

SIXTY-SIXTH ISSUE ]

DEPARTMENT OF COMMERCIAL INTELLIGENCE AND STATISTICS, INDIA

---

ANNUAL STATEMENT  
OF THE  
**Sea-Borne Trade of British India**  
WITH THE  
**British Empire and Foreign Countries**

For the fiscal year ending 31st March, 1932

VOLUME I.

Imports, Exports, and Re-exports of private merchandise and Government Stores,  
and Imports and Exports of Treasure.

---

*Published by order of the Governor-General in Council*

---



GOVERNMENT OF INDIA  
CENTRAL PUBLICATION BRANCH  
1933

[No. 2467.]

Price Rs. 14-10 or 23s. 6d.

## Publications of the Department of Commercial Intelligence and Statistics, India.

Publications noted below are obtainable from the Government of India Central Publication Branch, Civil Lines, Delhi; Local Sale Depot, at 8, Hastings Street, Calcutta. In Europe and America:—Secretary to the High Commissioner for India, "India House", Aldwych, London, W.C. 2; and all agents for the sale of Government publications. Remittances should be made either through a bank or by postal or money order and should include forwarding charges, as indicated in brackets after each price.

[All communications regarding subscriptions and advertisements should be made to any of the two aforesaid officers as the case may be.]

### WEEKLY.

1. Indian Trade Journal (Est'd. 1906)—Issued on Thursdays. Annual, half-yearly and quarterly rates of subscription with Supplements and quarterly index:—Indian (including postage): R15 (without postage R13), R7-8, R3-12 and Foreign (including postage): R19-8, R9-12, R4-14, respectively. Single copies (excluding postage):—Current issue As. 4 (1a.). Back numbers, when available, for any number over three months old R1 each (1a.); Foreign (including postage):—6 As. 6 p. and R1-2-6, respectively.

[Orders may be placed, with prepayment, for particular issues of the Journal, e.g., issues containing Crop Forecasts or those having special supplements.]

### MONTHLY.

2. Accounts relating to the Sea-borne Trade and Navigation of British India for November 1932. R1-4 or 2s. 3d. (4a.). Yearly subscription R15 without postage and R18 *post free*.
3. Monthly Statistics of Cotton Spinning and Weaving in Indian Mills, August 1932. As. 2 or 3d. (1a.); Yearly subscription R1-8 without postage and R2-4 *post free*.
4. Monthly Statistics of the Production of certain Selected Industries of India, May, 1932. As. 2, or 3d. (6p.)
5. Indian Customs Revenue for December 1932. One anna or 1½d. (6p.). Yearly subscription R1-2 *post free*.
6. Joint Stock Companies registered in British India and in the Indian States of Hyderabad, Mysore, Baroda and Travancore, August 1932. As. 10 or 1s. 6d. (6p.)
7. Trade at stations adjacent to Land Frontier Routes, October 1932. As. 12 or 1s. 2d. (1a.)
8. Raw Cotton Trade Statistics (Rail and River), August 1932. R1-10 or 2s. 9d. (2a.)
9. Exports of Indian Artware and Sports Goods, March 1932. R1 or 1s. 9d. (1a.)
10. Kathiawar Trade Statistics, January 1932. R1-4 or 2s. (1a.)
11. Accounts relating to the Coasting Trade and Navigation of British India, June, 1932, Rs. 3 or 5s. (3a.)

### QUARTERLY.

12. Wholesale prices of certain staple articles of trade at selected stations in India No. 3 of 1932. As. 3 or 4d. (6p.)

### ANNUAL.

13. Review of the Trade of India in 1931-32 (58th issue). R3 or 5s. 3d. (7a.)
14. Accounts relating to the Sea-borne Trade and Navigation of British India for the calendar year 1931. R2-2 or 4s. (2a.)
15. Annual Statement of the Sea-borne Trade of British India with the British Empire and Foreign Countries:—  
Vol. I.—Abstract and detailed Tables of Imports and Exports for 1931-32 (66th issue). R14-10 or 23s. 6d. (R1-10.)  
Vol. II.—Abstract and detailed Tables of Trade and Shipping with each country and at each Port, and Tables relating to the trade of Aden and of the French Possessions in India for the fiscal year ending 31st March 1931 (65th issue). R16-8 or 26s. 6d. (R1-8.)
16. Statistical Abstract for British India (with statistics, where available, relating to certain Indian States) from 1920-21 to 1929-30 (9th issue). R3-12 or 6s. 6d. (10a.)
17. Agricultural Statistics of India:—  
Vol. I.—British India—for 1929-30 (46th issue). R1-4 or 2s. (4a.)  
Vol. II.—Indian States—for 1929-30 (46th issue). R1-10 or 2s. 9d. (4a.)
18. Agricultural Statistics of British India, 1930-31 (Provisional). Annas 6 or 8d. (1a.)
19. Estimates of Area and Yield of Principal Crops in India, 1930-31 (33rd issue). R1 or 1s. 9d. (3a.)
20. Indian Tea Statistics, 1931 (37th issue). As. 8 or 10d. (2a.)
21. Indian Coal Statistics, 1931 (25th issue). R1-6 or 2s. 3d. (2a.)
22. Indian Rubber Statistics, 1931. (13th issue) As. 10 or 1s. 3d. (6p.)
23. Indian Coffee Statistics, 1930-31 (12th issue). As. 5 or 6d. (1a.)
24. List of cotton pressing factories with names of owners and particulars of marks allotted to them in the different provinces of British India and certain Indian States for the season 1931-32 (7th issue). As. 14 or 1s. 6d. (1a.)
25. Joint Stock Companies in British India and in the Indian States of Hyderabad, Mysore, Baroda, Gwalior, Indore and Travancore, 1929-30 (13th issue). R4-12 or 8s. (6a.)

26. Statistical Tables relating to Banks in India, 1930 (17th issue). R1-10 or 2s. 9d. (3a.)
27. Statistical Statements relating to the Co-operative Movement in India during the year 1930-31 (13th issue). R1-4 or 2s. 3d. (3a.)

### BIENNIAL.

28. Large Industrial Establishments in India, 1929 (10th issue). R5-4 or 8s. 6d. (5a.)

### QUINQUENNIAL.

29. Quinquennial Report on the average yield per acre of principal crops in India for the period ending 1926-27. As. 12 or 1s. 3d. (2a.)
30. Live-stock Statistics, India, 1929-30. As. 4 or 5d. (1a.)
31. Index Numbers of Indian Prices, 1861—1926 (2nd issue). R2-12 or 5s. (5a.) Addenda for 1927, 1928, 1929 and 1930 are available. Price Anna 1 or 1½d. each (6p.)
32. Accounts of the Trade of the Portuguese Possessions in India for the five calendar years 1921-25. (Supplement to Vol. II of the Annual Statement of the Sea-borne Trade of British India.) As. 12 or 1s. 3d. (2a.)

### MISCELLANEOUS.

33. Crop Forecast. (Published in the *Indian Trade Journal*, the due months are in brackets.) Per copy of the Journal As. 4 (1a.); and Foreign 6 Annas 6 pies *post free*. (*Vide item No. 1.*)  
Rice.—1st (October), 2nd (December), Final (February).  
Wheat.—1st (January), 2nd (March), 3rd (April), 4th (May), Final (August).  
Cotton.—1st (August), 2nd (October), 3rd (December), Final (February), Supplementary (April).  
Linseed, Rape and Mustard (*Winter oilseeds*)—1st (January), 2nd (March), Final (June).  
Sesamum (*til or jinjili*)—1st (September), 2nd (October), Final (January), Supplementary (April).  
Groundnut—1st (August), 2nd (October), Final (February).  
Castorseed—February.  
Indigo—1st (October), Final (December).  
Sugarcane—1st (August), 2nd (October), Final (February).
34. Registration and Publication of Statistics relating to the Sea-borne Trade and Navigation of British India. R3-2 or 4s. 9d. (*Out of print.*)
35. A Manual on the Preparation of Crop Forecasts in India. As. 8 or 9d. (*Out of print.*)
36. Cotton Map of India, No. 1.—Showing the different varieties of cotton grown in the different districts and States in India. R1 or 1s. 9d. (1a.)

[All communications relating to the supply of Maps on payment should be addressed to the Officer-in-Charge, Map Record and Issue Office, 13, Wood Street, Calcutta.]

37. Crop Atlas of India. R3-4 or 5s. 9d. (6a.)
38. Alphabetical Index of the Commodities that enter into the Foreign Sea-borne Trade of British India. R7-8 or 12s. (6a.)
39. Commercial Library Catalogue with its five Supplementary issues:—Corrected respectively up to 30th April 1925, May 1926, May 1927, May 1928, May 1929 and May 1930. Prices R2-8 or 4s. 6d. (5a.), As. 14 or 1s. 6d. (3a.), As. 10 or 1s. (3a.), R1 or 1s. 9d. (3a.), R1 or 1s. 9d. (3a.) and R1 or 1s. 9d. (3a.), respectively.
40. Directory of exporters of Indian produce and manufactures (7th edition). As. 7 or 9d. (3a.)

### SPECIAL SUPPLEMENTS TO THE "Indian Trade Journal".

41. Indian Customs Tariff (7th issue). Reprint of Schedules II and III appended to the Indian Tariff Act, VIII of 1894 (as in operation on 1st January 1932), showing the rates of Customs duties; including those imposed under the Wheat (Import Duty) Act, XV of 1931, and the additional duties imposed under the Salt (Additional Import Duty) Act, XIV of 1931, Indian Finance Act, 1931, and the Indian Finance (Supplementary and Extending) Act, 1931, levied on goods imported into, and exported from, British India, together with the tariff values fixed for certain articles under Government of India, Commerce Department Notification No. 73-T (93), dated the 12th December 1931, for the purpose of assessment of Customs duties during the twelve months January to December 1932. As. 2 or 3d. (2a.) (Supplement to the issue of 17th December 1931)
42. Amendment Slip to the "Indian Customs Tariff (7th issue)" Anna 1 or 1½d. (6p.); (Supplement to the issue of 21st April 1932)
43. Review of the Sugar Industry of India, 1930-31. Anna 1 or 1½d. (1a.) (Supplement to the issue of 12th May 1932).
44. Note on Tobacco (Supplement to the issue of September 1, 1927). As. 2 or 3d. (1a.); (Supplement to the issue of September 24, 1931). As. 2 or 3d. (1a.)
45. Glossary of Raw Cotton Trade Terms. Anna 1 or 1½d. (1a.); (Supplement to the issue of 21st June 1929).
46. Glossary of Terms relating to Hand-made Cotton Fabrics. As. 2 or 3d. (1a.); (Supplement to the issue of 3rd July 1930).
47. Glossary of Terms relating to Hides, Skins and Leather.



SIXTY-SIXTH ISSUE ]

DEPARTMENT OF COMMERCIAL INTELLIGENCE AND STATISTICS, INDIA

---

**ANNUAL STATEMENT**  
OF THE  
**Sea-Borne Trade of British India**  
WITH THE  
**British Empire and Foreign Countries**

For the fiscal year ending 31st March, 1932

VOLUME I.

Imports, Exports, and Re-exports of private merchandise and Government Stores,  
and Imports and Exports of Treasure.

---

*Published by order of the Governor-General in Council*

---



CALCUTTA: GOVERNMENT OF INDIA  
CENTRAL PUBLICATION BRANCH  
1933

[No. 2407.]

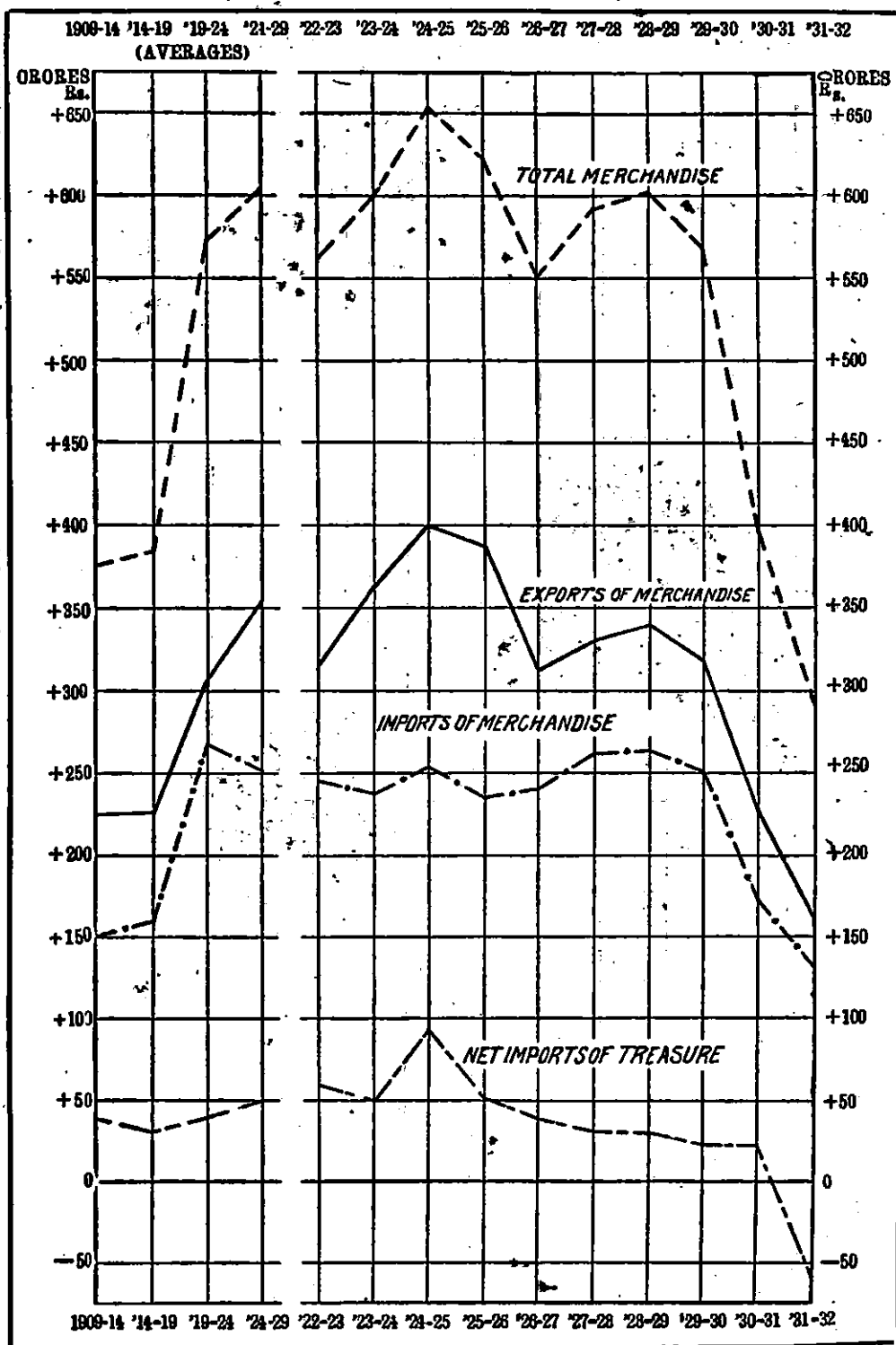
# Volume I.

## CONTENTS.

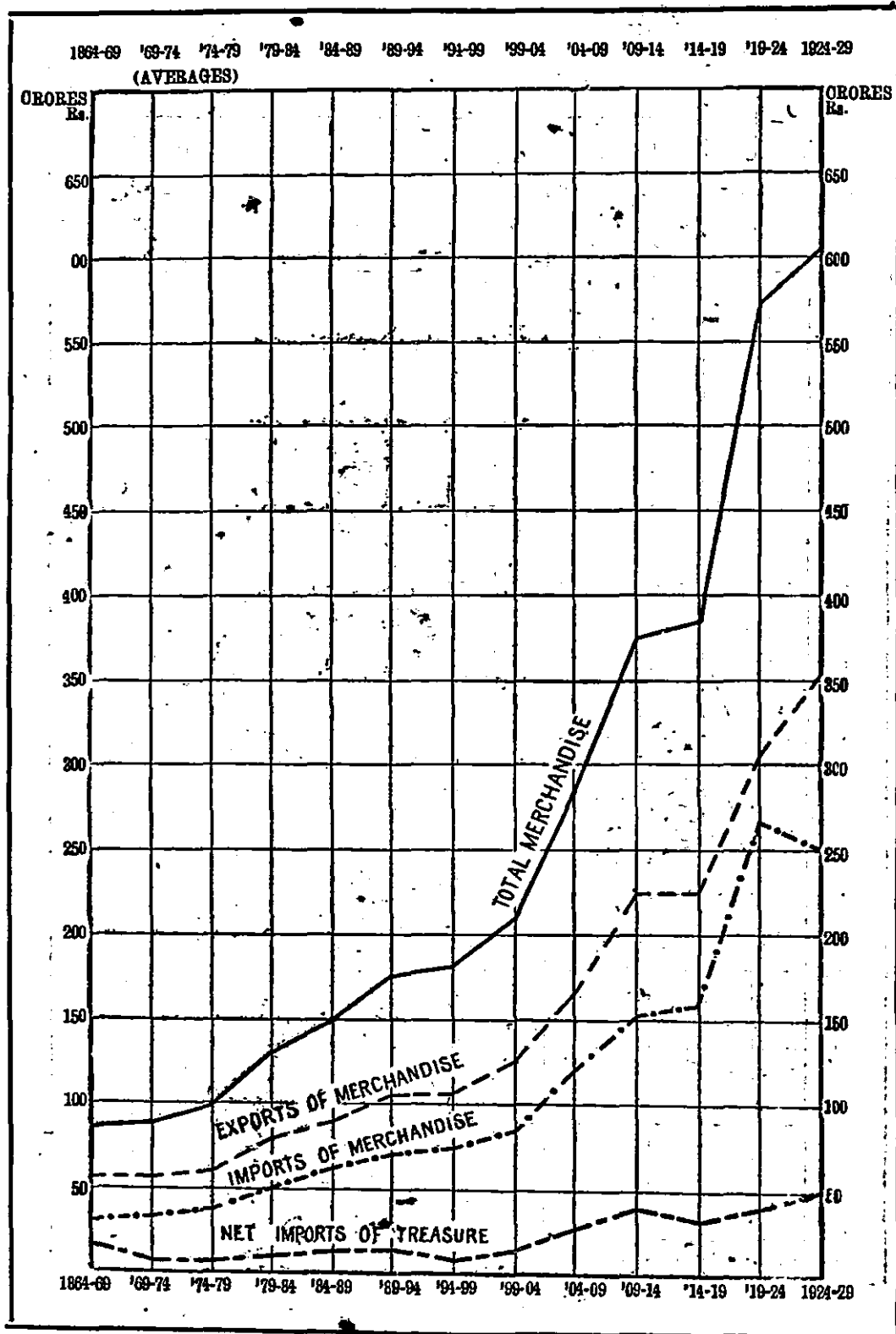
### TABLES RELATING TO THE SEA-BORNE TRADE OF BRITISH INDIA.

No. of Table.	Charts illustrating—	Page.
	1. The Foreign Sea-Borne Trade of British India:	
	(a) During the last ten years as compared with averages of the pre-war, war and post-war periods	i
	(b) During the last 65 years (1864-69 to 1924-29)	ii
	2. (a) Variations in the values of Principal articles in the Import Trade of British India during the last ten years as compared with averages of the pre-war, war and post-war periods	iii
	2. (b) Variations in the values of Principal articles in the Export Trade of British India during the last ten years as compared with averages of the pre-war, war and post-war periods	iv
	Introductory Note	v—viii
1	Total Trade: Value	1
2	Private Merchandise: From and to British Empire and Foreign Countries: Total Imports, Exports, and Re-Exports	2
3	Private Treasure: From and to British Empire and Foreign Countries: Total Imports and Exports	2
4	Private Merchandise: Summary of Imports—From British Empire and Foreign Countries	3
	—From British Empire	5
	—From Foreign Countries	7
5	Exports—To British Empire and Foreign Countries	9
	—To British Empire	11
	—To Foreign Countries	13
6	Re-Exports—To British Empire and Foreign Countries	15
	—To British Empire	17
	—To Foreign Countries	19
7	Private Merchandise: Principal Countries: Imports	21
8	Exports	24
9	Re-Exports	27
10	Principal Articles: Imports: Total Quantity and Value	29
10A	Government Stores: Imports: Total Quantity and Value	54
11	Private Merchandise: Exports: Total Quantity and Value	57
12	Re-Exports: Total Quantity and Value	69
13	Articles and Countries: Imports: Quantity and Value	77
14	Exports: Quantity and Value	618
15	Re-Exports: Quantity and Value	883
16	Government Stores: Imports: Quantity and Value	1011
17	Exports: Quantity and Value	1046
18	Re-Exports: Quantity and Value	1056
18A	Opium and other dangerous drugs: Imports: Quantity and Value	1067
18B	Re-exports: Quantity and Value	1072
18C	Exports: Quantity and Value	1074
19	Treasure: Gold coin and bullion: Imports and Exports	1076
20	Description of Imports and Exports	1077
21	Silver coin and bullion: Imports and Exports	1078
22	Description of Imports and Exports	1080
23	Gold and Silver coin and bullion: Imports and Exports	1080
23A	Currency notes: Imports and Exports	1082
24	Gold, Silver and Currency notes: Share of Provinces	1083
	Appendix A.—Alterations in the Annual Statement of Trade	1090
	Appendix B.—Classification of the Articles included in Table 4	1091
	Table 5	1101
	Table 6	1107
	Appendix C.—List of countries the trade with which is separately recorded in the Annual Statement	1112
	Index	1114

**CHART 1.**  
**Foreign Sea-borne Trade of British India.**  
**(a) During the last ten years as compared with averages of the pre-war, war and post-war periods.**  
**(Private and Government)**



**CHART 1.**  
**Foreign Sea-borne Trade of British India.**  
**(b) During the sixty-five years (1864-69 to 1924-29). Quinquennial Averages.**  
**(Private and Government)**



**CHART 2.**

(a) Variations in the values of principal articles in the import trade of British India during the last ten years as compared with averages of the pre-war, war and post-war periods.

**IMPORTS**

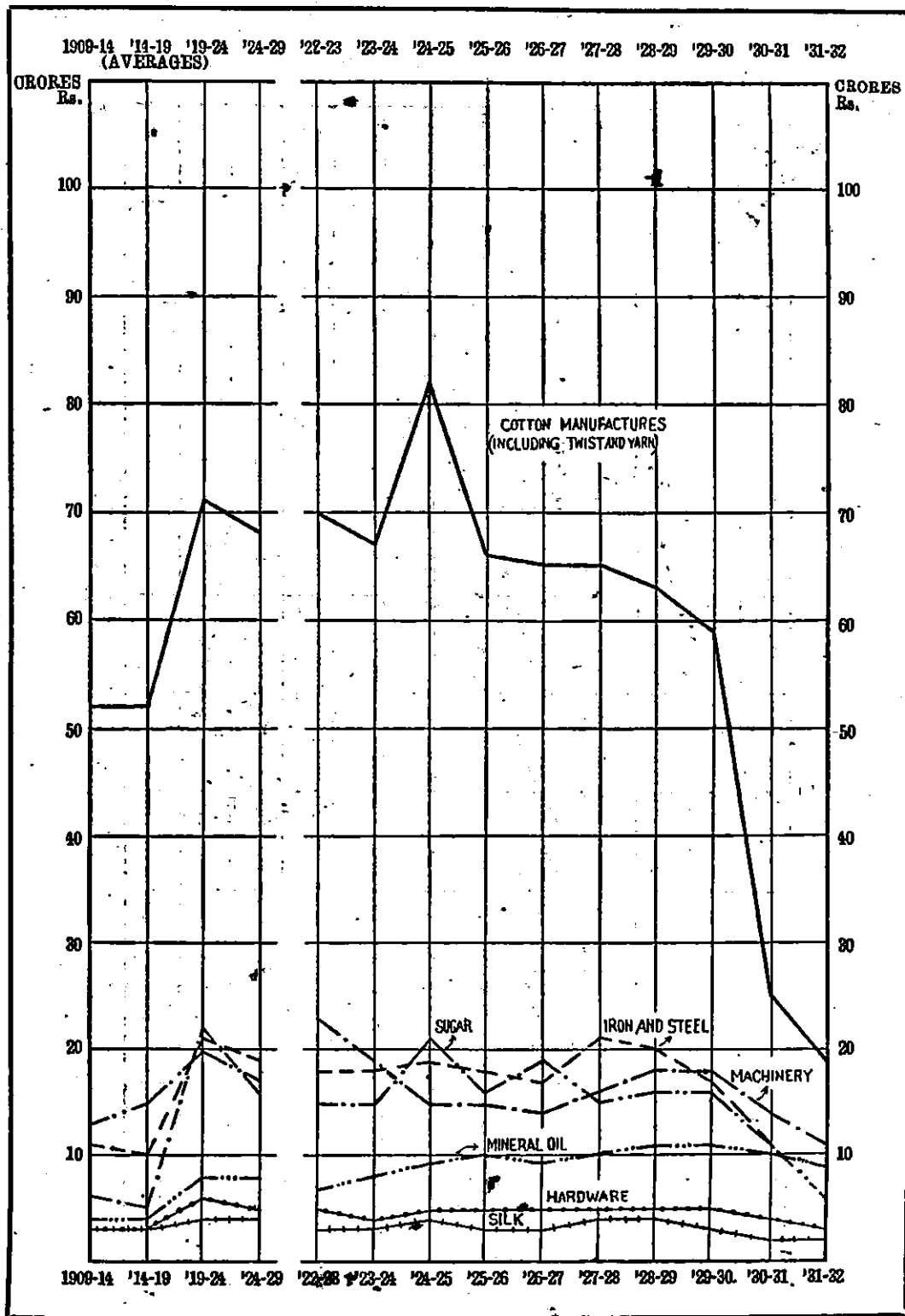
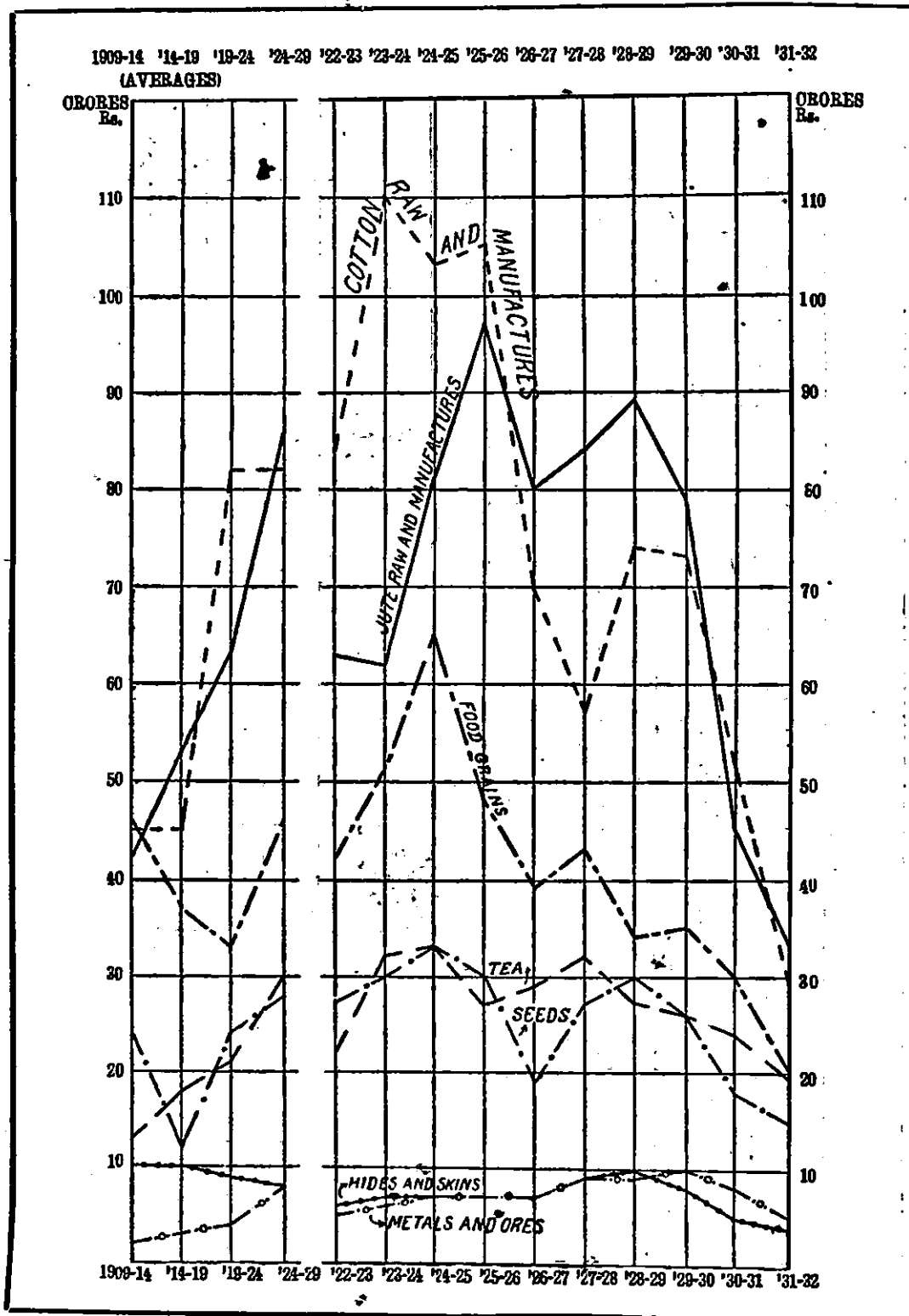


CHART 2.

(b) Variations in the values of principal articles in the export trade of British India during the last ten years as compared with averages of the pre-war, war and post-war periods.

EXPORTS



## INTRODUCTORY NOTE.

1. **Scope of the Returns.**—The Annual Statement of the Foreign Sea-borne Trade of British India is published in two volumes:—Volume I contains the abstract and detailed tables of imports and exports of each commodity and Volume II, the abstract and detailed tables of trade and shipping with each country and at each port, together with the tables relating to the trade of the French Possessions in India. \*Tables relating to the trade of Aden which used to be incorporated in Volume II of this publication will no longer be included in that volume but will be available only as a separate publication entitled “Trade and Navigation Report of Aden.” Tables relating to the trade of the Portuguese Possessions in India are also issued from time to time as supplements to these publications.

2. **Nature of the Trade recorded.**—The trade dealt with in the Sea-borne Trade Accounts is the trade with foreign countries registered at British Indian ports during the fiscal year ending the 31st March. The trade registered at British Indian ports can hardly be said to be that of British India only, it is rather the trade of the whole of India and Burma. As stated above, the trade of the French Possessions in India is recorded in Volume II and that of the Portuguese Possessions in a separate publication.

3. **Statistical year.**—All tables in this volume cover the five official years, April to March, 1927-28 to 1931-32, except tables 18A, 18B, 18C which show figures for the years 1927-28 to 1931-32 while table 24 shows figures for 1931-32 only.

4. **Adoption of Rupee notation.**—From 1921-22 the value figures have been exhibited in *rupees*. The change of notation from *rupees* to *pounds sterling* was first introduced in the Supplements to the Annual Statement for 1907-08 to 1910-11 and was adopted in the Annual Statement itself in the issues from 1911-12 to 1920-21.

5. **Abstract Tables.**—The summary tables in this volume show, first (tables 1, 2 and 3), the total value of imports and of exports as a whole, and secondly (tables 4 to 6), the total value of the imports, exports and re-exports of the principal articles, classified in groups under the following five main heads:—

- I. Food, Drink and Tobacco,
- II. Raw Materials and Produce and Articles mainly Unmanufactured,
- III. Articles Wholly or Mainly Manufactured,
- IV. Living Animals, and
- V. { Postal Articles not specified (under Imports),  
      { Postal Articles (under Exports).

(The revised classification above given has been introduced with effect from 1st April, 1922, in the trade accounts of British India. Appendix B to this volume, showing the classification, indicates the articles which are included in each group.)

Imports from and exports to British Dominions and Possessions\* are distinguished from those from and to Foreign Countries, and exports are divided, as in all the tables of the Annual Statement, into “Exports of Indian merchandise” and “Re-exports of British and Foreign merchandise.” The term “Indian merchandise” comprises all goods which are the growth, produce, or manufacture of India. Indian merchandise is distinguished from British and Foreign merchandise in the declaration of shippers made in the shipping bills from which trade statistics are compiled.

Tables 7 to 9 show the total value of imports, exports and re-exports from and to each principal country, and tables 10 to 12 the total imports, exports and re-exports of the principal articles. The articles are arranged in alphabetical order, provision being made for grouping together within the alphabetical order such articles as are related industrially or commercially. Certain articles are recorded by value only, but in most cases both the quantities and values are recorded.

\* Including Protectorates and Mandated Territories.



**6. Detailed Tables.**—Table 13 shows the quantity and value of imports of articles, both dutiable and free, from the principal and other countries of consignment and the shares of the maritime provinces. The arrangement of the articles is the same as in the abstract tables 10 to 12.

Tables 14 and 15 show in the same order the exports to the principal and other countries of articles of Indian merchandise and of British and Foreign merchandise respectively.

The trade in each article with each country is recorded separately in these tables when its value is R1,000 or more. If the value of the trade with any country in any particular article is less than R1,000, it is generally grouped under one of the heads—"Other British Possessions" or "Other Foreign Countries."

**Government Stores.**—Imports and exports of Government stores are separately recorded.

Tables 16, 17 and 18 show the quantity and value of imports, exports and re-exports of Government stores. The accounts of goods exported do not include goods bought by Government and shipped on Government or chartered vessels.

**Treasure.**—Imports and exports of gold and silver coin and bullion are also recorded separately and are not included in the tables relating to merchandise. Imports of gold by letter post are registered with effect from April, 1924, and included in the accounts. The transactions in issued currency notes are, with effect from April, 1922, registered separately under treasure.

Tables 19 to 24 show the imports and exports of gold and silver coin and bullion and of currency notes from and to each country. Bullion, coin and currency notes are excluded from all general tables of imports and exports.

**7. Explanation of Imports and Exports.**—The tables relating to imports refer to goods landed, whether they are intended for home consumption, bonding, or re-exportation. Goods landed and afterwards re-exported are therefore included under "imports," even though imported on a through bill of lading, unless they are removed under bond from the importing to the exporting ships at the same or another port (when they are omitted from the general tables of imports and re-exports) because the accounts exclude transshipment trade at ports. Goods are seldom imported to be improved, and the "improvement" trade, such as is recognised in the statistics of some other countries, is not distinguished.

**Transshipment Trade.**—Indian ports are not transshipment centres for foreign countries to any considerable extent, and the trade returns accordingly take no account of merchandise transhipped.

**Passengers' baggage.**—Imports of dutiable baggage are included in the trade statistics but not those of free baggage.

**Ship's Stores.**—Imports of ship's stores on which duty is paid and exports on which drawback is claimed are also registered.

**Bunkers.**—(Coal and oil) taken for use on board ships engaged in foreign trade are shown separately in the general tables of Exports and Re-exports from 1931-32.

**Parcel Post.**—Imports from and Exports to foreign countries by parcel post are included in the returns; dutiable articles imported by letter post are also included, but the contents of foreign letters despatched are not registered. Imports by parcel post of goods, whether dutiable or not, are not classified according to their nature, with the exception of the items noted in the following paragraph, but are separately recorded at the end of the tables and are entered by value only. Exports by parcel post are treated in the same way as imports by parcel post, and the values shown are approximate only.

From April, 1922, imports by post (including letter packets, registered and ordinary) of jewellery, precious stones, gold and silver thread, cigarettes, and cinematograph films, referred to Collectors of Customs for assessment, are being included with their appropriate heads and sub-heads in the import trade returns.

**Special Statistics.**—At the instance of the Advisory Committee of the League of Nations on traffic in opium, etc., three separate tables 18A, 18B and 18C have been introduced showing the imports, re-exports and exports of opium and other dangerous drugs into and from British India during the years 1927-28 to 1931-32.

**8. Countries to which Imports and Exports are credited.**—Throughout the tables in this volume *Imports* are classified as received from the countries whence they were *consigned* to British India, and not, as in the corresponding volumes for 1910-11 and earlier years, as received from the countries whence they were shipped direct to India. The *countries of consignment* are the countries from which the goods have come, whether by land and sea or by sea only, without interruption of transit save in the course of transhipment or transfer from one means of conveyance to another.

The countries whence goods are consigned are not in all cases the countries of actual origin or in the case of manufactured goods the countries in which the processes of manufacture were conducted or completed, since goods produced in one country may be purchased by a firm in another country and thence despatched, after a longer or shorter interval, to India. In such a case the second country would be the country of consignment, to which the goods would be credited in these tables.

The substitution of countries of consignment for countries of shipment affects the imports from countries which have no seaboard\* (separately distinguished in the tables of this volume). The recorded imports from such countries as Belgium, the Netherlands, Germany, Austria and Hungary are largely affected by this change. These countries were formerly credited in the returns with the exports from countries which did not possess a seaboard, such as Switzerland, or which did not always export their goods from their own ports but from those of a neighbouring country.

*Exports* are credited in the tables to the country of *final destination*, i.e., the country to which they are consigned, whether that country possesses a seaboard or not, and not, as before, to the country containing the port of discharge as declared by the exporter in the shipping bills, whether carried there direct or after transhipment. The *country of final destination* is the country to which goods exported from India are intended to pass, whether by sea and land or by sea only, without interruption of transit save in the course of transhipment or transfer from one means of conveyance to another.

As in the case of imports, this classification differs from that adopted in the corresponding volumes for 1910-11 and earlier years, the countries affected being (1) those without a seaboard, which previously did not appear in the tables, and (2) those countries through which goods consigned to countries without a seaboard were shipped.

A supplementary volume was issued for each of the years 1907-08 to 1910-11 inclusive. These supplementary volumes contained a classification of Imports and Exports on the system which was adopted in Volumes I and II for 1911-12 and subsequent years, imports being credited to countries whence consigned and exports to countries of final destination. For the four years, 1907-08 to 1910-11, the results of both methods are thus available for comparison.

In all tables of Volumes I and II where trade is shown according to countries, the countries included in the British Empire have been grouped separately from Foreign Countries, excepting in tables 4 to 7, 10 and 13 of Volume II, where geographical arrangement within the Continent is followed, and in tables 18A, 18B and 18C of Volume I exhibiting special statistics of the imports and exports of dangerous drugs.

**9. Method of ascertaining Quantities and Values of Imports and Exports.**—The statements of both quantities and values are based on the declarations of importers in Bills of Entry and of exporters in Shipping Bills as subsequently checked by the Customs officials. The quantities are not recorded in every case, but where goods are entered by weight; the quantities given represent the *net* weight exclusive of packages, sacks, casks, tins, bottles, etc., in which they may be contained or of reels on which they may be wound. In certain cases, number, gallon, or yard is the denomination employed. Piece-goods are shown by linear yards, oil-cloth and floor-cloth by square yards, and liquors and oils generally by gallons. When weight is the prescribed denomination, different units (tons, cwts., lbs., and ozs.) are specified according to the nature of various articles and the different trade practice. According to the provisions of

\* The following is a list of such countries :—Switzerland, Turkistan, Afghanistan, Abyssinia, the Transvaal, Rhodesia, Orange Free State and Bolivia.

the Indian Sea Customs Act VIII of 1878 (Section 30), the values of goods imported or exported are based on wholesale market prices, and represent—

- (a) the wholesale cash price, less trade discount, for which goods of the like kind and quality are sold, or are capable of being sold, at the time and place of importation or exportation, as the case may be, without any abatement or deduction whatever, except (in the case of goods imported) of the amount of the duties payable on the importation thereof; or
- (b) where such price is not ascertainable, the cost at which goods of the like kind and quality could be delivered at such place without any abatement or deduction, except as aforesaid.

In the tables of Imports and Exports of Treasure, the weight of gold has been shown in 'fine ounces' and that of silver in 'standard ounces,' the latter meaning the British Standard ( $\frac{37}{40}$  fine); while the value of both gold and silver imported and exported, whether on private or on Government account, represents the market value at the time and place of import or export, except in the case of Government of India rupees and currency notes of which the face value is shown. The practice before April, 1921, was not uniform at all the ports.

**10. Unenumerated goods.**—Unenumerated goods, *i.e.*, goods not separately specified, are divided into "Unmanufactured" and "Manufactured" [Classes II (Group S) and III (Group V) respectively] and are placed in the tables of imports and exports after all other goods recorded. These goods are entered by value only.

**11. Charts.**—Charts are annexed to illustrate the variations in the total imports and exports of merchandise and in the net imports of treasure, and also the variations of principal articles in the import and export trade.

**12. List of Countries.**—A complete list of all the countries, the trade with which is separately recorded, is shown in Appendix C. This list was revised in accordance with the territorial re-adjustments brought about by the War, and introduced in the Sea-borne Trade returns of British India with effect from April, 1921.

**13. Index.**—An index to the articles alphabetically arranged, specified in the tables of Imports, Exports and Re-exports, is given at the end of the volume.

**14. Calendar Year Accounts.**—The particulars of the import and export trade of British India in principal articles for the calendar year are also published annually.

D. B. MEEK,  
*Director-General.*

# TABLES

## RELATING TO THE SEA-BORNE TRADE OF BRITISH INDIA

Note.—The Fiscal Year commences on the 1st April and ends on the 31st March.

### ABSTRACT TABLES

#### TOTAL VALUE OF THE IMPORT AND EXPORT TRADE OF BRITISH INDIA

No. 1.

VALUE of TOTAL FOREIGN SEA-BORNE TRADE (with the BRITISH EMPIRE and FOREIGN COUNTRIES)

		1927-28	1928-29	1929-30	1930-31	1931-32
		₹	₹	₹	₹	₹
<b>PRIVATE.</b>						
<b>IMPORTS—</b>						
Merchandise		249,88,64,866	258,30,59,741	240,79,69,341	164,79,86,868	126,87,14,115
Treasure	Gold	18,18,44,062	21,21,39,692	14,28,11,477	18,24,52,458	2,79,95,864
	Silver	16,44,28,295	15,92,17,823	18,36,38,887	18,45,91,817	4,41,80,307
	Currency notes	23,98,111	15,88,827	17,25,615	15,07,026	4,04,899
	TOTAL	84,81,60,468	87,29,40,842	27,76,75,929	26,85,51,296	7,25,90,070
<b>TOTAL IMPORTS</b>		284,65,24,834	290,60,00,583	268,56,45,270	191,64,88,159	183,63,04,185
<b>EXPORTS—</b>						
Merchandise	Indian	819,15,35,866	830,12,78,786	810,80,55,200	220,40,26,388	155,88,86,094
	Foreign	9,58,77,767	7,83,32,891	7,12,68,662	5,14,40,315	4,65,86,260
	TOTAL	828,69,13,138	837,96,11,677	817,98,23,862	225,68,66,653	160,54,72,354
Treasure	Gold	3,44,106	1,91,008	99,580	49,34,388	60,78,25,155
	Silver	2,59,01,583	2,87,92,807	1,47,86,330	1,81,33,248	1,82,60,008
	Currency notes	4,000	3,27,070	8,51,294	12,04,599	29,79,060
	TOTAL	2,02,49,689	2,98,10,880	1,56,87,154	2,42,72,185	62,90,04,223
<b>TOTAL EXPORTS</b>		831,31,62,822	840,89,22,557	819,50,11,016	228,06,38,838	223,45,36,577
<b>TOTAL IMPORTS AND EXPORTS (PRIVATE)</b>						
Merchandise		578,52,77,499	591,26,71,418	558,72,98,208	390,48,08,516	286,91,86,469
Treasure		37,44,10,157	40,22,51,722	29,88,68,088	29,28,28,481	70,16,54,293
<b>TOTAL</b>		615,96,87,656	631,49,23,140	588,66,56,286	419,71,26,997	357,08,40,762
<b>GOVERNMENT.</b>						
<b>IMPORTS—</b>						
Stores		11,68,74,299	10,09,19,619	8,91,05,149	8,26,89,069	4,27,14,891
Treasure	Gold	..	..	..	..	..
	Silver	3,14,122	484	5,51,990	70,900	78,655
	Currency notes	4,78,939	1,320	91,665	12,177	17,100
	TOTAL	7,93,061	1,804	6,43,655	83,077	90,755
<b>TOTAL IMPORTS</b>		11,70,67,300	10,09,21,423	8,97,48,804	8,37,72,146	4,28,05,146
<b>EXPORTS—</b>						
Stores	Indian	1,27,12,579	1,06,38,424	94,77,318	76,63,025	60,54,692
	Foreign	80,11,571	12,61,555	10,95,909	9,92,186	4,95,279
	TOTAL	1,57,24,150	1,18,94,979	1,05,73,227	86,55,211	65,49,971
Treasure	Gold	..	..	3,551	..	..
	Silver	4,71,207	3,27,18,574	3,32,42,299	1,57,36,418	3,02,21,042
	Currency notes	46,40,000	15,02,000	25,00,000	..	..
	TOTAL	51,11,207	3,42,20,574	3,57,45,850	1,57,36,418	3,02,21,042
<b>TOTAL EXPORTS</b>		2,08,85,357	4,61,15,553	4,63,19,077	2,43,91,624	3,67,71,013
<b>TOTAL IMPORTS AND EXPORTS (GOVERNMENT)</b>		13,86,02,717	14,70,36,976	13,60,67,881	10,71,63,770	7,95,76,159
<b>GRAND TOTAL, IMPORTS</b>						
Merchandise		261,52,38,665	268,39,79,380	249,70,74,490	178,06,25,982	180,64,28,666
Treasure		34,89,58,529	37,29,42,646	27,83,19,584	28,86,84,373	7,26,80,825
<b>TOTAL</b>		296,41,92,194	300,69,22,006	277,53,94,074	199,92,60,305	187,91,09,331
<b>GRAND TOTAL, EXPORTS</b>						
Merchandise		830,26,87,283	839,15,06,656	818,98,97,089	226,50,21,864	161,20,22,325
Treasure		3,18,60,896	6,35,31,454	5,14,38,004	4,90,08,598	65,92,85,205
<b>TOTAL</b>		833,39,98,179	845,50,38,110	824,13,30,093	230,50,30,462	227,13,07,590
<b>TOTAL SEA-BORNE TRADE</b>		629,87,90,373	646,19,60,116	601,67,24,167	430,42,90,767	365,04,16,921

ABSTRACT TABLES  
IMPORTS AND EXPORTS

( 2 )

No. 2.

VALUE of the TOTAL IMPORTS, EXPORTS, and RE-EXPORTS of MERCHANDISE (private) from and to the  
BRITISH EMPIRE and FOREIGN COUNTRIES, RESPECTIVELY.

MERCHANDISE—	1927-28	1928-29	1929-30	1930-31	1931-32
	₹	₹	₹	₹	₹
<b>Imports :</b>					
Consigned from—					
British Empire	186,86,93,412	130,58,19,168	124,46,14,488	76,01,00,675	56,06,68,018
Foreign Countries	113,46,70,954	116,72,40,573	116,33,54,903	88,77,46,188	69,70,46,497
<b>TOTAL</b>	240,88,64,366	253,30,59,741	240,79,69,341	164,79,36,863	126,37,14,115
Exports (Indian) : Consignments to—					
British Empire	125,85,24,629	115,04,13,545	110,19,69,560	86,12,32,453	68,14,10,221
Foreign Countries	193,30,10,737	215,03,65,241	200,60,95,640	134,86,93,885	87,74,69,573
<b>TOTAL</b>	319,15,35,366	330,12,78,786	310,80,65,200	220,49,26,338	155,88,89,094
Exports (Foreign) : Consignments to—					
British Empire	5,84,07,785	4,87,63,709	3,97,62,668	2,97,56,040	2,83,59,261
Foreign Countries	3,69,69,982	3,95,66,182	3,15,05,994	2,16,84,275	1,82,26,909
<b>TOTAL</b>	9,53,77,767	7,83,32,891	7,12,68,662	5,14,40,315	4,65,86,260
Exports and Re-exports (Total) : Consignments to—					
British Empire	131,69,32,414	119,91,50,254	114,17,22,228	89,02,88,493	70,97,75,482
Foreign Countries	196,99,80,719	218,04,31,423	203,76,01,634	136,53,73,160	89,56,96,872
<b>TOTAL</b>	328,69,13,133	337,96,11,677	317,93,23,862	225,56,61,653	160,54,72,354
Imports, Exports, and Re-exports (Total) :—					
Consigned from and to British Empire	283,06,25,826	256,49,99,422	238,63,36,666	165,11,79,168	127,64,44,100
" Foreign Countries	310,46,51,673	334,76,71,996	320,09,56,537	225,31,21,348	159,27,42,369
<b>TOTAL</b>	578,52,77,499	591,26,71,418	558,72,93,203	390,43,03,516	286,91,86,469

No. 3.

VALUE of the TOTAL IMPORTS and EXPORTS of TREASURE (private) from and to the BRITISH EMPIRE  
and FOREIGN COUNTRIES, RESPECTIVELY.

TREASURE—	1927-28	1928-29	1929-30	1930-31	1931-32
	₹	₹	₹	₹	₹
<b>Imports :</b>					
Consigned from—					
British Empire	22,06,62,611	28,51,04,367	20,76,68,528	21,02,05,786	5,56,70,080
Foreign Countries	12,74,97,857	8,78,36,476	7,00,07,401	5,23,45,510	1,70,10,090
<b>TOTAL</b>	34,81,60,468	37,29,40,842	27,76,75,929	26,25,51,296	7,26,90,070
Exports :					
Consignments to—					
British Empire	1,07,34,468	59,45,940	1,35,49,053	2,31,21,797	49,71,42,844
Foreign Countries	1,55,15,221	2,33,61,940	21,38,101	1,50,368	10,10,21,379
<b>TOTAL</b>	2,62,49,689	2,93,10,880	1,56,87,154	2,42,72,165	62,90,04,223
<b>TOTAL, IMPORTS AND EXPORTS</b>	37,44,10,157	40,22,51,722	29,33,63,083	28,68,23,461	70,16,54,293

## SUMMARY of the VALUE of the IMPORTS of MERCHANDISE CONSIGNED from the BRITISH EMPIRE and FOREIGN COUNTRIES

	1927-28	1928-29	1929-30	1930-31	1931-32
	R	R	R	R	R
<b>I.—FOOD, DRINK AND TOBACCO—</b>					
A. Fish (excluding canned fish)	36,97,879	25,76,167	26,31,274	23,86,131	13,42,162
B. Fruits and Vegetables	2,01,93,711	1,68,39,388	1,82,86,858	1,48,58,785	1,34,47,173
C. Grain, Pulse and Flour	2,30,70,097	10,72,80,817	5,42,06,036	2,81,62,637	1,17,60,525
D. Liquors	3,02,11,447	2,94,81,854	3,10,66,103	2,78,05,825	1,80,10,038
E. Provisions and Oilman's stores	6,40,60,141	6,21,24,467	5,63,61,190	4,87,78,536	3,41,26,266
F. Spices	2,57,85,141	2,94,02,555	3,25,75,158	2,54,94,482	2,08,22,441
G. Sugar	14,90,55,163	16,08,94,983	15,77,65,467	10,96,46,554	6,16,53,256
H. Tea	69,00,264	74,22,285	63,89,618	45,67,645	43,57,159
I. Other Food and Drink	2,00,43,616	1,73,66,669	1,63,48,110	1,38,33,499	74,86,375
J. Tobacco	2,91,32,346	2,74,59,528	2,69,70,990	1,51,15,809	94,34,454
<b>TOTAL, CLASS I</b>	<b>37,21,49,805</b>	<b>46,08,48,713</b>	<b>40,25,99,804</b>	<b>29,06,49,903</b>	<b>18,24,39,849</b>
<b>II.—RAW MATERIALS AND PRODUCE AND ARTICLES MAINLY UNMANUFACTURED—</b>					
A. Coal	58,48,244	32,96,166	41,44,869	28,28,595	11,22,806
B. Other Non-metallic mining and quarry products and the like	1,88,49,324	1,55,91,314	1,61,21,478	1,03,02,042	82,46,281
C. Fodder, Bran and Pollards	1,24,741	1,48,822	2,16,056	2,04,709	1,64,099
D. Gums, Resins and Lac	60,45,351	55,26,481	92,99,878	39,14,013	26,03,236
E. Hides and Skins, raw or undressed	27,52,808	23,77,477	30,94,091	13,87,821	14,42,727
F. Metallic ores and scrap iron or steel for re-manufacture	2,66,395	1,73,663	3,68,047	2,09,164	1,67,643
G. Oils—Vegetable, Mineral and Animal	11,08,68,166	11,53,22,648	11,68,64,992	10,92,24,984	9,72,26,298
H. Oilcakes of all kinds	13,058	15,918	11,775	4,090	1,871
I. Paper making materials	40,27,949	41,50,943	44,94,910	42,06,706	35,98,541
J. Rubber, raw or crude	86,305	26,884	2,53,758	1,40,526	1,29,522
K. Seeds, including nuts for oils	18,63,029	22,18,284	18,31,577	7,44,365	11,94,784
L. Tallow, Stearine and Wax	28,01,363	26,24,526	32,33,040	28,87,627	21,91,734
M. Cotton, raw and waste	6,74,48,419	3,90,79,137	3,42,15,277	6,38,96,717	7,03,39,767
N. Jute, raw	3,352	4,672	5,324	752	881
O. Silk, raw and waste	1,45,40,487	1,23,59,154	1,23,12,613	88,45,300	62,39,255
P. Wool, raw	44,94,814	49,52,846	51,70,596	18,53,852	31,09,449
Q. Other textile materials	9,76,772	8,13,463	8,75,291	4,58,191	2,46,210
R. Wood and Timber	64,74,175	59,75,132	78,03,715	70,75,545	48,47,103
S. Miscellaneous	83,59,796	1,05,40,819	1,27,15,295	93,31,818	56,30,270
<b>TOTAL, CLASS II</b>	<b>25,58,44,548</b>	<b>22,51,98,349</b>	<b>23,30,32,582</b>	<b>22,75,16,817</b>	<b>20,85,02,477</b>

NOTE.—For articles included in this Statement, see classification on pages 1091—1100.

ABSTRACT TABLES  
IMPORTS SUMMARY

( 4 )

No. 4—continued

SUMMARY of the VALUE of the IMPORTS of MERCHANDISE CONSIGNED from the BRITISH EMPIRE and FOREIGN COUNTRIES—continued

	1927-28	1928-29	1929-30	1930-31	1931-32
	R	R	R	R	R
<b>III.—ARTICLES WHOLLY OR MAINLY MANUFACTURED—</b>					
A. Apparel . . . . .	2,31,43,237	2,51,11,251	2,59,05,002	1,99,17,410	1,46,68,762
B. Arms, Ammunition and Military Stores . . . . .	70,64,540	76,64,257	65,44,064	54,01,872	68,48,425
C. Chemicals, Drugs and Medicines . . . . .	5,01,62,799	4,91,50,108	5,49,99,167	4,89,23,703	4,79,08,750
D. Cutlery, Hardware, Implements and Instruments (excluding Electrical Instruments and Apparatus) . . . . .	7,63,02,499	7,76,92,594	7,59,30,374	5,75,10,696	4,42,74,576
E. Dyes and Colours . . . . .	4,32,17,288	4,36,53,785	3,99,50,474	3,82,78,958	3,65,14,747
F. Electrical Goods and Apparatus (other than Machinery) . . . . .	2,83,49,247	3,12,95,414	3,60,95,363	3,10,60,535	2,22,97,722
G. Furniture, Cabinetware, and Manufactures of Wood and Timber . . . . .	47,35,113	60,68,253	63,17,002	46,78,882	32,33,020
H. Glassware and Earthenware . . . . .	3,29,89,032	3,11,22,975	3,24,88,098	2,13,64,145	1,60,68,375
I. Hides and Skins, tanned or dressed, and Leather . . . . .	64,28,568	63,98,526	68,35,681	48,27,903	45,45,455
J. Machinery, of all kinds including Belting for Machinery . . . . .	17,19,83,922	19,43,24,230	19,34,92,068	15,12,89,176	11,57,11,865
K. Metals—Iron and Steel and manufactures thereof . . . . .	21,42,93,143	20,23,49,658	17,20,03,666	10,87,93,240	6,31,48,050
L. Metals other than Iron and Steel and manufactures thereof . . . . .	6,96,97,983	6,73,60,880	6,38,19,146	5,02,23,496	3,44,49,362
M. Paper, Pastebord and Stationery . . . . .	3,92,28,893	4,31,54,538	4,77,37,518	3,67,98,832	3,18,26,606
*N. Railway plant and rolling stock . . . . .	4,76,86,710	—	—	—	—
O. Rubber manufactures . . . . .	2,70,80,296	2,85,86,295	3,30,13,517	2,56,83,337	2,20,98,381
P. Vehicles, excluding Locomotives, etc., for Railways . . . . .	7,69,36,648	11,00,59,866	10,84,72,900	7,30,52,883	4,48,46,878
Q. Cotton yarns and manufactures . . . . .	65,15,67,540	63,24,36,749	59,48,73,128	25,25,59,794	19,15,41,696
R. Jute . . . . .	24,08,076	26,53,079	24,14,783	18,36,157	12,77,063
S. Silk . . . . .	3,60,37,849	3,77,07,473	3,35,30,376	2,11,47,176	2,11,16,856
T. Woollen . . . . .	4,91,86,972	4,52,33,720	3,76,74,800	2,12,57,187	1,30,96,316
U. Other yarns and textile fabrics . . . . .	7,15,99,495	6,50,63,047	5,71,50,501	4,00,95,476	4,22,62,993
V. Miscellaneous . . . . .	9,62,23,071	9,59,51,982	9,90,46,166	7,75,42,879	6,11,95,738
<b>TOTAL, CLASS III</b> . . . . .	<b>182,63,22,921</b>	<b>180,30,38,680</b>	<b>172,82,93,794</b>	<b>109,22,43,737</b>	<b>83,89,31,656</b>
<b>IV.—LIVING ANIMALS—</b>					
A. Horses . . . . .	36,37,260	33,37,440	30,08,597	18,46,674	40,10,053
B. Other living Animals . . . . .	2,05,661	2,33,259	2,33,377	2,38,874	1,96,104
<b>TOTAL, CLASS IV</b> . . . . .	<b>38,42,921</b>	<b>35,70,699</b>	<b>32,41,974</b>	<b>20,85,548</b>	<b>42,06,157</b>
<b>V.—POSTAL ARTICLES NOT SPECIFIED</b>					
	4,02,04,171	4,04,03,300	4,08,01,187	3,54,40,858	2,96,33,976
<b>GRAND TOTAL</b> . . . . .	<b>249,83,64,366</b>	<b>249,83,64,366</b>	<b>249,83,64,366</b>	<b>249,83,64,366</b>	<b>249,83,64,366</b>



No. 4—continued

SUMMARY of the VALUE of the IMPORTS of MERCHANDISE CONSIGNED from the  
BRITISH EMPIRE

	1927-28	1928-29	1929-30	1930-31	1931-32
	₹	₹	₹	₹	₹
<b>I.—FOOD, DRINK AND TOBACCO—</b>					
A. Fish (excluding canned fish)	30,82,031	22,49,700	22,17,584	19,54,244	9,68,691
B. Fruits and Vegetables	22,78,594	21,95,191	24,55,946	19,63,967	16,12,635
C. Grain, Pulse and Flour	1,49,27,779	8,17,78,822	4,82,67,866	2,00,32,733	80,02,189
D. Liquors	1,90,53,406	1,86,51,581	1,96,24,116	1,82,08,999	1,22,40,917
E. Provisions and Oilman's stores	3,06,28,808	2,86,28,134	2,92,27,702	2,51,76,894	2,00,56,754
F. Spices	2,47,74,750	2,78,76,414	3,12,35,467	2,41,92,439	1,97,66,648
G. Sugar	19,38,644	26,82,945	1,23,75,109	28,46,318	36,59,434
H. Tea	17,11,808	21,95,482	21,08,543	17,31,407	19,48,329
I. Other Food and Drink	1,00,77,400	82,77,746	80,32,027	48,33,815	55,35,954
J. Tobacco	2,56,03,541	2,14,52,416	2,27,16,256	1,31,61,420	62,40,814
<b>TOTAL, CLASS I</b>	<b>13,40,76,761</b>	<b>19,59,88,431</b>	<b>17,82,60,716</b>	<b>11,41,02,236</b>	<b>8,00,32,565</b>
<b>II.—RAW MATERIALS AND PRODUCE AND ARTICLES MAINLY UNMANUFACTURED—</b>					
A. Coal	48,36,244	29,01,533	40,54,958	26,91,441	10,87,131
B. Other Non-metallic mining and quarry products and the like	67,74,956	47,93,809	55,64,287	22,10,464	21,32,139
C. Fodder, Bran and Pollards	1,24,475	1,48,497	2,15,461	2,04,501	1,63,743
D. Gums, Resins and Lac	41,06,099	38,24,465	73,85,585	26,54,252	18,88,290
E. Hides and Skins, raw or undressed	21,87,387	16,57,810	24,75,856	9,90,680	9,02,670
F. Metallic ores and scrap iron or steel for re-manufacture	96,288	69,760	59,463	80,127	70,627
G. Oils—Vegetable, Mineral and Animal	1,37,41,242	1,38,99,791	1,94,01,068	1,10,62,050	1,13,83,749
H. Oilcakes of all kinds	13,058	14,343	10,292	4,090	1,871
I. Paper making materials	52,879	86,334	49,808	1,00,689	3,40,045
J. Rubber, raw or crude	86,305	19,142	2,53,338	1,40,526	1,27,371
K. Seeds including nuts for oils	12,43,901	13,23,965	5,06,411	3,58,678	8,37,343
L. Tallow, Stearine and Wax	25,04,814	23,04,063	30,54,036	27,07,709	20,27,056
M. Cotton, raw and waste	2,13,83,853	2,38,13,904	2,93,24,448	3,26,17,106	3,42,47,492
N. Jute, raw	2,399	4,672	2,498	130	160
O. Silk, raw and waste	17,24,631	9,09,580	7,24,655	12,15,255	6,02,708
P. Wool, raw	32,66,217	36,86,319	40,80,690	14,97,029	24,31,304
Q. Other textile materials	82,500	1,93,196	1,52,359	81,682	28,320
R. Wood and Timber	9,84,001	10,20,462	9,45,762	4,97,383	5,48,560
S. Miscellaneous	30,26,191	45,43,820	49,38,672	51,83,508	34,63,033
<b>TOTAL, CLASS II</b>	<b>6,62,37,240</b>	<b>6,52,15,465</b>	<b>8,31,99,647</b>	<b>6,42,97,300</b>	<b>6,22,83,612</b>

NOTE.—For articles included in this Statement, see classification on pages 1091—1100.

ABSTRACT TABLES  
IMPORTS SUMMARY

( 6 )

No. 4—continued

SUMMARY of the VALUE of the IMPORTS of MERCHANDISE CONSIGNED from the BRITISH EMPIRE—continued

	1927-28	1928-29	1929-30	1930-31	1931-32
	R	R	R	R	R
<b>III.—ARTICLES WHOLLY OR MAINLY MANUFACTURED—</b>					
A. Apparel . . . . .	1,04,28,943	1,07,22,702	98,35,362	49,17,022	32,92,719
B. Arms, Ammunition and Military Stores . . . . .	55,79,411	51,87,758	53,71,666	45,15,183	57,22,375
C. Chemicals, Drugs and Medicines . . . . .	2,64,91,432	2,70,57,977	2,92,61,364	2,36,87,533	2,33,76,440
D. Cutlery, Hardware, Implements, and Instruments (excluding Electrical Instruments and Apparatus)	3,24,50,234	3,12,26,594	3,02,53,282	2,35,75,082	1,84,90,033
E. Dyes and Colours . . . . .	1,69,65,734	1,58,15,885	1,53,09,324	1,14,85,310	1,05,21,673
F. Electrical Goods and Apparatus (other than Machinery) . . . . .	1,85,46,804	2,00,17,047	2,16,64,483	1,74,84,692	1,17,19,795
G. Furniture, Cabinetware, and Manufactures of Wood and Timber . . . . .	22,02,565	22,32,723	22,02,748	18,65,679	13,89,424
H. Glassware and Earthenware . . . . .	57,25,405	52,39,020	51,23,779	36,84,188	29,11,212
I. Hides and Skins, tanned or dressed and Leather . . . . .	46,57,990	41,68,848	43,09,804	26,38,509	25,81,454
J. Machinery of all kinds including Belting for Machinery . . . . .	13,51,61,033	14,91,93,488	14,56,87,930	11,31,97,433	8,17,70,116
K. Metals—Iron and Steel and manufactures thereof	14,53,06,677	13,06,82,341	10,20,46,515	5,71,30,569	3,40,30,098
L. Metals other than Iron and Steel and manufactures thereof . . . . .	3,60,94,273	2,92,19,540	2,53,65,694	1,75,25,713	1,43,23,266
M. Paper, Pasteboard and Stationery . . . . .	1,64,36,645	1,80,73,435	1,79,83,362	1,34,87,398	1,12,93,311
N. Railway plant and rolling stock * . . . . .	3,83,59,438	—	—	—	—
O. Rubber manufactures . . . . .	1,42,88,234	1,64,55,904	1,75,67,336	1,01,20,587	80,73,575
P. Vehicles, excluding Locomotives, etc., for Railways . . . . .	4,23,08,814	5,74,27,243	5,23,88,807	3,93,94,381	2,29,54,953
Q. Cotton yarns and manufactures . . . . .	47,37,33,990	45,36,01,063	37,99,77,226	14,77,24,507	9,95,11,262
R. Jute . . . . .	22,71,454	24,50,573	23,46,880	16,47,523	12,33,650
S. Silk . . . . .	23,75,055	20,25,699	12,43,943	9,09,492	8,90,668
T. Woollen . . . . .	2,11,60,113	1,67,01,581	1,28,99,145	68,05,374	41,07,861
U. Other yarns and textile fabrics . . . . .	2,20,23,774	1,84,85,951	1,30,07,625	72,12,443	57,91,279
V. Miscellaneous . . . . .	5,81,71,026	5,70,17,022	5,89,44,924	4,70,72,534	3,61,12,957
<b>TOTAL, CLASS III</b> . . . . .	<b>113,07,39,044</b>	<b>107,30,02,394</b>	<b>95,27,91,199</b>	<b>55,60,81,152</b>	<b>40,00,98,121</b>
<b>IV.—LIVING ANIMALS—</b>					
A. Horses . . . . .	34,65,660	31,25,190	27,81,905	16,88,974	37,26,253
B. Other living Animals . . . . .	1,83,712	2,00,637	1,74,181	1,82,771	1,33,988
<b>TOTAL, CLASS IV</b> . . . . .	<b>36,49,372</b>	<b>33,25,827</b>	<b>29,56,086</b>	<b>18,71,745</b>	<b>38,60,241</b>
<b>V.—POSTAL ARTICLES NOT SPECIFIED</b>					
	2,89,90,995	2,82,87,051	2,74,06,790	2,38,38,242	2,03,94,279
<b>GRAND TOTAL</b> . . . . .	<b>136,36,93,412</b>	<b>136,58,19,168</b>	<b>124,46,14,438</b>	<b>76,01,90,675</b>	<b>56,66,68,618</b>

NOTE.—For articles included in this Statement, see classification on pages 1091—1100.  
\* Discontinued from 1928-29.

No. 4—continued

## SUMMARY of the VALUE of the IMPORTS of MERCHANDISE CONSIGNED from FOREIGN COUNTRIES

	1927-28	1928-29	1929-30	1930-31	1931-32
	R	R	R	R	R
<b>I.—FOOD, DRINK AND TOBACCO—</b>					
A. Fish (excluding canned fish) . . . . .	6,15,848	3,26,467	4,13,690	4,31,887	3,73,471
B. Fruits and Vegetables . . . . .	1,79,15,117	1,46,44,197	1,58,30,912	1,28,94,818	1,18,34,538
C. Grain, Pulse and Flour . . . . .	81,42,318	2,55,01,995	59,37,070	81,29,904	37,58,336
D. Liquors . . . . .	1,11,58,041	1,08,30,273	1,14,41,987	95,96,826	57,69,121
E. Provisions and Oilman's stores . . . . .	3,34,31,333	3,34,96,333	2,71,33,488	2,36,01,642	1,40,69,512
F. Spices . . . . .	10,10,391	15,26,141	13,39,691	13,02,043	10,55,793
G. Sugar . . . . .	14,71,16,519	15,82,12,038	14,53,90,358	10,68,00,236	5,79,93,822
H. Tea . . . . .	51,88,456	52,26,803	42,81,075	28,36,238	24,08,830
I. Other Food and Drink . . . . .	99,66,216	90,88,923	83,16,083	89,99,684	19,50,421
J. Tobacco . . . . .	35,28,805	60,07,112	42,54,734	19,54,389	31,93,640
<b>TOTAL, CLASS I</b>	<b>23,80,73,044</b>	<b>26,48,60,282</b>	<b>22,43,39,088</b>	<b>17,65,47,667</b>	<b>10,24,07,484</b>
<b>II.—RAW MATERIALS AND PRODUCE AND ARTICLES MAINLY UNMANUFACTURED—</b>					
A. Coal . . . . .	10,12,000	3,94,633	89,911	1,37,154	35,675
B. Other Non-metallic mining and quarry products and the like . . . . .	1,20,74,368	1,07,97,505	1,05,57,191	80,91,578	61,14,142
C. Fodder, Bran and Pollards . . . . .	266	325	595	208	356
D. Gums, Resins and Lac . . . . .	19,39,252	17,02,016	19,14,293	12,59,761	7,14,946
E. Hides and Skins, raw or undressed . . . . .	5,65,421	7,19,667	6,18,235	3,97,141	5,40,057
F. Metallic ores and scrap iron or steel for re-manufacture . . . . .	1,70,107	1,03,903	3,08,584	1,29,037	97,016
G. Oils—Vegetable, Mineral and Animal . . . . .	9,71,26,924	10,14,22,857	9,74,63,924	9,81,62,934	8,58,42,549
H. Oilcakes of all kinds . . . . .	..	1,575	1,483	..	..
I. Paper making materials . . . . .	39,75,270	40,64,609	44,45,102	41,06,017	32,58,496
J. Rubber, raw or crude . . . . .	..	7,742	420	..	2,151
K. Seeds including nuts for oils . . . . .	6,19,128	8,94,319	13,25,166	3,85,687	3,57,441
L. Tallow, Stearine and Wax . . . . .	2,96,549	3,20,463	1,79,004	1,79,918	1,64,678
M. Cotton, raw and waste . . . . .	4,60,64,566	1,52,65,233	48,90,829	3,12,79,611	3,60,92,275
N. Jute, raw . . . . .	953	..	2,826	622	721
O. Silk, raw and waste . . . . .	1,28,15,856	1,14,49,574	1,15,87,959	76,30,045	56,36,547
P. Wool, raw . . . . .	12,28,597	12,66,527	10,89,906	3,56,823	6,78,145
Q. Other textile materials . . . . .	8,94,272	6,20,267	7,22,932	3,76,509	2,17,890
R. Wood and Timber . . . . .	54,90,174	49,54,670	68,57,953	65,78,162	42,98,543
S. Miscellaneous . . . . .	53,33,605	59,96,999	77,76,623	41,48,310	21,67,237
<b>TOTAL, CLASS II</b>	<b>18,96,07,308</b>	<b>15,99,82,884</b>	<b>14,98,32,935</b>	<b>16,32,19,517</b>	<b>14,62,18,865</b>

NOTE.—For articles included in this Statement, see classification on pages 1091—1100.

ABSTRACT TABLES  
IMPORTS SUMMARY

( 8 )

No. 4—concluded

SUMMARY of the VALUE of the IMPORTS of MERCHANDISE CONSIGNED from FOREIGN COUNTRIES—continued

	1927-28	1928-29	1929-30	1930-31	1931-32
	R	R	R	R	R
<b>I.—ARTICLES WHOLLY OR MAINLY MANUFACTURED—</b>					
A. Apparel . . . . .	1,27,14,294	1,43,88,549	1,60,69,640	1,50,00,388	1,13,76,043
B. Arms, Ammunition and Military Stores . . . . .	14,85,129	24,76,499	11,72,398	8,86,689	11,26,050
C. Chemicals, Drugs and Medicines . . . . .	2,36,71,367	2,20,92,131	2,57,37,803	2,52,36,170	2,45,32,310
D. Cutlery, Hardware, Implements and Instruments (excluding Electrical Instruments and Apparatus)	4,33,52,265	4,64,66,000	4,56,77,092	3,39,35,614	2,57,84,543
E. Dyes and Colours . . . . .	2,62,51,554	2,78,37,900	2,46,41,150	2,67,93,648	2,59,93,074
F. Electrical Goods and Apparatus (other than Machinery) . . . . .	98,02,443	1,12,78,367	1,44,30,880	1,35,75,843	1,05,77,927
G. Furniture, Cabinetware, and Manufactures of Wood and Timber . . . . .	25,32,548	38,35,530	41,14,254	28,13,203	18,43,506
H. Glassware and Earthenware . . . . .	2,72,63,627	2,58,83,955	2,73,64,319	1,76,79,957	1,31,57,163
I. Hides and Skins, tanned or dressed and Leather . . . . .	17,70,578	22,29,678	25,25,877	21,89,394	19,64,001
J. Machinery of all kinds including Belting for Machinery . . . . .	3,68,22,889	4,51,30,742	4,78,04,138	3,80,91,743	3,39,41,749
K. Metals—Iron and Steel and manufactures thereof	6,89,86,466	7,16,67,317	6,99,57,151	5,16,62,671	2,91,17,952
L. Metals other than Iron and Steel and manufactures thereof . . . . .	3,36,03,710	3,81,41,340	3,84,53,452	3,26,97,783	2,01,26,116
M. Paper, Pasteboard and Stationery . . . . .	2,27,92,248	2,50,81,103	2,97,54,156	2,33,11,434	2,05,33,295
N. Railway plant and rolling stock* . . . . .	93,27,272	—	—	—	—
O. Rubber manufactures . . . . .	1,27,92,062	1,21,30,391	1,54,46,181	1,55,62,750	1,40,24,806
P. Vehicles, excluding Locomotives, etc., for Railways . . . . .	3,46,27,834	5,26,32,623	5,60,84,093	3,36,58,502	2,18,91,925
Q. Cotton yarns and manufactures . . . . .	17,78,33,550	17,88,35,686	21,48,95,902	10,48,35,287	9,20,30,434
R. Jute . . . . .	1,36,622	2,02,506	67,903	1,88,634	43,413
S. Silk . . . . .	3,36,62,794	3,56,81,774	3,22,86,433	2,02,37,684	2,02,26,188
T. Woollen . . . . .	2,80,26,859	2,85,32,139	2,47,75,655	1,44,51,813	89,88,455
U. Other yarns and textile fabrics . . . . .	4,95,75,721	4,65,77,096	4,41,42,876	3,28,83,033	3,64,71,714
V. Miscellaneous . . . . .	3,80,52,045	3,89,34,960	4,01,01,242	3,04,70,345	2,50,82,781
TOTAL, CLASS III	69,55,83,877	73,00,36,286	77,55,02,595	53,61,62,585	43,88,33,535
<b>IV.—LIVING ANIMALS—</b>					
A. Horses . . . . .	1,71,600	2,12,250	2,26,692	1,57,700	2,83,800
B. Other living Animals . . . . .	21,949	32,622	59,196	56,103	62,116
TOTAL, CLASS IV	1,93,549	2,44,872	2,85,888	2,13,803	3,45,916
<b>V.—POSTAL ARTICLES NOT SPECIFIED</b>					
	1,12,13,176	1,21,16,249	1,33,94,397	1,16,02,616	92,39,697
GRAND TOTAL	113,46,70,954	116,72,40,573	116,33,54,903	88,77,46,188	69,70,45,497

NOTE.—For articles included in this Statement, see classification on pages 1091—1100.  
\* Discontinued from 1928-29.

SUMMARY of the VALUE of the EXPORTS of INDIAN MERCHANDISE to the BRITISH EMPIRE and  
FOREIGN COUNTRIES

	1927-28	1928-29	1929-30	1930-31	1931-32
	R	R	R	R	R
<b>I.—FOOD, DRINK AND TOBACCO—</b>					
A. Fish ( <i>excluding</i> canned fish) . . . . .	87,13,418	78,24,082	73,81,076	68,33,283	54,23,903
B. Fruits and Vegetables . . . . .	1,05,42,096	96,15,231	90,61,581	79,74,836	90,31,646
C. Grain, Pulse and Flour . . . . .	42,92,03,069	33,69,42,417	34,79,16,340	29,88,18,701	20,37,17,980
D. Liquors . . . . .	3,335	1,077	1,456	887	2,370
E. Provisions and Oilman's stores . . . . .	61,20,987	64,48,137	60,40,378	49,94,797	39,54,727
F. Spices . . . . .	2,39,95,517	1,58,80,440	1,96,38,940	1,27,18,538	87,24,986
G. Sugar . . . . .	7,81,493	5,48,062	3,68,486	2,51,453	1,91,841
H. Tea . . . . .	32,48,49,243	26,60,44,198	26,00,63,568	23,55,92,538	19,43,73,875
I. Other Food and Drink . . . . .	2,34,73,117	1,71,15,779	1,45,42,487	1,91,89,135	94,52,219
J. Tobacco . . . . .	1,06,13,308	1,29,47,034	1,06,42,057	1,03,65,043	85,42,469
TOTAL, Class I . . . . .	82,82,95,573	67,33,66,457	67,56,56,369	59,67,39,211	44,34,16,016
<b>II.—RAW MATERIALS AND PRODUCE AND ARTICLES MAINLY UNMANU- FACTURED—</b>					
A. Coal . . . . .	75,77,299	71,32,028	71,61,253	49,05,070	54,51,985
B. Other Non-metallic mining and quarry products and the like . . . . .	94,79,015	92,44,398	1,06,05,534	68,54,015	40,72,540
C. Fodder, Bran and Pollards . . . . .	1,36,74,263	1,44,93,212	1,18,63,142	76,76,268	75,14,260
D. Gums, Resins and Lac . . . . .	7,18,90,063	8,86,07,637	7,21,64,908	3,31,98,541	1,97,89,778
E. Hides and Skins, raw or undressed . . . . .	8,80,94,418	9,55,97,664	7,98,26,869	5,46,63,211	3,65,71,421
F. Metallic ores and scrap iron or steel for re-manu- facture . . . . .	3,30,17,088	2,99,90,545	3,57,69,514	2,58,16,576	1,65,71,566
G. Oils—Vegetable, Mineral and Animal . . . . .	70,98,083	86,63,371	72,33,373	47,23,750	57,22,833
H. Oilcakes of all kinds . . . . .	3,14,18,952	3,84,17,955	3,11,91,569	2,08,05,175	2,00,67,741
I. Paper making materials . . . . .	1,32,773	1,47,968	1,18,273	53,115	1,10,738
J. Rubber, raw or crude . . . . .	2,57,09,077	1,99,85,435	1,78,87,892	1,29,75,198	44,57,717
K. Seeds, <i>including</i> nuts for oils . . . . .	26,69,29,831	29,62,51,658	26,46,75,604	17,86,17,534	14,58,83,085
L. Tallow, Stearine and Wax . . . . .	11,15,195	7,97,063	7,94,949	7,38,344	3,79,386
M. Cotton, raw and waste . . . . .	48,19,53,026	66,69,09,888	65,60,34,543	46,72,64,516	23,78,18,945
N. Jute . . . . .	30,66,25,972	32,34,91,538	27,17,37,585	12,88,46,694	11,18,80,623
O. Silk . . . . .	36,38,042	27,80,902	30,00,024	8,94,076	2,95,877
P. Wool . . . . .	4,36,03,409	4,88,53,653	4,42,21,543	2,51,43,609	2,77,24,610
Q. Other textile materials . . . . .	81,30,413	87,56,449	68,34,523	39,30,344	26,89,872
R. Wood and Timber . . . . .	1,63,71,219	1,74,89,236	1,77,68,080	1,39,02,364	76,80,909
S. Miscellaneous . . . . .	2,69,21,906	2,50,91,065	2,55,15,806	2,14,49,716	1,50,75,092
TOTAL, Class II . . . . .	144,33,80,044	170,27,01,665	156,44,04,984	101,24,58,116	66,97,58,978

NOTE.—For articles included in this Statement, see classification on pages 1101—1106.

ABSTRACT TABLES  
EXPORTS SUMMARY

( '10 )

No. 5—continued

SUMMARY of the VALUE of the EXPORTS of INDIAN MERCHANDISE to the BRITISH EMPIRE and FOREIGN COUNTRIES—continued

	1927-28	1928-29	1929-30	1930-31	1931-32
	R	R	R	R	R
<b>III.—ARTICLES WHOLLY OR MAINLY MANUFACTURED—</b>					
A. Apparel . . . . .	28,71,541	25,46,642	29,55,628	19,66,225	13,37,353
B. Arms, Ammunition and Military Stores . . . . .	1,215	865	899	1,656	125
C. Chemicals, Drugs and Medicines . . . . .	2,51,36,313	2,15,66,815	2,05,18,348	1,54,02,452	1,27,13,986
D. Cutlery, Hardware, Implements and Instruments (excluding Electrical Instruments and Apparatus) . . . . .	23,44,308	16,89,277	21,04,010	13,70,004	9,85,459
E. Dyes and Colours . . . . .	1,69,03,539	1,28,30,004	1,17,22,023	1,11,88,445	91,98,029
F. Electrical Goods and Apparatus (other than Machinery) . . . . .	..	..	..	..	..
G. Furniture, Cabinetware, and Manufactures of Wood and Timber . . . . .	6,39,008	4,86,181	6,18,501	5,00,556	3,35,287
H. Glass and Earthenware . . . . .	2,91,994	2,51,611	2,36,933	1,97,088	2,30,166
I. Hides and Skins, tanned or dressed, and Leather . . . . .	9,19,35,700	9,44,31,718	8,16,24,078	6,39,11,208	5,35,19,696
J. Machinery of all kinds including Belting for Machinery . . . . .	61,980	66,101	51,921	42,357	32,500
K. Metals—Iron and Steel and manufactures thereof . . . . .	1,80,16,606	2,12,96,339	2,61,69,588	1,73,87,635	1,30,95,691
L. Metals other than Iron and Steel and manufactures thereof . . . . .	3,86,74,625	3,78,16,525	4,14,56,452	3,61,99,783	2,50,42,877
M. Paper, Pasteboard and Stationery . . . . .	1,46,279	1,29,314	1,43,262	1,26,798	1,18,323
N. Railway plant and rolling stock* . . . . .	4,81,191	—	—	—	—
O. Rubber manufactures . . . . .	54,826	13,339	29,876	32,769	6,263
P. Vehicles, excluding Locomotives, etc., for Railways . . . . .	32,248	20,449	43,287	25,751	6,438
Q. Cotton yarn and manufactures . . . . .	8,67,23,397	7,79,55,783	7,18,67,090	5,21,54,426	4,81,83,121
R. Jute . . . . .	53,56,42,723	56,90,49,215	51,92,67,860	31,89,44,511	21,92,42,529
S. Silk . . . . .	6,31,020	4,36,001	2,31,465	1,12,201	38,542
T. Woollen . . . . .	97,34,188	1,02,17,811	91,32,731	71,81,018	59,48,855
U. Other yarns and textile fabrics . . . . .	8,86,181	11,95,775	14,77,546	11,21,337	6,70,330
V. Miscellaneous articles, wholly or mainly manufactured . . . . .	4,45,46,262	4,38,90,557	5,12,20,809	4,48,28,410	3,55,20,280
<b>TOTAL, CLASS III</b>	<b>87,57,55,144</b>	<b>89,58,90,322</b>	<b>84,08,72,307</b>	<b>57,26,94,630</b>	<b>42,62,25,850</b>
<b>IV.—LIVING ANIMALS—</b>					
A. Horses . . . . .	42,550	1,10,700	33,600	14,500	1,500
B. Cattle . . . . .	14,60,879	5,35,104	1,74,404	2,50,540	84,963
C. Sheep and Goats . . . . .	26,91,637	29,38,809	30,73,469	20,58,912	12,77,509
D. Other living Animals . . . . .	4,91,494	4,10,406	3,99,016	2,76,122	1,34,876
<b>TOTAL, CLASS IV</b>	<b>46,86,560</b>	<b>39,95,019</b>	<b>36,80,489</b>	<b>26,00,074</b>	<b>14,98,848</b>
<b>V.—POSTAL ARTICLES . . . . .</b>					
	2,94,18,045	2,53,25,323	2,34,41,051	2,04,34,307	1,79,86,402
<b>GRAND TOTAL . . . . .</b>	<b>319,15,35,366</b>	<b>330,12,78,786</b>	<b>310,90,55,200</b>	<b>220,49,26,338</b>	<b>155,88,86,094</b>

NOTE.—For articles included in this Statement, see classification on pages 1101—1106.

\* Discontinued from 1928-29.

No. 5—continued

## SUMMARY of the VALUE of the EXPORTS of INDIAN MERCHANDISE to the BRITISH EMPIRE

	1927-28	1928-29	1929-30	1930-31	1931-32
	R	R	R	R	R
<b>I.—FOOD, DRINK AND TOBACCO—</b>					
A. Fish (excluding canned fish)	86,62,759	77,46,241	73,22,048	67,75,932	53,92,617
B. Fruits and Vegetables	70,54,297	66,25,397	55,34,537	46,30,189	39,59,278
C. Grain, Pulse and Flour	22,14,50,631	17,20,15,837	16,67,19,627	15,80,40,501	9,77,38,809
D. Liquors	1,174	914	1,436	559	1,934
E. Provisions and Oilman's stores	53,19,622	54,97,736	52,75,674	43,79,567	34,78,799
F. Spices	1,19,03,924	78,67,670	93,79,663	62,83,845	41,19,232
G. Sugar	5,31,062	4,73,226	3,28,068	2,25,884	1,73,270
H. Tea	30,13,60,710	24,14,31,414	23,89,46,324	21,52,54,738	18,15,51,516
I. Other Food and Drink	86,17,106	60,21,444	68,75,408	64,56,503	31,83,164
J. Tobacco	88,96,851	1,11,31,116	89,61,312	84,01,299	71,22,949
<b>TOTAL, CLASS I</b>	<b>57,37,98,136</b>	<b>45,88,10,995</b>	<b>44,93,44,097</b>	<b>41,04,49,017</b>	<b>30,67,21,568</b>
<b>II.—RAW MATERIALS AND PRODUCE AND ARTICLES MAINLY UNMANUFACTURED—</b>					
A. Coal	70,54,635	62,33,698	64,29,782	46,08,503	50,80,428
B. Other Non-metallic mining and quarry products and the like	44,45,263	45,40,723	45,53,046	36,40,392	23,89,835
C. Fodder, Bran and Pollards	1,09,78,783	1,23,64,783	1,08,13,683	70,32,746	59,51,120
D. Gums, Resins and Lac	2,01,92,011	2,25,04,081	1,78,60,211	80,13,452	51,04,211
E. Hides and Skins, raw or undressed	83,10,084	54,89,563	60,37,691	57,00,525	58,80,378
F. Metallic ores and scrap iron or steel for re-manufacture	1,60,80,769	1,11,32,616	1,74,92,909	1,23,57,942	98,24,495
G. Oils—Vegetable, Mineral and Animal	42,95,455	48,18,066	39,63,357	26,46,525	36,16,366
H. Oilcakes of all kinds	1,68,57,384	1,69,81,200	1,70,10,698	1,26,91,656	1,00,02,977
I. Paper making materials	77,669	1,07,098	88,280	44,702	41,598
J. Rubber, raw or crude	2,34,16,725	1,63,66,844	1,61,12,988	1,23,39,324	42,35,643
K. Seeds, including nuts for oils	5,03,94,637	5,39,53,506	5,16,79,827	3,13,27,861	2,26,31,535
L. Tallow, Stearine and Wax	8,33,395	6,43,214	5,08,481	3,32,059	2,58,342
M. Cotton, raw and waste	3,14,99,978	4,72,26,162	4,60,91,452	3,25,09,216	1,79,91,777
N. Jute	7,70,96,948	7,61,07,718	5,64,00,332	2,26,33,117	3,17,47,610
O. Silk	5,49,599	7,94,648	12,15,413	1,72,696	41,621
P. Wool	3,81,28,490	3,94,05,190	3,52,87,090	2,27,35,471	2,49,54,265
Q. Other textile materials	15,36,475	9,79,063	12,04,484	4,77,745	3,60,448
R. Wood and Timber	1,06,25,988	1,17,54,114	1,22,30,875	94,21,110	53,07,300
S. Miscellaneous	86,68,852	66,52,188	61,77,848	55,80,493	44,69,823
<b>TOTAL, CLASS II</b>	<b>33,10,43,140</b>	<b>33,80,59,565</b>	<b>31,11,63,447</b>	<b>19,42,65,538</b>	<b>15,98,89,772</b>

NOTE.—For articles included in this Statement, see classification on pages 1101—1106.



ABSTRACT TABLES  
EXPORTS SUMMARY

( 12 )

No. 5—continued

SUMMARY of the VALUE of the EXPORTS of INDIAN MERCHANDISE to the BRITISH EMPIRE  
—continued

	1927-28	1928-29	1929-30	1930-31.	1931-32
	₹	₹	₹	₹	₹
<b>III.—ARTICLES WHOLLY OR MAINLY MANUFACTURED—</b>					
A. Apparel . . . . .	15,53,244	15,57,883	18,33,675	11,78,436	9,91,272
B. Arms, Ammunition and Military Stores . . . . .	1,215	865	649	1,656	125
C. Chemicals, Drugs and Medicines . . . . .	39,40,614	42,37,083	46,08,201	21,15,362	27,54,339
D. Cutlery, Hardware, Implements, and Instruments (excluding Electrical Instruments and Apparatus)	17,83,247	10,95,206	12,81,345	10,73,566	7,07,862
E. Dyes and Colours . . . . .	76,64,314	68,41,286	58,73,429	56,96,678	51,28,483
F. Electrical Goods and Apparatus (other than Machinery) . . . . .	..	..	..	..	..
G. Furniture, Cabinetware, and Manufactures of Wood and Timber . . . . .	3,20,408	3,05,651	3,80,831	2,48,105	2,38,389
H. Glassware and Earthenware . . . . .	1,73,031	1,52,681	1,65,233	1,65,885	2,02,190
I. Hides and Skins, tanned or dressed, and Leather . . . . .	8,35,87,822	8,04,54,922	7,14,84,306	5,89,13,905	4,94,33,090
J. Machinery of all kinds including Belting for Machinery . . . . .	50,373	48,682	34,937	23,320	27,351
K. Metals—Iron and Steel and manufactures thereof	12,29,959	4,51,219	36,45,569	43,05,964	31,54,915
L. Metals other than Iron and Steel and manufactures thereof . . . . .	1,25,32,941	1,52,80,188	1,94,32,760	1,91,80,975	1,25,03,028
M. Paper, Pasteboard and Stationery . . . . .	1,06,013	1,01,548	1,07,825	96,405	1,02,704
N. Railway plant and rolling stock* . . . . .	4,80,237	—	—	—	—
O. Rubber manufactures . . . . .	54,826	8,535	29,576	32,749	6,263
P. Vehicles excluding Locomotives, etc., for Railways . . . . .	17,004	3,761	28,943	21,416	2,265
Q. Cotton yarns and manufactures . . . . .	4,71,63,807	4,29,28,841	4,12,69,397	2,84,90,820	2,40,87,854
R. Jute . . . . .	14,13,10,031	15,46,67,597	14,18,79,492	9,68,22,790	7,89,42,463
S. Silk . . . . .	5,84,708	4,07,385	2,11,224	1,03,376	24,832
T. Woollen . . . . .	55,24,518	52,91,582	45,96,361	44,20,367	45,13,850
U. Other yarns and textile fabrics . . . . .	4,32,203	8,09,674	9,39,362	7,67,228	5,00,812
V. Miscellaneous articles wholly or mainly manufactured . . . . .	1,72,93,962	1,56,08,130	2,12,61,648	1,31,52,624	1,46,56,098
<b>TOTAL, CLASS III</b>	<b>32,58,04,477</b>	<b>33,02,52,719</b>	<b>31,90,64,763</b>	<b>23,68,11,627</b>	<b>19,79,78,185</b>
<b>IV.—LIVING ANIMALS—</b>					
A. Horses . . . . .	35,600	87,200	31,600	14,000	1,500
B. Cattle . . . . .	14,46,729	5,34,464	1,71,204	1,70,740	84,963
C. Sheep and Goats . . . . .	26,90,942	29,38,296	30,73,454	20,57,082	12,76,833
D. Other living Animals . . . . .	3,68,096	3,10,216	2,57,680	1,85,170	72,198
<b>TOTAL, CLASS IV</b>	<b>45,41,367</b>	<b>38,70,176</b>	<b>35,33,938</b>	<b>24,26,992</b>	<b>14,35,494</b>
<b>V.—POSTAL ARTICLES</b>					
	2,33,37,509	1,94,20,090	1,88,53,315	1,72,79,282	1,53,91,202
<b>GRAND TOTAL</b>	<b>125,85,24,629</b>	<b>115,04,13,545</b>	<b>110,19,59,560</b>	<b>86,12,32,453</b>	<b>68,14,16,221</b>

NOTE.—For articles included in this Statement, see classification on pages 1101—1106.  
\* Discontinued from 1928-29.

No. 5—continued

## SUMMARY of the VALUE of the EXPORTS of INDIAN MERCHANDISE to FOREIGN COUNTRIES

	1927-28	1928-29	1929-30	1930-31	1931-32
	R	R	R	R	R
<b>I.—FOOD, DRINK AND TOBACCO—</b>					
A. Fish ( <i>excluding</i> canned fish) . . . . .	50,659	77,841	59,028	57,351	31,286
B. Fruits and Vegetables . . . . .	34,87,799	29,89,834	35,27,044	33,44,647	50,72,368
C. Grain, Pulse and Flour . . . . .	20,77,52,428	16,49,26,580	18,11,96,713	14,07,78,200	10,59,79,171
D. Liquors . . . . .	2,161	163	20	328	436
E. Provisions and Oilman's stores . . . . .	8,01,365	9,50,401	7,64,704	6,15,230	4,75,928
F. Spices . . . . .	1,20,91,593	80,12,770	1,02,59,277	64,34,693	46,05,754
G. Sugar . . . . .	2,50,431	74,836	40,418	25,569	18,571
H. Tea . . . . .	2,34,88,533	2,46,12,784	2,11,17,244	2,03,37,800	1,28,22,359
I. Other Food and Drink . . . . .	1,48,56,011	1,10,94,335	76,67,079	1,27,32,632	62,69,055
J. Tobacco . . . . .	17,16,457	18,15,918	16,80,745	19,63,744	14,19,520
<b>TOTAL, CLASS I</b> . . . . .	<b>26,44,97,437</b>	<b>21,45,55,462</b>	<b>22,63,12,272</b>	<b>18,62,90,194</b>	<b>13,66,94,448</b>
<b>II.—RAW MATERIALS AND PRODUCE AND ARTICLES MAINLY UNMANUFACTURED—</b>					
A. Coal . . . . .	5,22,664	8,98,330	7,31,471	2,96,567	3,71,557
B. Other Non-metallic mining and quarry products and the like . . . . .	50,33,752	47,03,675	60,52,488	32,13,623	16,82,705
C. Fodder, Bran and Pollards . . . . .	26,95,480	21,28,429	10,49,459	6,43,522	15,63,140
D. Gums, Resins and Lac . . . . .	5,16,98,052	6,61,03,556	5,43,04,697	2,51,85,089	1,46,85,567
E. Hides and Skins, raw or undressed . . . . .	7,97,84,334	9,01,08,101	7,37,89,178	4,89,62,686	3,06,91,043
F. Metallic ores and scrap iron or steel for re-manufacture . . . . .	1,69,36,319	1,88,57,929	1,82,76,605	1,34,58,634	67,47,071
G. Oils—Vegetable, Mineral and Animal . . . . .	28,02,628	38,45,305	32,65,016	20,77,225	21,06,467
H. Oilcakes of all kinds . . . . .	1,45,61,568	2,14,36,665	1,41,80,871	81,13,519	1,00,64,764
I. Paper making materials . . . . .	55,104	40,870	29,993	8,413	69,140
J. Rubber, raw or crude . . . . .	22,92,352	36,18,591	17,74,904	6,35,874	2,22,074
K. Seeds <i>including</i> nuts for oils . . . . .	21,65,35,194	24,22,98,152	21,29,95,777	14,72,89,873	12,32,51,550
L. Tallow, Stearine and Wax . . . . .	2,81,800	1,48,849	2,86,468	4,06,285	1,21,044
M. Cotton, raw and waste . . . . .	45,04,53,048	61,96,83,726	60,99,43,091	43,47,55,300	21,98,27,168
N. Jute . . . . .	22,95,29,024	24,73,83,820	21,53,37,253	10,62,13,577	8,01,33,013
O. Silk . . . . .	30,88,443	19,86,254	17,84,611	7,21,380	2,54,256
P. Wool . . . . .	54,74,919	94,48,463	89,34,453	24,08,138	27,70,345
Q. Other textile materials . . . . .	65,93,938	77,77,386	56,30,039	34,52,599	23,29,424
R. Wood and Timber . . . . .	57,45,231	57,35,122	55,37,205	44,81,264	23,73,609
S. Miscellaneous . . . . .	1,82,53,054	1,84,38,877	1,93,37,958	1,58,69,223	1,06,05,269
<b>TOTAL, CLASS II</b> . . . . .	<b>111,23,36,904</b>	<b>136,46,42,100</b>	<b>125,32,41,537</b>	<b>81,81,92,581</b>	<b>50,98,69,206</b>

NOTE.—For articles included in this Statement, see classification on pages 1101—1106.

ABSTRACT TABLES  
EXPORTS SUMMARY

( 14 )

No. 5—concluded

SUMMARY of the VALUE of the EXPORTS of INDIAN MERCHANDISE to FOREIGN COUNTRIES—continued

	1927-28	1928-29	1929-30	1930-31	1931-32
	R	R	R	R	R
<b>III.—ARTICLES WHOLLY OR MAINLY MANUFACTURED—</b>					
A. Apparel	13,18,297	9,88,759	11,21,953	7,87,789	3,46,081
B. Arms, Ammunition and Military Stores	..	..	250	..	..
C. Chemicals, Drugs and Medicines	2,11,95,699	1,73,29,732	1,59,10,147	1,32,87,090	99,59,647
D. Cutlery, Hardware, Implements, and Instruments (excluding Electrical Instruments and Apparatus)	5,61,061	5,94,071	8,22,665	2,96,438	2,77,597
E. Dyes and Colours	92,39,225	59,88,718	58,48,594	54,91,767	40,69,546
F. Electrical Goods and Apparatus (other than Machinery)	..	..	..	..	..
G. Furniture, Cabinetware, and Manufactures of Wood and Timber	3,18,600	1,80,530	2,37,670	2,52,451	96,898
H. Glassware and Earthenware	1,18,963	98,930	71,700	31,203	27,976
I. Hides and Skins, tanned or dressed, and Leather	83,47,878	1,39,76,796	1,01,39,772	49,97,303	40,86,606
J. Machinery of all kinds including Belting for Machinery	11,607	17,419	16,984	19,037	5,149
K. Metals—Iron and Steel and manufactures thereof	1,37,86,647	2,03,45,120	2,25,24,019	1,30,81,671	99,40,776
L. Metals other than Iron and Steel and manufactures thereof	2,61,41,684	2,25,36,337	2,20,23,692	1,70,18,808	1,25,39,849
M. Paper, Pasteboard and Stationery	40,266	27,766	35,437	30,393	15,619
N. Railway plant and rolling stock*	954	—	—	—	—
O. Rubber manufactures	..	4,804	300	20	..
P. Vehicles excluding Locomotives, etc., for Railways	15,244	16,688	14,344	4,335	4,173
Q. Cotton yarns and manufactures	3,95,59,590	3,50,26,942	3,05,97,693	2,36,63,606	2,40,95,267
R. Jute	39,43,32,692	41,43,81,618	37,73,88,368	22,21,21,721	14,03,00,066
S. Silk	46,312	28,616	20,241	8,825	13,710
T. Woollen	42,09,670	49,26,229	45,36,370	27,60,651	14,35,005
U. Other yarns and textile fabrics	4,53,978	3,86,101	5,38,184	3,54,109	1,69,518
V. Miscellaneous articles wholly or mainly manufactured	2,72,52,300	2,82,82,427	2,99,59,161	3,16,75,786	2,08,64,182
<b>TOTAL, CLASS III</b>	<b>54,99,50,667</b>	<b>53,56,37,603</b>	<b>52,18,07,544</b>	<b>33,58,83,003</b>	<b>22,82,47,665</b>
<b>IV.—LIVING ANIMALS—</b>					
A. Horses	6,950	23,500	2,000	500	..
B. Cattle	14,150	640	3,200	79,800	..
C. Sheep and Goats	695	513	15	1,830	676
D. Other living Animals	1,23,398	1,00,190	1,41,336	90,952	62,678
<b>TOTAL, CLASS IV</b>	<b>1,45,193</b>	<b>1,24,843</b>	<b>1,46,551</b>	<b>1,73,082</b>	<b>63,354</b>
<b>V.—POSTAL ARTICLES</b>	<b>60,80,536</b>	<b>59,05,233</b>	<b>45,87,736</b>	<b>31,55,025</b>	<b>25,95,200</b>
<b>GRAND TOTAL</b>	<b>193,30,10,737</b>	<b>215,08,65,241</b>	<b>200,60,95,640</b>	<b>134,36,93,885</b>	<b>87,74,69,873</b>

NOTE.—For articles included in this Statement, see classification on pages 1101—1106.

\* Discontinued from 1928-29.

No. 6

## SUMMARY of the VALUE of the EXPORTS of BRITISH and FOREIGN MERCHANDISE to the BRITISH EMPIRE and FOREIGN COUNTRIES

	1927-28	1928-29	1929-30	1930-31	1931-32
	£	£	£	£	£
<b>—FOOD, DRINK AND TOBACCO—</b>					
A. Fish (excluding canned fish)	4,28,026	4,24,007	4,42,839	3,62,632	4,49,217
B. Fruits and Vegetables	20,09,867	13,94,624	10,04,580	9,03,010	13,80,976
C. Grain, Pulse and Flour	1,980	9,432	5,23,773	6,559	3,49,015
D. Liquors	88,040	54,739	71,419	1,04,616	2,13,773
E. Provisions and Oilman's stores	2,61,368	7,52,978	2,11,013	3,51,231	4,03,200
F. Spices	2,90,663	2,73,206	3,01,510	5,05,297	1,97,971
G. Sugar	55,32,032	23,35,345	17,00,665	6,57,741	10,26,714
H. Tea	1,50,973	28,495	27,144	20,150	16,104
I. Other Food and Drink	2,34,176	2,49,361	5,21,413	2,67,503	1,14,377
J. Tobacco	1,06,630	1,18,752	1,03,084	59,147	63,408
<b>TOTAL, CLASS I</b>	<b>91,03,755</b>	<b>56,40,939</b>	<b>49,07,446</b>	<b>32,37,886</b>	<b>42,14,755</b>
<b>I.—RAW MATERIALS AND PRODUCE AND ARTICLES MAINLY UN-MANUFACTURED—</b>					
A. Coal, Coke and Patent Fuel	11,57,878	7,08,565	9,51,135	6,11,954	1,26,852
B. Other Non-metallic mining and quarry products and the like	4,40,612	5,35,901	2,35,441	2,77,045	1,86,266
C. Fodder, Bran and Pollards	..	..	..	..	..
D. Gums, Resins and Lac	25,44,575	33,80,792	29,17,562	14,89,064	10,20,984
E. Hides and Skins, raw or undressed	1,92,33,005	1,53,01,636	1,05,36,519	1,01,23,204	86,13,031
F. Metallic ores and scrap iron or steel for re-manufacture	12,16,242	14,80,905	23,61,055	11,96,127	13,63,461
G. Oils—Vegetable, Mineral and Animal	14,11,178	12,98,615	14,43,279	9,16,507	3,81,301
H. Oilcakes of all kinds	..	..	..	..	..
I. Paper making materials	..	..	..	..	..
J. Rubber, raw or crude	1,000	..	..	..	..
K. Seeds including nuts for oils	86,001	62,641	1,35,734	64,913	31,282
L. Tallow, Stearine and Wax	3,765	8,394	9,087	3,644	1,090
M. Cotton, raw and waste	44,14,937	8,68,454	19,24,615	1,14,836	1,70,210
N. Jute	..	..	..	..	..
O. Silk	95,310	43,345	42,350	61,655	23,180
P. Wool	89,40,220	94,38,536	65,14,441	28,51,780	36,73,760
Q. Other textile materials	..	40	..	..	..
R. Wood and Timber	63,642	48,651	51,221	31,745	8,758
S. Miscellaneous	5,68,043	3,50,878	4,71,190	4,20,086	2,32,064
<b>TOTAL, CLASS II</b>	<b>4,01,76,408</b>	<b>3,35,27,353</b>	<b>2,75,93,635</b>	<b>1,81,52,560</b>	<b>1,58,32,239</b>

NOTE.—For articles included in this Statement, see classification on pages 1107—1111.

ABSTRACT TABLES  
RE-EXPORTS SUMMARY

( 16 )

No. 6—continued

SUMMARY of the VALUE of the EXPORTS of BRITISH and FOREIGN MERCHANDISE to the BRITISH EMPIRE and FOREIGN COUNTRIES—continued

	1927-28	1928-29	1929-30	1930-31	1931-32
	R	R	R	R	R
<b>III.—ARTICLES WHOLLY OR MAINLY MANUFACTURED—</b>					
A. Apparel . . . . .	13,93,843	16,47,690	13,74,289	11,09,260	9,44,433
B. Arms, Ammunition and Military Stores . . . . .	1,37,427	2,28,980	1,48,534	1,78,864	1,19,579
C. Chemicals, Drugs and Medicines . . . . .	6,37,727	4,65,848	5,53,937	7,25,032	3,52,717
D. Cutlery, Hardware, Implements and Instruments (excluding Electrical Instruments and Apparatus)	36,22,329	36,86,084	34,63,682	31,02,625	36,83,465
E. Dyes and Colours . . . . .	32,25,792	6,24,965	4,47,777	4,51,534	4,27,134
F. Electrical Goods and Apparatus (other than Machinery) . . . . .	3,48,890	3,36,150	4,98,302	3,88,124	3,64,430
G. Furniture, Cabinetware and Manufactures of Wood and Timber . . . . .	7,24,406	12,63,992	8,26,114	10,74,473	11,26,247
H. Glassware and Earthenware . . . . .	6,60,055	5,86,569	5,69,707	3,80,142	3,07,168
I. Hides and Skins, tanned or dressed and Leather . . . . .	3,47,611	6,69,944	4,23,881	6,79,025	1,39,147
J. Machinery of all kinds including Belting for Machinery . . . . .	16,06,539	15,37,339	17,56,850	18,40,441	18,33,454
K. Metals—Iron and Steel and manufactures thereof	5,79,737	3,57,471	3,33,534	2,57,547	2,16,185
L. Metals other than Iron and Steel and manufactures thereof . . . . .	7,74,369	8,75,768	10,62,830	8,05,998	5,29,902
M. Paper, Pasteboard and Stationery . . . . .	3,06,913	2,91,269	2,50,899	1,80,915	1,77,536
N. Railway plant and rolling stock * . . . . .	60,015	—	—	—	—
O. Rubber manufactures . . . . .	1,91,143	1,99,293	27,36,355	29,63,901	26,53,912
P. Vehicles excluding Locomotives, etc., for Railways . . . . .	11,98,404	17,33,305	24,55,642	16,56,112	14,79,711
Q. Cotton yarns and manufactures . . . . .	1,35,40,629	88,68,646	78,41,273	54,24,315	43,66,443
R. Jute . . . . .	..	..	..	..	..
S. Silk . . . . .	3,93,416	3,56,654	4,33,952	1,46,552	1,48,612
T. Woollen . . . . .	86,41,692	90,97,253	77,53,690	41,82,486	30,89,150
U. Other yarns and textile fabrics . . . . .	18,17,037	16,27,843	14,99,756	9,74,574	15,49,197
V. Miscellaneous articles wholly or mainly manufactured . . . . .	22,17,273	20,77,419	18,51,797	18,80,099	15,44,597
<b>TOTAL, CLASS III</b> . . . . .	<b>4,24,25,247</b>	<b>3,65,33,182</b>	<b>3,62,82,801</b>	<b>2,84,02,019</b>	<b>2,50,53,019</b>
<b>IV.—LIVING ANIMALS—</b>					
A. Horses . . . . .	4,23,125	4,31,100	3,52,800	3,03,193	2,39,525
B. Cattle . . . . .	..	..	..	..	..
C. Sheep and Goats . . . . .	..	..	..	..	..
D. Other living Animals . . . . .	9,325	10,235	13,370	11,305	16,480
<b>TOTAL, CLASS IV</b> . . . . .	<b>4,32,450</b>	<b>4,41,335</b>	<b>3,66,170</b>	<b>3,14,498</b>	<b>2,56,005</b>
<b>V.—POSTAL ARTICLES</b>					
	32,39,907	21,90,082	21,18,610	13,33,352	12,30,242
<b>GRAND TOTAL</b> . . . . .	<b>9,53,77,767</b>	<b>7,83,32,891</b>	<b>7,12,68,662</b>	<b>5,14,40,315</b>	<b>4,65,86,260</b>

NOTE.—For articles included in this Statement, see classification on pages 1107—1111.  
\* Discontinued from 1928-29.

No. 6—continued.

## SUMMARY of the VALUE of the EXPORTS of BRITISH and FOREIGN MERCHANDISE to the BRITISH EMPIRE

	1927-28	1928-29	1929-30	1930-31	1931-32
	₹	₹	₹	₹	₹
<b>I.—FOOD, DRINK AND TOBACCO—</b>					
A. Fish (excluding canned fish)	4,26,801	4,24,007	4,36,714	3,62,632	4,48,767
B. Fruits and Vegetables	12,83,861	8,80,957	6,37,066	4,72,346	8,23,665
C. Grain, Pulse and Flour	20	1,365	5,05,804	15	1,58,670
D. Liquors	30,585	28,311	35,182	63,797	1,46,656
E. Provisions and Oilman's stores	1,10,268	3,43,450	1,55,054	2,78,305	3,16,461
F. Spices	1,43,211	1,37,767	1,70,051	1,83,574	71,471
G. Sugar	21,65,109	15,14,546	10,00,427	4,03,331	5,33,890
H. Tea	694	5,182	4,403	100	5,251
I. Other Food and Drink	8,031	17,799	1,07,195	83,021	34,725
J. Tobacco	74,591	82,728	77,722	33,050	43,649
<b>TOTAL, CLASS I</b>	<b>42,43,171</b>	<b>34,36,112</b>	<b>31,29,618</b>	<b>18,80,171</b>	<b>25,83,205</b>
<b>II.—RAW MATERIALS AND PRODUCE AND ARTICLES MAINLY UNMANUFACTURED—</b>					
A. Coal, Coke and Patent fuel	3,33,536	2,44,025	3,00,300	97,280	90,737
B. Other Non-metallic mining and quarry products and the like	1,77,030	3,54,276	1,48,844	1,67,234	54,880
C. Fodder, Bran and Pollards	..	..	..	..	..
D. Gums, Resins and Lac	3,86,310	6,10,470	6,03,172	2,96,965	3,16,516
E. Hides and Skins, raw or undressed	1,89,83,526	1,49,73,021	1,03,69,015	99,58,679	81,12,261
F. Metallic ores and scrap iron or steel for re-manufacture	17,836	60,170	2,570	1,560	17,226
G. Oils—Vegetable, Mineral and Animal	8,61,803	5,51,857	8,01,794	3,33,552	2,37,240
H. Oilcakes of all kinds	..	..	..	..	..
I. Paper making materials	..	..	..	..	..
J. Rubber, raw or crude	1,000	..	..	..	..
K. Seeds including nuts for oils	53,251	11,375	68,948	6,541	21,890
L. Tallow, Stearine and Wax	1,670	7,727	3,564	3,280	110
M. Cotton, raw and waste	27,27,307	4,06,404	7,77,434	56,903	1,70,125
N. Jute	..	..	..	..	..
O. Silk	7,150	9,610	1,075	6,000	8,610
P. Wool	54,57,854	54,42,158	38,86,265	17,74,850	17,69,672
Q. Other textile materials	..	..	..	..	..
R. Wood and Timber	5,534	38,841	23,237	21,379	5,495
S. Miscellaneous	1,72,190	2,01,948	1,18,836	1,11,931	58,440
<b>TOTAL, CLASS II</b>	<b>2,91,85,997</b>	<b>2,29,11,882</b>	<b>1,71,05,054</b>	<b>1,28,36,054</b>	<b>1,08,63,196</b>

NOTE.—For articles included in this Statement, see classification on pages 1107—1111.

ABSTRACT TABLES  
RE-EXPORTS SUMMARY

( 18 )

No. 6—continued

SUMMARY of the VALUE of the EXPORTS of BRITISH and FOREIGN MERCHANDISE to the BRITISH EMPIRE—continued

	1927-28	1928-29	1929-30	1930-31	1931-32
	R	R	R	R	R
<b>III.—ARTICLES WHOLLY OR MAINLY MANUFACTURED—</b>					
A. Apparel . . . . .	7,40,329	9,35,299	7,69,829	6,67,152	6,06,876
B. Arms, Ammunition and Military Stores . . . . .	1,08,289	1,12,877	1,40,324	1,31,441	1,10,963
C. Chemicals, Drugs and Medicines . . . . .	3,29,089	2,48,099	3,02,217	2,14,705	2,13,717
D. Cutlery, Hardware, Implements and Instruments (excluding Electrical instruments and Apparatus) . . . . .	20,39,222	18,69,063	17,38,996	17,62,978	21,98,161
E. Dyes and Colours . . . . .	14,51,523	2,89,659	1,95,238	2,19,758	1,85,150
F. Electrical Goods and Apparatus (other than Machinery) . . . . .	2,27,639	2,32,937	3,70,553	2,08,279	1,72,049
G. Furniture, Cabinetware and Manufactures of Wood and Timber . . . . .	6,42,528	12,26,078	7,60,595	9,81,177	10,64,107
H. Glassware and Earthenware . . . . .	3,36,062	3,03,703	3,43,436	2,47,128	2,06,584
I. Hides and Skins, tanned or dressed, and Leather . . . . .	2,25,258	4,99,971	3,46,218	4,58,031	86,827
J. Machinery of all kinds including Belting for Machinery . . . . .	11,76,364	12,04,781	11,60,241	11,78,266	12,04,945
K. Metals—Iron and Steel and manufactures thereof . . . . .	3,77,263	2,54,654	1,81,692	1,75,294	1,43,754
L. Metals other than Iron and Steel and manufactures thereof . . . . .	4,01,889	4,05,173	4,38,159	2,86,346	2,57,977
M. Paper, Pasteboard and Stationery . . . . .	1,53,662	1,65,450	1,33,064	1,03,591	80,325
N. Railway Plant and rolling stock* . . . . .	58,175	—	—	—	—
O. Rubber manufactures . . . . .	78,270	1,65,638	1,73,824	5,37,535	4,38,386
P. Vehicles excluding Locomotives, etc., for railways . . . . .	8,20,125	12,24,327	18,62,282	11,76,806	10,91,985
Q. Cotton yarns and manufactures . . . . .	49,56,184	35,03,586	26,20,888	16,11,473	15,49,784
R. Jute " " " . . . . .	..	..	..	..	..
S. Silk " " " . . . . .	1,87,304	1,47,964	1,34,553	75,677	88,205
T. Woollen " " " . . . . .	54,08,155	53,14,966	40,37,681	18,36,581	22,85,349
U. Other yarns and textile fabrics . . . . .	9,64,210	8,98,686	7,81,046	5,77,806	7,01,190
V. Miscellaneous articles, wholly or mainly manufactured . . . . .	12,93,188	14,11,085	13,03,743	13,84,566	11,33,817
<b>TOTAL, CLASS III</b> . . . . .	<b>2,19,79,728</b>	<b>2,04,13,996</b>	<b>1,77,94,579</b>	<b>1,38,34,590</b>	<b>1,38,20,151</b>
<b>IV.—LIVING ANIMALS—</b>					
A. Horses . . . . .	3,99,125	4,16,100	3,08,800	2,67,193	2,28,525
B. Cattle . . . . .	..	..	..	..	..
C. Sheep and Goats . . . . .	..	..	..	..	..
D. Other living animals . . . . .	7,080	9,165	10,570	10,455	15,955
<b>TOTAL, CLASS IV</b> . . . . .	<b>4,06,205</b>	<b>4,25,265</b>	<b>3,19,370</b>	<b>2,77,648</b>	<b>2,44,480</b>
<b>V.—POSTAL ARTICLES</b> . . . . .	<b>25,92,684</b>	<b>15,79,454</b>	<b>14,14,047</b>	<b>9,27,577</b>	<b>8,48,229</b>
<b>GRAND TOTAL</b> . . . . .	<b>5,84,07,785</b>	<b>4,87,66,709</b>	<b>3,97,62,668</b>	<b>2,97,56,040</b>	<b>2,83,59,261</b>

NOTE.—For articles included in this Statement, see classification on pages 1107—1111.  
\* Discontinued from 1928-29.



No. 6—continued

## SUMMARY of the VALUE of the EXPORTS of BRITISH and FOREIGN MERCHANDISE to FOREIGN COUNTRIES

	1927-28	1928-29	1929-30	1930-31	1931-32
	₹	₹	₹	₹	₹
<b>I.—FOOD, DRINK AND TOBACCO—</b>					
A. Fish ( <i>excluding</i> canned fish) . . . . .	1,225	..	6,125	..	450
B. Fruits and Vegetables . . . . .	7,26,006	5,13,667	3,87,520	4,30,664	5,57,311
C. Grain, Pulse and Flour . . . . .	1,960	8,067	17,969	6,544	1,90,345
D. Liquors . . . . .	57,455	26,428	36,237	40,819	67,117
E. Provisions and Oilman's stores . . . . .	1,51,100	4,09,528	55,959	72,926	86,739
F. Spices . . . . .	1,47,452	1,35,439	1,31,459	3,21,723	1,26,500
G. Sugar . . . . .	33,66,923*	8,20,799	7,00,238	2,54,410	4,92,824
H. Tea . . . . .	1,50,279	23,313	22,741	20,050	10,853
I. Other Food and Drink . . . . .	2,26,145	2,31,562	4,14,218	1,84,482	79,652
J. Tobacco . . . . .	32,039	36,024	25,362	26,097	19,759
<b>TOTAL, CLASS I</b> . . . . .	<b>48,60,584</b>	<b>22,04,827</b>	<b>17,77,828</b>	<b>13,57,715</b>	<b>16,31,550</b>
<b>II.—RAW MATERIALS AND PRODUCE AND ARTICLES MAINLY UNMANUFACTURED—</b>					
A. Coal, Coke, and Patent Fuel . . . . .	8,24,342	4,64,540	6,50,835	5,14,674	36,115
B. Other Non-metallic mining and quarry products and the like . . . . .	2,63,582	1,81,625	86,597	1,09,811	1,31,386
C. Fodder, Bran and Pollards . . . . .	..	..	..	..	..
D. Gums, Resins and Lac . . . . .	21,58,265	27,70,322	23,14,390	11,92,099	7,04,474
E. Hides and Skins, raw or undressed . . . . .	2,49,479	3,28,615	1,67,504	1,64,525	5,00,770
F. Metallic ores and scrap iron or steel for remanufacture . . . . .	11,98,406	14,20,735	23,58,485	11,94,567	13,46,235
G. Oils—Vegetable, Mineral and Animal . . . . .	5,49,375	7,46,758	6,41,485	5,82,955	1,44,061
H. Oilcakes of all kinds . . . . .	..	..	..	..	..
I. Paper making materials . . . . .	..	..	..	..	..
J. Rubber, raw or crude . . . . .	..	..	..	..	..
K. Seeds, <i>including</i> nuts for oils . . . . .	32,750	51,266	66,786	48,372	9,392
L. Tallow, Stearine and Wax . . . . .	2,095	667	5,523	364	980
M. Cotton, raw and waste . . . . .	16,87,630	4,62,050	11,47,181	57,933	85
N. Jute . . . . .	..	..	..	..	..
O. Silk . . . . .	88,160	33,735	41,281	55,655	14,570
P. Wool . . . . .	34,82,366	39,96,378	26,28,176	10,76,930	19,04,088
Q. Other textile materials . . . . .	..	40	..	..	..
R. Wood and Timber . . . . .	59,108	9,810	27,984	10,368	3,263
S. Miscellaneous . . . . .	3,95,853	1,48,930	3,52,354	3,08,255	1,73,624
<b>TOTAL, CLASS II</b> . . . . .	<b>1,09,90,411</b>	<b>1,06,15,471</b>	<b>1,04,88,581</b>	<b>53,16,506</b>	<b>49,60,042</b>

NOTE.—For articles included in this Statement, see classification on pages 1107—1111.

ABSTRACT TABLES  
RE-EXPORTS SUMMARY

( 20 )

No. 6—concluded

SUMMARY of the VALUE of the EXPORTS of BRITISH and FOREIGN MERCHANDISE to FOREIGN COUNTRIES—continued.

	1927-28	1928-29	1929-30	1930-31	1931-32
	R	R	₹	R	R
<b>III.—ARTICLES WHOLLY OR MAINLY MANUFACTURED—</b>					
A. Apparel . . . . .	6,53,514	7,12,391	6,04,460	4,42,108	3,37,557
B. Arms, Ammunition and Military Stores . . . . .	29,138	1,16,103	8,210	47,423	8,616
C. Chemicals, Drugs and Medicines . . . . .	3,08,638	2,17,749	2,51,720	5,10,327	1,39,000
D. Cutlery, Hardware, Implements, and Instruments (excluding Electrical instruments and Apparatus)	15,83,107	18,17,921	17,24,686	13,39,647	14,85,304
E. Dyes and Colours . . . . .	17,74,269	3,35,306	2,52,539	2,31,776	2,41,984
F. Electrical Goods and Apparatus (other than Machinery) . . . . .	1,21,251	1,03,213	1,27,749	1,79,845	1,92,381
G. Furniture, Cabinetware and Manufactures of Wood and Timber . . . . .	81,878	37,914	65,519	93,296	62,140
H. Glassware and Earthenware . . . . .	3,23,993	2,82,866	2,26,271	1,33,014	1,00,584
I. Hides and Skins, tanned or dressed, and Leather . . . . .	1,22,353	1,69,973	77,663	2,20,994	52,320
J. Machinery of all kinds including Belting for Machinery . . . . .	4,30,175	3,32,558	5,96,609	6,62,175	6,28,509
K. Metals—Iron and Steel and manufactures thereof . . . . .	2,02,474	1,02,817	1,51,842	82,253	72,431
L. Metals other than Iron and Steel and manufactures thereof . . . . .	3,72,480	4,70,595	6,24,671	5,19,652	2,71,925
M. Paper, Pasteboard and Stationery . . . . .	1,48,251	1,25,819	1,17,835	77,324	97,211
N. Railway plant and rolling stock * . . . . .	1,840	—	—	—	—
O. Rubber manufactures . . . . .	1,12,873	33,655	25,62,531	24,26,366	22,15,526
P. Vehicles excluding Locomotives, etc., for railways . . . . .	3,78,279	5,08,978	5,93,360	4,79,306	3,87,726
Q. Cotton yarns and manufactures . . . . .	85,84,445	53,65,060	52,20,385	38,12,842	28,16,659
R. Jute " " " . . . . .	..	..	..	..	..
S. Silk " " " . . . . .	2,06,112	2,08,690	2,99,399	70,875	60,407
T. Woollen " " " . . . . .	32,33,537	37,82,287	37,16,009	23,45,905	8,03,801
U. Other yarns and textile fabrics . . . . .	8,52,827	7,28,957	7,18,710	3,96,768	8,48,007
Y. Miscellaneous articles wholly or mainly manufactured . . . . .	9,24,085	6,66,334	5,48,054	4,95,533	4,10,780
<b>TOTAL, CLASS III</b> . . . . .	<b>2,04,45,519</b>	<b>1,61,19,186</b>	<b>1,84,88,222</b>	<b>1,45,67,429</b>	<b>1,12,32,868</b>
<b>IV.—LIVING ANIMALS—</b>					
A. Horses . . . . .	24,000	15,000	44,000	36,000	11,000
B. Cattle . . . . .	..	..	..	..	..
C. Sheep and Goats . . . . .	..	..	..	..	..
D. Other living Animals . . . . .	2,245	1,070	2,800	850	525
<b>TOTAL, CLASS IV</b> . . . . .	<b>26,245</b>	<b>16,070</b>	<b>46,800</b>	<b>36,850</b>	<b>11,525</b>
<b>V.—POSTAL ARTICLES</b> . . . . .	<b>6,47,223</b>	<b>6,10,628</b>	<b>7,04,563</b>	<b>4,05,775</b>	<b>3,82,013</b>
<b>GRAND TOTAL</b> . . . . .	<b>3,69,69,294</b>	<b>2,95,66,182</b>	<b>3,15,05,594</b>	<b>2,16,84,275</b>	<b>1,82,26,999</b>

NOTE.—For articles included in this Statement, see Classification on pages 1107—1111.  
\* Discontinued from 1928-29.

No. 7

VALUE of IMPORTS of MERCHANDISE (exclusive of GOVERNMENT STORES) from PRINCIPAL COUNTRIES  
into BRITISH INDIA

COUNTRIES	1927-28	1928-29	1929-30	1930-31	1931-32
	₹	₹	₹	₹	₹
UNITED KINGDOM . . . . .	119,21,01,021	118,24,42,969	108,10,30,146	61,28,70,742	44,81,43,521
<b>BRITISH POSSESSIONS—</b>					
<b>Europe—</b>					
Channel Islands . . . . .	7,79,465	536	30	..	119
Gibraltar . . . . .	2,84,254	92,537	69,030	1,23,857	38,303
Malta and Gozo . . . . .	2,534	6,038	6,367	302	3,241
Cyprus . . . . .	157	17,823	307	879	709
<b>Asia—</b>					
Palestine . . . . .	16,602	9,006	14,954	42,434	58,759
Aden and Dependencies . . . . .	66,01,213	62,47,421	56,98,820	33,01,907	53,17,515
Bahrein Islands . . . . .	23,57,904	20,15,814	21,34,440	7,96,740	7,58,794
Maldives . . . . .	1,46,819	1,16,723	68,517	78,930	58,761
Ceylon . . . . .	1,90,06,847	2,10,40,666	1,80,18,013	1,43,46,619	1,86,77,539
Straits Settlements (including Labuan) . . . . .	5,84,21,781	5,10,86,712	6,16,53,849	3,96,80,346	2,86,84,099
Federated Malay States . . . . .	2,69,379	2,39,746	2,06,657	1,45,557	1,31,073
British Borneo . . . . .	23,13,791	20,93,396	20,53,932	30,47,452	24,66,953
Hongkong . . . . .	1,15,30,774	78,33,092	73,60,223	80,82,190	52,94,933
<b>Africa—</b>					
Gambia . . . . .	..	..	503	..	..
Cape of Good Hope . . . . .	83,054	51,080	26,835	45,666	13,262
Natal . . . . .	53,26,615	52,25,572	60,46,930	42,37,835	21,74,443
Transvaal . . . . .	1,807	12,403	15,863	12,093	1,707
Rhodesia . . . . .	20	..	1,040	..	4,137
Zanzibar and Pemba . . . . .	41,21,719	33,11,736	45,05,061	34,70,457	41,33,261
Kenya Colony . . . . .	2,17,56,235	2,38,50,223	2,98,15,857	3,00,96,707	5,26,79,419
Tanganyika Territory . . . . .	7,03,754	4,17,959	8,50,333	11,07,313	6,04,092
Uganda Protectorate . . . . .	603	2,223	345	140	155
Nyassaland Protectorate . . . . .	3,173	703	3,450	777	..
Somaliland Protectorate . . . . .	1,415	21,162	30,664	12,678	10,523
Anglo-Egyptian Sudan . . . . .	9,877	68,612	18,346	50,545	17,14,809
Mauritius and Dependencies . . . . .	57,294	40,650	18,763	37,279	12,727
Seychelles . . . . .	45,415	3,27,506	18,874	1,45,052	2,34,657
<b>America—</b>					
Canada :					
Vtd Atlantic Coast . . . . .	1,77,74,453	2,21,94,534	1,89,35,068	1,31,49,066	39,73,494
" Pacific " . . . . .	75,854	23,77,594	1,24,537	1,07,923	1,93,010
British West India Islands . . . . .	25,144	7,910	92,735	15,284	83,593
Bermudas . . . . .	2	..	..	..	..
British Guiana . . . . .	5,107	..	..	..	..
<b>Australasia and Oceania—</b>					
Western Australia . . . . .	94,96,653	3,01,76,177	2,34,75,003	1,15,95,377	72,34,623
South Australia (including Northern Territory) . . . . .	25,37,238	1,35,83,623	66,61,635	12,61,171	7,23,423
Victoria . . . . .	43,80,330	2,90,96,632	1,58,83,355	85,71,394	46,76,270
Tasmania . . . . .	1,74,593	1,30,633	98,390	1,33,730	1,39,355
New South Wales . . . . .	22,57,049	1,05,20,539	23,83,072	21,62,914	17,96,558
Queensland . . . . .	3,20,833	10,47,482	18,64,903	4,52,243	11,61,366
Australian Commonwealth (Total) . . . . .	1,91,66,751	3,45,55,033	5,53,76,413	2,41,76,379	1,58,36,603
New Zealand (including Nauru and Br. Samoa) . . . . .	1,43,230	1,04,705	3,48,925	3,49,935	3,60,144
Fiji Islands . . . . .	4,403	7,024	3,396	1,937	151
<b>TOTAL BRITISH POSSESSIONS</b> . . . . .	<b>17,15,92,391</b>	<b>23,33,76,199</b>	<b>21,35,84,202</b>	<b>14,73,19,933</b>	<b>11,85,25,097</b>
<b>TOTAL BRITISH EMPIRE</b> . . . . .	<b>136,36,93,412</b>	<b>136,58,19,163</b>	<b>124,46,14,433</b>	<b>76,01,90,675</b>	<b>56,66,68,613</b>

ABSTRACT TABLES  
IMPORTS FROM PRINCIPAL COUNTRIES

( 22 )

No. 7—continued

VALUE of IMPORTS of MERCHANDISE (exclusive of GOVERNMENT STORES) from PRINCIPAL COUNTRIES  
into BRITISH INDIA—continued

COUNTRIES	1927-28	1928-29	1929-30	1930-31	1931-32
	₹	₹	₹	₹	₹
<b>FOREIGN COUNTRIES—</b>					
<b>Europe—</b>					
<b>Russia—</b>					
Northern Russia . . . . .	10,98,908	2,27,661	4,11,408	2,88,201	8,18,608
Southern " . . . . .	36,92,821	82,59,557	41,56,560	1,01,81,786	91,48,011
Pacific Ports (in Asia) . . . . .	60,262	--	--	9,767	--
Finland . . . . .	3,98,206	6,45,420	11,14,448	16,63,485	13,93,777
Estonia . . . . .	8,98,880	10,60,892	12,40,446	13,12,925	8,46,075
Latvia . . . . .	1,92,191	3,94,459	4,88,862	3,46,921	2,07,404
Lithuania . . . . .	--	--	--	65,051	2,28,446
Georgia . . . . .	81,44,645	1,50,40,778	1,08,53,198	1,21,52,075	1,12,86,426
Sweden . . . . .	1,25,60,041	1,10,84,766	1,39,98,271	97,75,022	87,36,346
Norway . . . . .	87,01,958	78,98,062	1,02,91,648	85,52,054	48,47,410
Denmark . . . . .	18,41,895	18,31,279	12,49,076	11,18,981	18,34,482
Poland (including Dantzig) . . . . .	5,23,432	8,88,249	14,47,029	31,42,125	28,32,793
Germany . . . . .	15,34,34,747	15,84,36,461	15,79,20,847	12,38,41,540	10,19,81,240
Netherlands . . . . .	4,80,60,422	4,76,78,761	4,22,98,916	3,22,33,647	2,04,27,118
Belgium . . . . .	7,47,68,595	7,19,96,747	6,78,67,518	4,66,92,283	3,01,57,097
Luxemburg . . . . .	23,32,162	20,89,662	46,12,674	18,19,377	20,08,486
France . . . . .	4,80,15,164	4,77,56,040	4,57,28,403	2,88,89,355	2,17,20,409
Spain . . . . .	34,03,400	26,78,313	29,78,101	27,00,650	19,19,009
Portugal . . . . .	6,06,174	4,29,584	3,15,513	4,80,821	2,92,080
Switzerland . . . . .	2,68,10,247	2,57,12,189	2,12,10,693	1,26,83,988	1,22,23,637
Italy . . . . .	6,76,80,025	7,85,81,631	6,73,36,961	4,50,51,822	3,58,76,748
Fiume . . . . .	--	63,760	2,26,715	20,167	15,261
Austria . . . . .	1,26,08,336	1,40,11,930	1,22,93,647	81,56,282	71,46,616
Hungary . . . . .	8,11,537	6,54,456	66,85,494	21,62,329	3,19,720
Czechoslovakia . . . . .	1,22,89,457	1,29,49,424	1,66,13,734	97,03,011	72,83,839
Serb-Croat Slovene State (Jugo-Slavia) . . . . .	2,88,636	3,02,785	12,54,087	6,16,340	5,30,599
Albania . . . . .	630	278	--	18,141	10
Roumania . . . . .	2,500	2,62,835	1,50,091	--	7,27,074
Greece . . . . .	2,60,048	4,86,801	3,83,188	2,16,145	3,28,557
Turkey, European . . . . .	43,497	62,351	10,627	28,563	8,580
<b>Asia—</b>					
Turkey, Asiatic . . . . .	2,247	11,324	16,707	4,300	4,839
Syria . . . . .	4,672	25,355	14,772	4,237	73,654
Armenia . . . . .	1,065	2,387	--	5,614	209
Azerbaijan . . . . .	--	--	44,85,033	64,66,095	71,84,604
Smyna . . . . .	37,850	4,349	1,038	7,894	17,385
Mascat Territory and Trucial Oman . . . . .	40,58,289	31,78,087	30,04,076	25,87,255	27,34,754
Other Native States in Arabia . . . . .	10,88,602	3,85,770	5,79,715	3,79,586	3,03,788
Iraq . . . . .	95,15,907	71,51,684	1,02,88,855	1,00,63,168	57,89,340
Persia . . . . .	2,94,80,760	5,82,46,989	3,71,52,898	2,71,65,124	2,75,93,779
Benjam Island . . . . .	10,946	1,975	191	1,009	1,555
Sumatra . . . . .	10,18,012	13,39,786	5,11,596	2,06,817	15,20,847
Java . . . . .	14,70,75,220	16,41,57,289	18,66,83,429	10,34,17,240	4,81,72,226

No. 7—concluded

VALUE of IMPORTS of MERCHANDISE (exclusive of GOVERNMENT STORES) from PRINCIPAL COUNTRIES  
into BRITISH INDIA—concluded

COUNTRIES	1927-28	1928-29	1929-30	1930-31	1931-32
	₹	₹	₹	₹	₹
<b>FOREIGN COUNTRIES—continued</b>					
<i>Asia—continued</i>					
Borneo (Dutch)	1,36,31,029	1,17,79,629	99,67,106	51,31,929	66,84,562
Celebes and other Islands	41,297	11,64,264	11,11,592	61,65,668	4,177
New Guinea (Dutch)	--	--	--	--	10,37,223
Siam	23,12,019	31,61,794	18,53,680	17,92,666	13,91,009
Indo-China (including Cochin-China, Cambodia, Annam, Tonkin and French leased territories in China)	28,22,429	1,95,05,402	9,96,587	5,49,470	18,79,584
Philippine Islands and Guam	11,77,323	8,13,915	10,07,505	5,38,926	5,11,823
Macao	--	110	--	--	--
Formosa	178	--	--	--	240
China (exclusive of Hongkong and Macao)	4,41,26,962	4,31,77,502	4,09,53,074	3,33,12,719	2,78,60,512
Korea	--	--	--	31,378	--
Japan	17,90,19,207	17,67,67,462	23,58,55,259	14,51,19,972	13,33,96,671
<i>Africa—</i>					
Egypt	52,86,483	43,78,653	44,13,987	2,53,85,415	1,47,02,267
Tripoli	495	5,42,979	--	439	3
Tunis	407	--	--	324	--
Algeria	204	--	550	797	--
Morocco	--	97,446	82,678	--	--
Canary Islands	22,095	5,356	11,865	8,313	22,918
Belgian Congo	--	--	802	--	5
Portuguese West Africa	315	--	400	--	19
Portuguese East Africa	15,00,079	8,99,759	9,38,115	11,06,598	12,03,060
Madagascar	51,292	52,092	25,242	18,912	23,055
Reunion	--	122	170	166	57
Italian East Africa (Somálland and Eritrea)	15,64,339	12,75,276	14,23,692	22,85,586	10,16,643
French Somálland	2,03,029	2,90,545	3,05,715	1,91,129	2,139
Abyssinia	46	359	--	129	--
<i>America—</i>					
<i>United States of America—</i>					
Via Atlantic Coast	19,67,26,298	17,45,75,303	16,79,09,234	13,63,49,012	10,75,40,366
„ Pacific „	75,91,743	46,33,645	87,05,930	1,51,23,542	2,08,21,377
Cuba	15,32,578	6,224	5,058	2,335	5,741
Haiti and St. Domingo	394	1,033	832	1,151	1,638
Dutch West Indies	--	--	374	--	--
Mexico	--	--	3,554	246	81,866
Colombia	--	--	11,240	240	--
Venezuela	--	--	--	644	--
Brazil	--	--	--	1,753	1,082
Uruguay	--	2,563	2,671	15,519	--
Argentine Republic (including the Atlantic Coast of Patagonia)	5,257	16,33,523	8,23,536	19,366	12,455
Chile (including the Pacific Coast of Patagonia)	8,13,498	10,10,050	13,33,302	5,23,321	963
Peru	3,900	--	--	--	--
Hawaii	1,042	--	195	--	--
<b>TOTAL FOREIGN COUNTRIES</b>	<b>113,40,70,954</b>	<b>116,72,40,573</b>	<b>116,33,54,003</b>	<b>93,77,46,188</b>	<b>69,70,45,497</b>
<b>TOTAL IMPORTS</b>	<b>249,33,64,366</b>	<b>253,30,59,741</b>	<b>240,79,69,341</b>	<b>164,79,86,863</b>	<b>1,26,37,14,115</b>

ABSTRACT TABLES  
EXPORTS TO PRINCIPAL COUNTRIES  
INDIAN MERCHANDISE

( 24 )

No. 8

VALUE of EXPORTS of INDIAN MERCHANDISE (exclusive of GOVERNMENT STORES) to PRINCIPAL COUNTRIES from BRITISH INDIA

COUNTRIES	1927-28	1928-29	1929-30	1930-31	1931-32
	₹	₹	₹	₹	₹
UNITED KINGDOM . . . . .	77,87,44,427	69,04,32,078	66,55,64,756	51,77,33,361	42,87,59,075
BRITISH POSSESSIONS--					
Europe--					
Channel Islands . . . . .	845	..	..	..	..
Gibraltar . . . . .	36,950	27,043	72,687	94,634	85,535
Malta and Gozo . . . . .	32,450	30,710	34,015	18,151	17,901
Cyprus . . . . .	5,01,270	3,21,299	4,86,283	1,28,326	1,73,557
Asia--					
Palestine . . . . .	3,84,822	3,03,039	3,08,618	3,03,058	5,59,980
Aden and Dependences. . . . .	1,74,64,386	1,93,32,286	1,36,39,657	1,25,85,528	77,11,436
Bahrain Islands . . . . .	1,18,99,060	89,04,529	91,71,438	60,25,017	49,05,328
Maldives . . . . .	3,36,744	1,33,450	2,04,532	1,26,316	1,16,145
Ceylon . . . . .	15,22,45,692	13,76,69,135	12,78,58,403	11,08,86,331	7,63,37,742
Straits Settlements (including Labuan) . . . . .	9,11,20,270	7,81,14,572	7,90,54,656	6,19,32,993	4,65,35,290
Federated Malay States . . . . .	1,15,68,070	1,00,09,688	1,37,62,698	1,12,52,428	70,97,929
British Borneo . . . . .	2,82,597	2,59,197	2,18,727	1,91,319	11,538
Hongkong . . . . .	2,07,49,278	2,40,73,114	2,94,12,569	1,63,64,458	1,80,09,600
Africa--					
Gambia . . . . .	34,062	33,309	7,042	2,32,299	5,536
Sierra Leone . . . . .	11,520	88,497	64,006	20,840	14,007
Gold Coast (including Br. Togoland) . . . . .	3,73,649	4,03,218	4,56,224	6,50,974	6,04,432
Nigeria (including Br. Cameroons) . . . . .	17,865	1,41,119	2,17,596	10,43,402	12,51,568
Protectorate of South-West Africa . . . . .	21,832	31,619	4,344	17,527	..
Cape of Good Hope . . . . .	76,68,276	65,65,369	70,93,099	62,78,333	46,23,379
Natal . . . . .	1,73,16,101	1,74,13,871	1,53,03,321	1,32,50,935	96,68,205
Transvaal . . . . .	2,53,420	1,49,136	1,23,509	83,847	79,890
Rhodesia . . . . .	2,09,056	1,550	1,337	2,100	..
Zanzibar and Pemba . . . . .	70,84,175	47,99,905	56,31,977	39,43,231	30,90,629
Kenya Colony . . . . .	94,45,240	1,06,31,599	94,37,161	64,57,748	45,79,299
Tanganyika Territory . . . . .	43,60,821	46,51,953	39,76,759	32,33,237	28,96,836
Uganda Protectorate . . . . .	1,87,669	2,27,462	2,78,702	2,35,611	1,24,111
Nyasaland Protectorate . . . . .	3,250	22,175	..	..	3,825
Somaliand Protectorate . . . . .	5,06,313	16,16,294	7,96,500	4,75,714	3,12,403
Anglo-Egyptian Sudan . . . . .	46,96,936	40,78,446	48,35,906	23,46,773	25,29,553
Mauritius and Dependences . . . . .	1,84,76,468	1,55,83,422	1,59,11,936	1,09,97,213	88,46,720
Seychelles . . . . .	3,31,266	7,36,169	7,44,260	5,27,309	4,29,923
America--					
Canada--					
7/16 Atlantic Coast . . . . .	1,80,34,742	1,99,06,554	1,95,03,485	1,33,31,605	1,05,33,466
" Pacific " . . . . .	33,63,102	44,97,605	45,02,944	37,72,719	42,21,943
Newfoundland and Coast of Labrador . . . . .	780	20,400	..	..	250
Bermudas . . . . .	..	..	1,450	4,347	1,991
Bahamas . . . . .	..	..	..	2,133	..
British West India Islands . . . . .	41,90,986	44,34,232	51,93,322	30,99,677	30,02,492
British Honduras . . . . .	1,471	2,260	..	3,495	3,356
British Guiana . . . . .	7,62,249	8,87,620	7,15,930	6,10,313	5,41,748
Falkland Islands . . . . .	..	..	..	1,620	..
Australia and Oceania--					
Western Australia					
South Australia (including Northern Territory) . . . . .	90,86,922	1,10,70,304	85,97,426	72,40,150	50,23,436
Victoria . . . . .	1,05,13,307	95,52,419	79,43,193	48,27,223	45,65,533
Tasmania . . . . .	2,09,20,981	2,38,58,378	1,72,72,104	1,58,21,937	80,10,961
New South Wales . . . . .	16,900	1,38,741	23,389	32,073	4,325
Queensland . . . . .	2,34,40,269	2,67,67,631	2,18,66,552	1,54,17,773	95,68,209
Australian Commonwealth (Total) . . . . .	21,04,872	23,75,563	20,98,280	14,04,332	13,23,312
Territory of Papua . . . . .	6,60,88,091	7,37,63,036	5,78,00,949	4,47,43,533	2,95,00,330
New Zealand (including Niuru and Br. Samoa) . . . . .	9,25,864	6,29,731	10,16,436	8,06,008	3,25,403
Territory of New Zealand . . . . .	77,10,747	87,26,347	77,63,993	63,02,168	34,97,679
Territory of New Zealand . . . . .	5,82,317	6,58,982	7,32,787	5,64,712	4,00,591
TOTAL BRITISH POSSESSIONS . . . . .	47,97,86,202	45,99,31,467	43,63,94,804	34,34,98,592	25,26,57,146
TOTAL BRITISH EMPIRE . . . . .	125,85,24,629	115,04,13,545	110,19,50,560	86,12,32,453	63,14,16,321

ABSTRACT TABLES  
EXPORTS TO PRINCIPAL COUNTRIES  
INDIAN MERCHANDISE

No. 8—continued

VALUE of EXPORTS of INDIAN MERCHANDISE (exclusive of GOVERNMENT STORES) to PRINCIPAL COUNTRIES from BRITISH INDIA—continued

COUNTRIES	1927-28	1928-29	1929-30	1930-31	1931-32
	R	R	R	R	R
<b>FOREIGN COUNTRIES—</b>					
<b>Europe—</b>					
<b>Russia—</b>					
Northern Russia	1,09,654	3,82,935	5,74,167	8,39,877	3,48,526
Southern Russia	21,793	10,72,717	12,88,004	17,56,855	12,93,712
Pacific Ports (in Asia)	48,19,615	10,28,090	21,80,318	27,45,736	30,05,342
Finland	10,40,847	8,94,948	7,04,190	4,57,436	7,21,608
Estonia	2,437	1,242	9,465	..	2,000
Latvia	..	1,62,716	7,359	..	..
Georgia	12,32,430	16,19,755	17,64,831	20,73,061	11,31,953
Sweden	29,59,962	32,10,690	45,05,253	36,88,165	20,80,440
Norway	30,97,900	29,75,045	41,79,949	57,23,907	44,30,247
Denmark	8,31,180	5,44,959	15,70,214	15,80,421	13,83,124
Poland (including Dantzig)	14,10,506	17,51,233	13,13,617	37,30,248	50,40,969
Germany	32,22,35,626	32,32,08,897	26,60,88,323	14,26,39,215	10,27,85,550
Netherlands	8,10,80,887	8,70,58,965	9,08,22,557	6,66,71,264	5,09,55,330
Belgium	10,92,18,223	18,40,01,836	12,15,72,442	7,53,11,727	4,45,52,059
Luxemburg	..	670	..	..	..
France	15,96,88,906	17,76,75,363	16,81,00,449	11,08,00,025	7,63,55,789
Spain	3,31,04,027	3,90,76,839	3,60,33,457	2,37,31,693	1,83,85,087
Portugal	21,08,464	14,76,958	23,87,452	9,05,814	9,44,532
Switzerland	31,964	43,579	40,443	23,796	8,601
Italy	12,86,51,166	15,18,63,136	11,31,50,840	7,85,44,562	5,41,37,558
Fiume	39,39,361	42,75,787	34,44,309	9,49,032	8,58,245
Austria	27,62,203	8,81,780	4,52,337	37,333	21,542
Hungary	940	4,364	3,905	2,55,420	11,980
Czechoslovakia	2,23,864	2,64,960	2,72,625	2,26,205	59,624
Serb-Croat Slovene State (Jugo-Slavia)	1,51,916	1,52,377	1,47,603	485	5,147
Albania	..	..	..	30	..
Bulgaria	10,46,714	13,92,931	10,02,497	8,56,718	6,98,895
Roumania	11,16,610	20,66,993	5,75,480	2,05,009	2,00,511
Greece	63,38,444	73,17,620	48,99,299	41,54,831	28,72,947
Crete	2,06,627	3,22,585	2,83,972	1,96,531	4,08,376
Turkey, European	27,08,250	27,52,735	20,82,465	16,50,355	14,00,824
<b>Asia—</b>					
Turkey, Asiatic	36,15,975	21,63,671	15,07,897	11,17,656	11,02,767
Syria	24,49,746	30,23,743	21,34,899	18,61,600	19,67,431
Armenia	1,61,158	46,503	9,230	22,046	11,142
Smyrna	12,45,372	10,91,599	15,54,893	3,96,120	53,766
Mascat Territory and Trucial Oman	96,29,342	72,46,507	73,12,711	59,37,523	41,13,215
Other Native States in Arabia	1,36,84,277	1,47,73,123	1,36,15,389	97,13,167	75,86,199
Iraq	1,65,60,191	1,50,29,440	1,15,57,095	83,46,732	78,90,505
Persia	1,87,58,836	1,59,09,694	1,60,99,000	1,22,55,170	1,03,84,320
Henjam Island	75,251	82,367	71,291	78,851	40,885
Afghanistan	..	..	6,557	11,345	30,925
Sumatra	1,84,11,487	1,51,93,700	1,38,36,866	1,52,24,376	68,28,426
Java	2,33,95,097	3,59,93,997	4,20,70,500	2,58,62,620	1,70,39,831
Borneo (Dutch)	15,11,303	15,96,772	7,97,562	3,77,705	2,87,801
Celebes and other Islands	9,50,121	11,83,484	11,22,277	7,22,108	3,22,347
(Dutch) New Guinea	2,227	6,332	546	..	..
Siam	1,93,40,787	1,72,51,366	1,47,01,412	99,54,204	76,37,80
Indo-China (including Cochin-China, Cambodia, Annam, Tonkin and French leased territories in China)	2,27,36,392	1,69,51,625	1,60,95,209	80,81,187	73,52,019
Philippine Islands and Guam	49,25,547	53,45,452	64,45,722	49,14,312	40,50,070
Macao	5,550	..	..	..	..
Formosa	47,59,298	70,10,746	59,63,945	11,72,839	11,50,454
China (exclusive of Hongkong and Macao)	4,46,96,598	9,43,34,231	13,01,85,261	13,21,20,529	7,79,71,369
Korea	23,05,860	32,06,429	30,48,284	5,50,536	..
Japan	29,00,66,232	34,42,50,945	32,26,71,840	23,73,48,660	13,94,23,225

ABSTRACT TABLES  
EXPORTS TO PRINCIPAL COUNTRIES  
INDIAN MERCHANDISE

( 26 )

No. 8—concluded

VALUE of EXPORTS of INDIAN MERCHANDISE (exclusive of GOVERNMENT STORES) to PRINCIPAL COUNTRIES from BRITISH INDIA—concluded

COUNTRIES	1927-28	1928-29	1929-30	1930-31	1931-32
	₹	₹	₹	₹	₹
<b>FOREIGN COUNTRIES—continued</b>					
<b>Africa—</b>					
Egypt . . . . .	3,06,26,643	3,40,95,843	3,88,62,490	3,51,67,319	1,90,57,969
Tripoli . . . . .	2,800	19,452	43,686	8,266	76,697
Tunis . . . . .	73,380	48,801	59,311	69,602	9,427
Algeria . . . . .	9,625	2,580	2,748	20,029	19,120
Morocco . . . . .	2,65,179	3,91,552	6,08,511	1,94,534	1,47,057
Canary Islands . . . . .	1,950	..	..	..	508
French West Africa . . . . .	49,204	24,271	1,00,190	1,13,387	1,64,399
Liberia . . . . .	6,690	..	196	..	400
Belgian Congo . . . . .	616	..	..	..	17,000
Portuguese West Africa . . . . .	4,65,983	8,50,740	6,12,743	4,57,959	3,67,572
Portuguese East Africa . . . . .	1,53,04,495	1,33,13,416	1,21,71,389	1,15,56,264	86,88,851
Madagascar . . . . .	6,99,130	9,52,913	8,32,874	4,31,871	2,65,825
Réunion . . . . .	1,40,824	3,42,567	19,875	1,01,543	16,105
Italian East Africa (Somálland and Eritrea) . . . . .	19,72,336	41,09,508	23,25,510	12,84,878	11,62,650
French Somálland . . . . .	6,69,071	21,50,353	15,91,521	12,54,285	19,34,958
Abyssinia . . . . .	900	1,000	..	..	26,231
Spanish West Africa (including Fernando Po) . . . . .	..	..	1,050	..	24,147
<b>America—</b>					
<b>United States of America—</b>					
Via Atlantic Coast . . . . .	33,21,11,039	36,12,43,945	33,49,71,393	18,46,33,100	12,65,13,593
" Pacific " . . . . .	2,76,66,237	2,98,68,472	2,83,10,116	2,18,25,791	1,21,19,636
Cuba . . . . .	3,61,39,753	3,34,60,307	2,96,72,073	2,10,71,193	1,05,65,426
Hayti and St. Domingo . . . . .	17,12,595	16,83,094	16,80,022	8,92,121	6,55,605
Porto Rico . . . . .	23,23,631	27,76,135	22,43,394	20,93,934	18,39,553
French West Indies . . . . .	1,85,747	1,81,162	2,27,393	1,82,753	74,604
Dutch West Indies . . . . .	1,234	2,000	14,576	..	4,061
Mexico . . . . .	8,96,783	9,82,501	10,57,039	7,98,053	7,45,276
Guatemala . . . . .	61,711	65,977	75,072	16,839	45,037
Honduras (not British) . . . . .	..	..	..	10,000	..
San Salvador . . . . .	1,16,363	77,073	1,34,225	52,004	52,031
Nicaragua . . . . .	1,18,801	2,11,156	1,77,799	72,093	80,670
Costa Rica . . . . .	61,761	34,940	63,897	47,239	51,326
Colombia . . . . .	3,15,380	4,35,727	3,37,590	3,42,365	2,41,423
Panama . . . . .	27,673	35,990	67,647	22,190	67,940
Venezuela . . . . .	55,625	63,800	54,550	91,377	1,33,104
Dutch Guiana . . . . .	77,083	1,36,013	1,22,361	53,445	94,173
Brazil . . . . .	74,67,002	51,24,297	70,69,111	42,36,571	31,84,126
Paraguay . . . . .	42,350	45,037	84,769	13,774	24,131
Uruguay . . . . .	35,49,064	34,03,754	31,87,107	23,79,915	12,46,423
Argentine Republic (including the Atlantic Coast of Patagonia) . . . . .	7,43,45,635	8,01,35,870	7,10,13,103	3,03,10,383	1,54,31,126
Chile (including the Pacific Coast of Patagonia) . . . . .	1,67,99,776	1,59,29,953	1,46,07,884	62,92,493	17,56,900
Peru . . . . .	29,91,255	39,38,279	32,65,371	20,47,715	15,33,773
Ecuador . . . . .	4,37,152	4,12,965	3,92,643	2,49,653	2,21,004
Bolivia . . . . .	1,01,355	46,637	1,23,353	22,039	1,150
Hawaii . . . . .	36,77,463	43,35,873	41,35,491	37,15,225	29,39,923
Other Islands in the Pacific . . . . .	13,265	74,402	3,994	11,624	11,793
<b>TOTAL FOREIGN COUNTRIES</b>	<b>193,30,19,737</b>	<b>215,03,05,241</b>	<b>200,00,95,640</b>	<b>134,36,93,335</b>	<b>87,74,69,873</b>
<b>TOTAL EXPORTS OF INDIAN MERCHANDISE</b>	<b>319,15,35,336</b>	<b>330,12,78,736</b>	<b>310,80,55,200</b>	<b>220,49,26,333</b>	<b>155,88,86,094</b>



ABSTRACT TABLES  
EXPORTS TO PRINCIPAL COUNTRIES

FOREIGN MERCHANDISE

No. 9

*VALUE of EXPORTS of FOREIGN MERCHANDISE (exclusive of GOVERNMENT STORES) to PRINCIPAL COUNTRIES from BRITISH INDIA.*

COUNTRIES	1927-28	1928-29	1929-30	1930-31	1931-32
	₹	₹	₹	₹	₹
UNITED KINGDOM . . . . .	3,88,59,104	3,82,43,505	2,62,29,180	2,09,23,613	1,92,40,931
<b>BRITISH POSSESSIONS—</b>					
<b>Europe—</b>					
Gibraltar . . . . .	7,316	9,593	2,011	1,185	5,622
Malta and Gozo . . . . .	262	12,323	6,770	2,080	4,540
Cyprus . . . . .	--	25	--	--	962
<b>Asia—</b>					
Palestine . . . . .	37,840	19,307	42,725	41,732	69,609
Aden and Dependencies . . . . .	16,33,434	8,27,031	6,31,773	5,55,149	5,41,823
Bahrain Islands . . . . .	34,08,427	29,40,749	21,37,542	10,86,235	12,35,265
Maldives . . . . .	55,827	14,698	5,530	1,742	17,861
Ceylon . . . . .	65,40,842	48,05,276	43,15,897	29,26,334	32,23,301
Straits Settlements (including Labuan) . . . . .	16,52,501	13,94,119	11,01,926	10,43,593	9,00,006
Federated Malay States . . . . .	1,55,053	1,37,897	1,51,845	37,665	32,054
British Borneo . . . . .	225	858	50	--	68
Hongkong . . . . .	12,25,954	10,22,529	10,17,849	5,25,583	8,21,110
<b>Africa—</b>					
Gold Coast (including Br. Togoland) . . . . .	--	100	--	432	--
Nigeria (including Br. Cameroons) . . . . .	--	--	2,800	1,600	440
Cape of Good Hope . . . . .	17,927	20,437	24,505	25,724	15,304
Natal . . . . .	1,97,120	2,07,624	2,69,375	3,12,747	1,93,142
Transvaal . . . . .	14,507	17,242	23,822	18,444	17,887
Rhodesia . . . . .	100	--	--	--	--
Zanzibar and Pemba . . . . .	8,20,950	6,49,861	8,44,282	8,87,602	4,28,040
Kenya Colony . . . . .	16,21,715	16,51,865	12,18,386	8,26,660	6,30,686
Tanganyika Territory . . . . .	6,39,937	7,41,971	5,96,002	3,81,426	2,58,106
Uganda Protectorate . . . . .	42,884	42,017	44,260	43,342	42,361
Nyasaland Protectorate . . . . .	50	1,940	--	--	--
Somaland Protectorate . . . . .	3,265	56,296	914	1,228	661
Anglo-Egyptian Sudan . . . . .	5,32,400	2,43,400	3,33,663	1,25,591	1,16,382
Mauritius and Dependencies . . . . .	5,35,347	2,70,092	2,39,021	1,73,020	2,10,373
Seychelles . . . . .	2,31,409	1,30,875	2,05,722	1,43,554	1,14,783
<b>America—</b>					
<b>Canada—</b>					
Via Atlantic Coast . . . . .	20,513	74,635	69,277	12,604	23,237
„ Pacific „ . . . . .	3,922	7,575	75	4,024	1,300
British West India Islands . . . . .	1,963	5,334	1,000	479	488
British Guiana . . . . .	6,672	2,645	533	663	520
<b>Australasia and Oceania—</b>					
Western Australia . . . . .	12,459	51,471	60,759	35,951	3,635
South Australia (including Northern Territory) . . . . .	2,155	8,782	2,336	3,763	35,997
Victoria . . . . .	22,331	40,869	35,855	41,542	36,233
Tasmania . . . . .	1,540	300	--	3,613	2,125
New South Wales . . . . .	52,236	42,753	63,570	30,851	37,763
Queensland . . . . .	1,276	341	477	416	421
Australian Commonwealth (Total) . . . . .	92,077	1,45,521	1,63,003	1,16,141	1,66,184
Territory of Papua . . . . .	--	--	--	325	--
New Zealand (including Nauru and Br. Samoa) . . . . .	6,633	5,215	13,331	17,729	26,237
Fiji Islands . . . . .	41,599	15,254	16,944	17,784	14,349
<b>TOTAL BRITISH POSSESSIONS</b> . . . . .	<b>1,05,48,631</b>	<b>1,55,24,204</b>	<b>1,35,33,433</b>	<b>83,32,427</b>	<b>91,16,300</b>
<b>TOTAL BRITISH EMPIRE</b> . . . . .	<b>5,84,07,735</b>	<b>4,37,66,709</b>	<b>3,07,62,663</b>	<b>2,97,56,040</b>	<b>2,33,59,261</b>

ABSTRACT TABLES  
EXPORTS TO PRINCIPAL COUNTRIES

( 28 )

FOREIGN MERCHANDISE

No. 9—continued

VALUE of EXPORTS of FOREIGN MERCHANDISE (exclusive of GOVERNMENT STORES) to PRINCIPAL COUNTRIES from BRITISH INDIA—continued

COUNTRIES	1927-28	1928-29	1929-30	1930-31	1931-32
	R	R	R	R	R
<b>FOREIGN COUNTRIES—</b>					
<b>Europe—</b>					
Russia—					
Northern Russia	614	6,064	18,317	6,165	100
Southern " "			16,016	8,752	
Finland		2,555	1,050	1,805	625
Georgia	7,930	46,467	18,718	35,489	55,451
Sweden	1,773	3,293	8,830	1,350	2,450
Norway	20,791	55,255	14,009	23,421	6,756
Denmark	22,86,740	15,75,319	15,97,635	15,97,544	7,61,836
Germany	1,87,762	2,21,804	3,40,975	6,58,408	3,44,829
Netherlands	4,63,983	4,88,144	5,91,360	3,93,854	3,84,712
Belgium	13,12,337	14,53,612	12,61,875	3,67,818	3,10,224
France	13,600	12,250	31,532	3,900	13,874
Spain	400	4,053			623
Portugal	34,895	44,485	44,443	31,398	40,498
Switzerland	18,10,439	6,78,631	15,72,103	7,16,254	9,63,575
Italy			925		
Fiume	27,465	15,232	24,680	6,575	11,265
Austria	1,350	193	29,320	5,000	16,410
Hungary			2,190	5,865	2,041
Czechoslovakia	3,300		259		7,100
Albania					600
Roumania	52,992	90,416	98,775	60,418	44,032
Bulgaria	6,01,983	3,79,638	1,93,495	1,24,383	2,10,203
Greece					
Turkey, European					
<b>Asia—</b>					
Turkey, Asiatic	55,575	500		10,950	1,000
Syria	2,60,630	1,82,251	1,30,323	84,490	99,457
Armenia		1,200	1,47,951		
Smyrna			425		
Makat Territory and Trucial Oman	30,71,932	27,65,639	22,03,230	11,74,998	11,31,979
Other Native States in Arabia	31,45,935	15,37,241	14,37,316	9,24,223	4,93,507
Iraq	39,34,400	25,90,465	45,86,523	35,80,731	36,51,586
Persia	62,64,110	39,78,246	45,47,114	31,74,255	24,09,759
Henjam Island	52,055	52,031	59,191	57,082	42,412
Afghanistan	2,468	42,130	2,219	1,350	31,777
Sumatra	6,45,163	8,91,706	41,532	17,729	42,602
Java	2,935	3,384	5,99,603	4,76,058	3,63,113
Borneo (Dutch)	1,250	6,263		60	919
Celebes and Other Islands	1,73,509	1,53,031		330	
Siam	19,197	5,432	62,671	2,384	3,102
Indo-China (including Cochin-China, Cambodia, Annam, Tonkin and French leased territories in China)	24,635	15,638	17,418	7,491	20,713
Philippine Islands and Guam	270				
Formosa	10,87,664	3,75,421	3,72,938	3,45,314	2,69,057
China (exclusive of Hongkong and Macao)	18,74,653	18,86,411	23,93,856	13,61,655	3,65,114
Japan	8,39,286	3,42,247	5,97,130	4,21,420	4,24,432
<b>Africa—</b>					
Egypt			3,010		2,250
Tripoli		5,430	6,300	400	150
Tunis			2,530		
Algeria	265	800	2,850	500	
Morocco	450				
Belgian Congo	10,05,319	6,40,277	5,38,280	3,26,305	2,47,543
Portuguese East Africa	6,002	3,912	2,950	3,062	750
Madagascar	1,925	5,440	3,646	12,463	1,342
Réunion	3,35,370	2,74,415	86,157	45,308	19,630
Italian East Africa (Somáland and Eritrea)	32,372	89,373	54,542	53,309	142,237
French Somáland					
<b>America—</b>					
United States of America—					
Via Atlantic Coast	72,10,484	36,03,394	70,23,298	43,77,135	42,19,363
" Pacific "	55,073	19,211	34,396	70,163	74,605
Hayti and St. Domingo	2,536	2,913	2,841	2,032	3,093
Panama	2,150	100		2,500	
Dutch Guiana		100		2,030	80
Brazil				2,100	
Uruguay				24,712	953
Colombia					600
Argentine Republic (including the Atlantic Coast of Patagonia)	28,065	4,536	20,918	2,390	
Chile (including the Pacific Coast of Patagonia)	200	1,517			
Peru		1,140			
Hawaii				2,451	
Other Islands in the Pacific		7			
<b>TOTAL FOREIGN COUNTRIES</b>	<b>3,69,69,932</b>	<b>2,95,66,132</b>	<b>3,15,05,994</b>	<b>2,16,84,275</b>	<b>1,32,26,999</b>
<b>TOTAL EXPORTS OF FOREIGN MERCHANDISE</b>	<b>9,53,77,767</b>	<b>7,33,32,391</b>	<b>7,12,68,662</b>	<b>5,14,40,315</b>	<b>4,65,86,260</b>

## TOTAL IMPORTS of ARTICLES of BRITISH and FOREIGN MERCHANDISE

ARTICLES	QUANTITY					VALUE				
	1927-28	1928-29	1929-30	1930-31	1931-32	1927-28	1928-29	1929-30	1930-31	1931-32
<b>Animals, living—</b>										
Horses . . . . No.	4,001	4,227	4,268	3,467	4,962	36,37,260	33,37,440	30,08,597	18,46,674	40,10,053
Other kinds . . . . "	3,239	2,800	4,497	4,310	7,067	2,05,661	2,33,259	2,33,377	2,38,874	1,96,104
<b>Total Animals, living . . "</b>	<b>7,290</b>	<b>7,027</b>	<b>8,765</b>	<b>7,777</b>	<b>12,019</b>	<b>38,42,921</b>	<b>35,70,699</b>	<b>32,41,974</b>	<b>20,85,548</b>	<b>42,06,157</b>
<b>Apparel (excluding hosiery and boots and shoes)—</b>										
Apparel (including drapery, uniforms, accoutrements) . . . value	—	—	—	—	—	79,04,600	86,41,230	76,04,180	49,56,913	40,13,172
Gold and silver thread * . . "	—	—	—	—	—	23,53,833	33,36,249	36,99,085	20,47,166	6,55,715
Hats, caps, bonnets and hatter's ware . . . "	—	—	—	—	—	30,23,013	31,80,931	29,43,655	18,54,040	17,73,799
Lametta . . . . Lbs.	545,407	645,723	482,150	465,386	367,099	9,73,759	10,49,735	7,13,561	6,27,686	4,60,492
Second-hand clothing . value	—	—	—	—	—	13,39,122	17,28,337	19,25,167	11,88,049	11,15,509
Water-proofed clothing . . "	—	—	—	—	—	3,50,273	3,62,571	3,38,132	4,38,017	1,57,434
<b>Total Apparel, etc. . . "</b>	<b>—</b>	<b>—</b>	<b>—</b>	<b>—</b>	<b>—</b>	<b>1,64,44,600</b>	<b>1,82,99,093</b>	<b>1,71,23,730</b>	<b>1,11,12,771</b>	<b>81,76,121</b>
<b>Arms, Ammunition and Military Stores—</b>										
Cartridge cases—										
Shot gun cartridges, filled (a) . No.	—	13,844,538	15,570,011	13,094,596	12,249,091	—	10,07,152	11,19,045	9,31,279	8,33,539
Rifle and other cartridges, filled (a) . "	—	5,863,596	5,908,614	5,039,479	20,503,604	—	8,15,400	8,86,542	2,89,309	11,31,171
<b>Total Filled . . . "</b>	<b>21,197,122</b>	<b>19,708,134</b>	<b>21,478,625</b>	<b>18,134,075</b>	<b>32,752,695</b>	<b>14,76,580</b>	<b>18,22,642</b>	<b>15,05,590</b>	<b>12,21,038</b>	<b>19,64,713</b>
Empty . . . . "	1,476,032	1,374,956	1,128,395	1,106,820	840,272	53,551	47,466	38,711	36,237	25,926
<b>Explosives—</b>										
Blasting fuse { Lbs. & No. of coils	785,700	789,209	690,244	596,014	533,429	8,16,115	6,95,013	6,11,091	5,60,969	4,23,885
Blasting gelatine . . Lbs.	298,050	413,750	395,300	304,250	451,600	2,60,234	3,58,167	3,55,705	2,59,912	3,82,960
Dynamite . . . . "	391,250	413,800	486,550	337,000	173,500	3,21,309	3,39,071	4,43,067	2,63,700	1,40,791
Gelafine dynamite . . "	934,750	993,700	922,500	937,000	1,021,756	8,79,478	9,08,112	8,63,371	8,34,691	7,77,510
Other Nitro-compound explosives . . "	105,000	83,000	70,000	70,000	2,400	61,626	54,847	41,093	41,093	132
Detonators . . . . No.	7,374,098	7,130,337	7,368,306	6,853,571	5,343,909	2,21,521	2,17,963	2,29,772	2,22,479	1,70,454
Others . . . . Lbs.	369,339	173,977	368,712	317,211	213,452	1,81,517	95,671	2,37,709	1,72,062	1,28,096
Firearms, and parts thereof—										
Firearms . . . . No.	34,511	30,330	26,399	24,005	38,194	23,26,220	22,08,243	18,96,041	15,41,781	24,66,525
Parts of firearms . value	—	—	—	—	—	37,898	21,044	23,723	12,266	46,802
Gunpowder—										
Black . . . . Lbs.	56,250	54,100	49,315	43,600	55,800	65,246	68,262	54,336	42,646	46,159
Smokeless . . . . "	19,558	11,433	14,515	11,275	13,930	40,803	23,069	24,742	24,117	24,743
Others . . . . "	3,109	24,625	1,925	3,938	2,726	3,819	13,291	1,363	5,720	1,753
Other sorts . . . . value	—	—	—	—	—	3,18,573	3,01,396	1,82,690	1,63,111	2,47,921
<b>Total Arms, Ammunition and Military stores . . "</b>	<b>—</b>	<b>—</b>	<b>—</b>	<b>—</b>	<b>—</b>	<b>70,64,540</b>	<b>76,64,257</b>	<b>65,44,064</b>	<b>54,01,872</b>	<b>68,48,425</b>
<b>Art. works of (other than pictures) . . . "</b>	<b>—</b>	<b>—</b>	<b>—</b>	<b>—</b>	<b>—</b>	<b>2,89,866</b>	<b>3,31,180</b>	<b>1,59,228</b>	<b>2,66,304</b>	<b>2,61,417</b>
<b>Asbestos—</b>										
Raw . . . . Cwts.	..	32	33	..	..	41	414	283	..	..
Manufactures—										
Asbestos packing . value	—	—	—	—	—	7,03,898	4,53,118	5,74,399	5,15,043	2,54,126
Other manufactures . . "	—	—	—	—	—	30,45,127	28,49,819	26,71,430	23,21,440	12,88,430
<b>Total Asbestos . . . "</b>	<b>—</b>	<b>—</b>	<b>—</b>	<b>—</b>	<b>—</b>	<b>37,49,025</b>	<b>33,03,351</b>	<b>32,46,092</b>	<b>28,36,483</b>	<b>15,42,556</b>
<b>Baskets and Basketware . . . "</b>	<b>—</b>	<b>—</b>	<b>—</b>	<b>—</b>	<b>—</b>	<b>29,631</b>	<b>23,941</b>	<b>20,085</b>	<b>27,112</b>	<b>16,921</b>
<b>Belting for machinery—</b>										
Of cotton . . . . "	—	—	—	—	—	14,36,496	11,59,624	13,22,102	9,01,250	5,37,933
Of leather . . . . "	—	—	—	—	—	33,01,400	35,00,701	39,81,450	23,60,700	25,95,863
Of other materials (including coil) . . . "	—	—	—	—	—	34,91,714	35,91,047	37,17,075	29,00,053	18,77,517
<b>Total Belting for machinery . . "</b>	<b>—</b>	<b>—</b>	<b>—</b>	<b>—</b>	<b>—</b>	<b>82,29,610</b>	<b>82,51,372</b>	<b>90,20,627</b>	<b>62,62,003</b>	<b>50,11,313</b>

\* Inclusive of imports by postal packets referred to Collectors of Customs for assessment.  
(a) Separately recorded from 1928-29.

BSTRACT TABLES  
IMPORTS

( 30 )

No. 10—continued

TOTAL IMPORTS of ARTICLES of BRITISH and FOREIGN MERCHANDISE—continued

ARTICLES	QUANTITY					VALUE				
	1927-28	1928-29	1929-30	1930-31	1931-32	1927-28	1928-29	1929-30	1930-31	1931-32
Bobbins . . . value	—	—	—	—	—	38,09,142	35,95,642	30,87,933	42,99,080	31,91,050
Books, printed and printed matter (not being stationery) including maps and charts . . . Cwts.	34,704	35,809	40,222	34,408	30,767	61,97,992	66,27,876	71,81,003	60,91,405	53,38,438
Boots and Shoes—										
All leather . . . Pairs	537,652	480,134	426,397	273,640	244,072	29,12,120	25,53,079	21,40,037	12,94,903	11,06,762
Rubber soled—										
With canvas uppers (a) . . "	—	1,901,080	2,781,488	5,038,397	6,435,496	—	31,85,701	41,18,073	41,15,320	41,52,558
With uppers of leather or other materials (b) . . "	—	—	—	—	131,682	—	—	—	—	71,296
All rubber (b) . . . "	—	—	—	—	2,543,590	—	—	—	—	9,19,678
Of other materials . . . "	2,235,312	938,585	3,553,430	6,607,991	134,712	37,86,517	10,73,378	25,23,162	33,94,410	2,42,352
Total Boots and Shoes . . "	2,772,964	3,319,799	6,761,365	10,920,528	9,499,552	66,98,637	68,12,168	87,81,272	85,04,639	64,92,641
Brushes and Brooms—										
Bristles and Fibre for brushes and brooms . . Cwts.	262	651	373	272	300	19,570	34,372	20,160	11,376	11,550
Brushes—										
Paint and Varnish brushes Doz.	89,634	74,381	90,967	69,474	57,977	3,44,101	3,14,811	3,34,297	2,39,776	1,96,345
Toilet brushes . . . "	239,467	198,589	261,537	276,742	200,305	5,10,045	5,70,716	5,74,058	5,78,851	4,03,043
Other brushes . . . "	197,024	205,883	198,814	130,525	117,691	4,79,787	5,64,076	4,73,888	3,46,474	2,68,613
Brooms . . . . . "	70,568	65,941	56,894	57,793	82,486	47,436	51,368	52,106	42,384	34,715
Total Brushes and Brooms . . "	596,893	544,794	608,212	534,539	458,459	13,81,369	15,00,971	14,34,349	12,07,485	8,97,716
Building and Engineering materials, other than of iron, steel or wood—										
Asphalt . . . . . Tons	22,822	18,556	30,391	31,923	27,580	24,49,751	20,04,523	28,23,638	28,38,050	21,23,406
Bricks—										
Bricks, other than firebricks No.	335,633	86,227	124,264	21,037	23,484	1,44,026	50,394	35,866	4,469	5,604
Firebricks . . . . . "	1,865,895	1,326,485	1,444,756	1,120,308	727,301	4,39,939	2,75,077	4,92,353	2,26,858	1,38,493
Cement—										
Portland . . . . . Tons	110,779	125,988	119,430	109,740	86,896	61,83,991	65,20,497	59,87,987	52,21,723	38,50,724
Other kinds . . . . . "	1,502	1,354	1,877	2,262	1,421	2,59,481	2,48,515	3,88,937	2,79,094	2,10,097
Total Cement . . . . . "	112,281	127,342	121,307	112,002	87,317	64,43,472	67,78,012	63,76,924	55,00,822	40,60,821
Chalk and lime, excluding French chalk . . Cwts.	24,742	39,652	30,548	25,740	28,750	51,379	30,709	59,259	53,892	53,900
Clay . . . . . "	23,582	29,465	27,411	25,057	16,767	33,030	79,796	78,576	65,072	48,453
Tiles . . . . . No.	15,663,793	16,270,171	20,439,231	11,292,787	10,182,017	20,13,835	20,56,651	23,58,708	14,72,749	12,78,006
Other kinds . . . . . Cwts.	186,369	111,056	164,186	103,409	84,938	12,53,974	3,70,793	12,18,944	8,26,305	6,74,410
Total Building and Engineering materials, etc. . . value	—	—	—	—	—	1,28,79,506	1,21,95,960	1,34,44,273	1,09,88,217	83,78,092
Buttons of all sorts—										
Metal . . . . . "	—	—	—	—	—	11,06,333	10,56,805	10,11,054	6,69,413	6,36,233
Other sorts . . . . . "	—	—	—	—	—	20,49,390	22,42,363	18,95,030	11,17,665	9,17,735
Total Buttons of all sorts . . "	—	—	—	—	—	31,55,223	32,99,168	29,06,184	17,87,078	15,53,968
Candles of all kinds . . . Lbs.	767,670	471,908	606,221	301,567	350,442	3,27,000	1,90,310	2,56,171	1,32,970	1,12,576
Causes and Rattons . . . Cwts.	37,294	30,232	33,198	33,355	31,704	5,70,621	4,44,999	5,30,015	4,74,622	4,24,665
Caustic, French . . . . . "	3,924	1,176	4,705	1,126	1,190	26,775	13,171	25,220	10,469	9,037
Chemicals and chemical preparations (excluding chemical manures and medicines)—										
Acids—										
Acetic (pyroligneous acid) . . . . . Cwts.	3,099	3,477	3,378	3,235	4,266	1,20,338	1,31,715	1,31,045	1,08,901	1,08,063
Carbolic . . . . . "	1,401	1,006	611	667	648	52,663	37,370	43,032	31,077	27,894
Citric . . . . . "	327	451	543	663	623	37,059	65,440	86,216	84,093	51,209

(a) Separately recorded from 1928-29.  
(b) " " " 1931-32.

No. 10—continued.

## TOTAL IMPORTS of ARTICLES of BRITISH and FOREIGN MERCHANDISE—continued

ARTICLES	QUANTITY					VALUE				
	1927-28	1928-29	1929-30	1930-31	1931-32	1927-28	1928-29	1929-30	1930-31	1931-32
Chemicals and chemical preparations (excluding chemical manures and medicines)—continued.										
Acids—continued.										
Nitric . . . . . Cwts.	430	988	2,248	4,406	10,780	22,997	34,159	62,651	98,926	2,17,084
Oxalic . . . . . "	2,196	2,365	2,257	2,360	1,117	49,993	56,133	55,067	56,413	29,747
Sulphuric . . . . . "	3,372	4,923	14,105	13,523	5,564	63,953	62,940	1,03,185	99,898	40,384
Tartaric . . . . . "	1,641	2,088	2,868	3,298	2,408	1,46,448	2,72,000	2,33,474	2,99,713	1,90,131
Other sorts . . . . . "	4,083	6,207	10,276	6,778	3,914	1,72,356	1,93,447	2,83,710	2,14,859	1,69,933
Total Acids . . . . . "	16,549	22,405	36,286	34,075	29,335	6,65,862	8,53,264	10,63,980	9,93,785	8,40,450
Alum . . . . . "	55,876	49,800	45,433	25,521	26,086	3,57,580	3,34,389	3,15,177	1,74,800	1,77,424
Aluminous sulphates . . . . . "	64,162	71,174	72,937	59,250	48,713	2,53,874	2,79,004	3,00,298	2,14,338	1,74,516
Ammonia and salts thereof—										
Anhydrous . . . . . "	1,901	2,190	2,196	2,613	2,655	1,89,773	2,46,356	2,38,594	2,30,326	2,69,130
Others . . . . . "	26,624	30,639	32,338	26,195	30,829	6,59,905	6,67,874	6,77,947	5,75,165	6,62,249
Total Ammonia and salts thereof . . . . . "	28,525	32,829	34,534	28,808	33,484	8,49,678	9,14,230	9,16,541	8,55,491	9,31,379
Arsenic and its oxides . . . . . "	2,245	2,558	3,114	2,202	2,084	1,01,762	1,16,055	1,23,780	1,20,051	86,438
Bleaching materials—										
Bleaching powder (calcium hypochlorate, chloride of lime) . . . . . "	100,440	91,030	99,309	119,005	128,923	8,84,861	5,79,239	7,05,237	8,93,633	9,74,872
Other sorts . . . . . "	223	32	601	3,253	2,444	3,690	714	9,403	1,33,433	57,256
Total Bleaching materials . . . . . "	100,663	91,062	99,910	122,258	131,367	8,88,551	5,80,003	7,14,690	10,27,071	10,32,128
Carbide or calcium . . . . . "	51,925	41,626	59,485	52,119	47,158	7,87,671	6,40,713	8,93,604	8,47,509	7,44,197
Copperas (ferrous sulphate) . . . . . "	2,886	4,433	2,649	2,017	2,019	14,311	19,597	14,044	9,328	12,993
Copper Sulphate . . . . . "	15,140	21,318	24,348	18,110	17,848	2,77,148	4,19,077	4,90,265	3,38,842	2,95,019
Disinfectants—										
Naphthalene . . . . . "	9,953	8,948	11,636	9,165	6,832	1,37,307	1,27,193	1,59,234	1,09,958	70,342
Others . . . . . "	27,656	28,698	26,339	28,014	28,930	7,94,255	8,70,520	8,29,732	8,20,861	6,41,491
Total Disinfectants . . . . . "	36,709	37,646	38,025	37,179	35,763	9,31,562	9,97,713	9,88,966	9,30,819	7,11,833
Glycerine . . . . . "	4,404	5,553	6,293	6,549	7,637	2,91,010	2,73,093	2,36,893	2,76,137	2,65,070
Lead compounds—										
Acetate . . . . . "	5,874	3,719	3,138	2,463	2,391	1,75,211	1,17,256	88,677	66,261	63,063
Litharge . . . . . "	1,961	729	1,102	263	181	49,395	16,366	25,174	5,896	3,661
Others . . . . . "	589	580	243	408	115	18,161	14,972	11,754	9,959	2,587
Total Lead compounds . . . . . "	8,424	5,028	4,483	3,134	2,687	2,42,767	1,48,584	1,25,605	82,116	69,261
Magnesium compounds—										
Chloride . . . . . "	40,411	29,449	41,209	32,564	32,088	1,62,578	1,16,567	1,34,743	1,07,163	1,09,334
Sulphate . . . . . "	63,774	38,670	60,713	44,599	16,576	2,03,294	1,29,400	2,09,345	1,63,031	66,441
Others . . . . . "	2,180	4,274	5,636	707	535	54,135	32,000	44,400	10,625	5,984
Total magnesium compounds . . . . . "	106,315	72,393	107,613	77,870	49,179	4,20,057	2,78,027	3,88,488	2,81,469	1,81,759
Potassium compounds—										
Bichromate . . . . . "	6,416	5,753	4,997	4,279	6,904	1,66,138	1,55,220	1,50,917	1,29,384	2,39,479
Chlorate . . . . . "	27,463	34,799	47,765	37,037	35,057	4,96,687	6,22,314	8,31,738	6,67,815	7,86,351
Cyanide of potassium . . . . . "	123	353	342	61	121	11,440	25,805	24,962	3,166	13,745
Other sorts . . . . . "	8,422	9,399	9,974	10,970	4,956	3,91,192	5,14,395	4,70,472	4,71,658	3,44,964
Total Potassium compounds . . . . . "	42,424	50,309	63,078	52,397	47,038	10,65,457	13,18,234	14,78,089	12,77,023	13,84,539

ABSTRACT TABLES

IMPORTS

No. 10—continued

TOTAL IMPORTS of ARTICLES of BRITISH and FOREIGN MERCHANDISE—continued

ARTICLES	QUANTITY					VALUE				
	1927-28	1928-29	1929-30	1930-31	1931-32	1927-28	1928-29	1929-30	1930-31	1931-32
<b>Chemicals and chemical preparations (excluding chemical manures and medicines)—continued.</b>										
<b>Soda compounds—</b>										
Bicarbonate of soda (sodium bicarbonate) . Cwts.	102,030	112,648	121,664	89,350	101,613	8,32,626	8,48,793	9,07,391	7,00,086	8,02,458
Bichromate of soda . . . . .	15,503	17,935	9,648	11,797	11,026	8,07,271	8,37,456	2,20,792	2,72,372	2,86,315
Borax (including boracic acid) . . . . .	16,534	21,503	19,081	13,150	21,041	2,64,599	2,84,445	2,13,708	1,59,502	2,39,673
Caustic soda (sodium hydroxide) . . . . .	175,297	173,643	189,609	231,901	261,423	19,62,784	19,46,559	21,25,790	27,29,595	31,69,937
Cyanide of sodium . . . . .	10,105	11,023	10,723	7,109	6,540	5,62,806	5,41,436	5,52,083	3,59,319	3,55,367
Soda sulphide . . . . .	46,913	41,842	43,389	31,961	42,696	3,55,123	2,81,543	3,21,353	2,56,716	3,10,205
Sodium carbonate (soda ash and soda crystals) . . . . .	1,061,185	1,076,634	1,204,059	1,052,164	1,016,511	60,00,580	62,45,427	71,03,315	64,51,355	61,75,364
Sodium silicate . . . . .	36,637	41,911	36,865	43,887	29,143	2,31,344	3,34,634	2,96,353	3,42,703	2,34,361
Other sorts . . . . .	26,003	31,773	23,642	26,129	25,446	6,67,743	5,09,437	3,86,714	4,17,339	4,90,444
<b>Total Soda compounds . . . . .</b>	<b>1,490,507</b>	<b>1,523,917</b>	<b>1,653,685</b>	<b>1,507,448</b>	<b>1,514,844</b>	<b>1,12,35,331</b>	<b>1,13,31,770</b>	<b>1,21,33,999</b>	<b>1,16,90,937</b>	<b>1,20,64,619</b>
Sulphur (Brimstone) . . . . .	337,074	300,965	409,060	353,394	311,673	19,93,801	15,94,584	20,40,940	18,34,291	16,09,743
<b>Zinc Compounds—</b>										
Chloride . . . . .	23,291	17,316	26,770	23,561	35,313	4,12,310	2,34,320	3,37,795	2,69,241	3,35,506
Others . . . . .	335	333	841	3,133	7,552	9,911	6,626	12,962	22,570	42,362
<b>Total Zinc Compounds . . . . .</b>	<b>23,626</b>	<b>17,649</b>	<b>27,611</b>	<b>26,694</b>	<b>42,865</b>	<b>4,22,221</b>	<b>2,40,946</b>	<b>3,50,757</b>	<b>2,91,811</b>	<b>4,27,868</b>
Other sorts of chemicals value . . . . .	—	—	—	—	—	55,94,413	44,54,919	52,42,466	48,76,549	46,88,007
<b>Total Chemicals and Chemical preparations, etc. . . . .</b>	<b>—</b>	<b>—</b>	<b>—</b>	<b>—</b>	<b>—</b>	<b>2,63,98,106</b>	<b>2,47,94,207</b>	<b>2,78,73,632</b>	<b>2,61,22,417</b>	<b>2,56,97,243</b>
China clay . . . . . Cwts.	533,795	298,756	499,008	239,752	393,674	18,50,973	9,67,426	15,15,346	7,03,211	9,14,143
Chinese and Japanese ware (including lacquered-ware, but excluding earthenware and porcelain) . . . . . value	—	—	—	—	—	77,312	64,201	61,345	70,066	35,111
<b>Clocks and Watches and parts thereof—</b>										
Clocks and time-pieces No.	376,064	448,341	414,797	343,996	245,373	17,36,659	18,72,337	17,33,823	13,56,921	8,70,506
Watches . . . . .	254,132	281,141	226,422	117,377	91,744	8,99,539	7,97,926	5,34,230	2,63,913	1,95,154
Parts of clocks and watches . . . . . value	—	—	—	—	—	85,923	89,794	79,391	65,366	55,252
<b>Total Clocks and Watches, etc. . . . .</b>	<b>—</b>	<b>—</b>	<b>—</b>	<b>—</b>	<b>—</b>	<b>27,22,121</b>	<b>27,60,557</b>	<b>23,47,449</b>	<b>16,86,200</b>	<b>11,20,912</b>
<b>Coal and Coke—</b>										
Coal . . . . . Tons	262,997	170,557	224,226	155,683	55,619	58,48,244	32,96,166	41,44,369	28,23,595	11,22,306
Coke . . . . .	10,821	19,935	12,763	22,366	12,144	4,00,351	6,14,053	4,09,633	6,40,572	3,05,082
<b>Total Coal and Coke . . . . .</b>	<b>273,818</b>	<b>190,492</b>	<b>236,989</b>	<b>178,049</b>	<b>67,763</b>	<b>62,48,595</b>	<b>39,10,224</b>	<b>45,54,002</b>	<b>34,64,167</b>	<b>14,27,388</b>
Coffee, other than roasted or ground . . . . . Cwts.	47,301	44,926	57,153	42,591	4,793	24,06,779	25,34,333	31,64,244	22,64,581	2,27,049
<b>Coir—</b>										
Unmanufactured . . . . . Tons	656	729	939	726	670	98,572	94,949	1,08,039	62,184	59,433
Manufactured (excluding rope and belting) . . . . .	80	75	42	45	37	19,654	15,013	11,694	12,521	9,177
<b>Total Coir . . . . .</b>	<b>736</b>	<b>804</b>	<b>981</b>	<b>771</b>	<b>707</b>	<b>1,18,226</b>	<b>1,09,962</b>	<b>1,19,733</b>	<b>74,705</b>	<b>68,610</b>
Coral . . . . . lbs.	17,786	23,114	15,092	4,333	41,522	45,454	31,469	15,941	11,376	10,237
Cordage and Rope of vegetable fibre (excluding jute and cotton) . . . . . Cwts.	16,112	19,274	26,029	21,733	19,396	9,54,007	9,01,643	11,99,071	9,35,143	7,31,745
Cork manufactures . . . . .	4,579	4,799	3,302	5,236	4,932	3,32,962	3,90,405	2,93,077	4,34,104	3,17,406
<b>Cutlery—</b>										
Pruning knives . . . . . value	—	—	—	—	—	2,20,574	2,34,463	2,30,331	2,23,272	1,07,457
Other kinds . . . . .	—	—	—	—	—	36,29,053	34,02,794	39,09,305	23,31,356	19,61,310
<b>Total Cutlery . . . . .</b>	<b>—</b>	<b>—</b>	<b>—</b>	<b>—</b>	<b>—</b>	<b>38,49,627</b>	<b>36,37,257</b>	<b>41,40,636</b>	<b>25,54,628</b>	<b>20,68,767</b>
<b>Drugs and Medicines (excluding chemicals and narcotics)—</b>										
Aloes . . . . . Cwts.	1,004	952	1,304	1,165	770	25,543	22,944	35,940	23,534	13,303
Araucaria . . . . .	3,236	3,612	3,912	5,070	4,334	1,14,532	2,03,343	1,41,343	1,64,422	1,39,504

## No. 10—continued

## TOTAL IMPORTS of ARTICLES of BRITISH and FOREIGN MERCHANDISE—continued

ARTICLES	QUANTITY					VALUE				
	1927-28	1928-29	1929-30	1930-31	1931-32	1927-28	1928-29	1929-30	1930-31	1931-32
<b>Drugs and Medicines (excluding chemicals and narcotics)—contd.</b>						R	R	R	R	R
Camphor . . . . . Lbs.	1,373,701	1,612,356	1,833,231	1,769,757	1,932,642	25,93,177	27,79,031	31,56,532	26,93,149	23,84,812
Cocaine . . . . . Ounces	1,157	1,259	1,049	1,133	856	17,622	13,476	13,543	19,662	16,311
Codliver oil . . . . . Lbs.	75,638	90,602	97,573	60,826	70,879	99,435	1,30,700	95,766	72,105	30,122
Morphia . . . . . Ounces	1,111	1,800	1,102	582	928	22,792	27,782	23,675	16,484	16,166
Preparations of opium and morphia . . . . . Value	—	—	—	—	—	1,12,127	1,03,782	89,949	96,626	70,315
Proprietary and patent medicines . . . . . "	—	—	—	—	—	29,26,782	42,83,667	43,56,294	42,90,562	46,14,887
Quinine salts—										
Quinine sulphate or bisulphate . . . . . Lbs.	83,630	90,592	92,006	76,327	78,303	16,02,260	16,82,535	19,16,974	15,21,969	17,18,480
Quinine hydrochloride or dihydrochloride . . . . . "	12,213	14,557	15,540	12,556	11,831	3,80,159	4,10,020	4,74,660	3,52,613	3,77,059
Other sorts . . . . . "	17,788	23,127	21,491	17,822	20,372	3,59,767	3,54,520	4,23,527	4,13,739	4,69,830
<b>Total Quinine Salts . . . . . "</b>	<b>113,637</b>	<b>133,276</b>	<b>129,037</b>	<b>106,705</b>	<b>111,056</b>	<b>23,42,186</b>	<b>24,47,075</b>	<b>28,75,161</b>	<b>22,88,371</b>	<b>26,65,369</b>
Saccharine . . . . . "	17,951	29,527	35,168	21,400	42,609	68,037	1,12,652	1,56,395	1,02,404	2,05,096
Sarsaparilla and preparations thereof . . . . . Value	—	—	—	—	—	37,307	30,879	38,960	31,141	43,150
Storax, including liquid storax (rose melloe) . . . . . Lbs.	110,899	183,947	127,046	102,183	106,440	29,775	56,769	33,497	30,399	31,346
Other sorts of drugs and medicines . . . . . Value	—	—	—	—	—	1,14,38,753	99,85,164	1,11,03,347	95,89,046	84,19,157
<b>Total Drugs and Medicines . . . . . "</b>	<b>—</b>	<b>—</b>	<b>—</b>	<b>—</b>	<b>—</b>	<b>1,98,28,088</b>	<b>2,02,12,060</b>	<b>2,26,25,377</b>	<b>1,93,98,596</b>	<b>1,91,11,043</b>
<b>Dyeing and Tanning substances—</b>										
Barks for tanning . . . . . Cwts.	173,011	236,990	259,093	203,634	215,937	17,48,242	25,67,579	18,79,619	13,97,519	13,01,556
Cochineal . . . . . "	2,527	2,021	2,261	1,313	1,351	5,28,343	5,97,778	5,20,615	3,35,810	2,00,658
Cutch and gambler . . . . . "	35,431	35,581	44,582	33,985	36,442	3,88,000	7,70,748	9,56,467	8,09,202	6,89,018
<b>Dyes obtained from coal tar—</b>										
Alizarine—										
Dry—										
Not exceeding 40 per cent. (a) . . . . . Lbs.	—	—	—	17,313	10,230	—	—	—	17,036	13,646
Over 40 per cent. but not exceeding 50 per cent.,, . . . . . "	—	—	—	2,600	560	—	—	—	3,652	1,648
Over 50 per cent. but not exceeding 60 per cent. (a) . . . . . "	—	—	—	2,600	..	—	—	—	3,976	..
Over 60 per cent. but not exceeding 70 per cent. (a) . . . . . "	—	—	—	2,000	..	—	—	—	3,604	..
Over 70 per cent. but not exceeding 80 per cent. (a) . . . . . "	—	—	—	1,674	2,120	—	—	—	4,525	4,138
Over 80 per cent. (a) . . . . . "	—	—	—	1,652	3,920	—	—	—	4,653	9,867
Moist—										
Not exceeding 10 per cent. (a) . . . . . "	—	—	—	..	..	—	—	—	..	..
Over 10 per cent. but not exceeding 16 per cent. (a) . . . . . "	—	—	—	274,430	280,521	—	—	—	1,02,374	1,32,463
Over 16 per cent. but not exceeding 20 per cent. (a) . . . . . "	—	—	—	2,237,065	2,409,123	—	—	—	9,87,841	11,96,994
Over 20 per cent. (a) . . . . . "	—	—	—	701,553	505,434	—	—	—	5,12,399	4,63,225
<b>Total Alizarine . . . . . "</b>	<b>5,172,731</b>	<b>5,686,046</b>	<b>5,327,655</b>	<b>3,241,237</b>	<b>3,211,913</b>	<b>32,91,329</b>	<b>30,75,734</b>	<b>27,07,233</b>	<b>16,39,965</b>	<b>18,26,976</b>
Aniline . . . . . "	13,156,123	13,650,335	13,319,441	12,313,809	13,035,228	1,79,04,324	1,90,45,703	1,60,34,934	1,81,12,671	1,89,70,301
Others . . . . . "	135,954	254,703	499,132	490,936	693,128	4,32,907	6,77,949	9,90,499	10,36,043	14,63,115
Indigo, synthetic (b) . . . . . Cwts.	118	261	514	9,765	(b)931,088	19,774	41,780	72,877	14,65,547	11,70,578
Myrobalan extracts . . . . . "	572	95	46	78	28	11,401	1,216	593	854	314
Saffron . . . . . Lbs.	57,038	55,755	52,910	49,902	39,239	12,90,320	13,12,686	9,59,964	8,72,073	9,28,125
Other sorts (including lac-dye) . . . . . Cwts.	6,505	10,099	7,506	6,413	3,837	3,40,441	2,39,953	2,07,859	2,30,605	3,08,593
<b>Total Dyeing and Tanning substances . . . . . Value</b>	<b>—</b>	<b>—</b>	<b>—</b>	<b>—</b>	<b>—</b>	<b>2,64,55,147</b>	<b>2,83,31,131</b>	<b>2,43,30,710</b>	<b>2,59,00,300</b>	<b>2,67,64,739</b>
<b>Earthenware and Porcelain—</b>										
<b>Earthenware—</b>										
Pipes of earthenware . . . . . Cwts.	6,896	8,446	6,076	3,367	706	50,596	53,703	32,198	23,826	6,388
Sanitary ware . . . . . Value	—	—	—	—	—	6,38,124	7,95,336	7,73,642	6,53,319	7,05,463
Other kinds . . . . . "	—	—	—	—	—	37,29,438	32,44,750	32,34,614	19,76,953	14,14,170
<b>Porcelain—</b>										
Electrical . . . . . "	—	—	—	—	—	1,65,791	1,43,131	1,71,956	1,53,882	1,27,627
Other kinds . . . . . "	—	—	—	—	—	34,86,921	30,72,374	30,21,175	10,93,159	15,82,902
<b>Total Earthenware and Porcelain . . . . . "</b>	<b>—</b>	<b>—</b>	<b>—</b>	<b>—</b>	<b>—</b>	<b>80,70,370</b>	<b>73,09,294</b>	<b>72,33,535</b>	<b>43,16,139</b>	<b>33,36,055</b>
Electroplated ware . . . . . "	—	—	—	—	—	7,14,034	3,41,957	6,31,174	3,35,525	2,99,342
Fireworks . . . . . Lbs.	3,926,214	4,612,916	4,590,936	2,256,744	1,127,909	14,43,861	17,55,037	16,18,135	8,24,668	4,61,029

(a) Separately recorded from 1930-31.  
(b) Quantity shown in Lbs. from 1931-32.

ABSTRACT TABLES  
IMPORTS

( 34 )

No. 10—continued

TOTAL IMPORTS of ARTICLES of BRITISH and FOREIGN MERCHANDISE—continued

ARTICLES	QUANTITY					VALUE				
	1927-28	1928-29	1929-30	1930-31	1931-32	1927-28	1928-29	1929-30	1930-31	1931-32
						₹	₹	₹	₹	₹
Fish (excluding canned fish)— Fish, dry, unsalted . Cwts.	5,602	8,940	4,937	9,314	7,072	2,13,840	1,29,096	1,73,167	1,83,311	97,250
"    "    salted . . . "	105,526	74,734	80,105	75,220	63,590	29,07,026	20,34,645	21,12,034	19,08,767	9,81,656
Fishmaws and sharkfins . . "	4,444	3,896	3,242	3,599	8,010	40,935	52,504	53,043	40,427	93,404
Fish, wet, salted (ngapi) . . "	36,562	22,346	17,923	14,759	5,776	4,65,987	2,43,921	1,52,636	1,23,546	36,457
"    other sorts . . . "	1,080	1,732	3,329	2,033	2,835	69,441	1,15,101	1,40,404	1,30,080	1,33,396
Total Fish . . . "	153,223	111,648	109,541	104,925	87,383	36,97,379	25,76,167	26,31,274	23,86,131	13,42,162
Fodder, Bran, and Pollards (excluding oilcake) . . . "	29,854	37,769	57,041	51,880	51,134	1,24,741	1,46,322	2,16,056	2,04,709	1,64,009
Fruits and Vegetables— Fresh fruits and vegetables— Fresh fruits— Coconuts . . . No.	13,237,344	10,530,359	10,932,368	9,893,496	11,691,290	10,53,763	7,86,271	8,51,231	7,93,290	6,27,522
Others . . . Value	—	—	—	—	—	4,60,567	5,03,553	6,67,244	7,92,717	9,29,223
Fresh vegetables of all kinds . . . "	—	—	—	—	—	9,87,595	13,23,352	13,41,143	14,30,054	11,06,497
Fruits and vegetables: dried, salted, or pre- served, not being canned or bottled— Almonds . . . Tons	5,591	5,526	5,474	4,291	3,203	49,14,743	46,41,912	45,57,334	32,14,496	21,51,426
Currants and rais- ins . . . "	750	904	891	1,138	1,117	2,43,300	2,90,125	2,75,245	3,08,739	2,87,047
Dates . . . "	64,531	49,139	56,067	55,545	54,587	1,03,71,860	80,05,377	86,90,322	64,96,736	63,57,511
Other sorts . . . "	7,306	4,825	7,866	8,425	11,594	16,56,378	12,83,793	14,03,339	17,72,153	19,37,947
Total Fruits and Vege- tables . . . Value	—	—	—	—	—	2,01,93,711	1,63,39,333	1,82,36,353	1,43,53,785	1,34,47,173
Furniture and Cabinetware— Bedsteads . . . Value	—	—	—	—	—	5,86,374	5,63,530	5,63,003	3,34,057	2,61,467
Furniture of wood (other than bed- steads) . . . "	—	—	—	—	—	3,31,609	6,57,533	3,79,204	7,74,095	5,44,606
Furniture of other ma- terials (other than bedsteads) . . . "	—	—	—	—	—	9,70,519	14,37,299	15,51,115	10,48,253	7,66,436
Mouldings . . . "	—	—	—	—	—	6,72,353	9,89,226	7,78,064	5,65,723	4,38,211
Total Furniture and Cabinetware . . . "	—	—	—	—	—	30,61,360	36,97,338	37,66,476	27,72,733	20,10,720
Gelatine . . . . Cwts.	1,293	1,109	940	1,232	984	1,16,395	1,04,933	96,605	1,03,663	93,003
Glass and Glassware— Bangles . . . Value	—	—	—	—	—	89,51,385	76,76,433	85,23,069	49,90,396	34,51,100
Beads and false pearls Cwts.	30,774	34,330	37,307	19,022	15,497	26,62,350	30,41,520	30,61,106	15,71,774	9,43,397
Bottles and phials— Sodawater bottles . Gross	46,415	53,166	62,105	33,862	33,303	12,09,214	13,53,233	15,44,937	9,93,447	9,29,246
Others . . . "	469,773	527,861	640,893	577,236	422,596	20,91,954	22,60,666	24,04,453	20,01,055	14,79,375
Funnels, globes and glass parts of lamps Value	—	—	—	—	—	22,19,977	19,53,314	21,03,373	12,25,756	7,49,770
Scientific glassware . . "	—	—	—	—	—	1,72,576	1,65,746	1,33,539	1,43,473	1,18,591
Sheet and plate . Sqr. feet	23,425,399	23,331,525	22,194,525	19,303,653	15,746,674	29,86,137	29,63,355	30,97,395	23,37,549	19,72,300
Tableware (including decanters, tumblers, etc.) . . . Value	—	—	—	—	—	9,40,457	10,93,353	13,23,566	9,45,539	5,90,562
Other glassware . . . "	—	—	—	—	—	36,03,401	32,26,350	29,91,630	22,18,646	19,62,363
Total Glass and Glassware . . . "	—	—	—	—	—	2,48,40,350	2,37,49,430	2,51,93,163	1,64,77,940	1,21,97,209
Glue . . . . Cwts.	13,902	20,131	22,703	13,925	19,003	4,44,367	7,24,432	8,50,116	7,62,299	6,26,763
Grain, Pulse and Flour— Barley . . . Tons	73	37	311	166	80	14,197	6,343	33,749	14,623	9,944
Beans (dry) . . . "	1,075	2,533	2,435	12,225	6,223	1,99,736	4,37,521	4,20,747	17,75,376	3,03,423
Gram . . . . "	39	72	70	115	16	5,915	9,241	12,609	14,553	1,463
Jowar and Bajra . . . "	347	359	3,663	292	7	43,455	47,339	6,10,393	35,290	716
Pulse . . . . "	3,832	9,673	11,425	22,563	11,023	7,93,075	17,65,574	20,50,907	33,14,646	13,60,111
Rice in the husk . . . "	12,992	44,493	725	1,571	9,042	14,27,011	43,90,330	1,03,605	1,23,744	5,71,036
"    not in the husk . . . "	68,954	125,426	5,635	7,445	17,931	92,14,304	1,79,32,516	3,04,950	7,97,724	16,19,397
"    flour . . . . "	1	..	..	..	1	515	146	134	13	34
Wheat . . . . "	69,203	561,913	357,036	232,034	111,269	1,09,13,103	3,16,95,629	4,93,10,333	2,14,52,746	73,01,139
"    flour in bags . . . "	144	135	122	120	34	34,139	31,631	27,193	19,509	5,230
Other sorts . . . . "	4,177	3,026	2,978	373	724	4,12,097	4,64,462	3,22,056	1,13,903	32,432
Total Grain, Pulse and Flour . . . "	169,397	747,677	334,443	277,412	153,360	2,30,70,997	10,72,30,317	5,42,05,036	2,31,62,637	1,17,60,525



## No. 10—continued

## TOTAL IMPORTS of ARTICLES of BRITISH and FOREIGN MERCHANDISE—continued

ARTICLES	QUANTITY					VALUE				
	1927-28	1928-29	1929-30	1930-31	1931-32	1927-28	1928-29	1929-30	1930-31	1931-32
						₹	₹	₹	₹	₹
Graphite crucibles . . . Cwts	8,814	8,765	8,888	8,226	4,010	1,82,500	1,93,519	1,68,694	1,54,172	1,89,748
Gums and Resins—										
Arabic . . . . . "	5,810	14,904	10,638	8,977	4,504	1,86,767	3,62,018	2,99,448	2,38,010	1,08,898
Benjamin . . . . . "	20,544	18,017	18,789	16,918	18,241	9,59,426	9,78,115	10,27,874	8,74,578	9,12,572
Dammer (Resins) . . . . . "	65,488	39,450	36,857	30,052	34,757	5,01,827	3,04,196	2,89,331	2,33,880	2,08,917
Olibanum or frankincense . . . . . "	20,492	18,723	34,208	23,072	18,056	2,74,656	2,84,740	4,48,004	2,90,420	1,85,043
Rosin . . . . . "	27,890	36,830	48,472	48,676	33,817	3,61,225	3,71,488	4,90,708	4,71,114	2,73,938
Other sorts . . . . . "	48,899	62,590	63,904	48,199	30,866	16,98,719	15,99,103	16,40,238	9,98,857	6,75,685
Total Gums and Resins . . . . . "	189,118	190,582	212,868	180,889	189,741	39,32,620	38,94,605	41,96,098	31,06,859	24,25,008
Hair and manufactures of										
Hair—										
Hair of all kinds . . . . . "	1,601	1,654	1,393	983	1,869	50,356	62,979	64,469	54,034	38,044
Manufactures of Hair (other than toilet requisites) . . . . . Value	—	—	—	—	—	17,368	14,378	20,703	59,166	8,198
Total Hair and manufactures of Hair . . . . . "	—	—	—	—	—	67,724	77,352	85,172	1,13,200	41,242
Hardware, excluding Cutlery and Electroplated ware—										
Agricultural implements . . . . . "	—	—	—	—	—	18,59,189	14,17,531	18,69,608	8,70,596	5,52,733
Buckets of tinned or gal- vanised iron . . . . . "	—	—	—	—	—	2,00,895	1,78,522	1,94,588	1,36,152	57,239
Builders' hardware, such as locks, hinges, door bolts, etc. . . . . "	—	—	—	—	—	34,16,619	35,41,467	40,16,316	32,85,778	24,59,804
Domestic hardware, other than enamelled iron ware . . . . . "	—	—	—	—	—	12,19,895	12,97,207	12,80,908	10,23,935	8,21,582
Enamelled ironware . . . . . "	—	—	—	—	—	36,79,408	42,17,374	31,76,932	23,64,823	15,04,127
Gas mantles . . . . . "	—	—	—	—	—	7,55,835	6,60,471	8,41,408	6,23,462	3,92,823
Implements and tools, other than agricultural implements and ma- chine tools . . . . . "	—	—	—	—	—	76,70,142	76,76,396	71,39,013	49,22,327	35,13,783
Lamps, metal . . . . . No.	6,268,140	6,469,788	5,955,954	3,916,899	2,459,308	81,04,449	81,84,787	78,01,633	51,70,662	30,86,707
Lamps, glass . . . . . "	56,659	29,200	23,252	22,557	24,545	58,876	46,742	21,729	24,791	35,025
Parts of lamps, other than glass . . . . . Value	—	—	—	—	—	9,89,310	8,54,530	9,76,232	5,14,173	4,43,383
Safes and strong boxes of metal . . . . . No.	5,272	4,245	4,456	1,945	849	3,28,876	1,90,494	1,74,253	1,28,582	40,009
Stoves . . . . . "	264,345	232,445	274,061	168,133	124,472	10,03,561	9,18,851	10,45,749	5,81,703	4,65,044
Other sorts . . . . . Value	—	—	—	—	—	2,31,55,138	2,31,84,821	2,26,26,469	1,63,76,337	1,27,10,199
Total Hardware, excluding Cutlery and Electroplated ware . . . . . "	—	—	—	—	—	5,24,42,193	5,23,28,193	5,06,64,838	3,60,23,321	2,60,91,413
Hides and Skins, raw—										
Hides, raw . . . . . { Tons	689	608	771	510	879	9,58,664	6,77,384	7,72,157	2,56,269	4,39,518
. . . . . { no.	—307,243	—199,735	—233,943	—95,939	—100,918	—	—	—	—	—
Skins, " . . . . . { Tons	1,374	1,396	1,675	1,088	1,033	17,94,144	17,00,093	23,21,934	11,31,552	10,03,409
. . . . . { no.	—1,474,461	—1,608,701	—1,704,269	—1,022,190	—1,233,343	—	—	—	—	—
Total Hides and Skins, raw . . . . . { Tons	2,063	2,002	2,446	1,598	1,812	27,52,808	23,77,477	30,94,091	13,87,821	14,42,727
. . . . . { no.	—1,781,704	—1,808,526	—1,938,212	—1,118,129	—1,334,261	—	—	—	—	—
Hops* . . . . . Cwts	1,076	1,307	1,640	974	828	1,52,553	1,50,208	1,45,237	71,824	60,457
Horn tips and pieces of horn . . . . . "	165	100	132	68	128	2,894	631	1,157	2,237	276
Instruments, Apparatus, and Appliances, and parts there- of—										
Electrical, including tele- graph and telephone apparatus not being machinery—										
Electric fans and parts thereof . . . . . Value	—	—	—	—	—	38,90,435	38,44,426	39,70,680	25,82,626	19,50,509
Electric wires and cables— Rubber insulated . . . . . "	—	—	—	—	—	38,23,400	39,95,869	42,30,022	36,90,827	26,97,854
Insulations, other than rubber . . . . . "	—	—	—	—	—	35,46,296	30,36,913	43,21,516	43,80,020	22,54,966
Telegraph and tele- phone wires and cables . . . . . "	—	—	—	—	—	72,185	1,75,731	85,089	2,87,910	95,142
Bare copper wire (elec- trolytic) other than telegraph and tele- phone wires (b) . . . . . Cwts.	—	—	—	44,932	25,709	20,99,141	27,25,464	23,98,081	21,85,172	9,82,425
Total Electric wires and cables . . . . . Value.	—	—	—	—	—	90,41,022	99,33,977	1,15,29,708	1,05,43,959	60,30,387
Telegraph and telephone instruments, and ap- paratus . . . . . "	—	—	—	—	—	5,87,500	5,24,986	5,43,946	4,97,581	5,23,065
Electric lamps and parts thereof—										
Electric glow lamps (a) No.	4,942,525	8,595,608	—	—	—	25,93,301	30,07,829	—	—	—

\* Free of duty.

(a) Shown under separate heads from 1929-30.

(b) Quantity recorded from 1930-31.

IMPORTS

No. 10—continued

TOTAL IMPORTS of ARTICLES of BRITISH and FOREIGN MERCHANDISE—continued

ARTICLES	QUANTITY					VALUE				
	1927-28	1928-29	1929-30	1930-31	1931-32	1927-28	1928-29	1929-30	1930-31	1931-32
						₹	₹	₹	₹	₹
Instruments, Apparatus, and Appliances, and parts thereof—continued										
Electrical, including telegraph and telephone apparatus not being machinery—continued										
Flashlights including torchlights, pocket lamps, etc. (b) . . . . . No.	—	—	1,043,641	447,705	—	—	—	11,67,181	7,61,868	—
Automobile lighting lamps (b) . . . . . "	—	—	695,747	614,777	—	—	—	1,33,440	1,19,510	—
Standard lighting lamps (b) . . . . . "	—	—	4,394,482	4,201,989	—	—	—	26,02,981	24,59,057	—
Electric glow lamps—(a)										
Gas filled electric bulbs (c) . . . . . "	—	—	—	—	1,415,331	—	—	—	—	15,81,433
Vacuum electric bulbs (c) . . . . . "	—	—	—	—	4,122,897	—	—	—	—	16,17,393
Electric bulbs for automobiles (c) . . . . . "	—	—	—	—	607,371	—	—	—	—	1,16,765
Electric bulbs for torches (c) . . . . . "	—	—	—	—	3,144,428	—	—	—	—	2,21,682
Wireless valves (c) . . . . . "	—	—	—	—	10,175	—	—	—	—	42,429
Electric lamps, other sorts . . . . . "	707,802	1,705,141	82,024	54,609	476,358	9,42,478	11,73,376	1,52,135	92,627	5,41,135
Parts and accessories of electric lamps . . . . . Value	—	—	—	—	—	4,14,043	6,93,715	24,54,953	24,74,499	12,32,812
Batteries . . . . . "	—	—	—	—	—	11,00,231	13,06,499	13,68,968	12,81,576	11,16,855
Carbons, electric (including furnace electrodes) . . . . . "	—	—	—	—	—	1,22,396	1,34,954	2,92,906	2,58,270	2,81,932
Accumulators (including parts) . . . . . "	—	—	—	—	—	22,19,373	19,91,427	25,83,583	18,43,083	8,54,708
Condensers, electric . . . . . "	—	—	—	—	—	22,998	23,697	1,700	4,859	5,236
Electric bell apparatus (not telegraphic or telephonic) . . . . . "	—	—	—	—	—	11,064	17,496	15,585	11,754	12,534
Electric lighting accessories and fittings (including switches) . . . . . "	—	—	—	—	—	15,54,597	16,93,294	16,59,582	9,45,422	7,02,367
Electrical instruments (other than telegraphic and telephonic)—Meters . . . . . "	—	—	—	—	—	6,68,867	7,23,332	9,31,235	6,72,365	6,51,055
Others . . . . . "	—	—	—	—	—	3,19,790	4,15,461	3,49,998	2,33,467	1,95,736
Electro-medical apparatus (including X-ray apparatus) . . . . . "	—	—	—	—	—	1,86,098	3,70,706	4,27,951	3,08,612	2,70,440
Switch boards (other than telegraph and telephone) . . . . . "	—	—	—	—	—	5,00,476	4,79,823	2,90,029	3,23,365	2,67,354
Electrical goods and apparatus not enumerated . . . . . "	—	—	—	—	—	46,74,025	49,49,916	57,00,349	55,95,535	39,90,930
Total Instruments, Electrical, including telegraphic and Telephonic apparatus not being machinery . . . . . "	—	—	—	—	—	2,33,49,247	3,12,95,414	3,60,95,363	3,10,60,535	2,22,97,722
Musical—										
Organs and Harmoniums, complete . . . . . No.	367	299	264	135	124	39,460	37,033	57,365	20,147	20,660
Pianos and Piano players, complete . . . . . "	297	293	264	203	120	2,34,651	2,43,189	2,11,542	1,32,542	72,794
Talking machines and accessories—										
Talking machines . . . . . "	12,613	11,595	16,161	12,705	11,436	4,18,485	4,17,510	6,08,149	5,02,356	4,16,219
Records . . . . . "	116,429	323,494	726,018	561,707	459,243	1,52,217	2,37,770	3,93,586	7,14,623	4,51,213
Accessories . . . . . Value	—	—	—	—	—	6,35,703	5,41,905	9,58,081	5,05,854	6,97,568
Other sorts, including parts of musical instruments . . . . . "	—	—	—	—	—	8,06,052	9,26,992	8,12,589	6,82,902	5,90,175
Total Musical Instruments . . . . . "	—	—	—	—	—	22,36,568	24,54,399	35,41,812	25,58,429	22,48,623
Optical . . . . . "	—	—	—	—	—	7,99,033	11,13,305	8,06,331	6,49,175	5,97,203
Photographic—										
Cinematograph films—										
Raw . . . . . Length in feet	12,372,093	19,161,293	21,500,579	23,309,211	22,346,043	5,39,355	8,60,473	8,49,321	11,07,665	8,96,722
Exposed . . . . . "	10,372,238	10,792,341	10,247,051	10,179,699	9,979,362	20,23,975	19,81,911	19,08,341	19,60,495	17,10,000
Total Cinematograph films ? . . . . . "	22,744,331	29,953,634	31,747,630	33,488,910	31,325,405	26,18,330	28,42,389	27,55,662	30,68,160	26,06,723
Photographic, other than cinematograph films . . . . . Value	—	—	—	—	—	22,63,459	30,37,461	31,42,981	30,82,487	31,58,552
Scientific and philosophical . . . . . "	—	—	—	—	—	21,99,766	21,84,551	18,23,391	16,54,025	13,94,084
Surgical . . . . . "	—	—	—	—	—	22,36,470	20,38,913	21,93,545	17,55,363	14,19,724
Wireless apparatus . . . . . "	—	—	—	—	—	15,66,713	14,37,459	7,31,774	7,63,357	9,33,330
Other kinds . . . . . "	—	—	—	—	—	22,32,165	27,12,362	27,18,105	31,55,346	22,58,610
Total Instruments, Apparatus, and Appliances, and parts thereof . . . . . "	—	—	—	—	—	4,46,51,751	4,91,71,313	5,38,19,964	4,77,46,377	3,69,19,581
Ivory—										
Unmanufactured . . . . . Lbs.	276,526	218,374	199,526	206,494	158,319	20,68,572	17,24,268	14,51,306	13,77,050	10,85,558
Manufactured . . . . . Value	—	—	—	—	—	46,979	28,762	23,411	21,976	12,724
Total Ivory . . . . . "	—	—	—	—	—	21,15,551	17,53,030	14,75,217	13,99,026	10,48,282

\* Inclusive of imports by postal packets referred to Collector of Customs for assessment.  
 (a) Shown under revised sub-heads from 1931-32.  
 (b) Shown under revised classification from 1931-32.  
 (c) Separately recorded from 1931-32.

No. 10—continued

## TOTAL IMPORTS of ARTICLES of BRITISH and FOREIGN MERCHANDISE—continued

ARTICLES	QUANTITY					VALUE				
	1927-28	1928-29	1929-30	1930-31	1931-32	1927-28	1928-29	1929-30	1930-31	1931-32
<b>Jewellery (excluding imitation Jewellery, and precious stones and pearls, uncut), also plate of gold and silver—</b>						R	R	R	R	R
Jewellery* . . . Value	—	—	—	—	—	10,53,103	9,13,870	20,56,489	34,53,887	18,49,021
Plate of gold and silver . . .	—	—	—	—	—	6,70,869	6,48,047	5,68,423	4,80,309	5,68,818
Total Jewellery, also plate of gold and silver . . .						17,23,972	15,61,917	26,24,917	39,34,196	19,17,839
<b>Lao—</b>										
Stick and seed . . . Cwts.	23,334	22,273	76,746	23,305	7,178	21,04,604	16,21,687	50,94,448	8,04,179	1,76,810
Shell and button . . .	89	104	92	85	11	7,006	9,524	8,042	2,975	[1,296
Other kinds (excluding lao-dye) . . .	6	14	20	..	1	521	665	1,350	..	118
Total Lao . . .	23,429	22,391	76,858	23,340	7,185	21,12,781	16,31,876	51,03,840	8,07,154	1,78,233
<b>Leather—</b>										
Hides, tanned or dressed . Tons	98	118	104	60	46	3,53,413	3,39,547	3,37,898	2,58,966	1,48,606
Skins " " " " " "	28	35	99	40	65	3,73,995	5,07,208	7,31,240	5,22,499	7,97,600
Unwrought . . . Cwts.	6,719	5,870	13,200	10,064	4,319	11,89,642	12,01,566	12,59,633	8,15,022	4,58,068
Leather cloth (including artificial leather) . sq. yds.	238,529	281,021	419,672	417,240	440,653	4,14,087	4,13,495	5,87,574	3,62,478	4,04,708
<b>Manufactures (excluding boots and shoes and belting for machinery)—</b>										
Bags and trunks . . . Cwts.	467	432	424	372	216	1,58,340	1,63,908	1,43,963	85,930	95,714
Pickers . . . " "	4,750	4,710	4,174	3,190	2,953	9,27,801	8,46,005	7,09,335	4,51,167	4,61,313
Picking bands and straps . . . " "	3,470	3,231	3,763	3,234	3,426	8,37,194	8,33,340	8,99,469	7,17,026	7,18,661
Roller skins . . . " "	762	661	640	1,175	755	8,57,925	6,80,191	7,37,734	7,01,223	7,12,244
Saddlery and harness . . .	671	384	192	209	150	1,97,316	1,47,988	83,117	75,222	63,837
Other sorts . . . " "	13,421	25,092	37,155	25,432	21,429	11,18,855	12,56,223	12,30,718	3,37,470	6,84,659
Total Leather . Value	—	—	—	—	—	64,28,568	63,93,526	68,35,681	43,27,903	45,45,455
<b>Liquors, including denatured and perfumed spirits—</b>										
<b>Ale, beer and porter—</b>										
Ale and beer (in bottle) liq. Gals.	2,683,577	2,653,950	2,936,316	2,777,681	2,245,296	71,54,145	70,06,002	77,67,435	72,63,167	52,53,769
Ale and beer (in bulk) "	1,583,448	1,552,099	1,713,384	1,653,461	1,352,059	33,31,019	23,38,293	25,57,538	23,36,246	13,39,402
Stout and porter (in bottle) "	190,642	143,363	181,147	142,971	110,605	8,57,400	6,03,933	7,63,916	5,88,019	4,48,548
Stout and porter (in bulk) "	29,513	20,990	27,679	36,002	16,802	44,397	29,541	39,309	42,349	20,645
Total Ale, beer and porter "	4,487,178	4,370,402	4,863,526	4,610,115	3,724,762	1,04,36,931	1,00,27,769	1,11,23,498	1,02,29,781	76,12,364
Cider and other fermented liquors . . . "	12,636	12,242	11,936	8,248	7,155	75,062	74,091	67,578	40,197	39,337
<b>Spirit—</b>										
Brandy . . . " "	425,693	423,160	433,390	346,903	153,085	46,40,547	45,62,356	46,83,842	39,21,440	18,31,233
Gin . . . " "	114,108	113,374	121,423	126,748	80,926	10,67,425	10,15,873	10,73,906	11,35,333	7,14,359
Liqueurs . . . " "	10,393	17,860	19,165	14,069	12,501	3,13,679	3,25,856	3,51,605	2,53,335	1,36,870
Rum . . . " "	90,659	64,630	205,922	32,100	22,357	1,92,062	1,57,069	3,20,398	81,182	68,795
Whisky . . . " "	547,359	543,131	545,393	512,619	315,414	92,38,449	91,95,508	92,56,035	87,67,853	52,32,951
Spirit, present in drugs, medicines or chemicals "	141,291	161,935	157,548	119,395	102,923	39,38,959	40,89,554	44,99,541	34,06,793	30,93,736
Spirit, perfumed . . . "	15,079	15,107	13,749	10,158	7,843	12,65,637	12,42,043	11,33,005	7,98,304	5,80,566
<b>Spirit, denatured—</b>										
Imported direct . . . "	20,469	250	74	126	76	13,021	909	393	1,313	490
Denatured at Custom House immediately on arrival before clearance . . . "	390,656	730,723	853,336	1,117,337	1,052,390	12,65,247	9,02,026	9,64,410	11,33,773	9,96,367
Other sorts . . . " "	52,796	46,243	57,404	38,542	22,035	10,70,190	11,41,932	12,62,641	9,32,523	6,39,339
Total Spirit . . .	2,314,503	2,114,923	2,413,909	2,318,062	1,769,450	2,30,16,116	2,26,33,631	2,35,51,281	2,04,62,409	1,35,01,758

\* Inclusive of imports by postal packets referred to Collectors of Customs for assessment.

ABSTRACT TABLES

IMPORTS

No. 10—continued

TOTAL IMPORTS of ARTICLES of BRITISH and FOREIGN MERCHANDISE—continued

ARTICLES	QUANTITY					VALUE				
	1927-28	1928-29	1929-30	1930-31	1931-32	1927-28	1928-29	1929-30	1930-31	1931-32
Liquors, including denatured and perfumed spirits—continued										
Wines—										
Champagne and other sparkling wines Lq. Gals.	29,800	30,994	27,675	20,087	10,764	8,45,688	8,38,330	7,73,018	5,69,107	3,13,362
Port . . . . .	43,917	43,175	39,537	30,429	20,075	5,89,139	5,31,775	4,78,982	3,72,094	3,38,265
Still red wines, other than port Sherry, Madeira, and Marsala	55,430	49,250	50,404	40,833	32,117	3,91,619	3,32,081	3,46,392	2,84,367	1,72,012
Still white wines, other than Sherry, Madeira, and Marsala	29,201	26,651	29,161	26,461	21,786	4,10,646	3,79,950	4,25,984	4,19,442	3,17,945
Other sorts, including Vermouth and Ginger wine.	19,390	17,562	14,662	13,437	8,552	1,52,774	1,36,539	1,38,232	1,12,169	65,244
Total Wines . . . . .	120,403	124,436	128,193	114,832	71,380	7,81,836	7,62,220	7,53,442	6,79,547	4,80,910
Total Liquors . . . . .	304,141	292,068	289,632	246,079	1,04,674	31,71,202	29,80,895	29,16,100	24,37,626	15,32,738
Machinery and Millwork—										
Prime-movers (other than electrical)—										
Locomotives (including those for railways)—										
Oil Engines . . . No.	117	63	57	35	38	3,22,741	3,36,819	2,25,415	1,57,198	1,83,851
Parts of oil engines . Value	—	—	—	—	—	85,439	74,531	85,333	28,185	59,529
Steam Engines . . No.	218	123	146	87	42	16,17,940	13,08,319	15,64,694	7,28,135	4,85,795
Parts of steam engines . Value	—	—	—	—	—	8,01,302	7,68,968	8,59,893	5,57,662	4,40,072
Railway locomotive engines, tenders and parts thereof*	—	—	—	—	—	—	96,17,717	1,96,68,571	1,30,44,379	67,68,476
Others . . . . . Value	—	—	—	—	—	91,243	70,847	2,06,021	99,033	23,807
Other than locomotives—										
Gas Engines . . . No.	94	201	136	78	41	2,27,012	2,20,772	2,68,591	1,77,745	77,667
Parts of gas engines . Value	—	—	—	—	—	70,789	63,045	83,426	82,802	2,40,290
Oil Engines . . . No.	4,274	5,318	6,305	3,500	1,757	94,61,416	1,00,59,671	1,03,77,950	67,53,859	40,57,126
Parts of oil engines . Value	—	—	—	—	—	18,95,014	18,66,524	21,54,589	18,18,772	11,26,419
Steam Engines . . . No.	376	323	252	126	65	33,18,949	37,77,043	19,27,892	10,40,494	5,44,105
Parts of steam engines Value	—	—	—	—	—	23,13,599	13,31,533	34,17,044	13,83,228	5,82,072
Others . . . . .	—	—	—	—	—	91,998	3,45,094	3,24,535	15,15,019	10,34,484
Total Prime-movers, etc. . . . .	—	—	—	—	—	2,08,03,502	3,03,50,338	4,11,64,004	2,73,87,501	1,66,32,193
Electrical machinery of all kinds, not including instruments, Apparatus, Appliances, and parts thereof—										
Control and Switch gear . . . . .	—	—	—	—	—	36,53,016	30,43,590	38,34,665	45,79,269	35,29,422
Generators, alternators, and dynamos . . . . .	—	—	—	—	—	38,06,819	43,05,396	44,01,626	41,96,864	45,97,836
Motors . . . . .	—	—	—	—	—	35,38,026	44,99,666	43,83,844	44,15,602	29,92,030
Transformers . . . . .	—	—	—	—	—	11,61,821	10,91,211	18,59,884	16,25,587	11,34,811
Turbo-generating sets . . . . .	—	—	—	—	—	1,78,987	5,99,863	7,97,165	3,17,012	4,42,212
Others . . . . .	—	—	—	—	—	76,68,632	1,01,51,020	87,90,201	87,64,104	69,29,787
Total Electrical Machinery of all kinds, etc. . . . .	—	—	—	—	—	2,00,05,301	2,36,90,751	2,40,67,385	2,38,98,438	2,16,26,093
Machinery, not being prime-movers or electrical machinery—										
Aerated water making machinery . . . . .	—	—	—	—	—	1,96,078	1,31,300	2,42,326	1,33,296	77,799
Agricultural machinery—										
Agricultural tractors and parts . . . . .	—	—	—	—	—	5,47,559	7,57,371	8,35,506	5,19,724	3,13,358
Ploughs and parts . . . . .	—	—	—	—	—	1,78,924	2,02,632	2,02,401	1,23,013	83,561
Other sorts . . . . .	—	—	—	—	—	4,68,739	4,68,046	4,60,811	2,03,563	1,13,487
Total Agricultural Machinery . . . . .	—	—	—	—	—	11,95,222	14,28,099	14,98,718	8,46,300	5,15,406
Boilers . . . . .	—	—	—	—	—	1,08,95,880	1,15,16,762	1,08,88,699	96,74,553	56,15,811
Boot and shoe manufacturing machinery . . . . .	—	—	—	—	—	27,452	16,459	3,619	26,034	16,917
Leather tanning and curing machinery . . . . .	—	—	—	—	—	53,153	67,417	1,46,371	89,036	47,718
Metal working machinery (including machine tools) . . . . .	—	—	—	—	—	40,79,454	32,98,133	35,73,357	29,97,701	19,23,810

\* Shown under this head from 1923-29, for previous years' figures see under "Railway plant and Rolling stock".

No. 10—continued

## TOTAL IMPORTS of ARTICLES of BRITISH and FOREIGN MERCHANDISE—continued

ARTICLES	QUANTITY					VALUE				
	1927-28	1928-29	1929-30	1930-31	1931-32	1927-28	1928-29	1929-30	1930-31	1931-32
Machinery and Millwork— continued Machinery not being prime- movers or electrical machinery—continued										
Mining machinery—										
Coal . . . Value	—	—	—	—	—	7,72,061	6,56,742	8,16,279	8,24,841	3,01,883
Other sorts . . . "	—	—	—	—	—	1,42,04,669	73,45,226	53,05,447	65,83,138	62,50,759
Total Mining Machinery . . . "	—	—	—	—	—	1,50,66,730	80,01,968	61,21,726	74,07,979	65,52,142
Oil crushing and refining machinery . . . "	—	—	—	—	—	70,81,463	40,40,838	42,63,300	39,85,231	35,47,097
Paper mill machinery . . . "	—	—	—	—	—	9,43,165	34,30,279	7,08,342	7,32,040	6,32,297
Refrigerating machinery . . . "	—	—	—	—	—	11,99,131	22,99,753	20,24,229	22,24,267	9,89,466
Rice and flour mill machinery . . . "	—	—	—	—	—	22,75,207	21,04,467	23,74,691	21,81,069	10,04,603
Saw mill and wood work- ing machinery . . . "	—	—	—	—	—	8,31,091	7,24,964	8,92,337	6,87,114	2,96,192
Sewing and knitting machines and parts thereof— Sewing and knitting machines . . . No.	75,265	78,241	68,680	52,222	45,317	73,06,584	76,42,371	72,14,039	53,16,255	46,46,316
Parts of sewing and knitting machines and accessories . Value	—	—	—	—	—	18,47,654	12,68,972	13,85,029	5,52,752	4,52,403
Sugar machinery . . . "	—	—	—	—	—	9,13,298	17,51,341	9,21,079	13,68,716	30,14,449
Tea machinery . . . "	—	—	—	—	—	36,06,477	39,65,221	28,47,123	16,82,268	10,69,126
Textile machinery— Cotton—										
Bleaching and dye- ing machinery . . . "	—	—	—	—	—	4,96,975	4,10,895	3,05,155	1,75,943	3,27,642
Printing machinery . . . "	—	—	—	—	—	15,714	31,124	7,757	71,133	21,475
Spinning machinery . . . "	—	—	—	—	—	1,01,04,481	1,23,51,315	1,23,77,118	1,12,30,484	1,10,05,514
Weaving machinery . . . "	—	—	—	—	—	71,98,266	67,45,411	66,52,645	52,60,930	66,90,382
Other sorts . . . "	—	—	—	—	—	19,25,995	20,29,471	17,02,940	10,89,219	10,23,596
Total cotton machinery . . . "	—	—	—	—	—	1,97,41,481	2,15,68,216	2,10,45,615	1,78,07,709	1,92,68,609
Jute machinery . . . "	—	—	—	—	—	94,11,126	1,29,87,392	1,43,88,116	81,32,997	32,23,437
Shuttles (excluding those for sewing machines) . . . "	—	—	—	—	—	10,01,985	7,51,913	8,83,563	8,01,102	8,59,333
Wool machinery . . . "	—	—	—	—	—	1,68,406	2,12,067	5,60,557	1,14,458	1,27,142
Other sorts . . . "	—	—	—	—	—	5,45,547	9,99,810	13,91,235	14,09,089	12,91,721
Total Textile Machinery . . . "	—	—	—	—	—	3,08,63,495	3,65,19,898	3,81,67,086	2,32,65,305	2,47,70,243
Typewriters—										
Typewriters . . . No.	16,952	21,487	15,774	15,544	7,275	25,05,241	29,31,943	21,92,793	21,90,142	9,86,423
Parts of typewriters and accessories . Value	—	—	—	—	—	2,04,216	1,93,323	3,74,716	2,72,329	3,01,000
Other sorts of machi- nery, excluding print- ing machinery . . . "	—	—	—	—	—	2,74,70,613	3,80,98,971	3,11,64,197	2,15,59,976	1,55,16,084
Total Machinery and Millwork . . . "	—	—	—	—	—	15,93,75,407	18,36,03,924	18,21,35,156	14,34,78,352	10,92,33,597
Manures (excluding oil cake)— Nitrogenous—										
Nitrate of soda . . . Tons	7,458	8,840	11,722	4,329	2,019	11,43,615	12,77,812	16,10,937	[5,96,491	2,56,369
Sulphate of Ammonia . . . "	3,915	17,993	24,319	19,351	16,387	6,42,390	23,53,847	36,26,606	26,52,471	10,00,427
Others . . . "	20	..	2	1	1,203	4,170	..	[466	42	1,08,924
Potassic—										
Muriate of Potash . . . "	5,660	6,364	7,436	4,318	5,047	6,78,513	7,39,743	8,66,441	4,81,259	6,03,130
Others (a) . . . "	—	—	—	—	1,547	—	—	—	—	1,40,010
Phosphatic—										
Superphosphate (a) . . . "	—	—	—	—	3,983	—	—	—	—	2,71,097
Others (b) . . . "	18,876	23,743	30,867	27,337	1,354	17,35,620	21,65,137	34,27,686	26,87,100	55,229
Compounds—										
Ammonium Phosphate(a) . . . "	—	—	—	—	101	—	—	—	—	29,403
Fish manures . . . "	4,939	3,657	3,090	2,874	1,745	4,42,210	3,08,911	2,86,639	2,75,413	1,51,319
Others . . . "	729	216	330	737	711	56,726	23,598	46,562	49,852	84,769
Total . . . "	41,397	63,813	73,316	59,497	34,007	47,03,244	73,57,043	93,65,137	67,42,623	86,00,736

(a) Separately recorded from 1931-32.

(b) Figures prior to 1931-32 represent those for artificial and mineral manures other than Nitrate of soda, Sulphate of Ammonia and Muriate of Potash.

ABSTRACT TABLES  
IMPORTS

( 40 )

No. 10.—continued

TOTAL IMPORTS of ARTICLES of BRITISH and FOREIGN MERCHANDISE—continued

ARTICLES	QUANTITY					VALUE				
	1927-28	1928-29	1929-30	1930-31	1931-32	1927-28	1928-29	1929-30	1930-31	1931-32
<b>Matches—</b>						R	R	R	R	R
Safety . . . Gross of boxes	2,421,519	1,102,716	781,317	315,301	96,424	26,78,968	12,18,618	8,47,634	3,13,977	93,368
Other sorts . . . "	1,098,798	429,017	192,877	81,237	8,751	12,58,253	5,03,435	2,41,616	96,722	11,867
<b>Total Matches . . . "</b>	<b>3,520,317</b>	<b>1,531,733</b>	<b>974,194</b>	<b>396,538</b>	<b>105,175</b>	<b>39,37,215</b>	<b>17,22,103</b>	<b>10,89,250</b>	<b>4,10,699</b>	<b>1,05,235</b>
<b>Match making materials—</b>										
Undipped splints . . Lbs.	236,452	196,332	25,350	214	..	26,550	20,866	2,237	36	..
Veneers for match boxes and empty boxes . . "	153,443	118,162	49,444	5	..	32,342	29,421	10,952	8	..
<b>Total Match making materials . . . "</b>	<b>389,895</b>	<b>314,494</b>	<b>74,794</b>	<b>219</b>	<b>..</b>	<b>59,392</b>	<b>50,287</b>	<b>13,239</b>	<b>44</b>	<b>..</b>
<b>Mats and Matting, except coir and rubber . . Sq. Yds.</b>	<b>990,323</b>	<b>1,384,766</b>	<b>1,497,033</b>	<b>1,087,245</b>	<b>1,595,996</b>	<b>3,97,938</b>	<b>4,53,729</b>	<b>4,83,110</b>	<b>4,74,548</b>	<b>3,46,184</b>
<b>Metals and Ores—</b>										
<b>Aluminium—</b>										
Unwrought (ingots, blocks, bars, etc.) . Cwts.	3,786	1,349	980	851	141	2,64,095	87,490	60,345	55,880	4,021
<b>Wrought—</b>										
Circles . . . "	117,168	111,765	157,576	119,038	33,466	1,01,45,833	92,03,529	1,28,09,330	92,01,728	23,85,916
Sheets . . . "	5,965	5,134	3,944	2,001	1,239	4,86,717	4,22,771	3,00,578	1,51,462	89,249
Other manufactures . . "	7,951	8,343	8,525	6,445	4,585	9,53,883	10,60,977	10,64,576	6,53,465	4,86,809
<b>Total Aluminium . . . "</b>	<b>134,870</b>	<b>126,591</b>	<b>171,025</b>	<b>123,335</b>	<b>39,431</b>	<b>1,18,50,528</b>	<b>1,07,74,767</b>	<b>1,42,34,829</b>	<b>1,00,62,535</b>	<b>29,65,995</b>
Antifriction metal . . . "	4,852	5,630	7,410	4,958	3,720	3,68,934	4,00,965	4,69,896	2,55,275	2,00,713
<b>Brass, Bronze, and similar alloys and manufactures thereof—</b>										
Unwrought . . . "	14,268	5,392	592	1,717	462	4,47,404	1,54,919	36,937	71,294	14,980
<b>Wrought—</b>										
Mixed or yellow metal for sheathing . . "	427,794	456,312	363,386	308,488	298,411	1,94,51,532	2,15,52,460	1,83,27,406	1,29,20,787	1,06,13,334
Rods . . . "	11,954	10,945	13,017	13,871	9,174	5,07,495	4,74,597	6,09,625	5,36,555	2,73,140
Sheets . . . "	[6,293	5,903	8,372	5,703	[6,278	2,97,828	2,94,220	4,37,654	2,93,993	2,31,745
Tubes . . . "	[1,546	1,627	2,062	2,112	1,598	1,03,792	1,15,904	1,47,950	1,32,356	79,051
Wire . . . "	[8,398	6,589	9,165	5,956	4,310	4,44,131	3,58,191	5,22,645	3,10,397	1,76,105
Other sorts . . . "	[37,922	[41,886	35,345	42,332	[22,401	21,22,688	23,78,197	22,30,199	20,54,093	12,87,323
<b>Total Brass, Bronze, etc. . . "</b>	<b>508,145</b>	<b>523,654</b>	<b>431,930</b>	<b>380,189</b>	<b>342,634</b>	<b>2,33,74,925</b>	<b>2,53,28,488</b>	<b>2,23,12,416</b>	<b>1,63,24,475</b>	<b>1,26,25,683</b>
<b>Copper—</b>										
Ore . . . . . Tons	..	7	5,597	2	..	..	6,352	2,08,846	1,094	..
<b>Old, for re-manufacture Cwts.</b>	<b>6,229</b>	<b>10,741</b>	<b>5,413</b>	<b>10,291</b>	<b>5,663</b>	<b>2,34,717</b>	<b>4,22,855</b>	<b>2,40,867</b>	<b>3,85,745</b>	<b>1,88,331</b>
<b>Unwrought—</b>										
Tiles, ingots cakes, bricks and slabs . . "	37,905	26,693	15,423	13,431	3,745	16,80,897	13,13,311	9,36,520	6,71,340	1,57,696
Other sorts . . . "	..	..	123	8	..	..	..	8,179	545	..
<b>Wrought—</b>										
Braziers . . . "	1,739	327	1,089	123	..	86,746	15,791	65,229	4,121	..
Rods . . . "	11,032	7,499	8,746	6,926	34,578	5,87,455	4,09,040	5,69,345	3,82,491	12,50,579
Sheets . . . "	188,553	210,965	102,465	157,830	141,605	91,80,188	1,09,41,316	63,29,450	77,85,158	60,45,381
Tubes . . . "	4,576	2,819	3,426	4,119	3,347	3,04,463	2,08,063	2,86,257	2,69,681	1,70,502
Wire, excluding wire of telegraph and telephone . . . "	4,050	2,789	3,150	4,585	5,130	2,53,241	1,65,122	2,20,258	2,43,530	1,208,083
Other manufactures . . "	6,892	7,745	7,504	7,292	10,002	5,90,799	6,88,742	6,00,127	6,13,567	4,68,470
<b>Total Copper (excluding Ore) . . . "</b>	<b>261,026</b>	<b>289,523</b>	<b>147,344</b>	<b>204,555</b>	<b>204,079</b>	<b>1,29,23,508</b>	<b>1,41,65,139</b>	<b>93,46,232</b>	<b>1,03,56,127</b>	<b>84,89,992</b>

No. 10—continued

## TOTAL IMPORTS of ARTICLES of BRITISH and FOREIGN MERCHANDISE—continued

ARTICLES	QUANTITY					VALUE				
	1927-28	1928-29	1929-30	1930-31	1931-32	1927-28	1928-29	1929-30	1930-31	1931-32
<b>Metals and Ores—continued</b>						R	R	R	R	R
Ferro-alloys* . . . Tons	—	—	—	1,159	1,422	—	—	—	2,90,342	3,48,556
German silver (including nickel silver) . . . Cwts.	17,218	24,184	19,528	16,258	13,551	15,09,025	20,53,660	16,72,075	12,52,038	9,51,049
<b>Iron—</b>										
Ore . . . Tons	..	15	24	50	32	..	1,790	3,042	6,340	3,820
Pig . . . "	5,104	3,180	3,262	3,088	380	5,99,194	4,07,767	3,73,336	2,25,108	30,355
Manufactures— Angle and tee, bolt and rod . . . "	597	1,424	325	1,216	2,177	65,318	1,50,274	52,683	1,66,611	2,06,447
Bars and channels . . . "	4,949	5,346	4,798	4,198	1,289	9,76,519	9,25,045	8,57,327	6,50,473	2,79,092
Rice bowls . . . "	431	265	257	152	112	1,38,961	98,542	92,751	56,901	41,891
Total Iron (excluding Ore) ..	11,081	10,195	8,642	8,640	3,958	18,24,992	15,81,628	13,76,997	10,99,088	5,57,785
<b>Steel—</b>										
Angle and tee . . . "	65,802	66,773	55,501	27,696	18,387	67,05,682	72,64,046	61,90,809	28,65,004	16,94,889
Spring . . . "	2,200	593	90	492	664	3,65,520	81,451	16,067	67,883	96,342
Bars other than cast steel . . . "	181,075	169,846	169,304	87,370	72,534	1,83,08,495	1,91,94,981	1,92,55,359	91,16,740	65,09,143
<b>Cast—</b>										
Tool steel— High speed . . . "	299	415	422	316	183	4,30,783	3,62,121	5,70,119	4,32,400	1,82,850
Carbons . . . "	418	315	521	254	230	1,65,750	1,54,780	3,34,482	1,15,143	1,06,167
Cast Steel bars . . . "	355	469	329	312	128	2,36,543	4,43,449	1,45,089	1,13,330	64,898
Other Cast steel Ingots, blooms, billets and slabs . . . "	547	687	477	229	270	2,98,208	2,59,543	1,80,554	65,144	62,596
28,869	9,469	8,815	1,527	1,488	21,40,435	8,22,207	7,89,474	2,05,275	1,58,663	
Total Steel . . . "	279,155	248,557	235,459	118,196	93,884	2,27,10,426	2,85,82,578	2,74,81,953	1,29,80,919	88,75,543
<b>Iron or steel—</b>										
Anchors and cables . . . "	1,847	1,099	1,346	864	510	9,22,674	5,33,007	6,30,798	3,73,530	2,22,703
Beams, channels, pillars, girders and bridgework . . . "	144,368	185,801	104,861	86,773	36,121	1,84,29,101	1,63,68,588	1,31,88,474	1,04,89,135	39,72,324
Bolts and nuts . . . "	10,265	15,857	12,551	8,917	7,029	30,36,603	47,84,236	39,22,673	26,45,077	18,94,317
Fencing materials including fencing wire . . . "	9,373	9,825	10,048	7,407	3,486	24,35,468	25,90,830	26,76,172	18,01,628	9,42,673
Hoops and strips . . . "	33,011	38,593	39,218	33,349	23,809	47,70,943	54,70,662	54,90,379	43,70,224	27,87,474
Nails, rivets and washers (excluding wire nails) . . . "	18,562	18,671	16,632	13,938	10,865	51,90,675	51,64,612	48,27,675	38,07,244	31,44,609
Old, for re-manufacture . . . "	2,172	1,901	1,669	3,414	1,721	89,737	83,331	59,293	1,01,759	56,267
Pipes and fittings, cast . . . "	15,672	10,305	5,760	3,001	1,666	32,95,827	22,44,653	15,32,122	10,22,387	6,36,110
Rails, chairs, and fish-plates including those for railways . . . "	113,190	48,135	26,065	10,586	4,596	1,35,17,382	61,07,247	35,60,726	15,50,202	9,82,891
<b>Screws—</b>										
Wood Screws . . . "	1,730	1,093	1,460	1,321	1,702	10,25,558	5,64,881	8,76,349	7,64,519	9,80,365
Metal thread screws . . . "	983	1,339	621	298	266	5,34,194	7,36,095	3,39,014	1,51,065	1,34,391
Total Screws . . . "	2,713	2,432	2,081	1,619	1,968	16,09,752	13,00,976	12,15,363	9,15,584	11,14,756
<b>Sheets and plates—</b>										
Galvanised— Corrugated . . . "	301,521	298,127	230,429	127,051	68,753	7,32,44,641	6,46,43,701	4,94,66,770	2,47,92,090	1,35,37,350
Plain . . . "	29,983	28,110	27,123	20,381	15,276	73,49,472	64,76,729	61,12,479	41,30,737	30,50,532
<b>Tinned—</b>										
Tin plates . . . "	23,357	26,974	31,087	17,229	7,584	77,85,710	86,54,124	99,34,032	54,68,122	19,80,507
Other sorts . . . "	1,092	203	78	22	8	3,95,802	63,506	50,755	12,930	4,866
<b>Not galvanised or tinned—</b>										
Sheets up to ½" thick . . . "	33,605	34,746	24,151	19,423	13,703	50,80,995	52,10,593	36,99,758	27,36,288	18,67,529
Plates over ½" thick . . . "	44,206	44,118	36,908	19,093	8,272	54,53,251	54,80,535	43,86,041	24,31,652	9,65,720
Other sorts . . . "	1,927	1,135	674	815	127	2,90,339	1,80,636	1,05,546	1,32,938	20,665
<b>Tubes, pipes and fittings, wrought . . . "</b>	46,980	35,438	34,072	37,757	23,786	1,30,34,566	94,53,858	1,01,02,211	1,15,00,326	71,30,453
Sleepers and keys of steel or iron for Railways (b) . . . "	—	85,036	65,759	16,534	5,627	—	30,03,351	64,36,320	19,21,009	8,26,770
Wire nails . . . "	18,433	17,911	12,505	12,409	9,456	24,22,947	30,02,389	21,90,950	19,76,203	14,76,873
<b>Wire rope—</b>										
Black . . . "	2,155	2,316	1,879	1,932	1,609	13,03,698	13,10,937	10,32,787	10,94,895	9,21,591
Galvanised . . . "	2,085	1,054	1,456	1,355	1,064	12,58,989	10,27,363	8,75,337	7,32,208	4,97,740
Wire other than fencing wire . . . "	8,003	9,962	8,732	12,345	9,430	16,28,014	19,09,792	17,09,600	20,30,110	15,41,638
Other manufactures of iron or steel . . . "	46,995	42,416	33,450	31,147	16,731	1,11,86,876	1,22,03,077	98,37,598	87,57,314	41,94,636
Total Iron or Steel . . . "	907,025	911,175	728,584	387,361	273,197	18,36,47,462	17,22,68,783	14,82,04,999	9,48,14,992	5,37,70,989

\* Separately recorded from 1930-31.  
(b) Shown under this head from 1928-29: for previous years' figures see under "Railway plant and Rolling stock."

IMPORTS

No. 10—continued

TOTAL IMPORTS of ARTICLES of BRITISH and FOREIGN MERCHANDISE—continued

ARTICLES	QUANTITY					VALUE				
	1927-28	1928-29	1929-30	1930-31	1931-32	1927-28	1928-29	1929-30	1930-31	1931-32
<b>Metals and Ores—concluded</b>										
<b>Lead—</b>										
Unwrought— Ore . . . . . Tons	368	205	227	256	259	1,70,732	78,374	92,331	95,911	88,975
Pig . . . . . Cwts.	3,339	2,108	3,726	3,801	4,107	64,737	35,350	55,998	48,413	46,066
Other sorts . . . . . "	1,872	488	371	336	472	46,611	8,394	2,814	3,688	4,193
<b>Wrought—</b>										
Pipes and tubes . . . . . "	8,982	9,249	9,908	9,339	6,606	2,16,639	2,03,450	2,32,959	2,00,630	1,88,398
Sheets . . . . . "	16,153	14,079	14,513	11,366	12,450	3,01,537	2,59,370	2,78,582	1,86,299	1,57,460
Sheets for tea-chests . . . . . "	10,589	9,284	8,733	5,153	2,820	3,00,376	2,23,302	2,05,173	1,15,510	54,496
Other sorts . . . . . "	7,666	9,841	6,606	6,565	3,748	2,15,251	1,99,661	1,67,881	1,61,775	86,962
<b>Total Lead (excluding Ore) . . . . . "</b>	<b>48,601</b>	<b>45,049</b>	<b>43,857</b>	<b>36,560</b>	<b>30,293</b>	<b>12,05,201</b>	<b>9,80,057</b>	<b>9,43,407</b>	<b>7,16,265</b>	<b>4,87,575</b>
Quicksilver . . . . . Lbs.	168,406	262,517	197,137	190,556	218,033	6,08,066	9,83,559	8,23,102	8,12,524	8,82,269
Solder . . . . . Cwts.	6,474	5,056	7,137	8,238	5,714	6,89,205	4,44,766	5,91,001	4,64,191	2,96,765
<b>Tin—</b>										
Unwrought (blocks, ingots, bars and slabs) . . . . . "	65,353	49,837	57,468	54,408	45,251	1,21,90,898	78,72,992	80,27,419	54,17,702	41,27,212
Wrought, including plates or sheets, not being tinned iron (a) . . . . . "	183	203	—	—	—	40,269	39,784	—	—	—
Tin Foils (b) . . . . . "	—	—	102	134	27	—	—	20,098	22,146	3,168
Other sorts (b) . . . . . "	—	—	77	259	163	—	—	6,310	5,244	13,201
<b>Total Tin . . . . . Cwts.</b>	<b>65,536</b>	<b>50,040</b>	<b>57,647</b>	<b>54,798</b>	<b>45,441</b>	<b>1,22,31,167</b>	<b>79,12,776</b>	<b>80,53,827</b>	<b>54,45,092</b>	<b>41,43,581</b>
<b>Zinc or spelter—</b>										
Unwrought . . . . . "	105,922	130,919	142,682	169,798	179,978	20,10,206	22,72,392	26,84,223	23,35,693	18,63,252
Wrought or manufactured . . . . . "	62,807	40,035	48,634	37,551	25,840	16,12,293	9,91,495	12,29,298	7,46,035	4,32,452
Other sorts . . . . . "	146	230	2,526	185	170	2,672	4,099	59,059	2,537	2,662
<b>Total Zinc or Spelter . . . . . "</b>	<b>168,875</b>	<b>171,184</b>	<b>193,842</b>	<b>207,534</b>	<b>205,988</b>	<b>36,25,261</b>	<b>32,67,986</b>	<b>39,72,580</b>	<b>30,84,315</b>	<b>22,98,366</b>
Metals, unenumerated . . . . . "	25,409	20,588	28,413	25,189	19,922	12,22,528	10,98,718	18,94,381	11,60,317	7,58,838
Ores, unenumerated . . . . . Tons	18	27	61	37	110	5,926	3,816	4,535	4,060	18,581
<b>TOTAL METALS (excluding Ores) . . . . . "</b>	<b>1,259,376</b>	<b>1,232,369</b>	<b>1,028,180</b>	<b>668,781</b>	<b>418,092</b>	<b>28,39,61,126</b>	<b>26,97,93,869</b>	<b>23,58,82,105</b>	<b>15,91,18,495</b>	<b>9,76,53,699</b>
<b>TOTAL ORES . . . . . "</b>	<b>386</b>	<b>254</b>	<b>5,909</b>	<b>345</b>	<b>401</b>	<b>1,76,658</b>	<b>90,332</b>	<b>3,08,754</b>	<b>1,07,405</b>	<b>1,11,376</b>
<b>TOTAL METALS AND ORES . . . . . "</b>	<b>1,259,762</b>	<b>1,232,623</b>	<b>1,034,089</b>	<b>669,126</b>	<b>418,493</b>	<b>28,41,67,784</b>	<b>28,98,84,201</b>	<b>23,61,90,859</b>	<b>15,92,25,900</b>	<b>9,77,65,075</b>
<b>Mica—</b>										
In Blocks . . . . . Cwts.	1,304	574	1,124	628	245	1,27,997	59,454	55,263	1,26,551	47,318
" Splittings . . . . . "	71	445	171	257	255	7,904	17,171	17,681	27,020	18,786
<b>Total Mica . . . . . "</b>	<b>1,375</b>	<b>1,019</b>	<b>1,295</b>	<b>885</b>	<b>500</b>	<b>1,35,901</b>	<b>76,625</b>	<b>72,944</b>	<b>1,53,571</b>	<b>66,104</b>
<b>Oils—</b>										
<b>Animal—</b>										
Fish oil . . . . . Gals.	346,857	374,923	398,220	4,65,547	244,927	5,28,690	5,56,363	5,82,357	6,76,346	2,61,636
Other kinds . . . . . "	10,046	15,821	6,044	661	2,360	20,453	34,069	16,748	2,408	5,692
<b>Essential—</b>										
Synthetic . . . . . "	2,793	2,495	3,117	2,731	2,559	1,21,864	1,31,772	1,47,285	1,04,356	98,923
<b>Natural—</b>										
Almond . . . . . "	1	1	23	11	2	59	30	557	129	64
Bergamot . . . . . "	17	17	28	10	9	2,351	3,352	3,251	854	546
Cajuputti . . . . . "	1,332	1,746	1,603	2,229	1,362	27,125	31,371	29,025	25,573	20,839
Camphor . . . . . "	15,042	16,762	13,340	11,660	14,416	31,853	31,480	33,277	31,365	36,923
Cloves . . . . . "	76	31	49	48	15	2,653	3,402	2,230	2,014	669
Dill . . . . . "	..	..	..	2	..	..	..	..	175	..
Eucalyptus . . . . . "	1,406	1,249	1,230	1,133	1,136	32,238	23,882	24,921	15,554	20,060
Lavender . . . . . "	86	5	58	30	18	9,333	393	4,814	2,579	643
Lemon . . . . . "	1,325	1,152	1,531	1,555	1,854	61,486	51,937	90,810	59,345	37,350
Otto Rose . . . . . "	5	59	..	1	13	1,236	3,423	441	747	535
Peppermint . . . . . "	1,604	2,002	2,541	1,399	1,507	97,144	1,21,648	1,41,560	80,982	62,910
Other sorts . . . . . "	16,957	20,990	22,472	24,701	22,945	6,50,763	6,89,279	10,22,503	7,63,656	6,40,859
<b>Total Essential Oils . . . . . "</b>	<b>40,644</b>	<b>45,609</b>	<b>45,992</b>	<b>45,560</b>	<b>45,831</b>	<b>10,38,605</b>	<b>10,88,985</b>	<b>15,00,474</b>	<b>10,67,829</b>	<b>9,20,331</b>
<b>Mineral—</b>										
Fuel oils . . . . . "	106,727,893	103,695,353	110,203,188	106,349,508	100,826,924	2,32,85,579	2,06,13,885	2,09,75,052	2,10,34,371	2,03,79,905
<b>Kerosene—</b>										
In bulk . . . . . "	99,233,966	99,771,956	101,756,406	98,745,147	77,080,511	4,99,46,370	5,31,26,417	5,48,62,261	4,52,88,000	3,63,95,077
In tins . . . . . "	4,171,629	4,887,949	4,700,923	10,148,183	8,609,409	39,84,923	44,34,015	40,11,176	81,00,334	69,46,866
<b>Lubricating oils—</b>										
Batching oils . . . . . "	15,291,120	16,584,084	16,054,509	13,771,701	6,905,940	76,60,729	81,21,940	87,59,515	72,25,025	37,07,573
Other lubricating oils . . . . . "	11,002,127	10,733,731	10,645,153	11,909,323	9,141,066	1,41,32,494	1,35,93,766	1,30,44,296	1,29,92,907	1,10,77,845

(a) Shown under separate heads from 1929-30.  
(b) Separately recorded from 1929-30.



## No. 10—continued

## TOTAL IMPORTS of ARTICLES of BRITISH and FOREIGN MERCHANDISE—continued

ARTICLES	QUANTITY					VALUE				
	1927-28	1928-29	1929-30	1930-31	1931-32	1927-28	1928-29	1929-30	1930-31	1931-32
<b>Oils—continued</b>										
<b>Mineral—continued</b>										
Petroleum, dangerous, flashing below 76° F.—Benzene, Benzol and Petrol . . . Gals.	137,899	168,094	4,654,619	8,836,361	12,741,576	1,96,976	1,55,811	38,46,561	72,60,269	1,04,80,447
Paints, solutions, and compositions flashing below 76° F. . . "	4,259	22,796	27,322	18,245	38,832	17,851	1,43,916	2,27,435	1,39,827	2,18,156
White Oils (a) . . . "	—	—	2,718,862	1,267,365	846,285	—	—	25,14,635	11,03,858	6,20,064
Other kinds . . . "	4,868,931	6,035,659	2,011,792	1,443,606	443,442	51,85,206	68,40,200	21,63,054	16,65,163	5,68,957
<b>Total Mineral oils</b> . . . "	<b>232,437,824</b>	<b>241,904,501</b>	<b>252,767,774</b>	<b>242,489,444</b>	<b>216,630,985</b>	<b>10,44,10,633</b>	<b>10,70,29,950</b>	<b>11,04,04,035</b>	<b>10,48,19,554</b>	<b>9,03,94,890</b>
<b>Mineral Grease including Petroleum Jelly (d) . . . Lbs.</b>	—	—	—	—	3,178,563	—	—	—	—	6,74,134
Turkey red oil (b) . . . Gals.	—	—	—	244	2,100	—	—	—	392	4,865
<b>Vegetable, non-essential—</b>										
Coconut . . . "	1,449,724	2,393,392	1,565,109	1,209,430	3,331,140	35,78,512	55,11,365	32,39,709	18,49,214	42,80,864
Groundnut . . . "	4,628	5,776	1,945	1,560	2,784	12,733	10,692	5,031	3,564	5,206
Linseed . . . "	254,109	236,401	206,045	158,462	176,685	9,11,849	8,11,938	7,50,740	5,39,993	4,92,864
Other sorts . . . "	129,590	97,647	151,684	103,422	123,787	3,72,186	2,79,286	3,65,898	2,65,684	1,85,766
<b>Total Oils, Vegetable, non-essential</b> . . . "	<b>1,838,051</b>	<b>2,738,216</b>	<b>1,924,733</b>	<b>1,472,374</b>	<b>3,634,346</b>	<b>48,69,780</b>	<b>66,13,281</b>	<b>43,61,378</b>	<b>28,58,455</b>	<b>49,64,700</b>
<b>TOTAL OILS</b> . . . "	<b>234,073,422</b>	<b>245,074,070</b>	<b>255,142,813</b>	<b>244,474,350</b>	<b>(e)</b>	<b>11,03,68,166</b>	<b>11,53,22,648</b>	<b>11,68,64,992</b>	<b>10,92,24,984</b>	<b>9,72,26,298</b>
<b>Oilcakes</b> . . . Tons	127	128	102	64	43	13,058	15,918	11,776	4,090	1,871
<b>Oil-cloth and Floor-cloth</b> . . . Sq. Yds.	1,039,679	1,128,042	1,339,832	861,399	738,140	9,24,549	10,43,509	12,27,461	7,21,738	5,54,149
<b>Opium</b> . . . Lbs.	80	2,305	18	11	8	2,666	53,387	667	898	1,673
<b>Packing—Engine and Boiler—of all kinds excluding asbestos</b> . . . Value	—	—	—	—	—	4,64,459	4,10,488	3,73,246	3,79,047	2,51,633
<b>Paints and Painters' materials—</b>										
<b>Paints and colours—</b>										
Barytes . . . Cwts.	33,862	32,015	82,055	127,630	54,862	1,36,988	95,591	2,40,360	3,19,105	1,73,658
Blue paint or Paris blue . . . "	2,534	1,398	5,118	10,161	12,046	1,72,064	1,02,837	2,82,224	4,58,224	5,23,107
Enamels, prepared (c) . . . "	12,960	10,639	11,223	—	—	9,20,064	7,87,893	8,02,638	—	—
Graphite . . . "	5,692	12,007	10,570	19,342	7,502	1,29,819	1,73,590	1,64,988	1,54,433	1,15,004
Red lead—										
Genuine, dry . . . "	40,568	36,235	35,807	30,097	26,252	11,25,702	7,90,019	7,98,024	5,97,111	4,29,416
Reduced, dry . . . "	261	466	452	1,134	614	5,882	7,750	6,049	19,459	11,358
White lead—										
Genuine, dry . . . "	14,870	13,448	16,071	9,760	5,009	4,38,280	3,25,540	4,56,233	2,45,178	1,19,436
Reduced, dry . . . "	205	46	105	111	44	4,699	999	1,827	2,639	1,217
Genuine, moist . . . "	21,775	8,411	2,919	3,138	2,310	5,60,148	2,46,380	88,604	92,114	60,019
Reduced, moist . . . "	825	1,351	1,107	2,500	2,004	21,949	37,332	31,903	69,939	54,325
Lithophone (b)—										
Dry (b) . . . "	—	—	—	11,279	10,592	—	—	—	1,49,851	1,34,031
White moist (b) . . . "	—	—	—	74	560	—	—	—	1,152	7,389
Zinc, white—										
Genuine, dry . . . "	13,887	9,399	14,988	16,647	12,100	4,60,729	2,14,875	3,51,608	3,36,559	2,23,295
Reduced, dry . . . "	1,290	2,285	1,760	1,431	1,095	24,817	40,588	27,495	21,569	16,849
Genuine, moist . . . "	36,005	30,298	25,369	26,779	26,563	12,54,087	10,20,848	8,47,191	8,06,445	7,10,353
Reduced, moist . . . "	7,105	7,292	6,349	8,556	6,099	1,60,374	1,58,040	1,37,293	1,70,531	1,12,475
Other sorts* . . . "	246,333	276,673	277,607	—	—	65,67,887	72,42,772	71,41,232	—	—
Other sorts (b)—										
White dry (b) . . . "	—	—	—	17,947	20,157	—	—	—	1,32,610	91,891
Coloured dry (b) . . . "	—	—	—	82,339	68,513	—	—	—	19,83,970	15,68,598
White moist (b) . . . "	—	—	—	16,453	11,245	—	—	—	3,64,796	2,49,175
Coloured moist (b) . . . "	—	—	—	76,255	66,159	—	—	—	26,49,944	20,52,522
<b>Total Paints and Colours</b> . . . "	<b>438,172</b>	<b>441,853</b>	<b>492,701</b>	<b>453,131</b>	<b>333,726</b>	<b>1,19,83,469</b>	<b>1,12,45,554</b>	<b>1,13,77,714</b>	<b>85,80,724</b>	<b>66,49,173</b>
<b>Painters' materials (other than paints and colours)—</b>										
<b>Turpentine—</b>										
Genuine turpentine . . . Cwts.	5,869	6,349	9,482	3,649	2,599	2,63,714	2,04,621	2,38,256	1,13,364	78,898
Turpentine substitute . . . "	4,665	2,518	2,971	2,103	2,240	88,568	56,127	57,142	39,990	38,047
<b>Varnishes</b> . . . "	<b>40,893</b>	<b>34,389</b>	<b>37,199</b>	<b>—</b>	<b>—</b>	<b>23,10,229</b>	<b>20,33,614</b>	<b>20,69,503</b>	<b>—</b>	<b>—</b>
Enamels (b) . . . "	—	—	—	6,395	3,476	—	—	—	3,95,306	2,00,368
Lacquers (b) . . . "	—	—	—	839	113	—	—	—	41,768	11,997
Other kinds (b) . . . "	—	—	—	26,909	24,786	—	—	—	13,53,325	12,05,323
Other kinds . . . Value	—	—	—	—	—	8,27,893	8,79,893	9,12,341	6,84,090	5,69,295
<b>Total Paints and Painters' materials</b> . . . "	<b>—</b>	<b>—</b>	<b>—</b>	<b>—</b>	<b>—</b>	<b>1,54,78,873</b>	<b>1,44,19,719</b>	<b>1,46,54,956</b>	<b>1,12,08,507</b>	<b>87,53,101</b>
<b>Paper and Pasteboard—</b>										
<b>Paper—</b>										
Packing paper . . . Cwts.	246,239	223,527	236,350	231,358	204,321	49,18,006	42,22,252	49,59,234	33,54,055	31,31,016
Printing paper—										
Newsprinting . . . "	320,222	339,036	485,749	430,819	393,571	39,67,611	42,53,454	63,29,123	52,52,131	44,70,209
Other sorts . . . "	218,398	352,065	319,771	252,394	217,409	44,33,889	63,70,569	60,01,260	46,35,243	35,23,566
<b>Writing paper and envelopes—</b>										
Writing paper in large sheets . . . Cwts.	194,080	191,301	213,074	196,540	135,550	48,35,576	49,46,631	53,95,227	35,80,377	33,23,326
Note and letter paper and envelopes . . . "	8,970	11,431	12,382	6,475	6,653	6,23,564	5,67,171	5,97,644	3,72,221	3,32,321
Envelopes imported separately . . . "	15,857	15,787	19,451	14,305	17,098	8,60,029	8,50,660	9,14,917	7,02,351	7,64,145
Old newspapers in bales and bags . . . "	702,406	749,037	912,620	822,692	837,331	38,05,520	38,97,797	45,99,002	36,38,457	34,51,608
Other kinds of paper . . . "	47,061	74,752	89,394	69,739	79,011	22,59,733	30,18,967	33,59,797	26,62,908	24,64,215
Paper manufactures . . . "	18,176	23,737	23,780	21,047	18,711	12,18,127	12,59,808	13,35,335	12,32,219	9,67,301
<b>Total Paper</b> . . . "	<b>1,771,339</b>	<b>1,986,776</b>	<b>2,303,051</b>	<b>1,986,369</b>	<b>1,915,155</b>	<b>2,69,52,110</b>	<b>2,93,87,369</b>	<b>3,34,92,059</b>	<b>2,59,30,462</b>	<b>2,24,23,707</b>

(a) Separately recorded from 1929-30. 1  
1930-31.  
(b) Shown under "Varnish" from 1930-31.  
(c) Shown under "Varnish" from 1930-31.  
(d) Quantity figures not shown from 1931-32.  
(e) Shown under separate heads from 1930-31.

IMPORTS

No. 10—continued

TOTAL IMPORTS of ARTICLES of BRITISH and FOREIGN MERCHANDISE—continued

ARTICLES	QUANTITY					VALUE				
	1927-28	1928-29	1929-30	1930-31	1931-32	1927-28	1928-29	1929-30	1930-31	1931-32
Paper and Pasteboard—continued						R	R	R	R	R
Pasteboard, millboard, and cardboard of all kinds—										
Straw boards . . . Cwts.	237,389	204,712	259,825	238,200	197,458	14,84,831	13,00,678	16,66,500	14,56,282	11,68,054
Other kinds . . . "	69,424	110,686	102,617	65,208	70,637	12,38,427	18,78,142	16,31,711	10,48,571	11,02,016
Manufactures of pasteboard, millboard and cardboard . . . "	10,810	10,383	14,907	5,063	7,448	3,87,020	4,28,881	4,40,868	1,89,014	3,30,330
Total Pasteboard, millboard and cardboard of all kinds . . . "	317,623	325,781	377,349	308,471	275,543	31,10,278	36,07,696	37,39,079	26,93,867	26,00,399
Total Paper and Pasteboard . . . "	2,089,012	2,312,557	2,740,400	2,293,840	2,190,698	3,00,62,388	3,29,95,055	3,72,31,133	2,89,74,329	2,50,24,106
Paper making materials—										
Pulp of wood . . . "	399,221	445,558	486,209	454,316	442,691	40,23,488	41,42,853	44,91,987	42,02,467	35,97,400
Bags and other materials for paper making . . . "	129	437	81	109	22	4,461	8,090	2,923	4,239	1,081
Total Paper making materials . . . "	399,350	445,995	486,290	454,425	442,713	40,27,949	41,50,943	44,94,910	42,06,706	36,98,481
Paraffin wax . . . Tons	540	971	1,157	1,683	591	1,58,837	3,12,175	3,68,079	3,75,720	1,26,018
Perfumery (not being perfumed spirits) . . . Value	—	—	—	—	—	6,40,145	4,70,296	4,25,162	3,41,270	13,21,512
Pitch and Tar—										
Coal Tar and Pitch . Cwts.	85,203	53,932	41,714	41,983	60,207	5,43,903	2,92,367	2,20,081	2,07,242	2,64,029
Stockholm Tar and Pitch . . . "	5,386	3,010	4,295	3,165	3,114	64,322	50,205	64,970	42,733	39,077
Total Pitch and Tar . . . "	90,589	57,942	46,009	45,148	63,321	6,08,225	3,42,572	2,85,051	2,49,975	3,04,006
Plants, living, including Bulbs and seeds for sowing . . . Value	—	—	—	—	—	1,75,587	1,58,387	1,67,858	1,78,753	1,40,976
Polishes—										
Polishes and compositions for application to leather . . . "	—	—	—	—	—	14,78,693	16,09,025	17,58,405	13,01,227	12,14,601
Polishes and compositions for application to metals, etc. . . "	—	—	—	—	—	5,28,517	4,95,640	4,80,545	4,48,946	4,48,079
Wood polish . . . "	—	—	—	—	—	85,062	77,968	97,669	82,910	50,105
Other sorts . . . "	—	—	—	—	—	2,35,124	2,26,981	2,97,175	3,25,990	2,02,671
Total Polishes . . . "	—	—	—	—	—	23,25,396	24,70,514	26,33,834	21,50,073	19,16,556
Precious stones and Pearls unset—										
Diamonds* . . . "	—	—	—	—	—	70,67,475	87,91,721	83,01,425	45,53,977	32,27,450
Other Precious Stones* . . . "	—	—	—	—	—	22,85,647	3,21,694	3,04,342	3,13,583	2,11,106
Pearls . . . "	—	—	—	—	—	40,91,781	25,69,820	23,59,878	11,06,229	10,01,434
Total Precious stones and Pearls, unset . . . "	—	—	—	—	—	1,34,44,853	1,16,83,235	1,09,65,145	59,73,789	44,99,990
Printing and Lithographing machinery and materials (excluding paper)—										
Printing and lithographing presses . . . "	—	—	—	—	—	18,43,828	24,08,934	22,86,235	14,48,321	14,66,955
Printing type . . . Cwts.	1,399	2,022	1,707	1,259	712	2,34,057	3,77,290	2,44,330	2,00,939	1,19,192
Printers' and Lithographer's ink . . . value	—	—	—	—	—	9,28,530	8,53,261	8,41,082	6,35,058	6,51,786
Other materials . . . "	—	—	—	—	—	8,74,490	7,63,217	7,77,855	6,34,664	5,51,572
Total Printing and Lithographing machinery and materials . . . "	—	—	—	—	—	38,78,905	44,02,702	41,49,552	29,19,482	27,89,505
Prints, Engravings and Pictures—										
Photographs and picture postcards . . . "	—	—	—	—	—	1,78,167	1,33,956	1,34,865	1,04,952	96,294
Others . . . "	—	—	—	—	—	2,07,961	3,28,070	4,22,211	2,23,601	4,52,803
Total Prints Engravings, and Pictures . . . "	—	—	—	—	—	3,81,128	4,62,026	5,57,076	3,28,553	5,49,097
Provisions and Oilman's stores—										
Bacon and hams . . . Cwts.	15,169	15,409	14,519	13,520	11,057	17,48,390	16,53,824	16,14,986	14,37,600	9,63,816
Biscuits and cakes . . . "	60,328	70,047	65,245	48,147	35,764	56,64,078	56,38,525	54,98,707	40,32,923	29,90,258
Butter (including canned) . . . "	1,490	1,335	2,255	2,625	3,570	2,78,258	3,51,959	4,06,360	4,70,391	5,42,397
Canned and bottled provisions (not specified elsewhere)—										
Canned or bottled fruits . . . "	25,383	26,480	33,301	32,662	22,648	12,50,624	11,50,104	14,06,834	12,04,668	6,00,205
Tinned or canned fish . . . "	93,264	63,699	80,736	60,063	19,807	34,04,242	23,42,616	25,66,993	18,49,667	7,23,182
Vegetable products . . . "	444,431	458,184	321,126	296,026	116,849	1,92,12,508	1,77,27,352	1,20,05,160	1,09,03,399	42,41,637
Others . . . "	104,009	114,890	113,848	113,180	111,716	62,61,294	66,34,705	66,60,984	61,54,465	55,55,584
Cheese (including canned) . . . "	11,507	11,121	10,876	10,443	7,349	11,56,519	11,74,735	11,22,115	10,05,444	6,33,457
Cocoa and chocolate . . . "	4,038	6,298	3,556	3,939	3,963	4,01,467	5,66,187	3,42,470	3,75,496	3,49,336
Confectionery . . . "	29,034	28,742	28,772	21,977	18,760	27,56,361	26,76,434	25,64,043	19,99,368	16,26,938
Farinaceous and patent foods—										
Farinaceous foods in bulk . . . "	352,000	365,245	308,841	293,520	293,404	49,28,834	44,88,644	40,70,654	36,25,256	30,12,836
Milkfoods for infants and invalids (wholly or mainly milk) . . . "	15,456	17,752	21,348	13,378	11,844	30,37,135	32,59,376	36,63,677	26,20,194	23,04,218
Other sorts . . . "	50,417	51,429	40,760	36,150	26,977	23,34,166	26,37,032	24,21,783	22,73,987	18,94,772
Ghi . . . "	4,337	327	731	864	2,416	2,92,838	25,212	58,169	55,012	1,31,557
Isinglass . . . "	1,083	326	663	563	441	2,33,414	77,323	1,56,042	1,32,705	1,02,441
Jams and jellies . . . "	15,525	15,093	15,745	13,491	9,020	7,97,360	7,71,087	7,93,840	6,25,036	3,97,037
Lard . . . "	2,451	1,561	723	769	403	1,15,336	73,823	35,773	38,347	18,070

\* Inclusive of imports by postal packets referred to Collectors of Customs for assessment.

## TOTAL IMPORTS of ARTICLES of BRITISH and FOREIGN MERCHANDISE—continued

ARTICLES	QUANTITY					VALUE				
	1927-28	1928-29	1929-30	1930-31	1931-32	1927-28	1928-29	1929-30	1930-31	1931-32
<b>Provisions and Oilman's stores</b> —continued						₹	₹	₹	₹	₹
Milk, condensed and preserved, including milk cream . . . Cwts.	224,086	245,153	242,611	226,853	185,925	83,00,800	89,02,718	88,84,943	78,54,783	57,32,702
Pickles, chutnies, sauces and condiments . . . "	5,935	6,885	6,261	5,372	4,811	4,99,755	5,52,284	5,48,092	4,40,942	4,07,314
Vinegar (excluding bottled vinegar) . . . Gals.	17,058	25,395	17,245	16,091	20,316	26,916	36,135	22,502	22,220	24,442
Other sorts of provisions Cwts.	88,641	40,617	39,914	43,777	52,978	13,64,857	14,94,892	15,61,463	16,56,633	17,85,062
<b>Total Provisions and Oilman's stores . Value</b>	—	—	—	—	—	6,40,60,141	6,21,24,467	5,63,61,190	4,87,78,586	3,41,26,266
<b>Railway plant and Rolling stock—†</b>										
Carriages and parts thereof (c) . . . Value	—	—	—	—	—	1,74,52,642	—	—	—	—
Wagons and parts thereof (c) . . . "	—	—	—	—	—	65,85,743	—	—	—	—
Locomotive engines and tenders and parts thereof (d) . . . "	—	—	—	—	—	98,71,580	—	—	—	—
Sleepers and keys of steel or iron (e) . . . "	68,449	—	—	—	—	91,63,282	—	—	—	—
Sleepers of wood (b) . . . "	10,572	—	—	—	—	12,81,229	—	—	—	—
Other kinds of materials . . . "	7,221	—	—	—	—	33,32,234	—	—	—	—
<b>Total Railway plant and Rolling-stock . . . "</b>	—	—	—	—	—	(a) 4,76,86,710	—	—	—	—
<b>Rubber—</b>										
Raw . . . . . Lbs.	70,395	34,547	327,074	223,494	456,203	86,305	26,884	2,53,758	1,40,526	1,29,522
<b>Manufactures—</b>										
Pneumatic motor covers No.	418,808	462,737	487,174	370,449	348,126	1,69,27,980	1,82,64,117	2,25,56,802	1,67,97,577	1,34,88,072
Pneumatic motor tubes . . . "	446,873	469,519	451,252	366,177	338,851	32,09,719	33,60,851	34,73,667	28,39,974	20,18,490
Pneumatic motor cycle covers . . . "	12,555	16,236	16,259	9,072	8,901	1,72,626	1,65,736	1,30,000	1,02,190	1,06,173
Pneumatic motor cycle tubes . . . "	26,989	22,307	14,226	16,229	14,201	93,063	55,198	35,237	39,586	35,090
Pneumatic cycle covers . . . "	640,365	786,431	1,213,674	1,089,738	1,684,012	12,36,617	15,98,447	20,05,504	18,11,678	24,73,467
Pneumatic cycle tubes . . . "	836,379	1,145,803	1,436,806	1,307,437	1,780,734	9,71,409	12,98,323	13,76,107	11,95,097	13,28,873
Solid rubber tyres for motor vehicles . . . "	11,736	8,073	5,930	4,478	3,488	14,70,300	10,04,736	7,64,985	4,64,154	3,76,025
Other manufactures (except apparel and boots and shoes) . Value	—	—	—	—	—	29,98,572	28,38,837	26,71,215	24,33,086	22,82,191
<b>Total Rubber . . . "</b>	—	—	—	—	—	2,71,66,601	2,86,13,179	3,32,67,275	2,58,23,863	2,22,27,993
<b>Salt . . . . . Tons</b>	596,250	614,707	643,846	703,643	451,084	1,74,34,284	1,46,82,128	1,30,33,629	1,14,97,094	71,98,889
<b>Seeds—</b>										
<b>Oilseeds—</b>										
Essential . . . . . Tons	2,306	3,831	2,002	384	768	9,80,042	11,86,124	10,59,065	1,59,465	2,31,809
<b>Non-essential—</b>										
Copra or coconut kernel . . . . . "	1,437	1,560	152	498	2,222	5,44,676	5,29,261	62,643	1,64,434	4,74,963
Groundnuts . . . . . "	60	61	132	30	66	17,051	16,527	34,326	8,650	13,765
Linseed . . . . . "	13	97	124	21	43	1,927	13,378	21,992	2,871	3,555
Sesamum (til or jinjili) . . . "	55	25	36	307	1,329	14,861	6,166	6,643	48,112	1,76,091
Tea . . . . . "	2	6	9	5	—	22,238	19,427	17,396	9,260	641
Others . . . . . "	184	351	1,365	933	737	46,765	91,100	4,06,164	1,32,923	33,738
Other than oil seeds . . . . . "	242	467	316	353	313	2,35,434	3,55,801	2,23,343	2,33,643	2,10,177
<b>Total Seeds . . . . . "</b>	4,299	6,398	4,636	2,533	5,973	13,68,029	22,18,284	18,81,577	7,44,365	11,94,734

(a) Includes Rs. 3,11,37,773 being the value of Railway materials imported direct by State Railways working under company management.

(b) Includes sleepers of Jarrah and other wood, shown under "Wood and Timber," from 1928-29.

(c) Shown under "Vehicles" from 1928-29.

(d) Shown under "Machinery and Millwork" from 1928-29.

(e) Shown under "Iron or Steel" from 1928-29.

† Discontinued from 1928-29.

ABSTRACT TABLES

IMPORTS

No. 10—continued

TOTAL IMPORTS of ARTICLES of BRITISH and FOREIGN MERCHANDISE—continued

ARTICLES	QUANTITY					VALUE				
	1927-28	1928-29	1929-30	1930-31	1931-32	1927-28	1928-29	1929-30	1930-31	1931-32
<b>Shells and Cowries—</b>										
Cowries . . . . . Cwts.	9,401	10,670	11,023	11,269	15,716	70,752	80,103	67,772	59,875	73,134
Shells—										
Shells (chanks, sankhils, large ornamental shells, cowras, mother-of-pearl shells and oyster shells) . . . . . "	21,755	15,874	10,938	10,784	10,311	2,16,231	1,92,446	79,031	88,968	73,939
Tortoise-shell (including nakhla or nakh) . . . . . Lbs.	18,369	22,831	20,143	14,493	18,893	30,342	46,702	34,380	22,517	25,755
<b>Total Shells and Cowries . Value</b>	—	—	—	—	—	3,17,325	3,19,251	1,81,183	1,71,350	1,72,823
Smokers' requisites (excluding tobacco) . . . . . "	—	—	—	—	—	8,98,702	6,77,401	6,37,589	3,85,403	2,18,943
<b>Soap—</b>										
Household and laundry soap in bars or tablets . . . . . Cwts.	354,686	342,848	393,656	287,127	265,655	1,09,36,346	1,02,05,035	1,11,06,215	75,89,570	56,43,852
Toilet soap . . . . . "	43,800	47,701	50,862	32,354	31,776	46,79,061	49,83,303	50,43,197	31,24,496	28,07,032
Other sorts . . . . . "	13,943	15,841	13,421	12,841	12,353	5,21,841	6,21,637	5,18,994	4,84,169	4,16,270
<b>Total Soap . . . . . "</b>	412,429	405,855	447,939	332,322	309,784	1,61,37,248	1,58,10,025	1,66,68,406	1,11,98,235	88,72,154
Specimens illustrative of natural science . . . . . Value	—	—	—	—	—	27,724	54,741	54,561	45,879	41,046
<b>Spices—</b>										
Betelnuts . . . . . Cwts.	964,876	1,301,963	1,475,466	1,190,050	1,101,020	1,02,54,625	2,23,02,508	2,46,88,825	1,89,14,942	1,44,75,040
Cardamoms . . . . . "	891	527	1,423	1,111	664	72,789	51,144	95,874	60,413	45,058
Cassia . . . . . "	49,920	69,836	67,947	61,250	61,192	9,72,297	12,26,409	10,68,544	8,33,309	7,73,365
Chillies . . . . . "	162	1,153	445	821	626	4,034	20,713	9,011	19,403	9,633
Cinnamon . . . . . "	179	78	91	58	4	7,958	2,187	2,994	1,569	264
Cloves . . . . . "	82,841	68,624	83,631	64,143	83,370	33,99,763	34,79,332	47,78,998	37,43,780	42,49,215
Slager . . . . . "	1,441	6,433	4,399	2,077	727	54,679	2,05,440	1,53,906	64,935	13,962
Nutmegs . . . . . "	3,474	3,930	11,039	9,206	3,321	6,61,323	6,23,667	7,40,534	5,23,377	3,90,331
Pepper . . . . . "	6,016	13,607	6,796	14,733	10,010	5,05,792	11,60,523	6,34,033	10,26,639	6,03,453
Other sorts . . . . . "	3,934	4,006	3,936	3,333	3,106	3,51,326	3,27,579	4,02,339	2,95,615	2,56,565
<b>Total Spices . . . . . "</b>	1,114,734	1,475,307	1,654,279	1,347,342	1,270,040	2,57,35,141	2,94,02,555	3,25,75,158	2,54,94,432	2,08,22,441
<b>Starch and Farina—</b>										
Starch . . . . . "	256,752	216,391	191,017	140,311	142,172	26,21,796	22,45,330	23,37,060	14,50,422	13,35,339
Farina and Potato flour . . . . . "	71,738	43,141	68,769	85,200	110,867	3,37,933	4,36,212	6,23,450	6,09,640	3,14,335
Fago flour (a) . . . . . "	—	—	176,120	212,535	239,893	—	—	13,61,435	13,80,342	13,12,300
<b>Total Starch and Farina . . . . . "</b>	328,490	259,532	435,906	438,036	492,932	35,09,734	27,31,592	43,28,945	34,40,904	34,62,474
<b>Stationery (excluding paper)—</b>										
Pencils (excluding slate pencils) . . . . . dozens	3,372,142	4,567,120	3,713,069	2,523,303	2,699,940	7,91,908	10,38,237	9,29,793	6,41,401	4,86,745
Other sorts . . . . . Value	—	—	—	—	—	83,74,597	91,21,246	95,76,537	74,33,102	63,15,755
<b>Total Stationery . . . . . "</b>	—	—	—	—	—	91,66,505	1,01,59,483	1,05,06,330	81,24,503	68,02,500
Sticks and Whips . . . . . "	—	—	—	—	—	1,92,073	2,03,623	1,02,756	56,327	29,123
<b>Stone and Marble—</b>										
Stone and marble . . . . . Tons	5,626	4,179	7,357	3,513	4,359	5,62,404	5,04,058	4,17,079	2,94,558	3,04,053
Articles of stone and marble . . . . . "	795	533	423	349	194	1,96,121	1,48,333	1,33,199	1,69,222	1,39,750
<b>Total Stone and Marble . . . . . "</b>	6,421	4,712	7,782	3,862	5,053	7,58,525	6,52,396	5,50,278	4,63,780	4,43,803
<b>Sugar—</b>										
Sugar, 16 Dutch standard and above (b) . . . . . "	701,137	860,093	806,661	—	—	13,90,41,199	5,63,61,120	13,23,63,466	—	—
Sugar 23 Dutch standard and above (c) . . . . . "	—	—	—	727,362	364,973	—	—	—	8,66,67,435	4,42,19,737
Sugar below 23 Dutch standard but not below 16 Dutch standard (c) . . . . . "	—	—	—	87,423	31,934	—	—	—	93,13,043	31,59,647
Beet Sugar . . . . . "	13,926	3,404	131,001	73,119	113,359	37,15,071	16,27,517	2,24,33,623	37,12,201	1,25,12,364
Sugar, 15 Dutch standard and below . . . . . "	6,623	293	1,922	7,749	317	16,63,579	74,700	2,39,330	6,34,330	1,73,703
Molasses . . . . . "	97,111	63,576	71,761	102,024	40,191	40,35,314	23,31,556	26,23,543	42,63,995	15,32,250
<b>Total Sugar . . . . . "</b>	822,902	937,376	1,011,345	1,008,177	556,274	14,90,55,133	16,03,94,933	15,77,65,467	10,96,46,554	6,16,53,256
<b>Tallow and Stearins—</b>										
Grease (excluding mineral grease) . . . . . Cwts.	3,309	6,297	3,109	6,307	6,749	1,77,735	1,17,237	1,49,420	1,17,574	92,233
Other sorts . . . . . "	35,205	76,413	95,159	100,725	115,872	24,47,617	23,45,317	29,52,709	26,05,622	19,37,107
<b>Tea—</b>										
Black . . . . . Lbs.	4,779,990	7,041,539	6,470,040	3,561,423	3,319,335	40,11,179	51,56,316	43,72,339	23,22,533	22,66,416
Green . . . . . "	3,213,943	2,464,409	3,769,523	3,036,335	3,149,367	23,32,035	22,65,469	20,17,229	22,45,109	20,90,743
<b>Total Tea . . . . . "</b>	7,993,933	9,505,948	10,239,563	6,648,261	6,468,252	63,43,214	74,21,785	63,89,568	45,67,642	43,57,159

(a) Separately recorded from 1929-30.  
 (b) Sub-divided from 1930-31.  
 (c) Separately recorded from 1930-31.

No. 10—continued

## TOTAL IMPORTS of ARTICLES of BRITISH and FOREIGN MERCHANDISE—continued

ARTICLES	QUANTITY					VALUE				
	1927-28	1928-29	1929-30	1930-31	1931-32	1927-28	1928-29	1929-30	1930-31	1931-32
Tea-chests, entire or in sections—						R	R	R	R	R
Of iron or steel or other metal . . . . . Value	—	—	—	—	—	1,38,155	1,20,529	2,06,493	277,999	2,83,835
Of wood . . . . . "	—	—	—	—	—	70,41,574	66,26,759	78,17,921	60,74,670	47,47,703
Total Tea-chests, entire or in sections . . . . . "	—	—	—	—	—	71,79,729	67,47,288	80,24,414	68,52,669	50,31,538
Telegraphs, materials for construction and accessories (excluding electrical) . . . . . "	—	—	—	—	—	84,963	26,094	1,57,766	4,142	561
Telephones, materials for construction and accessories (excluding electrical) . . . . . "	—	—	—	—	—	2,45,970	2,22,632	2,13,860	1,35,538	70,722
Textiles—										
Cotton—										
Raw . . . . . Tons	66,062	28,882	23,980	58,464	79,323	6,74,36,841	3,90,42,720	3,42,14,922	6,33,93,631	7,03,39,308
Waste . . . . . Cwtz.	855	1,843	19	201	19	11,578	86,417	355	3,086	459
Twist and yarn—										
Grey (unbleached)—										
" Nos. 1 to 10 . . . . . Lbs.	316,433	16,900	113,280	..	..	1,70,504	13,186	68,987	..	..
" " 11 to 15 . . . . . "	555,996	28,981	..	12,396	8,810	3,54,360	26,841	..	13,267	5,545
" " 16 to 20 . . . . . "	1,188,102	779,067	693,126	250,401	107,774	12,51,952	10,17,943	3,93,104	2,33,060	84,129
" " 21 to 25 . . . . . "	153,460	315,503	80,833	29,311	3,890	2,13,955	1,90,042	1,07,552	33,842	3,747
" " 26 to 30 . . . . . "	244,975	136,703	313,086	206,576	468,520	2,44,416	1,55,508	3,79,021	1,50,087	2,91,594
" " 31 to 40 . . . . . "	21,978,217	16,272,072	15,512,070	13,131,323	12,771,040	2,18,89,149	1,83,58,664	1,65,24,063	1,07,91,923	87,11,927
" " 41 to 50 . . . . . "	1,180,665	1,080,458	1,045,549	337,509	265,691	14,96,377	15,34,872	13,23,363	4,33,100	2,42,052
" " 51 to 60 . . . . . "	3,492,957	4,543,865	4,068,354	1,631,268	2,944,326	52,90,294	70,55,586	59,94,417	19,79,563	29,18,603
" " 61 to 100 . . . . . "	1,076,220	2,049,436	1,010,246	338,843	1,146,999	31,21,697	43,25,665	34,75,910	12,04,732	14,11,818
" above No. 100 . . . . . "	115,576	139,860	162,710	136,396	32,207	2,89,051	4,66,725	4,78,660	3,51,935	64,745
Grey Two-folds (doubles) . . . . . "	5,291,265	5,341,656	4,612,442	3,173,490	3,708,535	68,02,610	76,62,816	58,38,303	33,05,963	35,00,201
Total Grey (unbleached) . . . . . "	36,143,863	30,704,451	23,520,696	19,897,513	21,457,792	4,06,24,365	4,08,07,848	3,50,39,280	1,84,97,532	1,72,35,261
White (bleached)—										
" Nos. 1 to 20 . . . . . "	4,658	908	2,606	1,290	6,346	6,513	1,590	3,547	1,076	4,535
" " 21 to 25 . . . . . "	24,223	8,207	14,851	5,431	3,080	37,456	12,476	21,638	8,577	3,469
" " 26 to 30 . . . . . "	54,911	27,517	48,123	7,952	26,081	73,171	41,393	68,481	11,505	29,302
" " 31 to 40 . . . . . "	1,266,952	1,173,500	1,612,602	944,287	1,022,319	15,08,023	14,92,990	20,18,978	9,49,165	3,34,333
" " 41 to 50 . . . . . "	9,250	9,823	32,000	28,640	11,300	22,452	13,204	37,598	26,706	9,353
" above No. 50 . . . . . "	1,047,337	1,129,697	1,239,509	336,354	593,056	21,23,399	22,66,033	24,49,230	12,55,332	7,76,763
White Two-folds (doubles) . . . . . "	2,405,231	2,718,617	2,279,513	2,150,561	1,971,864	33,63,391	39,05,797	31,47,993	24,71,767	19,09,993
Total white (bleached) . . . . . "	4,813,112	5,068,274	5,279,204	3,974,515	3,639,546	76,39,915	78,23,993	77,47,565	47,24,179	35,18,362

ABSTRACT TABLES

( 48 )

IMPORTS

No. 10—continued

TOTAL IMPORTS of ARTICLES of BRITISH and FOREIGN MERCHANDISE—continued

ARTICLES	QUANTITY					VALUE				
	1927-28	1928-29	1929-30	1930-31	1931-32	1927-28	1928-29	1929-30	1930-31	1931-32
						₹	₹	₹	₹	₹
<b>Textiles—contd.</b>										
<b>Cotton—contd.</b>										
<b>Twist and Yarn—contd.</b>										
Coloured No. 1 to 20 . Lbs.	399,425	272,593	210,703	185,335	185,012	5,52,747	3,52,632	2,83,403	2,01,782	1,70,171
"    "    21 to 25 . "	237,226	224,570	197,198	216,326	219,800	2,94,761	2,80,804	2,38,886	2,31,994	2,02,064
"    "    26 to 30 . "	139,445	45,530	33,660	12,567	27,780	1,57,061	58,834	46,278	16,708	30,111
"    "    31 to 40 . "	4,059,345	2,489,382	2,922,923	677,616	506,812	53,48,379	35,47,032	39,86,656	8,37,563	5,34,221
"    "    41 to 50 . "	77,227	49,011	96,035	56,350	31,160	1,01,762	72,010	1,23,116	84,444	32,244
"    "    above No. 50 . "	487,243	300,012	359,637	226,981	199,836	12,04,052	6,99,880	7,65,085	4,23,824	2,93,539
Coloured Two-folds (doubles) "	576,079	503,761	499,452	356,372	232,227	9,93,736	8,90,120	8,33,363	5,18,207	3,04,888
<b>Total coloured . . .</b>	<b>5,975,990</b>	<b>3,890,849</b>	<b>4,325,608</b>	<b>1,731,547</b>	<b>1,402,627</b>	<b>36,52,498</b>	<b>59,04,812</b>	<b>62,81,877</b>	<b>23,19,472</b>	<b>15,72,247</b>
<b> Mercerised cotton yarn—</b>										
"    No. 1 to 20 . "	538	20	18,675	5,100	..	1,722	91	20,287	4,554	..
"    "    21 to 25 . "	900	..	..	..	..	1,947	..	..	..	..
"    "    26 to 30 . "	16	12,900	..	..	900	19	17,610	..	..	649
"    "    31 to 40 . "	..	2,045	2,400	1,500	7,161	..	4,206	3,571	1,631	9,059
"    "    41 to 50 . "	..	2,000	15,600	..	..	..	2,976	21,834	..	..
"    "    above No. 50 . "	2,633	20,786	24,000	30,646	22,500	3,970	41,505	46,011	50,165	31,829
Mercerised Two-folds (doubles) "	5,360,895	4,039,741	5,661,749	3,489,235	5,025,728	1,09,10,515	82,59,827	1,07,25,290	52,21,013	74,85,811
<b>Total Mercerised cotton yarn . . .</b>	<b>5,364,982</b>	<b>4,077,492</b>	<b>5,722,424</b>	<b>3,526,481</b>	<b>5,056,289</b>	<b>1,09,23,173</b>	<b>83,26,215</b>	<b>1,08,16,993</b>	<b>52,77,368</b>	<b>75,27,359</b>
Unspecified descriptions of twist and yarn . . .	46,587	25,300	34,109	9,854	18,846	59,100	16,094	50,000	18,460	34,508
<b>Total Twist and Yarn . . .</b>	<b>52,344,534</b>	<b>43,766,366</b>	<b>43,882,041</b>	<b>29,139,915</b>	<b>31,575,100</b>	<b>6,78,99,051</b>	<b>6,23,78,962</b>	<b>5,99,85,715</b>	<b>3,08,37,006</b>	<b>2,98,88,231</b>
<b>Manufactures—</b>										
Blankets . . . . .	5,220,166	3,329,539	3,166,714	3,409,704	2,283,817	36,57,026	23,90,497	20,93,201	18,41,424	11,20,891
Canvas . . . . . Yards	977,258	1,385,450	1,023,695	1,017,727	629,179	6,31,510	9,29,053	8,01,147	6,59,239	4,49,335
<b>Handkerchiefs and shawls in the piece—</b>										
Handkerchiefs . . . No.	8,006,369	7,114,188	10,207,288	3,868,905	1,777,477	11,53,690	10,92,267	13,13,014	3,51,161	2,30,603
Shawls . . . . .	304,078	241,732	209,924	99,185	29,669	5,30,837	4,84,483	3,54,461	1,67,095	21,825
<b>Hosiery—</b>										
Stockings and socks . . . { Dozen pairs	1,055,253	1,103,567	1,100,444	827,895	651,369	24,18,964	20,23,223	20,26,411	12,88,710	8,72,801
Underwear . . . . . Dozen	2,402,617	2,941,350	2,904,960	2,187,001	1,290,635	1,08,02,009	1,19,60,270	1,18,83,405	73,49,255	38,22,390
Other sorts . . . . . Value	—	—	—	—	—	5,42,506	5,15,119	4,60,246	1,42,286	1,18,257
Lace and patent net . . . Yards	2,162,726	1,957,378	2,177,245	1,171,854	1,311,150	11,62,562	11,35,309	11,47,618	5,79,531	6,12,073
<b>Piece goods—</b>										
<b>Grey (unbleached)—</b>										
<b>Plain Grey—</b>										
Chadars . . . . .	31,700	133,164	..	60	..	7,567	32,281	..	14	..
Dhotis, Saris and Scarves . . .	430,877	444,042	40,394	50,040	205,290	1,22,334	1,22,552	10,588	9,800	30,599
Drills and Jeans . . . . .	11,179,615	11,840,933	13,444,114	2,425,720	2,882,423	32,69,521	36,19,743	36,94,296	5,72,452	6,21,652
Flannel and Flannelettes . . .	5,023	12,000	2,064	298,438	4,000	1,315	4,459	1,170	61,236	1,646
Jaconets, including Madapolams, Mulls and Cambrics . . .	78,907,674	78,787,179	52,956,095	19,216,732	23,660,224	1,81,70,047	1,83,79,221	1,14,53,520	36,79,784	34,99,371
Longcloth and shirtings . . .	233,400,246	252,018,973	340,121,687	166,323,534	133,772,674	5,88,50,370	6,20,74,013	7,71,86,479	3,20,58,536	2,20,45,495
Saxmets . . . . .	..	23,220	65	6,085	61	..	3,965	38	2,132	54
Sheetings . . . . .	22,963,725	6,507,114	14,681,529	4,095,932	3,734,775	56,71,724	15,83,546	34,69,577	7,73,076	6,36,939
T. cloth and Domestic . . .	247,135	107,240	146,382	42,130	1,020	68,391	26,427	32,786	6,184	203
Unspecified descriptions . . .	464,234	1,295,240	2,101,269	1,278,917	1,739,276	1,32,216	2,91,449	4,83,772	2,30,457	2,21,647
<b>Total Plain Grey . . . . .</b>	<b>347,680,279</b>	<b>351,174,105</b>	<b>423,494,529</b>	<b>193,737,533</b>	<b>165,999,746</b>	<b>3,62,93,535</b>	<b>3,70,37,656</b>	<b>9,63,12,226</b>	<b>3,73,93,671</b>	<b>2,70,58,156</b>

No. 10—continued

## TOTAL IMPORTS of ARTICLES of BRITISH and FOREIGN MERCHANDISE—continued

ARTICLES	QUANTITY					VALUE				
	1927-28	1928-29	1929-30	1930-31	1931-32	1927-28	1928-29	1929-30	1930-31	1931-32
Textiles—continued						R	R	R	R	R
Cotton—continued										
Manufactures—continued										
Woolen goods—continued										
Grey (unbleached)—continued										
Bordered Grey—										
Chadars . . . . .Yards	737,426	1,065,258	925,450	292,780	5,457	2,01,649	2,88,870	2,53,528	65,599	847
Dhutis, Saris and Scarves . . . . ."	527,180,707	486,287,079	501,076,205	170,960,864	88,392,001	12,59,73,120	11,45,70,757	11,26,79,796	3,12,00,311	1,21,84,299
Drills and Jeans . . . . ."	9,625	--	--	1,200	--	8,087	--	--	1,354	--
Jaconets, including Madapollams, Mulls and Cambrics . . . . ."	--	83,340	28,400	46,122	--	--	8,628	8,069	13,796	--
Longcloth and Shirtings . . . . ."	--	19,211	22,500	--	--	--	4,158	2,391	--	--
Unspecified descriptions . . . . ."	26,890	14,374	1,548	920	1,998	5,271	6,060	2,063	1,129	743
Total Bordered Grey . . . . ."	527,907,638	487,469,262	502,054,172	171,301,866	88,400,356	12,61,88,127	11,48,78,473	11,29,45,847	3,12,82,189	1,21,85,299
Total Grey (unbleached) Plain and Bordered . . . . ."	875,537,917	838,643,367	925,548,701	365,039,424	249,400,102	21,24,81,662	20,19,16,129	20,92,58,073	6,86,75,860	3,92,44,045
White (bleached)—										
Chadars . . . . ."	282,671	77,375	52,351	84,656	--	66,385	26,038	12,096	14,684	--
Checks, Spots and Stripes . . . . ."	14,056,276	12,716,009	12,037,917	3,745,215	3,788,395	43,87,013	40,37,277	32,72,685	9,42,187	8,44,159
Dhutis, Saris and Scarves . . . . ."	71,724,689	43,130,977	45,479,541	15,404,088	1,881,772	1,91,54,187	1,30,37,623	1,31,64,364	34,14,873	4,38,378
Drills and Jeans . . . . ."	6,021,517	5,741,264	6,017,230	3,795,300	4,147,081	32,03,855	23,75,087	30,53,217	12,33,487	11,13,937
Flannel and Flannelettes, Jaconets, Madapollams, Cambrics and Muslins . . . . ."	28,398	18,408	41,868	47,535	92,970	17,833	7,558	11,969	12,123	20,645
Lawns . . . . ."	16,238,200	15,109,432	16,443,429	10,580,222	11,325,672	73,11,415	63,90,685	66,73,732	35,90,064	31,63,776
Lawn . . . . ."	8,107,805	8,335,650	11,993,820	5,556,790	7,469,766	41,25,850	37,50,944	52,12,663	21,70,855	23,04,283
Longcloth and Shirtings . . . . ."	112,096,093	123,044,741	104,080,722	71,956,784	79,846,193	3,53,92,963	3,80,74,447	3,10,56,784	1,30,40,059	1,69,88,275
Mulls . . . . ."	208,222,450	242,916,642	203,249,360	124,761,060	143,890,810	5,13,34,793	5,94,29,990	5,10,84,614	2,43,09,163	2,38,61,267
Nainsooks . . . . ."	92,070,560	76,557,459	53,078,656	25,921,045	21,536,567	1,90,02,617	1,61,26,652	1,07,56,201	43,71,986	29,34,020
Sheetings . . . . ."	323,884	80,192	206,610	84,643	67,637	1,62,898	75,478	1,34,439	60,711	58,095
T. cloth and Domestics . . . . ."	184	30,278	10,313	6,530	1,093	43	11,646	6,740	783	752
Twills . . . . ."	14,895,386	17,681,908	16,919,252	7,725,374	3,743,384	59,59,830	66,57,923	59,88,215	23,12,876	9,59,623
Unspecified descriptions . . . . ."	10,593,761	8,636,911	4,173,004	1,672,335	1,884,614	39,89,494	28,49,817	14,27,483	6,16,443	5,74,798
Total White (bleached) . . . . ."	556,462,292	554,077,946	473,584,013	271,641,967	279,681,954	15,41,69,226	15,33,51,165	13,27,55,211	6,20,51,394	5,32,57,008
Coloured, Printed or dyed—										
Printed Goods—										
Cambrics, including Madapollams, Muslins, Mulls and Jaconets . . . . ."	23,407,323	20,071,462	14,731,111	5,106,618	3,321,569	66,26,824	56,32,772	42,91,470	13,79,299	7,22,340
Chadars . . . . ."	2,400	--	5,208	144	--	5,571	--	1,637	100	--
Checks, spots and stripes . . . . ."	1,930,868	1,720,383	1,141,888	407,903	436,568	8,10,620	7,36,520	4,46,179	1,55,520	1,65,137
Dhutis . . . . ."	381,602	20,712	4,712	--	--	1,97,402	6,690	935	--	--
Drills and Jeans . . . . ."	31,203,516	32,034,482	37,719,911	19,132,704	20,494,206	95,37,071	87,51,910	94,42,949	38,53,717	35,03,373
Flannel and Flannelettes . . . . ."	12,055,651	11,979,663	4,631,456	3,123,072	3,981,224	33,66,940	30,98,561	11,55,176	6,07,386	7,54,532
Langis . . . . ."	4,955,416	6,066,238	6,608,721	4,722,718	6,227,598	20,64,762	27,69,664	23,69,539	13,45,601	17,71,088
Prints and Chintz . . . . ."	67,863,790	73,727,573	56,670,761	31,654,623	19,876,807	1,98,60,186	1,08,60,010	1,54,05,507	75,24,470	38,23,871
Saris and Scarves . . . . ."	29,854,623	29,368,357	26,335,845	14,549,644	7,449,051	1,05,53,191	1,09,64,721	93,04,769	39,42,201	18,11,888
Sateens . . . . ."	5,498,737	4,306,018	2,655,793	1,461,586	990,187	25,46,838	20,96,946	11,65,664	5,06,251	2,37,684
Shirtings . . . . ."	29,148,703	32,683,140	30,948,260	20,333,468	36,532,247	92,56,848	92,69,973	78,33,875	45,16,777	65,91,266
Twills . . . . ."	15,424,967	18,569,934	11,700,013	3,491,300	3,561,655	45,56,237	49,09,716	27,62,850	6,75,901	6,62,149
Woven Lungis and Sarongs . . . . ."	5,942,568	8,334,182	4,612,363	1,613,727	1,431,680	33,16,393	44,34,774	23,11,401	7,29,673	5,05,731
Unspecified descriptions . . . . ."	7,604,010	5,012,706	2,128,874	893,754	609,283	26,35,194	15,75,671	6,67,224	3,46,899	2,35,070
Total Printed Goods . . . . ."	235,343,234	244,403,879	199,942,926	106,491,261	104,012,165	7,53,34,137	7,41,07,937	5,76,59,225	2,60,83,795	2,08,39,729
Dyed Goods—										
Cambrics, including Madapollams, Mulls, Muslins and Jaconets . . . . ."	23,855,459	27,302,804	26,938,217	14,794,686	16,226,904	80,21,850	91,31,464	88,52,147	38,69,571	39,69,617
Chadars . . . . ."	67,586	6,052	439	--	--	32,670	1,061	800	--	--
Checks, Spots and Stripes . . . . ."	9,824,618	10,793,014	11,407,369	4,583,524	2,201,873	52,67,161	59,76,527	52,23,937	17,41,699	7,37,238
Dhutis . . . . ."	115,769	84,584	248,627	39,104	69,127	32,422	26,754	62,363	10,089	14,124

IMPORTS

No. 10—continued

TOTAL IMPORTS of ARTICLES of BRITISH and FOREIGN MERCHANDISE—continued

ARTICLES	QUANTITY					VALUE				
	1927-28	1928-29	1929-30	1930-31	1931-32	1927-28	1928-29	1929-30	1930-31	1931-32
<i>Textiles—continued</i>										
<i>Cotton—continued</i>										
<i>Manufactures—continued</i>										
<i>Piece goods—continued</i>										
<i>Coloured, Printed or dyed—continued</i>										
<i>Dyed goods—continued</i>										
Drills and Jeans . . . . . Yards	10,337,010	7,428,733	9,055,141	7,468,817	8,221,345	37,91,190	28,80,026	32,75,009	22,69,735	10,40,254
Flannel and Flannelettes „	4,417,361	4,304,859	3,183,328	2,663,668	4,843,850	12,08,993	12,63,105	8,54,239	5,07,500	8,01,203
Italian cloth and Sateens „	24,675,087	28,113,612	17,804,559	10,188,618	12,227,551	1,05,58,512	1,15,95,467	68,84,213	35,44,958	35,88,947
Lungis „	200,211	151,275	151,114	29,174	197,330	1,04,954	83,943	75,446	10,378	48,373
Prints and Chints „	2,004,959	1,321,656	4,543,061	2,072,786	3,089,684	6,23,365	3,74,651	13,65,691	6,18,100	6,14,534
Saris and Scarves „	2,802,475	2,781,823	3,343,578	2,668,154	930,217	11,79,490	10,44,318	12,57,155	8,16,079	2,41,191
Shirtings „	39,410,256	30,618,391	48,587,512	25,128,656	21,149,149	1,03,82,640	98,06,644	1,14,20,141	51,85,024	35,39,180
Twills „	13,154,865	17,708,171	14,375,258	10,139,669	13,181,600	54,63,765	74,50,313	57,50,099	35,29,919	31,85,587
Woven Lungis and Sarongs „	662,694	532,750	397,199	220,860	535,443	3,54,325	2,50,167	1,79,233	96,719	1,33,810
Unspecified descriptions „	26,793,945	18,257,343	10,980,910	13,122,726	10,094,317	90,95,550	63,29,537	39,51,783	47,13,451	40,20,574
Total Dyed Goods „	158,322,295	155,583,072	150,998,312	93,120,332	92,968,390	5,61,14,886	5,62,14,037	4,91,52,756	2,69,13,222	2,29,24,682
<i>Woven coloured goods—</i>										
Cambrics, including Madapolams, Muslins, Mulls and Jaconets „	3,182,319	2,278,063	1,791,988	559,484	175,692	17,55,690	10,79,269	6,85,382	2,35,637	69,255
Chadars „	2,785	39	..	14,029	420	1,787	233	..	1,695	210
Checks, Spots and Stripes „	6,607,908	9,922,586	13,655,456	7,531,585	2,430,373	37,35,521	51,62,045	57,54,772	25,67,566	6,70,826
Coatings and trouserings (including cashmere serges and tweeds) „	9,465,382	11,108,832	6,886,603	2,633,374	2,407,444	59,03,903	75,15,843	45,39,341	15,30,608	9,83,836
Dhutis „	302,283	268,570	1,343,545	284,861	25,110	1,07,806	97,749	2,88,201	59,106	6,151
Drills and Jeans „	22,580,411	18,457,150	39,776,000	6,724,563	4,183,167	54,67,646	43,67,765	82,41,726	11,31,941	6,16,588
Flannel and Flannelettes „	4,279,406	2,960,334	2,802,897	1,109,204	1,050,757	12,91,193	8,79,779	8,68,027	2,66,848	2,25,204
Lungis and Sarongs „	6,764,937	3,160,372	12,071,120	9,853,012	7,002,153	34,54,793	15,07,616	56,83,591	36,66,745	17,23,023
Prints and Chints „	10,057	28,570	130,893	2,154	24,428	4,287	12,477	42,990	2,199	5,250
Saris and Scarves „	4,972,696	3,240,636	1,701,001	1,513,468	198,533	15,61,318	10,34,419	5,15,770	3,99,482	51,098
Shirtings „	20,132,689	25,677,909	26,017,325	9,302,953	5,255,915	57,00,751	80,88,738	73,58,130	27,77,211	13,82,130
Twills „	11,957,720	11,575,320	10,537,750	2,335,270	1,043,539	30,88,996	27,08,557	22,80,314	4,48,265	1,65,170
Velvet and Velveteens „	2,109,746	2,207,819	1,757,398	610,320	1,168,134	19,17,350	20,59,053	14,40,836	4,25,899	6,80,955
Unspecified descriptions „	18,798,404	15,975,271	14,060,163	3,686,089	402,048	98,01,291	86,51,611	69,55,233	16,84,018	1,73,430
Total Woven coloured goods „	111,175,803	106,948,571	132,534,139	46,180,866	25,362,713	4,37,92,332	4,31,60,159	4,46,54,313	1,51,97,220	67,63,926
Total Coloured, Printed, or dyed „	504,841,332	606,935,513	483,475,877	245,772,459	223,243,268	17,52,41,355	17,84,82,133	15,14,66,294	6,81,94,237	5,05,23,337
Fents of all descriptions (a) „	38,538,348	37,103,636	36,738,421	—	—	94,31,413	93,89,360	90,31,258	—	—
Fents not more than nine yards in length (b) „	—	—	—	6,249,479	21,762,368	—	—	—	12,42,382	38,37,431
Others (b) „	—	—	—	1,326,877	1,526,202	—	—	—	3,40,953	3,38,671
TOTAL COTTON PIECE GOODS „	1,973,379,389	1,936,780,512	1,919,346,512	890,029,906	775,613,394	55,18,23,661	53,81,38,787	50,25,10,936	20,05,04,826	14,07,05,492
Rope „ „ „ Lbs.	841,480	831,077	1,066,768	765,198	808,807	10,26,266	10,25,324	12,87,709	8,14,469	7,29,131
Thread, sewing „ „	2,366,699	2,094,437	2,402,078	1,941,039	1,870,740	77,48,188	71,01,499	81,11,549	59,53,714	53,69,395
Towels in the piece „ Yards	11,878	2,530	4,677	6,577	1,138	16,924	1,710	3,935	1,799	440
Other sorts of manufactures „ Lbs.	1,651,813	1,579,187	1,866,044	1,570,492	1,423,520	26,54,346	27,55,241	23,93,931	20,69,279	16,00,832
TOTAL COTTON GOODS (including twist and yarn) Value	—	—	—	—	—	65,15,67,540	63,24,36,749	59,48,78,128	25,25,59,794	19,15,41,696
Flax—Raw „ „ „ Lbs.	443	4,501	..	15	..	495	6,449	..	9	..
Manufactures—Twist and yarn „ „	16,162	23,758	10,871	21,488	35,377	10,407	23,651	4,478	31,441	28,412
Canvas „ „ „ Yards	1,695,624	1,547,171	1,457,524	1,071,642	963,561	21,51,791	18,38,187	17,50,380	10,95,048	7,89,631
Piece goods „ „ „	547,756	818,910	629,160	231,143	596,150	3,62,543	4,56,512	3,39,922	1,55,196	2,80,017
Thread, sewing „ „ „ Lbs.	100,630	110,056	131,546	104,382	145,033	2,21,401	2,38,206	2,57,132	1,77,959	2,03,400
Other sorts „ „ „	559,350	551,886	573,648	450,867	286,432	9,62,676	9,81,773	9,86,078	7,08,962	4,73,142
Total Flax manufactures (including twist and yarn) Value	—	—	—	—	—	37,08,818	35,38,809	38,38,035	21,68,000	17,74,602
Haberdsbery and Millinery—Lace and embroidery „ „	—	—	—	—	—	41,18,498	43,38,310	24,12,222	21,93,375	16,40,923
Towels not in the piece „ No	3,698,689	3,035,720	4,972,355	3,131,670	3,073,664	14,80,232	10,04,248	14,70,406	9,34,138	6,29,847
Other sorts „ „ „ Value	—	—	—	—	—	71,06,677	80,64,285	65,36,163	41,70,777	31,57,771
Total Haberdashery „ „	—	—	—	—	—	1,26,55,407	1,34,07,343	1,01,27,791	72,93,290	54,23,541

(a) Shown under separate heads from 1930-31.  
(b) Separately recorded from 1930-31.



No. 10—continued

## TOTAL IMPORTS of ARTICLES of BRITISH and FOREIGN MERCHANDISE—continued

ARTICLES	QUANTITY					VALUE				
	1927-28	1928-29	1929-30	1930-31	1931-32	1927-28	1928-29	1929-30	1930-31	1931-32
<b>Textiles—concluded</b>						R	R	R	R	R
Hemp—										
Raw . . . . . Cwts.	85,651	32,484	31,588	21,175	16,174	9,74,975	8,00,014	8,75,291	4,58,182	2,46,210
Manufactures (excluding cordage)—										
Bags and sacks . . . . . No.	..	1,694	..	..	..	..	070	..	..	..
Cloth . . . . . Yards	142,510	74,435	7,604	11,632	10,903	85,106	16,795	10,701	14,393	2,804
Other sorts . . . . . Value	—	—	—	—	—	2,23,217	1,62,986	95,089	94,715	34,890
Total Hemp Manufactures ..	—	—	—	—	—	2,68,323	1,80,451	1,05,790	1,00,108	37,754
Jute—										
Raw . . . . . Tons	27	11	17	1	4	8,352	4,672	5,324	752	881
Twist and yarn . . . . . Lbs.	60,221	54,491	11,507	23,413	10,822	18,988	18,144	4,226	7,568	5,139
Manufactures—										
Canvas . . . . . Yards	285,022	329,998	364,433	138,917	63,298	2,43,484	2,04,520	1,99,732	1,15,290	49,933
Gunny bags . . . . . No.	6,163,156	5,821,126	0,042,023	5,815,253	4,411,148	17,72,702	17,56,805	18,21,372	14,23,564	10,25,542
" cloth . . . . . Yards	46,840	3,415,647	206,501	459,254	121,838	23,565	2,59,145	47,300	48,059	14,207
Rope and twine . . . . . Cwts.	2,201	2,575	1,267	883	502	1,00,399	1,82,878	67,800	47,207	33,472
Other kinds . . . . . "	5,541	8,775	8,482	4,287	3,136	2,48,938	2,86,518	2,74,243	1,94,469	1,43,770
Total Jute manufactures (including twist and yarn) Value	—	—	—	—	—	24,08,076	26,53,079	24,14,783	18,36,157	12,77,003
Silk—										
Raw . . . . . Lbs.	2,356,225	2,181,020	2,175,239	1,939,519	1,562,985	1,45,32,411	1,23,57,025	1,23,12,503	88,10,865	62,27,467
Waste . . . . . "	6,725	1,655	40	10,637	4,050	8,076	2,129	50	28,433	11,788
Silk yarn, noils and warps ..	1,358,170	2,046,760	1,056,014	1,424,398	1,710,366	59,45,250	85,01,160	71,82,923	51,86,505	51,17,580
Manufactures—										
Goods of silk mixed with other materials . . . . . Yards	2,440,270	2,364,778	2,989,394	4,600,241	5,039,645	35,21,190	40,22,670	34,75,235	28,09,987	30,20,197
Silk piece goods . . . . . "	21,291,416	21,372,848	22,924,625	16,754,831	10,924,223	2,58,06,733	2,44,31,905	2,22,59,270	1,26,86,252	1,26,20,411
Thread for sewing . . . . . Lbs.	20,468	12,122	12,002	11,793	10,138	2,21,325	1,75,880	1,04,700	1,51,241	1,21,073
Other sorts . . . . . "	62,045	46,483	51,696	39,843	38,433	5,43,301	5,15,858	4,43,243	3,13,191	2,30,985
Total Silk manufactures (including yarn, noils and warps) . . . . . Value	—	—	—	—	—	3,60,87,849	3,77,07,473	3,35,30,376	2,11,47,176	2,11,10,850
Wool—										
Raw . . . . . Lbs.	5,781,696	6,017,802	6,653,420	3,075,457	6,690,936	44,94,814	49,52,346	51,70,596	18,53,852	31,09,449
Yarn and knitting wool (a) ..	1,229,221	1,080,375	—	—	—	83,90,445	34,21,988	—	—	..
Worsted yarn for weaving ..	—	—	486,436	568,957	567,626	—	—	10,68,897	11,08,028	9,03,928
Knitting wool (b) . . . . . "	—	—	598,401	537,963	739,170	—	—	19,19,248	14,34,028	14,08,513
Manufactures—										
Blankets and rugs other than floor rugs . . . . . "	1,587,625	5,470,866	4,833,186	3,667,415	2,411,373	15,84,242	63,77,506	51,05,921	36,50,855	18,74,346
Braids . . . . . "	23,365	13,600	22,775	13,403	7,824	61,753	45,077	85,808	42,561	22,085
Carpets and floor rugs ..	3,120,700	348,300	603,627	176,311	267,013	50,67,318	9,52,183	9,91,521	4,51,571	5,16,115
Hosiery . . . . . "	431,259	420,107	409,575	220,837	157,337	20,51,290	20,05,938	20,04,313	9,72,448	6,00,114
Piece goods . . . . . Yards	18,776,855	15,985,446	12,580,875	7,719,400	5,515,554	3,28,48,065	2,84,03,026	2,33,22,248	1,19,85,948	63,74,776
Shawls . . . . . No.	1,088,939	930,597	653,271	392,436	163,890	39,29,145	37,85,545	26,92,333	14,13,399	5,94,320
Other sorts . . . . . Lbs.	158,371	185,771	310,327	131,162	225,178	2,48,714	2,42,487	4,34,511	2,03,349	2,31,710
Total Woollen manufactures (including yarn and knitting wool) . . . . . Value	—	—	—	—	—	4,91,86,972	4,52,33,720	3,76,74,800	2,12,57,187	1,30,90,310
Artificial silk—										
Artificial silk yarn . . . . . Lbs.	7,509,569	7,663,063	7,353,006	7,119,736	7,962,546	1,49,20,783	1,35,30,335	99,10,533	80,82,692	82,24,621
Piece-goods made entirely of artificial silk (c) ..	—	—	—	23,079,713	74,473,378	—	—	—	88,14,372	2,11,25,917
Piece goods made of cotton and artificial silk (a) ..	—	—	—	5,020,593	10,165,883	—	—	—	20,64,275	40,51,392
Total Piece goods of cotton and artificial silk . . . . . Yards	53,140,791	49,801,046	56,599,974	51,494,545	84,039,201	3,86,42,900	3,30,42,839	3,14,93,272	2,11,59,627	2,51,77,509
Other sorts . . . . . Value	—	—	—	—	—	13,18,907	11,34,658	17,92,526	10,23,933	10,28,743
Total of Artificial Silk . . . . . "	—	—	—	—	—	5,48,82,551	4,77,07,832	4,32,01,304	3,02,60,252	3,44,30,678
Other Textiles—										
Raw . . . . . Cwts.	29	23	..	..	..	1,302	1,000	..	..	..
Manufactured . . . . . Value	—	—	—	—	—	94,396	2,29,082	77,491	2,53,220	5,01,418
TOTAL TEXTILE RAW MATERIALS . . . . . "	—	—	—	—	—	8,74,63,844	5,72,09,272	5,25,70,101	7,50,54,212	7,99,35,562
TOTAL YARNS AND TEXTILE FABRICS . . . . . "	—	—	—	—	—	81,07,90,932	78,30,94,068	72,56,43,588	33,68,95,790	26,02,94,924

(a) Shown under separate heads from 1929-30.  
(b) Separately recorded from 1929-30.

ABSTRACT TABLES

IMPORTS

No. 10—continued

TOTAL IMPORTS of ARTICLES of BRITISH and FOREIGN MERCHANDISE—continued

ARTICLES	QUANTITY					VALUE				
	1927-28	1928-29	1929-30	1930-31	1931-32	1927-28	1928-29	1929-30	1930-31	1931-32
<b>Tobacco—</b>										
Unmanufactured . . . Lbs.	3,934,951	6,760,716	4,551,848	1,603,381	2,844,919	32,01,052	57,42,864	39,71,521	14,39,646	29,85,659
<b>Manufactured—</b>										
Cigars . . . . .	35,973	34,490	29,553	32,514	21,358	2,00,864	1,74,213	1,75,014	1,50,546	1,03,067
Cigarettes * . . . .	5,595,966	4,952,083	5,282,965	3,059,992	1,435,980	2,39,96,319	2,00,90,200	2,18,16,574	1,22,48,144	52,77,704
Tobacco for pipes and cigarettes . . . . .	254,257	217,694	223,253	189,648	129,493	15,16,088	13,15,435	13,56,941	10,88,627	8,54,305
Other sorts . . . . .	56,898	29,589	32,991	39,752	45,766	2,18,023	1,87,251	1,50,940	1,79,846	2,13,059
<b>Total Tobacco . . . . .</b>	<b>9,928,045</b>	<b>11,994,572</b>	<b>10,130,810</b>	<b>4,929,987</b>	<b>4,477,456</b>	<b>2,91,32,346</b>	<b>2,74,59,628</b>	<b>2,69,70,990</b>	<b>1,51,15,809</b>	<b>94,34,454</b>
Tollst requisites (not speci- fied elsewhere) . . . Value	—	—	—	—	—	62,34,809	64,60,622	72,68,019	58,80,814	47,70,746
<b>Toys and requisites for games and sports, includ- ing fishing tackle—</b>										
Toys . . . . .	—	—	—	—	—	38,04,989	43,54,125	44,03,837	27,93,974	20,52,750
<b>Requisites for games and sports (excluding firearms, etc.)—</b>										
Playing cards . . . . .	—	—	—	—	—	14,50,129	12,23,586	11,05,269	12,24,609	9,05,470
Other sorts . . . . .	—	—	—	—	—	11,26,829	10,86,367	9,75,047	8,87,657	7,40,126
<b>Total Toys and requisites for games and sports including fishing tackle . . . . .</b>	<b>—</b>	<b>—</b>	<b>—</b>	<b>—</b>	<b>—</b>	<b>63,81,947</b>	<b>66,69,078</b>	<b>64,84,153</b>	<b>49,06,240</b>	<b>37,04,346</b>
<b>Umbrellas and Umbrella fittings—</b>										
Umbrellas, complete, in- cluding parasols and sunshades . . . . . No.	294,036	265,201	164,344	89,048	92,005	7,06,689	7,65,228	4,25,837	2,32,414	1,84,242
Umbrella fittings . . . Value	—	—	—	—	—	55,31,160	49,54,013	39,40,333	28,76,110	28,32,236
<b>Total Umbrellas and Umbrella fittings . . . . .</b>	<b>—</b>	<b>—</b>	<b>—</b>	<b>—</b>	<b>—</b>	<b>62,37,849</b>	<b>57,19,241</b>	<b>43,66,220</b>	<b>31,08,524</b>	<b>30,16,478</b>
<b>Vehicles, excluding locomo- tives, etc., for railways—</b>										
<b>Carriages and carts not mechanically propelled and parts thereof (ex- cluding railway carriages, trucks, etc.)—</b>										
Carriages and carts not mechanically pro- pelled (excluding rail- way carriages, trucks, etc.) . . . . . No.	4,649	5,061	3,665	3,436	3,290	7,67,413	7,37,753	6,16,542	5,70,118	4,22,308
Parts of carriages and carts (excluding rubber tyres) . . . . . Value	—	—	—	—	—	6,63,842	6,05,232	5,75,421	3,98,330	3,04,617
Perambulators and chil- dren's go-carts . . . . . No.	7,583	9,849	7,661	5,273	6,075	2,27,146	2,62,973	2,27,303	1,85,320	1,38,084
Parts of perambulators and children's go-carts Value	—	—	—	—	—	5,900	5,637	9,777	13,158	35,924
<b>Total carriages and carts not mechanically propelled and parts thereof, etc. . . . .</b>	<b>—</b>	<b>—</b>	<b>—</b>	<b>—</b>	<b>—</b>	<b>16,64,301</b>	<b>16,91,595</b>	<b>14,29,043</b>	<b>11,11,926</b>	<b>9,00,933</b>
<b>Cycles (other than motor cycles) and parts thereof and accessories—</b>										
Cycles imported entire or in sections . . . . . No.	133,783	163,482	142,052	53,472	49,972	62,55,617	68,58,664	59,12,139	21,48,778	17,73,180
Parts of cycles and ac- cessories (excluding rubber tyres) . . . . . Value	—	—	—	—	—	55,05,935	60,76,328	59,87,123	50,70,505	47,37,859
<b>Total value of Cycles (other than motor cycles) and parts thereof and accessories . . . . .</b>	<b>—</b>	<b>—</b>	<b>—</b>	<b>—</b>	<b>—</b>	<b>1,17,61,552</b>	<b>1,29,34,992</b>	<b>1,18,99,267</b>	<b>72,19,313</b>	<b>65,11,039</b>

\* Inclusive of Imports by postal packets referred to Collectors of Customs for assessment.

## No. 10—concluded

## TOTAL IMPORTS of ARTICLES of BRITISH and FOREIGN MERCHANDISE—concluded.

ARTICLES	QUANTITY					VALUE				
	1927-28	1928-29	1929-30	1930-31	1931-32	1927-28	1928-29	1929-30	1930-31	1931-32
<b>Vehicles, excluding locomotives, etc., for railways—concluded</b>						£	£	£	£	£
Mechanically propelled vehicles (excluding railway locomotives and tractors)—										
Aircraft . . . . No.	8	12	23	21	19	23,942	1,25,431	2,03,173	2,32,303	1,80,376
Parts of aircraft . . Value	—	—	—	—	—	46,309	1,23,183	1,75,554	2,09,504	2,26,074
Carriages and parts for railways (a) . . .	—	—	—	—	—	—	1,01,90,287	1,10,56,634	76,77,582	44,53,387
Wagons and parts for railways (a) . . .	—	—	—	—	—	—	57,82,273	73,47,895	54,43,014	24,47,731
Motor cars (including taxi cabs) . . No.	15,122	10,567	17,399	12,601	7,220	3,53,91,906	4,21,46,946	3,75,85,430	2,57,53,782	1,48,11,900
Motor cycles (including scooters) . . .	2,146	1,302	1,956	1,501	926	11,96,224	10,16,482	11,01,112	8,13,556	4,20,896
Motor omnibuses, motor vans and motor lorries—										
Imported with bodies . . . . .	1,270	1,952	4,955	2,933	1,617	27,27,316	35,89,239	61,26,307	37,68,463	20,02,164
Chassis . . . . .	7,412	10,338	10,341	5,980	2,635	1,22,21,455	1,31,16,910	1,80,42,434	1,03,90,474	46,52,004
Tram cars . . . . .	..	..	..	..	3	..	..	..	..	86,832
Parts of mechanically propelled vehicles and accessories other than of aircraft (excluding rubber tyres) Value	—	—	—	—	—	1,01,39,536	1,23,72,077	1,23,85,174	91,71,536	70,38,663
<b>Total Mechanically propelled vehicles, etc. . . . .</b>	—	—	—	—	—	<b>6,17,52,133</b>	<b>9,34,12,323</b>	<b>9,40,23,813</b>	<b>6,34,65,264</b>	<b>3,63,21,027</b>
Ships, parts of . . . . .	—	—	—	—	—	17,58,607	20,20,451	11,20,777	12,56,350	11,18,379
<b>Total Vehicles (excluding locomotives, etc., for railways) . . . . .</b>	—	—	—	—	—	<b>7,69,36,643</b>	<b>11,00,59,836</b>	<b>10,84,72,900</b>	<b>7,30,52,883</b>	<b>4,48,46,878</b>
<b>Wax of all kinds, other than paraffin wax (excluding candles) . . . . . Cwts.</b>	<b>4,945</b>	<b>5,087</b>	<b>2,768</b>	<b>6,298</b>	<b>4,377</b>	<b>1,75,961</b>	<b>1,61,422</b>	<b>1,30,911</b>	<b>1,64,431</b>	<b>1,12,344</b>
<b>Wood and Timber—</b>										
Deal and pine wood . Cubic Tons	14,279	9,246	11,789	7,090	5,296	14,49,566	8,62,924	10,66,605	6,34,475	4,52,810
Jarrah wood (b) . . . . .	1,502	2,378	2,377	..	46	1,63,531	2,36,494	3,31,181	..	4,253
Teak wood . . . . .	10,470	11,769	10,868	10,563	11,764	16,12,440	17,96,108	16,47,776	15,09,757	14,52,165
Firewood . . . . . Tons	697	715	611	811	1,029	10,566	10,830	9,036	12,437	13,076
Sandal wood . . . . .	431	553	489	341	352	2,40,219	2,42,465	2,33,017	1,37,477	1,25,004
Sleepers of wood for railways (a) . . . . .	—	771	5	..	—	—	1,01,713	931	..	..
Other kinds of wood and timber . . . . . Value	—	—	—	—	—	29,92,303	23,74,598	44,65,169	47,81,399	27,99,795
Manufactures of wood, other than furniture and cabinet-ware . . . . .	—	—	—	—	—	16,73,253	23,70,615	25,50,526	19,06,149	12,22,300
<b>Total Wood and Timber . . . . .</b>	—	—	—	—	—	<b>81,47,423</b>	<b>33,45,747</b>	<b>1,03,54,241</b>	<b>89,81,694</b>	<b>60,69,403</b>
Postal Articles not specified . . . . .	—	—	—	—	—	4,02,04,171	4,04,03,360	4,08,01,187	3,54,40,358	2,96,33,976
<b>All other articles of merchandise—</b>										
Unmanufactured . . . . .	—	—	—	—	—	2,31,731	2,07,775	2,54,919	1,99,829	94,916
Manufactured . . . . .	—	—	—	—	—	34,04,430	47,35,462	37,61,155	24,22,649	20,55,236
<b>GRAND TOTAL . . . . .</b>	—	—	—	—	—	<b>249,33,54,366</b>	<b>253,30,59,741</b>	<b>240,79,69,341</b>	<b>164,70,36,863</b>	<b>126,37,14,115</b>

\* The following classes of imports by post, including letter packets (registered and ordinary post) referred to Collectors of Customs for assessment, are included with the appropriate heads and sub-heads in the import returns: (a) Jewellery, (b) Precious stones, (c) Gold and silver thread, (d) Cigarettes and (e) Cinematograph films.

(a) Shown under this head from 1928-29. For previous years' figures see under "Railway plant and rolling stock."

(b) Sleepers of jarrah and other wood are included in "Sleepers of wood" prior to 1928-29 under "Railway plant and rolling stock."

ABSTRACT TABLES

IMPORTS

GOVERNMENT STORES)

No. 10-A.

TOTAL IMPORTS of GOVERNMENT STORES.\*

ARTICLES	QUANTITY					VALUE				
	1927-28	1928-29	1929-30	1930-31	1931-32	1927-28	1928-29	1929-30	1930-31	1931-32
						R	R	R	R	R
GOVERNMENT STORES— Apparel (including drapery, uniforms, accoutrements, but excluding hosiery and boots and shoes) . . . Value	—	—	—	—	—	9,41,118	12,09,071	9,08,379	9,78,216	8,04,276
Arms, Ammunition and Military stores— Firearms and parts thereof . . . "	—	—	—	—	—	18,00,070	48,54,012	29,96,524	18,42,088	6,82,769
Other sorts . . . "	—	—	—	—	—	17,08,234	17,16,503	17,99,292	25,31,113	16,25,058
Total Arms, Ammunition and Military stores . . . "	—	—	—	—	—	35,08,313	65,71,116	47,95,756	43,73,781	23,08,427
Books, printed and printed matter (not being sta- tionery), including maps and charts . . . "	—	—	—	—	—	2,14,752	8,10,408	3,86,178	3,76,506	3,08,087
Boots and Shoes . . . Pairs	50	80	27	2,795	12	440	234	296	5,743	109
Building and Engineering materials, other than of iron, steel, or wood— Bricks and tiles— Fire bricks . . . No.	65,684	181,585	18,068	1,649	1,332	21,388	25,570	27,721	981	2,322
Other bricks . . . "	..	..	824	..	..	..	..	443	..	..
Tiles . . . "	60,000	39	24	854	8,672	4,859	46	47	563	6,849
Cement . . . Tons	9,018	10,086	8,571	8,573	3,027	4,11,285	4,83,054	3,97,436	4,05,677	1,92,027
Other sorts . . . Value	—	—	—	—	—	1,22,538	32,975	16,427	5,913	18,641
Total Building and En- gineering materials . . . "	—	—	—	—	—	5,60,070	5,41,845	4,42,074	4,13,134	2,14,839
Chemicals . . . "	—	—	—	—	—	6,43,963	8,83,500	8,51,227	8,50,264	7,02,378
Coal and Coke . . . Tons	..	287	199	51	..	..	13,885	3,383	1,833	..
Drugs, Medicines and Narcotics— Drugs— Cinchona bark . . . Lbs.	271,887	116,049	..	..	..	1,45,925	1,10,543	..	..	..
Quinine salts— Quinine sulphate or bisulphate . . . "	2	2	1	4	..	58	48	35	150	..
Quinine hydrochloride or dihydrochloride . . . "	36	85	50	49	135	1,736	2,989	1,873	1,256	2,497
Others . . . "	25	45	26	50	186	744	1,756	823	1,366	4,579
Other sorts . . . Value	—	—	—	—	—	1,38,928	59,875	70,222	61,549	63,955
Medicines and narcotics . . . "	—	—	—	—	—	2,57,939	2,92,249	2,68,758	3,19,438	4,23,959
Total Drugs, Medicines and Narcotics . . . "	—	—	—	—	—	5,45,328	4,07,458	3,41,716	3,83,759	4,99,990
Earthenware and Porcelain— Earthenware (including pipes) . . . "	—	—	—	—	—	40,277	83,141	76,507	37,105	31,608
Porcelain— Electrical . . . "	—	—	—	—	—	13,587	22,352	37,949	13,236	222
Other kinds . . . "	—	—	—	—	—	37,328	54,834	34,744	11,251	9,936
Total Earthenware and Porcelain (including pipes of earthenware) . . . "	—	—	—	—	—	91,192	1,60,327	1,49,200	61,642	41,766
Glass and Glassware— Bottles and phials . . . Groes	3,862	4,049	4,873	5,990	3,980	95,392	83,180	99,893	1,17,021	1,05,753
Other glassware . . . Value	—	—	—	—	—	2,82,979	2,58,850	2,62,589	2,84,989	1,67,882
Total Glass and Glassware . . . "	—	—	—	—	—	3,78,371	3,42,030	3,62,482	3,81,990	2,74,635
Hardware and Cutlery, in- cluding agricultural imple- ments and plated ware . . . "	—	—	—	—	—	24,21,764	20,92,610	19,53,192	19,39,059	10,53,927
Instruments, Apparatus and Appliances, and parts thereof— Musical . . . "	—	—	—	—	—	40,636	47,858	18,950	16,890	15,136
Photographic . . . "	—	—	—	—	—	76,181	1,65,519	2,39,333	1,63,236	2,10,052
Other kinds . . . "	—	—	—	—	—	52,31,313	63,93,738	40,18,201	32,06,052	29,39,767
Total Instruments, Appara- tus, and Appliances and parts thereof . . . "	—	—	—	—	—	53,48,083	66,07,115	42,76,484	34,46,178	31,04,055
Leather— Unwrought . . . Cwts.	298	325	36	55	11	47,847	67,451	20,136	25,019	7,321
Manufactures— Saddlery and harness . . . Value	—	—	—	—	—	874	4,501	3,434	1,787	2,358
Other sorts (excluding boots and shoes) . . . "	—	—	—	—	—	40,829	53,478	39,588	48,812	15,038
Total Leather . . . "	—	—	—	—	—	89,050	1,05,430	63,108	70,618	24,717

\* Articles imposed by Government are subject to duty from 1924-25.

No. 10-A—continued

## TOTAL IMPORTS of GOVERNMENT STORES—continued

ARTICLES	QUANTITY					VALUE				
	1927-28	1928-29	1929-30	1930-31	1931-32	1927-28	1928-29	1929-30	1930-31	1931-32
<b>GOVERNMENT STORES—</b>										
<i>continued</i>										
<b>Liquors—</b>										
Ale, beer and porter . . . Gals.	..	2	..	..	..	..	33	..	40	..
Spirit . . . . . "	718	598	363	2,098	293	18,900	7,428	4,238	5,671	4,480
Total Liquors . . . "	718	600	363	2,098	293	18,900	7,461	4,238	5,711	4,480
<b>Machinery and Millwork—</b>										
Locomotive engines and tenders and parts there- of for Railways (a) . . Value	—	—	—	—	—	—	1,34,09,959	1,84,46,286	1,94,75,634	67,13,220
Steam-engines and parts (other than locomotives) . . "	—	—	—	—	—	7,57,769	9,76,538	2,05,228	3,23,274	95,554
Other sorts of machinery . . "	—	—	—	—	—	1,16,50,441	2,45,54,148	1,67,52,644	59,89,781	45,98,467
Total Machinery and Millwork . . "	—	—	—	—	—	1,24,08,210	3,00,00,035	3,64,04,158	2,57,88,689	1,14,07,241
<b>Metals and Ores—</b>										
Brass, Bronze, and similar alloys and manufactures thereof, wrought . . . Cwts.	1,682	474	505	153	80	1,07,688	34,236	89,611	15,388	7,427
<b>Copper—</b>										
Unwrought . . . . . "	37,809	22,003	25,014	13,601	303	15,55,770	10,30,275	14,48,165	4,94,767	14,030
Wrought . . . . . "	11,420	5,490	3,579	8,842	935	5,40,861	3,28,119	2,48,760	4,08,478	48,492
Total Copper . . . . . "	49,229	28,399	28,593	22,443	1,238	20,96,631	13,58,394	16,91,934	9,01,245	62,522
<b>Iron—</b>										
Pig . . . . . Tons	7,154	3,315	1,822	..	10	5,46,527	2,32,039	1,42,456	..	1,286
<b>Manufactures—</b>										
Angle and tee, and bolt and rod . . . . . "	218	49	127	22	107	40,208	5,324	19,262	3,894	12,225
Bars and channels . . . . . "	155	158	81	5	29	39,646	40,115	9,792	843	4,572
Total Iron . . . . . "	7,527	3,522	1,980	27	146	6,26,381	2,77,478	1,70,450	4,737	18,083
<b>Steel—</b>										
Bars and channels . . . . . "	2,659	1,504	3,192	2,171	2,242	4,01,537	2,13,431	4,09,905	2,36,722	2,60,255
Cast . . . . . "	96	508	10	3	8	35,804	83,730	11,685	3,237	6,395
Total Steel . . . . . "	2,755	2,012	3,192	2,174	2,250	4,37,341	2,97,161	4,21,590	2,39,969	2,66,650
<b>Iron or Steel—</b>										
Anchors and cables . . . . . "	127	48	22	68	9	94,378	12,929	11,729	36,955	3,983
Hoops and strips . . . . . "	78	46	39	46	6	17,012	11,377	10,149	10,457	1,892
Nails, screws, rivets, and washers . . . . . "	323	384	229	291	81	74,451	1,02,486	52,995	67,711	30,809
Balls and Fishplates of steel or iron . . . . . "	42,250	4,260	2,535	373	8	55,84,398	6,81,391	3,22,528	61,960	1,303
Sheets and plates (including galvanised and tinned plates) . . . . . "	3,348	1,414	1,307	968	757	7,10,788	3,60,986	2,29,890	1,87,888	1,26,964
Sleepers and keys of steel or iron (a) . . . . . "	—	37,992	9,329	152	..	—	35,38,600	12,34,352	43,617	..
Wire . . . . . "	3,337	1,522	1,235	73	30	5,93,257	3,19,374	2,45,585	22,041	16,423
Other manufactures of iron or steel . . . . . "	25,370	30,426	12,688	7,153	4,371	52,30,220	70,72,768	30,11,315	20,41,450	12,79,223
Total Iron or Steel . . . . . "	74,893	76,092	27,434	9,124	5,262	1,23,34,504	1,21,00,411	51,19,043	24,73,079	14,60,603
<b>Lead—</b>										
Pig . . . . . Cwts.	..	..	..	10	80	..	..	..	139	606
<b>Wrought—</b>										
Sheets, pipes and tubes . . . . . "	649	431	542	248	45	14,757	8,025	12,382	5,195	1,070
Other sorts . . . . . "	23	17	204	506	21	630	398	7,430	6,392	995
Total Lead . . . . . "	671	448	746	754	146	15,387	8,423	19,812	11,726	2,871
<b>Tin—</b>										
Unwrought (blocks, ingots, bars, and slabs) . . . . . "	6,282	1,451	5,513	3,768	3,120	12,51,893	2,24,016	6,96,377	3,60,147	2,71,625
Wrought (including plates or sheets, not being tinned iron) . . . . . "	..	101	36	71	..	108	12,153	4,111	6,567	18
Total Tin . . . . . "	6,282	1,552	5,549	3,839	3,120	12,52,006	2,36,169	7,00,988	3,66,714	2,71,643
Zinc or spelter, wrought or manufactured . . . . . "	1,691	1,028	587	2,771	188	4 <sup>31</sup> 5,9	2,533	13,265	44,719	1,895
Metals and ores, unannu- merated . . . . . "	17,247	1,820	9,857	8,525	1,043	6,38,499	90,855	2,57,508	1,52,678	43,504
<b>TOTAL METALS AND ORES . Tons</b>	<b>88,980</b>	<b>88,343</b>	<b>34,873</b>	<b>13,250</b>	<b>7,946</b>	<b>1,75,54,398</b>	<b>1,44,51,669</b>	<b>84,64,251</b>	<b>42,39,253</b>	<b>21,35,203</b>

(a) For previous years' figures see under "Railway plant and Rolling stock".

ABSTRACT TABLES

IMPORTS

(GOVERNMENT STORES)

No. 10-A—concluded

TOTAL IMPORTS of GOVERNMENT STORES—concluded

ARTICLES	QUANTITY					VALUE				
	1927-28	1928-29	1929-30	1930-31	1931-32	1927-28	1928-29	1929-30	1930-31	1931-32
<b>GOVERNMENT STORES—concluded.</b>						R	R	R	R	R
<b>Paper and Pasteboard—</b>										
Paper—										
Printing paper . . . Cwts.	3,898	8,211	10,020	9,881	5,926	2,60,160	9,23,030	11,81,056	11,51,193	7,12,161
Writing paper and envelopes . . . "	17,267	12,609	15,252	16,031	3,866	9,61,311	8,82,987	8,17,636	6,36,026	2,68,316
Other kinds of paper . . . "	12,212	15,146	12,379	15,351	11,323	4,84,410	4,48,178	5,94,741	4,52,866	2,68,077
Pasteboard, millboard, and cardboard of all kinds . . . "	29,463	27,557	32,488	31,915	16,336	4,61,184	4,56,019	4,84,160	4,66,846	2,10,767
<b>Total Paper and Pasteboard Value</b>	—	—	—	—	—	21,76,065	27,10,214	30,47,593	27,06,931	14,59,821
<b>Printing and Lithographing materials (excluding paper) . . . "</b>	—	—	—	—	—	8,88,673	4,19,773	4,72,404	3,20,525	1,07,148
<b>Railway plant and Rolling-stock—†</b>										
Carriages and parts thereof (b) . . . "	—	—	—	—	—	1,90,71,816	—	—	—	—
Wagons and parts thereof (b) . . . "	—	—	—	—	—	30,15,533	—	—	—	—
Locomotive engines and tenders and parts thereof (c) . . . "	—	—	—	—	—	76,06,694	—	—	—	—
Materials for construction—										
Sleepers and keys of steel or iron (d) . . . Tons	101,136	—	—	—	—	1,00,50,697	—	—	—	—
Sleepers of wood (e) . . . "	16,925	—	—	—	—	6,54,007	—	—	—	—
Other sorts . . . "	21,496	—	—	—	—	36,04,503	—	—	—	—
<b>Total Railway plant and Rolling-stock . . . Value</b>	—	—	—	—	—	4,58,03,250	—	—	—	—
<b>Stationary (excluding paper) . . . "</b>	—	—	—	—	—	28,90,005	3,70,463	4,95,571	3,62,264	3,22,543
<b>Telegraphs, materials for construction of . . . "</b>	—	—	—	—	—	52,505	1,57,735	30,748	8,772	10,148
<b>Textiles—</b>										
Cotton—										
Manufactures—										
Hosiery . . . "	—	—	—	—	—	21,309	..	2	..	1,545
Piece goods—										
Grey (unbleached) . . . Yards	13,624	507	3,971	6,550	4,063	9,292	255	6,708	3,577	2,420
White (bleached) . . . "	209,954	15,821	38,632	47,578	115,560	74,665	7,256	14,467	8,987	19,118
Coloured, printed, or dyed . . . "	2,153,113	1,615,352	866,964	1,333,818	168,511	7,51,525	6,11,031	3,17,058	3,85,738	66,447
Other sorts of manufactures (including handkerchiefs and shawls in the piece) . . . Value	—	—	—	—	—	4,23,159	2,75,273	1,39,322	1,90,979	2,70,154
<b>Total Cotton goods (including Twist and Yarn) . . . "</b>	—	—	—	—	—	12,79,950	8,93,820	4,78,155	5,89,231	3,59,684
Flax—										
Manufactures—										
Canvas . . . Yards	382,263	275,750	247,675	446,339	126,046	5,84,430	4,90,427	3,76,941	6,29,738	81,233
Piece goods . . . "	186,736	78,679	125,618	140,273	25,294	1,25,102	42,626	89,172	82,856	11,661
Other sorts (including bags and sacks) . . . Value	—	—	—	—	—	1,10,546	1,37,097	56,553	74,215	52,420
<b>Total Flax (including Twist and Yarn) . . . "</b>	—	—	—	—	—	8,20,184	6,70,750	5,22,666	7,86,809	1,45,364
Wool—										
Manufactures—										
Hosiery . . . Lbs.	122	9,530	415	..	100	314	22,288	1,570	..	1,230
Piece goods . . . Yards	1,518,551	604,200	830,207	336,613	518,209	32,35,842	11,09,493	11,88,596	4,79,060	6,70,370
Other sorts . . . Lbs.	36,006	22,152	30,556	28,709	8,746	72,500	57,393	1,15,488	79,398	22,441
<b>Total Woollen manufactures Value</b>	—	—	—	—	—	33,08,656	11,89,079	13,05,654	5,58,453	6,94,541
<b>Vehicles (including locomotives, etc., for railways)—</b>										
Carriages and carts (including railway carriages) and parts thereof . . . "	—	—	—	—	—	1,49,281	43,466	21,357	1,05,102	8,970
Wagons and parts for Railways (c) . . . "	—	—	—	—	—	—	30,25,323	23,90,201	19,22,641	12,30,773
Ships, parts of (including Launches and Boats) . . . "	—	—	—	—	—	—	12,37,831	11,41,120	6,33,195	1,36,558
Other kinds . . . "	—	—	—	—	—	2,71,138	1,77,388	10,707	4,06,281	10,212
<b>Total Vehicles (including locomotives, etc., for railways) . . . "</b>	—	—	—	—	—	49,96,900	1,18,71,303	1,65,29,078	2,50,05,948	1,07,45,379
<b>All other articles—</b>										
Unmanufactured . . . "	—	—	—	—	—	63,70,152	75,21,209	56,11,764	56,40,644	44,09,305
Manufactured . . . "	—	—	—	—	—	30,03,037	23,51,189	22,00,400	24,93,059	15,15,980
<b>GRAND TOTAL</b>	—	—	—	—	—	11,63,74,299	10,09,19,619	8,91,05,149	8,26,89,069	4,27,14,391

† Discontinued from 1928-29.  
 (a) For previous years' figures see under "Railway plant and Rolling stock".  
 (b) Shown under "Vehicles," etc., from 1928-29.  
 (c) " " "Machinery and Millwork" from 1928-29.  
 (d) " " "Iron or Steel" from 1928-29.  
 (e) " " "Wood and Timber" from 1928-29.

No. 11

## TOTAL EXPORTS of ARTICLES of INDIAN MERCHANDISE

ARTICLES	QUANTITY					VALUE				
	1927-28	1928-29	1929-30	1930-31	1931-32	1927-28	1928-29	1929-30	1930-31	1931-32
						₹	₹	₹	₹	₹
<b>Animals, living—</b>										
Cattle . . . . . No.	18,354	8,705	2,226	1,939	756	14,60,879	5,85,104	1,74,404	2,50,540	84,968
Horses . . . . . "	46	46	38	6	2	42,550	1,10,700	33,000	14,500	1,500
Sheep and goats . . . . . "	157,434	165,899	179,107	113,826	67,533	26,91,637	29,38,809	31,73,469	20,58,012	12,77,509
Other kinds . . . . . "	394,696	367,337	307,088	202,324	116,040	4,91,494	4,10,406	3,99,015	2,76,122	1,34,876
<b>Total Animals, living . . . . . "</b>	<b>570,530</b>	<b>541,988</b>	<b>488,404</b>	<b>318,095</b>	<b>184,331</b>	<b>46,86,560</b>	<b>39,95,019</b>	<b>36,83,489</b>	<b>26,00,074</b>	<b>14,98,848</b>
<b>Apparel (including drapery, uniforms, accoutrements, but excluding hosiery and boots and shoes) . . . . . Value</b>	—	—	—	—	—	23,82,254	17,62,368	24,52,159	16,12,312	10,32,671
<b>Arms, ammunition, and military stores . . . . . "</b>	—	—	—	—	—	1,215	865	899	1,666	125
<b>Art, works of . . . . . "</b>	—	—	—	—	—	3,37,602	2,10,638	1,72,333	3,05,355	1,51,100
<b>Bones for manufacturing purposes . . . . . Tons</b>	58,755	60,393	73,405	67,242	46,117	62,41,181	62,38,479	75,27,472	71,25,266	45,18,782
<b>Books, printed, and printed matter (not being stationery) including maps and charts Cwts.</b>	9,092	10,221	12,094	7,306	6,254	10,18,943	9,06,242	10,17,387	7,06,060	5,75,190
<b>Boots and shoes . . . . . Pairs</b>	252,175	284,913	258,638	207,965	190,728	4,89,287	7,84,274	5,03,469	3,53,913	3,04,682
<b>Bristles . . . . . Cwts.</b>	4,170	4,097	3,405	2,531	2,900	16,17,657	15,03,814	14,25,936	10,07,931	11,66,453
<b>Building and Engineering materials, other than of iron, steel, or wood—</b>										
Bricks . . . . . No.	395,354	119,177	368,909	307,072	196,579	30,596	13,116	33,961	31,459	70,372
Chalk and lime . . . . . Cwts.	29,152	14,419	21,739	14,239	3,086	41,417	22,553	33,207	17,796	4,963
Tiles . . . . . No.	7,775,752	12,204,823	11,090,468	7,002,345	5,080,808	4,22,753	6,61,159	6,08,846	3,33,355	2,76,463
Other kinds . . . . . Cwts.	198,093	168,912	164,118	119,221	71,419	9,69,419	8,18,464	8,23,166	6,06,315	3,94,903
<b>Total Building and Engineering materials, other than of iron, steel, or wood . . . . . Value</b>	—	—	—	—	—	14,64,185	15,15,292	14,99,180	10,38,925	7,46,701
<b>Candles of all kinds . . . . . Lbs.</b>	4,397,533	3,307,292	3,334,189	2,286,578	1,435,482	12,54,910	9,33,165	10,91,449	6,46,122	4,05,315
<b>Canes and rattans . . . . . Cwts.</b>	1,059	208	723	1,127	731	7,233	11,247	20,640	37,553	18,092
<b>Casein . . . . . "</b>	10,641	13,360	14,273	8,236	5,315	5,89,245	4,90,857	5,75,534	1,61,643	60,371
<b>Chemicals and chemical preparations (excluding chemical manures and medicines)—</b>										
<b>Potassium compounds—</b>										
Saltpetre . . . . . "	99,068	91,972	85,172	83,341	133,938	12,13,120	9,90,303	8,87,265	7,52,845	10,57,916
Other sorts . . . . . "	..	59	..	1,009	..	..	1,340	..	8,500	..
<b>Soda compounds—</b>										
Borax . . . . . "	1,256	1,520	1,816	850	1,230	35,354	32,583	54,843	16,356	22,433
Other sorts . . . . . "	291	178	227	339	129	9,085	6,181	8,086	10,081	3,247
<b>(Other sorts of chemicals . . . . . Value)</b>	—	—	—	—	—	5,16,637	6,32,855	5,42,583	3,15,313	6,36,322
<b>Total Chemicals . . . . . "</b>	—	—	—	—	—	17,74,196	16,65,405	14,73,232	11,02,595	17,10,473

ABSTRACT TABLES  
EXPORTS

( 58 )

No. 11—continued

TOTAL EXPORTS of ARTICLES of INDIAN MERCHANDISE—continued

ARTICLES	QUANTITY					VALUE				
	1927-28	1928-29	1929-30	1930-31	1931-32	1927-28	1928-29	1929-30	1930-31	1931-32
						R	R	R	R	R
<b>Coal and coke—</b>										
Coal . . . . . Tons	631,471	638,777	685,259	428,170	515,117	75,77,299	71,32,028	71,61,253	49,05,070	54,51,981
Coke . . . . . "	3,036	2,489	2,372	1,520	1,870	65,451	50,685	44,258	29,638	38,961
<b>Total Coal and Coke . . . . . "</b>	<b>634,507</b>	<b>641,266</b>	<b>687,631</b>	<b>429,690</b>	<b>516,987</b>	<b>76,42,750</b>	<b>71,82,713</b>	<b>72,05,511</b>	<b>49,34,708</b>	<b>54,90,951</b>
Coffee . . . . . Cwts.	276,668	197,629	184,220	292,880	155,600	2,31,91,649	1,60,24,748	1,45,30,869	1,91,85,920	94,50,101
<b>Coir—</b>										
Unmanufactured . . . Tons	228	343	228	190	96	73,648	1,05,759	80,027	60,004	24,541
Manufactured (excluding rope) . . . . . "	33,350	31,097	31,407	25,862	20,390	1,18,01,153	1,05,20,871	1,08,88,453	87,96,887	75,33,814
Coral . . . . . Lbs.	328	..	112	..	..	700	..	500	..	..
Cordage and rope of vegetable fibre (excluding jute and cotton) . . . . . Cwts.	70,098	65,073	57,323	45,760	44,555	18,51,512	16,01,878	14,10,223	10,44,536	8,53,511
<b>Drugs and Medicines (excluding chemicals and narcotics)—</b>										
Asafoetida . . . . . Cwts.	4	15	31	40	97	735	2,966	2,998	3,525	2,841
Campbor . . . . . Lbs.	100	2,848	..	30	..	175	5,175	..	18	..
Cinchona bark . . . . . "	173,629	138,104	74,533	89,435	89,038	90,002	90,874	37,778	34,344	33,701
Galangal . . . . . Cwts.	633	509	455	341	1,102	14,096	10,181	8,085	7,219	20,341
Nux vomica (Strychnia) . . . . . "	50,702	43,212	50,434	28,744	20,789	3,27,858	3,03,208	3,82,739	1,94,158	1,18,363
Senna . . . . . Cwts.	52,814	46,095	54,166	39,975	40,788	9,48,812	8,60,764	10,12,986	6,66,384	7,24,031
Other sorts of drugs and medicines . . . . . Value	—	—	—	—	—	20,71,689	28,87,820	34,00,105	11,86,834	14,16,084
<b>Total Drugs and Medicines . . . . . "</b>	<b>—</b>	<b>—</b>	<b>—</b>	<b>—</b>	<b>—</b>	<b>34,53,367</b>	<b>41,60,988</b>	<b>48,44,691</b>	<b>20,92,482</b>	<b>28,10,383</b>
<b>Dyeing and Tanning substances—</b>										
Barks for Tanning . . . . . Cwts.	5,949	1,582	3,593	2,536	4,615	20,283	9,343	16,363	9,443	18,581
Cutch and gambler . . . . . "	46,027	47,055	44,070	48,138	35,292	8,50,308	9,28,048	8,81,035	9,00,968	4,18,571
Indigo . . . . . "	1,865	889	867	934	799	5,12,839	2,32,680	2,40,612	2,45,376	2,00,562
Myrobalans . . . . . "	1,927,487	1,230,038	1,235,612	1,303,563	1,270,325	1,22,03,697	80,44,314	78,11,638	77,71,377	66,18,301
Myrobalan extracts . . . . . "	59,594	40,258	25,775	10,165	3,781	8,23,567	7,44,008	8,39,973	1,29,935	41,761
Safflower . . . . . "	1,898	1,546	1,692	1,329	1,969	47,293	35,059	37,526	35,453	47,957
Turmeric . . . . . "	60,546	64,543	70,652	76,069	68,076	11,64,881	14,20,439	14,65,951	14,47,123	10,96,594
Other sorts . . . . . "	40,105	23,904	20,577	20,546	21,521	4,41,451	3,90,949	3,81,535	2,93,619	2,51,131
<b>Total Dyeing and Tanning substances . . . . . "</b>	<b>2,143,471</b>	<b>1,419,465</b>	<b>1,411,839</b>	<b>1,463,280</b>	<b>1,406,878</b>	<b>1,00,70,319</b>	<b>1,18,04,900</b>	<b>1,11,56,638</b>	<b>1,08,23,294</b>	<b>86,03,571</b>
<b>Earthenware and Porcelain (including pipes of earthenware) . . . . . Value</b>	<b>—</b>	<b>—</b>	<b>—</b>	<b>—</b>	<b>—</b>	<b>92,496</b>	<b>71,054</b>	<b>90,867</b>	<b>1,04,944</b>	<b>1,57,508</b>
Feathers . . . . . Lbs.	49,191	74,412	50,290	40,198	38,025	11,916	13,410	8,482	9,717	16,240
Fibre for brushes and brooms Tons	7,839	6,169	9,068	6,496	5,728	29,68,253	25,91,990	28,14,591	25,51,252	20,43,446
<b>Fish (excluding canned fish)—</b>										
Fish, dry, unsalted . . . . . Cwts.	74,918	92,586	58,538	77,235	92,607	15,97,671	19,41,730	11,10,680	14,89,367	16,75,280
" " salted . . . . . "	236,028	205,234	221,959	125,152	140,802	56,08,514	45,21,445	49,83,249	42,72,829	28,68,770
Fishmaw and sharkfins . . . . . "	10,404	10,831	9,679	8,236	7,563	14,48,182	13,12,792	12,17,207	10,20,705	8,18,636
Fish, wet, salted (ngapi) . . . . . "	14,214	8,258	11,301	7,202	9,624	59,101	48,115	69,940	50,382	61,217
<b>Total Fish . . . . . "</b>	<b>336,459</b>	<b>316,909</b>	<b>301,527</b>	<b>277,825</b>	<b>250,596</b>	<b>87,18,418</b>	<b>78,24,082</b>	<b>73,81,076</b>	<b>68,33,283</b>	<b>54,28,903</b>
<b>Fodder, Bran, and Pollards (excluding oilcake)—</b>										
Rice bran . . . . . Tons	239,351	246,586	239,633	251,584	272,959	1,12,05,629	1,33,75,631	1,08,89,956	68,98,268	60,80,263
Other sorts of Bran and pollards . . . . . "	81,524	10,549	7,826	8,717	7,257	20,65,087	10,07,168	8,13,982	6,62,352	4,37,614
Other sorts of fodder . . . . . "	6,997	2,505	2,696	1,620	1,674	4,03,597	1,10,418	1,59,204	1,15,018	90,188
<b>Total Fodder, Bran, and Pollards . . . . . "</b>	<b>277,872</b>	<b>259,640</b>	<b>250,155</b>	<b>261,921</b>	<b>281,890</b>	<b>1,36,74,268</b>	<b>1,44,93,212</b>	<b>1,18,63,142</b>	<b>76,76,288</b>	<b>75,14,265</b>



No. 11—continued

## TOTAL EXPORTS of ARTICLES of INDIAN MERCHANDISE—continued

ARTICLES	QUANTITY					VALUE				
	1927-28	1928-29	1929-30	1930-31	1931-32	1927-28	1928-29	1929-30	1930-31	1931-32
						₹	₹	₹	₹	₹
<b>Fruits and Vegetables—</b>										
<b>FRESH FRUITS AND VEGETABLES—</b>										
<b>Fresh Fruits—</b>										
Coconuts . . . . . No.	159,808	150,189	161,166	168,228	127,180	18,963	12,344	15,609	11,315	8,187
Other sorts . . . . . Value	—	—	—	—	—	8,35,443	2,05,652	2,54,565	1,72,545	1,50,525
<b>Fresh vegetables of all kinds—</b>										
Onions . . . . . Cwts.	972,800	973,132	868,260	807,170	814,904	41,37,904	43,75,034	33,45,073	33,65,714	26,66,658
Other sorts . . . . . Value	—	—	—	—	—	10,53,712	7,52,592	7,76,597	5,23,414	5,25,449
Fruits and vegetables dried, salted, or preserved . . . . . Tons	14,765	12,149	12,302	9,347	10,333	50,01,060	42,69,609	46,69,739	39,01,848	56,80,827
<b>Total Fruits and Vegetables Value</b>	—	—	—	—	—	1,05,42,080	96,15,281	90,61,581	79,74,836	90,31,646
<b>Furniture and Cabinetware . . . . .</b>	—	—	—	—	—	4,36,738	2,89,207	3,79,897	3,56,034	1,69,507
<b>Glass and Glassware . . . . .</b>	—	—	—	—	—	1,67,200	1,34,713	1,03,463	61,192	46,000
<b>Grain, Pulse, and Flour—</b>										
Barley . . . . . Tons	71,628	137,847	5,597	1,134	26,866	85,35,568	1,64,82,061	6,71,694	1,01,700	16,26,786
Jowar and bajra . . . . .	21,115	42,466	15,466	6,547	58,503	34,86,435	60,03,453	25,12,565	8,16,162	42,48,615
Maize . . . . .	9,496	17,340	482	76	88	10,44,907	18,81,306	47,420	10,477	11,050
Oats . . . . .	645	748	371	73	176	1,24,329	1,22,817	21,578	13,240	26,625
<b>Pulse—</b>										
Beans . . . . .	41,977	35,544	31,919	21,675	33,786	38,85,752	44,72,124	43,54,283	17,24,385	18,35,622
Gram . . . . .	17,567	13,969	11,517	11,932	15,890	27,55,614	23,93,588	21,27,591	17,67,050	16,92,031
Lentils . . . . .	16,538	14,104	13,556	10,767	6,575	28,77,444	27,75,782	26,28,418	16,21,762	9,41,032
Other sorts . . . . .	57,252	49,066	39,961	37,816	36,416	92,23,042	85,01,495	72,68,069	53,90,834	44,23,822
Rice in the husk . . . . .	34,393	51,470	27,612	25,445	70,291	35,09,210	46,88,232	22,20,363	14,61,922	29,85,997
„ not in the husk . . . . .	2,151,651	1,765,352	2,298,229	2,253,784	2,301,415	32,64,25,166	25,99,00,000	31,28,42,340	25,81,88,961	17,84,38,968
„ flour and ground rice . . . . .	716	532	139	135	73	1,37,305	96,496	29,117	20,131	7,554
Wheat . . . . .	299,733	114,707	12,971	196,505	20,215	4,40,57,408	1,69,23,702	21,24,473	1,94,87,643	15,12,460
„ flour . . . . .	60,424	54,133	50,865	46,909	42,724	1,29,33,388	1,16,35,074	1,07,17,614	80,03,898	57,97,177
Other sorts . . . . .	930	2,106	1,803	-1,051	1,141	2,01,996	3,76,227	3,00,595	2,10,536	1,70,241
<b>Total Grain, Pulse, and Flour . . . . .</b>	2,784,071	2,300,334	2,510,258	2,613,349	2,614,159	42,92,03,059	33,69,42,417	34,79,16,340	29,88,18,701	20,37,17,080
<b>Gums and Resins—</b>										
Arabic . . . . . Cwts.	6,615	5,112	7,704	6,374	2,731	2,81,414	1,87,767	2,54,184	1,68,488	54,719
Benjamin . . . . .	87	115	81	21	12	3,744	5,125	3,611	1,432	662
Olibanum or frankincense . . . . .	480	323	589	593	192	15,766	12,145	17,859	13,366	3,035
Resin . . . . .	20,861	29,518	46,075	13,151	14,428	3,10,203	4,25,289	5,83,040	1,66,081	1,89,684
Other sorts . . . . .	35,593	39,111	40,664	43,832	43,069	13,87,080	15,51,217	16,34,190	14,80,372	11,47,506
<b>Total Gums and Resins . . . . .</b>	66,636	74,179	95,113	68,076	60,432	20,04,207	21,81,543	24,92,884	18,24,755	13,95,606
<b>Hardware and Cutlery, including platedware . . . . . Value</b>	—	—	—	—	—	8,29,849	8,02,073	8,23,893	7,62,217	3,25,946
<b>Hides and Skins, raw—</b>										
<b>Hides, raw—</b>										
Buffalo hides { Tons	8,850	8,034	4,582	4,206	2,702	62,45,029	66,04,012	41,06,246	29,98,494	13,95,864
—Number	=1,105,211	=949,047	=613,596	=523,896	=330,675					
Cow „ { Tons	30,596	28,065	19,681	17,820	13,570	3,08,04,688	3,23,00,589	2,18,53,531	1,40,92,497	76,01,021
—Number	=6,772,373	=6,208,597	=4,591,909	=4,126,430	=3,055,217					
Calf skins { Tons	1,168	1,165	939	739	347	14,05,379	14,91,607	10,12,886	6,38,950	2,40,955
—Number	=474,009	=490,085	=410,410	=318,412	=151,908					
Other hides { Tons	50	88	48	54	9	34,039	1,40,575	44,170	31,089	1,578
—Number	=4,071	=3,404	=5,525	=4,116	=803					
<b>Total Hides, raw { Tons</b>	40,664	37,347	25,245	22,819	16,028	3,84,80,130	4,05,42,783	2,70,16,839	1,77,61,080	91,50,013
—Number	=9,356,264	=7,656,193	=5,021,440	=4,967,668	=3,588,668					

ABSTRACT TABLES  
EXPORTS

No. 11—continued

TOTAL EXPORTS of ARTICLES of INDIAN MERCHANDISE—continued

ARTICLES	QUANTITY					VALUE				
	1927-28	1928-29	1929-30	1930-31	1931-32	1927-28	1928-29	1929-30	1930-31	1931-32
<b>Hides and Skins, raw—</b>										
<b>Skins, raw—</b>										
Goat skins . . . . .	Tons 18,708	21,607	20,623	17,415	15,618	4,39,33,201	4,05,04,588	4,43,16,020	3,35,95,525	2,58,19,431
	—Number 23,610,874	26,387,170	25,241,678	21,256,004	20,266,476					
Sheep skins . . . . .	Tons 379	840	887	659	520	5,97,234	11,48,578	13,05,822	9,39,327	5,67,608
	—Number 560,995	1,167,321	1,268,975	997,523	877,966					
Other skins . . . . .	Tons 342	444	523	226	331	44,04,873	34,28,406	62,36,379	17,21,305	0,93,441
	—Number 2,793,819	2,299,301	3,004,821	1,298,717	1,005,444					
<b>Total Skins, raw . . . . .</b>	Tons 19,427	22,891	22,038	18,300	16,464	4,89,35,358	5,41,41,572	5,18,58,021	3,62,57,157	2,73,80,480
	—Number 20,965,683	24,853,852	30,115,474	23,552,249	22,149,886					
<b>Total Hides and Skins, raw (excluding cuttings of hides and skins, raw)</b>	Tons 60,091	60,233	47,283	41,119	33,092	8,74,24,488	9,46,84,355	7,88,74,854	5,40,18,187	3,65,30,498
	—Number 35,321,952	37,510,045	35,736,914	23,520,112	25,688,549					
Cuttings of hides and skins (raw) . . . . .	Tons 4,290	5,908	5,808	4,145	474	6,69,030	9,13,309	9,52,015	6,45,024	40,923
<b>Total Hides and Skins, raw . . . . .</b>	64,381	66,144	53,091	45,264	33,566	8,80,94,418	9,55,97,664	7,98,26,869	5,46,63,211	3,65,71,421
<b>Horns, tips and pieces of Horn Cwts.</b>	43,110	37,146	36,835	20,767	13,143	9,17,604	7,95,958	7,53,246	3,54,033	1,35,842
<b>Instruments, Apparatus, and Appliances, and parts thereof—</b>										
Musical . . . . . Value	—	—	—	—	—	14,16,375	7,16,693	8,66,972	5,22,456	4,85,375
Other kinds . . . . .	—	—	—	—	—	99,084	1,70,511	4,13,145	85,381	1,74,138
<b>Total Instruments . . . . .</b>	—	—	—	—	—	15,14,459	8,87,204	12,80,117	6,07,787	6,59,513
<b>Ivory—</b>										
Unmanufactured . . . . . Lbs.	509	676	223	1,432	2,835	3,714	3,695	1,121	7,670	1,953
Manufactured . . . . . Value	—	—	—	—	—	1,992	9,874	13,811	5,344	1,056
<b>Total Ivory . . . . .</b>	—	—	—	—	—	5,706	13,569	14,932	13,014	3,009
<b>Jadestones . . . . . Cwts.</b>	1,961	2,688	2,137	1,475	2,500	3,02,440	5,82,471	4,86,156	2,18,522	3,52,264
<b>Jewellery (excluding imitation jewellery and Precious stones and Pearls, unset), also plate of gold and silver—</b>										
Jewellery . . . . . Value	—	—	—	—	—	28,853	14,063	21,510	12,76,198	10,541
Plate of gold and silver . . . . .	—	—	—	—	—	61,820	45,791	43,635	42,410	24,730
<b>Total Jewellery . . . . .</b>	—	—	—	—	—	90,673	59,854	65,145	13,18,608	35,271
<b>Kapok . . . . . Cwts.</b>	53,135	38,448	34,449	22,225	24,065	29,19,984	16,98,830	14,96,942	8,13,608	6,72,667
<b>Lac—</b>										
Button . . . . . Cwts.	18,042	24,714	24,175	23,676	18,164	23,39,245	34,40,808	30,12,077	17,22,321	9,46,099
Seed . . . . .	54,694	92,420	68,033	106,239	104,657	67,70,152	1,00,51,046	68,52,475	57,61,593	37,49,633
Shell . . . . .	404,367	530,745	498,252	366,419	297,012	5,68,57,480	6,81,61,168	5,67,95,600	2,28,64,866	1,29,84,566
Stick . . . . .	9,130	26,514	6,361	4,695	12,341	7,75,619	20,44,508	4,71,258	1,98,894	3,03,139
Other kinds (excluding lac-dye) . . . . .	57,351	69,009	72,093	46,072	31,050	26,43,410	27,28,564	25,40,614	8,26,108	4,08,665
<b>Total Lac . . . . .</b>	643,584	743,403	668,914	547,151	463,724	6,98,85,856	8,64,26,094	6,96,72,024	3,18,73,782	1,83,94,172
<b>Lacquered ware (of Indian manufacture) . . . . . Value</b>	—	—	—	—	—	32,292	45,844	42,603	30,952	26,858
<b>Leather—</b>										
<b>Hides, tanned or dressed—</b>										
Buffalo hides . . . . .	Tons 1,104	1,401	1,106	638	623	22,35,554	29,65,160	21,87,352	12,77,890	10,72,605
	—Number 243,134	305,326	243,572	164,414	140,141					
Cow " . . . . .	Tons 13,311	13,695	11,956	9,951	8,919	3,40,19,699	3,63,14,478	2,80,54,311	2,22,02,325	1,82,07,950
	—Number 4,172,238	4,255,830	3,957,093	3,278,601	2,968,548					
Call skins . . . . .	Tons 1,345	1,300	1,199	904	756	49,20,462	47,15,905	41,22,733	24,95,335	19,24,347
	—Number 1,929,678	1,742,648	1,577,203	1,160,359	833,148					
Others . . . . .	Tons —	1	..	..	2	134	3,339	2,027	740	616
	—Number 50	365	689	495	236					
<b>Total Hides, tanned or dressed . . . . .</b>	Tons 15,760	16,397	14,261	11,543	10,300	4,11,76,849	4,39,98,878	3,43,67,323	2,59,76,290	2,12,05,513
	—Number 6,350,100	6,304,169	5,778,562	4,603,869	3,937,123					

No. 11—continued

## TOTAL EXPORTS of ARTICLES of INDIAN MERCHANDISE—continued

ARTICLES	QUANTITY					VALUE				
	1927-28	1928-29	1929-30	1930-31	1931-32	1927-28	1928-29	1929-30	1930-31	1931-32
Leather—continued										
Skins, tanned or dressed—						R	R	R	R	R
Goat skins . . . . .	Tons 3,924	3,659	3,184	3,121	2,606	2,62,10,215	2,54,27,266	2,25,86,831	1,78,65,634	1,63,19,960
—Number	11,879,759	11,807,846	10,433,205	8,751,211	8,812,832					
Sheep skins . . . . .	Tons 3,496	3,805	3,421	3,005	2,790	2,14,77,578	2,03,95,483	2,04,55,789	1,76,96,239	1,36,52,778
—Number	13,717,076	12,266,139	13,026,829	11,323,534	9,998,927					
Other skins . . . . .	Tons 76	141	126	64	98	18,62,180	32,52,871	31,67,609	11,97,025	18,96,260
—Number	894,503	1,914,433	1,986,609	921,946	1,606,739					
Total Skins, tanned or dressed . . . . .	Tons 7,496	7,105	6,731	6,190	5,494	4,95,49,973	4,90,75,620	4,61,60,310	3,67,58,893	3,13,68,998
—Number	26,401,338	25,937,918	25,446,643	21,499,741	20,418,498					
Total Hides and Skins, tanned or dressed . . . . .	Tons 23,256	23,502	20,992	17,733	15,794	9,07,26,822	9,30,74,493	8,05,27,642	6,27,35,188	5,26,34,516
—Number	32,841,438	32,292,087	31,225,205	26,103,610	24,405,621					
Unwrought Manufactures (excluding boots and shoes)—Bags, Trunks and Travelling requisites . Value	Cwts. 3,914	4,638	4,354	4,048	2,768	9,79,155	11,15,026	8,67,947	9,40,733	5,78,541
Leather belting . . . . .	Cwts. 5	14	30	54	8	48,221	60,116	79,878	62,508	62,858
Saddlery and harness . Value	—	—	—	—	—	830	1,250	4,088	14,700	1,092
Other sorts . . . . .	—	—	—	—	—	12,191	27,022	8,007	88,485	1,86,953
Total Leather . . . . .	—	—	—	—	—	1,68,481	1,58,811	1,36,516	1,19,594	1,10,736
Liquors—										
Spirit . . . . .	Gals. 1,182	407	603	365	1,684	2,700	877	1,138	867	2,330
Other sorts of liquors . . . . .	228	5	69	6	3	685	200	318	20	40
Total Liquors . . . . .	1,410	412	672	371	1,687	3,385	1,077	1,456	887	2,370
Machinery and millwork of all kinds . . . . .	Value	—	—	—	—	61,980	66,101	51,921	42,357	32,500
Manures—										
Bones (a) . . . . .	Tons 98,196	94,747	109,711	105,225	37,778	97,64,108	94,91,685	1,08,21,420	1,02,70,064	23,20,815
Fish manures . . . . .	9,206	7,565	6,256	5,194	5,624	10,60,068	8,50,373	7,35,133	6,77,209	5,46,759
Fish guano . . . . .	1,470	1,184	291	275	22	2,47,232	1,98,789	33,061	44,439	2,634
Hornmeal . . . . .	1,706	4,550	3,352	1,970	3,071	2,77,307	5,97,561	4,03,286	2,28,038	2,53,605
Sulphate of Ammonia . . . . .	3,756	10	..	4,850	3,051	6,39,109	2,050	..	5,62,600	3,80,033
Other kinds . . . . .	5,978	10,111	2,676	3,369	3,620	8,13,221	10,75,529	4,42,489	4,72,579	3,34,947
Total Manures (b) . . . . .	120,312	117,967	122,286	120,833	53,166	1,28,01,045	1,22,15,987	1,24,95,389	1,22,54,929	38,38,693
Mats and matting (except coir and rubber) . . . . .	Sq. yds. 332,417	331,335	353,966	454,695	274,226	49,041	47,290	37,720	82,837	38,991
Metals and Ores—										
Brass, Bronze, and similar alloys—										
Unwrought . . . . .	Cwts. 2	4,462	3,704	3,498	..	1,023	1,07,253	1,11,318	76,780	..
Wrought . . . . .	11,689	11,619	13,670	7,546	5,707	15,68,300	14,14,332	15,02,709	8,35,030	5,12,329
Chromite (chrome iron ore) Tons	25,767	29,903	17,230	20,641	8,244	8,21,948	9,50,467	5,78,356	6,74,300	2,72,822
Copper—										
Ore . . . . .	10	2	..	..	..	3,016	250	..	..	..
Wrought (sheets and other manufactures) . Cwts.	4,075	3,039	2,337	1,297	1,021	3,49,562	2,57,331	2,00,531	1,15,523	87,530
Others . . . . .	249,700	203,804	263,171	344,896	248,337	52,32,056	40,76,290	53,22,173	61,08,068	27,16,463
Total Copper (excluding Ore) . . . . .	253,775	206,843	265,508	346,193	249,358	56,31,618	43,34,171	55,22,704	62,23,598	28,03,993
Ferro manganese . . . . .	Tons 4,000	3,106	3,200	..	..	1,08,000	1,80,345	19,200	..	..
Iron or steel—										
Ore . . . . .	..	..	101	802	437	25	..	3,030	12,520	3,431
Pig . . . . .	393,249	448,946	563,313	439,135	350,858	1,78,75,134	2,11,49,275	2,59,39,988	1,70,40,230	1,22,69,374
Manufactures—										
Anchors and cables . . . . .	51	53	28	25	124	20,701	13,226	10,208	8,995	12,649
Angle, bolt and rod . . . . .	2	4	7	3	..	937	1,325	3,966	1,003	479
Bars and channel . . . . .	44	37	124	25	9,419	12,375	10,856	23,305	6,437	4,95,149
Hoops and strips . . . . .	..	..	17	3	27	185	40	8,384	385	2,030
Nails, screws, rivets, and washers . . . . .	153	133	118	78	73	69,196	64,460	52,277	27,009	21,794
Old, for re-manufacture . . . . .	59,116	78,010	77,537	53,202	87,570	20,71,101	22,06,547	25,44,119	16,42,234	18,30,637
Pipes and fittings, cast . . . . .	25	54	131	2,043	807	6,815	16,422	16,394	2,17,346	85,690
Sheets and plates (including galvanised and tinned plates) . . . . .	13	24	94	3	1	4,557	4,330	5,932	1,561	305
Tubes, pipes, and fittings wrought . . . . .	21	43	664	303	171	5,110	11,010	92,369	51,843	22,668
Other manufactures of iron or steel . . . . .	272	437	152	363	4,137	21,596	20,395	15,785	32,323	1,35,003
Total Iron or Steel (excluding Ore) . . . . .	452,946	527,741	647,685	495,188	453,137	2,00,37,707	2,35,02,386	2,37,13,707	1,90,29,919	1,49,26,378

(a) Figures prior to 1931-32 represent bones crushed, uncrushed and bonemeal; crushed bones are recorded separately as bones for manufacturing purposes from 1931-32.

(b) Figures prior to 1931-32 include crushed bones.

ABSTRACT TABLES

EXPORTS

No. 11—continued

TOTAL EXPORTS of ARTICLES of INDIAN MERCHANDISE—continued

ARTICLES	QUANTITY					VALUE				
	1927-28	1928-29	1929-30	1930-31	1931-32	1927-28	1928-29	1929-30	1930-31	1931-32
<b>Metals and Ores—continued</b>										
<b>Lead—</b>										
Pig . . . . . Cwts.	1,250,586	1,443,754	1,455,843	1,408,558	1,294,630	2,14,64,454	2,15,37,377	2,44,52,396	2,16,88,615	1,73,28,447
Other sorts . . . . "	149,448	74,721	101,731	24,717	23,720	12,26,790	10,43,340	11,55,676	4,92,782	4,70,970
<b>TOTAL LEAD . . . . "</b>	<b>1,400,034</b>	<b>1,518,475</b>	<b>1,647,574</b>	<b>1,523,275</b>	<b>1,321,350</b>	<b>2,26,91,244</b>	<b>2,25,80,723</b>	<b>2,56,09,072</b>	<b>2,21,81,397</b>	<b>1,77,99,417</b>
Manganese ore . . . . Tons	703,949	680,938	815,073	485,773	211,737	1,95,43,873	1,96,80,095	2,23,56,453	1,39,09,854	56,51,943
Ferruginous manganese ore . . . . "	12,350	13,760	24,310	5,000	3,200	2,74,500	1,29,600	1,43,860	35,500	23,500
<b>Tin—</b>										
Ore . . . . . "	2,361	2,624	3,331	2,524	2,362	58,29,502	53,71,338	64,33,465	33,76,207	24,32,565
Unwrought (blocks, ingots, bars, and slabs) . . . . . Cwts.	24,324	14,761	10,786	16,167	51,937	2,38,645	1,35,410	1,55,980	80,169	1,46,310
Wrought (including plates or sheets, not being tinned iron) . . . . "	..	865	2	..	2,485	..	7,212	100	..	2,423
<b>TOTAL TIN (excluding Ore) . . . . "</b>	<b>24,324</b>	<b>15,626</b>	<b>10,788</b>	<b>16,167</b>	<b>54,422</b>	<b>2,38,645</b>	<b>1,42,622</b>	<b>1,55,480</b>	<b>80,169</b>	<b>1,48,733</b>
Wolfram ore . . . . . Tons	3,009	876	1,363	3,311	4,334	41,09,997	5,73,529	27,93,730	58,01,538	62,34,867
Zinc or spelter, all sorts . . Cwts.	1,440,510	1,535,568	1,316,208	1,225,001	1,126,350	72,03,647	77,33,969	65,82,375	55,00,050	23,16,250
Metals, unenumerated . . . . "	75,354	93,024	95,178	74,624	66,202	11,82,142	13,22,610	19,53,094	13,02,711	9,61,650
Ores . . . . . Tons	12,976	11,348	9,115	9,063	4,138	2,73,126	10,73,719	4,01,501	3,64,233	1,21,751
<b>TOTAL METALS AND ORES . . . . "</b>	<b>1,377,677</b>	<b>1,439,573</b>	<b>1,693,845</b>	<b>1,182,617</b>	<b>828,883</b>	<b>3,97,08,319</b>	<b>3,91,03,409</b>	<b>10,33,95,554</b>	<b>7,94,03,994</b>	<b>5,47,10,134</b>
Mica . . . . . Cwts.	82,511	96,291	114,040	74,068	53,308	92,33,729	90,46,585	1,03,07,760	67,58,911	39,35,823
Monaxite . . . . . Tons	429	100	212	..	..	66,370	30,000	25,446	..	..
<b>Oils—</b>										
Animal . . . . . Gals.	6,974	3,705	3,411	873	512	11,295	3,906	7,429	2,230	1,270
<b>Essential—</b>										
Cinnamon . . . . . "	31	11	186	..	2	755	400	9,900	..	56
Citronella . . . . . "	786	1,929	263	8	..	5,230	19,911	2,730	96	..
Ginger grass . . . . . "	321	443	714	219	322	13,325	20,336	36,747	8,475	14,302
Lemongrass oil . . . . . "	76,163	97,549	70,543	39,353	50,670	13,33,299	16,26,364	10,53,247	5,27,136	4,30,575
Palmarosa . . . . . "	9,264	6,331	9,263	3,531	6,534	3,67,675	3,49,514	4,15,544	3,10,639	2,36,342
Sandalwood oil . . . . . "	15,616	18,670	14,933	3,724	12,670	22,26,380	26,86,091	23,36,096	12,33,213	13,14,845
Thymol . . . . . "	199	..	1	..	..	16,408	..	23	..	..
Other sorts . . . . . "	2,253	2,169	2,705	2,326	1,364	42,037	50,163	63,430	49,533	30,561
<b>TOTAL ESSENTIAL . . . . "</b>	<b>104,633</b>	<b>127,107</b>	<b>104,673</b>	<b>59,216</b>	<b>72,121</b>	<b>40,06,559</b>	<b>47,51,779</b>	<b>39,17,717</b>	<b>21,70,142</b>	<b>25,76,681</b>
<b>Mineral—</b>										
Kerosene . . . . . "	6,270	1,026	796	..	403	3,774	302	637	..	213
Dangerous petroleum flashing below 70° F. including Petrol, Benzine and Benzol . . . . "	2,900	126	433	92	302	3,505	222	350	115	349
Other sorts . . . . . "	144,039	138,366	93,975	73,674	93,613	1,36,010	1,56,259	1,26,773	92,923	1,00,555
<b>Vegetable, non-essential—</b>										
Castor . . . . . "	474,451	538,652	508,355	476,642	932,092	10,12,535	12,14,520	10,40,933	9,45,993	15,09,355
Coconut . . . . . "	73,657	83,259	74,335	50,750	36,174	2,09,916	2,21,191	1,30,095	1,09,936	66,413
Cotton seed . . . . . "	90	51	292	61	24,377	150	190	724	116	27,933
Groundnut . . . . . "	96,496	440,337	175,772	165,633	454,093	2,52,073	9,17,620	4,02,353	3,26,047	6,71,952
Linseed . . . . . "	73,297	47,077	169,553	76,923	33,099	1,33,332	1,13,117	4,33,719	2,00,349	62,936
Mustard or rape . . . . . "	323,252	269,647	231,921	206,319	240,091	3,93,724	6,32,935	5,34,633	4,53,570	4,31,172
Sesamum (su or Junjil). . . . "	93,596	179,474	180,533	135,017	95,642	2,33,394	5,20,662	4,50,337	3,44,563	2,30,322
Other sorts . . . . . "	45,557	22,940	26,505	27,245	13,495	95,361	64,113	73,503	63,011	43,197
<b>Total Vegetable, non-essential . . . . "</b>	<b>1,193,396</b>	<b>1,536,441</b>	<b>1,317,316</b>	<b>1,139,695</b>	<b>2,000,073</b>	<b>20,36,940</b>	<b>37,45,403</b>	<b>31,30,417</b>	<b>24,49,235</b>	<b>30,43,730</b>
<b>TOTAL OILS . . . . . "</b>	<b>1,453,212</b>	<b>1,366,771</b>	<b>1,556,159</b>	<b>1,273,555</b>	<b>2,072,034</b>	<b>70,93,033</b>	<b>36,63,371</b>	<b>72,33,373</b>	<b>47,23,750</b>	<b>57,22,333</b>

## No. 11—continued

## TOTAL EXPORTS of ARTICLES of INDIAN MERCHANDISE—continued

ARTICLES	QUANTITY					VALUE				
	1927-28	1928-29	1929-30	1930-31	1931-32	1927-28	1928-29	1929-30	1930-31	1931-32
<b>Oilcakes—</b>										
Castor cake . . . Tons	54	1,212	111	861	1,813	3,974	1,39,186	10,554	49,068	91,212
Coconut cake (Punao) . . . "	2,246	4,695	4,327	3,874	2,980	2,42,254	6,03,279	4,90,136	3,15,057	1,93,089
Cotton cake . . . "	4,758	4,129	3,171	7,760	2,566	4,50,124	4,17,064	3,17,080	6,22,500	1,40,841
Groundnut cake . . . "	147,471	163,162	172,467	181,771	183,757	1,66,89,021	1,87,33,589	1,96,74,902	1,41,55,792	1,23,08,000
Linseed cake . . . "	63,351	86,637	51,190	24,059	46,582	81,36,095	1,10,12,275	62,58,444	26,72,938	87,57,065
Rape and sesamum cake . . . "	48,388	59,840	35,483	30,758	50,244	54,74,014	64,44,483	37,59,022	27,03,668	34,08,623
Others . . . "	4,327	8,403	5,922	4,511	2,800	4,23,470	10,63,079	6,51,431	2,83,152	1,68,911
<b>TOTAL OILCAKES . . . "</b>	<b>275,595</b>	<b>327,578</b>	<b>272,671</b>	<b>253,589</b>	<b>290,751</b>	<b>3,14,18,952</b>	<b>3,84,17,955</b>	<b>3,11,91,569</b>	<b>2,08,05,175</b>	<b>2,00,67,741</b>
<b>Opium . . .</b>	<b>4,977</b>	<b>3,935</b>	<b>3,550</b>	<b>3,051</b>	<b>2,200</b>	<b>1,99,08,750</b>	<b>1,57,42,362</b>	<b>1,42,00,375</b>	<b>1,22,07,375</b>	<b>86,93,125</b>
{ Chests										
{ —Cwts.	<b>—6,208</b>	<b>—4,920</b>	<b>—4,437</b>	<b>—3,819</b>	<b>—2,715</b>					
<b>Paints and Painter's materials—</b>										
Paints and colours—										
Graphite . . . Cwts.	..	1	..	1	..	..	85	..	10	..
Other sorts . . . "	18,307	21,746	21,244	12,549	23,672	2,17,312	2,48,074	2,27,160	1,25,072	2,33,125
Painters' materials . . . Value	—	—	—	—	—	6,15,908	7,76,945	3,88,225	2,40,069	2,71,332
<b>TOTAL PAINTS AND PAINTERS' MATERIALS . . . "</b>	<b>—</b>	<b>—</b>	<b>—</b>	<b>—</b>	<b>—</b>	<b>8,33,220</b>	<b>10,25,104</b>	<b>5,65,385</b>	<b>3,65,151</b>	<b>5,04,457</b>
<b>Paper and Pasteboard—</b>										
Paper—										
Printing paper . . . Cwts.	171	50	10	..	193	3,605	1,355	619	50	4,270
Other kinds of paper (including paper manufactures) . . . "	344	586	513	469	471	23,871	13,174	18,800	10,651	16,724
Pasteboard, millboard, and cardboard of all kinds . . . "	7	51	64	12	8	147	1,185	832	225	324
<b>Total Paper and Pasteboard . . . "</b>	<b>522</b>	<b>687</b>	<b>587</b>	<b>483</b>	<b>672</b>	<b>27,623</b>	<b>20,714</b>	<b>20,260</b>	<b>16,926</b>	<b>21,318</b>
Paper-making materials . . . "	11,374	6,885	5,847	3,237	3,478	1,32,773	1,47,968	1,18,273	53,115	1,10,738
Paraffin wax . . . Tons	51,132	52,359	65,726	57,959	51,727	2,42,45,514	2,45,53,639	3,17,68,689	2,81,82,598	2,31,74,220
Perfumery (not being perfumed spirits including Musk) . . . Value	—	—	—	—	—	2,24,533	2,04,758	2,51,945	2,03,898	1,43,215
Plants, living, including Bulbs . . . "	—	—	—	—	—	29,919	22,740	30,357	36,221	28,185
Precious stones and Pearls, unset . . . "	—	—	—	—	—	26,098	19,377	58,599	18,608	5,414
Printing and Lithographing materials (excluding paper) . . . "	—	—	—	—	—	55,511	32,344	38,501	30,877	28,310
<b>Provisions and Oilman's stores—</b>										
Beche-de-mer . . . Lbs.	..	32,402	40,211	72,736	73,107	..	9,327	17,862	18,520	27,425
Butter . . . Cwts.	4,590	4,372	5,402	4,337	2,379	5,45,036	5,57,932	6,06,141	4,84,320	3,02,805
Cheese . . . "	30	70	52	52	51	2,278	6,520	5,110	4,332	4,002
Confectionery . . . "	784	1,034	1,113	480	365	30,391	41,185	40,547	25,477	15,204
Ghi . . . "	37,072	38,605	35,579	31,123	27,294	36,29,453	37,95,352	35,14,442	28,54,990	22,26,714
Lard . . . "	..	2	..	..	..	..	60	..	..	..
Pickles, chutnies, and condiments . . . "	23,579	30,875	26,652	24,577	23,576	10,09,317	11,37,346	10,12,475	8,81,902	7,79,095
Other sorts of provisions . . . "	29,451	30,734	23,577	27,659	20,181	9,04,512	9,00,415	8,43,801	7,24,666	5,99,482
<b>Total Provisions and Oilman's stores . . . Value</b>	<b>—</b>	<b>—</b>	<b>—</b>	<b>—</b>	<b>—</b>	<b>61,20,987</b>	<b>64,48,137</b>	<b>60,40,378</b>	<b>49,94,797</b>	<b>39,54,727</b>
<b>Railway plant and Rolling-stock—</b>										
Materials for construction (including sleepers of wood)* . . . Tons	5	—	—	—	—	5,075	—	—	—	—
Teak keys (a) . . . "	2,740	—	—	—	—	4,74,562	—	—	—	—
Other sorts * . . . Value	—	—	—	—	—	964	—	—	—	—

\* Discontinued from 1928-29.  
(a) Shown under "Wood and Timber" from 1928-29.

ABSTRACT TABLES  
EXPORTS

( 64 )

No. 11—continued

TOTAL EXPORTS of ARTICLES of INDIAN MERCHANDISE—continued

ARTICLES	QUANTITY					VALUE				
	1927-28	1928-29	1929-30	1930-31	1931-32	1927-28	1928-29	1929-30	1930-31	1931-32
Rubber—						R	R	R	R	R
Raw . . . . . Lbs.	25,403,266	25,824,448	25,673,267	23,327,301	15,104,991	2,57,09,077	1,99,85,435	1,78,87,892	1,29,75,198	44,57,71
Manufactures . . . . . Value	—	—	—	—	—	54,826	13,839	20,876	32,769	0,26
Sajt . . . . . Tons	14,711	10,161	13	14	8	2,81,468	1,91,031	2,618	3,215	2,11
Seeds—										
Oilseeds—										
Essential—										
Ajama . . . . . Tons	162	181	117	128	134	63,079	63,125	47,874	40,852	44,26
Ajwan . . . . . "	8	44	12	10	11	3,886	19,068	4,558	5,735	4,76
Aniseed . . . . . "	12	18	60	23	35	5,565	10,392	24,266	6,676	4,96
Coriander . . . . . "	4,371	2,327	1,590	1,600	1,750	17,07,164	9,11,306	3,96,587	3,54,834	4,23,06
Cummin (other than black) . . . . . "	610	650	456	836	661	5,02,145	5,38,859	3,91,176	6,91,251	4,88,70
Cummin, black . . . . . "	73	113	84	84	79	34,190	53,920	43,990	37,230	24,42
Fennel . . . . . "	561	676	417	423	416	2,35,910	3,38,238	1,89,895	1,73,878	1,60,97
Fenugreek . . . . . "	731	303	363	371	599	2,64,393	2,76,559	3,36,014	2,87,237	1,99,20
Sawa or dil . . . . . "	974	544	431	252	437	2,43,878	1,33,921	1,30,777	70,354	86,98
Other sorts . . . . . "	..	2	3	158	1,295	1,105	854	2,955	82,723	5,13 37
Total Seeds, essential ..	7,502	5,358	4,033	4,383	5,417	30,61,924	23,56,237	15,68,087	17,59,815	19,50,60
Non-essential—										
Castor . . . . . "	121,711	121,346	106,413	91,022	103,974	2,53,32,835	2,45,52,594	2,14,96,164	1,55,85,241	1,49,69,40
Copra or coconut-kernel . . . . . "	333	131	112	69	27	1,41,634	84,523	67,919	33,559	14,62
Cotton . . . . . "	152,952	131,313	57,818	41,350	11,655	1,44,69,976	1,32,60,277	54,87,328	22,73,807	5,95,14
Groundnuts . . . . . "	613,300	788,407	714,157	601,204	671,973	15,63,48,117	10,36,85,142	16,33,36,038	9,66,78,700	10,13,68,53
Linseed . . . . . "	222,607	156,743	243,162	256,799	120,283	4,52,11,366	3,30,60,324	5,72,36,789	5,41,06,779	1,53,11,31
Mowa or mowra . . . . . "	4,400	6,982	402	1,430	..	6,81,344	11,00,579	63,100	1,49,809	..
Mustard . . . . . "	2,052	4,460	2,600	2,535	2,802	6,14,433	12,37,779	7,62,466	6,48,473	6,07,66
Niger . . . . . "	1,731	3,448	3,947	2,058	1,548	3,85,055	7,25,533	7,02,475	3,16,657	1,93,45
Poppy . . . . . "	2,233	581	175	552	223	7,97,143	2,08,452	71,075	1,73,339	50,51
Rape . . . . . "	66,259	77,496	44,310	32,843	53,863	1,47,29,433	1,66,72,650	92,07,968	52,16,683	73,36,69
Sesamum (til or jinjili) ..	11,063	30,483	10,789	1,116	12,322	32,31,555	31,78,225	27,18,295	3,43,479	23,09,70
Tea . . . . . "	351	339	396	653	633	3,04,264	3,29,313	10,13,841	11,20,396	3,88,64
Other sorts . . . . . "	2,125	621	1,600	643	3,049	3,25,020	96,813	2,32,279	93,525	3,01,16
Total Seeds, non-essential . . . . . "	1,201,267	1,322,356	1,190,381	1,032,274	932,362	26,35,72,180	29,37,01,707	26,30,05,737	17,67,45,447	14,39,03,01
Other than oilseeds . . . . . "	1,204	702	283	345	95	2,95,727	1,93,714	1,01,780	7,12,272	29,46
Total Seeds . . . . . "	1,209,973	1,323,410	1,191,262	1,037,002	937,374	26,69,29,831	29,62,51,653	26,46,75,604	17,86,17,534	14,58,83,08
Shells and Cowries—										
Cowries . . . . . Cwts.	125	75	49	101	300	4,347	2,423	2,170	2,959	12,237
Shells (chanks, sankhli, large ornamental shells, cowras, mother-of-pearl shells, and oyster shells) ..	3,210	3,291	2,742	4,017	2,799	1,41,973	1,27,900	1,13,832	1,21,330	1,00,163
Tortoise-shell (including nakhia or nakh) Lbs.	307	353	780	1,410	..	5,450	4,959	9,503	1,000	..
Total Shells and cowries . . . . . Value	—	—	—	—	—	1,51,770	1,35,232	1,25,506	1,25,339	1,12,450
Soap . . . . . Cwts.	7,980	14,905	19,391	21,363	13,293	1,91,100	3,30,116	4,33,546	3,93,770	2,39,385
Specimens illustrative of natural science . . . . . Value	—	—	—	—	—	89,860	61,936	[66,002	44,228	[23,904

No. 11—continued

## TOTAL EXPORTS of ARTICLES of INDIAN MERCHANDISE—continued

ARTICLES	QUANTITY					VALUE				
	1927-28	1928-29	1929-30	1930-31	1931-32	1927-28	1928-29	1929-30	1930-31	1931-32
<b>Spices—</b>										
Betelnuts . . . Cwts.	8,764	8,517	8,427	4,097	2,635	2,17,769	2,14,991	1,98,167	1,87,353	1,02,892
Cardamoms . . . "	8,893	7,627	10,217	13,490	6,463	23,26,610	20,50,819	26,30,915	22,43,938	12,37,135
Chillies . . . "	180,353	180,909	170,130	172,144	162,702	43,09,897	37,76,247	45,72,434	34,36,839	23,34,636
Cinnamon . . . "	49	121	114	23	94	2,799	9,395	7,760	1,107	5,650
Cloves . . . "	12	27	197	11	40	1,093	1,589	4,117	1,236	2,235
Ginger . . . "	47,067	33,126	41,165	50,240	54,541	17,32,237	13,19,255	16,33,822	16,02,279	12,84,694
Pepper . . . "	195,697	92,465	121,447	100,909	94,097	1,53,50,469	84,61,887	1,05,62,634	52,17,553	37,33,858
Other sorts . . . "	1,716	1,361	749	788	638	54,643	46,757	29,091	23,233	18,886
<b>Total Spices . . . "</b>	<b>437,551</b>	<b>319,153</b>	<b>347,386</b>	<b>341,702</b>	<b>321,210</b>	<b>2,39,95,517</b>	<b>1,58,80,440</b>	<b>1,96,33,940</b>	<b>1,27,18,538</b>	<b>87,24,986</b>
<b>Stationery (excluding paper) . Value</b>	<b>—</b>	<b>—</b>	<b>—</b>	<b>—</b>	<b>—</b>	<b>1,18,656</b>	<b>1,08,600</b>	<b>1,23,002</b>	<b>1,09,872</b>	<b>97,005</b>
Stone and Marble . . Tons	3,426	2,114	3,306	1,972	4,920	61,401	1,25,833	1,80,522	58,700	1,26,340
<b>Sugar—</b>										
Sugar, 16 Dutch standard and above (a) Tons	202	183	157	—	—	1,14,023	92,346	66,065	—	—
Sugar, 28 Dutch standard and above* . "	—	—	—	—	4	—	—	—	944	2,105
Sugar below 23 Dutch standard but not below 16 Dutch standard* . "	—	—	—	93	88	—	—	—	40,130	27,476
Sugar, 15 Dutch standard and below . "	554	461	118	400	134	1,29,819	1,06,864	29,386	70,315	23,931
Molasses (including Palmyra and cane jaggery) . "	2,135	1,448	1,069	409	740	5,37,651	3,48,852	2,73,035	1,40,064	1,38,329
<b>Total Sugar . . . "</b>	<b>2,891</b>	<b>2,092</b>	<b>1,344</b>	<b>902</b>	<b>966</b>	<b>7,81,493</b>	<b>5,48,062</b>	<b>3,68,486</b>	<b>2,51,453</b>	<b>1,91,841</b>
<b>Tallow and stearine (including grease and animal fat) . Cwts.</b>	<b>11,099</b>	<b>11,731</b>	<b>9,917</b>	<b>3,788</b>	<b>6,643</b>	<b>4,53,102</b>	<b>4,94,659</b>	<b>4,04,351</b>	<b>3,33,151</b>	<b>2,33,698</b>
<b>Tea, black . . . Lbs.</b>	<b>360,698,505</b>	<b>359,163,073</b>	<b>376,168,945</b>	<b>355,300,772</b>	<b>340,910,130</b>	<b>32,41,85,318</b>	<b>26,67,67,448</b>	<b>25,97,92,352</b>	<b>23,51,13,655</b>	<b>19,40,63,452</b>
" green . . . "	945,619	439,124	465,244	938,168	608,174	6,63,925	2,76,752	2,71,216	4,73,888	3,10,423
<b>Total Tea . . . "</b>	<b>361,614,124</b>	<b>359,602,197</b>	<b>376,634,189</b>	<b>356,238,940</b>	<b>341,518,304</b>	<b>32,48,49,243</b>	<b>26,60,44,198</b>	<b>26,00,63,568</b>	<b>23,55,92,538</b>	<b>19,43,73,875</b>
<b>Tea waste, for the manufacture of Caffeine . . . "</b>	<b>4,114,633</b>	<b>3,962,623</b>	<b>4,627,009</b>	<b>6,519,553</b>	<b>2,693,752</b>	<b>4,41,671</b>	<b>3,38,830</b>	<b>4,50,074</b>	<b>6,32,295</b>	<b>1,83,713</b>
<b>Textiles—</b>										
<b>Cotton—</b>										
Raw . . . Tons	479,679	662,796	726,364	701,069	423,080	47,72,17,636	66,24,54,101	65,07,70,040	46,32,80,408	23,44,72,269
Waste . . . Cwts.	188,294	221,552	229,648	219,024	245,376	47,35,390	44,55,787	52,64,503	39,84,108	33,46,676
<b>Twist and Yarn—</b>										
Grey Nos. 1 to 10 . Lbs.	6,359,563	6,363,463	6,683,562	7,037,026	5,968,613	40,53,706	43,28,614	44,91,239	36,44,172	26,03,266
" " 11 to 20 . "	11,313,037	12,456,895	10,516,971	8,345,321	10,653,991	93,33,815	1,08,36,006	85,87,761	60,06,190	63,30,964
" " 21 to 30 . "	362,845	405,577	335,095	187,325	245,626	4,86,146	4,44,979	3,23,506	1,76,953	1,00,763
" " 31 to 40 . "	20,072	24,422	62,136	4,815	92,600	25,912	30,539	56,485	4,755	31,175
" " above No. 40 . "	37,900	16,000	15,800	3,020	11,600	12,150	13,000	12,365	3,017	10,794
" " Twofold (doubles) . "	5,692,804	4,376,375	6,330,836	7,183,857	4,693,900	40,85,519	33,04,613	50,04,241	55,01,011	33,57,300
" " Coloured Nos. 1 to 20 . "	106,501	101,446	125,340	93,070	84,848	1,19,029	1,16,807	1,29,027	85,455	62,806
" " Nos. 21 to 40 . "	117,369	56,719	31,450	14,000	4,700	1,37,134	68,722	40,371	16,367	5,550
" " above No. 40 . "	1,900	1,600	2,000	..	..	4,600	4,200	2,812	..	..
" " Twofold (doubles) . "	33,520	15,600	800	2,800	2,400	30,903	10,950	412	4,700	1,950
" " Bleached (white) . . . "	617,399	394,606	366,433	417,349	123,365	4,75,005	3,24,772	2,87,494	2,42,507	66,936
" " Unspecified descriptions of twist and yarn . . . "	33,980	106,370	99,097	179,851	146,321	22,283	73,314	87,897	93,109	68,238
<b>Total Twist and Yarn . . . "</b>	<b>24,696,890</b>	<b>24,319,172</b>	<b>24,569,520</b>	<b>23,473,434</b>	<b>22,042,964</b>	<b>1,87,91,202</b>	<b>1,95,67,066</b>	<b>1,90,23,624</b>	<b>1,57,63,236</b>	<b>1,27,35,332</b>
<b>Manufactures—</b>										
Canvas . . . Yds.	7,515	15,125	9,863	2,975	1,709	6,606	13,791	5,180	1,512	971
Handkerchiefs and shawls in the piece . No.	3,599,163	3,197,133	4,929,031	2,751,770	3,580,534	36,14,436	23,86,284	43,37,430	21,74,227	22,33,930
Hosiery . . . Value	—	—	—	—	—	52,640	66,426	44,498	54,233	22,603

\* Shown separately from 1930-31.  
(a) Sub-divided from 1930-31.

X: 54.25n

(52-1)

ABSTRACT TABLES  
EXPORTS

( 66 )

No. 11—continued

TOTAL EXPORTS of ARTICLES of INDIAN MERCHANDISE—continued

ARTICLES	QUANTITY					VALUE				
	1927-28	1928-29	1929-30	1930-31	1931-32	1927-28	1928-29	1929-30	1930-31	1931-32
						R	R	R	R	R
<b>Textiles—continued</b>										
<b>Cotton—contd.</b>										
<b>Manufactures—contd.</b>										
<b>Piece goods—</b>										
<b>Grey (unbleached)—</b>										
Chadars and Dhutis . Yds.	3,675,926	3,621,464	3,775,413	1,996,634	2,232,857	12,12,443	12,64,194	12,19,163	6,34,408	7,00,553
Drills and Jeans . "	302,608	412,389	310,432	92,918	134,683	94,676	1,10,119	97,418	24,443	34,281
T. cloth and Domestic . "	1,428,327	3,000,236	1,902,535	1,275,180	607,680	3,34,715	7,13,553	4,92,227	3,49,116	1,22,340
Shirtings . . . "	2,024,899	1,955,948	2,401,730	3,918,380	4,101,897	5,10,637	6,10,293	6,94,637	10,96,436	11,54,821
Other sorts . . . "	10,557,539	7,395,912	6,652,973	2,512,453	1,457,776	31,52,538	22,41,215	19,07,432	5,59,464	3,12,974
<b>Total Grey (unbleached) . "</b>	<b>17,989,299</b>	<b>16,385,049</b>	<b>15,043,083</b>	<b>9,796,065</b>	<b>8,584,893</b>	<b>53,05,059</b>	<b>49,48,374</b>	<b>44,10,927</b>	<b>26,63,867</b>	<b>23,24,919</b>
<b>White (bleached)—</b>										
Chadars and Dhutis . "	114,622	281,758	200,775	66,510	27,317	52,252	1,07,808	87,683	33,726	11,348
Drills and Jeans . "	61,000	92,342	36,564	20,493	26,813	28,795	30,045	13,778	8,528	11,492
T. cloth and Domestic . "	21,034	19,646	65,473	25,456	7,530	9,701	11,023	13,800	13,864	4,297
Shirtings . . . "	42,648	66,328	57,599	33,920	31,914	18,399	16,184	16,251	10,370	7,521
Other sorts . . . "	1,115,449	918,727	833,482	252,349	173,997	4,30,944	3,38,138	3,10,867	90,516	61,763
<b>Total White (bleached) . "</b>	<b>1,354,753</b>	<b>1,378,801</b>	<b>1,198,893</b>	<b>398,733</b>	<b>267,571</b>	<b>5,40,091</b>	<b>5,03,198</b>	<b>4,42,379</b>	<b>1,57,004</b>	<b>96,421</b>
<b>Coloured, printed, or dyed—</b>										
Lungs and Saris . "	23,945,809	23,430,826	27,029,241	20,847,513	16,517,886	1,51,60,019	1,41,87,271	1,39,77,545	1,02,66,830	79,70,026
Drills and Jeans . "	2,436,992	2,766,567	2,150,187	1,547,529	807,432	7,77,980	7,92,320	6,03,964	4,52,150	2,07,442
Other sorts . . . "	117,897,055	100,257,837	88,005,068	65,125,174	78,458,641	4,00,68,781	3,32,37,215	2,72,72,975	1,96,80,860	2,18,34,708
<b>Total Coloured, printed, or dyed . "</b>	<b>149,279,856</b>	<b>131,455,230</b>	<b>117,184,496</b>	<b>87,520,216</b>	<b>95,783,959</b>	<b>5,60,06,780</b>	<b>4,82,16,806</b>	<b>4,18,54,484</b>	<b>3,03,99,340</b>	<b>3,00,12,176</b>
<b>Total Piece goods . "</b>	<b>168,623,708</b>	<b>149,219,080</b>	<b>133,426,472</b>	<b>97,715,014</b>	<b>104,636,423</b>	<b>6,18,51,930</b>	<b>5,86,68,373</b>	<b>4,67,07,790</b>	<b>3,32,20,211</b>	<b>3,24,38,516</b>
Thread, sewing . . Lbs.	251,166	236,264	232,614	149,564	179,895	3,89,294	3,42,204	3,51,377	2,11,215	2,42,210
Other sorts of man- ufactures . . . "	2,202,727	1,573,515	1,435,845	775,849	533,938	20,17,289	14,06,634	13,37,191	7,24,362	4,14,059
<b>Total Cotton manufac- tures (including twist and yarn) . . . Value</b>	<b>—</b>	<b>—</b>	<b>—</b>	<b>—</b>	<b>—</b>	<b>8,67,23,397</b>	<b>7,79,55,783</b>	<b>7,18,67,090</b>	<b>5,21,54,426</b>	<b>4,81,83,121</b>
<b>Total Cotton, raw and manufactures . . . "</b>	<b>—</b>	<b>—</b>	<b>—</b>	<b>—</b>	<b>—</b>	<b>56,86,76,423</b>	<b>74,48,65,671</b>	<b>72,79,01,633</b>	<b>51,94,18,942</b>	<b>23,80,02,086</b>
<b>Flax—</b>										
<b>Flax manufactures (including twist and yarn) . . . Value</b>	<b>—</b>	<b>—</b>	<b>—</b>	<b>—</b>	<b>—</b>	<b>7,649</b>	<b>7,617</b>	<b>14,069</b>	<b>14,002</b>	<b>7,189</b>
<b>Total flax, raw and manufactures . . . "</b>	<b>—</b>	<b>—</b>	<b>—</b>	<b>—</b>	<b>—</b>	<b>7,649</b>	<b>7,617</b>	<b>14,069</b>	<b>14,002</b>	<b>7,189</b>
<b>Haberdashery and Mill- nery . . . . . "</b>	<b>—</b>	<b>—</b>	<b>—</b>	<b>—</b>	<b>—</b>	<b>8,65,256</b>	<b>9,93,069</b>	<b>10,92,769</b>	<b>6,30,194</b>	<b>3,15,910</b>
<b>Hemp (chiefly Sann)—</b>										
Raw . . . . . Cwts.	484,146	561,097	434,959	293,151	223,994	80,83,113	87,51,879	68,33,083	39,30,344	26,89,572
Manufactures (exclud- ing cordage) . . . Value	—	—	—	—	—	2,587	3,397	4,602	4,646	1,577
<b>Total Hemp, raw and manufactures . . . "</b>	<b>—</b>	<b>—</b>	<b>—</b>	<b>—</b>	<b>—</b>	<b>80,85,700</b>	<b>87,55,276</b>	<b>68,37,685</b>	<b>39,34,990</b>	<b>26,91,149</b>
<b>Jute—</b>										
Raw . . . . . Tons	391,907	397,863	306,334	619,705	536,618	30,66,25,972	32,34,91,533	27,17,37,585	12,88,46,694	11,18,80,623
Twist and yarn . . . Lbs.	6,318,502	4,801,266	6,009,110	7,340,710	8,669,001	13,27,123	10,21,313	11,48,337	12,15,031	11,35,192
<b>Manufactures—</b>										
Canvas . . . . . Yds.	50,097	4,319	6,336	1,044	740	25,716	3,200	3,063	2,603	400
<b>Gunny bags—</b>										
Sacking gunny bags { No.	379,943,722	411,110,683	427,025,234	353,139,555	304,598,773	20,45,29,790	22,01,09,293	18,88,74,619	12,56,77,427	9,35,84,497
{ Tons	405,274	437,821	454,867	378,626	339,276					
Hessian gunny bags { No.	33,195,967	36,574,333	95,265,656	30,008,000	33,933,490	2,82,14,655	2,01,67,616	3,00,51,997	2,05,01,610	1,58,02,835
{ Tons	39,294	38,745	43,853	33,069	37,867					
<b>Total Gunny bags { No.</b>	<b>463,139,689</b>	<b>497,685,016</b>	<b>522,290,940</b>	<b>434,045,515</b>	<b>388,532,263</b>	<b>23,27,44,445</b>	<b>24,92,76,909</b>	<b>21,89,26,616</b>	<b>14,61,79,037</b>	<b>10,93,87,332</b>
<b>{ Tons</b>	<b>444,568</b>	<b>476,566</b>	<b>493,720</b>	<b>416,695</b>	<b>377,143</b>					



No. 11—continued

## TOTAL EXPORTS of ARTICLES of INDIAN MERCHANDISE—continued

ARTICLES	QUANTITY					VALUE				
	1927-28	1928-29	1929-30	1930-31	1931-32	1927-28	1928-29	1929-30	1930-31	1931-32
<b>Textiles—concluded</b>						R	R	R	R	R
Gunny cloth—										
Sacking gunny cloth	{ Yds. 74,968,429	64,970,709	51,681,692	32,330,314	25,339,090	} 1,59,59,579	1,45,63,740	1,06,47,859	60,53,346	39,56,499
	{ Tons 52,532	43,630	32,991	30,923	12,700					
Heeslan gunny cloth	{ Yds. 1,477,783,161	1,503,322,577	1,598,843,562	1,238,619,061	905,730,933	} 28,34,82,731	30,18,06,305	23,63,06,369	16,26,47,677	10,05,17,089
	{ Tons 379,983	383,584	418,323	316,370	254,197					
Total Gunny cloth	{ Yds. 1,552,751,590	1,568,293,376	1,650,525,254	1,270,999,375	1,021,070,023	} 29,94,42,310	31,63,70,054	29,69,54,223	16,87,01,023	10,44,73,583
	{ Tons 432,515	427,173	451,314	337,293	266,897					
Rope and twine . . . Cwts.	94,561	107,494	97,608	89,325	50,929	20,22,474	21,50,008	19,78,709	16,46,555	13,56,732
Other kinds . . . "	1,845	4,023	7,067	98,339	223,245	80,650	2,27,726	2,56,907	12,00,292	28,89,285
Total Jute manufactures (including twist and yarn) . . . Value	—	—	—	—	—	53,56,42,723	56,90,49,215	51,92,87,860	31,89,41,511	21,92,42,529
Total Jute, raw and manufactures . . . "	—	—	—	—	—	84,22,63,695	89,25,40,753	79,10,05,445	44,77,91,205	33,11,23,152
Rhea, Ramie or China grass Cwts.	..	..	..	..	..	..	30	..	..	..
<b>Silk—</b>										
Mulberry silk, excluding tasar and other wild silks—										
Raw . . . Lbs.	161,761	141,010	156,912	26,156	5,160	20,67,880	15,97,081	17,92,963	2,45,439	31,114
Chasam or waste . . . "	601,525	630,409	722,794	395,425	292,631	7,17,114	6,63,346	7,36,234	4,28,080	1,53,332
Cocoons . . . "	245,626	159,395	120,155	55,693	22,506	5,67,302	3,37,978	1,99,150	67,292	29,348
Wild silk, tasar, munge, Raria, and others—										
Raw . . . "	2,142	2,240	300	..	..	2,340	1,300	1,450	..	..
Chasam or waste . . . "	268,611	203,049	266,343	114,470	209,825	2,09,423	1,33,072	1,32,067	64,340	73,982
Cocoons . . . "	52,854	32,328	74,392	59,250	4,850	73,483	48,125	88,160	88,375	2,101
Total Silk, raw . . . "	1,332,519	1,229,031	1,340,898	650,994	534,972	36,38,042	27,50,992	30,00,024	3,94,076	2,95,377
<b>Manufactures—</b>										
Goods of silk mixed with other materials . . . Yds.	825,037	605,123	349,089	176,461	12,748	5,35,194	3,50,581	1,54,145	83,356	21,350
Silk piecegoods . . . "	66,067	48,604	33,130	14,300	5,376	33,175	67,249	61,440	20,638	9,234
Thread for sewing . . . Lbs.	612	4,600	3,625	1,767	1,312	2,531	17,200	12,500	6,125	4,160
Other sorts . . . "	1,220	138	704	594	334	10,120	971	3,380	2,082	3,308
Total Silk manufactures . . . Value	—	—	—	—	—	6,31,020	4,36,001	2,31,465	1,12,201	38,542
Total Silk, raw and manufactures . . . "	—	—	—	—	—	42,69,062	32,16,993	32,31,489	10,06,277	3,34,419
<b>Wool—</b>										
Raw . . . Lbs.	50,765,892	56,424,133	50,366,463	30,482,376	41,265,157	4,36,03,409	4,88,53,653	4,42,21,543	2,51,43,609	2,77,24,610
<b>Manufactures—</b>										
Carpets and rugs . . . "	5,129,160	5,164,928	4,635,722	4,231,526	4,766,797	91,84,247	94,22,050	85,02,045	67,04,301	56,72,510
Piecegoods . . . Yds.	19,334	12,332	3,305	6,299	3,089	36,742	23,014	8,494	16,310	7,223
Shawls . . . No.	1,434	1,712	3,693	3,155	32,257	4,980	5,837	16,990	23,507	58,238
Other sorts . . . Lbs.	262,088	473,149	433,956	318,262	293,553	5,08,219	7,66,910	6,05,202	4,36,400	2,10,834
Total Woollen manufactures . . . Value	—	—	—	—	—	97,34,188	1,02,17,311	91,32,731	71,31,018	59,48,855
Total Wool and Woollens . . . "	—	—	—	—	—	5,33,37,597	5,90,71,464	5,33,54,274	3,23,24,627	3,36,73,465
<b>Other textiles—</b>										
Raw . . . Cwts.	2,439	169	93	..	2	47,300	4,540	1,440	..	300
Manufactured . . . Value	—	—	—	—	—	10,689	1,91,692	3,66,106	4,72,495	3,45,654
<b>TOTAL TEXTILE RAW MATERIALS . . . "</b>	—	—	—	—	—	84,39,50,362	105,07,92,430	98,18,28,218	62,60,70,239	38,04,09,927
<b>TOTAL YARNS AND TEXTILE FABRICS . . . "</b>	—	—	—	—	—	63,36,17,509	65,88,54,585	60,19,76,692	37,95,13,493	27,40,83,377
<b>TOTAL TEXTILES, RAW AND MANUFACTURES . . . "</b>	—	—	—	—	—	147,75,68,871	170,96,47,015	158,38,04,910	100,55,92,732	65,44,93,304

ABSTRACT TABLES  
EXPORTS

( 68 )

No. 11—concluded

TOTAL EXPORTS of ARTICLES of INDIAN MERCHANDISE—concluded

ARTICLES	QUANTITY					VALUE				
	1927-28	1928-29	1929-30	1930-31	1931-32	1927-28	1928-29	1929-30	1930-31	1931-32
						R	R	R	R	R
<b>Tobacco—</b>										
Unmanufactured . . . Lbs.	28,087,689	32,932,102	25,972,767	27,970,510	25,426,632	98,57,840	1,22,61,802	99,48,397	96,72,541	80,61,726
<b>Manufactured—</b>										
Cigars . . . . "	281,602	260,370	280,604	219,762	117,531	3,01,819	2,85,808	2,98,724	2,45,666	1,82,780
Cigarettes . . . . "	288,155	284,077	292,910	342,087	312,902	2,98,218	2,69,739	2,79,860	3,16,445	2,66,594
Other sorts . . . . "	589,163	422,847	523,075	560,273	404,184	1,55,931	1,29,635	1,15,076	1,30,391	82,369
<b>Total Tobacco . . . "</b>	<b>29,245,489</b>	<b>33,899,396</b>	<b>27,069,356</b>	<b>29,092,632</b>	<b>26,261,249</b>	<b>1,06,13,808</b>	<b>1,29,47,034</b>	<b>1,06,42,057</b>	<b>1,08,65,043</b>	<b>85,42,469</b>
<b>Toys and requisites for games and sports (including fishing tackle) other than firearms. Value</b>	—	—	—	—	—	2,61,143	3,39,780	4,09,861	3,10,196	3,31,993
<b>Umbrellas, including parasols and sunshades . . . . No.</b>	193,314	229,628	133,598	65,771	53,105	3,50,928	3,69,743	2,04,739	90,218	67,567
<b>Vehicles, excluding Locomotives, etc., for Railways—</b>										
Carriages and carts . . . "	14	14	27	7	9	3,446	1,772	3,309	1,078	2,685
Parts of carriages and carts Value	—	—	—	—	—	4,584	15,833	9,060	3,325	225
Ships, parts of (including Launches and Boats) . . . "	—	—	—	—	—	20,998	2,384	25,850	8,961	3,061
Other sorts . . . . "	—	—	—	—	—	3,275	460	5,093	12,887	517
<b>Total vehicles, etc. . . "</b>	<b>—</b>	<b>—</b>	<b>—</b>	<b>—</b>	<b>—</b>	<b>32,248</b>	<b>20,449</b>	<b>43,287</b>	<b>25,751</b>	<b>6,438</b>
<b>Wax of all kinds, other than Paraffin Wax excluding candles. Cwts.</b>	16,719	3,638	13,685	15,466	4,497	6,57,093	3,02,404	3,90,598	4,05,193	1,45,088
<b>Wood and Timber—</b>										
Teak wood . . . Cubic Tons	50,624	52,591	52,395	40,211	22,118	1,41,88,311	1,46,70,056	1,47,82,253	1,17,08,389	56,61,355
Teak keys * . . . Tons	—	2,665	3,067	2,941	2,677	—	4,89,066	5,33,862	5,04,276	4,50,030
Firewood . . . . "	987	1,269	1,649	397	220	21,477	25,699	31,097	6,084	5,271
Sandal . . . . "	993	960	943	708	784	16,21,442	17,28,121	16,33,716	11,88,743	12,87,960
Other kinds of wood and timber . . . Value	—	—	—	—	—	5,44,939	5,76,294	7,87,152	4,99,922	2,76,293
Manufactures of wood, other than furniture and cabinet-ware . . . "	—	—	—	—	—	2,02,270	1,96,884	2,38,604	1,44,522	1,05,780
<b>Total Wood and Timber . . . "</b>	<b>—</b>	<b>—</b>	<b>—</b>	<b>—</b>	<b>—</b>	<b>1,65,73,489</b>	<b>1,76,86,120</b>	<b>1,80,06,684</b>	<b>1,40,46,886</b>	<b>78,46,689</b>
<b>Postal Articles . . . . "</b>	<b>—</b>	<b>—</b>	<b>—</b>	<b>—</b>	<b>—</b>	<b>2,94,18,045</b>	<b>2,53,25,323</b>	<b>2,34,41,051</b>	<b>2,04,34,307</b>	<b>1,79,86,402</b>
<b>All other articles of merchandise—</b>										
Unmanufactured . . . "	—	—	—	—	—	44,12,293	50,51,230	52,71,490	32,60,282	22,31,308
Manufactured . . . . "	—	—	—	—	—	15,21,048	15,54,270	19,18,320	14,42,320	8,07,780
<b>GRAND TOTAL (exclusive of Government Stores) . . . "</b>	<b>—</b>	<b>—</b>	<b>—</b>	<b>—</b>	<b>—</b>	<b>319,15,35,368</b>	<b>330,12,78,786</b>	<b>310,80,55,200</b>	<b>220,49,28,388</b>	<b>155,83,80,094</b>
<b>GRAND TOTAL of exports of Government Stores . . . "</b>	<b>—</b>	<b>—</b>	<b>—</b>	<b>—</b>	<b>—</b>	<b>1,27,12,579</b>	<b>1,06,33,424</b>	<b>94,77,318</b>	<b>76,63,025</b>	<b>60,54,692</b>

\* Shown under this head, from 1928-29. For previous years' figures see under "Railway Plant", etc.

No. 12

## TOTAL EXPORTS of ARTICLES of BRITISH and FOREIGN MERCHANDISE

ARTICLES	QUANTITY					VALUE				
	1927-28	1928-29	1929-30	1930-31	1931-32	1927-28	1928-29	1929-30	1930-31	1931-32
<b>Animals, living—</b>						R	R	R	R	R
Horses . . . . . Number	108	100	102	66	83	4,23,125	4,31,100	3,52,800	3,03,193	2,89,525
Other kinds . . . . . "	181	36	66	62	103	9,325	10,235	13,370	11,305	16,480
<b>Total Animals, living</b> . . . . . "	<b>287</b>	<b>136</b>	<b>168</b>	<b>128</b>	<b>186</b>	<b>4,32,450</b>	<b>4,41,335</b>	<b>3,66,170</b>	<b>3,14,498</b>	<b>2,56,005</b>
<b>Apparel (including drapery, uniforms, accoutrements, but excluding hosiery and boots and shoes)</b> . . . . . Value	—	—	—	—	—	13,42,310	16,24,840	13,49,356	10,66,312	8,57,719
<b>Arms, ammunition, and military stores—</b>										
Firearms and parts thereof . . . . . "	—	—	—	—	—	1,11,832	1,18,076	1,33,219	1,45,906	1,13,168
Dynamite, and all other explosives . . . . . Cwts.	125	687	10	201	..	20,368	1,04,666	1,040	28,465	..
Other sorts . . . . . Value	—	—	—	—	—	5,227	6,238	14,275	4,493	6,411
<b>Total Arms, Ammunition, and Military stores</b> . . . . . "	—	—	—	—	—	<b>1,37,427</b>	<b>2,28,980</b>	<b>1,48,534</b>	<b>1,78,864</b>	<b>1,19,579</b>
<b>Art, works of (other than pictures)</b> . . . . . "	—	—	—	—	—	77,889	53,137	97,976	51,356	45,391
<b>Books printed, and printed matter (not being stationery), including maps and charts</b> . . . . . Cwts.	1,624	2,098	1,717	2,100	1,624	3,18,620	4,68,037	3,28,314	4,93,600	2,90,034
<b>Boots and shoes</b> . . . . . Pra.	16,824	7,634	8,635	32,865	108,996	51,533	22,850	24,933	42,948	86,714
<b>Building and Engineering materials, other than of iron, steel or wood</b> . . . . . Value	—	—	—	—	—	21,567	24,112	59,130	1,51,081	1,02,913
<b>Candles of all kinds</b> . . . . . Lbs.	49,105	34,233	367	232	419	17,956	10,971	201	118	256
<b>Canes and rattans</b> . . . . . Cwts.	411	320	396	1,207	2,186	21,051	14,173	17,946	38,835	51,665
<b>Chemicals and chemical preparations (excluding chemical manures and medicines)—</b>										
Aluminous sulphates (including alum) . . . . . "	1,314	823	476	538	661	13,187	10,560	6,015	6,915	6,288
Ammonia and salts thereof . . . . . "	736	714	458	458	677	21,332	21,466	13,244	15,906	16,928
Arsenic and its oxides . . . . . "	84	26	37	37	8	3,735	1,223	1,937	1,254	365
Sulphuric acid . . . . . "	21	56	85	514	102	633	2,352	3,703	9,475	2,604
Other sorts . . . . . Value	—	—	—	—	—	2,33,593	1,22,527	1,31,338	1,03,788	98,329
<b>Total Chemicals</b> . . . . . "	—	—	—	—	—	<b>2,77,480</b>	<b>1,53,127</b>	<b>1,56,242</b>	<b>1,37,338</b>	<b>1,24,214</b>
<b>Chinese and Japanese-ware (including lacquered-ware, but excluding earthenware and porcelain)</b> . . . . . "	—	—	—	—	—	34,564	39,210	30,751	30,058	54,199
<b>Clocks and Watches and parts thereof—</b>										
Clocks and watches . . . . . Number	3,606	4,784	694	4,544	735	77,856	31,505	17,976	22,193	10,587
Parts of clocks and watches . . . . . Value	—	—	—	—	—	10,567	1,675	1,568	3,023	160
<b>Coal and coke</b> . . . . . Tons	52,063	35,995	50,066	32,607	4,814	11,57,878	7,08,565	9,51,135	6,11,954	1,26,852
<b>Coffee</b> . . . . . Cwts.	4,457	4,482	9,109	4,836	2,826	2,34,138	2,49,359	5,21,361	2,67,494	1,14,370
<b> cordage and rope of vegetable fibre (excluding jute and cotton)</b> . . . . . "	439	658	773	162	681	12,640	25,421	21,044	9,577	10,249
<b>Jullery</b> . . . . . Value	—	—	—	—	—	2,73,949	2,78,902	2,84,721	1,59,408	1,16,082
<b>Drugs and Medicines (excluding chemicals and narcotics)—</b>										
Asafœtida . . . . . Cwts.	1,169	1,253	1,443	1,270	1,135	67,469	70,609	74,845	63,373	45,646
Camphor . . . . . Lbs.	10,883	10,785	11,886	11,198	7,721	20,881	18,371	23,601	19,065	12,136
<b>Quinine Salts—</b>										
Quinine Sulphate or bisulphate . . . . . "	660	352	373	508	706	1,950	4,211	7,464	8,368	1,308
Quinine Hydrochloride or dihydrochloride . . . . . "	..	123	4	..	..	..	1,172	127	..	..
Quinine, others . . . . . "	112	117	694	667	208	250	513	3,350	2,323	4,842
Saccharin . . . . . "	450	312	100	350	—	2,650	1,946	339	1,773	..
Other sorts of drugs and medicines . . . . . Value	—	—	—	—	—	2,67,047	2,10,899	2,87,959	4,92,292	1,64,571
<b>Total Drugs and Medicines</b> . . . . . "	—	—	—	—	—	<b>3,60,247</b>	<b>3,07,721</b>	<b>3,97,695</b>	<b>5,87,094</b>	<b>2,23,503</b>

ABSTRACT TABLES  
RE-EXPORTS

( 76 )

No. 12—continued

TOTAL EXPORTS of ARTICLES of BRITISH and FOREIGN MERCHANDISE—continued

ARTICLES	QUANTITY					VALUE				
	1927-28	1928-29	1929-30	1930-31	1931-32	1927-28	1928-29	1929-30	1930-31	1931-
						₹	₹	₹	₹	₹
Dyeing and Tanning substances—										
Cochineal . . . Cwts.	448	210	416	107	97	73,048	41,937	83,679	25,710	16,
Cutch and gambler . . . "	67	78	79	99	68	3,632	3,715	3,858	5,072	4,
Dyes obtained from coal tar—										
Alizarins . . . Lbs.	95,646	3,689	13,269	2,511	1,259	69,578	2,651	9,141	1,493	
Aullins . . . "	1,131,044	147,197	88,672	135,724	76,538	25,04,610	2,89,823	1,50,460	1,89,176	1,24,
Others . . . "	2,950	2,249	52	908	48,496	5,594	7,437	66	1,389	74,
Saffron . . . "	12,897	8,786	4,538	4,486	2,901	1,53,818	73,323	26,119	14,127	12,
Other sorts . . . Cwts.	2,450	949	759	491	399	2,37,231	45,485	33,285	18,233	16,
Total Dyeing and Tanning substances . . . Value	—	—	—	—	—	30,52,556	4,63,371	3,16,608	2,55,200	2,49,
Earthenware and porcelain (including pipes of earthenware) . . . "	—	—	—	—	—	1,62,714	1,34,133	1,50,170	1,04,095	77,7
Electroplated ware . . . "	—	—	—	—	—	33,054	27,975	60,010	43,845	29,9
Fireworks . . . "	—	—	—	—	—	15,004	19,810	14,661	5,682	1,2
Fish (excluding canned fish)—										
Fish dry, salted and unsalted . . . Cwts.	488	322	137	74	67	49,529	5,105	6,525	1,117	1,6
Fishmaws and sharkfins . . . "	2,494	2,747	2,507	2,305	3,073	3,78,497	4,18,903	4,36,314	3,61,515	4,47,5
Total Fish . . . "	2,982	3,069	2,644	2,379	3,140	4,28,026	4,24,007	4,42,839	3,62,632	4,49,21
Fruits and Vegetables—										
Fresh fruits and vegetables . . . Value	—	—	—	—	—	30,539	32,792	57,304	54,725	65,29
Fruits and vegetables: dried, salted, or preserved—										
Dates . . . Tons	512	607	567	150	77	1,23,499	1,14,787	86,788	23,421	16,66
Other sorts . . . "	2,401	1,134	976	833	1,959	18,50,329	12,47,045	8,59,994	3,19,864	12,99,01
Total Fruits and Vegetables . Value	—	—	—	—	—	20,09,867	13,94,624	10,04,586	9,03,010	13,80,976
Furniture and cabinetware . . . "	—	—	—	—	—	1,46,930	99,901	92,155	1,38,654	3,29,411
Glass and Glassware—										
Beads and false pearls . . Cwts.	528	406	329	232	150	43,051	40,980	31,560	20,080	10,239
Bottles . . . Gross	3,749	6,589	5,571	6,496	2,649	23,795	33,146	23,024	25,276	15,922
Sheet and plate . . Supl. feet	56,810	39,794	32,102	32,541	27,943	22,884	20,476	20,195	15,185	10,278
Other glassware . . Value	—	—	—	—	—	3,63,047	3,18,724	3,18,107	1,76,448	1,38,757
Total Glass and Glassware . . . "	—	—	—	—	—	4,62,777	4,13,226	3,88,786	2,36,989	1,75,196
Grain, Pulse, and Flour—										
Rice not in the husk . . Tons	7	12	8	..	1,973	1,930	2,580	1,675	15	1,72,943
Wheat . . . "	..	38	4,320	..	2,205	..	6,191	5,22,026	..	1,75,963
Other sorts . . . "	..	4	..	70	..	50	661	72	6,544	99
Total Grain, Pulse, and Flour . . . "	7	54	4,328	70	4,178	1,980	9,433	5,23,778	6,559	3,49,015
Gums and Resins—										
Arabic . . . Cwts.	18,867	24,219	18,581	4,938	604	6,37,457	9,03,265	6,58,132	1,37,361	24,625
Benjamin . . . "	790	1,720	2,845	1,857	1,298	41,739	84,379	90,869	64,350	57,991
Gulbanum or frankincense . . "	19,945	20,936	21,208	15,416	15,890	6,72,150	7,59,377	7,62,315	4,79,840	3,36,214
Resin . . . "	1,112	611	3,145	3,293	1,049	23,148	13,963	52,773	47,266	23,227
Other sorts . . . "	19,327	34,968	32,544	28,351	22,757	11,70,031	15,60,808	13,52,973	7,60,247	5,78,927
Total Gums and Resins . . . "	60,041	82,504	78,323	53,355	41,598	25,44,575	33,80,792	29,17,502	14,89,064	10,20,984
Hardware (excluding Cutlery and Electroplated ware) . Value	—	—	—	—	—	25,60,869	27,62,260	25,03,078	19,92,788	25,52,273

No. 12—continued

## TOTAL EXPORTS of ARTICLES of BRITISH and FOREIGN MERCHANDISE—continued

ARTICLES	QUANTITY					VALUE				
	1927-28	1928-29	1929-30	1930-31	1931-32	1927-28	1928-29	1929-30	1930-31	1931-32
Hides and skins, raw—										
Skins, raw	Tons 438 —No. —1,651,986	333 —1,454,630	211 —874,742	211 —871,506	365 ..	1,82,83,005	1,53,01,636	1,06,86,619	1,01,23,204	86,00,031
Horns, tips and pieces of horn	Tons. 4	5	4	3	1	4,020	875	510	330	1,200
Instruments, Apparatus, and Appliances, and parts thereof—										
Electrical . . . . . Value	—	—	—	—	—	3,48,890	3,36,150	4,98,302	3,88,124	3,64,430
Musical—										
Talking machines and accessories . . . . . "	—	—	—	—	—	1,23,918	58,942	44,948	1,74,712	1,32,816
Other sorts . . . . . "	—	—	—	—	—	73,135	56,827	64,899	65,318	79,056
Total Musical . . . . . "	—	—	—	—	—	1,97,053	1,15,769	1,09,847	2,40,025	2,11,872
Optical . . . . . "	—	—	—	—	—	18,657	6,291	7,919	10,579	7,753
Photographic . . . . . "	—	—	—	—	—	2,23,518	1,42,918	2,56,009	3,57,654	4,16,497
Other kinds . . . . . "	—	—	—	—	—	2,26,306	3,19,689	2,22,554	2,78,110	3,38,327
Total Instruments, Apparatus, and Appliances, and parts thereof . . . . . "	—	—	—	—	—	10,14,924	9,20,817	10,94,631	12,69,492	13,38,379
Ivory—										
Unmanufactured . . . . . Lbs.	33,999	17,753	13,455	7,731	5,178	2,21,279	1,02,355	79,707	85,950	30,848
Manufactured . . . . . Value	—	—	—	—	—	2,488	1,112	8,055	34,423	1,329
Total Ivory . . . . . "	—	—	—	—	—	2,23,767	1,03,467	87,762	70,373	32,177
Jewellery (excluding imitation jewellery and precious stones and pearls, unset), also plate of gold and silver—										
Jewellery . . . . . "	—	—	—	—	—	1,47,496	21,344	75,860	74,258	46,379
Plate of gold and silver . . . . . "	—	—	—	—	—	1,81,108	1,23,908	2,04,071	2,53,723	2,75,839
Total Jewellery, also plate of gold and silver . . . . . "	—	—	—	—	—	3,28,604	1,45,246	2,79,931	3,32,981	3,22,218
Leather—										
Hides, tanned or dressed	Tons 1 —No. —744	1 —277	8 —135	..	..	3,600	2,385	1,850	715	3,500
Skins, tanned or dressed	Tons 10 —No. —37,474	10 —62,239	9 —70,172	29 —151,116	1	1,73,926	5,42,901	2,74,093	5,72,839	13,980
Unwrought . . . . . Cwts.	139	62	33	39	87	36,068	17,814	18,354	20,325	17,516
Manufactures (excluding boots and shoes) . . . . . Value	—	—	—	—	—	1,29,017	1,06,344	1,30,084	85,146	1,04,151
Total Leather . . . . . "	—	—	—	—	—	3,47,611	6,69,944	4,23,881	6,79,025	1,39,147
Liquors—										
Ale, beer, and porter . . . . . Gals.	9,658	4,154	4,902	7,460	4,061	27,091	11,787	14,922	25,929	19,666
Cider, and other fermented liquors . . . . . "	6	10	72	92	18	59	92	386	630	391
Spirit—										
Brandy . . . . . "	461	394	1,041	829	1,490	8,210	4,830	13,156	10,796	24,456
Wisky . . . . . "	429	433	1,129	1,952	5,295	11,052	8,574	18,420	34,035	1,12,235
Other sorts of spirit . . . . . "	8,213	6,811	3,520	5,694	17,489	20,595	17,339	12,477	15,659	23,120
Total Spirit . . . . . "	9,103	7,638	5,690	8,475	24,280	48,857	30,743	44,053	61,090	1,64,311

ABSTRACT TABLES

( 72 )

RE-EXPORTS

No. 12—continued

TOTAL EXPORTS of ARTICLES of BRITISH and FOREIGN MERCHANDISE—continued

ARTICLES	QUANTITY					VALUE				
	1927-28	1928-29	1929-30	1930-31	1931-32	1927-28	1928-29	1929-30	1930-31	1931-32
Liquors—continued										
Wines—										
Champagne and other sparkling wines . . . . . Gal.	144	118	91	100	673	4,114	3,473	2,894	2,806	13,188
Port and other still red wines . . . . . "	231	197	109	182	183	3,586	3,136	1,958	3,443	3,718
Sherry and other still white wines . . . . . "	149	142	182	125	222	2,500	2,358	3,147	2,535	4,791
Other sorts, including Vermouth and Ginger wines . . . . . "	145	641	324	165	554	1,833	3,150	4,059	3,633	7,208
Total Wines . . . . . "	669	1,093	706	522	1,632	12,033	12,117	12,058	16,967	28,905
Total Liquors . . . . . "	19,436	12,895	11,370	16,519	29,901	88,040	54,739	71,419	1,04,616	2,13,778
Machinery and Millwork—										
Prime-movers (other than electrical)										
Locomotives (excluding those for railways) . . . . . Value	—	—	—	—	—	1,060	500	3,275	..	1,397
Others . . . . . "	—	—	—	—	—	84,369	92,276	1,72,578	96,054	17,796
Electrical machinery of all kinds . . . . . "	—	—	—	—	—	79,434	99,769	92,682	1,19,712	69,736
Other sorts of machinery . . . . . "	—	—	—	—	—	14,41,676	13,44,794	14,88,315	16,24,675	17,41,525
Total Machinery and Millwork . . . . . "	—	—	—	—	—	16,06,539	15,37,339	17,56,850	18,40,441	18,33,454
Matches . . . . . Gross of boxes	108,350	196,313	66,750	9,432	6,727	1,99,238	3,28,736	1,19,836	19,514	12,131
Mats and Matting . . . . . sq. yds.	51,646	36,128	31,811	32,640	26,712	38,754	29,291	21,273	20,654	9,092
Metals and Ores—										
Brass, Bronze and similar alloys, wrought—										
Mixed or yellow metal for sheathing . . . . . Cwts.	2,479	734	368	581	220	85,318	41,990	18,350	32,262	10,743
Other sorts . . . . . "	2,461	4,252	7,556	893	165	1,20,192	1,76,479	3,10,332	36,021	23,397
Total . . . . . "	4,940	4,986	7,924	1,424	385	2,05,510	2,18,469	3,28,732	68,283	34,140
Copper—										
Unwrought										
..	..	21	..	1	..	..	800	20	175	..
Wrought—										
Sheets and other manufactures . . . . . "	1,806	1,570	2,009	659	345	1,00,169	86,734	1,10,352	39,825	21,018
Total Copper . . . . . "	1,806	1,591	2,009	660	345	1,00,169	87,534	1,10,372	40,000	21,018
Iron or steel—										
Wrought—										
Anchor and cables . . . . . Tons	9	24	6	13	2	6,204	7,773	2,850	5,807	814
Angle, bolt, and rod . . . . . "	78	27	46	35	50	14,932	8,125	22,078	11,222	5,313
Bars and channel . . . . . "	255	164	181	103	73	71,236	49,106	56,764	41,807	56,826
Hoops and strips . . . . . "	143	119	126	188	165	52,501	43,623	40,357	56,503	59,704
Nails, screws, rivets, and washers . . . . . "	89	57	579	50	20	40,222	31,110	47,023	23,076	13,121
Old, for re-manufacture . . . . . "	33,891	46,998	63,981	35,942	82,694	12,14,772	14,59,270	23,51,740	11,95,742	18,62,024
Pipes and fittings, cast . . . . . "	25	27	90	40	141	11,892	14,097	30,768	15,731	30,703
Sheets and plates—										
Galvanised . . . . . "	75	62	138	39	11	20,929	18,091	14,345	10,183	2,536
Tinned . . . . . "	48	17	3	1	9	9,530	6,208	1,549	812	3,073
Not galvanised or tinned . . . . . "	38	49	50	8	111	10,393	16,221	5,224	1,963	7,415
Tubes, pipes and fittings, wrought . . . . . "	243	26	78	25	6	75,419	13,801	27,863	10,240	4,411
Wire . . . . . "	47	54	22	23	7	18,758	28,507	9,209	8,848	2,501
Other manufactures of iron or steel . . . . . "	1,205	194	259	283	111	2,47,721	1,20,809	75,504	71,355	29,768
Total iron or steel . . . . . "	36,144	47,818	65,559	36,735	83,400	17,94,599	18,16,741	20,85,274	14,53,239	15,78,209

No. 12—continued

## TOTAL EXPORTS of ARTICLES of BRITISH and FOREIGN MERCHANDISE—continued

ARTICLES	QUANTITY					VALUE				
	1927-28	1928-29	1929-30	1930-31	1931-32	1927-28	1928-29	1929-30	1930-31	1931-32
						£	£	£	£	£
<b>Metals and Ores—continued</b>										
<b>Lead—</b>										
<b>Unwrought—</b>										
Ore . . . . Tons	..	1	51	..	1	100	1,035	9,315	340	1,417
Plg . . . . Cwts.	84	218	56	35	50	2,400	11,559	1,440	1,202	1,120
Other sorts . . "	237	546	207	172	845	6,530	12,193	5,882	4,714	11,508
Wrought, all sorts . . "	223	266	83	80	68	6,563	7,986	2,315	4,100	1,560
Total Lead (excluding Ore) . . . . "	544	1,030	346	287	963	15,493	31,738	9,637	10,016	14,188
Quicksilver . . . Lbs.	2,232	6,132	1,610	75	225	8,002	16,976	6,742	330	975
<b>Tin—</b>										
Unwrought (blocks, ingots, bars, and slabs) . . . Cwts.	606	3,554	692	1,298	466	88,368	59,272	98,643	1,45,398	48,408
Zinc or spelter . . "	111	303	84	249	76	3,358	5,963	2,400	3,321	3,454
Metals, unenumerated . . "	4,815	8,537	8,935	13,164	7,760	3,53,469	4,55,816	5,06,304	5,38,650	4,07,719
Ores, unenumerated . Tons	20	11	..	1	..	1,370	20,600	..	45	20
Total Metals and Ores . . "	36,808	48,835	66,610	37,605	33,901	25,70,848	27,14,144	37,57,419	22,59,672	21,09,548
<b>Oils—</b>										
<b>Animal</b>										
Essential . . . "	509	295	812	728	411	15,526	15,098	60,223	25,584	11,155
<b>Mineral—</b>										
Kerosene . . . "	8,110	8,309	1,137	1,782	20,489	6,011	6,308	1,231	1,394	12,941
Other kinds . . . "	5,142,662	6,607,097	5,567,350	3,124,933	1,098,019	13,79,811	12,72,242	13,69,781	8,84,172	3,51,727
<b>Vegetable, non-essential—</b>										
Linseed . . . "	938	1,062	2,511	982	1,952	2,903	3,426	11,834	3,136	4,318
Other sorts . . . "	2,905	834	83	513	1,820	6,927	1,511	210	2,014	832
Total Oils . . . "	5,155,124	6,617,609	5,571,893	3,128,980	1,123,159	14,11,178	12,98,615	14,43,279	9,16,507	3,81,301
Oil-cloth and Floor-cloth Sq. yards	4,992	6,040	15,265	4,899	8,476	7,030	7,583	16,220	5,800	8,055
Paints and Colours . . Cwts.	2,118	2,622	2,063	7,432	5,286	1,73,236	1,61,594	1,31,169	1,96,334	1,77,525
<b>Paper and Pasteboard—</b>										
<b>Paper—</b>										
Printing paper . . .	787	1,378	635	67	177	19,232	28,288	16,950	1,832	4,965
Writing paper and envelopes . . . Value	—	—	—	—	—	51,753	44,748	33,099	22,844	18,851
Other kinds of paper (including paper manufactures) . Cwts.	3,391	3,259	1,860	2,055	1,919	58,149	49,538	31,351	34,951	29,382
Pasteboard, millboard, and cardboard of all kinds . . . "	205	515	316	191	376	4,205	5,836	5,961	5,172	6,001
Total Paper and Pasteboard . Value	—	—	—	—	—	1,33,339	1,28,410	87,361	64,799	59,699
Perfumery (not being perfumed spirits) . . . "	—	—	—	—	—	96,241	77,706	58,682	56,219	54,359
Pitch, Tar, and Dammer . Cwts.	1,226	977	1,004	629	389	18,211	11,869	9,645	5,657	4,599
Precious stones and Pearls, unset . . . Value	—	—	—	—	—	4,29,020	5,22,776	2,10,080	2,66,550	1,82,357
Printing and lithographing machinery and materials (excluding paper) . . . "	—	—	—	—	—	70,647	47,413	1,36,363	74,662	1,18,248

ABSTRACT TABLES

( 74 )

RE-EXPORTS

No. 12—continued

TOTAL EXPORTS of ARTICLES of BRITISH and FOREIGN MERCHANDISE—continued

ARTICLES	QUANTITY					VALUE				
	1927-28	1928-29	1929-30	1930-31	1931-32	1927-28	1928-29	1929-30	1930-31	1931-32
Prints, Engravings, and Pictures . . . Value	—	—	—	—	—	45,708	20,092	47,040	97,092	50,298
Provisions and Oilman's stores (excluding fish and fruits and vegetables) and including confectionary . Cwts.	4,858	14,206	3,191	4,568	4,444	2,61,368	7,52,978	2,11,018	3,51,281	4,03,200
Railway Plant and Rolling-stock (a) . . . Value	—	—	—	—	—	60,015	—	—	—	—
Rubber—										
Raw . . . . . Lbs.	29,120	..	..	..	..	1,000	..	..	..	..
Manufactures . . . Value	—	—	—	—	—	1,91,143	1,99,293	27,36,855	29,68,901	26,53,912
Salt . . . . . Tons	..	..	..	..	..	38	2	52	9	7
Seeds . . . . . "	147	130	875	104	120	86,001	62,641	1,35,734	54,913	31,282
Shells and Cowries . . Value	—	—	—	—	—	78,737	1,00,379	61,752	25,120	2,667
Soap . . . . . Cwts.	677	441	376	672	199	28,532	23,039	14,931	20,023	9,593
Specimens illustrative of natural science . . Value	—	—	—	—	—	3,625	4,201	5,926	9,611	1,319
Spices—										
Cardamoms . . . Cwts.	81	95	54	69	34	23,682	22,344	10,805	13,361	5,333
Cloves . . . . . "	2,133	1,954	3,080	2,595	547	1,23,348	1,02,667	1,78,432	1,56,260	31,450
Cassia Lignea . . . "	54	2,740	2,113	4,373	1,012	1,173	57,698	54,444	76,645	15,894
Nutmegs . . . . . "	209	222	142	448	200	15,054	14,741	9,456	36,702	10,027
Other sorts . . . . . "	5,369	1,235	836	3,082	2,410	1,26,908	75,756	48,373	2,22,329	1,35,267
Total Spices . . . "	7,846	6,246	6,225	10,567	4,203	2,90,663	2,73,206	3,01,510	5,05,297	1,97,971
Stationery (excluding paper) Value	—	—	—	—	—	1,73,574	1,62,859	1,63,538	1,16,116	1,17,337
Stone and Marble . . . Tons	20	37	72	20	32	11,592	13,125	18,761	10,495	3,909
Sugar—										
Sugar 16 Dutch standard and above † . . Tons	19,793	10,182	7,299	—	—	55,30,012	23,35,345	17,00,659	—	—
Sugar 23 Dutch Standard and above * . . "	—	—	—	3,351	5,625	—	—	—	6,55,553	10,26,514
Sugar below 23 Dutch Standard but not below 16 Dutch Standard * . . . "	—	—	—	13	2	—	—	—	2,188	200
Sugar 15 Dutch standard and below . . . "	19	..	..	..	..	2,020	..	6	..	..
Total Sugar . . . "	19,812	10,182	7,299	3,364	5,627	55,32,032	23,35,345	17,00,665	6,57,741	10,26,714
Tea—										
Black . . . . . Lbs.	25,554	26,704	27,248	13,633	25,049	25,941	23,515	24,175	10,118	15,402
Green . . . . . "	101,153	4,211	2,560	50,900	624	1,25,032	4,980	2,969	10,032	702
Total Tea . . . "	126,707	30,915	29,808	64,533	25,673	1,50,973	28,495	27,144	20,150	16,104
Articles—										
Cotton—										
Raw . . . . . Tons	2,790	551	1,425	94	163	44,14,937	8,68,454	19,24,615	1,14,836	1,70,210
Twist and yarn . . . Lbs.	1,383,564	316,884	478,799	412,149	527,501	14,57,439	4,24,201	5,82,477	3,99,837	4,58,729
Manufactures—										
Canvas . . . . . Yards	3,579	3,258	2,107	1,324	165	10,242	4,394	2,198	1,192	217
Handkerchiefs and shawls in the piece . No.	18,621	40,289	31,369	3,088	21,388	7,024	12,909	11,215	2,580	2,828
Hosiery . . . . . Value	—	—	—	—	—	2,31,521	1,77,526	1,48,687	69,408	50,711
Lace and patent net . Yards	3,292	380	..	..	..	3,911	460	..	..	..
Piece goods—										
Grey (unbleached) . . "	15,351,448	7,182,424	8,203,505	7,560,643	5,344,084	45,74,120	10,58,282	22,12,236	18,17,194	11,96,267
White (bleached) . . . "	4,941,645	4,123,583	3,360,323	3,109,779	2,608,242	17,06,034	14,29,308	11,10,883	8,88,200	6,23,086

(a) Discontinued from 1928-29.  
 \* Shown separately from 1930-31.  
 † Subdivided from 1930-31.



No. 12—continued

## TOTAL EXPORTS of ARTICLES of BRITISH and FOREIGN MERCHANDISE—continued

ARTICLES	QUANTITY					VALUE				
	1927-28	1928-29	1929-30	1930-31	1931-32	1927-28	1928-29	1929-30	1930-31	1931-32
Articles—continued						R	R	R	R	R
Cotton—continued										
Manufactures—continued										
Piece-goods—continued										
Coloured, printed, or dyed . . . Yards	12,956,658	12,850,060	10,612,875	6,732,248	7,693,049	52,08,871	46,61,576	36,36,683	21,13,291	19,23,690
Fents of all descriptions . . . "	41,466	63,791	45,768	14,925	12,078	20,820	18,595	14,832	5,205	2,914
Total Piece-goods . . . "	33,791,217	24,225,463	22,222,476	17,417,595	15,663,348	1,15,69,845	80,67,761	69,74,134	48,23,890	37,50,957
Rope . . . Lbs.	3,424	108	224	112	2,941	3,600	95	100	50	1,360
Thread, sewing . . . "	72,597	67,818	60,796	49,932	41,111	1,40,276	1,52,278	93,942	98,743	86,352
Other sorts of manufactures . . . "	72,780	25,501	23,644	24,796	14,321	66,771	28,982	23,570	29,115	15,289
Total Cotton manufactures (including twist and yarn) . . . Value	—	—	—	—	—	1,35,40,629	88,68,846	78,41,273	54,24,315	43,66,443
Total Cotton, raw and manufactures . . . "	—	—	—	—	—	1,79,55,566	97,37,100	97,65,388	65,39,151	45,36,653
Flax—										
Manufactures—										
Piece-goods . . . Yards	330	1,102	609	371	523	3,900	2,172	780	660	1,123
Other sorts (including bags and sacks) . . . Lbs.	16,765	11,965	9,937	16,578	11,970	29,276	18,827	16,825	15,052	17,038
Total Flax manufactures . . . Value	—	—	—	—	—	30,176	20,999	17,585	15,712	18,161
Haberdashery and Millinery . . . "	—	—	—	—	—	8,53,426	7,75,633	6,63,618	5,07,278	4,66,490
Silk—										
Raw . . . Lbs.	14,725	6,437	8,911	12,843	34,342	95,310	43,345	42,356	61,655	23,180
Manufactures—										
Silk yarn, noils and warps . . . "	10,931	30,809	85,437	7,529	4,935	1,06,158	1,39,386	2,28,034	39,236	20,847
Goods of silk mixed with other materials . . . Yards	23,914	16,569	20,542	20,339	975	32,813	17,013	17,550	10,012	2,900
Silk piece-goods . . . "	135,406	100,757	95,218	58,568	73,231	1,63,480	1,45,663	1,13,638	64,910	80,600
Thread for sewing . . . Lbs.	1,968	183	480	..	1,062	9,753	1,170	3,750	..	4,800
Other sorts . . . "	3,397	2,422	2,907	1,938	2,253	76,257	52,922	70,930	32,394	39,465
Total Silk manufactures (including silk yarn) . . . Value	—	—	—	—	—	3,93,416	3,56,654	4,33,952	1,46,552	1,48,612
Total Silk, raw and manufactures . . . "	—	—	—	—	—	4,88,726	3,99,909	4,76,308	2,08,207	1,71,792
Wool—										
Raw . . . Lbs.	12,699,592	11,947,238	8,227,311	4,993,088	9,066,516	89,40,220	94,33,530	65,14,441	23,51,730	36,73,760
Manufactures—										
Piece-goods . . . Yards	96,998	143,285	104,647	44,504	35,355	2,52,003	3,52,044	2,75,810	90,441	83,996
Shawls . . . No.	4,564	17,962	6,339	3,610	794	22,365	53,034	34,494	17,260	5,175
Other sorts . . . Lbs.	2,228,026	2,360,561	1,970,700	1,245,234	1,150,153	83,07,324	86,91,275	74,43,386	40,74,735	29,99,979
Total Woollen manufactures . . . Value	—	—	—	—	—	86,41,602	90,97,253	77,53,690	41,82,486	30,89,150
Total Wool and woollens . . . "	—	—	—	—	—	1,75,81,912	1,85,35,783	1,42,68,131	70,34,266	67,62,910

ABSTRACT TABLES

( 76 )

RE-EXPORTS

No. 12—concluded

TOTAL EXPORTS of ARTICLES of BRITISH and FOREIGN MERCHANDISE—concluded

ARTICLES	QUANTITY					VALUE				
	1927-28	1928-29	1929-30	1930-31	1931-32	1927-28	1928-29	1929-30	1930-31	1931-32
<b>Textiles—continued</b>						R	R	R	R	R
<b>Other Textiles—</b>										
Saw . . . Cwts.	..	..	..	..	..	..	40	..	..	..
Manufactured . Value	—	—	—	—	—	9,28,435	8,31,006	8,18,553	4,51,584	10,04,546
<b>Total Textile Raw materials . . .</b>	—	—	—	—	—	1,34,50,467	1,03,50,375	84,81,412	30,28,271	38,07,150
<b>Total Yarns and Textile Fabrics . . .</b>	—	—	—	—	—	2,43,92,774	1,09,50,196	1,75,28,671	1,07,27,927	91,53,402
<b>Total Textiles, raw and manufactures . . .</b>	—	—	—	—	—	3,78,43,241	3,03,00,571	2,60,10,083	1,37,56,198	1,30,20,552
<b>Tobacco—</b>										
Unmanufactured . . Lbs.	3,294	16,470	1,632	2,069	2,489	3,012	15,487	6,247	3,541	2,061
Manufactured . . .	27,080	36,273	30,028	14,331	19,559	1,03,618	1,03,265	96,837	55,606	61,347
<b>Total Tobacco . . .</b>	30,374	52,743	31,660	16,400	22,048	1,06,630	1,18,752	1,03,084	59,147	63,408
<b>Toys and requisites for games and sports, including fishing tackle (other than firearms) . Value</b>	—	—	—	—	—	1,08,548	1,12,474	1,03,248	95,522	1,02,963
<b>Umbrellas, including parasols and sunshades . . . No.</b>	83,304	129,199	59,544	29,053	13,008	1,49,535	2,09,583	1,00,942	38,079	17,317
<b>Vehicles excluding locomotives, etc., for Railways—</b>										
<b>Carriages and Carts (excluding Railway carriages), and parts thereof . . . Value</b>	—	—	—	—	—	4,00,981	3,93,045	3,92,887	4,42,308	3,55,705
<b>Ships, parts of (including Launches and Boats) . . .</b>	—	—	—	—	—	10,573	1,17,010	26,324	52,645	22,753
<b>Other sorts . . . . .</b>	—	—	—	—	—	7,86,856	12,23,250	20,36,431	11,61,159	11,01,253
<b>Total vehicles . . . . .</b>	—	—	—	—	—	11,98,404	17,33,305	24,55,642	16,56,112	14,79,711
<b>Wax of all kinds (excluding candles) . . . . . Cwts.</b>	55	57	83	50	18	3,765	8,394	9,087	3,644	1,090
<b>Wood and Timber—</b>										
<b>Timber, other than railway sleepers—</b>										
Teak . . . Cubic tons	143	15	79	26	11	45,077	2,510	20,928	3,627	1,275
Other kinds of wood and timber . Value	—	—	—	—	—	18,565	46,141	30,293	23,118	7,483
Manufactures of wood, other than furniture and cabinet-ware . . .	—	—	—	—	—	5,77,476	11,04,091	7,33,959	3,85,819	7,96,835
<b>Total Wood and Timber . . . . .</b>	—	—	—	—	—	6,41,118	12,12,742	7,65,180	9,17,564	8,05,593
<b>Postal Articles . . . . .</b>	—	—	—	—	—	32,30,007	21,00,082	21,18,610	13,33,352	12,30,242
<b>All other articles of merchandise—</b>										
Unmanufactured . . .	—	—	—	—	—	2,39,331	1,23,890	3,05,349	3,10,240	1,44,565
Manufactured . . . . .	—	—	—	—	—	6,60,111	4,61,877	4,14,290	3,08,064	3,83,829
<b>GRAND TOTAL (exclusive of Government Stores) . . . . .</b>	—	—	—	—	—	9,53,77,767	7,63,32,891	7,12,68,662	5,14,40,315	4,65,80,260
<b>GRAND TOTAL of Re-exports of Government Stores . . . . .</b>	—	—	—	—	—	30,11,571	12,61,555	10,95,909	9,92,186	4,95,279

## GENERAL IMPORTS

IN EACH OFFICIAL YEAR FROM 1927-28 TO 1931-32

Note.—The summary classes and their sub-divisions are shown in brackets against articles. For summaries see pages 3—8.

ARTICLES, AND COUNTRIES OF CONSIGNMENT; ALSO SHARE OF EACH PROVINCE.	QUANTITY					VALUE				
	1927-28	1928-29	1929-30	1930-31	1931-32	1927-28	1928-29	1929-30	1930-31	1931-32
<b>Animals, living—</b>										
<b>Horses* (IV. A) —</b>	No.	No.	No.	No.	No.	R	R	R	R	Rs
United Kingdom . . . . .	326	317	326	267	329	12,52,601	7,50,147	7,35,135	5,84,698	8,07,053
Gibraltar . . . . .	..	..	..	7	..	..	..	..	14,000	..
Bahrain Islands . . . . .	..	..	5	3	..	..	..	1,500	1,500	..
Ceylon . . . . .	43	76	32	44	82	1,81,090	3,75,598	87,000	52,501	56,500
Straits Settlements (including Labuan) . . . . .	62	4	2	13	7	34,670	4,200	800	4,600	6,000
Natal . . . . .	26	11	..	2	..	13,000	5,300	..	2,000	..
Kenya Colony . . . . .	..	1	1	5	2	..	300	300	2,000	1,000
Mauritius and Dependencies . . . . .	4	..	..	..	..	8,000	..	..	..	..
Western Australia . . . . .	106	2	..	..	..	1,06,000	2,000	..	..	..
South Australia (including Northern Territory) . . . . .	688	..	77	605	579	6,88,000	..	77,000	3,02,500	5,45,000
Victoria . . . . .	1,290	1,171	631	502	983	5,48,199	6,82,700	3,54,670	2,05,000	7,89,000
New South Wales . . . . .	398	928	454	650	880	3,38,600	4,10,450	2,35,400	2,57,475	5,69,300
Queensland . . . . .	486	1,033	2,129	371	1,174	2,95,500	8,94,500	12,89,500	2,62,700	9,51,500
<b>Australian Commonwealth (Total)</b>	<b>2,968</b>	<b>3,134</b>	<b>3,291</b>	<b>2,628</b>	<b>3,616</b>	<b>19,76,299</b>	<b>19,89,650</b>	<b>19,56,570</b>	<b>10,27,675</b>	<b>23,54,300</b>
<b>TOTAL BRITISH EMPIRE . . . . .</b>	<b>3,420</b>	<b>3,543</b>	<b>3,657</b>	<b>2,969</b>	<b>4,036</b>	<b>34,35,660</b>	<b>31,25,190</b>	<b>27,81,925</b>	<b>16,88,974</b>	<b>37,26,253</b>
Germany . . . . .	2	..	..	..	..	1,160	..	..	..	..
France . . . . .	..	5	7	1	19	..	7,000	10,117	500	10,500
Native States in Arabia other than Maskat Territory and Trucial Oman . . . . .	3	..	..	7	..	600	..	..	2,100	..
Iraq . . . . .	563	644	556	452	904	1,69,700	1,91,050	1,73,075	1,86,300	2,70,300
Japan . . . . .	..	..	3	..	..	..	..	21,000	..	..
Egypt . . . . .	..	35	45	36	3	..	14,200	22,500	18,000	3,000
Other Foreign Countries . . . . .	4	..	..	2	..	140	..	..	800	..
<b>TOTAL FOREIGN COUNTRIES</b>	<b>572</b>	<b>684</b>	<b>611</b>	<b>498</b>	<b>926</b>	<b>1,71,600</b>	<b>2,12,250</b>	<b>2,26,692</b>	<b>1,57,700</b>	<b>2,88,800</b>
Share of Bengal . . . . .	2,132	1,209	545	1,288	2,143	19,27,185	13,99,005	7,40,503	6,88,750	22,04,505
"  Bombay . . . . .	1,653	2,925	3,574	2,036	2,701	14,99,071	18,07,697	27,93,184	9,34,661	16,39,070
"  Sind . . . . .	4	2	17	15	35	3,500	1,250	6,375	9,450	29,000
"  Madras . . . . .	71	49	41	73	73	1,18,940	88,138	82,937	1,65,768	1,31,478
"  Burma . . . . .	91	42	91	55	5	88,554	41,350	85,598	68,025	6,000
<b>TOTAL</b>	<b>4,001</b>	<b>4,227</b>	<b>4,268</b>	<b>3,467</b>	<b>4,962</b>	<b>36,37,260</b>	<b>33,37,440</b>	<b>30,08,597</b>	<b>18,46,674</b>	<b>40,10,053</b>
<b>Other kinds* (IV. B)—</b>	No.	No.	No.	No.	No.					
United Kingdom . . . . .	1,208	1,725	1,276	2,962	1,323	1,14,858	1,41,868	1,40,872	1,00,442	1,05,746
Bahrain Islands . . . . .	..	..	7	1	..	..	..	1,050	250	..
Ceylon . . . . .	243	161	290	38	369	9,169	6,348	5,474	4,610	11,123
Straits Settlements (including Labuan) . . . . .	67	81	1,304	39	67	18,645	27,745	706	2,305	2,840
Natal . . . . .	2	56	56	3	6	600	12,450	1,562	650	650
Kenya Colony . . . . .	13	2	11	10	3	4,850	400	5,650	1,975	2,000
Anglo-Egyptian Sudan . . . . .	..	..	..	..	242	..	..	..	..	1,142
Canada <i>via</i> Atlantic Coast . . . . .	..	..	..	..	2	..	..	..	..	1,000
Western Australia . . . . .	..	13	..	6	17	..	1,225	..	1,500	1,800
South Australia (including Northern Territory) . . . . .	23	20	19	27	3	3,125	2,450	1,755	1,975	750
Victoria . . . . .	386	71	119	61	58	27,090	3,078	12,372	3,550	4,731
New South Wales . . . . .	20	43	11	43	62	4,090	2,300	1,100	3,274	2,206
Queensland . . . . .	5	8	45	28	..	900	1,500	3,025	1,850	..
<b>Australian Commonwealth (Total)</b>	<b>434</b>	<b>105</b>	<b>194</b>	<b>163</b>	<b>135</b>	<b>35,205</b>	<b>11,061</b>	<b>18,312</b>	<b>12,149</b>	<b>9,487</b>
Other British Possessions . . . . .	97	13	6	305	..	835	775	555	400	..
<b>TOTAL BRITISH EMPIRE</b>	<b>2,064</b>	<b>2,103</b>	<b>3,144</b>	<b>3,521</b>	<b>2,147</b>	<b>1,83,712</b>	<b>2,00,637</b>	<b>1,74,181</b>	<b>1,82,771</b>	<b>1,83,988</b>

GENERAL IMPORTS

No. 13—continued

ARTICLES, AND COUNTRIES OF CONSIGNMENT; ALSO SHARE OF EACH PROVINCE	QUANTITY					VALUE				
	1927-28	1928-29	1929-30	1930-31	1931-32	1927-28	1928-29	1929-30	1930-31	1931-32
	No.	No.	No.	No.	No.	R	R	R	R	R
<b>Animals, living—continued</b>										
<i>Other kinds* (IV. B)—continued</i>										
Germany . . . . .	1,037	393	440	332	372	17,036	24,776	14,959	33,409	18,70
Netherlands . . . . .	3	67	6	10	25	500	1,000	30,000	5,000	21,51
Belgium . . . . .	106	87	43	19	29	3,333	2,538	3,565	2,811	1,71
France . . . . .	2	5	12	..	10	200	1,000	2,365	..	1,68
Mascat Territory and Trucial Oman . . . . .	..	..	2	7	57	..	..	150	1,100	2,28
China (exclusive of Hongkong and Macao) . . . . .	..	..	..	1	1,005	..	..	..	100	4,17
Iraq . . . . .	2	10	19	5	7	40	500	3,310	1,200	21
Japan . . . . .	..	76	74	311	1,032	..	380	717	6,927	10,12
Egypt . . . . .	..	3	182	10	4	..	350	1,050	2,750	471
United States of America— <i>Via Atlantic Coast</i> . . . . .	3	16	57	65	18	60	1,338	2,768	2,280	521
<i>" Pacific "</i> . . . . .	..	..	..	2	..	..	..	..	200	..
Other Foreign Countries . . . . .	22	..	518	27	1,451	680	..	312	326	666
<b>TOTAL FOREIGN COUNTRIES</b>	<b>1,225</b>	<b>607</b>	<b>1,353</b>	<b>789</b>	<b>4,910</b>	<b>21,949</b>	<b>32,622</b>	<b>59,196</b>	<b>56,108</b>	<b>62,111</b>
<i>Share of Bengal</i> . . . . .	1,639	668	2,157	1,146	1,981	49,853	48,253	52,303	36,373	49,823
<i>" Bombay</i> . . . . .	1,070	1,430	931	2,552	2,777	99,363	1,33,212	1,40,335	1,40,635	1,05,331
<i>" Sind</i> . . . . .	18	46	591	95	1,553	4,320	4,530	3,303	34,737	19,636
<i>" Madras</i> . . . . .	491	337	601	363	493	36,620	30,843	33,477	24,076	18,317
<i>" Burma</i> . . . . .	71	269	187	149	243	15,505	16,431	9,409	13,103	11,497
<b>TOTAL</b>	<b>3,230</b>	<b>2,800</b>	<b>4,497</b>	<b>4,310</b>	<b>7,057</b>	<b>2,05,601</b>	<b>2,33,259</b>	<b>2,33,377</b>	<b>2,38,874</b>	<b>1,96,101</b>
<b>Total Animals, living—BRITISH EMPIRE</b>	<b>No. 5,493</b>	<b>No. 5,736</b>	<b>No. 6,301</b>	<b>No. 6,490</b>	<b>No. 6,183</b>	<b>36,49,372</b>	<b>33,25,827</b>	<b>29,56,086</b>	<b>18,71,745</b>	<b>38,60,241</b>
<b>FOREIGN COUNTRIES</b>	<b>1,797</b>	<b>1,291</b>	<b>1,964</b>	<b>1,237</b>	<b>5,836</b>	<b>1,93,549</b>	<b>2,44,872</b>	<b>2,85,888</b>	<b>2,13,303</b>	<b>3,45,916</b>
<b>TOTAL</b>	<b>7,290</b>	<b>7,027</b>	<b>8,265</b>	<b>7,727</b>	<b>12,019</b>	<b>38,42,921</b>	<b>35,70,699</b>	<b>32,41,974</b>	<b>20,85,048</b>	<b>42,06,157</b>
<b>Apparel (excluding hosiery and boots and shoes)—<i>Apparel (including drapery, uniforms, accoutrements) (III. A)—</i></b>										
United Kingdom . . . . .	—	—	—	—	—	43,95,949	48,38,019	40,93,794	22,31,967	16,74,571
Gibraltar . . . . .	—	—	—	—	—	5,334	..	1,017	66	1,900
Aden and Dependencies . . . . .	—	—	—	—	—	1,411	617	133	554	365
Ceylon . . . . .	—	—	—	—	—	55,294	64,580	69,566	63,302	48,588
Straits Settlements (including Labuan) . . . . .	—	—	—	—	—	78,093	66,782	65,909	37,137	30,779
Hongkong . . . . .	—	—	—	—	—	77,068	22,805	22,696	36,750	24,069
Cape of Good Hope . . . . .	—	—	—	—	—	240	1,032	564	665	96
Natal . . . . .	—	—	—	—	—	7,500	8,792	14,659	4,590	3,794
Transvaal . . . . .	—	—	—	—	—	226	155	1,012	253	340
Zanzibar and Pemba . . . . .	—	—	—	—	—	805	936	1,046	367	625
Kenya Colony . . . . .	—	—	—	—	—	5,673	4,457	7,902	10,573	12,603
Tanganyika Territory . . . . .	—	—	—	—	—	722	687	1,258	292	1,700
Canada— <i>Via Atlantic Coast</i> . . . . .	—	—	—	—	—	2,175	800	3,467	1,457	655
<i>" Pacific "</i> . . . . .	—	—	—	—	—	..	..	140	660	52
Western Australia . . . . .	—	—	—	—	—	75	125	1,271	534	351
South Australia (including Northern Territory) . . . . .	—	—	—	—	—	190	845	1,288	380	189
Victoria . . . . .	—	—	—	—	—	1,438	2,328	2,248	2,390	2,580
New South Wales . . . . .	—	—	—	—	—	2,617	691	439	1,402	1,240
Queensland . . . . .	—	—	—	—	—	60	934	251	155	353
<i>Australian Commonwealth (Total)</i> . . . . .	—	—	—	—	—	4,330	4,923	5,547	4,361	5,004
Other British Possessions . . . . .	—	—	—	—	—	361	1,086	555	874	1,402
<b>TOTAL BRITISH EMPIRE</b>	<b>—</b>	<b>—</b>	<b>—</b>	<b>—</b>	<b>—</b>	<b>46,80,231</b>	<b>50,15,874</b>	<b>42,88,295</b>	<b>23,94,868</b>	<b>18,06,543</b>
Sweden . . . . .	—	—	—	—	—	2,492	1,403	1,960	704	3,119
Norway . . . . .	—	—	—	—	—	..	2,010	27	..	200
Denmark . . . . .	—	—	—	—	—	1,765	890	1,084	830	578
Germany . . . . .	—	—	—	—	—	11,73,362	10,41,541	8,49,811	6,24,587	2,05,931
Netherlands . . . . .	—	—	—	—	—	9,857	9,794	2,556	506	466
Belgium . . . . .	—	—	—	—	—	27,225	16,443	28,060	11,772	4,193
France . . . . .	—	—	—	—	—	1,64,843	1,99,530	1,70,432	88,238	67,749
Spain . . . . .	—	—	—	—	—	405	155	2,563	5	105
Portugal . . . . .	—	—	—	—	—	..	2,768	..	..	..
Switzerland . . . . .	—	—	—	—	—	41,155	40,317	41,813	6,019	3,042

## No. 13—continued

ARTICLES, AND COUNTRIES OF CONSIGNMENT; ALSO SHARE OF EACH PROVINCE	QUANTITY					VALUE				
	1927-28	1928-29	1929-30	1930-31	1931-32	1927-28	1928-29	1929-30	1930-31	1931-32
	R	R	R	R	R	R	R	R	R	R
<i>Apparel (excluding hosiery and boots and shoes)—continued</i>										
<i>Apparel (including drapery, uniforms, accoutrements) (III. A)—continued</i>										
Italy . . . . .	—	—	—	—	—	2,93,504	1,89,655	2,00,480	1,86,003	70,048
Austria . . . . .	—	—	—	—	—	18,313	11,111	14,904	12,062	5,254
Hungary . . . . .	—	—	—	—	—	..	..	..	..	3,289
Czechoslovakia . . . . .	—	—	—	—	—	1,16,370	54,546	11,087	4,710	2,821
Serb-Croat Slovene State . . . . .	—	—	—	—	—	..	..	3,026	..	..
Turkey, European . . . . .	—	—	—	—	—	7,520	30	..	..	40
Syria . . . . .	—	—	—	—	—	1,471	..	..	..	..
Native States in Arabia other than Maskat Terri- tory and Trucial Oman . . . . .	—	—	—	—	—	1,715	1,063	1,315	2,423	2,491
Iraq . . . . .	—	—	—	—	—	1,156	10,579	4,652	2,407	2,596
Perala . . . . .	—	—	—	—	—	3,879	862	999	1,863	984
Java . . . . .	—	—	—	—	—	..	80	155	141	2,660
Slam . . . . .	—	—	—	—	—	782	1,725	414	412	108
Indo-China (including Cochin China, Cambodia, Anam, Tonquin and French leased territories in China). . . . .	—	—	—	—	—	..	235	65	..	2,425
China (exclusive of Hongkong and Macao) . . . . .	—	—	—	—	—	64,241	55,415	45,820	86,872	1,20,518
Japan . . . . .	—	—	—	—	—	11,89,459	17,61,580	16,20,180	14,57,880	15,85,068
Egypt . . . . .	—	—	—	—	—	6,358	4,477	4,576	1,861	350
Portuguese East Africa . . . . .	—	—	—	—	—	782	1,783	2,443	666	566
Morocco . . . . .	—	—	—	—	—	..	1,150	..	..	..
United States of America— Via Atlantic Coast . . . . .	—	—	—	—	—	1,45,978	2,14,250	1,94,941	1,21,279	1,05,688
„ Pacific „ . . . . .	—	—	—	—	—	1,725	1,180	6,898	4,940	16,468
Other Foreign Countries . . . . .	—	—	—	—	—	562	324	963	866	92
<b>TOTAL FOREIGN COUNTRIES</b>	—	—	—	—	—	<b>32,74,369</b>	<b>36,25,346</b>	<b>32,15,885</b>	<b>25,62,045</b>	<b>22,06,629</b>
<i>Share of Bengal</i> . . . . .	—	—	—	—	—	<i>9,60,937</i>	<i>12,93,347</i>	<i>16,86,279</i>	<i>16,23,638</i>	<i>12,05,313</i>
„ <i>Bombay</i> . . . . .	—	—	—	—	—	<i>44,42,292</i>	<i>52,92,366</i>	<i>39,49,600</i>	<i>19,37,301</i>	<i>19,12,320</i>
„ <i>Sind</i> . . . . .	—	—	—	—	—	<i>6,02,754</i>	<i>5,19,023</i>	<i>3,79,613</i>	<i>3,18,157</i>	<i>2,78,210</i>
„ <i>Madras</i> . . . . .	—	—	—	—	—	<i>3,23,774</i>	<i>3,86,369</i>	<i>4,39,886</i>	<i>2,74,500</i>	<i>2,36,238</i>
„ <i>Burma</i> . . . . .	—	—	—	—	—	<i>15,74,843</i>	<i>11,49,115</i>	<i>10,48,802</i>	<i>8,03,267</i>	<i>3,80,091</i>
<b>TOTAL</b>	—	—	—	—	—	<b>79,04,600</b>	<b>86,41,220</b>	<b>75,04,180</b>	<b>49,56,013</b>	<b>40,13,172</b>
<i>Gold and silver thread* (III. A)</i>										
United Kingdom . . . . .	—	—	—	—	—	11,520	20,157	4,846	2,636	1,082
Ceylon . . . . .	—	—	—	—	—	80,492	1,25,227	2,31,184	10,728	2,479
Kenya Colony . . . . .	—	—	—	—	—	..	60,010	..	..	..
Other British Possessions . . . . .	—	—	—	—	—	92	268	400	155	17
<b>TOTAL BRITISH EMPIRE</b>	—	—	—	—	—	<b>42,104</b>	<b>2,11,662</b>	<b>2,86,430</b>	<b>13,519</b>	<b>3,528</b>
Germany . . . . .	—	—	—	—	—	6,84,888	6,48,205	5,25,646	3,56,713	2,45,736
France . . . . .	—	—	—	—	—	21,57,871	24,66,074	28,78,652	16,78,025	4,01,706
Italy . . . . .	—	—	—	—	—	1,164	1,549	638	1,893	1,808
Austria . . . . .	—	—	—	—	—	14,237	9,948	6,250	1,276	1,837
Perala . . . . .	—	—	—	—	—	1,060	..	..	..	..
Iraq . . . . .	—	—	—	—	—	..	..	48	..	1,506
China (exclusive of Hong- kong and Macao) . . . . .	—	—	—	—	—	205	2,223	..	..	5
Japan . . . . .	—	—	—	—	—	..	1,457	1,118	740	39
Other Foreign Countries . . . . .	—	—	—	—	—	2,309	70	853	..	..
<b>TOTAL FOREIGN COUNTRIES</b>	—	—	—	—	—	<b>28,11,729</b>	<b>31,24,587</b>	<b>34,12,605</b>	<b>20,33,647</b>	<b>6,52,187</b>
<i>Share of Bengal</i> . . . . .	—	—	—	—	—	<i>2,18,156</i>	<i>1,34,014</i>	<i>1,38,214</i>	<i>90,834</i>	<i>71,338</i>
„ <i>Bombay</i> . . . . .	—	—	—	—	—	<i>10,30,860</i>	<i>12,00,136</i>	<i>14,43,251</i>	<i>4,33,535</i>	<i>2,46,704</i>
„ <i>Sind</i> . . . . .	—	—	—	—	—	<i>2,27,600</i>	<i>3,45,053</i>	<i>1,56,959</i>	<i>2,32,054</i>	<i>1,69,322</i>
„ <i>Madras</i> . . . . .	—	—	—	—	—	<i>13,68,895</i>	<i>16,53,486</i>	<i>19,48,572</i>	<i>12,21,706</i>	<i>1,68,292</i>
„ <i>Burma</i> . . . . .	—	—	—	—	—	<i>8,323</i>	<i>6,560</i>	<i>2,039</i>	<i>9,037</i>	<i>59</i>
<b>TOTAL</b>	—	—	—	—	—	<b>28,58,838</b>	<b>33,36,240</b>	<b>36,99,085</b>	<b>20,47,166</b>	<b>6,55,715</b>

\* Inclusive of imports by postal packets referred to Collectors of Customs for assessment.

GENERAL IMPORTS

( 80 )

No. 13—continued

ARTICLES, AND COUNTRIES OF CONSIGNMENT; ALSO SHARE OF EACH PROVINCE.	QUANTITY					VALUE				
	1927-28	1928-29	1929-30	1930-31	1931-32	1927-28	1928-29	1929-30	1930-31	1931-32
Apparel (excluding hosiery and boots and shoes)—continued						R	R	R	R	R
Hats, caps, bouquets and hatter's ware (III. A)—										
United Kingdom . . . . .	—	—	—	—	—	12,78,167	10,96,283	9,69,610	4,89,224	3,44,002
Ceylon . . . . .	—	—	—	—	—	2,800	1,025	743	97	612
Straits Settlements (including Labuan)	—	—	—	—	—	12,151	9,687	6,554	3,702	2,679
Hongkong . . . . .	—	—	—	—	—	10,669	19,607	14,707	19,984	24,854
Other British Possessions . . . . .	—	—	—	—	—	27	175	332	917	184
<b>TOTAL BRITISH EMPIRE . . . . .</b>	—	—	—	—	—	<b>18,07,304</b>	<b>11,26,777</b>	<b>9,91,946</b>	<b>5,18,874</b>	<b>3,72,391</b>
Germany . . . . .	—	—	—	—	—	1,52,695	1,31,871	54,028	58,078	47,615
Belgium . . . . .	—	—	—	—	—	10	98	3,741	1,922	478
France . . . . .	—	—	—	—	—	32,958	69,404	87,063	27,300	2,081
Switzerland . . . . .	—	—	—	—	—	7,890	3,408	1,328	5,522	47,376
Italy . . . . .	—	—	—	—	—	10,02,276	11,11,457	9,85,256	4,34,233	2,92,920
Austria . . . . .	—	—	—	—	—	1,29,867	1,96,863	47,729	23,042	12,027
Czechoslovakia . . . . .	—	—	—	—	—	1,17,092	2,97,420	4,98,707	3,40,100	4,88,463
Turkey, European . . . . .	—	—	—	—	—	15,430	6,801	..	..	..
Iraq . . . . .	—	—	—	—	—	123	125	274	55,756	29,314
Persia . . . . .	—	—	—	—	—	..	..	9,104	15	421
Java . . . . .	—	—	—	—	—	2,193	305	844	2,749	2,351
China (exclusive of Hongkong and Macao) . . . . .	—	—	—	—	—	3,092	7,013	3,127	2,196	3,624
Japan . . . . .	—	—	—	—	—	2,44,782	2,23,434	2,50,507	3,83,913	4,72,305
Egypt . . . . .	—	—	—	—	—	1,236	..	545	603	31
United States of America— Via Atlantic Coast . . . . .	—	—	—	—	—	5,253	4,460	3,776	3,499	1,777
Other Foreign Countries . . . . .	—	—	—	—	—	812	1,495	80	578	30
<b>TOTAL FOREIGN COUNTRIES . . . . .</b>	—	—	—	—	—	<b>17,15,709</b>	<b>20,54,154</b>	<b>19,51,709</b>	<b>13,40,166</b>	<b>14,01,408</b>
Share of Bengal . . . . .	—	—	—	—	—	4,63,013	5,94,613	5,29,796	4,26,109	3,60,323
" Bombay . . . . .	—	—	—	—	—	15,62,968	16,99,723	15,64,347	7,34,144	10,34,449
" Sind . . . . .	—	—	—	—	—	1,67,060	1,95,748	1,36,623	90,193	94,933
" Madras . . . . .	—	—	—	—	—	67,486	65,306	61,939	47,757	37,436
" Burma . . . . .	—	—	—	—	—	7,57,481	6,25,637	6,01,050	5,46,837	2,46,658
<b>TOTAL . . . . .</b>	—	—	—	—	—	<b>30,23,013</b>	<b>31,80,931</b>	<b>29,43,656</b>	<b>18,54,040</b>	<b>17,73,799</b>
Lametta (III. A)—	Lbs.	Lbs.	Lbs.	Lbs.	Lbs.					
United Kingdom . . . . .	12,908	16,863	100	4,689	290	24,606	37,857	283	7,639	863
Other British Possessions . . . . .	..	..	12	6	28	..	..	25	8	39
<b>TOTAL BRITISH EMPIRE . . . . .</b>	<b>12,908</b>	<b>16,863</b>	<b>112</b>	<b>4,695</b>	<b>318</b>	<b>24,606</b>	<b>37,857</b>	<b>288</b>	<b>7,647</b>	<b>902</b>
Germany . . . . .	291,097	238,054	178,238	139,599	147,475	5,10,596	3,82,031	2,77,632	1,98,915	1,89,122
France . . . . .	230,305	363,451	302,449	316,936	213,710	4,18,796	5,90,420	4,33,627	4,15,463	2,69,723
Italy . . . . .	640	5,219	..	..	..	1,754	7,979	..	..	..
Austria . . . . .	7,458	12,372	1,351	4,106	60	13,135	15,845	2,014	6,671	116
Czechoslovakia . . . . .	1,593	..	..	..	..	2,495	..	..	..	..
Iraq . . . . .	..	..	..	..	534	..	..	..	..	624
Japan . . . . .	703	9,764	..	..	2	1,137	15,603	..	..	5
United States of America— Via Atlantic Coast . . . . .	703	..	..	..	..	1,240	..	..	..	..
<b>TOTAL FOREIGN COUNTRIES . . . . .</b>	<b>532,499</b>	<b>628,860</b>	<b>482,038</b>	<b>460,691</b>	<b>366,781</b>	<b>9,49,153</b>	<b>10,11,878</b>	<b>7,13,273</b>	<b>6,20,039</b>	<b>4,59,590</b>
Share of Bengal . . . . .	49,331	46,096	23,549	45,695	26,361	37,764	32,388	45,010	64,701	39,916
" Bombay . . . . .	416,017	433,398	334,908	309,398	154,485	7,41,964	7,26,948	4,81,630	4,14,306	1,95,596
" Sind . . . . .	31,445	43,465	18,773	51,750	84,393	56,560	75,731	29,887	66,385	1,04,441
" Madras . . . . .	45,614	112,764	99,920	57,958	101,807	37,471	1,64,668	1,57,128	80,758	1,20,467
" Burma . . . . .	..	..	..	585	43	..	..	..	1,136	72
<b>TOTAL . . . . .</b>	<b>545,407</b>	<b>645,723</b>	<b>482,150</b>	<b>465,388</b>	<b>367,099</b>	<b>9,73,759</b>	<b>10,49,735</b>	<b>7,13,561</b>	<b>6,27,686</b>	<b>4,60,492</b>

## No. 13—continued

ARTICLES, AND COUNTRIES OF CONSIGNMENT; ALSO SHARE OF EACH PROVINCE.	QUANTITY					VALUE				
	1927-28	1928-29	1929-30	1930-31	1931-32	1927-28	1928-29	1929-30	1930-31	1931-32
						R	R	R	R	R
<b>Apparel (excluding hosiery and boots and shoes)—continued</b>										
<b>Second-hand clothing (III. A)—</b>										
United Kingdom . . . . .	—	—	—	—	—	7,86,084	6,83,039	5,54,821	2,17,120	1,93,818
Ceylon . . . . .	—	—	—	—	—	117	1,414	150	83	3,078
Mauritius and Dependencies . . . . .	—	—	—	—	—	..	..	..	..	1,142
Straits Settlements (including Labuan) . . . . .	—	—	—	—	—	1,509	569	467	137	880
Other British Possessions . . . . .	—	—	—	—	—	1,847	401	947	1,205	670
<b>TOTAL BRITISH EMPIRE</b>	—	—	—	—	—	<b>7,89,057</b>	<b>6,85,188</b>	<b>5,56,335</b>	<b>2,18,495</b>	<b>1,99,588</b>
Germany . . . . .	—	—	—	—	—	187	2,053	10	115	337
Netherlands . . . . .	—	—	—	—	—	2,031	..	..	..	..
France . . . . .	—	—	—	—	—	5,352	670	10	468	308
Mascat Territory and Trucial Oman . . . . .	—	—	—	—	—	..	..	..	3,383	..
Iraq . . . . .	—	—	—	—	—	76	456	..	4,782	3,652
Japan . . . . .	—	—	—	—	—	..	10	71	7,240	14,550
Egypt . . . . .	—	—	—	—	—	1,439	15	417	..	50
Portuguese East Africa . . . . .	—	—	—	—	—	..	..	1,550	..	170
United States of America—										
<i>Via</i> Atlantic Coast . . . . .	—	—	—	—	—	6,88,735	10,87,719	13,06,459	9,54,151	8,06,614
" Pacific " . . . . .	—	—	—	—	—	..	100	..	..	..
Other Foreign Countries . . . . .	—	—	—	—	—	1,695	2,181	271	315	240
<b>TOTAL FOREIGN COUNTRIES</b>	—	—	—	—	—	<b>5,50,065</b>	<b>10,93,204</b>	<b>13,08,782</b>	<b>9,70,454</b>	<b>9,15,921</b>
<b>Share of Bengal . . . . .</b>	—	—	—	—	—	<b>4,76,325</b>	<b>4,07,721</b>	<b>5,25,866</b>	<b>1,95,178</b>	<b>2,40,263</b>
" Bombay . . . . .	—	—	—	—	—	<b>2,06,440</b>	<b>3,63,333</b>	<b>4,31,668</b>	<b>3,35,921</b>	<b>2,66,567</b>
" Sind . . . . .	—	—	—	—	—	<b>6,55,834</b>	<b>9,41,708</b>	<b>8,92,355</b>	<b>5,66,757</b>	<b>6,02,490</b>
" Madras . . . . .	—	—	—	—	—	..	<b>5,363</b>	<b>17,625</b>	<b>16,559</b>	<b>5,422</b>
" Burma . . . . .	—	—	—	—	—	<b>473</b>	<b>10,262</b>	<b>7,153</b>	<b>24,534</b>	<b>767</b>
<b>TOTAL</b>	—	—	—	—	—	<b>18,39,122</b>	<b>17,28,387</b>	<b>10,26,161</b>	<b>11,88,919</b>	<b>11,15,509</b>
<b>Water-proofed clothing (III. A)—</b>										
United Kingdom . . . . .	—	—	—	—	—	3,44,951	3,54,425	3,30,622	4,08,697	1,43,788
Straits Settlements (including Labuan) . . . . .	—	—	—	—	—	422	1,455	708	1,536	598
Hongkong . . . . .	—	—	—	—	—	..	36	..	4,901	5,117
Other British Possessions . . . . .	—	—	—	—	—	158	75	..	..	..
<b>TOTAL BRITISH EMPIRE</b>	—	—	—	—	—	<b>3,45,531</b>	<b>3,55,901</b>	<b>3,31,330</b>	<b>4,15,134</b>	<b>1,49,503</b>
Japan . . . . .	—	—	—	—	—	..	..	975	508	4,421
Germany . . . . .	—	—	—	—	—	3,582	..	4,433	14,388	113
Austria . . . . .	—	—	—	—	—	..	..	..	5,763	..
China (exclusive of Hongkong and Macao) . . . . .	—	—	—	—	—	..	..	..	..	2,235
United States of America—										
<i>Via</i> Atlantic Coast . . . . .	—	—	—	—	—	1,130	5,665	1,275	831	544
Other Foreign Countries . . . . .	—	—	—	—	—	30	915	20	1,898	20
<b>TOTAL FOREIGN COUNTRIES</b>	—	—	—	—	—	<b>4,742</b>	<b>6,580</b>	<b>6,802</b>	<b>22,833</b>	<b>7,931</b>
<b>Share of Bengal . . . . .</b>	—	—	—	—	—	<b>12,445</b>	<b>46,523</b>	<b>47,279</b>	<b>73,210</b>	<b>84,539</b>
" Bombay . . . . .	—	—	—	—	—	<b>2,23,332</b>	<b>1,84,238</b>	<b>1,88,493</b>	<b>2,72,111</b>	<b>34,137</b>
" Sind . . . . .	—	—	—	—	—	<b>2,949</b>	<b>9,760</b>	<b>11,649</b>	<b>5,655</b>	<b>4,332</b>
" Madras . . . . .	—	—	—	—	—	<b>610</b>	<b>2,326</b>	<b>3,163</b>	<b>4,293</b>	<b>5,017</b>
" Burma . . . . .	—	—	—	—	—	<b>1,10,437</b>	<b>1,29,176</b>	<b>1,01,733</b>	<b>32,804</b>	<b>59,309</b>
<b>TOTAL</b>	—	—	—	—	—	<b>3,50,278</b>	<b>3,62,571</b>	<b>3,38,132</b>	<b>4,38,017</b>	<b>1,57,434</b>
<b>Total value of Apparel—</b>										
United Kingdom . . . . .	—	—	—	—	—	68,36,267	69,85,780	59,68,956	33,57,233	28,68,134
Gibraltar . . . . .	—	—	—	—	—	5,334	..	1,017	66	1,900
Aden and Dependencies . . . . .	—	—	—	—	—	1,826	817	151	554	365
Ceylon . . . . .	—	—	—	—	—	88,361	1,02,271	3,50,613	74,668	54,796
Straits Settlements (including Labuan) . . . . .	—	—	—	—	—	87,180	78,103	73,663	42,532	34,936
Federated Malay States . . . . .	—	—	—	—	—	259	239	65	1,041	124
Hongkong . . . . .	—	—	—	—	—	96,737	42,748	37,878	61,720	54,055

ARTICLES, AND COUNTRIES OF CONSIGNMENT; ALSO SHARE OF EACH PROVINCE	QUANTITY					VALUE				
	1927-28	1928-29	1929-30	1930-31	1931-32	1927-28	1928-29	1929-30	1930-31	1931-32
Apparel (excluding hosiery and boots and shoes)—concluded						R	R	R	R	R
Total value of Apparel—continued										
Cape of Good Hope . . . . .	—	—	—	—	—	242	1,035	584	665	9
Natal . . . . .	—	—	—	—	—	7,530	8,792	14,889	5,080	8,792
Transvaal . . . . .	—	—	—	—	—	226	155	1,012	253	84
Zanzibar and Pemba . . . . .	—	—	—	—	—	805	1,191	1,048	367	71
Kenya Colony . . . . .	—	—	—	—	—	6,018	64,475	7,908	10,578	12,992
Tanganyika Territory . . . . .	—	—	—	—	—	722	887	1,258	875	2,061
Mauritius and Dependences . . . . .	—	—	—	—	—	280	25	180	468	1,921
Canada—										
Via Atlantic Coast . . . . .	—	—	—	—	—	2,175	800	4,018	1,457	651
„ Pacific „ . . . . .	—	—	—	—	—	..	..	399	600	51
Western Australia . . . . .	—	—	—	—	—	75	125	1,271	534	83
South Australia (including Northern Territory) . . . . .	—	—	—	—	—	190	845	1,593	380	181
Victoria . . . . .	—	—	—	—	—	1,438	2,428	2,273	2,413	2,881
New South Wales . . . . .	—	—	—	—	—	2,617	727	489	1,402	1,241
Queensland . . . . .	—	—	—	—	—	60	984	251	155	35
Australian Commonwealth (Total) . . . . .	—	—	—	—	—	4,380	5,069	5,377	4,884	5,002
Other British Possessions . . . . .	—	—	—	—	—	491	847	400	441	49
TOTAL BRITISH EMPIRE	—	—	—	—	—	71,38,833	73,88,844	84,54,674	85,63,537	25,82,451
Sweden . . . . .	—	—	—	—	—	2,492	1,403	1,974	704	3,111
Norway . . . . .	—	—	—	—	—	794	2,010	27	..	201
Denmark . . . . .	—	—	—	—	—	1,765	890	1,124	830	571
Germany . . . . .	—	—	—	—	—	24,75,255	23,00,762	17,12,150	12,52,796	6,89,511
Netherlands . . . . .	—	—	—	—	—	12,006	9,829	2,559	1,009	481
Belgium . . . . .	—	—	—	—	—	27,295	16,609	26,827	13,746	4,661
France . . . . .	—	—	—	—	—	27,79,830	33,26,703	35,78,265	22,00,379	7,41,561
Spain . . . . .	—	—	—	—	—	405	155	2,568	5	101
Portugal . . . . .	—	—	—	—	—	..	2,763	..	..	..
Switzerland . . . . .	—	—	—	—	—	49,145	44,650	43,141	11,541	50,411
Italy . . . . .	—	—	—	—	—	12,99,604	13,11,482	11,86,454	5,72,209	3,64,421
Austria . . . . .	—	—	—	—	—	1,75,592	2,34,069	70,897	48,414	19,851
Hungary . . . . .	—	—	—	—	—	..	314	..	..	3,281
Czechoslovakia . . . . .	—	—	—	—	—	2,36,740	3,51,966	5,09,794	3,44,819	4,91,031
Serb Croat Slovene State . . . . .	—	—	—	—	—	..	939	3,626	..	..
Iraq . . . . .	—	—	—	—	—	1,365	11,160	4,974	62,945	37,691
Turkey, European . . . . .	—	—	—	—	—	22,950	6,831	..	..	40
Syria . . . . .	—	—	—	—	—	1,471	..	..	..	..
Maskat Territory and Trucial Oman . . . . .	—	—	—	—	—	..	10	20	3,423	..
Other Native States in Arabia . . . . .	—	—	—	—	—	2,561	1,133	1,352	2,423	2,514
Perala . . . . .	—	—	—	—	—	5,107	892	10,180	1,838	1,835
Java . . . . .	—	—	—	—	—	2,608	385	1,079	3,050	5,011
Siam . . . . .	—	—	—	—	—	782	1,742	414	471	110
Indo-China (including Cochin-China, Cambodia, Annam, Tonquin and French leased territories in China) . . . . .	—	—	—	—	—	30	237	65	779	2,425
China (exclusive of Hong-kong and Macao) . . . . .	—	—	—	—	—	67,924	64,651	48,947	89,068	1,26,450
Japan . . . . .	—	—	—	—	—	14,35,378	20,02,084	13,72,849	13,50,281	20,76,388
Egypt . . . . .	—	—	—	—	—	9,033	4,492	5,533	2,533	431
Morocco . . . . .	—	—	—	—	—	..	1,150	..	..	..
Portuguese East Africa . . . . .	—	—	—	—	—	782	1,733	3,993	666	736
United States of America—										
Via Atlantic Coast . . . . .	—	—	—	—	—	6,93,056	13,12,094	15,72,358	10,79,760	10,04,623
„ Pacific „ . . . . .	—	—	—	—	—	1,725	1,280	6,308	4,940	10,468
Other Foreign Countries . . . . .	—	—	—	—	—	122	1,326	983	505	87
TOTAL FOREIGN COUNTRIES	—	—	—	—	—	93,05,767	1,09,15,749	1,06,69,066	75,49,284	56,48,666
Share of Bengal . . . . .	—	—	—	—	—	22,23,644	25,58,111	29,73,050	24,82,190	19,52,242
„ Bombay . . . . .	—	—	—	—	—	32,03,356	34,87,296	30,33,394	42,37,838	37,10,373
„ Sind . . . . .	—	—	—	—	—	17,12,807	20,37,023	18,67,486	12,79,701	12,53,773
„ Madras . . . . .	—	—	—	—	—	13,43,236	22,75,013	26,33,518	16,45,573	5,72,872
„ Burma . . . . .	—	—	—	—	—	24,51,557	19,11,660	17,60,733	14,67,414	6,36,956
TOTAL	—	—	—	—	—	1,64,44,600	1,82,99,093	1,71,28,730	1,11,12,771	81,76,121



No. 18—continued

ARTICLES, AND COUNTRIES OF CONSIGNMENT; ALSO SHARE OF EACH PROVINCE	QUANTITY					VALUE				
	1927-28	1928-29	1929-30	1930-31	1931-32	1927-28	1928-29	1929-30	1930-31	1931-32
Arms, Ammunition, and Military stores—						R	R	R	R	R
<i>Cartridge cases—</i>										
Filled—										
Shot gun cartridges, filled (III. B)*—		No.	No.	No.	No.					
United Kingdom . . . . .	—	10,251,804	11,185,187	9,791,742	9,897,735	—	7,78,000	8,35,858	7,23,852	6,83,977
Other British Possessions . . . . .	—	2,182	1,256	5,110	1,014	—	826	280	580	236
TOTAL BRITISH EMPIRE	—	10,253,986	11,186,443	9,796,852	9,898,749	—	7,78,826	8,36,138	7,24,432	6,84,213
Germany . . . . .	—	1,168,175	924,674	695,925	628,700	—	80,088	65,947	47,583	42,808
Belgium . . . . .	—	707,850	1,473,225	1,264,475	381,050	—	39,767	82,055	68,892	20,471
United States of America—										
<i>Via Atlantic Coast</i> . . . . .	—	1,653,625	1,983,750	1,335,276	1,389,100	—	1,08,750	134,726	90,125	85,793
Other Foreign Countries . . . . .	—	1,002	1,919	2,068	1,492	—	221	182	247	254
TOTAL FOREIGN COUNTRIES	—	3,590,552	4,383,568	3,297,744	2,350,342	—	2,28,826	2,82,910	2,06,547	1,49,326
Share of Bengal . . . . .	—	1,776,987	2,101,364	1,270,397	1,496,275	—	1,27,134	1,50,928	90,180	1,02,005
" Bombay . . . . .	—	4,196,960	5,203,485	4,704,107	4,669,092	—	3,09,262	3,82,041	3,33,893	3,17,287
" Sind . . . . .	—	5,833,354	5,775,383	4,762,469	3,814,622	—	4,13,289	3,98,010	3,22,548	2,52,101
" Madras . . . . .	—	214,301	441,116	454,566	593,730	—	16,071	20,958	32,802	40,202
" Burma . . . . .	—	1,822,936	2,048,163	1,903,057	1,675,322	—	1,41,396	1,57,111	1,47,066	1,21,944
TOTAL	—	18,844,538	15,570,011	13,094,596	12,249,091	—	10,07,152	11,19,048	9,31,279	8,33,539
Rifle and other Cartridges filled (III. B)*—		No.	No.	No.	No.					
United Kingdom . . . . .	—	8,426,712	2,926,347	2,614,798	15,618,911	—	2,56,918	2,38,871	1,89,540	10,23,122
Hongkong . . . . .	—	..	651	1,047	118	—	..	1,412	208	14
Other British Possessions . . . . .	—	2,681	2,652	4,019	5,120	—	355	516	532	686
TOTAL BRITISH EMPIRE	—	3,429,348	2,929,650	2,619,864	15,624,149	—	2,57,268	2,40,799	1,90,386	10,23,822
Germany . . . . .	—	595,908	782,530	435,211	3,858,855	—	40,918	59,889	29,835	58,007
Belgium . . . . .	—	78,077	167,500	78,324	35,650	—	5,464	9,812	4,366	2,275
France . . . . .	—	60,787	405	4,384	6,162	—	11,997	78	384	1,102
Italy . . . . .	—	47,581	200	40	175	—	4,36,728	20	6	23
United States of America—										
<i>Via Atlantic Coast</i> . . . . .	—	1,650,620	2,025,914	1,905,805	1,475,762	—	62,396	75,879	64,646	45,549
Other Foreign Countries . . . . .	—	1,835	415	851	2,851	—	219	65	116	306
TOTAL FOREIGN COUNTRIES	—	2,484,253	2,976,964	2,419,615	4,879,455	—	5,58,222	1,45,743	90,423	1,07,852
Share of Bengal . . . . .	—	2,197,431	2,796,622	1,843,510	1,944,533	—	1,61,963	2,05,291	1,19,911	1,28,601
" Bombay . . . . .	—	1,263,082	1,372,667	1,766,270	1,265,835	—	31,314	94,377	97,973	81,441
" Sind . . . . .	—	1,465,119	719,842	575,545	16,737,607	—	5,10,926	39,758	30,868	3,91,692
" Madras . . . . .	—	703,247	533,309	529,393	172,158	—	43,945	23,817	23,696	6,338
" Burma . . . . .	—	334,717	433,674	324,161	363,421	—	12,342	13,299	17,461	22,601
TOTAL	—	5,863,596	5,906,614	5,039,479	20,503,604	—	3,15,490	3,86,542	2,89,809	11,31,174
Total—Filled (III. B)—	No.	No.	No.	No.	No.					
United Kingdom . . . . .	14,216,692	13,675,516	14,111,534	12,406,540	25,516,646	10,99,681	10,34,918	10,74,729	9,13,499	17,07,099
Hongkong . . . . .	2,000	..	651	1,072	118	200	..	1,412	210	14
Other British Possessions . . . . .	10,070	4,813	3,908	9,104	6,134	1,281	681	706	1,110	922
TOTAL BRITISH EMPIRE	14,228,762	13,680,329	14,116,093	12,416,716	25,522,898	11,01,162	10,35,594	10,76,435	9,14,818	17,08,035

\* Separately recorded from 1928-29.

ARTICLES, AND COUNTRIES OF CONSIGNMENT; ALSO SHARE OF EACH PROVINCE.	QUANTITY					VALUE				
	1927-28	1928-29	1929-30	1930-31	1931-32	1927-28	1928-29	1929-30	1930-31	1931-32
						₹	₹	₹	₹	₹
<b>Arms, Ammunition, and Military stores—continued</b>										
<i>Cartridge cases—continued</i>										
<b>Total—Filled (III. B)—continued</b>	No.	No.	No.	No.	No.					
Germany . . . . .	1,766,585	1,763,778	1,707,204	1,131,136	3,987,555	1,22,778	1,21,008	1,25,836	77,468	1,08,816
Belgium . . . . .	424,875	845,927	1,640,725	1,337,799	416,700	22,755	45,231	91,867	78,278	22,746
France . . . . .	6,806	60,812	1,651	5,539	7,449	2,035	11,999	197	542	1,411
Italy . . . . .	501	47,733	200	40	175	17	4,36,774	20	6	23
United States of America— Vid Atlantic Coast . . . . .	4,768,406	3,304,145	4,009,664	3,241,081	2,814,862	2,27,652	1,71,646	2,10,605	1,54,771	1,31,345
Other Foreign Countries . . . . .	1,187	2,410	1,088	1,764	3,056	181	392	128	205	841
<b>TOTAL FOREIGN COUNTRIES</b>	<b>6,968,360</b>	<b>6,024,895</b>	<b>7,360,532</b>	<b>5,717,369</b>	<b>7,229,797</b>	<b>3,75,418</b>	<b>7,87,048</b>	<b>4,28,653</b>	<b>3,06,270</b>	<b>2,56,676</b>
<i>Share of Bengal : . . . . .</i>	<i>5,665,571</i>	<i>3,974,418</i>	<i>4,897,986</i>	<i>3,113,907</i>	<i>3,440,508</i>	<i>3,75,101</i>	<i>2,39,097</i>	<i>3,56,219</i>	<i>2,10,091</i>	<i>2,30,606</i>
<i>„ Bombay . . . . .</i>	<i>4,741,060</i>	<i>5,460,042</i>	<i>6,576,152</i>	<i>6,470,377</i>	<i>6,934,977</i>	<i>3,40,594</i>	<i>3,90,576</i>	<i>4,76,418</i>	<i>4,36,866</i>	<i>3,98,728</i>
<i>„ Sind . . . . .</i>	<i>7,937,987</i>	<i>7,298,473</i>	<i>6,495,725</i>	<i>5,338,014</i>	<i>20,552,229</i>	<i>5,57,637</i>	<i>9,24,215</i>	<i>4,37,768</i>	<i>3,53,416</i>	<i>11,43,794</i>
<i>„ Madras . . . . .</i>	<i>1,109,620</i>	<i>917,548</i>	<i>1,024,925</i>	<i>984,559</i>	<i>765,938</i>	<i>72,905</i>	<i>65,016</i>	<i>59,775</i>	<i>56,198</i>	<i>47,040</i>
<i>„ Burma . . . . .</i>	<i>1,742,384</i>	<i>2,057,653</i>	<i>2,481,837</i>	<i>2,227,218</i>	<i>2,058,743</i>	<i>1,30,343</i>	<i>1,53,738</i>	<i>1,75,410</i>	<i>1,64,517</i>	<i>1,44,546</i>
<b>TOTAL</b>	<b>21,197,122</b>	<b>19,703,134</b>	<b>21,476,625</b>	<b>18,134,075</b>	<b>32,752,695</b>	<b>14,76,580</b>	<b>18,22,642</b>	<b>15,05,590</b>	<b>12,21,088</b>	<b>19,64,718</b>
<b>Empty (III. B)—</b>	No.	No.	No.	No.	No.					
United Kingdom . . . . .	805,277	615,324	7,00,080	563,363	529,193	32,390	24,421	25,485	21,216	17,453
Other British Possessions . . . . .	125	..	1,500	50	1,098	3	..	50	2	5
<b>TOTAL BRITISH EMPIRE</b>	<b>805,402</b>	<b>615,324</b>	<b>701,580</b>	<b>563,413</b>	<b>530,291</b>	<b>32,393</b>	<b>24,421</b>	<b>25,535</b>	<b>21,218</b>	<b>17,458</b>
Germany . . . . .	435,000	570,582	342,325	443,307	281,925	13,378	17,768	9,005	12,632	7,688
Belgium . . . . .	110,800	156,550	63,790	95,000	25,000	3,164	3,781	3,141	2,108	515
United States of America— Vid Atlantic Coast . . . . .	105,400	27,500	15,700	5,100	2,000	3,644	1,397	1,030	279	100
Other Foreign Countries . . . . .	19,430	5,000	..	..	1,056	472	99	..	..	165
<b>TOTAL FOREIGN COUNTRIES</b>	<b>670,630</b>	<b>759,632</b>	<b>428,815</b>	<b>543,407</b>	<b>309,981</b>	<b>21,158</b>	<b>28,045</b>	<b>13,176</b>	<b>15,019</b>	<b>8,468</b>
<i>Share of Bengal . . . . .</i>	<i>953,250</i>	<i>895,232</i>	<i>761,971</i>	<i>881,663</i>	<i>685,768</i>	<i>32,445</i>	<i>51,193</i>	<i>25,825</i>	<i>29,921</i>	<i>21,392</i>
<i>„ Bombay . . . . .</i>	<i>396,577</i>	<i>306,122</i>	<i>226,500</i>	<i>169,300</i>	<i>101,300</i>	<i>15,754</i>	<i>11,367</i>	<i>8,705</i>	<i>4,523</i>	<i>2,887</i>
<i>„ Sind . . . . .</i>	<i>62,400</i>	<i>126,900</i>	<i>80,190</i>	<i>39,150</i>	<i>37,000</i>	<i>2,144</i>	<i>3,376</i>	<i>2,710</i>	<i>933</i>	<i>986</i>
<i>„ Madras . . . . .</i>	<i>46,330</i>	<i>21,252</i>	<i>32,600</i>	<i>2,550</i>	<i>6,050</i>	<i>2,211</i>	<i>867</i>	<i>497</i>	<i>87</i>	<i>163</i>
<i>„ Burma . . . . .</i>	<i>16,925</i>	<i>25,400</i>	<i>23,034</i>	<i>13,757</i>	<i>10,354</i>	<i>897</i>	<i>663</i>	<i>974</i>	<i>768</i>	<i>436</i>
<b>TOTAL</b>	<b>1,476,032</b>	<b>1,374,956</b>	<b>1,128,895</b>	<b>1,106,820</b>	<b>840,272</b>	<b>53,551</b>	<b>47,466</b>	<b>38,711</b>	<b>36,237</b>	<b>25,920</b>
<b>Total Cartridge cases—</b>	No.	No.	No.	No.	No.					
United Kingdom . . . . .	15,021,989	14,298,840	14,811,614	12,969,903	26,045,939	11,32,071	10,59,334	11,00,214	9,34,714	17,24,552
Hongkong . . . . .	2,000	..	651	1,072	118	200	..	1,412	210	14
Other British Possessions . . . . .	10,195	4,813	5,408	9,154	7,232	1,284	681	846	1,112	927
<b>TOTAL BRITISH EMPIRE</b>	<b>15,034,184</b>	<b>14,298,653</b>	<b>14,817,673</b>	<b>12,980,129</b>	<b>26,053,189</b>	<b>11,33,555</b>	<b>10,60,015</b>	<b>11,02,472</b>	<b>9,36,036</b>	<b>17,25,493</b>
Germany . . . . .	2,201,585	2,334,360	2,049,529	1,574,443	4,269,480	1,36,656	1,38,774	1,34,841	90,100	1,08,508
Belgium . . . . .	535,675	1,002,477	1,709,515	1,432,799	441,700	25,919	49,012	95,008	75,386	23,261
France . . . . .	6,806	60,912	1,651	5,539	8,455	2,035	12,001	197	542	1,575
Italy . . . . .	19,931	47,733	200	40	175	489	4,36,774	20	6	23
United States of America— Vid Atlantic Coast . . . . .	4,873,808	3,381,645	4,025,364	3,246,181	2,816,862	2,31,296	1,73,043	2,11,685	1,55,050	1,31,442
Other Foreign Countries . . . . .	1,187	7,310	1,088	1,764	3,106	181	489	128	205	342
<b>TOTAL FOREIGN COUNTRIES</b>	<b>7,638,990</b>	<b>6,784,437</b>	<b>7,787,347</b>	<b>6,260,766</b>	<b>7,539,778</b>	<b>3,96,576</b>	<b>3,10,093</b>	<b>4,41,329</b>	<b>3,21,289</b>	<b>2,65,146</b>
<i>Share of Bengal . . . . .</i>	<i>6,618,321</i>	<i>4,869,700</i>	<i>5,659,057</i>	<i>3,995,470</i>	<i>4,126,576</i>	<i>4,07,546</i>	<i>3,20,290</i>	<i>3,32,044</i>	<i>2,40,012</i>	<i>2,51,999</i>
<i>„ Bombay . . . . .</i>	<i>5,137,637</i>	<i>5,766,164</i>	<i>6,802,652</i>	<i>6,640,177</i>	<i>6,036,177</i>	<i>3,56,348</i>	<i>4,01,943</i>	<i>4,35,123</i>	<i>4,41,389</i>	<i>4,01,615</i>
<i>„ Sind . . . . .</i>	<i>8,000,387</i>	<i>7,425,373</i>	<i>6,575,915</i>	<i>5,377,184</i>	<i>20,539,229</i>	<i>5,59,781</i>	<i>9,27,591</i>	<i>4,40,478</i>	<i>3,54,354</i>	<i>11,44,786</i>
<i>„ Madras . . . . .</i>	<i>1,156,500</i>	<i>938,300</i>	<i>1,057,525</i>	<i>927,109</i>	<i>771,988</i>	<i>75,216</i>	<i>65,383</i>	<i>60,272</i>	<i>56,285</i>	<i>47,301</i>
<i>„ Burma . . . . .</i>	<i>1,759,809</i>	<i>2,083,053</i>	<i>2,509,371</i>	<i>2,240,975</i>	<i>2,068,997</i>	<i>1,31,240</i>	<i>1,54,401</i>	<i>1,76,384</i>	<i>1,65,285</i>	<i>1,45,031</i>
<b>TOTAL</b>	<b>22,873,154</b>	<b>21,083,090</b>	<b>22,005,020</b>	<b>19,240,895</b>	<b>33,592,967</b>	<b>15,30,131</b>	<b>18,70,108</b>	<b>15,44,301</b>	<b>12,57,325</b>	<b>19,90,631</b>

## No. 13—continued

ARTICLES, AND COUNTRIES OF CONSIGNMENT; ALSO SHARE OF EACH PROVINCE	QUANTITY					VALUE				
	1927-28	1928-29	1929-30	1930-31	1931-32	1927-28	1928-29	1929-30	1930-31	1931-32
						R	R	R	R	R
<b>Arms, Ammunition and Military stores—continued</b>										
<b>Explosives—</b>										
<b>Blasting fuse (III. B)—</b>	Lbs.—	Lbs.—	Lbs.—	Lbs.—	Lbs.—					
	No. of Coils	No. of Coils	No. of Coils	No. of Coils	No. of Coils					
United Kingdom . . . . .	465,966 —1,525,803	444,331 —1,482,900	401,475 —1,328,400	405,215 —1,389,340	294,208 —1,097,365	5,64,939	5,28,758	4,71,176	4,47,644	2,90,230
Gibraltar . . . . .	::	7,560 —22,500	::	::	::	::	8,562	::	::	::
<b>TOTAL BRITISH EMPIRE</b>	465,966 —1,525,803	451,891 —1,505,400	401,475 —1,328,400	405,215 —1,389,340	294,208 —1,097,365	5,64,939	5,37,320	4,71,176	4,47,644	2,90,230
Germany . . . . .	118,052 —343,028	88,882 —2,9,420	89,348 —313,800	132,024 —444,200	158,085 —515,080	1,40,177	43,280	62,474	77,101	86,121
Belgium . . . . .	76,726 —242,700	65,880 —192,030	61,662 —199,500	18,830 —55,500	31,040 —100,500	39,438	30,296	30,382	9,531	14,505
France . . . . .	124,056 —388,000	175,214 —497,012	76,980 —290,606	39,945 —132,815	49,453 —224,100	62,561	80,552	46,349	26,693	32,909
Japan . . . . .	::	::	::	::	93 —200	::	::	::	::	119
Other Foreign Countries	::	7,392 —22,500	784 —2,500	::	::	::	3,565	710	::	::
<b>TOTAL FOREIGN COUNTRIES</b>	319,794 —974,628	337,318 —960,032	228,769 —806,406	190,799 —662,515	289,221 —839,880	2,51,176	1,57,693	1,39,915	1,13,335	1,38,655
Share of Bengal . . . . .	197,412 —614,000	295,292 —837,200	294,937 —1,036,325	276,059 —952,300	281,028 —953,140	1,97,344	2,32,351	2,13,207	2,87,719	1,95,372
„ Bombay . . . . .	346,174 —1,092,431	235,571 —745,532	129,382 —431,781	111,966 —433,525	108,354 —436,865	3,13,962	1,53,442	1,04,085	81,692	67,066
„ Sind . . . . .	36,864 —143,500	23,467 —103,500	16,272 —66,000	9,398 —45,190	17,155 —66,240	37,705	18,735	12,782	8,862	14,467
„ Madras . . . . .	105,080 —531,000	185,265 —641,300	202,221 —712,700	143,595 —479,300	100,849 —436,800	1,99,332	2,06,571	1,93,384	1,59,269	1,22,641
„ Burma . . . . .	40,440 —114,000	49,614 —135,300	43,332 —138,000	55,038 —141,540	17,048 —45,200	67,772	83,914	82,133	83,437	24,339
<b>TOTAL</b>	785,700 —2,499,931	789,209 —2,466,382	690,244 —2,434,806	596,014 —2,051,855	533,429 —1,937,245	8,16,115	6,95,013	6,11,091	5,60,969	4,23,685
<b>Blasting gelatine (III. B)—</b>	Lbs.	Lbs.	Lbs.	Lbs.	Lbs.					
United Kingdom . . . . .	296,050	418,750	395,300	304,250	444,600	2,60,284	3,58,167	3,55,765	2,59,912	3,75,320
Belgium . . . . .	::	::	::	::	7,000	::	::	::	::	7,640
Share of Bengal . . . . .	25,050	40,050	15,350	5,050	50	21,483	34,327	13,159	4,329	43
„ Bombay . . . . .	15,000	3,700	12,000	30,450	38,050	12,940	2,955	10,006	25,821	30,529
„ Madras . . . . .	250,000	375,000	350,450	265,750	385,500	2,14,041	3,20,385	2,98,598	2,24,815	3,26,793
„ Burma . . . . .	6,000	::	17,500	3,000	28,000	11,820	::	34,002	4,947	25,595
<b>TOTAL</b>	296,050	418,750	395,300	304,250	451,600	2,60,284	3,58,167	3,55,765	2,59,912	3,82,000
<b>Dynamite (III. B)—</b>	Lbs.	Lbs.	Lbs.	Lbs.	Lbs.					
United Kingdom . . . . .	391,250	413,800	486,550	337,000	155,000	3,21,809	3,39,071	4,43,067	2,68,700	1,12,186
Belgium . . . . .	::	::	::	::	18,500	::	::	::	::	28,605
Share of Bengal . . . . .	255,000	259,000	240,050	225,000	110,000	1,33,341	1,37,298	1,73,555	1,62,705	19,536
„ Bombay . . . . .	21,250	27,250	20,000	12,500	15,000	14,855	18,620	13,759	3,761	10,379
„ Madras . . . . .	75,000	85,050	120,000	70,000	30,000	54,191	61,446	86,631	50,562	21,071
„ Burma . . . . .	40,000	42,500	106,500	29,500	18,500	69,022	71,703	1,69,042	41,572	28,605
<b>TOTAL</b>	391,250	413,800	486,550	337,000	173,500	3,21,809	3,39,071	4,43,067	2,68,700	1,40,791

GENERAL IMPORTS

No. 13—continued

ARTICLES, AND COUNTRIES OF CONSIGNMENT; ALSO SHARE OF EACH PROVINCE	QUANTITY					VALUE				
	1927-28	1928-29	1929-30	1930-31	1931-32	1927-28	1928-29	1929-30	1930-31	1931-32
						R	R	R	R	R
<b>Arms, Ammunition, and Military stores—continued</b>										
<b>Explosives—continued</b>										
<b>Gelatine Dynamite (III. B)—</b>	<b>Lbs.</b>	<b>Lbs.</b>	<b>Lbs.</b>	<b>Lbs.</b>	<b>Lbs.</b>					
United Kingdom . . . . .	934,750	998,700	922,500	987,000	936,250	8,79,478	9,08,112	8,93,871	8,34,691	6,78,87
Belgium . . . . .	..	..	..	..	83,500	..	..	..	..	97,61
Japan . . . . .	..	..	..	..	2,006	..	..	..	..	1,47
<b>TOTAL FOREIGN COUNTRIES</b>	<b>..</b>	<b>..</b>	<b>..</b>	<b>..</b>	<b>85,506</b>	<b>..</b>	<b>..</b>	<b>..</b>	<b>..</b>	<b>99,11</b>
Share of Bengal . . . . .	240,000	231,000	330,000	461,000	560,200	1,74,892	1,69,405	2,79,523	2,33,921	4,00,21
„ Bombay . . . . .	209,000	211,700	131,000	89,950	117,550	1,52,187	1,54,092	95,577	66,369	86,16
„ Madras . . . . .	247,750	333,500	140,500	266,050	258,500	1,90,891	2,50,940	1,10,847	2,00,739	1,91,97
„ Burma . . . . .	238,000	222,500	271,000	170,000	85,506	3,61,508	3,33,675	4,07,364	2,33,662	99,13
<b>TOTAL</b>	<b>934,750</b>	<b>998,700</b>	<b>922,500</b>	<b>987,000</b>	<b>1,021,756</b>	<b>8,79,478</b>	<b>9,08,112</b>	<b>8,93,871</b>	<b>8,34,691</b>	<b>7,77,51</b>
<b>Other nitro-compound explosives (III. B)—</b>	<b>Lbs.</b>	<b>Lbs.</b>	<b>Lbs.</b>	<b>Lbs.</b>	<b>Lbs.</b>					
United Kingdom . . . . .	105,000	83,000	70,000	70,000	..	61,626	54,847	41,093	41,093	..
Germany . . . . .	..	..	..	..	2,400	..	..	..	..	18
Share of Bengal . . . . .	105,000	35,000	70,000	70,000	..	61,626	20,546	41,093	41,093	..
„ Bombay . . . . .	..	..	..	..	2,400	..	..	..	..	18
„ Madras . . . . .	..	48,000	..	..	..	..	34,301	..	..	..
<b>TOTAL</b>	<b>105,000</b>	<b>83,000</b>	<b>70,000</b>	<b>70,000</b>	<b>2,400</b>	<b>61,626</b>	<b>54,847</b>	<b>41,093</b>	<b>41,093</b>	<b>18</b>
<b>Detonators (III. B)—</b>	<b>No.</b>	<b>No.</b>	<b>No.</b>	<b>No.</b>	<b>No.</b>					
United Kingdom . . . . .	7,853,874	7,130,887	7,388,580	6,853,486	5,058,739	2,10,739	2,17,963	2,29,756	2,22,222	1,55,55
Kenya Colony . . . . .	20,200	..	..	..	48	10,686	..	..	..	4
Other British Possessions . . . . .	24	..	..	..	..	96	..	..	..	..
<b>TOTAL BRITISH EMPIRE</b>	<b>7,874,098</b>	<b>7,130,887</b>	<b>7,388,580</b>	<b>6,853,486</b>	<b>5,058,837</b>	<b>2,21,521</b>	<b>2,17,963</b>	<b>2,29,756</b>	<b>2,22,222</b>	<b>1,55,60</b>
Belgium . . . . .	..	..	..	..	275,000	..	..	..	..	14,43
Other Foreign Countries . . . . .	..	..	26	85	10,072	..	..	16	257	42
<b>TOTAL FOREIGN COUNTRIES</b>	<b>..</b>	<b>..</b>	<b>26</b>	<b>85</b>	<b>285,072</b>	<b>..</b>	<b>..</b>	<b>16</b>	<b>257</b>	<b>14,85</b>
Share of Bengal . . . . .	2,425,050	2,848,000	2,715,000	2,935,000	2,222,000	97,760	1,03,273	98,113	1,23,071	1,03,20
„ Bombay . . . . .	1,473,024	355,887	343,744	757,059	570,585	31,999	20,603	6,854	22,258	10,318
„ Sind . . . . .	..	..	..	12	..	..	..	..	191	..
„ Madras . . . . .	3,034,024	2,852,000	2,724,360	2,482,500	2,266,300	43,556	50,421	39,150	39,010	42,052
„ Burma . . . . .	892,000	775,000	1,605,502	679,000	285,024	48,206	43,651	35,655	37,949	14,816
<b>TOTAL</b>	<b>7,874,098</b>	<b>7,130,887</b>	<b>7,388,606</b>	<b>6,853,571</b>	<b>5,343,909</b>	<b>2,21,521</b>	<b>2,17,963</b>	<b>2,29,772</b>	<b>2,22,479</b>	<b>1,70,454</b>
<b>Others (III. B)—</b>	<b>Lbs.</b>	<b>Lbs.</b>	<b>Lbs.</b>	<b>Lbs.</b>	<b>Lbs.</b>					
United Kingdom . . . . .	369,389	168,975	388,496	312,186	213,210	1,81,517	92,427	2,37,169	1,69,541	1,27,180
United States of America—										
Via Atlantic Coast . . . . .	..	5,002	160	5,021	72	..	3,244	152	2,489	498
Other Foreign Countries . . . . .	..	..	56	4	170	..	..	388	82	468
<b>TOTAL FOREIGN COUNTRIES</b>	<b>..</b>	<b>5,002</b>	<b>216</b>	<b>5,025</b>	<b>242</b>	<b>..</b>	<b>3,244</b>	<b>540</b>	<b>2,521</b>	<b>966</b>
Share of Bengal . . . . .	219,025	75,075	117,900	199,000	100,000	95,734	40,352	64,615	1,01,357	57,507
„ Bombay . . . . .	125,587	92,402	115,058	87,598	43,510	71,412	51,402	68,742	49,981	24,686
„ Sind . . . . .	2,442	..	56	152	15,242	2,056	..	388	302	8,422
„ Madras . . . . .	2,335	1,500	135,898	30,461	54,700	1,974	344	95,480	20,442	37,481
„ Burma . . . . .	20,000	5,000	20,000	..	..	10,341	2,573	10,484	..	..
<b>TOTAL</b>	<b>369,389</b>	<b>173,977</b>	<b>388,712</b>	<b>317,211</b>	<b>213,452</b>	<b>1,81,517</b>	<b>95,071</b>	<b>2,37,709</b>	<b>1,72,082</b>	<b>1,28,096</b>
<b>Total Explosives—</b>										
United Kingdom . . . . .	—	—	—	—	—	24,79,892	24,99,345	26,71,397	22,38,503	17,38,798
Gibraltar . . . . .	—	—	—	—	—	..	8,562	..	..	..
Stralls Settlements (including Labuan) . . . . .	—	—	—	—	—	98	..	..	..	..
Kenya Colony . . . . .	—	—	—	—	—	10,686	..	..	..	4
<b>TOTAL BRITISH EMPIRE</b>	<b>—</b>	<b>—</b>	<b>—</b>	<b>—</b>	<b>—</b>	<b>24,90,674</b>	<b>25,07,907</b>	<b>26,71,397</b>	<b>22,38,503</b>	<b>17,38,84</b>

## No. 13—continued

ARTICLES, AND COUNTRIES OF CONSIGNMENT; ALSO SHARE OF EACH PROVINCE.	QUANTITY					VALUE				
	1927-28	1928-29	1929-30	1930-31	1931-32	1927-28	1928-29	1929-30	1930-31	1931-32
						R	R	R	R	R
<b>Arms, Ammunition and Military stores—continued</b>										
<b>Explosives—concluded</b>										
<b>Total Explosives—continued</b>										
Germany . . . . .	—	—	—	—	—	1,49,177	43,280	62,474	77,101	86,771
Belgium . . . . .	—	—	—	—	—	39,438	20,206	30,382	9,531	1,02,836
France . . . . .	—	—	—	—	—	62,561	80,552	46,349	26,698	32,909
Japan . . . . .	—	—	—	—	—	..	..	4	..	1,034
United States of America—										
Via Atlantic Coast . . .	—	—	—	—	—	..	8,809	152	2,680	493
Other Foreign Countries .	—	—	—	—	—	..	..	1,110	98	84
<b>TOTAL FOREIGN COUNTRIES</b>	—	—	—	—	—	2,51,176	1,60,937	1,40,471	1,16,108	2,85,032
<b>Share of Bengal . . . . .</b>	—	—	—	—	—	8,32,080	7,88,053	8,88,755	9,94,195	8,35,970
" Bombay . . . . .	—	—	—	—	—	5,97,355	4,01,114	2,97,023	2,54,362	2,29,918
" Sind . . . . .	—	—	—	—	—	1,11,675	13,735	13,170	9,345	14,467
" Madras . . . . .	—	—	—	—	—	6,32,071	9,25,408	8,24,640	6,94,337	7,18,555
" Burma . . . . .	—	—	—	—	—	5,68,669	5,35,529	7,88,630	4,01,667	2,29,968
<b>TOTAL</b>	—	—	—	—	—	27,41,850	26,68,844	28,11,868	23,54,906	20,23,878
<b>Firearms, and parts thereof—</b>										
<b>Firearms (III. B)—</b>	No.	No.	No.	No.	No.					
United Kingdom . . . . .	17,954	17,077	14,938	14,256	25,716	15,20,634	12,63,388	18,09,227	10,52,214	18,95,860
Malta and Gozo . . . . .	..	..	35	1	..	..	..	2,197	40	..
Aden and Dependencies . . .	12	13	2	3	10	1,268	622	75	237	1,035
Ceylon . . . . .	150	119	121	131	92	12,305	9,919	10,730	7,995	8,207
Straits Settlements (including Labuan) . . . . .	53	101	78	107	51	8,102	7,306	6,883	8,980	3,020
Hongkong . . . . .	2	1	23	113	5	263	270	2,166	8,368	226
Natal . . . . .	7	7	3	9	6	1,435	582	1,382	1,120	255
Kenya Colony . . . . .	23	36	26	51	49	2,643	3,363	4,821	4,610	4,147
Tanganyika Territory . . . . .	1	9	3	8	4	109	1,466	715	605	220
Other British Possessions . . .	4	5	2	19	27	430	200	175	1,014	1,624
<b>TOTAL BRITISH EMPIRE</b>	18,206	17,368	15,241	14,698	25,960	15,47,345	12,87,116	18,38,371	11,21,293	19,14,094
Sweden . . . . .	12	36	16	19	22	1,235	3,242	1,441	1,821	1,979
Germany . . . . .	5,956	3,367	3,643	2,722	4,915	3,11,535	2,10,353	2,59,871	1,58,755	2,65,326
Belgium . . . . .	4,338	5,280	3,632	2,301	3,147	1,36,954	1,60,431	1,29,262	80,265	1,14,962
France . . . . .	168	236	192	222	252	21,572	1,47,042	22,115	23,251	22,353
Spain . . . . .	..	..	..	12	85	..	..	..	835	6,841
Italy . . . . .	60	81	9	8	6	3,895	2,59,808	875	523	295
Austria . . . . .	14	22	36	35	31	1,543	2,419	2,083	3,453	1,766
Iraq . . . . .	58	37	32	24	22	4,779	2,478	2,450	1,843	1,191
Persia . . . . .	9	16	10	9	6	1,160	1,315	1,043	800	565
China (exclusive of Hongkong and Macao) . . . . .	21	7	7	43	58	1,923	270	426	3,317	3,293
Japan . . . . .	14	14	1	157	15	830	1,000	15	16,559	415
Egypt . . . . .	6	10	54	6	10	755	622	5,919	370	767
United States of America—										
Via Atlantic Coast . . .	5,516	3,862	4,019	3,708	3,647	2,68,927	1,31,527	1,31,740	1,27,047	1,31,526
" Pacific " . . . . .	125	36	..	..	..	2,775	207	..	..	..
Other Foreign Countries .	8	8	7	36	17	887	413	520	1,649	1,182
<b>TOTAL FOREIGN COUNTRIES</b>	16,305	13,012	11,658	9,307	12,234	7,78,375	9,21,127	5,57,670	4,20,468	5,52,431
<b>Share of Bengal . . . . .</b>	8,701	5,981	6,501	4,163	3,783	6,01,536	4,07,640	4,32,631	2,66,090	4,01,262
" Bombay . . . . .	11,270	9,553	10,732	12,306	9,477	9,13,793	6,74,771	3,77,509	3,52,115	7,43,630
" Sind . . . . .	3,477	9,737	4,237	3,367	18,665	5,00,301	3,46,521	3,04,368	2,10,730	10,32,934
" Madras . . . . .	2,661	1,612	2,001	1,352	309	1,00,420	67,396	75,933	51,424	37,337
" Burma . . . . .	3,402	3,497	3,378	2,313	5,460	2,10,170	2,11,915	2,05,110	1,62,422	2,53,762
<b>TOTAL</b>	34,511	30,380	26,899	24,005	33,194	23,26,220	22,08,243	18,96,041	15,41,781	24,66,525

ARTICLES, AND COUNTRIES OF CONSIGNMENT; ALSO SHARE OF EACH PROVINCE	QUANTITY					VALUE				
	1927-28	1928-29	1929-30	1930-31	1931-32	1927-28	1928-29	1929-30	1930-31	1931-32
<b>Arms, Ammunition and Military stores—continued</b>						R	R	R	R	R
<i>Firearms and parts thereof—continued</i>										
Parts of Firearms (III. B)—										
United Kingdom . . . . .	—	—	—	—	—	33,888	16,165	23,850	10,062	43,142
Other British Possessions . . . . .	—	—	—	—	—	60	55	18	..	305
<b>TOTAL BRITISH EMPIRE</b>	—	—	—	—	—	33,898	16,220	23,868	10,062	43,537
Germany . . . . .	—	—	—	—	—	1,086	2,587	1,780	1,185	2,125
Italy . . . . .	—	—	—	—	—	38	80	2,018	..	..
United States of America—										
<i>Via Atlantic Coast</i> . . . . .	—	—	—	—	—	2,508	1,075	1,268	847	837
Other Foreign Countries . . . . .	—	—	—	—	—	378	1,182	299	172	308
<b>TOTAL FOREIGN COUNTRIES</b>	—	—	—	—	—	4,000	4,824	5,355	2,204	3,265
Shares of Bengal . . . . .	—	—	—	—	—	9,154	4,336	6,727	3,618	31,271
" Bombay . . . . .	—	—	—	—	—	7,413	5,066	9,463	4,363	7,373
" Sind . . . . .	—	—	—	—	—	1,298	1,867	2,943	1,324	3,187
" Madras . . . . .	—	—	—	—	—	4,360	1,750	687	460	817
" Burma . . . . .	—	—	—	—	—	15,675	3,031	3,903	2,501	4,154
<b>TOTAL</b>	—	—	—	—	—	37,898	21,044	23,723	12,266	40,802
<b>Total value of Firearms and parts thereof—</b>										
United Kingdom . . . . .	—	—	—	—	—	15,51,522	12,79,553	13,32,577	10,93,276	19,38,502
Malta and Gozo . . . . .	—	—	—	—	—	..	..	2,197	40	..
Aden and Dependencies . . . . .	—	—	—	—	—	1,268	622	75	287	1,085
Ceylon . . . . .	—	—	—	—	—	12,866	9,954	10,748	7,995	8,597
Straits Settlements (including Labuan) . . . . .	—	—	—	—	—	8,102	7,306	6,883	8,980	3,025
Hongkong . . . . .	—	—	—	—	—	263	270	2,166	8,308	226
Natal . . . . .	—	—	—	—	—	1,485	582	1,332	1,180	255
Kenya Colony . . . . .	—	—	—	—	—	2,648	3,363	4,321	4,610	4,147
Tanganyika Territory . . . . .	—	—	—	—	—	109	1,466	715	605	220
Other British Possessions . . . . .	—	—	—	—	—	480	220	175	1,014	1,624
<b>TOTAL BRITISH EMPIRE</b>	—	—	—	—	—	15,81,243	13,03,336	13,01,739	11,31,355	19,57,031
Sweden . . . . .	—	—	—	—	—	1,285	3,242	1,441	1,821	1,979
Germany . . . . .	—	—	—	—	—	3,12,671	2,12,890	2,60,651	1,59,940	2,07,451
Belgium . . . . .	—	—	—	—	—	1,37,320	1,60,974	1,29,524	30,387	1,15,215
France . . . . .	—	—	—	—	—	21,572	1,47,681	22,152	23,301	22,403
Spain . . . . .	—	—	—	—	—	..	..	..	835	6,841
Italy . . . . .	—	—	—	—	—	3,928	2,59,888	2,838	528	295
Austria . . . . .	—	—	—	—	—	1,543	2,419	2,983	3,453	1,766
Iraq . . . . .	—	—	—	—	—	4,779	2,478	2,450	1,843	1,191
Peria . . . . .	—	—	—	—	—	1,160	1,315	1,043	800	565
China (exclusive of Hongkong and Macao) . . . . .	—	—	—	—	—	1,928	270	426	3,317	3,263
Japan . . . . .	—	—	—	—	—	830	1,000	15	16,559	415
Egypt . . . . .	—	—	—	—	—	762	622	5,919	370	767
United States of America—										
<i>Via Atlantic Coast</i> . . . . .	—	—	—	—	—	2,91,435	1,32,602	1,33,003	1,27,894	1,32,363
" Pacific " . . . . .	—	—	—	—	—	2,775	207	..	..	..
Other Foreign Countries . . . . .	—	—	—	—	—	887	413	520	1,649	1,182
<b>TOTAL FOREIGN COUNTRIES</b>	—	—	—	—	—	7,82,875	9,25,951	5,63,025	4,22,692	5,55,096
Shares of Bengal . . . . .	—	—	—	—	—	6,10,690	4,11,976	4,39,358	2,68,708	4,32,533
" Bombay . . . . .	—	—	—	—	—	9,21,206	6,79,331	3,86,972	3,56,478	7,51,053
" Sind . . . . .	—	—	—	—	—	5,01,597	3,43,388	3,07,301	2,12,054	10,37,121
" Madras . . . . .	—	—	—	—	—	1,01,780	69,146	76,620	51,384	34,704
" Burma . . . . .	—	—	—	—	—	3,25,845	2,19,946	2,14,013	1,64,923	2,57,918
<b>TOTAL</b>	—	—	—	—	—	23,64,118	22,23,287	19,24,764	15,54,047	25,18,327

## No. 13—continued

ARTICLES, AND COUNTRIES OF CONSIGNMENT; ALSO SHARE OF EACH PROVINCE	QUANTITY					VALUE				
	1927-28	1928-29	1929-30	1930-31	1931-32	1927-28	1928-29	1929-30	1930-31	1931-32
<b>Arms, Ammunition and Military stores—continued</b>										
<i>Gunpowder, Black (III. B)—</i>	Lbs.	Lbs.	Lbs.	Lbs.	Lbs.	R	R	R	R	R
United Kingdom . . . . .	56,250	54,100	48,755	48,600	55,400	65,246	58,262	54,195	42,646	45,687
<b>TOTAL FOREIGN COUNTRIES</b>	..	..	560	..	400	..	..	141	..	472
<i>Share of Bengal . . . . .</i>	32,975	36,475	32,025	19,300	21,300	35,269	38,374	36,282	20,509	21,255
" <i>Bombay . . . . .</i>	15,175	13,275	11,555	13,025	24,625	20,739	15,798	14,044	14,867	18,017
" <i>Sind . . . . .</i>	..	..	..	5,750	4,600	..	..	..	3,614	3,026
" <i>Madras . . . . .</i>	7,700	4,350	4,860	5,525	4,625	5,220	3,592	2,911	3,541	3,057
" <i>Burma . . . . .</i>	400	..	875	100	650	1,018	..	1,099	115	304
<b>TOTAL</b>	56,250	54,100	49,315	48,600	55,800	65,246	58,262	54,336	42,646	46,159
<i>Gunpowder, Smokeless (III. B)—</i>	Lbs.	Lbs.	Lbs.	Lbs.	Lbs.					
United Kingdom . . . . .	19,558	11,483	14,515	11,275	13,930	40,803	23,069	24,742	24,117	24,748
<i>Share of Bengal . . . . .</i>	18,100	9,150	13,775	10,975	8,580	34,760	15,519	21,601	22,733	19,600
" <i>Bombay . . . . .</i>	1,108	1,428	620	250	325	4,616	6,011	2,639	1,133	1,361
" <i>Sind . . . . .</i>	..	..	..	..	5,000	..	..	..	..	3,686
" <i>Madras . . . . .</i>	350	100	50	50	25	1,427	424	203	201	101
" <i>Burma . . . . .</i>	..	755	70	..	..	..	1,115	299	..	..
<b>TOTAL</b>	19,558	11,483	14,515	11,275	18,930	40,803	23,069	24,742	24,117	24,748
<i>Gunpowder, others (III. B)—</i>	Lbs.	Lbs.	Lbs.	Lbs.	Lbs.					
United Kingdom . . . . .	3,109	24,625	1,925	8,938	2,725	3,819	13,291	1,363	5,720	1,752
Ceylon . . . . .	..	..	..	..	1	..	..	..	..	1
<b>TOTAL BRITISH EMPIRE</b>	3,109	24,625	1,925	8,938	2,726	3,819	13,291	1,363	5,720	1,753
<i>Share of Bengal . . . . .</i>	1,725	23,407	..	..	..	2,243	12,474	..	..	..
" <i>Bombay . . . . .</i>	375	..	..	6,250	..	560	..	..	3,660	..
" <i>Madras . . . . .</i>	1,009	1,225	1,925	2,688	2,726	1,016	817	363	2,060	1,753
<b>TOTAL</b>	3,109	24,625	1,925	8,938	2,726	3,819	13,291	1,363	5,720	1,753
<i>Other sorts of arms, etc. (III. B)—</i>										
United Kingdom . . . . .	—	—	—	—	—	2,62,535	2,21,547	1,54,029	1,35,216	2,25,551
Bahrain Islands . . . . .	—	—	—	—	—	..	..	..	300	2,000
Ceylon . . . . .	—	—	—	—	—	1,108	50	601	185	183
Other British Possessions . . . . .	—	—	—	—	—	428	281	1,088	805	533
<b>TOTAL BRITISH EMPIRE</b>	—	—	—	—	—	2,64,071	2,21,878	1,55,768	1,36,506	2,28,217
Germany . . . . .	—	—	—	—	—	19,442	14,454	14,042	12,855	12,377
Netherlands . . . . .	—	—	—	—	—	1,580	..	..	..	1
Belgium . . . . .	—	—	—	—	—	12,891	2,146	547	522	1,063
France . . . . .	—	—	—	—	—	12,078	5,15,750	8,303	7,705	4,168
Italy . . . . .	—	—	—	—	—	10	48,935	25	..	127
Japan . . . . .	—	—	—	—	—	796	212	..	1,078	191
United States of America— <i>Via Atlantic Coast . . . . .</i>	—	—	—	—	—	6,346	2,392	3,021	3,379	1,083
Other Foreign Countries . . . . .	—	—	—	—	—	1,864	629	994	1,066	994
<b>TOTAL FOREIGN COUNTRIES</b>	—	—	—	—	—	54,502	5,79,518	26,932	26,605	19,704
<i>Share of Bengal . . . . .</i>	—	—	—	—	—	1,02,401	39,001	31,759	21,754	1,51,926
" <i>Bombay . . . . .</i>	—	—	—	—	—	1,08,053	1,38,777	83,519	93,355	56,100
" <i>Sind . . . . .</i>	—	—	—	—	—	37,451	5,82,231	30,915	20,861	27,474
" <i>Madras . . . . .</i>	—	—	—	—	—	15,625	10,389	10,482	10,852	3,562
" <i>Burma . . . . .</i>	—	—	—	—	—	55,043	31,077	26,013	16,289	8,859
<b>TOTAL</b>	—	—	—	—	—	3,18,578	8,01,296	1,82,690	1,63,111	2,47,921

ARTICLES, AND COUNTRIES OF CONSIGNMENT; ALSO SHARE OF EACH PROVINCE	QUANTITY					VALUE				
	1927-28	1928-29	1929-30	1930-31	1931-32	1927-28	1928-29	1929-30	1930-31	1931-32
						R	R	R	R	R
<b>Arms, Ammunition and Military stores—concluded</b>										
<i>Total value of Arms, Ammunition and Military stores—</i>										
United Kingdom . . . . .	—	—	—	—	—	55,38,888	51,54,401	53,38,517	44,79,492	56,99,590
Gibraltar . . . . .	—	—	—	—	—	—	8,569	—	—	—
Malta and Gozo . . . . .	—	—	—	—	—	—	—	2,579	40	—
Aden and Dependencies . . . . .	—	—	—	—	—	1,552	647	75	295	1,088
Bahrain Islands . . . . .	—	—	—	—	—	—	125	—	548	2,820
Ceylon . . . . .	—	—	—	—	—	14,247	10,285	11,892	8,629	9,008
Straits Settlements (including Labuan) . . . . .	—	—	—	—	—	8,476	7,608	7,082	9,679	8,471
Hongkong . . . . .	—	—	—	—	—	493	270	4,246	8,835	240
Natal . . . . .	—	—	—	—	—	1,547	721	1,415	1,200	257
Kenya Colony . . . . .	—	—	—	—	—	13,594	3,548	4,935	4,760	4,525
Tanganyika Territory . . . . .	—	—	—	—	—	134	1,486	750	704	236
Other British Possessions . . . . .	—	—	—	—	—	480	198	175	1,001	1,150
<b>TOTAL BRITISH EMPIRE</b>	—	—	—	—	—	55,79,411	51,87,758	53,71,666	45,15,183	57,92,375
Sweden . . . . .	—	—	—	—	—	1,285	3,267	1,441	1,846	2,059
Germany . . . . .	—	—	—	—	—	6,17,046	4,09,398	4,72,008	3,39,996	4,75,102
Netherlands . . . . .	—	—	—	—	—	1,580	160	141	—	1
Belgium . . . . .	—	—	—	—	—	2,15,068	2,42,428	2,55,461	1,65,826	3,02,375
France . . . . .	—	—	—	—	—	93,241	7,55,984	77,001	58,241	61,055
Spain . . . . .	—	—	—	—	—	—	—	—	835	6,866
Italy . . . . .	—	—	—	—	—	4,427	7,40,547	2,933	529	445
Austria . . . . .	—	—	—	—	—	1,543	2,419	2,988	3,453	1,766
Iraq . . . . .	—	—	—	—	—	5,598	2,926	3,091	2,240	1,253
Perak . . . . .	—	—	—	—	—	1,177	1,487	1,409	839	581
China (exclusive of Hongkong and Macao) . . . . .	—	—	—	—	—	1,929	324	513	3,979	3,594
Japan . . . . .	—	—	—	—	—	1,648	1,394	19	17,646	2,559
Egypt . . . . .	—	—	—	—	—	1,621	688	6,122	407	938
United States of America— Via Atlantic Coast . . . . .	—	—	—	—	—	5,29,077	3,14,846	3,47,611	2,39,003	2,65,858
" Pacific " . . . . .	—	—	—	—	—	2,775	207	—	—	—
Other Foreign Countries . . . . .	—	—	—	—	—	1,214	394	1,455	1,849	1,598
<b>TOTAL FOREIGN COUNTRIES</b>	—	—	—	—	—	14,85,129	24,76,499	11,72,398	8,86,639	11,26,050
Share of Bengal . . . . .	—	—	—	—	—	20,27,989	16,26,192	17,99,399	15,67,961	17,13,233
" Bombay . . . . .	—	—	—	—	—	20,08,377	16,43,472	17,99,320	16,65,744	14,58,064
" Madras . . . . .	—	—	—	—	—	12,10,504	23,76,935	7,92,364	6,00,228	22,30,557
" Madras . . . . .	—	—	—	—	—	3,35,355	10,75,590	9,76,491	3,19,600	3,03,940
" Burma . . . . .	—	—	—	—	—	9,31,315	9,42,068	12,00,400	7,48,979	6,42,581
<b>TOTAL</b>	—	—	—	—	—	70,64,540	76,64,257	65,44,064	54,01,872	68,48,426



## No. 13—continued

ARTICLES, AND COUNTRIES OF CONSIGNMENT; ALSO SHARE OF EACH PROVINCE	QUANTITY					VALUE				
	1927-28	1928-29	1929-30	1930-31	1931-32	1927-28	1928-29	1929-30	1930-31	1931-32
						R	R	R	R	R
<b>Art. works of (other than pictures) (III. V)—</b>										
United Kingdom . . . . .	—	—	—	—	—	81,390	1,66,077	27,924	35,180	94,236
Ceylon . . . . .	—	—	—	—	—	8,535	9,787	10,010	8,298	6,052
Straits Settlements (includ- ing Labuan) . . . . .	—	—	—	—	—	1,720	415	1,246	184	1,647
Hongkong . . . . .	—	—	—	—	—	1,862	1,555	957	1,891	2,711
Other British Possessions . . . . .	—	—	—	—	—	5	246	12	85	122
<b>TOTAL BRITISH EMPIRE</b>	—	—	—	—	—	93,512	1,78,080	40,149	45,583	1,04,818
Germany . . . . .	—	—	—	—	—	14,740	12,558	6,771	18,452	7,807
Netherlands . . . . .	—	—	—	—	—	1,849	1,043	497	158	565
Belgium . . . . .	—	—	—	—	—	6,074	4,027	5,125	2,189	1,704
France . . . . .	—	—	—	—	—	21,764	13,677	20,994	31,115	56,396
Spain . . . . .	—	—	—	—	—	8,425	10	301	472	1,305
Portugal . . . . .	—	—	—	—	—	—	340	1,364	1,145	..
Italy . . . . .	—	—	—	—	—	1,01,187	1,50,620	76,823	1,50,810	82,634
Austria . . . . .	—	—	—	—	—	9,270	745	130	7,416	368
Java . . . . .	—	—	—	—	—	—	14,339	..	..	..
China (exclusive of Hong- kong and Macao) . . . . .	—	—	—	—	—	479	62	2,103	344	1,467
Japan . . . . .	—	—	—	—	—	2,570	8,034	1,973	4,120	3,648
Egypt . . . . .	—	—	—	—	—	8,256	..	750	403	160
United States of America— Via Atlantic Coast . . . . .	—	—	—	—	—	21,510	2,469	946	4,106	499
" Pacific " . . . . .	—	—	—	—	—	..	..	1,300	..	..
Other Foreign Countries . . . . .	—	—	—	—	—	290	76	2	76	51
<b>TOTAL FOREIGN COUNTRIES</b>	—	—	—	—	—	1,96,354	2,03,100	1,19,079	2,20,806	1,56,599
Share of Bengal . . . . .	—	—	—	—	—	60,142	1,62,792	46,448	41,539	34,399
" Bombay . . . . .	—	—	—	—	—	1,08,432	1,17,414	67,751	1,36,332	1,29,353
" Sind . . . . .	—	—	—	—	—	64,097	27,238	27,067	56,041	52,173
" Madras . . . . .	—	—	—	—	—	38,281	17,054	13,548	12,311	19,215
" Burma . . . . .	—	—	—	—	—	18,914	56,082	14,414	19,071	25,277
<b>TOTAL</b>	—	—	—	—	—	2,89,866	3,81,180	1,59,228	2,60,894	2,61,417
<b>Asbestos—</b>	Cwts.	Cwts.	Cwts.	Cwts.	Cwts.					
<b>Raw (II. B)—</b>										
<b>TOTAL BRITISH EMPIRE</b>	..	32	33	..	..	41	414	263	..	..
Share of Sind . . . . .	..	3	..	..	..	41	292	..	..	..
" Madras . . . . .	..	29	32	..	..	..	212	263	..	..
<b>TOTAL</b>	..	32	33	..	..	41	414	263	..	..
<b>Manufactures—</b>										
Asbestos packing (III. V)—										
United Kingdom . . . . .	—	—	—	—	—	6,55,840	3,94,133	1,72,876	3,43,447	1,91,613
Straits Settlements (includ- ing Labuan) . . . . .	—	—	—	—	—	440	1,488	..	..	..
Other British Possessions . . . . .	—	—	—	—	—	..	396	415	2	172
<b>TOTAL BRITISH EMPIRE</b>	—	—	—	—	—	6,56,280	3,96,012	1,73,291	3,43,449	1,91,785

ARTICLES, AND COUNTRIES OF CONSIGNMENT; ALSO SHARE OF EACH PROVINCE	QUANTITY					VALUE				
	1927-28	1928-29	1929-30	1930-31	1931-32	1927-28	1928-29	1929-30	1930-31	1931-32
						R	R	R	R	R
<i>Asbestos—contd.</i>										
<i>Manufactures—contd.</i>										
Asbestos packing (III. V) —contd.										
Germany . . . . .	—	—	—	—	—	9,195	17,873	25,176	1,15,879	27,408
Netherlands . . . . .	—	—	—	—	—	1,149	751	2,522	8,386	8,865
Belgium . . . . .	—	—	—	—	—	7,098	0,063	9,947	11,833	5,856
France . . . . .	—	—	—	—	—	2,182	5	1,138	1,122	..
Italy . . . . .	—	—	—	—	—	..	..	..	4,797	..
Austria . . . . .	—	—	—	—	—	623	1,320	..	2,518	4,312
Czechoslovakia . . . . .	—	—	—	—	—	..	..	6,917	2,353	2,410
Serb-Croat Slovene State . . . . .	—	—	—	—	—	..	..	1,177	..	..
Japan . . . . .	—	—	—	—	—	20,597	19,329	41,618	20,243	10,656
United States of America—										
<i>Via Atlantic Coast</i> . . . . .	—	—	—	—	—	6,168	11,626	12,596	9,961	7,553
" Pacific " . . . . .	—	—	—	—	—	609	639	..	..	761
Other Foreign Countries . . . . .	—	—	—	—	—	..	..	17	4	16
<b>TOTAL FOREIGN COUNTRIES</b>	—	—	—	—	—	47,618	57,106	1,01,108	1,71,594	62,341
<i>Share of Bengal</i> . . . . .	—	—	—	—	—	1,64,145	1,74,709	1,98,736	1,42,533	67,756
" Bombay . . . . .	—	—	—	—	—	1,16,736	1,08,994	1,66,690	2,38,012	94,497
" Sind . . . . .	—	—	—	—	—	28,667	35,250	47,837	20,967	17,019
" Madras . . . . .	—	—	—	—	—	27,926	24,494	60,900	30,076	21,227
" Burma . . . . .	—	—	—	—	—	3,66,424	1,09,671	1,06,235	33,455	53,627
<b>TOTAL</b>	—	—	—	—	—	7,03,898	4,58,118	5,74,399	5,15,043	2,54,126
<i>Other manufactures (III. V)—</i>										
United Kingdom . . . . .	—	—	—	—	—	23,33,086	20,90,037	16,94,857	14,37,198	9,24,518
Ceylon . . . . .	—	—	—	—	—	90	115	198	1,807	1,782
Straits Settlements (includ- ing Labuan) . . . . .	—	—	—	—	—	1,285	431	2,155	..	2
Canada— <i>Via Atlantic Coast</i> . . . . .	—	—	—	—	—	..	2,990	7,048	4,601	2,722
Other British Possessions . . . . .	—	—	—	—	—	..	392	..	827	..
<b>TOTAL BRITISH EMPIRE</b>	—	—	—	—	—	23,34,461	20,93,965	17,04,258	14,44,433	9,26,974
Germany . . . . .	—	—	—	—	—	42,754	65,095	83,250	1,83,448	90,105
Netherlands . . . . .	—	—	—	—	—	2,309	7,174	2,586	216	9,380
Belgium . . . . .	—	—	—	—	—	1,40,567	2,14,502	2,79,989	2,22,794	38,562
France . . . . .	—	—	—	—	—	2,370	1,457	9,456	10,020	5,374
Italy . . . . .	—	—	—	—	—	4,53,294	3,67,339	4,73,692	2,38,620	1,31,230
Austria . . . . .	—	—	—	—	—	9,527	31,415	19,154	16,815	2,948
Czechoslovakia . . . . .	—	—	—	—	—	3,078	1,271	3,105	10,121	4,834
Serb-Croat Slovene State . . . . .	—	—	—	—	—	..	..	12,609	1,22,458	53,548
Japan . . . . .	—	—	—	—	—	5,791	8,456	4,110	12,738	469
United States of America—										
<i>Via Atlantic Coast</i> . . . . .	—	—	—	—	—	50,350	64,090	73,031	50,068	23,003
" Pacific " . . . . .	—	—	—	—	—	..	..	837	3,714	..
Other Foreign Countries . . . . .	—	—	—	—	—	126	55	3	..	7
<b>TOTAL FOREIGN COUNTRIES</b>	—	—	—	—	—	7,10,666	7,55,854	9,67,172	8,77,007	3,50,456
<i>Share of Bengal</i> . . . . .	—	—	—	—	—	12,00,375	11,51,211	10,71,404	6,99,911	5,12,110
" Bombay . . . . .	—	—	—	—	—	7,34,132	9,13,565	8,09,235	7,98,220	3,08,806
" Sind . . . . .	—	—	—	—	—	2,21,708	2,31,733	2,99,131	3,53,423	1,80,343
" Madras . . . . .	—	—	—	—	—	5,54,561	3,38,396	3,52,295	2,83,014	2,14,744
" Burma . . . . .	—	—	—	—	—	3,04,351	2,16,559	1,39,315	1,87,872	71,927
<b>TOTAL</b>	—	—	—	—	—	30,45,127	23,49,819	26,71,430	23,21,440	12,88,430
<i>Total value of Asbestos manufactures—</i>										
<b>BRITISH EMPIRE</b> . . . . .	—	—	—	—	—	29,90,741	24,89,977	21,77,549	17,87,832	11,20,759
<b>FOREIGN COUNTRIES</b> . . . . .	—	—	—	—	—	7,58,284	8,12,960	10,68,280	10,46,601	4,21,797
<b>TOTAL</b>	—	—	—	—	—	37,49,025	33,02,937	32,45,829	28,36,433	15,42,556

## No. 13—continued

ARTICLES, AND COUNTRIES OF CONSIGNMENT; ALSO SHARE OF EACH PROVINCE	QUANTITY					VALUE				
	1927-28	1928-29	1929-30	1930-31	1931-32	1927-28	1928-29	1929-30	1930-31	1931-32
						R	R	R	R	R
<b>Baskets and Basketware (III. V)—</b>										
United Kingdom . . . . .	—	—	—	—	—	12,702	7,836	5,236	8,708	4,009
Ceylon . . . . .	—	—	—	—	—	2,771	2,908	3,588	3,745	2,186
Straits Settlements (including Lebuan) . . . . .	—	—	—	—	—	1,887	3,536	1,092	2,527	587
Hongkong . . . . .	—	—	—	—	—	3,127	708	675	1,840	3,302
Other British Possessions . . . . .	—	—	—	—	—	99	170	11	38	140
<b>TOTAL BRITISH EMPIRE . . . . .</b>	<b>—</b>	<b>—</b>	<b>—</b>	<b>—</b>	<b>—</b>	<b>20,086</b>	<b>14,653</b>	<b>10,597</b>	<b>16,558</b>	<b>10,224</b>
Germany . . . . .	—	—	—	—	—	4,787	3,788	3,070	1,809	1,048
France . . . . .	—	—	—	—	—	59	1,858	4	600	15
Indo-China (including Co- chin, China, Cambodia, Annam, Tonquin and French leased territories in China) . . . . .	—	—	—	—	—	..	27	2,077	20	25
China (exclusive of Hong- kong and Macao) . . . . .	—	—	—	—	—	600	412	1,998	6,512	2,879
Japan . . . . .	—	—	—	—	—	3,629	2,976	1,078	504	384
Other Foreign Countries . . . . .	—	—	—	—	—	570	777	1,266	719	1,408
<b>TOTAL FOREIGN COUNTRIES . . . . .</b>	<b>—</b>	<b>—</b>	<b>—</b>	<b>—</b>	<b>—</b>	<b>9,595</b>	<b>9,288</b>	<b>9,486</b>	<b>10,254</b>	<b>6,697</b>
Share of Bengal . . . . .	—	—	—	—	—	6,236	11,395	4,752	9,418	3,766
" Bombay . . . . .	—	—	—	—	—	9,934	3,778	5,476	2,931	6,963
" Sind . . . . .	—	—	—	—	—	2,434	2,324	1,310	601	970
" Madras . . . . .	—	—	—	—	—	4,245	3,906	4,975	4,110	2,549
" Burma . . . . .	—	—	—	—	—	6,321	2,538	3,572	10,052	3,673
<b>TOTAL . . . . .</b>	<b>—</b>	<b>—</b>	<b>—</b>	<b>—</b>	<b>—</b>	<b>29,681</b>	<b>23,941</b>	<b>20,085</b>	<b>27,112</b>	<b>16,921</b>
<b>Belted for Machinery—</b>										
<b>Of Cotton (III. J)—</b>										
United Kingdom . . . . .	—	—	—	—	—	3,55,789	10,89,823	12,17,123	8,12,218	4,59,825
Ceylon . . . . .	—	—	—	—	—	478	225	518	902	2,089
Hongkong . . . . .	—	—	—	—	—	..	..	..	10,776	627
Canada—										
Vid Atlantic Coast . . . . .	—	—	—	—	—	..	..	3,295	..	..
Other British possessions . . . . .	—	—	—	—	—	..	15	..	..	..
<b>TOTAL BRITISH EMPIRE . . . . .</b>	<b>—</b>	<b>—</b>	<b>—</b>	<b>—</b>	<b>—</b>	<b>13,56,262</b>	<b>10,89,068</b>	<b>12,20,936</b>	<b>8,23,896</b>	<b>4,62,491</b>
Germany . . . . .	—	—	—	—	—	56,881	57,705	68,888	43,210	49,677
Belgium . . . . .	—	—	—	—	—	..	..	719	3,304	2,555
Italy . . . . .	—	—	—	—	—	2,885	5,070	8,781	3,152	2,053
Austria . . . . .	—	—	—	—	—	2,475	1,225	753	..	557
Czechoslovakia . . . . .	—	—	—	—	—	1,008	..	1,784	2,879	1,337
Japan . . . . .	—	—	—	—	—	..	..	62	470	2,664
United States of America—										
Vid Atlantic Coast . . . . .	—	—	—	—	—	17,035	6,514	17,831	18,881	16,391
" Pacific " . . . . .	—	—	—	—	—	..	..	1,660	458	..
Other Foreign Countries . . . . .	—	—	—	—	—	..	47	738	..	208
<b>TOTAL FOREIGN COUNTRIES . . . . .</b>	<b>—</b>	<b>—</b>	<b>—</b>	<b>—</b>	<b>—</b>	<b>80,234</b>	<b>70,561</b>	<b>1,01,166</b>	<b>77,354</b>	<b>75,442</b>
Share of Bengal . . . . .	—	—	—	—	—	7,33,695	6,32,833	7,63,876	4,99,614	3,17,145
" Bombay . . . . .	—	—	—	—	—	3,44,550	1,41,590	1,47,905	35,504	95,900
" Sind . . . . .	—	—	—	—	—	22,422	18,349	22,919	23,330	25,832
" Madras . . . . .	—	—	—	—	—	1,01,393	2,05,116	2,77,660	1,73,481	1,33,074
" Burma . . . . .	—	—	—	—	—	3,34,436	1,61,187	1,09,942	1,19,321	75,932
<b>TOTAL . . . . .</b>	<b>—</b>	<b>—</b>	<b>—</b>	<b>—</b>	<b>—</b>	<b>14,36,496</b>	<b>11,59,624</b>	<b>13,22,102</b>	<b>9,01,250</b>	<b>5,37,933</b>

GENERAL IMPORTS

ARTICLES, AND COUNTRIES OF CONSIGNMENT; ALSO SHARE OF EACH PROVINCE	QUANTITY					VALUE				
	1927-28	1928-29	1929-30	1930-31	1931-32	1927-28	1928-29	1929-30	1930-31	1931-32
						₹	₹	₹	₹	₹
<b>Selling for Machinery—contd.</b>										
<b>Of Leather (III. J)—</b>										
United Kingdom . . . . .	—	—	—	—	—	26,91,519	25,70,408	26,65,651	18,48,724	15,08,7
Canada—	—	—	—	—	—	—	2,245	..	..	..
<i>Via Atlantic Coast</i> . . . . .	—	—	—	—	—	470	96	..	..	1,1
New South Wales . . . . .	—	—	—	—	—	470	96	..	..	1,1
<i>Australian Commonwealth</i> (Total) . . . . .	—	—	—	—	—	422	159	..	..	..
Other British Possessions . . . . .	—	—	—	—	—	—	—	—	—	—
<b>TOTAL BRITISH EMPIRE</b> . . . . .	—	—	—	—	—	26,92,411	25,72,018	26,65,651	18,48,724	15,09,90
Germany . . . . .	—	—	—	—	—	48,079	37,046	68,024	35,612	55,98
Netherlands . . . . .	—	—	—	—	—	60,180	47,687	82,631	82,224	88,45
Belgium . . . . .	—	—	—	—	—	1,926	31,590	52,270	29,089	7,38
France . . . . .	—	—	—	—	—	..	3,056	2,749	2,432	41
Luxemburg . . . . .	—	—	—	—	—	..	..	..	..	4,09
Switzerland . . . . .	—	—	—	—	—	917	155	..	8,968	7,831
Italy . . . . .	—	—	—	—	—	9,531	1,219	..	6,715	10,241
Austria . . . . .	—	—	—	—	—	990	..	..	..	3,484
Czechoslovakia . . . . .	—	—	—	—	—	1,115	..	220	8,876	10,586
Japan . . . . .	—	—	—	—	—	88,468	1,37,534	1,78,093	88,464	62,353
United States of America—	—	—	—	—	—	9,02,524	7,39,546	9,41,598	7,59,847	8,35,185
<i>Via Atlantic Coast</i> . . . . .	—	—	—	—	—	809	..	..	259	..
<i>" Pacific "</i> . . . . .	—	—	—	—	—	..	..	224	..	..
Other Foreign Countries . . . . .	—	—	—	—	—	..	..	..	..	..
<b>TOTAL FOREIGN COUNTRIES</b> . . . . .	—	—	—	—	—	11,08,989	9,87,783	13,15,799	10,11,976	10,85,980
Share of Bengal . . . . .	—	—	—	—	—	11,35,149	12,06,361	10,89,474	6,76,855	3,76,876
<i>" Bombay</i> . . . . .	—	—	—	—	—	24,38,084	21,14,343	26,46,262	19,63,179	20,56,713
<i>" Sind</i> . . . . .	—	—	—	—	—	13,578	11,522	13,637	17,344	14,967
<i>" Madras</i> . . . . .	—	—	—	—	—	1,47,185	2,06,384	2,34,385	1,80,362	1,34,105
<i>" Burma</i> . . . . .	—	—	—	—	—	67,404	21,586	17,693	22,970	13,202
<b>TOTAL</b> . . . . .	—	—	—	—	—	38,01,400	35,60,701	39,81,450	28,60,700	25,95,868
<b>Other materials (including</b> <b>coir) (III. J)</b>										
United Kingdom . . . . .	—	—	—	—	—	27,97,293	28,98,147	28,84,186	19,72,952	12,82,874
Bahrain Islands . . . . .	—	—	—	—	—	..	..	..	..	10
Ceylon . . . . .	—	—	—	—	—	963	4,081	1,284	552	1,806
Straits Settlements (includ- ing Labuan) . . . . .	—	—	—	—	—	5,211	5,946	28,226	6,480	7,111
Hongkong . . . . .	—	—	—	—	—	962	..	7,964	..	..
Canada—	—	—	—	—	—	12,764	25,599	38,198	15,750	8,098
<i>Via Atlantic Coast</i> . . . . .	—	—	—	—	—	16,508	..	..	..	742
Victoria . . . . .	—	—	—	—	—	16,508	..	..	..	742
<i>Australian Commonwealth</i> (Total) . . . . .	—	—	—	—	—	16,593	..	..	..	742
<b>TOTAL BRITISH EMPIRE</b> . . . . .	—	—	—	—	—	28,33,696	29,28,723	29,59,858	19,95,784	18,00,641

## No. 13—continued

ARTICLES, AND COUNTRIES OF CONSIGNMENT; ALSO SHARE OF EACH PROVINCE	QUANTITY					VALUE				
	1927-28	1928-29	1929-30	1930-31	1931-32	1927-28	1928-29	1929-30	1930-31	1931-32
						R	R	R	R	R
<b>Belting for Machinery—contd.</b>										
<i>Of other materials (including coir) (III. J)—continued</i>										
Germany . . . . .	—	—	—	—	—	8,32,568	8,65,566	8,21,366	2,82,074	2,69,878
Netherlands . . . . .	—	—	—	—	—	1,825	618	..	793	..
Belgium . . . . .	—	—	—	—	—	200	..	38,507	37,599	15,571
Luxemburg . . . . .	—	—	—	—	—	1,475	..	..	..	..
Italy . . . . .	—	—	—	—	—	1,806	2,034	10,899	3,261	546
Austria . . . . .	—	—	—	—	—	1,265	5,351	1,222	..	..
Czechoslovakia . . . . .	—	—	—	—	—	..	1,100	1,442	..	571
China (excludes of Hongkong and Macao) . . . . .	—	—	—	—	—	..	..	..	201	1,860
Japan . . . . .	—	—	—	—	—	52,922	94,713	1,81,922	1,18,062	89,965
United States of America— Vid Atlantic Coast . . . . .	—	—	—	—	—	1,44,618	1,81,721	1,96,633	1,18,817	1,49,764
" Pacific " . . . . .	—	—	—	—	—	1,21,349	61,221	54,761	43,384	47,237
Other Foreign Countries . . . . .	—	—	—	—	—	..	..	465	628	1,475
<b>TOTAL FOREIGN COUNTRIES</b>	—	—	—	—	—	6,58,018	6,62,824	7,57,217	6,04,319	5,76,876
<b>Share of Bengal . . . . .</b>	—	—	—	—	—	12,21,336	13,25,610	14,45,005	10,82,661	7,01,936
" Bombay . . . . .	—	—	—	—	—	7,12,560	7,46,617	8,40,134	6,26,335	5,53,789
" Sind . . . . .	—	—	—	—	—	2,22,759	2,49,673	2,77,117	2,30,409	1,62,775
" Madras . . . . .	—	—	—	—	—	3,20,400	2,67,044	2,44,534	1,72,445	1,34,430
" Burma . . . . .	—	—	—	—	—	10,14,169	10,02,703	9,10,255	4,83,203	3,24,587
<b>TOTAL . . . . .</b>	—	—	—	—	—	34,91,714	35,01,047	37,17,075	26,00,053	18,77,517
<b>Total value of Beltting for machinery—</b>										
United Kingdom . . . . .	—	—	—	—	—	68,44,601	65,52,378	67,66,960	46,33,894	32,51,423
Ceylon . . . . .	—	—	—	—	—	1,858	4,808	1,802	1,454	3,851
Bahrain Islands . . . . .	—	—	—	—	—	..	..	..	..	10
Straits Settlements (includ- ing Labuan) . . . . .	—	—	—	—	—	5,211	6,083	23,226	6,480	7,111
Hongkong . . . . .	—	—	—	—	—	962	..	7,964	10,776	627
Canada—										
Vid Atlantic Coast . . . . .	—	—	—	—	—	12,764	27,844	41,493	15,750	8,098
Victoria . . . . .	—	—	—	—	—	16,503	..	..	..	742
New South Wales . . . . .	—	—	—	—	—	470	96	..	..	1,173
Australian Commonwealth (Total) . . . . .	—	—	—	—	—	16,973	96	..	..	1,915
<b>TOTAL BRITISH EMPIRE . . . . .</b>	—	—	—	—	—	68,82,369	65,90,704	68,46,445	46,68,354	32,73,035
Sweden . . . . .	—	—	—	—	—	..	47	1,203	..	84
Germany . . . . .	—	—	—	—	—	4,82,473	4,60,317	4,58,278	3,60,896	3,75,541
Netherlands . . . . .	—	—	—	—	—	61,955	48,255	82,631	83,017	88,450
Belgium . . . . .	—	—	—	—	—	2,126	31,590	91,496	74,992	25,450
Luxemburg . . . . .	—	—	—	—	—	1,475	..	..	..	4,097
France . . . . .	—	—	—	—	—	..	3,050	2,749	2,432	410
Switzerland . . . . .	—	—	—	—	—	917	155	..	3,958	7,831
Italy . . . . .	—	—	—	—	—	14,222	8,323	19,630	13,128	12,844
Austria . . . . .	—	—	—	—	—	4,730	6,576	2,199	..	4,041
Czechoslovakia . . . . .	—	—	—	—	—	2,123	1,100	3,446	11,255	12,494
China (excludes of Hong- kong and Macao) . . . . .	—	—	—	—	—	..	..	..	201	1,869
Japan . . . . .	—	—	—	—	—	1,41,390	2,32,247	3,05,067	2,01,996	1,54,932
United States of America— Vid Atlantic Coast . . . . .	—	—	—	—	—	10,64,172	8,67,781	11,56,082	8,97,045	10,01,340
" Pacific " . . . . .	—	—	—	—	—	1,21,658	61,221	56,421	44,101	47,237
Other Foreign Countries . . . . .	—	—	—	—	—	..	..	..	628	1,599
<b>TOTAL FOREIGN COUNTRIES . . . . .</b>	—	—	—	—	—	18,47,241	17,30,668	21,74,182	16,93,640	17,38,278

ARTICLES, AND COUNTRIES OF CONSIGNMENT; ALSO SHARE OF EACH PROVINCE	QUANTITY					VALUE				
	1927-28	1928-29	1929-30	1930-31	1931-32	1927-28	1928-29	1929-30	1930-31	1931-32
						₹	₹	₹	₹	₹
<i>Belting for Machinery—concluded</i>										
<i>Total value of Belting for machinery—continued</i>										
Share of Bengal . . . . .	—	—	—	—	—	31,40,630	31,65,353	32,73,155	32,59,130	12,95,957
"    Bombay . . . . .	—	—	—	—	—	33,95,194	30,01,956	36,24,301	26,75,018	27,06,402
"    Sind . . . . .	—	—	—	—	—	2,58,759	2,80,044	3,13,673	2,71,083	2,73,574
"    Madras . . . . .	—	—	—	—	—	5,63,978	6,73,544	7,56,609	5,26,278	3,91,609
"    Burma . . . . .	—	—	—	—	—	13,65,999	11,85,476	10,37,389	6,30,494	4,13,771
TOTAL . . . . .	—	—	—	—	—	87,29,010	83,11,372	90,20,627	63,62,003	50,11,813
Bobbin (III V)—										
United Kingdom . . . . .	—	—	—	—	—	34,20,802	32,21,329	35,48,448	34,48,520	23,60,477
Ceylon . . . . .	—	—	—	—	—	..	..	1,652	..	..
Victoria . . . . .	—	—	—	—	—	..	..	..	271	..
Australian Commonwealth (Total) . . . . .	—	—	—	—	—	..	..	..	271	..
TOTAL BRITISH EMPIRE . . . . .	—	—	—	—	—	34,20,802	32,21,329	35,50,100	34,48,791	23,60,477
Finland . . . . .	—	—	—	—	—	11,148	33,014	5,748	23,053	32,036
Sweden . . . . .	—	—	—	—	—	7,058	11,002	4,474	5,874	2,962
Norway . . . . .	—	—	—	—	—	12,391	605	..	..	502
Germany . . . . .	—	—	—	—	—	1,55,964	39,332	49,985	1,91,837	2,74,308
Netherlands . . . . .	—	—	—	—	—	2,538	15,963	4,678	558	..
Belgium . . . . .	—	—	—	—	—	5,245	392	2,230	1,736	16
France . . . . .	—	—	—	—	—	795	1,449	12,797	65,317	55,973
Spain . . . . .	—	—	—	—	—	..	1,747	435	390	9,058
Switzerland . . . . .	—	—	—	—	—	..	38	887	8,483	60
Italy . . . . .	—	—	—	—	—	87,816	23,236	11,472	18,556	46,620
Austria . . . . .	—	—	—	—	—	21,679	2,518	7,189	26,126	23,025
Hungary . . . . .	—	—	—	—	—	..	..	..	1,500	..
Czechoslovakia . . . . .	—	—	—	—	—	..	3,544	290	4,074	7,739
Japan . . . . .	—	—	—	—	—	1,52,990	2,24,219	2,96,291	4,91,725	3,64,393
United States of America— Via Atlantic Coast . . . . .	—	—	—	—	—	11,713	16,754	41,267	2,060	13,823
Other Foreign Countries . . . . .	—	—	—	—	—	..	..	90	..	..
TOTAL FOREIGN COUNTRIES . . . . .	—	—	—	—	—	4,69,340	3,73,813	4,37,333	8,50,289	8,30,673
Share of Bengal . . . . .	—	—	—	—	—	12,43,363	13,49,309	11,43,491	7,26,395	3,54,121
"    Bombay . . . . .	—	—	—	—	—	25,68,370	21,48,032	27,70,313	33,58,630	27,23,264
"    Sind . . . . .	—	—	—	—	—	..	..	124	..	..
"    Madras . . . . .	—	—	—	—	—	36,404	97,301	73,505	2,14,044	1,13,365
"    Burma . . . . .	—	—	—	—	—	..	..	..	11	..
TOTAL . . . . .	—	—	—	—	—	38,99,142	35,95,642	39,87,933	42,90,080	31,91,050
Books, printed and, printed matter (not being stationery), including maps and charts* (III V)—	Cwts.	Cwts.	Cwts.	Cwts.	Cwts.					
United Kingdom . . . . .	26,038	27,379	31,445	26,442	23,638	53,00,372	55,88,080	60,95,660	51,51,446	43,59,261
Aden and Dependancies . . . . .	11	18	2	1	1	950	1,755	590	80	101
Bahrein Islands . . . . .	15	..	..	..	3	1,576	305	..	..	302
Ceylon . . . . .	175	306	259	244	238	15,162	20,456	32,111	24,061	38,771
Straits Settlements (including Lebanon) . . . . .	109	121	192	225	236	27,292	10,982	17,646	21,058	23,052
Hongkong . . . . .	122	59	42	63	74	14,519	6,882	4,602	6,172	5,677
Cape of Good Hope . . . . .	1	..	11	1	11	112	45	1,701	75	2,157
Natal . . . . .	..	6	7	10	10	..	1,208	897	1,040	1,304
Transvaal . . . . .	..	12	..	..	..	..	1,600	..	..	..
Zanzibar and Pemba . . . . .	3	..	..	..	10	102	2	..	..	1,622
Uganda Protectorate . . . . .	..	1	..	..	..	..	1,372	..	47	5
Canada—										
Via Atlantic Coast . . . . .	38	43	76	134	42	7,211	7,438	15,386	15,686	8,108
"    Pacific " . . . . .	1	7	..	1	2	160	375	..	214	103
Western Australia . . . . .	..	1	..	3	..	25	100	36	675	..
South Australia (including Northern Territory) . . . . .	1	..	..	2	3	165	3	..	219	207
Victoria . . . . .	11	50	32	42	37	1,462	7,561	7,351	10,373	6,555
Tasmania . . . . .	..	..	..	..	..	..	..	..	80	10
New South Wales . . . . .	3	24	56	12	14	469	3,263	2,238	2,765	1,300
Queensland . . . . .	..	..	..	..	2	15	..	57	5	160
Australian Commonwealth (Total) . . . . .	15	75	33	59	59	2,736	10,927	9,732	14,532	8,232
New Zealand (including Nauru and British Samoa) . . . . .	3	2	3	1	4	240	223	1,409	115	289
Other British Possessions . . . . .	16	13	7	16	26	1,129	1,207	935	1,050	2,233
TOTAL BRITISH EMPIRE . . . . .	26,544	27,042	32,137	27,197	24,396	53,71,460	56,52,862	61,30,669	52,30,511	44,51,717

\* Free of duty.

No. 13—continued

ARTICLES, AND COUNTRIES OF CONSIGNMENT; ALSO SHARE OF EACH PROVINCE	QUANTITY					VALUE				
	1927-28	1928-29	1929-30	1930-31	1931-32	1927-28	1928-29	1929-30	1930-31	1931-32
Books, prints, and printed matter (not being stationery), including maps and charts† (III. V)—cont- inued	Cwts.	Cwts.	Cwts.	Cwts.	Cwts.	R	R	R	R	R
Sweden . . . . .	180	27	34	24	36	15,522	2,984	3,531	1,999	3,445
Denmark . . . . .	7	17	12	16	15	1,477	1,608	1,115	1,535	1,624
Germany . . . . .	2,934	1,993	2,372	2,184	1,493	2,05,163	1,58,709	1,99,265	1,56,527	1,78,333
Netherlands . . . . .	320	290	285	266	207	10,940	36,232	21,271	32,012	25,855
Belgium . . . . .	73	32	40	119	104	9,503	4,042	5,107	15,911	14,452
France . . . . .	449	341	546	441	332	35,656	39,269	46,415	33,885	45,273
Spain . . . . .	..	4	11	3	2	..	463	1,760	371	362
Switzerland . . . . .	230	53	45	76	57	14,109	7,213	6,544	6,187	8,139
Italy . . . . .	145	119	122	140	92	16,999	13,121	16,014	11,940	10,261
Austria . . . . .	31	10	42	44	11	2,096	2,153	2,517	4,006	991
Czechoslovakia . . . . .	14	20	13	18	12	1,230	1,557	571	1,143	1,033
Turkey, European . . . . .	3	60	..	33	58	450	11,797	..	1,937	2,604
Syria . . . . .	30	..	2	..	..	2,000	..	250	..	..
Native States in Arabia other than Maskat Territory and Trucial Oman . . . . .	12	5	20	1	2	1,251	750	2,646	129	200
Iraq . . . . .	15	13	23	10	16	1,150	2,911	4,320	990	2,497
Java . . . . .	4	5	3	4	7	500	774	940	963	1,782
Siam . . . . .	15	1	..	2	24	1,033	160	..	129	2,607
China (exclusive of Hongkong and Macao) . . . . .	268	147	161	147	133	21,563	15,610	17,463	11,951	16,181
Japan . . . . .	329	224	269	241	251	22,001	16,945	23,347	21,115	19,761
Egypt . . . . .	566	204	220	253	145	32,433	29,773	23,377	23,649	16,973
Portuguese East Africa . . . . .	2	4	46	..	4	395	1,613	4,090	5	334
United States of America— Via Atlantic Coast . . . . .	2,493	4,233	3,716	3,131	3,200	4,17,842	6,20,006	6,08,231	5,16,884	5,10,731
„ Pacific „ . . . . .	23	32	97	41	52	5,467	10,655	10,640	4,837	20,910
Other Foreign Countries . . . . .	12	12	56	17	18	1,352	1,629	1,770	1,739	2,313
<b>TOTAL FOREIGN COUNTRIES</b>	<b>3,160</b>	<b>7,957</b>	<b>8,085</b>	<b>7,211</b>	<b>6,371</b>	<b>3,26,532</b>	<b>9,75,024</b>	<b>10,01,234</b>	<b>8,54,894</b>	<b>8,86,715</b>
<i>Share of Bengal . . . . .</i>	<i>11,965</i>	<i>13,006</i>	<i>14,041</i>	<i>12,234</i>	<i>10,558</i>	<i>25,87,923</i>	<i>23,48,792</i>	<i>23,90,347</i>	<i>24,55,934</i>	<i>21,13,502</i>
„ Bombay . . . . .	14,460	14,303	17,699	14,310	13,193	22,13,711	23,09,737	27,16,015	22,04,521	20,44,014
„ Sind . . . . .	1,192	1,153	1,101	731	332	2,20,162	2,51,970	2,36,594	1,60,230	1,63,146
„ Madras . . . . .	3,317	4,207	4,378	4,634	4,064	3,17,441	3,93,164	10,19,440	9,75,926	7,72,030
„ Burma . . . . .	3,270	2,730	2,503	2,449	2,070	3,58,755	3,24,213	3,19,507	2,94,742	2,45,631
<b>TOTAL</b>	<b>34,704</b>	<b>35,399</b>	<b>40,222</b>	<b>34,403</b>	<b>30,737</b>	<b>61,97,992</b>	<b>66,27,876</b>	<b>71,81,903</b>	<b>60,91,405</b>	<b>53,38,433</b>

† Free of duty.

GENERAL IMPORTS

No. 3—continued

ARTICLES, AND COUNTRIES OF CONSIGNMENT; ALSO SHARE OF EACH PROVINCE	QUANTITY					VALUE				
	1927-28	1928-29	1929-30	1930-31	1931-32	1927-28	1928-29	1929-30	1930-31	1931-32
<b>Boots and Shoes—</b>										
<b>All leather (III. A)—</b>	<b>Pairs</b>	<b>Pairs</b>	<b>Pairs</b>	<b>Pairs</b>	<b>Pairs</b>					
United Kingdom . . . . .	415,553	373,071	313,250	172,904	108,903	22,38,581	20,45,561	16,70,185	9,69,935	5,92,659
Ceylon . . . . .	2,682	2,742	1,199	201	690	7,739	6,885	1,412	692	1,496
Straits Settlements (including Labuan) . . . . .	7,523	6,704	2,026	1,014	2,931	19,189	26,669	10,800	2,675	5,272
Hongkong . . . . .	124	169	319	1,666	1,753	300	616	655	5,699	3,324
Canada—										
<i>Via Atlantic Coast</i> . . . . .	3,911	..	2,500	3	..	6,632	..	4,144	40	..
Other British Possessions . . . . .	100	145	253	392	248	467	652	1,260	798	743
<b>TOTAL BRITISH EMPIRE</b> . . . . .	<b>429,893</b>	<b>382,891</b>	<b>320,447</b>	<b>176,180</b>	<b>114,525</b>	<b>22,72,908</b>	<b>20,80,383</b>	<b>16,88,406</b>	<b>9,79,839</b>	<b>6,03,494</b>
Germany . . . . .	6,529	16,274	12,385	4,986	7,211	45,873	79,303	86,924	39,141	38,978
Netherlands . . . . .	230	360	343	533	388	1,713	3,982	3,100	4,784	2,711
Belgium . . . . .	2,080	1,697	1,078	908	1,075	18,521	8,454	6,449	4,263	4,764
France . . . . .	7,371	5,633	4,826	1,409	540	74,321	55,692	48,337	9,225	8,200
Switzerland . . . . .	2,035	1,034	1,978	411	327	20,591	9,671	18,277	3,338	3,214
Italy . . . . .	8,516	4,901	4,083	4,528	70,848	56,832	28,897	31,406	33,440	2,38,400
Austria . . . . .	10,442	4,165	3,777	1,595	4,180	63,046	37,661	41,408	17,231	31,962
Czechoslovakia . . . . .	61,758	41,839	27,632	33,479	37,999	3,37,442	2,22,239	1,62,018	1,78,507	1,63,418
Java . . . . .	1,314	11	8	10	21	8,283	35	25	15	70
China (exclusive of Hongkong and Macao) . . . . .	75	95	661	387	1,638	275	267	659	589	2,198
Japan . . . . .	2,699	1,323	6,625	3,663	1,560	2,709	1,567	7,722	3,006	2,329
United States of America—										
<i>Via Atlantic Coast</i> . . . . .	4,433	20,052	41,681	40,086	3,346	8,132	21,397	43,707	19,858	5,370
" Pacific " . . . . .	8	13	1	8	..	67	87	12	16	..
Other Foreign Countries . . . . .	219	846	922	457	414	907	2,944	1,587	1,651	1,654
<b>TOTAL FOREIGN COUNTRIES</b> . . . . .	<b>107,759</b>	<b>97,243</b>	<b>105,950</b>	<b>97,460</b>	<b>129,547</b>	<b>6,39,212</b>	<b>4,72,696</b>	<b>4,51,631</b>	<b>3,15,064</b>	<b>5,03,208</b>
Share of Bengal . . . . .	101,456	82,055	89,946	43,135	33,069	4,77,584	4,31,761	3,97,332	2,08,869	3,02,355
" Bombay . . . . .	208,210	187,524	143,172	80,075	89,523	11,23,266	10,03,339	7,78,959	4,44,666	4,49,461
" Sind . . . . .	61,824	84,312	69,434	61,567	13,975	3,30,310	3,35,427	2,76,333	1,30,013	82,051
" Madras . . . . .	17,499	18,170	17,124	3,988	6,447	99,571	1,02,579	1,24,620	58,334	32,600
" Burma . . . . .	148,663	108,073	106,721	74,375	46,055	8,30,889	6,79,423	5,62,743	4,53,021	2,39,796
<b>TOTAL</b> . . . . .	<b>537,652</b>	<b>480,134</b>	<b>426,397</b>	<b>273,640</b>	<b>244,072</b>	<b>29,12,120</b>	<b>25,53,079</b>	<b>21,40,037</b>	<b>12,94,903</b>	<b>11,06,762</b>
<b>Rubber soled—</b>										
<b>With canvas uppers (III. A)—</b>										
(a)		<b>Pairs</b>	<b>Pairs</b>	<b>Pairs</b>	<b>Pairs</b>					
United Kingdom . . . . .	—	157,400	193,268	28,265	19,861	—	3,19,457	3,40,775	59,829	18,207
Straits Settlements (including Labuan) . . . . .	—	61,994	64,166	48,661	115,294	—	73,873	74,869	58,206	72,907
Hongkong . . . . .	—	..	..	24	5,495	—	..	..	36	3,371
Canada—										
<i>Via Atlantic Coast</i> . . . . .	—	239,787	542,619	70,184	1,056	—	4,89,225	10,30,992	1,55,873	2,148
" Pacific " . . . . .	—	10,088	2,087	..	..	—	20,264	4,597	..	..
Other British Possessions . . . . .	—	..	80	127	1	—	..	326	68	1
<b>TOTAL BRITISH EMPIRE</b> . . . . .	<b>—</b>	<b>469,269</b>	<b>802,220</b>	<b>147,261</b>	<b>141,707</b>	<b>—</b>	<b>9,02,819</b>	<b>14,51,559</b>	<b>2,68,512</b>	<b>96,724</b>
Poland (including Dantzig) . . . . .	—	1,366	18,480	5,760	..	—	1,727	14,679	3,799	..
Germany . . . . .	—	435,803	472,921	177,669	54,189	—	5,61,353	5,57,939	1,59,924	30,149
Netherlands . . . . .	—	4,047	1,732	302	..	—	7,472	3,519	644	..
Belgium . . . . .	—	30,141	11,089	1,648	64	—	61,066	16,848	2,289	107
France . . . . .	—	11,330	18,152	288	..	—	13,519	19,204	381	..
Italy . . . . .	—	4,111	13,064	260	161,293	—	6,971	13,705	554	1,08,436
Austria . . . . .	—	153,368	170,800	22,881	1,608	—	1,64,897	1,71,552	20,918	921
Czechoslovakia . . . . .	—	1,137	7,097	7,445	7,979	—	2,527	13,036	18,580	10,763
China (exclusive of Hongkong and Macao) . . . . .	—	10	..	..	13,656	—	40	..	406	3,959
Japan . . . . .	—	32,819	785,826	4,611,825	6,051,116	—	41,184	3,96,719	35,18,505	38,82,717

(a) Separately recorded from 1928-29.



No. 13—continued.

ARTICLES, AND COUNTRIES OF CONSIGNMENT; ALSO SHARE OF EACH PROVINCE	QUANTITY					VALUE				
	1927-28	1928-29	1929-30	1930-31	1931-32	1927-28	1928-29	1929-30	1930-31	1931-32
<b>Boots and Shoes—continued.</b>										
<i>Rubber soled—contd.</i>										
<i>With Canvas uppers (III. A) (a)—contd.</i>		Pairs	Pairs	Pairs	Pairs					
United States of America—										
<i>Via Atlantic Coast . . . . .</i>	—	756,482	480,057	63,208	3,588	—	14,20,356	9,59,318	1,30,856	13,274
<i>  " Pacific " . . . . .</i>	—	517	..	..	..	—	1,027	..	..	..
Other Foreign Countries . . . . .	—	680	..	370	296	—	743	..	7	512
<b>TOTAL FOREIGN COUNTRIES . . . . .</b>	—	1,431,811	1,979,268	4,891,686	6,293,780	—	22,82,882	26,66,514	38,46,808	40,55,829
<i>Share of Bengal . . . . .</i>	—	721,948	996,004	2,227,534	3,453,894	—	12,45,431	17,52,309	15,59,901	21,36,112
<i>  " Bombay . . . . .</i>	—	324,758	590,260	1,521,402	1,383,891	—	5,55,225	7,18,541	12,09,248	8,61,338
<i>  " Sind . . . . .</i>	—	536,539	528,312	383,668	414,325	—	7,32,157	6,24,325	3,66,216	2,65,091
<i>  " Madras . . . . .</i>	—	21,532	84,488	224,973	159,361	—	49,451	1,34,603	2,16,357	1,12,342
<i>  " Burma . . . . .</i>	—	296,303	582,424	676,320	1,023,525	—	5,53,437	8,87,295	7,83,098	7,77,670
<b>TOTAL . . . . .</b>	—	1,901,080	2,781,488	5,039,997	6,435,496	—	31,85,701	41,18,078	41,15,320	41,52,553
<i>With uppers of leather or other materials (III. A) (b)—</i>					Pairs					
United Kingdom . . . . .	—	—	—	—	730	—	—	—	—	1,621
Other British Possessions . . . . .	—	—	—	—	517	—	—	—	—	508
<b>TOTAL BRITISH EMPIRE . . . . .</b>	—	—	—	—	1,247	—	—	—	—	2,129
Japan . . . . .	—	—	—	—	129,714	—	—	—	—	68,686
Other Foreign Countries . . . . .	—	—	—	—	721	—	—	—	—	481
<b>TOTAL FOREIGN COUNTRIES . . . . .</b>	—	—	—	—	130,435	—	—	—	—	69,167
<i>Share of Bengal . . . . .</i>	—	—	—	—	124,713	—	—	—	—	65,141
<i>  " Bombay . . . . .</i>	—	—	—	—	3,240	—	—	—	—	1,712
<i>  " Sind . . . . .</i>	—	—	—	—	1,924	—	—	—	—	1,636
<i>  " Madras . . . . .</i>	—	—	—	—	759	—	—	—	—	977
<i>  " Burma . . . . .</i>	—	—	—	—	1,046	—	—	—	—	1,730
<b>TOTAL . . . . .</b>	—	—	—	—	131,682	—	—	—	—	71,206
<i>All Rubber (III. A) (b)—</i>					Pairs					
United Kingdom . . . . .	—	—	—	—	8,434	—	—	—	—	8,689
Other British Possessions . . . . .	—	—	—	—	678	—	—	—	—	720
<b>TOTAL BRITISH EMPIRE . . . . .</b>	—	—	—	—	9,112	—	—	—	—	9,409
Japan . . . . .	—	—	—	—	2,532,001	—	—	—	—	9,06,996
Other Foreign Countries . . . . .	—	—	—	—	2,477	—	—	—	—	3,273
<b>TOTAL FOREIGN COUNTRIES . . . . .</b>	—	—	—	—	2,534,478	—	—	—	—	9,10,269
<i>Share of Bengal . . . . .</i>	—	—	—	—	1,292,138	—	—	—	—	5,06,060
<i>  " Bombay . . . . .</i>	—	—	—	—	646,572	—	—	—	—	1,83,927
<i>  " Sind . . . . .</i>	—	—	—	—	37,310	—	—	—	—	20,053
<i>  " Madras . . . . .</i>	—	—	—	—	104,556	—	—	—	—	36,672
<i>  " Burma . . . . .</i>	—	—	—	—	463,014	—	—	—	—	1,72,966
<b>TOTAL . . . . .</b>	—	—	—	—	2,548,590	—	—	—	—	9,19,678

(a) Separately recorded from 1928-29.

(b) " " " 1931-32.

GENERAL IMPORTS

( 100 )

No. 13—continued.

ARTICLES, AND COUNTRIES OF CONSIGNMENT; ALSO SHARE OF EACH PROVINCE	QUANTITY					VALUE				
	1927-28	1928-29	1929-30	1930-31	1931-32	1927-28	1928-29	1929-30	1930-31	1931-32
<b>Boots and Shoes—continued.</b>						R	R	R	R	R
<i>Of other materials (III. A)—</i>	Pairs	Pairs	Pairs	Pairs	Pairs					
United Kingdom . . . . .	401,813	171,896	127,778	48,774	15,321	6,96,081	8,24,605	2,17,492	85,301	89,581
Ceylon . . . . .	405	480	80	14	107	1,289	1,163	144	10	171
Straits Settlements (includ- ing Labuan) . . . . .	63,673	21,085	15,912	27,112	8,188	62,526	27,012	14,750	13,938	13,661
Hongkong. . . . .	4,730	2,754	4,655	8,605	13,259	2,861	2,368	3,844	5,815	5,031
Canada—										
<i>Via Atlantic Coast</i> . . . . .	112,302	468	1,477	..	..	2,34,430	1,052	4,404	..	..
Other British Possessions . . . . .	13	124	60	14	179	15	348	83	70	61
<b>TOTAL BRITISH EMPIRE</b> . . . . .	<b>582,936</b>	<b>196,757</b>	<b>149,957</b>	<b>79,549</b>	<b>37,054</b>	<b>10,17,202</b>	<b>8,56,448</b>	<b>2,40,728</b>	<b>1,05,134</b>	<b>48,506</b>
Germany . . . . .	201,859	46,218	66,471	21,014	1,271	3,30,759	87,278	82,618	20,290	4,276
Belgium . . . . .	37,777	9,681	3,656	960	466	41,432	22,328	9,962	63,240	1,811
France . . . . .	23,668	14,606	3,762	880	885	47,988	27,176	18,260	5,588	8,510
Switzerland . . . . .	219	861	1,287	663	1,178	1,833	7,497	5,625	4,023	6,008
Italy . . . . .	23,584	30,244	2,164	1,594	47,983	32,541	41,315	5,112	2,891	93,084
Austria . . . . .	483,277	74,704	44,731	9,278	220	5,18,620	92,949	46,648	8,778	685
Czechoslovakia . . . . .	18,414	17,810	12,374	15,386	16,918	56,361	51,872	36,139	33,347	61,974
Java . . . . .	1,054	30	..	..	2	1,524	66	..	..	5
Philippine Islands and Guam . . . . .	3,504	12	..	..	..	1,814	24	..	..	..
China (exclusive of Hong- kong and Macao) . . . . .	1,068	2,502	1,890	3,104	8,708	1,212	2,468	2,149	2,309	15,533
Japan . . . . .	169,082	493,848	3,251,282	5,478,765	19,852	1,58,292	2,62,060	20,33,017	31,99,988	11,765
Egypt . . . . .	984	3	12	286	13	1,045	5	7	248	13
United States of America—										
<i>Via Atlantic Coast</i> . . . . .	686,580	51,290	15,769	778	32	15,72,508	1,21,780	37,628	1,387	180
" Pacific " . . . . .	1,296	..	1	..	..	3,372	..	18	..	..
Other Foreign Countries . . . . .	10	21	124	784	130	14	117	261	648	99
<b>TOTAL FOREIGN COUNTRIES</b> . . . . .	<b>1,652,376</b>	<b>741,828</b>	<b>3,408,523</b>	<b>5,528,442</b>	<b>97,658</b>	<b>27,69,815</b>	<b>7,16,930</b>	<b>22,82,439</b>	<b>32,89,282</b>	<b>1,93,844</b>
<i>Share of Bengal</i> . . . . .	670,673	323,473	1,734,945	3,432,436	68,771	12,04,817	3,74,432	13,47,004	21,46,546	1,19,640
" Bombay . . . . .	218,599	153,617	747,734	669,848	25,618	4,57,679	2,57,733	4,21,161	3,27,648	81,961
" Sind . . . . .	487,195	20,376	22,138	28,941	3,133	5,77,331	51,748	42,232	33,275	8,035
" Madras . . . . .	27,773	19,746	123,137	171,926	8,456	64,356	42,261	1,08,552	1,01,747	10,167
" Burma . . . . .	331,067	416,473	875,528	1,304,840	28,734	14,81,734	3,47,204	6,04,213	7,85,200	22,549
<b>TOTAL</b> . . . . .	<b>2,235,312</b>	<b>938,585</b>	<b>3,558,480</b>	<b>5,607,991</b>	<b>134,712</b>	<b>37,86,517</b>	<b>10,73,878</b>	<b>25,29,162</b>	<b>33,94,416</b>	<b>2,42,352</b>
<b>Total Boots and Shoes—</b>	<b>Pairs</b>	<b>Pairs</b>	<b>Pairs</b>	<b>Pairs</b>	<b>Pairs</b>					
United Kingdom . . . . .	817,366	702,367	684,291	244,943	153,249	29,34,662	26,89,523	22,28,402	11,15,065	6,60,849
Ceylon . . . . .	3,087	3,172	1,359	342	800	9,028	8,048	1,882	770	1,670
Straits Settlements (includ- ing Labuan) . . . . .	71,196	89,843	83,004	76,817	127,857	1,01,715	1,27,554	1,00,425	69,819	82,864
Hongkong. . . . .	4,854	2,923	4,974	10,295	20,702	3,161	2,984	4,499	11,550	11,873
Canada—										
<i>Via Atlantic Coast</i> . . . . .	116,213	240,255	546,596	70,187	1,030	2,41,062	4,90,277	10,39,540	1,55,418	2,174
" Pacific " . . . . .	..	10,988	2,087	..	..	..	20,264	4,597	..	..
Other British Possessions . . . . .	113	178	313	406	457	482	708	1,343	868	834
<b>TOTAL BRITISH EMPIRE</b> . . . . .	<b>1,012,320</b>	<b>1,048,826</b>	<b>1,272,624</b>	<b>402,990</b>	<b>308,645</b>	<b>32,90,110</b>	<b>33,39,858</b>	<b>33,80,588</b>	<b>13,53,485</b>	<b>7,60,264</b>

No. 13—continued

ARTICLES, AND COUNTRIES OF CONSIGNMENT; ALSO SHARE OF EACH PROVINCE	QUANTITY					VALUE				
	1927-28	1928-29	1929-30	1930-31	1931-32	1927-28	1928-29	1929-30	1930-31	1931-32
<b>Boots and Shoes—concluded</b>						R	R	R	R	R
<b>Total Boots and Shoes—contd.</b>	<b>Pairs</b>	<b>Pairs</b>	<b>Pairs</b>	<b>Pairs</b>	<b>Pairs</b>					
Poland (including Dantzig)	..	1,366	18,480	{6,336	..	..	1,727	14,679	4,224	..
Germany . . . . .	208,388	497,293	551,727	203,669	63,932	3,76,632	7,28,434	7,27,476	2,19,355	74,165
Netherlands . . . . .	239	4,407	2,149	836	388	1,723	11,454	6,664	5,431	2,711
Belgium . . . . .	39,857	41,519	15,823	3,516	1,607	59,953	91,843	38,259	9,792	6,688
France . . . . .	81,039	31,569	26,740	2,507	1,533	1,22,809	96,337	85,801	15,144	17,092
Switzerland . . . . .	2,254	1,049	3,265	1,074	1,505	22,424	17,391	23,902	7,961	9,223
Italy . . . . .	32,100	39,256	19,311	6,332	230,324	89,373	77,133	50,223	36,385	4,40,204
Austria . . . . .	493,719	232,237	219,308	33,754	6,512	5,31,666	2,96,507	2,59,608	46,922	34,262
Czechoslovakia . . . . .	80,172	60,786	47,103	61,310	63,036	3,93,803	2,76,638	2,11,193	2,30,434	2,36,422
Iraq . . . . .	145	599	802	308	485	360	1,063	789	470	921
Java . . . . .	2,368	41	8	10	23	9,807	101	25	15	75
Philippine Islands and Guam	3,504	12	..	..	32	1,814	24	..	..	62
China (exclusive of Hong- kong and Macao) . . . . .	1,143	2,607	2,551	3,859	24,679	1,487	2,775	2,808	3,304	17,387
Japan . . . . .	171,781	527,990	4,043,733	10,089,253	8,734,243	1,61,001	3,04,811	29,42,458	67,16,494	48,72,493
Egypt . . . . .	1,002	54	33	317	25	1,215	210	528	236	63
United States of America— Via Atlantic Coast . . . . .	691,063	827,824	537,507	104,072	7,161	15,80,640	15,63,533	10,40,648	1,52,551	19,313
„ Pacific „ . . . . .	1,304	530	2	8	..	3,439	1,114	30	16	..
Other Foreign Countries . . . . .	57	934	149	330	422	381	2,605	493	1,370	1,296
<b>TOTAL FOREIGN COUNTRIES . . . . .</b>	<b>1,760,135</b>	<b>2,270,973</b>	<b>5,488,741</b>	<b>10,517,538</b>	<b>9,185,907</b>	<b>34,08,527</b>	<b>34,72,800</b>	<b>54,00,534</b>	<b>74,51,154</b>	<b>57,32,377</b>
<i>Share of Bengal . . . . .</i>	<i>772,129</i>	<i>1,127,476</i>	<i>2,370,395</i>	<i>5,708,105</i>	<i>5,022,585</i>	<i>16,32,401</i>	<i>20,51,624</i>	<i>34,97,145</i>	<i>39,16,316</i>	<i>31,29,303</i>
„ Bombay . . . . .	426,309	670,399	1,431,166	2,271,325	2,143,344	15,30,945	18,16,347	19,18,661	19,31,562	15,78,399
„ Sind . . . . .	549,019	641,127	619,384	479,176	476,170	9,08,691	11,69,332	9,43,440	5,29,504	3,76,916
„ Madras . . . . .	45,277	59,448	224,749	405,837	279,579	1,63,927	1,94,291	3,67,775	3,70,933	1,92,753
„ Burma . . . . .	979,730	320,349	1,564,671	2,056,035	1,562,374	23,62,673	15,30,064	20,54,251	20,01,319	12,14,760
<b>TOTAL . . . . .</b>	<b>2,772,964</b>	<b>3,319,799</b>	<b>6,761,365</b>	<b>10,920,523</b>	<b>9,489,552</b>	<b>66,93,637</b>	<b>63,12,153</b>	<b>87,31,272</b>	<b>88,04,639</b>	<b>64,92,641</b>
<b>Stristles and Fibre for brushes and brooms (II. S)—</b>	<b>Cwts.</b>	<b>Cwts.</b>	<b>Cwts.</b>	<b>Cwts.</b>	<b>Cwts.</b>					
United Kingdom . . . . .	114	273	75	57	175	12,571	20,371	9,824	5,164	7,755
Ceylon . . . . .	57	171	140	132	46	934	1,663	1,852	1,844	670
Straits Settlements (including Labuan) . . . . .	..	..	..	..	..	..	..	58	..	..
<b>TOTAL BRITISH EMPIRE . . . . .</b>	<b>171</b>	<b>444</b>	<b>215</b>	<b>189</b>	<b>221</b>	<b>13,505</b>	<b>22,534</b>	<b>11,734</b>	<b>6,808</b>	<b>8,425</b>
Germany . . . . .	43	92	42	16	8	3,297	5,306	2,477	1,375	346
Netherlands . . . . .	5	10	..	25	21	365	950	..	1,088	1,176
Belgium . . . . .	39	42	115	41	50	2,323	2,597	5,603	1,961	1,603
United States of America— Via Atlantic Coast . . . . .	..	63	1	..	..	..	2,960	347	..	..
Other Foreign Countries . . . . .	4	..	..	1	..	80	25	..	144	..
<b>TOTAL FOREIGN COUNTRIES . . . . .</b>	<b>91</b>	<b>207</b>	<b>158</b>	<b>83</b>	<b>79</b>	<b>6,065</b>	<b>11,333</b>	<b>8,426</b>	<b>4,568</b>	<b>3,125</b>
<i>Share of Bengal . . . . .</i>	<i>125</i>	<i>237</i>	<i>217</i>	<i>147</i>	<i>149</i>	<i>11,442</i>	<i>17,534</i>	<i>13,613</i>	<i>7,041</i>	<i>5,146</i>
„ Bombay . . . . .	72	334	51	43	137	6,064	15,177	3,862	2,434	5,396
„ Sind . . . . .	25	14	47	32	14	1,456	1,162	2,374	1,501	503
„ Madras . . . . .	40	18	63	50	..	603	459	321	350	..
<b>TOTAL . . . . .</b>	<b>262</b>	<b>651</b>	<b>373</b>	<b>272</b>	<b>300</b>	<b>19,570</b>	<b>34,372</b>	<b>20,160</b>	<b>11,378</b>	<b>11,550</b>

ARTICLES, AND COUNTRIES, OF CONSIGNMENT; ALSO SHARE OF EACH PROVINCE	QUANTITY					VALUE				
	1927-28	1928-29	1929-30	1930-31	1931-32	1927-28	1928-29	1929-30	1930-31	1931-32
<b>Brushes and Brooms—</b>						R	R	R	R	R
<b>Brushes—</b>										
Paint and varnish brushes (III. V)—	Dozens	Dozens	Dozens	Dozens	Dozens					
United Kingdom . . . . .	36,719	31,218	36,371	22,698	19,180	2,78,871	2,23,355	2,85,765	1,54,519	1,14,427
Straits Settlements (including Labuan) . . . . .	764	24	10	4	118	1,946	189	96	96	593
Other British Possessions . . . . .	31	14	37	17	2	106	39	184	16	9
<b>TOTAL BRITISH EMPIRE . . . . .</b>	<b>37,514</b>	<b>31,256</b>	<b>36,418</b>	<b>22,719</b>	<b>19,300</b>	<b>2,75,923</b>	<b>2,23,583</b>	<b>2,86,045</b>	<b>1,54,631</b>	<b>1,15,029</b>
Germany . . . . .	40,096	25,124	38,142	34,797	31,764	47,908	54,231	60,463	60,268	63,984
Netherlands . . . . .	..	26	753	..	..	..	820	3,236	1	..
Italy . . . . .	5,981	3,605	3,286	2,160	3,279	8,951	8,828	10,580	7,938	9,856
Austria . . . . .	5,057	10,224	11,068	5,407	3,097	9,800	18,227	19,803	14,060	6,510
Czechoslovakia . . . . .	600	820	194	..	..	117	1,083	768	..	..
Japan . . . . .	182	1,903	742	3,009	513	1,192	3,609	935	1,024	872
<b>United States of America—</b>										
Via Atlantic Coast . . . . .	..	1,421	333	176	14	..	4,466	2,262	704	34
Other Foreign Countries . . . . .	204	2	31	1,208	10	210	14	205	250	110
<b>TOTAL FOREIGN COUNTRIES . . . . .</b>	<b>52,120</b>	<b>43,125</b>	<b>54,549</b>	<b>46,755</b>	<b>38,677</b>	<b>68,178</b>	<b>91,278</b>	<b>98,252</b>	<b>85,145</b>	<b>81,816</b>
Share of Bengal . . . . .	18,431	15,242	13,854	16,948	6,135	1,14,719	1,01,329	77,794	69,204	43,359
.. Bombay . . . . .	40,197	27,560	39,683	21,559	32,069	1,20,717	97,369	1,09,001	82,379	65,829
.. Sind . . . . .	12,658	17,944	17,476	18,544	15,692	43,249	53,106	61,475	42,575	40,303
.. Madras . . . . .	12,401	9,901	13,643	9,083	19,497	39,441	35,335	52,217	29,751	32,184
.. Burma . . . . .	5,947	3,734	6,311	3,340	3,584	25,975	22,172	33,310	15,367	14,170
<b>TOTAL . . . . .</b>	<b>89,634</b>	<b>74,381</b>	<b>90,967</b>	<b>69,474</b>	<b>57,977</b>	<b>3,44,101</b>	<b>3,14,811</b>	<b>3,34,297</b>	<b>2,30,776</b>	<b>1,96,345</b>
<b>Toilet Brushes (III. V)—</b>	<b>Dozens</b>	<b>Dozens</b>	<b>Dozens</b>	<b>Dozens</b>	<b>Dozens</b>					
United Kingdom . . . . .	9,778	6,402	6,777	4,347	7,547	42,651	41,646	51,606	36,199	47,608
Straits Settlements (including Labuan) . . . . .	985	420	56	1,034	194	2,184	625	119	1,564	339
Hongkong . . . . .	22,034	2,665	2,168	9,594	7,232	10,534	2,544	2,699	6,246	3,259
Other British Possessions . . . . .	4	26	..	..	16	28	163	7	..	103
<b>TOTAL BRITISH EMPIRE . . . . .</b>	<b>32,801</b>	<b>9,513</b>	<b>9,001</b>	<b>14,975</b>	<b>14,969</b>	<b>55,397</b>	<b>44,978</b>	<b>54,431</b>	<b>44,009</b>	<b>51,309</b>
Germany . . . . .	50,919	64,229	81,128	78,815	60,361	1,06,423	1,41,446	1,52,768	1,36,929	117,490
Belgium . . . . .	359	1,952	1,084	550	1,225	1,326	3,284	1,201	1,087	704
France . . . . .	2,856	1,969	2,122	1,698	1,164	7,900	6,321	6,653	6,324	2,116
Italy . . . . .	9,590	574	1,039	1,130	2,070	3,678	1,077	1,684	1,167	1,081
Austria . . . . .	580	886	2,175	1,290	334	2,817	1,971	3,046	1,355	597
Hungary . . . . .	1,717	..	..	745	432	555	..	..	1,256	341
Czechoslovakia . . . . .	848	1,938	2,435	2,181	1,195	2,816	5,238	6,984	5,438	3,221
Japan . . . . .	104,079	69,666	128,036	181,440	94,897	64,714	56,474	73,433	66,426	53,228
<b>United States of America—</b>										
Via Atlantic Coast . . . . .	35,353	47,587	33,781	43,134	23,152	2,64,070	3,09,172	2,73,015	3,12,789	1,71,642
.. Pacific . . . . .	..	..	..	60	..	10	..	1	492	..
Other Foreign Countries . . . . .	365	275	736	674	106	539	755	892	1,019	874
<b>TOTAL FOREIGN COUNTRIES . . . . .</b>	<b>206,666</b>	<b>189,076</b>	<b>252,536</b>	<b>261,767</b>	<b>185,336</b>	<b>4,54,648</b>	<b>5,25,738</b>	<b>5,19,627</b>	<b>5,84,842</b>	<b>3,51,734</b>
Share of Bengal . . . . .	68,731	59,127	77,059	97,324	60,020	1,24,872	1,39,758	1,53,360	1,75,697	1,06,510
.. Bombay . . . . .	68,084	35,091	112,579	36,365	95,527	1,78,019	2,32,199	2,15,671	1,92,025	1,59,855
.. Sind . . . . .	14,454	19,339	15,235	16,495	16,692	76,217	94,769	69,792	81,617	61,508
.. Madras . . . . .	7,657	13,120	11,640	10,798	9,687	41,306	48,408	57,348	49,122	33,069
.. Burma . . . . .	30,541	21,412	45,024	65,260	18,379	39,631	55,582	57,477	30,390	37,101
<b>TOTAL . . . . .</b>	<b>239,467</b>	<b>198,589</b>	<b>261,537</b>	<b>270,742</b>	<b>200,305</b>	<b>5,10,045</b>	<b>5,70,716</b>	<b>5,74,058</b>	<b>5,78,851</b>	<b>4,03,013</b>

No. 13—continued

ARTICLES, AND COUNTRIES OF CONSIGNMENT; ALSO SHARE OF EACH PROVINCE	QUANTITY					VALUE				
	1927-28	1928-29	1929-30	1930-31	1931-32	1927-28	1928-29	1929-30	1930-31	1931-32
<b>Brushes and Brooms—contd.</b>						R	R	R	R	R
<i>Brushes—continued</i>										
<b>Other Brushes (III. V)—</b>	<b>Dozens</b>	<b>Dozens</b>	<b>Dozens</b>	<b>Dozens</b>	<b>Dozens</b>					
United Kingdom . . . . .	32,077	39,971	33,488	27,366	23,870	2,54,767	2,67,757	2,31,217	1,96,177	1,41,614
Hongkong . . . . .	1,389	2,877	960	649	798	2,827	2,082	1,506	989	504
Other British Possessions . . . . .	344	148	22	246	706	581	304	127	798	561
<b>TOTAL BRITISH EMPIRE</b>	<b>33,710</b>	<b>42,996</b>	<b>34,470</b>	<b>28,261</b>	<b>25,464</b>	<b>2,58,175</b>	<b>2,70,143</b>	<b>2,32,850</b>	<b>1,97,914</b>	<b>1,42,679</b>
Germany . . . . .	47,189	51,615	55,727	38,570	22,911	88,382	1,22,383	1,00,449	69,592	48,853
Netherlands . . . . .	1	270	85	123	..	21	1,490	444	620	..
Belgium . . . . .	4,034	6,558	4,727	1,894	1,001	5,815	10,758	9,660	3,310	2,662
France . . . . .	643	466	205	59	158	2,227	769	1,053	481	385
Italy . . . . .	2,655	10,862	2,545	608	1,699	1,342	6,486	3,369	964	3,017
Austria . . . . .	7,643	19,046	7,484	1,174	4,013	12,889	18,258	10,503	1,850	5,137
Hungary . . . . .	225	..	136	583	91	917	..	791	2,424	217
Czechoslovakia . . . . .	1,995	1,996	5,261	3,070	1,491	6,163	6,144	11,258	5,068	4,652
China (exclusive of Hongkong and Macao) . . . . .	442	2,580	2,766	6,882	739	657	1,510	1,740	1,670	373
Japan . . . . .	90,490	61,165	79,347	47,034	59,126	84,215	57,074	52,511	43,474	35,416
United States of America—										
Via Atlantic Coast . . . . .	7,947	8,216	6,033	2,317	1,980	39,837	68,764	49,069	20,504	19,723
" Pacific " . . . . .	..	..	..	..	2	..	..	..	2	4
Other Foreign Countries . . . . .	50	113	28	..	16	147	297	191	1	490
<b>TOTAL FOREIGN COUNTRIES</b>	<b>163,314</b>	<b>162,887</b>	<b>164,344</b>	<b>102,264</b>	<b>92,227</b>	<b>2,21,612</b>	<b>2,93,933</b>	<b>2,41,038</b>	<b>1,48,560</b>	<b>1,20,934</b>
<i>Share of Bengal</i>	<i>76,371</i>	<i>47,753</i>	<i>68,265</i>	<i>39,351</i>	<i>40,421</i>	<i>1,38,565</i>	<i>1,62,799</i>	<i>1,49,917</i>	<i>1,09,074</i>	<i>77,380</i>
" Bombay . . . . .	<i>35,582</i>	<i>110,952</i>	<i>91,878</i>	<i>62,616</i>	<i>59,622</i>	<i>2,36,306</i>	<i>2,56,743</i>	<i>2,20,321</i>	<i>1,51,201</i>	<i>1,31,332</i>
" Sind . . . . .	<i>3,957</i>	<i>6,328</i>	<i>3,997</i>	<i>4,678</i>	<i>2,343</i>	<i>20,539</i>	<i>30,000</i>	<i>14,792</i>	<i>15,348</i>	<i>15,352</i>
" Madras . . . . .	<i>16,316</i>	<i>18,383</i>	<i>16,201</i>	<i>13,295</i>	<i>10,177</i>	<i>44,288</i>	<i>66,111</i>	<i>50,632</i>	<i>43,638</i>	<i>27,500</i>
" Burma . . . . .	<i>16,998</i>	<i>22,467</i>	<i>18,473</i>	<i>10,555</i>	<i>4,628</i>	<i>39,539</i>	<i>48,423</i>	<i>37,726</i>	<i>27,163</i>	<i>10,549</i>
<b>TOTAL</b>	<b>197,024</b>	<b>205,883</b>	<b>198,814</b>	<b>130,525</b>	<b>117,691</b>	<b>4,79,787</b>	<b>5,64,076</b>	<b>4,73,888</b>	<b>3,46,474</b>	<b>2,63,613</b>
<b>Brooms (III. V)—</b>	<b>Dozens</b>	<b>Dozens</b>	<b>Dozens</b>	<b>Dozens</b>	<b>Dozens</b>					
United Kingdom . . . . .	2,115	1,409	1,846	1,239	1,428	20,784	19,501	24,157	15,178	10,287
Ceylon . . . . .	128	159	189	218	160	417	1,031	368	357	263
Straits Settlements (including Labuan) . . . . .	64,813	61,920	52,820	53,916	78,639	17,162	22,822	21,097	19,741	19,970
Hongkong . . . . .	1,636	1,687	1,227	2,056	1,951	5,804	6,194	4,638	5,166	4,033
Other British Possessions . . . . .	1	..	1	..	..	4	..	15	..	1
<b>TOTAL BRITISH EMPIRE</b>	<b>68,693</b>	<b>65,175</b>	<b>56,038</b>	<b>57,429</b>	<b>82,178</b>	<b>44,171</b>	<b>49,548</b>	<b>50,275</b>	<b>40,442</b>	<b>31,554</b>
Germany . . . . .	38	24	24	173	220	136	79	113	1,367	2,144
China (exclusive of Hong- kong and Macao) . . . . .	1,753	658	730	177	40	1,876	923	772	255	107
Other Foreign Countries . . . . .	84	84	57	19	48	1,253	818	946	320	910
<b>TOTAL FOREIGN COUNTRIES</b>	<b>1,875</b>	<b>766</b>	<b>811</b>	<b>369</b>	<b>308</b>	<b>3,265</b>	<b>1,820</b>	<b>1,831</b>	<b>1,942</b>	<b>3,161</b>
<i>Share of Bengal</i>	<i>1,157</i>	<i>605</i>	<i>873</i>	<i>254</i>	<i>113</i>	<i>3,813</i>	<i>3,704</i>	<i>11,929</i>	<i>2,364</i>	<i>1,776</i>
" Bombay . . . . .	<i>360</i>	<i>317</i>	<i>455</i>	<i>205</i>	<i>1,080</i>	<i>3,420</i>	<i>2,554</i>	<i>4,999</i>	<i>2,161</i>	<i>4,794</i>
" Sind . . . . .	<i>148</i>	<i>223</i>	<i>313</i>	<i>207</i>	<i>224</i>	<i>2,003</i>	<i>3,528</i>	<i>4,192</i>	<i>2,595</i>	<i>2,471</i>
" Madras . . . . .	<i>393</i>	<i>238</i>	<i>223</i>	<i>264</i>	<i>268</i>	<i>3,670</i>	<i>2,067</i>	<i>1,783</i>	<i>1,000</i>	<i>1,619</i>
" Burma . . . . .	<i>48,510</i>	<i>64,453</i>	<i>55,025</i>	<i>56,868</i>	<i>30,301</i>	<i>29,530</i>	<i>34,516</i>	<i>29,203</i>	<i>33,764</i>	<i>24,055</i>
<b>TOTAL</b>	<b>70,568</b>	<b>65,941</b>	<b>56,894</b>	<b>57,798</b>	<b>82,486</b>	<b>47,436</b>	<b>51,368</b>	<b>52,106</b>	<b>42,384</b>	<b>34,715</b>

ARTICLES, AND COUNTRIES OF CONSIGNMENT; ALSO SHARE OF EACH PROVINCE	QUANTITY					VALUE				
	1927-28	1928-29	1929-30	1930-31	1931-32	1927-28	1928-29	1929-30	1930-31	1931-32
	Dozens	Dozens	Dozens	Dozens	Dozens	R	R	R	R	R
<b>Brushes and Brooms—concluded</b>										
<b>Total Brushes and Brooms—</b>										
United Kingdom . . . . .	80,689	79,000	78,482	55,650	52,025	5,92,078	5,52,259	5,42,745	4,02,078	3,18,930
Ceylon . . . . .	151	231	239	304	208	738	1,898	635	711	399
Straits Settlements (including Labuan) . . . . .	66,797	62,477	52,868	55,096	79,549	21,668	23,718	21,316	21,705	18,227
Federated Malay States . . . . .	..	..	..	9,594	..	..	..	..	6,246	2
Hongkong . . . . .	25,080	7,229	4,355	2,722	9,961	19,181	10,820	8,843	6,120	7,796
Other British Possessions . . . . .	1	3	8	18	168	6	22	62	141	211
<b>TOTAL BRITISH EMPIRE</b>	<b>172,718</b>	<b>148,940</b>	<b>135,972</b>	<b>123,384</b>	<b>141,911</b>	<b>6,33,666</b>	<b>5,88,202</b>	<b>5,73,601</b>	<b>4,36,996</b>	<b>3,40,571</b>
Germany . . . . .	133,242	140,992	175,021	152,355	115,256	2,42,849	3,18,139	3,13,703	2,68,156	2,32,421
Netherlands . . . . .	31	353	934	153	80	231	2,743	3,902	828	210
Belgium . . . . .	4,393	8,510	5,311	2,444	2,226	7,142	14,042	10,861	4,897	3,366
France . . . . .	3,505	2,435	2,365	1,757	1,333	10,186	7,090	7,882	6,805	2,730
Italy . . . . .	18,226	15,041	6,887	3,898	7,048	13,971	16,391	15,762	10,069	18,904
Austria . . . . .	13,220	30,156	20,727	7,871	7,444	25,506	38,456	33,352	17,765	12,234
Hungary . . . . .	1,942	..	136	1,334	523	1,472	..	791	3,716	1,058
Czechoslovakia . . . . .	3,443	4,754	7,890	5,251	2,686	8,896	12,465	18,960	11,166	17,873
China (exclusive of Hongkong and Macao) . . . . .	2,730	3,413	4,077	7,653	1,245	3,040	2,716	2,973	2,735	1,124
Japan . . . . .	194,787	132,743	208,130	181,490	153,566	1,30,241	1,17,202	1,26,906	1,09,871	89,702
United States of America— Via Atlantic Coast . . . . .	43,334	57,294	40,171	45,687	25,155	3,03,747	3,33,134	3,25,092	3,34,225	1,91,953
" Pacific " . . . . .	6	2	..	62	2	208	35	11	539	4
Other Foreign Countries . . . . .	56	156	91	1,200	34	214	356	433	217	566
<b>TOTAL FOREIGN COUNTRIES</b>	<b>423,975</b>	<b>395,854</b>	<b>472,240</b>	<b>411,155</b>	<b>316,548</b>	<b>7,47,703</b>	<b>9,12,769</b>	<b>8,60,748</b>	<b>7,70,480</b>	<b>5,57,145</b>
Share of Bengal . . . . .	154,590	122,727	160,051	153,307	106,689	3,36,969	4,12,590	3,93,000	3,66,839	2,29,525
" Bombay . . . . .	194,223	223,320	244,595	171,245	173,293	5,38,962	5,38,865	5,50,492	4,27,766	3,62,310
" Sind . . . . .	31,217	44,334	37,021	39,924	35,451	1,42,008	1,36,403	1,70,161	1,42,135	1,20,634
" Madras . . . . .	35,667	41,642	41,712	33,440	30,629	1,23,705	1,52,421	1,62,430	1,23,561	99,372
" Burma . . . . .	180,996	112,271	124,833	136,023	107,392	1,84,725	1,60,692	1,58,216	1,57,134	35,875
<b>TOTAL</b>	<b>596,693</b>	<b>544,794</b>	<b>608,212</b>	<b>534,539</b>	<b>458,459</b>	<b>13,81,369</b>	<b>15,00,971</b>	<b>14,34,349</b>	<b>12,07,485</b>	<b>8,97,716</b>
<b>Building and Engineering materials other than of iron, steel or wood—</b>										
<b>Asphalt (H. B)—</b>										
United Kingdom . . . . .	Tons 2,116	Tons 2,351	Tons 1,972	Tons 1,536	Tons 496	3,37,180	3,32,714	2,44,551	1,78,051	55,126
Aden and Dependencies . . . . .	..	..	..	..	188	..	..	..	..	10,660
Ceylon . . . . .	..	..	2	288	45	..	..	370	13,108	3,058
Straits Settlements (including Labuan) . . . . .	..	2	490	..	..	..	208	41,535	..	..
Hongkong . . . . .	200	..	..	..	..	17,070	..	..	..	..
British West India Islands . . . . .	..	..	784	..	730	..	..	75,738	..	66,398
Canada— Via Atlantic Coast . . . . .	..	..	100	..	..	..	..	10,455	..	..
New South Wales . . . . .	..	50	..	..	..	..	19,928	..	..	..
Australian Commonwealth (Total) . . . . .	..	50	..	..	..	..	19,928	..	..	..
Other British Possessions . . . . .	..	..	..	..	1	..	40	..	..	106
<b>TOTAL BRITISH EMPIRE</b>	<b>2,316</b>	<b>2,403</b>	<b>3,298</b>	<b>1,824</b>	<b>1,410</b>	<b>3,54,250</b>	<b>3,52,890</b>	<b>3,72,649</b>	<b>2,27,159</b>	<b>1,35,348</b>
Germany . . . . .	7	197	58	27	514	957	12,303	3,422	2,547	45,205
Netherlands . . . . .	5,426	1,543	1,989	4,574	7,210	4,75,101	1,43,931	1,66,774	4,12,475	569,301
Belgium . . . . .	..	5	481	674	1	132	3,355	40,764	52,520	52
France . . . . .	..	..	..	5	..	..	..	..	291	..
Switzerland . . . . .	..	2	..	1	..	..	1,827	..	538	..
Iraq . . . . .	..	..	2,765	2,644	..	..	..	1,29,482	1,35,212	7
Egypt . . . . .	2,010	8,180	9,706	11,601	12,368	1,73,175	7,28,244	3,62,878	3,98,946	860,354
United States of America— Via Atlantic Coast . . . . .	10,837	2,582	4,034	6,036	5,171	11,12,053	3,05,032	4,51,625	6,39,377	410,704
" Pacific " . . . . .	2,226	3,694	8,000	4,542	888	3,34,078	4,56,896	7,96,044	4,65,940	90,643
Other Foreign Countries . . . . .	..	..	..	..	18	..	..	..	..	2,794
<b>TOTAL FOREIGN COUNTRIES</b>	<b>20,566</b>	<b>16,153</b>	<b>27,093</b>	<b>30,104</b>	<b>26,170</b>	<b>20,95,501</b>	<b>16,51,638</b>	<b>24,50,989</b>	<b>26,10,391</b>	<b>10,88,063</b>

No. 13—continued.

ARTICLES, AND COUNTRIES OF CONSIGNMENT; ALSO SHARE OF EACH PROVINCE	QUANTITY					VALUE				
	1927-28	1928-29	1929-30	1930-31	1931-32	1927-28	1928-29	1929-30	1930-31	1931-32
<b>Building and Engineering materials, other than of iron, steel or wood—continued</b>						R	R	R	R	R
<b>Asphalt (II. B)—contd.</b>										
	Tons	Tons	Tons	Tons	Tons					
Share of Bengal . . . . .	7,147	8,220	12,453	10,735	8,794	8,60,916	9,35,131	11,88,992	10,39,720	702,830
„ Bombay . . . . .	10,401	5,561	9,764	12,299	10,049	11,06,835	4,12,124	8,63,919	10,08,125	7,72,900
„ Sind . . . . .	2,928	2,076	1,950	2,131	4,049	2,51,209	1,77,000	1,70,013	1,80,376	294,571
„ Madras . . . . .	1,138	927	1,217	2,302	2,591	1,06,057	95,810	1,25,514	2,19,276	204,090
„ Burma . . . . .	1,208	2,772	5,007	4,461	2,007	1,24,674	2,84,463	4,75,200	3,90,553	149,000
<b>TOTAL</b> . . . . .	<b>22,822</b>	<b>18,556</b>	<b>30,391</b>	<b>31,928</b>	<b>27,580</b>	<b>24,49,751</b>	<b>20,04,528</b>	<b>28,23,638</b>	<b>28,38,050</b>	<b>21,23,400</b>
<b>Bricks—</b>										
<b>Bricks (other than firebricks) (III. V)—</b>	No.	No.	No.	No.	No.					
United Kingdom . . . . .	334,970	44,802	84,712	17,063	18,124	1,43,711	22,841	27,899	3,931	4,72
Other British Possessions . . . . .	63	70	840	24	..	68	13	140	8	..
<b>TOTAL BRITISH EMPIRE</b> . . . . .	<b>335,033</b>	<b>44,872</b>	<b>85,552</b>	<b>17,087</b>	<b>18,124</b>	<b>1,43,774</b>	<b>22,854</b>	<b>28,039</b>	<b>3,934</b>	<b>4,72</b>
Germany . . . . .	..	400	30,200	4,000	4,800	..	95	7,488	585	60
Italy . . . . .	..	39,343	..	..	..	..	27,408	..	..	..
Other Foreign Countries . . . . .	600	1,612	8,512	..	560	252	42	389	..	27
<b>TOTAL FOREIGN COUNTRIES</b> . . . . .	<b>600</b>	<b>41,355</b>	<b>38,712</b>	<b>4,000</b>	<b>5,360</b>	<b>252</b>	<b>27,540</b>	<b>7,827</b>	<b>585</b>	<b>87</b>
Share of Bengal . . . . .	85,650	49,178	2,146	4,207	5,036	30,879	33,336	2,819	1,109	1,29
„ Bombay . . . . .	19,646	29,438	13,161	5,082	360	3,377	5,891	4,384	1,769	27
„ Sind . . . . .	12	..	30,200	..	..	10	..	7,488	..	..
„ Madras . . . . .	1,722	300	31,705	112	2,250	555	140	13,504	193	36
„ Burma . . . . .	228,603	7,311	47,052	11,688	15,338	1,09,205	10,977	2,871	1,398	3,60
<b>TOTAL</b> . . . . .	<b>335,633</b>	<b>86,227</b>	<b>124,264</b>	<b>21,087</b>	<b>23,484</b>	<b>1,44,026</b>	<b>50,394</b>	<b>35,806</b>	<b>4,469</b>	<b>5,60</b>
<b>Firebricks (III. V)—</b>										
	No.	No.	No.	No.	No.					
United Kingdom . . . . .	1,868,016	1,307,404	1,197,009	1,114,817	713,281	4,36,051	2,57,930	2,88,432	2,23,848	1,31,04
Other British Possessions . . . . .	1,248	30	2,012	..	56	220	3	652	..	..
<b>TOTAL BRITISH EMPIRE</b> . . . . .	<b>1,864,264</b>	<b>1,307,434</b>	<b>1,199,021</b>	<b>1,114,817</b>	<b>713,337</b>	<b>4,36,271</b>	<b>2,57,942</b>	<b>2,89,084</b>	<b>2,23,848</b>	<b>1,32,01</b>
Denmark . . . . .	..	12,925	600	4,000	5,000	..	9,236	878	2,520	3,16
Germany . . . . .	600	32	22,083	73	..	111	40	5,880	200	..
Netherlands . . . . .	..	..	14,195	..	..	..	..	12,167	..	..
Belgium . . . . .	..	197	..	..	..	..	2,999	..	..	..
Italy . . . . .	1	6,078	187,081	81	..	5	5,004	1,75,342	11	..
Austria . . . . .	..	..	20,252	..	..	..	..	7,172	..	..
United States of America—										
Via Atlantic Coast . . . . .	1,030	69	1,502	142	3,599	3,552	146	1,328	125	2,30
Other Foreign Countries . . . . .	..	50	22	1,195	5,365	..	10	7	154	1,00
<b>TOTAL FOREIGN COUNTRIES</b> . . . . .	<b>1,631</b>	<b>19,051</b>	<b>245,735</b>	<b>5,491</b>	<b>18,964</b>	<b>3,608</b>	<b>17,135</b>	<b>2,03,274</b>	<b>3,010</b>	<b>6,40</b>

ARTICLES, AND COUNTRIES OF CONSIGNMENT; ALSO SHARE OF EACH PROVINCE	QUANTITY					VALUE				
	1927-28	1928-29	1929-30	1930-31	1931-32	1927-28	1928-29	1929-30	1930-31	1931-32
<b>Building and Engineering materials, other than of iron, steel or wood—continued.</b>										
<b>Firebricks (III. V)—contd.</b>	No.	No.	No.	No.	No.	R	R	R	R	R
Share of Bengal . . . . .	233,370	99,841	368,513	34,707	6,988	1,07,818	32,276	2,61,309	24,031	4,285
„ Bombay . . . . .	336,992	233,286	302,352	159,724	235,000	95,667	65,931	83,647	49,956	54,205
„ Sind . . . . .	47,630	44,407	35,385	33,014	12,208	8,531	8,173	7,370	6,066	3,608
„ Madras . . . . .	182,526	83,945	84,524	126,378	60,947	49,997	18,374	37,728	25,837	12,868
„ Burma . . . . .	1,059,377	866,006	653,982	766,485	412,158	1,77,926	1,49,823	1,02,304	1,20,968	63,437
<b>TOTAL</b>	<b>1,865,895</b>	<b>1,326,485</b>	<b>1,444,756</b>	<b>1,120,308</b>	<b>727,301</b>	<b>4,39,939</b>	<b>2,75,077</b>	<b>4,92,358</b>	<b>2,26,858</b>	<b>1,38,493</b>
<b>Cement—</b>										
<b>Portland (III. V)—</b>	Tons	Tons	Tons	Tons	Tons					
United Kingdom . . . . .	89,948	90,340	80,809	61,761	44,552	51,78,550	50,15,555	44,48,616	34,42,605	24,10,716
Ceylon . . . . .	338	404	187	87	37	21,632	25,150	12,320	6,568	2,451
Straits Settlements (including Labuan) . . . . .	442	442	121	203	160	30,927	27,926	7,192	12,691	8,108
Hongkong . . . . .	242	..	17	112	..	13,796	..	1,000	4,550	..
Other British Possessions . . . . .	..	3	..	..	..	..	200	..	..	10
<b>TOTAL BRITISH EMPIRE</b>	<b>90,970</b>	<b>91,189</b>	<b>81,184</b>	<b>62,163</b>	<b>44,749</b>	<b>52,44,014</b>	<b>50,68,837</b>	<b>44,69,128</b>	<b>34,66,414</b>	<b>24,21,225</b>
Sweden . . . . .	4	8	..	..	..	206	375	..	..	..
Norway . . . . .	161	737	695	560	243	7,850	32,465	28,838	28,526	13,020
Denmark . . . . .	225	1,077	2,685	1,387	2,136	12,360	46,500	1,11,948	58,328	86,423
Germany . . . . .	5,055	4,765	4,932	3,077	1,258	2,38,767	2,19,799	2,19,805	1,45,909	55,504
Netherlands . . . . .	238	79	130	94	17	12,532	3,747	5,509	4,571	720
Belgium . . . . .	1,557	2,862	3,550	1,850	821	76,571	1,21,848	1,47,290	78,618	34,946
France . . . . .	9	34	27	2	..	738	2,345	1,548	124	1
Italy . . . . .	1,970	4,389	3,322	1,148	1,340	90,623	1,78,262	1,29,326	41,076	51,606
Austria . . . . .	768	4,433	1,710	452	20	39,494	1,85,695	64,698	14,026	863
Czechoslovakia . . . . .	84	253	384	137	30	3,208	9,815	13,118	4,980	1,181
Serb-Croat-Slovene State (Jugo-Slavia) . . . . .	129	1,475	1,822	1,944	6,627	5,701	67,841	70,577	73,564	2,18,647
China (exclusive of Hongkong and Macao) . . . . .	..	..	..	42	..	..	..	..	1,469	..
Japan . . . . .	9,348	14,339	13,720	36,783	28,976	4,16,501	5,64,837	6,85,920	12,84,221	9,45,248
United States of America—										
Via Atlantic Coast . . . . .	260	336	318	148	123	34,469	31,639	40,751	19,741	14,872
Other Foreign Countries . . . . .	1	12	1	3	61	57	402	36	161	6,398
<b>TOTAL FOREIGN COUNTRIES</b>	<b>19,809</b>	<b>34,790</b>	<b>28,296</b>	<b>47,577</b>	<b>41,647</b>	<b>9,39,077</b>	<b>14,66,660</b>	<b>15,18,859</b>	<b>17,55,314</b>	<b>14,29,439</b>
Share of Bengal . . . . .	26,682	29,234	28,799	22,908	11,688	13,63,183	14,44,413	13,47,352	9,12,310	4,23,278
„ Bombay . . . . .	4,065	5,230	6,098	7,644	9,438	2,16,420	2,54,608	2,37,256	2,96,279	3,52,853
„ Sind . . . . .	5,360	3,331	4,077	1,145	3,014	2,48,229	1,55,187	1,37,012	62,362	1,04,134
„ Madras . . . . .	24,960	37,744	35,127	31,054	32,296	14,08,789	20,23,640	28,29,513	15,41,471	14,40,384
„ Burma . . . . .	49,712	50,449	45,329	43,989	29,967	29,47,370	20,51,559	23,36,354	24,19,306	15,24,575
<b>TOTAL</b>	<b>110,779</b>	<b>125,988</b>	<b>119,430</b>	<b>109,740</b>	<b>86,396</b>	<b>61,83,991</b>	<b>65,29,497</b>	<b>59,87,987</b>	<b>52,21,728</b>	<b>38,50,724</b>



No. 13—continued

ARTICLES, AND COUNTRIES OF CONSIGNMENT; ALSO SHARE OF EACH PROVINCE	QUANTITY					VALUE				
	1927-28	1928-29	1929-30	1930-31	1931-32	1927-28	1928-29	1929-30	1930-31	1931-32
	Tons	Tons	Tons	Tons	Tons	R	R	R	R	R
<b>Building and Engineering materials, other than of iron, steel or wood —continued Cement—continued</b>										
<b>Other kinds (III. V)—</b>										
United Kingdom . . . . .	637	642	821	1,407	607	1,62,131	1,32,131	2,46,149	1,63,186	1,12,754
Ceylon . . . . .	8	3	4	24	19	727	839	641	1,700	773
Straits Settlements (including Labuan) . . . . .	23	1	2	1	6	1,902	200	317	80	350
Canada— Via Atlantic Coast . . . . .	..	..	19	11	..	174	..	4,796	3,708	..
Other British Possessions . . . . .	1	1	..	..	..	12	120	11	..	2
<b>TOTAL BRITISH EMPIRE</b>	<b>669</b>	<b>647</b>	<b>846</b>	<b>1,443</b>	<b>632</b>	<b>1,64,946</b>	<b>1,33,290</b>	<b>2,51,914</b>	<b>1,63,764</b>	<b>1,13,879</b>
Sweden . . . . .	..	..	2	10	1	..	..	1,178	5,679	814
Norway . . . . .	..	11	..	..	..	..	1,669	..	..	..
Germany . . . . .	295	100	156	6	20	19,585	11,682	22,814	2,885	3,757
Netherlands . . . . .	20	33	36	41	21	17,036	23,036	11,523	13,168	6,057
Belgium . . . . .	19	5	2	26	7	1,079	373	427	1,180	1,269
France . . . . .	21	41	204	73	81	1,834	3,434	19,864	4,977	5,341
Italy . . . . .	13	1	2	86	53	1,809	780	125	5,296	3,051
Japan . . . . .	101	12	1	7	22	4,596	406	79	612	2,120
United States of America— Via Atlantic Coast . . . . .	364	493	535	561	351	43,399	71,574	80,354	74,216	52,207
„ Pacific „ . . . . .	..	10	..	2	232	40	2,185	79	1,521	21,395
Other Foreign Countries . . . . .	..	1	3	7	1	167	86	575	790	207
<b>TOTAL FOREIGN COUNTRIES</b>	<b>838</b>	<b>707</b>	<b>1,031</b>	<b>819</b>	<b>739</b>	<b>94,535</b>	<b>1,15,225</b>	<b>1,37,023</b>	<b>1,10,330</b>	<b>96,213</b>
<i>Share of Bengal . . . . .</i>	<i>375</i>	<i>450</i>	<i>342</i>	<i>634</i>	<i>566</i>	<i>98,547</i>	<i>1,04,930</i>	<i>93,442</i>	<i>82,669</i>	<i>76,120</i>
„ Bombay . . . . .	90	101	200	414	36	21,300	20,330	62,163	34,665	13,651
„ Sind . . . . .	73	394	384	416	433	10,645	47,211	1,34,915	54,432	60,414
„ Madras . . . . .	232	269	300	139	135	40,067	23,442	52,432	30,208	21,667
„ Burma . . . . .	632	140	151	609	151	33,422	47,002	40,915	77,070	43,245
<b>TOTAL</b>	<b>1,502</b>	<b>1,354</b>	<b>1,877</b>	<b>2,262</b>	<b>1,421</b>	<b>2,59,481</b>	<b>2,48,515</b>	<b>3,88,937</b>	<b>2,70,094</b>	<b>2,10,097</b>
<b>Total Cement—</b>	<b>Tons</b>	<b>Tons</b>	<b>Tons</b>	<b>Tons</b>	<b>Tons</b>					
United Kingdom . . . . .	90,535	90,982	81,630	63,163	45,159	53,40,890	51,47,686	44,94,765	36,05,791	25,23,470
Ceylon . . . . .	346	407	191	111	56	22,359	25,995	12,961	8,358	3,224
Straits Settlements (including Labuan) . . . . .	465	443	123	204	166	32,329	23,126	7,509	12,771	3,453
Hongkong . . . . .	242	..	17	112	..	13,796	24	1,000	4,550	..
Canada— Via Atlantic Coast . . . . .	1	..	19	11	..	174	..	4,796	3,708	..
Other British Possessions . . . . .	..	4	..	..	..	12	296	11	..	12
<b>TOTAL BRITISH EMPIRE</b>	<b>91,639</b>	<b>91,830</b>	<b>81,980</b>	<b>63,606</b>	<b>45,381</b>	<b>54,00,860</b>	<b>52,02,127</b>	<b>47,21,042</b>	<b>36,35,178</b>	<b>25,35,164</b>
Sweden . . . . .	4	8	2	10	1	206	375	1,178	5,079	814
Norway . . . . .	161	748	695	500	243	7,850	34,134	28,839	23,526	13,030
Denmark . . . . .	225	1,077	2,686	1,338	2,137	12,360	46,500	1,12,194	59,546	36,600
Germany . . . . .	5,350	4,865	5,088	3,083	1,273	2,59,352	2,31,481	2,42,119	1,48,794	59,261
Netherlands . . . . .	258	112	160	135	38	29,568	26,783	17,037	17,739	6,777
Belgium . . . . .	1,576	2,867	3,552	1,876	828	77,050	1,22,221	1,47,717	79,804	36,215
France . . . . .	30	75	321	75	81	2,572	5,779	21,412	5,101	5,342
Italy . . . . .	1,933	4,300	3,324	1,234	1,393	92,432	1,74,042	1,29,451	46,372	54,657
Austria . . . . .	768	4,433	1,712	458	20	39,494	1,85,695	65,027	14,588	563
Czechoslovakia . . . . .	84	253	384	137	30	3,208	9,815	13,113	4,980	1,181
Serb-Croat Slovene State (Jugo-Slavia) . . . . .	120	1,475	1,823	1,944	6,627	5,701	67,841	70,577	73,564	2,18,647
China (exclusive of Hong- kong and Macão) . . . . .	..	..	..	42	..	..	50	..	1,469	..
Japan . . . . .	9,449	14,351	18,721	36,790	23,998	4,21,097	5,65,243	6,85,999	12,34,833	9,47,368
United States of America— Via Atlantic Coast . . . . .	624	829	853	709	474	82,368	1,03,213	1,21,105	93,957	67,079
„ Pacific „ . . . . .	..	10	..	2	274	40	2,185	70	1,521	27,378
Other Foreign Countries . . . . .	1	13	1	3	19	214	523	36	171	745
<b>TOTAL FOREIGN COUNTRIES</b>	<b>20,642</b>	<b>35,506</b>	<b>39,327</b>	<b>48,396</b>	<b>42,436</b>	<b>10,33,621</b>	<b>15,75,885</b>	<b>16,55,882</b>	<b>18,65,844</b>	<b>15,25,657</b>

ARTICLES, AND COUNTRIES OF CONSIGNMENT; ALSO SHARE OF EACH PROVINCE	QUANTITY					VALUE				
	1927-28	1928-29	1929-30	1930-31	1931-32	1927-28	1928-29	1929-30	1930-31	1931-32
<b>Building and Engineering materials other than of iron, steel or wood—continued</b>						₹	₹	₹	₹	₹
<b>Cement—concluded</b>										
<b>Total Cement—continued</b>	Tons	Tons	Tons	Tons	Tons					
Share of Bengal . . . . .	27,057	29,654	29,141	23,592	12,254	14,61,730	15,49,393	14,46,294	9,94,979	5,04,36
"    Bombay . . . . .	4,155	5,331	6,298	3,058	9,524	2,38,220	2,75,578	3,49,439	3,30,944	3,06,50
"    Sind . . . . .	5,433	3,725	4,961	1,561	3,497	2,53,374	2,02,398	3,21,927	1,06,844	1,54,54
"    Madras . . . . .	25,242	33,013	35,427	31,193	32,431	14,48,856	20,52,082	18,81,995	15,71,679	14,62,55
"    Burma . . . . .	50,394	50,589	45,430	47,598	30,111	30,35,792	26,98,561	23,77,269	24,96,376	15,72,82
<b>TOTAL</b>	<b>112,281</b>	<b>127,342</b>	<b>121,307</b>	<b>112,002</b>	<b>87,817</b>	<b>64,43,472</b>	<b>67,78,012</b>	<b>63,76,924</b>	<b>55,00,822</b>	<b>40,80,82</b>
<b>Chalk and Hme, excluding French Chalk (III. V)—</b>	Cwts.	Cwts.	Cwts.	Cwts.	Cwts.					
United Kingdom . . . . .	21,202	33,834	28,743	19,938	26,488	43,000	65,765	53,176	42,340	48,22
Aden and Dependencies . . . . .	..	1,173	9	3,200	..	..	4,202	38	5,105	..
Other British Possessions . . . . .	63	920	12	61	..	323	920	60	308	..
<b>TOTAL BRITISH EMPIRE</b>	<b>21,265</b>	<b>35,927</b>	<b>28,764</b>	<b>23,199</b>	<b>26,488</b>	<b>43,323</b>	<b>70,887</b>	<b>53,274</b>	<b>47,753</b>	<b>48,22</b>
Germany . . . . .	1,140	20	2	234	180	2,338	142	15	640	1,30
Belgium . . . . .	1,967	3,538	1,687	1,817	2,074	4,972	8,686	4,111	4,593	4,26
Japan . . . . .	65	12	70	5	5	320	130	1,765	105	0
Other Foreign Countries . . . . .	305	155	25	485	3	360	864	94	801	8
<b>TOTAL FOREIGN COUNTRIES</b>	<b>3,477</b>	<b>3,725</b>	<b>1,784</b>	<b>2,541</b>	<b>2,262</b>	<b>7,990</b>	<b>9,822</b>	<b>5,985</b>	<b>6,139</b>	<b>5,67</b>
Share of Bengal . . . . .	18,309	27,155	26,001	19,458	21,804	30,539	45,139	42,337	31,539	33,53
"    Bombay . . . . .	3,107	5,762	2,293	473	1,822	3,343	12,718	5,597	1,137	3,57
"    Sind . . . . .	11,581	72	2	515	9	3,627	364	15	918	23
"    Madras . . . . .	721	1,633	622	364	456	4,321	5,230	3,771	2,312	2,45
"    Burma . . . . .	1,024	5,030	1,630	4,930	4,659	4,499	17,208	7,439	17,936	13,85
<b>TOTAL</b>	<b>24,742</b>	<b>39,652</b>	<b>30,548</b>	<b>25,740</b>	<b>28,750</b>	<b>51,379</b>	<b>80,709</b>	<b>59,259</b>	<b>53,892</b>	<b>53,900</b>
<b>Clay (III. V)—</b>	Cwts.	Cwts.	Cwts.	Cwts.	Cwts.					
United Kingdom . . . . .	28,260	28,932	26,536	24,330	16,567	81,758	76,338	73,684	61,059	43,465
Other British Possessions . . . . .	3	52	7	..	..	49	321	35	..	..
<b>TOTAL BRITISH EMPIRE</b>	<b>28,263</b>	<b>28,984</b>	<b>26,543</b>	<b>24,330</b>	<b>16,567</b>	<b>81,807</b>	<b>76,659</b>	<b>73,719</b>	<b>61,059</b>	<b>43,465</b>
Sweden . . . . .	..	..	56	43	50	..	..	1,671	261	2,337
Germany . . . . .	40	359	43	1	50	162	2,225	171	18	1,204
United States of America—										
Via Atlantic Coast . . . . .	12	18	760	559	66	138	185	2,882	2,768	957
Other Foreign Countries . . . . .	267	104	9	124	34	973	527	133	966	399
<b>TOTAL FOREIGN COUNTRIES</b>	<b>319</b>	<b>481</b>	<b>868</b>	<b>727</b>	<b>200</b>	<b>1,278</b>	<b>2,937</b>	<b>4,857</b>	<b>4,013</b>	<b>4,987</b>
Share of Bengal . . . . .	3,518	2,050	3,204	1,447	299	12,067	3,183	12,097	5,334	1,264
"    Bombay . . . . .	4,832	6,998	5,910	3,101	5,523	14,960	18,154	20,767	9,059	20,103
"    Sind . . . . .	911	3,332	2,946	2,845	2,024	2,088	3,393	6,841	6,456	4,649
"    Madras . . . . .	5,340	1,728	2,144	3,906	2,061	14,937	7,897	6,882	12,844	6,518
"    Burma . . . . .	13,981	15,307	13,207	13,758	6,860	39,038	37,169	31,989	30,379	15,918
<b>TOTAL</b>	<b>28,582</b>	<b>29,465</b>	<b>27,411</b>	<b>25,057</b>	<b>16,767</b>	<b>83,080</b>	<b>79,796</b>	<b>78,576</b>	<b>65,072</b>	<b>48,452</b>
<b>Tiles (III. V)—</b>	No.	No.	No.	No.	No.					
United Kingdom . . . . .	4,896,702	4,198,570	5,442,776	2,379,818	2,424,475	4,87,325	5,45,922	5,81,607	3,01,855	2,44,100
Ceylon . . . . .	10,084	3,676	2,839	19,030	55,122	714	339	728	732	1,512
Straits Settlements (including Labuan) . . . . .	1,410	577	10,757	5,424	50	268	485	1,819	1,038	15
Victoria . . . . .	..	..	..	21,488	..	..	..	..	1,896	..
Australian Commonwealth (Total) . . . . .	..	..	..	21,488	..	..	..	..	1,896	..
Other British Possessions . . . . .	..	..	..	3,006	..	..	..	..	131	..
<b>TOTAL BRITISH EMPIRE</b>	<b>4,908,202</b>	<b>4,202,823</b>	<b>5,456,372</b>	<b>2,428,766</b>	<b>24,79,647</b>	<b>4,88,307</b>	<b>5,46,746</b>	<b>5,84,154</b>	<b>3,05,652</b>	<b>2,45,723</b>

No. 13—continued.

ARTICLES, AND COUNTRIES OF CONSIGNMENT; ALSO SHARE OF EACH PROVINCE	QUANTITY					VALUE				
	1927-28	1928-29	1929-30	1930-31	1931-32	1927-28	1928-29	1929-30	1930-31	1931-32
						R	R	R	R	R
<b>Building and Engineering materials, other than of iron, steel or wood—continued.</b>										
<i>Titles (III. V)—continued</i>	No.	No.	No.	No.	No.					
Sweden . . . . .	400	—	780	..	..	42	—	1,080	..	..
Germany . . . . .	850,488	1,075,070	1,447,766	966,752	612,991	93,159	99,722	1,47,125	85,287	47,197
Netherlands . . . . .	84,746	140,600	226,900	126,080	339,715	7,847	12,239	20,045	8,467	20,731
Belgium . . . . .	2,758,148	3,639,505	4,929,177	2,733,593	2,318,303	3,50,726	4,40,907	5,48,086	3,36,466	2,91,871
France . . . . .	2,930,977	3,155,835	1,869,896	1,832,901	991,195	1,76,273	1,89,320	1,16,303	1,17,548	78,239
Italy . . . . .	3,658,552	3,411,078	5,616,011	2,455,099	1,791,850	8,11,220	6,56,545	8,04,989	5,19,832	3,62,783
Austria . . . . .	..	46,641	..	27,758	69,616	..	13,055	..	2,343	33,386
Czechoslovakia . . . . .	20,300	..	3,920	86,600	16,702	2,973	..	3,178	3,605	2,698
China (exclusive of Hongkong and Macão) . . . . .	12,750	3,500	97,000	..	..	2,520	525	2,070	..	..
Japan . . . . .	442,935	594,531	783,679	683,936	1,566,948	79,600	96,950	1,26,520	92,715	1,90,416
United States of America— Via Atlantic Coast . . . . .	1,300	183	3,290	1,274	..	1,218	302	1,421	786	..
„ Pacific „ . . . . .	..	..	4,240	..	..	..	..	2,537	..	..
Other Foreign Countries . . . . .	..	410	200	28	50	..	340	300	48	10
<b>TOTAL FOREIGN COUNTRIES</b>	<b>10,755,591</b>	<b>12,067,348</b>	<b>14,982,859</b>	<b>8,864,021</b>	<b>7,702,370</b>	<b>15,25,578</b>	<b>15,09,905</b>	<b>17,74,554</b>	<b>11,67,097</b>	<b>10,27,283</b>
<i>Share of Bengal . . . . .</i>	<i>1,719,332</i>	<i>1,619,315</i>	<i>2,469,449</i>	<i>1,933,973</i>	<i>1,289,604</i>	<i>4,91,296</i>	<i>3,67,147</i>	<i>5,57,572</i>	<i>3,79,785</i>	<i>2,62,569</i>
„ Bombay . . . . .	10,905,617	11,624,345	14,310,655	6,671,267	6,482,586	10,29,691	12,46,699	13,13,288	7,13,742	6,78,917
„ Sind . . . . .	968,603	715,593	714,798	493,251	556,597	1,68,325	94,001	98,685	82,875	70,979
„ Madras . . . . .	850,170	1,033,855	1,161,119	1,186,067	1,016,835	1,13,717	1,68,549	1,61,147	1,52,692	1,30,638
„ Burma . . . . .	1,220,066	1,277,063	1,283,210	1,003,229	837,395	2,10,856	1,81,255	2,23,016	1,43,855	1,29,903
<b>TOTAL</b>	<b>15,663,793</b>	<b>16,270,171</b>	<b>20,439,231</b>	<b>11,292,787</b>	<b>10,182,017</b>	<b>20,18,885</b>	<b>20,56,651</b>	<b>23,58,708</b>	<b>14,72,749</b>	<b>12,73,006</b>
<b>Other kinds (III. V)—</b>	<b>Cwts.</b>	<b>Cwts.</b>	<b>Cwts.</b>	<b>Cwts.</b>	<b>Cwts.</b>					
United Kingdom . . . . .	38,297	32,901	41,931	25,080	21,182	6,02,428	5,32,449	5,72,414	4,08,783	367,570
Ceylon . . . . .	16,192	34,864	34,431	26,957	25,056	2,281	3,824	3,453	4,584	3,100
Straits Settlements (including Labuan) . . . . .	4,248	131	114	64	..	1,535	1,644	1,116	160	..
Canada— Via Atlantic Coast . . . . .	4	..	368	..	70	232	..	3,836	..	1,204
Western Australia . . . . .	40	..	..	..	..	3,506	..	..	..	..
Victoria . . . . .	..	25	..	67	..	..	1,749	..	2,573	..
New South Wales . . . . .	..	45	..	..	16	..	3,708	..	..	1,692
Australian Commonwealth (Total) . . . . .	40	70	..	67	16	3,506	5,457	..	2,573	1,692
Other British Possessions . . . . .	..	..	..	..	20	..	..	..	..	51
<b>TOTAL BRITISH EMPIRE</b>	<b>58,781</b>	<b>67,966</b>	<b>76,844</b>	<b>52,118</b>	<b>46,344</b>	<b>6,09,982</b>	<b>5,43,374</b>	<b>5,80,819</b>	<b>4,16,000</b>	<b>3,73,707</b>
Sweden . . . . .	502	347	106	..	30	6,191	10,847	3,255	..	215
Norway . . . . .	300	..	..	..	..	2,712	..	..	..	..
Germany . . . . .	1,211	1,279	211	992	7,899	11,177	11,690	2,882	17,038	62,196
Netherlands . . . . .	6,719	..	..	42	61	31,771	..	..	296	462
Belgium . . . . .	1,564	640	450	237	1	7,139	2,871	5,588	10,275	7
France . . . . .	..	53	2,172	13	17	..	4,137	14,872	6,341	2,699
Italy . . . . .	69,130	23,616	51,986	34,164	19,203	4,44,920	1,50,551	2,56,914	1,58,605	1,02,252
Serb-Croat Slovene State (Jugo-Slavia) . . . . .	..	..	1,702	..	275	..	..	2,088	1,797	..
Iraq Maskat Territory and Trucial Oman . . . . .	26	438	1,099	..	537	58	686	3,618	..	687
Japan . . . . .	497	14	..	..	..	2,164	508	1	..	..
Egypt . . . . .	..	..	..	..	4,139	..	..	..	..	13,853
United States of America— Via Atlantic Coast . . . . .	2,424	5,187	19,066	15,023	4,041	87,407	86,041	2,53,266	1,61,485	98,539
„ Pacific „ . . . . .	3,763	11,436	9,950	5,468	2,111	49,277	59,575	94,741	53,862	19,479
Other Foreign Countries . . . . .	452	80	..	22	6	1,176	513	..	611	314
<b>TOTAL FOREIGN COUNTRIES</b>	<b>77,588</b>	<b>43,090</b>	<b>87,342</b>	<b>56,291</b>	<b>38,644</b>	<b>6,43,902</b>	<b>3,27,419</b>	<b>6,38,125</b>	<b>4,10,305</b>	<b>3,00,703</b>
<i>Share of Bengal . . . . .</i>	<i>81,321</i>	<i>43,315</i>	<i>80,438</i>	<i>46,491</i>	<i>33,118</i>	<i>7,68,306</i>	<i>4,74,919</i>	<i>6,76,070</i>	<i>4,23,592</i>	<i>3,32,431</i>
„ Bombay . . . . .	11,360	12,273	19,494	12,371	7,179	1,72,735	1,39,640	2,20,490	99,628	53,291
„ Sind . . . . .	3,177	1,208	7,759	3,012	1,180	51,230	20,915	80,728	54,755	37,721
„ Madras . . . . .	14,049	16,373	18,245	12,891	8,397	1,40,695	1,19,455	1,90,898	1,46,293	1,17,230
„ Burma . . . . .	25,962	37,387	38,250	33,644	30,114	1,20,958	65,864	50,758	97,037	78,737
<b>TOTAL</b>	<b>136,369</b>	<b>111,056</b>	<b>164,186</b>	<b>103,409</b>	<b>84,988</b>	<b>12,53,974</b>	<b>8,70,793</b>	<b>12,18,944</b>	<b>8,26,805</b>	<b>6,74,410</b>

ARTICLES, AND COUNTRIES OF CONSIGNMENT; ALSO SHARE OF EACH PROVINCE	QUANTITY					VALUE				
	1927-28	1928-29	1929-30	1930-31	1931-32	1927-28	1928-29	1929-30	1930-31	1931-32
<b>Building and Engineering materials, other than of iron, steel or wood—continued.</b>						R	R	R	R	L
<i>Total value of Building and Engineering materials, other than of iron, steel or wood—</i>										
United Kingdom . . . . .	—	—	—	—	—	74,72,207	69,81,654	65,30,523	48,25,608	34,18,719
Aden and Dependencies . . . . .	—	—	—	—	—	..	4,202	38	5,105	10,660
Ceylon . . . . .	—	—	—	—	—	25,592	31,129	18,290	62,737	10,968
Straits Settlements (including Labuan) . . . . .	—	—	—	—	—	34,692	30,469	51,980	13,969	8,473
Hongkong . . . . .	—	—	—	—	—	31,180	544	1,099	4,986	51
Canada— Via Atlantic Coast . . . . .	—	—	—	—	—	..	..	19,087	3,708	..
“ Pacific ” . . . . .	—	—	—	—	—	..	..	..	..	1,294
British West India Islands . . . . .	—	—	—	—	—	..	..	75,738	..	66,393
Western Australia . . . . .	—	—	—	—	—	3,506	..	..	..	..
Victoria . . . . .	—	—	—	—	—	14	1,749	..	4,469	..
New South Wales . . . . .	—	—	—	—	—	25	23,636	..	..	1,704
Australian Commonwealth (Total) . . . . .	—	—	—	—	—	3,545	25,335	..	4,469	1,704
Other British Possessions	—	—	—	—	—	18	296	20	1	106
<b>TOTAL BRITISH EMPIRE</b>	—	—	—	—	—	75,67,640	70,73,679	67,02,780	49,20,583	35,18,368
Sweden . . . . .	—	—	—	—	—	6,439	11,222	7,184	5,940	3,366
Norway . . . . .	—	—	—	—	—	10,562	34,134	28,838	28,526	13,030
Denmark . . . . .	—	—	—	—	—	12,360	55,736	1,13,072	61,647	90,968
Germany . . . . .	—	—	—	—	—	3,66,256	3,57,598	4,09,102	2,55,054	2,17,055
Netherlands . . . . .	—	—	—	—	—	5,44,769	1,83,425	2,16,023	4,38,977	5,97,271
Belgium . . . . .	—	—	—	—	—	4,40,647	5,80,749	7,46,266	4,83,658	3,32,414
France . . . . .	—	—	—	—	—	1,78,845	2,00,139	1,52,712	1,29,281	86,328
Switzerland . . . . .	—	—	—	—	—	449	1,827	..	583	..
Italy . . . . .	—	—	—	—	—	13,48,577	10,13,545	13,66,719	7,25,804	5,19,692
Austria . . . . .	—	—	—	—	—	39,934	1,99,263	72,199	16,961	33,901
Czechoslovakia . . . . .	—	—	—	—	—	6,181	9,815	16,291	8,585	3,879
Serb-Croat Slovene State (Jugo-Slavia) . . . . .	—	—	—	—	—	5,701	67,841	70,577	75,361	2,18,647
Maskat Territory and Trucial Oman . . . . .	—	—	—	—	—	321	686	3,618	..	637
Other Native States in Arabia . . . . .	—	—	—	—	—	638	40	18	345	..
Iraq . . . . .	—	—	—	—	—	..	3	1,32,770	1,35,258	7
China (exclusive of Hongkong and Macao) . . . . .	—	—	—	—	—	2,720	575	3,157	1,739	..
Japan . . . . .	—	—	—	—	—	5,03,433	6,62,831	8,14,298	13,77,744	11,39,153
Egypt . . . . .	—	—	—	—	—	1,73,175	7,23,244	8,62,890	8,98,957	8,83,207
United States of America— Via Atlantic Coast . . . . .	—	—	—	—	—	12,87,241	4,94,969	3,32,135	8,93,498	5,79,580
“ Pacific ” . . . . .	—	—	—	—	—	3,83,395	5,18,656	2,93,401	5,24,323	1,37,834
Mexico . . . . .	—	—	—	—	—	..	..	..	..	1,866
Other Foreign Countries	—	—	—	—	—	861	923	241	1,093	839
<b>TOTAL FOREIGN COUNTRIES</b>	—	—	—	—	—	53,11,866	51,22,281	67,41,493	60,67,634	48,59,724
Share of Bengal . . . . .	—	—	—	—	—	37,63,591	34,45,574	41,87,540	29,06,589	15,92,641
“ Bombay . . . . .	—	—	—	—	—	26,69,828	22,26,735	38,61,631	22,14,360	19,55,176
“ Sind . . . . .	—	—	—	—	—	7,44,004	5,11,244	6,93,067	4,38,090	6,66,159
“ Madras . . . . .	—	—	—	—	—	13,79,135	24,63,087	24,26,429	21,31,126	19,36,746
“ Burma . . . . .	—	—	—	—	—	33,22,948	35,45,320	32,76,696	32,99,052	20,27,371
<b>TOTAL</b>	—	—	—	—	—	1,28,79,506	1,21,95,960	1,34,44,273	1,09,88,217	88,78,092
<b>Buttons of all sorts— Metal (III. V)—</b>										
United Kingdom . . . . .	—	—	—	—	—	1,06,886	92,156	1,15,524	48,253	63,873
Other British Possessions	—	—	—	—	—	116	140	150	22	74
<b>TOTAL BRITISH EMPIRE</b>	—	—	—	—	—	1,07,002	92,296	1,15,674	48,275	63,947

No. 13—continued.

ARTICLES, AND COUNTRIES OF CONSIGNMENT; ALSO SHARE OF EACH PROVINCE	QUANTITY					VALUE				
	1927-28	1928-29	1929-30	1930-31	1931-32	1927-28	1928-29	1929-30	1930-31	1931-32
						R	R	R	R	R
<b>Buttons of all sorts—continued</b>										
<b>Metal (III. V)—continued</b>										
Germany . . . . .	—	—	—	—	—	4,94,722	5,75,863	4,18,188	2,16,757	2,13,008
Belgium . . . . .	—	—	—	—	—	6,481	2,183	..	804	1,130
France . . . . .	—	—	—	—	—	2,900	4,027	3,524	4,746	403
Italy . . . . .	—	—	—	—	—	8,049	7,363	4,346	8,136	9,646
Austria . . . . .	—	—	—	—	—	46,837	22,483	10,903	4,399	4,009
Czechoslovakia . . . . .	—	—	—	—	—	3,44,628	3,03,496	3,51,179	3,27,177	3,10,520
Serb-Croat Slovene State (Jugo-Slavia) . . . . .	—	—	—	—	—	1,427	..	..	..	..
China (exclusive of Hongkong and Macao) . . . . .	—	—	—	—	—	1,162	564	794	..	790
Japan . . . . .	—	—	—	—	—	9,242	12,220	2,401	3,632	436
United States of America—										
Via Atlantic Coast . . . . .	—	—	—	—	—	86,726	34,929	1,03,319	55,425	30,711
" Pacific " . . . . .	—	—	—	—	—	300	331	..	..	..
Other Foreign Countries . . . . .	—	—	—	—	—	407	..	726	2	1,028
<b>TOTAL FOREIGN COUNTRIES</b>	—	—	—	—	—	10,01,331	9,64,509	8,95,380	6,21,138	5,72,281
<b>Share of Bengal . . . . .</b>	—	—	—	—	—	1,57,577	1,79,370	2,02,416	1,06,049	1,51,344
" Bombay . . . . .	—	—	—	—	—	7,36,421	6,89,000	5,53,935	3,66,743	3,74,599
" Sind . . . . .	—	—	—	—	—	44,539	35,252	27,527	16,068	29,388
" Madras . . . . .	—	—	—	—	—	86,840	1,07,410	1,67,344	96,529	52,419
" Burma . . . . .	—	—	—	—	—	82,966	45,773	54,772	44,024	28,433
<b>TOTAL</b>	—	—	—	—	—	11,08,333	10,56,805	10,11,054	6,69,418	6,36,233
<b>Other sorts (III. V)—</b>										
United Kingdom . . . . .	—	—	—	—	—	73,893	52,706	63,974	32,908	23,209
Hongkong . . . . .	—	—	—	—	—	659	323	712	8,992	359
Other British Possessions . . . . .	—	—	—	—	—	322	1,445	393	201	79
<b>TOTAL BRITISH EMPIRE</b>	—	—	—	—	—	75,074	54,474	65,079	42,103	23,647
Germany . . . . .	—	—	—	—	—	2,33,677	1,39,678	1,53,731	1,08,089	56,398
Netherlands . . . . .	—	—	—	—	—	..	699	3,942	1,026	314
Belgium . . . . .	—	—	—	—	—	25,545	14,364	7,691	5,280	2,263
France . . . . .	—	—	—	—	—	36,198	40,582	35,708	25,314	35,481
Italy . . . . .	—	—	—	—	—	5,36,069	9,45,769	5,98,385	2,96,915	3,23,003
Austria . . . . .	—	—	—	—	—	17,749	8,127	17,274	2,477	602
Czechoslovakia . . . . .	—	—	—	—	—	1,32,739	1,11,887	1,72,073	81,598	46,656
Native States in Arabia other than Maskat Territory and Trucial Oman . . . . .	—	—	—	—	—	..	16,000	..	..	..
China (exclusive of Hongkong and Macao) . . . . .	—	—	—	—	—	521	43	740	19,936	438
Japan . . . . .	—	—	—	—	—	8,87,822	8,96,909	8,26,747	5,32,839	4,23,887
United States of America—										
Via Atlantic Coast . . . . .	—	—	—	—	—	1,04,044	13,630	3,710	3,357	4,141
Other Foreign Countries . . . . .	—	—	—	—	—	452	251	..	231	5
<b>TOTAL FOREIGN COUNTRIES</b>	—	—	—	—	—	19,74,316	21,87,339	18,20,001	10,75,562	8,04,088
<b>Share of Bengal . . . . .</b>	—	—	—	—	—	6,01,305	7,14,360	6,95,802	4,84,307	3,34,166
" Bombay . . . . .	—	—	—	—	—	7,64,232	8,30,393	5,44,203	2,28,260	2,49,903
" Sind . . . . .	—	—	—	—	—	3,81,968	4,42,440	3,16,136	1,92,690	1,83,716
" Madras . . . . .	—	—	—	—	—	86,817	32,043	77,507	30,420	28,803
" Burma . . . . .	—	—	—	—	—	2,15,568	1,72,123	2,51,432	1,81,458	71,143
<b>TOTAL</b>	—	—	—	—	—	20,49,890	22,42,363	18,85,080	11,17,665	9,17,735

GENERAL IMPORTS

ARTICLES, AND COUNTRIES OF CONSIGNMENT; ALSO SHARE OF EACH PROVINCE	QUANTITY					VALUE				
	1927-28	1928-29	1929-30	1930-31	1931-32	1927-28	1928-29	1929-30	1930-31	1931-32
<b>Buttons of all sorts—concluded</b>						R	R	R	R	R
<i>Total value of Buttons of all sorts—</i>										
United Kingdom . . . . .	—	—	—	—	—	1,80,779	1,44,862	1,79,498	81,156	87,087
Hongkong . . . . .	—	—	—	—	—	859	323	712	9,001	866
Total British Possessions . . . . .	—	—	—	—	—	488	1,585	549	221	146
<b>TOTAL BRITISH EMPIRE</b>	—	—	—	—	—	1,82,076	1,46,770	1,80,759	90,378	87,599
Germany . . . . .	—	—	—	—	—	7,28,399	7,15,541	5,71,919	3,22,846	2,70,006
Netherlands . . . . .	—	—	—	—	—	..	699	3,942	1,026	951
Belgium . . . . .	—	—	—	—	—	31,976	16,497	7,691	6,144	3,393
France . . . . .	—	—	—	—	—	39,098	45,159	39,232	30,060	35,884
Italy . . . . .	—	—	—	—	—	5,44,118	9,58,632	6,02,731	3,05,051	3,33,549
Austria . . . . .	—	—	—	—	—	63,086	30,610	28,177	6,876	4,611
Czechoslovakia . . . . .	—	—	—	—	—	4,77,367	4,15,383	5,23,252	4,08,775	3,57,376
Serb-Croat Slovene State (Jugo-Slavia) . . . . .	—	—	—	—	—	1,427	..	..	231	..
Native States in Arabia <i>other</i> <i>than</i> Maskat Territory and Trucial Oman . . . . .	—	—	—	—	—	..	16,000	..	..	..
China ( <i>exclusive of</i> Hongkong <i>and</i> Macao) . . . . .	—	—	—	—	—	1,683	607	1,534	19,936	1,223
Japan . . . . .	—	—	—	—	—	8,97,064	9,09,129	8,29,148	5,86,471	4,24,323
United States of America— <i>Via</i> Atlantic Coast . . . . .	—	—	—	—	—	1,90,770	48,559	1,07,029	59,282	1,31,852
“ Pacific “ . . . . .	—	—	—	—	—	300	331	..	..	..
Other Foreign Countries . . . . .	—	—	—	—	—	859	251	726	2	396
<b>TOTAL FOREIGN COUNTRIES</b>	—	—	—	—	—	29,76,147	31,52,398	27,15,381	16,96,700	14,65,369
<i>Share of Bengal . . . . .</i>	—	—	—	—	—	7,53,832	3,94,230	3,98,213	6,30,856	15,35,510
“ <i>Bombay . . . . .</i>	—	—	—	—	—	15,00,853	15,19,398	11,03,138	5,95,003	6,24,603
“ <i>Sind . . . . .</i>	—	—	—	—	—	4,26,507	4,77,692	3,43,723	2,08,758	2,13,103
“ <i>Madras . . . . .</i>	—	—	—	—	—	1,73,557	1,39,452	2,44,851	1,36,949	1,31,227
“ <i>Burma . . . . .</i>	—	—	—	—	—	2,98,524	2,17,896	3,06,204	1,25,512	99,626
<b>TOTAL</b>	—	—	—	—	—	31,58,223	32,99,168	28,96,184	17,87,078	15,53,968
<b>hurdles of all kinds (III. V)—</b>	Lbs.	Lbs.	Lbs.	Lbs.	Lbs.					
United Kingdom . . . . .	439,798	185,331	324,659	165,451	138,504	2,12,985	98,979	1,53,367	81,496	1,07,719
Straits Settlements ( <i>including</i> <i>Labuan</i> ) . . . . .	8,945	3,993	7,854	4,299	6,716	4,708	1,461	2,616	1,611	1,756
Other British Possessions . . . . .	779	5,047	216	106	833	461	1,278	86	48	424
<b>TOTAL BRITISH EMPIRE</b>	449,522	194,371	332,729	169,856	146,053	2,18,154	1,01,718	1,56,069	83,155	69,899
Germany . . . . .	42,599	24,954	50,746	19,308	41,227	15,022	8,755	19,053	8,762	5,308
Netherlands . . . . .	32,641	60,444	49,475	28,043	10,110	8,055	16,309	14,352	7,426	2,534
Belgium . . . . .	188,117	183,326	132,399	66,250	63,232	66,568	60,552	62,399	28,002	19,871
Italy . . . . .	1,868	110	3,569	10,511	3,506	1,000	53	2,730	3,657	1,162
Siam . . . . .	49,425	..	61	2	70	16,493	..	31	1	22
Other Foreign Countries . . . . .	3,498	8,703	2,222	7,597	86,244	1,713	2,922	1,533	1,967	13,730
<b>TOTAL FOREIGN COUNTRIES</b>	318,148	277,537	273,492	131,711	204,389	1,08,346	88,592	1,00,102	49,815	42,677
<i>Share of Bengal . . . . .</i>	181,574	103,922	184,405	94,490	116,936	69,202	41,143	64,756	41,642	1,30,470
“ <i>Bombay . . . . .</i>	59,750	59,129	61,978	26,527	25,070	31,491	30,940	29,191	14,396	12,857
“ <i>Sind . . . . .</i>	145,537	174,143	87,665	41,419	26,380	54,296	59,313	35,548	14,042	11,575
“ <i>Madras . . . . .</i>	232,474	113,842	251,608	116,755	33,446	1,37,697	51,798	1,16,573	64,346	30,702
“ <i>Burma . . . . .</i>	98,235	15,372	20,505	22,376	98,110	34,313	7,111	10,103	8,544	17,072
<b>TOTAL</b>	767,670	471,908	606,221	301,567	350,442	3,27,000	1,90,310	2,56,171	1,32,970	1,12,676

No. 13—continued

ARTICLES AND COUNTRIES OF CONSIGNMENT; ALSO SHARE OF EACH PROVINCE	QUANTITY					VALUE				
	1927-28	1928-29	1929-30	1930-31	1931-32	1927-28	1928-29	1929-30	1930-31	1931-32
<b>Ganes and Rattans (II. S)—</b>										
United Kingdom . . . . .	Cwts. 14	Cwts. 15	Cwts. 2	Cwts. 179	Cwts. 202	₹ 596	₹ 1,502	₹ 327	₹ 4,265	₹ 4,823
Ceylon . . . . .	36	67	15	16	19	1,318	2,149	615	436	536
Strait Settlements (including Labuan) . . . . .	85,044	23,709	37,033	31,532	30,663	5,27,792	4,16,230	5,10,181	4,32,185	4,01,023
Hongkong . . . . .	219	217	220	335	247	12,923	13,596	11,197	21,052	13,705
Other British Possessions . . . . .	..	..	..	44	..	..	9	..	777	..
<b>TOTAL BRITISH EMPIRE . . . . .</b>	<b>85,313</b>	<b>29,068</b>	<b>37,270</b>	<b>32,206</b>	<b>31,131</b>	<b>5,42,629</b>	<b>4,33,486</b>	<b>5,22,320</b>	<b>4,53,705</b>	<b>4,20,092</b>
<b>Other Foreign Countries</b>										
Iraq . . . . .	236	..	..	..	..	2,325	..	..	..	..
Java . . . . .	160	..	..	162	410	4,331	..	..	1,907	2,717
Celebes and other Islands . . . . .	906	984	380	1,283	155	9,942	8,320	2,268	7,276	1,886
Siam . . . . .	97	40	44	96	..	1,289	484	410	852	..
Indo-China (including Cochinchina, Cambodia, Annam, Tonkin and French leased territories in China) . . . . .	..	205	..	..	..	..	2,050	..	..	..
China (exclusive of Hongkong and Macao) . . . . .	41	20	235	63	8	1,202	410	2,905	4,692	470
Japan . . . . .	384	..	26	40	..	6,021	..	282	1,290	..
United States of America— Via Atlantic Coast . . . . .	156	..	206	..	..	1,872	..	1,400	..	..
Other Foreign Countries . . . . .	1	25	37	..	..	10	249	430	..	..
<b>TOTAL FOREIGN COUNTRIES . . . . .</b>	<b>1,981</b>	<b>1,274</b>	<b>928</b>	<b>1,649</b>	<b>573</b>	<b>27,992</b>	<b>11,513</b>	<b>7,695</b>	<b>15,917</b>	<b>4,573</b>
<b>Share of Bengal . . . . .</b>	<b>10,492</b>	<b>6,713</b>	<b>7,190</b>	<b>6,914</b>	<b>3,953</b>	<b>1,66,276</b>	<b>1,03,297</b>	<b>1,17,566</b>	<b>1,27,029</b>	<b>65,990</b>
" Bombay . . . . .	22,467	19,048	26,500	21,544	23,320	3,10,563	2,45,070	3,10,633	2,38,724	2,53,392
" Sind . . . . .	766	1,093	753	2,444	1,743	6,713	11,036	14,221	33,023	26,505
" Madras . . . . .	1,557	1,556	2,073	1,814	2,152	36,036	32,798	44,075	36,545	42,189
" Burma . . . . .	2,022	1,372	1,677	1,139	1,131	51,033	52,798	43,520	39,301	31,109
<b>TOTAL . . . . .</b>	<b>37,294</b>	<b>30,282</b>	<b>38,198</b>	<b>33,855</b>	<b>31,704</b>	<b>5,70,621</b>	<b>4,44,999</b>	<b>5,30,015</b>	<b>4,74,622</b>	<b>4,24,665</b>
<b>Chalk, French (II. B)—</b>										
United Kingdom . . . . .	Cwts. 789	Cwts. 731	Cwts. 2,527	Cwts. 792	Cwts. 671	₹ 17,749	₹ 10,707	₹ 15,909	₹ 8,230	₹ 6,256
Other British Possessions . . . . .	..	1	16	..	1	2	32	270	..	27
<b>TOTAL BRITISH EMPIRE . . . . .</b>	<b>789</b>	<b>732</b>	<b>2,543</b>	<b>792</b>	<b>672</b>	<b>17,751</b>	<b>10,739</b>	<b>16,179</b>	<b>8,230</b>	<b>6,283</b>
<b>Other Foreign Countries</b>										
France . . . . .	2,127	333	2,115	250	500	8,365	2,179	8,481	1,266	2,522
Other Foreign Countries . . . . .	8	61	47	84	18	159	253	560	973	232
<b>TOTAL FOREIGN COUNTRIES . . . . .</b>	<b>2,135</b>	<b>444</b>	<b>2,162</b>	<b>334</b>	<b>518</b>	<b>9,024</b>	<b>2,432</b>	<b>9,041</b>	<b>2,239</b>	<b>2,804</b>
<b>Share of Bengal . . . . .</b>	<b>163</b>	<b>351</b>	<b>2,035</b>	<b>498</b>	<b>350</b>	<b>1,375</b>	<b>2,343</b>	<b>5,981</b>	<b>3,698</b>	<b>2,378</b>
" Bombay . . . . .	2,457	537	2,321	347	634	20,136	5,297	13,919	2,579	4,017
" Sind . . . . .	76	73	45	47	73	1,426	2,196	992	889	1,014
" Madras . . . . .	169	167	150	115	75	2,437	2,727	2,913	1,779	1,012
" Burma . . . . .	59	48	104	119	58	351	608	1,415	1,524	366
<b>TOTAL . . . . .</b>	<b>2,924</b>	<b>1,176</b>	<b>4,705</b>	<b>1,126</b>	<b>1,190</b>	<b>26,775</b>	<b>13,171</b>	<b>25,220</b>	<b>10,469</b>	<b>9,087</b>

ARTICLES, AND COUNTRIES OF CONSIGNMENT; ALSO SHARE OF EACH PROVINCE	QUANTITY					VALUE				
	1927-28	1928-29	1929-30	1930-31	1931-32	1927-28	1928-29	1929-30	1930-31	1931-32
Chemicals and chemical preparations (excluding chemical manures and medicines)—						R	R	R	R	R
<i>Acids—</i>										
Acetic (pyroligneous acid) (III. C)—	Cwts.	Cwts.	Cwts.	Cwts.	Cwts.					
United Kingdom . . . . .	96	87	123	373	1,640	4,548	5,725	5,498	12,712	43,150
Ceylon . . . . .	2	..	..	..	..	65	..	..	..	..
Straits Settlements (including Labuan) . . . . .	161	103	95	72	107	9,115	5,576	4,868	2,750	3,362
<b>TOTAL BRITISH EMPIRE</b> . . . . .	<b>259</b>	<b>190</b>	<b>218</b>	<b>445</b>	<b>1,747</b>	<b>13,728</b>	<b>11,301</b>	<b>10,366</b>	<b>15,462</b>	<b>46,512</b>
Germany . . . . .	1,565	2,024	1,398	1,960	1,618	58,953	70,208	53,416	63,833	44,332
Netherlands . . . . .	677	844	737	396	278	26,200	32,031	28,552	13,357	7,152
Belgium . . . . .	40	95	22	99	..	1,550	3,752	1,570	3,244	..
Switzerland . . . . .	402	231	579	356	59	13,466	9,447	22,242	11,778	1,501
Italy . . . . .	30	80	380	20	..	1,115	4,168	13,794	730	..
Austria . . . . .	90	..	20	..	..	3,438	..	770	..	..
Japan . . . . .	36	13	2	9	5	1,883	808	135	497	273
United States of America— Via Atlantic Coast . . . . .	..	..	22	..	564	..	..	800	..	3,239
Other Foreign Countries . . . . .	..	..	..	..	..	..	..	..	..	9
<b>TOTAL FOREIGN COUNTRIES</b> . . . . .	<b>2,840</b>	<b>3,287</b>	<b>3,160</b>	<b>2,840</b>	<b>2,519</b>	<b>1,06,665</b>	<b>1,20,414</b>	<b>1,21,279</b>	<b>93,439</b>	<b>61,556</b>
<i>Share of Bengal . . . . .</i>	<i>562</i>	<i>927</i>	<i>815</i>	<i>730</i>	<i>547</i>	<i>18,118</i>	<i>28,605</i>	<i>30,296</i>	<i>23,012</i>	<i>16,159</i>
" <i>Bombay . . . . .</i>	<i>1,466</i>	<i>1,358</i>	<i>1,116</i>	<i>1,288</i>	<i>2,391</i>	<i>54,333</i>	<i>53,733</i>	<i>41,661</i>	<i>39,099</i>	<i>55,395</i>
" <i>Sind . . . . .</i>	<i>234</i>	<i>230</i>	<i>444</i>	<i>541</i>	<i>396</i>	<i>9,598</i>	<i>8,786</i>	<i>18,019</i>	<i>19,041</i>	<i>10,546</i>
" <i>Madras . . . . .</i>	<i>347</i>	<i>461</i>	<i>536</i>	<i>318</i>	<i>630</i>	<i>14,315</i>	<i>19,337</i>	<i>21,451</i>	<i>12,298</i>	<i>17,254</i>
" <i>Burma . . . . .</i>	<i>490</i>	<i>501</i>	<i>463</i>	<i>408</i>	<i>302</i>	<i>22,974</i>	<i>21,154</i>	<i>20,218</i>	<i>15,451</i>	<i>3,714</i>
<b>TOTAL</b> . . . . .	<b>3,099</b>	<b>3,477</b>	<b>3,378</b>	<b>3,285</b>	<b>4,266</b>	<b>1,20,388</b>	<b>1,31,715</b>	<b>1,31,645</b>	<b>1,08,901</b>	<b>1,08,068</b>
<i>Carbolic (III. C)—</i>	<i>Cwts.</i>	<i>Cwts.</i>	<i>Cwts.</i>	<i>Cwts.</i>	<i>Cwts.</i>					
United Kingdom . . . . .	1,322	865	601	545	496	50,253	30,509	46,785	25,288	19,758
Other British Possessions . . . . .	..	..	1	..	..	..	..	51	..	..
<b>TOTAL BRITISH EMPIRE</b> . . . . .	<b>1,322</b>	<b>865</b>	<b>602</b>	<b>545</b>	<b>496</b>	<b>50,253</b>	<b>30,509</b>	<b>46,836</b>	<b>25,288</b>	<b>19,758</b>
Germany . . . . .	32	77	8	102	146	1,177	4,077	1,154	4,859	7,394
Netherlands . . . . .	1	63	1	20	6	139	2,719	42	918	740
Other Foreign Countries . . . . .	46	1	..	..	..	1,099	65	..	12	2
<b>TOTAL FOREIGN COUNTRIES</b> . . . . .	<b>79</b>	<b>141</b>	<b>9</b>	<b>122</b>	<b>152</b>	<b>2,415</b>	<b>6,861</b>	<b>1,196</b>	<b>5,789</b>	<b>8,136</b>
<i>Share of Bengal . . . . .</i>	<i>756</i>	<i>458</i>	<i>225</i>	<i>341</i>	<i>343</i>	<i>31,311</i>	<i>19,535</i>	<i>17,715</i>	<i>18,521</i>	<i>15,812</i>
" <i>Bombay . . . . .</i>	<i>302</i>	<i>244</i>	<i>83</i>	<i>70</i>	<i>165</i>	<i>7,379</i>	<i>3,741</i>	<i>17,020</i>	<i>3,432</i>	<i>5,343</i>
" <i>Sind . . . . .</i>	<i>7</i>	<i>21</i>	<i>2</i>	<i>57</i>	<i>31</i>	<i>510</i>	<i>1,053</i>	<i>175</i>	<i>2,290</i>	<i>1,525</i>
" <i>Madras . . . . .</i>	<i>51</i>	<i>90</i>	<i>36</i>	<i>37</i>	<i>34</i>	<i>1,713</i>	<i>3,715</i>	<i>3,726</i>	<i>3,238</i>	<i>2,550</i>
" <i>Burma . . . . .</i>	<i>285</i>	<i>193</i>	<i>260</i>	<i>172</i>	<i>75</i>	<i>10,755</i>	<i>4,276</i>	<i>9,398</i>	<i>3,546</i>	<i>2,164</i>
<b>TOTAL</b> . . . . .	<b>1,401</b>	<b>1,006</b>	<b>611</b>	<b>667</b>	<b>648</b>	<b>52,668</b>	<b>37,370</b>	<b>48,032</b>	<b>31,077</b>	<b>27,894</b>
<i>Citric (III. C)—</i>	<i>Cwts.</i>	<i>Cwts.</i>	<i>Cwts.</i>	<i>Cwts.</i>	<i>Cwts.</i>					
United Kingdom . . . . .	92	219	243	376	299	12,345	36,190	41,972	51,280	25,356
Hongkong . . . . .	..	36	..	..	..	..	3,130	..	..	..
Other British Possessions . . . . .	..	..	..	..	..	..	..	..	..	29
<b>TOTAL BRITISH EMPIRE</b> . . . . .	<b>92</b>	<b>255</b>	<b>243</b>	<b>376</b>	<b>299</b>	<b>12,345</b>	<b>39,320</b>	<b>41,972</b>	<b>51,280</b>	<b>25,385</b>
Germany . . . . .	13	3	23	44	36	1,620	702	3,234	6,209	2,607
Netherlands . . . . .	40	..	..	6	..	3,125	..	31	936	21
France . . . . .	..	..	1	25	15	..	..	211	2,908	1,105
Switzerland . . . . .	..	..	..	48	..	..	..	..	3,778	..
Italy . . . . .	182	193	271	140	236	19,469	25,418	40,718	17,272	22,091
Austria . . . . .	..	..	..	15	..	..	..	..	1,637	..
Other Foreign Countries . . . . .	..	..	..	..	..	..	..	..	28	..
<b>TOTAL FOREIGN COUNTRIES</b> . . . . .	<b>235</b>	<b>196</b>	<b>295</b>	<b>287</b>	<b>339</b>	<b>24,214</b>	<b>26,120</b>	<b>44,244</b>	<b>32,818</b>	<b>25,824</b>
<i>Share of Bengal . . . . .</i>	<i>143</i>	<i>267</i>	<i>297</i>	<i>437</i>	<i>337</i>	<i>16,491</i>	<i>33,668</i>	<i>46,332</i>	<i>54,313</i>	<i>26,656</i>
" <i>Bombay . . . . .</i>	<i>57</i>	<i>90</i>	<i>111</i>	<i>105</i>	<i>133</i>	<i>6,535</i>	<i>10,903</i>	<i>17,005</i>	<i>11,691</i>	<i>13,906</i>
" <i>Sind . . . . .</i>	<i>16</i>	<i>15</i>	<i>32</i>	<i>16</i>	<i>40</i>	<i>1,920</i>	<i>1,314</i>	<i>4,369</i>	<i>2,347</i>	<i>3,469</i>
" <i>Madras . . . . .</i>	<i>19</i>	<i>27</i>	<i>17</i>	<i>22</i>	<i>13</i>	<i>2,695</i>	<i>4,642</i>	<i>2,934</i>	<i>3,860</i>	<i>1,695</i>
" <i>Burma . . . . .</i>	<i>37</i>	<i>52</i>	<i>36</i>	<i>33</i>	<i>60</i>	<i>9,359</i>	<i>9,413</i>	<i>14,476</i>	<i>11,337</i>	<i>5,433</i>
<b>TOTAL</b> . . . . .	<b>327</b>	<b>451</b>	<b>543</b>	<b>663</b>	<b>638</b>	<b>37,059</b>	<b>65,440</b>	<b>86,216</b>	<b>84,098</b>	<b>51,209</b>



No. 13—continued.

ARTICLES, AND COUNTRIES OF CONSIGNMENT; ALSO SHARE OF EACH PROVINCE	QUANTITY					VALUE				
	1927-28	1928-29	1929-30	1930-31	1931-32	1927-28	1928-29	1929-30	1930-31	1931-32
<b>Chemicals and chemical preparations (excluding chemical manures and medicines)— Acids—continued. Nitric (III. O)—</b>						R	R	R	R	R
	Cwts.	Cwts.	Cwts.	Cwts.	Cwts.					
United Kingdom . . . . .	331	302	358	434	737	18,168	15,283	19,070	10,513	28,678
Ceylon . . . . .	..	..	..	..	9	..	..	1	..	356
Straits Settlements (including Labuan) . . . . .	52	19	..	..	..	811	1,095	5	..	..
<b>TOTAL BRITISH EMPIRE</b>	<b>383</b>	<b>321</b>	<b>358</b>	<b>434</b>	<b>746</b>	<b>18,479</b>	<b>16,378</b>	<b>19,076</b>	<b>10,513</b>	<b>29,034</b>
Norway . . . . .	..	..	..	..	3,273	..	..	..	..	63,064
Germany . . . . .	33	657	1,766	3,955	6,090	3,366	16,964	39,418	77,839	1,22,397
Netherlands . . . . .	8	6	64	17	27	947	469	3,201	1,474	681
Belgium . . . . .	..	..	..	..	44	..	..	..	..	1,018
Other Foreign Countries . . . . .	6	4	60	..	..	205	348	956	..	..
<b>TOTAL FOREIGN COUNTRIES</b>	<b>47</b>	<b>667</b>	<b>1,890</b>	<b>3,972</b>	<b>10,034</b>	<b>4,518</b>	<b>17,781</b>	<b>43,575</b>	<b>79,318</b>	<b>1,88,050</b>
<i>Share of Bengal</i> . . . . .	21	40	102	1,063	1,280	1,396	1,767	5,668	22,633	21,607
" <i>Bombay</i> . . . . .	6	527	1,431	2,119	4,569	327	11,338	27,373	36,577	82,523
" <i>Sind</i> . . . . .	95	198	227	459	315	5,433	3,424	3,729	15,003	10,313
" <i>Madras</i> . . . . .	20	49	168	552	4,398	2,549	2,941	6,571	14,777	94,311
" <i>Burma</i> . . . . .	288	174	320	213	218	13,292	9,139	14,310	9,536	7,830
<b>TOTAL</b>	<b>430</b>	<b>988</b>	<b>2,248</b>	<b>4,406</b>	<b>10,780</b>	<b>22,997</b>	<b>34,159</b>	<b>62,651</b>	<b>98,626</b>	<b>2,17,084</b>
<b>Oxalic (III. O)—</b>	Cwts.	Cwts.	Cwts.	Cwts.	Cwts.					
United Kingdom . . . . .	85	397	20	564	10	2,049	9,496	700	13,648	449
Germany . . . . .	1,786	1,272	1,562	1,536	559	40,369	29,648	33,414	36,668	14,703
Netherlands . . . . .	241	696	665	100	548	5,714	16,989	15,711	2,392	14,595
Belgium . . . . .	84	..	10	160	..	1,837	..	242	3,705	..
Other Foreign Countries . . . . .	..	..	..	..	..	24	..	..	..	..
<b>TOTAL FOREIGN COUNTRIES</b>	<b>2,111</b>	<b>1,968</b>	<b>2,237</b>	<b>1,796</b>	<b>1,107</b>	<b>47,944</b>	<b>46,637</b>	<b>54,367</b>	<b>42,765</b>	<b>29,298</b>
<i>Share of Bengal</i> . . . . .	109	34	24	304	101	2,407	2,116	5,867	7,319	3,056
" <i>Bombay</i> . . . . .	762	716	566	790	263	10,461	15,863	14,395	13,053	7,093
" <i>Sind</i> . . . . .	501	395	376	466	433	12,621	9,985	8,950	11,042	11,442
" <i>Madras</i> . . . . .	473	356	635	400	..	10,677	3,480	15,215	9,779	7
" <i>Burma</i> . . . . .	346	314	439	400	310	7,327	19,684	10,640	9,620	3,149
<b>TOTAL</b>	<b>2,196</b>	<b>2,365</b>	<b>2,257</b>	<b>2,360</b>	<b>1,117</b>	<b>49,993</b>	<b>56,133</b>	<b>55,067</b>	<b>56,413</b>	<b>29,747</b>
<b>Sulphuric (III. O)—</b>	Cwts.	Cwts.	Cwts.	Cwts.	Cwts.					
United Kingdom . . . . .	2,197	237	548	314	404	44,383	8,906	8,875	10,431	6,865
Other British Possessions . . . . .	51	..	3	..	23	493	..	56	..	715
<b>TOTAL BRITISH EMPIRE</b>	<b>2,248</b>	<b>237</b>	<b>551</b>	<b>314</b>	<b>427</b>	<b>44,881</b>	<b>8,906</b>	<b>8,931</b>	<b>10,431</b>	<b>7,580</b>
Sweden . . . . .	..	..	..	100	..	..	..	..	1,261	..
Germany . . . . .	816	2,065	1,384	1,283	227	13,765	27,655	13,323	17,316	6,894
Netherlands . . . . .	212	2,463	7,936	11,186	4,641	2,849	21,622	52,576	66,376	30,123
Belgium . . . . .	22	106	4,232	..	225	245	2,274	23,323	..	1,351
France . . . . .	12	25	..	520	..	503	1,940	..	3,064	..
Iraq . . . . .	..	..	..	120	..	..	..	..	1,450	..
United States of America— Vtd Atlantic Coast . . . . .	62	22	..	..	..	1,640	543	..	..	16
Other Foreign Countries . . . . .	..	..	2	..	44	65	..	22	..	415
<b>TOTAL FOREIGN COUNTRIES</b>	<b>1,124</b>	<b>4,686</b>	<b>13,554</b>	<b>13,209</b>	<b>5,137</b>	<b>19,072</b>	<b>54,034</b>	<b>94,254</b>	<b>89,467</b>	<b>38,804</b>
<i>Share of Bengal</i> . . . . .	65	62	37	78	227	2,712	1,839	4,170	3,033	3,620
" <i>Bombay</i> . . . . .	936	4,203	4,746	4,109	1,333	8,029	39,544	34,140	32,394	14,494
" <i>Sind</i> . . . . .	2,147	303	519	463	262	45,957	12,149	10,363	10,035	3,691
" <i>Madras</i> . . . . .	31	277	120	393	2,971	2,508	6,317	4,091	5,957	22,921
" <i>Burma</i> . . . . .	143	78	3,633	3,430	226	4,749	3,041	50,421	47,374	1,653
<b>TOTAL</b>	<b>3,372</b>	<b>4,923</b>	<b>14,105</b>	<b>13,523</b>	<b>5,564</b>	<b>63,953</b>	<b>62,940</b>	<b>1,03,185</b>	<b>90,393</b>	<b>40,384</b>

ARTICLES, AND COUNTRIES OF CONSIGNMENT; ALSO SHARE OF EACH PROVINCE	QUANTITY					VALUE				
	1927-28	1928-29	1929-30	1930-31	1931-32	1927-28	1928-29	1929-30	1930-31	1931-32
Chemicals and chemical preparations (excluding chemical manures and medicines)—continued.						R	R	R	R	R
<i>Acids—continued</i>										
<i>Tartaric (III. C)—</i>	Cwts.	Cwts.	Cwts.	Cwts.	Cwts.					
United Kingdom . . . . .	309	264	292	384	408	32,700	32,080	35,793	35,430	36,201
Ceylon . . . . .	..	..	..	10	..	..	..	..	1,122	..
Other British Possessions . . . . .	16	1	..	..	..	803	64	..	..	1
<b>TOTAL BRITISH EMPIRE</b> . . . . .	<b>325</b>	<b>265</b>	<b>292</b>	<b>394</b>	<b>408</b>	<b>33,503</b>	<b>32,144</b>	<b>35,793</b>	<b>36,552</b>	<b>36,202</b>
Germany . . . . .	96	748	410	337	544	7,805	58,746	40,987	29,541	44,443
Netherlands . . . . .	50	101	41	2	30	3,561	9,806	4,102	322	2,244
Belgium . . . . .	..	..	..	66	..	..	..	..	6,104	..
France . . . . .	20	95	364	889	834	1,511	9,170	34,620	74,910	62,646
Spain . . . . .	..	..	..	45	..	..	..	..	4,253	..
Italy . . . . .	1,125	1,500	1,609	1,519	562	98,148	1,43,164	1,62,845	1,39,046	42,284
Austria . . . . .	25	235	152	91	30	1,920	23,368	15,037	8,984	2,217
Other Foreign Countries . . . . .	..	44	..	..	..	..	662	..	1	35
<b>TOTAL FOREIGN COUNTRIES</b> . . . . .	<b>1,816</b>	<b>2,723</b>	<b>2,576</b>	<b>2,899</b>	<b>2,000</b>	<b>1,12,945</b>	<b>2,39,916</b>	<b>2,57,681</b>	<b>2,63,161</b>	<b>1,53,809</b>
<i>Share of Bengal . . . . .</i>	<i>93</i>	<i>635</i>	<i>421</i>	<i>447</i>	<i>493</i>	<i>3,537</i>	<i>47,901</i>	<i>45,242</i>	<i>41,890</i>	<i>41,127</i>
" Bombay . . . . .	619	1,040	993	897	911	51,939	90,364	97,680	79,929	74,555
" Sind . . . . .	719	991	1,099	1,579	798	65,000	1,02,843	1,11,441	1,46,086	58,033
" Madras . . . . .	155	212	298	317	163	15,610	21,978	31,776	25,331	12,302
" Burma . . . . .	55	110	57	53	43	5,312	8,969	7,335	5,977	4,114
<b>TOTAL</b> . . . . .	<b>1,641</b>	<b>2,988</b>	<b>2,868</b>	<b>3,293</b>	<b>2,408</b>	<b>1,46,448</b>	<b>2,72,060</b>	<b>2,93,474</b>	<b>2,99,713</b>	<b>1,90,181</b>
<i>Other sorts (III. C)—</i>	Cwts.	Cwts.	Cwts.	Cwts.	Cwts.					
United Kingdom . . . . .	1,269	1,305	2,520	1,747	1,439	51,037	51,620	88,854	58,784	49,771
Straits Settlements (including Labuan) . . . . .	79	57	68	54	85	4,277	2,680	3,183	2,046	3,609
Other British Possessions . . . . .	9	..	..	..	3	595	..	1	..	79
<b>TOTAL BRITISH EMPIRE</b> . . . . .	<b>1,357</b>	<b>1,362</b>	<b>2,588</b>	<b>1,801</b>	<b>1,527</b>	<b>55,909</b>	<b>54,300</b>	<b>92,038</b>	<b>60,830</b>	<b>53,459</b>
Sweden . . . . .	..	2,585	4,665	2,152	..	30	42,960	66,498	26,456	..
Germany . . . . .	1,368	1,534	2,306	2,191	2,064	66,713	66,866	94,635	99,925	1,00,974
Netherlands . . . . .	570	374	465	510	208	23,641	16,104	22,536	21,980	11,943
Belgium . . . . .	693	285	177	80	12	21,090	7,684	5,867	1,957	478
France . . . . .	8	25	34	21	108	1,273	2,499	1,410	2,041	3,061
Italy . . . . .	44	30	..	..	..	2,242	1,753	..	..	..
United States of America—										
<i>Via Atlantic Coast . . . . .</i>	43	2	5	..	..	1,453	310	84	3	15
Other Foreign Countries . . . . .	..	10	36	23	..	..	971	1,142	767	3
<b>TOTAL FOREIGN COUNTRIES</b> . . . . .	<b>2,726</b>	<b>4,345</b>	<b>7,688</b>	<b>4,977</b>	<b>2,337</b>	<b>1,16,447</b>	<b>1,39,147</b>	<b>1,91,672</b>	<b>1,54,029</b>	<b>1,16,474</b>
<i>Share of Bengal . . . . .</i>	<i>595</i>	<i>2,063</i>	<i>2,600</i>	<i>2,022</i>	<i>1,264</i>	<i>25,345</i>	<i>58,729</i>	<i>83,592</i>	<i>80,213</i>	<i>62,749</i>
" Bombay . . . . .	1,233	2,105	2,274	1,830	1,356	57,338	67,507	68,755	58,050	64,659
" Sind . . . . .	472	147	140	131	93	16,518	3,269	3,049	7,997	5,125
" Madras . . . . .	735	634	1,740	1,192	336	30,960	24,327	46,854	34,720	14,543
" Burma . . . . .	1,043	1,258	3,522	1,553	865	42,195	34,615	76,660	33,879	22,258
<b>TOTAL</b> . . . . .	<b>4,033</b>	<b>6,207</b>	<b>10,276</b>	<b>6,778</b>	<b>3,914</b>	<b>1,72,356</b>	<b>1,93,447</b>	<b>2,33,710</b>	<b>2,14,859</b>	<b>1,69,933</b>

No. 13—continued

ARTICLES, AND COUNTRIES OF CONSIGNMENT; ALSO SHARE OF EACH PROVINCE	QUANTITY					VALUE				
	1927-28	1928-29	1929-30	1930-31	1931-32	1927-28	1928-29	1929-30	1930-31	1931-32
Chemicals and chemical preparations (excluding chemical manures and medicines)— concluded.										
Acids—continued										
Total Acids—										
	Cwts.	Cwts.	Cwts.	Cwts.	Cwts.	₹	₹	₹	₹	₹
United Kingdom . . . . .	5,701	3,676	4,710	4,787	5,433	2,15,978	1,80,809	2,47,547	2,27,086	2,10,288
Ceylon . . . . .	2	..	3	10	32	65	..	58	1,122	1,090
Straits Settlements (including Labuan) . . . . .	307	180	163	126	192	14,410	9,415	8,056	4,796	6,981
Hongkong . . . . .	..	36	..	..	..	..	3,130	..	..	..
Other British Possessions . . . . .	61	..	1	..	3	1,189	..	51	..	80
<b>TOTAL BRITISH EMPIRE . . . . .</b>	<b>6,071</b>	<b>3,892</b>	<b>4,877</b>	<b>4,873</b>	<b>5,660</b>	<b>2,31,642</b>	<b>2,02,354</b>	<b>2,55,712</b>	<b>2,33,004</b>	<b>2,18,439</b>
Sweden . . . . .	..	2,629	4,725	2,252	..	30	43,622	67,454	27,717	..
Norway . . . . .	..	..	..	..	3,278	..	..	..	..	63,964
Germany . . . . .	5,709	8,420	8,857	11,408	11,881	1,98,768	2,69,866	2,89,636	3,36,190	3,43,734
Netherlands . . . . .	1,799	4,512	9,909	12,287	5,788	66,236	99,740	1,26,841	1,07,805	67,504
Belgium . . . . .	891	486	4,441	405	231	25,880	13,716	30,507	15,038	2,847
France . . . . .	40	145	399	1,405	952	3,316	13,619	36,241	83,823	66,818
Spain . . . . .	..	..	..	45	..	..	..	..	4,258	..
Switzerland . . . . .	402	231	584	424	59	13,531	9,447	22,553	16,240	1,501
Italy . . . . .	1,881	1,808	2,260	1,688	848	1,20,974	1,74,503	2,17,357	1,57,048	64,375
Austria . . . . .	115	245	172	108	30	5,858	24,387	15,807	10,621	2,217
Iraq . . . . .	..	..	..	120	..	..	..	..	1,450	..
Japan . . . . .	36	14	7	11	49	2,017	863	216	564	723
United States of America— Via Atlantic Coast	105	28	27	..	564	3,110	1,195	884	3	3,320
Other Foreign Countries . . . . .	..	..	23	1	..	..	2	772	29	3
<b>TOTAL FOREIGN COUNTRIES . . . . .</b>	<b>10,478</b>	<b>18,518</b>	<b>31,409</b>	<b>30,102</b>	<b>23,675</b>	<b>4,34,220</b>	<b>6,50,910</b>	<b>8,08,268</b>	<b>7,60,781</b>	<b>6,22,011</b>
Share of Bengal . . . . .	2,349	4,536	4,788	5,422	4,592	1,06,367	1,99,260	2,39,432	2,51,489	1,90,786
„ Bombay . . . . .	5,386	10,283	11,324	11,203	11,736	2,03,441	2,98,598	3,18,029	2,80,675	3,18,468
„ Sind . . . . .	4,191	2,300	2,339	3,762	2,363	1,57,566	1,53,328	1,70,595	2,13,891	1,04,144
„ Madras . . . . .	1,386	2,106	3,550	3,231	3,545	81,525	91,787	1,32,488	1,10,460	1,66,082
„ Burma . . . . .	2,737	3,180	13,785	11,302	3,099	1,16,463	1,10,291	2,03,456	1,37,270	60,970
<b>TOTAL . . . . .</b>	<b>16,549</b>	<b>22,405</b>	<b>36,286</b>	<b>34,975</b>	<b>29,335</b>	<b>6,65,862</b>	<b>8,53,264</b>	<b>10,63,980</b>	<b>9,93,785</b>	<b>8,40,450</b>
Alum (III. O.)—										
	Cwts.	Cwts.	Cwts.	Cwts.	Cwts.					
United Kingdom . . . . .	52,678	43,462	41,235	22,435	23,545	3,28,061	2,69,887	2,66,441	1,45,062	1,48,912
Other British Possessions . . . . .	1	115	1	1	9	9	811	5	16	80
<b>TOTAL BRITISH EMPIRE . . . . .</b>	<b>52,674</b>	<b>43,577</b>	<b>41,236</b>	<b>22,436</b>	<b>23,554</b>	<b>3,28,070</b>	<b>2,70,698</b>	<b>2,66,446</b>	<b>1,45,078</b>	<b>1,48,992</b>
Germany . . . . .	1,650	4,616	1,853	1,206	1,781	16,334	48,974	21,920	11,104	20,772
Netherlands . . . . .	529	980	1,907	1,237	373	5,697	10,535	22,069	15,018	4,402
Belgium . . . . .	979	538	435	..	377	6,631	3,557	4,678	..	3,247
Italy . . . . .	44	..	..	192	1	748	..	..	1,800	11
Japan . . . . .	..	89	..	400	..	..	625	..	2,300	..
United States of America— Via Atlantic Coast	..	..	2	..	..	..	..	64	..	..
<b>TOTAL FOREIGN COUNTRIES . . . . .</b>	<b>3,202</b>	<b>6,223</b>	<b>4,197</b>	<b>3,085</b>	<b>2,592</b>	<b>29,510</b>	<b>63,691</b>	<b>43,731</b>	<b>29,722</b>	<b>28,433</b>

ARTICLES, AND COUNTRIES OF CONSIGNMENT; ALSO SHARE OF EACH PROVINCE	QUANTITY					VALUE				
	1927-28	1928-29	1929-30	1930-31	1931-32	1927-28	1928-29	1929-30	1930-31	1931-32
	Cwts.	Cwts.	Cwts.	Cwts.	Cwts.	R	R	R	R	R
<b>Chemicals and chemical preparations (excluding chemical manures and medicines)—continued.</b>										
<b>Alum (III. C)—continued.</b>										
Share of Bengal . . . . .	4,467	3,428	3,874	4,426	246	27,795	21,861	27,000	28,547	1,647
"    Bombay . . . . .	18,404	24,128	19,229	9,491	9,755	1,23,852	1,68,428	1,43,902	73,348	78,839
"    Sind . . . . .	27,216	14,689	13,828	7,912	9,594	1,67,614	90,742	85,363	40,799	52,118
"    Madras . . . . .	4,098	5,930	5,529	2,779	5,339	27,174	42,731	38,837	19,920	36,895
"    Burma . . . . .	1,691	1,625	3,023	913	1,119	11,145	10,627	20,075	6,122	7,925
<b>TOTAL</b> . . . . .	<b>55,876</b>	<b>49,800</b>	<b>45,483</b>	<b>25,521</b>	<b>26,086</b>	<b>3,57,580</b>	<b>3,34,389</b>	<b>3,15,177</b>	<b>1,74,800</b>	<b>1,77,424</b>
<b>Aluminous sulphates (III. C)—</b>										
United Kingdom . . . . .	41,765	36,843	34,014	27,297	18,505	1,42,817	1,27,262	1,17,316	89,261	60,005
Sweden . . . . .	..	9,814	7,371	11,341	9,497	..	33,693	28,401	34,770	80,051
Norway . . . . .	400	..	6	..	..	1,201	..	86	..	..
Germany . . . . .	6,863	7,965	20,772	16,798	16,878	36,788	38,732	96,758	71,670	68,521
Netherlands . . . . .	6,029	6,773	250	850	100	29,622	31,650	1,102	1,360	418
Belgium . . . . .	2,005	2,096	50	50	..	8,797	9,796	819	221	..
France . . . . .	5,857	7,683	10,028	3,400	3,483	29,140	37,821	54,438	16,431	14,490
Italy . . . . .	1,243	..	340	..	250	5,509	..	1,876	..	1,031
Other Foreign Countries . . . . .	..	..	100	14	..	..	..	457	425	..
<b>TOTAL FOREIGN COUNTRIES</b> . . . . .	<b>22,397</b>	<b>34,331</b>	<b>38,923</b>	<b>31,953</b>	<b>30,208</b>	<b>1,11,057</b>	<b>1,51,742</b>	<b>1,82,982</b>	<b>1,25,077</b>	<b>1,14,511</b>
Share of Bengal . . . . .	44,317	47,354	50,259	40,473	28,438	1,60,410	1,67,308	1,95,119	1,30,192	88,687
"    Bombay . . . . .	12,334	14,533	12,404	8,386	9,126	57,227	67,900	56,528	30,073	39,475
"    Sind . . . . .	956	1,051	1,440	1,600	3,191	4,461	4,656	6,257	6,914	12,462
"    Madras . . . . .	6,005	8,236	8,314	3,271	7,868	31,776	39,140	42,238	38,052	33,895
"    Burma . . . . .	..	..	20	20	40	..	..	106	107	197
<b>TOTAL</b> . . . . .	<b>64,162</b>	<b>71,174</b>	<b>72,937</b>	<b>59,250</b>	<b>48,713</b>	<b>2,53,874</b>	<b>2,79,004</b>	<b>3,00,208</b>	<b>2,14,334</b>	<b>1,74,516</b>
<b>Ammonia and salts thereof—</b>										
<b>Anhydrous (III. C)—</b>										
United Kingdom . . . . .	287	257	849	1,051	1,392	24,620	31,939	1,11,242	1,27,935	1,42,611
South Australia (including Northern Territory) . . . . .	..	9	..	..	..	..	839	..	..	..
New South Wales . . . . .	140	111	85	80	60	18,191	10,653	7,655	5,963	5,538
Australian Commonwealth (Total) . . . . .	140	120	85	80	60	18,191	11,492	7,655	5,963	5,538
<b>TOTAL BRITISH EMPIRE</b> . . . . .	<b>427</b>	<b>377</b>	<b>934</b>	<b>1,131</b>	<b>1,452</b>	<b>37,811</b>	<b>43,431</b>	<b>1,18,897</b>	<b>1,33,948</b>	<b>1,48,140</b>
Germany . . . . .	367	609	273	560	485	38,075	67,214	24,770	57,248	48,052
Netherlands . . . . .	53	61	44	218	154	3,295	5,514	4,270	20,366	14,845
Belgium . . . . .	345	472	386	127	142	41,338	55,437	34,181	10,444	13,600
United States of America— Vid Atlantic Coast . . . . .	662	662	498	577	421	64,114	73,810	52,531	58,318	44,396
"    Pacific " . . . . .	47	..	42	..	..	5,140	..	3,000	..	..
Other Foreign Countries . . . . .	..	9	19	..	1	..	900	945	..	88
<b>TOTAL FOREIGN COUNTRIES</b> . . . . .	<b>1,474</b>	<b>1,818</b>	<b>1,262</b>	<b>1,482</b>	<b>1,203</b>	<b>1,51,962</b>	<b>2,02,875</b>	<b>1,19,697</b>	<b>1,46,378</b>	<b>1,20,981</b>
Share of Bengal . . . . .	499	530	789	829	724	69,218	73,349	1,07,401	1,06,960	81,546
"    Bombay . . . . .	504	512	665	602	560	27,367	33,123	40,508	40,853	34,611
"    Sind . . . . .	333	708	470	539	666	47,463	99,634	66,339	70,027	88,702
"    Madras . . . . .	182	51	29	59	110	7,361	4,673	2,339	4,765	6,623
"    Burma . . . . .	378	389	243	584	505	38,359	35,517	21,347	57,731	57,844
<b>TOTAL</b> . . . . .	<b>1,901</b>	<b>2,190</b>	<b>2,106</b>	<b>2,613</b>	<b>2,655</b>	<b>1,89,773</b>	<b>2,46,356</b>	<b>2,38,594</b>	<b>2,80,326</b>	<b>2,69,130</b>

No. 13—continued

ARTICLES, AND COUNTRIES OF CONSIGNMENT; ALSO SHARE OF EACH PROVINCE	QUANTITY					VALUE				
	1927-28	1928-29	1929-30	1930-31	1931-32	1927-28	1928-29	1929-30	1930-31	1931-32
Chemicals and chemical pre- parations (excluding chemical manures and medicines)— —continued						R	R	R	R	R
Ammonia and salts thereof —continued										
Others (III. C)—	Cwts.	Cwts.	Cwts.	Cwts.	Cwts.					
United Kingdom . . . . .	19,783	24,750	21,984	16,895	19,354	4,89,725	5,29,198	4,68,083	3,54,884	4,12,175
New South Wales . . . . .	..	16	..	..	..	..	1,471	..	..	..
Australian Commonwealth (Total) . . . . .	..	16	..	..	..	..	1,471	..	..	..
Other British Possessions . . . . .	..	..	..	..	..	74	20	25	14	..
<b>TOTAL BRITISH EMPIRE</b> . . . . .	<b>19,783</b>	<b>24,766</b>	<b>21,984</b>	<b>16,895</b>	<b>19,354</b>	<b>4,89,799</b>	<b>5,30,639</b>	<b>4,68,088</b>	<b>3,54,898</b>	<b>4,12,175</b>
Germany . . . . .	6,284	5,241	9,658	7,128	10,956	1,62,446	1,17,807	1,91,038	1,75,129	2,38,237
Netherlands . . . . .	50	139	88	87	81	2,386	2,787	2,000	1,416	2,702
Belgium . . . . .	70	181	136	56	81	1,798	5,615	3,842	1,572	1,853
France . . . . .	326	..	80	20	181	2,293	12	2,148	208	2,562
Italy . . . . .	..	210	70	59	176	..	8,263	2,960	1,982	4,717
United States of America— Via Atlantic Coast . . . . .	102	101	369	2,000	..	1,173	2,589	7,778	39,960	..
Other Foreign Countries . . . . .	..	1	3	..	..	10	112	93	..	3
<b>TOTAL FOREIGN COUNTRIES</b> . . . . .	<b>6,841</b>	<b>5,873</b>	<b>10,404</b>	<b>9,300</b>	<b>11,475</b>	<b>1,70,106</b>	<b>1,37,185</b>	<b>2,09,859</b>	<b>2,20,267</b>	<b>2,50,074</b>
Share of Bengal . . . . .	12,679	14,125	19,332	13,408	15,125	2,93,672	2,98,204	3,68,330	2,73,058	2,98,493
„ Bombay . . . . .	4,785	8,187	4,597	4,591	6,613	1,15,736	1,55,691	1,03,533	1,07,073	1,58,908
„ Sind . . . . .	4,237	3,927	3,740	3,827	4,422	1,00,856	85,430	81,926	78,266	85,199
„ Madras . . . . .	2,251	2,254	2,332	2,309	2,854	67,365	63,498	58,784	60,238	71,073
„ Burma . . . . .	2,872	2,146	2,387	2,060	1,814	82,276	65,001	65,274	56,530	43,576
<b>TOTAL</b> . . . . .	<b>26,624</b>	<b>30,639</b>	<b>32,388</b>	<b>26,195</b>	<b>30,829</b>	<b>6,59,905</b>	<b>6,67,874</b>	<b>6,77,947</b>	<b>5,75,165</b>	<b>6,62,249</b>
Total Ammonia and salts thereof—	Cwts.	Cwts.	Cwts.	Cwts.	Cwts.					
United Kingdom . . . . .	20,070	25,007	22,833	17,946	20,746	5,14,345	5,61,187	5,79,305	4,82,869	5,54,786
South Australia (including Northern Territory) . . . . .	..	9	..	..	..	..	839	..	..	..
New South Wales . . . . .	140	127	85	80	60	13,191	12,124	7,655	5,963	5,538
Australian Commonwealth (Total) . . . . .	140	136	85	80	60	13,191	12,963	7,655	5,963	5,538
Other British Possessions . . . . .	..	..	..	..	..	74	20	25	14	..
<b>TOTAL BRITISH EMPIRE</b> . . . . .	<b>20,210</b>	<b>25,143</b>	<b>22,918</b>	<b>18,026</b>	<b>20,806</b>	<b>5,27,610</b>	<b>5,74,170</b>	<b>5,86,985</b>	<b>4,88,846</b>	<b>5,60,324</b>
Germany . . . . .	6,651	5,850	9,931	7,638	11,441	2,00,621	1,85,021	2,15,808	2,32,877	2,86,289
Netherlands . . . . .	112	200	132	255	235	5,681	8,801	6,270	21,784	17,547
Belgium . . . . .	415	658	522	133	223	43,136	61,052	38,023	12,016	15,453
France . . . . .	326	9	99	20	181	2,293	912	3,093	208	2,562
Italy . . . . .	..	210	70	59	176	..	8,263	2,960	1,982	4,717
United States of America— Via Atlantic Coast . . . . .	764	763	867	2,577	421	65,287	76,399	60,309	93,278	44,396
„ Pacific „ . . . . .	47	..	42	..	..	5,140	..	3,000	..	..
Other Foreign Countries . . . . .	..	1	3	..	1	10	112	93	..	91
<b>TOTAL FOREIGN COUNTRIES</b> . . . . .	<b>8,315</b>	<b>7,686</b>	<b>11,666</b>	<b>10,782</b>	<b>12,678</b>	<b>3,22,068</b>	<b>3,40,060</b>	<b>3,29,556</b>	<b>3,66,645</b>	<b>3,71,055</b>
Share of Bengal . . . . .	13,178	14,655	20,121	14,237	15,850	3,62,890	3,71,553	4,75,641	3,60,018	3,30,033
„ Bombay . . . . .	5,289	8,699	5,262	5,193	7,173	1,43,103	1,88,874	1,44,091	1,47,926	1,93,519
„ Sind . . . . .	4,575	4,635	4,210	4,366	6,088	1,48,324	1,85,114	1,48,315	1,48,293	1,73,901
„ Madras . . . . .	2,433	2,305	2,361	2,268	2,964	74,726	68,171	61,773	64,943	77,701
„ Burma . . . . .	3,050	2,535	2,630	2,644	2,409	1,20,635	1,00,518	87,121	1,14,311	1,06,429
<b>TOTAL</b> . . . . .	<b>28,525</b>	<b>32,829</b>	<b>34,584</b>	<b>28,808</b>	<b>33,484</b>	<b>8,49,678</b>	<b>9,14,230</b>	<b>9,16,541</b>	<b>8,55,491</b>	<b>9,31,879</b>

ARTICLES, AND COUNTRIES OF CONSIGNMENT; ALSO SHARE OF EACH PROVINCE	QUANTITY					VALUE				
	1927-28	1928-29	1929-30	1930-31	1931-32	1927-28	1928-29	1929-30	1930-31	1931-32
	Cwts.	Cwts.	Cwts.	Cwts.	Cwts.	R.	R.	R.	R.	R.
<b>Chemicals and chemical preparations (excluding chemical manures and medicines)—contd. Arsenic and its oxides (III. C)—</b>										
United Kingdom . . . . .	141	162	9	41	110	2,332	2,549	2,488	834	2,165
Aden and Dependencies . . . . .	..	..	934	..	..	..	..	3,650	..	..
Bahrain Islands . . . . .	83	..	..	..	..	5,204	..	..	..	..
Straits Settlements (including Labuan) . . . . .	36	9	9	15	..	2,621	955	981	1,089	..
Hongkong . . . . .	768	690	555	871	575	50,182	50,200	40,589	63,437	84,149
Victoria . . . . .	..	..	..	..	..	3	..	..	..	..
Australian Commonwealth (Total) . . . . .	..	..	..	..	..	3	..	..	..	..
<b>TOTAL BRITISH EMPIRE</b> . . . . .	<b>1,028</b>	<b>861</b>	<b>1,507</b>	<b>927</b>	<b>694</b>	<b>60,842</b>	<b>53,764</b>	<b>47,708</b>	<b>65,860</b>	<b>86,814</b>
<b>Russia—</b>										
Southern Russia . . . . .	..	17	..	..	..	..	1,126	..	..	..
Germany . . . . .	488	468	186	282	390	10,287	9,381	3,324	4,811	7,298
Belgium . . . . .	459	755	598	448	460	10,893	15,112	11,835	8,241	8,738
France . . . . .	..	10	24	11	..	..	1,279	2,998	1,725	..
Spain . . . . .	..	..	..	5	..	..	..	..	1,461	..
Italy . . . . .	..	..	..	..	16	..	..	..	..	3,174
Turkey, European . . . . .	..	16	15	23	26	..	4,979	4,261	3,564	5,440
Iraq . . . . .	60	153	51	..	15	4,296	7,796	2,570	..	699
Persia . . . . .	..	..	..	31	60	..	..	..	1,566	1,928
China (exclusive of Hongkong and Macao) . . . . .	112	249	712	470	403	9,222	20,441	50,741	33,823	22,847
Japan . . . . .	75	..	..	..	..	5,622	..	..	..	..
Egypt . . . . .	..	22	..	..	..	..	1,426	..	..	..
United States of America—Vid Atlantic Coast . . . . .	23	..	1	..	..	1,600	..	47	..	..
Other Foreign Countries . . . . .	..	12	20	..	..	..	751	301	..	..
<b>TOTAL FOREIGN COUNTRIES</b> . . . . .	<b>1,217</b>	<b>1,697</b>	<b>1,607</b>	<b>1,275</b>	<b>1,370</b>	<b>41,420</b>	<b>62,291</b>	<b>76,077</b>	<b>54,691</b>	<b>50,124</b>
<b>Share of Bengal</b> . . . . .	<b>939</b>	<b>982</b>	<b>972</b>	<b>838</b>	<b>797</b>	<b>28,007</b>	<b>33,753</b>	<b>44,733</b>	<b>31,345</b>	<b>24,320</b>
" <b>Bombay</b> . . . . .	<b>396</b>	<b>1,134</b>	<b>1,929</b>	<b>1,127</b>	<b>850</b>	<b>57,237</b>	<b>66,677</b>	<b>69,010</b>	<b>73,733</b>	<b>46,891</b>
" <b>Sind</b> . . . . .	<b>247</b>	<b>262</b>	<b>139</b>	<b>56</b>	<b>240</b>	<b>5,366</b>	<b>4,961</b>	<b>3,266</b>	<b>1,289</b>	<b>6,385</b>
" <b>Madras</b> . . . . .	<b>69</b>	<b>85</b>	<b>28</b>	<b>90</b>	<b>121</b>	<b>5,003</b>	<b>4,412</b>	<b>1,664</b>	<b>7,060</b>	<b>7,061</b>
" <b>Burma</b> . . . . .	<b>94</b>	<b>95</b>	<b>46</b>	<b>93</b>	<b>56</b>	<b>6,149</b>	<b>6,252</b>	<b>5,067</b>	<b>6,534</b>	<b>1,781</b>
<b>TOTAL</b> . . . . .	<b>2,245</b>	<b>2,558</b>	<b>3,114</b>	<b>2,202</b>	<b>2,064</b>	<b>1,01,762</b>	<b>1,16,055</b>	<b>1,28,730</b>	<b>1,20,051</b>	<b>86,438</b>
<b>Bleaching materials—</b>										
Bleaching powder (calcium hypochlorate, chloride of lime) (III. C)—										
United Kingdom . . . . .	Cwts. 74,022	Cwts. 76,283	Cwts. 82,477	Cwts. 82,758	Cwts. 82,771	6,20,098	4,19,455	4,76,534	4,95,777	4,86,822
Germany . . . . .	20,909	11,871	16,264	25,251	35,004	2,21,367	1,39,992	2,24,938	3,20,791	4,25,009
Netherlands . . . . .	..	..	..	..	197	..	9	15	15	1,108
Belgium . . . . .	33	..	99	2,257	2,613	807	..	387	12,384	14,225
France . . . . .	4,443	2,849	469	2,299	4,663	34,496	19,216	3,213	12,060	25,034
Italy . . . . .	373	86	..	5,950	3,594	7,328	250	..	42,262	22,186
Austria . . . . .	160	..	..	..	..	1,265	..	..	..	..
China (exclusive of Hongkong and Macao) . . . . .	..	..	..	400	81	..	..	..	9,782	489
Other Foreign Countries . . . . .	..	41	..	90	..	..	307	..	567	4
<b>TOTAL FOREIGN COUNTRIES</b> . . . . .	<b>26,418</b>	<b>14,797</b>	<b>16,832</b>	<b>36,247</b>	<b>128,923</b>	<b>2,64,763</b>	<b>1,59,834</b>	<b>2,28,553</b>	<b>3,97,861</b>	<b>4,86,060</b>
<b>Share of Bengal</b> . . . . .	<b>43,332</b>	<b>55,461</b>	<b>54,359</b>	<b>55,344</b>	<b>60,173</b>	<b>4,01,789</b>	<b>3,14,546</b>	<b>3,43,462</b>	<b>3,33,619</b>	<b>3,57,143</b>
" <b>Bombay</b> . . . . .	<b>50,748</b>	<b>29,357</b>	<b>33,182</b>	<b>56,941</b>	<b>58,649</b>	<b>4,15,693</b>	<b>1,96,374</b>	<b>2,69,850</b>	<b>4,20,947</b>	<b>4,40,013</b>
" <b>Sind</b> . . . . .	<b>1,053</b>	<b>931</b>	<b>1,731</b>	<b>2,650</b>	<b>2,324</b>	<b>9,325</b>	<b>6,093</b>	<b>10,290</b>	<b>17,553</b>	<b>13,837</b>
" <b>Madras</b> . . . . .	<b>4,240</b>	<b>5,009</b>	<b>4,325</b>	<b>3,640</b>	<b>6,763</b>	<b>54,319</b>	<b>60,034</b>	<b>74,968</b>	<b>62,861</b>	<b>1,24,164</b>
" <b>Burma</b> . . . . .	<b>567</b>	<b>272</b>	<b>212</b>	<b>430</b>	<b>514</b>	<b>3,735</b>	<b>2,242</b>	<b>1,717</b>	<b>3,653</b>	<b>4,915</b>
<b>TOTAL</b> . . . . .	<b>100,440</b>	<b>91,080</b>	<b>99,809</b>	<b>119,005</b>	<b>128,923</b>	<b>8,84,861</b>	<b>5,79,289</b>	<b>7,05,287</b>	<b>8,93,638</b>	<b>9,74,872</b>
<b>Other sorts (III. C)—</b>										
United Kingdom . . . . .	Cwts. 223	Cwts. 5	Cwts. 601	Cwts. 2,857	Cwts. 2,130	3,690	170	9,408	1,20,379	52,097
Germany . . . . .	..	..	..	396	38	..	..	..	4,054	341
Netherlands . . . . .	..	..	..	..	226	..	..	..	..	4,818
United States of America—Vid Atlantic Coast . . . . .	..	27	..	..	..	..	544	..	..	..
<b>TOTAL FOREIGN COUNTRIES</b> . . . . .	<b>..</b>	<b>27</b>	<b>..</b>	<b>396</b>	<b>264</b>	<b>..</b>	<b>544</b>	<b>..</b>	<b>4,054</b>	<b>5,159</b>
<b>Share of Bengal</b> . . . . .	<b>45</b>	<b>..</b>	<b>..</b>	<b>1,122</b>	<b>119</b>	<b>770</b>	<b>..</b>	<b>..</b>	<b>83,335</b>	<b>7,013</b>
" <b>Bombay</b> . . . . .	<b>178</b>	<b>27</b>	<b>594</b>	<b>696</b>	<b>1,644</b>	<b>2,852</b>	<b>544</b>	<b>9,143</b>	<b>9,803</b>	<b>19,993</b>
" <b>Sind</b> . . . . .	<b>..</b>	<b>..</b>	<b>7</b>	<b>479</b>	<b>76</b>	<b>..</b>	<b>..</b>	<b>260</b>	<b>13,245</b>	<b>6,542</b>
" <b>Madras</b> . . . . .	<b>..</b>	<b>..</b>	<b>..</b>	<b>667</b>	<b>58</b>	<b>..</b>	<b>..</b>	<b>..</b>	<b>22,335</b>	<b>745</b>
" <b>Burma</b> . . . . .	<b>..</b>	<b>5</b>	<b>..</b>	<b>289</b>	<b>547</b>	<b>68</b>	<b>170</b>	<b>..</b>	<b>4,666</b>	<b>22,964</b>
<b>TOTAL</b> . . . . .	<b>228</b>	<b>32</b>	<b>601</b>	<b>3,258</b>	<b>2,444</b>	<b>3,690</b>	<b>714</b>	<b>9,408</b>	<b>1,33,433</b>	<b>57,250</b>

No. 13—continued

ARTICLES, AND COUNTRIES OF CONSIGNMENT; ALSO SHARE OF EACH PROVINCE	QUANTITY					VALUE				
	1927-28	1928-29	1929-30	1930-31	1931-32	1927-28	1928-29	1929-30	1930-31	1931-32
						₹	₹	₹	₹	₹
Chemicals and chemical preparations (excluding chemical manures and medicines)— <i>continued.</i>										
<i>Bleaching materials—contd.</i>										
<i>Total Bleaching materials—</i>										
	Cwts.	Cwts.	Cwts.	Cwts.	Cwts.					
United Kingdom . . . . .	74,245	76,238	83,078	85,615	84,951	6,23,788	4,10,625	4,85,937	6,25,156	5,38,910
Germany . . . . .	20,909	11,871	16,264	25,647	35,042	2,21,367	1,39,992	2,24,938	3,24,845	4,25,350
Netherlands . . . . .	..	..	..	..	423	..	9	15	15	5,921
Belgium . . . . .	83	..	99	2,257	2,613	307	..	537	12,384	14,225
France . . . . .	4,443	2,849	469	2,299	4,663	34,496	19,216	3,213	12,060	25,034
Italy . . . . .	873	36	..	5,950	3,594	7,328	250	..	42,262	22,186
Austria . . . . .	160	..	..	..	..	1,265	..	..	..	..
China (exclusive of Hongkong and Macao) . . . . .	..	40	..	400	31	..	..	..	9,782	489
Other Foreign Countries . . . . .	..	68	..	90	..	..	911	..	567	4
<b>TOTAL FOREIGN COUNTRIES</b> . . . . .	<b>26,418</b>	<b>14,824</b>	<b>16,832</b>	<b>36,043</b>	<b>46,416</b>	<b>2,64,763</b>	<b>1,60,378</b>	<b>2,28,753</b>	<b>4,01,915</b>	<b>4,93,200</b>
<i>Share of Bengal . . . . .</i>	<i>43,377</i>	<i>55,461</i>	<i>54,359</i>	<i>56,466</i>	<i>60,292</i>	<i>4,02,559</i>	<i>3,14,546</i>	<i>3,48,462</i>	<i>4,72,004</i>	<i>3,94,155</i>
" <i>Bombay . . . . .</i>	<i>50,926</i>	<i>29,384</i>	<i>38,776</i>	<i>57,637</i>	<i>60,293</i>	<i>4,18,545</i>	<i>1,96,918</i>	<i>2,78,993</i>	<i>4,30,750</i>	<i>4,60,006</i>
" <i>Sind . . . . .</i>	<i>1,053</i>	<i>931</i>	<i>1,738</i>	<i>3,129</i>	<i>2,900</i>	<i>9,325</i>	<i>6,093</i>	<i>10,550</i>	<i>30,803</i>	<i>25,179</i>
" <i>Madras . . . . .</i>	<i>4,240</i>	<i>5,009</i>	<i>4,825</i>	<i>4,307</i>	<i>6,821</i>	<i>54,319</i>	<i>60,034</i>	<i>74,968</i>	<i>85,196</i>	<i>1,24,909</i>
" <i>Burma . . . . .</i>	<i>567</i>	<i>277</i>	<i>212</i>	<i>719</i>	<i>1,061</i>	<i>3,803</i>	<i>2,412</i>	<i>1,717</i>	<i>8,318</i>	<i>27,379</i>
<b>TOTAL</b> . . . . .	<b>100,663</b>	<b>91,062</b>	<b>99,910</b>	<b>122,258</b>	<b>131,367</b>	<b>8,88,551</b>	<b>5,80,003</b>	<b>7,14,690</b>	<b>10,27,071</b>	<b>10,32,123</b>
<i>Carbide of Calcium (III. C)—</i>										
	Cwts.	Cwts.	Cwts.	Cwts.	Cwts.					
United Kingdom . . . . .	259	208	70	897	188	2,320	1,321	1,481	10,748	3,194
Natal . . . . .	..	20	1,710	3,741	2,822	..	275	25,943	56,029	45,461
Canada— Vid Atlantic Coast . . . . .	1,179	1,383	785	2,946	5,425	15,972	24,192	13,554	54,442	1,05,322
Other British Possessions . . . . .	..	1	..	..	..	..	45	..	..	..
<b>TOTAL BRITISH EMPIRE</b> . . . . .	<b>1,488</b>	<b>1,612</b>	<b>2,565</b>	<b>7,584</b>	<b>8,436</b>	<b>18,292</b>	<b>26,333</b>	<b>40,978</b>	<b>1,21,219</b>	<b>1,53,977</b>
Sweden . . . . .	2,734	1,827	3,178	3,003	990	41,867	27,507	52,392	50,666	14,884
Norway . . . . .	35,276	26,669	35,837	24,570	8,695	5,50,344	4,19,896	5,32,155	4,19,437	1,44,551
Germany . . . . .	1,249	1,340	2,659	..	..	16,189	20,043	36,090	9	2
Netherlands . . . . .	200	20	40	1,407	3,589	2,871	300	760	18,901	44,735
Belgium . . . . .	397	79	..	..	393	6,200	936	..	..	5,429
France . . . . .	3,032	560	242	150	320	40,827	7,810	3,334	2,415	4,440
Switzerland . . . . .	..	..	197	..	..	..	..	2,800	..	8
Italy . . . . .	2,754	3,832	10,951	9,173	6,040	41,534	53,407	1,54,198	1,32,998	91,785
Austria . . . . .	350	130	352	..	..	4,526	1,775	4,960	..	..
Czechoslovakia . . . . .	200	..	..	..	100	2,867	..	..	..	1,600
Serb-Croat Slovene State (Jugo-Slavia) . . . . .	700	1,350	800	2,432	433	10,123	19,166	11,606	35,284	6,676
Japan . . . . .	..	..	..	..	14,345	..	..	..	..	2,07,520
Portuguese East Africa . . . . .	..	492	541	..	..	..	6,532	7,136	..	..
United States of America— Vid Atlantic Coast . . . . .	3,555	3,410	2,573	2,386	3,813	51,968	52,486	47,141	50,728	63,590
" <i>Pacific . . . . .</i>	..	236	..	914	..	..	3,457	..	15,252	..
Other Foreign Countries . . . . .	40	69	..	..	..	513	1,065	4	..	..
<b>TOTAL FOREIGN COUNTRIES</b> . . . . .	<b>50,487</b>	<b>40,014</b>	<b>56,920</b>	<b>44,535</b>	<b>38,723</b>	<b>7,69,379</b>	<b>6,14,380</b>	<b>8,52,626</b>	<b>7,26,290</b>	<b>5,90,220</b>
<i>Share of Bengal . . . . .</i>	<i>40,536</i>	<i>31,499</i>	<i>46,519</i>	<i>35,167</i>	<i>31,391</i>	<i>6,29,928</i>	<i>4,96,971</i>	<i>7,06,642</i>	<i>5,83,140</i>	<i>4,93,402</i>
" <i>Bombay . . . . .</i>	<i>6,957</i>	<i>4,993</i>	<i>5,447</i>	<i>4,519</i>	<i>3,536</i>	<i>94,404</i>	<i>63,735</i>	<i>70,932</i>	<i>65,406</i>	<i>55,233</i>
" <i>Sind . . . . .</i>	<i>747</i>	<i>334</i>	<i>1,194</i>	<i>2,102</i>	<i>1,739</i>	<i>12,097</i>	<i>13,133</i>	<i>18,408</i>	<i>30,077</i>	<i>24,731</i>
" <i>Madras . . . . .</i>	<i>1,495</i>	<i>2,420</i>	<i>4,020</i>	<i>3,683</i>	<i>4,711</i>	<i>23,386</i>	<i>38,747</i>	<i>56,644</i>	<i>53,641</i>	<i>60,098</i>
" <i>Burma . . . . .</i>	<i>2,140</i>	<i>1,830</i>	<i>2,305</i>	<i>6,628</i>	<i>5,681</i>	<i>27,356</i>	<i>28,077</i>	<i>40,973</i>	<i>1,15,246</i>	<i>1,10,733</i>
<b>TOTAL</b> . . . . .	<b>51,925</b>	<b>41,626</b>	<b>69,485</b>	<b>52,119</b>	<b>47,158</b>	<b>7,87,671</b>	<b>6,40,713</b>	<b>8,98,604</b>	<b>8,47,509</b>	<b>7,44,197</b>
<i>Copperas (ferrous sulphate) (III. O)—</i>										
	Cwts.	Cwts.	Cwts.	Cwts.	Cwts.					
United Kingdom . . . . .	550	3,130	1,938	904	376	4,156	14,138	10,513	4,991	5,661
Ceylon . . . . .	8	45	40	..	..	70	350	258	..	..
<b>TOTAL BRITISH EMPIRE</b> . . . . .	<b>558</b>	<b>3,175</b>	<b>1,978</b>	<b>904</b>	<b>376</b>	<b>4,226</b>	<b>14,488</b>	<b>10,771</b>	<b>4,991</b>	<b>5,661</b>

ARTICLES, AND COUNTRIES OF CONSIGNMENT; ALSO SHARE OF EACH PROVINCE	QUANTITY					VALUE				
	1927-28	1928-29	1929-30	1930-31	1931-32	1927-28	1928-29	1929-30	1930-31	1931-32
Chemicals and chemical preparations (excluding chemical manures and medicines)—continued						R	R	R	R	R
<b>Copperas (ferrous sulphate) (III. C)—continued</b>	Cwts.	Cwts.	Cwts.	Cwts.	Cwts.					
Germany . . . . .	602	99	6	210	215	8,307	519	418	1,217	3,705
Belgium . . . . .	1,034	859	664	901	928	3,817	3,816	2,701	3,064	3,537
France . . . . .	600	300	1	..	..	2,840	1,274	56	..	..
Other Foreign Countries . . . . .	2	..	..	2	..	112	..	8	56	..
<b>TOTAL FOREIGN COUNTRIES</b>	<b>2,328</b>	<b>1,258</b>	<b>671</b>	<b>1,113</b>	<b>1,143</b>	<b>10,086</b>	<b>5,109</b>	<b>3,273</b>	<b>4,837</b>	<b>7,832</b>
Share of Bengal . . . . .	66	20	51	11	240	2,003	1,006	1,301	643	5,004
.. Bombay . . . . .	80	719	208	5	3	423	2,701	910	61	50
.. Sind . . . . .	1,763	2,372	912	1,261	821	7,133	9,919	4,655	5,485	3,761
.. Madras . . . . .	977	1,279	1,338	640	955	4,747	5,758	6,070	2,740	4,129
.. Burma . . . . .	..	43	140	100	..	..	213	608	393	49
<b>TOTAL</b>	<b>2,886</b>	<b>4,433</b>	<b>2,649</b>	<b>2,017</b>	<b>2,019</b>	<b>14,311</b>	<b>19,597</b>	<b>14,044</b>	<b>9,328</b>	<b>12,993</b>
<b>Copper sulphate (III. C)—</b>	Cwts.	Cwts.	Cwts.	Cwts.	Cwts.					
United Kingdom . . . . .	8,556	16,937	13,770	11,276	10,325	1,59,864	3,37,015	2,78,930	2,02,342	1,64,168
Ceylon . . . . .	..	140	30	..	..	..	2,639	550	..	..
Other British Possessions . . . . .	5	..	..	..	..	90	..	..	..	..
<b>TOTAL BRITISH EMPIRE</b>	<b>8,561</b>	<b>17,077</b>	<b>13,800</b>	<b>11,276</b>	<b>10,325</b>	<b>1,59,954</b>	<b>3,39,704</b>	<b>2,79,530</b>	<b>2,02,342</b>	<b>1,64,168</b>
Germany . . . . .	5,610	3,273	7,701	5,292	5,328	1,00,140	61,339	1,58,357	1,11,701	93,979
Netherlands . . . . .	..	..	100	..	3	..	..	1,319	..	10
Belgium . . . . .	969	968	2,657	1,542	1,993	17,054	18,034	50,553	24,799	36,962
Other Foreign Countries . . . . .	..	..	..	..	..	..	..	6	..	..
<b>TOTAL FOREIGN COUNTRIES</b>	<b>6,579</b>	<b>4,241</b>	<b>10,548</b>	<b>6,834</b>	<b>7,323</b>	<b>1,17,194</b>	<b>79,378</b>	<b>2,10,735</b>	<b>1,36,500</b>	<b>1,30,851</b>
Share of Bengal . . . . .	4,110	4,540	4,640	3,566	3,258	76,391	89,404	1,01,492	68,305	54,518
.. Bombay . . . . .	2,258	2,856	3,133	2,892	3,639	39,437	58,170	61,406	55,969	64,353
.. Sind . . . . .	1,405	1,272	1,183	2,376	1,025	26,345	25,639	23,437	36,952	15,181
.. Madras . . . . .	4,675	3,633	12,023	6,418	5,840	83,024	1,73,625	2,23,048	1,13,394	94,362
.. Burma . . . . .	2,692	4,017	3,369	2,358	3,886	51,901	72,239	80,332	63,122	66,611
<b>TOTAL</b>	<b>15,140</b>	<b>21,318</b>	<b>24,348</b>	<b>18,110</b>	<b>17,648</b>	<b>2,77,148</b>	<b>4,19,077</b>	<b>4,90,265</b>	<b>3,38,842</b>	<b>2,95,019</b>
<b>Disinfectants—</b>										
<b>Naphthalene (III. C)—</b>	Cwts.	Cwts.	Cwts.	Cwts.	Cwts.					
United Kingdom . . . . .	231	537	379	149	144	3,303	7,543	5,935	2,647	2,231
Other British Possessions . . . . .	..	..	..	..	..	2	1	..	2	1
<b>TOTAL BRITISH EMPIRE</b>	<b>231</b>	<b>537</b>	<b>379</b>	<b>149</b>	<b>144</b>	<b>3,305</b>	<b>7,544</b>	<b>5,935</b>	<b>2,649</b>	<b>2,232</b>
Russia—										
Southern Russia . . . . .	..	..	..	..	98	..	..	..	..	1,280
Germany . . . . .	5,505	4,012	3,359	4,360	1,929	89,140	57,061	47,604	50,205	19,696
Netherlands . . . . .	220	39	100	275	50	2,826	843	1,192	3,984	486
Belgium . . . . .	2,860	4,236	7,323	4,153	4,585	38,946	59,062	1,04,124	50,892	46,283
France . . . . .	217	115	25	223	..	2,691	1,645	329	2,728	..
Other Foreign Countries . . . . .	20	9	..	..	27	399	138	..	..	315
<b>TOTAL FOREIGN COUNTRIES</b>	<b>8,822</b>	<b>8,411</b>	<b>11,307</b>	<b>9,016</b>	<b>6,689</b>	<b>1,34,002</b>	<b>1,19,649</b>	<b>1,53,249</b>	<b>1,07,306</b>	<b>68,060</b>
Share of Bengal . . . . .	3,924	4,179	5,522	4,037	2,633	60,156	57,003	71,069	43,670	26,717
.. Bombay . . . . .	1,934	1,921	1,771	708	1,667	32,291	26,570	22,154	3,335	16,963
.. Sind . . . . .	1,634	1,411	2,908	2,749	1,069	24,037	21,621	40,941	34,714	11,539
.. Madras . . . . .	606	716	590	555	843	3,460	10,263	7,603	7,071	3,473
.. Burma . . . . .	606	721	895	1,068	571	12,323	11,736	16,547	16,168	6,600
<b>TOTAL</b>	<b>9,058</b>	<b>8,948</b>	<b>11,686</b>	<b>9,165</b>	<b>6,893</b>	<b>1,87,807</b>	<b>1,27,193</b>	<b>1,59,284</b>	<b>1,09,958</b>	<b>70,343</b>



No. 13—continued

ARTICLES, AND COUNTRIES OF CONSIGNMENT; ALSO SHARE OF EACH PROVINCE	QUANTITY					VALUE				
	1927-28	1928-29	1929-30	1930-31	1931-32	1927-28	1928-29	1929-30	1930-31	1931-32
	Cwts.	Cwts.	Cwts.	Cwts.	Cwts.	₹	₹	₹	₹	₹
<b>Chemicals and chemical preparations (excluding chemical manure and medicines)—continued</b>										
<b>Disinfectants—continued</b>										
<b>Others (III. C)—</b>										
United Kingdom . . . . .	26,109	26,320	22,822	24,241	25,037	6,61,852	6,52,201	5,75,218	5,21,235	4,10,679
Ceylon . . . . .	133	130	300	425	233	6,232	5,520	9,062	9,024	3,100
Straits Settlements (including Labuan) . . . . .	22	16	20	2	7	1,488	620	552	99	206
Hongkong . . . . .	..	40	5	40	1	30	2,908	168	2,171	38
Victoria . . . . .	..	36	42	65	8	..	734	1,775	2,135	120
New South Wales . . . . .	161	336	617	319	114	7,136	13,309	25,450	13,407	4,866
<b>Australian Commonwealth (Total) . . . . .</b>	<b>161</b>	<b>272</b>	<b>659</b>	<b>334</b>	<b>122</b>	<b>7,136</b>	<b>14,043</b>	<b>27,225</b>	<b>15,542</b>	<b>4,986</b>
<b>TOTAL BRITISH EMPIRE . . . . .</b>	<b>26,425</b>	<b>26,778</b>	<b>23,806</b>	<b>25,092</b>	<b>26,000</b>	<b>6,76,233</b>	<b>6,75,352</b>	<b>6,12,225</b>	<b>5,48,071</b>	<b>4,19,099</b>
Germany . . . . .	46	53	250	286	151	2,990	1,844	6,686	5,880	3,007
Netherlands . . . . .	..	22	20	44	425	13	1,024	179	677	3,663
Belgium . . . . .	107	69	111	73	211	1,574	1,038	1,489	1,021	2,796
France . . . . .	..	4	24	21	17	..	283	1,041	2,963	1,705
Austria . . . . .	1	14	..	..	..	321	590	..	..	..
Japan . . . . .	36	22	230	281	276	3,561	2,195	23,770	30,457	23,971
United States of America— Via Atlantic Coast . . . . .	1,032	1,730	1,898	2,217	1,846	1,09,141	1,87,639	1,84,320	2,31,792	1,81,920
„ Pacific „ . . . . .	4	1	..	..	..	178	88	..	..	..
Other Foreign Countries . . . . .	5	5	..	..	4	239	467	22	..	70
<b>TOTAL FOREIGN COUNTRIES . . . . .</b>	<b>1,231</b>	<b>1,920</b>	<b>2,533</b>	<b>2,922</b>	<b>2,930</b>	<b>1,18,017</b>	<b>1,95,168</b>	<b>2,17,507</b>	<b>2,72,790</b>	<b>2,22,392</b>
<b>Share of Bengal . . . . .</b>	<b>9,484</b>	<b>9,781</b>	<b>6,266</b>	<b>6,979</b>	<b>13,337</b>	<b>2,42,569</b>	<b>2,38,527</b>	<b>2,06,243</b>	<b>1,81,352</b>	<b>1,39,153</b>
„ Bombay . . . . .	3,325	10,141	11,617	10,948	7,862	2,59,141	2,98,416	3,66,926	3,95,195	2,76,393
„ Sind . . . . .	3,930	2,724	3,781	3,393	3,443	1,05,900	76,484	88,917	66,874	64,940
„ Madras . . . . .	2,626	2,950	2,588	4,009	1,850	94,735	1,24,397	36,391	94,062	55,406
„ Burma . . . . .	3,291	3,102	2,747	2,680	2,433	91,860	82,696	31,250	83,388	55,099
<b>TOTAL . . . . .</b>	<b>27,656</b>	<b>28,698</b>	<b>26,339</b>	<b>28,014</b>	<b>28,930</b>	<b>7,94,255</b>	<b>8,70,520</b>	<b>8,29,732</b>	<b>8,20,861</b>	<b>6,41,491</b>
<b>Total Disinfectants—</b>										
United Kingdom . . . . .	26,340	26,857	23,201	24,390	25,781	6,64,655	6,59,744	5,81,203	5,23,832	4,12,960
Ceylon . . . . .	133	130	300	425	233	6,234	5,521	9,062	9,024	3,190
Straits Settlements (including Labuan) . . . . .	22	16	20	2	7	1,488	620	552	101	206
Hongkong . . . . .	..	40	5	40	1	30	2,968	168	2,171	38
Kenya Colony . . . . .	..	..	..	..	..	..	..	..	..	1
Victoria . . . . .	..	36	42	65	8	..	734	1,775	2,135	120
New South Wales . . . . .	161	236	617	319	114	7,136	13,309	25,450	13,407	4,866
<b>Australian Commonwealth (Total) . . . . .</b>	<b>161</b>	<b>272</b>	<b>659</b>	<b>334</b>	<b>122</b>	<b>7,136</b>	<b>14,043</b>	<b>27,225</b>	<b>15,542</b>	<b>4,986</b>
<b>TOTAL BRITISH EMPIRE . . . . .</b>	<b>26,656</b>	<b>27,315</b>	<b>24,185</b>	<b>25,241</b>	<b>26,144</b>	<b>6,79,543</b>	<b>6,82,896</b>	<b>6,13,210</b>	<b>5,50,720</b>	<b>4,21,361</b>
<b>Russia—</b>										
Southern Russia . . . . .	..	..	..	..	98	..	..	..	..	1,280
Germany . . . . .	5,551	4,065	3,800	4,646	2,080	92,130	58,905	54,290	56,085	22,763
Netherlands . . . . .	220	61	120	319	475	2,839	1,867	1,371	4,661	4,349
Belgium . . . . .	2,967	4,305	7,934	4,231	4,796	40,520	61,000	1,05,613	51,413	49,079
France . . . . .	217	119	49	244	17	2,691	1,928	1,370	5,691	1,705
Austria . . . . .	1	14	..	..	..	321	590	..	..	..
Japan . . . . .	36	31	230	281	303	3,561	2,333	23,770	30,457	29,286
United States of America— Via Atlantic Coast . . . . .	1,042	1,730	1,898	2,217	1,846	1,09,378	1,87,639	1,84,320	2,31,792	1,81,920
„ Pacific „ . . . . .	4	1	..	..	..	178	88	..	..	..
Other Foreign Countries . . . . .	15	5	..	..	4	401	467	22	..	70
<b>TOTAL FOREIGN COUNTRIES . . . . .</b>	<b>10,053</b>	<b>10,331</b>	<b>13,840</b>	<b>11,938</b>	<b>6,619</b>	<b>2,52,019</b>	<b>3,14,817</b>	<b>3,70,766</b>	<b>3,80,099</b>	<b>2,90,452</b>
<b>Share of Bengal . . . . .</b>	<b>13,408</b>	<b>13,960</b>	<b>11,723</b>	<b>11,066</b>	<b>16,020</b>	<b>3,02,725</b>	<b>3,45,530</b>	<b>2,78,237</b>	<b>2,25,022</b>	<b>2,15,370</b>
„ Bombay . . . . .	10,309	12,062	12,733	11,654	9,529	2,91,432	3,24,986	3,39,030	4,03,530	2,93,356
„ Sind . . . . .	5,564	4,135	6,689	6,147	4,517	1,29,987	98,105	1,29,358	1,01,533	76,329
„ Madras . . . . .	3,232	3,666	3,173	4,564	2,693	1,03,235	1,34,660	93,994	1,01,123	63,379
„ Burma . . . . .	4,198	3,323	5,642	3,743	3,004	1,04,183	94,432	97,797	99,556	61,699
<b>TOTAL . . . . .</b>	<b>38,709</b>	<b>37,646</b>	<b>38,025</b>	<b>37,179</b>	<b>35,763</b>	<b>9,31,562</b>	<b>9,97,713</b>	<b>9,88,966</b>	<b>9,80,619</b>	<b>7,11,833</b>

GENERAL IMPORTS

No. 13—continued

ARTICLES, AND COUNTRIES OF CONSIGNMENT; ALSO SHARE OF EACH PROVINCE	QUANTITY					VALUE				
	1927-28	1928-29	1929-30	1930-31	1931-32	1927-28	1928-29	1929-30	1930-31	1931-32
<b>Chemicals and chemical preparations (excluding chemical manures and medicines)— continued</b>						₹	₹	₹	₹	₹
<b>Glycerine (III. C)—</b>	Cwts.	Cwts.	Cwts.	Cwts.	Cwts.					
United Kingdom . . . . .	3,988	5,409	5,701	3,871	4,345	2,62,837	2,65,702	2,60,750	1,60,110	1,63,341
Ceylon . . . . .	9	7	..	10	..	211	488	..	500	..
<b>TOTAL BRITISH EMPIRE</b>	<b>3,997</b>	<b>5,416</b>	<b>5,701</b>	<b>3,881</b>	<b>4,345</b>	<b>2,63,048</b>	<b>2,66,290</b>	<b>2,60,750</b>	<b>1,60,610</b>	<b>1,63,341</b>
Germany . . . . .	148	92	414	2,007	2,875	9,125	4,514	19,146	80,676	85,081
Netherlands . . . . .	100	2	50	375	269	6,524	112	2,286	15,254	9,501
Belgium . . . . .	..	..	23	20	56	..	..	806	688	1,957
France . . . . .	55	40	100	259	130	4,405	2,026	3,878	9,534	4,444
China (exclusive of Hong-kong and Macão) . . . . .	99	..	..	1	11	7,571	..	27	57	592
Other Foreign Countries . . . . .	5	3	..	6	1	337	166	..	318	141
<b>TOTAL FOREIGN COUNTRIES</b>	<b>407</b>	<b>137</b>	<b>592</b>	<b>2,668</b>	<b>3,342</b>	<b>27,962</b>	<b>6,818</b>	<b>26,143</b>	<b>1,06,527</b>	<b>1,01,723</b>
<b>Share of Bengal . . . . .</b>	<b>1,370</b>	<b>2,313</b>	<b>3,037</b>	<b>2,993</b>	<b>3,167</b>	<b>1,19,262</b>	<b>1,32,364</b>	<b>1,33,631</b>	<b>1,23,809</b>	<b>1,08,979</b>
" Bombay . . . . .	1,299	1,876	1,860	2,314	2,079	91,826	94,678	87,475	96,809	74,539
" Sind . . . . .	281	359	668	622	969	19,711	19,785	31,806	23,565	35,892
" Madras . . . . .	323	356	544	466	1,350	49,861	18,313	25,238	19,579	40,396
" Burma . . . . .	131	144	186	149	122	10,350	7,958	8,693	7,375	5,264
<b>TOTAL</b>	<b>4,404</b>	<b>5,553</b>	<b>6,293</b>	<b>6,549</b>	<b>7,687</b>	<b>2,91,010</b>	<b>2,73,098</b>	<b>2,86,898</b>	<b>2,76,137</b>	<b>2,65,070</b>
<b>Lead compounds—</b>										
<b>Acetate (III. C)—</b>	Cwts.	Cwts.	Cwts.	Cwts.	Cwts.					
United Kingdom . . . . .	318	10	33	21	3	8,741	321	1,183	578	99
Germany . . . . .	5,323	3,524	3,024	2,164	2,094	1,60,020	1,10,626	84,720	58,376	53,999
Netherlands . . . . .	72	..	70	218	203	2,118	..	1,937	5,377	5,421
Belgium . . . . .	50	20	..	60	..	1,301	1,588	..	1,430	..
France . . . . .	50	..	..	..	80	1,130	..	..	..	2,160
Italy . . . . .	61	22	..	..	..	1,906	608	..	..	..
Czechoslovakia . . . . .	..	143	..	..	..	..	4,113	..	..	..
United States of America— Via Atlantic Coast . . . . .	..	..	6	..	6	..	..	693	..	1,384
Other Foreign Countries . . . . .	..	..	5	..	..	..	..	144	..	..
<b>TOTAL FOREIGN COUNTRIES</b>	<b>5,556</b>	<b>3,709</b>	<b>3,105</b>	<b>2,442</b>	<b>2,388</b>	<b>1,66,470</b>	<b>1,16,935</b>	<b>87,494</b>	<b>65,633</b>	<b>62,964</b>
<b>Share of Bengal . . . . .</b>	<b>36</b>	<b>10</b>	<b>195</b>	<b>180</b>	<b>134</b>	<b>1,234</b>	<b>320</b>	<b>5,345</b>	<b>4,130</b>	<b>4,643</b>
" Bombay . . . . .	5,036	3,413	2,758	2,061	1,909	1,67,947	1,07,590	77,703	55,904	49,013
" Sind . . . . .	5	..	..	..	4	334	..	..	26	136
" Madras . . . . .	197	298	157	221	342	5,646	9,340	4,697	6,112	8,020
" Burma . . . . .	..	..	28	1	2	..	..	332	39	62
<b>TOTAL</b>	<b>5,874</b>	<b>8,719</b>	<b>8,188</b>	<b>2,463</b>	<b>2,391</b>	<b>1,75,211</b>	<b>1,17,256</b>	<b>88,677</b>	<b>66,361</b>	<b>63,663</b>

No. 13—continued

ARTICLES, AND COUNTRIES OF CONSIGNMENT; ALSO SHARE OF EACH PROVINCE	QUANTITY					VALUE				
	1927-28	1928-29	1929-30	1930-31	1931-32	1927-28	1928-29	1929-30	1930-31	1931-32
Chemicals and chemical preparations (excluding chemical manures and medicines)— continued						R	R	R	R	R
<b>Lead compounds—</b>										
<b>Litharge (III. C)—</b>	Cwts.	Cwts.	Cwts.	Cwts.	Cwts.					
United Kingdom . . . . .	404	371	667	158	44	8,536	8,520	15,304	3,044	1,012
France . . . . .	1,250	160	325	45	20	32,907	3,164	6,957	960	368
Italy . . . . .	170	..	..	10	40	3,848	..	..	168	694
Japan . . . . .	117	178	110	26	72	3,626	4,240	2,918	512	1,848
Other Foreign Countries . . . . .	20	120	..	24	5	478	432	..	614	230
<b>TOTAL FOREIGN COUNTRIES</b>	<b>1,557</b>	<b>858</b>	<b>435</b>	<b>105</b>	<b>137</b>	<b>40,859</b>	<b>7,836</b>	<b>9,870</b>	<b>2,252</b>	<b>2,649</b>
Share of Bengal . . . . .	163	93	32	3	98	3,714	2,049	2,045	74	1,303
" Bombay . . . . .	1,634	545	949	66	23	41,627	12,014	21,153	1,434	468
" Sind . . . . .	..	..	..	3	6	..	..	..	116	295
" Madras . . . . .	137	..	..	175	30	2,368	1	..	3,969	629
" Burma . . . . .	27	91	71	16	24	1,686	2,292	1,976	303	466
<b>TOTAL</b>	<b>1,961</b>	<b>729</b>	<b>1,102</b>	<b>263</b>	<b>181</b>	<b>49,395</b>	<b>16,356</b>	<b>25,174</b>	<b>5,896</b>	<b>3,661</b>
<b>Others (III. C)—</b>	Cwts.	Cwts.	Cwts.	Cwts.	Cwts.					
United Kingdom . . . . .	205	471	61	345	112	6,082	11,908	2,964	7,480	2,436
Germany . . . . .	290	109	160	59	1	8,389	3,002	3,920	1,497	30
Belgium . . . . .	..	..	20	..	..	..	..	4,522	..	..
Austria . . . . .	90	..	..	..	..	2,784	..	..	..	..
Other Foreign Countries . . . . .	4	..	2	4	2	956	62	348	982	71
<b>TOTAL FOREIGN COUNTRIES</b>	<b>384</b>	<b>109</b>	<b>182</b>	<b>63</b>	<b>3</b>	<b>12,079</b>	<b>3,064</b>	<b>8,790</b>	<b>2,479</b>	<b>101</b>
Share of Bengal . . . . .	402	460	243	408	113	12,454	11,807	11,730	9,948	2,468
" Bombay . . . . .	136	71	..	..	..	4,155	1,981	24	..	..
" Sind . . . . .	..	..	..	..	2	..	..	..	..	69
" Madras . . . . .	51	49	..	..	..	1,552	1,195	..	11	..
" Burma . . . . .	..	..	..	..	..	..	79	..	..	..
<b>TOTAL</b>	<b>589</b>	<b>580</b>	<b>243</b>	<b>408</b>	<b>115</b>	<b>18,161</b>	<b>14,072</b>	<b>11,764</b>	<b>9,959</b>	<b>2,537</b>
<b>Total Lead compounds—</b>	Cwts.	Cwts.	Cwts.	Cwts.	Cwts.					
United Kingdom . . . . .	927	852	761	524	159	23,359	20,749	19,451	11,702	3,547
Germany . . . . .	5,633	3,633	3,134	2,236	2,095	1,68,884	1,18,628	88,040	60,234	54,029
Netherlands . . . . .	72	..	70	218	208	2,113	..	1,937	5,877	5,421
Belgium . . . . .	50	20	20	60	..	1,301	1,588	4,522	1,430	..
France . . . . .	1,300	160	325	45	100	34,037	3,164	6,957	960	2,528
Italy . . . . .	231	22	..	10	40	5,754	608	..	166	694
Austria . . . . .	90	..	..	..	..	2,784	..	..	..	..
Czechoslovakia . . . . .	..	143	..	..	..	..	4,113	..	..	..
Japan . . . . .	117	178	115	26	74	3,626	4,240	3,057	512	1,419
United States of America— Via Atlantic Coast . . . . .	4	20	8	15	11	959	494	1,041	1,235	1,623
<b>TOTAL FOREIGN COUNTRIES</b>	<b>7,497</b>	<b>4,176</b>	<b>3,722</b>	<b>2,610</b>	<b>2,528</b>	<b>2,19,408</b>	<b>1,27,835</b>	<b>1,06,154</b>	<b>70,414</b>	<b>65,714</b>
Share of Bengal . . . . .	601	563	529	591	345	17,402	14,176	19,120	14,202	3,914
" Bombay . . . . .	7,406	4,029	3,707	2,127	1,932	2,13,729	1,21,635	98,880	67,338	50,080
" Sind . . . . .	5	..	..	3	12	384	..	..	142	490
" Madras . . . . .	385	345	157	396	372	9,566	10,452	4,697	10,092	9,249
" Burma . . . . .	27	91	99	17	26	1,686	2,371	2,908	342	528
<b>TOTAL</b>	<b>8,424</b>	<b>5,028</b>	<b>4,483</b>	<b>3,134</b>	<b>2,687</b>	<b>2,42,767</b>	<b>1,48,584</b>	<b>1,25,605</b>	<b>82,116</b>	<b>69,261</b>
<b>Magnesium compounds—</b>	Cwts.	Cwts.	Cwts.	Cwts.	Cwts.					
<b>Chloride (III. C)—</b>										
United Kingdom . . . . .	1,178	3,122	2,138	1,568	1,470	10,778	32,025	21,027	19,212	19,117
Other British Possessions . . . . .	9	..	..	201	..	93	..	..	540	..
<b>TOTAL BRITISH EMPIRE</b>	<b>1,182</b>	<b>3,122</b>	<b>2,138</b>	<b>1,769</b>	<b>1,470</b>	<b>10,871</b>	<b>32,025</b>	<b>21,027</b>	<b>19,758</b>	<b>19,117</b>
Sweden . . . . .	100	..	..	..	..	1,908	..	..	..	..
Germany . . . . .	38,973	26,240	38,410	30,760	30,513	1,47,663	63,015	1,11,272	87,002	89,221
Netherlands . . . . .	..	82	99	35	85	..	1,349	964	403	996
Belgium . . . . .	1	..	562	..	..	4	..	1,480	..	..
France . . . . .	148	..	..	..	..	2,095	..	..	..	..
Other Foreign Countries . . . . .	7	5	..	..	..	37	178	..	..	..
<b>TOTAL FOREIGN COUNTRIES</b>	<b>39,229</b>	<b>26,327</b>	<b>39,071</b>	<b>30,795</b>	<b>30,598</b>	<b>1,51,707</b>	<b>84,542</b>	<b>1,13,716</b>	<b>87,405</b>	<b>90,217</b>

ARTICLES, AND COUNTRIES OF CONSIGNMENT; ALSO SHARE OF EACH PROVINCE	QUANTITY					VALUE				
	1927-28	1928-29	1929-30	1930-31	1931-32	1927-28	1928-29	1929-30	1930-31	1931-32
Chemicals and chemical preparations (excluding chemical manures and medicines)—continued						R	R	R	R	R
Magnesium compounds—continued										
Chloride (III. C)—continued	Cwts.	Cwts.	Cwts.	Cwts.	Cwts.					
Share of Bengal . . . . .	1,885	2,814	5,273	5,347	6,711	10,656	10,380	14,630	14,366	19,492
„ Bombay . . . . .	34,958	21,977	31,882	23,631	21,021	1,21,494	78,260	89,149	67,546	62,741
„ Sind . . . . .	10	3	20	46	47	79	89	167	170	182
„ Madras . . . . .	2,849	2,841	2,683	2,531	2,781	13,407	11,765	12,362	9,794	10,378
„ Burma . . . . .	709	1,214	1,151	1,009	1,508	6,942	22,078	18,444	15,287	16,541
TOTAL	40,411	29,449	41,209	32,564	32,068	1,62,578	1,16,567	1,84,748	1,07,168	1,09,334
Sulphate (III. C)—	Cwts.	Cwts.	Cwts.	Cwts.	Cwts.					
United Kingdom . . . . .	1,409	1,302	1,735	811	520	23,268	17,326	19,288	12,537	9,401
Other British Possessions . . . . .	25	28	20	9	..	262	297	196	90	3
TOTAL BRITISH EMPIRE	1,435	1,330	1,755	820	520	23,530	17,623	19,484	12,627	9,404
Germany . . . . .	62,124	37,317	58,263	43,769	16,054	1,77,906	1,11,724	1,88,051	1,50,973	87,020
Belgium . . . . .	101	12	700	..	..	60	50	1,810	..	..
Czechoslovakia . . . . .	100	..	..	..	..	1,581	..	..	..	..
Other Foreign Countries . . . . .	14	11	..	10	2	267	68	..	81	17
TOTAL FOREIGN COUNTRIES	62,339	37,340	58,963	43,779	16,056	1,79,764	1,11,887	1,89,861	1,51,054	87,037
Share of Bengal . . . . .	6,373	6,276	5,209	3,733	4,582	23,913	22,839	22,501	15,408	18,788
„ Bombay . . . . .	47,158	25,226	40,836	25,097	2,402	1,28,556	78,950	1,26,740	85,687	11,785
„ Sind . . . . .	5,101	4,789	9,306	6,999	4,828	20,897	17,756	36,760	25,994	15,965
„ Madras . . . . .	4,850	1,432	4,548	6,266	3,643	23,390	5,595	19,533	25,458	14,747
„ Burma . . . . .	1,294	947	819	2,504	1,121	6,538	4,320	3,808	11,133	5,156
TOTAL	63,774	38,670	60,718	44,599	16,576	2,03,294	1,29,460	2,09,345	1,63,681	66,441
Others (III. C)—	Cwts.	Cwts.	Cwts.	Cwts.	Cwts.					
United Kingdom . . . . .	1,761	395	427	233	59	48,209	7,127	12,125	5,292	1,148
Sweden . . . . .	99	95	130	39	39	1,629	1,994	2,175	654	638
Germany . . . . .	204	128	88	405	364	2,776	2,127	812	3,699	2,941
Italy . . . . .	5	3,593	5,071	30	32	235	19,937	23,943	980	882
Other Foreign Countries . . . . .	61	63	20	..	41	1,246	815	845	..	880
TOTAL FOREIGN COUNTRIES	369	3,879	5,259	474	476	5,886	24,873	32,275	5,883	4,836
Share of Bengal . . . . .	801	3,968	5,449	162	268	18,812	26,522	38,114	3,207	1,000
„ Bombay . . . . .	513	146	22	412	86	10,126	3,497	676	3,755	1,547
„ Sind . . . . .	1	..	10	5	11	91	33	327	596	326
„ Madras . . . . .	20	67	26	51	39	459	631	709	1,090	1,137
„ Burma . . . . .	795	93	179	77	131	24,697	1,317	4,574	1,973	1,914
TOTAL	2,130	4,274	5,686	707	535	54,185	32,000	44,400	10,625	5,984
Total Magnesium compounds—	Cwts.	Cwts.	Cwts.	Cwts.	Cwts.					
United Kingdom . . . . .	4,343	4,819	4,300	2,612	2,049	82,845	56,478	52,440	37,041	29,666
Other British Possessions . . . . .	35	28	20	210	..	355	297	196	636	3
TOTAL BRITISH EMPIRE	4,378	4,847	4,320	2,822	2,049	82,700	56,775	52,636	37,677	29,669
Sweden . . . . .	199	95	130	39	39	3,587	1,994	2,175	654	638
Germany . . . . .	101,301	68,685	96,711	74,934	46,931	3,23,345	1,96,866	3,00,135	2,41,676	1,49,182
Netherlands . . . . .	100	82	119	45	126	250	1,340	1,229	484	1,376
Belgium . . . . .	25	12	1,262	..	..	280	55	3,320	..	..
France . . . . .	148	..	..	..	2	2,095	..	..	..	17
Italy . . . . .	5	3,593	5,071	30	32	235	19,937	23,943	980	882
Czechoslovakia . . . . .	100	..	..	..	..	1,581	..	..	..	..
Other Foreign Countries . . . . .	59	79	..	..	..	1,184	1,051	50	..	..
TOTAL FOREIGN COUNTRIES	101,987	67,546	103,298	75,048	47,130	3,37,357	2,21,252	3,35,852	2,43,792	1,52,090

No. 13—continued

ARTICLES, AND COUNTRIES OF CONSIGNMENT; ALSO SHARE OF EACH PROVINCE	QUANTITY					VALUE				
	1927-28	1928-29	1929-30	1930-31	1931-32	1927-28	1928-29	1929-30	1930-31	1931-32
<b>Chemicals and chemical preparations (excluding chemical manures and medicines)—continued</b>						R	R	R	R	R
<b>Magnesium compounds—concluded</b>										
<b>Total Magnesium compounds—continued</b>										
	Cwts.	Cwts.	Cwts.	Cwts.	Cwts.					
Share of Bengal . . . . .	8,059	13,058	15,031	9,242	11,561	53,381	59,741	75,245	32,979	39,340
„ Bombay . . . . .	82,627	47,349	72,740	49,140	23,509	2,70,176	1,54,707	2,16,565	1,56,988	76,073
„ Sind . . . . .	5,112	4,792	9,336	7,050	4,886	21,067	17,373	37,244	26,759	16,473
„ Madras . . . . .	7,719	4,340	7,457	8,348	6,463	37,256	17,991	32,610	36,342	26,262
„ Burma . . . . .	2,798	2,854	2,149	3,590	2,760	38,177	27,710	28,324	23,401	23,611
<b>TOTAL</b>	<b>108,315</b>	<b>72,398</b>	<b>107,613</b>	<b>77,870</b>	<b>49,179</b>	<b>4,20,057</b>	<b>2,78,027</b>	<b>3,88,488</b>	<b>2,81,469</b>	<b>1,81,759</b>
<b>Potassium compounds—</b>										
<b>Bichromate (III. O)—</b>										
<b>United Kingdom . . . . .</b>	<b>3,809</b>	<b>2,223</b>	<b>2,453</b>	<b>1,735</b>	<b>2,430</b>	<b>1,01,778</b>	<b>61,905</b>	<b>75,051</b>	<b>52,803</b>	<b>1,11,057</b>
Sweden . . . . .	633	140	14	12	..	13,858	4,239	444	359	..
Germany . . . . .	1,762	3,085	2,269	2,297	2,902	44,547	79,162	66,601	68,813	1,09,790
Netherlands . . . . .	24	97	1	25	..	741	2,868	72	812	..
Belgium . . . . .	102	115	49	..	..	2,550	3,054	1,454	..	..
Switzerland . . . . .	..	..	..	..	20	..	..	..	..	615
Japan . . . . .	86	93	111	120	82	2,869	3,992	4,400	4,037	2,607
United States of America— Via Atlantic Coast . . . . .	..	..	100	90	410	..	..	2,335	3,060	15,410
<b>TOTAL FOREIGN COUNTRIES</b>	<b>2,807</b>	<b>3,580</b>	<b>2,544</b>	<b>2,544</b>	<b>3,474</b>	<b>64,360</b>	<b>93,315</b>	<b>75,866</b>	<b>77,081</b>	<b>1,23,422</b>
Share of Bengal . . . . .	1,195	1,290	1,538	1,723	2,226	33,022	37,257	47,774	51,478	73,251
„ Bombay . . . . .	3,339	2,376	2,286	1,490	2,775	84,508	60,334	66,799	44,345	98,980
„ Sind . . . . .	152	192	121	128	104	4,359	5,793	3,614	3,983	2,977
„ Madras . . . . .	959	1,700	761	690	1,665	27,471	46,297	22,906	21,567	59,959
„ Burma . . . . .	771	195	291	248	134	16,773	5,439	9,324	7,511	4,312
<b>TOTAL</b>	<b>6,416</b>	<b>5,758</b>	<b>4,997</b>	<b>4,279</b>	<b>6,904</b>	<b>1,66,188</b>	<b>1,55,220</b>	<b>1,50,917</b>	<b>1,29,384</b>	<b>2,39,470</b>
<b>Chlorate (III. O)—</b>										
<b>United Kingdom . . . . .</b>	<b>657</b>	<b>1,236</b>	<b>7</b>	<b>305</b>	<b>1</b>	<b>12,076</b>	<b>21,572</b>	<b>286</b>	<b>7,010</b>	<b>54</b>
<b>Hongkong . . . . .</b>	<b>100</b>	<b>..</b>	<b>..</b>	<b>..</b>	<b>..</b>	<b>1,848</b>	<b>..</b>	<b>..</b>	<b>..</b>	<b>..</b>
<b>TOTAL BRITISH EMPIRE</b>	<b>757</b>	<b>1,236</b>	<b>7</b>	<b>305</b>	<b>1</b>	<b>13,924</b>	<b>21,572</b>	<b>286</b>	<b>7,010</b>	<b>54</b>

ARTICLES, AND COUNTRIES OF CONSIGNMENT; ALSO SHARE OF EACH PROVINCE	QUANTITY					VALUE				
	1927-28	1928-29	1929-30	1930-31	1931-32	1927-28	1928-29	1929-30	1930-31	1931-32
<b>Chemicals and chemical preparations (excluding chemical manures and medicines)—continued</b>						R	R	R	R	R
<b>Potassium compounds—continued</b>										
<b>Chlorate (III. O.)—continued</b>	Cwts.	Cwts.	Cwts.	Cwts.	Cwts.					
Finland . . . . .	..	..	..	8,903	5,388	..	..	..	1,61,209	1,24,718
Sweden . . . . .	8,991	6,738	25,076	6,455	12,455	1,64,895	1,19,751	4,87,306	1,17,516	2,88,890
Norway . . . . .	269	6	858	..	..	4,640	109	14,868	..	..
Germany . . . . .	11,780	15,709	18,889	19,189	12,502	2,10,430	2,81,390	3,23,646	3,40,736	2,69,648
Netherlands . . . . .	282	8	..	1	..	5,570	28	..	82	..
Belgium . . . . .	2,758	4,777	426	424	1,142	49,978	84,382	7,918	8,230	24,804
France . . . . .	2,423	5,882	1,714	1,150	3,120	48,468	1,06,518	80,560	21,486	69,942
Switzerland . . . . .	..	..	..	500	..	..	..	..	9,307	..
Czechoslovakia . . . . .	..	..	100	..	99	..	..	1,736	..	1,780
China (exclusive of Hong-kong and Macao) . . . . .	..	..	..	..	100	..	..	..	..	1,878
Japan . . . . .	203	155	700	100	150	3,792	3,240	15,420	2,239	4,747
United States of America— Via Atlantic Coast . . . . .	..	298	..	..	..	..	5,818	..	..	..
<b>TOTAL FOREIGN COUNTRIES</b>	<b>26,706</b>	<b>33,563</b>	<b>47,758</b>	<b>36,722</b>	<b>35,056</b>	<b>4,82,763</b>	<b>6,00,742</b>	<b>8,31,452</b>	<b>6,60,805</b>	<b>7,86,297</b>
<b>Share of Bengal . . . . .</b>	<b>3,947</b>	<b>12,026</b>	<b>22,132</b>	<b>10,053</b>	<b>10,130</b>	<b>1,64,841</b>	<b>2,15,737</b>	<b>3,82,155</b>	<b>1,76,794</b>	<b>2,35,552</b>
" <i>Bombay</i> . . . . .	13,673	13,675	15,588	15,083	11,681	2,39,749	2,46,892	2,68,104	2,76,292	2,69,132
" <i>Sind</i> . . . . .	1,061	1,330	686	740	962	20,687	24,362	11,788	13,652	21,060
" <i>Madras</i> . . . . .	1,311	2,023	2,509	4,386	6,152	25,477	37,046	44,607	80,628	1,32,906
" <i>Burma</i> . . . . .	2,471	5,745	6,850	6,820	6,132	45,933	98,257	1,25,084	1,20,449	1,34,701
<b>TOTAL</b>	<b>27,463</b>	<b>34,799</b>	<b>47,765</b>	<b>37,087</b>	<b>35,057</b>	<b>4,96,697</b>	<b>6,22,314</b>	<b>8,31,738</b>	<b>6,67,815</b>	<b>7,86,351</b>
<b>Cyanide of Potassium (II. O.)—</b>	Cwts.	Cwts.	Cwts.	Cwts.	Cwts.					
United Kingdom . . . . .	95	94	81	45	87	7,826	12,028	11,361	5,933	10,253
Germany . . . . .	28	264	11	16	34	3,614	13,776	1,531	2,198	3,492
Czechoslovakia . . . . .	..	..	250	..	..	..	..	12,070	..	..
Other Foreign Countries . . . . .	..	..	..	..	..	..	1	..	35	..
<b>TOTAL FOREIGN COUNTRIES</b>	<b>28</b>	<b>264</b>	<b>261</b>	<b>16</b>	<b>34</b>	<b>3,614</b>	<b>13,777</b>	<b>13,601</b>	<b>2,233</b>	<b>3,492</b>
<b>Share of Bengal . . . . .</b>	<b>3</b>	<b>30</b>	<b>..</b>	<b>2</b>	<b>11</b>	<b>651</b>	<b>3,652</b>	<b>41</b>	<b>224</b>	<b>1,182</b>
" <i>Bombay</i> . . . . .	26	52	41	16	71	3,533	6,631	6,678	1,854	7,466
" <i>Sind</i> . . . . .	21	6	25	20	16	2,836	940	3,554	2,762	1,976
" <i>Madras</i> . . . . .	25	9	18	17	21	3,818	1,347	2,427	2,610	2,835
" <i>Burma</i> . . . . .	48	261	253	6	2	597	13,236	13,232	716	287
<b>TOTAL</b>	<b>123</b>	<b>358</b>	<b>342</b>	<b>61</b>	<b>121</b>	<b>11,440</b>	<b>25,805</b>	<b>24,962</b>	<b>8,166</b>	<b>13,745</b>
<b>Other sorts (III. O.)—</b>	Cwts.	Cwts.	Cwts.	Cwts.	Cwts.					
United Kingdom . . . . .	1,787	1,168	1,139	662	558	1,12,245	1,24,015	1,06,907	1,41,222	1,24,247
Other British Possessions . . . . .	18	1	..	..	..	230	78	..	8	..
<b>TOTAL BRITISH EMPIRE</b>	<b>1,805</b>	<b>1,169</b>	<b>1,139</b>	<b>662</b>	<b>558</b>	<b>1,12,475</b>	<b>1,24,093</b>	<b>1,06,907</b>	<b>1,41,230</b>	<b>1,24,247</b>

No. 13—continued

ARTICLES, AND COUNTRIES OF CONSIGNMENT; ALSO SHARE OF EACH PROVINCE	QUANTITY					VALUE				
	1927-28	1928-29	1929-30	1930-31	1931-32	1927-28	1928-29	1929-30	1930-31	1931-32
						R	R	R	R	R
Chemicals and chemical preparations (excluding chemical manures and medicines)—continued										
<b>Potassium compounds—continued</b>										
Other sorts (III. C)—continued	Cwts.	Cwts.	Cwts.	Cwts.	Cwts.					
Sweden . . . . .	..	..	250	..	..	..	..	4,250	..	..
Germany . . . . .	5,312	7,089	7,245	9,086	4,129	1,72,621	1,88,098	1,64,722	2,01,284	1,11,567
Netherlands . . . . .	368	257	736	402	29	12,525	13,609	22,915	21,922	11,121
Belgium . . . . .	462	92	192	275	50	14,724	8,776	9,200	8,334	1,983
France . . . . .	..	..	..	54	70	64	10	38	4,106	9,867
Switzerland . . . . .	..	..	..	..	..	..	..	..	..	1,089
Italy . . . . .	13	61	106	145	28	700	3,784	7,275	9,599	1,622
Czechoslovakia . . . . .	20	..	40	270	..	603	..	1,276	8,635	..
Japan . . . . .	17	117	168	78	82	17,715	1,20,513	1,44,632	75,391	83,890
United States of America— Via Atlantic Coast . . . . .	415	614	103	3	1	59,188	56,014	9,248	1,157	76
„ Pacific „ . . . . .	..	..	..	..	..	..	..	..	..	2
<b>TOTAL FOREIGN COUNTRIES</b>	<b>6,617</b>	<b>8,280</b>	<b>8,835</b>	<b>10,808</b>	<b>4,898</b>	<b>2,78,717</b>	<b>3,90,802</b>	<b>3,63,565</b>	<b>3,30,428</b>	<b>2,20,717</b>
<b>Share of Bengal . . . . .</b>	<b>4,233</b>	<b>5,177</b>	<b>4,973</b>	<b>5,779</b>	<b>2,933</b>	<b>1,85,123</b>	<b>3,20,224</b>	<b>3,15,158</b>	<b>2,19,045</b>	<b>1,56,744</b>
„ Bombay . . . . .	2,374	1,819	2,090	1,906	1,258	1,13,755	98,358	65,220	81,868	78,768
„ Sind . . . . .	411	241	340	788	366	35,211	30,199	20,263	49,222	23,730
„ Madras . . . . .	296	1,096	1,961	1,842	210	17,980	24,512	32,279	93,951	72,322
„ Burma . . . . .	1,058	1,066	610	655	189	39,123	41,602	37,552	27,572	13,350
<b>TOTAL</b>	<b>8,422</b>	<b>9,399</b>	<b>9,974</b>	<b>10,970</b>	<b>4,956</b>	<b>3,91,192</b>	<b>5,14,895</b>	<b>4,70,472</b>	<b>4,71,658</b>	<b>3,44,904</b>
<b>Total Potassium compounds—</b>	<b>Cwts.</b>	<b>Cwts.</b>	<b>Cwts.</b>	<b>Cwts.</b>	<b>Cwts.</b>					
United Kingdom . . . . .	6,348	4,721	3,680	2,807	4,076	2,38,025	2,19,520	1,93,605	2,06,468	2,46,611
Hongkong . . . . .	100	..	..	..	..	1,848	..	..	..	..
Other British Possessions . . . . .	18	1	..	..	..	230	78	..	8	..
<b>TOTAL BRITISH EMPIRE</b>	<b>6,466</b>	<b>4,722</b>	<b>3,680</b>	<b>2,807</b>	<b>4,076</b>	<b>2,36,093</b>	<b>2,19,598</b>	<b>1,93,605</b>	<b>2,06,476</b>	<b>2,46,611</b>
Finland . . . . .	..	..	..	8,903	5,388	..	..	..	1,61,209	1,24,718
Sweden . . . . .	9,624	6,873	25,340	6,467	12,455	1,75,548	1,23,990	4,42,009	1,17,875	2,88,890
Norway . . . . .	269	6	853	..	..	4,640	109	14,808	..	..
Poland (including Dantzic) . . . . .	10	..	..	..	..	487	..	..	..	..
Germany . . . . .	18,882	26,147	28,414	30,588	19,627	4,31,212	5,62,424	5,56,500	6,13,031	4,94,392
Netherlands . . . . .	674	357	737	337	29	18,836	16,505	22,987	19,864	11,121
Belgium . . . . .	3,322	4,984	667	740	1,192	67,247	96,213	18,570	10,501	26,737
France . . . . .	2,423	5,882	1,714	1,204	3,199	43,527	1,06,528	30,598	25,592	79,800
Switzerland . . . . .	..	..	..	500	20	..	..	..	9,307	1,704
Italy . . . . .	13	61	106	145	28	790	3,784	7,275	9,599	1,622
Czechoslovakia . . . . .	20	..	390	270	99	603	..	15,082	8,635	1,780
China (exclusive of Hongkong and Macao) . . . . .	..	..	..	..	100	..	..	..	..	1,873
Japan . . . . .	306	365	974	293	414	24,376	1,27,751	1,64,452	81,717	90,744
United States of America— Via Atlantic Coast . . . . .	415	912	203	93	411	59,188	61,332	12,093	4,217	15,466
„ Pacific „ . . . . .	..	..	..	..	..	..	..	..	..	2
<b>TOTAL FOREIGN COUNTRIES</b>	<b>35,958</b>	<b>45,587</b>	<b>59,398</b>	<b>49,590</b>	<b>42,962</b>	<b>8,29,454</b>	<b>10,98,636</b>	<b>12,34,434</b>	<b>10,70,547</b>	<b>11,38,928</b>
<b>Share of Bengal . . . . .</b>	<b>14,423</b>	<b>18,523</b>	<b>23,643</b>	<b>17,562</b>	<b>15,300</b>	<b>3,33,637</b>	<b>5,76,370</b>	<b>7,45,128</b>	<b>4,47,541</b>	<b>4,66,729</b>
„ Bombay . . . . .	19,412	17,922	20,005	18,495	15,785	4,41,550	4,12,265	4,05,801	4,04,369	4,47,345
„ Sind . . . . .	1,645	1,769	1,172	1,676	1,448	63,093	61,314	39,249	69,619	49,793
„ Madras . . . . .	2,591	4,828	5,249	6,935	3,043	74,746	1,09,202	1,02,219	1,98,756	2,68,022
„ Burma . . . . .	4,343	7,267	3,009	7,729	6,457	1,02,431	1,58,583	1,85,692	1,56,248	1,52,650
<b>TOTAL</b>	<b>42,424</b>	<b>50,309</b>	<b>63,073</b>	<b>52,397</b>	<b>47,038</b>	<b>10,65,457</b>	<b>13,18,234</b>	<b>14,78,089</b>	<b>12,77,023</b>	<b>13,84,539</b>

GENERAL IMPORTS

ARTICLES, AND COUNTRIES OF CONSIGNMENT; ALSO SHARE OF EACH PROVINCE	QUANTITY					VALUE				
	1927-28	1928-29	1929-30	1930-31	1931-32	1927-28	1928-29	1929-30	1930-31	1931-32
						₹	₹	₹	₹	₹
<b>Chemicals and chemical preparations (excluding chemical manures and medicines)—continued</b>										
<b>Soda Compounds—</b>										
<b>Bicarbonate of soda (sodium bicarbonate) (III. C)—</b>	<b>Cwts.</b>	<b>Cwts.</b>	<b>Cwts.</b>	<b>Cwts.</b>	<b>Cwts.</b>					
United Kingdom . . . . .	101,170	108,828	117,266	78,728	91,146	8,24,608	8,18,268	8,76,009	6,15,913	7,21,222
Other British Possessions . . . . .	..	..	4	2	..	..	..	21	15	..
<b>TOTAL BRITISH EMPIRE</b>	<b>101,170</b>	<b>108,828</b>	<b>117,270</b>	<b>78,730</b>	<b>91,146</b>	<b>8,24,608</b>	<b>8,18,268</b>	<b>8,76,030</b>	<b>6,15,928</b>	<b>7,21,222</b>
Russia—										
Northern Russia . . . . .	..	..	..	1,678	2,823	..	..	..	12,638	23,106
Southern " . . . . .	..	..	..	99	3,002	..	..	..	581	26,219
Pacific Ports (in Asia) . . . . .	..	..	..	301	..	..	..	..	2,412	..
Germany . . . . .	781	61	44	2,941	706	7,194	519	1,302	26,230	5,918
Italy . . . . .	..	..	..	..	372	..	..	..	..	2,514
United States of America— Via Atlantic Coast . . . . .	78	4,259	4,350	5,601	3,417	818	30,006	30,058	42,235	22,511
Other Foreign Countries . . . . .	1	..	..	2	147	6	..	1	17	963
<b>TOTAL FOREIGN COUNTRIES.</b>	<b>860</b>	<b>4,320</b>	<b>4,394</b>	<b>10,620</b>	<b>10,467</b>	<b>8,018</b>	<b>30,525</b>	<b>31,361</b>	<b>84,158</b>	<b>81,231</b>
<b>Share of Bengal . . . . .</b>	<b>30,000</b>	<b>34,580</b>	<b>37,550</b>	<b>33,481</b>	<b>28,580</b>	<b>2,47,840</b>	<b>2,34,922</b>	<b>2,91,627</b>	<b>2,52,339</b>	<b>2,27,853</b>
" <b>Bombay . . . . .</b>	<b>17,354</b>	<b>25,982</b>	<b>27,510</b>	<b>23,234</b>	<b>29,275</b>	<b>1,12,870</b>	<b>1,42,046</b>	<b>1,99,169</b>	<b>1,96,865</b>	<b>2,39,966</b>
" <b>Sind . . . . .</b>	<b>18,385</b>	<b>15,295</b>	<b>17,806</b>	<b>10,293</b>	<b>16,599</b>	<b>1,41,038</b>	<b>1,11,043</b>	<b>1,27,475</b>	<b>70,268</b>	<b>1,12,797</b>
" <b>Madras . . . . .</b>	<b>14,339</b>	<b>17,858</b>	<b>19,073</b>	<b>8,496</b>	<b>13,041</b>	<b>1,30,593</b>	<b>1,50,531</b>	<b>1,18,517</b>	<b>61,536</b>	<b>98,127</b>
" <b>Burma . . . . .</b>	<b>22,002</b>	<b>18,933</b>	<b>19,925</b>	<b>13,846</b>	<b>14,127</b>	<b>2,00,235</b>	<b>1,60,251</b>	<b>1,70,303</b>	<b>1,19,078</b>	<b>1,23,711</b>
<b>TOTAL . . . . .</b>	<b>102,030</b>	<b>112,648</b>	<b>121,664</b>	<b>89,350</b>	<b>101,613</b>	<b>8,32,626</b>	<b>8,48,798</b>	<b>9,07,391</b>	<b>7,00,086</b>	<b>8,02,458</b>
<b>Bichromate of soda (III. C)—</b>	<b>Cwts.</b>	<b>Cwts.</b>	<b>Cwts.</b>	<b>Cwts.</b>	<b>Cwts.</b>					
United Kingdom . . . . .	9,755	9,786	6,105	7,681	5,730	1,98,743	1,87,834	1,45,401	1,75,059	1,36,800
Germany . . . . .	1,651	5,217	1,844	2,712	4,137	32,237	97,069	47,064	64,604	1,17,977
Netherlands . . . . .	20	355	20	..	601	480	6,444	494	..	15,025
Belgium . . . . .	133	359	338	988	148	3,043	6,941	7,911	22,776	3,710
France . . . . .	194	..	..	..	..	4,490	..	..	..	..
Japan . . . . .	..	..	..	73	..	..	..	..	1,038	..
United States of America— Via Atlantic Coast . . . . .	3,750	2,218	1,341	340	410	73,278	39,198	25,922	9,000	12,803
<b>TOTAL FOREIGN COUNTRIES</b>	<b>5,748</b>	<b>8,149</b>	<b>3,543</b>	<b>4,116</b>	<b>5,296</b>	<b>1,13,528</b>	<b>1,49,652</b>	<b>81,391</b>	<b>98,318</b>	<b>1,49,515</b>
<b>Share of Bengal . . . . .</b>	<b>1,269</b>	<b>1,436</b>	<b>1,492</b>	<b>1,332</b>	<b>1,698</b>	<b>29,252</b>	<b>34,965</b>	<b>32,530</b>	<b>36,561</b>	<b>25,630</b>
" <b>Bombay . . . . .</b>	<b>4,698</b>	<b>7,049</b>	<b>1,830</b>	<b>2,313</b>	<b>2,834</b>	<b>93,532</b>	<b>1,28,239</b>	<b>45,790</b>	<b>57,531</b>	<b>83,721</b>
" <b>Sind . . . . .</b>	..	..	..	60	..	..	..	..	1,540	..
" <b>Madras . . . . .</b>	<b>3,335</b>	<b>3,390</b>	<b>3,098</b>	<b>5,978</b>	<b>4,712</b>	<b>1,78,474</b>	<b>1,65,086</b>	<b>1,43,194</b>	<b>1,40,225</b>	<b>1,27,377</b>
" <b>Burma . . . . .</b>	<b>703</b>	<b>1,010</b>	<b>222</b>	<b>1,614</b>	<b>1,782</b>	<b>5,963</b>	<b>9,196</b>	<b>5,273</b>	<b>37,465</b>	<b>44,687</b>
<b>TOTAL</b>	<b>15,503</b>	<b>17,935</b>	<b>9,648</b>	<b>11,797</b>	<b>11,026</b>	<b>3,07,271</b>	<b>3,37,486</b>	<b>2,26,792</b>	<b>2,78,372</b>	<b>2,86,315</b>
<b>Borax (including boracic acid) (III. C)—</b>	<b>Cwts.</b>	<b>Cwts.</b>	<b>Cwts.</b>	<b>Cwts.</b>	<b>Cwts.</b>					
United Kingdom . . . . .	15,477	15,597	14,208	4,929	10,488	2,39,367	1,97,030	1,60,138	68,071	1,22,366
Other British Possessions . . . . .	2	..	48	..	..	21	..	437	..	7
<b>TOTAL BRITISH EMPIRE</b>	<b>15,479</b>	<b>15,597</b>	<b>14,256</b>	<b>4,929</b>	<b>10,488</b>	<b>2,39,388</b>	<b>1,97,030</b>	<b>1,60,635</b>	<b>68,071</b>	<b>1,22,373</b>
Germany . . . . .	704	858	958	1,210	991	16,432	17,019	12,458	17,623	14,041
Netherlands . . . . .	..	50	..	893	645	..	606	..	8,562	6,132
Belgium . . . . .	..	935	45	..	..	..	13,143	774	..	..
France . . . . .	..	400	150	..	..	..	5,482	1,444	..	..
Italy . . . . .	360	3,162	2,222	4,126	4,372	4,871	45,575	24,567	44,217	58,434
Austria . . . . .	..	..	..	100	30	..	..	..	1,022	341
Japan . . . . .	2	500	..	2	5	58	5,570	..	48	34
United States of America— Via Atlantic Coast . . . . .	289	1	1,050	1,820	1,560	3,850	20	9,949	18,779	19,826
" <b>Pacific " . . . . .</b>	..	..	400	100	2,450	..	..	3,386	1,180	23,992
<b>TOTAL FOREIGN COUNTRIES</b>	<b>1,855</b>	<b>5,906</b>	<b>4,825</b>	<b>8,221</b>	<b>10,553</b>	<b>25,211</b>	<b>87,415</b>	<b>53,073</b>	<b>91,431</b>	<b>1,17,300</b>
<b>Share of Bengal . . . . .</b>	<b>3,010</b>	<b>3,893</b>	<b>11,375</b>	<b>5,930</b>	<b>9,437</b>	<b>1,21,734</b>	<b>1,23,959</b>	<b>1,21,211</b>	<b>67,335</b>	<b>1,02,290</b>
" <b>Bombay . . . . .</b>	<b>6,457</b>	<b>7,233</b>	<b>4,118</b>	<b>3,955</b>	<b>6,309</b>	<b>1,02,103</b>	<b>91,337</b>	<b>42,641</b>	<b>44,743</b>	<b>69,628</b>
" <b>Sind . . . . .</b>	<b>211</b>	<b>305</b>	<b>1,496</b>	<b>705</b>	<b>1,931</b>	<b>5,756</b>	<b>12,068</b>	<b>18,670</b>	<b>9,809</b>	<b>21,451</b>
" <b>Madras . . . . .</b>	<b>1,425</b>	<b>2,949</b>	<b>1,787</b>	<b>1,932</b>	<b>2,601</b>	<b>23,179</b>	<b>43,860</b>	<b>23,331</b>	<b>29,347</b>	<b>35,526</b>
" <b>Burma . . . . .</b>	<b>731</b>	<b>573</b>	<b>305</b>	<b>628</b>	<b>713</b>	<b>11,772</b>	<b>7,731</b>	<b>4,299</b>	<b>7,713</b>	<b>10,773</b>
<b>TOTAL</b>	<b>16,684</b>	<b>21,503</b>	<b>19,081</b>	<b>13,150</b>	<b>21,041</b>	<b>2,64,599</b>	<b>2,84,445</b>	<b>2,13,708</b>	<b>1,59,502</b>	<b>2,39,67</b>



No. 13—continued

ARTICLES, AND COUNTRIES OF CONSIGNMENT; ALSO SHARE OF EACH PROVINCE	QUANTITY					VALUE				
	1927-28	1928-29	1929-30	1930-31	1931-32	1927-28	1928-29	1929-30	1930-31	1931-32
						R	R	R	R	R
Chemicals and chemical pre- parations (excluding chemical manures and medicines)— continued.										
Soda Compounds—continued										
Caustic soda (sodium hy- droxide) (III. C)—	Cwts.	Cwts.	Cwts.	Cwts.	Cwts.					
United Kingdom . . . . .	161,054	153,849	169,463	182,161	212,104	18,09,172	17,28,925	18,82,307	21,10,909	25,55,348
Other British Possessions . . . . .	46	16	9	4	..	519	210	150	65	8
<b>TOTAL BRITISH EMPIRE</b>	<b>161,100</b>	<b>153,865</b>	<b>169,472</b>	<b>182,165</b>	<b>212,104</b>	<b>18,09,691</b>	<b>17,29,135</b>	<b>18,82,457</b>	<b>21,10,973</b>	<b>25,55,351</b>
Russia—										
Northern Russia . . . . .	..	..	..	1,501	4,077	..	..	..	16,961	51,293
Southern Russia . . . . .	..	..	..	..	776	..	..	..	..	9,320
Pacific ports (in Asia) . . . . .	..	..	..	149	..	..	..	..	1,790	..
Germany . . . . .	1,753	3,874	7,015	21,493	23,846	19,781	49,899	1,01,343	2,82,409	3,25,171
Netherlands . . . . .	1,577	..	1	361	92	18,114	..	49	7,975	1,182
Belgium . . . . .	1,716	679	14	360	1,354	18,124	8,967	224	4,852	18,147
France . . . . .	420	..	20	..	1,118	4,798	..	1,082	..	10,913
Egypt . . . . .	..	..	..	296	376	..	..	..	3,549	3,608
United States of America—										
Via Atlantic Coast . . . . .	8,781	15,224	18,087	25,466	16,786	92,272	1,60,561	1,40,655	3,00,632	1,95,041
Other Foreign Countries . . . . .	..	1	..	30	1	6	7	..	364	11
<b>TOTAL FOREIGN COUNTRIES</b>	<b>14,197</b>	<b>19,778</b>	<b>20,137</b>	<b>49,746</b>	<b>49,324</b>	<b>1,53,093</b>	<b>2,19,434</b>	<b>2,43,333</b>	<b>6,18,622</b>	<b>6,14,686</b>
Share of Bengal . . . . .	61,386	61,395	53,768	73,173	86,937	6,63,574	6,74,447	6,46,823	8,37,446	10,28,916
.. Bombay . . . . .	31,462	33,887	37,286	53,874	58,136	3,91,430	4,16,190	4,75,341	7,38,924	8,13,145
.. Sind . . . . .	41,972	32,620	40,374	46,919	47,516	4,40,362	3,50,448	4,94,985	5,06,602	5,33,981
.. Madras . . . . .	29,086	35,010	35,996	36,576	50,598	3,26,565	3,96,771	3,84,765	4,06,744	5,71,956
.. Burma . . . . .	11,391	10,223	11,185	17,359	18,242	1,34,803	1,10,713	1,23,376	1,99,879	2,22,839
<b>TOTAL</b>	<b>175,297</b>	<b>173,643</b>	<b>189,609</b>	<b>231,901</b>	<b>261,428</b>	<b>19,62,784</b>	<b>19,43,569</b>	<b>21,25,790</b>	<b>27,29,595</b>	<b>31,60,937</b>
Cyanide of sodium (III. C)— United Kingdom . . . . .	Cwts. 9,885	Cwts. 7,523	Cwts. 6,828	Cwts. 6,103	Cwts. 6,040	5,51,662	3,76,142	3,43,697	3,15,332	3,14,231
Germany . . . . .	..	3,500	3,750	1,000	900	1	1,65,294	1,77,437	44,206	41,030
Czechoslovakia . . . . .	..	..	650	..	..	..	..	30,899	..	..
United States of America— Via Atlantic Coast . . . . .	220	..	..	6	..	11,143	..	..	281	..
<b>TOTAL FOREIGN COUNTRIES</b>	<b>220</b>	<b>3,500</b>	<b>4,400</b>	<b>1,006</b>	<b>900</b>	<b>11,144</b>	<b>1,65,294</b>	<b>2,08,336</b>	<b>44,487</b>	<b>41,036</b>
Share of Bengal . . . . .	1	..	..	..	..	70	..	..	..	..
.. Bombay . . . . .	280	301	..	46	200	26,919	9,315	..	3,036	13,541
.. Madras . . . . .	3,080	6,050	6,329	6,061	5,840	4,40,216	3,30,838	3,43,567	3,12,454	3,00,740
.. Burma . . . . .	1,764	4,162	4,402	1,062	900	86,301	3,01,233	2,08,516	44,320	41,036
<b>TOTAL</b>	<b>10,105</b>	<b>11,023</b>	<b>10,728</b>	<b>7,109</b>	<b>6,940</b>	<b>5,62,808</b>	<b>5,41,436</b>	<b>5,52,033</b>	<b>3,59,319</b>	<b>3,55,367</b>

ARTICLES, AND COUNTRIES OF CONSIGNMENT; ALSO SHARE OF EACH PROVINCE	QUANTITY					VALUE				
	1927-28	1928-29	1929-30	1930-31	1931-32	1927-28	1928-29	1929-30	1930-31	1931-32
						R	R	R	R	R
Chemicals and chemical preparations (excluding chemical manures and medicines)—continued.										
<b>Soda Compounds—continued.</b>	<b>Cwts.</b>	<b>Cwts.</b>	<b>Cwts.</b>	<b>Cwts.</b>	<b>Cwts.</b>					
<b>Soda sulphide (III. C)—</b>										
United Kingdom . . . . .	11,100	18,716	26,029	4,380	21,434	89,267	1,30,974	1,89,007	36,484	1,57,613
Other British Possessions . . . . .	11	23	13	2	..	337	517	463	95	..
<b>TOTAL BRITISH EMPIRE</b>	<b>11,111</b>	<b>18,739</b>	<b>26,042</b>	<b>4,382</b>	<b>21,434</b>	<b>89,604</b>	<b>1,31,491</b>	<b>1,89,470</b>	<b>36,579</b>	<b>1,57,613</b>
Russia—										
Northern Russia . . . . .	..	..	..	..	4,345	..	..	..	..	29,182
Southern " . . . . .	..	..	..	..	376	..	..	..	..	1,693
Germany . . . . .	19,335	16,295	10,898	16,683	8,841	1,47,596	1,04,052	85,086	1,36,626	65,187
Netherlands . . . . .	1,642	869	211	..	140	13,025	6,735	1,825	..	1,181
Belgium . . . . .	7,861	5,305	1,014	2,325	2,689	59,572	35,177	7,874	18,395	21,200
France . . . . .	364	10	3	..	..	3,128	252	54	..	..
Switzerland . . . . .	..	..	..	..	..	..	..	..	..	3
Japan . . . . .	6,600	624	5,221	8,571	4,871	42,203	3,836	37,089	65,116	33,996
<b>TOTAL FOREIGN COUNTRIES</b>	<b>35,802</b>	<b>23,103</b>	<b>17,347</b>	<b>27,579</b>	<b>21,262</b>	<b>2,65,524</b>	<b>1,50,052</b>	<b>1,31,878</b>	<b>2,20,187</b>	<b>1,52,592</b>
Share of Bengal . . . . .	3,860	6,207	5,492	2,255	4,502	32,246	46,346	44,513	17,413	34,096
" Bombay . . . . .	36,819	26,323	32,635	24,036	31,531	2,65,102	1,02,975	2,37,050	1,91,002	2,23,433
" Sind . . . . .	105	183	260	139	160	1,061	1,469	2,062	1,097	1,248
" Madras . . . . .	5,905	9,003	4,949	4,403	6,665	50,369	68,219	36,973	36,497	44,056
" Burma . . . . .	424	121	53	1,123	733	5,550	1,534	750	10,702	7,313
<b>TOTAL</b>	<b>46,913</b>	<b>41,842</b>	<b>43,389</b>	<b>31,961</b>	<b>42,696</b>	<b>3,55,123</b>	<b>2,31,543</b>	<b>3,21,353</b>	<b>2,56,716</b>	<b>3,10,205</b>
<b>Sodium carbonate (soda ash and soda crystals)(III. C)—</b>	<b>Cwts.</b>	<b>Cwts.</b>	<b>Cwts.</b>	<b>Cwts.</b>	<b>Cwts.</b>					
United Kingdom . . . . .	953,722	962,091	1,075,999	920,695	847,522	54,03,141	56,01,627	63,66,124	56,41,925	50,91,118
Aden and Dependencies . . . . .	2,823	2,410	2,430	3,484	3,007	5,330	3,437	3,256	12,503	9,847
Kenya Colony . . . . .	86,720	110,262	123,461	101,009	67,097	4,80,304	6,20,139	7,15,042	6,06,992	3,33,033
Other British Possessions . . . . .	5	36	2	1	..	56	623	19	13	18
<b>TOTAL BRITISH EMPIRE</b>	<b>1,043,275</b>	<b>1,074,799</b>	<b>1,201,892</b>	<b>1,025,189</b>	<b>917,626</b>	<b>68,89,331</b>	<b>72,30,876</b>	<b>70,89,441</b>	<b>62,61,433</b>	<b>54,84,021</b>
Russia—										
Northern Russia . . . . .	..	..	..	5,948	19,329	..	..	..	36,653	1,35,860
Southern " . . . . .	..	..	..	6,247	57,564	..	..	..	43,446	4,13,275
Norway . . . . .	..	..	..	..	300	..	..	..	..	1,650
Germany . . . . .	9,424	496	231	9,351	13,460	55,156	3,891	2,363	65,071	92,695
Netherlands . . . . .	..	223	14	815	349	..	1,339	164	12,230	2,344
Belgium . . . . .	3,187	227	159	1,553	129	19,079	1,550	1,017	10,037	733
France . . . . .	..	..	15	75	436	..	..	130	645	3,436
Italy . . . . .	..	..	..	..	1,420	..	..	..	..	3,042
Maakat Territory and Trucial Oman . . . . .	409	375	..	..	..	4,723	1,500	..	..	..
Japan . . . . .	..	..	..	200	..	..	..	..	1,500	..
Egypt . . . . .	..	..	..	..	1,835	..	..	..	..	11,434
United States of America—										
Via Atlantic Coast . . . . .	4,457	503	1,689	1,883	713	31,221	6,217	15,740	14,591	5,137
" Pacific " . . . . .	..	..	..	893	2,315	..	..	..	6,189	16,890
Other Foreign Countries . . . . .	373	1	9	..	35	1,070	4	60	..	247
<b>TOTAL FOREIGN COUNTRIES</b>	<b>17,910</b>	<b>1,835</b>	<b>2,167</b>	<b>26,975</b>	<b>97,885</b>	<b>1,11,249</b>	<b>14,551</b>	<b>19,374</b>	<b>1,90,417</b>	<b>6,91,843</b>
Share of Bengal . . . . .	573,937	581,211	704,695	553,392	591,917	32,70,634	34,03,633	41,16,172	33,51,329	36,84,192
" Bombay . . . . .	154,102	111,393	129,390	145,643	124,690	6,32,914	4,93,135	7,29,068	10,07,677	3,67,770
" Sind . . . . .	201,032	213,515	231,440	131,313	205,412	12,02,296	13,01,956	14,12,806	11,00,231	11,93,512
" Madras . . . . .	64,220	101,440	79,850	98,964	71,032	4,04,596	6,25,433	4,71,324	5,56,056	3,92,696
" Burma . . . . .	57,804	69,061	53,634	66,947	22,410	4,40,140	4,21,210	3,30,645	4,28,512	1,47,694
<b>TOTAL</b>	<b>1,061,185</b>	<b>1,076,634</b>	<b>1,204,059</b>	<b>1,052,184</b>	<b>1,015,511</b>	<b>60,00,580</b>	<b>62,45,427</b>	<b>71,08,315</b>	<b>64,51,355</b>	<b>61,75,864</b>
<b>Sodium allicate (III. C)—</b>	<b>Cwts.</b>	<b>Cwts.</b>	<b>Cwts.</b>	<b>Cwts.</b>	<b>Cwts.</b>					
United Kingdom . . . . .	34,807	41,370	35,605	35,103	23,950	2,68,162	3,29,855	2,87,021	2,74,600	1,91,595
Other British Possessions . . . . .	..	23	..	..	..	..	216	..	..	18
<b>TOTAL BRITISH EMPIRE</b>	<b>34,807</b>	<b>41,393</b>	<b>35,605</b>	<b>35,103</b>	<b>23,950</b>	<b>2,68,162</b>	<b>3,30,071</b>	<b>2,87,021</b>	<b>2,74,600</b>	<b>1,91,613</b>
Germany . . . . .	1,261	4	413	739	2,362	9,069	462	3,003	5,973	19,007
Netherlands . . . . .	34	..	..	4,115	1,142	564	..	..	31,116	8,617
Belgium . . . . .	419	403	193	1,300	267	3,246	3,469	1,649	14,604	2,244
France . . . . .	66	106	642	2,125	1,513	803	632	4,535	16,405	12,330
Other Foreign Countries . . . . .	..	..	7	..	..	..	..	92	..	..
<b>TOTAL FOREIGN COUNTRIES</b>	<b>1,830</b>	<b>513</b>	<b>1,260</b>	<b>8,779</b>	<b>5,184</b>	<b>13,682</b>	<b>4,563</b>	<b>9,332</b>	<b>68,103</b>	<b>42,743</b>

No. 13—continued.

ARTICLES, AND COUNTRIES OF CONSIGNMENT; ALSO SHARE OF EACH PROVINCE	QUANTITY					VALUE				
	1927-28	1928-29	1929-30	1930-31	1931-32	1927-28	1928-29	1929-30	1930-31	1931-32
Chemicals and chemical preparations (excluding chemical manures and medicines)— continued						R	R	R	R	R
<i>Soda Compounds—continued</i>	Cwts.	Cwts.	Cwts.	Cwts.	Cwts.					
Share of Bengal . . . . .	16,339	23,224	17,780	18,237	5,317	1,28,423	1,81,741	1,42,836	1,43,628	42,663
"  Bombay . . . . .	8,937	4,683	5,401	8,421	6,078	56,705	35,404	42,467	63,868	57,371
"  Sind . . . . .	2,617	3,751	3,400	2,097	2,627	20,423	29,314	27,042	16,625	20,348
"  Madras . . . . .	5,235	5,943	5,744	8,999	7,635	45,995	51,205	46,298	66,177	57,025
"  Burma . . . . .	3,459	4,310	4,450	6,083	6,826	30,298	36,970	37,660	52,405	56,954
<b>TOTAL</b>	<b>36,637</b>	<b>41,911</b>	<b>36,865</b>	<b>48,887</b>	<b>29,148</b>	<b>2,81,844</b>	<b>3,34,634</b>	<b>2,96,358</b>	<b>3,42,703</b>	<b>2,34,361</b>
Other sorts (III. O)—	Cwts.	Cwts.	Cwts.	Cwts.	Cwts.					
United Kingdom . . . . .	7,005	14,136	8,223	5,836	8,587	1,62,691	1,87,128	1,90,644	1,60,062	2,44,130
Kenya Colony . . . . .	..	1,029	..	..	..	..	4,220	..	..	..
Other British Possessions . . . . .	17	2	6	14	17	431	56	184	90	468
<b>TOTAL BRITISH EMPIRE</b>	<b>7,022</b>	<b>15,167</b>	<b>8,229</b>	<b>5,850</b>	<b>8,604</b>	<b>1,63,122</b>	<b>1,91,404</b>	<b>1,90,828</b>	<b>1,60,161</b>	<b>2,44,598</b>
Russia—										
Pacific ports . . . . .	..	..	..	795	..	..	..	..	5,565	..
Germany . . . . .	16,155	12,937	9,182	12,098	13,503	4,41,469	2,85,114	1,76,921	1,30,638	1,42,671
Netherlands . . . . .	352	674	1,279	3,878	867	9,358	23,502	10,358	75,796	45,941
Belgium . . . . .	1,144	1,935	2,190	1,278	1,028	6,337	15,034	16,444	12,521	31,511
France . . . . .	683	825	1,505	1,920	1,085	7,878	7,681	15,800	17,889	13,441
Switzerland . . . . .	429	..	..	..	2	26,258	..	..	..	36
Italy . . . . .	156	32	42	15	98	9,574	1,842	1,064	950	5,008
United States of America—										
Via Atlantic Coast . . . . .	62	207	1,117	800	99	3,757	4,850	35,538	13,869	5,058
Other Foreign Countries . . . . .	..	1	98	..	160	..	10	261	..	2,180
<b>TOTAL FOREIGN COUNTRIES</b>	<b>18,981</b>	<b>16,611</b>	<b>15,418</b>	<b>20,279</b>	<b>16,842</b>	<b>5,04,621</b>	<b>3,18,038</b>	<b>1,95,896</b>	<b>2,57,178</b>	<b>2,45,846</b>
Share of Bengal . . . . .	2,697	4,505	6,253	6,162	4,612	46,027	63,096	68,205	67,093	48,142
"  Bombay . . . . .	17,064	22,910	9,255	8,736	10,113	5,01,701	3,35,643	1,32,798	1,11,337	1,60,114
"  Sind . . . . .	300	545	282	741	698	6,869	15,103	9,591	20,653	17,090
"  Madras . . . . .	4,081	2,954	4,319	4,244	5,134	75,669	83,637	1,01,691	1,08,595	1,62,242
"  Burma . . . . .	1,861	364	3,033	6,246	4,839	37,477	11,958	74,429	1,19,611	1,02,856
<b>TOTAL</b>	<b>26,008</b>	<b>31,778</b>	<b>23,642</b>	<b>26,129</b>	<b>25,446</b>	<b>6,67,743</b>	<b>5,09,437</b>	<b>3,86,714</b>	<b>4,17,339</b>	<b>4,90,444</b>
<i>Total Soda compounds</i>	Cwts.	Cwts.	Cwts.	Cwts.	Cwts.					
United Kingdom . . . . .	1,303,975	1,381,396	1,459,226	1,245,611	1,227,010	95,41,813	95,57,783	1,04,40,408	98,98,354	95,34,478
Aden and Dependencies . . . . .	2,828	2,410	2,430	3,488	3,007	5,830	8,487	8,256	12,527	9,347
Straits Settlements (including Labuan) . . . . .	66	28	71	12	17	992	655	1,118	175	488
Kenya Colony . . . . .	86,720	111,291	123,461	101,009	67,097	4,80,304	6,24,359	7,15,042	6,06,992	3,88,038
Other British Possessions . . . . .	15	72	11	7	..	372	967	166	93	26
<b>TOTAL BRITISH EMPIRE</b>	<b>1,393,604</b>	<b>1,445,197</b>	<b>1,585,199</b>	<b>1,350,127</b>	<b>1,297,131</b>	<b>1,00,29,311</b>	<b>1,01,92,251</b>	<b>1,11,64,985</b>	<b>1,00,18,141</b>	<b>99,27,872</b>
Russia—										
Northern Russia . . . . .	..	..	..	9,215	31,174	..	..	..	66,252	2,39,441
Southern " . . . . .	..	..	..	9,346	61,718	..	..	..	44,027	4,50,607
Pacific ports (in Asia) . . . . .	..	..	..	1,245	..	..	..	..	9,767	..
Norway . . . . .	..	..	..	..	300	..	..	..	..	1,650
Germany . . . . .	51,064	43,242	34,390	68,227	68,646	7,28,985	7,08,319	5,46,925	7,73,525	8,23,753
Netherlands . . . . .	3,975	2,176	1,525	10,032	3,931	41,641	38,676	12,890	1,35,679	80,972
Belgium . . . . .	14,461	9,848	3,953	8,299	5,917	1,09,407	84,281	35,893	83,235	7,608
France . . . . .	1,727	1,841	2,385	4,122	4,150	21,090	14,047	22,575	34,906	40,720
Switzerland . . . . .	429	..	..	..	2	26,258	..	..	..	39
Italy . . . . .	516	3,194	2,264	4,141	6,762	14,448	47,417	25,631	45,167	68,908
Austria . . . . .	..	..	..	100	30	..	..	..	1,022	341
Czechoslovakia . . . . .	..	..	650	..	80	..	..	30,290	..	985
Maskat Territory and Trucial Oman . . . . .	469	375	..	..	..	4,728	1,500	..	..	..
Japan . . . . .	6,602	1,124	5,221	3,349	4,896	42,264	9,406	37,071	68,597	34,241
Egypt . . . . .	..	..	..	266	2,261	..	..	..	3,549	15,392
United States of America—										
Via Atlantic Coast . . . . .	17,537	22,417	22,634	35,421	22,935	2,16,339	2,40,852	2,57,862	3,99,337	2,59,376
"  Pacific " . . . . .	..	..	400	998	4,765	..	..	3,836	7,369	40,882
Other Foreign Countries . . . . .	373	3	114	30	90	1,070	21	382	364	1,242
<b>TOTAL FOREIGN COUNTRIES</b>	<b>96,908</b>	<b>83,720</b>	<b>73,486</b>	<b>157,321</b>	<b>217,713</b>	<b>12,05,070</b>	<b>11,39,519</b>	<b>9,74,014</b>	<b>16,72,846</b>	<b>21,30,747</b>

ARTICLES AND COUNTRIES OF CONSIGNMENT: ALSO SHARE OF EACH PROVINCE	QUANTITY					VALUE				
	1927-28	1928-29	1929-30	1930-31	1931-32	1927-28	1928-29	1929-30	1930-31	1931-32
						R	R	R	Rs	R
<b>Chemicals and chemical preparations (excluding chemical manures and medicines)—continued</b>										
<b>Soda compounds—concluded</b>										
<b>Total Soda compounds—continued</b>	Cwts.	Cwts.	Cwts.	Cwts.	Cwts.*					
Share of Bengal . . . . .	697,499	723,001	843,411	705,562	733,050	45,39,850	48,18,114	54,62,972	48,23,699	50,92,732
„ Bombay . . . . .	276,971	240,321	247,515	270,258	269,816	22,32,681	18,14,834	19,04,824	24,05,088	25,23,743
„ Sind . . . . .	264,622	266,723	300,858	341,172	274,933	18,23,305	18,21,391	20,92,437	17,26,875	18,99,527
„ Madras . . . . .	141,186	189,616	164,642	175,708	166,308	16,76,156	19,16,585	16,73,510	17,17,631	17,89,744
„ Burma . . . . .	110,229	109,256	102,259	114,748	70,737	9,62,889	9,60,846	10,05,250	10,17,694	7,57,823
<b>TOTAL</b>	<b>1,490,507</b>	<b>1,528,917</b>	<b>1,658,685</b>	<b>1,507,448</b>	<b>1,514,844</b>	<b>1,12,35,381</b>	<b>1,13,31,770</b>	<b>1,21,38,999</b>	<b>1,16,00,987</b>	<b>1,20,64,619</b>
<b>Sulphur (Brimstone) (III. C)—</b>	Cwts.	Cwts.	Cwts.	Cwts.	Cwts.					
United Kingdom . . . . .	1,685	206	7,949	8,427	51,772	10,367	2,452	49,182	21,300	2,25,844
Straits Settlements (including Labuan) . . . . .	..	..	1	..	5	..	..	10	..	98
Ceylon . . . . .	..	..	..	238	20	..	..	..	1,387	210
Tanganyika Territory . . . . .	..	..	..	..	140	..	..	..	..	2,800
Victoria . . . . .	..	..	168	..	..	..	..	2,967	..	..
Australian Commonwealth (Total) . . . . .	..	..	268	..	..	..	..	2,967	..	..
<b>TOTAL BRITISH EMPIRE</b>	<b>1,685</b>	<b>206</b>	<b>8,218</b>	<b>8,665</b>	<b>51,937</b>	<b>10,367</b>	<b>2,452</b>	<b>52,099</b>	<b>22,687</b>	<b>2,28,452</b>
Sweden . . . . .	860	20	..	200	..	2,503	129	..	1,160	..
Germany . . . . .	71,487	89,062	23,367	54,243	21,412	8,70,171	4,42,907	1,27,888	2,54,393	1,11,601
Netherlands . . . . .	9	10	81	800	20	195	267	808	4,511	223
Belgium . . . . .	..	10	609	244	..	..	100	4,235	1,808	..
France . . . . .	..	170	20	..	..	..	1,216	175	..	..
Italy . . . . .	304,988	209,451	338,079	283,265	232,715	15,46,095	11,21,077	16,66,339	14,70,524	12,16,777
Austria . . . . .	..	..	..	..	1,160	..	..	..	..	15,909
Persia . . . . .	800	..	4	..	8	2,400	..	35	..	40
Japan . . . . .	7,750	1,662	1,941	1,732	1,527	62,228	24,156	80,596	24,438	29,276
United States of America—Vid Atlantic Coast . . . . .	..	226	36,730	9,245	2,882	..	1,333	1,58,615	54,723	17,262
Other Foreign Countries . . . . .	..	148	1	..	12	..	947	150	2	208
<b>TOTAL FOREIGN COUNTRIES</b>	<b>385,889</b>	<b>300,769</b>	<b>400,842</b>	<b>349,729</b>	<b>250,736</b>	<b>10,83,434</b>	<b>15,92,132</b>	<b>19,88,841</b>	<b>18,11,604</b>	<b>18,81,296</b>
<b>Share of Bengal . . . . .</b>	<b>269,349</b>	<b>194,306</b>	<b>285,110</b>	<b>236,469</b>	<b>205,518</b>	<b>13,24,492</b>	<b>10,06,921</b>	<b>13,67,068</b>	<b>12,13,311</b>	<b>10,21,433</b>
„ Bombay . . . . .	44,697	33,796	39,065	35,892	49,647	2,84,366	2,26,227	2,54,490	2,31,310	3,14,986
„ Sind . . . . .	5,536	8,932	10,771	6,842	7,826	33,451	51,723	60,860	39,531	49,213
„ Madras . . . . .	13,280	11,169	13,077	11,656	7,752	1,01,920	66,468	50,171	69,366	48,226
„ Burma . . . . .	54,232	52,762	61,037	62,535	40,930	2,49,572	2,43,255	2,78,351	2,80,733	1,75,890
<b>TOTAL</b>	<b>387,074</b>	<b>300,965</b>	<b>409,060</b>	<b>353,394</b>	<b>311,673</b>	<b>19,93,801</b>	<b>15,94,584</b>	<b>20,40,940</b>	<b>18,34,291</b>	<b>16,09,748</b>
<b>Zinc compounds—</b>										
<b>Chloride (III. C)—</b>	Cwts.	Cwts.	Cwts.	Cwts.	Cwts.					
United Kingdom . . . . .	15,899	10,408	20,571	17,671	27,029	2,39,937	1,48,018	2,56,764	2,00,735	2,88,261
Germany . . . . .	10,226	6,013	4,308	3,636	6,248	1,42,130	77,806	54,875	41,590	73,826
Netherlands . . . . .	..	..	1	3	8	..	..	175	1,281	99
Belgium . . . . .	1,443	695	1,895	2,251	1,876	19,984	10,857	25,961	25,635	21,803
France . . . . .	723	198	..	..	80	10,259	2,576	..	..	1,132
Other Foreign Countries . . . . .	..	2	..	..	82	..	63	..	..	855
<b>TOTAL FOREIGN COUNTRIES</b>	<b>12,392</b>	<b>6,908</b>	<b>6,199</b>	<b>5,890</b>	<b>8,284</b>	<b>1,72,373</b>	<b>91,302</b>	<b>81,011</b>	<b>68,506</b>	<b>97,245</b>
<b>Share of Bengal . . . . .</b>	<b>3,073</b>	<b>2,713</b>	<b>3,294</b>	<b>2,714</b>	<b>3,403</b>	<b>50,801</b>	<b>40,546</b>	<b>47,801</b>	<b>34,744</b>	<b>41,981</b>
„ Bombay . . . . .	24,274	12,718	22,329	19,983	31,066	3,44,346	1,77,621	2,72,696	2,22,135	3,32,251
„ Sind . . . . .	360	1,164	547	139	265	6,926	5,291	3,348	2,300	4,105
„ Madras . . . . .	501	633	457	604	480	3,853	9,490	6,609	8,231	5,736
„ Burma . . . . .	83	83	143	121	99	1,384	1,372	2,341	1,831	1,433
<b>TOTAL</b>	<b>28,291</b>	<b>17,316</b>	<b>26,770</b>	<b>23,561</b>	<b>35,313</b>	<b>4,12,310</b>	<b>2,34,820</b>	<b>3,37,795</b>	<b>2,69,241</b>	<b>3,85,506</b>
<b>Others (III. C)—</b>	Cwts.	Cwts.	Cwts.	Cwts.	Cwts.					
United Kingdom . . . . .	76	165	721	29	461	1,638	3,035	10,181	1,078	15,687
Germany . . . . .	63	112	56	3,065	7,088	2,158	2,557	1,628	19,757	36,677
Belgium . . . . .	129	45	64	21	3	3,541	951	1,203	393	97
Japan . . . . .	52	..	..	8	..	1,615	..	..	390	..
Other Foreign Countries . . . . .	10	11	..	10	..	964	188	..	957	1
<b>TOTAL FOREIGN COUNTRIES</b>	<b>259</b>	<b>168</b>	<b>120</b>	<b>3,104</b>	<b>7,691</b>	<b>8,273</b>	<b>3,591</b>	<b>2,831</b>	<b>21,497</b>	<b>36,775</b>
<b>Share of Bengal . . . . .</b>	<b>..</b>	<b>..</b>	<b>..</b>	<b>10</b>	<b>20</b>	<b>..</b>	<b>..</b>	<b>..</b>	<b>31</b>	<b>362</b>
„ Bombay . . . . .	305	160	722	63	427	3,517	2,438	3,773	1,501	4,278
„ Sind . . . . .	24	35	33	39	95	1,106	1,254	1,076	1,603	3,151
„ Madras . . . . .	..	29	53	14	10	34	569	1,452	590	375
„ Burma . . . . .	6	109	33	3,007	7,000	254	2,365	1,061	18,595	34,196
<b>TOTAL</b>	<b>335</b>	<b>333</b>	<b>841</b>	<b>3,133</b>	<b>7,552</b>	<b>9,911</b>	<b>6,626</b>	<b>12,962</b>	<b>22,570</b>	<b>42,362</b>

No. 13—continued

ARTICLES AND COUNTRIES OF CONSIGNMENT: ALSO SHARE OF EACH PROVINCE	QUANTITY					VALUE				
	1927-28	1928-29	1929-30	1930-31	1931-32	1927-28	1928-29	1929-30	1930-31	1931-32
Chemicals and chemical pre- parations (excluding chemical manures and medicines)— continued Zinc compounds—continued Total Zinc compounds—						R	R	R	R	R
	Cwts.	Cwts.	Cwts.	Cwts.	Cwts.					
United Kingdom . . . . .	15,975	10,573	21,292	17,700	27,490	2,41,575	1,46,053	2,66,915	2,01,808	2,93,848
Germany . . . . .	10,294	6,125	4,359	6,701	13,331	1,44,283	80,263	56,508	61,347	1,10,503
Netherlands . . . . .	10	5	1	13	3	964	70	175	2,238	90
Belgium . . . . .	1,572	740	1,959	2,272	1,879	23,525	11,808	27,164	26,028	21,400
France . . . . .	723	204	..	..	80	10,259	2,689	..	..	1,132
Japan . . . . .	52	2	..	8	..	1,615	63	..	390	..
Other Foreign Countries . . . . .	..	..	..	..	82	..	..	..	..	886
<b>TOTAL FOREIGN COUNTRIES</b>	<b>12,651</b>	<b>7,076</b>	<b>6,319</b>	<b>8,994</b>	<b>15,375</b>	<b>1,80,646</b>	<b>94,393</b>	<b>83,842</b>	<b>90,003</b>	<b>1,34,020</b>
Share of Bengal . . . . .	3,073	2,713	3,294	2,724	3,423	50,301	40,546	47,801	34,825	43,343
„ Bombay . . . . .	24,579	12,378	23,051	20,046	31,493	3,52,863	1,30,059	2,31,469	2,23,636	3,36,529
„ Sind . . . . .	384	1,199	580	173	360	3,032	6,545	10,024	3,303	7,256
„ Madras . . . . .	501	667	510	618	490	3,337	10,059	3,061	3,321	6,111
„ Burma . . . . .	89	192	176	3,128	7,099	1,633	3,737	3,402	20,726	35,629
<b>TOTAL</b>	<b>28,026</b>	<b>17,649</b>	<b>27,611</b>	<b>26,694</b>	<b>42,865</b>	<b>4,22,221</b>	<b>2,40,946</b>	<b>3,50,757</b>	<b>2,91,311</b>	<b>4,27,868</b>
Other sorts of chemicals (III. C)—										
United Kingdom . . . . .	—	—	—	—	—	16,17,612	18,76,816	20,79,331	17,50,191	14,81,513
Aden and Dependencies . . . . .	—	—	—	—	—	840	2,700	1	..	..
Ceylon . . . . .	—	—	—	—	—	21,486	18,066	25,670	22,620	18,262
Straits Settlements (includ- ing Labuan) . . . . .	—	—	—	—	—	5,356	4,743	8,012	3,189	2,960
Hongkong . . . . .	—	—	—	—	—	4,153	17,706	21,523	20,531	24,115
South Australia (including Northern Territory) Victoria . . . . .	—	—	—	—	—	8,182	137	7,806	23,493	4,674
New South Wales Australian Commonwealth (Total) . . . . .	—	—	—	—	—	4,668	1,242	29	1,438	2,463
Other British Possessions . . . . .	—	—	—	—	—	12,350	11,914	7,335	25,936	7,137
<b>TOTAL BRITISH EMPIRE</b>	<b>—</b>	<b>—</b>	<b>—</b>	<b>—</b>	<b>—</b>	<b>16,62,570</b>	<b>19,31,948</b>	<b>21,48,127</b>	<b>18,23,177</b>	<b>15,34,530</b>
Poland (including Dantzig) . . . . .	—	—	—	—	—	1,740	..	..	..	..
Georgia . . . . .	—	—	—	—	—	2,643	..	..	..	..
Finland . . . . .	—	—	—	—	—	..	..	..	63,477	27,452
Sweden . . . . .	—	—	—	—	—	59,334	33,325	96,514	94,492	84,167
Norway . . . . .	—	—	—	—	—	19,227	2,222	4,669	9,316	..
Denmark . . . . .	—	—	—	—	—	1,444	1,522	516	402	613
Germany . . . . .	—	—	—	—	—	26,14,791	12,12,631	15,79,396	15,53,105	15,54,203
Netherlands . . . . .	—	—	—	—	—	4,28,897	2,66,051	3,54,450	3,38,731	3,95,235
Belgium . . . . .	—	—	—	—	—	63,393	25,893	53,498	46,431	23,653
Luxemburg . . . . .	—	—	—	—	—	..	1,412	..	..	2,057
France . . . . .	—	—	—	—	—	65,130	1,44,063	2,11,346	1,16,630	1,54,470
Spain . . . . .	—	—	—	—	—	91	2,789	342	252	..
Portugal . . . . .	—	—	—	—	—	..	..	..	4,543	..
Switzerland . . . . .	—	—	—	—	—	74,902	33,064	36,461	61,610	53,337
Italy . . . . .	—	—	—	—	—	23,021	19,790	20,036	61,405	29,642
Austria . . . . .	—	—	—	—	—	13,236	2,075	2,037	2,324	553
Czechoslovakia . . . . .	—	—	—	—	—	221	103	6,031	7,602	1,097
Turkey, European . . . . .	—	—	—	—	—	3,334	..	..	..	..
Greece . . . . .	—	—	—	—	—	..	..	..	1,631	..
Persia . . . . .	—	—	—	—	—	704	..	2,175	83	545
Smyrna . . . . .	—	—	—	—	—	2,100	..	..	..	..
China (exclusive of Hongkong and Macão) . . . . .	—	—	—	—	—	3,656	48,650	10,453	9,491	21,102
Japan . . . . .	—	—	—	—	—	1,83,797	1,87,415	2,62,840	1,91,736	2,43,423
Egypt . . . . .	—	—	—	—	—	13	..	2,511	342	192
United States of America— Via Atlantic Coast . . . . .	—	—	—	—	—	3,63,030	5,38,075	4,43,690	4,72,376	5,51,149
„ Pacific „ . . . . .	—	—	—	—	—	372	3,811	1,235	11,719	463
Other Foreign Countries . . . . .	—	—	—	—	—	617	75	539	669	109
<b>TOTAL FOREIGN COUNTRIES</b>	<b>—</b>	<b>—</b>	<b>—</b>	<b>—</b>	<b>—</b>	<b>39,31,843</b>	<b>25,22,971</b>	<b>30,99,339</b>	<b>30,48,372</b>	<b>31,53,477</b>
Share of Bengal . . . . .	—	—	—	—	—	10,95,304	14,05,702	14,62,326	14,99,271	12,70,516
„ Bombay . . . . .	—	—	—	—	—	30,91,490	13,03,592	23,39,304	21,64,678	22,16,316
„ Sind . . . . .	—	—	—	—	—	3,70,546	3,03,659	3,52,471	3,35,669	3,09,401
„ Madras . . . . .	—	—	—	—	—	3,13,433	5,63,319	6,96,437	5,21,199	5,53,925
„ Burma . . . . .	—	—	—	—	—	3,33,035	3,68,646	4,61,923	3,65,333	2,82,349
<b>TOTAL</b>	<b>—</b>	<b>—</b>	<b>—</b>	<b>—</b>	<b>—</b>	<b>55,04,413</b>	<b>44,54,919</b>	<b>52,42,466</b>	<b>48,70,549</b>	<b>46,83,007</b>

ARTICLES, AND COUNTRIES OF CONSIGNMENT; ALSO SHARE OF EACH PROVINCE	QUANTITY					VALUE				
	1927-28	1928-29	1929-30	1930-31	1931-32	1927-28	1928-29	1929-30	1930-31	1931-32
						R	R	R	R	R
Chemicals and chemical preparations (excluding chemical manures and medicines)— concluded										
<i>Total value of chemicals and chemical preparations (excluding chemical manures and medicines)—</i>										
United Kingdom . . . . .	—	—	—	—	—	1,46,72,149	1,47,23,680	1,59,33,278	1,41,08,205	1,40,78,407
Aden and Dependencies . . . . .	—	—	—	—	—	6,670	11,187	11,907	12,527	9,847
Bahrain Islands . . . . .	—	—	—	—	—	5,304	..	..	..	10
Ceylon . . . . .	—	—	—	—	—	28,855	28,291	35,930	34,844	22,773
Straits Settlements (including Labuan) . . . . .	—	—	—	—	—	25,106	27,283	18,729	14,370	10,813
Hongkong . . . . .	—	—	—	—	—	56,213	74,064	62,305	86,149	58,302
Natal . . . . .	—	—	—	—	—	60	298	26,016	56,665	45,989
Kenya Colony . . . . .	—	—	—	—	—	4,80,314	6,24,350	7,15,523	6,06,995	3,83,043
Tanganika Territory . . . . .	—	—	—	—	—	..	..	..	..	2,800
Canada— Via Atlantic Coast . . . . .	—	—	—	—	—	16,587	24,192	13,781	54,512	1,05,322
South Australia (including Northern Territory) . . . . .	—	—	—	—	—	..	976	..	..	3
Victoria . . . . .	—	—	—	—	—	8,197	11,395	12,548	26,633	4,797
New South Wales . . . . .	—	—	—	—	—	24,995	26,675	33,134	20,899	12,947
Australian Commonwealth (Total) . . . . .	—	—	—	—	—	33,192	39,046	45,682	47,441	17,747
Other British Possessions . . . . .	—	—	—	—	—	774	..	..	547	3
<b>TOTAL BRITISH EMPIRE</b> . . . . .	—	—	—	—	—	1,53,25,204	1,55,47,400	1,68,63,156	1,50,22,255	1,47,35,056
Russia— Northern Russia . . . . .	—	—	—	—	—	..	..	..	66,252	2,39,441
Southern Russia . . . . .	—	—	—	—	—	..	1,126	..	44,027	4,51,887
Pacific Ports in Asia . . . . .	—	—	—	—	—	..	..	..	9,767	..
Finland . . . . .	—	—	—	—	—	..	..	..	2,25,046	1,52,170
Georgia . . . . .	—	—	—	—	—	2,643	..	..	..	..
Sweden . . . . .	—	—	—	—	—	2,85,161	2,64,260	6,87,204	3,27,334	4,13,841
Norway . . . . .	—	—	—	—	—	5,75,437	4,22,227	5,53,856	4,28,753	2,10,165
Denmark . . . . .	—	—	—	—	—	1,444	1,522	516	402	616
Poland (including Dantzig) . . . . .	—	—	—	—	—	2,227	..	..	..	..
Germany . . . . .	—	—	—	—	—	56,86,627	41,49,374	43,76,731	47,87,694	46,55,153
Netherlands . . . . .	—	—	—	—	—	6,12,373	4,75,432	5,57,318	6,92,228	6,49,335
Belgium . . . . .	—	—	—	—	—	4,32,888	4,06,457	3,97,914	3,06,297	2,95,927
Luxemburg . . . . .	—	—	—	—	—	..	1,412	..	..	2,057
France . . . . .	—	—	—	—	—	2,96,155	3,57,592	3,30,322	3,09,977	3,98,169
Spain . . . . .	—	—	—	—	—	91	2,789	842	5,966	..
Portugal . . . . .	—	—	—	—	—	..	..	..	4,548	..
Switzerland . . . . .	—	—	—	—	—	1,14,686	42,511	62,271	87,157	61,837
Italy . . . . .	—	—	—	—	—	17,67,462	14,49,503	21,34,137	19,23,431	15,05,394
Austria . . . . .	—	—	—	—	—	27,490	23,988	22,804	13,967	9,020
Czechoslovakia . . . . .	—	—	—	—	—	5,555	5,168	52,784	16,237	5,462
Serb-Croat Slovene State (Jugo-Slavia) . . . . .	—	—	—	—	—	10,123	19,166	11,606	..	6,676
Greece . . . . .	—	—	—	—	—	..	414	..	1,631	..
Turkey, European . . . . .	—	—	—	—	—	3,834	4,979	4,261	3,564	5,440
Smyrna . . . . .	—	—	—	—	—	2,100	..	..	..	..
Mascat Territory and Trucial Oman . . . . .	—	—	—	—	—	4,723	1,507	112	10	14
Iraq . . . . .	—	—	—	—	—	4,296	7,797	2,706	1,461	716
Persia . . . . .	—	—	—	—	—	4,317	40	2,216	2,075	2,601
China (exclusive of Hongkong and Macao) . . . . .	—	—	—	—	—	20,449	69,213	61,371	53,153	43,842
Japan . . . . .	—	—	—	—	—	3,29,588	3,58,105	5,22,019	4,36,607	6,36,644
Egypt . . . . .	—	—	—	—	—	13	1,426	2,511	3,891	15,584
Portuguese East Africa . . . . .	—	—	—	—	—	..	6,532	7,482	..	..
United States of America— Via Atlantic Coast . . . . .	—	—	—	—	—	8,71,525	11,60,167	11,71,106	13,12,846	11,48,716
" Pacific " . . . . .	—	—	—	—	—	5,690	7,356	3,171	34,040	41,352
Other Foreign Countries . . . . .	—	—	—	—	—	1,000	1,729	116	901	333
<b>TOTAL FOREIGN COUNTRIES</b> . . . . .	—	—	—	—	—	1,10,67,902	92,46,807	1,10,10,426	1,11,00,162	1,09,62,192
Share of Bengal . . . . .	—	—	—	—	—	96,34,204	1,00,95,827	1,17,32,150	1,03,60,342	99,50,457
" Bombay . . . . .	—	—	—	—	—	84,07,337	62,44,934	71,21,683	73,11,224	75,90,301
" Sind . . . . .	—	—	—	—	—	29,08,307	28,79,035	32,24,845	28,52,964	28,62,430
" Madras . . . . .	—	—	—	—	—	32,60,795	33,76,444	32,34,037	31,78,901	34,15,746
" Burma . . . . .	—	—	—	—	—	21,31,963	21,98,167	25,10,311	24,18,496	15,77,303
<b>TOTAL</b> . . . . .	—	—	—	—	—	2,63,93,106	2,47,94,207	2,78,73,582	2,61,22,417	2,56,97,248

No. 13—continued.

ARTICLES, AND COUNTRIES OF CONSIGNMENT; ALSO SHARE OF EACH PROVINCE	QUANTITY					VALUE				
	1927-28	1928-29	1929-30	1930-31	1931-32	1927-28	1928-29	1929-30	1930-31	1931-32
China clay (II. B)—										
United Kingdom	Cwts. 522,521	Cwts. 208,215	Cwts. 408,362	Cwts. 239,217	Cwts. 301,137	R 18,06,546	R 9,65,508	R 15,10,209	R 7,05,850	R 9,05,058
Germany . . . . .	4,248	200	..	10	21	16,775	705	1	50	143
Belgium . . . . .	6,830	100	200	250	702	26,873	401	768	1,190	3,005
Austria . . . . .	..	..	..	229	1,198	..	..	..	665	3,461
United States of America— Via Atlantic Coast . . . . .	..	..	446	..	380	..	..	4,368	..	1,463
" Pacific " . . . . .	..	..	..	..	220	..	..	..	..	848
Other Foreign Countries . . . . .	106	241	..	46	16	784	722	..	456	165
<b>TOTAL FOREIGN COUNTRIES</b>	<b>11,274</b>	<b>541</b>	<b>646</b>	<b>535</b>	<b>2,537</b>	<b>44,432</b>	<b>1,918</b>	<b>5,137</b>	<b>2,361</b>	<b>9,085</b>
Share of Bengal . . . . .	70,934	67,481	57,289	39,932	26,391	2,39,442	2,19,493	1,94,913	1,34,136	77,800
" Bombay . . . . .	459,682	229,333	436,795	198,485	363,612	15,97,362	7,36,730	12,93,894	5,68,134	8,24,486
" Sind . . . . .	3	..	5	130	125	59	..	15	701	602
" Madras . . . . .	2,980	1,942	4,482	1,030	3,012	13,331	11,203	22,156	5,167	10,399
" Burma . . . . .	196	..	446	25	34	784	..	4,368	73	356
<b>TOTAL</b>	<b>533,795</b>	<b>298,756</b>	<b>499,008</b>	<b>239,752</b>	<b>398,674</b>	<b>18,50,978</b>	<b>9,67,426</b>	<b>15,15,346</b>	<b>7,08,211</b>	<b>9,14,143</b>
Chinese and Japanese ware (in- cluding lacquered ware, but ex- cluding earthenware and porce- lain) (III. E)—										
United Kingdom . . . . .	—	—	—	—	—	13,388	4,542	4,912	8,133	3,547
Ceylon . . . . .	—	—	—	—	—	1,516	1,924	4,828	990	20
Strait Settlements (includ- ing Labuan) . . . . .	—	—	—	—	—	5,235	4,365	1,180	2,174	704
Hongkong . . . . .	—	—	—	—	—	5,367	11,451	9,935	7,111	4,438
Other British Possessions . . . . .	—	—	—	—	—	20	7	..	15	55
<b>TOTAL BRITISH EMPIRE</b>	<b>—</b>	<b>—</b>	<b>—</b>	<b>—</b>	<b>—</b>	<b>25,521</b>	<b>22,239</b>	<b>20,855</b>	<b>18,429</b>	<b>8,764</b>
Germany . . . . .	—	—	—	—	—	2,664	10,193	7,449	285	155
France . . . . .	—	—	—	—	—	2,780	664	..	126	176
Czechoslovakia . . . . .	—	—	—	—	—	40	..	2,150	..	..
China (exclusive of Hong- kong and Macao) . . . . .	—	—	—	—	—	24,978	6,964	1,573	3,025	4,235
Japan . . . . .	—	—	—	—	—	20,252	22,845	26,486	47,509	21,586
Other Foreign Countries . . . . .	—	—	—	—	—	1,077	1,246	332	692	145
<b>TOTAL FOREIGN COUNTRIES</b>	<b>—</b>	<b>—</b>	<b>—</b>	<b>—</b>	<b>—</b>	<b>51,791</b>	<b>41,912</b>	<b>40,490</b>	<b>51,637</b>	<b>26,347</b>
Share of Bengal . . . . .	—	—	—	—	—	8,756	4,006	8,653	5,172	4,597
" Bombay . . . . .	—	—	—	—	—	25,009	11,314	13,200	27,276	14,946
" Sind . . . . .	—	—	—	—	—	334	1,667	3,362	1,536	2,139
" Madras . . . . .	—	—	—	—	—	7,086	17,252	11,323	9,398	1,723
" Burma . . . . .	—	—	—	—	—	36,127	29,372	25,307	26,666	11,706
<b>TOTAL</b>	<b>—</b>	<b>—</b>	<b>—</b>	<b>—</b>	<b>—</b>	<b>77,312</b>	<b>64,201</b>	<b>61,345</b>	<b>70,066</b>	<b>85,111</b>

GENERAL IMPORTS

ARTICLES, AND COUNTRIES OF CONSIGNMENT; ALSO SHARE OF EACH PROVINCE	QUANTITY					VALUE				
	1927-28	1928-29	1929-30	1930-31	1931-32	1927-28	1928-29	1929-30	1930-31	1931-32
	No.	No.	No.	No.	No.	R	R	R	R	R
<b>Clocks and Watches and parts thereof—</b>										
<b>Clocks and Timepieces (III. D)—</b>										
United Kingdom . . . . .	7,491	35,423	3,475	5,668	3,653	1,19,825	1,54,527	99,115	81,129	45,279
Maldives . . . . .	108	..	..	3	5	1,900	..	..	50	80
Ceylon . . . . .	384	273	349	293	435	4,794	3,732	3,752	3,560	3,164
Straits Settlements (including Labuan)	4,399	542	658	571	658	10,943	6,313	5,640	6,287	5,806
Kenya Colony . . . . .	3	124	7	21	22	25	1,141	48	281	151
Canada—										
<i>Via Atlantic Coast</i> . . . . .	2,581	684	144	3	1	14,914	5,783	703	52	159
<i>" Pacific "</i> . . . . .	..	..	..	..	1	..	..	..	..	30
Other British Possessions . . . . .	62	40	7	57	27	372	880	132	537	224
<b>TOTAL BRITISH EMPIRE . . . . .</b>	<b>15,523</b>	<b>37,086</b>	<b>4,640</b>	<b>6,016</b>	<b>4,802</b>	<b>1,58,073</b>	<b>1,72,376</b>	<b>1,09,440</b>	<b>91,946</b>	<b>54,873</b>
Georgia . . . . .	100	..	..	..	..	1,130	..	..	..	..
Germany . . . . .	1,64,085	198,140	217,908	194,097	161,476	4,79,772	6,69,440	6,58,854	5,19,170	4,11,441
Netherlands . . . . .	240	539	..	43	28	809	3,096	..	623	37
Belgium . . . . .	431	318	235	277	147	922	2,151	2,414	1,185	927
France . . . . .	14,572	33,049	31,327	15,112	9,599	45,733	1,02,386	86,309	69,582	39,306
Switzerland . . . . .	16,505	28,447	40,277	21,345	13,906	63,453	87,223	1,08,171	74,474	40,978
Italy . . . . .	33,743	80,526	22,472	10,552	2,500	85,163	91,507	61,495	45,226	11,506
Austria . . . . .	784	506	934	2,101	6	1,764	343	3,257	2,897	23
Perals . . . . .	1	4,803	..	4	6	71	14,515	..	89	112
Japan . . . . .	27,127	28,047	43,592	41,079	33,622	1,99,308	1,92,360	2,95,398	2,61,865	1,31,207
Portuguese East Africa . . . . .	7	8	..	1	..	1,310	55	..	3	..
United States of America— <i>Via Atlantic Coast</i> . . . . .	102,919	86,203	62,736	48,717	19,429	6,98,241	5,36,658	4,12,762	2,39,176	1,20,405
<i>" Pacific "</i> . . . . .	..	..	..	3	3	..	..	..	29	76
Other Foreign Countries . . . . .	22	69	86	49	54	310	667	728	656	525
<b>TOTAL FOREIGN COUNTRIES . . . . .</b>	<b>360,536</b>	<b>411,255</b>	<b>410,157</b>	<b>342,380</b>	<b>241,076</b>	<b>15,77,986</b>	<b>17,00,461</b>	<b>16,24,388</b>	<b>12,64,975</b>	<b>8,15,633</b>
<b>Share of Bengal . . . . .</b>	<b>97,921</b>	<b>112,052</b>	<b>112,123</b>	<b>113,452</b>	<b>97,420</b>	<b>4,37,447</b>	<b>4,78,015</b>	<b>4,68,088</b>	<b>3,89,083</b>	<b>2,66,013</b>
<i>" Bombay "</i> . . . . .	<b>162,109</b>	<b>234,795</b>	<b>203,875</b>	<b>140,210</b>	<b>83,944</b>	<b>7,02,955</b>	<b>8,69,311</b>	<b>7,91,780</b>	<b>5,51,626</b>	<b>3,66,133</b>
<i>" Sind "</i> . . . . .	<b>31,766</b>	<b>35,145</b>	<b>36,129</b>	<b>37,277</b>	<b>36,954</b>	<b>1,57,531</b>	<b>1,66,601</b>	<b>1,40,248</b>	<b>1,42,542</b>	<b>1,14,091</b>
<i>" Madras "</i> . . . . .	<b>43,192</b>	<b>36,510</b>	<b>40,291</b>	<b>38,251</b>	<b>19,473</b>	<b>2,08,942</b>	<b>1,86,285</b>	<b>2,00,773</b>	<b>1,68,660</b>	<b>85,351</b>
<i>" Burma "</i> . . . . .	<b>41,076</b>	<b>29,339</b>	<b>22,319</b>	<b>19,808</b>	<b>3,087</b>	<b>2,29,734</b>	<b>1,72,625</b>	<b>1,44,939</b>	<b>1,22,011</b>	<b>38,901</b>
<b>TOTAL . . . . .</b>	<b>376,064</b>	<b>448,341</b>	<b>414,797</b>	<b>348,996</b>	<b>245,878</b>	<b>17,86,659</b>	<b>18,72,837</b>	<b>17,39,828</b>	<b>13,56,921</b>	<b>8,70,506</b>
<b>Watches (III. D)—</b>										
United Kingdom . . . . .	3,009	1,336	1,454	928	722	13,085	22,592	3,064	9,846	18,161
Ceylon . . . . .	3,269	3,460	944	5	43	30,545	29,598	9,449	85	321
Straits Settlements (including Labuan) . . . . .	8,341	4,783	391	234	91	1,07,346	18,868	5,495	4,504	845
Other British Possessions . . . . .	71	80	87	97	184	882	1,407	1,087	949	1,241
<b>TOTAL BRITISH EMPIRE . . . . .</b>	<b>14,690</b>	<b>9,659</b>	<b>2,876</b>	<b>1,264</b>	<b>990</b>	<b>1,51,858</b>	<b>72,465</b>	<b>24,095</b>	<b>15,384</b>	<b>20,58</b>
Germany . . . . .	11,908	16,185	4,086	2,951	5,324	24,515	34,059	7,445	8,052	16,201
Belgium . . . . .	..	..	..	..	915	..	..	..	..	4,421
Netherlands . . . . .	932	..	6	6	..	1,916	..	315	41	..
France . . . . .	26,439	18,938	11,863	2,010	35,448	65,117	38,749	14,833	8,063	76,00
Switzerland . . . . .	190,166	231,326	205,717	108,295	47,192	6,35,317	6,35,336	4,79,232	2,14,031	71,27
Italy . . . . .	5,592	4,026	767	1,547	950	10,152	10,269	6,061	9,938	2,46
Czechoslovakia . . . . .	3,331	..	..	459	..	6,016	..	..	3,218	..
Japan . . . . .	5	250	177	1	376	50	1,458	694	80	1,97
United States of America— <i>Via Atlantic Coast</i> . . . . .	973	596	39	1,251	153	3,865	3,947	495	4,060	80
<i>" Pacific "</i> . . . . .	2	..	..	1	..	20	..	..	5	..
Other Foreign Countries . . . . .	99	161	886	95	396	713	1,643	1,060	941	1,41
<b>TOTAL FOREIGN COUNTRIES . . . . .</b>	<b>239,492</b>	<b>271,482</b>	<b>323,546</b>	<b>116,613</b>	<b>90,754</b>	<b>7,47,681</b>	<b>7,25,461</b>	<b>5,10,185</b>	<b>2,48,529</b>	<b>1,74,56</b>
<b>Share of Bengal . . . . .</b>	<b>28,956</b>	<b>44,346</b>	<b>12,665</b>	<b>11,705</b>	<b>35,010</b>	<b>1,90,317</b>	<b>1,95,932</b>	<b>63,230</b>	<b>35,559</b>	<b>65,11</b>
<i>" Bombay "</i> . . . . .	<b>300,031</b>	<b>308,964</b>	<b>294,291</b>	<b>104,336</b>	<b>49,833</b>	<b>6,03,460</b>	<b>5,12,776</b>	<b>4,40,696</b>	<b>2,16,973</b>	<b>99,11</b>
<i>" Sind "</i> . . . . .	<b>3,071</b>	<b>7,237</b>	<b>4,321</b>	<b>1,009</b>	<b>1,989</b>	<b>9,338</b>	<b>13,497</b>	<b>7,945</b>	<b>6,948</b>	<b>20,61</b>
<i>" Madras "</i> . . . . .	<b>13,961</b>	<b>3,595</b>	<b>1,549</b>	<b>366</b>	<b>1,496</b>	<b>94,341</b>	<b>10,927</b>	<b>4,134</b>	<b>1,986</b>	<b>3,84</b>
<i>" Burma "</i> . . . . .	<b>3,163</b>	<b>17,049</b>	<b>3,696</b>	<b>411</b>	<b>3,366</b>	<b>72,083</b>	<b>64,794</b>	<b>13,325</b>	<b>6,347</b>	<b>6,46</b>
<b>TOTAL . . . . .</b>	<b>254,182</b>	<b>281,141</b>	<b>326,422</b>	<b>117,877</b>	<b>91,744</b>	<b>8,99,539</b>	<b>7,97,926</b>	<b>5,34,230</b>	<b>2,63,918</b>	<b>1,95,11</b>



No. 13—continued

ARTICLES, AND COUNTRIES OF CONSIGNMENT; ALSO SHARE OF EACH PROVINCE	QUANTITY					VALUE				
	1927-28	1928-29	1929-30	1930-31	1931-32	1927-28	1928-29	1929-30	1930-31	1931-32
						R	R	R	R	R
<b>Clocks and Watches and parts thereof—contd.</b>										
<b>Parts of Clocks and Watches (III. D)—</b>										
United Kingdom . . . . .	—	—	—	—	—	23,069	20,495	23,405	16,120	10,382
Other British Possessions . . . . .	—	—	—	—	—	116	70	70	10	89
<b>TOTAL BRITISH EMPIRE . . . . .</b>	<b>—</b>	<b>—</b>	<b>—</b>	<b>—</b>	<b>—</b>	<b>23,185</b>	<b>20,565</b>	<b>23,475</b>	<b>16,130</b>	<b>10,471</b>
Germany . . . . .	—	—	—	—	—	3,786	5,433	1,990	2,308	3,115
Belgium . . . . .	—	—	—	—	—	4,420	4,179	221	1,557	955
France . . . . .	—	—	—	—	—	8,567	2,325	4,061	6,497	5,260
Switzerland . . . . .	—	—	—	—	—	9,931	15,672	13,152	1,133	3,377
Persia . . . . .	—	—	—	—	—	1,640	..	..	..	..
Japan . . . . .	—	—	—	—	—	28,343	33,521	30,450	33,139	30,390
United States of America—										
<i>Via Atlantic Coast . . . . .</i>	—	—	—	—	—	5,851	2,766	5,259	4,012	1,164
Other Foreign Countries . . . . .	—	—	—	—	—	200	333	117	540	20
<b>TOTAL FOREIGN COUNTRIES . . . . .</b>	<b>—</b>	<b>—</b>	<b>—</b>	<b>—</b>	<b>—</b>	<b>62,768</b>	<b>69,229</b>	<b>55,916</b>	<b>49,236</b>	<b>44,781</b>
<b>Share of Bengal . . . . .</b>	<b>—</b>	<b>—</b>	<b>—</b>	<b>—</b>	<b>—</b>	<b>21,275</b>	<b>30,002</b>	<b>18,761</b>	<b>21,323</b>	<b>11,613</b>
" Bombay . . . . .	—	—	—	—	—	52,710	50,375	40,864	34,347	35,533
" Sind . . . . .	—	—	—	—	—	4,463	3,627	6,280	4,653	6,553
" Madras . . . . .	—	—	—	—	—	1,339	2,235	2,460	3,491	633
" Burma . . . . .	—	—	—	—	—	5,625	3,555	5,046	1,052	920
<b>TOTAL . . . . .</b>	<b>—</b>	<b>—</b>	<b>—</b>	<b>—</b>	<b>—</b>	<b>85,923</b>	<b>89,794</b>	<b>79,391</b>	<b>65,366</b>	<b>55,252</b>
<b>Total value of Clocks and Watches and parts thereof—</b>										
United Kingdom . . . . .	—	—	—	—	—	1,55,979	1,97,614	1,30,584	1,07,095	73,829
Maldives . . . . .	—	—	—	—	—	1,000	..	..	50	60
Ceylon . . . . .	—	—	—	—	—	35,419	33,340	13,201	3,645	3,490
Strait Settlements (including Labuan) . . . . .	—	—	—	—	—	1,24,225	25,186	11,135	10,791	6,093
Kenya Colony . . . . .	—	—	—	—	—	515	1,375	248	830	320
Canada—										
<i>Via Atlantic Coast . . . . .</i>	—	—	—	—	—	14,914	5,783	703	52	159
" Pacific " . . . . .	—	—	—	—	—	..	..	..	..	30
Other British Possessions . . . . .	—	—	—	—	—	719	2,108	1,139	997	850
<b>TOTAL BRITISH EMPIRE . . . . .</b>	<b>—</b>	<b>—</b>	<b>—</b>	<b>—</b>	<b>—</b>	<b>3,33,731</b>	<b>2,65,406</b>	<b>1,57,010</b>	<b>1,23,460</b>	<b>85,931</b>
Georgia . . . . .	—	—	—	—	—	1,130	..	..	..	..
Germany . . . . .	—	—	—	—	—	5,08,073	7,08,932	6,83,289	5,29,525	4,30,756
Netherlands . . . . .	—	—	—	—	—	2,725	3,096	2,729	664	37
Belgium . . . . .	—	—	—	—	—	5,342	6,375	281	2,742	6,302
France . . . . .	—	—	—	—	—	1,19,417	1,43,460	1,05,803	84,142	1,20,570
Switzerland] . . . . .	—	—	—	—	—	7,08,701	7,33,291	6,00,555	2,39,643	1,25,131
Italy . . . . .	—	—	—	—	—	95,495	1,01,371	67,594	55,684	13,971
Austria . . . . .	—	—	—	—	—	1,934	563	4,134	3,130	353
Czechoslovakia . . . . .	—	—	—	—	—	6,016	..	6	3,332	41
Iraq . . . . .	—	—	—	—	—	393	1,027	264	80	43
Persia . . . . .	—	—	—	—	—	1,716	14,526	..	80	112
China (exclusive of Hongkong and Macao) . . . . .	—	—	—	—	—	..	225	121	43	1,188
Japan . . . . .	—	—	—	—	—	2,27,701	2,32,339	3,28,545	2,95,134	2,13,658
Portuguese East Africa . . . . .	—	—	—	—	—	1,430	533	146	51	110
United States of America—										
<i>Via Atlantic Coast . . . . .</i>	—	—	—	—	—	7,07,957	5,43,371	4,13,516	2,97,243	1,22,070
" Pacific " . . . . .	—	—	—	—	—	20	..	..	34	74
Other Foreign Countries . . . . .	—	—	—	—	—	340	457	453	1,109	253
<b>TOTAL FOREIGN COUNTRIES . . . . .</b>	<b>—</b>	<b>—</b>	<b>—</b>	<b>—</b>	<b>—</b>	<b>23,88,390</b>	<b>24,95,151</b>	<b>21,90,489</b>	<b>15,62,740</b>	<b>10,34,931</b>

GENERAL IMPORTS

No. 13—continued

ARTICLES, AND COUNTRIES OF CONSIGNMENT; ALSO SHARE OF EACH PROVINCE	QUANTITY					VALUE				
	1927-28	1928-29	1929-30	1930-31	1931-32	1927-28	1928-29	1929-30	1930-31	1931-32
Clocks and Watches and parts thereof—continued						R	R	R	R	R
Total value of Clocks and Watches and parts thereof—continued										
Share of Bengal . . . . .	—	—	—	—	—	5,79,539	7,03,949	5,38,076	4,26,405	3,42,776
" Bombay . . . . .	—	—	—	—	—	13,58,131	14,32,462	13,79,340	8,04,946	5,00,800
" Sind . . . . .	—	—	—	—	—	1,71,837	1,83,725	1,54,453	1,53,143	1,41,268
" Madras . . . . .	—	—	—	—	—	3,05,122	1,99,447	2,07,397	1,73,237	89,840
" Burma . . . . .	—	—	—	—	—	3,07,492	2,40,974	1,68,210	1,22,410	46,228
<b>TOTAL</b>	—	—	—	—	—	27,22,121	27,60,557	23,47,449	16,86,200	11,20,912
Coal and Coke—										
Coal (H. A)—										
	Tons	Tons	Tons	Tons	Tons					
United Kingdom . . . . .	52,336	38,902	18,812	23,245	23,760	13,81,353	8,56,825	3,78,495	4,78,393	5,55,930
Aden and Dependencies . . . . .	50	..	..	326	155	900	..	..	4,748	2,325
Ceylon . . . . .	697	795	300	854	710	15,207	17,167	3,300	11,860	12,780
Federated Malay States . . . . .	..	..	..	..	1,070	..	..	..	..	14,445
Straits Settlements (including Labuan) . . . . .	2,085	1,191	175	678	9	31,817	4,852	1,766	12,370	162
British Borneo . . . . .	..	..	100	..	..	..	..	2,000	..	..
Hongkong . . . . .	277	..	75	..	120	2,770	..	1,050	..	1,510
Natal . . . . .	154,586	105,238	197,404	121,033	23,241	31,85,331	19,87,013	36,36,747	21,42,554	3,99,949
Transvaal . . . . .	..	..	..	500	..	..	..	..	9,000	..
Kenya Colony . . . . .	..	260	..	..	720	..	1,560	..	..	10,800
Mauritius and Dependencies . . . . .	..	394	..	..	..	..	7,186	..	..	..
Western Australia . . . . .	..	..	650	..	..	..	..	6,500	..	..
New South Wales . . . . .	8,727	1,393	1,190	1,455	3,805	2,18,866	26,930	23,800	32,010	89,230
Australian Commonwealth (Total) . . . . .	8,727	1,393	1,340	1,455	3,805	2,18,866	26,930	30,300	32,010	89,230
Fiji Islands . . . . .	..	..	123	..	..	..	..	1,300	..	..
<b>TOTAL BRITISH EMPIRE</b>	218,758	148,173	218,834	148,091	53,590	48,36,244	29,01,533	40,54,958	26,91,441	10,87,131
Germany . . . . .	..	310	..	..	..	..	3,160	..	..	..
Netherlands . . . . .	387	275	118	..	..	7,740	5,500	2,124	..	..
Belgium . . . . .	180	..	..	..	..	2,340	..	..	..	..
Austria . . . . .	380	..	..	..	..	7,980	..	..	..	..
Iraq . . . . .	..	..	..	271	..	..	..	..	5,420	..
Perals . . . . .	135	..	..	..	..	1,620	..	..	..	..
Native States in Arabia other than Maskat Territory and Trucial Oman . . . . .	..	276	1,400	250	..	..	4,636	25,300	4,400	..
Java . . . . .	1,329	49	1,769	1,035	852	18,271	1,975	26,162	15,280	3,737
Indo-China (including Cochinchina, Cambodia, Annam, Tonquin and Fr. leased territories in China) . . . . .	..	..	..	..	600	..	..	..	..	12,000
China (exclusive of Hongkong and Macao) . . . . .	..	..	200	..	252	..	..	3,200	..	3,528
Japan . . . . .	5,639	770	1,151	980	825	1,66,010	13,320	20,205	15,900	16,410
Egypt . . . . .	181	..	224	..	..	5,110	..	3,360	..	..
Portuguese East Africa . . . . .	35,216	20,681	150	5,061	..	7,98,044	3,65,792	3,300	96,154	..
Madagascar . . . . .	95	..	..	..	..	2,185	..	..	..	..
Italian East Africa . . . . .	472	..	300	..	..	5,813	..	5,400	..	..
United States of America—										
Via Atlantic Coast . . . . .	271	..	..	..	..	6,775	..	..	..	..
" Pacific " . . . . .	4	..	..	..	..	112	..	..	..	..
Other Foreign Countries . . . . .	..	28	80	..	..	..	230	960	..	..
<b>TOTAL FOREIGN COUNTRIES</b>	44,239	22,384	5,392	7,597	2,029	10,12,000	3,94,633	89,911	1,37,154	35,675
Share of Bengal . . . . .	7,378	3,989	2,743	1,417	1,395	94,117	35,008	33,418	15,199	17,947
" Bombay . . . . .	207,099	133,479	132,680	103,532	27,343	45,44,936	25,53,239	33,27,749	18,51,980	6,36,580
" Sind . . . . .	30,323	25,305	30,173	31,680	13,179	7,25,343	5,50,732	6,19,096	6,13,714	2,44,443
" Madras . . . . .	7,249	1,551	1,941	13,568	8,036	2,04,494	40,390	45,233	2,59,134	1,44,453
" Burma . . . . .	10,448	6,533	6,889	5,511	5,101	2,77,854	1,10,777	1,18,723	88,658	79,353
<b>TOTAL</b>	262,997	170,557	224,226	155,888	55,819	58,48,244	32,96,166	41,44,869	23,28,595	11,22,806

No. 13—continued

ARTICLES, AND COUNTRIES OF CONSIGNMENT; ALSO SHARE OF EACH PROVINCE	QUANTITY					VALUE				
	1927-28	1928-29	1929-30	1930-31	1931-32	1927-28	1928-29	1929-30	1930-31	1931-32
	Tons	Tons	Tons	Tons	Tons	R	R	R	R	R
<i>Coal and Coke—continued</i>										
<i>Coke (III. V)—</i>										
United Kingdom . . . . .	6,375	5,314	3,417	4,323	1,496	2,63,275	1,67,086	1,37,142	1,58,007	61,534
Ceylon . . . . .	..	113	..	..	..	..	4,633	..	..	..
Straits Settlements (including Labuan) . . . . .	..	..	171	..	..	..	..	10,275	..	..
Natal . . . . .	4,446	14,558	9,180	18,020	9,844	1,37,057	4,42,339	2,62,263	4,66,617	2,17,382
<b>TOTAL BRITISH EMPIRE . . . . .</b>	<b>10,821</b>	<b>19,985</b>	<b>12,768</b>	<b>22,343</b>	<b>11,340</b>	<b>4,00,332</b>	<b>6,14,058</b>	<b>4,09,680</b>	<b>6,24,624</b>	<b>2,78,616</b>
Germany . . . . .	..	..	..	416	804	19	..	..	12,559	26,166
Japan . . . . .	..	..	..	107	..	..	..	..	3,389	..
Other Foreign Countries . . . . .	..	..	..	..	..	..	..	3	..	1
<b>TOTAL FOREIGN COUNTRIES . . . . .</b>	<b>..</b>	<b>..</b>	<b>..</b>	<b>523</b>	<b>804</b>	<b>19</b>	<b>..</b>	<b>3</b>	<b>15,948</b>	<b>26,166</b>
<i>Share of Bengal . . . . .</i>	<i>91</i>	<i>67</i>	<i>..</i>	<i>..</i>	<i>..</i>	<i>4,671</i>	<i>3,243</i>	<i>..</i>	<i>..</i>	<i>..</i>
" <i>Bombay . . . . .</i>	<i>792</i>	<i>1,033</i>	<i>1,034</i>	<i>1,065</i>	<i>904</i>	<i>23,693</i>	<i>26,042</i>	<i>35,807</i>	<i>30,194</i>	<i>29,560</i>
" <i>Sind . . . . .</i>	<i>52</i>	<i>61</i>	<i>198</i>	<i>116</i>	<i>25</i>	<i>2,113</i>	<i>2,151</i>	<i>7,346</i>	<i>4,123</i>	<i>1,000</i>
" <i>Madras . . . . .</i>	<i>1,925</i>	<i>3,056</i>	<i>983</i>	<i>1,572</i>	<i>752</i>	<i>76,975</i>	<i>83,590</i>	<i>50,168</i>	<i>71,335</i>	<i>32,050</i>
" <i>Burma . . . . .</i>	<i>7,961</i>	<i>15,723</i>	<i>10,573</i>	<i>20,173</i>	<i>10,463</i>	<i>2,37,396</i>	<i>4,99,032</i>	<i>3,16,362</i>	<i>6,34,421</i>	<i>2,42,472</i>
<b>TOTAL . . . . .</b>	<b>10,821</b>	<b>19,985</b>	<b>12,768</b>	<b>22,366</b>	<b>12,144</b>	<b>4,00,351</b>	<b>6,14,058</b>	<b>4,09,683</b>	<b>6,40,572</b>	<b>3,05,082</b>
<i>Total Coal and Coke—</i>	<i>Tons</i>	<i>Tons</i>	<i>Tons</i>	<i>Tons</i>	<i>Tons</i>					
United Kingdom . . . . .	58,711	44,216	22,229	27,568	25,256	16,44,628	10,23,911	5,15,637	6,36,400	6,17,464
Aden and Dependencies . . . . .	50	..	..	326	155	900	..	..	4,748	2,325
Ceylon . . . . .	697	908	300	354	710	15,207	21,800	3,300	11,860	12,730
Straits Settlements (including Labuan) . . . . .	2,085	1,191	346	678	9	31,817	4,852	12,041	12,876	162
Federated Malay States . . . . .	..	..	..	..	1,070	..	..	..	..	14,445
British Borneo . . . . .	..	..	100	..	..	..	..	2,000	..	..
Hongkong . . . . .	277	..	75	..	120	2,770	..	1,050	..	1,510
Natal . . . . .	159,032	119,796	206,584	139,053	33,085	33,22,328	24,29,352	36,99,010	26,09,171	6,17,331
Transvaal . . . . .	..	..	..	500	..	..	..	..	9,000	..
Kenya Colony . . . . .	..	280	..	..	720	..	1,560	..	..	10,800
Mauritius and Dependencies . . . . .	..	394	..	..	..	..	7,186	..	..	..
Western Australia . . . . .	..	..	650	..	..	..	..	6,500	..	..
New South Wales . . . . .	8,727	1,393	1,100	1,455	3,805	2,18,866	26,930	23,800	32,010	39,230
<i>Australian Commonwealth (Total) . . . . .</i>	<i>8,727</i>	<i>1,393</i>	<i>1,100</i>	<i>1,455</i>	<i>3,805</i>	<i>2,18,866</i>	<i>26,930</i>	<i>30,300</i>	<i>32,010</i>	<i>39,230</i>
Fiji Islands . . . . .	..	..	128	..	..	..	..	1,300	..	..
<b>TOTAL BRITISH EMPIRE . . . . .</b>	<b>229,579</b>	<b>168,158</b>	<b>231,602</b>	<b>170,434</b>	<b>64,930</b>	<b>52,36,576</b>	<b>35,15,591</b>	<b>44,64,638</b>	<b>33,16,065</b>	<b>13,66,047</b>

GENERAL IMPORTS

( 142 )

No. 13—continued.

ARTICLES, AND COUNTRIES OF CONSIGNMENT; ALSO SHARE OF EACH PROVINCE	QUANTITY					VALUE				
	1927-28	1928-29	1929-30	1930-31	1931-32	1927-28	1928-29	1929-30	1930-31	1931-32
	Tons	Tons	Tons	Tons	Tons	₹	₹	₹	₹	₹
<b>Coal and Coke—concluded.</b>										
<b>Total Coal and Coke—continued.</b>										
Germany . . . . .	..	310	..	410	804	19	3,180	..	12,550	20,165
Netherlands . . . . .	387	275	118	..	..	7,740	5,500	2,124	..	..
Belgium . . . . .	130	..	..	..	..	2,340	..	..	..	..
Austria . . . . .	380	..	..	..	..	7,080	..	..	..	..
Native States in Arabia other than Maskat Territory and Trucial Oman . . . . .	..	276	1,400	250	..	..	4,638	25,200	4,400	..
Iraq . . . . .	..	..	..	271	..	..	..	..	5,420	..
Perak . . . . .	185	..	..	..	..	1,620	..	..	..	..
Java . . . . .	1,320	49	1,769	1,085	352	13,271	1,975	26,162	15,280	3,788
Indo-China (including Cochin China, Cambodia, Annam, Tonkin and French leased territories in China) . . . . .	..	..	..	..	600	..	..	..	..	12,000
China (exclusive of Hongkong and Macao) . . . . .	..	..	200	..	252	..	..	3,200	..	3,528
Japan . . . . .	5,839	770	1,151	1,087	825	1,66,010	13,320	20,205	10,286	16,410
Egypt . . . . .	181	..	224	..	..	5,110	..	3,360	..	..
Portuguese East Africa . . . . .	35,216	20,681	150	5,061	..	7,93,044	3,65,792	3,300	96,154	..
Madagascar . . . . .	95	..	..	..	..	2,185	..	..	..	..
Italian East Africa . . . . .	472	..	300	..	..	5,813	..	5,400	..	..
United States of America—										
Via Atlantic Coast . . . . .	271	..	..	..	..	6,775	..	..	..	..
" Pacific " . . . . .	4	..	..	..	..	112	..	..	..	..
Other Foreign Countries . . . . .	..	23	80	..	..	..	230	963	..	..
<b>TOTAL FOREIGN COUNTRIES</b>	<b>44,239</b>	<b>22,384</b>	<b>6,892</b>	<b>8,120</b>	<b>2,833</b>	<b>10,12,019</b>	<b>3,94,633</b>	<b>89,914</b>	<b>1,53,102</b>	<b>61,841</b>
<b>Share of Bengal . . . . .</b>	<b>7,469</b>	<b>3,756</b>	<b>2,743</b>	<b>1,417</b>	<b>1,395</b>	<b>93,738</b>	<b>38,251</b>	<b>35,418</b>	<b>15,269</b>	<b>17,947</b>
" Bombay . . . . .	<b>207,891</b>	<b>134,567</b>	<b>183,714</b>	<b>104,537</b>	<b>23,752</b>	<b>45,73,629</b>	<b>25,79,281</b>	<b>33,63,556</b>	<b>18,32,174</b>	<b>6,66,140</b>
" Sind . . . . .	<b>30,375</b>	<b>25,356</b>	<b>30,371</b>	<b>31,776</b>	<b>13,204</b>	<b>7,23,956</b>	<b>5,58,903</b>	<b>6,27,042</b>	<b>6,17,336</b>	<b>2,45,443</b>
" Madras . . . . .	<b>9,174</b>	<b>4,607</b>	<b>2,904</b>	<b>15,140</b>	<b>3,758</b>	<b>2,31,472</b>	<b>1,23,980</b>	<b>95,451</b>	<b>3,30,969</b>	<b>1,76,503</b>
" Burma . . . . .	<b>18,409</b>	<b>22,256</b>	<b>17,262</b>	<b>25,684</b>	<b>15,624</b>	<b>5,65,750</b>	<b>6,09,809</b>	<b>4,35,036</b>	<b>6,23,079</b>	<b>3,21,355</b>
<b>TOTAL</b>	<b>273,818</b>	<b>190,542</b>	<b>236,994</b>	<b>178,554</b>	<b>67,763</b>	<b>62,48,595</b>	<b>39,10,224</b>	<b>45,54,552</b>	<b>34,69,167</b>	<b>14,27,888</b>
<b>Coffee, other than roasted or ground (L. I.)—</b>										
United Kingdom . . . . .	472	441	241	64	352	39,225	41,961	20,650	4,186	20,103
Aden and Dependencies . . . . .	568	522	696	654	154	51,554	39,777	55,025	50,712	10,857
Ceylon . . . . .	[18,568	16,991	19,670	11,266	18	9,04,348	9,01,721	10,50,933	5,60,163	804
Straits Settlements (including Labuan) . . . . .	10,314	8,688	7,544	7,935	504	9,63,488	4,80,610	4,24,337	4,27,109	19,680
Hongkong . . . . .	..	324	331	..	..	..	19,744	19,935	..	..
Kenya Colony . . . . .	46	99	108	115	2	4,405	6,890	10,315	9,534	105
Other British Possessions . . . . .	5	5	2	15	10	316	334	152	345	532
<b>TOTAL BRITISH EMPIRE</b>	<b>38,973</b>	<b>27,070</b>	<b>28,592</b>	<b>20,049</b>	<b>1,040</b>	<b>19,63,336</b>	<b>14,91,037</b>	<b>15,81,447</b>	<b>10,52,549</b>	<b>52,086</b>
Germany . . . . .	..	..	102	..	..	..	47	4,950	..	..
Netherlands . . . . .	..	..	..	..	300	..	..	..	..	13,126

No. 13—continued

ARTICLES, AND COUNTRIES OF CONSIGNMENT; ALSO SHARE OF EACH PROVINCE	QUANTITY					VALUE				
	1927-28	1928-29	1929-30	1930-31	1931-32	1927-28	1928-29	1929-30	1930-31	1931-32
						₹	₹	₹	₹	₹
<b>Coffee, other than roasted or ground (L. I)—continued</b>	<b>Cwts.</b>	<b>Cwts.</b>	<b>Cwts.</b>	<b>Cwts.</b>	<b>Cwts.</b>					
Native States in Arabia other than Maskat Territory and Trucial Oman . . . . .	125	..	..	68	..	11,646	41	..	1,260	..
Persia . . . . .	97	..	..	..	..	4,775	..	59	..	..
Java . . . . .	8,587	17,855	28,421	22,479	3,458	4,25,898	10,48,108	15,75,245	12,10,728	1,56,834
Italian East Africa . . . . .	..	..	88	..	..	..	..	1,789	..	..
Other Foreign Countries . . . . .	19	..	10	..	..	1,129	40	754	49	8
<b>TOTAL FOREIGN COUNTRIES.</b>	<b>8,828</b>	<b>17,856</b>	<b>28,566</b>	<b>22,542</b>	<b>3,758</b>	<b>4,43,448</b>	<b>10,48,206</b>	<b>15,82,797</b>	<b>12,12,032</b>	<b>1,74,968</b>
<b>Share of Bengal . . . . .</b>	<b>1,161</b>	<b>359</b>	<b>867</b>	<b>598</b>	<b>200</b>	<b>99,393</b>	<b>75,530</b>	<b>70,406</b>	<b>57,708</b>	<b>13,432</b>
.. Bombay . . . . .	9,195	8,271	13,931	20,730	3,611	4,28,617	4,69,520	7,55,820	11,45,376	1,64,206
.. Sind . . . . .	147	163	336	187	8	7,960	9,437	17,789	8,349	462
.. Madras . . . . .	33,340	33,405	38,438	18,001	513	16,78,801	18,56,342	20,23,829	8,93,087	31,163
.. Burma . . . . .	3,958	2,228	3,886	2,771	461	1,91,948	1,23,404	2,36,400	1,59,561	17,786
<b>TOTAL</b>	<b>47,901</b>	<b>44,926</b>	<b>57,158</b>	<b>42,591</b>	<b>4,793</b>	<b>24,06,779</b>	<b>25,84,338</b>	<b>31,64,244</b>	<b>22,64,581</b>	<b>2,27,049</b>
<b>Coir—</b>	<b>Tons</b>	<b>Tons</b>	<b>Tons</b>	<b>Tons</b>	<b>Tons</b>					
<b>Unmanufactured (II. S)—</b>										
United Kingdom . . . . .	..	136	85	62	25	..	14,806	10,264	5,938	2,444
Ceylon . . . . .	656	587	851	618	635	98,570	79,868	97,505	52,410	56,896
Straits Settlements (including Labuan) . . . . .	..	6	..	46	..	2	775	..	8,836	..
<b>TOTAL BRITISH EMPIRE . . . . .</b>	<b>656</b>	<b>729</b>	<b>936</b>	<b>726</b>	<b>660</b>	<b>98,572</b>	<b>94,944</b>	<b>1,07,769</b>	<b>62,184</b>	<b>59,840</b>
<b>TOTAL FOREIGN COUNTRIES.</b>	<b>..</b>	<b>..</b>	<b>8</b>	<b>..</b>	<b>10</b>	<b>..</b>	<b>5</b>	<b>820</b>	<b>..</b>	<b>98</b>
<b>Share of Bengal . . . . .</b>	<b>273</b>	<b>292</b>	<b>387</b>	<b>315</b>	<b>309</b>	<b>43,859</b>	<b>43,397</b>	<b>52,505</b>	<b>27,081</b>	<b>24,566</b>
.. Bombay . . . . .	334	372	496	376	319	46,196	41,714	47,378	31,549	30,689
.. Sind . . . . .	30	47	40	26	22	4,070	7,264	5,355	2,609	1,987
.. Madras . . . . .	14	9	9	9	10	2,795	1,872	1,971	915	1,421
.. Burma . . . . .	5	9	7	..	10	752	902	880	..	775
<b>TOTAL</b>	<b>656</b>	<b>720</b>	<b>939</b>	<b>726</b>	<b>670</b>	<b>98,572</b>	<b>94,944</b>	<b>1,08,089</b>	<b>62,184</b>	<b>59,438</b>
<b>Manufactured (excluding rope and belting) (III. V)—</b>	<b>Tons</b>	<b>Tons</b>	<b>Tons</b>	<b>Tons</b>	<b>Tons</b>					
United Kingdom . . . . .	8	..	..	7	8	2,299	700	294	2,740	1,190
Ceylon . . . . .	77	52	42	38	34	17,240	11,777	11,220	9,266	7,767
Straits Settlements (including Labuan) . . . . .	..	23	..	..	..	47	2,300	61	95	22
Other British Possessions . . . . .	..	..	..	..	..	..	20	47	..	5
<b>TOTAL BRITISH EMPIRE . . . . .</b>	<b>80</b>	<b>75</b>	<b>42</b>	<b>45</b>	<b>37</b>	<b>19,596</b>	<b>14,797</b>	<b>11,622</b>	<b>12,101</b>	<b>8,984</b>
<b>TOTAL FOREIGN COUNTRIES.</b>	<b>..</b>	<b>..</b>	<b>..</b>	<b>..</b>	<b>..</b>	<b>58</b>	<b>216</b>	<b>72</b>	<b>420</b>	<b>198</b>
<b>Share of Bengal . . . . .</b>	<b>..</b>	<b>..</b>	<b>6</b>	<b>1</b>	<b>2</b>	<b>134</b>	<b>310</b>	<b>1,412</b>	<b>517</b>	<b>605</b>
.. Bombay . . . . .	29	11	..	..	..	3,987	1,631	229	45	69
.. Sind . . . . .	..	..	..	..	..	2,184	..	14	467	..
.. Madras . . . . .	45	33	29	39	35	12,686	9,543	8,812	11,138	8,481
.. Burma . . . . .	3	31	7	5	..	663	3,529	1,227	361	23
<b>TOTAL</b>	<b>80</b>	<b>75</b>	<b>42</b>	<b>45</b>	<b>37</b>	<b>19,654</b>	<b>15,018</b>	<b>11,694</b>	<b>12,521</b>	<b>9,177</b>
<b>Total Coir</b>	<b>736</b>	<b>804</b>	<b>981</b>	<b>771</b>	<b>707</b>	<b>1,18,226</b>	<b>1,09,962</b>	<b>1,10,783</b>	<b>74,705</b>	<b>68,815</b>

GENERAL IMPORTS

No. 13—continued

ARTICLES, AND COUNTRIES OF CONSIGNMENT; ALSO SHARE OF EACH PROVINCE	QUANTITY					VALUE				
	1927-28	1928-29	1929-30	1930-31	1931-32	1927-28	1928-29	1929-30	1930-31	1931-32
	Lbs.	Lbs.	Lbs.	Lbs.	Lbs.	R	R	R	R	R
<b>Coral (II. S)—</b>										
United Kingdom . . . . .	1,050	..	..	..	20	5,557	..	..	..	5
Other British Possessions . . . . .	..	..	..	45	3	..	..	..	7	15
<b>TOTAL BRITISH EMPIRE . . . . .</b>	<b>1,050</b>	<b>..</b>	<b>..</b>	<b>45</b>	<b>23</b>	<b>5,557</b>	<b>..</b>	<b>..</b>	<b>7</b>	<b>20</b>
Italy . . . . .	15,736	22,757	14,181	4,703	41,499	34,345	81,099	13,975	11,742	10,217
Japan . . . . .	388	..	15	..	..	4,850	..	1,293	..	..
Other Foreign Countries . . . . .	582	357	896	90	..	702	370	673	127	..
<b>TOTAL FOREIGN COUNTRIES . . . . .</b>	<b>16,736</b>	<b>23,114</b>	<b>15,092</b>	<b>4,793</b>	<b>41,499</b>	<b>39,897</b>	<b>81,469</b>	<b>15,941</b>	<b>11,869</b>	<b>10,217</b>
<b>Share of Bengal . . . . .</b>	<b>2,872</b>	<b>2,037</b>	<b>755</b>	<b>373</b>	<b>59</b>	<b>40,272</b>	<b>77,492</b>	<b>12,490</b>	<b>11,126</b>	<b>386</b>
" Bombay . . . . .	13,772	21,077	14,337	3,400	33,080	4,375	3,977	3,451	639	3,587
" Madras . . . . .	1,142	..	..	560	3,383	307	..	..	109	764
" Burma . . . . .	..	..	..	5	..	..	..	..	2	..
<b>TOTAL . . . . .</b>	<b>17,786</b>	<b>23,114</b>	<b>15,092</b>	<b>4,838</b>	<b>41,522</b>	<b>45,454</b>	<b>81,469</b>	<b>15,941</b>	<b>11,876</b>	<b>10,237</b>
<b>Cordage and rope of vegetable fibre (excluding Jute and Cotton) (III. V)—</b>										
United Kingdom . . . . .	6,380	8,467	10,316	9,684	5,853	4,37,488	4,21,283	5,09,760	4,95,521	2,88,093
Aden and Dependencies . . . . .	40	10	..	6	..	2,017	534	..	65	..
Ceylon . . . . .	156	160	268	731	588	3,421	1,971	5,162	7,718	6,658
Straits Settlements (including Labuan) . . . . .	884	1,023	1,168	833	1,027	31,233	28,668	33,790	21,594	20,046
Hongkong . . . . .	1,572	2,383	3,126	3,344	3,123	77,554	1,04,886	1,25,133	1,05,896	66,989
Nyasaland Protectorate . . . . .	..	..	99	..	..	..	..	3,157	..	..
Other British Possessions . . . . .	57	3	10	10	2	641	200	526	119	64
<b>TOTAL BRITISH EMPIRE . . . . .</b>	<b>9,039</b>	<b>12,051</b>	<b>14,937</b>	<b>14,608</b>	<b>10,593</b>	<b>5,52,404</b>	<b>5,57,542</b>	<b>6,77,523</b>	<b>6,30,913</b>	<b>3,81,850</b>
Germany . . . . .	785	368	848	596	939	78,411	24,314	72,734	43,934	46,996
Belgium . . . . .	335	545	220	535	..	12,659	21,405	7,875	16,188	..
France . . . . .	9	..	7	..	..	1,012	..	938	..	..
Italy . . . . .	1,012	1,083	1,933	1,626	1,013	98,358	99,573	1,77,061	1,41,953	70,017
Austria . . . . .	..	20	168	250	1,145	..	3,250	17,968	19,867	64,122
Hungary . . . . .	..	..	..	41	426	..	..	..	3,319	33,243
Czechoslovakia . . . . .	5	15	71	86	68	552	1,731	6,816	8,333	4,613
Java . . . . .	147	44	24	59	17	5,009	570	240	466	160
Philippine Islands and Guam . . . . .	4,409	3,703	7,370	3,557	5,264	1,89,720	1,31,751	2,21,785	99,855	1,16,092
China (exclusive of Hongkong and Macao) . . . . .	235	723	143	313	183	12,909	32,356	7,164	15,698	8,002
Japan . . . . .	45	75	71	22	161	1,932	674	5,705	3,203	4,398
United States of America—										
Via Atlantic Coast . . . . .	8	556	53	19	80	161	25,326	1,792	578	2,061
" Pacific " . . . . .	..	47	17	..	..	..	1,555	665	..	..
Other Foreign Countries . . . . .	33	44	68	21	7	330	596	790	441	101
<b>TOTAL FOREIGN COUNTRIES . . . . .</b>	<b>7,023</b>	<b>7,223</b>	<b>11,042</b>	<b>7,125</b>	<b>9,303</b>	<b>4,01,603</b>	<b>3,44,101</b>	<b>5,21,543</b>	<b>3,54,235</b>	<b>3,49,895</b>
<b>Share of Bengal . . . . .</b>	<b>4,196</b>	<b>5,402</b>	<b>9,753</b>	<b>3,370</b>	<b>5,616</b>	<b>2,13,950</b>	<b>2,35,231</b>	<b>4,08,737</b>	<b>3,33,573</b>	<b>2,12,407</b>
" Bombay . . . . .	4,056	6,136	8,624	6,456	7,930	3,25,780	3,33,533	4,13,296	3,14,153	3,03,346
" Sind . . . . .	1,714	1,742	1,935	1,607	998	71,317	64,472	68,780	47,454	26,231
" Madras . . . . .	1,394	1,496	1,293	1,344	1,046	64,979	65,592	47,043	65,937	30,723
" Burma . . . . .	4,752	4,493	4,339	3,456	4,256	2,77,431	2,02,710	2,61,160	1,74,023	1,59,033
<b>TOTAL . . . . .</b>	<b>16,112</b>	<b>19,274</b>	<b>26,029</b>	<b>21,733</b>	<b>19,896</b>	<b>9,54,037</b>	<b>9,01,643</b>	<b>11,99,071</b>	<b>9,85,148</b>	<b>7,31,745</b>

No. 13—continued

ARTICLES, AND COUNTRIES OF CONSIGNMENT; ALSO SHARE OF EACH PROVINCE	QUANTITY					VALUE				
	1927-28	1928-29	1929-30	1930-31	1931-32	1927-28	1928-29	1929-30	1930-31	1931-32
	Cwts.	Cwts.	Cwts.	Cwts.	Cwts.	₹	₹	₹	₹	₹
<b>Cork manufactures (III. V)—</b>										
United Kingdom . . . . .	1,749	1,206	826	1,163	1,948	1,11,291	90,884	64,039	74,025	81,141
Other British Possessions . . . . .	4	6	2	9	..	164	1,034	113	638	30
<b>TOTAL BRITISH EMPIRE . . . . .</b>	<b>1,753</b>	<b>1,212</b>	<b>828</b>	<b>1,172</b>	<b>1,948</b>	<b>1,11,455</b>	<b>91,918</b>	<b>64,152</b>	<b>74,663</b>	<b>81,171</b>
Denmark . . . . .	30	12	16	5	..	1,409	572	905	281	..
Germany . . . . .	72	221	65	52	169	9,078	17,589	6,566	8,141	12,615
Netherlands . . . . .	78	97	126	380	60	5,705	17,991	14,433	11,351	4,622
France . . . . .	148	162	228	215	58	17,984	12,824	21,576	37,177	6,888
Spain . . . . .	1,307	1,360	650	1,142	665	1,05,378	1,10,562	75,222	92,937	69,014
Portugal . . . . .	744	1,300	1,166	2,270	2,061	66,270	1,28,042	1,07,504	2,05,024	1,41,800
Switzerland . . . . .	27	14	..	5	..	1,840	1,545	..	369	..
Italy . . . . .	406	859	155	..	8	12,561	3,846	3,217	5	266
Austria . . . . .	..	55	..	2	..	..	5,056	..	230	..
United States of America—										
Via Atlantic Coast . . . . .	..	5	68	24	3	460	487	3,370	2,288	718
" Pacific " . . . . .	..	..	..	..	..	..	..	..	2	..
Other Foreign Countries . . . . .	9	2	5	19	10	882	523	632	1,641	727
<b>TOTAL FOREIGN COUNTRIES . . . . .</b>	<b>2,826</b>	<b>3,587</b>	<b>2,474</b>	<b>4,114</b>	<b>3,034</b>	<b>2,21,507</b>	<b>2,98,587</b>	<b>2,33,925</b>	<b>3,59,441</b>	<b>2,36,235</b>
Share of Bengal . . . . .	1,914	1,580	1,378	2,286	1,249	1,58,447	1,72,920	1,49,599	2,22,543	1,21,930
" Bombay . . . . .	1,521	1,597	1,078	1,238	1,094	1,04,370	1,02,390	94,463	1,06,563	86,461
" Sind . . . . .	851	1,064	439	937	826	44,207	66,437	23,377	53,912	39,092
" Madras . . . . .	121	140	125	165	121	12,795	15,328	11,461	16,139	12,770
" Burma . . . . .	173	419	282	660	1,692	13,143	33,330	18,657	34,308	57,147
<b>TOTAL . . . . .</b>	<b>4,579</b>	<b>4,799</b>	<b>3,302</b>	<b>5,286</b>	<b>4,982</b>	<b>3,32,962</b>	<b>3,90,405</b>	<b>2,98,077</b>	<b>4,34,104</b>	<b>3,17,406</b>
<b>Cutlery—</b>										
<b>Pruning knives (III. D)—</b>										
United Kingdom . . . . .	—	—	—	—	—	1,92,201	2,33,214	2,26,427	2,19,313	1,06,523
Ceylon . . . . .	—	—	—	—	—	1,524	1,124	1,080	1,839	280
Natal . . . . .	—	—	—	—	—	..	..	..	..	66
<b>Total British Empire . . . . .</b>	<b>—</b>	<b>—</b>	<b>—</b>	<b>—</b>	<b>—</b>	<b>1,93,725</b>	<b>2,34,338</b>	<b>2,27,507</b>	<b>2,21,152</b>	<b>1,06,869</b>
Germany . . . . .	—	—	—	—	—	26,849	180	1,256	1,162	141
Netherlands . . . . .	—	—	—	—	—	..	..	2,090	958	..
Other Foreign Countries . . . . .	—	—	—	—	—	..	..	28	..	447
<b>TOTAL FOREIGN COUNTRIES . . . . .</b>	<b>—</b>	<b>—</b>	<b>—</b>	<b>—</b>	<b>—</b>	<b>26,849</b>	<b>180</b>	<b>3,374</b>	<b>2,120</b>	<b>588</b>
Share of Bengal . . . . .	—	—	—	—	—	1,76,800	2,11,379	2,10,339	2,04,639	99,296
" Bombay . . . . .	—	—	—	—	—	3,354	468	1,659	477	333
" Sind . . . . .	—	—	—	—	—	32	..	..	..	..
" Madras . . . . .	—	—	—	—	—	12,551	22,507	18,333	18,156	7,773
" Burma . . . . .	—	—	—	—	—	37	114	..	..	55
<b>TOTAL . . . . .</b>	<b>—</b>	<b>—</b>	<b>—</b>	<b>—</b>	<b>—</b>	<b>2,20,574</b>	<b>2,34,468</b>	<b>2,30,891</b>	<b>2,23,272</b>	<b>1,07,457</b>

GENERAL IMPORTS

( 146 )

No. 18—continued.

ARTICLES, AND COUNTRIES OF CONSIGNMENT; ALSO SHARE OF EACH PROVINCE	QUANTITY					VALUE				
	1927-28	1928-29	1929-30	1930-31	1931-32	1927-28	1928-29	1929-30	1930-31	1931-32
						R	R	R	R	R
<i>Cutlery—continued.</i>										
<i>Other kinds (III. D)—</i>										
United Kingdom . . . . .	—	—	—	—	—	7,98,849	8,57,269	8,86,117	6,10,500	4,80,230
Ceylon . . . . .	—	—	—	—	—	2,832	4,861	3,478	1,927	1,813
Straits Settlements (including Labuan) . . . . .	—	—	—	—	—	4,596	5,077	3,036	1,434	1,853
Hongkong . . . . .	—	—	—	—	—	2,705	3,913	5,106	3,190	1,171
Canada—										
<i>Via Atlantic Coast</i> . . . . .	—	—	—	—	—	15	..	7,604	10	2
Other British Possessions . . . . .	—	—	—	—	—	432	365	125	638	812
<b>TOTAL BRITISH EMPIRE</b> . . . . .	—	—	—	—	—	8,04,429	8,71,475	9,05,466	6,17,699	4,85,881
Sweden . . . . .	—	—	—	—	—	42	779	1,306	205	18
Germany . . . . .	—	—	—	—	—	26,18,391	22,24,161	26,79,046	15,70,890	13,22,627
Netherlands . . . . .	—	—	—	—	—	14,294	7,232	1,259	1,677	5,445
Belgium . . . . .	—	—	—	—	—	24,319	8,984	4,724	1,483	1,007
France . . . . .	—	—	—	—	—	21,143	38,939	46,629	27,727	13,802
Switzerland . . . . .	—	—	—	—	—	4,445	130	3,796	162	6,740
Italy . . . . .	—	—	—	—	—	2,567	120	1,443	1,765	2,347
Austria . . . . .	—	—	—	—	—	1,378	4,481	3,219	1,993	1,257
Czechoslovakia . . . . .	—	—	—	—	—	4,333	5,362	3,703	6,430	2,436
Iraq . . . . .	—	—	—	—	—	420	1,596	12	203	100
China (exclusive of Hongkong and Macao) . . . . .	—	—	—	—	—	1,204	1,335	1,502	2,619	2,125
Japan . . . . .	—	—	—	—	—	7,642	21,376	44,191	11,434	42,400
United States of America—										
<i>Via Atlantic Coast</i> . . . . .	—	—	—	—	—	1,28,639	2,15,166	2,08,376	1,36,939	74,515
" Pacific " . . . . .	—	—	—	—	—	167	70	—	110	6
Other Foreign Countries . . . . .	—	—	—	—	—	640	539	123	360	659
<b>TOTAL FOREIGN COUNTRIES</b> . . . . .	—	—	—	—	—	23,24,624	25,31,319	30,04,339	17,63,657	14,75,929
Share of Bengal . . . . .	—	—	—	—	—	11,92,641	10,74,157	12,94,306	3,40,047	6,04,737
" Bombay . . . . .	—	—	—	—	—	12,45,676	12,32,646	14,07,536	7,98,736	6,99,903
" Sind . . . . .	—	—	—	—	—	5,39,764	5,27,934	4,39,436	3,66,141	3,39,043
" Madras . . . . .	—	—	—	—	—	2,52,744	3,10,274	3,79,408	1,94,436	1,49,256
" Burma . . . . .	—	—	—	—	—	3,98,223	2,57,733	3,38,520	2,11,346	1,13,321
<b>TOTAL</b> . . . . .	—	—	—	—	—	36,29,053	34,02,794	39,09,805	23,81,356	19,61,810
<i>Total value of Cutlery—</i>										
United Kingdom . . . . .	—	—	—	—	—	9,86,050	10,90,433	11,12,544	8,20,313	5,86,753
Ceylon . . . . .	—	—	—	—	—	4,356	5,075	4,553	3,706	2,093
Straits Settlements (including Labuan) . . . . .	—	—	—	—	—	4,596	5,077	3,036	1,434	1,853
Hongkong . . . . .	—	—	—	—	—	2,705	3,913	5,106	3,190	1,171
Canada—										
<i>Via Atlantic Coast</i> . . . . .	—	—	—	—	—	15	..	7,604	10	2
Other British Possessions . . . . .	—	—	—	—	—	432	365	125	638	878
<b>TOTAL BRITISH EMPIRE</b> . . . . .	—	—	—	—	—	9,98,154	11,05,813	11,32,978	8,33,851	5,92,750



No. 13—continued

ARTICLES, AND COUNTRIES OF CONSIGNMENT; ALSO SHARE OF EACH PROVINCE	QUANTITY					VALUE				
	1927-28	1928-29	1929-30	1930-31	1931-32	1927-28	1928-29	1929-30	1930-31	1931-32
<i>Cutlery—concluded</i>						R	R	R	R	R
<i>Total value of Cutlery— continued</i>										
Sweden . . . . .	—	—	—	—	—	42	779	1,306	205	13
Germany . . . . .	—	—	—	—	—	26,40,240	22,24,291	26,30,302	15,71,552	13,22,068
Netherlands . . . . .	—	—	—	—	—	14,294	7,232	8,349	2,635	5,445
Belgium . . . . .	—	—	—	—	—	24,319	8,984	4,724	1,438	1,007
France . . . . .	—	—	—	—	—	21,143	38,989	46,629	27,727	14,214
Switzerland . . . . .	—	—	—	—	—	4,445	130	3,796	162	6,740
Italy . . . . .	—	—	—	—	—	2,567	120	1,448	1,765	2,347
Austria . . . . .	—	—	—	—	—	1,378	4,431	3,219	1,993	1,257
Czechoslovakia . . . . .	—	—	—	—	—	4,333	5,862	8,703	6,430	2,436
Iraq . . . . .	—	—	—	—	—	420	1,596	12	208	100
China (exclusive of Hong- kong and Macao) . . . . .	—	—	—	—	—	1,204	1,335	1,502	2,019	2,125
Japan . . . . .	—	—	—	—	—	7,642	21,375	44,191	11,434	42,435
United States of America—										
<i>Via Atlantic Coast</i> . . . . .	—	—	—	—	—	1,23,039	2,15,166	2,03,404	1,36,939	74,515
<i>„ Pacific „</i> . . . . .	—	—	—	—	—	167	70	..	110	6
Other Foreign Countries . . . . .	—	—	—	—	—	640	539	123	360	659
<b>TOTAL FOREIGN COUNTRIES</b>	—	—	—	—	—	28,51,473	25,31,449	30,07,713	17,65,777	14,76,517
<i>Share of Bengal</i> . . . . .	—	—	—	—	—	13,69,441	12,35,536	15,05,645	10,44,636	7,04,033
<i>„ Bombay</i> . . . . .	—	—	—	—	—	12,49,030	12,33,114	14,09,245	7,69,233	7,00,236
<i>„ Sind</i> . . . . .	—	—	—	—	—	5,39,796	5,27,934	4,39,485	3,66,141	3,39,043
<i>„ Madras</i> . . . . .	—	—	—	—	—	2,93,095	3,32,731	3,97,791	2,12,592	1,57,039
<i>„ Burma</i> . . . . .	—	—	—	—	—	3,98,265	2,57,347	3,38,520	2,11,946	1,13,376
<b>TOTAL</b>	—	—	—	—	—	38,49,627	36,37,262	41,40,686	26,04,623	20,60,267
<i>Drugs and Medicines (excluding chemicals and narcotics)—</i>										
<i>Alocs (III. C)—</i>										
	Owts.	Owts.	Owts.	Owts.	Owts.					
Adon and Dependencies . . . . .	..	94	..	..	..	..	1,553	..	..	..
Cape of Good Hope . . . . .	..	53	..	..	..	..	1,299	..	..	..
Natal . . . . .	49	..	61	163	56	1,244	..	1,539	4,056	434
Other British Possessions . . . . .	1	1	18	..	..	70	30	340	..	..
<b>TOTAL BRITISH EMPIRE</b>	50	148	79	163	56	1,314	2,382	1,935	4,056	434
Germany . . . . .	342	773	1,115	724	440	21,135	19,367	28,331	17,635	11,435
Paria . . . . .	..	..	33	..	..	..	..	3,100	..	..
United States of America—										
<i>Via Atlantic Coast</i> . . . . .	105	..	77	273	262	2,933	..	2,074	6,793	6,674
Other Foreign Countries . . . . .	7	31	..	..	12	156	995	..	..	215
<b>TOTAL FOREIGN COUNTRIES</b>	954	804	1,225	997	714	24,229	20,062	34,005	24,478	18,374
<i>Share of Bengal</i> . . . . .	1	..	..	..	..	70	..	..	..	..
<i>„ Bombay</i> . . . . .	954	890	1,261	1,058	746	24,402	21,432	34,331	25,930	18,309
<i>„ Sind</i> . . . . .	49	63	43	107	24	1,071	1,432	1,109	2,554	436
<i>„ Madras</i> . . . . .	..	..	..	..	..	..	..	..	..	..
<b>TOTAL</b>	1,004	952	1,304	1,165	770	25,543	22,944	35,040	28,534	18,804

GENERAL IMPORTS

( 148 )

No. 13—continued

ARTICLES, AND COUNTRIES OF CONSIGNMENT; ALSO SHARE OF EACH PROVINCE	QUANTITY					VALUE				
	1927-28	1928-29	1929-30	1930-31	1931-32	1927-28	1928-29	1929-30	1930-31	1931-32
						R	R	R	R	R
<b>Drugs and Medicines (excluding chemicals and narcotics)—continued.</b>										
<b>Asafetida (III. O)—</b>	Cwts.	Cwts.	Cwts.	Cwts.	Cwts.					
United Kingdom . . . . .	35	..	..	..	..	1,125	..	..	58	..
Other British Possessions . . . . .	..	..	..	..	5	3	2	..	..	131
<b>TOTAL BRITISH EMPIRE</b>	<b>35</b>	<b>..</b>	<b>..</b>	<b>..</b>	<b>5</b>	<b>1,128</b>	<b>2</b>	<b>..</b>	<b>58</b>	<b>131</b>
Iraq . . . . .	51	..	..	..	..	2,900	..	..	3	..
Perak . . . . .	3,150	3,612	3,872	5,068	4,870	1,10,504	2,08,341	1,38,80	1,04,213	1,89,373
United States of America— Via Atlantic Coast . . . . .	..	..	40	2	..	..	..	2,535	148	..
<b>TOTAL FOREIGN COUNTRIES</b>	<b>3,201</b>	<b>3,612</b>	<b>3,912</b>	<b>5,070</b>	<b>4,870</b>	<b>1,13,404</b>	<b>2,08,341</b>	<b>1,41,343</b>	<b>1,04,364</b>	<b>1,89,373</b>
Share of Bombay . . . . .	3,236	3,612	3,912	5,067	4,774	1,14,529	2,08,341	1,41,343	1,04,271	1,86,414
„ Sind . . . . .	..	..	..	3	110	..	..	..	93	3,090
„ Madras . . . . .	..	..	..	..	..	1	1	..	..	..
„ Burma . . . . .	..	..	..	..	..	2	1	..	58	..
<b>TOTAL</b>	<b>3,236</b>	<b>3,612</b>	<b>3,912</b>	<b>5,070</b>	<b>4,884</b>	<b>1,14,532</b>	<b>2,08,343</b>	<b>1,41,343</b>	<b>1,04,422</b>	<b>1,89,504</b>
<b>Camphor (III. O)—</b>	Lbs.	Lbs.	Lbs.	Lbs.	Lbs.					
United Kingdom . . . . .	320	776	11,869	198	3,325	869	1,797	17,351	429	6,678
Ceylon . . . . .	97	6	3,400	2,380	9	194	9	6,813	4,098	15
Straits Settlements (including Labuan) . . . . .	3,421	12,498	9,331	3,761	91,278	17,200	25,019	17,401	5,763	33,605
Hongkong . . . . .	6,473	..	130	11	47	11,773	..	315	26	87
<b>TOTAL BRITISH EMPIRE</b>	<b>15,311</b>	<b>13,280</b>	<b>24,630</b>	<b>6,348</b>	<b>94,659</b>	<b>30,036</b>	<b>26,825</b>	<b>41,010</b>	<b>10,316</b>	<b>90,385</b>
Germany . . . . .	490,577	549,294	570,494	727,032	567,616	8,32,157	8,04,516	8,01,133	10,23,619	7,99,722
Belgium . . . . .	..	1,035	198	32,500	12,500	..	2,000	270	33,900	22,631
France . . . . .	1,010	..	29,809	..	2,500	1,550	..	36,337	..	3,752
Spain . . . . .	3,715	..	..	..	..	11,350	..	..	..	..
Switzerland . . . . .	..	62,750	143,752	163,700	325,300	..	89,715	2,18,632	2,04,998	4,60,770
Italy . . . . .	..	11,100	..	115,100	479,100	..	13,103	86,716	4,32,300	6,40,313
China (exclusive of Hongkong and Macao) . . . . .	200	2,007	..	..	1	590	3,178	..	..	2
Japan . . . . .	857,887	972,335	1,001,596	495,073	450,963	17,17,493	18,35,232	19,16,433	9,32,943	8,49,211
Other Foreign Countries . . . . .	1	5	11	4	3	1	12	43	13	15
<b>TOTAL FOREIGN COUNTRIES</b>	<b>1,353,390</b>	<b>1,599,076</b>	<b>1,808,451</b>	<b>1,733,409</b>	<b>1,337,933</b>	<b>25,63,141</b>	<b>27,52,306</b>	<b>31,14,652</b>	<b>25,32,333</b>	<b>27,94,427</b>

No. 13—continued.

ARTICLES, AND COUNTRIES OF CONSIGNMENT; ALSO SHARE OF EACH PROVINCE	QUANTITY					VALUE				
	1927-28	1928-29	1929-30	1930-31	1931-32	1927-28	1928-29	1929-30	1930-31	1931-32
<b>Drugs and Medicines (excluding chemicals and narcotics)— continued</b>						R	R	R	R	R
<b>Camphor (III. O)—contd.</b>	Lbs.	Lbs.	Lbs.	Lbs.	Lbs.					
Share of Bengal . . . . .	208,803	236,311	218,162	286,214	358,749	3,74,926	3,90,769	3,56,773	4,12,778	5,02,640
"  Bombay . . . . .	606,336	668,619	614,642	570,985	666,386	11,16,463	10,93,765	10,96,946	9,72,952	10,13,470
"  Sind . . . . .	5,228	7,512	9,574	4,156	3,478	8,815	13,386	16,730	7,417	5,577
"  Madras . . . . .	542,103	697,626	977,296	896,047	993,666	10,66,913	12,67,580	16,62,702	12,78,405	13,39,343
"  Burma . . . . .	13,631	7,233	12,607	12,365	10,364	26,061	14,151	24,412	21,597	13,373
<b>TOTAL</b> . . . . .	<b>1,873,701</b>	<b>1,612,856</b>	<b>1,888,281</b>	<b>1,769,757</b>	<b>1,932,642</b>	<b>25,93,177</b>	<b>27,79,691</b>	<b>31,56,562</b>	<b>26,98,149</b>	<b>28,84,812</b>
<b>Opium (III. O)—</b>	Ounces	Ounces	Ounces	Ounces	Ounces					
United Kingdom . . . . .	308	508	488	246	277	8,649	10,885	7,289	5,424	6,219
Germany . . . . .	617	735	459	569	490	7,367	7,016	5,245	9,153	8,668
Netherlands . . . . .	142	16	102	318	89	1,600	175	1,014	5,080	1,420
<b>TOTAL FOREIGN COUNTRIES</b>	<b>750</b>	<b>751</b>	<b>651</b>	<b>887</b>	<b>570</b>	<b>8,978</b>	<b>8,091</b>	<b>6,259</b>	<b>14,238</b>	<b>10,092</b>
Share of Bengal . . . . .	518	350	632	680	453	8,744	12,540	7,610	12,161	9,368
"  Bombay . . . . .	359	275	299	342	230	5,437	3,921	4,220	5,636	4,083
"  Sind . . . . .	32	41	46	73	83	756	733	572	7,253	1,573
"  Madras . . . . .	104	43	18	38	90	2,019	609	257	613	1,337
"  Burma . . . . .	64	50	154	..	..	666	673	889	..	..
<b>TOTAL</b> . . . . .	<b>1,157</b>	<b>1,259</b>	<b>1,049</b>	<b>1,133</b>	<b>856</b>	<b>17,622</b>	<b>18,476</b>	<b>18,548</b>	<b>19,662</b>	<b>16,311</b>

GENERAL IMPORTS

No. 13—continued.

ARTICLES, LAND COUNTRIES OF CONSIGNMENT; ALSO SHARE OF EACH PROVINCE	QUANTITY					VALUE				
	1927-28	1928-29	1929-30	1930-31	1931-32	1927-28	1928-29	1929-30	1930-31	1931-32
						₹	₹	₹	₹	₹
<i>Drugs and Medicines (excluding chemicals and narcotics)— continued</i>										
<i>God Heer oil (III. O)—</i>	Lbs.	Lbs.	Lbs.	Lbs.	Lbs.					
United Kingdom . . . . .	65,078	59,754	58,462	23,298	24,883	81,411	81,249	70,148	84,065	18,097
Other British Possessions . . . . .	275	81	102	199	38	404	105	151	478	45
<b>TOTAL BRITISH EMPIRE . . . . .</b>	<b>65,945</b>	<b>59,835</b>	<b>58,564</b>	<b>23,497</b>	<b>24,921</b>	<b>81,815</b>	<b>81,354</b>	<b>70,299</b>	<b>84,543</b>	<b>18,142</b>
Norway . . . . .	..	9,395	8,024	18,110	27,731	..	9,052	3,772	6,244	10,703
Denmark . . . . .	2,725	..	..	..	..	2,411	..	..	..	..
Germany . . . . .	305	7,503	16,212	9,072	15,033	260	4,752	8,685	3,234	5,605
Netherlands . . . . .	1,590	11,484	6,750	10,600	440	855	31,823	9,333	22,410	166
Belgium . . . . .	8,600	..	..	..	..	11,950	..	..	..	..
France . . . . .	..	..	4,788	1,872	1,446	..	..	1,979	894	727
United States of America— Via Atlantic Coast . . . . .	1,224	2,385	114	855	57	1,814	3,815	228	2,759	94
Other Foreign Countries . . . . .	249	..	8,121	1,820	1,251	330	..	1,470	1,121	685
<b>TOTAL FOREIGN COUNTRIES . . . . .</b>	<b>9,698</b>	<b>30,787</b>	<b>39,009</b>	<b>37,329</b>	<b>45,958</b>	<b>17,620</b>	<b>49,442</b>	<b>25,467</b>	<b>86,662</b>	<b>17,980</b>
<i>Share of Bengal . . . . .</i>	<i>8,269</i>	<i>10,324</i>	<i>23,712</i>	<i>15,053</i>	<i>32,403</i>	<i>7,925</i>	<i>7,559</i>	<i>11,990</i>	<i>6,347</i>	<i>11,701</i>
" <i>Bombay . . . . .</i>	<i>7,733</i>	<i>8,965</i>	<i>15,399</i>	<i>4,701</i>	<i>5,849</i>	<i>3,630</i>	<i>3,147</i>	<i>7,543</i>	<i>2,199</i>	<i>2,670</i>
" <i>Sind . . . . .</i>	<i>3,940</i>	<i>5,121</i>	<i>7,037</i>	<i>4,428</i>	<i>6,723</i>	<i>3,331</i>	<i>3,340</i>	<i>3,402</i>	<i>1,964</i>	<i>3,557</i>
" <i>Madras . . . . .</i>	<i>36,990</i>	<i>40,543</i>	<i>27,136</i>	<i>26,103</i>	<i>22,662</i>	<i>42,537</i>	<i>68,404</i>	<i>28,220</i>	<i>40,937</i>	<i>14,360</i>
" <i>Burma . . . . .</i>	<i>18,708</i>	<i>25,149</i>	<i>24,237</i>	<i>10,541</i>	<i>3,242</i>	<i>37,012</i>	<i>42,855</i>	<i>44,611</i>	<i>20,658</i>	<i>3,934</i>
<b>TOTAL . . . . .</b>	<b>75,638</b>	<b>90,602</b>	<b>97,573</b>	<b>60,326</b>	<b>70,879</b>	<b>99,435</b>	<b>1,30,796</b>	<b>95,766</b>	<b>72,105</b>	<b>88,122</b>
<i>Morphia (III. O)—</i>	Ounces	Ounces	Ounces	Ounces	Ounces					
United Kingdom . . . . .	797	1,355	834	395	747	19,448	22,830	21,343	13,810	14,036
Germany . . . . .	259	433	263	186	181	2,764	3,451	2,269	3,143	2,070
United States of America— Via Atlantic Coast . . . . .	1	12	..	..	..	56	1,501	..	..	60
Other Foreign Countries . . . . .	54	..	5	1	..	524	..	63	31	..
<b>TOTAL FOREIGN COUNTRIES . . . . .</b>	<b>314</b>	<b>445</b>	<b>268</b>	<b>187</b>	<b>181</b>	<b>3,344</b>	<b>4,952</b>	<b>2,332</b>	<b>3,174</b>	<b>2,180</b>
<i>Share of Bengal . . . . .</i>	<i>505</i>	<i>822</i>	<i>416</i>	<i>275</i>	<i>240</i>	<i>12,240</i>	<i>18,149</i>	<i>13,070</i>	<i>9,425</i>	<i>9,997</i>
" <i>Bombay . . . . .</i>	<i>441</i>	<i>381</i>	<i>556</i>	<i>227</i>	<i>209</i>	<i>6,949</i>	<i>5,835</i>	<i>8,379</i>	<i>4,925</i>	<i>4,073</i>
" <i>Sind . . . . .</i>	<i>52</i>	<i>433</i>	<i>91</i>	<i>30</i>	<i>479</i>	<i>1,031</i>	<i>2,333</i>	<i>1,479</i>	<i>2,134</i>	<i>2,096</i>
" <i>Madras . . . . .</i>	<i>113</i>	<i>3</i>	<i>..</i>	<i>..</i>	<i>..</i>	<i>2,672</i>	<i>108</i>	<i>..</i>	<i>..</i>	<i>..</i>
" <i>Burma . . . . .</i>	<i>..</i>	<i>106</i>	<i>39</i>	<i>..</i>	<i>..</i>	<i>..</i>	<i>1,352</i>	<i>247</i>	<i>..</i>	<i>..</i>
<b>TOTAL . . . . .</b>	<b>1,111</b>	<b>1,800</b>	<b>1,102</b>	<b>582</b>	<b>928</b>	<b>22,792</b>	<b>27,782</b>	<b>23,675</b>	<b>16,484</b>	<b>16,166</b>
<i>Preparations of opium and morphia (III. O)—</i>										
United Kingdom . . . . .	—	—	—	—	—	88,746	85,801	75,441	50,626	55,827
Other British Possessions . . . . .	—	—	—	—	—	..	..	5	..	..
<b>TOTAL BRITISH EMPIRE . . . . .</b>	<b>—</b>	<b>—</b>	<b>—</b>	<b>—</b>	<b>—</b>	<b>88,746</b>	<b>85,801</b>	<b>75,446</b>	<b>50,626</b>	<b>55,827</b>
Germany . . . . .	—	—	—	—	—	9,739	7,723	7,033	14,348	12,125
Belgium . . . . .	—	—	—	—	—	1,150	2,516	..	..	..
France . . . . .	—	—	—	—	—	2,001	9,701	2,828	4	963
Switzerland . . . . .	—	—	—	—	—	135	1,079	3,708	760	485
United States of America— Via Atlantic Coast . . . . .	—	—	—	—	—	10,117	1,880	1,175	654	965
Other Foreign Countries . . . . .	—	—	—	—	—	239	82	209	284	..
<b>TOTAL FOREIGN COUNTRIES . . . . .</b>	<b>—</b>	<b>—</b>	<b>—</b>	<b>—</b>	<b>—</b>	<b>23,881</b>	<b>22,981</b>	<b>14,503</b>	<b>16,000</b>	<b>14,488</b>
<i>Share of Bengal . . . . .</i>	<i>—</i>	<i>—</i>	<i>—</i>	<i>—</i>	<i>—</i>	<i>43,493</i>	<i>29,293</i>	<i>9,169</i>	<i>11,393</i>	<i>13,725</i>
" <i>Bombay . . . . .</i>	<i>—</i>	<i>—</i>	<i>—</i>	<i>—</i>	<i>—</i>	<i>29,478</i>	<i>43,458</i>	<i>30,874</i>	<i>15,887</i>	<i>16,324</i>
" <i>Sind . . . . .</i>	<i>—</i>	<i>—</i>	<i>—</i>	<i>—</i>	<i>—</i>	<i>15,478</i>	<i>14,858</i>	<i>15,845</i>	<i>12,066</i>	<i>12,363</i>
" <i>Madras . . . . .</i>	<i>—</i>	<i>—</i>	<i>—</i>	<i>—</i>	<i>—</i>	<i>20,965</i>	<i>19,736</i>	<i>32,860</i>	<i>24,241</i>	<i>24,328</i>
" <i>Burma . . . . .</i>	<i>—</i>	<i>—</i>	<i>—</i>	<i>—</i>	<i>—</i>	<i>2,713</i>	<i>1,437</i>	<i>1,201</i>	<i>2,639</i>	<i>3,075</i>
<b>TOTAL . . . . .</b>	<b>—</b>	<b>—</b>	<b>—</b>	<b>—</b>	<b>—</b>	<b>1,12,127</b>	<b>1,08,782</b>	<b>89,949</b>	<b>66,626</b>	<b>70,315</b>

No. 13—continued.

ARTICLES, AND COUNTRIES OF CONSIGNMENT; ALSO SHARE OF EACH PROVINCE	QUANTITY					VALUE				
	1927-28	1928-29	1929-30	1930-31	1931-32	1927-28	1928-29	1929-30	1930-31	1931-32
Drugs and Medicines (excluding chemicals and narcotics)— continued.						R	R	R	R	R
<i>Proprietary and Patent medicines (III. C)—</i>										
United Kingdom . . . . .	—	—	—	—	—	18,57,526	23,12,71	24,28,660	18,83,842	22,07,549
Ceylon . . . . .	—	—	—	—	—	26	1,065	113	209	2,607
Straits Settlements (including Labuan) . . . . .	—	—	—	—	—	35,540	42,247	30,913	32,513	26,767
Hongkong . . . . .	—	—	—	—	—	25,495	22,209	1,532	13,675	18,286
Cape of Good Hope . . . . .	—	—	—	—	—	..	5,122	5,498	5,518	5,152
Natal . . . . .	—	—	—	—	—	..	5,757	..	..	..
Victoria . . . . .	—	—	—	—	—	..	..	350	..	2,536
New South Wales . . . . .	—	—	—	—	—	2,800	..	..	241	16,910
Australian Commonwealth (Total) . . . . .	—	—	—	—	—	2,800	..	350	241	19,406
Other British Possessions . . . . .	—	—	—	—	—	..	3	172	36	201
<b>TOTAL BRITISH EMPIRE . . . . .</b>	<b>—</b>	<b>—</b>	<b>—</b>	<b>—</b>	<b>—</b>	<b>14,21,387</b>	<b>23,89,115</b>	<b>24,67,208</b>	<b>18,91,034</b>	<b>22,80,058</b>
Sweden . . . . .	—	—	—	—	—	..	..	..	1,522	1,385
Norway . . . . .	—	—	—	—	—	..	8,336	1,06,149	53,496	36,240
Georgia . . . . .	—	—	—	—	—	1,326	..	..	..	..
Germany . . . . .	—	—	—	—	—	7,02,358	5,44,215	7,41,607	7,86,897	8,28,375
Netherlands . . . . .	—	—	—	—	—	53,209	1,18,234	1,28,236	1,08,266	67,703
Belgium . . . . .	—	—	—	—	—	98,301	69,518	36,025	21,200	13,625
France . . . . .	—	—	—	—	—	1,78,126	3,63,168	5,03,403	4,56,611	4,63,393
Switzerland . . . . .	—	—	—	—	—	6,760	10,041	5,688	9,471	12,691
Italy . . . . .	—	—	—	—	—	63,546	1,36,297	1,99,373	2,51,446	1,18,667
Hungary . . . . .	—	—	—	—	—	..	1,170	401	..	326
Native States in Arabia other than Maskat Territory and Trucial Oman . . . . .	—	—	—	—	—	1,855	..	5	..	..
Persia . . . . .	—	—	—	—	—	..	2,671	40	..	1
Siara . . . . .	—	—	—	—	—	..	2,947	6,715	5	..
China (exclusive of Hong- kong and Macao) . . . . .	—	—	—	—	—	2,208	4,110	2,616	4,622	1,555
Japan . . . . .	—	—	—	—	—	24,375	33,694	31,702	14,974	11,714
United States of America— Via Atlantic Coast . . . . .	—	—	—	—	—	3,67,446	5,99,672	6,20,167	6,76,381	7,61,805
" Pacific " . . . . .	—	—	—	—	—	459	191	6,696	14,201	3,363
Other Foreign Countries . . . . .	—	—	—	—	—	426	93	263	483	4,481
<b>TOTAL FOREIGN COUNTRIES . . . . .</b>	<b>—</b>	<b>—</b>	<b>—</b>	<b>—</b>	<b>—</b>	<b>15,05,395</b>	<b>18,94,552</b>	<b>23,89,086</b>	<b>23,99,523</b>	<b>23,34,329</b>
Share of Bengal . . . . .	—	—	—	—	—	2,99,350	13,32,390	13,09,369	12,02,422	9,12,462
" Bombay . . . . .	—	—	—	—	—	14,38,912	13,94,145	22,79,972	17,57,533	23,76,510
" Sind . . . . .	—	—	—	—	—	3,95,793	4,02,973	5,22,072	5,33,040	5,42,406
" Madras . . . . .	—	—	—	—	—	3,78,006	1,98,454	2,82,530	3,29,584	3,64,513
" Burma . . . . .	—	—	—	—	—	4,14,321	4,57,705	4,01,311	4,17,983	4,18,398
<b>TOTAL . . . . .</b>	<b>—</b>	<b>—</b>	<b>—</b>	<b>—</b>	<b>—</b>	<b>29,26,782</b>	<b>42,83,667</b>	<b>48,56,294</b>	<b>42,90,562</b>	<b>46,14,387</b>

GENERAL IMPORTS

( 152 )

No. 13—continued.

ARTICLES, AND COUNTRIES OF CONSIGNMENT; ALSO SHARE OF EACH PROVINCE	QUANTITY					VALUE				
	1927-28	1928-29	1929-30	1930-31	1931-32	1927-28	1928-29	1929-30	1930-31	1931-32
<b>Drugs and Medicines (excluding chemicals and narcotics)—continued.</b>						₹	₹	₹	₹	₹
<b>Quinine salts*—</b>	Lbs.	Lbs.	Lbs.	Lbs.	Lbs.					
<b>Quinine sulphate or Bisulphate* (III. C)—</b>										
United Kingdom . . . . .	44,455	49,297	47,592	28,858	25,049	9,46,084	10,49,403	10,19,748	6,06,979	5,98,857
Bahrain Islands . . . . .	..	..	..	980	..	..	..	..	17,753	..
Straits Settlements (including Labuan) . . . . .	..	..	..	1,404	102	..	..	..	27,641	2,614
Federated Malay States . . . . .	..	..	190	50	..	..	..	3,286	366	..
Other British Possessions . . . . .	..	2	..	..	..	..	82	..	..	..
<b>TOTAL BRITISH EMPIRE . . . . .</b>	<b>44,455</b>	<b>49,299</b>	<b>47,782</b>	<b>31,237</b>	<b>26,051</b>	<b>9,46,084</b>	<b>10,49,435</b>	<b>10,23,034</b>	<b>6,52,739</b>	<b>6,00,971</b>
Germany . . . . .	24,685	29,479	29,931	32,911	33,680	4,81,763	3,92,485	5,63,418	6,15,345	7,12,773
Netherlands . . . . .	900	2,747	4,316	4,474	5,031	16,143	50,920	88,431	69,246	90,699
France . . . . .	102	235	744	182	164	1,884	4,748	14,085	4,365	2,454
Switzerland . . . . .	..	1,338	1,745	3,121	4,932	..	25,983	35,721	70,202	95,808
Java . . . . .	0,633	3,532	3,877	2,429	7,415	46,101	69,223	74,343	45,291	1,63,156
United States of America— Via Atlantic Coast . . . . .	3,342	3,936	3,611	1,967	1,447	1,09,938	89,201	1,17,942	64,632	49,613
Other Foreign Countries . . . . .	19	26	..	6	88	347	487	..	150	3,006
<b>TOTAL FOREIGN COUNTRIES . . . . .</b>	<b>39,181</b>	<b>41,293</b>	<b>44,224</b>	<b>45,000</b>	<b>62,752</b>	<b>6,56,176</b>	<b>6,38,050</b>	<b>8,98,940</b>	<b>8,69,230</b>	<b>11,17,509</b>
<b>Share of Bengal . . . . .</b>	<b>48,044</b>	<b>54,930</b>	<b>53,897</b>	<b>43,541</b>	<b>46,372</b>	<b>3,21,892</b>	<b>9,41,453</b>	<b>10,74,863</b>	<b>3,23,790</b>	<b>10,39,727</b>
" Bombay . . . . .	25,595	23,504	27,641	21,514	21,698	5,37,514	5,77,641	6,05,027	4,69,326	5,03,318
" Sind . . . . .	4,040	3,035	4,931	5,549	2,968	96,327	64,203	1,08,847	1,19,338	66,191
" Madras . . . . .	2,466	1,387	2,392	3,843	4,313	61,033	32,249	41,106	62,233	79,651
" Burma . . . . .	3,494	2,636	3,236	1,330	952	34,994	66,989	37,131	47,234	29,593
<b>TOTAL . . . . .</b>	<b>83,636</b>	<b>90,592</b>	<b>92,006</b>	<b>76,327</b>	<b>78,803</b>	<b>16,02,260</b>	<b>16,82,535</b>	<b>19,16,074</b>	<b>15,21,969</b>	<b>17,18,480</b>
<b>Quinine hydrochloride or dihydrochloride* (III. C)—</b>	Lbs.	Lbs.	Lbs.	Lbs.	Lbs.					
United Kingdom . . . . .	9,164	9,682	9,821	5,838	5,028	2,97,306	3,05,975	3,25,424	1,88,124	1,80,528
Other British possessions . . . . .	1	2	30	22	24	30	114	654	553	377
<b>TOTAL BRITISH EMPIRE . . . . .</b>	<b>9,165</b>	<b>9,684</b>	<b>9,851</b>	<b>5,860</b>	<b>5,052</b>	<b>2,97,336</b>	<b>3,06,089</b>	<b>3,26,078</b>	<b>1,88,677</b>	<b>1,80,405</b>
Germany . . . . .	2,153	2,445	3,213	5,298	4,205	59,227	56,148	86,282	1,27,524	1,21,535
Netherlands . . . . .	110	1,040	1,024	422	738	3,045	10,500	23,790	10,035	19,656
Italy . . . . .	16	14	156	27	..	1,204	878	3,943	1,108	..
Switzerland . . . . .	..	454	762	624	1,256	..	10,624	20,598	16,001	28,019
Persia . . . . .	..	70	..	..	..	..	1,622	..	..	..
Java . . . . .	713	828	528	319	576	18,431	22,722	13,987	8,153	15,750
Other Foreign Countries . . . . .	56	22	1	6	54	916	1,452	82	515	1,686
<b>TOTAL FOREIGN COUNTRIES . . . . .</b>	<b>3,048</b>	<b>4,673</b>	<b>5,680</b>	<b>6,696</b>	<b>6,829</b>	<b>82,823</b>	<b>1,03,931</b>	<b>1,48,582</b>	<b>1,63,936</b>	<b>1,86,654</b>
<b>Share of Bengal . . . . .</b>	<b>3,509</b>	<b>10,658</b>	<b>11,063</b>	<b>3,993</b>	<b>3,696</b>	<b>2,69,193</b>	<b>3,02,513</b>	<b>3,35,599</b>	<b>2,45,100</b>	<b>2,69,303</b>
" Bombay . . . . .	2,373	2,663	2,792	2,405	2,172	63,312	68,769	85,931	63,609	70,040
" Sind . . . . .	707	490	724	607	535	25,346	15,926	23,758	20,397	19,517
" Madras . . . . .	306	532	725	412	350	12,037	17,303	22,606	15,159	14,405
" Burma . . . . .	318	164	236	139	175	10,216	5,724	6,716	4,348	6,144
<b>TOTAL . . . . .</b>	<b>12,213</b>	<b>14,557</b>	<b>15,540</b>	<b>12,556</b>	<b>11,881</b>	<b>3,80,159</b>	<b>4,10,020</b>	<b>4,74,600</b>	<b>3,52,613</b>	<b>3,77,059</b>

\* Free of duty.

No. 13—continued.

ARTICLES, AND COUNTRIES OF CONSIGNMENT: ALSO SHARE OF EACH PROVINCE	QUANTITY					VALUE				
	1927-28	1928-29	1929-30	1930-31	1931-32	1927-28	1928-29	1929-30	1930-31	1931-32
<i>Drugs and Medicines (excluding chemicals and narcotics)— continued. Quinine salts*—continued Other Sorts* (III. C)—</i>	Lbs.	Lbs.	Lbs.	Lbs.	Lbs.	R	R	R	R	R
United Kingdom . . . . .	5,080	5,313	6,593	3,046	2,330	1,40,520	1,39,454	1,68,342	65,736	65,380
Ceylon Straits Settlements (including Labuan) . . . . .	..	..	..	80	..	..	..	..	2,525	..
Federated Malay States . . . . .	..	..	76	6	..	..	..	2,202	103	..
Other British Possessions . . . . .	..	..	6	..	12	..	..	292	..	699
TOTAL BRITISH EMPIRE . . . . .	5,080	5,313	6,675	3,386	2,342	1,40,520	1,39,454	1,70,836	70,916	66,207
Germany . . . . .	9,067	17,482	7,295	8,316	12,872	1,69,808	1,84,051	1,89,258	1,98,681	2,48,615
Netherlands . . . . .	648	1,243	1,205	1,653	2,692	11,517	19,494	26,129	77,450	1,01,305
Belgium . . . . .	1	187	..	174	197	88	2,436	..	7,438	4,831
France . . . . .	..	198	326	284	193	..	2,347	10,424	5,623	6,073
Switzerland . . . . .	..	984	3,183	3,032	1,159	..	17,732	49,873	42,486	28,620
Italy . . . . .	3	26	655	12	..	26	1,694	9,418	544	..
Java . . . . .	2,882	2,515	2,152	964	965	38,823	30,740	27,555	10,626	10,799
United States of America— Vid Atlantic Coast . . . . .	107	162	..	1	52	3,785	5,966	11	20	2,471
Other Foreign Countries . . . . .	..	17	..	..	..	200	606	28	..	..
TOTAL FOREIGN COUNTRIES . . . . .	12,708	22,314	14,816	14,436	18,030	2,19,247	2,15,066	3,12,691	3,42,873	4,03,623
Share of Bengal . . . . .	11,877	19,524	12,832	12,256	14,737	1,84,867	1,70,937	2,33,501	2,78,633	3,13,737
" Bombay . . . . .	3,839	6,061	5,812	2,335	4,246	1,26,005	1,28,774	1,40,974	73,430	1,12,742
" Sind . . . . .	611	537	1,742	2,333	1,007	16,113	14,927	31,347	39,256	22,436
" Madras . . . . .	1,410	1,962	311	903	287	30,714	33,139	21,159	17,722	5,694
" Burma . . . . .	51	53	244	95	95	2,063	1,393	6,548	4,743	15,171
TOTAL . . . . .	17,788	28,127	21,491	17,822	20,372	3,59,767	3,54,520	4,83,527	4,13,789	4,69,830
<b>Total Quinine Salts*—</b>	Lbs.	Lbs.	Lbs.	Lbs.	Lbs.					
United Kingdom . . . . .	58,699	64,292	64,006	37,787	33,307	13,83,910	14,94,832	15,13,514	8,60,839	8,53,265
Bahrain Islands . . . . .	..	..	..	930	..	..	..	..	17,753	..
Ceylon Straits Settlements (including Labuan) . . . . .	1	..	..	80	..	..	..	..	2,525	..
Federated Malay States . . . . .	..	..	296	71	..	..	..	6,142	818	..
Other British Possessions . . . . .	..	4	6	..	12	..	196	292	..	699
TOTAL BRITISH EMPIRE . . . . .	58,700	64,296	64,308	40,483	33,445	13,83,940	14,95,028	15,19,948	9,12,332	8,57,583
Germany . . . . .	35,905	49,406	40,444	46,525	50,757	7,10,798	5,82,884	5,33,908	9,41,550	10,82,923
Netherlands . . . . .	1,658	5,030	6,545	6,549	3,301	30,705	81,004	1,38,850	1,56,730	2,11,660
Belgium . . . . .	4	187	..	174	207	102	2,436	..	7,438	6,630
France . . . . .	106	448	1,070	472	358	2,023	7,824	24,550	10,406	9,703
Switzerland . . . . .	..	2,776	5,690	6,777	7,347	..	54,239	1,06,192	1,29,289	1,52,456
Italy . . . . .	35	40	811	39	..	1,673	2,567	13,361	1,666	..
Persia . . . . .	..	113	..	..	..	..	2,709	..	..	..
Java . . . . .	13,228	6,875	6,557	3,712	8,956	98,355	1,22,685	1,15,835	64,070	1,89,714
United States of America— Vid Atlantic Coast . . . . .	4,001	4,100	3,612	1,968	1,499	1,14,500	95,223	1,17,973	64,664	52,084
Other Foreign Countries . . . . .	..	5	..	6	66	..	676	44	130	2,556
TOTAL FOREIGN COUNTRIES . . . . .	54,937	68,980	64,720	66,222	77,611	9,58,246	9,52,047	13,55,213	13,76,039	17,07,736
Share of Bengal . . . . .	68,430	35,162	77,842	64,790	72,205	12,75,967	14,14,908	16,93,963	13,47,523	16,20,377
" Bombay . . . . .	31,307	37,218	36,245	26,254	28,116	7,26,331	7,75,184	8,31,982	6,09,365	6,56,100
" Sind . . . . .	5,353	4,062	7,397	3,339	4,561	1,38,286	95,056	1,03,952	1,79,439	1,08,144
" Madras . . . . .	4,132	3,931	3,833	5,153	4,950	1,03,334	37,521	84,371	95,164	93,340
" Burma . . . . .	3,360	2,903	3,715	2,114	1,222	97,273	74,406	1,00,393	56,825	59,903
TOTAL . . . . .	113,637	133,276	129,037	106,705	111,056	23,42,186	24,47,075	28,75,161	22,88,371	25,65,369
<b>Saccharin (I. C)—</b>	Lbs.	Lbs.	Lbs.	Lbs.	Lbs.					
United Kingdom . . . . .	1,037	890	3,188	3,238	6,529	17,325	16,510	30,417	24,054	41,292
Other British Possessions . . . . .	3	16	1	..	12	12	57	13	7	53
TOTAL BRITISH EMPIRE . . . . .	1,040	906	3,189	3,238	6,541	17,337	16,567	30,430	24,061	41,255
Germany . . . . .	5,647	8,836	7,054	3,509	4,103	16,583	20,110	27,111	13,822	17,832
France . . . . .	4,892	6,544	2,350	2,400	3,400	13,018	25,915	9,464	10,030	14,500
Switzerland . . . . .	2,025	7,475	3,850	3,744	9,200	5,597	25,150	38,854	15,662	42,833
Iraq . . . . .	..	..	290	..	..	..	..	2,175	..	..
United States of America— Vid Atlantic Coast . . . . .	4,253	5,301	13,317	3,549	19,335	14,266	17,445	52,965	38,919	88,521
Other Foreign Countries . . . . .	94	415	108	..	30	331	1,465	396	..	105
TOTAL FOREIGN COUNTRIES . . . . .	16,911	28,621	31,969	13,202	36,068	50,700	98,085	1,25,965	78,433	1,68,841
Share of Bengal . . . . .	5,214	4,545	3,995	5,167	7,099	17,717	16,695	40,450	25,533	34,093
" Bombay . . . . .	2,754	4,776	10,488	4,560	15,592	15,303	28,016	48,069	22,469	31,194
" Sind . . . . .	7,394	14,612	11,201	3,007	14,761	22,251	47,764	43,493	34,743	63,384
" Madras . . . . .	153	397	473	613	1,424	3,662	3,953	7,567	5,152	10,035
" Burma . . . . .	2,461	5,193	3,996	3,233	3,742	9,044	16,194	16,311	14,537	16,399
TOTAL . . . . .	17,951	29,527	36,153	21,490	42,609	68,037	1,12,652	1,56,395	1,02,494	2,05,096

\*Free of duty.

GENERAL IMPORTS

ARTICLES, AND COUNTRIES OF CONSIGNMENT; ALSO SHARE OF EACH PROVINCE	QUANTITY					VALUE				
	1927-28	1928-29	1929-30	1930-31	1931-32	1927-28	1928-29	1929-30	1930-31	1931-32
<i>Drugs and Medicines (excluding chemicals and narcotics)—continued.</i>						₨	₨	₨	₨	₨
<i>Sarsaparilla and preparations thereof (III C)—</i>										
United Kingdom . . . . .	—	—	—	—	—	16,985	15,877	20,681	19,912	17,003
Ceylon . . . . .	—	—	—	—	—	..	..	..	26	4
British West India Islands . . . . .	—	—	—	—	—	10,009	7,597	11,760	7,783	17,143
TOTAL BRITISH EMPIRE . . . . .	—	—	—	—	—	25,994	23,474	32,441	27,721	34,150
Germany . . . . .	—	—	—	—	—	..	2,516	839	..	1,495
France . . . . .	—	—	—	—	—	11,313	4,889	5,588	2,873	6,620
Other Foreign Countries . . . . .	—	—	—	—	—	..	..	82	547	879
TOTAL FOREIGN COUNTRIES . . . . .	—	—	—	—	—	11,313	7,405	6,459	3,420	9,000
<i>Share of Bengal . . . . .</i>	—	—	—	—	—	..	..	..	..	966
" Bombay . . . . .	—	—	—	—	—	3,748	6,154	2,340	3,348	7,549
" Sind . . . . .	—	—	—	—	—	20,459	16,604	24,919	17,992	27,837
" Madras . . . . .	—	—	—	—	—	7,627	3,012	11,641	9,803	6,799
" Burma . . . . .	—	—	—	—	—	473	109	..	..	..
TOTAL . . . . .	—	—	—	—	—	37,307	30,879	38,900	31,141	43,150
<i>Storax, including liquid storax (rose molloss) (III. C)—</i>										
United Kingdom . . . . .	Lbs. 89	Lbs. 4,200	Lbs. 8,592	Lbs. 540	Lbs. ..	100	1,200	2,500	459	..
Other British Possessions . . . . .	..	1,506	420	..	140	..	432	120	..	39
TOTAL BRITISH EMPIRE . . . . .	89	5,706	9,012	540	140	100	1,632	2,620	459	39
Germany . . . . .	4,200	..	4,275	875	..	1,312	..	1,200	566	..
France . . . . .	102,380	163,879	113,759	100,768	95,649	27,313	50,460	34,677	29,374	23,297
Italy . . . . .	4,230	..	..	..	10,651	1,050	..	..	..	3,005
Turkey, Asiatic . . . . .	..	19,190	..	..	..	..	4,447	..	..	..
Switzerland . . . . .	..	..	..	..	..	..	..	..	..	2
United States of America— Via Atlantic Coast . . . . .	..	172	..	..	..	..	230	..	..	..
TOTAL FOREIGN COUNTRIES . . . . .	110,810	183,241	118,034	101,643	106,300	29,975	55,137	35,877	29,940	31,307
<i>Share of Bengal . . . . .</i>	29,400	33,660	32,499	12,570	24,332	3,057	9,966	11,237	4,434	6,868
" Bombay . . . . .	73,099	154,677	69,890	35,329	69,232	19,094	46,621	24,603	24,730	21,168
" Madras . . . . .	3,400	610	4,657	4,234	12,776	3,624	132	2,542	1,235	3,310
TOTAL . . . . .	110,899	188,947	127,046	102,133	106,440	29,775	56,769	38,497	30,399	31,346
<i>Other sorts of Drugs and Medicines (III. C)—</i>										
United Kingdom . . . . .	—	—	—	—	—	54,47,758	48,54,760	53,41,340	35,88,207	34,47,220
Aden and Dependencies . . . . .	—	—	—	—	—	2,676	4,535	5,303	1,090	1,962
Ceylon . . . . .	—	—	—	—	—	6,678	8,546	8,233	10,831	7,299
Straits Settlements (including Labuan) . . . . .	—	—	—	—	—	4,23,597	4,33,056	4,39,763	4,39,235	1,60,954
Federated Malay States . . . . .	—	—	—	—	—	..	1,486	1,127	10	2,130
Hongkong . . . . .	—	—	—	—	—	2,66,033	1,15,021	1,78,539	1,98,767	1,57,911
Cape of Good Hope . . . . .	—	—	—	—	—	12,318	7,323	13,260	5,607	143
Natal . . . . .	—	—	—	—	—	6,135	436	1,166	6,333	6,933
Transvaal . . . . .	—	—	—	—	—	..	45	..	1,256	23
Zanzibar and Pemba . . . . .	—	—	—	—	—	1,093	1,351	4,633	6,722	6,556
Kenya Colony . . . . .	—	—	—	—	—	716	260	2,715	2,079	1,351
Mauritius and Dependencies . . . . .	—	—	—	—	—	1,569	..	..	45	22
Seychelles . . . . .	—	—	—	—	—	4,427	3,303	6,750	464	5,119
Canada— via Atlantic Coast . . . . .	—	—	—	—	—	..	..	..	..	3,233
Western Australia . . . . .	—	—	—	—	—	50	67	300	22	..
South Australia (including Northern Territory) . . . . .	—	—	—	—	—	..	65	85	..	877
Victoria . . . . .	—	—	—	—	—	2,282	147	3,244	3,534	323
New South Wales . . . . .	—	—	—	—	—	3,520	1,645	1,634	2,269	12,032
Queensland . . . . .	—	—	—	—	—	71	121	12	..	50
Australian Commonwealth (Total) . . . . .	—	—	—	—	—	5,923	2,045	5,275	5,375	13,782
New Zealand (including Nauru and British Samoa) . . . . .	—	—	—	—	—	2,141	..	..	..	20
Fiji Islands . . . . .	—	—	—	—	—	..	..	..	1,400	..
Other British Possessions . . . . .	—	—	—	—	—	222	24	239	235	175
TOTAL BRITISH EMPIRE . . . . .	—	—	—	—	—	61,86,336	54,32,701	60,03,002	49,39,000	50,11,610



No. 13—continued.

ARTICLES, AND COUNTRIES OF CONSIGNMENTS; ALSO SHARE OF EACH PROVINCE	QUANTITY					VALUE				
	1927-28	1928-29	1929-30	1930-31	1931-32	1927-28	1928-29	1929-30	1930-31	1931-32
Drugs and Medicines (excluding chemicals and narcotics)— continued.						R	R	R	R	R
Other sorts of Drugs and Medicines (III. C)—continued.										
Russia—										
Northern Russia . . . . .	—	—	—	—	—	486	1,018	—	988	283
Southern " . . . . .	—	—	—	—	—	—	—	—	—	—
Georgia . . . . .	—	—	—	—	—	1,204	—	—	283	—
Sweden . . . . .	—	—	—	—	—	—	—	—	1,567	—
Norway . . . . .	—	—	—	—	—	477	867	15,121	11,908	40
Poland (including Dantzic) . . . . .	—	—	—	—	—	—	—	—	—	66,898
Germany . . . . .	—	—	—	—	—	22,66,920	16,41,456	15,37,002	19,98,557	15,06,192
Netherlands . . . . .	—	—	—	—	—	1,74,242	1,38,532	1,04,516	1,01,707	2,17,352
Belgium . . . . .	—	—	—	—	—	32,240	51,377	32,971	69,411	42,518
France . . . . .	—	—	—	—	—	4,34,236	5,17,144	7,00,024	6,10,710	3,34,583
Spain . . . . .	—	—	—	—	—	—	1,998	4,115	11,610	5,150
Switzerland . . . . .	—	—	—	—	—	21,000	43,812	51,858	26,250	45,590
Italy . . . . .	—	—	—	—	—	96,278	1,00,497	58,400	1,17,253	40,635
Austria . . . . .	—	—	—	—	—	18,448	6,448	2,816	798	382
Hungary . . . . .	—	—	—	—	—	304	1,941	4,187	2,805	2,352
Czechoslovakia . . . . .	—	—	—	—	—	775	286	1,252	1,022	—
Greece . . . . .	—	—	—	—	—	—	—	—	1,120	—
Syria . . . . .	—	—	—	—	—	—	1,864	716	355	—
Mascat Territory and Tru- cial Oman . . . . .	—	—	—	—	—	—	—	—	—	—
Other Native States in Arabia . . . . .	—	—	—	—	—	2,485	1,549	1,482	1,208	2,035
Iraq . . . . .	—	—	—	—	—	788	1,937	11,095	19,460	2,738
Persia . . . . .	—	—	—	—	—	35,691	60,645	63,305	75,329	50,378
Java . . . . .	—	—	—	—	—	38,026	54,085	81,050	1,13,677	1,20,131
Sumatra . . . . .	—	—	—	—	—	19,760	14,918	11,385	11,097	1,44,250
Siam . . . . .	—	—	—	—	—	1,037	797	314	128	199
China (exclusive of Hongkong and Macao) . . . . .	—	—	—	—	—	75,362	98,895	98,910	48,676	73,900
Japan . . . . .	—	—	—	—	—	5,07,502	5,56,871	7,44,222	6,55,794	8,94,210
Egypt . . . . .	—	—	—	—	—	12,056	26,640	14,212	13,845	10,492
Portuguese East Africa . . . . .	—	—	—	—	—	60	1,468	11,578	8,009	1,330
United States of America— Via Atlantic Coast . . . . .	—	—	—	—	—	15,02,429	11,68,189	15,37,662	14,10,732	10,40,966
" Pacific " . . . . .	—	—	—	—	—	9,378	9,125	5,241	6,165	1,483
Other Foreign Countries . . . . .	—	—	—	—	—	226	819	20	292	117
TOTAL FOREIGN COUNTRIES . . . . .	—	—	—	—	—	52,51,917	45,02,468	50,94,349	53,20,780	46,04,209
Share of Bengal . . . . .	—	—	—	—	—	51,46,325	39,04,737	43,67,605	36,62,399	34,71,303
" Bombay . . . . .	—	—	—	—	—	39,68,951	38,34,390	42,39,722	37,37,271	32,73,292
" Sind . . . . .	—	—	—	—	—	6,02,323	5,55,643	6,46,666	6,15,653	4,97,088
" Madras . . . . .	—	—	—	—	—	10,92,219	13,00,070	13,06,648	11,49,090	8,65,722
" Burma . . . . .	—	—	—	—	—	6,28,435	3,90,324	5,43,306	4,35,233	3,11,762
TOTAL . . . . .	—	—	—	—	—	1,14,38,758	99,85,164	1,11,03,847	95,89,646	84,10,157
Total value of Drugs and Medicines—										
United Kingdom . . . . .	—	—	—	—	—	84,22,922	88,97,983	95,29,214	64,37,125	66,67,156
Aden and Dependencies . . . . .	—	—	—	—	—	2,676	6,088	5,308	1,090	2,601
Bahrain Island . . . . .	—	—	—	—	—	—	—	—	17,903	161
Ceylon . . . . .	—	—	—	—	—	6,981	9,678	15,222	17,269	9,978
Straits Settlements (including Labuan) . . . . .	—	—	—	—	—	4,81,483	5,50,860	4,88,288	5,08,008	2,74,990
Federated Malay States . . . . .	—	—	—	—	—	—	1,486	7,269	859	2,169
Hongkong . . . . .	—	—	—	—	—	3,03,571	1,37,426	1,80,501	2,12,828	1,76,284
Cape of Good Hope . . . . .	—	—	—	—	—	12,818	13,749	18,854	12,185	5,295
Natal . . . . .	—	—	—	—	—	7,429	6,193	2,755	10,889	7,417
Transvaal . . . . .	—	—	—	—	—	—	45	—	1,256	23
Zanzibar and Pemba . . . . .	—	—	—	—	—	1,093	1,851	4,825	6,722	6,550
Kenya Colony . . . . .	—	—	—	—	—	716	263	3,207	2,079	1,552
Mauritius and Dependencies . . . . .	—	—	—	—	—	1,569	—	—	46	22
Seychelles . . . . .	—	—	—	—	—	4,427	3,308	6,750	464	5,119
British West India Islands . . . . .	—	—	—	—	—	10,079	7,597	11,760	7,783	17,148
Canada— Via Atlantic Coast . . . . .	—	—	—	—	—	—	—	—	—	8,288
Western Australia . . . . .	—	—	—	—	—	50	67	300	22	—
South Australia (including Northern Territory) . . . . .	—	—	—	—	—	—	65	35	—	877
Victoria . . . . .	—	—	—	—	—	2,282	147	3,594	3,584	3,409
New South Wales . . . . .	—	—	—	—	—	6,320	1,645	1,034	2,510	23,942
Queensland . . . . .	—	—	—	—	—	71	121	12	—	50
Australian Commonwealth (Total) . . . . .	—	—	—	—	—	8,723	2,045	5,625	6,116	33,278
New Zealand (including Nauru and British Samoa) . . . . .	—	—	—	—	—	2,141	—	—	—	20
Fiji Islands . . . . .	—	—	—	—	—	—	—	—	1,400	—
Other British Possessions . . . . .	—	—	—	—	—	152	24	289	85	145
TOTAL BRITISH EMPIRE . . . . .	—	—	—	—	—	92,66,730	96,38,596	1,02,79,867	72,44,706	72,13,207

GENERAL IMPORTS

( 156 )

No. 13—continued.

ARTICLES, AND COUNTRIES OF CONSIGNMENT; ALSO SHARE OF EACH PROVINCE	QUANTITY					VALUE				
	1927-28	1928-29	1929-30	1930-31	1931-32	1927-28	1928-29	1929-30	1930-31	1931-32
<i>Drugs and Medicines (excluding chemicals and narcotics)—concluded</i>						R	R	R	R	R
<i>Total value of Drugs and Medicines—continued</i>										
Russia—										
Northern Russia . . . . .	—	—	—	—	—	486	1,013	—	388	288
Southern „ . . . . .	—	—	—	—	—	—	—	—	283	—
Georgia . . . . .	—	—	—	—	—	2,530	—	—	—	—
Sweden . . . . .	—	—	—	—	—	—	398	619	8,842	1,860
Norway . . . . .	—	—	—	—	—	477	18,255	1,25,042	76,646	113,841
Denmark . . . . .	—	—	—	—	—	2,640	74	—	67	16
Poland (including Dantzig) . . . . .	—	—	—	—	—	—	—	—	1,452	—
Germany . . . . .	—	—	—	—	—	45,71,398	36,44,706	40,60,866	48,12,579	42,76,537
Netherlands . . . . .	—	—	—	—	—	2,61,672	3,69,974	3,81,902	3,89,426	4,98,430
Belgium . . . . .	—	—	—	—	—	1,43,842	1,27,847	69,298	1,36,009	90,470
France . . . . .	—	—	—	—	—	6,70,480	9,79,096	13,18,890	11,21,017	8,67,004
Spain . . . . .	—	—	—	—	—	11,400	2,384	4,115	11,081	7,078
Switzerland . . . . .	—	—	—	—	—	33,492	2,24,086	4,14,962	3,86,430	7,28,783
Italy . . . . .	—	—	—	—	—	1,67,562	2,57,464	3,58,471	3,52,699	3,11,628
Austria . . . . .	—	—	—	—	—	18,869	6,443	2,816	798	732
Hungary . . . . .	—	—	—	—	—	304	3,111	4,617	2,865	2,678
Czechoslovakia . . . . .	—	—	—	—	—	776	280	1,515	1,022	1,764
Greece . . . . .	—	—	—	—	—	—	—	—	1,120	—
Turkey, Asiatic . . . . .	—	—	—	—	—	—	4,447	—	—	—
Maskat Territory and Trucial Oman . . . . .	—	—	—	—	—	2,485	1,549	1,482	1,263	2,689
Other Native States in Arabia . . . . .	—	—	—	—	—	2,643	1,951	11,119	10,460	2,738
Iraq . . . . .	—	—	—	—	—	38,591	60,645	65,480	75,344	50,378
Syria . . . . .	—	—	—	—	—	—	1,664	716	355	—
Perak . . . . .	—	—	—	—	—	1,48,530	2,67,956	2,22,998	2,77,890	3,09,505
Java . . . . .	—	—	—	—	—	1,18,115	1,37,608	1,27,220	75,167	3,34,077
Siam . . . . .	—	—	—	—	—	1,037	4,414	7,029	128	109
China (exclusive of Hongkong and Macao) . . . . .	—	—	—	—	—	78,660	1,06,434	1,01,571	58,298	75,966
Japan . . . . .	—	—	—	—	—	22,49,670	24,25,853	26,92,761	16,04,215	17,57,810
Egypt . . . . .	—	—	—	—	—	12,061	26,659	14,212	13,845	10,402
Portuguese East Africa . . . . .	—	—	—	—	—	60	1,468	11,573	8,069	1,330
United States of America— Via Atlantic Coast . . . . .	—	—	—	—	—	20,13,566	18,37,902	23,34,770	22,01,346	19,50,991
„ Pacific „ . . . . .	—	—	—	—	—	9,837	9,316	11,937	20,369	4,851
Other Foreign Countries . . . . .	—	—	—	—	—	156	1,356	20	471	101
<b>TOTAL FOREIGN COUNTRIES</b>	—	—	—	—	—	1,05,61,388	1,05,74,304	1,23,45,510	1,21,48,889	1,18,97,836
<i>Share of Bengal . . . . .</i>	—	—	—	—	—	71,95,203	71,36,987	78,31,176	66,94,425	65,93,299
„ Bombay . . . . .	—	—	—	—	—	74,33,787	79,69,479	87,51,338	73,39,364	76,96,565
„ Sind . . . . .	—	—	—	—	—	12,09,594	11,54,657	14,30,244	14,59,002	12,67,605
„ Madras . . . . .	—	—	—	—	—	27,22,979	29,52,630	34,19,838	29,34,224	27,29,646
„ Burma . . . . .	—	—	—	—	—	12,16,505	9,99,207	11,33,631	9,69,580	8,23,923
<b>TOTAL</b>	—	—	—	—	—	1,08,28,068	2,02,12,900	2,26,25,377	1,98,08,595	1,91,11,048
<i>Dyeing and Tanning Substances— Barks for tanning (III. E)—</i>	Cwts.	Cwts.	Cwts.	Cwts.	Cwts.					
Ceylon . . . . .	142	115	..	..	..	1,320	1,795	..	..	..
Straits Settlements (including Labuan) . . . . .	58	337	300	332	..	2,018	2,077	1,173	1,123	..
Natal . . . . .	176,615	283,709	258,135	203,201	213,935	17,33,832	25,43,436	18,74,546	13,96,390	12,89,393
Kenya Colony . . . . .	903	2,309	658	..	2,002	5,332	19,632	3,900	..	12,163
Other British Possessions . . . . .	..	20	..	..	..	..	73	..	..	..
<b>TOTAL BRITISH EMPIRE</b>	177,718	286,990	259,093	203,533	215,937	17,42,502	25,67,063	18,79,619	13,97,513	13,01,556
Germany . . . . .	298	..	..	..	..	5,740	..	..	..	..
Other Foreign Countries . . . . .	..	..	..	1	..	..	516	..	6	..
<b>TOTAL FOREIGN COUNTRIES</b>	298	..	..	1	..	5,740	516	..	6	..
<i>Share of Bombay . . . . .</i>	369	2,644	..	..	4	1,685	14,387	..	..	40
„ Sind . . . . .	..	..	..	1	..	..	..	..	6	..
„ Madras . . . . .	177,642	284,346	259,093	203,533	215,933	17,46,557	25,53,192	18,79,619	13,97,513	13,01,516
<b>TOTAL</b>	178,011	286,990	259,093	203,534	215,937	17,48,242	25,67,579	18,79,619	13,97,519	13,01,556

No. 13—continued

ARTICLES, AND COUNTRIES OF CONSIGNMENT; ALSO SHARE OF EACH PROVINCE	QUANTITY					VALUE				
	1927-28	1928-29	1929-30	1930-31	1931-32	1927-28	1928-29	1929-30	1930-31	1931-32
<b>Dyeing and Tanning Substances— continued</b>						R	R	R	R	R
<b>Cochineal (III. E)—</b>	Cwts.	Cwts.	Cwts.	Cwts.	Cwts.					
United Kingdom . . . . .	75	405	146	122	102	22,477	1,32,993	33,582	27,170	10,921
Other British Possessions . . . . .	5	..	..	..	6	225	..	..	..	100
<b>TOTAL BRITISH EMPIRE</b>	<b>80</b>	<b>405</b>	<b>146</b>	<b>122</b>	<b>108</b>	<b>22,702</b>	<b>1,32,993</b>	<b>33,582</b>	<b>27,170</b>	<b>11,021</b>
France . . . . .	2,309	1,601	1,870	749	275	4,79,398	4,59,945	4,35,438	1,38,326	85,754
Spain . . . . .	6	..	197	848	808	1,854	..	39,618	1,53,647	1,30,965
Portugal . . . . .	..	..	..	47	..	..	..	..	8,160	..
Czechoslovakia . . . . .	10	..	..	..	..	2,288	..	..	..	..
Canary Islands . . . . .	122	15	48	46	100	22,005	4,840	11,865	8,318	22,918
Other Foreign Countries . . . . .	..	..	..	1	..	6	..	112	200	..
<b>TOTAL FOREIGN COUNTRIES</b>	<b>2,447</b>	<b>1,816</b>	<b>2,115</b>	<b>1,091</b>	<b>1,248</b>	<b>5,05,641</b>	<b>4,64,785</b>	<b>4,87,033</b>	<b>3,08,646</b>	<b>1,89,637</b>
Share of Bengal . . . . .	2	2	16	..	..	599	637	4,803	..	..
" Bombay . . . . .	2,221	1,334	1,718	1,471	1,053	4,52,636	5,43,422	3,97,505	2,66,884	1,63,526
" Sind . . . . .	109	80	318	250	193	27,099	17,206	71,299	52,126	24,474
" Madras . . . . .	195	105	209	92	105	47,317	36,428	46,828	16,806	12,658
" Burma . . . . .	..	..	..	..	..	142	35	175	..	..
<b>TOTAL</b>	<b>2,527</b>	<b>2,021</b>	<b>2,261</b>	<b>1,813</b>	<b>1,351</b>	<b>5,28,843</b>	<b>5,97,778</b>	<b>5,20,615</b>	<b>3,35,810</b>	<b>2,00,658</b>
<b>Catch and Gambier (III. E)—</b>	Cwts.	Cwts.	Cwts.	Cwts.	Cwts.					
United Kingdom . . . . .	..	1	..	..	..	..	25	..	..	..
Straits Settlements (including Labuan) . . . . .	35,308	35,843	44,463	38,864	36,419	8,83,050	7,60,978	9,52,202	7,95,754	6,88,005
Federated Malay States . . . . .	..	82	88	..	..	..	2,463	3,595	..	..
Other British Possessions . . . . .	12	1	2	10	2	194	52	126	503	88
<b>TOTAL BRITISH EMPIRE</b>	<b>35,320</b>	<b>35,427</b>	<b>44,553</b>	<b>38,874</b>	<b>36,421</b>	<b>8,83,244</b>	<b>7,63,518</b>	<b>9,56,013</b>	<b>7,96,257</b>	<b>6,88,183</b>
Spain . . . . .	..	..	..	47	..	..	..	..	11,160	..
Iraq . . . . .	..	130	..	..	..	..	6,500	..	..	..
Java * . . . . .	111	..	29	64	21	4,822	..	454	1,785	810
Other Foreign Countries . . . . .	..	24	..	..	..	..	730	..	..	25
<b>TOTAL FOREIGN COUNTRIES</b>	<b>111</b>	<b>154</b>	<b>20</b>	<b>111</b>	<b>21</b>	<b>4,822</b>	<b>7,230</b>	<b>454</b>	<b>12,945</b>	<b>835</b>
Share of Bengal . . . . .	32,323	31,736	41,125	35,465	32,900	7,31,963	6,10,027	7,96,633	6,53,174	5,49,890
" Bombay . . . . .	632	1,009	733	1,140	1,077	21,422	40,753	30,636	43,340	42,532
" Sind . . . . .	..	..	..	1	..	..	..	..	24	..
" Madras . . . . .	525	623	564	497	541	16,034	20,940	17,726	14,939	13,519
" Burma . . . . .	1,951	2,213	2,110	1,882	1,924	63,597	99,028	1,11,472	97,725	83,077
<b>TOTAL</b>	<b>35,431</b>	<b>35,581</b>	<b>44,582</b>	<b>38,985</b>	<b>36,442</b>	<b>8,88,066</b>	<b>7,70,748</b>	<b>9,56,467</b>	<b>8,09,202</b>	<b>6,89,018</b>

GENERAL IMPORTS

( 158 )

No. 13—continued

ARTICLES, AND COUNTRIES OF CONSIGNMENT; ALSO SHARE OF EACH PROVINCE	QUANTITY					VALUE				
	1927-28	1928-29	1929-30	1930-31	1931-32	1927-28	1928-29	1929-30	1930-31	1931-32
<b>Dyeing and Tanning Substances—continued</b>										
<b>Dyes obtained from Coal tar—</b>										
<b>Alizarine (III. E)—</b>				Lbs.	Lbs.				R	R
<b>Alizarine—Dry—(a) not exceeding 40 per cent.—</b>										
United Kingdom . . . . .	—	—	—	6,720	..	—	—	—	2,990	..
Germany . . . . .	—	—	—	10,980	10,230	—	—	—	18,893	18,646
Italy . . . . .	—	—	—	118	..	—	—	—	158	..
<b>TOTAL FOREIGN COUNTRIES.</b>	—	—	—	11,098	10,230	—	—	—	14,046	13,646
<b>Share of Bengal . . . . .</b>	—	—	—	250	500	—	—	—	279	672
„ <i>Bombay</i> . . . . .	—	—	—	1,233	2,950	—	—	—	2,610	5,046
„ <i>Sind</i> . . . . .	—	—	—	16,230	6,780	—	—	—	14,147	7,928
<b>TOTAL</b>	—	—	—	17,813	10,230	—	—	—	17,036	13,646
<b>Alizarine—Dry—(a) over 40 per cent. but not exceeding 50 per cent.—</b>				Lbs.	Lbs.					
Germany . . . . .	—	—	—	2,600	560	—	—	—	3,652	1,643
Share of Bombay . . . . .	—	—	—	2,600	560	—	—	—	3,652	1,643
<b>Alizarine—Dry—(a) over 50 per cent. but not exceeding 60 per cent.—</b>				Lbs.	Lbs.					
Germany . . . . .	—	—	—	2,600	..	—	—	—	3,976	..
Share of Bombay . . . . .	—	—	—	2,600	..	—	—	—	3,976	..
<b>Alizarine—Dry—(a) Over 60 per cent. but not exceeding 70 per cent.—</b>				Lbs.	Lbs.					
Germany . . . . .	—	—	—	2,000	..	—	—	—	3,604	..
Share of Bombay . . . . .	—	—	—	2,000	..	—	—	—	3,604	..
<b>Alizarine—Dry—(a) over 70 per cent. but not exceeding 80 per cent.—</b>				Lbs.	Lbs.					
United Kingdom . . . . .	—	—	—	..	2,120	—	—	—	..	4,138
Germany . . . . .	—	—	—	1,674	..	—	—	—	4,525	..
Share of Bombay . . . . .	—	—	—	1,674	2,120	—	—	—	4,525	4,138

(a) Separately recorded from 1930-31.

No 13 -continued.

ARTICLES, AND COUNTRIES OF CONSIGNMENT; ALSO SHARE OF EACH PROVINCE.	QUANTITY					VALUE				
	1927-28	1928-29	1929-30	1930-31	1931-32	1927-28	1928-29	1929-30	1930-31	1931-32
Dyeing and Tanning Substances— contd.										
Dyes obtained from Coal tar—contd.										
Alizarine (III. E)—contd.										
Alizarine—Dry—(a) over 80 per cent.—				Lbs.	Lbs.				R	R
Germany . . . . .	—	—	—	1,552	3,020	—	—	—	4,558	9,807
Share of Bombay . . . . .	—	—	—	1,540	1,400	—	—	—	4,464	3,285
„ Sind . . . . .	—	—	—	—	2,520	—	—	—	—	6,581
„ Burma . . . . .	—	—	—	12	—	—	—	—	94	—
<b>TOTAL . . . . .</b>	—	—	—	1,552	3,020	—	—	—	4,558	9,807
Alizarine—Moist—(a) not exceeding 10 per cent.—				Lbs.	Lbs.					
United Kingdom . . . . .	—	—	—	—	—	—	—	—	—	—
Alizarine—Moist—(a) over 10 per cent. but not exceed- ing 15 per cent.—				Lbs.	Lbs.					
United Kingdom . . . . .	—	—	—	8,960	34,755	—	—	—	3,601	26,204
Germany . . . . .	—	—	—	265,470	245,616	—	—	—	98,773	1,06,206
Switzerland . . . . .	—	—	—	—	150	—	—	—	—	53
<b>TOTAL FOREIGN COUNTRIES . . . . .</b>	—	—	—	265,470	245,766	—	—	—	98,773	1,06,259
Share of Bengal . . . . .	—	—	—	17,502	28,898	—	—	—	4,080	11,631
„ Bombay . . . . .	—	—	—	218,400	182,660	—	—	—	83,823	88,576
„ Sind . . . . .	—	—	—	18,480	39,795	—	—	—	6,936	19,129
„ Madras . . . . .	—	—	—	20,048	29,270	—	—	—	7,535	13,127
<b>TOTAL . . . . .</b>	—	—	—	274,430	280,521	—	—	—	1,02,374	1,32,403
Alizarine—Moist—(a) over 15 per cent. but not exceeding 20 per cent.—				Lbs.	Lbs.					
United Kingdom . . . . .	—	—	—	512,400	708,760	—	—	—	2,24,890	4,00,561
Germany . . . . .	—	—	—	1,532,813	1,700,368	—	—	—	6,81,451	7,09,413
Switzerland . . . . .	—	—	—	35,840	—	—	—	—	16,648	—
United States of America— Via Atlantic Coast . . . . .	—	—	—	106,512	—	—	—	—	64,848	—
<b>TOTAL FOREIGN COUNTRIES . . . . .</b>	—	—	—	1,724,665	1,700,368	—	—	—	7,62,942	7,09,413
Share of Bengal . . . . .	—	—	—	78,698	39,088	—	—	—	20,604	17,784
„ Bombay . . . . .	—	—	—	1,699,264	1,776,785	—	—	—	7,73,258	8,76,554
„ Sind . . . . .	—	—	—	220,766	273,373	—	—	—	94,293	1,48,633
„ Madras . . . . .	—	—	—	338,337	319,882	—	—	—	99,686	1,54,023
<b>TOTAL . . . . .</b>	—	—	—	2,237,065	2,409,128	—	—	—	9,87,841	11,96,994

(a) Separately recorded from 1930-31.

GENERAL IMPORTS

( 160 )

No. 13—continued.

ARTICLES, AND COUNTRIES OF CONSIGNMENT ALSO SHARE OF EACH PROVINCE	QUANTITY					VALUE				
	1927-28	1928-29	1929-30	1930-31	1931-32	1927-28	1928-29	1929-30	1930-31	1931-32
						R	R	R	R	R
<b>Dyeing and Tanning Substances— contd.—</b>										
<b>Dyes obtained from Coal Tar—contd.</b>				Lbs.	Lbs.					
<b>Alizarine (III. B)—contd.</b>										
<b>Alizarine—Moist over 20 per cent.—(a)</b>										
United Kingdom . . . . .	—	—	—	195,661	112,420	—	—	—	1,41,066	3,18,856
Germany . . . . .	—	—	—	500,404	393,014	—	—	—	8,65,708	3,40,371
Netherlands . . . . .	—	—	—	1,008	..	—	—	—	813	..
Switzerland . . . . .	—	—	—	4,480	..	—	—	—	4,212	..
<b>TOTAL FOREIGN COUNTRIES .</b>	—	—	—	505,892	393,014	—	—	—	3,70,788	3,49,371
<b>Share of Bengal . . . . .</b>	—	—	—	..	3,610	—	—	—	..	1,481
„ <b>Bombay . . . . .</b>	—	—	—	125,587	65,274	—	—	—	92,335	64,068
„ <b>Sind . . . . .</b>	—	—	—	9,632	17,360	—	—	—	7,532	17,874
„ <b>Madras . . . . .</b>	—	—	—	566,334	419,190	—	—	—	4,12,532	3,34,801
<b>TOTAL . . . . .</b>	—	—	—	701,553	505,484	—	—	—	5,12,899	4,68,225
<b>Total Alizarine (III. B)—</b>	Lbs.	Lbs.	Lbs.	Lbs.	Lbs.					
United Kingdom . . . . .	1,284,005	1,168,137	1,404,084	723,741	858,055	7,71,982	6,10,567	6,99,438	3,78,156	5,40,777
Germany . . . . .	3,000,738	3,660,039	3,584,571	2,369,598	2,353,708	19,37,353	19,80,733	18,00,430	11,80,140	12,77,140
Netherlands . . . . .	514,379	730,644	212,750	1,008	..	3,16,535	3,69,722	94,896	813	..
Belgium . . . . .	62,286	21,280	112	..	..	85,204	10,451	225	..	..
France . . . . .	3,373	560	..	..	..	5,849	281	..	..	..
Switzerland . . . . .	84,546	17,920	49,840	40,320	150	48,549	8,217	24,561	20,855	53
Italy . . . . .	154,900	37,262	..	113	..	93,802	21,470	..	153	..
Japan . . . . .	..	1,120	..	..	..	..	410	..	..	..
United States of America— Via Atlantic Coast . . . . .	63,504	49,084	75,698	106,512	..	82,055	73,833	87,683	64,848	..
<b>TOTAL FOREIGN COUNTRIES</b>	3,888,726	4,517,909	3,922,971	2,517,546	2,353,858	25,19,347	24,65,167	20,07,705	12,66,809	12,77,109
<b>Share of Bengal . . . . .</b>	167,039	150,464	114,118	96,450	74,214	90,335	67,860	52,950	24,933	31,568
„ <b>Bombay . . . . .</b>	3,439,700	3,745,180	3,295,549	2,954,948	2,929,529	20,62,351	19,37,179	15,60,966	9,72,247	10,43,311
„ <b>Sind . . . . .</b>	337,667	562,633	478,054	265,163	339,323	2,25,443	2,67,578	2,10,395	1,22,908	2,00,140
„ <b>Madras . . . . .</b>	1,173,275	1,227,652	1,439,934	824,719	763,342	9,12,650	8,91,101	8,32,922	5,19,753	5,51,951
„ <b>Burma . . . . .</b>	..	112	..	12	..	..	2,016	..	94	..
<b>TOTAL . . . . .</b>	5,172,731	5,636,046	5,327,655	3,241,237	3,211,913	32,91,329	30,75,734	27,07,233	16,30,965	18,26,070
<b>Aniline (III. B)—</b>	Lbs.	Lbs.	Lbs.	Lbs.	Lbs.					
United Kingdom . . . . .	357,063	507,930	930,614	821,045	1,314,932	7,41,853	8,54,322	13,98,112	11,61,010	15,58,410
Aden and Dependencies . . . . .	3,700	560	..	400	235	4,835	514	..	1,020	595
Ceylon . . . . .	591,805	85,394	437	440	22	5,14,151	83,640	570	479	41
Straits Settlements (includ- ing Labuan) . . . . .	960	..	..	3	176	2,400	..	..	7	1,949
Hongkong . . . . .	6,352	..	7,358	1,510	1,733	11,650	..	1,015	1,971	1,805
Other British Possessions . . . . .	95	..	850	19	..	80	..	404	156	..
<b>TOTAL BRITISH EMPIRE</b>	960,935	543,884	997,759	823,453	1,317,098	17,24,972	9,38,476	14,09,701	11,64,643	15,62,900

(a) Separately recorded from 1930-31.

No. 13—continued

ARTICLES, AND COUNTRIES OF CONSIGNMENTS; ALSO SHARE OF EACH PROVINCE	QUANTITY					VALUE				
	1927-28	1928-29	1929-30	1930-31	1931-32	1927-28	1928-29	1929-30	1930-31	1931-32
<b>Dyeing and Tanning sub- stances—continued</b>										
<i>Dyes obtained from Coal Tar—continued</i>										
<i>Aniline (III. R)—continued</i>	Lbs.	Lbs.	Lbs.	Lbs.	Lbs.	R	R	R	R	R
Georgia . . . . .	15,596	..	..	..	..	21,795	..	..	..	..
Sweden . . . . .	..	224	..	..	..	..	1,508	..	..	..
Germany . . . . .	9,005,045	9,720,174	9,171,076	9,494,354	9,590,490	1,15,98,446	1,30,27,851	1,01,71,854	1,27,76,298	1,26,92,496
Netherlands . . . . .	227,730	547,508	80,620	23,116	55,837	4,13,653	8,28,066	1,06,049	51,018	65,928
Belgium . . . . .	187,207	181,489	54,930	58,864	135,608	2,83,994	2,01,027	1,08,046	74,618	1,04,474
France . . . . .	158,247	121,125	83,062	65,870	96,242	2,66,688	3,42,977	89,220	2,24,208	2,55,370
Spain . . . . .	..	..	..	560	..	..	..	..	3,148	..
Switzerland . . . . .	520,442	386,754	706,557	486,895	508,082	10,03,039	8,64,899	19,17,445	16,31,775	14,03,425
Italy . . . . .	730,577	1,020,502	786,809	685,665	322,615	11,67,188	15,05,011	6,79,971	7,79,755	5,17,276
Austria . . . . .	2,346	..	..	..	..	1,340	..	..	..	..
Iraq . . . . .	..	560	..	..	..	..	2,700	..	..	..
Persia . . . . .	5,750	3,360	561	..	112	10,880	5,167	700	..	77
Java . . . . .	..	..	..	224	..	..	..	..	300	..
China (exclusive of Hong- kong and Macão) . . . . .	..	399	9,038	2,974	24,376	..	360	22,595	17,968	48,146
Japan . . . . .	16,196	15,453	13,923	20,951	7,480	25,333	20,757	22,220	79,649	34,806
United States of America— Vid Atlantic Coast . . . . .	1,326,946	1,158,903	1,510,606	1,155,913	992,288	13,86,896	13,06,904	15,06,583	13,09,306	10,96,063
<b>TOTAL FOREIGN COUNTRIES</b>	<b>12,196,088</b>	<b>13,106,451</b>	<b>12,321,682</b>	<b>11,995,886</b>	<b>11,718,130</b>	<b>1,61,79,352</b>	<b>1,81,07,227</b>	<b>1,46,25,283</b>	<b>1,60,48,028</b>	<b>1,73,08,061</b>
<i>Share of Bengal . . . . .</i>	<i>833,643</i>	<i>1,128,692</i>	<i>1,132,253</i>	<i>1,713,736</i>	<i>1,014,047</i>	<i>11,91,746</i>	<i>15,32,391</i>	<i>13,56,541</i>	<i>23,38,771</i>	<i>14,09,346</i>
" <i>Bombay . . . . .</i>	<i>10,691,690</i>	<i>10,661,969</i>	<i>10,337,922</i>	<i>9,357,905</i>	<i>10,676,355</i>	<i>1,44,79,200</i>	<i>1,46,70,122</i>	<i>1,21,70,840</i>	<i>1,31,98,510</i>	<i>1,56,01,267</i>
" <i>Sind . . . . .</i>	<i>310,099</i>	<i>597,276</i>	<i>557,868</i>	<i>736,225</i>	<i>421,149</i>	<i>4,42,559</i>	<i>7,59,582</i>	<i>5,84,346</i>	<i>7,45,755</i>	<i>4,09,800</i>
" <i>Madras . . . . .</i>	<i>1,132,464</i>	<i>1,176,336</i>	<i>1,100,238</i>	<i>892,633</i>	<i>827,955</i>	<i>15,30,627</i>	<i>18,84,299</i>	<i>17,22,458</i>	<i>17,19,556</i>	<i>13,63,432</i>
" <i>Burma . . . . .</i>	<i>128,227</i>	<i>86,022</i>	<i>141,160</i>	<i>117,405</i>	<i>95,722</i>	<i>2,60,192</i>	<i>1,49,399</i>	<i>2,00,799</i>	<i>1,80,079</i>	<i>96,016</i>
<b>TOTAL</b>	<b>13,156,123</b>	<b>13,650,335</b>	<b>13,319,441</b>	<b>12,813,800</b>	<b>13,035,228</b>	<b>1,70,04,324</b>	<b>1,90,45,703</b>	<b>1,60,34,984</b>	<b>1,81,12,671</b>	<b>1,83,70,861</b>
<b>Indigo, synthetic (III. E)—*</b>					Lbs.					
United Kingdom . . . . .	..	..	..	..	172,536	..	..	..	..	1,94,892
Germany . . . . .	..	..	..	..	559,976	..	..	..	..	7,16,943
Netherlands . . . . .	..	..	..	..	1,120	..	..	..	..	1,503
France . . . . .	..	..	..	..	85,344	..	..	..	..	1,13,671
Switzerland . . . . .	..	..	..	..	108,976	..	..	..	..	1,37,596
United States of America— Vid Atlantic Coast . . . . .	..	..	..	..	3,136	..	..	..	..	965
<b>TOTAL FOREIGN COUNTRIES</b>	<b>..</b>	<b>..</b>	<b>..</b>	<b>..</b>	<b>758,562</b>	<b>..</b>	<b>..</b>	<b>..</b>	<b>..</b>	<b>9,76,661</b>
<i>Share of Bengal . . . . .</i>	<i>..</i>	<i>..</i>	<i>..</i>	<i>..</i>	<i>42,256</i>	<i>..</i>	<i>..</i>	<i>..</i>	<i>..</i>	<i>51,480</i>
" <i>Bombay . . . . .</i>	<i>..</i>	<i>..</i>	<i>..</i>	<i>..</i>	<i>522,256</i>	<i>..</i>	<i>..</i>	<i>..</i>	<i>..</i>	<i>6,49,437</i>
" <i>Sind . . . . .</i>	<i>..</i>	<i>..</i>	<i>..</i>	<i>..</i>	<i>270,368</i>	<i>..</i>	<i>..</i>	<i>..</i>	<i>..</i>	<i>3,62,236</i>
" <i>Madras . . . . .</i>	<i>..</i>	<i>..</i>	<i>..</i>	<i>..</i>	<i>96,208</i>	<i>..</i>	<i>..</i>	<i>..</i>	<i>..</i>	<i>1,17,421</i>
<b>TOTAL</b>	<b>..</b>	<b>..</b>	<b>..</b>	<b>..</b>	<b>931,088</b>	<b>..</b>	<b>..</b>	<b>..</b>	<b>..</b>	<b>11,70,573</b>
<b>Others (III. E)—</b>	Lbs.	Lbs.	Lbs.	Lbs.	Lbs.					
United Kingdom . . . . .	5,218	8,226	21,166	11,720	99,932	3,946	7,228	20,426	14,782	1,78,890
Ceylon . . . . .	22,906	..	1,568	..	336	1,18,410	..	3,427	..	587
Hongkong . . . . .	1,680	1,372	600	..	..	3,440	2,744	600	..	..
Other British Possessions . . . . .	..	..	..	..	..	..	..	5	..	..
<b>TOTAL BRITISH EMPIRE</b>	<b>29,804</b>	<b>9,598</b>	<b>23,334</b>	<b>11,720</b>	<b>100,268</b>	<b>1,26,796</b>	<b>9,972</b>	<b>24,458</b>	<b>14,782</b>	<b>1,79,427</b>
Germany . . . . .	95,071	166,538	405,759	444,615	500,581	2,88,721	5,27,182	8,38,009	9,58,497	12,68,451
Netherlands . . . . .	4,782	65,776	5,154	4,480	28	6,486	1,13,681	2,560	1,905	32
Belgium . . . . .	2,352	720	608	..	2,688	5,941	1,050	774	..	5,376
France . . . . .	1,120	2,464	10,332	15,219	100	1,306	3,015	15,521	19,575	1,211
Switzerland . . . . .	..	200	43,927	14,402	4,463	..	464	1,08,420	39,069	13,618
Italy . . . . .	2,825	5,243	..	..	..	4,657	11,708	..	..	..
China (exclusive of Hong- kong and Macão) . . . . .	..	4,169	..	..	..	..	10,877	..	..	..
United States of America— Vid Atlantic Coast . . . . .	..	..	..	500	..	..	..	..	1,315	..
Other Foreign Countries . . . . .	..	..	20	..	..	..	..	157	..	..
<b>TOTAL FOREIGN COUNTRIES</b>	<b>100,150</b>	<b>245,110</b>	<b>465,798</b>	<b>479,216</b>	<b>597,860</b>	<b>3,07,111</b>	<b>6,67,977</b>	<b>9,66,041</b>	<b>10,21,261</b>	<b>12,88,684</b>
<i>Share of Bengal . . . . .</i>	<i>10</i>	<i>66</i>	<i>..</i>	<i>..</i>	<i>1,036</i>	<i>23</i>	<i>586</i>	<i>..</i>	<i>..</i>	<i>1,034</i>
" <i>Bombay . . . . .</i>	<i>..</i>	<i>14</i>	<i>12,282</i>	<i>..</i>	<i>..</i>	<i>..</i>	<i>58</i>	<i>32,347</i>	<i>..</i>	<i>..</i>
" <i>Madras . . . . .</i>	<i>131,583</i>	<i>243,947</i>	<i>469,060</i>	<i>460,621</i>	<i>632,749</i>	<i>4,26,345</i>	<i>6,59,864</i>	<i>19,53,546</i>	<i>9,93,481</i>	<i>14,43,392</i>
" <i>Burma . . . . .</i>	<i>4,361</i>	<i>10,631</i>	<i>7,790</i>	<i>30,315</i>	<i>14,343</i>	<i>6,039</i>	<i>17,441</i>	<i>4,106</i>	<i>42,562</i>	<i>23,771</i>
<b>TOTAL</b>	<b>135,954</b>	<b>254,708</b>	<b>489,132</b>	<b>490,936</b>	<b>698,128</b>	<b>4,32,907</b>	<b>6,77,949</b>	<b>9,90,499</b>	<b>10,36,043</b>	<b>14,68,116</b>

\* Shown under coal tar dyes from 1931-32.

GENERAL IMPORTS

ARTICLES, AND COUNTRIES OF CONSIGNMENT; ALSO SHARE OF EACH PROVINCE	QUANTITY					VALUE				
	1927-28	1928-29	1929-30	1930-31	1931-32	1927-28	1928-29	1929-30	1930-31	1931-32
						R	R	R	R	R
<b>Dyeing and Tanning substances—continued</b>										
<i>Total Dyes obtained from Coal Tar—</i>	Lbs.	Lbs.	Lbs.	Lbs.	Lbs.					
United Kingdom . . . . .	1,646,286	1,684,298	2,415,464	1,556,506	2,445,455	15,17,781	14,72,117	21,17,976	15,48,948	24,81,969
Aden and Dependencies . . . . .	3,760	560	..	406	235	4,835	514	..	1,020	595
Ceylon . . . . .	614,711	85,394	2,005	440	358	10,82,564	83,640	3,997	479	578
Straits Settlements (including Labuan) . . . . .	960	..	..	3	176	2,400	..	5	7	1,949
Hongkong . . . . .	8,082	1,872	7,958	1,510	1,733	15,090	2,744	11,215	1,971	1,805
Other British Possessions . . . . .	95	..	350	19	..	80	..	404	156	..
<b>TOTAL BRITISH EMPIRE</b>	<b>2,273,844</b>	<b>1,721,619</b>	<b>2,425,777</b>	<b>1,558,884</b>	<b>2,447,957</b>	<b>26,22,750</b>	<b>15,59,015</b>	<b>21,33,597</b>	<b>15,52,581</b>	<b>24,86,896</b>
Georgia . . . . .	15,596	..	..	..	..	21,795	..	..	..	..
Sweden . . . . .	..	224	..	..	..	..	1,508	..	..	..
Germany . . . . .	12,100,854	13,546,751	13,161,406	12,308,562	13,094,755	1,38,24,520	1,55,35,816	1,28,10,895	1,49,14,935	1,69,55,036
Netherlands . . . . .	746,891	1,343,928	298,524	28,604	56,985	7,86,674	13,11,469	2,08,505	53,781	67,466
Belgium . . . . .	251,345	153,489	55,648	58,864	188,296	3,25,139	2,12,528	1,09,645	74,613	1,99,850
France . . . . .	167,740	124,149	49,394	81,089	181,686	2,73,843	3,46,273	1,04,741	2,43,783	3,75,252
Spain . . . . .	..	..	..	560	..	..	..	..	3,148	..
Switzerland . . . . .	604,988	404,874	800,324	541,617	616,071	10,51,638	8,73,530	20,50,426	16,92,599	15,54,692
Italy . . . . .	888,302	1,063,007	736,309	686,778	822,615	12,65,647	15,38,189	6,79,971	7,79,908	5,17,276
Austria . . . . .	2,346	..	..	..	..	1,340	..	..	..	..
Iraq . . . . .	..	560	..	..	..	..	2,700	..	..	..
Persia . . . . .	5,756	3,360	561	..	112	10,980	5,167	700	..	72
Java . . . . .	..	..	..	224	..	..	..	..	300	..
China (exclusive of Hongkong and Macao) . . . . .	..	4,568	9,038	2,974	24,375	..	11,237	22,595	17,963	48,146
Japan . . . . .	16,198	16,573	13,943	20,051	7,480	25,383	21,167	22,377	79,649	34,806
United States of America—										
Vid Atlantic Coast . . . . .	1,399,450	1,207,987	1,586,304	1,262,925	985,424	14,68,951	13,80,737	15,94,266	13,75,469	10,97,028
<b>TOTAL FOREIGN COUNTRIES</b>	<b>16,190,964</b>	<b>17,869,476</b>	<b>16,710,451</b>	<b>14,992,148</b>	<b>15,428,400</b>	<b>1,90,05,810</b>	<b>2,12,40,371</b>	<b>1,75,99,119</b>	<b>1,92,36,098</b>	<b>2,08,49,629</b>
<i>Share of Bengal . . . . .</i>	<i>1,060,742</i>	<i>1,279,222</i>	<i>1,246,371</i>	<i>1,810,186</i>	<i>1,131,553</i>	<i>12,82,654</i>	<i>16,50,837</i>	<i>14,09,491</i>	<i>23,13,734</i>	<i>14,93,428</i>
" <i>Bombay . . . . .</i>	<i>14,131,390</i>	<i>14,407,153</i>	<i>13,695,753</i>	<i>11,412,853</i>	<i>13,228,140</i>	<i>1,65,41,551</i>	<i>1,66,07,359</i>	<i>1,37,64,653</i>	<i>1,41,70,757</i>	<i>1,72,94,015</i>
" <i>Sind . . . . .</i>	<i>697,766</i>	<i>1,159,914</i>	<i>1,035,922</i>	<i>1,001,383</i>	<i>1,031,345</i>	<i>6,68,002</i>	<i>10,27,160</i>	<i>7,94,741</i>	<i>8,68,663</i>	<i>9,53,181</i>
" <i>Madras . . . . .</i>	<i>2,442,322</i>	<i>2,647,935</i>	<i>3,009,232</i>	<i>2,175,878</i>	<i>2,375,254</i>	<i>22,70,122</i>	<i>33,45,264</i>	<i>35,53,926</i>	<i>32,32,790</i>	<i>34,76,106</i>
" <i>Burma . . . . .</i>	<i>132,583</i>	<i>96,815</i>	<i>143,950</i>	<i>147,732</i>	<i>110,065</i>	<i>2,66,231</i>	<i>1,68,766</i>	<i>2,04,905</i>	<i>2,02,735</i>	<i>1,19,795</i>
<b>TOTAL</b>	<b>18,464,808</b>	<b>19,591,089</b>	<b>19,136,225</b>	<b>16,551,032</b>	<b>17,876,357</b>	<b>2,16,28,560</b>	<b>2,27,99,386</b>	<b>1,97,32,716</b>	<b>2,07,88,679</b>	<b>2,38,86,525</b>
<b>Indigo, synthetic (III. E)—†</b>	<b>Cwts.</b>	<b>Cwts.</b>	<b>Cwts.</b>	<b>Cwts.</b>	<b>Cwts.</b>					
United Kingdom . . . . .	1	2	1	404	—	470	385	20	51,703	—
Other British Possessions . . . . .	1	..	..	..	..	39	17	..	67	..
<b>TOTAL BRITISH EMPIRE</b>	<b>2</b>	<b>2</b>	<b>1</b>	<b>404</b>	<b>—</b>	<b>509</b>	<b>402</b>	<b>20</b>	<b>51,770</b>	<b>—</b>
Germany . . . . .	..	..	..	7,163	—	..	..	..	10,62,983	—
Netherlands . . . . .	..	..	..	100	—	..	..	..	14,176	—
France . . . . .	..	..	..	162	—	..	..	..	26,249	—
Switzerland . . . . .	..	..	141	1,605	—	..	..	22,572	2,68,780	—
Italy . . . . .	82	259	254	309	—	13,965	41,378	41,235	46,100	—
China (exclusive of Hongkong and Macao) . . . . .	34	..	..	..	—	5,800	..	..	..	—
United States of America—										
Vid Atlantic Coast . . . . .	..	..	88	17	—	..	..	9,050	589	—
<b>TOTAL FOREIGN COUNTRIES</b>	<b>116</b>	<b>259</b>	<b>513</b>	<b>9,361</b>	<b>—</b>	<b>19,265</b>	<b>41,378</b>	<b>72,857</b>	<b>14,13,777</b>	<b>—</b>
<i>Share of Bengal . . . . .</i>	<i>..</i>	<i>..</i>	<i>..</i>	<i>..</i>	<i>..</i>	<i>..</i>	<i>..</i>	<i>..</i>	<i>..</i>	<i>..</i>
" <i>Bombay . . . . .</i>	<i>83</i>	<i>140</i>	<i>513</i>	<i>7,373</i>	<i>..</i>	<i>14,435</i>	<i>22,120</i>	<i>72,857</i>	<i>11,12,013</i>	<i>..</i>
" <i>Sind . . . . .</i>	<i>..</i>	<i>..</i>	<i>..</i>	<i>1,810</i>	<i>..</i>	<i>..</i>	<i>..</i>	<i>..</i>	<i>3,78,300</i>	<i>..</i>
" <i>Madras . . . . .</i>	<i>..</i>	<i>121</i>	<i>..</i>	<i>579</i>	<i>..</i>	<i>..</i>	<i>19,643</i>	<i>..</i>	<i>75,334</i>	<i>..</i>
" <i>Burma . . . . .</i>	<i>35</i>	<i>..</i>	<i>..</i>	<i>..</i>	<i>..</i>	<i>5,339</i>	<i>17</i>	<i>20</i>	<i>..</i>	<i>..</i>
<b>TOTAL</b>	<b>118</b>	<b>261</b>	<b>514</b>	<b>9,765</b>	<b>—</b>	<b>19,774</b>	<b>41,760</b>	<b>72,877</b>	<b>14,05,547</b>	<b>—</b>

\* Transferred to coal tar dyes from 1931-32.  
† Includes Indigo, synthetic from 1931-32.



No. 13—continued

ARTICLES, AND COUNTRIES OF CONSIGNMENT; ALSO SHARE OF EACH PROVINCE	QUANTITY					VALUE				
	1927-28	1928-29	1929-30	1930-31	1931-32	1927-28	1928-29	1929-30	1930-31	1931-32
<b>Dyeing and Tanning Substances— continued</b>						R	R	R	R	R
<b>Myrobalan extracts (III. E)—</b>	Cwts.	Cwts.	Cwts.	Cwts.	Cwts.					
United Kingdom . . . . .	221	95	46	68	28	3,121	1,216	593	825	314
Ceylon . . . . .	..	..	..	10	..	..	..	..	29	..
<b>TOTAL BRITISH EMPIRE</b>	<b>221</b>	<b>95</b>	<b>46</b>	<b>78</b>	<b>28</b>	<b>3,121</b>	<b>1,216</b>	<b>593</b>	<b>854</b>	<b>314</b>
United States of America— Via Atlantic Coast . . . . .	307	..	..	..	..	7,675	..	..	..	..
Other Foreign Countries . . . . .	44	..	..	..	..	605	..	..	..	..
<b>TOTAL FOREIGN COUNTRIES</b>	<b>351</b>	<b>..</b>	<b>..</b>	<b>..</b>	<b>..</b>	<b>8,280</b>	<b>..</b>	<b>..</b>	<b>..</b>	<b>..</b>
<b>Share of Bombay Madras</b>	<b>572</b>	<b>95</b>	<b>46</b>	<b>68</b>	<b>28</b>	<b>11,401</b>	<b>1,216</b>	<b>593</b>	<b>825</b>	<b>314</b>
<b>TOTAL</b>	<b>572</b>	<b>95</b>	<b>46</b>	<b>78</b>	<b>28</b>	<b>11,401</b>	<b>1,216</b>	<b>593</b>	<b>854</b>	<b>314</b>
<b>Saffron (III. E)—</b>	Lbs.	Lbs.	Lbs.	Lbs.	Lbs.					
United Kingdom . . . . .	79	..	..	600	40	3,528	17	..	9,652	932
Gibraltar . . . . .	3,100	..	..	..	..	1,38,716	..	..	..	..
Bahrain Islands . . . . .	..	..	..	100	..	..	..	..	1,300	..
Straits Settlements (including Labuan) . . . . .	167	500	..	82	..	13,182	23,235	..	2,916	..
Hongkong . . . . .	..	..	7	84	145	..	..	560	2,298	2,581
<b>TOTAL BRITISH EMPIRE</b>	<b>3,846</b>	<b>500</b>	<b>7</b>	<b>866</b>	<b>185</b>	<b>1,55,425</b>	<b>23,252</b>	<b>560</b>	<b>16,166</b>	<b>3,563</b>
Germany . . . . .	..	..	100	..	..	..	..	2,913	..	..
France . . . . .	25,430	23,221	3,353	..	100	3,35,091	5,85,900	59,430	..	733
Spain . . . . .	27,084	25,866	49,550	49,036	33,604	7,12,319	6,90,081	8,97,061	8,55,912	9,11,339
Italy . . . . .	20	..	..	..	300	548	..	..	..	10,560
Turkey Asiatic . . . . .	..	..	..	..	50	..	..	..	..	1,880
China (exclusive of Hongkong and Macao) . . . . .	668	168	..	..	..	49,342	13,453	..	..	..
Japan . . . . .	490	..	..	..	..	36,595	..	..	..	..
<b>TOTAL FOREIGN COUNTRIES</b>	<b>53,692</b>	<b>55,255</b>	<b>52,903</b>	<b>49,036</b>	<b>39,054</b>	<b>11,34,395</b>	<b>12,89,434</b>	<b>9,59,404</b>	<b>8,55,912</b>	<b>9,24,562</b>
<b>Share of Bengal . . . . .</b>	<b>300</b>	<b>115</b>	<b>1,133</b>	<b>100</b>	<b>..</b>	<b>6,308</b>	<b>553</b>	<b>3,092</b>	<b>729</b>	<b>..</b>
<b>" Bombay . . . . .</b>	<b>55,413</b>	<b>54,772</b>	<b>57,172</b>	<b>49,335</b>	<b>33,304</b>	<b>11,34,393</b>	<b>12,71,139</b>	<b>9,42,149</b>	<b>8,69,514</b>	<b>9,23,295</b>
<b>" Sind . . . . .</b>	<b>..</b>	<b>100</b>	<b>339</b>	<b>..</b>	<b>100</b>	<b>..</b>	<b>1,020</b>	<b>3,978</b>	<b>..</b>	<b>733</b>
<b>" Madras . . . . .</b>	<b>1,325</b>	<b>763</b>	<b>200</b>	<b>414</b>	<b>335</b>	<b>99,619</b>	<b>39,324</b>	<b>5,137</b>	<b>1,775</b>	<b>4,097</b>
<b>" Burma . . . . .</b>	<b>..</b>	<b>..</b>	<b>7</b>	<b>3</b>	<b>..</b>	<b>..</b>	<b>..</b>	<b>560</b>	<b>60</b>	<b>..</b>
<b>TOTAL</b>	<b>57,038</b>	<b>55,755</b>	<b>52,910</b>	<b>49,902</b>	<b>39,239</b>	<b>12,90,320</b>	<b>13,12,686</b>	<b>9,59,964</b>	<b>8,72,078</b>	<b>9,23,125</b>
<b>Other sorts (including lac- dye) III. E)—</b>	Cwts.	Cwts.	Cwts.	Cwts.	Cwts.					
United Kingdom . . . . .	1,673	3,904	2,494	565	1,531	43,720	80,307	55,632	29,962	37,244
Ceylon . . . . .	21	86	92	154	233	138	2,356	503	1,103	1,473
Straits Settlements (including Labuan) . . . . .	559	97	10	445	9	5,221	1,327	285	4,459	140
Federated Malay States . . . . .	..	..	42	42	..	..	..	1,200	1,230	..
Natal . . . . .	20	11	603	62	20	250	224	10,090	930	295
Other British Possessions . . . . .	6	62	1	1	76	149	344	30	50	633
<b>TOTAL BRITISH EMPIRE</b>	<b>2,279</b>	<b>4,160</b>	<b>3,242</b>	<b>1,269</b>	<b>1,919</b>	<b>54,528</b>	<b>84,958</b>	<b>67,740</b>	<b>37,739</b>	<b>39,840</b>
Germany . . . . .	953	2,333	356	2,999	4,542	1,26,473	49,561	33,635	1,23,091	1,31,244
Netherlands . . . . .	44	41	39	..	100	1,355	2,494	1,534	..	1,246
Belgium . . . . .	223	..	51	..	..	34,715	..	2,491	..	..
France . . . . .	14	302	600	..	24	2,619	5,903	11,555	..	1,414
Switzerland . . . . .	9	8	..	15	32	4,540	473	..	1,023	1,651
Italy . . . . .	26	..	132	54	..	429	..	3,224	7,520	..
Iraq . . . . .	2,593	1,773	304	939	1,246	1,06,300	62,995	31,770	35,990	49,623
Syria . . . . .	..	173	..	..	..	..	7,020	..	..	..
Sumatra . . . . .	..	..	..	42	211	..	..	..	1,133	6,179
Perak . . . . .	163	937	1,213	323	454	1,594	14,306	36,349	13,737	11,133
Java . . . . .	..	..	..	63	42	..	..	..	1,730	1,521
Japan . . . . .	73	85	..	2	..	1,596	3,436	..	262	5
Egypt . . . . .	..	..	..	..	239	..	..	..	..	12,200

GENERAL IMPORTS

(164)

No. 13—continued

ARTICLES, AND COUNTRIES OF CONSIGNMENT; ALSO SHARE OF EACH PROVINCE	QUANTITY					VALUE				
	1927-28	1928-29	1929-30	1930-31	1931-32	1927-28	1928-29	1929-30	1930-31	1931-32
	Cwts.	Cwts.	Cwts.	Cwts.	Cwts.	R	R	R	R	R
<b>Dyeing and Tanning Substances—continued.</b>										
<i>Other sorts (including lac-dye) (III. E)—continued</i>										
United States of America—										
<i>Via Atlantic Coast.</i>	72	270	290	87	46	3,690	7,716	9,897	1,144	2,331
<i>" Pacific</i>	35	..	..	..	..	2,050	..	..	..	54
<i>Argentine Republic (including the Atlantic Coast of Patagonia)</i>	..	..	104	102	..	..	..	2,025	1,935	..
<i>Chile (including the Pacific Coast of Patagonia)</i>	..	..	104	..	..	..	..	1,970	..	..
Other Foreign Countries	1	12	7	13	32	46	541	119	247	162
<b>TOTAL FOREIGN COUNTRIES</b>	<b>4,226</b>	<b>5,939</b>	<b>4,284</b>	<b>5,144</b>	<b>6,968</b>	<b>2,85,913</b>	<b>1,55,000</b>	<b>1,40,119</b>	<b>1,92,366</b>	<b>2,63,753</b>
<i>Share of Bengal.</i>	511	260	734	133	301	17,477	11,718	22,053	6,238	19,624
<i>" Bombay.</i>	3,387	5,015	2,747	2,234	2,997	1,35,679	1,36,939	99,194	1,02,979	1,01,022
<i>" Sind.</i>	18	37	68	236	40	1,218	1,719	1,251	3,884	764
<i>" Madras.</i>	1,969	4,637	3,931	3,747	5,434	1,33,660	87,354	83,834	1,16,166	1,85,831
<i>" Burma.</i>	620	150	26	8	65	52,407	2,228	1,527	1,338	1,352
<b>TOTAL</b>	<b>6,505</b>	<b>10,099</b>	<b>7,506</b>	<b>6,413</b>	<b>8,837</b>	<b>3,40,441</b>	<b>2,39,958</b>	<b>2,07,859</b>	<b>2,30,605</b>	<b>3,08,593</b>
<b>Total value of Dyeing and Tanning substances—</b>										
United Kingdom	—	—	—	—	—	15,96,097	16,87,060	22,07,803	16,63,260	25,31,430
Gibraltar	—	—	—	—	—	1,39,715	..	..	..	..
Aden and Dependencies	—	—	—	—	—	4,835	514	..	1,087	601
Bahrain Islands	—	—	—	—	—	80	..	374	1,300	..
Ceylon	—	—	—	—	—	10,84,266	87,843	4,626	1,619	2,144
Straits Settlements (including Labuan)	—	—	—	—	—	9,06,135	7,87,534	9,58,755	8,04,259	6,90,234
Federated Malay States	—	—	—	—	—	..	2,463	4,795	1,230	..
Hongkong	—	—	—	—	—	15,090	3,384	11,775	4,319	4,770
Natal	—	—	—	—	—	17,34,082	25,43,660	18,84,636	13,97,320	12,89,688
Kenya Colony	—	—	—	—	—	5,832	19,682	3,930	..	12,179
Other British Possessions	—	—	—	—	—	149	277	30	656	277
<b>TOTAL BRITISH EMPIRE</b>	<b>—</b>	<b>—</b>	<b>—</b>	<b>—</b>	<b>—</b>	<b>54,84,781</b>	<b>51,32,417</b>	<b>50,71,724</b>	<b>38,80,050</b>	<b>45,31,378</b>
Georgia	—	—	—	—	—	21,795	..	..	..	..
Sweden	—	—	—	—	—	..	1,508	..	..	..
Germany	—	—	—	—	—	1,39,57,343	1,55,85,377	1,28,52,441	1,61,06,159	1,71,36,230
Netherlands	—	—	—	—	—	7,38,036	13,13,963	2,05,089	67,907	68,712
Belgium	—	—	—	—	—	3,59,854	2,12,528	1,12,136	74,613	1,99,850
France	—	—	—	—	—	10,90,951	13,93,021	6,11,164	4,08,358	4,13,153
Spain	—	—	—	—	—	7,14,673	6,90,199	9,36,679	10,23,367	10,42,354
Portugal	—	—	—	—	—	..	..	..	8,100	..
Switzerland	—	—	—	—	—	10,56,178	8,74,058	20,72,908	19,57,357	15,50,343
Italy	—	—	—	—	—	12,80,589	15,79,567	7,24,430	8,33,528	5,27,836
Austria	—	—	—	—	—	1,340	..	..	..	..
Czechoslovakia	—	—	—	—	—	2,238	..	..	..	..
Iraq	—	—	—	—	—	1,06,800	72,195	31,770	35,990	49,622
Syria	—	—	—	—	—	..	7,020	..	..	..
Turkey, Asiatic	—	—	—	—	—	..	..	..	..	1,880
Persia	—	—	—	—	—	12,474	19,973	37,549	13,737	11,210
Sumatra	—	—	—	—	—	..	303	..	1,182	6,195
Java	—	—	—	—	—	4,822	..	454	3,815	2,331
China (exclusive of Hongkong and Macao)	—	—	—	—	—	55,154	25,050	22,595	17,963	48,140
Japan	—	—	—	—	—	68,574	35,000	22,390	79,911	34,811
Egypt	—	—	—	—	—	..	98	..	..	12,200
Canary Islands	—	—	—	—	—	22,095	5,856	11,805	8,313	22,918
United States of America—										
<i>Via Atlantic Coast.</i>	—	—	—	—	—	14,80,316	13,88,453	16,13,325	13,77,202	10,99,359
<i>" Pacific</i>	—	—	—	—	—	2,050	..	..	..	54
<i>Argentine Republic (including the Atlantic Coast of Patagonia)</i>	—	—	—	—	—	..	..	2,025	1,935	..
<i>Chile (including the Pacific Coast of Patagonia)</i>	—	—	—	—	—	..	..	1,970	..	..
Other Foreign Countries	—	—	—	—	—	34	45	106	253	162
<b>TOTAL FOREIGN COUNTRIES</b>	<b>—</b>	<b>—</b>	<b>—</b>	<b>—</b>	<b>—</b>	<b>2,09,70,366</b>	<b>2,31,98,714</b>	<b>1,92,58,986</b>	<b>2,20,20,250</b>	<b>2,22,33,416</b>

No. 13—continued

ARTICLES, AND COUNTRIES OF CONSIGNMENT; ALSO SHARE OF EACH PROVINCE	QUANTITY					VALUE				
	1927-28	1928-29	1929-30	1930-31	1931-32	1927-28	1928-29	1929-30	1930-31	1931-32
						₹	₹	₹	₹	₹
<b>Dyeing and Tanning sub- stances—concluded</b>										
<b>Total value of Dyeing and Tanning substances</b> —continued.										
Share of Bengal . . . . .	—	—	—	—	—	20,89,001	22,73,822	22,41,077	29,73,876	20,62,943
„ Bombay . . . . .	—	—	—	—	—	1,83,63,252	1,86,37,335	1,53,07,587	1,65,66,312	1,85,24,744
„ Sind . . . . .	—	—	—	—	—	6,96,319	10,47,105	8,71,267	12,02,903	9,79,152
„ Madras . . . . .	—	—	—	—	—	49,13,859	61,02,745	55,92,120	48,55,352	49,93,727
„ Burma . . . . .	—	—	—	—	—	3,92,716	2,70,074	3,18,659	3,01,858	2,04,224
<b>TOTAL . . . . .</b>	—	—	—	—	—	2,64,55,147	2,83,31,131	2,43,30,710	2,59,00,800	2,67,64,739
<b>Earthenware and Porce- lain—</b>										
<b>Earthenware—</b>										
Pipes of earthenware (III. H)—										
United Kingdom . . . . .	4,170	4,481	3,870	1,927	271	33,651	30,909	20,718	10,650	3,974
Other British Possessions . . . . .	8	..	7	4	..	96	..	55	11	..
<b>TOTAL BRITISH EMPIRE</b>	4,178	4,481	3,877	1,931	271	33,747	30,909	20,773	10,661	3,974
Germany . . . . .	..	243	6	..	31	..	1,271	207	..	101
Belgium . . . . .	2,718	3,722	2,193	1,936	404	16,849	21,523	11,218	9,165	1,813
<b>TOTAL FOREIGN COUNTRIES</b>	2,718	3,965	2,199	1,936	435	16,849	22,794	11,425	9,165	1,914
Share of Bengal . . . . .	82	127	10	2	..	1,693	3,425	303	167	..
„ Bombay . . . . .	50	11	73	..	12	2,051	317	1,904	..	237
„ Sind . . . . .	2,644	6,657	2,233	521	99	16,902	39,829	11,355	3,139	535
„ Madras . . . . .	35	157	1,865	4	..	871	1,591	9,882	11	..
„ Burma . . . . .	4,085	1,494	1,895	3,340	595	29,074	8,841	8,954	25,509	5,116
<b>TOTAL</b>	6,896	8,446	6,076	3,867	706	50,596	53,703	32,198	23,826	5,833
<b>Sanitary ware (III. H)—</b>										
United Kingdom . . . . .	—	—	—	—	—	6,12,413	7,39,386	7,09,394	5,79,327	5,69,166
Other British Possessions . . . . .	—	—	—	—	—	319	803	..	435	15
<b>TOTAL BRITISH EMPIRE</b>	—	—	—	—	—	6,12,732	7,40,189	7,09,394	5,80,262	5,69,181
Germany . . . . .	—	—	—	—	—	12,337	16,090	11,639	35,473	89,789
Netherlands . . . . .	—	—	—	—	—	..	446	600	1,566	619
Belgium . . . . .	—	—	—	—	—	4,068	12,352	3,965	3,478	1,709
Franco . . . . .	—	—	—	—	—	453	6,360	9,542	1,580	36,588
Italy . . . . .	—	—	—	—	—	980	122	1,451	261	1,304
Austria . . . . .	—	—	—	—	—	..	2,486	6,693	3,638	3,750
Czechoslovakia . . . . .	—	—	—	—	—	2,358	3,109	13,353	10,746	2,234
Japan . . . . .	—	—	—	—	—	195	3,796	1,150	..	294
United States of America— Via Atlantic Coast . . . . .	—	—	—	—	—	5,001	10,386	15,765	16,297	..
Other Foreign Countries . . . . .	—	—	—	—	—	..	..	..	23	..
<b>TOTAL FOREIGN COUNTRIES</b>	—	—	—	—	—	25,392	55,147	64,248	73,057	1,36,237
Share of Bengal . . . . .	—	—	—	—	—	1,50,556	1,63,731	1,53,942	1,40,003	1,47,240
„ Bombay . . . . .	—	—	—	—	—	2,49,125	3,65,704	3,53,665	3,24,614	2,90,138
„ Sind . . . . .	—	—	—	—	—	56,835	70,670	70,396	70,676	1,51,933
„ Madras . . . . .	—	—	—	—	—	41,528	70,632	57,192	49,037	1,47,294
„ Burma . . . . .	—	—	—	—	—	1,40,030	1,24,499	1,07,957	68,934	68,758
<b>TOTAL</b>	—	—	—	—	—	6,38,124	7,95,336	7,73,942	6,53,319	7,05,463
<b>Other kinds (III. H)—</b>										
United Kingdom . . . . .	—	—	—	—	—	20,68,580	17,08,918	15,39,656	9,79,277	7,26,865
Ceylon . . . . .	—	—	—	—	—	10,524	9,700	5,802	6,521	1,931
Straits Settlements (including Labuan) . . . . .	—	—	—	—	—	67,262	56,365	39,016	33,533	26,927
Hongkong . . . . .	—	—	—	—	—	88,975	62,759	80,761	59,331	33,272
Other British Possessions . . . . .	—	—	—	—	—	899	830	712	535	736
<b>TOTAL BRITISH EMPIRE</b>	—	—	—	—	—	22,31,240	18,33,572	16,65,947	10,79,247	7,89,731

GENERAL IMPORTS

ARTICLES, AND COUNTRIES OF CONSIGNMENT; ALSO SHARE OF EACH PROVINCE	QUANTITY					VALUE				
	1927-28	1928-29	1929-30	1930-31	1931-32	1927-28	1928-29	1929-30	1930-31	1931-32
						R	R	R	R	R
<b>Earthenware and Porcelain—continued</b>										
<b>Earthenware—continued</b>										
<b>Other kinds (III. E)—contd.</b>										
Poland (including Dantzig)	—	—	—	—	—	14,932	756	673	115	—
Germany	—	—	—	—	—	3,31,193	2,39,700	2,41,296	1,40,133	1,01,981
Netherlands	—	—	—	—	—	2,56,043	2,51,626	2,46,564	95,147	46,908
Belgium	—	—	—	—	—	1,52,108	1,63,663	1,88,871	1,05,828	36,386
France	—	—	—	—	—	81,624	90,762	30,280	12,625	38,043
Spain	—	—	—	—	—	..	..	188	1,104	1,497
Italy	—	—	—	—	—	24,956	33,788	25,725	35,085	22,408
Austria	—	—	—	—	—	42,076	91,525	46,207	4,525	9,268
Czechoslovakia	—	—	—	—	—	38,718	29,907	26,322	15,982	16,017
China (exclusive of Hongkong and Macao)	—	—	—	—	—	51,115	85,765	77,842	40,293	84,839
Japan	—	—	—	—	—	4,89,588	4,11,550	6,77,273	4,38,999	3,13,636
United States of America— Via Atlantic Coast	—	—	—	—	—	14,909	5,959	5,507	5,946	1,914
" Pacific "	—	—	—	—	—	120	..	697	1,217	188
Other Foreign Countries	—	—	—	—	—	816	2,177	1,272	757	1,304
<b>TOTAL FOREIGN COUNTRIES</b>	—	—	—	—	—	14,98,198	14,11,178	15,68,667	8,97,706	6,24,389
<b>Share of Bengal</b>	—	—	—	—	—	10,39,257	9,64,899	8,79,278	5,11,324	3,75,932
" Bombay "	—	—	—	—	—	10,30,238	3,54,785	7,90,478	5,54,767	5,11,629
" Sind "	—	—	—	—	—	54,052	67,365	23,502	57,188	71,280
" Madras "	—	—	—	—	—	4,10,394	4,84,045	5,13,653	2,85,092	1,71,766
" Burma "	—	—	—	—	—	11,95,447	3,73,656	10,22,703	5,68,592	2,33,563
<b>TOTAL</b>	—	—	—	—	—	37,29,438	32,44,750	32,34,814	19,76,953	14,14,170
<b>Total value of Earthenware—</b>										
United Kingdom	—	—	—	—	—	27,14,644	24,74,218	22,69,768	15,78,754	13,00,005
Ceylon	—	—	—	—	—	10,620	9,730	5,857	6,919	1,981
Straits Settlements (including Labuan)	—	—	—	—	—	67,561	56,365	39,016	33,593	26,942
Hongkong	—	—	—	—	—	83,975	62,759	80,761	59,331	33,272
Other British Possessions	—	—	—	—	—	899	1,603	712	573	786
<b>TOTAL BRITISH EMPIRE</b>	—	—	—	—	—	28,77,719	26,04,670	23,96,114	16,79,170	13,62,936
Poland (including Dantzig)	—	—	—	—	—	14,932	756	673	115	..
Germany	—	—	—	—	—	3,43,530	2,57,061	2,53,142	1,75,606	1,91,871
Netherlands	—	—	—	—	—	2,56,043	2,52,072	2,47,254	96,713	47,527
Belgium	—	—	—	—	—	1,73,025	2,02,538	2,04,054	1,18,466	39,908
France	—	—	—	—	—	82,077	97,122	39,822	14,205	74,631
Spain	—	—	—	—	—	..	..	188	1,104	1,497
Italy	—	—	—	—	—	25,936	32,910	27,176	35,346	23,712
Austria	—	—	—	—	—	42,076	94,011	52,900	8,163	13,018
Czechoslovakia	—	—	—	—	—	41,076	33,016	39,675	26,678	18,251
Iraq	—	—	—	—	—	..	927	582	85	..
China (exclusive of Hongkong and Macao)	—	—	—	—	—	51,115	85,765	27,842	40,293	84,839
Japan	—	—	—	—	—	4,89,783	4,15,346	6,78,423	4,38,999	3,13,930
United States of America— Via Atlantic Coast	—	—	—	—	—	19,910	16,345	21,272	22,243	1,914
" Pacific "	—	—	—	—	—	120	..	697	1,217	188
Other Foreign Countries	—	—	—	—	—	796	1,250	690	695	1,304
<b>TOTAL FOREIGN COUNTRIES</b>	—	—	—	—	—	15,40,439	14,89,119	16,44,340	9,79,928	7,62,590
<b>Share of Bengal</b>	—	—	—	—	—	11,91,511	11,32,105	10,33,523	6,51,499	5,23,172
" Bombay "	—	—	—	—	—	12,81,464	12,20,706	11,76,037	8,79,371	8,02,054
" Sind "	—	—	—	—	—	1,27,789	1,77,604	1,10,753	1,31,003	2,23,803
" Madras "	—	—	—	—	—	4,52,793	5,50,318	5,80,527	3,34,190	2,19,069
" Burma "	—	—	—	—	—	13,64,601	10,06,926	11,39,614	6,63,035	3,57,437
<b>TOTAL</b>	—	—	—	—	—	44,18,158	40,93,789	40,40,454	26,59,098	21,25,523

No. 13—continued

ARTICLES, AND COUNTRIES OF CONSIGNMENT; ALSO SHARE OF EACH PROVINCE	QUANTITY					VALUE				
	1927-28	1928-29	1929-30	1930-31	1931-32	1927-28	1928-29	1929-30	1930-31	1931-32
<b>Earthenware and Porcelain—</b> <i>continued</i>						R	R	R	R	R
<b>PORCELAIN—</b>										
<b>Electrical (III. H)—</b>										
United Kingdom . . . . .	—	—	—	—	—	68,105	54,928	79,912	47,254	82,88
Other British Possessions . . . . .	—	—	—	—	—	..	..	..	8	10
<b>TOTAL BRITISH EMPIRE . . . . .</b>	—	—	—	—	—	68,105	54,928	79,912	47,262	82,98
Germany . . . . .	—	—	—	—	—	60,129	56,471	49,938	73,506	65,45
France . . . . .	—	—	—	—	—	2,822	..	..	8	88
Japan . . . . .	—	—	—	—	—	82,589	80,801	37,252	35,534	26,80
<b>United States of America—</b>										
<i>Via Atlantic Coast . . . . .</i>	—	—	—	—	—	689	572	4,766	2,002	1,39
Other Foreign Countries . . . . .	—	—	—	—	—	1,457	359	88	570	10
<b>TOTAL FOREIGN COUNTRIES . . . . .</b>	—	—	—	—	—	97,686	88,203	92,044	1,11,620	94,63
Share of Bengal . . . . .	—	—	—	—	—	4,516	6,438	12,209	6,451	2,20
" Bombay . . . . .	—	—	—	—	—	1,13,330	80,711	1,29,933	1,20,230	75,34
" Sind . . . . .	—	—	—	—	—	38,766	40,189	13,918	17,015	37,76
" Madras . . . . .	—	—	—	—	—	1,910	1,276	7,174	2,648	1,49
" Burma . . . . .	—	—	—	—	—	6,769	14,617	6,672	12,488	10,82
<b>TOTAL . . . . .</b>	—	—	—	—	—	1,65,791	1,43,131	1,71,956	1,58,882	1,27,62
<b>Other kinds (III. H)—</b>										
United Kingdom . . . . .	—	—	—	—	—	2,47,706	2,97,423	2,17,976	1,73,762	97,48
Ceylon . . . . .	—	—	—	—	—	12,475	6,995	2,625	4,498	2,60
Straits Settlements ( <i>includ-</i> <i>ing Labuan</i> ) . . . . .	—	—	—	—	—	10,934	9,879	9,835	5,741	4,12
Hongkong . . . . .	—	—	—	—	—	25,598	2,056	5,888	3,765	95
Other British Possessions . . . . .	—	—	—	—	—	342	163	814	28	10
<b>TOTAL BRITISH EMPIRE . . . . .</b>	—	—	—	—	—	2,97,050	3,13,516	2,38,338	1,87,789	1,05,27
Latvia . . . . .	—	—	—	—	—	2,776	..	..	..	..
Poland ( <i>including Dantzig</i> ) . . . . .	—	—	—	—	—	3,626	..	..	..	..
Germany . . . . .	—	—	—	—	—	2,32,832	2,21,771	1,94,981	87,713	65,89
Netherlands . . . . .	—	—	—	—	—	11,013	4,045	6,936	10,843	10,34
Belgium . . . . .	—	—	—	—	—	35,386	16,501	20,078	7,707	5,60
France . . . . .	—	—	—	—	—	27,332	36,264	18,177	5,805	14,55
Italy . . . . .	—	—	—	—	—	9,488	17,307	18,541	7,034	12,54
Austria . . . . .	—	—	—	—	—	45,492	77,568	18,622	1,076	667
Czechoslovakia . . . . .	—	—	—	—	—	81,508	1,68,578	78,107	27,757	12,22
Maskat Territory and Trucial Oman . . . . .	—	—	—	—	—	..	1,784	..	..	..
China ( <i>exclusive of Hongkong</i> <i>and Macao</i> ) . . . . .	—	—	—	—	—	1,787	1,18,237	2,886	1,888	20,28
Japan . . . . .	—	—	—	—	—	27,36,399	20,99,037	24,31,520	16,56,831	13,38,631
<b>United States of America—</b>										
<i>Via Atlantic Coast . . . . .</i>	—	—	—	—	—	2,187	2,125	1,346	1,043	410
" Pacific " . . . . .	—	—	—	—	—	..	..	690	2,467	65
Other Foreign Countries . . . . .	—	—	—	—	—	50	646	958	706	830
<b>TOTAL FOREIGN COUNTRIES . . . . .</b>	—	—	—	—	—	31,89,871	27,58,858	27,82,842	18,10,870	14,77,627
Share of Bengal . . . . .	—	—	—	—	—	4,93,792	5,24,412	4,76,275	4,07,417	2,30,701
" Bombay . . . . .	—	—	—	—	—	14,98,753	13,49,346	13,60,671	8,55,751	8,63,997
" Sind . . . . .	—	—	—	—	—	3,93,251	5,19,894	3,27,465	2,53,000	2,27,463
" Madras . . . . .	—	—	—	—	—	88,675	99,689	1,03,572	61,536	63,214
" Burma . . . . .	—	—	—	—	—	10,12,460	5,79,033	7,53,192	4,20,315	1,97,627
<b>TOTAL . . . . .</b>	—	—	—	—	—	34,86,921	30,72,374	30,21,175	19,98,150	15,82,992

GENERAL IMPORTS

( 168 )

No. 13—continued

ARTICLES, AND COUNTRIES OF CONSIGNMENT; ALSO SHARE OF EACH PROVINCE	QUANTITY					VALUE				
	1927-28	1928-29	1929-30	1930-31	1931-32	1927-28	1928-29	1929-30	1930-31	1931-32
Earthenware and Porcelain —concluded.						₹	₹	₹	₹	₹
<i>Total value of Earthenware and Porcelain—</i>										
United Kingdom . . . . .	—	—	—	—	—	30,30,455	28,26,564	25,67,656	17,99,770	14,30,880
Ceylon . . . . .	—	—	—	—	—	23,095	16,725	10,182	11,412	4,582
Straits Settlements (including Labuan) . . . . .	—	—	—	—	—	78,515	63,244	48,851	39,334	31,163
Hongkong . . . . .	—	—	—	—	—	1,09,568	64,815	86,144	68,096	34,223
Other British Possessions . . . . .	—	—	—	—	—	817	1,766	1,526	609	851
<b>TOTAL BRITISH EMPIRE</b>	—	—	—	—	—	<b>32,42,450</b>	<b>29,73,114</b>	<b>27,14,359</b>	<b>19,14,221</b>	<b>15,01,199</b>
Latvia . . . . .	—	—	—	—	—	2,776	..	..	..	..
Poland (including Dantzig) . . . . .	—	—	—	—	—	18,558	756	673	115	..
Germany . . . . .	—	—	—	—	—	6,36,491	5,85,303	4,98,061	3,86,825	3,23,221
Netherlands . . . . .	—	—	—	—	—	2,67,516	2,56,117	2,54,190	1,07,556	57,876
Belgium . . . . .	—	—	—	—	—	2,09,408	2,19,115	2,24,132	1,26,173	45,512
France . . . . .	—	—	—	—	—	1,12,231	1,33,886	57,999	19,518	90,064
Spain . . . . .	—	—	—	—	—	..	..	138	1,104	1,499
Italy . . . . .	—	—	—	—	—	35,419	50,322	40,721	42,399	36,252
Austria . . . . .	—	—	—	—	—	87,568	1,71,574	66,522	9,239	13,685
Czechoslovakia . . . . .	—	—	—	—	—	1,22,584	2,01,594	1,17,866	54,986	30,575
Maskat Territory and Trucial Oman . . . . .	—	—	—	—	—	..	1,834	..	..	..
China (exclusive of Hong- kong and Macao) . . . . .	—	—	—	—	—	52,902	1,99,002	80,728	42,181	55,110
Japan . . . . .	—	—	—	—	—	32,58,771	25,45,184	31,47,195	21,81,364	16,74,361
United States of America— Viz Atlantic Coast . . . . .	—	—	—	—	—	22,786	19,042	27,384	25,288	3,718
“ Pacific ” . . . . .	—	—	—	—	—	120	..	1,387	3,684	842
Other Foreign Countries . . . . .	—	—	—	—	—	1,290	2,951	2,230	1,486	2,132
<b>TOTAL FOREIGN COUNTRIES</b>	—	—	—	—	—	<b>48,28,420</b>	<b>48,36,180</b>	<b>45,19,226</b>	<b>29,01,918</b>	<b>23,84,856</b>
Share of Bengal . . . . .	—	—	—	—	—	16,89,819	16,62,955	15,22,007	10,66,307	7,56,076
“ Bombay . . . . .	—	—	—	—	—	28,94,047	26,50,763	26,66,691	18,55,402	17,41,393
“ Sind . . . . .	—	—	—	—	—	5,59,806	7,37,747	4,52,136	4,01,103	4,89,031
“ Madras . . . . .	—	—	—	—	—	5,43,378	6,57,283	6,91,273	3,98,424	2,83,772
“ Burma . . . . .	—	—	—	—	—	23,33,820	16,00,546	19,01,478	10,95,838	6,65,785
<b>TOTAL</b>	—	—	—	—	—	<b>80,70,870</b>	<b>78,09,294</b>	<b>72,38,585</b>	<b>48,16,139</b>	<b>38,36,055</b>
Electroplated ware (III. D)—										
United Kingdom . . . . .	—	—	—	—	—	6,60,618	7,58,810	6,39,357	3,31,868	2,88,008
Aden and Dependencies . . . . .	—	—	—	—	—	1,034	..	..	5	50
Ceylon . . . . .	—	—	—	—	—	5,501	4,404	2,648	1,531	1,348
Other British Possessions . . . . .	—	—	—	—	—	1,024	1,070	2,587	890	1,430
<b>TOTAL BRITISH EMPIRE</b>	—	—	—	—	—	<b>6,68,777</b>	<b>7,64,384</b>	<b>6,44,692</b>	<b>5,34,314</b>	<b>2,86,736</b>

No. 13—continued

ARTICLES, AND COUNTRIES OF CONSIGNMENT; ALSO SHARE OF EACH PROVINCE	QUANTITY					VALUE				
	1927-28	1928-29	1929-30	1930-31	1931-32	1927-28	1928-29	1929-30	1930-31	1931-32
<b>Electroplated ware (III. D)— continued</b>						R	R	R	R	R
Germany . . . . .	—	—	—	—	—	123,441	55,916	18,506	12,906	6,695
Belgium . . . . .	—	—	—	—	—	962	12,765	35	42	166
France . . . . .	—	—	—	—	—	2,356	4,145	12,134	1,642	2,654
Italy . . . . .	—	—	—	—	—	13,479	6,578	646	9,692	910
Austria . . . . .	—	—	—	—	—	3,320	1,079	1,004	2,746	..
Czechoslovakia . . . . .	—	—	—	—	—	443	2,305	430	..	..
China (exclusive of Hong- kong and Macao) . . . . .	—	—	—	—	—	61	35	110	1,275	..
Japan . . . . .	—	—	—	—	—	5,033	354	516	763	325
United States of America— Via Atlantic Coast . . . . .	—	—	—	—	—	4,541	2,386	2,492	1,709	790
„ Pacific „ . . . . .	—	—	—	—	—	90	70	15	..	..
Other Foreign Countries . . . . .	—	—	—	—	—	1,431	1,990	694	346	1,566
<b>TOTAL FOREIGN COUNTRIES</b>	—	—	—	—	—	45,257	77,623	36,582	31,211	13,106
<b>Share of Bengal</b> . . . . .	—	—	—	—	—	2,05,399	2,23,363	2,05,673	63,303	43,039
„ Bombay . . . . .	—	—	—	—	—	3,47,333	3,66,946	3,19,777	1,74,917	1,79,452
„ Sind . . . . .	—	—	—	—	—	63,322	1,25,805	55,322	52,179	35,539
„ Madras . . . . .	—	—	—	—	—	52,606	64,672	53,263	46,025	15,223
„ Burma . . . . .	—	—	—	—	—	44,333	60,671	41,639	29,101	26,534
<b>TOTAL</b> . . . . .	—	—	—	—	—	7,14,034	8,41,957	6,81,174	3,65,525	2,99,842
<b>Fireworks (III. V)—</b>	Lbs.	Lbs.	Lbs.	Lbs.	Lbs.					
United Kingdom . . . . .	30,321	26,944	37,239	152,568	40,215	37,233	29,874	32,990	47,825	37,091
Bahrain Islands . . . . .	..	1,000	..	..	216	..	1,000	..	..	117
Ceylon . . . . .	..	11,225	..	295	1	..	1,853	..	289	4
Straits Settlements (including Labuan) . . . . .	116,221	39,682	17,002	1,113	3,945	43,143	12,774	7,239	1,062	800
Hongkong . . . . .	2,914,736	2,582,766	444,702	162,908	46,177	7,52,517	5,99,852	1,39,138	75,635	26,434
Other British Possessions . . . . .	..	..	140	322	1,238	..	..	221	161	621
<b>TOTAL BRITISH EMPIRE</b>	3,061,278	2,661,707	499,083	317,206	91,792	8,32,893	6,44,943	1,78,638	1,24,972	66,017
Germany . . . . .	739,141	1,421,535	1,143,232	329,601	217,882	5,33,534	8,74,320	6,58,688	2,54,750	1,52,993
Belgium . . . . .	10,482	1,440	6,332	..	..	10,360	2,054	6,009	..	..
France . . . . .	12,111	60,423	47,295	22,194	2,744	12,779	66,536	46,395	31,233	4,755
Spain . . . . .	..	..	19,377	6,418	1,370	..	..	13,020	7,511	1,842
Italy . . . . .	..	2,800	19,500	3,761	..	..	1,349	9,369	983	..
Austria . . . . .	23,375	5,930	38,433	46,230	19,533	13,004	3,193	19,503	18,560	5,750
Hungary . . . . .	..	..	24,860	63,185	7,670	..	..	10,497	24,398	5,273
Czechoslovakia . . . . .	22,400	..	..	..	..	6,030	..	..	..	..
Native States in Arabia other than Muskat Terri- tory and Trucial Oman . . . . .	..	500	83	2,240	..	..	393	138	1,120	..
Indo-China (including Cochin-China, Cambodia, Annam, Tonkin and French leased territories in China) . . . . .	..	..	..	..	1,496	..	..	..	..	1,743
China (exclusive of Hong- kong and Macao) . . . . .	12,915	364,577	2,739,965	1,423,077	758,972	11,650	1,27,722	6,45,008	3,35,634	2,11,732
Japan . . . . .	44,260	93,760	51,971	39,649	25,119	23,132	33,907	29,401	23,822	10,170
Other Foreign Countries . . . . .	252	144	230	3,043	731	424	615	969	1,675	685
<b>TOTAL FOREIGN COUNTRIES</b>	864,936	1,951,209	4,091,333	1,939,533	1,036,117	6,10,963	11,10,144	14,39,497	6,99,696	3,95,012
<b>Share of Bengal</b> . . . . .	248,407	522,509	367,933	141,439	157,076	1,93,239	3,59,472	2,43,160	1,09,094	1,06,941
„ Bombay . . . . .	2,842,643	3,538,395	3,451,533	1,561,960	761,070	3,65,203	10,70,696	10,45,684	4,74,910	2,61,739
„ Sind . . . . .	35,753	58,236	77,096	33,336	34,358	23,367	45,446	49,395	18,331	25,376
„ Madras . . . . .	300,539	373,965	572,510	359,191	137,015	1,31,184	2,39,372	2,26,110	1,61,879	51,733
„ Burma . . . . .	493,373	34,761	121,337	155,769	33,390	1,75,313	40,201	53,266	69,904	14,636
<b>TOTAL</b> . . . . .	3,926,214	4,612,916	4,590,966	2,256,744	1,127,909	14,43,861	17,55,037	16,18,135	8,24,668	4,61,020

GENERAL IMPORTS

( 170 )

No. 13—continued.

ARTICLES, AND COUNTRIES OF CONSIGNMENT; ALSO SHARE OF EACH PROVINCE	QUANTITY					VALUE				
	1927-28	1928-29	1929-30	1930-31	1931-32	1927-28	1928-29	1929-30	1930-31	1931-32
						₹	₹	₹	₹	₹
<i>Fish (excluding canned fish)—</i>										
<i>Fish, dry, unsalted (I. A)—</i>	Cwts.	Cwts.	Cwts.	Cwts.	Cwts.					
United Kingdom . . . . .	462	490	78	245	7	3,374	17,169	5,327	1,235	881
Aden and Dependencies . . . . .	35	..	21	498	663	258	..	123	2,315	2,764
Ceylon . . . . .	762	744	1,006	962	1,300	14,221	11,113	12,962	9,384	16,843
Straits Settlements (including Labuan) . . . . .	210	575	1,406	164	129	11,318	25,137	45,109	7,823	6,205
Hongkong . . . . .	871	745	915	997	738	46,816	33,868	50,024	54,814	23,379
Other British Possessions . . . . .	1	..	1	1	2	8	..	58	40	30
<b>TOTAL BRITISH EMPIRE</b> . . . . .	<b>2,341</b>	<b>2,554</b>	<b>3,427</b>	<b>2,867</b>	<b>2,839</b>	<b>76,495</b>	<b>87,287</b>	<b>1,13,603</b>	<b>75,610</b>	<b>54,603</b>
Maskat Territory and Trucial Oman . . . . .	1,393	1,072	52	4,223	1,375	5,312	4,750	482	15,097	6,139
Persia . . . . .	120	4,966	706	869	2,330	3,125	19,123	4,105	3,964	9,367
China (exclusive of Hongkong and Macao) . . . . .	73	150	140	217	111	4,231	5,943	7,097	11,305	5,563
Japan . . . . .	1,660	171	591	1,095	393	1,24,256	11,332	47,423	76,901	21,407
Other Foreign Countries . . . . .	15	27	21	43	24	371	1,061	442	284	167
<b>TOTAL FOREIGN COUNTRIES</b> . . . . .	<b>3,261</b>	<b>6,336</b>	<b>1,510</b>	<b>6,447</b>	<b>4,733</b>	<b>1,37,345</b>	<b>42,709</b>	<b>59,554</b>	<b>1,07,701</b>	<b>42,643</b>
<i>Share of Bengal</i> . . . . .	57	33	40	3	..	1,181	2,251	2,289	154	..
" <i>Bombay</i> . . . . .	699	1,746	134	343	2,167	4,463	9,540	2,100	4,999	10,420
" <i>Sind</i> . . . . .	37	35	29	7	21	265	329	515	163	533
" <i>Madras</i> . . . . .	1,954	5,027	1,646	5,939	4,062	17,379	25,376	15,463	27,035	24,727
" <i>Burma</i> . . . . .	2,355	2,099	3,038	2,472	1,422	1,90,062	92,000	1,52,785	1,50,955	61,505
<b>TOTAL</b> . . . . .	<b>5,602</b>	<b>8,940</b>	<b>4,937</b>	<b>9,314</b>	<b>7,672</b>	<b>2,13,840</b>	<b>1,29,996</b>	<b>1,73,157</b>	<b>1,33,311</b>	<b>97,250</b>
<i>Fish, dry, salted (I. A)—</i>	Cwts.	Cwts.	Cwts.	Cwts.	Cwts.					
United Kingdom . . . . .	46	324	144	346	30	1,922	3,710	2,279	2,045	1,333
Aden and Dependencies . . . . .	1,032	26	258	113	374	13,150	215	4,560	1,120	2,751
Ceylon . . . . .	193	105	141	121	499	2,462	789	2,011	1,519	2,843
Straits Settlements (including Labuan) . . . . .	76,374	60,040	59,976	55,492	30,426	24,56,906	17,93,014	17,99,874	16,23,235	7,59,406
Other British Possessions . . . . .	17	6	23	12	29	501	111	273	256	399
<b>TOTAL BRITISH EMPIRE</b> . . . . .	<b>77,662</b>	<b>60,501</b>	<b>60,542</b>	<b>56,034</b>	<b>31,358</b>	<b>24,74,941</b>	<b>17,97,339</b>	<b>18,09,002</b>	<b>16,23,165</b>	<b>7,66,732</b>
Turkey, Asiatic . . . . .	..	60	111	..	..	..	1,032	835	..	..
Maskat Territory and Trucial Oman . . . . .	21,366	10,312	12,973	16,360	26,303	3,33,979	1,80,522	2,04,509	2,31,139	1,73,792
Other Native States in Arabia . . . . .	1,454	336	1,419	526	3,342	26,850	5,656	21,403	9,587	13,186
Iraq . . . . .	413	623	495	373	123	2,994	6,770	4,835	4,226	1,032
Persia . . . . .	4,459	2,799	4,360	1,827	2,296	64,711	41,605	97,734	34,427	13,733
China (exclusive of Hongkong and Macao) . . . . .	34	22	17	11	5	1,047	491	344	205	134
Japan . . . . .	40	15	4	12	13	1,396	646	235	340	411
Egypt . . . . .	75	..	..	..	..	1,235	..	..	..	..
Italian East Africa (Somaliland and Eritrea) . . . . .	..	..	165	..	34	..	..	2,044	..	630
United States of America—Via Pacific Coast . . . . .	7	..	..	..	43	423	..	..	..	1,796
Other Foreign Countries . . . . .	1	2	19	27	8	50	34	993	623	154
<b>TOTAL FOREIGN COUNTRIES</b> . . . . .	<b>27,364</b>	<b>14,233</b>	<b>19,563</b>	<b>19,136</b>	<b>32,232</b>	<b>4,32,685</b>	<b>2,36,306</b>	<b>3,03,032</b>	<b>2,60,602</b>	<b>2,14,923</b>
<i>Share of Bengal</i> . . . . .	1,493	463	267	69	239	27,712	7,240	5,643	1,766	4,410
" <i>Bombay</i> . . . . .	25,293	12,442	17,329	13,133	31,107	3,79,045	2,09,479	2,32,420	2,64,476	2,03,250
" <i>Sind</i> . . . . .	1,726	1,435	1,193	727	453	34,117	21,513	16,344	11,394	3,701
" <i>Madras</i> . . . . .	395	213	1,314	950	1,304	4,703	1,310	7,134	3,331	9,937
" <i>Burma</i> . . . . .	76,614	60,131	59,997	55,231	30,457	24,62,049	17,94,603	13,00,443	16,32,250	7,60,357
<b>TOTAL</b> . . . . .	<b>105,526</b>	<b>74,734</b>	<b>80,105</b>	<b>75,220</b>	<b>63,590</b>	<b>29,07,625</b>	<b>20,34,645</b>	<b>21,12,034</b>	<b>19,08,767</b>	<b>9,31,655</b>



No. 13—continued

ARTICLES, AND COUNTRIES OF CONSIGNMENT; ALSO SHARE OF EACH PROVINCE	QUANTITY					VALUE				
	1927-28	1928-29	1929-30	1930-31	1931-32	1927-28	1928-29	1929-30	1930-31	1931-32
<b>Fish (excluding canned fish)—continued</b>										
<b>Fishmaws and Sharkfins (I. A)—</b>	Cwts.	Cwts.	Cwts.	Cwts.	Cwts.	R	R	R	R	R
Aden and Dependencies . . .	344	329	187	..	..	2,393	4,580	2,623	..	..
Bahrain Islands . . .	89	170	184	241	207	271	1,658	3,075	3,349	5,188
Hongkong . . .	30	13	16	17	12	4,182	2,877	3,538	3,632	2,253
Other British Possessions . .	3	46	1	14	16	167	969	147	368	290
<b>TOTAL BRITISH EMPIRE</b>	<b>416</b>	<b>558</b>	<b>388</b>	<b>272</b>	<b>235</b>	<b>7,018</b>	<b>10,079</b>	<b>9,883</b>	<b>7,349</b>	<b>7,741</b>
Maskat Territory and Trucial Oman . . .	2,371	2,110	1,443	2,558	4,517	20,193	24,666	19,942	23,844	50,500
Other Native States in Arabia . . .	352	568	884	518	3,042	3,972	7,957	13,569	6,132	31,575
Persia . . .	918	344	179	14	18	7,118	4,954	5,191	737	427
Honjam Islands . . .	329	..	8	..	..	2,288	..	116	..	..
Italian East Africa (Somaliland and Eritrea) . . .	58	307	339	241	198	406	4,294	4,802	2,350	3,161
Other Foreign Countries . . .	..	9	1	1	..	..	554	40	15	..
<b>TOTAL FOREIGN COUNTRIES</b>	<b>4,028</b>	<b>3,338</b>	<b>2,854</b>	<b>3,327</b>	<b>7,775</b>	<b>33,907</b>	<b>42,425</b>	<b>43,660</b>	<b>33,078</b>	<b>85,663</b>
<b>Share of Bombay</b>	<b>4,414</b>	<b>3,830</b>	<b>3,220</b>	<b>3,570</b>	<b>7,995</b>	<b>36,701</b>	<b>49,399</b>	<b>49,094</b>	<b>36,417</b>	<b>80,999</b>
" Sind . . .	..	2	5	1	..	..	54	264	15	..
" Madras . . .	..	..	1	7	..	..	41	43	148	..
" Burma . . .	30	14	16	21	15	4,284	3,010	3,642	3,317	2,405
<b>TOTAL</b>	<b>4,444</b>	<b>3,896</b>	<b>3,242</b>	<b>3,599</b>	<b>8,010</b>	<b>40,985</b>	<b>52,504</b>	<b>53,043</b>	<b>40,427</b>	<b>93,404</b>
<b>Fish, wet, salted (ngapl) (I. A)—</b>	Cwts.	Cwts.	Cwts.	Cwts.	Cwts.					
United Kingdom . . .	33	11	..	3,194	..	2,845	558	..	27,436	..
Straits Settlements (including Labuan) . . .	35,289	21,837	17,478	10,936	5,287	4,52,276	2,40,377	1,40,231	91,425	32,664
Hongkong . . .	301	309	354	467	343	1,833	1,617	2,467	3,862	2,478
Other British Possessions . .	9	2	..	..	..	72	85	19	..	..
<b>TOTAL BRITISH EMPIRE</b>	<b>35,612</b>	<b>22,159</b>	<b>17,832</b>	<b>14,647</b>	<b>5,630</b>	<b>4,57,026</b>	<b>2,42,637</b>	<b>1,51,767</b>	<b>1,22,723</b>	<b>35,142</b>
Maskat Territory and Trucial Oman . . .	..	..	..	..	121	..	..	..	..	1,119
Iraq . . .	73	..	9	..	5	1,070	..	190	5	60
Sumatra . . .	173	..	7	..	..	2,248	..	58	..	..
Java . . .	430	17	..	28	..	3,860	222	..	227	..
Slam . . .	242	127	..	5	..	1,200	700	..	30	..
Other Foreign Countries . . .	32	43	80	79	20	583	362	621	561	136
<b>TOTAL FOREIGN COUNTRIES</b>	<b>950</b>	<b>187</b>	<b>96</b>	<b>112</b>	<b>146</b>	<b>8,961</b>	<b>1,284</b>	<b>869</b>	<b>823</b>	<b>1,315</b>
<b>Share of Bengal</b>	<b>..</b>	<b>..</b>	<b>..</b>	<b>..</b>	<b>..</b>	<b>..</b>	<b>..</b>	<b>..</b>	<b>25</b>	<b>..</b>
" Bombay . . .	4	..	..	10	..	94	..	..	40	..
" Sind . . .	73	..	9	..	126	1,070	..	190	5	1,179
" Madras . . .	42	15	..	..	..	2,917	786	10	..	..
" Burma . . .	36,443	22,331	17,919	14,749	5,650	4,61,908	2,43,135	1,52,427	1,23,476	35,273
<b>TOTAL</b>	<b>36,562</b>	<b>22,346</b>	<b>17,928</b>	<b>14,759</b>	<b>5,776</b>	<b>4,65,987</b>	<b>2,43,921</b>	<b>1,52,636</b>	<b>1,23,546</b>	<b>36,457</b>
<b>Fish, other sorts (I. A)—</b>	Cwts.	Cwts.	Cwts.	Cwts.	Cwts.					
United Kingdom . . .	979	1,970	1,821	1,737	2,015	65,334	1,10,109	1,32,011	1,20,236	1,01,218
Ceylon . . .	2	5	18	..	77	106	1,099	1,533	18	1,464
Canada <i>via</i> Atlantic Coast . .	..	..	..	..	21	..	..	..	..	1,570
Other British Possessions . .	56	12	2	1	33	611	650	235	93	292
<b>TOTAL BRITISH EMPIRE</b>	<b>1,037</b>	<b>1,987</b>	<b>1,841</b>	<b>1,738</b>	<b>2,146</b>	<b>66,551</b>	<b>1,11,858</b>	<b>1,33,829</b>	<b>1,20,397</b>	<b>1,04,474</b>
Maskat Territory and Trucial Oman . . .	..	..	993	..	..	..	..	3,742	..	..
Iraq . . .	..	..	476	..	..	..	..	1,908	..	..
Philippine Islands and Guam . .	25	..	..	..	..	2,687	..	..	..	..
China ( <i>exclusive of Hongkong and Macao</i> ) . . .	2	5	2	..	..	65	1,410	249	3	5
Japan . . .	..	39	..	244	642	..	1,749	47	9,483	25,852
United States of America— <i>Via</i> Atlantic Coast . . .	..	..	..	..	36	21	..	..	..	2,332
" Pacific Coast . . .	..	..	..	1	10	..	..	..	178	721
Other Foreign Countries . . .	25	1	12	..	1	138	84	634	19	12
<b>TOTAL FOREIGN COUNTRIES</b>	<b>52</b>	<b>45</b>	<b>1,483</b>	<b>245</b>	<b>689</b>	<b>2,890</b>	<b>3,243</b>	<b>6,575</b>	<b>9,683</b>	<b>23,922</b>
<b>Share of Bengal</b>	<b>679</b>	<b>726</b>	<b>983</b>	<b>1,323</b>	<b>1,723</b>	<b>43,340</b>	<b>53,186</b>	<b>78,473</b>	<b>32,016</b>	<b>66,780</b>
" Bombay . . .	271	536	403	313	372	14,466	29,238	22,866	17,150	18,947
" Sind . . .	59	178	173	60	133	3,303	7,722	9,641	3,095	7,185
" Madras . . .	2	..	1,513	57	298	106	..	3,622	4,162	15,341
" Burma . . .	78	292	342	270	304	7,721	24,905	20,312	23,057	25,137
<b>TOTAL</b>	<b>1,039</b>	<b>1,732</b>	<b>3,329</b>	<b>2,033</b>	<b>2,835</b>	<b>69,441</b>	<b>1,15,101</b>	<b>1,40,404</b>	<b>1,30,080</b>	<b>1,33,306</b>

GENERAL IMPORTS

( 172 )

No. 13—continued.

ARTICLES, AND COUNTRIES OF CONSIGNMENT; ALSO SHARE OF EACH PROVINCE	QUANTITY					VALUE.				
	1927-28	1928-29	1929-30	1930-31	1931-32	1927-28	1928-29	1929-30	1930-31	1931-32
<b>Fish (excluding canned fish)—concluded</b>						R	R	R	R	R
<b>Total Fish (excluding canned fish)—</b>	Cwts.	Cwts.	Cwts.	Cwts.	Cwts.					
United Kingdom . . . . .	1,520	2,538	2,043	5,575	2,065	74,475	1,32,237	1,39,637	1,51,035	1,03,070
Aden and Dependencies . . . . .	1,412	855	466	611	1,088	15,865	4,795	7,306	3,435	5,557
Bahrein Islands . . . . .	29	171	202	247	225	271	1,694	3,200	3,444	5,289
Ceylon . . . . .	960	858	1,165	1,083	1,876	16,861	13,181	16,531	10,916	21,170
Straits Settlements (including Labuan) . . . . .	111,907	82,405	78,862	66,647	95,845	29,21,142	20,59,284	19,94,583	17,22,757	7,98,481
Hongkong . . . . .	1,211	1,067	1,237	1,487	1,151	62,984	38,389	56,101	62,469	33,298
Canada via Atlantic Coast . . . . .	..	..	..	..	21	..	..	..	..	1,570
Other British Possessions . . . . .	13	5	5	8	7	433	70	176	188	256
<b>TOTAL BRITISH EMPIRE</b>	<b>117,068</b>	<b>87,459</b>	<b>84,030</b>	<b>75,658</b>	<b>42,258</b>	<b>30,82,081</b>	<b>22,49,700</b>	<b>22,17,584</b>	<b>19,54,244</b>	<b>9,68,691</b>
Turkey, Asiatic . . . . .	..	77	111	..	..	..	1,237	885	..	..
Maskat Territory and Trucial Oman . . . . .	25,130	13,494	15,466	23,136	32,316	3,59,474	2,09,938	2,28,675	2,70,130	2,31,550
Other Native States in Arabia . . . . .	1,820	954	2,803	1,081	6,401	30,916	13,613	34,972	15,874	49,631
Iraq . . . . .	518	644	1,002	380	134	4,136	7,573	7,310	4,372	1,175
Persia . . . . .	5,497	8,109	5,245	2,720	5,194	74,954	65,682	77,080	89,168	23,532
Henjam Islands . . . . .	329	..	8	10	..	2,288	..	116	150	..
Sumatra . . . . .	173	..	7	..	..	2,248	..	58	..	..
Java . . . . .	437	19	4	44	7	4,278	282	493	711	79
Slam . . . . .	247	129	..	5	..	1,377	770	..	33	..
Philippine Islands and Guam . . . . .	25	..	..	..	..	2,687	..	..	..	..
China (exclusive of Hongkong and Macao) . . . . .	123	220	227	278	134	5,662	8,206	8,107	11,937	5,824
Japan . . . . .	1,709	225	607	1,370	1,055	1,25,872	14,227	47,824	86,971	47,689
Egypt . . . . .	75	..	..	..	..	1,235	..	..	..	..
Italian East Africa (Somaliland and Eritrea) . . . . .	58	307	504	241	232	406	4,294	6,846	2,350	3,791
United States of America—Via Atlantic Coast . . . . .	1	10	..	..	36	71	537	..	..	2,332
„ Pacific „ . . . . .	..	..	13	..	58	..	..	472	178	2,517
Other Foreign Countries . . . . .	9	11	14	2	8	249	108	762	18	151
<b>TOTAL FOREIGN COUNTRIES</b>	<b>36,155</b>	<b>24,189</b>	<b>25,511</b>	<b>29,267</b>	<b>45,625</b>	<b>6,15,848</b>	<b>3,26,467</b>	<b>4,13,690</b>	<b>4,31,887</b>	<b>3,73,471</b>
Share of Bengal . . . . .	2,229	1,222	1,295	1,400	1,997	72,733	62,677	86,405	83,961	71,196
„ Bombay . . . . .	30,686	18,604	21,091	22,934	41,641	4,34,769	2,97,706	3,56,470	3,23,112	3,23,616
„ Sind . . . . .	1,395	1,700	1,419	795	733	38,760	30,118	26,954	15,777	12,603
„ Madras . . . . .	2,393	5,255	4,474	7,003	5,664	25,605	28,013	31,336	39,728	60,005
„ Burma . . . . .	116,020	34,867	31,262	72,793	37,343	31,26,012	21,57,653	21,30,109	19,23,555	8,84,742
<b>TOTAL</b>	<b>153,223</b>	<b>111,648</b>	<b>109,541</b>	<b>104,925</b>	<b>87,883</b>	<b>36,97,879</b>	<b>25,76,167</b>	<b>26,31,274</b>	<b>23,86,131</b>	<b>13,42,162</b>
<b>Fodder, Bran, and Pollards (excluding oil-cake) (H. C)—</b>	Cwts.	Cwts.	Cwts.	Cwts.	Cwts.					
United Kingdom . . . . .	334	323	240	266	769	2,558	1,956	1,555	2,006	2,338
Natal . . . . .	75	1	..	1,492	..	231	20	..	6,614	..
Victoria . . . . .	26,900	37,323	43,782	49,903	50,188	1,11,074	1,45,804	1,65,804	1,04,655	1,60,475
New South Wales . . . . .	..	107	12,498	46	..	..	652	48,298	356	..
Queensland . . . . .	2,380	..	..	..	..	9,345	..	..	..	..
Australian Commonwealth (Total) . . . . .	29,280	37,430	56,280	49,949	50,188	1,21,019	1,46,456	2,13,602	1,95,011	1,60,475
Other British Possessions . . . . .	133	3	72	126	101	667	65	304	780	430
<b>TOTAL BRITISH EMPIRE</b>	<b>29,922</b>	<b>37,757</b>	<b>56,592</b>	<b>51,833</b>	<b>51,058</b>	<b>1,24,475</b>	<b>1,46,497</b>	<b>2,15,461</b>	<b>2,04,501</b>	<b>1,63,743</b>
<b>TOTAL FOREIGN COUNTRIES</b>	<b>32</b>	<b>12</b>	<b>449</b>	<b>47</b>	<b>76</b>	<b>266</b>	<b>325</b>	<b>595</b>	<b>208</b>	<b>356</b>

No. 13—continued

ARTICLES, AND COUNTRIES OF CONSIGNMENT; ALSO SHARE OF EACH PROVINCE	QUANTITY					VALUE				
	1927-28	1928-29	1929-30	1930-31	1931-32	1927-28	1928-29	1929-30	1930-31	1931-32
						R	R	R	R	R
<b>Fodder, Bran and Pollards (excluding Oilcake) (II. C)—continued</b>										
Share of Bengal	Cwts. 15,038	Cwts. 29,127	Cwts. 28,444	Cwts. 31,035	Cwts. 22,993	60,123	1,12,412	1,10,870	1,23,378	68,61
„ Bombay	13,758	7,529	26,718	19,337	26,502	55,703	26,752	94,799	70,632	86,388
„ Sind	..	..	..	..	1	..	..	..	..	3
„ Madras	680	868	932	931	1,221	5,472	6,697	6,754	7,057	7,155
„ Burma	378	245	947	627	417	3,438	1,961	3,633	3,642	1,940
<b>TOTAL</b>	<b>20,854</b>	<b>37,769</b>	<b>57,041</b>	<b>51,880</b>	<b>51,134</b>	<b>1,24,741</b>	<b>1,48,822</b>	<b>2,16,056</b>	<b>2,04,709</b>	<b>1,04,099</b>
<b>Fruits and Vegetables— Fresh Fruits and Vegetables— Fresh fruits— Coconuts (I. B)— Maldives</b>	No.	No.	No.	No.	No.					
Ceylon	3,618,416	3,446,204	2,126,000	2,141,100	2,195,360	1,36,471	94,713	67,419	68,232	41,849
Straits Settlements (including Labuan)	346,343	212,179	1,788,260	406,798	2,657,305	20,036	11,859	79,737	19,822	1,09,638
Other British Possessions	472	84	2,050	881	650	85	10	131	23	49
<b>TOTAL BRITISH EMPIRE</b>	<b>13,278,319</b>	<b>10,578,784</b>	<b>10,928,688</b>	<b>9,885,448</b>	<b>11,089,668</b>	<b>10,57,816</b>	<b>7,86,107</b>	<b>8,50,911</b>	<b>7,87,448</b>	<b>6,27,352</b>
Slam	9,000	1,575	3,700	58,000	1,600	945	164	320	5,840	168
Other Foreign Countries	25	..	..	53	22	2	..	..	7	2
<b>TOTAL FOREIGN COUNTRIES</b>	<b>9,025</b>	<b>1,575</b>	<b>3,700</b>	<b>58,053</b>	<b>1,622</b>	<b>947</b>	<b>164</b>	<b>320</b>	<b>5,847</b>	<b>170</b>
Share of Bengal	3,554,916	3,245,700	2,079,175	2,096,650	2,166,060	1,35,086	90,220	66,550	67,766	41,569
„ Bombay	2,018	2,623	2,047	238	7,293	106	138	131	30	455
„ Sind	..	..	2,000	300	3,290	..	..	126	21	131
„ Madras	417,020	412,459	1,784,185	451,221	2,671,140	22,157	16,347	80,583	20,303	1,08,992
„ Burma	9,313,390	6,919,577	7,064,981	7,345,087	6,843,507	9,01,414	6,79,566	7,03,841	7,05,170	4,76,375
<b>TOTAL</b>	<b>13,287,344</b>	<b>10,580,359</b>	<b>10,932,388</b>	<b>9,893,496</b>	<b>11,691,290</b>	<b>10,58,768</b>	<b>7,86,271</b>	<b>8,51,231</b>	<b>7,93,290</b>	<b>6,27,522</b>
<b>Others (I. B)— United Kingdom Gibraltar Palestine Ceylon Straits Settlements (including Labuan) Hongkong Cape of Good Hope Natal Rhodesia Zanzibar and Pemba Kenya Colony Anglo-Egyptian Sudan Western Australia South Australia (including Northern Territory) Victoria Tasmania New South Wales Australian Commonwealth (Total) Other British Possessions TOTAL BRITISH EMPIRE</b>	—	—	—	—	—	1,21,854	1,25,334	1,45,837	76,045	51,005
	—	—	—	—	—	..	..	2,364	..	..
	—	—	—	—	—	1,010	4,512	13,347	24,208	24,100
	—	—	—	—	—	65,815	61,710	1,16,490	1,34,643	92,537
	—	—	—	—	—	85,525	1,79,918	1,78,893	99,023	58,363
	—	—	—	—	—	9,080	3,476	3,509	4,344	9,058
	—	—	—	—	—	1,849	217	232	1,044	..
	—	—	—	—	—	19,421	20,854	32,815	28,752	27,944
	—	—	—	—	—	..	..	1,012	..	..
	—	—	—	—	—	317	1,733	290	572	858
	—	—	—	—	—	873	223	142	1,552	458
	—	—	—	—	—	..	1,480	..	..	..
	—	—	—	—	—	11,773	8,007	..	9,592	4,494
	—	—	—	—	—	15	21	760	..	808
	—	—	—	—	—	1,637	100	7,395	1,304	10,943
	—	—	—	—	—	..	2,325	93	486	..
	—	—	—	—	—	..	232	7,425	449	4,963
	—	—	—	—	—	13,425	10,685	16,173	11,771	21,148
	—	—	—	—	—	309	134	1,520	469	1,034
<b>TOTAL BRITISH EMPIRE</b>	—	—	—	—	—	<b>3,18,728</b>	<b>4,10,276</b>	<b>5,12,564</b>	<b>3,82,483</b>	<b>2,87,111</b>
France	—	—	—	—	—	2,638	3,508	4,988	22,515	14,230
Spain	—	—	—	—	—	2,577	7,203	9,779	7,868	7,558
Italy	—	—	—	—	—	8,730	4,170	5,318	3,371	1,029
Greece	—	—	—	—	—	..	..	3,202	10	..
Mascat Territory and Trucial Oman	—	—	—	—	—	61,066	21,259	31,751	41,485	34,414
Iraq	—	—	—	—	—	6,096	1,651	3,794	1,573	1,010
Persia	—	—	—	—	—	1,140	610	..	8	2,619
Java	—	—	—	—	—	..	5,844	..	..	..
Indo-China (including Cochin-China, Cambodia, Annam, Tonkin and French leased territories in China)	—	—	—	—	—	40	45	..	1,663	10
China (exclusive of Hongkong and Macao)	—	—	—	—	—	1,830	13,025	8,894	8,657	11,617
Japan	—	—	—	—	—	34,953	19,835	26,665	33,169	48,042
Egypt	—	—	—	—	—	673	5,685	17,213	14,388	18,323
Portuguese East Africa	—	—	—	—	—	5,731	6,636	4,856	841	7,923
United States of America— Via Atlantic Coast	—	—	—	—	—	2,102	1,354	1,134	27,984	1,14,124
„ Pacific	—	—	—	—	—	13,292	2,223	36,550	2,46,991	3,20,546
Other Foreign Countries	—	—	—	—	—	73	320	23	71	62
<b>TOTAL FOREIGN COUNTRIES</b>	—	—	—	—	—	<b>1,41,839</b>	<b>93,277</b>	<b>1,54,650</b>	<b>4,10,234</b>	<b>6,42,112</b>
Share of Bengal	—	—	—	—	—	20,510	37,266	57,385	2,20,021	3,20,354
„ Bombay	—	—	—	—	—	1,36,200	1,00,893	1,41,284	1,44,695	1,63,353
„ Sind	—	—	—	—	—	2,317	2,944	4,876	3,390	3,039
„ Madras	—	—	—	—	—	77,031	71,656	1,46,195	1,33,098	1,15,829
„ Burma	—	—	—	—	—	2,24,509	2,90,794	3,17,504	2,91,513	3,36,143
<b>TOTAL</b>	—	—	—	—	—	<b>4,60,567</b>	<b>5,03,553</b>	<b>6,67,244</b>	<b>7,92,717</b>	<b>9,29,223</b>

GENERAL IMPORTS

( 174 )

No. 13—continued

ARTICLES, AND COUNTRIES OF CONSIGNMENT; ALSO SHARE OF EACH PROVINCE	QUANTITY					VALUE				
	1927-28	1928-29	1929-30	1930-31	1931-32	1927-28	1928-29	1929-30	1930-31	1931-32
<b>Fruits and Vegetables— continued</b>						R	R	R	R	R
<b>Fresh Fruits and Vegetables —continued</b>										
<b>Fresh vegetables of all kinds (I. B)—</b>										
United Kingdom . . . . .	—	—	—	—	—	1,070	344	5,849	3,615	1,016
Bahrein Islands . . . . .	—	—	—	—	—	211	7	1,300	..	12
Ceylon . . . . .	—	—	—	—	—	9,931	2,850	6,961	6,616	2,386
Straits Settlements (includ- ing Labuan) . . . . .	—	—	—	—	—	2,476	5,840	1,112	2,238	5,640
Hongkong . . . . .	—	—	—	—	—	7,688	12,022	3,312	5,569	6,017
Natal . . . . .	—	—	—	—	—	1,061	..	50	..	201
Kenya Colony . . . . .	—	—	—	—	—	54,173	1,80,419	2,63,983	63,241	82,799
Tanganyika Territory . . . . .	—	—	—	—	—	..	1,370	..	..	..
Other British Possessions . . . . .	—	—	—	—	—	36	8	..	222	..
<b>TOTAL BRITISH EMPIRE</b>	—	—	—	—	—	<b>76,646</b>	<b>2,02,860</b>	<b>2,82,567</b>	<b>81,501</b>	<b>98,071</b>
<b>Foreign Countries</b>										
Netherlands . . . . .	—	—	—	—	—	..	..	3,128	..	5
Italy . . . . .	—	—	—	—	—	9,10,070	11,09,891	14,25,184	13,15,751	9,57,251
Austria . . . . .	—	—	—	—	—	..	..	74,657	16,612	568
Serb-Croat Slovene State (Jugo-Slavia) . . . . .	—	—	—	—	—	..	3,652	..	..	..
China (exclusive of Hongkong and Macao) . . . . .	—	—	—	—	—	..	1,294	184	119	38
Egypt . . . . .	—	—	—	—	—	562	251	36,800	65,931	49,904
United States of America— Via Atlantic Coast . . . . .	—	—	—	—	—	..	150	18,468	..	..
" Pacific " . . . . .	—	—	—	—	—	..	5,066	..	172	340
Other Foreign Countries . . . . .	—	—	—	—	—	317	188	155	568	230
<b>TOTAL FOREIGN COUNTRIES</b>	—	—	—	—	—	<b>9,10,949</b>	<b>11,20,492</b>	<b>15,58,576</b>	<b>13,99,153</b>	<b>10,08,426</b>
<b>Shares of Bengal</b>										
" Bombay . . . . .	—	—	—	—	—	34	508	3,352	1,809	133
" Sind . . . . .	—	—	—	—	—	6,47,313	10,51,634	13,30,946	10,00,477	7,61,945
" Madras . . . . .	—	—	—	—	—	3,13,599	2,43,880	3,33,367	3,08,994	2,86,138
" Burma . . . . .	—	—	—	—	—	10,098	7,912	29,113	6,626	2,769
" . . . . .	—	—	—	—	—	11,001	19,418	34,366	72,746	55,512
<b>TOTAL</b>	—	—	—	—	—	<b>9,87,595</b>	<b>13,23,352</b>	<b>18,41,143</b>	<b>14,80,654</b>	<b>11,06,497</b>
<b>Total value of Fresh Fruits and Vegetables—</b>										
United Kingdom . . . . .	—	—	—	—	—	1,22,724	1,25,678	1,51,686	79,661	52,021
Gibraltar . . . . .	—	—	—	—	—	..	..	2,364	..	..
Palestine . . . . .	—	—	—	—	—	1,010	4,512	13,347	24,268	24,106
Bahrein Islands . . . . .	—	—	—	—	—	495	116	1,869	22	90
Maldives . . . . .	—	—	—	—	—	1,36,507	94,713	67,419	68,232	41,849
Ceylon . . . . .	—	—	—	—	—	95,282	76,419	2,03,188	1,61,081	204,561
Straits Settlements (includ- ing Labuan) . . . . .	—	—	—	—	—	9,89,275	8,65,233	8,33,569	8,00,627	5,39,819
Hongkong . . . . .	—	—	—	—	—	16,718	15,498	6,821	9,913	15,675
Cape of Good Hope . . . . .	—	—	—	—	—	1,849	217	232	1,044	..
Natal . . . . .	—	—	—	—	—	20,485	20,854	32,870	28,752	28,145
Rhodesia . . . . .	—	—	—	—	—	..	..	1,012	..	..
Zanzibar and Pemba . . . . .	—	—	—	—	—	327	1,751	290	593	901
Kenya Colony . . . . .	—	—	—	—	—	55,046	1,80,642	2,64,251	64,794	83,257
Tanganyika Territory . . . . .	—	—	—	—	—	18	1,390	..	..	12
Anglo-Egyptian Sudan . . . . .	—	—	—	—	—	..	1,480	..	..	..
Western Australia . . . . .	—	—	—	—	—	11,773	9,007	..	9,532	4,434
South Australia (including Northern Territory) . . . . .	—	—	—	—	—	15	21	780	..	808
Victoria . . . . .	—	—	—	—	—	1,637	100	7,895	1,526	10,945
Tasmania . . . . .	—	—	—	—	—	..	2,325	93	486	..
New South Wales . . . . .	—	—	—	—	—	..	232	7,425	449	4,963
Australian Commonwealth (Total) . . . . .	—	—	—	—	—	13,425	10,685	16,173	11,593	21,150
Other British Possessions . . . . .	—	—	—	—	—	29	5	951	447	948
<b>TOTAL BRITISH EMPIRE</b>	—	—	—	—	—	<b>14,58,190</b>	<b>18,99,243</b>	<b>16,46,042</b>	<b>12,51,427</b>	<b>10,12,534</b>

No. 13—continued

ARTICLES, AND COUNTRIES OF CONSIGNMENT; ALSO SHARE OF EACH PROVINCE	QUANTITY					VALUE				
	1927-28	1928-29	1929-30	1930-31	1931-32	1927-28	1928-29	1929-30	1930-31	1931-32
<i>Fruits and Vegetables—continued</i>										
<i>Fresh Fruits and Vegetables</i>						R	R	R	R	R
<i>—concluded</i>										
<i>Total value of Fresh Fruits</i>										
<i>and Vegetables—continued</i>										
Netherlands . . . . .	—	—	—	—	—	..	..	3,128	..	5
France . . . . .	—	—	—	—	—	2,636	3,508	4,988	22,526	14,230
Spain . . . . .	—	—	—	—	—	2,577	7,203	9,779	7,363	7,558
Italy . . . . .	—	—	—	—	—	9,18,800	11,14,070	14,30,500	13,19,122	9,58,880
Austria	—	—	—	—	—	85	..	77,859	16,612	575
Serb-Croat Slovene State (Jugo-Slavia)	—	—	—	—	—	..	..	..	..	..
Mascat Territory and Trucial Oman . . . . .	—	—	—	—	—	61,966	21,259	31,757	41,485	34,414
Iraq . . . . .	—	—	—	—	—	6,210	1,680	3,321	1,581	1,030
Persia . . . . .	—	—	—	—	—	1,140	610	..	13	2,622
Java . . . . .	—	—	—	—	—	..	5,844	495	194	95
Slam . . . . .	—	—	—	—	—	963	214	320	5,903	210
Indo China (including Cochin China, Cambodia, Anam, Tonkin and French leased territories in China)	—	—	—	—	—	40	45	..	1,663	10
China (exclusive of Hongkong and Macao)	—	—	—	—	—	1,880	14,319	9,078	8,976	11,655
Japan . . . . .	—	—	—	—	—	35,146	19,840	26,677	33,169	48,151
Egypt . . . . .	—	—	—	—	—	1,235	5,836	54,013	80,314	68,322
Portuguese East Africa	—	—	—	—	—	5,731	6,636	4,856	841	7,923
United States of America— Via Atlantic Coast . . . . .	—	—	—	—	—	2,102	1,504	1,184	27,934	1,14,124
.. Pacific .. . . .	—	—	—	—	—	13,292	7,289	55,018	2,47,163	3,30,886
Other Foreign Countries . . . . .	—	—	—	—	—	32	424	103	375	17
<b>TOTAL FOREIGN COUNTRIES</b>	—	—	—	—	—	10,53,785	12,13,933	17,18,576	18,15,234	16,50,708
<i>Share of Bengal . . . . .</i>	—	—	—	—	—	1,55,680	1,27,994	1,32,237	2,39,599	3,32,558
.. Bombay . . . . .	—	—	—	—	—	7,84,119	11,52,665	15,22,361	11,45,202	9,25,783
.. Sind . . . . .	—	—	—	—	—	3,20,916	2,46,324	3,33,369	4,02,405	2,39,308
.. Madras . . . . .	—	—	—	—	—	1,09,236	95,915	2,55,891	1,60,027	2,27,590
.. Burma . . . . .	—	—	—	—	—	11,36,924	9,89,773	10,55,710	10,69,431	8,55,080
<b>TOTAL</b>	—	—	—	—	—	25,06,925	26,13,173	33,59,618	30,66,661	26,63,342
<i>Fruits and Vegetables; dried, salted or preserved, not being canned or bottled—</i>										
Almonds (L B)— United Kingdom . . . . .	Tons 6	Tons 32	Tons 18	Tons 9	Tons 7	23,501	49,966	43,374	19,714	18,936
Palentine . . . . .	4	..	..	..	..	3,100	..	..	..	..
Aden and Dependencies . . . . .	8	12	11	7	13	12,912	14,040	12,964	7,121	11,859
Straits Settlements (including Labuan) . . . . .	3	..	..	..	1	5,405	1,189	806	181	835
Hongkong . . . . .	1	..	1	..	1	4,047	2,172	2,829	2,986	2,774
Other British Possessions . . . . .	..	..	..	..	..	3	9	25	15	33
<b>TOTAL BRITISH EMPIRE</b>	22	44	30	16	22	53,968	67,976	59,998	30,017	34,437
Georgia . . . . .	..	..	104	9	..	..	..	1,51,704	14,220	..
Belgium . . . . .	..	..	..	..	10	..	..	29	..	5,670
Luxemburg . . . . .	..	5	..	..	..	..	4,886	..	..	..
France . . . . .	1,642	1,174	317	193	468	12,54,194	9,59,942	2,50,632	1,17,237	2,45,426
Portugal . . . . .	..	..	7	..	..	..	..	6,180	..	..
Spain . . . . .	17	217	162	310	725	15,279	1,60,120	1,33,252	2,07,324	3,77,049
Switzerland . . . . .	..	..	5	..	..	..	..	4,037	..	..
Italy . . . . .	2,269	2,150	3,367	2,576	329	18,23,977	14,51,072	23,24,006	14,50,321	5,13,850
Austria . . . . .	5	..	..	..	10	2,309	..	..	..	3,333
Czechoslovakia . . . . .	5	..	..	..	..	5,204	..	..	..	..
Greece . . . . .	224	393	321	59	37	1,43,463	2,66,509	2,13,534	42,750	16,410
Syria . . . . .	..	15	..	..	100	..	8,041	..	..	52,523
Smyrna . . . . .	..	5	..	..	..	..	2,869	..	..	..
Azerbaijan	..	..	16	..	..	..	..	27,384	..	..
Mascat Territory and Trucial Oman . . . . .	..	2	..	1	6	9	525	4	421	7,861
Iraq . . . . .	37	136	124	299	22	1,58,797	2,30,041	2,10,611	4,71,295	29,793
Persia . . . . .	1,225	1,172	1,020	823	903	13,32,458	13,10,417	11,75,469	8,80,350	8,33,281
Egypt . . . . .	195	211	..	..	66	1,15,070	1,23,814	..	17	32,791
Other Foreign Countries . . . . .	..	2	1	..	..	15	700	994	44	31
<b>TOTAL FOREIGN COUNTRIES</b>	5,569	5,432	5,444	4,275	3,181	48,60,780	45,73,936	44,97,336	31,84,479	21,16,959

GENERAL IMPORTS

ARTICLES, AND COUNTRIES OF CONSIGNMENT; ALSO SHARE OF EACH PROVINCE	QUANTITY					VALUE				
	1927-28	1928-29	1929-30	1930-31	1931-32	1927-28	1928-29	1929-30	1930-31	1931-32
<b>Fruits and Vegetables—continued</b>						R	R	R	R	R
<i>Fruits and Vegetables; dried, salted, or preserved, not being canned or bottled—continued</i>										
<b>Almonds (I. B)—continued</b>	Tons	Tons	Tons	Tons	Tons					
Share of Bengal . . . . .	180	157	303	392	331	1,55,602	1,27,642	2,69,749	2,47,320	1,83,311
" Bombay . . . . .	5,306	5,268	5,039	3,816	2,536	46,63,931	44,32,262	41,51,034	28,93,995	19,28,601
" Sind . . . . .	98	94	122	74	28	69,676	52,881	1,04,955	51,062	18,911
" Madras . . . . .	6	7	11	9	7	21,389	25,458	28,145	18,208	17,361
" Burma . . . . .	1	..	1	..	1	4,151	3,669	3,951	3,381	3,116
<b>TOTAL</b>	<b>5,591</b>	<b>5,526</b>	<b>5,474</b>	<b>4,291</b>	<b>3,203</b>	<b>49,14,748</b>	<b>46,41,912</b>	<b>45,57,854</b>	<b>32,14,406</b>	<b>21,51,421</b>
<b>Currants and raisins (I. B)—</b>	Tons	Tons	Tons	Tons	Tons					
United Kingdom . . . . .	16	18	11	7	10	14,069	18,362	13,016	9,428	11,271
Ceylon . . . . .	..	2	3	2	..	81	1,298	1,560	260	71
Straits Settlements (including Labuan) . . . . .	..	..	15	15	2	53	249	8,563	3,537	1,119
Hongkong . . . . .	..	2	..	..	1	..	550	152	1,317	1,561
South Australia (including Northern Territory) . . . . .	..	..	3	7	12	..	..	1,911	3,194	6,116
Victoria . . . . .	3	11	5	9	15	4,052	8,634	4,743	5,820	9,241
New South Wales . . . . .	..	..	..	..	1	..	..	..	..	301
Australian Commonwealth (Total) . . . . .	3	11	8	16	28	4,052	8,634	6,654	9,014	15,671
Other British Possessions . . . . .	..	..	..	..	..	21	47	7	..	41
<b>TOTAL BRITISH EMPIRE</b>	<b>19</b>	<b>33</b>	<b>37</b>	<b>40</b>	<b>41</b>	<b>19,176</b>	<b>29,140</b>	<b>20,952</b>	<b>28,606</b>	<b>29,824</b>
Spain . . . . .	..	..	..	..	1	2	..	..	..	1,050
France . . . . .	..	1	..	2	1	..	961	397	1,214	441
Italy . . . . .	6	3	5	9	5	4,244	1,836	2,405	2,637	2,469
Austria . . . . .	3	2	2	..	..	2,267	1,814	1,014	32	..
Roumania . . . . .	2	..	..	..	..	2,500	..	..	..	..
Greece . . . . .	17	40	60	50	36	9,827	20,924	32,748	21,962	20,618
Turkey, Asiatic . . . . .	..	..	4	3	..	..	..	1,889	1,875	..
Smyrna . . . . .	..	..	..	4	..	..	..	..	1,487	..
Maskat Territory and Trucial Oman . . . . .	1	23	..	..	..	65	6,945	..	..	..
Iraq . . . . .	3	0	4	27	22	877	1,391	915	11,111	2,568
Persia . . . . .	695	757	772	904	999	2,01,104	2,03,305	2,00,218	2,32,022	2,19,962
China (exclusive of Hongkong and Macao) . . . . .	3	10	5	4	..	2,062	6,329	3,555	4,395	793
Egypt . . . . .	..	5	2	..	2	30	3,100	1,087	..	1,600
United States of America—Via Atlantic Coast . . . . .	1	19	..	..	..	924	0,033	62	102	345
" Pacific . . . . .	..	1	..	5	10	224	1,404	703	2,579	8,239
Other Foreign Countries . . . . .	..	4	..	..	..	..	943	297	27	33
<b>TOTAL FOREIGN COUNTRIES</b>	<b>731</b>	<b>871</b>	<b>851</b>	<b>1,098</b>	<b>1,076</b>	<b>2,24,124</b>	<b>2,60,085</b>	<b>2,45,293</b>	<b>2,60,133</b>	<b>2,57,223</b>
Share of Bengal . . . . .	6	28	23	26	15	7,395	19,510	14,757	13,895	9,279
" Bombay . . . . .	709	834	828	992	1,025	2,18,510	2,44,859	2,31,243	2,50,265	2,45,533
" Sind . . . . .	27	24	9	84	50	10,813	8,444	4,773	20,022	9,160
" Madras . . . . .	6	10	11	13	12	4,538	10,653	10,439	7,945	10,342
" Burma . . . . .	2	3	20	24	15	1,994	6,669	14,033	16,612	12,727
<b>TOTAL</b>	<b>750</b>	<b>904</b>	<b>894</b>	<b>1,138</b>	<b>1,117</b>	<b>2,48,800</b>	<b>2,90,125</b>	<b>2,75,245</b>	<b>3,08,739</b>	<b>2,87,047</b>
<b>Dates (I. B)—</b>	Tons	Tons	Tons	Tons	Tons					
United Kingdom . . . . .	1	410	52	..	7	61	80,044	10,385	39	1,414
Bahrain Islands . . . . .	1,151	1,166	1,359	756	1,030	2,57,496	2,55,400	2,73,562	1,36,022	1,58,583
Maldives . . . . .	..	25	5	2	..	..	3,540	1,000	480	..
Ceylon . . . . .	10	3	7	45	18	2,117	835	1,665	5,409	2,870
Straits Settlements (including Labuan) . . . . .	13	4	5	..	3	3,767	2,268	1,883	318	534
Hongkong . . . . .	18	26	35	5	3	6,448	11,936	16,666	2,824	737
Zanzibar and Pemba . . . . .	..	..	..	14	10	..	..	..	2,000	1,370
Kenya Colony . . . . .	..	11	..	..	..	..	1,774	..	..	..
Other British Possessions . . . . .	..	2	..	1	3	91	415	105	116	611
<b>TOTAL BRITISH EMPIRE</b>	<b>1,198</b>	<b>1,647</b>	<b>1,463</b>	<b>823</b>	<b>1,074</b>	<b>2,69,980</b>	<b>3,56,262</b>	<b>3,05,266</b>	<b>1,47,248</b>	<b>1,66,105</b>

No. 13—continued

ARTICLES, AND COUNTRIES OF CONSIGNMENT; ALSO SHARE OF EACH PROVINCE	QUANTITY					VALUE				
	1927-28	1928-29	1929-30	1930-31	1931-32	1927-28	1928-29	1929-30	1930-31	1931-32
<b>Fruits and Vegetables— continued</b>						R	R	R	R	R
<i>Fruits and Vegetables; dried, salted, or preserv- ed, not being canned or bottled—continued</i>										
<b>Dates (I. B)—continued</b>	Tons	Tons	Tons	Tons	Tons					
France . . . . .	7	6	11	..	..	1,070	1,120	2,000	142	..
Italy . . . . .	..	6	5	36	25	..	1,300	1,360	4,260	2,730
Austria . . . . .	3	..	..	..	1	1,000	..	..	..	300
Turkey, Asiatic . . . . .	9	..	87	14	11	1,330	..	13,246	1,480	1,758
Maskat Territory and Tru- cial Oman . . . . .	7,071	7,624	7,811	6,063	8,311	18,48,898	17,31,080	18,45,527	14,08,780	16,39,771
Other Native States in Arabia . . . . .	568	593	438	182	170	1,40,926	89,844	88,171	31,627	30,600
Iraq . . . . .	50,664	35,978	42,660	45,221	41,451	77,03,794	52,72,441	57,86,843	44,79,475	40,13,517
Persia . . . . .	5,010	3,248	3,438	3,204	3,485	9,01,848	5,46,835	6,35,936	4,22,662	4,92,942
Java . . . . .	..	..	9	..	55	..	..	2,455	..	6,195
China (exclusive of Hongkong and Macao) . . . . .	6	1	3	2	4	2,939	307	1,186	1,052	1,540
Morocco . . . . .	..	..	16	..	..	..	..	3,000	..	..
United States of America— Via Atlantic Coast . . . . .	..	25	24	..	..	..	4,933	5,422	..	..
„ Pacific „ . . . . .	..	1	..	..	..	..	1,195	..	..	..
Other Foreign Countries . . . . .	..	..	2	..	..	25	..	460	..	3
<b>TOTAL FOREIGN COUNTRIES</b>	<b>63,338</b>	<b>47,542</b>	<b>54,634</b>	<b>54,722</b>	<b>53,513</b>	<b>1,06,01,880</b>	<b>76,49,115</b>	<b>83,85,556</b>	<b>63,49,488</b>	<b>61,91,406</b>
<b>Shares of Bengal . . . . .</b>	<b>132</b>	<b>252</b>	<b>725</b>	<b>670</b>	<b>1,003</b>	<b>33,715</b>	<b>64,905</b>	<b>1,33,771</b>	<b>1,47,899</b>	<b>1,34,534</b>
„ Bombay . . . . .	41,267	28,423	32,473	34,065	31,905	76,32,312	53,97,064	59,43,026	45,67,795	44,99,760
„ Sind . . . . .	19,415	17,323	18,748	18,130	19,069	27,38,556	22,22,746	22,13,948	15,44,580	14,89,723
„ Madras . . . . .	6,693	2,661	3,034	2,635	2,607	4,08,490	3,06,179	3,26,337	2,29,787	2,32,471
„ Burma . . . . .	24	30	37	45	3	3,237	14,433	13,190	6,675	1,023
<b>TOTAL</b>	<b>64,531</b>	<b>49,189</b>	<b>50,087</b>	<b>55,545</b>	<b>54,587</b>	<b>1,03,71,860</b>	<b>80,05,377</b>	<b>86,90,822</b>	<b>64,96,736</b>	<b>63,57,511</b>
<b>Other sorts (I. B)—</b>	Tons	Tons	Tons	Tons	Tons					
United Kingdom . . . . .	23	33	33	16	39	33,963	32,833	44,494	25,114	34,835
Aden and Dependences . . . . .	..	..	..	..	10	..	..	..	..	2,359
Bahrain Islands . . . . .	..	1	..	..	..	32	1,302	48	16	25
Ceylon . . . . .	33	54	91	147	148	5,692	6,162	13,295	17,645	23,964
Straits Settlements (includ- ing Labuan) . . . . .	917	337	519	527	497	2,01,932	1,17,663	1,18,504	1,04,652	1,03,802
Hongkong . . . . .	400	317	324	468	382	2,29,073	1,73,808	1,95,032	3,20,487	1,48,127
Natal . . . . .	1	..	..	1	..	962	137	66	1,359	160
Zanzibar and Pemba . . . . .	..	..	86	..	..	..	..	7,455	210	..
Kenya Colony . . . . .	2	8	258	273	433	482	864	25,000	26,132	45,561
South Australia (including Northern Territory) . . . . .	..	..	1	..	..	..	..	525	..	..
Victoria . . . . .	8	5	34	10	12	3,088	6,525	6,973	9,377	8,333
Tasmania . . . . .	..	2	2	10	1	769	1,998	1,033	1,627	697
New South Wales . . . . .	..	1	..	..	..	460	1,228	1,097	..	253
Queensland Australian Commonwealth (Total) . . . . .	3	3	37	20	13	9,693	9,751	10,273	11,004	9,233
Other British Possessions . . . . .	1	..	..	..	2	451	50	456	..	474
<b>TOTAL BRITISH EMPIRE</b>	<b>1,385</b>	<b>753</b>	<b>1,343</b>	<b>1,452</b>	<b>1,494</b>	<b>4,32,280</b>	<b>3,42,570</b>	<b>4,14,688</b>	<b>5,06,660</b>	<b>3,69,735</b>
Germany . . . . .	..	5	..	..	5	425	1,322	533	2	2,000
Netherlands . . . . .	..	..	..	76	..	255	..	..	7,269	..
Belgium . . . . .	..	10	1	..	..	244	4,074	761	8	15
France . . . . .	1	5	12	5	1	3,453	5,361	15,832	8,085	3,062
Spain . . . . .	2	1	..	1	2	3,256	3,701	1,390	587	2,322
Italy . . . . .	1,793	586	172	176	893	2,97,325	1,44,123	68,065	56,946	1,64,267
Austria . . . . .	28	21	..	..	1	9,310	3,119	..	37	245
Greece . . . . .	200	353	264	289	251	70,220	1,41,108	1,05,532	1,09,788	98,937
Turkey, European . . . . .	..	2	..	..	..	93	1,433	199	..	..
Smyrna . . . . .	..	3	3	2	1	..	1,930	1,938	1,404	993
Maskat Territory and Tru- cial Oman . . . . .	7	9	18	15	18	3,917	4,074	7,688	5,566	6,377

GENERAL IMPORTS

( 178 )

No. 13—continued

ARTICLES, AND COUNTRIES OF CONSIGNMENT; ALSO SHARE OF EACH PROVINCE	QUANTITY					VALUE				
	1927-28	1928-29	1929-30	1930-31	1931-32	1927-28	1928-29	1929-30	1930-31	1931-32
<b>Fruits and Vegetables— continued</b>						R	R	R	R	R
<b>Fruits and Vegetables: dried, salted, or preserved, not being canned or bottled— continued</b>										
Other sorts (I. B)—continued	Tons	Tons	Tons	Tons	Tons					
Other Native States in Arabia . . . . .	..	4	..	..	1		1,694	22	1	9
Iraq . . . . .	4	..	1	11	2	3,913	345	1,802	10,332	2,9
Perals	253	235	137	286	182	3,26,949	3,06,920	1,49,560	3,16,525	1,37,5
China (exclusive of Hongkong and Macao) . . . . .	102	82	83	215	61	49,663	34,861	33,579	32,087	16,3
Japan . . . . .	20	4	1	8	6	9,185	1,872	3,158	7,055	2,8
Egypt . . . . .	23	321	10	10	100	6,377	30,844	4,621	3,441	42,9
Portuguese East Africa . . . . .	3,450	2,400	5,781	5,801	8,467	3,61,823	2,20,762	5,57,307	6,39,943	10,88,8
United States of America— Via Atlantic Coast . . . . .	14	17	2	20	8	5,636	13,791	3,582	13,991	7,0
“ Pacific ” . . . . .	23	10	34	57	41	21,150	8,155	63,256	53,016	39,6
Other Foreign Countries . . . . .	1	..	..	1	..	895	139	178	452	8
<b>TOTAL FOREIGN COUNTRIES</b>	<b>5,921</b>	<b>4,067</b>	<b>6,518</b>	<b>6,973</b>	<b>10,100</b>	<b>11,74,508</b>	<b>9,46,228</b>	<b>9,88,661</b>	<b>12,65,484</b>	<b>16,18,2</b>
<i>Share of Bengal</i> . . . . .	9	30	38	48	23	18,797	24,725	37,766	60,124	24,3
“ Bombay ” . . . . .	6,692	3,784	6,678	6,334	9,863	10,43,734	3,02,331	9,14,363	11,06,394	15,21,4
“ Sind ” . . . . .	83	114	69	95	103	50,749	85,339	43,245	62,586	37,7
“ Madras ” . . . . .	108	107	215	729	737	60,182	53,782	48,768	1,16,325	1,43,6
“ Burma ” . . . . .	1,424	700	766	719	363	4,78,416	3,23,621	3,58,697	4,34,325	2,60,2
<b>TOTAL</b>	<b>7,306</b>	<b>4,825</b>	<b>7,806</b>	<b>8,425</b>	<b>11,594</b>	<b>16,56,378</b>	<b>12,88,798</b>	<b>14,03,839</b>	<b>17,72,153</b>	<b>19,87,9</b>
<b>Total Fruits and Vegetables: dried, salted, or preserved, not being canned or bottled—</b>	<b>Tons</b>	<b>Tons</b>	<b>Tons</b>	<b>Tons</b>	<b>Tons</b>					
United Kingdom . . . . .	46	493	114	32	63	72,494	1,81,205	1,11,269	54,295	66,51
Palestine . . . . .	4	..	..	..	..	8,100	..	358	..	..
Aden and Dependencies . . . . .	8	14	11	8	26	13,024	15,055	19,069	7,241	14,86
Dahrein Islands . . . . .	1,151	1,167	1,359	756	1,030	2,57,523	2,56,758	2,73,628	1,36,042	1,58,50
Maldives . . . . .	..	25	5	2	..	..	3,540	1,000	480	..
Ceylon	42	59	101	194	106	7,893	8,295	16,527	23,325	26,99
Straits Settlements (includ- ing Labuan) . . . . .	933	341	539	542	503	2,11,157	1,21,369	1,29,316	1,13,738	1,06,45
Hongkong . . . . .	419	345	300	473	357	2,39,568	1,88,516	2,14,079	3,27,614	1,53,20
Natal . . . . .	1	..	..	1	..	962	137	73	1,359	16
Zanzibar and Pemba . . . . .	..	..	86	14	10	..	..	7,455	2,210	1,37
Kenya Colony . . . . .	2	19	258	273	433	482	2,638	25,000	26,162	46,56
South Australia (including Northern Territory) . . . . .	..	..	4	7	12	..	..	2,436	3,194	6,11
Victoria . . . . .	11	16	39	19	27	12,140	15,159	11,716	15,197	17,58
Tasmania . . . . .	..	2	2	10	1	709	1,998	1,688	1,627	69
New South Wales . . . . .	..	1	..	..	1	460	1,228	1,097	..	56
Queensland	..	..	..	..	..	376	..	..	..	..
<i>Australian Commonwealth (Total)</i> . . . . .	<i>11</i>	<i>19</i>	<i>46</i>	<i>33</i>	<i>41</i>	<i>13,745</i>	<i>18,335</i>	<i>16,932</i>	<i>20,018</i>	<i>24,90</i>
Other British Possessions . . . . .	1	..	..	..	2	451	50	98	36	48
<b>TOTAL BRITISH EMPIRE</b>	<b>2,619</b>	<b>2,482</b>	<b>2,878</b>	<b>2,331</b>	<b>2,631</b>	<b>8,25,404</b>	<b>7,95,948</b>	<b>8,09,904</b>	<b>7,12,540</b>	<b>6,00,10</b>
Georgia . . . . .	..	..	104	0	..	..	..	1,51,704	14,220	..
Germany . . . . .	..	7	..	..	5	425	2,522	583	2	2,001
Belgium . . . . .	..	10	1	..	10	244	4,074	790	8	5,681
Luxemburg . . . . .	..	5	..	..	..	..	4,886	..	..	..
France . . . . .	1,550	1,186	340	200	470	12,58,717	9,67,334	2,66,861	1,26,678	2,48,98
Spain . . . . .	10	218	162	311	728	18,535	1,63,821	1,84,642	2,08,411	3,80,42
Portugal . . . . .	..	..	7	..	..	..	..	6,180	..	..
Netherlands . . . . .	..	..	..	76	..	255	..	..	7,269	..
Switzerland . . . . .	..	..	5	..	..	..	..	4,087	225	66
Italy . . . . .	4,068	2,744	3,549	2,797	1,752	21,31,046	15,98,331	23,95,336	15,14,364	6,83,30
Austria . . . . .	39	23	2	..	12	14,886	9,933	1,014	69	3,87
Czechoslovakia . . . . .	5	..	..	..	..	5,204	..	..	..	..
Roumania . . . . .	2	..	..	..	..	2,500	..	..	..	..
Greece . . . . .	441	786	645	308	324	2,28,515	4,34,541	3,51,812	1,74,450	1,85,01
Turkey, European . . . . .	..	2	..	..	..	93	1,438	199	..	..
Turkey, Asiatic . . . . .	9	..	91	17	11	1,380	..	15,135	2,855	1,75
Syria . . . . .	..	15	..	..	100	..	8,041	..	..	52,52



No. 13—continued

ARTICLES, AND COUNTRIES OF CONSIGNMENT; ALSO SHARE OF EACH PROVINCE	QUANTITY					VALUE				
	1927-28	1928-29	1929-30	1930-31	1931-32	1927-28	1928-29	1929-30	1930-31	1931-32
	Tons	Tons	Tons	Tons	Tons	R	R	R	R	R
<b>Fruits and Vegetables</b> —continued										
<b>Total Fruits and Vegetables:</b> <i>dried, salted, or preserved,</i> <i>not being canned or bottled—</i> continued										
Smyrna	..	8	2	6	1	..	4,849	1,038	2,891	998
Maskat Territory and Trucial Oman	7,079	7,718	7,829	6,079	8,835	18,52,889	17,42,634	18,58,219	14,14,777	16,54,009
Other Native States in Arabia	568	597	488	182	171	1,40,926	91,538	88,196	81,029	81,501
Azerbaijan	..	..	16	..	..	..	..	27,384	..	..
Iraq	60,768	36,120	42,789	45,558	41,497	78,67,381	55,54,218	60,00,171	49,72,218	40,48,816
Persia	7,183	5,412	5,417	5,312	5,574	27,62,359	23,67,477	21,61,188	18,51,459	16,82,868
Java	1	..	9	1	55	801	159	2,594	236	8,315
China (exclusive of Hong- kong and Macao)	111	98	92	221	65	54,714	41,407	39,170	37,555	18,729
Japan	20	8	1	8	6	9,210	2,792	3,452	7,056	2,883
Egypt	218	537	12	10	228	1,21,477	1,62,758	5,708	3,458	77,909
Morocco	..	..	16	..	..	..	..	3,000	..	..
Portuguese East Africa United States of America— Via Atlantic Coast	3,450	2,400	5,781	5,801	8,467	3,61,823	2,26,762	5,57,812	6,39,948	10,88,801
" Pacific "	15	61	26	20	8	6,560	29,807	9,084	14,197	7,880
" Pacific "	23	12	34	62	51	21,398	10,754	33,964	55,594	47,903
Other Foreign Countries	..	..	2	..	..	94	3	568	25	80
<b>TOTAL FOREIGN COUNTRIES</b>	<b>75,559</b>	<b>57,962</b>	<b>67,420</b>	<b>67,068</b>	<b>67,870</b>	<b>1,68,61,882</b>	<b>1,84,30,264</b>	<b>1,41,17,336</b>	<b>1,10,79,584</b>	<b>1,01,83,830</b>
Share of Bengal	327	467	1,094	1,135	1,377	2,15,509	2,36,782	5,11,043	4,59,238	3,52,011
" Bombay	52,974	33,309	46,011	45,707	46,629	1,36,13,987	1,08,76,516	1,12,39,666	88,18,379	81,95,447
" Sind	19,623	18,055	18,948	18,383	19,250	28,69,793	23,69,410	23,67,521	18,78,849	15,55,699
" Madras	3,813	2,875	3,421	3,386	3,363	4,94,649	3,96,072	4,14,239	3,74,765	4,03,720
" Burma	1,441	738	324	788	882	4,92,348	3,47,432	3,94,871	4,60,893	2,77,164
<b>TOTAL</b>	<b>78,178</b>	<b>60,444</b>	<b>70,298</b>	<b>69,399</b>	<b>70,501</b>	<b>1,76,86,786</b>	<b>1,42,26,212</b>	<b>1,49,27,240</b>	<b>1,17,92,124</b>	<b>1,07,83,931</b>
<b>Total value of Fruits and Vegetables—</b>										
United Kingdom	—	—	—	—	—	1,95,218	3,06,883	2,62,955	1,33,950	1,18,531
Gibraltar	—	—	—	—	—	..	..	2,364	..	450
Palestine	—	—	—	—	—	9,110	4,512	13,705	24,268	24,106
Aden and Dependencies	—	—	—	—	—	13,031	15,055	13,174	7,247	14,929
Bahrain Islands	—	—	—	—	—	2,58,023	2,56,874	2,75,497	1,36,064	1,58,658
Maldives	—	—	—	—	—	1,36,507	98,258	68,419	68,712	41,850
Ceylon	—	—	—	—	—	1,03,175	84,714	2,19,716	1,84,406	2,31,494
Straits Settlements (includ- ing Labuan)	—	—	—	—	—	12,00,432	9,86,652	10,13,885	9,14,365	6,46,271
Hongkong	—	—	—	—	—	2,56,286	2,04,014	2,21,500	3,37,627	1,68,878
Cape of Good Hope	—	—	—	—	—	1,849	267	232	1,044	..
Natal	—	—	—	—	—	21,447	20,991	32,943	30,111	28,305
Rhodesia	—	—	—	—	—	..	..	1,012	..	..
Zanzibar and Pemba	—	—	—	—	—	327	1,751	7,745	2,808	2,271
Kenya Colony	—	—	—	—	—	55,528	1,83,280	2,89,251	90,976	1,29,823
Tanganyika Territory	—	—	—	—	—	18	1,390	..	..	12
Anglo-Egyptian Sudan	—	—	—	—	—	..	1,480	..	..	..
Western Australia South Australia (including Northern Territory)	—	—	—	—	—	11,773	8,007	..	9,532	4,434
Victoria	—	—	—	—	—	15	21	3,196	3,194	6,924
Victoria	—	—	—	—	—	13,777	15,259	19,611	16,723	28,525
Tasmania	—	—	—	—	—	769	4,323	1,776	2,113	697
New South Wales	—	—	—	—	—	460	1,460	8,522	449	5,531
Queensland Australian Commonwealth (Total)	—	—	—	—	—	376	..	..	..	..
Other British Possessions	—	—	—	—	—	27,170	29,070	33,105	32,011	46,111
<b>TOTAL BRITISH EMPIRE</b>	<b>—</b>	<b>—</b>	<b>—</b>	<b>—</b>	<b>—</b>	<b>22,78,594</b>	<b>21,95,191</b>	<b>24,55,946</b>	<b>19,68,967</b>	<b>16,12,685</b>
Georgia	—	—	—	—	—	..	..	1,51,704	14,220	..
Germany	—	—	—	—	—	425	2,642	583	346	2,000
Netherlands	—	—	—	—	—	255	..	3,128	7,269	5
Belgium	—	—	—	—	—	254	4,074	790	20	5,085
Luxemburg	—	—	—	—	—	..	4,886	..	..	..
France	—	—	—	—	—	12,61,353	9,70,892	2,78,849	1,40,204	2,63,161
Spain	—	—	—	—	—	21,112	1,71,024	1,44,421	2,15,774	3,87,973
Portugal	—	—	—	—	—	..	..	6,180	..	..
Switzerland	—	—	—	—	—	..	..	4,095	225	663
Italy	—	—	—	—	—	30,49,846	27,12,401	38,26,336	28,33,436	16,42,246

ARTICLES AND COUNTRIES OF CONSIGNMENT; ALSO SHARE OF EACH PROVINCE	QUANTITY					VALUE				
	1927-28	1928-29	1929-30	1930-31	1931-32	1927-28	1928-29	1929-30	1930-31	1931-32
						R	R	R	R	R
<b>Fruits and Vegetables— concluded.</b>										
<i>Total value of Fruits and Vegetables—continued</i>						14,921	10,225	78,873	16,681	4,4
Austria . . . . .	—	—	—	—	—	2,500	..	..	..	..
Roumania . . . . .	—	—	—	—	—	5,204	..	..	..	..
Czechoslovakia . . . . .	—	—	—	—	—	..	3,652	..	..	..
Serb-Croat Slovene State (Jugo-Slavia) . . . . .	—	—	—	—	—	2,28,515	4,34,541	3,51,822	1,74,460	1,35,0
Greece . . . . .	—	—	—	—	—	93	1,483	199	..	..
Turkey, European . . . . .	—	—	—	—	—	..	..	27,384	..	..
Azerbaijan . . . . .	—	—	—	—	—	1,830	..	15,135	2,855	1,7
Turkey, Asiatic . . . . .	—	—	—	—	—	..	8,041	..	..	52,5
Syria . . . . .	—	—	—	—	—	..	4,849	1,038	2,801	9
Smyrna . . . . .	—	—	—	—	—	..	..	..	..	..
Maskat Territory and Trucial Oman . . . . .	—	—	—	—	—	19,14,855	17,68,893	18,84,976	14,56,262	16,88,4
Other Native States in Arabia . . . . .	—	—	—	—	—	1,40,926	91,542	88,236	31,698	31,5
Iraq . . . . .	—	—	—	—	—	78,78,591	55,55,898	60,08,992	49,78,794	40,49,8
Persia . . . . .	—	—	—	—	—	27,68,499	23,68,087	21,61,183	18,51,472	16,85,4
Java . . . . .	—	—	—	—	—	801	6,008	3,089	480	8,4
Siam . . . . .	—	—	—	—	—	1,057	217	820	5,928	2
Indo-China (including Coch- China, Cambodia, Annam, Tonkin and French leased territories in China)	—	—	—	—	—	40	45	..	1,663	1
China (exclusive of Hongkong and Macao) . . . . .	—	—	—	—	—	56,544	55,816	48,248	46,591	30,81
Japan . . . . .	—	—	—	—	—	44,856	22,632	30,129	40,225	51,01
Egypt . . . . .	—	—	—	—	—	1,22,712	1,68,594	59,721	88,772	1,45,61
Morocco . . . . .	—	—	—	—	—	..	..	3,000	..	..
Portuguese East Africa . . . . .	—	—	—	—	—	3,67,554	2,38,398	5,62,668	6,40,734	10,96,72
United States of America Via Atlantic Coast . . . . .	—	—	—	—	—	8,662	31,311	10,268	42,131	1,21,56
„ Pacific „ . . . . .	—	—	—	—	—	34,690	18,048	88,982	3,02,757	4,23,78
Other Foreign Countries . . . . .	—	—	—	—	—	22	8	618	..	6
<b>TOTAL FOREIGN COUNTRIES</b>	—	—	—	—	—	1,79,15,117	1,46,44,197	1,58,30,912	1,28,94,618	1,18,84,58
<i>Share of Bengal . . . . .</i>	—	—	—	—	—	3,71,189	3,64,776	6,43,330	7,42,834	7,14,56
„ Bombay . . . . .	—	—	—	—	—	1,43,98,106	1,20,29,181	1,27,61,927	99,63,581	91,21,26
„ Sind . . . . .	—	—	—	—	—	31,90,709	26,16,234	27,60,890	20,31,254	18,44,96
„ Madras . . . . .	—	—	—	—	—	6,03,935	4,91,987	6,70,130	5,34,792	6,31,31
„ Burma . . . . .	—	—	—	—	—	16,29,772	13,37,210	14,50,531	15,30,324	11,35,15
<b>TOTAL</b>	—	—	—	—	—	2,01,93,711	1,68,39,388	1,82,86,858	1,48,58,785	1,34,47,17
<b>Furniture and Cabinetware—</b>										
<i>Bedsteads (III. G)—</i>										
United Kingdom . . . . .	—	—	—	—	—	4,01,751	3,68,462	3,79,555	2,94,361	1,94,58
Ceylon . . . . .	—	—	—	—	—	5,831	6,597	4,698	5,021	2,72
Straits Settlements (includ- ing Labuan) . . . . .	—	—	—	—	—	5,649	7,315	5,588	6,771	7,36
Canada—										
Via Atlantic Coast . . . . .	—	—	—	—	—	..	..	1,573	..	12
Other British Possessions . . . . .	—	—	—	—	—	647	437	93	544	45
<b>TOTAL BRITISH EMPIRE</b>	—	—	—	—	—	4,13,878	3,82,311	3,91,502	3,08,697	2,05,20
Germany . . . . .	—	—	—	—	—	5,029	3,767	4,005	240	2,41
France . . . . .	—	—	—	—	—	2,838	575	2,372	725	4,82
Belgium . . . . .	—	—	—	—	—	101	400	..	2,029	69
Austria . . . . .	—	—	—	—	—	1,934	1,864	3,468	1,454	69
Czechoslovakia . . . . .	—	—	—	—	—	..	40	5,046	2,741	2,12
China (exclusive of Hongkong and Macao) . . . . .	—	—	—	—	—	136	4,111	655	682	34
United States of America—										
Via Atlantic Coast . . . . .	—	—	—	—	—	1,62,086	1,62,943	1,54,782	68,249	45,18
„ Pacific „ . . . . .	—	—	—	—	—	538	1,538	..	..	..
Other Foreign Countries . . . . .	—	—	—	—	—	334	481	1,173	1,240	48
<b>TOTAL FOREIGN COUNTRIES</b>	—	—	—	—	—	1,72,998	1,80,719	1,71,501	77,360	56,26
<i>Share of Bengal . . . . .</i>	—	—	—	—	—	1,14,528	88,105	90,989	77,752	33,85
„ Bombay . . . . .	—	—	—	—	—	1,90,015	1,86,259	2,06,422	98,305	1,02,35
„ Sind . . . . .	—	—	—	—	—	56,095	49,176	45,677	39,323	41,13
„ Madras . . . . .	—	—	—	—	—	99,412	95,265	1,24,680	85,101	52,29
„ Burma . . . . .	—	—	—	—	—	1,26,324	1,44,725	95,235	85,076	31,32
<b>TOTAL</b>	—	—	—	—	—	5,86,874	5,63,530	5,68,008	3,84,057	2,61,46

No. 13—continued

ARTICLES, AND COUNTRIES OF CONSIGNMENT; ALSO SHARE OF EACH PROVINCE	QUANTITY					VALUE				
	1927-28	1928-29	1929-30	1930-31	1931-32	1927-28	1928-29	1929-30	1930-31	1931-32
<b>Furniture and Cabinetware</b> —continued.						R	R	R	R	R
<b>Furniture of wood (other than bedsteads) (III. G)—</b>										
United Kingdom . . . . .	—	—	—	—	—	3,61,896	3,25,562	3,57,282	3,67,243	1,93,845
Ceylon . . . . .	—	—	—	—	—	23,930	21,141	21,867	24,068	12,284
Straits Settlements (includ- ing Labuan) . . . . .	—	—	—	—	—	20,597	18,422	12,176	11,177	10,646
Hongkong . . . . .	—	—	—	—	—	5,562	932	6,153	4,880	1,373
Natal . . . . .	—	—	—	—	—	73	1,983	..	122	120
Kenya Colony . . . . .	—	—	—	—	—	190	142	84	2,341	821
Canada— Vid Atlantic Coast . . . . .	—	—	—	—	—	..	..	..	449	6,468
South Australia . . . . .	—	—	—	—	—	..	..	..	..	70
Victoria . . . . .	—	—	—	—	—	..	200	..	..	1,396
Queensland . . . . .	—	—	—	—	—	..	..	..	..	250
New South Wales . . . . .	—	—	—	—	—	..	8	2	34	11,910
Australian Commonwealth (Total) . . . . .	—	—	—	—	—	..	208	2	34	13,626
Other British Possessions . . . . .	—	—	—	—	—	551	966	441	1,667	827
<b>TOTAL BRITISH EMPIRE</b>	—	—	—	—	—	4,12,799	3,69,356	3,93,005	4,11,981	2,40,010
Finland . . . . .	—	—	—	—	—	..	..	..	2,507	3,300
Estonia . . . . .	—	—	—	—	—	6,512	17,699	29,694	16,184	25,031
Sweden . . . . .	—	—	—	—	—	1,945	730	706	1,011	850
Norway . . . . .	—	—	—	—	—	..	2,010	70	..	450
Poland (including Dantzig). . . . .	—	—	—	—	—	18,787	12,838	13,958	21,200	23,299
Germany . . . . .	—	—	—	—	—	43,995	41,209	32,319	33,190	70,899
Netherlands . . . . .	—	—	—	—	—	1,119	265	2,000	1,555	113
Belgium . . . . .	—	—	—	—	—	3,398	2,875	1,292	1,254	1,510
France . . . . .	—	—	—	—	—	33,212	20,566	1,61,835	87,541	21,440
Switzerland . . . . .	—	—	—	—	—	1,932	..	..	790	814
Italy . . . . .	—	—	—	—	—	15,338	16,893	24,237	31,609	11,974
Austria . . . . .	—	—	—	—	—	41,489	26,342	16,054	14,799	30,826
Hungary . . . . .	—	—	—	—	—	..	..	..	13,308	1,443
Czechoslovakia . . . . .	—	—	—	—	—	47,545	41,645	93,063	52,904	33,324
Serb-Croat Slovene State (Jugo-Slavia) . . . . .	—	—	—	—	—	5,007	2,304	8,611	9,132	6,368
Greece . . . . .	—	—	—	—	—	1,953	..	..	..	..
Iraq . . . . .	—	—	—	—	—	..	249	2,460	123	319
Java . . . . .	—	—	—	—	—	25	305	164	1,567	92
Persia . . . . .	—	—	—	—	—	2,859	510	..	69	..
China (exclusive of Hong- kong and Macao) . . . . .	—	—	—	—	—	1,310	2,076	1,954	2,381	4,536
Japan . . . . .	—	—	—	—	—	1,31,937	35,656	30,564	24,073	16,694
Egypt . . . . .	—	—	—	—	—	1,334	220	776	313	263
United States of America— Vid Atlantic Coast . . . . .	—	—	—	—	—	46,051	64,212	54,230	46,125	40,459
„ Pacific „ . . . . .	—	—	—	—	—	..	..	908	92	131
Other Foreign Countries . . . . .	—	—	—	—	—	2,037	563	489	483	151
<b>TOTAL FOREIGN COUNTRIES</b>	—	—	—	—	—	4,18,810	2,33,227	4,31,239	3,62,714	3,04,596
Share of Bengal . . . . .	—	—	—	—	—	93,960	1,15,497	1,32,383	1,57,830	95,695
„ Bombay . . . . .	—	—	—	—	—	4,13,201	3,13,823	5,70,265	3,30,739	3,12,918
„ Sind . . . . .	—	—	—	—	—	1,49,734	1,15,065	41,240	62,324	65,634
„ Madras . . . . .	—	—	—	—	—	1,00,472	74,307	33,033	1,36,944	42,626
„ Burma . . . . .	—	—	—	—	—	69,192	33,391	51,713	36,353	27,713
<b>TOTAL</b>	—	—	—	—	—	8,31,609	6,57,583	8,79,204	7,74,695	5,44,606

GENERAL IMPORTS

( 182 )

No. 13—continued

ARTICLES, AND COUNTRIES OF CONSIGNMENT; ALSO SHARE OF EACH PROVINCE	QUANTITY					VALUE				
	1927-28	1928-29	1929-30	1930-31	1931-32	1927-28	1928-29	1929-30	1930-31	1931-32
						R	R	R	R	R
<b>Furniture and Cabinet- ware—continued.</b>										
<i>Furniture of other materials (other than bedsteads) (III. G)—</i>										
United Kingdom . . . . .	—	—	—	—	—	5,86,879	6,06,929	6,52,284	5,06,430	4,26,890
Aden and Dependencies . . . . .	—	—	—	—	—	1,414	5	90	19	..
Ceylon . . . . .	—	—	—	—	—	7,888	8,851	15,842	20,458	18,412
Straits Settlements (including Labuan) . . . . .	—	—	—	—	—	50,165	32,023	18,859	26,539	36,193
Hongkong . . . . .	—	—	—	—	—	2,767	2,088	2,097	740	5,716
Canada—										
Via Atlantic Coast . . . . .	—	—	—	—	—	..	27	30	4,936	330
Western Australia . . . . .	—	—	—	—	—	..	..	..	48	..
South Australia (including Northern Territory) . . . . .	—	—	—	—	—	945	829	..	..	..
Victoria . . . . .	—	—	—	—	—	..	25	500	..	7
New South Wales . . . . .	—	—	—	—	—	77	503	..	61	11,478
<i>Australian Commonwealth (Total)</i> . . . . .	—	—	—	—	—	1,022	1,357	500	109	11,480
Other British Possessions . . . . .	—	—	—	—	—	517	818	1,505	1,008	677
<b>TOTAL BRITISH EMPIRE</b>	—	—	—	—	—	6,00,452	6,52,088	6,90,707	5,60,240	4,90,248
Poland (including Danzig) . . . . .	—	—	—	—	—	217	950	705	1,294	787
Estonia . . . . .	—	—	—	—	—	..	..	..	2,270	346
Germany . . . . .	—	—	—	—	—	43,284	93,343	80,857	26,214	31,704
Netherlands . . . . .	—	—	—	—	—	914	4,734	30	462	464
Belgium . . . . .	—	—	—	—	—	1,064	5,169	15,401	7,150	6,084
France . . . . .	—	—	—	—	—	36,996	19,952	28,104	75,074	64,968
Italy . . . . .	—	—	—	—	—	2,830	31,898	6,998	41,711	2,424
Austria . . . . .	—	—	—	—	—	2,330	2,766	1,504	4,693	..
Czechoslovakia . . . . .	—	—	—	—	—	3,882	744	5,285	1,806	10,681
Turkey, European . . . . .	—	—	—	—	—	..	14,041	..	..	..
China (exclusive of Hong- kong and Macao) . . . . .	—	—	—	—	—	10,510	6,706	6,357	2,048	1,269
Japan . . . . .	—	—	—	—	—	79,285	2,94,183	3,57,246	1,60,684	39,324
Egypt . . . . .	—	—	—	—	—	22,460	542	95	57	256
United States of America—										
Via Atlantic Coast . . . . .	—	—	—	—	—	1,64,023	3,58,061	3,55,558	1,62,917	1,07,434
" Pacific " . . . . .	—	—	—	—	—	12	1,208	719	501	191
Other Foreign Countries . . . . .	—	—	—	—	—	2,330	926	1,511	2,287	1,256
<b>TOTAL FOREIGN COUNTRIES</b>	—	—	—	—	—	3,70,067	3,35,211	3,30,408	4,38,018	2,67,188
Share of Bengal . . . . .	—	—	—	—	—	2,44,070	6,16,156	6,90,721	3,37,122	1,66,327
" Bombay . . . . .	—	—	—	—	—	4,84,543	5,06,766	4,65,778	3,26,496	3,68,799
" Sind . . . . .	—	—	—	—	—	37,994	81,158	69,102	58,791	49,872
" Madras . . . . .	—	—	—	—	—	68,563	1,55,949	2,37,952	2,13,263	90,827
" Burma . . . . .	—	—	—	—	—	1,35,349	1,27,271	1,97,662	1,12,556	90,611
<b>TOTAL</b>	—	—	—	—	—	9,70,519	14,87,299	15,51,115	10,48,258	7,66,436

No. 13—continued

ARTICLES, AND COUNTRIES OF CONSIGNMENT; ALSO SHARE OF EACH PROVINCE	QUANTITY					VALUE				
	1927-28	1928-29	1929-30	1930-31	1931-32	1927-28	1928-29	1929-30	1930-31	1931-32
<b>Furniture and Cabinet- ware—continued</b>						R	R	R	R	R
<i>Mouldings (III. G.)—</i>										
United Kingdom . . . . .	—	—	—	—	—	13,917	9,942	11,257	7,376	23,943
Ceylon . . . . .	—	—	—	—	—	5	5	29	1,040	683
Hongkong . . . . .	—	—	—	—	—	..	15	1,027	1,696	13
New South Wales . . . . .	—	—	—	—	—	..	..	..	..	1,148
Other British Possessions . . . . .	—	—	—	—	—	517	..	25	..	308
<b>TOTAL BRITISH EMPIRE</b>	—	—	—	—	—	<b>14,430</b>	<b>9,962</b>	<b>12,048</b>	<b>11,012</b>	<b>26,095</b>
Finland . . . . .	—	—	—	—	—	..	..	..	10,926	1,298
Norway . . . . .	—	—	—	—	—	..	2,646	11,613	20,002	26,750
Poland (including Dantzic) . . . . .	—	—	—	—	—	50,459	1,02,434	35,371	46,744	21,542
Germany . . . . .	—	—	—	—	—	4,87,411	6,90,159	5,22,604	3,25,574	1,94,616
Belgium . . . . .	—	—	—	—	—	3,015	61	..	8,947	69,432
Italy . . . . .	—	—	—	—	—	77,139	1,66,595	1,61,966	1,19,545	84,576
Czechoslovakia . . . . .	—	—	—	—	—	1,032	..	2,179	3,990	7,303
Armenia . . . . .	—	—	—	—	—	..	..	..	1,340	..
Native States in Arabia other than Muskat Territory and Trucial Oman . . . . .	—	—	—	—	—	..	..	..	1,890	..
Persia . . . . .	—	—	—	—	—	2,090	..	..	..	..
Japan . . . . .	—	—	—	—	—	15,068	3,929	9,584	4,823	760
United States of America—										
<i>Via Atlantic Coast</i> . . . . .	—	—	—	—	—	20,450	13,038	15,924	5,345	2,672
<i>" Pacific "</i> . . . . .	—	—	—	—	—	..	..	..	351	2,378
Other Foreign Countries . . . . .	—	—	—	—	—	1,755	342	75	1,334	789
<b>TOTAL FOREIGN COUNTRIES</b>	—	—	—	—	—	<b>6,58,419</b>	<b>9,79,264</b>	<b>7,90,116</b>	<b>5,54,711</b>	<b>4,12,116</b>
<i>Share of Bengal</i> . . . . .	—	—	—	—	—	1,05,363	1,02,551	1,19,363	56,313	51,328
<i>" Bombay</i> . . . . .	—	—	—	—	—	2,97,538	4,38,626	3,06,580	2,36,273	1,65,615
<i>" Sind</i> . . . . .	—	—	—	—	—	37,466	43,371	73,672	35,657	58,366
<i>" Madras</i> . . . . .	—	—	—	—	—	1,39,019	3,11,349	2,35,601	2,06,410	1,53,075
<i>" Burma</i> . . . . .	—	—	—	—	—	42,912	31,329	37,348	30,570	9,827
<b>TOTAL</b>	—	—	—	—	—	<b>6,72,858</b>	<b>9,89,226</b>	<b>7,73,064</b>	<b>5,65,723</b>	<b>4,38,211</b>
<b>Total value of Furniture and Cabinetware—</b>										
United Kingdom . . . . .	—	—	—	—	—	13,14,243	13,10,895	14,00,388	11,75,416	8,38,709
Aden and Dependencies . . . . .	—	—	—	—	—	1,494	185	234	389	160
Ceylon . . . . .	—	—	—	—	—	37,654	36,594	41,931	51,482	34,168
Straits Settlements (including Labuan) . . . . .	—	—	—	—	—	76,921	57,760	36,943	44,487	54,513
Federated Malay States . . . . .	—	—	—	—	—	427	546	50	1,089	404
Hongkong . . . . .	—	—	—	—	—	3,329	3,070	9,377	7,503	7,377
Natal . . . . .	—	—	—	—	—	361	2,541	1,023	829	128
Kenya Colony . . . . .	—	—	—	—	—	566	351	569	2,762	11,231
Canada—										
<i>Via Atlantic Coast</i> . . . . .	—	—	—	—	—	136	52	1,603	5,385	9,975
Western Australia . . . . .	—	—	—	—	—	..	..	..	48	..
South Australia (including Northern Territory) . . . . .	—	—	—	—	—	975	869	..	..	70
Victoria . . . . .	—	—	—	—	—	174	225	500	..	1,403
New South Wales . . . . .	—	—	—	—	—	77	511	2	95	24,531
<i>Australian Commonwealth (Total)</i> . . . . .	—	—	—	—	—	1,226	1,605	502	143	26,004
Other British Possessions . . . . .	—	—	—	—	—	212	618	337	514	950
<b>TOTAL BRITISH EMPIRE</b>	—	—	—	—	—	<b>14,41,568</b>	<b>14,14,217</b>	<b>14,93,162</b>	<b>12,89,980</b>	<b>9,70,550</b>

GENERAL IMPORTS

No. 13—continued.

ARTICLES, AND COUNTRIES OF CONSIGNMENT; ALSO SHARE OF EACH PROVINCE	QUANTITY					VALUE				
	1927-28	1928-29	1929-30	1930-31	1931-32	1927-28	1928-29	1929-30	1930-31	1931-32
						R	R	R	R	R
<b>Furniture and Cabinetware—concluded</b>										
<i>Total value of Furniture and Cabinetware—continued</i>										
Finland . . . . .	—	—	—	—	—	..	..	..	12,833	5,098
Estonia . . . . .	—	—	—	—	—	6,512	17,899	29,694	18,454	25,377
Sweden . . . . .	—	—	—	—	—	1,945	1,131	789	1,306	1,443
Norway . . . . .	—	—	—	—	—	..	4,656	11,683	20,002	27,200
Poland (including Dantzic) .	—	—	—	—	—	69,463	1,16,272	50,534	69,238	50,628
Germany . . . . .	—	—	—	—	—	5,84,719	8,33,478	6,40,085	3,85,218	2,99,638
Netherlands . . . . .	—	—	—	—	—	2,033	5,291	2,030	2,495	771
Belgium . . . . .	—	—	—	—	—	7,573	8,505	16,893	19,356	77,718
France . . . . .	—	—	—	—	—	78,490	41,143	1,92,476	1,63,640	90,729
Switzerland . . . . .	—	—	—	—	—	1,972	150	130	790	814
Italy . . . . .	—	—	—	—	—	95,307	2,14,394	1,93,638	1,93,437	98,930
Austria . . . . .	—	—	—	—	—	46,529	30,972	21,026	20,946	31,737
Hungary . . . . .	—	—	—	—	—	..	..	..	13,308	1,448
Czechoslovakia . . . . .	—	—	—	—	—	52,409	42,429	1,11,428	65,941	58,430
Serb-Croat Slovene State (Jugo-Slavia)	—	—	—	—	—	5,007	2,304	8,611	9,132	6,368
Greece . . . . .	—	—	—	—	—	1,953	..	..	..	..
Turkey, European . . . . .	—	—	—	—	—	..	14,041	..	..	..
Armenia . . . . .	—	—	—	—	—	..	..	..	1,340	..
Native States in Arabia other than Muskat Territory and Trucial Oman	—	—	—	—	—	30	107	117	1,628	36
Iraq . . . . .	—	—	—	—	—	1,072	743	2,784	374	504
Persia . . . . .	—	—	—	—	—	5,397	530	288	303	593
Java . . . . .	—	—	—	—	—	380	340	164	1,865	100
China (exclusive of Hong-kong and Macao)	—	—	—	—	—	12,971	12,893	8,966	5,611	6,150
Japan . . . . .	—	—	—	—	—	2,26,270	3,33,768	3,97,604	1,89,642	56,836
Egypt . . . . .	—	—	—	—	—	24,299	812	371	370	524
United States of America—Via Atlantic Coast	—	—	—	—	—	3,92,610	5,98,314	5,80,494	2,82,036	1,05,745
„ Pacific „ . . . . .	—	—	—	—	—	550	2,746	1,627	944	2,700
Other Foreign Countries . . . . .	—	—	—	—	—	2,801	703	1,582	2,564	594
<b>TOTAL FOREIGN COUNTRIES</b>	—	—	—	—	—	16,20,292	22,83,421	22,78,314	14,82,603	10,40,161
<i>Share of Bengal</i>	—	—	—	—	—	5,63,421	9,29,309	9,33,956	6,29,517	3,47,108
„ Bombay . . . . .	—	—	—	—	—	13,85,357	14,95,473	15,49,045	10,39,813	9,49,633
„ Sind . . . . .	—	—	—	—	—	2,81,339	2,92,770	2,19,691	1,97,095	2,15,060
„ Madras . . . . .	—	—	—	—	—	4,57,466	6,37,370	6,81,921	6,41,718	3,38,894
„ Burma . . . . .	—	—	—	—	—	3,74,277	3,41,716	3,31,663	2,64,590	1,59,975
<b>TOTAL</b>	—	—	—	—	—	30,61,860	36,97,638	37,66,476	27,72,733	20,10,720
<b>Gelatine (III. V)—</b>										
United Kingdom . . . . .	Cwts. 724	Cwts. 324	Cwts. 265	Cwts. 325	Cwts. 222	71,632	43,410	35,249	38,631	32,832
Victoria . . . . .	..	..	..	..	..	..	..	82	..	..
New South Wales . . . . .	101	..	23	..	..	8,967	37	1,950	..	..
Australian Commonwealth (Total) . . . . .	101	..	23	..	..	8,967	37	2,032	..	..
Other British Possessions . . . . .	..	..	..	..	1	..	..	..	2	41
<b>TOTAL BRITISH EMPIRE</b>	825	324	288	325	223	80,599	43,447	37,281	38,633	32,878
Germany . . . . .	45	75	94	175	49	4,923	7,520	6,982	12,347	5,031
Netherlands . . . . .	..	13	15	19	11	13	1,210	1,444	1,978	1,145
Belgium . . . . .	5	40	23	26	107	235	2,730	1,749	1,941	8,175
France . . . . .	37	33	96	84	131	4,202	4,631	10,518	7,497	11,361
Switzerland . . . . .	68	288	315	295	216	6,210	26,149	30,057	26,932	20,337
Italy . . . . .	73	15	21	46	18	7,334	1,782	2,092	3,373	1,796
Japan . . . . .	236	313	79	282	224	12,479	17,054	5,594	15,373	11,276
Other Foreign Countries . . . . .	4	3	4	..	5	350	415	888	89	904
<b>TOTAL FOREIGN COUNTRIES</b>	468	785	652	907	761	35,796	61,491	59,324	70,030	60,136
<i>Share of Bengal</i>	98	95	173	351	171	7,930	7,238	14,246	23,693	13,994
„ Bombay . . . . .	378	772	528	535	573	67,349	67,889	48,808	45,197	46,356
„ Sind . . . . .	37	126	92	103	65	17,140	18,163	16,017	16,593	10,699
„ Madras . . . . .	220	66	113	157	96	21,289	7,610	10,313	14,243	10,649
„ Burma . . . . .	10	50	29	30	79	2,687	14,038	7,136	8,932	11,210
<b>TOTAL</b>	1,293	1,109	940	1,232	984	1,16,395	1,04,938	96,605	1,08,668	93,008

No. 13—continued

ARTICLES, AND COUNTRIES OF CONSIGNMENT; ALSO SHARE OF EACH PROVINCE	QUANTITY					VALUE				
	1927-28	1928-29	1929-30	1930-31	1931-32	1927-28	1928-29	1929-30	1930-31	1931-32
						₹	₹	₹	₹	₹
<b>Glass and Glassware—</b>										
<i>Bangles (III. H)—</i>										
United Kingdom . . . . .	—	—	—	—	—	1,497	4,029	47	10,441	4,065
Ceylon . . . . .	—	—	—	—	—	85	1,401	249	249	226
Straits Settlements (including Labuan) . . . . .	—	—	—	—	—	2,899	1,063	609	47	302
Hongkong . . . . .	—	—	—	—	—	22,346	40,321	65,950	28,490	2,963
Other British Possessions . . . . .	—	—	—	—	—	..	50	1	..	245
<b>TOTAL BRITISH EMPIRE</b>	—	—	—	—	—	26,800	46,854	66,856	34,227	7,801
<b>Russia —</b>										
Northern Russia . . . . .	—	—	—	—	—	..	345	..	..	..
Southern Russia . . . . .	—	—	—	—	—	..	..	..	1,026	..
Germany . . . . .	—	—	—	—	—	12,60,669	6,62,759	1,66,850	64,244	62,006
France . . . . .	—	—	—	—	—	..	31,380	7,607	..	..
Italy . . . . .	—	—	—	—	—	26,550	12,121	27,970	36,702	14,223
Austria . . . . .	—	—	—	—	—	50,431	29,599	79,773	66,164	4,544
Hungary . . . . .	—	—	—	—	—	..	3,000	..	..	..
Czechoslovakia . . . . .	—	—	—	—	—	49,52,458	45,44,961	55,75,205	27,24,716	17,29,397
Albania . . . . .	—	—	—	—	—	..	..	..	5,543	..
China (exclusive of Hongkong and Macao) . . . . .	—	—	—	—	—	70,608	96,627	1,03,952	74,154	1,05,467
Japan . . . . .	—	—	—	—	—	25,64,227	22,47,932	24,04,896	19,83,615	15,07,662
Other Foreign Countries . . . . .	—	—	—	—	—	142	760	..	5	..
<b>TOTAL FOREIGN COUNTRIES</b>	—	—	—	—	—	89,25,085	70,29,434	84,56,213	49,56,169	34,43,299
<i>Share of Bengal</i>	—	—	—	—	—	26,43,487	22,34,603	20,86,575	11,32,705	6,82,936
„ <i>Bombay</i>	—	—	—	—	—	46,95,964	43,75,340	54,77,542	31,91,231	23,90,562
„ <i>Sind</i>	—	—	—	—	—	29,392	25,933	22,267	26,217	5,623
„ <i>Madras</i>	—	—	—	—	—	15,23,479	10,00,036	8,30,714	5,93,902	3,61,505
„ <i>Burma</i>	—	—	—	—	—	60,072	40,476	55,971	41,291	10,469
<b>TOTAL</b>	—	—	—	—	—	89,51,885	76,76,438	85,23,069	49,90,896	34,51,100
<b>Beads and false Pearls (III. H)—</b>										
United Kingdom . . . . .	30	38	20	33	25	5,003	11,617	4,720	10,396	9,265
Hongkong . . . . .	16	..	..	..	..	1,040	96	71	392	813
Other British Possessions . . . . .	2	14	..	1	2	1,111	1,655	411	823	1,191
<b>TOTAL BRITISH EMPIRE</b>	48	52	20	34	27	7,154	13,368	5,202	11,611	11,269
Germany . . . . .	2,414	2,727	1,669	944	496	2,49,328	2,46,402	1,75,127	1,16,729	57,510
Belgium . . . . .	10	19	16	7	..	6,091	5,850	3,507	380	122
France . . . . .	118	107	625	46	38	54,000	1,36,371	77,387	63,353	23,622
Spain . . . . .	18	36	8	11	41	11,072	12,478	18,965	15,104	45,497
Switzerland . . . . .	4	..	14	..	..	1,247	..	1,617	..	..
Italy . . . . .	9,340	8,986	12,477	4,778	4,908	5,13,096	4,85,671	5,57,392	1,99,871	1,85,384
Austria . . . . .	1,185	2,051	1,163	401	128	1,30,680	2,06,257	1,55,483	55,622	17,385
Hungary . . . . .	66	..	..	..	..	16,533	..	..	..	..
Czechoslovakia . . . . .	6,283	6,216	7,256	4,047	1,960	8,89,784	9,03,865	11,35,254	6,00,918	2,03,299
China (exclusive of Hongkong and Macao) . . . . .	69	75	45	1	..	3,684	4,517	2,893	471	475
Japan . . . . .	11,212	14,103	14,014	8,745	7,926	7,76,963	10,25,619	9,33,029	5,06,023	3,37,460
Egypt . . . . .	1	..	..	1	..	1,975	102	..	166	52
<b>United States of America—</b>										
<i>Via Atlantic Coast</i>	..	..	..	..	..	..	..	..	..	1,070
„ <i>Pacific</i>	..	..	..	..	..	..	..	..	..	2
Other Foreign Countries . . . . .	1	8	..	7	2	193	1,020	450	1,016	250
<b>TOTAL FOREIGN COUNTRIES</b>	80,726	84,328	37,237	18,938	15,470	26,55,096	30,28,152	30,55,904	15,60,163	9,32,123
<i>Share of Bengal</i>	13,614	13,376	15,327	7,950	7,356	10,69,121	11,20,073	12,63,934	5,23,107	3,64,199
„ <i>Bombay</i>	13,714	16,638	16,752	7,942	6,838	10,77,353	12,49,030	11,45,480	6,25,963	4,30,809
„ <i>Sind</i>	1,160	1,552	1,344	1,404	365	2,38,672	2,99,326	2,39,793	2,30,741	69,493
„ <i>Madras</i>	2,118	2,963	2,851	1,242	726	2,58,340	3,34,183	3,46,842	1,35,109	43,579
„ <i>Burma</i>	163	301	533	484	212	13,264	33,353	65,057	51,564	35,312
<b>TOTAL</b>	80,774	84,380	37,307	19,022	15,497	26,62,250	30,41,520	30,61,106	15,71,774	9,43,397

GENERAL IMPORTS

ARTICLES, AND COUNTRIES OF CONSIGNMENT; ALSO SHARE OF EACH PROVINCE	QUANTITY					VALUE				
	1927-28	1928-29	1929-30	1930-31	1931-32	1927-28	1928-29	1929-30	1930-31	1931-32
	R	R	R	R	R	R	R	R	R	R
<b>Glass and Glassware— continued</b>										
<b>Bottles and Phials— Soda water bottles (III. H)— United Kingdom</b>	Gross 17,748	Gross 20,753	Gross 20,858	Gross 18,203	Gross 16,128	4,26,385	5,49,137	7,15,397	4,44,830	3,88,087
Straits Settlements (including Labuan)	26	7	4	87	41	318	221	95	000	1,054
Other British Possessions	4	10		2	31	105	390		50	077
<b>TOTAL BRITISH EMPIRE</b>	<b>17,778</b>	<b>20,770</b>	<b>20,862</b>	<b>18,242</b>	<b>16,200</b>	<b>4,26,808</b>	<b>5,49,848</b>	<b>7,15,492</b>	<b>4,45,780</b>	<b>3,88,118</b>
Sweden	800	523	636	946	2,108	10,716	9,464	16,336	21,440	35,594
Germany	26,660	26,924	27,711	17,450	17,347	7,35,703	7,20,731	7,23,612	4,68,047	4,50,116
Netherlands	50	1,091	1,456	50	50	715	20,622	28,148	785	666
Italy	144	15				3,892	404			
Austria		75		125			2,409		3,042	
Czechoslovakia	640	1,341	983		858	17,631	38,043	28,837		21,410
Japan	238	1,263	1,395	2,016	1,636	7,687	14,101	31,381	52,477	34,547
Java					22					1,101
United States of America— Via Atlantic Coast	1	73	47			43	1,229	799		
“ Pacific “		90			1		1,510			21
Other Foreign Countries	5	2	15	38	31	210	68	382	667	580
<b>TOTAL FOREIGN COUNTRIES</b>	<b>28,037</b>	<b>31,396</b>	<b>32,243</b>	<b>20,620</b>	<b>22,103</b>	<b>7,82,406</b>	<b>8,08,500</b>	<b>8,20,405</b>	<b>5,47,658</b>	<b>5,44,128</b>
Share of Bengal	8,423	9,481	11,193	7,476	6,211	2,42,112	2,54,398	3,04,257	2,01,468	1,65,123
“ Bombay	9,277	12,808	13,596	9,536	13,924	2,52,306	3,07,076	4,37,024	2,42,328	3,61,653
“ Sind	8,389	9,809	10,527	10,016	9,389	2,39,134	2,47,332	2,31,577	2,64,515	2,21,665
“ Madras	9,268	14,312	11,912	8,367	5,100	2,69,427	3,92,265	3,20,290	2,13,019	1,22,331
“ Burma	11,058	11,756	9,377	3,418	3,079	2,05,735	1,47,167	2,01,839	71,517	57,974
<b>TOTAL</b>	<b>46,415</b>	<b>58,166</b>	<b>62,105</b>	<b>38,862</b>	<b>38,308</b>	<b>12,09,214</b>	<b>13,58,238</b>	<b>15,44,987</b>	<b>9,93,447</b>	<b>9,29,246</b>
<b>Others (III. H)—</b>	Gross	Gross	Gross	Gross	Gross					
United Kingdom	54,738	44,304	55,520	46,808	16,129	2,85,226	2,53,119	3,10,520	2,41,130	84,036
Aden and Dependences	8	417			77	12	3,900			262
Ceylon	597	2,414	2,336	2,263	1,837	5,842	13,754	14,333	15,792	9,538
Straits Settlements (including Labuan)	11,016	14,112	12,440	8,233	6,912	81,478	85,098	58,338	40,193	36,187
Federated Malay States		169	102	23			1,062	591	239	
Hongkong	1,747	395	885	1,585	323	4,057	1,187	2,378	3,028	994
Other British Possessions	90	107	197	73	70	535	613	1,058	409	276
<b>TOTAL BRITISH EMPIRE</b>	<b>68,191</b>	<b>61,918</b>	<b>71,480</b>	<b>58,990</b>	<b>25,348</b>	<b>3,77,150</b>	<b>3,58,713</b>	<b>3,87,212</b>	<b>3,01,691</b>	<b>1,31,893</b>
Sweden	7,668	8,523	7,941	8,980	1,953	1,01,772	1,06,860	1,01,838	1,12,171	23,909
Norway	502	798				6,370	11,391			
Germany	68,430	76,535	64,375	60,458	61,155	4,97,993	5,35,932	4,90,669	3,89,621	4,80,950
Netherlands	334	2,227	1,645	856	86	5,457	37,308	25,399	14,509	1,300
Belgium	262	342	315	377	150	1,599	2,590	7,324	6,519	2,698
France	117	9	19	74	167	3,929	814	1,705	787	4,499
Italy	264	2	10		3	1,535	43	535		49
Austria	13	27		13	28	970	2,645	41	524	156
Czechoslovakia	52	26	40	175	1,014	883	1,302	906	4,400	3,837
Iraq	144	70	107	26	3	1,642	237	239	75	7
China (exclusive of Hongkong and Macao)	83	2,524	4,803	2,377	207	123	19,224	35,281	10,715	1,247
Japan	322,077	372,119	488,290	442,652	329,814	10,81,117	11,68,890	13,41,225	11,39,092	8,14,930
United States of America— Via Atlantic Coast	1,632	2,710	1,344	1,313	2,604	11,331	14,582	11,748	14,167	9,321
“ Pacific “			2	1	2			38	15	40
Other Foreign Countries	50	31	22	494	2	78	130	107	706	30
<b>TOTAL FOREIGN COUNTRIES</b>	<b>401,587</b>	<b>465,943</b>	<b>509,413</b>	<b>512,296</b>	<b>397,248</b>	<b>17,14,804</b>	<b>19,01,953</b>	<b>20,17,240</b>	<b>16,99,364</b>	<b>13,47,982</b>
Share of Bengal	161,388	207,789	300,969	267,824	203,858	8,48,643	8,29,915	10,98,858	8,46,507	5,70,632
“ Bombay	189,451	321,313	242,937	217,762	147,962	6,33,987	8,53,408	7,57,077	6,14,965	4,94,751
“ Sind	18,464	21,499	17,099	17,718	28,007	1,71,395	1,76,132	1,46,992	2,17,928	2,31,445
“ Madras	31,174	29,047	28,688	31,268	22,664	1,76,203	1,39,912	2,10,036	1,81,794	1,20,354
“ Burma	58,701	48,233	51,200	42,714	20,117	2,56,726	2,11,251	1,90,840	1,39,858	53,666
<b>TOTAL</b>	<b>469,778</b>	<b>527,861</b>	<b>640,893</b>	<b>577,236</b>	<b>422,596</b>	<b>20,91,954</b>	<b>22,60,666</b>	<b>24,04,453</b>	<b>20,01,955</b>	<b>14,79,875</b>



No. 13—continued.

ARTICLES, AND COUNTRIES OF CONSIGNMENT; ALSO SHARE OF EACH PROVINCE	QUANTITY					VALUE				
	1927-28	1928-29	1929-30	1930-31	1931-32	1927-28	1928-29	1929-30	1930-31	1931-32
<i>Glass and Glassware—continued</i>						R	R	R	R	R
<i>Bottles and Phials—continued.</i>										
<i>Total Bottles and Phials—</i>	Gross	Gross	Gross	Gross	Gross					
United Kingdom . . . . .	72,486	71,057	85,378	65,011	82,257	7,11,611	8,02,256	10,25,917	6,85,960	4,07,723
Aden and Dependencies . . . . .	8	417	..	..	93	12	3,900	..	..	757
Ceylon . . . . .	601	2,424	2,836	2,265	1,840	5,947	14,044	14,333	15,942	9,635
Straits Settlements (including Labuan) . . . . .	11,042	14,119	12,444	8,270	9,953	81,796	85,319	58,423	41,102	37,241
Federated Malay States . . . . .	..	169	102	28	..	..	1,062	591	230	..
Hongkong . . . . .	1,747	305	885	1,585	323	4,057	1,167	2,378	3,028	904
Other British Possessions . . . . .	90	107	197	73	82	535	613	1,058	409	661
<b>TOTAL BRITISH EMPIRE</b>	<b>85,969</b>	<b>88,688</b>	<b>101,342</b>	<b>77,232</b>	<b>41,548</b>	<b>8,03,958</b>	<b>9,08,361</b>	<b>11,02,705</b>	<b>7,47,480</b>	<b>5,17,011</b>
Sweden . . . . .	8,567	9,046	8,577	9,926	4,061	1,18,488	1,16,324	1,18,224	1,33,611	59,503
Norway . . . . .	502	798	..	..	..	6,370	11,391	..	..	..
Germany . . . . .	95,090	103,459	92,586	77,908	78,502	12,33,696	12,56,663	12,14,281	8,58,568	9,31,066
Netherlands . . . . .	384	3,308	3,101	906	136	6,172	57,930	53,547	15,204	1,966
Belgium . . . . .	266	343	315	377	181	1,737	2,928	7,382	6,510	3,278
France . . . . .	117	9	19	74	167	3,929	814	1,795	787	4,499
Italy . . . . .	408	17	10	..	3	5,227	452	535	..	49
Austria . . . . .	13	102	..	138	28	970	5,054	41	3,566	156
Czechoslovakia . . . . .	692	1,367	1,023	175	1,872	18,519	39,345	20,743	4,460	30,247
Iraq . . . . .	144	70	107	26	3	1,642	237	294	75	7
Java . . . . .	52	15	19	41	23	35	55	325	1,023	1,201
China (exclusive of Hongkong and Macao) . . . . .	83	2,524	4,808	2,377	267	123	19,224	35,281	16,715	1,247
Japan . . . . .	322,315	373,332	489,635	444,668	3,31,500	10,88,804	11,82,991	13,72,606	11,91,569	8,49,486
United States of America—										
<i>Via Atlantic Coast</i> . . . . .	1,833	2,783	1,391	1,313	2,004	11,374	15,811	12,547	14,167	9,321
<i>„ Pacific „</i> . . . . .	..	99	2	1	3	..	1,519	33	18	64
Other Foreign Countries . . . . .	8	17	8	486	1	124	105	151	650	20
<b>TOTAL FOREIGN COUNTRIES</b>	<b>430,224</b>	<b>497,339</b>	<b>601,656</b>	<b>538,916</b>	<b>4,1,351</b>	<b>24,97,210</b>	<b>27,10,543</b>	<b>23,46,735</b>	<b>22,47,022</b>	<b>18,92,110</b>
<i>Share of Bengal</i> . . . . .	170,411	217,250	312,162	265,299	210,667	10,90,755	10,84,313	14,03,115	17,47,975	7,35,755
<i>„ Bombay</i> . . . . .	208,723	234,121	261,533	227,348	161,376	8,91,793	11,60,432	11,94,701	8,57,296	3,56,434
<i>„ Sind</i> . . . . .	36,353	31,308	37,626	37,734	37,396	4,10,529	4,33,514	4,28,569	4,32,443	4,53,110
<i>„ Madras</i> . . . . .	40,442	43,359	40,600	39,635	27,764	4,45,630	5,82,177	5,30,376	3,95,413	2,53,133
<i>„ Burma</i> . . . . .	69,759	59,989	61,077	46,132	23,196	4,62,461	3,58,418	3,92,879	2,11,375	1,10,639
<b>TOTAL</b>	<b>516,193</b>	<b>536,027</b>	<b>702,398</b>	<b>616,148</b>	<b>480,899</b>	<b>33,01,168</b>	<b>36,18,904</b>	<b>39,49,440</b>	<b>29,94,502</b>	<b>24,09,121</b>
<i>Funnels, globes and glass parts of lamps (III, B)—</i>										
United Kingdom . . . . .	—	—	—	—	—	37,409	31,368	40,313	36,541	32,143
Straits Settlements (including Labuan) . . . . .	—	—	—	—	—	1,251	1,162	166	329	386
Other British Possessions . . . . .	—	—	—	—	—	392	424	145	700	258
<b>TOTAL BRITISH EMPIRE</b>	<b>—</b>	<b>—</b>	<b>—</b>	<b>—</b>	<b>—</b>	<b>39,052</b>	<b>32,954</b>	<b>40,624</b>	<b>37,570</b>	<b>32,787</b>
Latvia . . . . .	—	—	—	—	—	..	..	..	2,366	4,177
Sweden . . . . .	—	—	—	—	—	1,255	308	8	314	..
Germany . . . . .	—	—	—	—	—	10,84,318	9,46,374	9,45,283	4,82,584	3,42,681
Netherlands . . . . .	—	—	—	—	—	2,180	2,186	..	310	794
Belgium . . . . .	—	—	—	—	—	1,36,645	95,719	1,36,106	68,603	44,302
France . . . . .	—	—	—	—	—	1,659	3,341	1,399	2,125	744
Italy . . . . .	—	—	—	—	—	7,323	6,145	2,975	3,718	7,760
Austria . . . . .	—	—	—	—	—	1,31,638	1,64,652	1,77,345	1,22,606	62,317
Hungary . . . . .	—	—	—	—	—	..	1,080	1,101	322	156
Czechoslovakia . . . . .	—	—	—	—	—	1,15,699	60,503	1,17,610	91,259	1,18,272
Japan . . . . .	—	—	—	—	—	2,41,976	2,76,803	2,85,766	1,35,109	68,730

ARTICLES, AND COUNTRIES OF CONSIGNMENT; ALSO SHARE OF EACH PROVINCE	QUANTITY					VALUE				
	1927-28	1928-29	1929-30	1930-31	1931-32	1927-28	1928-29	1929-30	1930-31	1931-32
<b>Class and Glassware—</b>										
<i>contd.</i>										
<i>Funnels, globes and glass parts of lamps (III. H)—continued</i>										
United States of America—										
<i>Vid Atlantic Coast</i>	—	—	—	—	—	4,37,495	3,68,469	4,40,744	2,78,133	66,693
<i>" Pacific "</i>	—	—	—	—	—	348	..	..	..	..
Other Foreign Countries	—	—	—	—	—	389	780	412	587	348
<b>TOTAL FOREIGN COUNTRIES</b>	—	—	—	—	—	21,60,925	19,25,860	20,67,749	11,88,186	7,16,983
<i>Share of Bengal</i>	—	—	—	—	—	5,63,900	5,54,091	5,33,733	3,46,746	1,51,041
<i>" Bombay "</i>	—	—	—	—	—	8,61,386	7,81,701	7,02,176	3,74,208	2,45,452
<i>" Sind "</i>	—	—	—	—	—	2,36,364	1,41,182	1,64,765	1,16,027	75,479
<i>" Madras "</i>	—	—	—	—	—	3,50,125	3,48,205	5,23,973	3,11,082	2,25,340
<i>" Burma "</i>	—	—	—	—	—	2,03,202	1,33,135	1,23,726	75,693	62,458
<b>TOTAL</b>	—	—	—	—	—	22,19,977	19,58,314	21,08,373	12,25,756	7,49,770
<b>Scientific glassware (III. H)—</b>										
United Kingdom	—	—	—	—	—	37,005	46,510	34,535	37,638	30,177
Other British Possessions	—	—	—	—	—	976	..	..	110	135
<b>TOTAL BRITISH EMPIRE</b>	—	—	—	—	—	37,981	46,510	34,535	37,798	30,312
Norway	—	—	—	—	—	..	1,533	..	..	..
Germany	—	—	—	—	—	92,122	94,377	75,589	83,070	73,405
France	—	—	—	—	—	3,717	3,376	519	950	1,439
Switzerland	—	—	—	—	—	..	..	1,114	..	..
Italy	—	—	—	—	—	1,682	67	157	..	..
Austria	—	—	—	—	—	6,080	484	2,323	..	..
Czechoslovakia	—	—	—	—	—	2,605	..	1,148	1,988	2,058
Japan	—	—	—	—	—	24,297	16,759	12,354	12,186	8,123
United States of America—										
<i>Vid Atlantic Coast</i>	—	—	—	—	—	3,908	2,534	4,817	7,536	3,109
<i>" Pacific "</i>	—	—	—	—	—	..	66	315	..	23
Other Foreign Countries	—	—	—	—	—	238	40	218	..	122
<b>TOTAL FOREIGN COUNTRIES</b>	—	—	—	—	—	1,34,594	1,19,236	99,054	1,05,680	88,279
<i>Share of Bengal</i>	—	—	—	—	—	20,643	15,974	11,902	13,493	13,096
<i>" Bombay "</i>	—	—	—	—	—	64,325	59,746	43,170	42,699	24,679
<i>" Sind "</i>	—	—	—	—	—	55,749	49,147	40,524	44,666	37,679
<i>" Madras "</i>	—	—	—	—	—	18,560	20,640	24,459	24,181	32,146
<i>" Burma "</i>	—	—	—	—	—	13,298	20,239	13,534	18,439	11,000
<b>TOTAL</b>	—	—	—	—	—	1,72,575	1,65,746	1,33,589	1,43,478	1,18,591
<b>Sheet and Plate (III. H)—</b>										
United Kingdom	Sqr. feet	Sqr. feet	Sqr. feet	Sqr. feet	Sqr. feet					
	2,035,306	1,382,859	1,121,823	887,072	912,721	8,50,237	5,70,782	5,02,665	3,59,010	3,30,393
Other British Possessions	1,337	9,720	1,698	615	1,022	978	916	443	180	523
<b>TOTAL BRITISH EMPIRE</b>	2,036,643	1,392,579	1,123,521	887,687	913,743	8,51,215	5,71,698	5,03,108	3,59,190	3,30,916
Sweden	..	4,400	..	..	..	..	1,521	..	..	..
Germany	782,667	567,628	659,485	1,301,957	838,572	1,53,459	1,51,719	1,55,007	1,72,300	1,12,570
Netherlands	26,964	97,037	135,087	169,608	98,573	19,034	73,878	1,41,028	1,36,926	1,03,855
Belgium	20,182,859	19,949,106	16,049,000	14,502,247	10,548,904	18,49,274	19,74,760	18,73,860	14,36,179	11,51,302
France	42,360	103,594	187,790	142,093	92,816	36,427	37,250	61,106	32,672	25,882
Italy	22,598	1,410	..	60	150	3,453	714	..	148	133
Austria	103,103	30,320	23,454	600	..	26,378	6,714	4,674	378	..
Czechoslovakia	53,472	325,892	947,068	318,846	1,054,952	25,846	76,462	1,91,731	1,37,409	1,30,952
China (exclusive of Hongkong and Macao)	11,673	..	..	..	..	6,270	..	..	..	..
Japan	164,000	1,409,300	2,064,120	1,980,350	2,198,800	9,709	73,438	1,66,881	1,12,114	1,16,653
Other Foreign Countries	60	259	..	210	164	73	201	..	143	37
<b>TOTAL FOREIGN COUNTRIES</b>	21,388,756	22,488,946	21,071,004	18,915,971	14,832,981	21,34,022	23,96,657	25,04,287	20,28,359	16,41,384
<i>Share of Bengal</i>	7,537,530	3,186,370	6,586,115	6,885,502	4,249,787	7,61,903	3,38,649	7,94,063	6,79,397	4,54,696
<i>" Bombay "</i>	7,985,804	6,903,903	7,683,125	5,735,828	5,066,536	11,46,334	10,36,610	11,95,332	8,06,346	7,19,432
<i>" Sind "</i>	1,932,905	2,684,343	1,280,707	2,158,924	2,122,207	2,31,691	3,25,174	2,42,087	2,74,938	2,96,321
<i>" Madras "</i>	3,849,836	4,316,696	4,532,392	3,532,169	3,086,306	4,46,080	4,56,399	5,38,311	3,75,340	3,28,016
<i>" Burma "</i>	2,119,274	1,884,213	2,127,186	1,641,235	1,315,288	3,49,579	3,21,523	3,27,102	2,52,529	1,63,331
<b>TOTAL { Sqr. Feet</b>	23,425,399	23,881,525	22,194,525	19,803,658	15,746,674	29,86,137	29,68,356	30,97,395	23,87,549	19,72,300
<b>    = cwt.</b>	=286,491	=307,093	=269,466	=228,793	=187,048					

No. 13—continued

ARTICLES, AND COUNTRIES OF CONSIGNMENT; ALSO SHARE OF EACH PROVINCE	QUANTITY					VALUE				
	1927-28	1928-29	1929-30	1930-31	1931-32	1927-28	1928-29	1929-30	1930-31	1931-32
<b>Glass and Glassware— continued Tableware (including de- canters, tumblers, etc.) (III. II)—</b>						R	R	R	R	R
United Kingdom . . . . .	—	—	—	—	—	64,499	79,419	91,586	86,226	68,771
Ceylon . . . . .	—	—	—	—	—	..	..	..	..	1,179
New Zealand (including Nauru and British Samoa)	—	—	—	—	—	..	..	..	6,319	..
Other British Possessions . . . . .	—	—	—	—	—	1,274	1,553	1,240	422	680
<b>TOTAL BRITISH EMPIRE . . . . .</b>	—	—	—	—	—	<b>65,773</b>	<b>80,972</b>	<b>92,826</b>	<b>92,967</b>	<b>70,639</b>
Sweden . . . . .	—	—	—	—	—	8,258	5,507	8,540	5,185	2,189
Norway . . . . .	—	—	—	—	—	6,656	..	1,347	..	..
Germany . . . . .	—	—	—	—	—	95,447	1,03,920	1,15,168	1,10,987	72,872
Netherlands . . . . .	—	—	—	—	—	5,234	3,510	2,362	1,491	1,818
Belgium . . . . .	—	—	—	—	—	1,73,234	1,75,440	1,50,884	1,19,168	37,336
France . . . . .	—	—	—	—	—	2,338	6,846	685	2,991	15,311
Italy . . . . .	—	—	—	—	—	2,603	1,309	3,480	6,120	3,543
Austria . . . . .	—	—	—	—	—	23,694	7,695	10,888	5,176	4,857
Czechoslovakia . . . . .	—	—	—	—	—	23,659	24,950	23,051	21,704	29,505
China (exclusive of Hongkong and Macao) . . . . .	—	—	—	—	—	..	5	6,466	3,501	..
Japan . . . . .	—	—	—	—	—	5,30,354	6,81,123	9,03,701	5,74,360	3,48,639
United States of America— Via Atlantic Coast . . . . .	—	—	—	—	—	3,074	2,380	2,350	2,058	2,675
“ Pacific ” . . . . .	—	—	—	—	—	..	..	..	15	415
Other Foreign Countries . . . . .	—	—	—	—	—	38	196	1,348	116	713
<b>TOTAL FOREIGN COUNTRIES . . . . .</b>	—	—	—	—	—	<b>8,74,684</b>	<b>10,12,881</b>	<b>12,35,740</b>	<b>8,52,872</b>	<b>5,19,923</b>
<b>Share of Bengal . . . . .</b>	—	—	—	—	—	<b>49,381</b>	<b>56,344</b>	<b>1,31,345</b>	<b>91,756</b>	<b>42,089</b>
“ Bombay . . . . .	—	—	—	—	—	<b>3,76,326</b>	<b>5,27,434</b>	<b>6,13,133</b>	<b>4,50,525</b>	<b>2,61,162</b>
“ Sind . . . . .	—	—	—	—	—	<b>1,33,315</b>	<b>2,20,343</b>	<b>2,29,389</b>	<b>1,70,545</b>	<b>1,32,935</b>
“ Madras . . . . .	—	—	—	—	—	<b>53,658</b>	<b>40,525</b>	<b>1,02,743</b>	<b>84,321</b>	<b>54,429</b>
“ Burma . . . . .	—	—	—	—	—	<b>2,71,277</b>	<b>2,48,792</b>	<b>2,50,956</b>	<b>1,43,692</b>	<b>99,397</b>
<b>TOTAL . . . . .</b>	—	—	—	—	—	<b>9,40,457</b>	<b>10,93,653</b>	<b>13,23,566</b>	<b>9,45,339</b>	<b>5,90,562</b>
<b>Other Glassware (III. II)—</b>										
United Kingdom . . . . .	—	—	—	—	—	5,83,927	5,26,581	5,15,271	4,05,708	3,77,985
Ceylon . . . . .	—	—	—	—	—	2,374	4,806	8,121	9,706	7,967
Straits Settlements (includ- ing Labuan) . . . . .	—	—	—	—	—	6,636	6,404	16,565	11,945	10,141
Hongkong . . . . .	—	—	—	—	—	6,064	3,499	1,957	2,239	3,166
Other British Possessions . . . . .	—	—	—	—	—	950	1,510	795	1,097	1,255
<b>TOTAL BRITISH EMPIRE . . . . .</b>	—	—	—	—	—	<b>6,05,501</b>	<b>5,42,300</b>	<b>5,42,709</b>	<b>4,30,695</b>	<b>4,00,514</b>
Sweden . . . . .	—	—	—	—	—	6,565	8,406	2,831	2,598	1,580
Norway . . . . .	—	—	—	—	—	2,380	2,248	168	106	323
Germany . . . . .	—	—	—	—	—	7,35,841	6,10,502	5,70,952	4,61,984	3,61,762
Netherlands . . . . .	—	—	—	—	—	7,357	4,855	3,584	5,406	1,799
Belgium . . . . .	—	—	—	—	—	2,74,988	2,26,527	1,96,409	1,21,292	32,776
France . . . . .	—	—	—	—	—	95,393	1,15,829	1,26,770	51,648	27,962
Switzerland . . . . .	—	—	—	—	—	17	13,789	40,324	32,313	16,141
Italy . . . . .	—	—	—	—	—	34,581	21,240	19,226	26,830	37,844
Austria . . . . .	—	—	—	—	—	41,297	79,033	23,909	14,620	18,494
Czechoslovakia . . . . .	—	—	—	—	—	67,921	69,634	75,920	42,637	42,471
Iraq . . . . .	—	—	—	—	—	60	10	51	2,322	143
Persia . . . . .	—	—	—	—	—	850	396	3,113	1,819	1,439
Java . . . . .	—	—	—	—	—	1,064	20	..	78	10
China (exclusive of Hongkong and Macao) . . . . .	—	—	—	—	—	9,891	5,940	6,345	15,030	7,609
Japan . . . . .	—	—	—	—	—	16,40,141	14,54,331	12,93,773	9,56,872	9,65,135
Egypt . . . . .	—	—	—	—	—	1,269	72	105	23	175
Portuguese East Africa . . . . .	—	—	—	—	—	3,693	23	..	162	41
United States of America— Via Atlantic Coast . . . . .	—	—	—	—	—	76,619	70,227	70,385	50,954	45,392
“ Pacific ” . . . . .	—	—	—	—	—	25	201	3,391	93	42
Other Foreign Countries . . . . .	—	—	—	—	—	443	167	1,160	604	706
<b>TOTAL FOREIGN COUNTRIES . . . . .</b>	—	—	—	—	—	<b>30,00,900</b>	<b>[26,33,550]</b>	<b>24,48,921</b>	<b>17,87,951</b>	<b>15,61,354</b>

GENERAL IMPORTS

( 190 )

No. 13—continued.

ARTICLES, AND COUNTRY OF CONSIGNMENT; ALSO SHARE OF EACH PROVINCE	QUANTITY					VALUE				
	1927-28	1928-29	1929-30	1930-31	1931-32	1927-28	1928-29	1929-30	1930-31	1931-32
						R	R	R	R	R
Glass and Glassware—concluded										
Other Glassware (III. II)—continued.										
Share of Bengal . . . . .	—	—	—	—	—	13,79,988	15,45,775	14,39,697	11,06,078	9,28,325
„ Bombay . . . . .	—	—	—	—	—	11,90,305	12,04,427	12,47,843	8,01,737	7,40,137
„ Sind . . . . .	—	—	—	—	—	86,562	79,004	49,259	56,618	98,560
„ Madras . . . . .	—	—	—	—	—	2,32,335	2,31,490	1,62,357	1,42,312	1,53,159
„ Burma . . . . .	—	—	—	—	—	2,17,711	1,15,654	1,01,964	1,11,308	41,637
TOTAL	—	—	—	—	—	36,06,401	32,26,350	29,01,630	22,18,646	19,62,868
Total value of Glass and Glassware—										
United Kingdom . . . . .	—	—	—	—	—	23,16,188	20,72,562	22,15,054	10,31,970	13,20,522
Aden and Dependencies . . . . .	—	—	—	—	—	130	4,550	5	50	895
Ceylon . . . . .	—	—	—	—	—	11,967	21,568	23,718	26,415	19,752
Straits Settlements (including Labuan) . . . . .	—	—	—	—	—	93,908	95,590	76,225	53,930	48,794
Federated Malay States . . . . .	—	—	—	—	—	123	1,082	591	372	758
Hongkong . . . . .	—	—	—	—	—	33,624	45,188	70,813	30,705	8,051
Kenya Colony . . . . .	—	—	—	—	—	450	1,170	1,069	601	831
New Zealand (including Nauru and British Samoa) . . . . .	—	—	—	—	—	..	680	534	6,319	..
Other British Possessions . . . . .	—	—	—	—	—	1,044	1,327	556	1,086	1,643
TOTAL BRITISH EMPIRE . . . . .	—	—	—	—	—	24,57,434	22,43,617	23,88,565	17,51,538	14,01,249
Russia—										
Northern Russia . . . . .	—	—	—	—	—	..	845	527	..	..
Southern Russia . . . . .	—	—	—	—	—	..	..	..	3,026	..
Latvia . . . . .	—	—	—	—	—	..	..	..	2,366	4,357
Sweden . . . . .	—	—	—	—	—	1,34,791	1,32,081	1,29,603	1,41,708	63,272
Norway . . . . .	—	—	—	—	—	15,906	15,191	1,515	106	323
Germany . . . . .	—	—	—	—	—	49,10,380	40,72,716	34,18,257	23,50,466	20,33,872
Netherlands . . . . .	—	—	—	—	—	40,023	1,42,422	2,00,741	1,59,464	1,10,259
Belgium . . . . .	—	—	—	—	—	24,42,163	24,81,684	23,68,108	17,52,651	12,09,116
France . . . . .	—	—	—	—	—	1,97,463	3,35,207	2,77,278	1,54,526	..99,450
Spain . . . . .	—	—	—	—	—	11,072	12,478	14,015	15,164	45,497
Switzerland . . . . .	—	—	—	—	—	1,284	13,789	43,085	32,814	16,171
Italy . . . . .	—	—	—	—	—	5,94,515	5,27,719	6,11,635	2,73,389	2,48,945
Austria . . . . .	—	—	—	—	—	4,11,118	4,99,488	4,59,936	2,68,132	1,07,753
Hungary . . . . .	—	—	—	—	—	16,533	4,080	1,101	322	156
Czechoslovakia . . . . .	—	—	—	—	—	60,96,491	57,19,770	71,54,662	36,25,181	23,46,201
Albania . . . . .	—	—	—	—	—	..	..	..	6,147	..
Iraq . . . . .	—	—	—	—	—	1,730	362	930	2,323	220
Persia . . . . .	—	—	—	—	—	939	758	3,279	1,985	1,446
Java . . . . .	—	—	—	—	—	1,114	83	325	1,266	1,615
China (exclusive of Hongkong and Macao) . . . . .	—	—	—	—	—	90,794	1,26,857	1,55,279	1,10,091	1,15,137
Japan . . . . .	—	—	—	—	—	68,76,471	69,58,046	74,18,006	54,71,888	42,01,938
Egypt . . . . .	—	—	—	—	—	3,250	179	138	194	242
Portuguese East Africa . . . . .	—	—	—	—	—	3,738	191	..	167	43
United States of America— Via Atlantic Coast . . . . .	—	—	—	—	—	5,32,680	4,59,793	5,40,471	3,58,231	1,28,207
„ Pacific „ . . . . .	—	—	—	—	—	373	1,735	3,739	175	546
Other Foreign Countries . . . . .	—	—	—	—	—	583	848	1,973	1,220	1,081
TOTAL FOREIGN COUNTRIES . . . . .	—	—	—	—	—	2,23,83,416	2,15,05,868	2,28,04,608	1,47,26,402	1,07,95,960
Share of Bengal . . . . .	—	—	—	—	—	30,33,678	74,49,322	77,04,864	49,43,357	33,72,637
„ Bombay . . . . .	—	—	—	—	—	1,03,05,336	1,03,84,820	1,16,19,377	71,49,054	56,68,708
„ Sind . . . . .	—	—	—	—	—	15,22,274	15,74,173	14,17,163	14,02,130	11,69,260
„ Madras . . . . .	—	—	—	—	—	32,33,693	30,63,960	31,15,275	20,67,200	14,41,360
„ Burma . . . . .	—	—	—	—	—	15,95,864	12,77,000	13,35,939	9,11,179	5,45,244
TOTAL	—	—	—	—	—	2,48,40,850	2,37,49,430	2,51,93,168	1,64,77,940	1,21,07,209

No. 13—continued

ARTICLES, AND COUNTRIES OF CONSIGNMENT; ALSO SHARE OF EACH PROVINCE	QUANTITY					VALUE				
	1927-28	1928-29	1929-30	1930-31	1931-32	1927-28	1928-29	1929-30	1930-31	1931-32
	Cwts.	Cwts.	Cwts.	Cwts.	Cwts.	Rs.	Rs.	Rs.	Rs.	Rs.
<b>Glue (HIV)—</b>										
United Kingdom	7,030	8,722	8,455	5,711	5,821	1,86,114	2,33,267	2,09,912	1,57,556	1,25,819
Malta and Gozo	..	100	..	..	..	..	2,498	..	..	..
Aden and Dependencies	..	148	..	..	..	..	8,235	..	..	..
Straits Settlements (including Labuan)	..	1	13	20	22	..	39	422	631	1,503
Hongkong	208	182	92	147	41	10,867	9,299	4,958	8,273	1,222
Other British Possessions	..	1	..	3	14	72	14	10	108	540
<b>TOTAL BRITISH EMPIRE</b>	<b>7,838</b>	<b>9,154</b>	<b>8,560</b>	<b>5,881</b>	<b>5,898</b>	<b>1,97,053</b>	<b>2,51,352</b>	<b>2,15,302</b>	<b>1,66,568</b>	<b>1,29,084</b>
<b>Russia—</b>										
Northern Russia	..	19	40	80	268	..	492	1,084	2,285	6,201
Southern Russia	..	..	..	20	25	..	..	..	461	640
Sweden	661	414	520	481	260	30,528	45,104	20,328	19,403	11,948
Germany	561	1,993	3,401	3,377	3,462	8,076	58,603	84,941	85,617	77,985
Netherlands	219	214	395	257	656	7,630	7,250	15,870	7,452	20,964
Belgium	1,599	3,532	4,064	4,196	4,803	55,014	1,04,440	2,38,251	2,38,907	2,28,121
France	10	288	10	50	70	400	9,457	430	2,258	2,648
Switzerland	..	5	175	334	158	..	187	5,416	9,335	4,288
Italy	415	120	155	72	66	10,691	3,821	5,634	2,301	2,339
Fiume	..	60	40	20	..	..	1,701	1,117	559	..
Austria	..	120	..	40	10	..	3,502	..	1,148	245
Hungary	120	140	100	..	..	2,835	3,989	2,808	14	..
Czechoslovakia	..	30	1	19	30	..	1,617	56	906	1,172
Serb-Croat Slovene State (Jugo-Slavia)	..	180	..	..	136	..	5,537	..	..	4,069
China (exclusive of Hongkong and Macao)	46	150	222	203	141	2,754	8,381	12,008	8,946	4,735
Japan	2,753	3,485	4,145	3,833	2,537	1,23,406	1,74,842	2,36,665	2,03,325	1,16,237
United States of America— Via Atlantic Coast	57	209	276	62	453	5,806	13,604	10,006	7,313	10,079
„ Pacific „	1	..	..	..	..	15	..	..	..	..
Other Foreign Countries	2	11	1	..	..	160	587	74	1	2
<b>TOTAL FOREIGN COUNTRIES</b>	<b>6,064</b>	<b>10,977</b>	<b>14,145</b>	<b>18,044</b>	<b>18,105</b>	<b>2,47,814</b>	<b>4,73,130</b>	<b>6,34,814</b>	<b>5,05,731</b>	<b>4,97,076</b>
<b>Share of Bengal</b>	<b>5,453</b>	<b>6,780</b>	<b>7,152</b>	<b>6,661</b>	<b>5,954</b>	<b>2,00,337</b>	<b>2,38,012</b>	<b>3,02,268</b>	<b>3,08,381</b>	<b>2,34,625</b>
„ Bombay	5,428	7,917	10,239	6,989	7,655	1,52,750	2,57,152	3,47,499	2,55,415	2,04,244
„ Sind	560	1,413	1,001	1,171	835	17,075	43,352	26,763	23,890	19,807
„ Madras	1,117	1,367	2,212	2,048	2,713	33,743	67,847	59,319	85,448	89,952
„ Burma	1,344	2,164	2,101	2,056	1,346	40,962	68,119	84,247	84,165	78,235
<b>TOTAL</b>	<b>13,002</b>	<b>20,131</b>	<b>22,705</b>	<b>18,925</b>	<b>19,003</b>	<b>4,44,867</b>	<b>7,24,482</b>	<b>8,50,116</b>	<b>7,62,209</b>	<b>6,26,763</b>
<b>Grain, Pulse and Flour— Barley (I. C.)—</b>										
United Kingdom	Tons 1	Tons 5	Tons 5	Tons ..	Tons ..	564	1,040	1,623	61	97
Hongkong	..	..	..	..	61	62	35	235	371	7,367
Other British Possessions	..	..	..	..	..	261	150	602	218	147
<b>TOTAL BRITISH EMPIRE</b>	<b>1</b>	<b>5</b>	<b>5</b>	<b>..</b>	<b>61</b>	<b>887</b>	<b>1,225</b>	<b>2,570</b>	<b>650</b>	<b>7,611</b>
Iraq	77	32	306	150	..	13,260	5,122	36,179	12,402	..
Egypt	..	..	..	14	..	..	..	..	1,200	..
China (exclusive of Hongkong and Macao)	..	..	..	..	13	..	..	..	..	1,503
Other Foreign Countries	..	..	..	2	6	50	1	..	371	330
<b>TOTAL FOREIGN COUNTRIES</b>	<b>77</b>	<b>32</b>	<b>306</b>	<b>166</b>	<b>19</b>	<b>13,310</b>	<b>5,123</b>	<b>36,179</b>	<b>13,973</b>	<b>2,333</b>
<b>Share of Bengal</b>	<b>..</b>	<b>..</b>	<b>..</b>	<b>..</b>	<b>30</b>	<b>..</b>	<b>..</b>	<b>..</b>	<b>..</b>	<b>3,733</b>
„ Bombay	77	39	263	20	..	13,331	4,826	31,329	2,041	..
„ Sind	..	2	43	146	..	..	322	4,350	11,993	97
„ Madras	1	5	5	..	..	543	1,040	1,623	..	..
„ Burma	..	..	..	..	..	323	160	947	539	1,114
<b>TOTAL</b>	<b>78</b>	<b>37</b>	<b>311</b>	<b>166</b>	<b>30</b>	<b>14,197</b>	<b>6,348</b>	<b>38,749</b>	<b>14,623</b>	<b>9,944</b>
<b>Beans (dry) (I. C.)—</b>										
United Kingdom	Tons 2	Tons 5	Tons 5	Tons 6	Tons 6	1,455	1,857	4,668	2,899	3,380
Aden and Dependencies	..	..	..	..	32	..	..	..	..	5,424
Ceylon	6	952	341	888	551	661	1,60,166	56,999	1,32,144	58,214
Straits Settlements (including Labuan)	325	521	58	175	185	55,051	89,238	8,948	24,653	25,012
Hongkong	308	387	472	5,262	1,753	68,670	73,479	94,104	8,26,027	2,63,246
Other British Possessions	..	..	..	1	3	..	25	..	209	370
<b>TOTAL BRITISH EMPIRE</b>	<b>641</b>	<b>1,865</b>	<b>876</b>	<b>6,332</b>	<b>2,530</b>	<b>1,26,737</b>	<b>3,24,765</b>	<b>1,68,819</b>	<b>9,35,532</b>	<b>3,56,006</b>

GENERAL IMPORTS

( 192 )

No. 13—continued

ARTICLES, AND COUNTRIES OF CONSIGNMENT; ALSO SHARE OF EACH PROVINCE	QUANTITY					VALUE				
	1927-28	1928-29	1929-30	1930-31	1931-32	1927-28	1928-29	1929-30	1930-31	1931-32
	Tons	Tons	Tons	Tons	Tons	R	R	R	R	R
<b>Grain, Pulse and Flour—</b> <i>continued</i>										
<b>Beans (dry) (I. C)—</b> <i>continued</i>										
Iraq . . . . .	31	120	131	365	461	5,521	21,224	25,523	60,225	53,117
Persia . . . . .	..	..	..	..	8	..	..	..	..	1,527
Java . . . . .	335	460	1,463	1,166	613	61,620	74,724	2,27,264	1,42,479	69,574
Indo-China (including Cochin China, Cambodia, Annam, Tonkin and French leased territories in China)	..	18	..	..	..	..	2,400	..	..	..
China (exclusive of Hong- kong and Macao) . . . . .	13	64	1	4,298	2,579	1,620	10,793	125	5,71,202	3,22,495
Japan . . . . .	..	..	..	..	21	..	..	..	..	3,010
Portuguese East Africa . . . . .	4	11	13	53	16	300	2,470	2,980	14,635	2,134
Other Foreign Countries . . . . .	..	..	1	6	1	488	1,140	1,031	1,803	640
<b>TOTAL FOREIGN COUNTRIES</b>	<b>433</b>	<b>673</b>	<b>1,509</b>	<b>5,393</b>	<b>3,698</b>	<b>70,049</b>	<b>1,12,756</b>	<b>2,56,923</b>	<b>7,90,344</b>	<b>4,52,327</b>
<b>Share of Bengal</b> . . . . .	..	..	..	6	..	212	70	390	1,070	167
" <i>Bombay</i> . . . . .	73	32	61	9,511	4,413	14,606	17,333	15,159	13,31,344	5,61,763
" <i>Sind</i> . . . . .	22	100	39	16	36	4,291	13,216	13,135	3,368	5,220
" <i>Madras</i> . . . . .	535	1,341	1,332	2,169	1,260	34,132	3,03,171	2,37,992	2,39,594	1,40,605
" <i>Burma</i> . . . . .	445	515	503	523	119	93,545	93,176	99,021	1,00,502	1,00,633
<b>TOTAL</b>	<b>1,075</b>	<b>2,538</b>	<b>2,435</b>	<b>12,225</b>	<b>6,223</b>	<b>1,96,736</b>	<b>4,37,521</b>	<b>4,20,747</b>	<b>17,75,376</b>	<b>8,08,423</b>
<b>Gram (I. C)—</b>										
Ceylon . . . . .	33	33	10	94	16	4,731	4,933	1,223	11,401	1,333
Straits Settlements (includ- ing Labuan) . . . . .	..	3	..	20	..	23	421	..	2,922	8
Other British Possessions . . . . .	6	1	1	1	..	1,161	260	344	112	..
<b>TOTAL BRITISH EMPIRE</b>	<b>39</b>	<b>42</b>	<b>11</b>	<b>115</b>	<b>16</b>	<b>5,915</b>	<b>5,669</b>	<b>1,567</b>	<b>14,435</b>	<b>1,391</b>
Egypt . . . . .	..	..	50	..	..	..	..	10,000	..	..
Java . . . . .	..	30	..	..	..	..	3,562	12	72	32
Portuguese East Africa . . . . .	..	..	9	..	..	..	..	1,015	..	..
Other Foreign Countries . . . . .	..	..	..	..	..	..	8	15	51	40
<b>TOTAL FOREIGN COUNTRIES</b>	<b>..</b>	<b>30</b>	<b>59</b>	<b>..</b>	<b>..</b>	<b>..</b>	<b>3,572</b>	<b>11,042</b>	<b>123</b>	<b>72</b>
<b>Share of Bengal</b> . . . . .	3	1	1	21	..	311	160	332	3,070	..
" <i>Bombay</i> . . . . .	3	..	12	..	..	300	103	1,542	77	72
" <i>Sind</i> . . . . .	..	..	50	..	..	..	..	10,000	..	..
" <i>Madras</i> . . . . .	33	63	7	94	16	4,721	3,552	723	11,401	1,377
" <i>Burma</i> . . . . .	..	3	..	..	..	23	421	12	10	14
<b>TOTAL</b>	<b>39</b>	<b>72</b>	<b>70</b>	<b>115</b>	<b>16</b>	<b>5,915</b>	<b>9,241</b>	<b>12,609</b>	<b>14,553</b>	<b>1,463</b>
<b>Jowar and Bajra (I. C)—</b>										
Aden and Dependencies . . . . .	..	..	1	..	..	20	..	180	..	..
Ceylon . . . . .	..	..	11	..	..	..	12	1,041	..	..
Zanzibar and Pemba . . . . .	..	4	10	..	..	..	514	2,580	..	..
Tanganyika Territory . . . . .	9	..	..	..	..	2,460	..	..	..	..
<b>TOTAL BRITISH EMPIRE</b>	<b>9</b>	<b>4</b>	<b>22</b>	<b>..</b>	<b>..</b>	<b>2,480</b>	<b>526</b>	<b>3,801</b>	<b>..</b>	<b>..</b>

No. 13—continued

ARTICLES, AND COUNTRIES OF CONSIGNMENT; ALSO SHARE OF EACH PROVINCE	QUANTITY					VALUE				
	1927-28	1928-29	1929-30	1930-31	1931-32	1927-28	1928-29	1929-30	1930-31	1931-32
<b>Grain, Pulse and Flour</b> —continued						R	R	R	R	R
<b>Jowar and Bajra (I. O)—con-</b> <b>tinued</b>	Tons	Tons	Tons	Tons	Tons					
Iraq . . . . .	388	355	3,681	196	7	45,975	46,818	6,04,597	22,415	700
Perala . . . . .	..	..	10	..	..	..	..	2,000	5	..
China (exclusive of Hong- kong and Macao) . . . . .	..	..	..	30	..	..	..	..	3,565	..
Portuguese East Africa . . . . .	..	..	..	66	..	..	..	..	9,270	..
Other Foreign Countries . . . . .	..	..	..	..	..	..	..	..	85	18
<b>TOTAL FOREIGN COUNTRIES</b>	<b>388</b>	<b>355</b>	<b>3,641</b>	<b>292</b>	<b>7</b>	<b>45,975</b>	<b>46,818</b>	<b>6,06,597</b>	<b>35,290</b>	<b>718</b>
<b>Share of Bombay</b> . . . . .	<b>43</b>	<b>41</b>	<b>3,212</b>	<b>170</b>	<b>7</b>	<b>8,188</b>	<b>5,531</b>	<b>5,59,223</b>	<b>21,640</b>	<b>716</b>
„ <i>Sind</i> . . . . .	304	318	416	122	..	40,267	41,796	47,929	13,650	..
„ <i>Madras</i> . . . . .	..	..	35	..	..	..	12	3,246	..	..
<b>TOTAL</b> . . . . .	<b>347</b>	<b>359</b>	<b>3,663</b>	<b>292</b>	<b>7</b>	<b>48,455</b>	<b>47,339</b>	<b>6,10,398</b>	<b>35,290</b>	<b>716</b>
<b>Pulse (I. O)—</b>	Tons	Tons	Tons	Tons	Tons					
United Kingdom . . . . .	10	32	81	16	3	4,301	8,642	18,638	4,546	936
Palestine . . . . .	..	5	..	..	..	..	1,036	..	..	..
Aden and Dependencies . . . . .	437	1	329	245	486	1,02,812	150	56,490	33,803	70,030
Bahrain Islands . . . . .	..	2	..	7	5	50	560	..	1,363	790
Ceylon . . . . .	118	395	683	1,185	616	20,472	70,406	1,07,950	1,47,948	66,937
Straits Settlements (includ- ing Labuan) . . . . .	908	1,967	411	1,376	323	1,88,111	3,64,394	70,114	2,01,756	43,445
Federated Malay States . . . . .	..	23	..	..	..	..	4,333	..	..	..
Hongkong . . . . .	78	167	223	2,952	1,210	21,328	35,869	46,211	5,04,227	1,40,66
Zanzibar and Pemba . . . . .	35	3	..	34	..	8,120	650	..	4,241	12
Kenya Colony . . . . .	..	..	50	20	..	..	..	9,785	2,000	25
Victoria . . . . .	27	32	45	110	168	9,011	10,559	13,914	24,469	26,736
Tasmania . . . . .	7	15	..	19	1	2,403	4,526	..	4,548	147
New South Wales . . . . .	..	..	8	..	..	..	..	1,018	..	..
<i>Australian Commonwealth</i> <i>(Total)</i> . . . . .	34	47	48	129	169	11,414	15,083	14,932	29,017	26,333
New Zealand (including Nauru and British Samoa) . . . . .	..	..	..	18	3	..	..	..	3,539	506
Other British Possessions . . . . .	3	..	..	1	..	695	..	280	514	..
<b>TOTAL BRITISH EMPIRE</b> . . . . .	<b>1,623</b>	<b>2,642</b>	<b>1,825</b>	<b>5,983</b>	<b>2,321</b>	<b>3,57,333</b>	<b>5,01,125</b>	<b>3,23,351</b>	<b>9,33,009</b>	<b>3,59,231</b>
<b>Russia :—</b>										
Southern Russia . . . . .	..	..	..	24	..	..	..	..	3,600	..
Belgium . . . . .	..	..	4	20	..	..	..	767	2,520	..
Maskat Territory and Trucial Oman . . . . .	..	..	..	..	10	..	..	..	..	1,033
Iraq . . . . .	50	2,218	5,816	4,414	6,153	1,45,318	4,09,963	10,00,141	6,37,571	7,50,837
Perala . . . . .	7	81	43	35	23	1,722	17,356	8,663	7,668	2,316
Java . . . . .	137	725	..	1,008	210	24,804	1,14,037	140	3,54,227	28,051
Celebes and other Islands . . . . .	..	8	..	..	..	..	1,600	..	..	..
Indo-China (including Cochina, China, Cambodia, Annam, Tonkin and French leased territories in China) . . . . .	..	23	..	..	..	..	3,250	..	..	..
China (exclusive of Hongkong and Macao) . . . . .	1,201	3,881	3,640	11,002	1,306	2,38,693	7,01,257	6,06,776	18,00,126	2,16,883
Japan . . . . .	40	85	2	51	1	9,003	6,002	751	19,442	403

ARTICLES, AND COUNTRIES OF CONSIGNMENT; ALSO SHARE OF EACH PROVINCE	QUANTITY					VALUE				
	1927-28	1928-29	1929-30	1930-31	1931-32	1927-28	1928-29	1929-30	1930-31	1931-32
<b>Grain, Pulse and Flour—continued</b>						B	B	B	B	B
<b>Pulse (I. O)—continued</b>	Tons	Tons	Tons	Tons	Tons					
Egypt . . . . .	..	..	9	..	..	82	..	1,620	..	..
Portuguese East Africa . . . . .	114	54	85	25	4	20,846	9,348	18,456	5,848	725
Other Foreign Countries . . . . .	1	6	1	6	..	274	1,590	242	1,141	125
<b>TOTAL FOREIGN COUNTRIES</b>	<b>2,259</b>	<b>7,081</b>	<b>9,600</b>	<b>16,585</b>	<b>8,207</b>	<b>4,40,742</b>	<b>12,64,449</b>	<b>17,27,556</b>	<b>28,91,637</b>	<b>10,00,880</b>
<b>Share of Bengal</b> . . . . .	<b>542</b>	<b>1,675</b>	<b>310</b>	<b>1,075</b>	<b>936</b>	<b>1,22,815</b>	<b>3,00,170</b>	<b>62,702</b>	<b>1,57,831</b>	<b>1,20,762</b>
" <i>Bombay</i> . . . . .	<b>2,564</b>	<b>6,067</b>	<b>7,588</b>	<b>16,383</b>	<b>6,098</b>	<b>5,32,763</b>	<b>11,21,957</b>	<b>13,97,197</b>	<b>27,26,019</b>	<b>7,52,750</b>
" <i>Sind</i> . . . . .	<b>216</b>	<b>632</b>	<b>2,777</b>	<b>1,994</b>	<b>3,069</b>	<b>43,474</b>	<b>1,10,149</b>	<b>4,77,163</b>	<b>2,99,516</b>	<b>3,77,815</b>
" <i>Madras</i> . . . . .	<b>522</b>	<b>1,070</b>	<b>666</b>	<b>3,068</b>	<b>314</b>	<b>89,908</b>	<b>1,92,686</b>	<b>1,05,746</b>	<b>6,22,686</b>	<b>93,133</b>
" <i>Burma</i> . . . . .	<b>38</b>	<b>229</b>	<b>84</b>	<b>48</b>	<b>111</b>	<b>2,115</b>	<b>40,613</b>	<b>18,099</b>	<b>9,594</b>	<b>15,861</b>
<b>TOTAL</b> . . . . .	<b>3,882</b>	<b>9,678</b>	<b>11,425</b>	<b>22,568</b>	<b>11,028</b>	<b>7,98,075</b>	<b>17,65,574</b>	<b>20,50,907</b>	<b>38,14,646</b>	<b>18,60,111</b>
<b>Rice in the husk (I. O)—</b>	Tons	Tons	Tons	Tons	Tons					
Ceylon . . . . .	14	29	25	19	12	1,547	3,275	2,579	1,592	614
Straits Settlements (including Labuan) . . . . .	508	208	..	..	..	58,570	20,324	20	..	..
<b>TOTAL BRITISH EMPIRE</b> . . . . .	<b>517</b>	<b>232</b>	<b>25</b>	<b>19</b>	<b>12</b>	<b>55,117</b>	<b>23,599</b>	<b>2,599</b>	<b>1,592</b>	<b>614</b>
<b>Indo-China (including Cochinchina, Cambodia, Annam, Tonkin and French leased territories in China)</b> . . . . .	<b>10,971</b>	<b>41,839</b>	<b>699</b>	<b>1,551</b>	<b>9,080</b>	<b>11,61,214</b>	<b>45,37,786</b>	<b>1,03,859</b>	<b>1,21,789</b>	<b>5,70,287</b>
Siam . . . . .	1,504	2,421	..	..	..	2,10,630	3,28,799	..	..	..
Other Foreign Countries . . . . .	..	1	1	1	..	..	196	147	368	155
<b>TOTAL FOREIGN COUNTRIES</b>	<b>12,475</b>	<b>44,261</b>	<b>700</b>	<b>1,552</b>	<b>9,080</b>	<b>13,71,894</b>	<b>48,66,781</b>	<b>1,04,006</b>	<b>1,22,152</b>	<b>5,70,422</b>
<b>Share of Bengal</b> . . . . .	<b>1</b>	<b>6,633</b>	<b>..</b>	<b>..</b>	<b>..</b>	<b>72</b>	<b>7,54,965</b>	<b>..</b>	<b>..</b>	<b>..</b>
" <i>Bombay</i> . . . . .	<b>..</b>	<b>1</b>	<b>..</b>	<b>1</b>	<b>..</b>	<b>3</b>	<b>196</b>	<b>14</b>	<b>363</b>	<b>154</b>
" <i>Madras</i> . . . . .	<b>12,991</b>	<b>37,859</b>	<b>710</b>	<b>1,550</b>	<b>9,042</b>	<b>14,26,931</b>	<b>41,35,219</b>	<b>1,04,728</b>	<b>1,22,565</b>	<b>5,70,381</b>
" <i>Burma</i> . . . . .	<b>..</b>	<b>..</b>	<b>15</b>	<b>10</b>	<b>..</b>	<b>..</b>	<b>..</b>	<b>1,363</b>	<b>818</b>	<b>..</b>
<b>TOTAL</b> . . . . .	<b>12,992</b>	<b>44,493</b>	<b>725</b>	<b>1,571</b>	<b>9,042</b>	<b>14,27,011</b>	<b>48,90,380</b>	<b>1,06,805</b>	<b>1,23,744</b>	<b>5,71,036</b>
<b>Rice not in the husk (I. O)—</b>	Tons	Tons	Tons	Tons	Tons					
United Kingdom . . . . .	5	46	..	6	11	1,254	6,839	127	1,720	2,208
Ceylon . . . . .	157	25	68	22	9	25,030	6,489	10,244	4,553	1,528
Straits Settlements (including Labuan) . . . . .	25,571	8,280	509	361	104	32,30,951	13,66,900	86,418	46,488	11,356
Federated Malay States . . . . .	678	..	8	..	..	1,02,209	..	1,104	97	30
Natal . . . . .	6	..	..	..	..	1,364	..	..	..	..
British West India Islands . . . . .	..	..	..	11	..	..	..	..	1,010	..
Other British Possessions . . . . .	10	1	1	9	3	1,274	395	352	1,254	574
<b>TOTAL BRITISH EMPIRE</b>	<b>26,427</b>	<b>8,332</b>	<b>646</b>	<b>409</b>	<b>127</b>	<b>33,62,082</b>	<b>18,80,823</b>	<b>98,240</b>	<b>55,972</b>	<b>15,009</b>
Greece . . . . .	..	..	..	..	20	..	..	..	..	3,288
Native States in Arabia other than Mascot Territory and Trucial Oman . . . . .	..	1	2	4	..	..	224	565	1,951	30
Iraq . . . . .	..	..	25	2	2	..	95	4,888	288	166
Java . . . . .	395	..	..	9	4	47,295	..	72	1,283	361
Siam . . . . .	4,355	7,410	..	101	2,292	5,81,489	11,38,578	..	11,236	2,74,083
Indo-China (including Cochinchina, Cambodia, Annam, Tonkin and French leased territories in China) . . . . .	10,303	104,567	4,893	3,482	12,043	12,87,343	1,46,25,669	6,77,611	3,72,527	10,79,867
China (exclusive of Hongkong and Macao) . . . . .	..	4	..	1,000	1,966	165	764	70	1,24,536	1,88,108
Japan . . . . .	27,471	5,112	67	2,433	577	39,35,498	7,86,154	23,033	2,23,781	62,805
Other Foreign Countries . . . . .	3	..	2	5	..	932	409	966	1,150	495
<b>TOTAL FOREIGN COUNTRIES</b>	<b>42,527</b>	<b>117,004</b>	<b>4,989</b>	<b>7,036</b>	<b>17,804</b>	<b>58,52,722</b>	<b>1,65,51,893</b>	<b>7,06,710</b>	<b>7,41,752</b>	<b>1,06,04,198</b>



No. 13—continued

ARTICLES, AND COUNTRIES OF CONSIGNMENT; ALSO SHARE OF EACH PROVINCE	QUANTITY					VALUE				
	1927-28	1928-29	1929-30	1930-31	1931-32	1927-28	1928-29	1929-30	1930-31	1931-32
<b>Grain, Pulse and Flour— continued</b>						R	R	R	R	R
<b>Rice not in the husk (I. C.)— continued</b>	Tons	Tons	Tons	Tons	Tons					
Share of Bengal . . . . .	635	4,313	294	86	44	99,641	5,43,205	48,921	8,075	9,038
„ Bombay . . . . .	27,881	5,704	88	2,384	580	39,64,124	9,76,483	24,998	8,29,969	61,818
„ Sind . . . . .	..	..	..	2	..	528	501	179	587	318
„ Madras . . . . .	40,631	115,392	5,184	3,965	17,301	51,48,740	1,64,10,087	7,22,110	4,33,554	15,47,869
„ Burma . . . . .	7	17	69	1,008	6	1,771	2,240	8,742	1,25,539	359
<b>TOTAL</b>	<b>68,954</b>	<b>125,426</b>	<b>5,635</b>	<b>7,445</b>	<b>17,931</b>	<b>92,14,804</b>	<b>1,79,32,516</b>	<b>8,04,950</b>	<b>7,07,724</b>	<b>16,19,897</b>
<b>Rice flour (I. C.)—</b>	Tons	Tons	Tons	Tons	Tons					
<b>TOTAL BRITISH EMPIRE</b>	1	..	..	..	..	510	117	130	18	26
<b>TOTAL FOREIGN COUNTRIES</b>	..	..	..	..	1	5	29	4	..	58
Share of Bombay . . . . .	..	..	..	..	1	5	66	134	15	73
„ Madras . . . . .	..	..	..	..	..	26	..	..	3	2
„ Burma . . . . .	1	..	..	..	..	484	80	..	..	0
<b>TOTAL</b>	<b>1</b>	<b>..</b>	<b>..</b>	<b>..</b>	<b>1</b>	<b>515</b>	<b>146</b>	<b>134</b>	<b>18</b>	<b>84</b>
<b>Wheat (I. C.)—</b>	Tons	Tons	Tons	Tons	Tons					
Aden and Dependencies . . . . .	..	..	49	..	..	..	..	5,040	4	..
Hongkong . . . . .	..	211	..	..	..	..	42,200	..	..	..
Kenya Colony . . . . .	..	2,081	140	30	..	..	3,12,202	15,830	6,640	..
Canada— Vid Atlantic Coast . . . . .	..	82	6,768	..	..	..	5,894	9,60,310	..	..
„ Pacific „ . . . . .	..	15,246	..	..	..	..	22,80,814	..	..	..
Western Australia . . . . .	49,570	201,798	201,148	125,405	109,865	78,51,808	2,96,05,498	2,79,04,670	1,14,83,898	71,90,071
South Australia (including Northern Territory) . . . . .	10,897	92,471	44,920	11,865	..	16,28,541	1,33,70,870	63,45,559	8,05,231	..
Victoria . . . . .	6,945	172,965	81,422	65,647	..	10,63,757	2,48,49,645	1,11,40,297	49,77,061	..
New South Wales . . . . .	1,989	61,202	4,954	6,234	..	3,16,620	87,42,665	6,51,708	6,52,332	..
Queensland . . . . .	..	1,023	3,595	..	..	..	1,41,198	5,19,611	..	..
Australian Commonwealth (Total) . . . . .	68,910	529,459	336,039	209,151	109,865	1,08,60,721	7,67,09,885	4,65,61,345	1,79,18,522	71,90,071
Other British Possessions . . . . .	3	..	..	..	..	864	..	..	8	15
<b>TOTAL BRITISH EMPIRE</b>	<b>68,913</b>	<b>547,029</b>	<b>342,996</b>	<b>209,181</b>	<b>109,865</b>	<b>1,08,61,585</b>	<b>7,98,00,995</b>	<b>4,75,43,075</b>	<b>1,79,25,174</b>	<b>71,90,086</b>
Egypt . . . . .	..	..	..	10	..	..	..	..	1,800	..
Belgium . . . . .	..	4,078	..	..	..	..	6,70,060	..	..	..
Maskat Territory and Trucial Oman . . . . .	..	..	7	..	..	..	..	1,026	..	..
Iraq . . . . .	295	112	7,958	22,740	1,404	56,518	23,118	14,38,726	35,07,994	1,11,058
Persia . . . . .	..	..	25	102	..	..	..	5,000	18,058	..
United States of America— Vid Pacific Coast . . . . .	..	400	..	..	..	..	67,477	..	..	..
Argentine Republic (including the Atlantic Coast of Patagonia) . . . . .	..	10,304	6,050	..	..	..	16,33,929	8,22,861	..	..
Other Foreign Countries . . . . .	..	..	..	1	..	..	50	..	320	..
<b>TOTAL FOREIGN COUNTRIES</b>	<b>295</b>	<b>14,889</b>	<b>14,040</b>	<b>22,853</b>	<b>1,404</b>	<b>56,518</b>	<b>23,94,684</b>	<b>22,67,613</b>	<b>36,27,572</b>	<b>1,11,058</b>
Share of Bengal . . . . .	25,563	348,387	186,464	121,237	80,576	39,03,476	5,00,16,011	2,60,79,762	98,82,000	40,35,996
„ Bombay . . . . .	43,642	106,543	130,354	89,641	27,805	70,13,763	1,62,53,154	1,81,56,730	97,37,263	20,44,847
„ Sind . . . . .	..	105,507	31,181	7,932	..	..	1,52,00,930	43,30,323	5,16,307	..
„ Madras . . . . .	..	..	..	18	..	9	..	..	1,473	15
„ Burma . . . . .	3	1,481	9,037	13,206	2,338	855	2,20,534	11,93,373	13,15,898	3,20,281
<b>TOTAL</b>	<b>60,208</b>	<b>561,918</b>	<b>357,036</b>	<b>232,034</b>	<b>111,269</b>	<b>1,09,18,108</b>	<b>8,16,95,629</b>	<b>4,98,10,688</b>	<b>2,14,53,746</b>	<b>73,01,719</b>
<b>Wheat flour in bags (I. C.)</b>	Tons	Tons	Tons	Tons	Tons					
United Kingdom . . . . .	8	9	2	..	5	1,843	1,738	713	95	526
Straits Settlements (including Labuan) . . . . .	23	19	21	29	13	6,972	6,336	6,529	7,278	2,439
Zanzibar and Pemba . . . . .	..	..	..	30	..	..	..	..	1,412	..
Kenya Colony . . . . .	36	..	..	1	..	7,950	..	..	120	..
British West India Islands . . . . .	..	..	..	8	1	..	..	..	2,112	57
Western Australia . . . . .	..	2	..	2	..	..	456	..	357	..

GENERAL IMPORTS

( 196 )

No. 13—continued

ARTICLES, AND COUNTRIES OF CONSIGNMENT; ALSO SHARE OF EACH PROVINCE	QUANTITY					VALUE				
	1927-28	1928-29	1929-30	1930-31	1931-32	1927-28	1928-29	1929-30	1930-31	1931-32
<b>Grain, Pulse and Flour</b> —continued						R	R	R	R	R
<b>Wheat flour in bags (L. O)</b> —continued	Tons	Tons	Tons	Tons	Tons					
Victoria . . . . .	61	54	97	22	12	13,457	11,688	19,411	3,710	1,576
New South Wales . . . . .	..	47	..	18	..	..	10,288	..	1,805	..
<i>Australian Commonwealth (Total)</i> . . . . .	61	103	97	37	12	13,457	22,432	19,411	5,372	1,576
Other British Possessions . . . . .	6	4	1	3	2	1,406	1,017	91	607	380
<b>TOTAL BRITISH EMPIRE</b> . . . . .	134	135	121	108	33	31,628	31,523	26,744	17,496	4,908
Persia . . . . .	..	..	..	8	..	..	..	..	1,582	20
Other Foreign Countries . . . . .	10	..	1	4	1	2,511	188	449	481	242
<b>TOTAL FOREIGN COUNTRIES</b> . . . . .	10	..	1	12	1	2,511	188	449	2,013	262
<i>Share of Bengal</i> . . . . .	8	2	..	10	1	1,999	320	..	2,526	67
.. <i>Bombay</i> . . . . .	102	63	98	78	16	22,316	13,486	19,620	9,120	1,851
.. <i>Sind</i> . . . . .	7	1	2	..	1	1,389	285	715	..	121
.. <i>Madras</i> . . . . .	..	1	..	3	..	32	210	4	576	39
.. <i>Burma</i> . . . . .	27	68	22	29	17	3,403	17,360	6,864	7,987	3,162
<b>TOTAL</b> . . . . .	144	135	122	120	34	34,139	31,661	27,193	19,509	5,230
<b>Other sorts (L. O)—</b>	Tons	Tons	Tons	Tons	Tons					
United Kingdom . . . . .	8	8	75	23	23	2,352	2,703	13,618	3,515	4,530
Aden and Dependencies . . . . .	..	..	..	1	..	..	..	..	60	60
Ceylon . . . . .	1,101	687	123	69	149	94,790	82,285	9,933	8,900	6,637
Straits Settlements (including Labuan) . . . . .	105	567	352	..	159	22,122	1,07,443	58,573	18	21,088
Hongkong . . . . .	10	1	..	..	5	2,125	379	19	44	799
Cape of Good Hope . . . . .	..	..	..	174	..	..	..	..	17,901	..
Natal . . . . .	..	..	..	25	..	..	..	..	3,151	..
Zanzibar and Pemba . . . . .	..	..	..	..	..	..	..	..	25	..
Victoria . . . . .	8	66	89	412	166	2,116	15,253	18,953	58,841	20,844
Tasmania . . . . .	..	..	..	10	45	..	..	..	1,743	7,883
New South Wales . . . . .	..	3	4	46	27	..	592	974	9,662	4,026
<i>Australian Commonwealth (Total)</i> . . . . .	8	69	93	463	238	2,116	15,345	19,927	65,246	32,753
<b>TOTAL BRITISH EMPIRE</b> . . . . .	1,232	1,332	642	760	579	1,23,505	2,03,655	1,02,070	98,855	66,467
Germany . . . . .	25	..	1	..	..	4,100	..	155	..	..
Iraq . . . . .	113	54	391	..	35	19,823	8,307	61,742	2	3,510
Persia . . . . .	518	..	..	116	..	51,371	..	..	14,834	..
Java . . . . .	2,220	1,593	1,341	..	110	2,05,072	2,39,535	1,54,943	..	12,505
Indo-China (including Cochin-China, Cambodia, Annam, Tonkin and French leased territories in China) . . . . .	..	37	600	..	..	..	5,750	3,000	..	..
China (exclusive of Hongkong and Macao) . . . . .	10	9	..	..	..	1,586	1,300	..	..	..
Portuguese East Africa . . . . .	59	..	..	..	..	5,920	..	..	5	..
Other Foreign Countries . . . . .	..	1	1	..	..	120	415	146	157	..
<b>TOTAL FOREIGN COUNTRIES</b> . . . . .	2,945	1,694	2,334	116	145	2,38,592	2,55,807	2,19,986	15,048	16,015
<i>Share of Bengal</i> . . . . .	2,739	885	1,342	380	4	2,57,579	1,20,675	1,55,458	40,549	488
.. <i>Bombay</i> . . . . .	197	54	321	127	35	29,853	8,581	55,261	16,233	3,595
.. <i>Sind</i> . . . . .	..	..	26	5	3	70	27	2,660	552	1,267
.. <i>Madras</i> . . . . .	1,180	1,935	1,163	147	504	1,10,378	3,09,935	85,419	18,030	50,353
.. <i>Burma</i> . . . . .	61	102	124	208	173	14,212	25,244	23,228	38,039	26,779
<b>TOTAL</b> . . . . .	4,177	3,026	2,976	876	724	4,12,097	4,64,462	3,22,056	1,15,903	82,432

No. 13—continued.

ARTICLES, AND COUNTRIES OF CONSIGNMENT; ALSO SHARE OF EACH PROVINCE	QUANTITY					VALUE				
	1927-28	1928-29	1929-30	1930-31	1931-32	1927-28	1928-29	1929-30	1930-31	1931-32
Grain, Pulse and Flour— concluded.										
<i>Total Grain, Pulse and Flour—</i>	[Tons]	[Tons]	Tons	Tons	Tons	R	R	R	R	R
United Kingdom . . . . .	35	105	168	51	53	12,425	22,831	39,394	12,840	12,139
Palestine . . . . .	..	5	..	..	..	..	1,036	..	..	..
Aden and Dependencies . . . . .	438	1	379	246	520	1,03,108	175	61,710	33,863	75,790
Bahrain Islands . . . . .	..	3	..	7	8	80	845	..	1,368	1,160
Ceylon . . . . .	1,429	2,129	1,260	2,250	1,354	1,47,272	3,28,311	1,89,079	3,07,145	1,35,567
Straits Settlements (including Labuan) . . . . .	27,438	11,540	1,411	1,961	784	35,63,326	10,55,236	2,31,171	2,83,278	1,04,094
Federated Malay States . . . . .	678	23	8	..	..	1,02,209	4,333	1,104	105	30
Hongkong . . . . .	398	766	695	8,215	3,035	92,639	1,52,084	1,39,794	13,30,481	4,21,242
Cape of good Hope . . . . .	..	..	..	174	..	..	..	..	17,901	..
Natal . . . . .	11	..	1	26	..	2,774	..	87	3,351	..
Zanzibar and Pemba . . . . .	35	7	10	64	..	8,140	1,194	2,580	5,678	28
Kenya Colony . . . . .	36	2,081	180	51	1	7,950	3,12,302	25,615	8,760	190
Tanganyika Territory . . . . .	9	..	..	..	..	2,460	..	..	..	..
Canada— Via Atlantic Coast . . . . .	..	32	6,768	..	..	..	5,394	9,60,310	..	..
Pacific . . . . .	..	15,246	..	..	..	..	22,30,814	..	..	..
British West India Islands . . . . .	..	..	1	20	1	120	..	600	4,430	57
British Guiana . . . . .	17	..	..	..	..	2,323	..	..	..	..
Western Australia . . . . .	49,579	201,301	201,148	125,407	109,865	78,51,303	2,90,06,294	2,79,04,745	1,14,84,255	171,90,071
South Australia (including Northern Territory) . . . . .	10,397	92,471	44,920	11,865	..	10,28,541	1,33,70,379	63,45,559	8,05,231	..
Victoria . . . . .	7,041	173,117	81,653	66,191	346	10,88,341	2,48,87,145	1,11,92,618	50,59,081	49,156
Tasmania . . . . .	7	15	..	29	46	2,403	4,526	..	6,291	8,030
New South Wales . . . . .	1,939	61,252	4,961	6,293	27	3,16,680	87,53,545	6,53,757	6,63,799	4,026
Queensland . . . . .	..	1,023	3,595	..	..	..	1,41,198	5,19,611	..	..
<i>Australian Commonwealth (Total)</i> . . . . .	<i>69,013</i>	<i>529,679</i>	<i>336,377</i>	<i>209,735</i>	<i>110,284</i>	<i>1,08,87,768</i>	<i>7,67,63,537</i>	<i>4,66,16,290</i>	<i>1,30,18,667</i>	<i>72,61,233</i>
New Zealand (including Nauru and Br. Samoa) . . . . .	..	..	..	18	3	..	..	..	3,539	506
Other British Possessions . . . . .	1	1	1	9	1	180	180	232	1,237	94
<b>TOTAL BRITISH EMPIRE</b>	<b>99,533</b>	<b>561,618</b>	<b>347,169</b>	<b>222,901</b>	<b>116,044</b>	<b>1,49,27,779</b>	<b>8,17,78,322</b>	<b>4,82,07,966</b>	<b>2,00,32,733</b>	<b>80,02,139</b>
Russia— Southern Russia . . . . .	..	..	..	24	..	..	..	..	3,600	..
Germany . . . . .	26	..	1	2	..	4,711	19	155	361	98
Belgium . . . . .	..	4,073	4	20	..	50	6,70,060	776	2,520	..
Greece . . . . .	..	..	..	..	20	..	..	..	..	3,233
Maskat Territory and Tru- cial Oman . . . . .	..	4	7	4	10	70	796	1,077	647	1,033
Other Native States in Arabia . . . . .	..	1	3	7	..	..	265	795	2,335	48
Iraq . . . . .	1,007	12,891	18,258	27,985	8,062	2,86,743	5,14,660	31,71,346	43,06,049	9,19,454
Persia . . . . .	525	81	78	150	37	53,093	17,485	15,694	28,457	5,041
Java . . . . .	3,137	2,308	2,304	2,133	933	3,39,391	4,31,906	3,82,433	4,98,126	1,10,764
Celebes and other islands . . . . .	..	9	..	..	..	..	1,600	..	..	..
Slam . . . . .	5,860	9,331	..	101	2,292	7,92,466	14,67,476	..	11,236	2,74,107
Indo-China (including Cochin- China, Cambodia, Annam, Tonkin and French leased territories in China) . . . . .	21,274	146,484	6,192	5,033	21,973	24,48,557	1,91,74,855	7,84,470	4,94,316	16,50,134
China (exclusive of Hong- kong and Macao) . . . . .	1,225	3,958	3,641	16,330	6,364	2,42,322	7,14,619	6,96,971	24,99,428	7,24,036
Japan . . . . .	27,524	5,148	72	2,435	599	39,45,317	7,92,529	24,871	2,48,706	66,233
Egypt . . . . .	1	..	59	24	..	377	30	11,620	2,500	..
Portuguese East Africa . . . . .	177	65	107	149	20	27,566	11,818	22,451	29,260	2,859
United States of America— Via Atlantic Coast . . . . .	1	1	..	1	1	239	370	113	169	313
Pacific . . . . .	..	400	..	2	..	188	68,390	183	985	140
Argentine Republic (including the Atlantic Coast of Patagonia) . . . . .	..	10,304	6,050	..	..	..	10,33,029	8,22,361	..	..
Other Foreign Countries . . . . .	2	2	3	5	..	723	1,138	1,254	1,009	732
<b>TOTAL FOREIGN COUNTRIES</b>	<b>61,359</b>	<b>186,059</b>	<b>37,279</b>	<b>54,605</b>	<b>140,316</b>	<b>81,42,313</b>	<b>2,55,01,095</b>	<b>59,37,070</b>	<b>51,29,904</b>	<b>37,53,336</b>
Province of Bengal . . . . .	29,491	361,396	138,411	122,324	31,641	43,86,105	5,17,35,576	2,63,37,566	1,00,95,521	50,76,241
Bombay . . . . .	74,332	118,536	141,397	118,315	33,954	1,16,99,322	1,34,07,276	2,02,61,707	1,41,23,134	34,27,335
Sind . . . . .	549	1,106,560	34,534	10,217	3,114	90,019	1,53,72,226	49,42,004	8,45,971	3,84,333
Madras . . . . .	55,393	153,221	9,602	11,024	23,937	63,65,420	2,13,05,911	13,11,621	14,99,937	24,04,274
Burma . . . . .	532	2,415	9,354	15,032	3,714	1,28,731	3,99,823	13,52,139	15,98,074	4,68,537
<b>TOTAL</b>	<b>160,897</b>	<b>747,677</b>	<b>384,443</b>	<b>277,412</b>	<b>156,360</b>	<b>2,30,73,097</b>	<b>10,72,80,317</b>	<b>5,42,05,036</b>	<b>2,81,62,637</b>	<b>1,17,60,525</b>

ARTICLES, AND COUNTRIES OF CONSIGNMENT; ALSO SHARE OF EACH PROVINCE	QUANTITY					VALUE				
	1927-28	1928-29	1929-30	1930-31	1931-32	1927-28	1928-29	1929-30	1930-31	1931-32
	Cwts.	Cwts.	Cwts.	Cwts.	Cwts.	₹	₹	₹	₹	₹
<b>Graphite crucibles (H. B)—</b>										
United Kingdom . . . . .	3,307	3,179	2,976	2,460	2,874	1,63,383	1,66,291	1,52,794	1,27,567	1,49,900
Other British Possessions	..	20	..	..	..	..	110	..	..	..
<b>TOTAL BRITISH EMPIRE</b>	<b>3,307</b>	<b>3,199</b>	<b>2,976</b>	<b>2,460</b>	<b>2,874</b>	<b>1,63,383</b>	<b>1,66,401</b>	<b>1,52,794</b>	<b>1,27,567</b>	<b>1,49,900</b>
Germany . . . . .	282	113	282	666	955	6,344	4,054	9,930	22,447	30,787
France . . . . .	2	189	49	11	29	117	9,310	2,166	549	924
Italy . . . . .	9	33	..	5	19	311	1,161	..	292	431
Japan . . . . .	..	47	16	..	..	..	2,080	497	..	..
United States of America— Via Atlantic Coast . . . . .	214	179	42	77	125	12,345	10,048	2,316	3,116	7,800
Other Foreign Countries . . . . .	..	5	23	7	8	..	465	991	201	346
<b>TOTAL FOREIGN COUNTRIES</b>	<b>507</b>	<b>566</b>	<b>412</b>	<b>766</b>	<b>1,136</b>	<b>19,117</b>	<b>27,118</b>	<b>15,900</b>	<b>26,605</b>	<b>39,848</b>
<i>Share of Bengal</i> . . . . .	994	668	767	997	600	50,533	29,926	33,498	41,658	17,279
„ <i>Bombay</i> . . . . .	2,448	2,337	2,058	1,742	2,311	1,13,572	1,24,061	1,02,176	82,615	1,39,533
„ <i>Sind</i> . . . . .	100	468	391	297	441	2,541	25,826	23,849	13,622	23,345
„ <i>Madras</i> . . . . .	187	178	161	153	125	9,256	9,023	3,502	3,779	6,964
„ <i>Burma</i> . . . . .	105	114	11	37	33	6,592	4,678	669	2,498	2,127
<b>TOTAL</b>	<b>3,814</b>	<b>3,765</b>	<b>3,388</b>	<b>3,226</b>	<b>4,010</b>	<b>1,82,500</b>	<b>1,93,519</b>	<b>1,68,694</b>	<b>1,54,172</b>	<b>1,89,748</b>
<b>Gums and Resins—</b>										
<b>Arabic (H. D)—</b>	<b>Cwts.</b>	<b>Cwts.</b>	<b>Cwts.</b>	<b>Cwts.</b>	<b>Cwts.</b>					
United Kingdom . . . . .	199	1,003	499	2,447	139	6,619	29,610	14,698	64,042	4,383
Aden and Dependencies . . . . .	3,461	6,120	6,330	2,739	1,363	79,600	1,45,586	1,73,511	69,488	30,623
Straits Settlements (including Labuan) . . . . .	..	40	..	..	..	..	1,177	9	..	..
Kenya Colony . . . . .	..	86	..	..	..	..	2,000	..	..	..
Tanganyika Territory . . . . .	..	..	212	43	..	..	..	4,300	1,200	..
Somaland Protectorate . . . . .	..	..	531	125	79	..	..	17,120	3,135	1,825
Anglo-Egyptian Sudan . . . . .	295	2,977	454	590	1,088	7,188	64,015	13,800	15,400	23,440
Other British Possessions . . . . .	71	32	..	2	7	1,184	835	..	50	225
<b>TOTAL BRITISH EMPIRE</b>	<b>4,026</b>	<b>10,258</b>	<b>8,026</b>	<b>5,996</b>	<b>2,076</b>	<b>94,591</b>	<b>2,43,223</b>	<b>2,22,938</b>	<b>1,53,315</b>	<b>60,496</b>
Germany . . . . .	98	36	55	180	21	3,200	1,192	2,787	10,108	793
Netherlands . . . . .	..	..	..	..	44	..	..	..	..	1,261
Belgium . . . . .	..	..	..	..	189	..	..	..	..	4,500
Italy . . . . .	3	215	..	..	..	83	5,142	8	15	..
Syria . . . . .	..	395	..	..	..	..	8,000	..	..	..
Iraq . . . . .	..	6	2	184	..	..	174	74	4,600	..
Native States in Arabia other than Maskat Territory and Trucial Oman . . . . .	548	485	910	692	225	9,364	11,731	27,423	13,483	4,765
Persia . . . . .	..	1	7	214	12	..	25	154	6,009	270
Egypt . . . . .	848	1,029	306	771	940	24,054	44,832	11,474	25,484	23,133
Italian East Africa (Somal- land and Eritrea) . . . . .	292	1,344	1,331	958	397	5,475	47,310	34,605	19,941	3,613
Other Foreign Countries . . . . .	..	35	1	2	..	..	834	25	55	13
<b>TOTAL FOREIGN COUNTRIES</b>	<b>1,784</b>	<b>4,646</b>	<b>2,612</b>	<b>2,981</b>	<b>1,328</b>	<b>42,176</b>	<b>1,18,790</b>	<b>76,550</b>	<b>94,695</b>	<b>48,402</b>
<i>Share of Bengal</i> . . . . .	1,025	1,315	353	1,060	1,126	29,355	37,766	14,246	32,268	34,133
„ <i>Bombay</i> . . . . .	4,592	13,349	9,983	7,234	3,204	1,01,353	3,17,354	2,76,636	1,73,731	73,342
„ <i>Sind</i> . . . . .	129	176	247	93	74	3,915	4,326	5,500	2,068	1,347
„ <i>Madras</i> . . . . .	64	64	49	184	..	2,123	2,044	2,796	7,124	25
„ <i>Burma</i> . . . . .	..	..	1	401	..	16	23	260	22,519	2
<b>TOTAL</b>	<b>5,810</b>	<b>14,904</b>	<b>10,633</b>	<b>6,977</b>	<b>4,604</b>	<b>1,36,767</b>	<b>3,62,013</b>	<b>2,99,488</b>	<b>2,33,016</b>	<b>1,08,898</b>

No. 13—continued

ARTICLES, AND COUNTRIES OF CONSIGNMENT; ALSO SHARE OF EACH PROVINCE	QUANTITY					VALUE				
	1927-28	1928-29	1929-30	1930-31	1931-32	1927-28	1928-29	1929-30	1930-31	1931-32
	Owts.	Owts.	Owts.	Owts.	Owts.	Rs.	Rs.	Rs.	Rs.	Rs.
<b>Gums and Resins—continued</b>										
<i>Benjamin (II. D)—</i>										
United Kingdom . . . . .	61	9	1	825	12	3,010	451	112	37,523	720
Ceylon . . . . .	89	345	499	146	7	3,033	14,889	20,859	3,703	278
Straits Settlements (including Labuan) . . . . .	20,383	17,608	18,264	15,914	17,781	9,52,705	2,54,309	10,04,761	8,31,829	8,90,883
Federated Malay States . . . . .	..	9	7	2	51	..	520	391	119	1,588
Others British Possessions . . . . .	..	1	..	..	45	..	70	..	..	950
<b>TOTAL BRITISH EMPIRE</b>	<b>20,533</b>	<b>17,967</b>	<b>18,768</b>	<b>16,887</b>	<b>17,896</b>	<b>9,58,748</b>	<b>9,69,739</b>	<b>10,26,123</b>	<b>8,73,174</b>	<b>8,94,419</b>
<b>Foreign Countries</b>										
Iraq . . . . .	..	18	..	..	..	..	1,080	..	..	..
Sumatra . . . . .	..	..	..	22	220	..	..	..	1,245	12,681
Java . . . . .	3	30	11	2	124	169	2,201	430	94	5,469
Other Foreign Countries . . . . .	8	2	13	2	1	509	95	821	65	63
<b>TOTAL FOREIGN COUNTRIES</b>	<b>11</b>	<b>50</b>	<b>24</b>	<b>26</b>	<b>345</b>	<b>678</b>	<b>3,376</b>	<b>1,251</b>	<b>1,404</b>	<b>18,153</b>
<b>Share of Bengal</b>	<b>1,524</b>	<b>1,106</b>	<b>1,531</b>	<b>1,477</b>	<b>1,312</b>	<b>84,688</b>	<b>69,020</b>	<b>98,777</b>	<b>90,609</b>	<b>73,518</b>
.. Bombay . . . . .	3,524	3,806	3,584	6,787	7,931	4,29,429	4,95,625	4,98,787	3,31,672	4,61,071
.. Sind . . . . .	57	66	85	102	66	3,249	3,950	4,894	5,334	3,450
.. Madras . . . . .	9,603	7,161	7,682	7,642	8,102	4,00,865	3,50,511	3,69,995	3,48,209	3,22,320
.. Burma . . . . .	336	378	307	305	330	41,195	54,009	54,921	48,754	46,213
<b>TOTAL</b>	<b>20,544</b>	<b>18,017</b>	<b>18,789</b>	<b>16,913</b>	<b>18,241</b>	<b>9,59,426</b>	<b>9,78,115</b>	<b>10,27,374</b>	<b>8,74,578</b>	<b>9,12,572</b>
<b>Dammer (resins) (II. D)—</b>										
United Kingdom . . . . .	3	4,379	4,024	..	356	72	34,163	31,842	..	10,324
Straits Settlements (including Labuan) . . . . .	60,321	33,064	31,288	23,603	33,127	4,60,579	2,53,271	2,48,671	2,18,611	2,45,372
Federated Malay States . . . . .	2,211	1,643	1,494	1,840	1,085	18,613	13,968	13,395	11,664	10,378
Zanzibar and Pemba . . . . .	..	..	..	107	71	..	..	..	3,590	1,925
Other British Possessions . . . . .	13	10	51	2	15	125	176	423	15	115
<b>TOTAL BRITISH EMPIRE</b>	<b>62,548</b>	<b>39,096</b>	<b>36,857</b>	<b>30,052</b>	<b>34,654</b>	<b>4,79,389</b>	<b>3,01,578</b>	<b>2,89,331</b>	<b>2,33,880</b>	<b>2,68,114</b>
<b>Foreign Countries</b>										
Java . . . . .	2,908	354	..	..	..	21,434	2,475	..	..	..
Other Foreign Countries . . . . .	117	9	..	..	103	954	143	..	..	803
<b>TOTAL FOREIGN COUNTRIES</b>	<b>2,935</b>	<b>363</b>	<b>..</b>	<b>..</b>	<b>103</b>	<b>22,438</b>	<b>2,618</b>	<b>..</b>	<b>..</b>	<b>803</b>
<b>Share of Bengal</b>	<b>43,367</b>	<b>32,064</b>	<b>35,846</b>	<b>29,229</b>	<b>23,651</b>	<b>3,31,704</b>	<b>2,46,998</b>	<b>2,74,164</b>	<b>2,22,657</b>	<b>1,73,254</b>
.. Bombay . . . . .	124	15	29	107	2,643	927	732	1,800	3,590	43,089
.. Sind . . . . .	..	..	11	..	21	..	..	392	..	465
.. Madras . . . . .	45	98	971	716	1,689	3,022	5,074	13,975	7,633	14,192
.. Burma . . . . .	21,947	7,312	..	..	6,753	1,60,174	51,388	..	..	37,912
<b>TOTAL</b>	<b>65,483</b>	<b>39,459</b>	<b>36,857</b>	<b>30,052</b>	<b>34,757</b>	<b>5,01,927</b>	<b>3,04,196</b>	<b>2,89,331</b>	<b>2,33,880</b>	<b>2,68,917</b>

GENERAL IMPORTS

ARTICLES, AND COUNTRIES OF CONSIGNMENT; ALSO SHARE OF EACH PROVINCE	QUANTITY					VALUE				
	1927-28	1928-29	1929-30	1930-31	1931-32	1927-28	1928-29	1929-30	1930-31	1931-32
<b>Gums and Resins—continued</b>										
<i>Olibanum or Frankincense (H. D)—</i>	<i>Cwts.</i>	<i>Cwts.</i>	<i>Cwts.</i>	<i>Cwts.</i>	<i>Cwts.</i>	<i>R.</i>	<i>R.</i>	<i>R.</i>	<i>R.</i>	<i>R.</i>
United Kingdom . . . . .	..	..	228	234	..	..	..	2,780	2,890	..
Aden and Dependencies . . . . .	2,304	5,876	6,484	2,459	599	35,494	1,09,442	95,406	80,445	7,362
Zanzibar and Pemba . . . . .	..	55	112	100	2	..	825	1,375	648	15
Other British Possessions . . . . .	39	4	..	..	2	451	41	1	16	38
<b>TOTAL BRITISH EMPIRE</b> . . . . .	<b>2,343</b>	<b>5,935</b>	<b>6,824</b>	<b>2,793</b>	<b>603</b>	<b>35,945</b>	<b>1,10,308</b>	<b>99,512</b>	<b>83,999</b>	<b>7,415</b>
<b>Maskat Territory and Trucial Oman . . . . .</b>	<b>7,931</b>	<b>7,118</b>	<b>12,419</b>	<b>11,598</b>	<b>7,997</b>	<b>98,321</b>	<b>96,556</b>	<b>1,63,057</b>	<b>1,22,289</b>	<b>81,181</b>
<b>Other Native States in Arabia Persia . . . . .</b>	<b>6,935</b>	<b>4,092</b>	<b>14,640</b>	<b>13,215</b>	<b>9,340</b>	<b>93,215</b>	<b>59,037</b>	<b>1,82,103</b>	<b>1,25,085</b>	<b>94,558</b>
<b>Italian East Africa (Somal- land and Eritrea) . . . . .</b>	<b>3,176</b>	<b>1,508</b>	<b>201</b>	<b>270</b>	<b>56</b>	<b>46,615</b>	<b>17,439</b>	<b>2,870</b>	<b>3,420</b>	<b>1,344</b>
<b>Other Foreign Countries . . . . .</b>	<b>57</b>	<b>70</b>	<b>120</b>	<b>196</b>	<b>60</b>	<b>560</b>	<b>1,400</b>	<b>1,811</b>	<b>5,627</b>	<b>600</b>
<b>TOTAL FOREIGN COUNTRIES</b> . . . . .	<b>18,149</b>	<b>12,788</b>	<b>27,384</b>	<b>25,279</b>	<b>17,458</b>	<b>2,38,711</b>	<b>1,74,432</b>	<b>3,49,392</b>	<b>2,56,421</b>	<b>1,77,628</b>
<i>Share of Bengal . . . . .</i>	<i>..</i>	<i>2</i>	<i>..</i>	<i>..</i>	<i>..</i>	<i>..</i>	<i>15</i>	<i>..</i>	<i>..</i>	<i>..</i>
<i>„ Bombay . . . . .</i>	<i>20,492</i>	<i>18,691</i>	<i>34,208</i>	<i>23,071</i>	<i>13,036</i>	<i>2,74,655</i>	<i>2,34,279</i>	<i>4,48,903</i>	<i>2,90,393</i>	<i>1,84,368</i>
<i>„ Sind . . . . .</i>	<i>..</i>	<i>28</i>	<i>..</i>	<i>1</i>	<i>18</i>	<i>..</i>	<i>420</i>	<i>..</i>	<i>11</i>	<i>147</i>
<i>„ Madras . . . . .</i>	<i>..</i>	<i>..</i>	<i>..</i>	<i>..</i>	<i>2</i>	<i>1</i>	<i>..</i>	<i>1</i>	<i>16</i>	<i>38</i>
<i>„ Burma . . . . .</i>	<i>..</i>	<i>2</i>	<i>..</i>	<i>..</i>	<i>..</i>	<i>..</i>	<i>26</i>	<i>..</i>	<i>..</i>	<i>..</i>
<b>TOTAL</b> . . . . .	<b>20,492</b>	<b>18,723</b>	<b>34,208</b>	<b>23,072</b>	<b>13,056</b>	<b>2,74,656</b>	<b>2,34,740</b>	<b>4,48,904</b>	<b>2,90,420</b>	<b>1,85,048</b>
<b>Resins (H. D)—</b>	<b><i>Cwts.</i></b>	<b><i>Cwts.</i></b>	<b><i>Cwts.</i></b>	<b><i>Cwts.</i></b>	<b><i>Cwts.</i></b>					
United Kingdom . . . . .	609	2,032	503	1,132	601	15,284	20,124	7,655	12,322	5,771
Straits Settlements (including Labuan) . . . . .	9,935	21,200	29,355	29,819	19,553	81,493	1,57,322	2,26,701	2,24,554	1,22,499
Federated Malay States . . . . .	463	847	1,940	848	325	3,234	5,653	14,655	6,171	1,884
Hongkong . . . . .	..	..	..	..	156	..	..	..	..	1,742
Other British Possessions . . . . .	12	8	62	17	155	142	135	630	278	1,057
<b>TOTAL BRITISH EMPIRE</b> . . . . .	<b>11,019</b>	<b>24,087</b>	<b>31,860</b>	<b>31,816</b>	<b>20,790</b>	<b>1,00,153</b>	<b>1,83,234</b>	<b>2,49,541</b>	<b>2,43,325</b>	<b>1,32,953</b>
Sweden . . . . .	..	..	..	110	620	..	..	..	1,406	4,199
Germany . . . . .	1,217	121	173	333	258	26,320	2,394	2,616	4,429	2,724
France . . . . .	..	..	614	..	..	..	..	9,780	..	..
Greece . . . . .	..	110	..	..	..	..	2,000	..	..	..
Java . . . . .	..	280	..	..	..	..	1,095	..	..	4
Japan . . . . .	61	125	70	107	13	782	1,177	1,140	1,345	156
United States of America— Via Atlantic Coast . . . . .	15,589	12,114	15,750	16,266	12,081	2,33,892	1,30,736	2,27,556	2,19,860	1,32,566
„ Pacific „ . . . . .	..	..	..	35	89	..	..	..	626	1,155
Other Foreign Countries . . . . .	4	13	..	9	16	78	202	75	123	181
<b>TOTAL FOREIGN COUNTRIES</b> . . . . .	<b>16,871</b>	<b>12,748</b>	<b>16,612</b>	<b>16,880</b>	<b>13,027</b>	<b>2,61,072</b>	<b>1,33,204</b>	<b>2,41,167</b>	<b>2,27,789</b>	<b>1,40,985</b>
<i>Share of Bengal . . . . .</i>	<i>13,844</i>	<i>10,810</i>	<i>16,531</i>	<i>13,374</i>	<i>11,892</i>	<i>2,02,656</i>	<i>1,58,452</i>	<i>2,21,068</i>	<i>1,85,117</i>	<i>1,10,154</i>
<i>„ Bombay . . . . .</i>	<i>3,211</i>	<i>3,463</i>	<i>7,888</i>	<i>7,768</i>	<i>7,358</i>	<i>92,798</i>	<i>30,659</i>	<i>75,010</i>	<i>63,782</i>	<i>64,680</i>
<i>„ Sind . . . . .</i>	<i>397</i>	<i>..</i>	<i>21</i>	<i>96</i>	<i>633</i>	<i>7,225</i>	<i>38</i>	<i>357</i>	<i>1,108</i>	<i>4,412</i>
<i>„ Madras . . . . .</i>	<i>5,110</i>	<i>3,313</i>	<i>3,323</i>	<i>2,754</i>	<i>2,385</i>	<i>50,232</i>	<i>34,405</i>	<i>39,475</i>	<i>37,088</i>	<i>26,718</i>
<i>„ Burma . . . . .</i>	<i>328</i>	<i>13,944</i>	<i>21,707</i>	<i>24,134</i>	<i>11,049</i>	<i>3,264</i>	<i>97,334</i>	<i>1,63,808</i>	<i>1,34,219</i>	<i>67,374</i>
<b>TOTAL</b> . . . . .	<b>27,890</b>	<b>36,830</b>	<b>48,472</b>	<b>48,676</b>	<b>33,817</b>	<b>3,61,225</b>	<b>3,71,438</b>	<b>4,90,708</b>	<b>4,71,114</b>	<b>2,73,933</b>

No. 13—continued.

ARTICLES, AND COUNTRIES OF CONSIGNMENT; ALSO SHARE OF EACH PROVINCE	QUANTITY					VALUE.				
	1927-28	1928-29	1929-30	1930-31	1931-32	1927-28	1928-29	1929-30	1930-31	1931-32
<b>Gums and Resins—continued</b>										
<i>Other sorts (II. D)—</i>	Cwts.	Cwts.	Cwts.	Cwts.	Cwts.	R	R	R	R	R
United Kingdom . . . . .	5,682	4,327	5,205	4,023	5,303	2,22,404	1,97,973	2,58,733	1,79,011	2,09,338
Aden and Dependencies . . . . .	365	5,900	1,921	742	1,174	11,828	1,13,810	60,012	14,512	21,323
Straits Settlements (including Labuan) . . . . .	1,977	1,029	2,388	2,364	806	80,769	73,371	93,386	77,936	23,702
Zanzibar and Pemba . . . . .	204	56	88	68	54	11,683	3,200	2,541	1,348	1,502
Kenya Colony . . . . .	118	..	13	149	377	3,254	..	300	1,720	4,343
Tanganyika Territory . . . . .	..	..	368	3,519	7,167	..	..	4,109	35,195	94,782
Somálland Protectorate . . . . .	..	..	139	56	116	..	..	6,475	1,370	3,531
Victoria . . . . .	..	60	..	..	..	..	2,752	..	..	..
<i>Australian Commonwealth (Total)</i> . . . . .	..	60	..	..	..	..	2,752	..	..	..
Other British Possessions . . . . .	6	1	5	5	103	150	97	122	229	1,173
<b>TOTAL BRITISH EMPIRE</b> . . . . .	<b>8,302</b>	<b>12,273</b>	<b>10,117</b>	<b>10,926</b>	<b>16,100</b>	<b>3,30,148</b>	<b>3,91,212</b>	<b>4,25,678</b>	<b>3,11,316</b>	<b>3,58,680</b>
Germany . . . . .	266	87	38	344	771	13,173	7,727	2,546	10,969	21,030
Netherlands . . . . .	180	156	200	274	62	5,275	4,882	5,506	4,711	1,665
Belgium . . . . .	10	..	40	101	100	749	..	1,952	3,738	3,466
France . . . . .	6	37	47	94	49	1,462	550	2,046	3,898	1,738
Italy . . . . .	135	63	16	38	2	20,855	9,112	2,921	941	103
Greece . . . . .	79	123	123	160	140	12,186	19,450	20,242	24,777	17,202
Maskat Territory and Trucial Oman . . . . .	153	26	..	46	..	1,934	762	2	547	..
Iraq . . . . .	45	1	215	72	134	7,366	19	10,150	1,496	5,209
Perala . . . . .	39,419	49,304	52,610	35,755	13,764	12,36,419	11,33,405	11,47,385	6,17,555	2,62,715
Java . . . . .	..	10	..	..	..	4*	1,531	..	..	..
China (exclusive of Hong- kong and Macao) . . . . .	59	..	..	..	..	2,292	..	..	..	..
Japan . . . . .	..	147	105	10	..	..	9,532	12,564	222	3
Egypt . . . . .	50	94	..	194	15	7,668	5,667	..	5,065	1,764
Italian East Africa (Somá- land and Eritrea) . . . . .	164	237	32	171	52	6,007	11,689	995	4,438	651
United States of America— Via Atlantic Coast . . . . .	22	19	364	7	..	3,118	2,771	7,905	94	20
Other Foreign Countries . . . . .	4	22	2	7	176	23	794	341	90	1,371
<b>TOTAL FOREIGN COUNTRIES</b> . . . . .	<b>40,597</b>	<b>50,326</b>	<b>53,737</b>	<b>37,273</b>	<b>15,266</b>	<b>13,68,571</b>	<b>12,07,891</b>	<b>12,14,555</b>	<b>6,87,541</b>	<b>3,16,946</b>
<i>Share of Bengal</i> . . . . .	<i>2,763</i>	<i>1,530</i>	<i>2,124</i>	<i>2,172</i>	<i>2,673</i>	<i>74,344</i>	<i>56,193</i>	<i>85,746</i>	<i>76,910</i>	<i>60,573</i>
„ <i>Bombay</i> . . . . .	<i>45,224</i>	<i>59,747</i>	<i>60,572</i>	<i>44,771</i>	<i>26,962</i>	<i>15,71,267</i>	<i>14,33,208</i>	<i>15,03,368</i>	<i>8,66,230</i>	<i>5,34,269</i>
„ <i>Sind</i> . . . . .	<i>63</i>	<i>91</i>	<i>78</i>	<i>115</i>	<i>132</i>	<i>6,442</i>	<i>7,024</i>	<i>4,274</i>	<i>2,951</i>	<i>4,023</i>
„ <i>Madras</i> . . . . .	<i>631</i>	<i>708</i>	<i>985</i>	<i>837</i>	<i>492</i>	<i>33,602</i>	<i>32,135</i>	<i>41,318</i>	<i>32,694</i>	<i>21,825</i>
„ <i>Burma</i> . . . . .	<i>203</i>	<i>473</i>	<i>145</i>	<i>304</i>	<i>102</i>	<i>7,534</i>	<i>15,493</i>	<i>5,527</i>	<i>13,072</i>	<i>4,945</i>
<b>TOTAL</b> . . . . .	<b>48,899</b>	<b>62,599</b>	<b>63,904</b>	<b>43,199</b>	<b>30,366</b>	<b>16,98,719</b>	<b>15,99,103</b>	<b>16,40,233</b>	<b>9,98,957</b>	<b>6,75,635</b>
<b>Total Gums and Resins—</b>	<b>Cwts.</b>	<b>Cwts.</b>	<b>Cwts.</b>	<b>Cwts.</b>	<b>Cwts.</b>					
United Kingdom . . . . .	6,504	11,750	10,460	8,661	6,411	2,47,449	2,82,321	3,15,770	2,95,788	2,29,531
Aden and Dependencies . . . . .	6,130	17,896	14,735	5,990	3,181	1,26,922	3,63,847	3,28,029	1,14,445	60,258
Ceylon . . . . .	111	345	591	148	36	3,276	14,416	21,713	3,744	708
Straits Settlements (including Labuan) . . . . .	92,655	73,840	81,245	76,700	71,267	15,75,996	14,39,491	15,68,523	13,52,930	12,82,456
Federated Malay States . . . . .	2,674	2,499	3,441	2,190	1,473	21,847	20,141	28,341	17,954	13,930
Hongkong . . . . .	27	18	20	17	156	304	304	322	275	1,742
Zanzibar and Pemba . . . . .	251	143	195	277	134	12,617	4,860	3,910	5,631	3,667
Kenya Colony . . . . .	118	86	13	149	377	3,254	2,000	300	1,720	4,343
Tanganyika Territory . . . . .	..	..	575	3,562	7,167	..	..	8,409	36,395	94,782
Somálland Protectorate . . . . .	..	..	720	181	195	..	..	23,595	4,505	5,356
Anglo-Egyptian Sudan . . . . .	295	2,977	454	590	1,038	7,188	64,015	13,300	15,407	23,440
Victoria . . . . .	..	60	..	..	..	..	2,752	..	..	..
<i>Australian Commonwealth (Total)</i> . . . . .	..	60	..	..	..	..	2,752	..	..	..
Other British Possessions . . . . .	6	2	..	5	234	121	147	..	222	1,313
<b>TOTAL BRITISH EMPIRE</b> . . . . .	<b>106,771</b>	<b>109,616</b>	<b>112,440</b>	<b>93,470</b>	<b>91,719</b>	<b>19,93,974</b>	<b>21,99,294</b>	<b>23,13,123</b>	<b>18,40,009</b>	<b>17,22,036</b>

GENERAL IMPORTS

ARTICLES, AND COUNTRIES OF CONSIGNMENT; ALSO SHARE OF EACH PROVINCE	QUANTITY					VALUE				
	1927-28	1928-29	1929-30	1930-31	1931-32	1927-28	1928-29	1929-30	1930-31	1931-32
<b>Gums and Resins—concluded</b>						R	R	R	R	R
<b>Total Gums and Resins— continued</b>	Cwts.	Cwts.	Cwts.	Cwts.	Cwts.					
Sweden . . . . .	..	..	..	110	719	..	..	..	1,406	4,992
Germany . . . . .	1,576	244	268	857	1,050	42,693	11,313	9,009	34,506	24,556
Netherlands . . . . .	180	156	200	274	207	5,275	4,882	5,506	4,711	3,719
Belgium . . . . .	10	..	40	101	305	749	14	1,952	3,732	3,109
France . . . . .	6	37	661	94	49	1,462	550	11,326	3,892	1,738
Italy . . . . .	142	278	16	38	2	21,016	14,254	2,924	956	103
Greece . . . . .	79	233	123	160	140	12,186	21,450	20,242	24,777	17,202
Syria . . . . .	..	395	..	..	..	..	8,000	..	..	..
Maskat Territory and Trucial Oman . . . . .	8,090	7,144	12,420	11,651	7,997	1,00,281	97,318	1,63,084	1,22,936	81,142
Other Native States in Arabia	7,533	4,597	15,550	13,914	9,565	1,02,579	71,469	2,09,531	1,43,658	99,318
Iraq . . . . .	45	25	221	236	134	7,366	1,273	10,275	6,096	5,209
Persia . . . . .	42,602	50,825	52,318	36,239	13,332	13,33,511	11,51,049	11,50,409	6,26,934	2,64,329
Sumatra . . . . .	127	1	..	22	222	954	8	..	1,245	12,631
Java . . . . .	2,311	672	11	4	124	21,698	8,332	430	149	5,473
China (exclusive of Hongkong and Macao) . . . . .	59	..	9	2	..	2,292	..	694	20	2
Japan . . . . .	31	299	175	117	14	782	11,332	13,704	1,567	222
Egypt . . . . .	898	1,723	306	965	955	31,722	50,049	11,474	30,546	29,946
Italian East Africa (Somall- land and Eritrea) . . . . .	513	2,151	1,483	1,325	510	12,042	60,399	36,911	30,006	9,869
United States of America—										
Via Atlantic Coast . . . . .	15,611	12,133	16,114	16,273	12,031	2,37,010	1,33,507	2,35,461	2,19,954	1,32,536
" Pacific " . . . . .	..	..	..	35	39	..	..	..	626	1,155
Other Foreign Countries . . . . .	4	3	4	2	77	28	111	483	70	616
<b>TOTAL FOREIGN COUNTRIES</b>	<b>80,347</b>	<b>80,916</b>	<b>100,419</b>	<b>82,419</b>	<b>48,022</b>	<b>19,33,846</b>	<b>16,95,311</b>	<b>18,82,915</b>	<b>12,57,850</b>	<b>7,02,917</b>
<i>Share of Bengal</i> . . . . .	<i>62,523</i>	<i>46,377</i>	<i>55,385</i>	<i>47,312</i>	<i>40,659</i>	<i>7,23,247</i>	<i>5,63,444</i>	<i>6,93,991</i>	<i>6,07,561</i>	<i>4,51,636</i>
" <i>Bombay</i> . . . . .	<i>37,167</i>	<i>109,071</i>	<i>121,269</i>	<i>94,733</i>	<i>66,734</i>	<i>24,70,429</i>	<i>26,66,363</i>	<i>23,04,554</i>	<i>17,31,193</i>	<i>14,11,309</i>
" <i>Sind</i> . . . . .	<i>651</i>	<i>361</i>	<i>442</i>	<i>412</i>	<i>944</i>	<i>20,331</i>	<i>16,303</i>	<i>15,417</i>	<i>11,472</i>	<i>13,344</i>
" <i>Madras</i> . . . . .	<i>15,453</i>	<i>11,314</i>	<i>13,012</i>	<i>12,133</i>	<i>12,670</i>	<i>4,94,900</i>	<i>4,24,219</i>	<i>4,67,560</i>	<i>4,32,764</i>	<i>3,91,113</i>
" <i>Burma</i> . . . . .	<i>22,319</i>	<i>32,909</i>	<i>22,760</i>	<i>25,794</i>	<i>13,734</i>	<i>2,23,213</i>	<i>2,18,771</i>	<i>2,24,516</i>	<i>2,73,361</i>	<i>1,57,046</i>
<b>TOTAL</b>	<b>180,118</b>	<b>190,532</b>	<b>212,368</b>	<b>180,339</b>	<b>139,741</b>	<b>39,32,620</b>	<b>33,94,605</b>	<b>41,96,038</b>	<b>31,06,859</b>	<b>24,25,003</b>
<b>Hair and manufactures of hair—</b>										
<b>Hair of all kinds (H. S)—</b>	Cwts.	Cwts.	Cwts.	Cwts.	Cwts.					
United Kingdom . . . . .	80	158	112	95	65	9,922	12,395	12,407	15,541	4,919
Straits Settlements (includ- ing Labuan) . . . . .	3	5	1	..	..	157	2,535	218	..	24
Hongkong . . . . .	..	13	26	56	19	..	7,157	15,640	18,638	6,615
<b>TOTAL BRITISH EMPIRE</b>	<b>83</b>	<b>176</b>	<b>139</b>	<b>151</b>	<b>74</b>	<b>10,079</b>	<b>22,587</b>	<b>28,265</b>	<b>34,179</b>	<b>11,558</b>
Maskat Territory and Trucial Oman . . . . .	931	931	476	439	330	24,433	24,557	11,942	8,316	16,097
Persia . . . . .	52	515	776	389	437	14,640	14,305	22,895	9,095	9,155
China (exclusive of Hongkong and Macao) . . . . .	2	2	1	4	2	575	910	1,136	2,131	643
Other Foreign Countries . . . . .	6	..	1	..	26	629	120	131	203	536
<b>TOTAL FOREIGN COUNTRIES</b>	<b>1,518</b>	<b>1,478</b>	<b>1,254</b>	<b>832</b>	<b>1,295</b>	<b>40,277</b>	<b>40,392</b>	<b>36,204</b>	<b>19,355</b>	<b>26,436</b>
<i>Share of Bengal</i> . . . . .	<i>48</i>	<i>103</i>	<i>33</i>	<i>66</i>	<i>39</i>	<i>7,309</i>	<i>11,059</i>	<i>3,413</i>	<i>11,735</i>	<i>3,374</i>
" <i>Bombay</i> . . . . .	<i>..</i>	<i>2</i>	<i>21</i>	<i>33</i>	<i>16</i>	<i>..</i>	<i>268</i>	<i>3,922</i>	<i>5,543</i>	<i>1,679</i>
" <i>Sind</i> . . . . .	<i>1,531</i>	<i>1,430</i>	<i>1,255</i>	<i>323</i>	<i>1,292</i>	<i>40,207</i>	<i>39,572</i>	<i>35,017</i>	<i>17,411</i>	<i>25,552</i>
" <i>Madras</i> . . . . .	<i>4</i>	<i>..</i>	<i>..</i>	<i>..</i>	<i>3</i>	<i>334</i>	<i>..</i>	<i>..</i>	<i>513</i>	<i>255</i>
" <i>Burma</i> . . . . .	<i>13</i>	<i>70</i>	<i>29</i>	<i>56</i>	<i>19</i>	<i>2,456</i>	<i>12,030</i>	<i>17,117</i>	<i>13,332</i>	<i>6,334</i>
<b>TOTAL</b>	<b>1,601</b>	<b>1,654</b>	<b>1,393</b>	<b>933</b>	<b>1,369</b>	<b>50,356</b>	<b>62,979</b>	<b>64,469</b>	<b>54,034</b>	<b>33,044</b>



No. 13—continued.

ARTICLES, AND COUNTRIES OF CONSIGNMENT; ALSO SHARE OF EACH PROVINCE	QUANTITY					VALUE				
	1927-28	1928-29	1929-30	1930-31	1931-32	1927-28	1928-29	1929-30	1930-31	1931-32
<b>Hair and manufactures of hair—continued</b>						R	R	R	R	R
<b>Manufactures of hair, other than toilet requisites (III. V)—</b>										
United Kingdom . . . . .	—	—	—	—	—	17,107	13,651	20,530	59,166	3,074
Other British Possessions . . . . .	—	—	—	—	—	..	35	..	..	..
<b>TOTAL BRITISH EMPIRE</b>	—	—	—	—	—	17,107	13,686	20,530	59,166	3,074
<b>TOTAL FOREIGN COUNTRIES</b>	—	—	—	—	—	261	687	173	..	124
<i>Share of Bengal</i> . . . . .	—	—	—	—	—	16,324	14,071	20,208	58,476	2,590
" <i>Bombay</i> . . . . .	—	—	—	—	—	963	25	450	643	463
" <i>Madras</i> . . . . .	—	—	—	—	—	81	..	..	..	145
" <i>Burma</i> . . . . .	—	—	—	—	—	..	277	45	47	..
<b>TOTAL</b>	—	—	—	—	—	17,368	14,378	20,703	59,166	3,198
<b>Total value of Hair and manufactures of hair</b>	—	—	—	—	—	67,724	77,352	85,172	1,13,200	1,41,242
<b>Hardware (excluding cutlery and electroplated ware)—</b>										
<b>Agricultural implements (III. D)—</b>										
United Kingdom . . . . .	—	—	—	—	—	13,95,715	12,10,057	11,76,037	7,44,241	4,30,887
Ceylon . . . . .	—	—	—	—	—	1,290	2,470	805	970	298
Straits Settlements (including Labuan) . . . . .	—	—	—	—	—	2,835	4,411	..	56	..
Federated Malay States . . . . .	—	—	—	—	—	1,594	..	..	..	..
Canada—										
<i>Via Atlantic Coast</i> . . . . .	—	—	—	—	—	4,680	..	..	..	..
Other British Possessions . . . . .	—	—	—	—	—	725	..	279	125	3
<b>TOTAL BRITISH EMPIRE</b>	—	—	—	—	—	14,06,839	12,16,038	11,77,121	7,45,398	4,80,086
Sweden . . . . .	—	—	—	—	—	2,160	52	..	..	..
Germany . . . . .	—	—	—	—	—	62,417	41,975	39,184	70,402	23,381
Belgium . . . . .	—	—	—	—	—	2,053	1,737	..	1,725	2,329
France . . . . .	—	—	—	—	—	8,482	9,484	3,495	..	288
Italy . . . . .	—	—	—	—	—	..	..	..	..	1,658
Austria . . . . .	—	—	—	—	—	..	..	..	1,857	749
Java . . . . .	—	—	—	—	—	..	..	1,091	..	..
United States of America—										
<i>Via Atlantic Coast</i> . . . . .	—	—	—	—	—	3,74,553	1,45,162	1,48,498	50,975	43,384
" <i>Pacific</i> " . . . . .	—	—	—	—	—	1,458	1,072	147	..	..
Other Foreign Countries . . . . .	—	—	—	—	—	627	111	72	289	258
<b>TOTAL FOREIGN COUNTRIES</b>	—	—	—	—	—	4,52,350	2,00,593	1,92,487	1,25,198	72,047
<i>Share of Bengal</i> . . . . .	—	—	—	—	—	11,11,323	8,70,272	7,91,761	3,43,407	2,32,889
" <i>Bombay</i> . . . . .	—	—	—	—	—	1,93,216	1,65,556	1,74,273	1,39,056	72,931
" <i>Sind</i> . . . . .	—	—	—	—	—	55,843	23,371	47,531	11,694	22,255
" <i>Madras</i> . . . . .	—	—	—	—	—	3,07,011	2,52,314	2,20,637	2,37,920	1,07,744
" <i>Burma</i> . . . . .	—	—	—	—	—	1,91,736	1,06,018	1,35,406	1,33,519	66,924
<b>TOTAL</b>	—	—	—	—	—	18,59,189	14,17,531	13,69,608	8,70,596	5,52,733
<b>Buckets of tinned or galvanised iron (III. D)—</b>										
United Kingdom . . . . .	—	—	—	—	—	1,84,832	1,47,548	1,53,694	1,13,143	44,076
Ceylon . . . . .	—	—	—	—	—	1,330	689	485	467	209
Other British Possessions . . . . .	—	—	—	—	—	494	446	10	273	6
<b>TOTAL BRITISH EMPIRE</b>	—	—	—	—	—	1,86,656	1,48,683	1,59,189	1,13,883	44,291

ARTICLES, AND COUNTRIES OF CONSIGNMENT; ALSO SHARE OF EACH PROVINCE	QUANTITY					VALUE				
	1927-28	1928-29	1929-30	1930-31	1931-32	1927-28	1928-29	1929-30	1930-31	1931-32
						R	R	R	R	R
<b>Hardware (excluding cutlery and electroplated ware)—continued</b>										
<i>Buckets of tinned or galvanized iron (III. D)—continued</i>										
Germany . . . . .	—	—	—	—	—	11,849	27,765	35,014	22,020	10,756
Other Foreign Countries . . . . .	—	—	—	—	—	2,390	2,074	885	240	1,596
<b>TOTAL FOREIGN COUNTRIES</b> . . . . .	—	—	—	—	—	14,239	29,839	35,899	22,260	12,352
<i>Share of Bengal</i> . . . . .	—	—	—	—	—	15,118	3,396	3,539	3,310	2,254
" <i>Bombay</i> . . . . .	—	—	—	—	—	5,439	5,388	6,216	1,649	3,266
" <i>Sind</i> . . . . .	—	—	—	—	—	516	448	683	622	704
" <i>Madras</i> . . . . .	—	—	—	—	—	14,090	9,984	5,785	5,676	3,835
" <i>Burma</i> . . . . .	—	—	—	—	—	1,65,732	1,53,806	1,70,360	1,19,396	47,171
<b>TOTAL</b> . . . . .	—	—	—	—	—	2,00,895	1,78,522	1,94,588	1,36,152	57,281
<b>Builders' hardware, such as locks, hinges, door bolts, etc. (III. D)—</b>										
United Kingdom . . . . .	—	—	—	—	—	10,09,310	8,70,248	9,08,487	12,28,873	8,09,056
Ceylon . . . . .	—	—	—	—	—	3,388	1,747	1,828	5,217	3,698
Straits Settlements (including Labuan) . . . . .	—	—	—	—	—	689	1,584	400	867	383
Mauritius and Dependencies . . . . .	—	—	—	—	—	1,344	..	..	..	..
Other British Possessions . . . . .	—	—	—	—	—	..	632	4	22	199
<b>TOTAL BRITISH EMPIRE</b> . . . . .	—	—	—	—	—	10,14,731	8,88,206	10,00,669	12,34,479	8,18,839
Sweden . . . . .	—	—	—	—	—	4,27,118	4,43,094	4,71,176	5,42,980	4,97,883
Norway . . . . .	—	—	—	—	—	6,469	18,449	6,141	848	2,545
Germany . . . . .	—	—	—	—	—	17,28,638	19,67,390	23,42,959	13,33,277	10,17,688
Netherlands . . . . .	—	—	—	—	—	6,539	4,978	1,260	11,399	1,348
Belgium . . . . .	—	—	—	—	—	58,048	48,881	57,981	48,036	44,835
France . . . . .	—	—	—	—	—	7,686	5,192	2,728	201	562
Switzerland . . . . .	—	—	—	—	—	1,845	..	1,314	..	..
Italy . . . . .	—	—	—	—	—	1,883	285	15	1,285	1,213
Austria . . . . .	—	—	—	—	—	8,950	11,351	6,381	3,467	4,017
Czechoslovakia . . . . .	—	—	—	—	—	1,796	3,052	5,880	2,221	3,782
China (exclusive of Hong-kong and Macao) . . . . .	—	—	—	—	—	3,618	..	..	..	10
Japan . . . . .	—	—	—	—	—	7,390	10,130	12,086	8,807	6,060
United States of America—										
<i>Via Atlantic Coast</i> . . . . .	—	—	—	—	—	1,40,298	1,38,548	1,07,721	98,019	65,154
" <i>Pacific</i> " . . . . .	—	—	—	—	—	..	435	..	89	540
Other Foreign Countries . . . . .	—	—	—	—	—	610	1,481	55	568	278
<b>TOTAL FOREIGN COUNTRIES</b> . . . . .	—	—	—	—	—	24,01,888	26,58,261	30,15,647	20,51,290	16,46,465
<i>Share of Bengal</i> . . . . .	—	—	—	—	—	10,43,137	9,57,400	11,47,523	8,23,420	6,58,228
" <i>Bombay</i> . . . . .	—	—	—	—	—	3,54,302	3,60,986	12,16,786	3,11,123	5,82,771
" <i>Sind</i> . . . . .	—	—	—	—	—	5,65,928	7,48,273	5,60,357	6,26,455	5,43,330
" <i>Madras</i> . . . . .	—	—	—	—	—	5,49,109	5,53,286	1,43,887	7,97,626	4,62,113
" <i>Burma</i> . . . . .	—	—	—	—	—	4,03,643	3,21,522	3,47,763	3,27,154	2,12,862
<b>TOTAL</b> . . . . .	—	—	—	—	—	34,16,619	35,41,467	40,16,316	32,85,778	24,59,801

No. 13—continued.

ARTICLES, AND COUNTRIES OF CONSIGNMENT; ALSO SHARE OF EACH PROVINCE	QUANTITY					VALUE				
	1927-28	1928-29	1929-30	1930-31	1931-32	1927-28	1928-29	1929-30	1930-31	1931-32
						Rs	Rs	Rs	Rs	Rs
<b>Hardware (excluding cutlery and electroplated ware)— continued</b>										
<b>Domestic hardware, other than enamelled ironware (III. D)—</b>										
United Kingdom . . . . .	—	—	—	—	—	4,36,860	3,66,214	3,42,364	2,71,018	2,44,299
Ceylon . . . . .	—	—	—	—	—	9,661	5,788	4,581	8,686	4,825
Straits Settlements (includ- ing Labuan) . . . . .	—	—	—	—	—	7,460	5,432	5,576	4,087	3,654
Hongkong . . . . .	—	—	—	—	—	607	1,365	1,178	2,827	3,432
Other British Possessions . . . . .	—	—	—	—	—	129	382	790	964	645
<b>TOTAL BRITISH EMPIRE . . . . .</b>	<b>—</b>	<b>—</b>	<b>—</b>	<b>—</b>	<b>—</b>	<b>4,54,517</b>	<b>3,79,181</b>	<b>3,54,348</b>	<b>2,87,582</b>	<b>2,56,865</b>
Sweden . . . . .	—	—	—	—	—	47,729	61,317	65,760	62,011	70,508
Norway . . . . .	—	—	—	—	—	2,955	476	..	..	..
Germany . . . . .	—	—	—	—	—	5,68,548	5,80,226	5,24,875	3,31,802	2,25,200
Netherlands . . . . .	—	—	—	—	—	361	18	1,843	710	693
Belgium . . . . .	—	—	—	—	—	2,548	22,030	11,977	1,406	24,080
France . . . . .	—	—	—	—	—	5,489	9,592	15,442	11,208	22,105
Italy . . . . .	—	—	—	—	—	2,985	8,811	12,175	5,216	2,619
Austria . . . . .	—	—	—	—	—	49,894	86,707	64,891	25,558	13,833
Czechoslovakia . . . . .	—	—	—	—	—	15,097	20,107	28,156	25,949	15,688
Persia . . . . .	—	—	—	—	—	..	..	..	..	1,269
China (exclusive of Hong- kong and Macao) . . . . .	—	—	—	—	—	48	5,582	2,638	298	522
Japan . . . . .	—	—	—	—	—	14,012	20,093	98,531	67,654	64,623
United States of America— Via Atlantic Coast . . . . .	—	—	—	—	—	55,082	92,240	1,02,234	2,03,635	1,23,010
" Pacific " . . . . .	—	—	—	—	—	72	30	1,370	88	65
Other Foreign Countries . . . . .	—	—	—	—	—	663	1,788	2,178	734	552
<b>TOTAL FOREIGN COUNTRIES . . . . .</b>	<b>—</b>	<b>—</b>	<b>—</b>	<b>—</b>	<b>—</b>	<b>7,65,378</b>	<b>9,18,026</b>	<b>9,26,560</b>	<b>7,36,853</b>	<b>5,64,717</b>
Share of Bengal . . . . .	—	—	—	—	—	2,35,737	2,47,301	3,11,230	1,94,895	1,73,237
" Bombay . . . . .	—	—	—	—	—	6,25,862	5,23,208	4,24,780	2,57,766	2,49,080
" Sind . . . . .	—	—	—	—	—	1,34,316	1,98,795	1,39,965	1,71,416	1,33,046
" Madras . . . . .	—	—	—	—	—	1,28,133	2,01,696	2,12,166	2,60,747	1,44,563
" Burma . . . . .	—	—	—	—	—	94,777	1,22,707	1,92,717	1,39,111	1,16,558
<b>TOTAL . . . . .</b>	<b>—</b>	<b>—</b>	<b>—</b>	<b>—</b>	<b>—</b>	<b>12,19,895</b>	<b>12,97,207</b>	<b>12,80,908</b>	<b>10,23,935</b>	<b>8,21,582</b>
<b>Enamelled ironware (III. D)—</b>										
United Kingdom . . . . .	—	—	—	—	—	2,53,159	2,18,891	1,82,299	1,34,243	1,06,794
Ceylon . . . . .	—	—	—	—	—	5,414	3,021	2,721	1,360	910
Straits Settlements (includ- ing Labuan) . . . . .	—	—	—	—	—	5,450	14,812	4,203	2,078	711
Hongkong . . . . .	—	—	—	—	—	2,939	2,866	2,135	1,488	1,232
Other British Possessions . . . . .	—	—	—	—	—	699	198	687	134	125
<b>TOTAL BRITISH EMPIRE . . . . .</b>	<b>—</b>	<b>—</b>	<b>—</b>	<b>—</b>	<b>—</b>	<b>2,72,661</b>	<b>2,39,788</b>	<b>1,91,995</b>	<b>1,39,308</b>	<b>1,09,772</b>

GENERAL IMPORTS

No. 13—continued

ARTICLES AND COUNTRIES OF CONSIGNMENT; ALSO SHARE OF EACH PROVINCE	QUANTITY					VALUE				
	1927-28	1928-29	1929-30	1930-31	1931-32	1927-28	1928-29	1929-30	1930-31	1931-32
						₹	₹	₹	₹	₹
<b>Hardware (excluding cutlery and electroplated ware)—continued</b>										
<b>Enamelled Ironware (III. D) —continued</b>										
Sweden . . . . .	—	—	—	—	—	2,742	4,187	4,725	7,140	9,839
Poland (including Dantzig) . . . . .	—	—	—	—	—	23,041	59,481	5,066	1,800	..
Germany . . . . .	—	—	—	—	—	7,57,970	6,77,229	3,59,784	2,55,268	1,54,275
Netherlands . . . . .	—	—	—	—	—	8,632	9,995	15,321	14,885	5,060
Belgium . . . . .	—	—	—	—	—	3,233	23,516	1,613	3,473	6,712
France . . . . .	—	—	—	—	—	3,753	3,581	1,971	460	4,816
Italy . . . . .	—	—	—	—	—	48,165	32,828	18,634	6,256	11,792
Austria . . . . .	—	—	—	—	—	3,65,269	3,61,415	1,06,558	81,647	27,191
Hungary . . . . .	—	—	—	—	—	..	11,817	80	968	1,300
Czechoslovakia . . . . .	—	—	—	—	—	4,16,068	6,38,471	7,13,509	5,77,839	2,76,257
Persia . . . . .	—	—	—	—	—	..	..	1,582	475	..
Japan . . . . .	—	—	—	—	—	17,67,037	21,45,754	17,46,287	18,14,359	8,91,237
United States of America—										
Via Atlantic Coast . . . . .	—	—	—	—	—	9,295	8,851	9,801	11,456	5,073
Other Foreign Countries . . . . .	—	—	—	—	—	1,542	1,511	506	540	713
<b>TOTAL FOREIGN COUNTRIES</b>	—	—	—	—	—	34,06,747	39,77,586	29,84,937	22,25,520	13,04,355
<b>Share of Bengal</b>	—	—	—	—	—	11,21,619	14,20,366	9,77,063	7,79,710	4,49,513
" Bombay . . . . .	—	—	—	—	—	6,39,449	9,25,738	6,61,285	4,28,574	3,71,660
" Sind . . . . .	—	—	—	—	—	1,67,550	2,44,997	1,23,356	1,12,055	1,40,573
" Madras . . . . .	—	—	—	—	—	5,19,065	4,90,727	3,91,886	4,85,520	2,41,959
" Burma . . . . .	—	—	—	—	—	11,82,325	11,35,546	10,23,342	6,60,964	3,00,417
<b>TOTAL</b>	—	—	—	—	—	36,79,408	42,17,374	31,75,982	23,64,823	15,04,127
<b>Gas mantles (III. D)—</b>										
United Kingdom . . . . .	—	—	—	—	—	1,54,418	98,999	1,36,493	68,851	36,533
Canada—										
Via Atlantic Coast . . . . .	—	—	—	—	—	..	2,085	..	..	..
Other British Possessions . . . . .	—	—	—	—	—	..	10	9	1	..
<b>TOTAL BRITISH EMPIRE</b>	—	—	—	—	—	1,54,418	1,01,994	1,36,502	68,852	36,533
Sweden . . . . .	—	—	—	—	—	3,637	5,084	17,839	17,542	14,394
Norway . . . . .	—	—	—	—	—	782	5,827	..	1,584	..
Germany . . . . .	—	—	—	—	—	4,65,825	4,42,697	5,14,418	4,47,268	2,88,937
France . . . . .	—	—	—	—	—	36	6,125	..	..	..
Switzerland . . . . .	—	—	—	—	—	1,202	..	..	..	..
Italy . . . . .	—	—	—	—	—	1,472	1,151	1,165	..	..
Austria . . . . .	—	—	—	—	—	268	..	3,240	..	1,491
Czechoslovakia . . . . .	—	—	—	—	—	3,323	757	2,757	..	819
Persia . . . . .	—	—	—	—	—	..	1,560	..	..	..
Japan . . . . .	—	—	—	—	—	6,761	4,385	7,300	10,095	3,808
United States of America—										
Via Atlantic Coast . . . . .	—	—	—	—	—	1,18,501	1,00,391	1,58,184	83,169	66,837
" Pacific " . . . . .	—	—	—	—	—	..	..	1	..	..
Other Foreign Countries . . . . .	—	—	—	—	—	..	..	2	2	18
<b>TOTAL FOREIGN COUNTRIES</b>	—	—	—	—	—	6,01,417	5,67,477	7,04,906	5,59,610	3,56,205

No. 13—continued

ARTICLES, AND COUNTRIES OF CONSIGNMENT; ALSO SHARE OF EACH PROVINCE	QUANTITY					VALUE				
	1927-28	1928-29	1929-30	1930-31	1931-32	1927-28	1928-29	1929-30	1930-31	1931-32
						R	R	R	R	R
Hardware (excluding cutlery and electroplated ware)—continued										
Gas mantles (III. D)— continued										
Share of Bengal . . .	—	—	—	—	—	1,72,021	1,43,034	1,62,873	1,54,652	1,04,757
„ Bombay . . .	—	—	—	—	—	5,04,725	4,38,255	4,55,631	3,49,149	2,37,905
„ Sind . . .	—	—	—	—	—	16,042	7,412	15,574	29,818	27,083
„ Madras . . .	—	—	—	—	—	62,232	79,291	1,32,254	88,803	23,077
„ Burma . . .	—	—	—	—	—	815	1,479	75,076	6,040	6
<b>TOTAL</b>	—	—	—	—	—	7,55,835	6,69,471	8,41,408	6,28,462	3,02,828
Implements and tools other than agricultural imple- ments and machine tools (III. D)—										
United Kingdom . . .	—	—	—	—	—	44,64,385	41,70,059	38,08,601	28,74,476	17,04,292
Ceylon . . .	—	—	—	—	—	2,395	3,421	3,960	1,652	1,023
Straits Settlements (includ- ing Labuan) . . .	—	—	—	—	—	6,765	5,714	5,437	1,806	3,225
Hongkong . . .	—	—	—	—	—	2	3,052	61	467	80
Canada—										
Via Atlantic Coast . . .	—	—	—	—	—	921	524	9,572	23,801	4,638
South Australia (including Northern Territory) . . .	—	—	—	—	—	—	—	94	—	—
Victoria . . .	—	—	—	—	—	18,134	10,624	17,236	7,591	803
New South Wales . . .	—	—	—	—	—	166	1,627	9,510	8,150	—
Australian Commonwealth (Total) . . .	—	—	—	—	—	18,300	12,251	26,840	10,741	303
Other British Possessions . . .	—	—	—	—	—	234	225	84	115	985
<b>TOTAL BRITISH EMPIRE</b>	—	—	—	—	—	44,92,952	41,95,245	38,54,555	24,13,058	17,15,859
Sweden . . .	—	—	—	—	—	75,875	84,820	78,715	90,211	93,378
Norway . . .	—	—	—	—	—	3,798	32	190	807	—
Denmark . . .	—	—	—	—	—	—	2,100	1,064	505	24
Poland (including Dantzig)	—	—	—	—	—	—	—	—	7,584	—
Germany . . .	—	—	—	—	—	12,04,745	14,40,115	12,89,126	9,66,803	6,59,119
Netherlands . . .	—	—	—	—	—	15,842	14,402	20,218	18,653	5,204
Belgium . . .	—	—	—	—	—	49,861	44,200	20,116	14,374	14,708
France . . .	—	—	—	—	—	1,94,804	1,80,789	2,03,691	86,868	74,286
Switzerland . . .	—	—	—	—	—	9,818	9,143	3,510	804	5,011
Italy . . .	—	—	—	—	—	33,775	39,973	30,142	44,490	66,879
Austria . . .	—	—	—	—	—	2,927	66,664	1,05,259	1,41,936	58,068
Hungary . . .	—	—	—	—	—	—	7,359	35,111	20,313	15,951
Czechoslovakia . . .	—	—	—	—	—	4,958	826	460	3,149	2,059
Iraq . . .	—	—	—	—	—	50	2,252	614	189	199
Japan . . .	—	—	—	—	—	1,301	2,379	5,982	7,009	11,134
United States of America—										
Via Atlantic Coast . . .	—	—	—	—	—	15,77,192	15,78,558	14,83,701	11,01,647	7,85,286
„ Pacific „ . . .	—	—	—	—	—	2,015	6,944	5,612	3,615	6,008
Other Foreign Countries . . .	—	—	—	—	—	1,234	599	967	862	1,095
<b>TOTAL FOREIGN COUNTRIES</b>	—	—	—	—	—	31,77,190	34,81,150	32,84,458	25,09,269	17,98,894
Share of Bengal . . .	—	—	—	—	—	23,30,546	29,52,640	26,20,336	16,80,954	10,55,155
„ Bombay . . .	—	—	—	—	—	18,43,326	17,90,900	17,32,082	11,66,724	10,01,630
„ Sind . . .	—	—	—	—	—	8,20,369	10,23,362	3,56,743	5,29,771	6,85,718
„ Madras . . .	—	—	—	—	—	3,08,151	3,65,994	9,65,491	6,09,603	3,92,573
„ Burma . . .	—	—	—	—	—	13,17,760	10,43,500	9,54,361	6,15,275	3,43,707
<b>TOTAL</b>	—	—	—	—	—	76,70,142	76,70,396	71,30,018	49,22,327	35,13,788
Lamps, metal (III. D)—	No.	No.	No.	No.	No.					
United Kingdom . . .	48,641	45,263	35,851	24,686	18,495	2,57,247	2,02,104	1,40,084	1,21,513	80,585
Maldives . . .	—	1,800	—	10	6	—	2,087	—	25	47
Ceylon . . .	2,349	750	306	132	947	6,306	3,243	1,984	461	1,279
Straits Settlements (includ- ing Labuan) . . .	801	604	225	1,017	293	1,410	799	521	478	258
Hongkong . . .	608	130	1,232	11	2	370	90	1,389	40	5
Canada—										
Via Atlantic Coast . . .	96	728	—	6	—	1,705	2,387	—	36	—
„ Pacific „ . . .	—	—	—	—	2	—	—	—	—	4
Other British Possessions . . .	29	513	44	270	52	230	515	127	134	101
<b>TOTAL BRITISH EMPIRE</b>	52,524	49,793	37,158	26,082	14,797	2,07,268	2,11,315	1,53,105	1,22,687	82,229

ARTICLES AND COUNTRIES OF CONSIGNMENT; ALSO SHARE OF EACH PROVINCE	QUANTITY					VALUE				
	1927-28	1928-29	1929-30	1930-31	1931-32	1927-28	1928-29	1929-30	1930-31	1931-32
	No.	No.	No.	No.	No.	₹	₹	₹	₹	₹
<b>Hardware (excluding cutlery and electroplated ware)—continued</b>										
<b>Lamps, metal (III. D)—continued</b>										
Latvia . . . . .	..	..	..	459	15	..	..	..	7,084	159
Sweden . . . . .	4,846	7,571	6,724	2,592	9,288	31,800	38,522	33,153	20,908	48,080
Germany . . . . .	4,604,599	4,820,556	4,354,709	2,864,299	1,921,750	55,30,542	58,06,685	56,44,830	37,08,850	22,04,613
Netherlands . . . . .	3,053	3,049	16	12	101	2,611	1,152	153	799	1,204
Belgium . . . . .	3,991	4,085	2,515	240	159	12,580	6,200	2,118	823	2,539
France . . . . .	1,308	1,968	4,767	1,242	647	11,234	11,232	12,775	6,846	9,506
Spain . . . . .	..	1,050	1,000	500	2,666	..	2,626	2,010	907	4,994
Italy . . . . .	904	5,889	6,194	7,446	4,152	4,981	8,574	5,325	5,232	5,016
Austria . . . . .	309,980	450,067	229,618	116,892	67,316	4,21,827	5,85,350	3,31,054	2,88,429	1,33,473
Hungary . . . . .	144	3,936	8,434	38,032	41,730	227	3,657	5,433	20,518	22,456
Czechoslovakia . . . . .	148,459	60,850	16,884	9,333	24,912	1,38,992	57,511	22,803	15,873	26,187
Armenia . . . . .	1,200	..	..	504	..	1,065	..	..	394	..
Japan . . . . .	3,004	301	1,710	1,132	1,136	6,432	781	2,105	947	1,304
United States of America—										
<i>Via Atlantic Coast</i> . . . . .	1,134,136	1,059,439	1,285,522	847,412	3,70,532	16,74,556	14,49,653	15,84,776	10,19,149	4,54,572
Other Foreign Countries . . . . .	42	784	703	672	62	384	1,529	1,993	1,257	425
<b>TOTAL FOREIGN COUNTRIES</b> . . . . .	<b>6,215,616</b>	<b>6,419,995</b>	<b>5,918,796</b>	<b>3,890,817</b>	<b>2,444,511</b>	<b>78,37,181</b>	<b>79,78,472</b>	<b>76,48,528</b>	<b>50,47,975</b>	<b>30,04,478</b>
<b>Share of Bengal</b> . . . . .	<b>2,768,068</b>	<b>2,314,326</b>	<b>2,638,901</b>	<b>1,630,054</b>	<b>1,114,230</b>	<b>31,66,364</b>	<b>30,32,493</b>	<b>29,28,306</b>	<b>18,40,335</b>	<b>12,00,329</b>
<i>Bombay</i> . . . . .	<b>1,651,773</b>	<b>1,541,037</b>	<b>1,372,154</b>	<b>763,530</b>	<b>577,513</b>	<b>24,33,069</b>	<b>23,37,015</b>	<b>23,03,279</b>	<b>13,92,355</b>	<b>9,71,054</b>
<i>Sind</i> . . . . .	<b>450,361</b>	<b>322,713</b>	<b>595,675</b>	<b>450,769</b>	<b>261,747</b>	<b>5,56,400</b>	<b>9,53,413</b>	<b>7,03,261</b>	<b>5,20,967</b>	<b>3,01,237</b>
<i>Madras</i> . . . . .	<b>951,530</b>	<b>1,014,845</b>	<b>1,060,372</b>	<b>363,224</b>	<b>425,917</b>	<b>10,31,517</b>	<b>12,20,617</b>	<b>12,76,546</b>	<b>10,27,389</b>	<b>4,30,011</b>
<i>Burma</i> . . . . .	<b>446,358</b>	<b>276,362</b>	<b>238,352</b>	<b>159,272</b>	<b>79,396</b>	<b>3,66,499</b>	<b>5,31,249</b>	<b>5,90,241</b>	<b>3,88,516</b>	<b>1,34,026</b>
<b>TOTAL</b> . . . . .	<b>6,268,140</b>	<b>6,469,788</b>	<b>5,955,954</b>	<b>3,916,899</b>	<b>2,459,308</b>	<b>81,04,449</b>	<b>81,34,787</b>	<b>78,01,633</b>	<b>51,70,662</b>	<b>30,36,707</b>
<b>Lamps, glass (III. D)—</b>										
United Kingdom . . . . .	6,172	5,506	1,879	1,034	268	4,977	6,944	3,232	4,759	1,494
Other British Possessions . . . . .	344	344	12	34	27	514	332	163	100	172
<b>TOTAL BRITISH EMPIRE</b> . . . . .	<b>6,516</b>	<b>5,850</b>	<b>1,891</b>	<b>1,118</b>	<b>295</b>	<b>5,491</b>	<b>7,323</b>	<b>3,450</b>	<b>4,859</b>	<b>1,666</b>
Sweden . . . . .	2,131	..	..	..	..	2,533	..	..	..	..
Germany . . . . .	26,454	10,218	9,708	7,742	10,699	39,234	27,750	12,727	8,847	24,166
Belgium . . . . .	16,656	6,920	2,336	768	180	5,435	6,318	1,100	471	256
France . . . . .	221	74	19	3	..	2,215	540	466	23	..
Italy . . . . .	145	8	10	11	4,921	441	1,323	270	3,704	2,010
Austria . . . . .	548	520	680	946	4,114	1,007	724	633	920	4,696
Hungary . . . . .	..	..	..	3,240	300	..	..	..	1,200	67
Czechoslovakia . . . . .	1,628	50	979	2,327	1,288	1,200	357	977	2,927	1,073
Japan . . . . .	2,361	5,352	7,016	5,731	2,638	1,167	1,400	1,707	1,136	636
United States of America—										
<i>Via Atlantic Coast</i> . . . . .	1	2	112	120	28	53	2	339	696	330
Other Foreign Countries . . . . .	..	215	1	1	32	..	502	10	2	66
<b>TOTAL FOREIGN COUNTRIES</b> . . . . .	<b>50,143</b>	<b>23,359</b>	<b>21,361</b>	<b>21,439</b>	<b>24,250</b>	<b>53,385</b>	<b>39,416</b>	<b>18,279</b>	<b>19,932</b>	<b>33,359</b>
<b>Share of Bengal</b> . . . . .	<b>2,367</b>	<b>6,306</b>	<b>7,702</b>	<b>4,343</b>	<b>343</b>	<b>6,355</b>	<b>10,535</b>	<b>6,919</b>	<b>7,635</b>	<b>1,632</b>
<i>Bombay</i> . . . . .	<b>41,391</b>	<b>17,519</b>	<b>9,360</b>	<b>5,767</b>	<b>12,337</b>	<b>41,339</b>	<b>27,366</b>	<b>3,792</b>	<b>3,624</b>	<b>24,130</b>
<i>Sind</i> . . . . .	<b>315</b>	<b>1,298</b>	<b>1,146</b>	<b>965</b>	<b>957</b>	<b>956</b>	<b>1,746</b>	<b>632</b>	<b>353</b>	<b>999</b>
<i>Madras</i> . . . . .	<b>6,704</b>	<b>978</b>	<b>3,444</b>	<b>6,192</b>	<b>9,700</b>	<b>7,350</b>	<b>2,410</b>	<b>4,359</b>	<b>5,552</b>	<b>7,430</b>
<i>Burma</i> . . . . .	<b>4,332</b>	<b>2,608</b>	<b>1,600</b>	<b>5,235</b>	<b>1,308</b>	<b>2,377</b>	<b>4,635</b>	<b>477</b>	<b>2,627</b>	<b>724</b>
<b>TOTAL</b> . . . . .	<b>56,659</b>	<b>29,209</b>	<b>23,252</b>	<b>22,557</b>	<b>24,545</b>	<b>53,876</b>	<b>46,742</b>	<b>21,729</b>	<b>24,791</b>	<b>35,025</b>

## No. 13—continued

ARTICLES, AND COUNTRIES OF CONSIGNMENT; ALSO SHARE OF EACH PROVINCE	QUANTITY					VALUE				
	1927-28	1928-29	1929-30	1930-31	1931-32	1927-28	1928-29	1929-30	1930-31	1931-32
Hardware (excluding cutlery and electroplated ware)—continued						R	R	R	R	R
Parts of lamps, other than glass (III. D)—										
United Kingdom . . . . .	—	—	—	—	—	2,07,042	1,83,065	1,97,437	1,06,277	80,045
Straits Settlements (including Labuan) . . . . .	—	—	—	—	—	25	1,000	115	21	66
Other British Possessions . . . . .	—	—	—	—	—	582	625	998	224	226
<b>TOTAL BRITISH EMPIRE</b> . . . . .	—	—	—	—	—	2,08,549	1,85,590	1,98,550	1,06,522	80,437
Sweden . . . . .	—	—	—	—	—	23,279	14,098	5,781	11,013	12,808
Germany . . . . .	—	—	—	—	—	5,41,813	4,39,701	5,90,086	2,88,802	2,59,900
Belgium . . . . .	—	—	—	—	—	5,615	849	800	203	922
France . . . . .	—	—	—	—	—	1,700	2,044	4,401	7,004	2,780
Switzerland . . . . .	—	—	—	—	—	..	171	..	1,145	..
Italy . . . . .	—	—	—	—	—	1,275	3,422	3,577	2,138	2,070
Austria . . . . .	—	—	—	—	—	44,678	67,617	67,454	28,987	24,716
Hungary . . . . .	—	—	—	—	—	..	1,211	7,692	0,000	7,754
Czechoslovakia . . . . .	—	—	—	—	—	8,541	5,401	9,950	8,665	6,007
Japan . . . . .	—	—	—	—	—	46,170	61,280	41,027	25,632	31,031
United States of America— Via Atlantic Coast . . . . .	—	—	—	—	—	1,07,607	68,738	55,407	27,225	7,665
Other Foreign Countries . . . . .	—	—	—	—	—	427	848	708	81	277
<b>TOTAL FOREIGN COUNTRIES</b> . . . . .	—	—	—	—	—	7,80,701	6,08,040	7,77,082	4,07,651	3,56,800
Share of Bengal . . . . .	—	—	—	—	—	2,27,069	2,27,274	1,96,487	1,67,063	1,02,730
" Bombay . . . . .	—	—	—	—	—	5,38,463	4,22,637	5,54,004	2,20,346	2,50,071
" Sind . . . . .	—	—	—	—	—	30,123	35,608	44,630	17,084	22,845
" Madras . . . . .	—	—	—	—	—	1,08,598	1,24,461	1,30,218	79,363	60,446
" Burma . . . . .	—	—	—	—	—	85,057	44,550	50,893	30,017	7,241
<b>TOTAL</b> . . . . .	—	—	—	—	—	9,89,810	8,54,530	9,76,282	5,14,173	4,43,333
Safes and strong boxes of metal (III. D)—	No.	No.	No.	No.	No.					
United Kingdom . . . . .	2,517	670	552	1,452	537	1,63,337	67,530	75,727	82,332	23,114
Ceylon . . . . .	120	35	26	30	32	4,560	2,121	2,592	3,408	1,804
Straits Settlements (including Labuan) . . . . .	89	71	31	24	51	4,790	5,142	2,844	2,626	1,314
Other British Possessions . . . . .	5	2	4	3	..	1,030	60	274	57	..
<b>TOTAL BRITISH EMPIRE</b> . . . . .	2,731	778	613	1,518	620	1,73,717	74,903	81,437	88,423	26,232
Sweden . . . . .	..	2,682	3,200	..	..	..	11,445	12,811	..	..
Germany . . . . .	1,500	296	150	175	101	72,394	36,409	21,828	24,955	2,132
Netherlands . . . . .	102	2	..	4	1	2,170	3,145	..	30	138
Belgium . . . . .	41	2	21	..	51	2,878	985	1,199	..	2,171
France . . . . .	153	33	10	27	4	4,505	1,236	5,432	2,237	1,467
Italy . . . . .	123	64	17	2	3	16,536	10,202	3,137	279	430
Austria . . . . .	588	351	272	49	4	51,226	46,119	80,037	7,333	338
Indo-China (including Cochin- China, Cambodia, Annam, Tonkin and French leased territories in China) . . . . .	7	1	4	..	1	1,198	200	332	..	200
Japan . . . . .	..	..	..	..	3	..	..	..	..	1,536
United States of America— Via Atlantic Coast . . . . .	23	32	166	29	24	4,130	5,761	10,529	4,072	5,195
" Pacific " . . . . .	..	..	..	..	36	..	..	..	..	100
Other Foreign Countries . . . . .	4	4	3	141	1	113	649	961	650	20
<b>TOTAL FOREIGN COUNTRIES</b> . . . . .	2,541	3,467	3,843	427	229	1,55,150	1,15,591	92,816	40,159	13,777
Share of Bengal . . . . .	613	3,174	3,602	332	162	33,931	56,235	37,926	52,315	12,341
" Bombay . . . . .	71	40	119	35	17	13,605	13,606	33,155	24,215	4,793
" Sind . . . . .	64	23	33	14	53	17,317	5,350	6,330	3,237	1,347
" Madras . . . . .	497	266	263	932	211	20,305	19,420	13,177	15,474	3,470
" Burma . . . . .	4,022	737	439	532	401	1,79,718	95,383	63,615	32,791	12,058
<b>TOTAL</b> . . . . .	5,272	4,245	4,456	1,945	849	3,28,376	1,90,404	1,74,253	1,28,522	40,009

GENERAL IMPORTS

( 210 )

No. 13—continued

ARTICLES, AND COUNTRIES OF CONSIGNMENT, ALSO SHARE OF EACH PROVINCE	QUANTITY					VALUE				
	1927-28	1928-29	1929-30	1930-31	1931-32	1927-28	1928-29	1929-30	1930-31	1931-32
	No.	No.	No.	No.	No.	R	R	R	R	R
<b>Hardware (excluding cutlery and electroplated ware)—continued</b>										
<b>Stoves (III. D)—</b>										
United Kingdom . . . . .	32,643	23,072	39,561	33,231	28,962	1,28,234	1,22,503	1,28,814	99,181	1,09,61
Straits Settlements (including Labuan)	168	226	588	9	4	556	759	1,313	92	1
Other British Possessions . . . . .	96	91	20	58	26	1,235	706	531	343	1
<b>TOTAL BRITISH EMPIRE</b>	<b>32,907</b>	<b>23,389</b>	<b>40,169</b>	<b>33,298</b>	<b>28,992</b>	<b>1,30,025</b>	<b>1,23,968</b>	<b>1,25,658</b>	<b>99,616</b>	<b>1,09,71</b>
Sweden . . . . .	173,904	162,623	187,908	103,272	67,937	7,04,571	6,62,224	7,44,918	3,77,919	2,57,31
Norway . . . . .	805	6	216	..	..	2,414	25	799	..	..
Germany . . . . .	37,221	31,622	24,018	16,553	13,438	74,619	50,328	62,026	31,912	29,47
Netherlands . . . . .	306	..	..	..	..	1,456	..	..	..	..
Belgium . . . . .	751	74	262	1	..	2,588	679	5,240	33	..
France . . . . .	1,438	64	24	9	7	5,441	671	4,718	718	89
Switzerland . . . . .	330	..	..	..	6	1,495	..	..	..	6
Italy . . . . .	893	236	1,209	1,431	133	3,118	937	4,520	4,524	66
Austria . . . . .	12,627	10,767	17,871	11,432	12,340	46,750	38,526	64,142	30,535	41,91
Czechoslovakia . . . . .	239	762	1,126	390	76	197	1,159	3,491	1,520	42
Japan . . . . .	88	26	2	31	31	1,010	532	44	51	6
United States of America—										
Via Atlantic Coast . . . . .	2,652	2,367	1,251	1,709	1,052	29,912	39,441	30,097	34,749	24,24
" Pacific " . . . . .	..	..	2	..	2	..	..	50	..	4
Other Foreign Countries . . . . .	2	9	3	7	8	15	311	76	136	11
<b>TOTAL FOREIGN COUNTRIES</b>	<b>231,438</b>	<b>209,056</b>	<b>233,892</b>	<b>134,835</b>	<b>95,430</b>	<b>8,73,536</b>	<b>7,94,833</b>	<b>9,20,091</b>	<b>4,82,037</b>	<b>3,55,30</b>
Share of Bengal . . . . .	119,955	93,004	91,657	65,532	37,353	3,30,423	3,10,846	3,53,099	1,96,180	1,31,371
" Bombay . . . . .	79,936	99,356	37,239	49,401	43,078	3,79,104	3,39,394	3,74,606	1,37,333	1,97,621
" Sind . . . . .	15,207	17,954	32,401	16,329	10,705	33,477	95,647	1,41,235	70,977	60,441
" Madras . . . . .	34,322	22,376	54,845	41,697	24,347	79,376	74,939	1,32,621	89,722	52,213
" Burma . . . . .	14,925	3,255	7,369	4,624	3,484	31,176	47,995	44,139	26,936	22,384
<b>TOTAL</b>	<b>264,345</b>	<b>232,445</b>	<b>274,061</b>	<b>169,133</b>	<b>124,472</b>	<b>10,03,561</b>	<b>9,18,851</b>	<b>10,45,749</b>	<b>5,81,708</b>	<b>4,65,044</b>
<b>Other sorts (III. D)†—</b>										
United Kingdom . . . . .	—	—	—	—	—	1,19,69,108	1,11,98,736	1,06,89,696	78,00,524	58,88,991
Aden and Dependencies . . . . .	—	—	—	—	—	14,108	10,399	12,232	11,837	10,485
Bahrain Islands . . . . .	—	—	—	—	—	3,305	4,542	5,816	5,188	4,485
Ceylon . . . . .	—	—	—	—	—	2,06,326	3,56,722	3,56,036	3,49,793	5,96,205
Straits Settlements (including Labuan) . . . . .	—	—	—	—	—	1,16,566	86,295	82,750	46,431	32,194
Hongkong . . . . .	—	—	—	—	—	10,955	17,177	9,413	6,885	4,537
Natal . . . . .	—	—	—	—	—	452	1,144	1,220	887	684
Zanzibar and Pemba . . . . .	—	—	—	—	—	2,722	1,852	863	1,017	3,460
Kenya Colony . . . . .	—	—	—	—	—	7,913	3,193	3,898	7,733	12,500
Tanganyika Territory . . . . .	—	—	—	—	—	525	290	2,200	530	2,233
Mauritius and Dependencies . . . . .	—	—	—	—	—	360	215	1,831	53	40
Seychelles . . . . .	—	—	—	—	—	2,236	1,500	2,292	2,755	2,092
Canada—										
Via Atlantic Coast . . . . .	—	—	—	—	—	13,690	11,172	45,925	12,851	7,102
" Pacific " . . . . .	—	—	—	—	—	..	..	..	6,230	8
Western Australia . . . . .	—	—	—	—	—	143	573	53	2,105	325
South Australia (including Northern Territory) . . . . .	—	—	—	—	—	110	4	..	65	15
Victoria . . . . .	—	—	—	—	—	3,372	10,482	7,940	896	1,581
Tasmania . . . . .	—	—	—	—	—	..	..	5	10	..
New South Wales . . . . .	—	—	—	—	—	14,367	15,254	16,471	3,703	3,177
Queensland . . . . .	—	—	—	—	—	..	..	57	570	1,940
Australian Commonwealth (Total) . . . . .	—	—	—	—	—	17,992	26,313	24,526	12,349	7,033
Other British Possessions . . . . .	—	—	—	—	—	713	626	457	351	650
<b>TOTAL BRITISH EMPIRE</b>	<b>—</b>	<b>—</b>	<b>—</b>	<b>—</b>	<b>—</b>	<b>1,28,67,521</b>	<b>1,17,20,186</b>	<b>1,12,39,205</b>	<b>82,65,414</b>	<b>65,72,804</b>

† Waterlifts, sugar mills, oil presses and parts thereof and certain daily appliances included under this head are free of duty.



No. 13—continued

ARTICLES, AND COUNTRIES OF CONSIGNMENT; ALSO SHARE OF EACH PROVINCE	QUANTITY					VALUE				
	1927-28	1928-29	1929-30	1930-31	1931-32	1927-28	1928-29	1929-30	1930-31	1931-32
						₹	₹	₹	₹	₹
Hardware (excluding cutlery and electroplated ware)—continued Other sorts (III. D) † —continued										
Estonia . . . . .	—	—	—	—	—	1,12,014	1,15,028	1,04,566	1,20,221	55,933
Latvia . . . . .	—	—	—	—	—	..	9,014	..	..	..
Sweden . . . . .	—	—	—	—	—	2,39,970	2,22,871	2,31,436	1,85,822	2,16,168
Norway . . . . .	—	—	—	—	—	64,201	77,757	84,495	78,551	66,273
Denmark . . . . .	—	—	—	—	—	5,894	37,892	15,491	18,146	42,133
Poland (including Dantzg) .	—	—	—	—	—	..	3	..	14,171	..
Germany . . . . .	—	—	—	—	—	50,57,047	58,24,369	51,03,778	32,81,226	26,15,391
Netherlands . . . . .	—	—	—	—	—	88,184	1,03,993	1,40,739	1,03,421	1,02,455
Belgium . . . . .	—	—	—	—	—	2,95,355	3,65,967	2,97,363	2,49,209	1,97,238
France . . . . .	—	—	—	—	—	1,66,214	2,54,529	2,60,402	1,18,027	1,33,068
Spain . . . . .	—	—	—	—	—	147	932	4,702	528	300
Portugal . . . . .	—	—	—	—	—	3,918	..	122	4	654
Switzerland . . . . .	—	—	—	—	—	13,221	..	9,602	6,314	9,604
Italy . . . . .	—	—	—	—	—	2,11,931	3,32,016	37,265	2,59,412	1,76,519
Austria . . . . .	—	—	—	—	—	3,27,759	3,67,949	4,09,923	1,75,771	1,09,541
Hungary . . . . .	—	—	—	—	—	19,805	9,005	14,391	28,813	11,038
Czechoslovakia . . . . .	—	—	—	—	—	8,00,301	7,41,508	10,22,679	5,22,820	3,79,813
Serb-Croat Slovene State (Jugo Slavia) . . . . .	—	—	—	—	—	88,224	30,505	65,555	80,380	30,329
Greece . . . . .	—	—	—	—	—	..	..	..	1,943	..
Turkey, European . . . . .	—	—	—	—	—	150	2,450	..	..	..
Mascat Territory and Trucial Oman . . . . .	—	—	—	—	—	3,038	8,992	10,581	10,895	8,730
Other Native States in Arabia	—	—	—	—	—	780	6,498	2,385	1,591	1,403
Iraq . . . . .	—	—	—	—	—	45,488	34,549	36,296	18,727	15,879
Perala . . . . .	—	—	—	—	—	83,724	94,503	49,174	31,947	15,042
Sumatra . . . . .	—	—	—	—	—	4,320	..	..	..	..
Java . . . . .	—	—	—	—	—	1,84,703	1,57,229	2,11,597	2,66,963	2,51,711
Borneo (Dutch) . . . . .	—	—	—	—	—	20	4,163	..	..	763
Celebes and other Islands	—	—	—	—	—	4,280	..	2,238	..	..
Slam . . . . .	—	—	—	—	—	178	258	6,414	196	82
Philippine Islands and Guam	—	—	—	—	—	..	..	3,154	1,347	11
China (exclusive of Hong- kong and Macao) . . . . .	—	—	—	—	—	13,618	16,421	15,781	12,299	10,914
Japan . . . . .	—	—	—	—	—	8,87,919	6,03,559	6,95,303	6,55,837	5,63,902
Egypt . . . . .	—	—	—	—	—	270	158	2,714	11,830	167
United States of America— Vid Atlantic Coast . . . . .	—	—	—	—	—	21,10,594	24,64,549	22,00,856	18,42,273	1 1,17,547
„ Pacific „ . . . . .	—	—	—	—	—	9,685	16,574	17,399	11,253	11,639
Other Foreign Countries . .	—	—	—	—	—	170	1,530	362	897	1,648
<b>TOTAL FOREIGN COUNTRIES</b>	—	—	—	—	—	<b>1,07,87,617</b>	<b>1,14,14,685</b>	<b>1,13,37,264</b>	<b>81,10,923</b>	<b>61,46,395</b>
Share of Bengal . . . . .	—	—	—	—	—	75,85,094	77,77,564	80,33,200	54,64,218	42,68,246
„ Bombay . . . . .	—	—	—	—	—	81,13,638	79,56,597	77,77,492	50,83,786	45,43,249
„ Sind . . . . .	—	—	—	—	—	14,06,302	18,95,410	14,93,339	13,19,178	9,31,390
„ Madras . . . . .	—	—	—	—	—	24,72,059	27,49,667	26,67,511	23,41,023	17,22,609
„ Burma . . . . .	—	—	—	—	—	35,77,445	27,55,533	26,04,927	21,63,127	12,63,645
<b>TOTAL</b>	—	—	—	—	—	<b>2,31,65,138</b>	<b>2,31,34,821</b>	<b>2,26,26,469</b>	<b>1,63,76,337</b>	<b>1,27,19,190</b>
Total value of Hardware (ex- cluding cutlery and electro- plated ware)— United Kingdom . . . . .	—	—	—	—	—	2,06,34,274	1,88,72,933	1,80,41,865	1,31,49,431	96,15,327
Cyprus . . . . .	—	—	—	—	—	..	649	..	254	..
Aden and Dependencies . .	—	—	—	—	—	14,314	10,500	13,020	11,972	10,499
Bahrain Islands . . . . .	—	—	—	—	—	3,412	4,542	5,972	5,230	4,485
Maldives . . . . .	—	—	—	—	—	..	2,037	..	60	329
Ceylon . . . . .	—	—	—	—	—	2,42,552	3,80,315	3,75,979	3,72,260	6,11,301
Straits Settlements (including Labuan) . . . . .	—	—	—	—	—	1,47,258	1,26,595	1,03,177	58,368	41,953
Federated Malay States . .	—	—	—	—	—	2,821	296	13	136	1,590
British Borneo . . . . .	—	—	—	—	—	..	..	..	15	35
Hongkong . . . . .	—	—	—	—	—	15,723	25,056	14,732	12,000	9,417
Natal . . . . .	—	—	—	—	—	502	1,317	1,448	1,120	634
Zanzibar and Pemba . . . .	—	—	—	—	—	3,035	2,330	1,073	1,037	3,460
Kenya Colony . . . . .	—	—	—	—	—	3,008	3,226	4,000	7,922	12,591

† Water lifts, sugar mills, oil presses and parts thereof and certain dairy appliances included under this head are free of duty.

GENERAL IMPORTS

No. 13—continued

ARTICLES, AND COUNTRIES OF CONSIGNMENT; ALSO SHARE OF EACH PROVINCE	QUANTITY					VALUE				
	1927-28	1928-29	1929-30	1930-31	1931-32	1927-28	1928-29	1929-30	1930-31	1931-32
						R	R	R	R	R
<b>Hardware (excluding cutlery and electroplated ware)—concluded</b>										
<b>Total value of Hardware (excluding cutlery and electroplated ware)—</b>										
Tanganyika Territory . . . . .	—	—	—	—	—	665	290	2,200	695	2,820
Mauritius and Dependencies . . . . .	—	—	—	—	—	1,704	453	1,939	493	40
Seychelles . . . . .	—	—	—	—	—	2,286	1,500	2,294	2,755	2,097
Canada—										
<i>Via Atlantic Coast</i> . . . . .	—	—	—	—	—	21,354	17,352	55,497	36,688	11,826
<i>" Pacific "</i> . . . . .	—	—	—	—	—	..	..	107	6,230	14
Western Australia . . . . .	—	—	—	—	—	143	578	53	2,105	325
South Australia (including Northern Territory) . . . . .	—	—	—	—	—	110	4	94	95	25
Victoria . . . . .	—	—	—	—	—	22,238	21,100	25,181	8,487	1,897
Tasmania . . . . .	—	—	—	—	—	..	..	5	10	..
New South Wales . . . . .	—	—	—	—	—	14,029	16,891	25,981	11,878	3,370
Queensland . . . . .	—	—	—	—	—	..	..	566	793	1,955
<b>Australian Commonwealth (Total)</b> . . . . .	—	—	—	—	—	37,120	33,579	51,830	23,243	7,581
Other British Possessions . . . . .	—	—	—	—	—	297	953	588	193	522
<b>TOTAL BRITISH EMPIRE</b> . . . . .	—	—	—	—	—	2,11,35,345	1,94,88,324	1,86,75,784	1,36,90,076	1,03,86,580
Estonia . . . . .	—	—	—	—	—	1,12,014	1,15,023	1,04,566	1,20,221	55,033
Latvia . . . . .	—	—	—	—	—	..	9,014	..	7,034	159
Sweden . . . . .	—	—	—	—	—	15,61,810	15,47,214	16,06,255	13,15,546	12,20,350
Norway . . . . .	—	—	—	—	—	81,046	1,02,652	91,619	81,750	68,818
Denmark . . . . .	—	—	—	—	—	6,174	40,637	17,102	19,166	42,841
Poland (including Danzig) . . . . .	—	—	—	—	—	23,041	59,484	5,666	23,564	..
Germany . . . . .	—	—	—	—	—	1,61,14,636	1,68,61,639	1,65,30,635	1,07,71,534	75,85,029
Netherlands . . . . .	—	—	—	—	—	1,21,079	1,38,299	1,79,196	1,54,569	1,16,102
Belgium . . . . .	—	—	—	—	—	4,36,018	5,21,960	4,00,270	3,20,784	2,97,278
France . . . . .	—	—	—	—	—	4,11,569	4,85,307	5,15,661	2,28,687	2,49,830
Spain . . . . .	—	—	—	—	—	397	3,558	6,712	1,435	5,298
Portugal . . . . .	—	—	—	—	—	3,913	..	122	4	654
Switzerland . . . . .	—	—	—	—	—	27,881	19,322	14,561	8,263	15,350
Italy . . . . .	—	—	—	—	—	3,26,512	4,44,747	4,46,225	3,32,536	2,70,886
Austria . . . . .	—	—	—	—	—	13,20,939	16,33,406	11,89,572	6,86,430	4,20,082
Hungary . . . . .	—	—	—	—	—	20,222	33,532	62,657	78,161	58,656
Czechoslovakia . . . . .	—	—	—	—	—	13,90,629	14,74,532	18,11,308	11,66,634	7,12,376
Serb-Croat Slovene State (Jugo-Slavia) . . . . .	—	—	—	—	—	38,224	30,519	65,885	80,462	30,829
Greece . . . . .	—	—	—	—	—	..	..	..	1,942	..
Turkey, European . . . . .	—	—	—	—	—	923	2,450	..	..	..
Armenia . . . . .	—	—	—	—	—	1,065	..	..	593	..
Mascat Territory and Trucial Oman . . . . .	—	—	—	—	—	3,038	9,155	10,616	11,256	9,344
Other Native States in Arabia . . . . .	—	—	—	—	—	810	6,583	3,320	1,654	1,495
Iraq . . . . .	—	—	—	—	—	46,062	37,282	37,836	18,998	10,108
Persia . . . . .	—	—	—	—	—	83,874	97,191	51,550	32,628	16,521
Sumatra . . . . .	—	—	—	—	—	4,320	..	..	150	..
Java . . . . .	—	—	—	—	—	1,84,793	1,57,839	2,13,013	2,66,976	2,51,980
Borneo (Dutch) . . . . .	—	—	—	—	—	20	4,163	..	..	763
Celebes and other Islands . . . . .	—	—	—	—	—	4,280	..	2,238	..	..
Siam . . . . .	—	—	—	—	—	293	712	6,719	404	135
Indo-China (including Cochin China, Cambodia, Annam, Tonkin and French leased territories in China) . . . . .	—	—	—	—	—	1,198	689	1,114	451	344
Philippine Islands and Guam . . . . .	—	—	—	—	—	..	..	3,154	1,347	11
China (exclusive of Hongkong and Macao) . . . . .	—	—	—	—	—	17,664	22,685	19,375	12,921	11,772
Japan . . . . .	—	—	—	—	—	27,39,675	28,60,319	26,05,024	20,91,149	15,76,933
Egypt . . . . .	—	—	—	—	—	629	288	3,825	12,643	613
United States of America—										
<i>Via Atlantic Coast</i> . . . . .	—	—	—	—	—	62,08,643	60,91,393	58,93,143	44,77,665	26,96,343
<i>" Pacific "</i> . . . . .	—	—	—	—	—	13,230	25,055	24,579	15,045	18,436
Other Foreign Countries . . . . .	—	—	—	—	—	267	3,165	536	1,793	1,554
<b>TOTAL FOREIGN COUNTRIES</b> . . . . .	—	—	—	—	—	3,13,06,848	3,28,30,809	3,10,89,054	2,23,38,245	1,57,54,833
Share of Bengal . . . . .	—	—	—	—	—	1,80,34,797	1,30,65,406	1,76,45,312	1,17,19,594	84,28,677
<i>" Bombay</i> . . . . .	—	—	—	—	—	1,62,36,057	1,59,61,646	1,57,22,330	1,00,96,156	85,10,212
<i>" Sind</i> . . . . .	—	—	—	—	—	38,55,733	52,32,332	41,33,791	36,13,677	28,72,030
<i>" Madras</i> . . . . .	—	—	—	—	—	61,16,496	66,44,836	69,09,038	60,54,422	37,67,167
<i>" Burma</i> . . . . .	—	—	—	—	—	31,49,110	64,23,973	62,63,317	45,45,473	25,13,327
<b>TOTAL</b> . . . . .	—	—	—	—	—	5,24,42,193	5,23,28,193	5,06,64,838	3,60,28,321	2,60,91,413

No. 13—continued

ARTICLES, AND COUNTRIES OF CONSIGNMENT; ALSO SHARE OF EACH PROVINCE	QUANTITY					VALUE				
	1927-28	1928-29	1929-30	1930-31	1931-32	1927-28	1928-29	1929-30	1930-31	1931-32
	Tons	Tons	Tons	Tons	Tons	₹	₹	₹	₹	₹
<b>Hides and skins, raw †—</b>										
<i>Hides, raw (H. E)—</i>										
United Kingdom . . . . .	..	13	16	6	34	908	24,806	16,506	18,332	1,16,042
Aden and Dependencies . . . . .	55	55	191	27	9	80,841	91,834	2,46,197	30,895	9,645
Bahrain Islands . . . . .	..	1	3	..	..	..	3,351	3,160	..	..
Ceylon . . . . .	215	250	331	368	344	85,721	1,30,672	2,34,994	1,32,586	1,32,502
Straits Settlements (including Labuan) . . . . .	85	30	..	7	8	21,505	24,558	635	5,700	6,574
Cape of Good Hope . . . . .	26	10	..	..	..	33,008	18,245	..	..	..
Natal . . . . .	22	11	..	12	..	43,229	20,724	..	10,492	..
Zanzibar and Pemba . . . . .	6	8	2	3	6	9,200	2,934	3,050	1,500	7,050
Kenya Colony . . . . .	221	58	73	1	7	4,94,816	84,718	83,825	1,200	6,800
Tanganyika Territory . . . . .	47	..	15	..	..	80,641	..	16,778	..	..
Victoria . . . . .	..	..	..	..	1	..	..	..	..	1,000
New South Wales . . . . .	..	..	..	..	4	..	..	..	..	2,789
Australian Commonwealth (Total) . . . . .	..	..	..	..	5	..	..	..	..	3,739
New Zealand (including Nauru and British Samoa) . . . . .	..	..	..	..	39	..	..	..	..	27,908
Other British Possessions . . . . .	1	..	..	..	..	600	..	..	..	..
<b>TOTAL BRITISH EMPIRE</b> . . . . .	<b>628</b>	<b>438</b>	<b>631</b>	<b>419</b>	<b>452</b>	<b>8,70,639</b>	<b>4,07,832</b>	<b>6,05,145</b>	<b>2,00,705</b>	<b>3,11,280</b>
Germany . . . . .	2	..	4	..	..	1,819	..	4,170	..	22
France . . . . .	4	..	..	..	..	3,765	..	..	..	..
Maskat Territory and Trucial Oman . . . . .	..	8	10	7	..	525	7,164	6,495	5,456	545
Other Native States in Arabia . . . . .	8	9	2	1	3	9,331	7,590	1,100	2,010	3,674
Iraq . . . . .	42	130	97	5	29	42,090	1,53,110	1,26,331	4,485	28,137
Persia . . . . .	3	15	17	..	3	24,900	90,200	20,428	350	1,000
Siam . . . . .	..	4	..	66	292	..	3,366	..	29,902	94,640
Egypt . . . . .	2	2	..	12	..	5,845	3,102	..	13,325	..
French Somaliland . . . . .	..	..	9	..	..	..	..	7,225	..	..
Other Foreign Countries . . . . .	..	..	1	..	..	..	..	1,263	36	20
<b>TOTAL FOREIGN COUNTRIES</b> . . . . .	<b>61</b>	<b>168</b>	<b>140</b>	<b>91</b>	<b>327</b>	<b>88,075</b>	<b>2,69,552</b>	<b>1,67,012</b>	<b>55,564</b>	<b>1,28,038</b>
<i>Share of Bengal</i> . . . . .	2	5	4	12	..	1,619	10,339	4,198	13,325	..
" <i>Bombay</i> . . . . .	340	230	303	42	51	6,65,956	3,57,300	4,82,317	64,153	49,480
" <i>Sind</i> . . . . .	..	3	21	7	..	631	7,015	13,074	5,806	225
" <i>Madras</i> . . . . .	347	363	353	449	728	2,90,453	3,02,630	2,72,074	1,82,985	3,39,613
<b>TOTAL</b> . . . . .	<b>689</b>	<b>606</b>	<b>771</b>	<b>510</b>	<b>779</b>	<b>9,58,664</b>	<b>6,77,384</b>	<b>7,72,157</b>	<b>2,56,269</b>	<b>4,39,318</b>
<b>Skins, raw (H. E)—</b>										
United Kingdom . . . . .	5	6	17	10	4	59,825	44,475	1,00,927	51,921	30,590
Aden and Dependencies . . . . .	164	234	114	47	49	3,51,006	5,86,826	2,15,305	40,823	76,518
Bahrain Islands . . . . .	36	32	70	41	30	27,895	19,946	20,520	10,101	5,900
Ceylon . . . . .	499	475	655	401	301	5,99,405	4,75,652	10,37,721	4,76,995	3,14,513
Straits Settlements (including Labuan) . . . . .	123	95	177	163	112	1,19,467	83,186	3,48,530	1,93,765	1,53,085
Federated Malay States . . . . .	..	..	..	..	..	300	..	..	6,210	3,086
Natal . . . . .	3	1	..	..	..	5,040	1,390	..	..	..
Zanzibar and Pemba . . . . .	2	4	..	..	..	5,520	6,595	..	..	..
Kenya Colony . . . . .	89	8	52	2	7	1,45,715	20,089	77,848	3,120	7,608
Tanganyika Territory . . . . .	1	5	14	..	..	1,015	4,650	20,250	600	..
Western Australia . . . . .	..	..	..	..	..	..	120	..	..	..
Victoria . . . . .	..	..	..	..	..	2,110	..	..	1,540	..
New South Wales . . . . .	..	2	..	..	..	..	7,504	..	..	..
Australian Commonwealth (Total) . . . . .	..	3	..	..	..	2,110	7,624	..	1,540	..
Other British Possessions . . . . .	..	..	..	..	..	..	45	..	..	..
<b>TOTAL BRITISH EMPIRE</b> . . . . .	<b>912</b>	<b>862</b>	<b>1,099</b>	<b>669</b>	<b>508</b>	<b>15,16,798</b>	<b>12,49,978</b>	<b>18,70,711</b>	<b>7,89,975</b>	<b>5,91,390</b>

† Free of duty.

GENERAL IMPORTS

( 214 )

No. 13—continued

ARTICLES, AND COUNTRIES OF CONSIGNMENT; ALSO SHARE OF EACH PROVINCE	QUANTITY					VALUE				
	1927-28	1928-29	1929-30	1930-31	1931-32	1927-28	1928-29	1929-30	1930-31	1931-32
	Tons	Tons	Tons	Tons	Tons	R	R	R	R	R
<b>Hides and Skins, raw*—continued</b>										
<i>Skins, raw(H. E)—continued</i>										
Latvia . . . . .	..	..	..	..	..	1,800	..	..	..	..
Germany . . . . .	..	..	3	..	..	455	123	3,924	1,800	2,500
Netherlands . . . . .	..	..	1	..	..	..	1,367	3,868	1,409	..
Belgium . . . . .	..	..	2	..	..	16,290	9,377	4,167	..	6,760
France . . . . .	10	2	..	..	..	..	7,500	812	..	606
Italy . . . . .	..	5	..	..	..	..	..	..	..	..
Maskat Territory and Trucial Oman . . . . .	18	27	23	28	14	18,703	30,423	24,106	27,681	11,255
Other Native States in Arabia	4	14	55	3	54	3,847	10,680	56,495	1,440	27,852
Iraq . . . . .	151	91	95	43	100	96,902	62,491	71,320	29,218	43,533
Persia . . . . .	264	332	382	323	342	3,10,216	2,12,353	2,46,433	2,18,342	1,85,630
Java . . . . .	..	..	..	3	..	..	..	315	16,283	..
Siam . . . . .	..	..	..	1	..	..	..	..	1,900	470
Indo-China, etc.	..	..	..	..	6	..	..	..	16,285	1,13,132
China (exclusive of Hongkong and Macao)	..	1	..	..	..	..	6,150	..	..	..
Japan . . . . .	..	..	..	..	..	5,000	225	405	..	..
Egypt . . . . .	11	61	5	15	10	11,313	70,482	12,142	6,958	2,052
Italian East Africa (Somaliland and Eritrea)	..	..	5	..	3	..	..	12,000	..	2,016
French Somaliland . . . . .	..	..	3	..	..	..	..	2,125	..	..
United States of America—Via Atlantic Coast . . . . .	2	..	2	1	1	18,320	37,874	13,021	19,988	14,805
Other Foreign Countries . . . . .	..	..	..	..	..	..	1,070	..	275	455
<b>TOTAL FOREIGN COUNTRIES</b>	<b>462</b>	<b>584</b>	<b>576</b>	<b>417</b>	<b>530</b>	<b>4,77,346</b>	<b>4,50,115</b>	<b>4,51,223</b>	<b>3,41,577</b>	<b>4,12,019</b>
<i>Share of Bengal</i> . . . . .	<i>1</i>	<i>1</i>	<i>1</i>	<i>1</i>	<i>1</i>	<i>15,086</i>	<i>3,958</i>	<i>5,418</i>	<i>33,318</i>	<i>7,933</i>
„ <i>Bombay</i> . . . . .	<i>633</i>	<i>637</i>	<i>631</i>	<i>362</i>	<i>425</i>	<i>7,93,961</i>	<i>7,36,750</i>	<i>6,31,084</i>	<i>2,18,449</i>	<i>2,22,301</i>
„ <i>Sind</i> . . . . .	<i>24</i>	<i>35</i>	<i>112</i>	<i>90</i>	<i>122</i>	<i>58,297</i>	<i>59,520</i>	<i>1,63,481</i>	<i>1,23,223</i>	<i>77,962</i>
„ <i>Madras</i> . . . . .	<i>716</i>	<i>723</i>	<i>831</i>	<i>633</i>	<i>435</i>	<i>9,26,300</i>	<i>8,99,625</i>	<i>15,21,951</i>	<i>7,56,057</i>	<i>6,95,213</i>
„ <i>Burma</i> . . . . .	..	..	..	..	..	..	240	..	..	..
<b>TOTAL</b>	<b>1,374</b>	<b>1,396</b>	<b>1,675</b>	<b>1,086</b>	<b>1,033</b>	<b>17,94,144</b>	<b>17,00,098</b>	<b>23,21,934</b>	<b>11,31,552</b>	<b>10,08,409</b>
<b>Total Hides and Skins, Raw—</b>	<b>Tons</b>	<b>Tons</b>	<b>Tons</b>	<b>Tons</b>	<b>Tons</b>					
United Kingdom . . . . .	5	19	33	16	33	60,793	69,231	1,17,433	70,253	1,47,532
Aden and Dependencies . . . . .	209	239	305	74	58	4,31,847	6,78,160	4,61,562	71,718	86,163
Bahrain Islands . . . . .	36	33	73	41	30	27,395	23,297	23,680	10,101	5,900
Ceylon . . . . .	714	734	936	764	645	6,85,126	6,12,324	13,22,715	6,09,581	4,47,075
Straits Settlements (including Labuan) . . . . .	158	125	177	175	120	1,41,032	1,07,739	3,49,215	2,04,465	1,59,659
Federated Malay States . . . . .	..	..	..	..	..	300	..	..	6,210	3,036
Cape of Good Hope . . . . .	26	10	..	..	..	53,008	18,245	..	..	..
Natal . . . . .	25	12	..	12	..	48,269	22,114	..	10,492	..
Zanzibar and Pemba . . . . .	8	7	2	3	6	14,720	9,529	3,050	1,500	7,050
Kenya Colony . . . . .	310	64	125	3	14	6,40,581	1,04,802	1,61,173	4,320	14,498
Tanganyika Territory . . . . .	48	5	29	..	..	81,656	4,650	37,023	500	..
Western Australia . . . . .	..	..	..	..	..	..	120	..	..	..
Victoria . . . . .	..	..	..	..	1	2,110	..	..	1,540	1,000
New South Wales . . . . .	..	2	..	..	4	..	7,504	..	..	2,739
Australian Commonwealth (Total) . . . . .	..	2	..	..	5	2,110	7,624	..	1,540	3,739
New Zealand . . . . .	..	..	..	..	39	..	..	..	..	27,968
Other British Possessions . . . . .	1	..	..	..	..	600	45	..	..	..
<b>TOTAL BRITISH EMPIRE</b>	<b>1,540</b>	<b>1,800</b>	<b>1,730</b>	<b>1,033</b>	<b>955</b>	<b>21,37,337</b>	<b>16,57,810</b>	<b>24,75,856</b>	<b>9,90,690</b>	<b>9,02,670</b>
Latvia . . . . .	2	..	..	..	..	1,800	..	..	..	..
Germany . . . . .	2	..	7	..	..	2,074	123	8,094	1,800	2,522
Netherlands . . . . .	..	..	1	..	..	..	1,367	3,868	1,409	..
Belgium . . . . .	..	..	2	..	..	..	..	..	..	6,760
France . . . . .	14	2	..	..	..	20,055	9,377	4,167	..	606
Italy . . . . .	..	5	..	..	..	..	7,500	812	..	..
Maskat Territory and Trucial Oman . . . . .	18	27	23	28	14	19,223	37,597	30,801	33,187	11,800
Other Native States in Arabia	12	23	57	4	57	13,173	18,270	57,595	3,450	31,526
Iraq . . . . .	193	221	192	48	129	1,38,992	2,15,601	1,97,651	33,703	71,723
Persia . . . . .	267	347	399	323	345	3,35,116	3,02,553	2,66,861	2,18,692	1,80,630
Java . . . . .	..	..	..	..	..	..	..	..	16,283	..

\* Free of duty.

## No. 13—continued

ARTICLES AND COUNTRIES OF CONSIGNMENT; ALSO SHARE OF EACH PROVINCE	QUANTITY					VALUE				
	1927-28	1928-29	1929-30	1930-31	1931-32	1927-28	1928-29	1929-30	1930-31	1931-32
<i>Hides and Skins, raw*—concluded</i>						R	R	R	R	R
<i>Total Hides and Skins, raw—continued</i>	Tons	Tons	Tons	Tons	Tons					
Slam . . . . .	..	4	..	69	292	..	8,886	315	31,802	95,110
Indo-China, etc. . . . .	..	..	..	1	6	..	..	..	16,285	1,13,152
China (exclusive of Hongkong and Macao) . . . . .	..	1	..	..	..	..	6,150	..	..	..
Japan . . . . .	..	1	..	..	..	5,000	225	495	..	..
Egypt . . . . .	18	68	5	27	10	17,158	73,584	12,142	20,288	2,952
Italian East Africa (Somaliland and Eritrea) . . . . .	..	..	6	..	8	..	..	12,750	..	2,016
French Somaliland . . . . .	..	..	12	..	..	..	..	9,350	..	..
United States of America—										
<i>Via Atlantic Coast</i> . . . . .	2	..	2	1	1	18,820	87,874	18,584	19,986	14,805
Other Foreign Countries . . . . .	..	..	..	..	..	..	1,070	..	811	455
<b>TOTAL FOREIGN COUNTRIES</b>	<b>523</b>	<b>702</b>	<b>716</b>	<b>508</b>	<b>857</b>	<b>5,65,421</b>	<b>7,19,667</b>	<b>6,18,235</b>	<b>8,97,141</b>	<b>5,40,057</b>
<i>Share of Bengal</i> . . . . .	3	6	5	13	1	16,705	14,347	9,610	47,143	7,933
" <i>Bombay</i> . . . . .	973	867	1,074	404	476	14,59,917	10,94,050	11,13,901	2,72,602	2,71,781
" <i>Sind</i> . . . . .	24	43	133	97	122	58,928	66,535	1,76,555	1,29,034	78,187
" <i>Madras</i> . . . . .	1,063	1,086	1,234	1,082	1,213	12,17,258	12,02,305	17,94,025	9,39,042	10,84,826
" <i>Burma</i> . . . . .	..	..	..	..	..	..	240	..	..	..
<b>TOTAL</b>	<b>2,063</b>	<b>2,002</b>	<b>2,446</b>	<b>1,596</b>	<b>1,812</b>	<b>27,52,808</b>	<b>23,77,477</b>	<b>30,94,091</b>	<b>18,87,821</b>	<b>14,42,727</b>
<i>Hops* (L. I.)—</i>	Cwts.	Cwts.	Cwts.	Cwts.	Cwts.					
United Kingdom . . . . .	554	703	684	529	416	92,728	1,08,848	85,871	48,244	41,872
Victoria . . . . .	55	25	..	..	..	6,021	2,777	..	..	1
<i>Australian Commonwealth (Total)</i> . . . . .	55	25	..	..	..	6,021	2,777	..	..	1
Other British Possessions . . . . .	..	1	..	..	..	27	153	2	34	..
<b>TOTAL BRITISH EMPIRE</b>	<b>609</b>	<b>729</b>	<b>684</b>	<b>529</b>	<b>416</b>	<b>98,776</b>	<b>1,06,778</b>	<b>85,873</b>	<b>48,278</b>	<b>41,873</b>
Germany . . . . .	68	131	548	321	392	4,897	7,889	34,392	16,710	17,877
Italy . . . . .	..	70	51	50	..	..	9,472	3,580	2,538	..
Austria . . . . .	103	..	..	..	..	18,235	..	..	..	..
Czechoslovakia . . . . .	56	..	..	..	20	18,002	..	..	..	1,200
United States of America—										
<i>Via Atlantic Coast</i> . . . . .	..	98	68	..	..	..	6,092	3,295	..	4
" <i>Pacific</i> " . . . . .	235	279	116	74	..	17,371	19,979	6,989	4,291	..
Columbia . . . . .	..	..	173	..	..	..	..	11,107	..	..
Other Foreign Countries . . . . .	5	..	..	..	..	272	3	1	7	3
<b>TOTAL FOREIGN COUNTRIES</b>	<b>467</b>	<b>578</b>	<b>956</b>	<b>445</b>	<b>412</b>	<b>53,777</b>	<b>42,435</b>	<b>59,864</b>	<b>23,546</b>	<b>19,084</b>
<i>Share of Bengal</i> . . . . .	254	327	233	186	123	25,720	28,455	23,679	18,068	14,566
" <i>Bombay</i> . . . . .	262	431	459	341	220	43,697	61,062	52,102	22,501	14,933
" <i>Sind</i> . . . . .	238	127	476	279	141	52,894	18,768	34,235	16,210	8,580
" <i>Madras</i> . . . . .	183	333	409	98	248	16,275	25,790	26,117	8,232	12,900
" <i>Burma</i> . . . . .	39	39	63	70	96	14,967	16,143	9,104	6,313	9,473
<b>TOTAL</b>	<b>1,076</b>	<b>1,807</b>	<b>1,640</b>	<b>974</b>	<b>823</b>	<b>1,52,558</b>	<b>1,50,208</b>	<b>1,45,287</b>	<b>71,824</b>	<b>60,457</b>
<i>Horns, tips and pieces of horn (II S)*—</i>	Cwts.	Cwts.	Cwts.	Cwts.	Cwts.					
Ceylon . . . . .	162	99	127	66	124	711	458	651	302	258
Kenya Colony . . . . .	..	..	..	1	..	..	..	..	1,178	..
Other British Possessions . . . . .	3	1	5	1	4	2,183	178	500	762	18
<b>TOTAL BRITISH EMPIRE</b>	<b>165</b>	<b>100</b>	<b>132</b>	<b>68</b>	<b>128</b>	<b>2,894</b>	<b>631</b>	<b>1,151</b>	<b>2,237</b>	<b>276</b>

\* Free of duty.

GENERAL IMPORTS

( 216 )

No. 13—continued

ARTICLES AND COUNTRIES OF CONSIGNMENT; ALSO SHARE OF EACH PROVINCE	QUANTITY					VALUE				
	1927-28	1928-29	1929-30	1930-31	1931-32	1927-28	1928-29	1929-30	1930-31	1931-32
	Cwts.	Cwts.	Cwts.	Cwts.	Cwts.	R	R	R	R	R
Horns, tips and pieces of horn (II. S)—continued										
TOTAL FOREIGN COUNTRIES	..	..	..	..	..	..	..	0	..	..
Share of Bombay	3	..	..	3	..	2,183	150	..	1,935	..
"  Sind	..	100	..	..	..	..	481	..	..	..
"  Madras	162	..	127	66	128	711	..	651	302	2
"  Burma	..	..	8	..	..	..	..	506	..	..
TOTAL	165	100	132	69	128	2,894	631	1,157	2,237	2
Instruments, Apparatus and Appli- ances, and parts thereof—										
<i>Electrical, including telegraph   and telephone apparatus,   not being machinery—</i>										
Electric fans and parts thereof (III. F)—										
United Kingdom	—	—	—	—	—	18,34,387	23,06,772	18,86,423	14,43,642	10,50,81
Aden and Dependencies	—	—	—	—	—	40	..	..	1,664	2
Bahrein Islands	—	—	—	—	—	..	..	..	..	1,98
Straits Settlements ( <i>includ-     ing Labuan</i> )	—	—	—	—	—	2,810	15	81	40	7,88
Other British Possessions	—	—	—	—	—	195	425	687	589	48
TOTAL BRITISH EMPIRE	—	—	—	—	—	18,37,432	23,67,212	18,87,191	14,45,935	10,61,12
Germany	—	—	—	—	—	5,40,200	3,15,469	4,75,104	2,97,153	4,14,72
Netherlands	—	—	—	—	—	13,715	9,449	8,378	11,965	14,00
Belgium	—	—	—	—	—	653	206	3,114	325	..
France	—	—	—	—	—	..	7,479	11,297	600	..
Italy	—	—	—	—	—	7,89,642	10,33,865	12,08,253	6,83,640	4,13,00
Persia	—	—	—	—	—	..	..	..	2,845	33
China ( <i>exclusive of Hongkong and Macao</i> )	—	—	—	—	—	2,409	2,185	..	155	2,70
Japan	—	—	—	—	—	8,561	3,856	15,905	6,213	3,10
United States of America— <i>Via Atlantic Coast</i>	—	—	—	—	—	1,88,408	1,04,319	3,60,689	1,32,470	39,74
Other Foreign Countries	—	—	—	—	—	355	386	754	1,325	1,09
TOTAL FOREIGN COUNTRIES	—	—	—	—	—	15,53,003	14,77,214	20,92,469	11,38,691	8,80,38
Share of Bengal	—	—	—	—	—	17,62,487	19,62,781	18,78,568	9,54,840	7,03,918
"  Bombay	—	—	—	—	—	7,36,727	11,26,782	13,54,055	7,43,593	5,87,941
"  Sind	—	—	—	—	—	3,36,380	3,04,052	3,20,382	4,41,379	3,12,722
"  Madras	—	—	—	—	—	2,89,512	2,82,767	2,67,323	2,47,071	1,71,531
"  Burma	—	—	—	—	—	2,65,323	1,68,044	1,59,347	1,95,443	84,397
TOTAL	—	—	—	—	—	38,00,435	38,44,426	39,70,680	25,82,626	19,50,509

No. 13—continued

ARTICLES AND COUNTRIES OF CONSIGNMENT; ALSO SHARE OF EACH PROVINCE	QUANTITY					VALUE				
	1927-28	1928-29	1929-30	1930-31	1931-32	1927-28	1928-29	1929-30	1930-31	1931-32
						₹	₹	₹	₹	₹
Instruments, Apparatus and Appliances, and parts thereof— <i>continued</i> Electrical, including telegraph and telephone apparatus not being machinery— <i>continued</i> Electric wires and cables— Rubber, insulated (III. F)— United Kingdom . . . . .	—	—	—	—	—	31,25,083	35,68,263	34,70,698	27,69,739	17,77,369
New South Wales Australian Commonwealth (Total) . . . . .	—	—	—	—	—	..	..	1,15,470	6,023	..
Other British Possessions . . . . .	—	—	—	—	—	352	459	1,15,470 307	6,023 83	.. 650
<b>TOTAL BRITISH EMPIRE . . . . .</b>	—	—	—	—	—	<b>31,25,935</b>	<b>35,68,712</b>	<b>35,86,375</b>	<b>27,75,800</b>	<b>17,78,319</b>
Norway . . . . .	—	—	—	—	—	2,567	..	644	3,694	..
Sweden . . . . .	—	—	—	—	—	..	..	..	..	8,185
Germany . . . . .	—	—	—	—	—	1,12,110	2,11,965	3,30,748	3,91,349	4,00,624
Netherlands . . . . .	—	—	—	—	—	30,710	1,07,605	99,629	1,24,408	1,12,078
Belgium . . . . .	—	—	—	—	—	7,963	18,827	45,197	2,00,448	2,38,541
France . . . . .	—	—	—	—	—	1,356	4,733	2,967	2,459	757
Switzerland . . . . .	—	—	—	—	—	..	..	7,569	20,167	23,158
Italy . . . . .	—	—	—	—	—	2,318	7,753	610	11,378	5,240
Austria . . . . .	—	—	—	—	—	5,874	25,308	55,249	63,500	11,584
Czechoslovakia . . . . .	—	—	—	—	—	..	..	1,405	10,100	20,606
China (exclusive of Hong-kong and Macao) . . . . .	—	—	—	—	—	..	..	..	4,762	..
Japan . . . . .	—	—	—	—	—	754	8,528	13,278	27,221	33,403
United States of America— Via Atlantic Coast . . . . .	—	—	—	—	—	33,480	52,114	86,350	54,756	65,340
.. Pacific .. . . .	—	—	—	—	—	..	..	..	112	..
Other Foreign Countries . . . . .	—	—	—	—	—	824	229	1	653	10
<b>TOTAL FOREIGN COUNTRIES . . . . .</b>	—	—	—	—	—	<b>1,97,465</b>	<b>4,37,157</b>	<b>6,43,647</b>	<b>9,15,027</b>	<b>9,19,535</b>
Share of Bengal . . . . .	—	—	—	—	—	16,17,372	18,53,329	16,69,033	12,39,331	8,25,304
.. Bombay . . . . .	—	—	—	—	—	12,64,223	17,37,282	18,06,938	13,64,906	10,97,531
.. Sind . . . . .	—	—	—	—	—	1,67,401	2,11,486	2,00,323	2,33,199	3,14,371
.. Madras . . . . .	—	—	—	—	—	2,11,941	2,73,374	2,27,920	5,61,347	2,62,254
.. Burma . . . . .	—	—	—	—	—	61,960	69,898	3,25,808	2,92,044	1,97,881
<b>TOTAL . . . . .</b>	—	—	—	—	—	<b>33,23,400</b>	<b>39,95,869</b>	<b>42,30,022</b>	<b>36,90,827</b>	<b>26,97,854</b>
Insulations, other than rubber (III. F)— United Kingdom . . . . .	—	—	—	—	—	31,25,214	26,07,308	40,30,044	38,53,459	19,74,821
Other British Possessions . . . . .	—	—	—	—	—	740	408	511	142	1,123
<b>TOTAL BRITISH EMPIRE . . . . .</b>	—	—	—	—	—	<b>31,25,954</b>	<b>26,07,806</b>	<b>40,40,455</b>	<b>38,53,601</b>	<b>19,75,944</b>
Sweden . . . . .	—	—	—	—	—	1,472	..	17,126	8,276	11,010
Norway . . . . .	—	—	—	—	—	..	..	..	5,145	736
Germany . . . . .	—	—	—	—	—	81,245	1,06,796	93,522	3,30,432	1,90,233
Netherlands . . . . .	—	—	—	—	—	78,087	47,870	23,430	33,103	6,151
Belgium . . . . .	—	—	—	—	—	20,651	47,098	11,846	24,961	30,342
France . . . . .	—	—	—	—	—	4,393	7,043	403	2,469	1,260
Switzerland . . . . .	—	—	—	—	—	1,521	..	..	127	2,365
Italy . . . . .	—	—	—	—	—	4,312	84	..	122	204
Austria . . . . .	—	—	—	—	—	7,573	5,331	17,337	2,195	4,770
Czechoslovakia . . . . .	—	—	—	—	—	..	..	..	..	1,034
Japan . . . . .	—	—	—	—	—	2,203	4,278	7,135	6,418	7,343
United States of America— Via Atlantic Coast . . . . .	—	—	—	—	—	2,23,653	2,10,402	1,05,280	63,162	23,053
Other Foreign Countries . . . . .	—	—	—	—	—	232	205	397	4	..
<b>TOTAL FOREIGN COUNTRIES . . . . .</b>	—	—	—	—	—	<b>4,20,342</b>	<b>4,29,107</b>	<b>2,31,061</b>	<b>5,26,419</b>	<b>2,79,011</b>
Share of Bengal . . . . .	—	—	—	—	—	15,30,953	14,36,452	22,65,949	23,37,351	15,41,333
.. Bombay . . . . .	—	—	—	—	—	16,25,209	11,93,084	16,34,090	12,52,008	4,46,945
.. Sind . . . . .	—	—	—	—	—	56,147	1,01,480	6,616	4,92,550	64,712
.. Madras . . . . .	—	—	—	—	—	29,994	33,423	2,47,253	2,02,353	1,76,204
.. Burma . . . . .	—	—	—	—	—	2,53,392	1,72,474	1,17,608	45,258	26,172
<b>TOTAL . . . . .</b>	—	—	—	—	—	<b>35,46,296</b>	<b>39,36,913</b>	<b>49,21,516</b>	<b>43,80,020</b>	<b>22,54,966</b>

GENERAL IMPORTS

( 218 )

No. 13—continued

ARTICLES AND COUNTRIES OF CONSIGNMENT; ALSO SHARE OF EACH PROVINCE	QUANTITY					VALUE				
	1927-28	1928-29	1929-30	1930-31	1931-32	1927-28	1928-29	1929-30	1930-31	1931-32
Instruments, Apparatus, and Appliances, and parts thereof—continued						R	R	R	R	R
Electrical, including telegraph and telephone apparatus not being machinery—continued										
Electric wires and cables—continued										
Telegraph and Telephone wires and cables (ILL. F)—										
United Kingdom . . . . .	—	—	—	—	—	56,941	1,66,054	71,814	2,63,454	54,544
Ceylon . . . . .	—	—	—	—	—	2,000	..	..	..	..
Other British Possessions . . . . .	—	—	—	—	—	102	..	..	..	..
<b>TOTAL BRITISH EMPIRE . . . . .</b>	—	—	—	—	—	<b>59,043</b>	<b>1,66,054</b>	<b>71,814</b>	<b>2,63,454</b>	<b>54,544</b>
Sweden . . . . .	—	—	—	—	—	..	..	..	..	8,918
Germany . . . . .	—	—	—	—	—	4,247	1,069	13,626	5,975	7,168
Netherlands . . . . .	—	—	—	—	—	145	..	..	16,034	..
Belgium . . . . .	—	—	—	—	—	..	1,455	..	2,324	1,591
Japan . . . . .	—	—	—	—	—	..	..	..	..	27,921
United States of America—Vid Atlantic Coast . . . . .	—	—	—	—	—	8,750	7,055	..	153	..
Other Foreign Countries . . . . .	—	—	—	—	—	..	98	149	..	..
<b>TOTAL FOREIGN COUNTRIES . . . . .</b>	—	—	—	—	—	<b>13,142</b>	<b>9,677</b>	<b>13,775</b>	<b>24,486</b>	<b>40,598</b>
Share of Bengal . . . . .	—	—	—	—	—	2,907	3,262	8,537	1,43,136	1,479
„ Bombay . . . . .	—	—	—	—	—	31,034	95,551	59,252	40,653	64,636
„ Sind . . . . .	—	—	—	—	—	2,532	8,483	1,616	31,223	1,443
„ Madras . . . . .	—	—	—	—	—	34,037	67,474	14,984	68,809	10,436
„ Burma . . . . .	—	—	—	—	—	1,625	961	..	4,109	17,036
<b>TOTAL . . . . .</b>	—	—	—	—	—	<b>72,185</b>	<b>1,75,731</b>	<b>85,089</b>	<b>2,87,940</b>	<b>95,142</b>
Bare copper wire (electrolytic) other than telegraph and telephone wires (ILL. F)—(a)				Cwts.	Cwts.					
United Kingdom . . . . .	—	—	—	31,640	13,881	17,07,221	23,80,932	21,57,493	15,14,496	5,29,120
Other British Possessions . . . . .	—	—	—	..	..	95	..	218	23	45
<b>TOTAL BRITISH EMPIRE . . . . .</b>	—	—	—	<b>31,640</b>	<b>13,881</b>	<b>17,07,316</b>	<b>23,80,932</b>	<b>21,57,716</b>	<b>15,14,519</b>	<b>5,29,174</b>
Germany . . . . .	—	—	—	5,110	5,513	1,69,632	1,16,682	1,38,671	2,50,651	2,30,573
Netherlands . . . . .	—	—	—	2,400	1,038	1,31,249	94,739	2,22,760	1,27,563	42,305
Belgium . . . . .	—	—	—	343	306	27,521	2,310	2,674	18,669	10,651
France . . . . .	—	—	—	923	704	..	..	13,391	40,534	25,236
Switzerland . . . . .	—	—	—	..	..	3,918	6,606	17,510	..	..
Greece . . . . .	—	—	—	..	..	14,247	..	..	..	..
Austria . . . . .	—	—	—	..	..	..	..	1,410	..	..
Japan . . . . .	—	—	—	3,252	1,022	18,791	48,008	2,90,842	1,69,533	33,509
United States of America—Vid Atlantic Coast . . . . .	—	—	—	1,309	3,195	26,453	76,149	48,107	68,692	1,10,927
Other Foreign Countries . . . . .	—	—	—	..	..	14	33	..	6	..
<b>TOTAL FOREIGN COUNTRIES . . . . .</b>	—	—	—	<b>13,342</b>	<b>11,823</b>	<b>3,91,325</b>	<b>3,44,532</b>	<b>7,35,365</b>	<b>6,70,653</b>	<b>4,53,251</b>
Share of Bengal . . . . .	—	—	—	25,914	2,521	13,79,149	21,69,607	17,99,353	11,37,726	1,12,846
„ Bombay . . . . .	—	—	—	12,479	8,153	6,30,930	5,01,414	3,72,331	6,23,161	2,93,246
„ Sind . . . . .	—	—	—	6,213	6,114	19,040	1,335	10,690	3,45,044	2,34,264
„ Madras . . . . .	—	—	—	113	7,453	3,562	13,315	62,379	3,820	2,37,344
„ Burma . . . . .	—	—	—	253	1,463	16,460	33,793	46,323	20,421	54,725
<b>TOTAL . . . . .</b>	—	—	—	<b>44,982</b>	<b>25,709</b>	<b>20,99,141</b>	<b>27,25,464</b>	<b>28,93,081</b>	<b>21,35,172</b>	<b>9,82,425</b>
Total value of Electric Wires and Cables—										
United Kingdom . . . . .	—	—	—	—	—	80,14,459	87,12,637	97,39,354	84,01,143	43,35,869
Aden and Dependencies . . . . .	—	—	—	—	—	1,455	213	..	..	..
Ceylon . . . . .	—	—	—	—	—	2,137	174	1,036	203	452
Straits Settlements . . . . .	—	—	—	—	—	..	..	..	..	1,161
New South Wales Australian Commonwealth (Total) . . . . .	—	—	—	—	—	..	..	1,15,470	6,023	..
Other British Possessions . . . . .	—	—	—	—	—	197	480	..	..	510
<b>TOTAL BRITISH EMPIRE . . . . .</b>	—	—	—	—	—	<b>80,18,248</b>	<b>87,13,504</b>	<b>98,55,360</b>	<b>84,07,374</b>	<b>43,37,992</b>

(a) Quantity recorded from 1930-31.



No. 13—continued

ARTICLES, AND COUNTRIES OF CONSIGNMENT; ALSO SHARE OF EACH PROVINCE	QUANTITY					VALUE				
	1927-28	1928-29	1929-30	1930-31	1931-32	1927-28	1928-29	1929-30	1930-31	1931-32
						R	R	R	R	R
Instruments, Apparatus and Appliances, and parts thereof— <i>continued</i>										
<i>Electrical, including telegraph and telephone apparatus not being machinery—continued</i>										
Electric wires and cables— <i>concl'd</i>										
<i>Total value of Electric Wires and Cables—continued</i>										
Sweden . . . . .	—	—	—	—	—	1,472	98	17,275	8,800	23,118
Norway . . . . .	—	—	—	—	—	2,567	..	644	8,839	736
Germany . . . . .	—	—	—	—	—	3,67,234	4,36,512	6,76,567	10,23,407	8,28,598
Netherlands . . . . .	—	—	—	—	—	2,35,200	2,49,804	3,50,819	3,01,118	1,60,534
Belgium . . . . .	—	—	—	—	—	56,135	69,690	59,217	2,46,402	2,81,125
France . . . . .	—	—	—	—	—	5,749	11,781	16,766	45,462	27,303
Switzerland . . . . .	—	—	—	—	—	6,263	6,734	25,079	20,314	25,523
Italy . . . . .	—	—	—	—	—	6,644	7,875	610	11,500	5,453
Austria . . . . .	—	—	—	—	—	12,947	31,139	74,046	65,695	16,354
Czechoslovakia . . . . .	—	—	—	—	—	..	303	1,802	10,100	21,640
Greece . . . . .	—	—	—	—	—	14,247	..	..	..	..
China (exclusive of Honkong and Macão) . . . . .	—	—	—	—	—	232	..	..	4,762	..
Japan . . . . .	—	—	—	—	—	21,748	60,814	3,11,805	2,03,172	1,02,681
United States of America—										
<i>Via Atlantic Coast</i> . . . . .	—	—	—	—	—	2,92,336	3,45,720	2,39,717	1,81,763	1,99,325
<i>" Pacific "</i> . . . . .	—	—	—	—	—	..	..	..	112	..
Other Foreign Countries . . . . .	—	—	—	—	—	..	3	1	139	10
<b>TOTAL FOREIGN COUNTRIES</b> . . . . .	—	—	—	—	—	10,22,774	12,20,473	16,73,843	21,36,585	16,92,395
<i>Share of Bengal</i> . . . . .	—	—	—	—	—	45,80,879	53,13,150	57,43,377	49,58,044	24,31,462
<i>" Bombay</i> . . . . .	—	—	—	—	—	36,01,401	35,77,331	45,23,311	32,30,733	19,01,509
<i>" Sind</i> . . . . .	—	—	—	—	—	2,45,170	3,23,334	2,19,245	11,02,021	6,15,295
<i>" Madras</i> . . . . .	—	—	—	—	—	2,79,534	4,38,086	5,53,036	3,41,329	7,36,237
<i>" Burma</i> . . . . .	—	—	—	—	—	3,34,038	2,32,126	4,90,239	3,61,332	2,95,884
<b>TOTAL</b> . . . . .	—	—	—	—	—	90,41,022	99,33,977	1,15,29,708	1,05,43,959	60,30,337
Telegraph and telephone instruments and apparatus (III. F)—										
United Kingdom . . . . .	—	—	—	—	—	4,92,486	4,63,931	4,34,091	4,30,635	4,33,444
Straits Settlements (including Labuan) . . . . .	—	—	—	—	—	1,546	559	251	..	..
Other British Possessions . . . . .	—	—	—	—	—	178	534	410	378	30
<b>TOTAL BRITISH EMPIRE</b> . . . . .	—	—	—	—	—	4,94,209	4,65,024	4,34,752	4,31,013	4,33,474
Sweden . . . . .	—	—	—	—	—	57,720	14,119	11,441	4,374	11,220
Norway . . . . .	—	—	—	—	—	..	..	..	2,584	..
Denmark . . . . .	—	—	—	—	—	..	..	..	..	1,060
Germany . . . . .	—	—	—	—	—	12,231	4,906	3,311	13,962	23,206
Belgium . . . . .	—	—	—	—	—	..	10,393	3,054	13,741	20,781
France . . . . .	—	—	—	—	—	..	350	..	1,400	6,750
Switzerland . . . . .	—	—	—	—	—	2,017	..	..	..	..
Persia . . . . .	—	—	—	—	—	..	..	..	..	1,071
Japan . . . . .	—	—	—	—	—	418	228	3,853	674	..
United States of America—										
<i>Via Atlantic Coast</i> . . . . .	—	—	—	—	—	15,285	29,054	27,349	29,405	22,585
<i>" Pacific "</i> . . . . .	—	—	—	—	—	5,620	..	..	..	1,688
Other Foreign Countries . . . . .	—	—	—	—	—	..	912	131	428	330
<b>TOTAL FOREIGN COUNTRIES</b> . . . . .	—	—	—	—	—	93,291	59,962	59,194	66,568	39,591
<i>Share of Bengal</i> . . . . .	—	—	—	—	—	2,50,054	1,32,413	1,40,953	1,68,464	2,61,639
<i>" Bombay</i> . . . . .	—	—	—	—	—	2,57,513	2,59,723	2,18,333	2,16,075	2,25,432
<i>" Sind</i> . . . . .	—	—	—	—	—	9,201	6,669	3,216	5,440	2,570
<i>" Madras</i> . . . . .	—	—	—	—	—	31,491	1,22,190	1,16,513	1,02,760	17,394
<i>" Burma</i> . . . . .	—	—	—	—	—	39,241	3,991	59,921	4,342	3,430
<b>TOTAL</b> . . . . .	—	—	—	—	—	5,37,500	3,24,936	3,43,946	4,97,581	5,23,005

GENERAL IMPORTS

( 220 )

No. 13—continued

ARTICLES AND COUNTRIES OF CONSIGNMENT; ALSO SHARE OF EACH PROVINCE	QUANTITY					VALUE				
	1927-28	1928-29	1929-30	1930-31	1931-32	1927-28	1928-29	1929-30	1930-31	1931-32
						₹	₹	₹	₹	₹
Instruments, Apparatus and Appliances, and parts thereof— <i>continued</i>										
Electrical, including telegraph and telephone apparatus not being machinery— <i>continued</i>										
Electric lamps and parts thereof—										
Electric glow lamps (III. F)*	No.	No.								
United Kingdom . . . . .	1,041,915	990,412	—	—	—	6,75,750	7,07,114	—	—	—
Other British Possessions . . . . .	2,623	1,795	—	—	—	982	1,331	—	—	—
<b>TOTAL BRITISH EMPIRE . . . . .</b>	<b>1,044,538</b>	<b>992,207</b>	<b>—</b>	<b>—</b>	<b>—</b>	<b>6,76,738</b>	<b>7,08,445</b>	<b>—</b>	<b>—</b>	<b>—</b>
Sweden . . . . .	58	65	—	—	—	447	119	—	—	—
Germany . . . . .	587,801	509,112	—	—	—	2,14,420	2,06,137	—	—	—
Netherlands . . . . .	1,443,155	1,717,936	—	—	—	9,75,418	11,65,708	—	—	—
Belgium . . . . .	99,713	93,669	—	—	—	57,681	47,538	—	—	—
France . . . . .	10,306	630	—	—	—	4,807	560	—	—	—
Italy . . . . .	46,657	220,126	—	—	—	24,096	1,28,179	—	—	—
Austria . . . . .	517,523	564,998	—	—	—	2,85,754	2,90,369	—	—	—
Hungary . . . . .	..	3,280	—	—	—	..	6,357	—	—	—
Czechoslovakia . . . . .	167,895	198,711	—	—	—	95,877	1,28,201	—	—	—
Japan . . . . .	910,418	4,169,555	—	—	—	1,14,174	2,56,755	—	—	—
United States of America—										
Via Atlantic Coast . . . . .	161,827	120,319	—	—	—	1,42,574	69,401	—	—	—
" Pacific " . . . . .	1,778	..	—	—	—	561	..	—	—	—
Other Foreign Countries . . . . .	856	..	—	—	—	754	..	—	—	—
<b>TOTAL FOREIGN COUNTRIES . . . . .</b>	<b>3,897,987</b>	<b>7,603,401</b>	<b>—</b>	<b>—</b>	<b>—</b>	<b>19,16,563</b>	<b>22,99,384</b>	<b>—</b>	<b>—</b>	<b>—</b>
Share of Bengal . . . . .	1,517,165	1,913,732	—	—	—	8,89,930	10,57,534	—	—	—
" Bombay . . . . .	2,148,696	5,263,110	—	—	—	10,05,001	11,74,721	—	—	—
" Sind . . . . .	527,257	525,407	—	—	—	2,42,821	2,47,503	—	—	—
" Madras . . . . .	262,998	303,852	—	—	—	1,81,001	2,09,196	—	—	—
" Burma . . . . .	496,410	584,567	—	—	—	2,74,548	3,18,875	—	—	—
<b>TOTAL . . . . .</b>	<b>4,942,525</b>	<b>8,695,608</b>	<b>—</b>	<b>—</b>	<b>—</b>	<b>25,98,801</b>	<b>30,07,629</b>	<b>—</b>	<b>—</b>	<b>—</b>

\*Shown under separate heads from 1929-30.

## No. 13—continued

ARTICLES, AND COUNTRIES OF CONSIGNMENT; ALSO SHARE OF EACH PROVINCE	QUANTITY					VALUE				
	1927-28	1928-29	1929-30	1930-31	1931-32	1927-28	1928-29 *	1929-30	1930-31	1931-32
						R	R	R	R	R
<b>Instruments, Apparatus, etc.—</b>										
<i>Electrical including Tele- graph and Telephone appa- ratus not being machinery</i> —continued										
Electric lamps and parts there- of—continued										
Electric glow lamps—										
Gas filled electric bulbs (III-F) (a)—										
United Kingdom . . . . .	—	—	—	—	556,017	—	—	—	—	7,21,161
Hongkong . . . . .	—	—	—	—	2,600	—	—	—	—	3,360
Victoria . . . . .	—	—	—	—	1,158	—	—	—	—	1,330
New South Wales <i>Australian Commonwealth</i> (Total) . . . . .	—	—	—	—	2,200	—	—	—	—	2,000
Other British Possessions . . . . .	—	—	—	—	3,358	—	—	—	—	3,429
Other British Possessions . . . . .	—	—	—	—	807	—	—	—	—	104
<b>TOTAL BRITISH EMPIRE</b> . . . . .	—	—	—	—	562,282	—	—	—	—	7,28,144
Germany . . . . .	—	—	—	—	63,207	—	—	—	—	89,204
Netherlands . . . . .	—	—	—	—	415,214	—	—	—	—	4,70,925
Belgium . . . . .	—	—	—	—	30,051	—	—	—	—	13,084
France . . . . .	—	—	—	—	2,004	—	—	—	—	1,682
Italy . . . . .	—	—	—	—	10,488	—	—	—	—	13,074
Austria . . . . .	—	—	—	—	110,591	—	—	—	—	83,756
Czechoslovakia . . . . .	—	—	—	—	103,505	—	—	—	—	98,025
Hungary . . . . .	—	—	—	—	19,225	—	—	—	—	25,046
Japan . . . . .	—	—	—	—	85,163	—	—	—	—	18,744
United States of America <i>via Atlantic Coast</i> . . . . .	—	—	—	—	11,408	—	—	—	—	37,850
Other Foreign Countries . . . . .	—	—	—	—	1,163	—	—	—	—	404
<b>TOTAL FOREIGN COUNTRIES</b> . . . . .	—	—	—	—	853,090	—	—	—	—	8,53,204
<i>Share of Bengal</i> . . . . .	—	—	—	—	533,380	—	—	—	—	6,39,166
„ <i>Bombay</i> . . . . .	—	—	—	—	453,610	—	—	—	—	5,25,304
„ <i>Sind</i> . . . . .	—	—	—	—	136,230	—	—	—	—	1,17,155
„ <i>Madras</i> . . . . .	—	—	—	—	133,940	—	—	—	—	1,61,812
„ <i>Burma</i> . . . . .	—	—	—	—	92,721	—	—	—	—	33,001
<b>TOTAL</b> . . . . .	—	—	—	—	1,415,381	—	—	—	—	15,81,438
<b>Vacuum electric bulbs (III-F)</b>										
United Kingdom . . . . .	—	—	—	—	886,470	—	—	—	—	5,62,607
Straits Settlements . . . . .	—	—	—	—	5,561	—	—	—	—	1,849
Hongkong . . . . .	—	—	—	—	2,548	—	—	—	—	1,220
Victoria . . . . .	—	—	—	—	1,488	—	—	—	—	1,018
<i>Australian Commonwealth</i> (Total) . . . . .	—	—	—	—	1,488	—	—	—	—	1,013
<b>TOTAL BRITISH POSSESSIONS</b> . . . . .	—	—	—	—	848,067	—	—	—	—	5,66,779
Germany . . . . .	—	—	—	—	162,918	—	—	—	—	63,870
Netherlands . . . . .	—	—	—	—	915,238	—	—	—	—	5,22,742
Belgium . . . . .	—	—	—	—	21,049	—	—	—	—	7,850
France . . . . .	—	—	—	—	3,425	—	—	—	—	2,373
Italy . . . . .	—	—	—	—	28,102	—	—	—	—	11,421
Austria . . . . .	—	—	—	—	326,867	—	—	—	—	1,19,828
Czechoslovakia . . . . .	—	—	—	—	309,345	—	—	—	—	1,05,739
Hungary . . . . .	—	—	—	—	17,765	—	—	—	—	10,207
China . . . . .	—	—	—	—	11,889	—	—	—	—	2,664
Japan . . . . .	—	—	—	—	1,467,551	—	—	—	—	2,00,290
United States of America <i>via Atlantic Coast</i> . . . . .	—	—	—	—	12,550	—	—	—	—	3,550
Other Foreign Countries . . . . .	—	—	—	—	141	—	—	—	—	71
<b>TOTAL FOREIGN COUNTRIES</b> . . . . .	—	—	—	—	3,276,830	—	—	—	—	10,50,014
<i>Share of Bengal</i> . . . . .	—	—	—	—	1,316,857	—	—	—	—	5,73,140
„ <i>Bombay</i> . . . . .	—	—	—	—	1,612,946	—	—	—	—	6,37,837
„ <i>Sind</i> . . . . .	—	—	—	—	697,036	—	—	—	—	1,54,369
„ <i>Madras</i> . . . . .	—	—	—	—	275,129	—	—	—	—	1,60,975
„ <i>Burma</i> . . . . .	—	—	—	—	220,929	—	—	—	—	31,073
<b>TOTAL</b> . . . . .	—	—	—	—	4,122,897	—	—	—	—	16,17,393

(a) Separately recorded from 1931-32.

GENERAL IMPORTS

No. 13—continued

ARTICLES, AND COUNTRIES OF CONSIGNMENT; ALSO SHARE OF EACH PROVINCE	QUANTITY					VALUE				
	1927-28	1928-29	1929-30	1930-31	1931-32	1927-28	1928-29	1929-30	1930-31	1931-32
	No.	No.	No.	No.	No.	R	R	R	R	R
<b>Instruments, Apparatus, etc.—</b>										
<i>Electrical including Telegraph and Telephone etc.—continued</i>										
Electric lamps and parts thereof— <i>continued</i>										
Electric bulbs for automobiles (III, F) (a)—										
United Kingdom	—	—	—	—	8,822	—	—	—	—	5,444
Germany	—	—	—	—	1,723	—	—	—	—	1,286
Netherlands	—	—	—	—	136,002	—	—	—	—	59,548
Italy	—	—	—	—	3,385	—	—	—	—	1,543
Austria	—	—	—	—	3,430	—	—	—	—	1,560
Czechoslovakia	—	—	—	—	11,600	—	—	—	—	7,344
Japan	—	—	—	—	369,604	—	—	—	—	26,880
United States of America via Atlantic Coast	—	—	—	—	69,606	—	—	—	—	12,113
Other Foreign Countries	—	—	—	—	3,249	—	—	—	—	1,050
<b>TOTAL FOREIGN COUNTRIES</b>	—	—	—	—	598,549	—	—	—	—	1,11,321
Share of Bengal	—	—	—	—	93,748	—	—	—	—	32,888
„ Bombay	—	—	—	—	360,001	—	—	—	—	63,218
„ Sind	—	—	—	—	28,909	—	—	—	—	5,185
„ Madras	—	—	—	—	76,195	—	—	—	—	8,889
„ Burma	—	—	—	—	43,518	—	—	—	—	6,585
<b>TOTAL</b>	—	—	—	—	607,371	—	—	—	—	1,16,765
<i>Electric bulbs for torches (III, F) (b)—</i>										
United Kingdom	—	—	—	—	8,629	—	—	—	—	2,016
Hongkong	—	—	—	—	56,707	—	—	—	—	15,173
Other British Possessions	—	—	—	—	826	—	—	—	—	586
<b>TOTAL BRITISH POSSESSIONS</b>	—	—	—	—	66,162	—	—	—	—	17,725
Germany	—	—	—	—	482,047	—	—	—	—	34,118
Italy	—	—	—	—	3,620	—	—	—	—	1,781
China	—	—	—	—	230,807	—	—	—	—	32,992
Japan	—	—	—	—	1,896,772	—	—	—	—	50,919
United States of America via Atlantic Coast	—	—	—	—	454,766	—	—	—	—	83,439
Other Foreign Countries	—	—	—	—	10,362	—	—	—	—	708
<b>TOTAL FOREIGN COUNTRIES</b>	—	—	—	—	3,078,264	—	—	—	—	2,03,957
Share of Bengal	—	—	—	—	839,654	—	—	—	—	84,278
„ Bombay	—	—	—	—	1,275,771	—	—	—	—	55,578
„ Sind	—	—	—	—	477,952	—	—	—	—	11,713
„ Madras	—	—	—	—	96,296	—	—	—	—	26,635
„ Burma	—	—	—	—	454,753	—	—	—	—	43,473
<b>TOTAL</b>	—	—	—	—	3,144,426	—	—	—	—	2,21,682
<i>Wireless Valves (III, F) (c)—</i>										
United Kingdom	—	—	—	—	5,091	—	—	—	—	27,284
Other British Possessions	—	—	—	—	64	—	—	—	—	146
<b>TOTAL BRITISH POSSESSIONS</b>	—	—	—	—	5,155	—	—	—	—	27,429
Germany	—	—	—	—	685	—	—	—	—	1,956
Czechoslovakia	—	—	—	—	455	—	—	—	—	1,600
United States of America—										
Via Atlantic Coast	—	—	—	—	3,654	—	—	—	—	9,790
„ Pacific „	—	—	—	—	70	—	—	—	—	888
Other Foreign Countries	—	—	—	—	147	—	—	—	—	1,266
<b>TOTAL FOREIGN COUNTRIES</b>	—	—	—	—	5,020	—	—	—	—	15,000
Share of Bengal	—	—	—	—	206	—	—	—	—	1,518
„ Bombay	—	—	—	—	6,043	—	—	—	—	29,863
„ Sind	—	—	—	—	624	—	—	—	—	3,939
„ Madras	—	—	—	—	6	—	—	—	—	14
„ Burma	—	—	—	—	3,296	—	—	—	—	7,097
<b>TOTAL</b>	—	—	—	—	10,175	—	—	—	—	42,429

(a) Separately recorded from 1931-32, figures for 1929-30 and 1930-31 were recorded under automobile lighting lamps.  
 (b) Separately recorded from 1931-32, figures for 1929-30 and 1930-31 were recorded under flash lights including torches.  
 (c) Separately shown from 1931-32

No. 13—continued

ARTICLES AND COUNTRIES OF CONSIGNMENT; ALSO SHARE OF EACH PROVINCE	QUANTITY					VALUE				
	1927-28	1928-29	1929-30	1930-31	1931-32	1927-28	1928-29	1929-30	1930-31	1931-32
			No.	No.	No.	R	R	R	R	R
Instruments, Apparatus and Appliances, and parts thereof— <i>continued</i>										
Electrical, including telegraph and telephone apparatus not being machinery— <i>continued</i> .										
Electric lamps and parts thereof— <i>continued</i>										
Flash lights (including torch lights, pocket lamps, etc., (III. F) (a)—										
United Kingdom	—	—	18,974	21,967	—	—	—	19,798	35,304	—
Straits Settlements	—	—	413	729	—	—	—	733	2,761	—
Hongkong	—	—	60	4,933	—	—	—	890	5,350	—
Other British Possessions	—	—	30	48	—	—	—	97	144	—
<b>TOTAL BRITISH EMPIRE</b>	—	—	19,477	27,677	—	—	—	21,018	48,649	—
Germany	—	—	555,086	81,213	—	—	—	2,41,850	74,838	—
Netherlands	—	—	59,854	..	—	—	—	44,692	..	—
Switzerland	—	—	250	250	—	—	—	1,334	1,302	—
Austria	—	—	2,400	..	—	—	—	1,328	..	—
Czechoslovakia	—	—	32,418	4,762	—	—	—	10,770	1,309	—
China (exclusive of Hongkong and Macao)	—	—	1	1,486	—	—	—	10	1,873	—
Japan	—	—	21,868	29,431	—	—	—	11,040	4,601	—
United States of America—										
Via Atlantic Coast	—	—	357,829	802,813	—	—	—	8,35,078	6,34,094	—
" Pacific "	—	—	..	1	—	—	—	..	1	—
Other Foreign Countries	—	—	14	122	—	—	—	11	201	—
<b>TOTAL FOREIGN COUNTRIES</b>	—	—	1,029,164	420,028	—	—	—	11,46,113	7,18,219	—
Share of Bengal	—	—	177,945	261,745	—	—	—	3,28,226	4,13,619	—
" Bombay	—	—	454,186	1,924	—	—	—	2,85,968	4,787	—
" Sind	—	—	197,270	10,569	—	—	—	1,79,093	22,632	—
" Madras	—	—	129,286	70,120	—	—	—	76,941	47,843	—
" Burma	—	—	89,964	103,347	—	—	—	2,96,903	2,73,002	—
<b>TOTAL</b>	—	—	1,048,641	447,705	—	—	—	11,67,131	7,61,868	—
Automobile lighting lamps (III. F) (a)—										
United Kingdom	—	—	10,273	5,632	—	—	—	9,576	3,879	—
Straits Settlements (including Labuan)	—	—	4	..	—	—	—	25	..	—
<b>TOTAL BRITISH EMPIRE</b>	—	—	10,277	5,632	—	—	—	9,601	3,879	—
Germany	—	—	13,623	13,101	—	—	—	6,163	5,446	—
Netherlands	—	—	138,244	138,215	—	—	—	57,812	55,834	—
France	—	—	522	1,440	—	—	—	458	1,120	—
Italy	—	—	3,598	4,800	—	—	—	1,280	1,750	—
Austria	—	—	2,684	4,070	—	—	—	983	1,416	—
Japan	—	—	496,722	419,840	—	—	—	48,358	35,925	—
United States of America—										
Via Atlantic Coast	—	—	28,922	25,247	—	—	—	12,831	13,072	—
Other Foreign Countries	—	—	2,875	2,432	—	—	—	945	1,068	—
<b>TOTAL FOREIGN COUNTRIES</b>	—	—	685,470	609,145	—	—	—	1,28,839	1,15,631	—
Share of Bengal	—	—	111,500	66,364	—	—	—	38,433	28,887	—
" Bombay	—	—	530,005	520,002	—	—	—	78,369	83,018	—
" Sind	—	—	153	..	—	—	—	603	..	—
" Madras	—	—	16,311	363	—	—	—	7,247	1,211	—
" Burma	—	—	37,278	27,048	—	—	—	13,298	6,394	—
<b>TOTAL</b>	—	—	695,747	614,777	—	—	—	1,38,440	1,19,510	—

(a) Discontinued from 1931-32.

GENERAL IMPORTS

No. 13—continued

ARTICLES AND COUNTRIES OF CONSIGNMENT; ALSO SHARE OF EACH PROVINCE	QUANTITY					VALUE				
	1927-28	1928-29	1929-30	1930-31	1931-32	1927-28	1928-29	1929-30	1930-31	1931-32
Instruments, Apparatus, and Appliances, and parts thereof—continued										
Electrical, including telegraph and telephone apparatus not being machinery—continued										
Electric lamps and parts thereof—continued										
Standard Lighting Lamps (III F)(a)—			No.	No.	No.					
United Kingdom . . . . .	—	—	1,202,834	1,277,671	—	—	—	8,54,906	8,82,865	—
Other British Possessions . . . . .	—	—	7	..	—	—	—	29	..	—
<b>TOTAL BRITISH EMPIRE</b> . . . . .	—	—	1,202,841	1,277,671	—	—	—	8,54,935	8,82,865	—
Germany . . . . .	—	—	336,610	258,400	—	—	—	1,61,540	1,40,107	—
Netherlands . . . . .	—	—	1,283,545	1,123,723	—	—	—	9,08,011	8,20,191	—
Belgium . . . . .	—	—	34,805	108,372	—	—	—	14,958	64,913	—
France . . . . .	—	—	14,376	83,861	—	—	—	8,602	40,416	—
Italy . . . . .	—	—	105,676	83,143	—	—	—	1,06,289	37,472	—
Austria . . . . .	—	—	311,151	316,034	—	—	—	1,02,100	1,41,283	—
Hungary . . . . .	—	—	28,352	30,173	—	—	—	16,134	25,075	—
Czechoslovakia . . . . .	—	—	181,979	184,173	—	—	—	1,18,293	1,20,761	—
China (exclusive of Hongkong and Macao) . . . . .	—	—	..	4,345	—	—	—	..	1,025	—
Japan . . . . .	—	—	797,109	701,939	—	—	—	1,58,465	1,27,536	—
United States of America—										
Via Atlantic Coast . . . . .	—	—	97,838	29,990	—	—	—	95,860	47,199	—
" Pacific " . . . . .	—	—	..	3	—	—	—	..	175	—
Other Foreign Countries . . . . .	—	—	150	153	—	—	—	174	139	—
<b>TOTAL FOREIGN COUNTRIES</b> . . . . .	—	—	3,191,641	2,924,318	—	—	—	17,48,046	15,76,192	—
Share of Bengal . . . . .	—	—	1,381,557	1,631,278	—	—	—	11,98,363	9,48,327	—
" Bombay . . . . .	—	—	1,340,098	1,720,600	—	—	—	9,99,532	9,98,797	—
" Sind . . . . .	—	—	1,259	136	—	—	—	6,766	2,564	—
" Madras . . . . .	—	—	181,567	358,161	—	—	—	1,22,676	1,82,488	—
" Burma . . . . .	—	—	490,001	591,314	—	—	—	2,75,645	3,26,871	—
<b>TOTAL</b> . . . . .	—	—	4,894,432	4,201,989	—	—	—	26,02,981	24,59,037	—
Electric lamps, other sorts (III F)—	No.	No.	No.	No.	No.					
United Kingdom . . . . .	62,499	14,994	5,187	7,948	25,422	1,13,710	1,00,874	53,057	29,091	58,060
Ceylon . . . . .	305	1,025	30	101	16	1,002	214	37	171	130
Straits Settlements (including Labuan) . . . . .	11,603	17,282	14	11	3,213	8,235	34,886	134	146	4,402
Hongkong . . . . .	1	6,301	..	..	42,976	20	14,220	..	..	42,112
Other British Possessions . . . . .	4	16	4	1	4	21	285	26	5	35
<b>TOTAL BRITISH EMPIRE</b> . . . . .	74,412	39,618	5,235	8,061	71,681	1,22,988	1,50,429	53,304	29,418	1,05,639
Germany . . . . .	277,619	592,812	47,495	7,129	51,997	1,28,395	2,07,426	42,839	18,684	54,009
Netherlands . . . . .	195	19,479	18,205	3,013	2,168	789	9,810	19,814	8,799	2,198
Belgium . . . . .	65	76	18	1,524	8	645	410	262	881	108
France . . . . .	171	1,444	2,081	434	2,890	3,542	18,894	8,129	4,431	5,798
Italy . . . . .	16	166	352	190	1,409	55	4,185	1,119	8,062	4,176
Austria . . . . .	23,644	30,266	693	2,537	873	13,678	28,947	6,017	8,101	6,189
Hungary . . . . .	..	4,500	..	97	..	..	2,880	..	416	..
Czechoslovakia . . . . .	25,340	3,978	359	15,938	42,357	9,452	4,536	3,099	6,871	17,925
China (exclusive of Hongkong and Macao) . . . . .	..	2	4	1	205,524	..	65	20	3	1,57,556
Japan . . . . .	108,853	733,014	7,248	15,171	22,844	12,853	40,331	1,472	1,358	14,112
United States of America—										
Via Atlantic Coast . . . . .	196,359	279,175	332	456	74,638	6,32,106	7,11,433	16,545	5,683	1,73,835
" Pacific " . . . . .	523	10	..	..	..	16,696	25	..	..	..
Other Foreign Countries . . . . .	605	1	2	58	19	779	5	15	420	90
<b>TOTAL FOREIGN COUNTRIES</b> . . . . .	683,390	1,665,523	76,789	46,548	4,04,727	4,19,490	10,28,447	98,831	63,214	4,35,496

(a) Discontinued from 1931-32.

No. 13—continued

ARTICLES AND COUNTRIES OF CONSIGNMENT; ALSO SHARE OF EACH PROVINCE	QUANTITY					VALUE				
	1927-28	1928-29	1929-30	1930-31	1931-32	1927-28	1928-29	1929-30	1930-31	1931-32
	No.	No.	No.	No.	No.	R	R	R	R	R
Instruments, Apparatus, and Appliances, and parts thereof— continued										
Electrical, including telegraph and telephone apparatus not being machinery —continued										
Electric lamps and parts thereof—continued										
Electric lamps, other sorts— (III. F)—continued										
Share of Bengal . . . . .	59,187	15,169	1,918	3,647	360,637	41,340	36,972	31,977	6,626	3,49,243
„ Bombay . . . . .	160,735	384,719	73,335	5,386	6,369	1,70,484	3,14,076	1,02,109	49,199	60,207
„ Sind . . . . .	2,871	2,225	962	629	6,216	32,031	29,297	4,179	7,235	14,680
„ Madras . . . . .	136,037	703,862	5,059	43,276	56,819	76,903	1,20,419	18,101	19,327	27,875
„ Burma . . . . .	348,922	694,366	250	1,671	46,317	6,21,720	6,78,112	5,769	10,240	99,130
TOTAL . . . . .	707,902	1,705,141	82,024	54,600	476,358	9,42,478	11,78,876	1,52,135	92,627	5,41,135
Parts and accessories of elec- tric lamps (III. F)—										
United Kingdom . . . . .	—	—	—	—	—	29,200	39,255	1,63,827	1,42,657	69,793
Ceylon . . . . .	—	—	—	—	—	165	119	106	3,104	59,742
Hongkong . . . . .	—	—	—	—	—	..	1,204	387	6,102	..
Other British Possessions . . . . .	—	—	—	—	—	38	36	387	725	171
TOTAL BRITISH EMPIRE . . . . .	—	—	—	—	—	29,403	40,704	1,64,657	1,52,588	1,20,706
Germany . . . . .	—	—	—	—	—	1,67,265	3,43,555	9,23,446	9,46,527	4,30,571
Netherlands . . . . .	—	—	—	—	—	2,777	1,447	1,20,581	1,10,748	1,589
Belgium . . . . .	—	—	—	—	—	331	..	4,253	1,352	1,370
France . . . . .	—	—	—	—	—	774	2,688	3,394	4,497	4,705
Switzerland . . . . .	—	—	—	—	—	..	..	1,306	..	..
Italy . . . . .	—	—	—	—	—	373	6,828	54,157	60,937	12,282
Austria . . . . .	—	—	—	—	—	25,007	61,974	98,234	1,02,110	20,471
Hungary . . . . .	—	—	—	—	—	..	10,372	20,985	2,315	..
Czechoslovakia . . . . .	—	—	—	—	—	4,104	12,265	50,529	54,686	31,062
China (exclusive of Hongkong and Macao) . . . . .	—	—	—	—	—	355	..	66	3,289	1,22,911
Japan . . . . .	—	—	—	—	—	36,681	15,285	2,84,892	2,05,406	27,205
United States of America— Via Atlantic Coast . . . . .	—	—	—	—	—	1,44,410	1,92,341	7,22,418	8,29,192	4,50,514
„ Pacific „ . . . . .	—	—	—	—	—	2,503	..	..	..	..
Other Foreign Countries . . . . .	—	—	—	—	—	..	756	1,040	852	366
TOTAL FOREIGN COUNTRIES . . . . .	—	—	—	—	—	3,84,640	6,53,011	22,90,301	23,21,911	11,03,106
Share of Bengal . . . . .	—	—	—	—	—	2,533	7,742	5,71,376	4,94,733	2,54,847
„ Bombay . . . . .	—	—	—	—	—	3,35,600	5,72,556	11,75,659	11,46,513	7,43,316
„ Sind . . . . .	—	—	—	—	—	5,780	23,373	3,09,166	5,77,091	1,37,346
„ Madras . . . . .	—	—	—	—	—	37,474	33,903	2,47,276	95,091	67,160
„ Burma . . . . .	—	—	—	—	—	32,656	56,136	1,51,484	1,61,071	30,143
TOTAL . . . . .	—	—	—	—	—	4,14,043	6,93,715	24,64,958	24,74,409	12,32,812
Batteries (III. F)—										
United Kingdom . . . . .	—	—	—	—	—	1,32,028	1,88,795	1,80,497	2,32,845	1,99,610
Ceylon . . . . .	—	—	—	—	—	143	466	1,560	798	334
Straits Settlements (including Labuan) . . . . .	—	—	—	—	—	2,006	34,076	8,981	2,745	3,645
Hongkong . . . . .	—	—	—	—	—	4,620	9,427	1,360	131	6,651
Other British Possessions . . . . .	—	—	—	—	—	24	..	..	354	2
TOTAL BRITISH EMPIRE . . . . .	—	—	—	—	—	1,39,424	2,32,764	1,87,398	2,36,373	2,10,242
Denmark . . . . .	—	—	—	—	—	563	6,389	8,640	4,216	2,447
Germany . . . . .	—	—	—	—	—	2,47,505	2,61,648	3,60,030	2,74,554	1,49,734
France . . . . .	—	—	—	—	—	238	122	60	17	1,349
Netherlands . . . . .	—	—	—	—	—	5,185	1,764	50	..	..
Belgium . . . . .	—	—	—	—	—	..	677	26,422	4,350	1,140
Italy . . . . .	—	—	—	—	—	711	2,034	606	2,454	1,597
Austria . . . . .	—	—	—	—	—	44,853	48,817	4,096	5,899	1,182
Czechoslovakia . . . . .	—	—	—	—	—	624	2,043	9,964	5,926	976
China (exclusive of Hong- kong and Macao) . . . . .	—	—	—	—	—	93	..	..	496	30,730
Japan . . . . .	—	—	—	—	—	702	452	406	98	1,129
United States of America— Via Atlantic Coast . . . . .	—	—	—	—	—	6,60,309	7,49,340	7,70,195	7,46,730	7,15,750
„ Pacific „ . . . . .	—	—	—	—	—	..	..	..	..	180
Other Foreign Countries . . . . .	—	—	—	—	—	74	449	1,033	402	499
TOTAL FOREIGN COUNTRIES . . . . .	—	—	—	—	—	9,60,867	10,73,735	11,81,568	10,45,203	9,06,618
Share of Bengal . . . . .	—	—	—	—	—	1,67,668	2,04,514	4,19,527	4,77,913	3,50,604
„ Bombay . . . . .	—	—	—	—	—	1,46,345	1,07,761	53,396	45,277	36,551
„ Sind . . . . .	—	—	—	—	—	3,612	13,063	545	..	1,424
„ Madras . . . . .	—	—	—	—	—	1,91,575	2,92,122	3,46,569	2,63,912	1,73,135
„ Burma . . . . .	—	—	—	—	—	5,88,081	6,89,039	5,48,929	4,94,474	5,46,141
TOTAL . . . . .	—	—	—	—	—	11,00,281	13,06,499	13,68,966	12,81,576	11,16,855

ARTICLES AND COUNTRIES OF CONSIGNMENT; ALSO SHARE OF EACH PROVINCE	QUANTITY					VALUE				
	1927-28	1928-29	1929-30	1930-31	1931-32	1927-28	1928-29	1929-30	1930-31	1931-32
Instruments, Apparatus, and Appliances, and parts thereof—continued						R	R	R	R	R
Electrical, including telegraph and telephone apparatus not being machinery—continued										
Carbons, electric (including furnace electrodes) (III, F)—										
United Kingdom . . . . .	—	—	—	—	—	1,00,645	1,14,311	2,72,275	2,12,205	2,16,837
Other British Possessions . . . . .	—	—	—	—	—	25	..	28	..	497
<b>TOTAL BRITISH EMPIRE</b> . . . . .	—	—	—	—	—	1,00,670	1,14,311	2,72,303	2,12,205	2,17,334
Sweden . . . . .	—	—	—	—	—	4,190	..	..	4,770	..
Germany . . . . .	—	—	—	—	—	12,437	14,836	14,062	36,081	32,294
Netherlands . . . . .	—	—	—	—	—	..	177	..	..	8,241
Belgium . . . . .	—	—	—	—	—	..	..	..	1,504	..
France . . . . .	—	—	—	—	—	93	1,155	2,027	3,091	23,857
United States of America—										
Via Atlantic Coast . . . . .	—	—	—	—	—	4,562	4,475	3,722	595	5,206
" Pacific " . . . . .	—	—	—	—	—	..	..	188	..	..
Other Foreign Countries . . . . .	—	—	—	—	—	444	..	4	74	..
<b>TOTAL FOREIGN COUNTRIES</b> . . . . .	—	—	—	—	—	21,726	20,643	20,603	46,065	64,598
Share of Bengal . . . . .	—	—	—	—	—	66,558	73,681	1,29,754	1,27,770	1,32,557
" Bombay . . . . .	—	—	—	—	—	59,355	46,469	1,53,145	1,19,269	1,38,654
" Sind . . . . .	—	—	—	—	—	2,245	2,680	680	3,925	7,055
" Madras . . . . .	—	—	—	—	—	412	40	473	337	110
" Burma . . . . .	—	—	—	—	—	3,826	12,034	3,854	1,469	2,956
<b>TOTAL</b> . . . . .	—	—	—	—	—	1,22,396	1,34,954	2,92,906	2,58,270	2,81,932
Accumulators (including parts) (III, F)—										
United Kingdom . . . . .	—	—	—	—	—	19,31,076	15,82,747	18,28,439	11,61,712	6,16,341
Ceylon . . . . .	—	—	—	—	—	..	15	..	..	..
Straits Settlements (including Labuan) . . . . .	—	—	—	—	—	..	..	10,338	..	..
<b>TOTAL BRITISH EMPIRE</b> . . . . .	—	—	—	—	—	19,31,076	15,82,762	18,38,777	11,61,712	6,16,341
Sweden . . . . .	—	—	—	—	—	4,181	..	..	..	..
Germany . . . . .	—	—	—	—	—	27,227	23,564	89,949	84,030	5,212
Netherlands . . . . .	—	—	—	—	—	7,427	..	..	..	..
Belgium . . . . .	—	—	—	—	—	1,04,654	37,940	3,24,118	3,79,322	1,21,658
France . . . . .	—	—	—	—	—	1,638	3,281	..	67,297	69,822
Italy . . . . .	—	—	—	—	—	1,737	902	..	575	..
United States of America—										
Via Atlantic Coast . . . . .	—	—	—	—	—	1,41,938	3,42,878	3,35,739	1,50,147	41,731
Other Foreign Possessions . . . . .	—	—	—	—	—	..	100	..	..	4
<b>TOTAL FOREIGN COUNTRIES</b> . . . . .	—	—	—	—	—	2,38,802	4,08,665	7,49,806	6,81,371	2,38,427
Share of Bengal . . . . .	—	—	—	—	—	15,87,937	11,78,574	12,50,384	8,35,571	3,79,119
" Bombay . . . . .	—	—	—	—	—	6,28,554	3,08,446	13,35,707	10,05,792	4,58,134
" Sind . . . . .	—	—	—	—	—	2,344	639	860	696	17,233
" Madras . . . . .	—	—	—	—	—	693	2,028	901	931	232
" Burma . . . . .	—	—	—	—	—	..	1,690	731	93	..
<b>TOTAL</b> . . . . .	—	—	—	—	—	22,19,378	19,91,427	25,88,588	18,49,083	8,54,768
Condensers, electric (III, F)—										
United Kingdom . . . . .	—	—	—	—	—	22,787	23,103	1,700	4,400	4,940
<b>TOTAL FOREIGN COUNTRIES</b> . . . . .	—	—	—	—	—	209	594	..	459	290
Share of Bengal . . . . .	—	—	—	—	—	20,539	2,915	669	3,667	2,031
" Bombay . . . . .	—	—	—	—	—	1,684	19,336	441	1,192	2,318
" Sind . . . . .	—	—	—	—	—	7	..	590	..	..
" Madras . . . . .	—	—	—	—	—	768	946	..	..	387
<b>TOTAL</b> . . . . .	—	—	—	—	—	22,306	23,697	1,700	4,859	5,230



No. 13—continued

ARTICLES, AND COUNTRIES OF CONSIGNMENT; ALSO SHARE OF EACH PROVINCE	QUANTITY					VALUE				
	1927-28	1928-29	1929-30	1930-31	1931-32	1927-28	1928-29	1929-30	1930-31	1931-32
Instruments, Apparatus, and Appliances, and parts thereof— continued						R	R	R	R	R
Electrical, including telegraph and telephone apparatus not being machinery— continued.										
Electric bell apparatus (not telegraphic or telephonic) (III. F)—										
United Kingdom . . . . .	—	—	—	—	—	1,954	3,066	4,433	3,714	1,678
Germany . . . . .	—	—	—	—	—	6,054	5,789	5,771	5,666	7,752
Netherlands . . . . .	—	—	—	—	—	..	575	1,376	1,080	1,046
France . . . . .	—	—	—	—	—	..	5,897	..	..	..
Austria . . . . .	—	—	—	—	—	9	1,497	2,176	535	169
United States of America— Via Atlantic Coast . . . . .	—	—	—	—	—	1,284	410	1,107	427	937
Other Foreign Countries . . . . .	—	—	—	—	—	882	262	722	882	922
<b>TOTAL FOREIGN COUNTRIES</b>	—	—	—	—	—	<b>9,110</b>	<b>14,430</b>	<b>11,152</b>	<b>8,040</b>	<b>10,856</b>
Share of Bengal . . . . .	—	—	—	—	—	396	1,030	300	304	56
“ Bombay . . . . .	—	—	—	—	—	8,316	12,637	13,030	6,234	9,457
“ Sind . . . . .	—	—	—	—	—	2,083	2,243	1,616	4,763	2,421
“ Madras . . . . .	—	—	—	—	—	97	..	..	..	..
“ Burma . . . . .	—	—	—	—	—	172	1,586	639	453	600
<b>TOTAL</b>	—	—	—	—	—	<b>11,064</b>	<b>17,496</b>	<b>15,685</b>	<b>11,754</b>	<b>12,534</b>
Electric lighting accessories and fittings (including switches) (III. F)—										
United Kingdom . . . . .	—	—	—	—	—	10,80,684	12,05,978	10,27,702	5,23,759	8,68,130
Straits Settlements (includ- ing Labuan) . . . . .	—	—	—	—	—	471	1,480	142	16	517
Hongkong . . . . .	—	—	—	—	—	1,787	13	106	..	..
Other British Possessions . . . . .	—	—	—	—	—	337	805	854	321	237
<b>TOTAL BRITISH EMPIRE</b>	—	—	—	—	—	<b>10,89,229</b>	<b>12,08,256</b>	<b>10,28,804</b>	<b>5,24,096</b>	<b>8,68,884</b>
Germany . . . . .	—	—	—	—	—	2,57,468	2,77,518	3,16,205	2,16,096	2,38,390
Netherlands . . . . .	—	—	—	—	—	7,127	11,878	80,401	22,767	3,144
Belgium . . . . .	—	—	—	—	—	2,655	3,784	3,375	861	2,720
France . . . . .	—	—	—	—	—	7,074	11,834	12,669	47,259	35,695
Switzerland . . . . .	—	—	—	—	—	117	4,520	52	..	999
Italy . . . . .	—	—	—	—	—	1,159	1,917	1,495	5,515	11,331
Austria . . . . .	—	—	—	—	—	626	11,119	8,907	23,317	27,097
Czechoslovakia . . . . .	—	—	—	—	—	1,643	2,302	12,285	12,288	16,094
Japan . . . . .	—	—	—	—	—	25,826	31,547	36,349	32,479	13,018
United States of America— Via Atlantic Coast . . . . .	—	—	—	—	—	1,61,434	67,493	1,57,956	60,533	65,430
“ Pacific “ . . . . .	—	—	—	—	—	..	20	..	..	3,742
Other Foreign Countries . . . . .	—	—	—	—	—	339	606	84	211	223
<b>TOTAL FOREIGN COUNTRIES</b>	—	—	—	—	—	<b>4,65,368</b>	<b>4,25,088</b>	<b>6,29,778</b>	<b>4,21,326</b>	<b>4,23,483</b>
Share of Bengal . . . . .	—	—	—	—	—	6,30,802	6,91,393	5,21,271	2,30,337	43,243
“ Bombay . . . . .	—	—	—	—	—	4,21,035	4,23,034	7,87,698	3,91,630	4,39,006
“ Sind . . . . .	—	—	—	—	—	1,74,137	2,24,917	1,53,092	1,57,595	1,66,229
“ Madras . . . . .	—	—	—	—	—	93,774	1,31,246	75,649	92,104	92,578
“ Burma . . . . .	—	—	—	—	—	2,35,049	1,72,704	1,20,372	73,706	[ 46,311
<b>TOTAL</b>	—	—	—	—	—	<b>15,54,597</b>	<b>16,93,294</b>	<b>16,58,682</b>	<b>9,45,422</b>	<b>7,92,367</b>

ARTICLES, AND COUNTRIES OF CONSIGNMENT; ALSO SHARE OF EACH PROVINCE	QUANTITY					VALUE				
	1927-28	1928-29	1929-30	1930-31	1931-32	1927-28	1928-29	1929-30	1930-31	1931-32
						R	R	R	R	R
<b>Instruments, Apparatus, and Appliances, and parts thereof—continued</b>										
<i>Electrical, including telegraph and telephone apparatus not being machinery—continued</i>										
Electrical instruments (other than telegraphic and telephonic)—										
Meters (III. F)—										
United Kingdom	—	—	—	—	—	5,09,692	5,92,039	6,91,870	4,52,249	3,35,118
Ceylon	—	—	—	—	—	150	..	78	..	1,034
Other British Possessions	—	—	—	—	—	65	..	112	..	..
<b>TOTAL BRITISH EMPIRE</b>	—	—	—	—	—	5,09,907	5,92,039	6,92,060	4,52,249	3,36,152
Germany . . . . .	—	—	—	—	—	1,09,756	85,088	1,20,667	1,27,788	2,03,876
France . . . . .	—	—	—	—	—	..	2,157	8,197	9,461	694
Switzerland . . . . .	—	—	—	—	—	13,290	23,959	46,348	36,019	65,907
Italy . . . . .	—	—	—	—	—	1,619	2,297	6,078	12,972	4,028
Austria . . . . .	—	—	—	—	—	..	2,618	230	2,649	3,167
Czechoslovakia . . . . .	—	—	—	—	—	..	..	..	..	3,368
United States of America—										
<i>Via Atlantic Coast</i> . . . . .	—	—	—	—	—	32,836	19,462	57,034	30,406	32,974
" <i>Pacific</i> " . . . . .	—	—	—	—	—	..	..	..	..	538
Other Foreign Countries	—	—	—	—	—	1,459	712	631	821	1,191
<b>TOTAL FOREIGN COUNTRIES</b>	—	—	—	—	—	1,58,960	1,36,293	2,39,175	2,20,116	3,15,803
<i>Share of Bengal</i> . . . . .	—	—	—	—	—	1,69,684	2,05,702	2,85,189	1,91,065	1,12,857
" <i>Bombay</i> . . . . .	—	—	—	—	—	2,86,550	2,96,168	4,04,137	2,31,550	2,71,078
" <i>Sind</i> . . . . .	—	—	—	—	—	68,075	36,181	77,108	97,848	1,62,436
" <i>Madras</i> . . . . .	—	—	—	—	—	67,390	54,040	97,038	57,641	90,899
" <i>Burma</i> . . . . .	—	—	—	—	—	77,168	36,241	67,713	44,261	14,685
<b>TOTAL</b>	—	—	—	—	—	6,68,867	7,28,332	9,31,235	6,72,365	6,51,955
Others (III. F)—										
United Kingdom	—	—	—	—	—	2,03,007	3,09,385	1,21,167	1,21,521	73,596
Straits Settlements (including Labuan)	—	—	—	—	—	..	85	1,594	..	921
Other British Possessions	—	—	—	—	—	..	..	..	..	480
<b>TOTAL BRITISH EMPIRE</b>	—	—	—	—	—	2,03,007	3,09,470	1,22,761	1,21,521	74,947
Germany . . . . .	—	—	—	—	—	63,378	59,054	1,00,600	1,14,398	61,100
Netherlands . . . . .	—	—	—	—	—	1,105	..	491	712	1,277
Belgium . . . . .	—	—	—	—	—	5,579	80	426	294	23
France . . . . .	—	—	—	—	—	..	301	5,637	603	1,178
Switzerland . . . . .	—	—	—	—	—	..	1,210	2,338	240	1,901
Italy . . . . .	—	—	—	—	—	1,654	12,201	20	1,409	2,521
Czechoslovakia . . . . .	—	—	—	—	—	169	..	4	..	1,023
Austria . . . . .	—	—	—	—	—	277	..	358	1,059	..
Japan . . . . .	—	—	—	—	—	1,654	137	1,105	1,173	677
United States of America—										
<i>Via Atlantic Coast</i> . . . . .	—	—	—	—	—	42,967	32,584	15,835	40,721	50,052
Other Foreign Countries	—	—	—	—	—	..	364	523	737	428
<b>TOTAL FOREIGN COUNTRIES</b>	—	—	—	—	—	1,16,783	1,05,991	1,27,237	1,61,946	1,20,789
<i>Share of Bengal</i> . . . . .	—	—	—	—	—	2,72,031	3,11,922	1,55,507	1,78,449	58,648
" <i>Bombay</i> . . . . .	—	—	—	—	—	21,433	16,026	6,980	22,422	16,578
" <i>Sind</i> . . . . .	—	—	—	—	—	25,935	78,995	80,322	72,403	1,21,900
" <i>Madras</i> . . . . .	—	—	—	—	—	391	1,165	3,091	1,590	310
" <i>Burma</i> . . . . .	—	—	—	—	—	..	7,353	3,598	3,803	..
<b>TOTAL</b>	—	—	—	—	—	3,19,790	4,15,461	2,49,998	2,83,467	1,95,786
<b>Electro-medical apparatus (including X-ray apparatus) (III. F)—</b>										
United Kingdom	—	—	—	—	—	62,586	1,16,184	1,05,972	41,791	65,382
Ceylon	—	—	—	—	—	..	..	..	7,567	..
Hongkong	—	—	—	—	—	..	2,393	..	..	..
Other British Possessions	—	—	—	—	—	..	214	..	27	993
<b>TOTAL BRITISH EMPIRE</b>	—	—	—	—	—	62,586	1,18,791	1,05,972	49,385	66,380
Germany . . . . .	—	—	—	—	—	27,032	86,846	66,045	76,428	88,101
Netherlands . . . . .	—	—	—	—	—	2,001	3,725	10,520	24,280	10,930
Belgium . . . . .	—	—	—	—	—	..	1,945	1,895	1,916	..
France . . . . .	—	—	—	—	—	8,438	2,629	29,247	20,795	14,800
Austria . . . . .	—	—	—	—	—	20	3,622	..	..	..
Japan . . . . .	—	—	—	—	—	..	1,595	..	532	5,564
Italy . . . . .	—	—	—	—	—	209	884	..	242	4,722
United States of America—										
<i>Via Atlantic Coast</i> . . . . .	—	—	—	—	—	85,787	1,49,899	2,14,242	1,34,428	84,943
" <i>Pacific</i> " . . . . .	—	—	—	—	—	30	..	..	..	..
Other Foreign Countries	—	—	—	—	—	..	770	80	406	..
<b>TOTAL FOREIGN COUNTRIES</b>	—	—	—	—	—	1,28,512	2,51,915	3,21,979	2,59,227	2,04,009

No. 13—continued

ARTICLES, AND COUNTRIES OF CONSIGNMENT; ALSO SHARE OF EACH PROVINCE	QUANTITY					VALUE				
	1927-28	1928-29	1929-30	1930-31	1931-32	1927-28	1928-29	1929-30	1930-31	1931-32
						R	R	R	R	R
<b>Instruments, Apparatus, and Appliances, and parts thereof— continued</b>										
<b>Electrical, including telegraph and telephone apparatus not being machinery— continued</b>										
<b>Electro-medical apparatus (including X-ray apparatus) (III. F)—continued</b>										
Share of Bengal . . . . .	—	—	—	—	—	39,074	30,321	93,733	67,871	£ 70,372
„ Bombay . . . . .	—	—	—	—	—	1,19,322	2,39,886	2,06,960	2,00,192	1,67,743
„ Sind . . . . .	—	—	—	—	—	3,196	31,981	21,022	18,864	21,029
„ Madras . . . . .	—	—	—	—	—	3,260	5,757	10,211	6,181	4,436
„ Burma . . . . .	—	—	—	—	—	15,346	2,761	6,025	15,504	6,361
<b>TOTAL</b>	—	—	—	—	—	1,86,098	3,70,706	4,27,951	3,08,612	£ 2,70,440
<b>Switch boards (other than telegraph and telephone) (III. F)—</b>										
United Kingdom . . . . .	—	—	—	—	—	4,88,374	4,21,940	2,52,827	3,06,989	2,42,900
Other British Possessions . . . . .	—	—	—	—	—	152	355	272	350	181
<b>TOTAL BRITISH EMPIRE</b>	—	—	—	—	—	4,88,526	4,22,295	2,53,099	3,07,339	2,43,121
<b>Sweden . . . . .</b>	—	—	—	—	—	..	15,420	5,350	11	2,437
<b>Germany . . . . .</b>	—	—	—	—	—	5,800	32,476	19,099	12,855	21,544
<b>France . . . . .</b>	—	—	—	—	—	3,216	..	..	..	..
<b>Switzerland . . . . .</b>	—	—	—	—	—	..	..	6,568	145	..
<b>United States of America— Via Atlantic Coast . . . . .</b>	—	—	—	—	—	2,934	9,632	5,709	3,515	252
<b>Other Foreign Countries . . . . .</b>	—	—	—	—	—	..	..	204	..	..
<b>TOTAL FOREIGN COUNTRIES</b>	—	—	—	—	—	11,950	57,528	36,980	16,526	24,238
<b>Share of Bengal . . . . .</b>	—	—	—	—	—	4,68,030	4,14,935	2,77,528	3,10,923	2,55,205
„ Bombay . . . . .	—	—	—	—	—	30,782	51,987	6,575	12,396	1,817
„ Sind . . . . .	—	—	—	—	—	1,246	429	..	..	..
„ Madras . . . . .	—	—	—	—	—	216	12,472	5,491	546	10,262
„ Burma . . . . .	—	—	—	—	—	162	..	435	..	..
<b>TOTAL</b>	—	—	—	—	—	5,00,476	4,70,823	2,90,029	3,23,865	2,67,364
<b>Electrical goods and apparatus not enumerated (III. F)—</b>										
United Kingdom . . . . .	—	—	—	—	—	28,16,113	28,91,316	38,16,724	20,72,286	21,36,161
Aden and Dependencies . . . . .	—	—	—	—	—	48	2,552	..	161	..
Ceylon . . . . .	—	—	—	—	—	1,108	6,914	3,813	6,423	10,497
Hongkong . . . . .	—	—	—	—	—	..	24	1	18	14,574
Straits Settlements (includ- ing Labuan) . . . . .	—	—	—	—	—	1,347	2,746	4,324	1,624	3,812
Canada—										
Via Atlantic Coast . . . . .	—	—	—	—	—	..	482	906	34,211	213
Other British Possessions . . . . .	—	—	—	—	—	20	839	..	260	1,058
<b>TOTAL BRITISH EMPIRE</b>	—	—	—	—	—	28,18,636	29,04,872	39,25,858	30,14,982	21,66,315

GENERAL IMPORTS

( 230 )

No. 13—continued

ARTICLES, AND COUNTRIES OF CONSIGNMENT; ALSO SHARE OF EACH PROVINCE	QUANTITY					VALUE				
	1927-28	1928-29	1929-30	1930-31	1931-32	1927-28	1928-29	1929-30	1930-31	1931-32
						₹	₹	₹	₹	₹
Instruments, Apparatus, and Appliances, and parts thereof—continued										
Electrical, including telegraph and telephone apparatus not being machinery—continued.										
Electrical goods and apparatus not enumerated (III. F)—continued										
Sweden . . . . .						6,165	1,805	5,230	25,892	4,366
Denmark . . . . .						3,344	4,477	977	4,900	27,216
Germany . . . . .						6,09,864	6,71,889	7,35,326	7,07,821	5,44,801
Netherlands . . . . .						23,986	31,594	21,501	1,29,181	55,422
Belgium . . . . .						67,965	27,860	19,939	10,802	4,667
France . . . . .						86,338	15,852	63,774	66,583	46,523
Spain . . . . .						85	..	..	..	2,828
Switzerland . . . . .						230	1,668	3,107	11,633	6,761
Italy . . . . .						17,554	9,271	14,129	34,931	35,836
Austria . . . . .						6,240	12,297	13,989	22,327	11,414
Czechoslovakia . . . . .						6,089	5,921	43,013	43,722	15,766
China . . . . .						670	733	358	1,123	24,001
Japan . . . . .						1,09,734	1,49,750	87,501	88,596	58,929
Egypt . . . . .						..	480	28	9,811	140
United States of America—										
<i>Via</i> Atlantic Coast . . . . .						9,65,150	11,11,940	8,65,073	13,30,047	9,81,425
" Pacific " . . . . .						..	..	65	2,555	3,480
Other Foreign Countries . . . . .						80	7	981	1,124	1,045
<b>TOTAL FOREIGN COUNTRIES</b> . . . . .						<b>18,55,839</b>	<b>20,45,044</b>	<b>18,74,991</b>	<b>25,30,553</b>	<b>18,24,615</b>
Share of Bengal . . . . .						25,05,696	29,22,497	34,66,481	31,30,331	21,62,321
" Bombay . . . . .						9,07,105	9,62,505	11,39,175	13,09,972	9,87,389
" Sind . . . . .						3,55,812	4,69,714	2,09,468	3,66,242	2,31,148
" Madras . . . . .						3,58,786	3,73,226	4,84,527	6,00,538	3,81,776
" Burma . . . . .						5,46,626	2,21,974	3,12,193	1,35,952	2,28,297
<b>TOTAL</b> . . . . .						<b>46,74,025</b>	<b>49,49,916</b>	<b>57,00,849</b>	<b>55,95,535</b>	<b>39,90,930</b>
Total value of Instruments Electrical, including telegraph and telephone apparatus, not being machinery—										
United Kingdom . . . . .						1,85,15,544	1,98,09,447	2,15,14,638	1,74,02,261	1,15,23,256
Aden and Dependences . . . . .						1,543	3,020	298	1,915	25
Bahrain . . . . .						..	..	..	..	2,222
Ceylon . . . . .						6,340	10,483	7,248	19,588	12,956
Straits Settlements (including Labuan) . . . . .						16,876	74,156	22,066	7,847	25,024
Hongkong . . . . .						6,377	27,527	2,104	11,601	1,43,020
Natal . . . . .						10	976	61	3	1,018
Canada—										
<i>Via</i> Atlantic Coast . . . . .						..	716	1,925	34,211	213
Victoria . . . . .						..	214	..	770	3,048
New South Wales . . . . .						..	..	1,15,470	6,111	3,032
Queensland . . . . .						..	132	..	49	..
Australian Commonwealth (Total) . . . . .						..	346	1,15,470	6,930	6,080
Other British Possessions . . . . .						114	376	583	816	981
<b>TOTAL BRITISH EMPIRE</b> . . . . .						<b>1,85,46,804</b>	<b>2,00,17,047</b>	<b>2,16,64,483</b>	<b>1,74,34,692</b>	<b>1,17,19,795</b>

No. 13—continued

ARTICLES, AND COUNTRIES OF CONSIGNMENT; ALSO SHARE OF EACH PROVINCE	QUANTITY					VALUE				
	1927-28	1928-29	1929-30	1930-31	1931-32	1927-28	1928-29	1929-30	1930-31	1931-32
						R	R	R	R	R
Instruments, Apparatus, and Appliances, and parts thereof— continued Electrical, including telegraph and telephone apparatus not being machinery— concluded. Total value of Instruments, Electrical, including tele- graph and telephone apparatus, not being machinery—continued.										
Sweden	—	—	—	—	—	75,232	33,505	40,626	44,365	42,085
Norway	—	—	—	—	—	8,011	..	644	11,815	1,505
Denmark	—	—	—	—	—	4,675	11,736	10,029	10,010	31,628
Germany	—	—	—	—	—	28,05,968	30,37,307	42,67,980	42,79,750	32,89,662
Netherlands	—	—	—	—	—	12,75,474	14,85,931	16,24,441	14,37,040	13,08,668
Belgium	—	—	—	—	—	2,96,298	2,00,523	4,65,033	7,27,970	4,55,286
France	—	—	—	—	—	78,897	84,480	1,70,917	3,13,114	2,43,298
Spain	—	—	—	—	—	35	..	..	645	2,823
Switzerland	—	—	—	—	—	22,256	38,091	36,127	70,483	1,01,166
Italy	—	—	—	—	—	8,45,453	12,10,498	13,94,751	8,61,717	5,23,898
Austria	—	—	—	—	—	3,90,335	4,93,082	3,78,033	3,76,111	2,92,441
Hungary	—	—	—	—	—	..	19,609	37,126	28,709	35,380
Czechoslovakia	—	—	—	—	—	1,17,958	1,57,103	2,50,712	2,56,117	3,22,747
Greece	—	—	—	—	—	14,247	..	..	..	92
Native States in Arabia other than Maskat Territory and Trucial Oman	—	—	—	—	—	..	..	1,162	..	63
Peria	—	—	—	—	—	..	100	1,019	2,935	1,013
China (exclusive of Hongkong and Macao)	—	—	—	—	—	3,783	2,933	454	12,738	3,73,913
Japan	—	—	—	—	—	3,38,173	5,60,814	9,58,769	7,07,758	5,28,767
Egypt	—	—	—	—	—	134	932	293	10,478	760
United States of America—										
Vid Atlantic Coast	—	—	—	—	—	35,14,337	39,40,941	47,45,599	43,70,627	30,10,973
" Pacific "	—	—	—	—	—	25,470	45	253	2,843	9,966
Other Foreign Countries	—	—	—	—	—	692	187	907	620	898
<b>TOTAL FOREIGN COUNTRIES</b>						<b>98,02,443</b>	<b>1,12,78,377</b>	<b>1,44,30,880</b>	<b>1,35,75,843</b>	<b>1,05,77,927</b>
Share of Bengal	—	—	—	—	—	1,34,46,438	1,46,08,076	1,66,30,620	1,35,28,291	81,01,160
" Bombay	—	—	—	—	—	87,37,307	1,00,09,944	1,29,35,568	99,18,921	73,49,850
" Sind	—	—	—	—	—	15,15,081	18,45,075	16,33,453	23,87,698	21,13,449
" Madras	—	—	—	—	—	16,18,575	21,29,603	24,33,122	25,61,415	21,33,195
" Burma	—	—	—	—	—	30,31,946	27,02,716	25,32,600	27,64,210	16,00,068
<b>TOTAL</b>						<b>2,83,49,247</b>	<b>3,12,95,414</b>	<b>3,60,05,363</b>	<b>3,10,60,535</b>	<b>2,22,97,722</b>
Musical— Organs and Harmoniums, complete (III, D)—	No.	No.	No.	No.	No.					
United Kingdom	16	20	17	19	13	3,374	6,638	4,361	4,690	2,435
Ceylon	34	28	7	5	15	1,034	1,147	366	178	1,366
Straits Settlements (includ- ing Labuan)	34	33	13	11	19	1,147	641	724	713	998
Canada— Vid Atlantic Coast	4	..	1	..	..	1,096	..	451	..	..
Other British Possessions	13	3	3	3	14	557	75	185	161	1,018
<b>TOTAL BRITISH EMPIRE</b>	<b>101</b>	<b>84</b>	<b>41</b>	<b>38</b>	<b>61</b>	<b>7,258</b>	<b>8,496</b>	<b>6,087</b>	<b>5,742</b>	<b>6,320</b>
Germany	49	5	29	5	4	4,063	2,068	3,472	1,474	1,171
France	53	21	37	9	1	5,154	3,186	6,816	1,100	1,153
Italy	3	2	3	2	2	697	92	18,165	924	754
Austria	..	1	..	..	..	..	1,754	..	..	..
China (exclusive of Hong- kong and Macao)	45	27	20	13	21	5,169	2,694	1,639	880	1,079
Japan	78	110	72	33	23	6,051	7,516	6,054	1,912	1,584
United States of America—										
Vid Atlantic Coast	26	42	47	31	12	10,135	11,742	13,496	7,555	7,694
Other Foreign Countries	7	7	15	4	..	933	95	2,086	560	..
<b>TOTAL FOREIGN COUNTRIES</b>	<b>266</b>	<b>215</b>	<b>223</b>	<b>97</b>	<b>63</b>	<b>32,202</b>	<b>28,537</b>	<b>51,778</b>	<b>14,405</b>	<b>14,340</b>
Share of Bengal	131	100	73	32	57	17,151	12,732	9,178	4,239	5,408
" Bombay	135	91	61	63	36	13,154	12,644	14,227	3,903	4,735
" Sind	7	13	14	3	3	1,743	1,368	2,461	135	1,902
" Madras	66	74	42	21	20	3,634	7,227	24,124	4,161	4,792
" Burma	38	21	74	16	9	2,730	3,582	7,315	2,704	3,323
<b>TOTAL</b>	<b>367</b>	<b>299</b>	<b>264</b>	<b>135</b>	<b>124</b>	<b>39,460</b>	<b>37,933</b>	<b>57,365</b>	<b>20,147</b>	<b>20,660</b>

GENERAL IMPORTS

No. 13—continued

ARTICLES AND COUNTRIES OF CONSIGNMENT; ALSO SHARE OF EACH PROVINCE	QUANTITY					VALUE				
	1927-28	1928-29	1929-30	1930-31	1931-32	1927-28	1928-29	1929-30	1930-31	1931-32
						₨	₨	₨	₨	₨
<i>Instruments, Apparatus and Appliances, and parts thereof—continued</i>										
<i>Musical—continued</i>										
Pianos and Piano players, complete (III. D)—	No.	No.	No.	No.	No.					
United Kingdom . . . . .	93	95	55	40	32	60,429	74,484	43,570	30,850	14,177
Ceylon . . . . .	3	3	2	1	1	1,307	815	670	615	100
Straits Settlements (including Labuan) . . . . .	..	6	7	27	10	..	3,348	2,954	9,500	7,895
Hongkong . . . . .	..	..	4	..	3	..	..	1,047	..	1,046
Natal . . . . .	..	..	..	1	..	..	..	..	1,106	..
South Australia (including Northern Territory) . . . . .	..	..	1	..	..	..	..	1,206	..	..
Victoria . . . . .	..	..	1	1	..	..	..	600	250	..
New South Wales . . . . .	..	..	1	..	..	..	..	450	..	..
Queensland . . . . .	..	1	..	1	..	..	605	..	346	..
Australian Commonwealth (Total) . . . . .	..	7	3	2	..	..	605	2,256	596	..
Other British Possessions . . . . .	2	..	1	..	3	728	..	65	..	748
<b>TOTAL BRITISH EMPIRE</b>	<b>98</b>	<b>105</b>	<b>72</b>	<b>80</b>	<b>58</b>	<b>71,464</b>	<b>79,252</b>	<b>51,162</b>	<b>42,239</b>	<b>28,966</b>
Germany . . . . .	149	130	138	70	32	1,85,944	1,30,987	1,26,152	65,874	28,593
Belgium . . . . .	3	..	..	3	..	1,766	..	..	1,851	..
France . . . . .	3	1	1	1	1	1,522	600	1,850	706	7,996
Italy . . . . .	2	1	4	2	2	1,840	540	3,434	3,580	700
Austria . . . . .	..	3	3	..	..	..	1,373	4,347	..	..
China (exclusive of Hongkong and Macão) . . . . .	23	26	30	31	13	13,428	13,539	13,428	12,066	5,143
United States of America—Vid Atlantic Coast . . . . .	17	23	19	9	12	8,278	14,863	11,069	3,666	5,646
Other Foreign Countries . . . . .	2	4	2	7	2	400	1,535	600	2,560	750
<b>TOTAL FOREIGN COUNTRIES</b>	<b>190</b>	<b>188</b>	<b>192</b>	<b>123</b>	<b>62</b>	<b>1,68,187</b>	<b>1,63,937</b>	<b>1,60,380</b>	<b>90,303</b>	<b>48,628</b>
<i>Share of Bengal . . . . .</i>	<i>49</i>	<i>74</i>	<i>67</i>	<i>63</i>	<i>35</i>	<i>40,391</i>	<i>59,389</i>	<i>62,676</i>	<i>36,610</i>	<i>17,930</i>
„ Bombay . . . . .	134	101	87	66	42	1,12,619	91,235	77,113	45,559	30,209
„ Sind . . . . .	38	37	32	19	8	29,987	29,001	24,266	10,460	3,318
„ Madras . . . . .	15	20	16	19	13	11,288	16,206	13,095	13,707	6,237
„ Burma . . . . .	61	61	62	36	22	39,866	43,358	44,392	26,206	15,100
<b>TOTAL</b>	<b>207</b>	<b>293</b>	<b>264</b>	<b>203</b>	<b>120</b>	<b>2,34,651</b>	<b>2,43,189</b>	<b>2,11,542</b>	<b>1,32,542</b>	<b>72,704</b>
Talking machines and accessories—Talking machines (III. D)—	No.	No.	No.	No.	No.					
United Kingdom . . . . .	7,776	8,299	12,468	10,092	9,613	2,82,784	3,17,119	4,89,897	4,11,862	3,24,584
Ceylon . . . . .	61	45	40	31	17	2,389	2,558	1,927	2,294	872
Straits Settlements (including Labuan) . . . . .	103	215	54	83	43	5,656	9,316	2,625	3,057	1,546
Hongkong . . . . .	3	23	99	125	36	555	810	3,092	2,978	1,154
Victoria . . . . .	..	1	..	1	..	..	75	..	10	..
New South Wales . . . . .	..	8	..	1	1	..	1,000	..	20	40
Australian Commonwealth (Total) . . . . .	..	9	..	2	1	..	1,174	..	30	40
Other British Possessions . . . . .	7	14	9	11	19	425	670	955	656	1,609
<b>TOTAL BRITISH EMPIRE</b>	<b>7,950</b>	<b>8,605</b>	<b>12,670</b>	<b>10,344</b>	<b>9,720</b>	<b>2,91,800</b>	<b>3,31,647</b>	<b>4,98,496</b>	<b>4,20,877</b>	<b>3,20,805</b>
Germany . . . . .	2,464	1,919	2,489	1,601	1,162	47,097	45,486	52,734	46,852	37,000
Netherlands . . . . .	6	5	9	2	6	340	230	2,105	75	1,005
Belgium . . . . .	2	58	6	7	1	105	1,565	179	235	50
France . . . . .	3	54	50	57	35	550	1,530	2,321	2,036	3,972
Switzerland . . . . .	375	55	60	229	185	7,903	2,167	922	3,200	3,110
Italy . . . . .	4	60	45	22	14	132	1,660	1,985	852	696
Czechoslovakia . . . . .	..	2	33	..	..	..	93	2,165	..	..
Java . . . . .	7	3	..	17	6	374	75	..	1,080	250
Iraq . . . . .	..	13	13	3	51	..	748	447	153	1,598
China (exclusive of Hongkong and Macão) . . . . .	23	104	62	46	56	1,164	3,422	1,474	1,102	1,240
Japan . . . . .	11	17	9	39	66	498	912	286	874	2,360
United States of America—Vid Atlantic Coast . . . . .	1,744	677	706	317	143	67,382	27,112	44,461	23,547	30,724
„ Pacific „ . . . . .	3	2	2	3	23	416	210	171	409	3,016
Other Foreign Countries . . . . .	11	21	7	13	9	735	653	404	974	493
<b>TOTAL FOREIGN COUNTRIES</b>	<b>4,663</b>	<b>2,990</b>	<b>3,491</b>	<b>2,361</b>	<b>1,757</b>	<b>1,26,676</b>	<b>85,863</b>	<b>1,09,653</b>	<b>81,479</b>	<b>86,414</b>

No. 13—continued

ARTICLES, AND COUNTRIES OF CONSIGNMENT; ALSO SHARE OF EACH PROVINCE	QUANTITY					VALUE				
	1927-28	1928-29	1929-30	1930-31	1931-32	1927-28	1928-29	1929-30	1930-31	1931-32
Instruments, Apparatus, and Appli- cances, and parts thereof— continued Musical—continued Talking machines and acces- sories—continued Talking machines (III. D)— continued Share of Bengal . . . . .	No.	No.	No.	No.	No.	Rs	Rs	Rs	Rs	Rs
.. Bombay . . . . .	4,336	2,951	7,378	3,271	4,031	1,46,028	1,15,732	2,36,107	1,08,265	1,10,738
.. Sind . . . . .	2,327	2,408	2,807	2,829	2,398	92,428	92,137	1,50,719	1,46,579	1,18,623
.. Madras . . . . .	2,092	3,068	2,150	975	948	63,765	90,730	62,903	36,086	27,095
.. Burma . . . . .	1,249	1,245	1,668	2,831	2,583	34,290	46,691	58,366	1,13,303	1,05,534
.. Burma . . . . .	2,109	1,923	2,158	2,799	1,526	31,974	72,220	99,554	98,099	54,229
<b>TOTAL</b>	<b>12,613</b>	<b>11,595</b>	<b>16,161</b>	<b>12,705</b>	<b>11,480</b>	<b>4,18,485</b>	<b>4,17,510</b>	<b>6,08,149</b>	<b>5,02,356</b>	<b>4,16,219</b>
Records (III. D)—	No.	No.	No.	No.	No.					
United Kingdom . . . . .	60,220	240,324	553,289	439,920	350,349	69,778	1,65,325	6,18,624	5,08,104	3,38,686
Ceylon	3,645	5,978	2,373	3,610	1,982	4,105	19,900	4,942	8,627	3,956
Straits Settlements (includ- ing Labuan) . . . . .	8,906	9,739	29,697	6,161	6,734	19,774	10,584	60,575	13,830	13,440
Federated Malay States . . . . .	5,980	13,110	15,338	3,055	3,375	13,707	26,415	35,882	7,209	7,832
Hongkong . . . . .	218	731	6,447	3,875	954	435	1,316	12,780	5,747	1,210
Natal	..	4,533	1,500	2	..	..	10,208	3,171	5	..
South Australia (including Northern Territory) . . . . .	3	..	..	..	..	5	..	..	..	..
Victoria . . . . .	..	25	..	..	20	..	55	..	..	22
New South Wales	1,840	..	282	426	100	2,211	..	647	1,293	136
Australian Commonwealth (Total) . . . . .	1,643	25	384	426	120	2,216	55	647	1,293	158
Other British Possessions . . . . .	40	346	231	921	511	60	337	652	1,138	281
<b>TOTAL BRITISH EMPIRE</b>	<b>86,662</b>	<b>2,83,790</b>	<b>600,157</b>	<b>457,979</b>	<b>373,025</b>	<b>1,10,165</b>	<b>2,37,326</b>	<b>7,43,273</b>	<b>6,01,128</b>	<b>3,65,563</b>
Germany . . . . .	19,100	25,187	10,850	69,590	65,240	21,244	22,588	17,861	62,930	56,068
France . . . . .	..	217	163	167	4,277	..	482	1,038	561	10,525
Iraq . . . . .	..	135	1,883	852	305	..	215	1,959	875	249
Java . . . . .	425	1,377	7,766	1,110	65	443	4,380	17,948	2,496	20
Siam	202	2,423	473	801	107	515	5,827	1,235	1,870	250
China (exclusive of Hong- kong and Macao) . . . . .	420	1,280	1,801	2,438	838	647	2,035	2,800	3,375	1,082
Japan . . . . .	517	830	1,977	626	581	620	881	1,759	566	661
Egypt	2,440	31	..	42	..	6,540	50	..	57	..
United States of America— Via Atlantic Coast . . . . .	5,795	11,822	82,779	27,124	9,541	9,762	12,836	1,05,746	39,845	12,201
.. Pacific .. . . .	110	135	104	685	2,663	372	142	151	743	2,944
Other Foreign Countries . . . . .	758	767	265	298	2,651	1,400	1,058	307	242	1,049
<b>TOTAL FOREIGN COUNTRIES</b>	<b>29,767</b>	<b>44,704</b>	<b>116,861</b>	<b>103,728</b>	<b>86,218</b>	<b>42,052</b>	<b>50,444</b>	<b>1,50,313</b>	<b>1,13,500</b>	<b>85,649</b>
Share of Bengal . . . . .	61,224	173,660	406,937	303,663	72,799	99,259	1,75,367	5,64,301	4,19,317	98,169
.. Bombay . . . . .	38,578	75,601	197,172	127,574	89,300	32,374	55,133	2,26,372	1,68,729	1,00,629
.. Sind . . . . .	2,330	3,047	2,907	3,111	1,994	3,032	5,135	4,323	10,935	2,843
.. Madras . . . . .	5,992	57,127	62,764	45,550	214,160	6,818	32,599	33,772	36,232	1,70,932
.. Burma . . . . .	7,305	19,059	56,238	76,809	80,499	10,234	19,548	64,818	79,415	78,619
<b>TOTAL</b>	<b>116,429</b>	<b>328,494</b>	<b>726,018</b>	<b>561,707</b>	<b>459,243</b>	<b>1,52,217</b>	<b>2,87,770</b>	<b>8,98,586</b>	<b>7,14,628</b>	<b>4,61,212</b>
Accessories (III. D)—										
United Kingdom	—	—	—	—	—	4,27,268	3,07,975	5,71,524	2,50,583	3,70,977
Straits Settlements (includ- ing Labuan) . . . . .	—	—	—	—	—	152	2,188	6,411	770	357
Ceylon . . . . .	—	—	—	—	—	172	190	8	503	1,715
Other British Possessions . . . . .	—	—	—	—	—	8	581	741	477	570
<b>TOTAL BRITISH EMPIRE</b>	<b>—</b>	<b>—</b>	<b>—</b>	<b>—</b>	<b>—</b>	<b>4,27,600</b>	<b>3,10,934</b>	<b>5,78,684</b>	<b>2,52,289</b>	<b>3,73,619</b>
Germany . . . . .	—	—	—	—	—	1,18,283	98,108	1,87,445	1,18,242	1,32,596
Netherlands . . . . .	—	—	—	—	—	..	..	2,116	6,855	824
Belgium . . . . .	—	—	—	—	—	..	1,280	3,843	1,820	3,254
France . . . . .	—	—	—	—	—	810	3,505	4,980	6,421	8,986
Switzerland . . . . .	—	—	—	—	—	85,459	1,04,929	1,59,328	1,05,722	1,38,860
Italy . . . . .	—	—	—	—	—	1,742	10,167	10,592	10,316	10,021
Austria . . . . .	—	—	—	—	—	..	1,737	..	..	..
Siam	—	—	—	—	—	..	..	1,416	..	..
United States of America— Via Atlantic Coast . . . . .	—	—	—	—	—	1,637	10,941	7,814	2,498	17,407
.. Pacific .. . . .	—	—	—	—	—	..	..	..	490	177
Other Foreign Countries . . . . .	—	—	—	—	—	122	295	1,869	1,186	2,824
<b>TOTAL FOREIGN COUNTRIES</b>	<b>—</b>	<b>—</b>	<b>—</b>	<b>—</b>	<b>—</b>	<b>2,08,103</b>	<b>2,30,971</b>	<b>3,79,397</b>	<b>2,53,565</b>	<b>3,23,949</b>
Share of Bengal . . . . .	—	—	—	—	—	4,72,497	3,22,698	6,40,739	2,49,553	4,10,594
.. Bombay . . . . .	—	—	—	—	—	1,39,522	1,78,367	2,24,866	1,91,823	2,00,389
.. Sind . . . . .	—	—	—	—	—	9,622	27,953	34,511	29,449	30,527
.. Madras . . . . .	—	—	—	—	—	1,842	3,230	11,191	12,989	21,054
.. Burma . . . . .	—	—	—	—	—	12,220	9,657	46,724	22,040	35,104
<b>TOTAL</b>	<b>—</b>	<b>—</b>	<b>—</b>	<b>—</b>	<b>—</b>	<b>6,35,703</b>	<b>5,41,905</b>	<b>9,58,081</b>	<b>5,05,854</b>	<b>6,97,568</b>

GENERAL IMPORTS

( 234 )

No. 13—continued

ARTICLES, AND COUNTRIES OF CONSIGNMENT; ALSO SHARE OF EACH PROVINCE	QUANTITY					VALUE				
	1927-28	1928-29	1929-30	1930-31	1931-32	1927-28	1928-29	1929-30	1930-31	1931-32
						R	R	R	R	R
Instruments, Apparatus and Appliances, and parts thereof— <i>continued</i>										
Musical— <i>continued</i>										
Talking machines and accessories— <i>concluded</i>										
Total value of talking machine and accessories—						7,79,830	7,90,419	10,80,045	12,25,589	10,34,247
United Kingdom . . . . .						6,666	16,744	6,877	11,424	6,543
Ceylon . . . . .										
Straits Settlements (including Labuan) . . . . .						25,582	31,088	75,611	17,603	15,343
Federated Malay States . . . . .						13,942	26,485	35,852	7,299	7,832
Hongkong . . . . .						993	2,280	18,549	9,037	2,915
Natal . . . . .						50	10,499	3,251	96	804
South Australia (including Northern Territory) . . . . .						5				22
Victoria . . . . .						2,211	1,099	647	1,313	176
New South Wales . . . . .										198
Australian Commonwealth (Total) . . . . .						2,216	1,229	647	1,323	1,105
Other British Possessions . . . . .						295	1,183	1,591	1,868	
<b>TOTAL BRITISH EMPIRE . . . . .</b>						<b>8,20,574</b>	<b>8,79,907</b>	<b>18,20,453</b>	<b>12,74,294</b>	<b>10,68,937</b>
Germany . . . . .						1,86,624	1,66,182	2,58,040	2,28,024	2,25,664
Netherlands . . . . .						469	280	4,245	6,985	2,777
Belgium . . . . .						140	2,975	4,053	2,145	3,945
France . . . . .						1,360	5,467	8,339	8,958	23,483
Switzerland . . . . .						93,406	1,07,096	1,60,290	1,09,018	1,42,000
Italy . . . . .						1,874	12,000	12,604	11,180	20,064
Austria . . . . .						15	2,104		363	333
Czechoslovakia . . . . .						1,092	1,100	2,165	1,058	1,847
Iraq . . . . .						1,317	4,455	18,331	3,576	270
Java . . . . .						515	5,907	2,651	1,876	1,124
Perak . . . . .						18	550	36	348	250
Siam . . . . .										
China (exclusive of Hongkong and Macao) . . . . .						1,811	5,553	4,931	4,709	2,472
Japan . . . . .						1,118	1,813	2,814	1,517	3,153
Egypt . . . . .						7,119	50	109	77	
United States of America— Vid Atlantic Coast . . . . .						78,831	50,889	1,58,021	65,890	60,832
„ Pacific „ . . . . .						738	352	322	1,642	6,137
Other Foreign Countries . . . . .						334	505	247	1,186	2,161
<b>TOTAL FOREIGN COUNTRIES . . . . .</b>						<b>3,76,831</b>	<b>3,67,278</b>	<b>6,39,363</b>	<b>4,48,544</b>	<b>4,96,012</b>
Share of Bengal . . . . .						7,17,784	6,13,787	14,41,197	7,77,159	6,19,521
„ Bombay . . . . .						2,64,824	3,25,637	6,01,967	5,07,131	4,19,541
„ Sind . . . . .						76,419	1,23,818	1,01,737	76,470	60,465
„ Madras . . . . .						42,950	82,520	1,03,329	1,02,624	2,97,620
„ Burma . . . . .						1,04,428	1,01,423	2,11,096	1,99,554	1,67,962
<b>TOTAL . . . . .</b>						<b>12,06,405</b>	<b>12,47,185</b>	<b>24,59,816</b>	<b>17,22,838</b>	<b>15,64,999</b>
Other sorts, including parts of musical instruments (III, D)— United Kingdom . . . . .						3,06,410	2,72,827	2,43,356	2,48,634	1,93,293
Ceylon . . . . .						1,891	2,614	3,122	3,735	5,011
Straits Settlements (including Labuan) . . . . .						1,517	4,840	9,365	3,007	5,403
Hongkong . . . . .						870	1,155	2,183	2,992	1,082
Other British Possessions . . . . .						551	1,247	391	172	124
<b>TOTAL BRITISH EMPIRE . . . . .</b>						<b>3,11,289</b>	<b>2,82,683</b>	<b>2,58,367</b>	<b>2,58,540</b>	<b>2,04,913</b>
Sweden . . . . .							130		1,084	95
Norway . . . . .							766		1,060	82
Germany . . . . .						3,53,158	3,86,991	3,65,798	2,43,954	2,75,486
Netherlands . . . . .						3,278	192	2,804	1,017	2,647
Belgium . . . . .						2,198	3,460	149	64	
France . . . . .						56,146	72,970	90,611	45,098	22,008
Switzerland . . . . .						14,387	47,460	1,846	2,320	10,872
Italy . . . . .						3,061	12,096	12,501	7,067	9,940
Austria . . . . .						1,735	1,672	145	18	967
Czechoslovakia . . . . .						12,342	11,394	7,889	14,710	9,442
China (exclusive of Hongkong and Macao) . . . . .						564	2,951	3,024	5,983	483
Japan . . . . .						11,584	6,638	13,405	7,076	5,712
Egypt . . . . .									1,812	
United States of America— Vid Atlantic Coast . . . . .						35,368	95,171	55,394	92,309	47,232
„ Pacific „ . . . . .						314	2,149	527	654	
Other Foreign Countries . . . . .						678	261	334	645	296
<b>TOTAL FOREIGN COUNTRIES . . . . .</b>						<b>4,94,813</b>	<b>6,44,309</b>	<b>5,54,222</b>	<b>4,24,362</b>	<b>3,85,262</b>



No. 13—continued

ARTICLES, AND COUNTRIES OF CONSIGNMENT; ALSO SHARE OF EACH PROVINCE	QUANTITY					VALUE				
	1927-28	1928-29	1929-30	1930-31	1931-32	1927-28	1928-29	1929-30	1930-31	1931-32
						R	R	R	R	R
Instruments, Apparatus and Appli- ances, and parts thereof— continued										
Musical—continued										
Other sorts, including parts of musical instruments (III. D)—continued										
Share of Bengal . . . . .	—	—	—	—	—	2,68,202	3,34,547	2,80,119	2,29,233	2,26,114
„ Bombay . . . . .	—	—	—	—	—	2,20,906	2,90,711	2,75,314	2,60,603	1,64,566
„ Sind . . . . .	—	—	—	—	—	1,18,517	1,57,916	1,33,474	92,293	1,38,237
„ Madras . . . . .	—	—	—	—	—	33,354	31,638	43,326	26,880	32,332
„ Burma . . . . .	—	—	—	—	—	1,65,073	1,12,130	80,356	73,843	26,927
TOTAL . . . . .	—	—	—	—	—	5,06,052	9,26,992	8,12,589	6,82,902	5,90,175
Total value of Musical instruments—										
United Kingdom . . . . .	—	—	—	—	—	11,59,043	11,44,363	19,71,332	15,09,269	12,44,155
Ceylon . . . . .	—	—	—	—	—	10,948	21,320	11,035	15,952	13,520
Straits Settlements (including Labuan) . . . . .	—	—	—	—	—	28,246	39,917	88,654	30,949	29,639
Federated Malay States . . . . .	—	—	—	—	—	13,942	26,511	35,882	7,299	7,852
Hongkong . . . . .	—	—	—	—	—	1,863	3,440	20,424	12,029	5,936
Natal . . . . .	—	—	—	—	—	180	10,526	3,597	1,202	804
Kenya Colony . . . . .	—	—	—	—	—	180	379	562	742	1,079
Zanzibar and Pemba . . . . .	—	—	—	—	—	5	1,027	..	898	..
Canada—										
Via Atlantic Coast . . . . .	—	—	—	—	—	1,884	447	1,257	315	215
„ Pacific „ . . . . .	—	—	—	—	—	..	..	..	80	359
South Australia (including Northern Territory) . . . . .	—	—	—	—	—	287	..	1,206	..	..
Victoria . . . . .	—	—	—	—	—	100	210	600	260	22
New South Wales . . . . .	—	—	—	—	—	2,271	1,124	1,117	1,333	106
Queensland . . . . .	—	—	—	—	—	..	605	..	840	..
Australian Commonwealth (Total) . . . . .	—	—	—	—	—	2,608	1,939	2,923	1,939	218
Other British Possessions . . . . .	—	—	—	—	—	686	469	403	141	409
TOTAL BRITISH EMPIRE . . . . .	—	—	—	—	—	12,19,535	12,50,338	21,36,069	15,80,815	13,04,186
Sweden . . . . .	—	—	—	—	—	423	130	533	1,921	440
Norway . . . . .	—	—	—	—	—	..	756	..	1,060	769
Germany . . . . .	—	—	—	—	—	6,79,789	6,86,228	7,58,457	5,39,326	5,30,914
Netherlands . . . . .	—	—	—	—	—	3,747	472	7,690	8,002	5,424
Belgium . . . . .	—	—	—	—	—	4,384	6,444	4,202	4,060	3,945
France . . . . .	—	—	—	—	—	64,182	82,232	1,07,116	55,857	54,645
Switzerland . . . . .	—	—	—	—	—	1,07,793	1,54,556	1,62,136	1,11,338	1,52,872
Italy . . . . .	—	—	—	—	—	7,481	24,728	46,704	22,747	31,458
Austria . . . . .	—	—	—	—	—	1,750	7,403	4,492	381	967
Czechoslovakia . . . . .	—	—	—	—	—	12,342	11,487	10,054	14,710	9,775
Iraq . . . . .	—	—	—	—	—	1,232	1,555	3,253	1,723	2,067
Persia . . . . .	—	—	—	—	—	178	1,365	236	1,231	1,277
Java . . . . .	—	—	—	—	—	1,317	4,460	18,851	4,396	300
Siam . . . . .	—	—	—	—	—	550	5,907	2,656	1,000	250
China (exclusive of Hong- kong and Macao) . . . . .	—	—	—	—	—	20,972	24,127	22,172	23,638	10,077
Japan . . . . .	—	—	—	—	—	18,753	16,512	22,273	10,505	10,999
Egypt . . . . .	—	—	—	—	—	7,119	90	108	1,389	..
United States of America—										
Via Atlantic Coast . . . . .	—	—	—	—	—	1,32,612	1,72,665	2,37,980	1,69,420	1,20,904
„ Pacific „ . . . . .	—	—	—	—	—	1,102	2,501	849	2,296	6,137
Other Foreign Countries . . . . .	—	—	—	—	—	1,307	443	976	1,714	1,214
TOTAL FOREIGN COUNTRIES . . . . .	—	—	—	—	—	10,67,939	12,04,061	14,05,743	9,77,614	9,44,442
Share of Bengal . . . . .	—	—	—	—	—	10,44,028	10,20,435	17,83,170	10,47,291	8,70,973
„ Bombay . . . . .	—	—	—	—	—	6,11,503	7,19,227	9,68,671	3,22,201	6,19,050
„ Sind . . . . .	—	—	—	—	—	2,26,664	3,12,603	2,61,938	1,79,358	2,03,922
„ Madras . . . . .	—	—	—	—	—	91,226	1,36,641	1,84,374	2,07,373	3,40,361
„ Burma . . . . .	—	—	—	—	—	3,13,147	2,45,493	3,43,659	3,02,307	2,13,802
TOTAL . . . . .	—	—	—	—	—	22,86,568	24,54,399	35,41,812	25,58,429	22,48,628

GENERAL IMPORTS

( 236 )

No. 13—continued

ARTICLES, AND COUNTRIES OF CONSIGNMENT; ALSO SHARE OF EACH PROVINCE	QUANTITY					VALUE				
	1927-28	1928-29	1929-30	1930-31	1931-32	1927-28	1928-29	1929-30	1930-31	1931
<b>Instruments, Apparatus and Appliances, and parts thereof—</b> <i>continued</i>						R	R	R	R	R
<b>Optical (III D)—</b>										
United Kingdom . . . . .	—	—	—	—	—	1,45,260	1,81,506	1,00,860	97,008	84
Ceylon . . . . .	—	—	—	—	—	1,549	1,862	102	250	
Straits Settlements (including Labuan) . . . . .	—	—	—	—	—	1,110	1,151	722	949	1
Other British Possessions . . . . .	—	—	—	—	—	625	260	690	7	
<b>TOTAL BRITISH EMPIRE</b> . . . . .	—	—	—	—	—	1,48,544	1,84,779	1,02,380	98,814	86
Germany . . . . .	—	—	—	—	—	4,34,811	6,68,550	3,87,748	2,46,498	1,74,
Belgium . . . . .	—	—	—	—	—	1,008	2,850	4,642	7,642	3,
France . . . . .	—	—	—	—	—	56,481	77,949	98,876	58,528	61,
Switzerland . . . . .	—	—	—	—	—	..	1,600	..	..	..
Italy . . . . .	—	—	—	—	—	4,438	6,426	678	692	..
Austria . . . . .	—	—	—	—	—	10,140	9,704	9,209	57	2,
Czechoslovakia . . . . .	—	—	—	—	—	1,845	984	275	106	..
Greece . . . . .	—	—	—	—	—	..	1,185	675	..	..
China (exclusive of Hong-kong and Macao) . . . . .	—	—	—	—	—	450	648	1,347	1,211	1,4
Japan . . . . .	—	—	—	—	—	89,057	1,07,308	1,49,519	1,89,503	2,55,5
United States of America—										
<i>Via Atlantic Coast</i> . . . . .	—	—	—	—	—	50,793	55,567	40,987	44,822	10,61
" Pacific " . . . . .	—	—	—	—	—	..	..	10	32	11
Other Foreign Countries . . . . .	—	—	—	—	—	571	665	1,490	1,185	..
<b>TOTAL FOREIGN COUNTRIES</b> . . . . .	—	—	—	—	—	6,50,489	9,33,536	7,04,451	5,50,361	5,10,41
Share of Bengal . . . . .	—	—	—	—	—	2,27,969	2,96,040	1,97,120	2,36,497	2,21,56
" Bombay . . . . .	—	—	—	—	—	4,01,049	5,32,009	4,35,011	2,83,671	2,77,06
" Sind . . . . .	—	—	—	—	—	1,11,714	2,23,921	1,22,965	68,678	68,46
" Madras . . . . .	—	—	—	—	—	26,515	50,028	35,375	33,975	17,52
" Burma . . . . .	—	—	—	—	—	31,766	16,367	16,360	26,454	12,63
<b>TOTAL</b> . . . . .	—	—	—	—	—	7,09,033	11,18,365	8,06,831	6,49,175	5,97,20
<b>Photographic—</b>										
<b>CINEMATOGRAPH FILMS—</b>										
Raw films, i.e., blank films on which no picture has been impressed (III. D)—	Length in feet.	Length in feet.	Length in feet.	Length in feet.	Length in feet.					
United Kingdom . . . . .	3,403,396	3,080,752	4,850,429	4,885,596	3,150,500	1,52,518	1,38,650	1,80,620	2,03,549	1,28,641
Aden and Dependencies . . . . .	..	42,892	..	..	..	..	3,000	..	..	..
Straits Settlements (including Labuan) . . . . .	15,719	..	41,400	4,000	..	3,930	..	1,805	445	..
Tanganyika Territory . . . . .	37,748	..	..	..	..	4,800	..	..	..	..
Other British Possessions . . . . .	500	20,080	1,985	8,400	4,073	50	517	556	255	346
<b>TOTAL BRITISH EMPIRE</b> . . . . .	3,457,358	3,143,704	4,893,814	4,895,996	3,154,573	1,61,298	1,42,167	1,82,981	2,04,250	1,28,991
Germany . . . . .	5,622,629	7,147,630	9,419,374	12,433,181	8,416,685	2,72,776	3,70,280	4,23,783	5,16,941	3,56,856
Belgium . . . . .	2,360,552	3,739,369	5,522,938	5,808,310	5,079,924	95,477	1,33,164	1,85,268	1,86,517	1,51,838
France . . . . .	87,080	647,759	606,636	85,424	166,580	5,004	20,666	16,107	2,576	7,161
Italy . . . . .	30,241	48,901	29,261	1,152,830	472,984	4,226	1,301	1,112	33,924	10,539
United States of America—										
<i>Via Atlantic Coast</i> . . . . .	807,209	4,423,549	1,028,556	3,933,470	5,055,257	49,072	1,82,963	40,070	1,63,457	2,41,382
Other Foreign Countries . . . . .	6,934	15,381	..	..	90	602	937	..	..	5
<b>TOTAL FOREIGN COUNTRIES</b> . . . . .	8,014,735	16,017,589	16,806,765	23,418,215	19,191,470	4,28,057	7,18,311	6,66,340	9,03,415	7,67,731
Share of Bengal . . . . .	2,272,057	2,127,256	1,488,607	2,335,624	3,703,463	1,04,923	1,10,300	69,813	1,10,811	1,76,162
" Bombay . . . . .	2,407,723	14,749,792	17,531,468	22,956,993	16,227,328	4,41,554	6,55,734	6,79,932	8,37,243	6,29,247
" Sind . . . . .	1,391	..	..	86,105	36,700	164	..	..	5,799	3,105
" Madras . . . . .	1,000	233,106	465,470	1,734,302	2,024,912	103	5,945	23,074	77,131	71,909
" Burma . . . . .	6,89,922	2,001,139	2,015,034	1,195,687	353,140	42,811	88,499	76,502	76,681	16,299
<b>TOTAL</b> . . . . .	12,372,093	19,161,293	21,500,579	28,309,211	22,346,043	5,89,355	8,60,478	8,49,821	11,07,665	8,96,722

No. 13—continued

ARTICLES, AND COUNTRIES OF CONSIGNMENT; ALSO SHARE OF EACH PROVINCE	QUANTITY					VALUE				
	1927-28	1928-29	1929-30	1930-31	1931-32	1927-28	1928-29	1929-30	1930-31	1931-32
Instruments, Apparatus and Appli- ances, and parts thereof— <i>continued</i> Photographic— <i>continued</i> . CINEMATOGRAPH FILMS— <i>contd.</i>										
Exposed (III. D)—	Length in feet.	Length in feet.	Length in feet.	Length in feet.	Length in feet.	R	R	R	R	R
United Kingdom . . . . .	2,264,482	2,022,330	1,704,695	1,385,592	895,656	3,45,475	2,59,281	2,53,083	2,81,079	1,76,902
Aden and Dependencies . . . . .	162,310	78,744	..	450	..	11,008	5,100	..	45	..
Ceylon . . . . .	168,791	910,258	553,172	314,928	1,271,555	41,579	1,75,546	1,49,301	70,824	1,10,796
Straits Settlements (includ- ing Labuan) . . . . .	389,118	459,944	484,398	912,529	340,794	60,650	62,186	44,108	79,109	37,137
Hongkong . . . . .	..	266	..	4,615	6,410	..	125	..	769	1,716
Zanzibar and Pemba . . . . .	90,165	27,367	20,388	24,372	300	10,086	2,500	2,250	6,855	50
Kenya Colony . . . . .	37,525	..	54,828	..	128,260	3,918	..	5,056	..	9,746
Canada— Via Atlantic Coast . . . . .	11,570	..	..	..	1,935	1,956	..	..	..	484
Victoria . . . . .	..	11,382	112	38,574	..	..	4,268	28	10,849	..
New South Wales . . . . .	..	9,530	25,201	19,421	17,903	..	2,300	1,938	3,596	4,303
Queensland . . . . .	6,750	..	..	..	..	1,000	..	..	..	..
Australian Commonwealth (Total) . . . . .	6,750	20,912	25,313	67,995	17,903	1,000	6,568	1,966	14,445	4,303
New Zealand (including Nauru and Br. Samoa) . . . . .	..	784	..	..	..	..	2,000	..	..	..
Other British Possessions . . . . .	8,300	1,050	..	2,730	924	350	220	..	683	318
<b>TOTAL BRITISH EMPIRE</b>	<b>3,139,011</b>	<b>3,528,584</b>	<b>2,842,789</b>	<b>2,708,211</b>	<b>2,663,737</b>	<b>4,75,981</b>	<b>5,13,520</b>	<b>4,50,304</b>	<b>4,53,809</b>	<b>3,41,452</b>
Sweden . . . . .	..	..	..	..	6,068	..	..	..	..	2,082
Germany . . . . .	139,015	200,236	540,237	442,729	1,105,115	10,933	38,947	69,271	82,600	1,02,805
Netherlands . . . . .	3,000	7,160	26,506	..	5,596	301	1,190	2,011	..	1,384
Belgium . . . . .	137,264	28,495	..	2,250	7,920	5,006	2,434	..	668	350
Franco . . . . .	445,151	903,837	523,431	339,989	717,325	27,949	46,512	66,232	38,122	70,441
Italy . . . . .	220,677	15,126	77,863	84,614	21,193	56,713	5,008	20,139	22,297	6,103
Java . . . . .	..	4,729	..	..	..	..	1,025	..	..	..
China (exclusive of Hong- kong and Macao) . . . . .	6,356	8,250	17,054	12,106	129	1,605	2,329	3,060	3,406	162
Japan . . . . .	13,394	35,573	42,462	4,500	15,093	1,047	5,883	15,844	1,406	3,274
Egypt . . . . .	..	..	..	8,415	17,160	..	..	..	2,104	3,368
United States of America— Via Atlantic Coast . . . . .	6,039,829	5,848,570	6,006,993	6,565,935	4,264,171	13,78,512	13,07,669	12,47,742	18,55,134	10,90,014
„ Pacific „ . . . . .	197,276	150,389	69,975	3,630	155,850	68,953	50,394	24,723	139	28,565
Other Foreign Countries . . . . .	25,315	1,392	9,741	12,320	..	1,885	394	955	750	..
<b>TOTAL FOREIGN COUNTRIES</b>	<b>7,233,277</b>	<b>7,203,757</b>	<b>7,404,262</b>	<b>7,476,488</b>	<b>6,316,125</b>	<b>15,52,994</b>	<b>14,68,385</b>	<b>14,49,977</b>	<b>15,06,686</b>	<b>13,68,648</b>
Share of Bengal . . . . .	3,683,236	3,762,358	2,972,930	2,926,759	2,701,755	13,17,203	12,07,911	10,77,927	9,87,675	8,28,598
„ Bombay . . . . .	4,533,958	5,141,664	4,967,698	4,575,374	4,170,540	4,15,749	4,05,674	4,78,510	6,08,179	6,91,946
„ Sind . . . . .	284,977	574,680	1,025,692	514,292	338,233	41,940	98,121	1,50,519	61,747	28,101
„ Madras . . . . .	624,156	741,827	683,775	1,170,908	1,477,074	1,19,366	1,76,300	1,42,088	2,07,465	1,31,023
„ Burma . . . . .	1,245,961	571,312	596,956	992,366	392,260	1,34,717	93,906	53,097	95,429	30,033
<b>TOTAL</b>	<b>10,372,288</b>	<b>10,792,341</b>	<b>10,247,051</b>	<b>10,179,699</b>	<b>8,970,862</b>	<b>20,28,975</b>	<b>19,81,911</b>	<b>19,00,341</b>	<b>19,00,495</b>	<b>17,10,000</b>
Total Cinematograph films*—	Length in feet.	Length in feet.	Length in feet.	Length in feet.	Length in feet.					
United Kingdom . . . . .	5,667,878	5,103,082	6,555,124	6,271,188	4,046,156	4,97,998	3,97,931	4,34,303	4,84,028	3,05,547
Aden and Dependencies . . . . .	162,310	121,636	..	450	..	11,008	8,100	..	45	..
Ceylon . . . . .	168,791	930,313	555,157	321,828	1,271,028	41,579	1,70,063	1,49,857	71,080	1,10,817
Straits Settlements (includ- ing Labuan) . . . . .	404,837	459,944	525,793	916,529	340,794	64,589	62,186	45,918	70,554	37,137
Hongkong . . . . .	..	266	..	4,615	6,410	..	125	..	769	1,716
Zanzibar and Pemba . . . . .	90,165	27,367	20,388	24,372	300	10,086	2,500	2,250	6,855	50
Kenya Colony . . . . .	37,525	..	54,828	..	128,260	3,918	..	5,056	..	9,746
Tanganyika Territory . . . . .	37,743	..	..	2,730	..	4,800	..	..	683	..
Canada— Via Atlantic Coast . . . . .	11,570	..	..	..	1,935	1,956	..	..	..	484
Victoria . . . . .	..	11,382	112	38,574	..	..	4,268	28	10,849	..
New South Wales . . . . .	500	9,530	25,201	19,421	17,903	50	2,300	1,938	3,596	4,303
Queensland . . . . .	6,750	..	..	..	..	1,000	..	..	..	..
Australian Commonwealth (Total) . . . . .	7,250	20,912	25,313	67,995	17,903	1,050	6,568	1,966	14,445	4,303
New Zealand (including Nauru and Br. Samoa) . . . . .	..	7,984	..	..	..	..	2,000	..	..	..
Other British Possessions . . . . .	8,300	784	..	..	4,924	350	220	..	..	643
<b>TOTAL BRITISH EMPIRE</b>	<b>6,596,309</b>	<b>6,672,288</b>	<b>7,736,603</b>	<b>7,599,207</b>	<b>5,818,310</b>	<b>6,37,279</b>	<b>6,55,698</b>	<b>6,39,345</b>	<b>6,53,039</b>	<b>4,70,443</b>

\* Inclusive Imports by postal packets referred to Collectors of Customs for assessment.

GENERAL IMPORTS

( 238 )

No. 13—continued

ARTICLES, AND COUNTRIES OF CONSIGNMENT; ALSO SHARE OF EACH PROVINCE	QUANTITY					VALUE				
	1927-28	1928-29	1929-30	1930-31	1931-32	1927-28	1928-29	1929-30	1930-31	1931-32
						R	R	R	R	R
<b>Instruments, Apparatus and Appliances, and parts thereof—continued</b>										
<b>Photographic—continued</b>										
<b>Total Cinematograph films*—continued</b>	<b>Length in feet.</b>	<b>Length in feet.</b>	<b>Length in feet.</b>	<b>Length in feet.</b>	<b>Length in feet.</b>					
Sweden . . . . .	..	..	..	..	6,663	..	..	..	..	2,082
Germany . . . . .	5,761,844	7,407,866	9,959,611	12,875,910	9,521,800	2,33,709	4,18,227	4,93,054	5,99,601	5,19,661
Netherlands . . . . .	3,000	22,341	26,506	..	5,596	891	2,117	2,011	..	1,384
Belgium . . . . .	2,497,816	3,787,864	5,523,938	5,810,560	5,087,844	1,00,493	1,35,598	1,85,268	1,37,185	1,52,188
France . . . . .	582,231	1,551,596	1,130,067	425,413	883,855	32,953	67,178	82,339	40,698	77,602
Italy . . . . .	30,241	59,027	107,124	1,237,444	494,147	4,226	6,099	21,251	56,221	16,642
Austria . . . . .	226,677	..	..	12,320	..	56,713	..	..	750	..
Java . . . . .	..	4,729	..	..	..	..	1,025	..	..	..
China (exclusive of Hongkong and Macao) . . . . .	6,356	8,250	17,054	12,106	129	1,605	2,329	3,060	3,406	162
Japan . . . . .	13,394	35,573	42,462	4,500	15,033	1,047	5,888	15,344	1,406	3,274
Egypt . . . . .	3,000	..	..	8,415	17,250	230	..	..	2,104	3,373
United States of America— Vid Atlantic Coast . . . . .	6,847,128	10,272,119	7,125,549	10,499,405	9,319,428	14,28,484	14,90,632	12,87,812	15,18,501	13,31,346
" Pacific " . . . . .	197,276	150,389	69,975	3,630	155,850	68,953	56,394	24,723	139	28,565
Other Foreign Countries . . . . .	35,249	1,592	9,741	..	..	2,717	404	955	..	..
<b>TOTAL FOREIGN COUNTRIES</b>	<b>16,148,012</b>	<b>23,281,346</b>	<b>24,011,027</b>	<b>30,889,703</b>	<b>25,507,595</b>	<b>19,81,051</b>	<b>21,86,696</b>	<b>21,16,317</b>	<b>24,10,101</b>	<b>21,36,279</b>
<b>Share of Bengal . . . . .</b>	<b>5,955,293</b>	<b>5,890,114</b>	<b>4,461,537</b>	<b>5,262,383</b>	<b>6,405,213</b>	<b>14,22,126</b>	<b>13,13,211</b>	<b>11,46,840</b>	<b>10,93,436</b>	<b>10,06,060</b>
" Bombay . . . . .	13,941,631	16,891,456	22,499,166	27,632,367	20,398,368	3,57,303	10,61,408	11,53,542	14,45,422	13,21,193
" Sind . . . . .	236,368	574,630	1,025,692	600,397	874,933	42,104	93,121	1,50,519	67,546	31,206
" Madras . . . . .	625,156	1,024,933	1,149,245	3,905,710	3,501,936	1,19,469	1,32,245	1,65,162	2,34,596	2,92,932
" Burma . . . . .	1,935,833	2,572,451	2,611,990	2,133,953	745,400	1,77,323	1,32,404	1,34,599	1,72,110	46,331
<b>TOTAL</b>	<b>22,744,331</b>	<b>29,953,634</b>	<b>31,747,630</b>	<b>38,488,910</b>	<b>31,325,905</b>	<b>26,18,330</b>	<b>28,42,389</b>	<b>27,55,662</b>	<b>30,68,160</b>	<b>26,08,722</b>
<b>Photographic, other than Cinematograph films (III. D)—</b>										
United Kingdom . . . . .	—	—	—	—	—	12,28,538	14,12,885	12,86,131	11,71,620	12,29,135
Ceylon . . . . .	—	—	—	—	—	1,908	6,079	1,504	12,048	5,015
Straits Settlements (including Labuan) . . . . .	—	—	—	—	—	2,484	25,296	40,221	48,888	46,576
Hongkong . . . . .	—	—	—	—	—	167	..	1,250	300	10
Natal . . . . .	—	—	—	—	—	..	2,091	..	35	17
Canada—										
Vid Atlantic Coast . . . . .	—	—	—	—	—	..	..	5,140	..	..
" Pacific " . . . . .	—	—	—	—	—	..	..	..	..	5
Victoria . . . . .	—	—	—	—	—	..	..	2,075	..	182
New South Wales . . . . .	—	—	—	—	—	..	..	..	300	11,517
Australian Commonwealth (Total) . . . . .	—	—	—	—	—	..	..	2,075	300	11,899
New Zealand . . . . .	—	—	—	—	—	..	..	..	..	1,839
Other British Possessions . . . . .	—	—	—	—	—	1,000	297	..	550	200
<b>TOTAL BRITISH EMPIRE</b>	<b>—</b>	<b>—</b>	<b>—</b>	<b>—</b>	<b>—</b>	<b>12,34,132</b>	<b>14,46,648</b>	<b>13,42,321</b>	<b>12,38,741</b>	<b>12,94,496</b>
Sweden . . . . .	—	—	—	—	—	..	..	2,667	25	1,441
Denmark . . . . .	—	—	—	—	—	1,804	640	1,770	2,725	894
Germany . . . . .	—	—	—	—	—	3,48,355	3,80,210	5,81,885	6,68,627	6,94,271
Netherlands . . . . .	—	—	—	—	—	833	..	1,029	6,378	3,777
Belgium . . . . .	—	—	—	—	—	22,867	24,652	15,071	37,256	44,591
France . . . . .	—	—	—	—	—	1,05,331	2,18,531	3,22,232	1,94,237	78,072
Italy . . . . .	—	—	—	—	—	6,938	29,096	15,909	2,683	1,070
Austria . . . . .	—	—	—	—	—	998	106	..	229	2,659
Iraq . . . . .	—	—	—	—	—	..	1,075	673	380	155
Japan . . . . .	—	—	—	—	—	7,196	4,940	21,961	13,541	9,752
United States of America— Vid Atlantic Coast . . . . .	—	—	—	—	—	5,30,317	9,29,801	8,29,026	9,18,788	10,11,904
" Pacific " . . . . .	—	—	—	—	—	2,904	1,002	8,046	1,876	12,674
Other Foreign Countries . . . . .	—	—	—	—	—	1,664	710	391	1,501	2,736
<b>TOTAL FOREIGN COUNTRIES</b>	<b>—</b>	<b>—</b>	<b>—</b>	<b>—</b>	<b>—</b>	<b>10,29,277</b>	<b>15,90,313</b>	<b>18,00,660</b>	<b>18,43,746</b>	<b>18,84,056</b>
<b>Share of Bengal . . . . .</b>	<b>—</b>	<b>—</b>	<b>—</b>	<b>—</b>	<b>—</b>	<b>7,64,501</b>	<b>9,65,546</b>	<b>10,25,104</b>	<b>8,36,953</b>	<b>9,48,371</b>
" Bombay . . . . .	—	—	—	—	—	12,19,150	15,92,342	15,59,934	16,15,265	15,78,430
" Sind . . . . .	—	—	—	—	—	40,833	91,568	71,924	1,33,129	2,61,579
" Madras . . . . .	—	—	—	—	—	75,931	1,48,972	2,10,322	1,70,115	1,36,452
" Burma . . . . .	—	—	—	—	—	1,62,939	2,38,733	2,75,697	2,42,425	1,84,220
<b>TOTAL</b>	<b>—</b>	<b>—</b>	<b>—</b>	<b>—</b>	<b>—</b>	<b>22,63,459</b>	<b>30,37,461</b>	<b>31,42,981</b>	<b>30,82,487</b>	<b>31,58,552</b>

\* Inclusive of Imports by postal packets referred to Collectors of Customs for assessment.

No. 13—continued

ARTICLES, AND COUNTRIES OF CONSIGNMENT; ALSO SHARE OF EACH PROVINCE	QUANTITY					VALUE				
	1927-28	1928-29	1929-30	1930-31	1931-32	1927-28	1928-29	1929-30	1930-31	1931-32
						R	R	R	R	R
<b>Instruments, Apparatus and Appliances, and parts thereof— continued</b>										
<b>Photographic—concluded</b>										
<b>Total value of Photographic Instruments—</b>										
United Kingdom . . . . .	—	—	—	—	—	17,26,531	18,10,816	17,20,434	16,56,248	15,34,682
Adon and Dependencies . . . . .	—	—	—	—	—	11,008	8,100	..	85	..
Ceylon . . . . .	—	—	—	—	—	43,572	1,82,142	1,51,361	83,128	1,15,832
Straits Settlements (including Labuan) . . . . .	—	—	—	—	—	67,078	87,482	92,134	1,28,442	83,718
Hongkong . . . . .	—	—	—	—	—	167	125	1,250	1,069	1,726
Natal . . . . .	—	—	—	—	—	350	2,091	..	85	342
Zanzibar and Pemba . . . . .	—	—	—	—	—	10,056	2,507	2,250	6,855	50
Kenya Colony . . . . .	—	—	—	—	—	4,898	155	5,056	435	9,871
Tanganyika Territory . . . . .	—	—	—	—	—	4,800	..	..	708	..
<b>Canada—</b>										
<i>Via Atlantic Coast</i> . . . . .	—	—	—	—	—	1,950	..	5,140	..	484
" Pacific " . . . . .	—	—	—	—	—	..	..	..	..	5
Victoria . . . . .	—	—	—	—	—	..	4,268	2,103	10,849	182
New South Wales . . . . .	—	—	—	—	—	50	2,300	1,938	3,896	15,820
Queensland . . . . .	—	—	—	—	—	1,000	..	..	..	..
<i>Australian Commonwealth (Total)</i> . . . . .	—	—	—	—	—	1,050	6,568	4,041	14,745	16,002
New Zealand . . . . .	—	—	—	—	—	..	2,000	..	..	1,830
Other British Possessions . . . . .	—	—	—	—	—	..	355	..	..	393
<b>TOTAL BRITISH EMPIRE</b> . . . . .	—	—	—	—	—	18,71,461	21,02,341	19,81,666	18,91,800	17,04,939
<b>Sweden</b> . . . . .	—	—	—	—	—	..	..	2,667	25	3,523
<b>Denmark</b> . . . . .	—	—	—	—	—	1,804	640	1,770	2,725	894
<b>Germany</b> . . . . .	—	—	—	—	—	6,32,064	7,98,437	10,74,939	12,68,228	12,13,982
<b>Netherlands</b> . . . . .	—	—	—	—	—	1,274	2,117	3,040	6,878	5,161
<b>Belgium</b> . . . . .	—	—	—	—	—	1,23,350	1,60,250	2,00,339	2,24,441	1,96,779
<b>France</b> . . . . .	—	—	—	—	—	1,38,284	2,85,759	4,04,571	2,34,935	1,55,674
<b>Italy</b> . . . . .	—	—	—	—	—	11,214	36,005	37,160	58,904	17,712
<b>Austria</b> . . . . .	—	—	—	—	—	57,681	106	..	979	2,659
<b>Iraq</b> . . . . .	—	—	—	—	—	..	1,085	683	380	155
<b>Persia</b> . . . . .	—	—	—	—	—	1,299	30	..	10	89
<b>Java</b> . . . . .	—	—	—	—	—	..	1,025	160	15	858
<b>China (exclusive of Hongkong and Macao)</b> . . . . .	—	—	—	—	—	1,610	2,729	3,060	3,557	1,123
<b>Japan</b> . . . . .	—	—	—	—	—	8,243	10,323	37,305	14,947	13,026
<b>Egypt</b> . . . . .	—	—	—	—	—	798	..	134	2,174	3,483
<b>United States of America—</b>										
<i>Via Atlantic Coast</i> . . . . .	—	—	—	—	—	19,58,801	24,20,433	21,16,838	24,37,379	23,43,310
" Pacific " . . . . .	—	—	—	—	—	71,857	57,396	32,760	2,015	41,239
Other Foreign Countries . . . . .	—	—	—	—	—	249	674	1,042	1,255	718
<b>TOTAL FOREIGN COUNTRIES</b> . . . . .	—	—	—	—	—	30,10,328	37,77,509	39,16,977	42,58,847	40,00,335
<b>Share of Bengal</b> . . . . .	—	—	—	—	—	21,86,627	22,33,757	21,71,944	19,84,439	19,53,931
" Bombay . . . . .	—	—	—	—	—	20,76,453	26,54,050	27,18,476	30,60,637	23,90,623
" Sind . . . . .	—	—	—	—	—	82,992	1,89,689	2,22,443	2,36,275	2,92,786
" Madras . . . . .	—	—	—	—	—	1,95,450	3,31,218	3,75,484	4,54,711	3,88,384
" Burma . . . . .	—	—	—	—	—	3,40,267	4,21,738	4,10,296	4,14,535	2,30,551
<b>TOTAL</b> . . . . .	—	—	—	—	—	48,81,789	58,79,850	58,08,648	61,50,647	57,65,274
<b>Scientific and Philosophical (III. D)—</b>										
United Kingdom . . . . .	—	—	—	—	—	15,44,398	15,12,343	12,76,305	10,26,718	8,82,274
Ceylon . . . . .	—	—	—	—	—	9,276	6,043	4,684	1,417	2,788
Straits Settlements (including Labuan) . . . . .	—	—	—	—	—	2,088	3,170	7,408	2,855	1,990
Canada <i>via Atlantic Coast</i> . . . . .	—	—	—	—	—	..	..	..	..	1,436
" " Pacific " . . . . .	—	—	—	—	—	250	..	..	132	22
Other British Possessions . . . . .	—	—	—	—	—	529	456	185	416	1,010
<b>TOTAL BRITISH EMPIRE</b> . . . . .	—	—	—	—	—	15,66,621	16,22,012	12,88,582	10,81,538	8,89,470

GENERAL IMPORTS

( 240 )

No. 13—continued

ARTICLES, AND COUNTRIES OF CONSIGNMENT; ALSO SHARE OF EACH PROVINCE	QUANTITY					VALUE				
	1927-28	1928-29	1929-30	1930-31	1931-32	1927-28	1928-29	1929-30	1930-31	1931-32
						₹	₹	₹	₹	₹
<i>Instruments, Apparatus, and Appliances, and parts thereof —continued</i>										
<i>Scientific and Philosophical (III. D)—continued</i>										
Sweden . . . . .	—	—	—	—	—	..	213	819	..	1,839
Denmark . . . . .	—	—	—	—	—	2,250	977	275	360	896
Germany . . . . .	—	—	—	—	—	4,28,869	4,35,702	3,55,116	3,81,104	3,06,797
Netherlands . . . . .	—	—	—	—	—	2,280	1,958	2,726	2,821	3,377
Belgium . . . . .	—	—	—	—	—	2,819	5,514	3,893	1,231	1,635
France . . . . .	—	—	—	—	—	17,257	18,376	19,692	20,639	24,017
Switzerland . . . . .	—	—	—	—	—	1,788	558	1,791	9,433	3,374
Italy . . . . .	—	—	—	—	—	3,065	30,376	11,235	6,038	5,080
Austria . . . . .	—	—	—	—	—	18,350	2,485	18,018	3,712	5,931
Hungary . . . . .	—	—	—	—	—	..	..	..	6,700	..
Iraq . . . . .	—	—	—	—	—	24,391	10,138	446	250	..
Persia . . . . .	—	—	—	—	—	0	500	1,912	542	7
Japan . . . . .	—	—	—	—	—	2,062	4,582	4,420	4,537	4,301
United States of America— Via Atlantic Coast . . . . .	—	—	—	—	—	1,37,321	1,43,892	1,18,622	1,76,541	1,44,672
„ Pacific „ . . . . .	—	—	—	—	—	917	822	613	157	1,738
Other Foreign Countries . . . . .	—	—	—	—	—	988	588	631	2,362	1,260
<b>TOTAL FOREIGN COUNTRIES</b>	—	—	—	—	—	<b>6,43,245</b>	<b>6,62,539</b>	<b>5,40,309</b>	<b>6,22,487</b>	<b>5,04,014</b>
<i>Share of Bengal</i> . . . . .	—	—	—	—	—	6,18,477	6,68,819	4,82,171	4,82,578	3,37,653
„ <i>Bombay</i> . . . . .	—	—	—	—	—	10,32,307	9,50,066	8,83,020	7,37,026	6,28,140
„ <i>Sind</i> . . . . .	—	—	—	—	—	94,828	89,434	53,310	56,930	62,957
„ <i>Madras</i> . . . . .	—	—	—	—	—	3,29,636	3,30,300	2,71,366	2,73,264	2,45,006
„ <i>Burma</i> . . . . .	—	—	—	—	—	1,24,453	95,932	1,34,024	1,04,227	1,20,271
<b>TOTAL</b>	—	—	—	—	—	<b>21,99,766</b>	<b>21,84,551</b>	<b>18,28,891</b>	<b>16,54,025</b>	<b>13,94,084</b>
<i>Surgical (III. D)—</i>										
United Kingdom . . . . .	—	—	—	—	—	14,79,575	13,21,805	13,22,229	9,81,430	7,04,743
Ceylon . . . . .	—	—	—	—	—	732	3,813	4,543	2,124	7,273
Straits Settlements (includ- ing Labuan) . . . . .	—	—	—	—	—	5,243	7,392	6,287	6,704	4,756
Canada via Atlantic Coast . . . . .	—	—	—	—	—	..	..	..	..	1,478
„ Pacific „ . . . . .	—	—	—	—	—	..	..	..	82	15
Other British Possessions . . . . .	—	—	—	—	—	539	453	552	1,490	588
<b>TOTAL BRITISH EMPIRE</b>	—	—	—	—	—	<b>14,86,089</b>	<b>13,33,523</b>	<b>13,33,611</b>	<b>9,91,830</b>	<b>7,78,853</b>
Sweden . . . . .	—	—	—	—	—	12	757	402	2,310	1,500
Germany . . . . .	—	—	—	—	—	5,51,191	5,54,325	6,08,650	5,34,794	4,06,807
Netherlands . . . . .	—	—	—	—	—	3,203	11,117	1,641	7,556	2,437
Belgium . . . . .	—	—	—	—	—	4,124	4,679	549	1,153	452
France . . . . .	—	—	—	—	—	29,713	10,852	15,775	18,403	4,030
Italy . . . . .	—	—	—	—	—	24,705	13,467	18,293	9,568	19,554
Austria . . . . .	—	—	—	—	—	3,625	4,006	9,774	3,425	3,186
Czechoslovakia . . . . .	—	—	—	—	—	839	299	17,478	11,674	4,184
Persia . . . . .	—	—	—	—	—	1,000	..	..	..	100
Japan . . . . .	—	—	—	—	—	77,005	38,221	27,786	32,920	31,542
United States of America— Via Atlantic Coast . . . . .	—	—	—	—	—	1,04,259	1,15,584	1,68,083	1,40,367	1,64,998
„ Pacific „ . . . . .	—	—	—	—	—	645	90	330	750	1,074
Other Foreign Countries . . . . .	—	—	—	—	—	550	1,393	1,173	601	1,007
<b>TOTAL FOREIGN COUNTRIES</b>	—	—	—	—	—	<b>8,00,381</b>	<b>7,55,390</b>	<b>8,04,934</b>	<b>7,63,533</b>	<b>6,40,871</b>
<i>Share of Bengal</i> . . . . .	—	—	—	—	—	6,69,095	5,76,654	5,19,925	4,60,034	3,73,611
„ <i>Bombay</i> . . . . .	—	—	—	—	—	10,17,786	9,17,959	10,74,285	7,45,817	6,48,685
„ <i>Sind</i> . . . . .	—	—	—	—	—	2,44,100	2,61,098	2,75,680	2,35,672	1,97,722
„ <i>Madras</i> . . . . .	—	—	—	—	—	2,36,300	2,02,202	2,17,023	1,60,353	1,42,231
„ <i>Burma</i> . . . . .	—	—	—	—	—	1,19,189	1,31,000	1,11,632	1,03,487	57,475
<b>TOTAL</b>	—	—	—	—	—	<b>22,86,470</b>	<b>20,88,913</b>	<b>21,08,545</b>	<b>17,55,363</b>	<b>14,19,724</b>

No. 13—continued

ARTICLES, AND COUNTRIES OF CONSIGNMENT; ALSO SHARE OF EACH PROVINCE.	QUANTITY					VALUE				
	1927-28	1928-29	1929-30	1930-31	1931-32	1927-28	1928-29	1929-30	1930-31	1931-32
<i>Instruments, Apparatus, and Appliances, and parts thereof— continued</i>						R	R	R	R	R
<i>Wireless Apparatus (III. D)—</i>										
United Kingdom . . . . .	—	—	—	—	—	10,60,461	8,99,400	8,99,763	4,06,976	6,68,455
Ceylon . . . . .	—	—	—	—	—	2,833	4,839	3,385	5,843	2,989
Straits Settlements (includ- ing Labuan) . . . . .	—	—	—	—	—	10,384	252	2,032	340	241
Kenya Colony . . . . .	—	—	—	—	—	..	..	..	..	1,621
Natal . . . . .	—	—	—	—	—	4,147	..	..	..	50
Other British Possessions . . . . .	—	—	—	—	—	1,005	..	40	69	246
<b>TOTAL BRITISH EMPIRE . . . . .</b>	<b>—</b>	<b>—</b>	<b>—</b>	<b>—</b>	<b>—</b>	<b>10,78,810</b>	<b>9,04,491</b>	<b>4,05,220</b>	<b>5,03,228</b>	<b>6,68,602</b>
Sweden . . . . .	—	—	—	—	—	7,197	2,057	1,450	2,988	726
Denmark . . . . .	—	—	—	—	—	..	32	..	8,517	3,210
Germany . . . . .	—	—	—	—	—	90,475	1,51,289	78,577	38,800	47,258
Netherlands . . . . .	—	—	—	—	—	2,59,292	89,687	1,74,094	1,48,781	1,14,446
Belgium . . . . .	—	—	—	—	—	8,774	2,348	1,520	5,786	1,291
France . . . . .	—	—	—	—	—	21,184	2,02,804	6,226	2,786	5,016
Switzerland . . . . .	—	—	—	—	—	2,570	..	10	218	1,005
Italy . . . . .	—	—	—	—	—	7,188	3,819	1,684	3,741	3,193
Austria . . . . .	—	—	—	—	—	..	343	1,110	2,871	411
Java . . . . .	—	—	—	—	—	..	..	200	3,521	280
Japan . . . . .	—	—	—	—	—	2,080	1,019	909	995	1,933
Egypt . . . . .	—	—	—	—	—	..	..	443	..	1,240
United States of America—										
Via Atlantic Coast . . . . .	—	—	—	—	—	86,726	77,719	58,393	47,257	80,384
" Pacific " . . . . .	—	—	—	—	—	2,182	1,279	1,061	1,899	5,108
Other Foreign Countries . . . . .	—	—	—	—	—	235	577	887	2,469	4,277
<b>TOTAL FOREIGN COUNTRIES . . . . .</b>	<b>—</b>	<b>—</b>	<b>—</b>	<b>—</b>	<b>—</b>	<b>4,87,908</b>	<b>5,32,968</b>	<b>3,26,554</b>	<b>2,60,129</b>	<b>2,69,728</b>
Share of Bengal . . . . .	—	—	—	—	—	5,67,596	6,18,982	2,65,327	3,03,811	2,53,764
" Bombay . . . . .	—	—	—	—	—	9,19,194	5,00,609	3,87,314	2,84,571	5,64,054
" Sind . . . . .	—	—	—	—	—	13,904	2,10,099	21,152	55,289	44,689
" Madras . . . . .	—	—	—	—	—	32,457	39,797	25,983	25,810	26,423
" Burma . . . . .	—	—	—	—	—	33,562	67,972	31,998	93,896	49,400
<b>TOTAL . . . . .</b>	<b>—</b>	<b>—</b>	<b>—</b>	<b>—</b>	<b>—</b>	<b>15,66,713</b>	<b>14,37,459</b>	<b>7,81,774</b>	<b>7,63,857</b>	<b>9,38,330</b>
<i>Other kinds (III. D)—</i>										
United Kingdom . . . . .	—	—	—	—	—	17,04,689	20,61,870	20,23,995	23,33,881	16,24,101
Cyprus . . . . .	—	—	—	—	—	..	11,895	..	..	..
Ceylon . . . . .	—	—	—	—	—	1,075	9,363	12,668	15,097	2,759
Straits Settlements (includ- ing Labuan) . . . . .	—	—	—	—	—	5,107	1,706	7,187	5,733	1,023
Hongkong . . . . .	—	—	—	—	—	117	648	911	1,488	355
Cape of Good Hope . . . . .	—	—	—	—	—	..	..	..	7,060	..
Natal . . . . .	—	—	—	—	—	25	..	1,250	4,322	..
South Australia (including Northern Territory) . . . . .	—	—	—	—	—	..	..	255	..	..
Victoria . . . . .	—	—	—	—	—	..	2,618	..	..	16
New South Wales . . . . .	—	—	—	—	—	..	..	1,114	2,884	680
Queensland . . . . .	—	—	—	—	—	..	..	84	172	..
Australian Commonwealth (Total) . . . . .	—	—	—	—	—	..	2,618	1,453	3,066	695
Other British Possessions . . . . .	—	—	—	—	—	5	322	563	705	534
<b>TOTAL BRITISH EMPIRE . . . . .</b>	<b>—</b>	<b>—</b>	<b>—</b>	<b>—</b>	<b>—</b>	<b>17,11,018</b>	<b>20,87,922</b>	<b>20,48,027</b>	<b>23,71,292</b>	<b>16,29,467</b>

ARTICLES, AND COUNTRIES OF CONSIGNMENT; ALSO SHARE OF EACH PROVINCE	QUANTITY					VALUE				
	1927-28	1928-29	1929-30	1930-31	1931-32	1927-28	1928-29	1929-30	1930-31	1931-32
<i>Instruments, Apparatus, and Appliances, and parts thereof— continued</i>						R	R	R	R	R
<i>Other kinds (III. D)—contd.</i>										
Sweden . . . . .	—	—	—	—	—	1,042	3,714	23,411	4,400	6,6
Germany . . . . .	—	—	—	—	—	1,08,028	2,21,822	1,88,545	2,85,551	1,72,8
Netherlands . . . . .	—	—	—	—	—	1,885	1,546	7,358	4,588	9,1
Belgium . . . . .	—	—	—	—	—	3,877	1,731	2,874	18,208	2,7
France . . . . .	—	—	—	—	—	1,66,721	25,289	18,836	19,345	16,9
Switzerland . . . . .	—	—	—	—	—	2,197	1,721	2,375	10,148	1
Italy . . . . .	—	—	—	—	—	5,720	51,840	3,815	2,365	9,2
Austria . . . . .	—	—	—	—	—	1,058	1,853	4,168	3,634	3,2
Czechoslovakia . . . . .	—	—	—	—	—	298	113	2,687	857	1,7
Persia . . . . .	—	—	—	—	—	250	2,367	..	5,430	6,3
Japan . . . . .	—	—	—	—	—	784	1,036	5,408	3,436	1,2
Egypt . . . . .	—	—	—	—	—	..	..	574	1,021	1
Portuguese East Africa . . . . .	—	—	—	—	—	..	..	..	2,631	..
United States of America—										
<i>Via Atlantic Coast . . . . .</i>	—	—	—	—	—	2,36,386	3,09,233	3,96,119	4,29,106	3,86,6
<i>  " Pacific " . . . . .</i>	—	—	—	—	—	42,670	2,212	12,105	46,261	11,4
Other Foreign Countries . . . . .	—	—	—	—	—	731	468	1,718	2,078	1,2
<b>TOTAL FOREIGN COUNTRIES</b>	—	—	—	—	—	<b>5,71,147</b>	<b>6,24,440</b>	<b>6,70,078</b>	<b>7,84,054</b>	<b>6,29,1</b>
<i>Share of Bengal . . . . .</i>	—	—	—	—	—	<i>9,06,345</i>	<i>10,67,762</i>	<i>9,43,967</i>	<i>16,46,418</i>	<i>8,81,14</i>
" <i>Bombay . . . . .</i>	—	—	—	—	—	<i>5,79,401</i>	<i>6,29,492</i>	<i>6,22,525</i>	<i>4,52,007</i>	<i>4,96,63</i>
" <i>Sind . . . . .</i>	—	—	—	—	—	<i>3,44,417</i>	<i>5,63,749</i>	<i>5,69,455</i>	<i>5,21,076</i>	<i>4,74,25</i>
" <i>Madras . . . . .</i>	—	—	—	—	—	<i>2,72,011</i>	<i>2,92,328</i>	<i>4,04,265</i>	<i>3,68,654</i>	<i>2,04,24</i>
" <i>Burma . . . . .</i>	—	—	—	—	—	<i>1,79,991</i>	<i>1,59,031</i>	<i>1,77,393</i>	<i>1,67,191</i>	<i>2,02,21</i>
<b>TOTAL</b>	—	—	—	—	—	<b>22,82,165</b>	<b>27,12,362</b>	<b>27,18,105</b>	<b>31,55,346</b>	<b>22,58,61</b>
<i>Total value of Instruments, Apparatus, and Appliances, and parts thereof—</i>										
United Kingdom . . . . .	—	—	—	—	—	2,78,35,501	2,88,31,610	3,03,29,562	2,55,04,411	1,83,26,061
Cyprus . . . . .	—	—	—	—	—	..	11,641	..	..	..
Aden and Dependancies . . . . .	—	—	—	—	—	12,830	11,205	854	2,040	1,031
Bahrain Islands . . . . .	—	—	—	—	—	800	785	..	..	2,801
Ceylon . . . . .	—	—	—	—	—	76,325	2,39,865	1,95,026	1,43,399	1,58,661
Straits Settlements ( <i>including Labuan</i> ) . . . . .	—	—	—	—	—	1,86,087	2,15,226	2,26,490	1,83,819	1,47,904
Federated Malay States . . . . .	—	—	—	—	—	13,962	26,511	36,957	7,556	8,181
Hongkong . . . . .	—	—	—	—	—	8,698	31,916	25,165	26,217	1,51,201
Cape of Good Hope . . . . .	—	—	—	—	—	..	235	..	7,060	..
Natal . . . . .	—	—	—	—	—	4,947	13,053	4,991	6,152	2,228
Zanzibar and Pemba . . . . .	—	—	—	—	—	10,061	3,534	2,250	7,753	50
Kenya Colony . . . . .	—	—	—	—	—	6,024	682	6,500	1,545	12,803
Tanganyika Territory . . . . .	—	—	—	—	—	4,820	85	161	972	144
Canada—										
<i>Via Atlantic Coast . . . . .</i>	—	—	—	—	—	3,990	1,395	8,572	34,850	4,209
" <i>Pacific " . . . . .</i>	—	—	—	—	—	250	..	..	294	429
Western Australia . . . . .	—	—	—	—	—	25	25	22	720	..
South Australia ( <i>including Northern Territory</i> ) . . . . .	—	—	—	—	—	277	225	1,498	..	55
Victoria . . . . .	—	—	—	—	—	309	7,564	3,055	11,969	3,522
New South Wales . . . . .	—	—	—	—	—	2,586	3,505	1,19,675	14,552	19,801
Queensland . . . . .	—	—	—	—	—	1,015	757	103	618	142
<i>Australian Commonwealth (Total) . . . . .</i>	—	—	—	—	—	<i>4,218</i>	<i>12,076</i>	<i>1,24,353</i>	<i>27,359</i>	<i>23,520</i>
New Zealand ( <i>including Nauru and Br. Samoa</i> ) . . . . .	—	—	—	—	—	..	2,015	4	5	1,839
Other British Possessions . . . . .	—	—	—	—	—	230	69	153	77	1,000
<b>TOTAL BRITISH EMPIRE</b>	—	—	—	—	—	<b>2,76,18,782</b>	<b>2,94,02,458</b>	<b>3,09,60,036</b>	<b>2,59,54,009</b>	<b>1,88,42,073</b>



No. 13—continued

ARTICLES, AND COUNTRIES OF CONSIGNMENT; ALSO SHARE OF EACH PROVINCE	QUANTITY					VALUE				
	1927-28	1928-29	1929-30	1930-31	1931-32	1927-28	1928-29	1929-30	1930-31	1931-32
Instruments, Apparatus, and Appliances, and parts thereof— continued						R	R	R	R	R
Total value of Instruments, Apparatus, and Appliances, and parts thereof— continued										
Sweden . . . . .	—	—	—	—	—	84,752	40,376	69,928	56,493	56,869
Norway . . . . .	—	—	—	—	—	3,694	1,457	1,016	13,831	2,314
Denmark . . . . .	—	—	—	—	—	8,761	13,848	13,057	17,586	37,842
Germany . . . . .	—	—	—	—	—	57,31,185	65,53,720	77,15,012	75,24,106	61,41,970
Netherlands . . . . .	—	—	—	—	—	15,46,644	15,93,449	18,21,330	16,60,895	14,48,628
Belgium . . . . .	—	—	—	—	—	4,45,529	3,84,334	6,84,052	9,85,491	6,65,714
France . . . . .	—	—	—	—	—	5,67,719	7,87,741	8,42,009	7,29,607	5,65,406
Spain . . . . .	—	—	—	—	—	35	..	344	645	3,072
Switzerland . . . . .	—	—	—	—	—	1,37,254	1,90,654	2,52,871	2,02,426	2,58,660
Italy . . . . .	—	—	—	—	—	9,09,264	13,83,159	15,14,315	9,65,772	6,10,224
Austria . . . . .	—	—	—	—	—	4,82,939	5,19,672	4,19,804	3,91,170	3,11,704
Hungary . . . . .	—	—	—	—	—	..	19,609	37,126	35,414	35,380
Czechoslovakia . . . . .	—	—	—	—	—	1,32,827	1,70,680	2,81,744	2,83,578	3,39,150
Greece . . . . .	—	—	—	—	—	14,247	1,185	675	330	92
Native States in Arabia other than Maskat Terri- tory and Trucial Oman .	—	—	—	—	—	110	160	1,738	420	354
Iraq . . . . .	—	—	—	—	—	27,311	13,020	6,381	3,733	3,066
Persia . . . . .	—	—	—	—	—	2,736	4,363	3,167	10,548	10,100
Java . . . . .	—	—	—	—	—	1,332	5,488	19,323	8,249	1,439
Siam . . . . .	—	—	—	—	—	704	6,205	3,356	2,964	535
China (exclusive of Hong- kong and Macao) . . . . .	—	—	—	—	—	27,204	30,959	27,713	42,469	3,87,724
Japan . . . . .	—	—	—	—	—	5,32,057	7,40,315	12,06,979	9,64,607	8,47,438
Egypt . . . . .	—	—	—	—	—	8,139	1,022	2,016	16,734	5,709
Portuguese East Africa . . . . .	—	—	—	—	—	342	143	719	2,948	3,684
United States of America— Vid Atlantic Coast . . . . .	—	—	—	—	—	62,21,235	72,35,334	78,86,621	78,15,519	62,62,570
„ Pacific „ . . . . .	—	—	—	—	—	1,44,343	64,345	47,980	55,759	76,863
Other Foreign Countries . . . . .	—	—	—	—	—	2,066	1,122	597	1,424	396
<b>TOTAL FOREIGN COUNTRIES</b>						<b>1,70,32,969</b>	<b>1,97,68,360</b>	<b>2,28,59,926</b>	<b>2,17,92,868</b>	<b>1,80,77,503</b>
Share of Bengal . . . . .	—	—	—	—	—	1,96,66,675	2,11,40,525	2,23,34,244	1,96,39,359	1,39,93,737
„ Bombay . . . . .	—	—	—	—	—	1,53,74,960	1,69,13,356	2,00,29,370	1,83,04,301	1,34,33,120
„ Sind . . . . .	—	—	—	—	—	26,33,700	36,95,663	32,10,396	42,90,956	34,53,261
„ Madras . . . . .	—	—	—	—	—	23,02,170	35,62,117	39,46,992	40,35,454	34,98,044
„ Burma . . . . .	—	—	—	—	—	41,74,346	33,59,847	37,43,462	33,76,307	24,86,419
<b>TOTAL</b>						<b>4,46,51,751</b>	<b>4,91,71,313</b>	<b>5,33,19,964</b>	<b>4,77,46,877</b>	<b>3,69,19,531</b>
<b>Ivory—</b>										
<b>Unmanufactured (H. S)—</b>	<b>Lbs.</b>	<b>Lbs.</b>	<b>Lbs.</b>	<b>Lbs.</b>	<b>Lbs.</b>					
United Kingdom . . . . .	113,066	101,787	78,889	84,388	79,240	8,83,717	8,74,213	5,88,345	5,76,994	5,50,795
Aden and Dependencies . . . . .	338	..	2,120	896	865	2,140	..	13,330	4,270	4,005
Federated Malay States . . . . .	893	..	..	..	..	8,000	..	..	..	..
Zanzibar and Pomba . . . . .	23,013	11,171	13,481	10,557	9,554	1,58,539	72,866	83,343	64,105	49,980
Kenya Colony . . . . .	37,344	13,774	19,776	20,768	20,207	2,51,544	94,283	1,22,191	1,17,135	1,21,393
Tanganyika Territory . . . . .	16,531	9,869	2,342	434	3,514	1,21,454	67,060	18,145	2,627	15,536
Anglo-Egyptian Sudan . . . . .	..	173	463	..	..	..	1,200	2,400	..	..
Other British Possessions . . . . .	..	303	300	..	..	..	1,275	200	..	..
<b>TOTAL BRITISH EMPIRE</b>	<b>191,665</b>	<b>137,077</b>	<b>117,871</b>	<b>117,093</b>	<b>113,430</b>	<b>14,30,394</b>	<b>11,10,902</b>	<b>8,28,454</b>	<b>7,65,182</b>	<b>7,42,209</b>
Georgia . . . . .	..	..	..	235	..	..	..	..	1,423	..
Germany . . . . .	54,654	33,004	34,569	42,936	16,774	4,11,643	2,63,314	2,80,589	2,94,022	1,15,448
Netherlands . . . . .	23,787	37,182	43,543	33,259	24,757	1,33,917	3,03,476	3,17,388	2,65,264	1,56,731
Belgium . . . . .	4,428	3,040	2,475	588	3,201	31,035	20,156	17,337	36,345	20,075
France . . . . .	407	490	528	300	107	1,935	3,913	4,200	2,043	1,095
Japan . . . . .	65	..	..	..	..	520	..	..	..	..
Portuguese East Africa . . . . .	164	1,133	166	323	..	1,100	7,370	1,260	2,360	..
Italian East Africa (Somal- land and Eritrea) . . . . .	..	265	60	..	..	..	1,578	385	..	..
United States of America— Vid Atlantic Coast . . . . .	1,336	1,133	314	1,400	..	8,028	8,059	2,193	10,461	..
<b>TOTAL FOREIGN COUNTRIES</b>	<b>84,341</b>	<b>76,297</b>	<b>81,655</b>	<b>89,391</b>	<b>44,339</b>	<b>6,33,178</b>	<b>6,13,366</b>	<b>6,23,352</b>	<b>6,11,913</b>	<b>2,93,349</b>

GENERAL IMPORTS

ARTICLES, AND COUNTRIES OF CONSIGNMENT; ALSO SHARE OF EACH PROVINCE	QUANTITY					VALUE				
	1927-28	1928-29	1929-30	1930-31	1931-32	1927-28	1928-29	1929-30	1930-31	1931-32
<b>Ivory—continued</b>						R	R	R	R	R
<i>Unmanufactured (II. S)—continued</i>	Lbs.	Lbs.	Lbs.	Lbs.	Lbs.					
Share of Bombay . . . . .	276,478	218,122	198,522	206,484	158,393	20,69,032	17,23,363	14,50,826	13,77,050	10,33,603
„ Sind . . . . .	..	..	..	..	1,928	..	..	..	..	1,955
„ Madras . . . . .	..	..	300	..	..	..	5	200	..	..
„ Burma . . . . .	48	252	704	..	..	540	900	980	..	..
<b>TOTAL</b>	<b>276,526</b>	<b>218,374</b>	<b>199,226</b>	<b>206,484</b>	<b>158,319</b>	<b>20,68,572</b>	<b>17,24,268</b>	<b>14,51,806</b>	<b>13,77,050</b>	<b>10,35,558</b>
<b>Manufactured (III. V)—</b>										
United Kingdom . . . . .	—	—	—	—	—	23,855	4,538	4,692	679	5,224
Ceylon . . . . .	—	—	—	—	—	189	28	2,408	445	130
Hongkong . . . . .	—	—	—	—	—	2,333	2,357	5,470	7,464	3,887
Natal . . . . .	—	—	—	—	—	1,467	..	..	..	1
Other British Possessions . . . . .	—	—	—	—	—	510	222	574	837	201
<b>TOTAL BRITISH EMPIRE</b>	<b>—</b>	<b>—</b>	<b>—</b>	<b>—</b>	<b>—</b>	<b>28,304</b>	<b>7,145</b>	<b>13,142</b>	<b>8,925</b>	<b>9,248</b>
Netherlands . . . . .	—	—	—	—	—	1,075	3,014	308	..	..
Italy . . . . .	—	—	—	—	—	..	..	..	1,802	157
Austria . . . . .	—	—	—	—	—	..	..	..	1,610	..
Indo-China (including Cochin China, Cambodia, Annam, Tonkin and French leased Territories in China) . . . . .	—	—	—	—	—	4,747	..	..	..	..
China (exclusive of Hongkong and Macao) . . . . .	—	—	—	—	—	1,161	642	2,258	1,442	1,470
Japan . . . . .	—	—	—	—	—	5,917	12,205	7,653	5,519	1,220
Egypt . . . . .	—	—	—	—	—	4,252	..	..	..	..
United States of America—Vid Atlantic Coast . . . . .	—	—	—	—	—	768	5,590	..	2,662	..
Other Foreign Countries . . . . .	—	—	—	—	—	757	166	52	16	625
<b>TOTAL FOREIGN COUNTRIES</b>	<b>—</b>	<b>—</b>	<b>—</b>	<b>—</b>	<b>—</b>	<b>18,675</b>	<b>21,617</b>	<b>10,269</b>	<b>18,051</b>	<b>3,481</b>
Share of Bengal . . . . .	—	—	—	—	—	3,533	4,034	6,492	4,677	3,290
„ Bombay . . . . .	—	—	—	—	—	33,712	20,990	9,977	16,642	5,577
„ Sind . . . . .	—	—	—	—	—	386	407	173	13	471
„ Madras . . . . .	—	—	—	—	—	1,058	2,346	5,589	495	2,235
„ Burma . . . . .	—	—	—	—	—	3,290	985	1,180	149	1,151
<b>TOTAL</b>	<b>—</b>	<b>—</b>	<b>—</b>	<b>—</b>	<b>—</b>	<b>46,979</b>	<b>28,762</b>	<b>23,411</b>	<b>21,976</b>	<b>12,724</b>
<i>Total value of Ivory</i>	—	—	—	—	—	21,15,551	17,53,030	14,75,217	13,99,026	10,48,232
<b>Jewellery (excluding Imitation Jewellery and Precious stones and pearls, unset), also Plate of Gold and Silver—Jewellery (III. V)*—</b>										
United Kingdom . . . . .	—	—	—	—	—	6,58,606	6,69,894	17,12,129	32,84,439	12,03,232
Aden and Dependencies . . . . .	—	—	—	—	—	..	125	1,339	511	660
Bahrain Islands . . . . .	—	—	—	—	—	15,075	1,140	..	150	100
Ceylon . . . . .	—	—	—	—	—	1,78,574	33,715	20,310	13,560	11,508
Straits Settlements (including Labuan) . . . . .	—	—	—	—	—	31,135	18,141	16,235	7,227	6,722
Federated Malay States . . . . .	—	—	—	—	—	12,164	9,500	6,767	6,179	4,482
Hongkong . . . . .	—	—	—	—	—	915	1,761	3,703	607	2,038
Natal . . . . .	—	—	—	—	—	3,480	7,255	970	210	502
Zanzibar and Pemba . . . . .	—	—	—	—	—	325	1,607	1,307	..	177
Kenya Colony . . . . .	—	—	—	—	—	7,698	11,675	3,443	4,273	6,565
Tanganyika Territory . . . . .	—	—	—	—	—	60	1,275	137	..	92
Canada—Vid Atlantic Coast . . . . .	—	—	—	—	—	57	..	4,071	10	10
„ Pacific „ . . . . .	—	—	—	—	—	..	..	34	..	..
Western Australia . . . . .	—	—	—	—	—	..	..	7	..	..
South Australia (including Northern Territory) . . . . .	—	—	—	—	—	..	..	..	..	..
Victoria . . . . .	—	—	—	—	—	..	40	18	..	..
New South Wales . . . . .	—	—	—	—	—	1,470	80	80	160	..
Queensland . . . . .	—	—	—	—	—	..	135	30	30	..
<i>Australian Commonwealth (Total)</i> . . . . .	—	—	—	—	—	1,603	655	130	190	..
Other British Possessions . . . . .	—	—	—	—	—	295	1,943	622	1,097	32
<b>TOTAL BRITISH EMPIRE</b>	<b>—</b>	<b>—</b>	<b>—</b>	<b>—</b>	<b>—</b>	<b>9,04,938</b>	<b>7,53,786</b>	<b>17,71,197</b>	<b>33,18,453</b>	<b>13,26,145</b>
Germany . . . . .	—	—	—	—	—	49,280	40,502	30,002	58,158	9,118
Netherlands . . . . .	—	—	—	—	—	172	402	2,541	..	670
Belgium . . . . .	—	—	—	—	—	600	3,635	1,157	..	..
France . . . . .	—	—	—	—	—	7,599	46,691	1,78,327	48,520	5,811
Switzerland . . . . .	—	—	—	—	—	2,784	1,434	31,384	11,397	..

\* Inclusive of imports by postal packets referred to Collectors of Customs for assessment;

No. 13—continued

ARTICLES, AND COUNTRIES OF CONSIGNMENT; ALSO SHARE OF EACH PROVINCE	QUANTITY					VALUE				
	1927-28	1928-29	1929-30	1930-31	1931-32	1927-28	1928-29	1929-30	1930-31	1931-32
						R	R	R	R	R
<b>Jewellery (excluding Imitation Jewellery and Precious stones and pearls, unset) also Plate of Gold and Silver—continued</b>										
<i>Jewellery (III. V)*—continued</i>										
Italy . . . . .	—	—	—	—	—	2,913	350	7,269	1,128	2,691
Czechoslovakia . . . . .	—	—	—	—	—	18,881	12,417	6,031	114	172
Maskat Territory and Trucial Oman . . . . .	—	—	—	—	—	..	..	..	1,429	55
Other Native States in Arabia . . . . .	—	—	—	—	—	350	16	..	2,596	230
Iraq . . . . .	—	—	—	—	—	457	1,373	849	445	1,000
China (exclusive of Hong-kong and Macao) . . . . .	—	—	—	—	—	7,480	1,735	915	1,205	714
Japan . . . . .	—	—	—	—	—	5,486	1,789	4,457	2,908	787
Egypt . . . . .	—	—	—	—	—	11,200	263	1,121	463	685
Portuguese East Africa . . . . .	—	—	—	—	—	215	2,838	950	..	343
United States of America— Vid Atlantic Coast . . . . .	—	—	—	—	—	39,809	38,037	13,341	5,012	622
" Pacific " . . . . .	—	—	—	—	—	19	2,588	..	86	..
Other Foreign Countries . . . . .	—	—	—	—	—	1,020	985	1,048	1,980	478
<b>TOTAL FOREIGN COUNTRIES</b>	—	—	—	—	—	1,48,165	1,55,084	2,85,292	1,35,434	22,876
<i>Share of Bengal</i>	—	—	—	—	—	4,81,340	3,76,352	2,76,540	1,18,946	1,14,906
" Bombay . . . . .	—	—	—	—	—	3,10,405	3,48,712	15,37,928	31,37,354	11,68,388
" Sind . . . . .	—	—	—	—	—	45,914	76,132	35,164	15,059	34,511
" Madras . . . . .	—	—	—	—	—	1,51,382	73,129	45,646	28,407	32,915
" Burma . . . . .	—	—	—	—	—	64,462	39,545	1,51,211	1,03,621	12,301
<b>TOTAL</b>	—	—	—	—	—	10,53,108	9,13,870	20,56,489	34,58,887	18,49,021
<b>Plate of Gold and Silver (III. V)—</b>										
United Kingdom . . . . .	—	—	—	—	—	4,44,297	4,44,777	4,47,648	3,93,019	3,65,452
Ceylon . . . . .	—	—	—	—	—	92,950	6,872	11,154	4,132	6,400
Straits Settlements (including Labuan) . . . . .	—	—	—	—	—	3,328	30,565	8,400	5,351	55,426
Hongkong . . . . .	—	—	—	—	—	16,689	23,160	17,622	12,442	21,588
Natal . . . . .	—	—	—	—	—	245	1,033	4,280	1,052	..
Kenya Colony . . . . .	—	—	—	—	—	2,968	2,257	1,774	1,542	200
Tanganyika Territory . . . . .	—	—	—	—	—	..	1,155	..	..	..
Canada— Vid Atlantic Coast . . . . .	—	—	—	—	—	..	..	..	1,505	218
Other British Possessions . . . . .	—	—	—	—	—	810	780	567	796	759
<b>TOTAL BRITISH EMPIRE</b>	—	—	—	—	—	5,61,787	5,10,599	4,91,440	4,19,389	4,49,938
Denmark . . . . .	—	—	—	—	—	..	36	20	1,825	9
Germany . . . . .	—	—	—	—	—	33,187	39,303	10,466	17,472	5,892
Netherlands . . . . .	—	—	—	—	—	18	..	30	..	1,451
Belgium . . . . .	—	—	—	—	—	118	1,568	71	835	..
France . . . . .	—	—	—	—	—	23,898	46,035	16,218	4,023	70,139
Italy . . . . .	—	—	—	—	—	2,964	1,560	..	9,272	11,486
Austria . . . . .	—	—	—	—	—	479	334	160	1,751	81
Czechoslovakia . . . . .	—	—	—	—	—	8,660	17,269	8,014	7,527	..
China (exclusive of Hong-kong and Macao) . . . . .	—	—	—	—	—	17,648	10,477	12,398	2,166	10,634
Japan . . . . .	—	—	—	—	—	1,781	3,415	4,167	11,831	5,009
Egypt . . . . .	—	—	—	—	—	5,946	1,698	19,722	..	1,315
United States of America— Vid Atlantic Coast . . . . .	—	—	—	—	—	12,998	13,987	4,139	2,305	4,381
" Pacific " . . . . .	—	—	—	—	—	30	125	140	..	6,583
Other Foreign Countries . . . . .	—	—	—	—	—	1,860	1,691	1,448	1,312	1,905
<b>TOTAL FOREIGN COUNTRIES</b>	—	—	—	—	—	1,09,082	1,37,448	76,988	60,420	1,18,835

\* Inclusive of imports by postal packets referred to Collectors of Customs for assessment.

GENERAL IMPORTS

( 246 )

No. 13—continued

ARTICLES, AND COUNTRIES OF CONSIGNMENT; ALSO SHARE OF EACH PROVINCE	QUANTITY					VALUE				
	1927-28	1928-29	1929-30	1930-31	1931-32	1927-28	1928-29	1929-30	1930-31	1931-32
						R	R	R	R	R
<i>Jewellery (excluding Imitation Jewellery and Precious stones and pearls, unset), also Plate of Gold and Silver—continued</i>										
<i>Plate of Gold and Silver (III. V)—continued</i>										
<i>Share of Bengal . . . . .</i>	—	—	—	—	—	65,986	94,216	37,268	61,392	77,232
<i>„ Bombay . . . . .</i>	—	—	—	—	—	3,72,919	3,38,477	3,73,583	2,02,374	3,38,400
<i>„ Sind . . . . .</i>	—	—	—	—	—	49,459	44,555	22,122	31,452	99,743
<i>„ Madras . . . . .</i>	—	—	—	—	—	32,391	27,579	32,133	76,112	14,928
<i>„ Burma . . . . .</i>	—	—	—	—	—	1,50,121	1,53,220	1,03,322	1,09,179	38,515
<b>TOTAL</b>	—	—	—	—	—	6,70,869	6,48,047	5,68,428	4,80,809	5,68,818
<i>Total value of Jewellery (excluding Imitation Jewellery and Precious stones and pearls, unset), also Plate of Gold and Silver—</i>										
<i>United Kingdom . . . . .</i>	—	—	—	—	—	11,02,908	11,14,771	21,59,772	86,77,458	16,58,684
<i>Aden and Dependencies . . . . .</i>	—	—	—	—	—	680	193	1,354	526	921
<i>Bahrain Islands . . . . .</i>	—	—	—	—	—	15,075	1,160	..	150	100
<i>Ceylon . . . . .</i>	—	—	—	—	—	2,66,524	40,587	31,464	17,742	17,908
<i>Straits Settlements (including Labuan) . . . . .</i>	—	—	—	—	—	34,964	48,706	24,635	12,578	62,148
<i>Federated Malay States . . . . .</i>	—	—	—	—	—	12,164	9,500	6,707	6,179	4,890
<i>Hongkong . . . . .</i>	—	—	—	—	—	17,604	24,921	21,325	13,049	23,596
<i>Natal . . . . .</i>	—	—	—	—	—	3,675	8,288	5,250	1,262	502
<i>Zanzibar and Pemba . . . . .</i>	—	—	—	—	—	435	1,946	1,307	40	177
<i>Kenya Colony . . . . .</i>	—	—	—	—	—	10,666	19,923	5,217	5,815	6,765
<i>Tanganyika Territory . . . . .</i>	—	—	—	—	—	60	2,480	137	..	92
<i>Mauritius and Dependencies</i>	—	—	—	—	—	15	760	10	1,461	22
<i>Canada—</i>										
<i>Via Atlantic Coast . . . . .</i>	—	—	—	—	—	57	..	4,071	1,315	223
<i>„ Pacific „ . . . . .</i>	—	—	—	—	—	..	..	34	..	..
<i>Western Australia . . . . .</i>	—	—	—	—	—	..	..	7	..	..
<i>South Australia (including Northern Territory) . . . . .</i>	—	—	—	—	—	..	40	539	..	..
<i>Victoria . . . . .</i>	—	—	—	—	—	1,470	80	100	160	15
<i>New South Wales . . . . .</i>	—	—	—	—	—	..	135	36	30	75
<i>Queensland . . . . .</i>	—	—	—	—	—	133	400	..	..	..
<i>Australian Commonwealth (Total) . . . . .</i>	—	—	—	—	—	1,603	656	632	199	90
<i>Other British Possessions . . . . .</i>	—	—	—	—	—	300	1,586	612	377	10
<b>TOTAL BRITISH EMPIRE</b>	—	—	—	—	—	14,66,725	12,69,385	22,62,637	37,38,342	17,76,128
<i>Denmark . . . . .</i>	—	—	—	—	—	..	36	20	1,825	9
<i>Germany . . . . .</i>	—	—	—	—	—	82,467	79,805	40,468	75,630	15,010
<i>Netherlands . . . . .</i>	—	—	—	—	—	190	402	2,571	..	2,121
<i>Belgium . . . . .</i>	—	—	—	—	—	718	5,203	1,223	885	..
<i>France . . . . .</i>	—	—	—	—	—	31,497	92,723	1,94,540	52,543	75,450
<i>Switzerland . . . . .</i>	—	—	—	—	—	2,734	1,436	31,718	11,412	..
<i>Italy . . . . .</i>	—	—	—	—	—	5,877	1,916	7,269	10,400	14,177
<i>Austria . . . . .</i>	—	—	—	—	—	969	591	360	2,248	457
<i>Czechoslovakia . . . . .</i>	—	—	—	—	—	27,491	29,686	14,045	7,641	172
<i>Maskat Territory and Trucial Oman . . . . .</i>	—	—	—	—	—	..	..	..	1,429	75
<i>Other Native States in Arabia . . . . .</i>	—	—	—	—	—	450	37	..	2,596	865
<i>Iraq . . . . .</i>	—	—	—	—	—	1,035	1,423	1,438	1,210	1,526
<i>China (exclusive of Hongkong and Macao) . . . . .</i>	—	—	—	—	—	25,128	12,212	13,313	3,371	11,348
<i>Japan . . . . .</i>	—	—	—	—	—	7,267	5,204	8,624	14,783	5,796
<i>Egypt . . . . .</i>	—	—	—	—	—	17,146	1,961	20,843	463	2,000
<i>Portuguese East Africa . . . . .</i>	—	—	—	—	—	575	3,059	950	337	743
<i>United States of America—</i>										
<i>Via Atlantic Coast . . . . .</i>	—	—	—	—	—	52,802	52,024	22,480	7,318	5,003
<i>„ Pacific „ . . . . .</i>	—	—	—	—	—	49	2,713	140	85	6,588
<i>Other Foreign Countries . . . . .</i>	—	—	—	—	—	852	2,101	2,273	1,678	426
<b>TOTAL FOREIGN COUNTRIES</b>	—	—	—	—	—	2,57,247	2,92,532	3,62,230	1,95,854	1,41,711

No. 13—continued

ARTICLES, AND COUNTRIES OF CONSIGNMENT; ALSO SHARE OF EACH PROVINCE	QUANTITY					VALUE				
	1927-28	1928-29	1929-30	1930-31	1931-32	1927-28	1928-29	1929-30	1930-31	1931-32
Jewellery (excluding Imitation Jewellery and Precious stones and pearls, unset), also Plate of Gold and Silver—concluded						R	R	R	R	R
Total value of Jewellery (excluding Imitation Jewellery and Precious stones and pearls, unset), also Plate of Gold and Silver—continued)										
Share of Bengal . . . . .	—	—	—	—	—	5,47,826	4,70,568	3,13,808	1,80,138	1,92,138
„ Bombay . . . . .	—	—	—	—	—	6,83,317	6,77,189	19,21,511	33,90,228	16,02,288
„ Sind . . . . .	—	—	—	—	—	94,473	1,20,687	57,286	46,511	1,34,254
„ Madras . . . . .	—	—	—	—	—	1,83,773	1,00,708	77,779	1,04,519	37,843
„ Burma . . . . .	—	—	—	—	—	2,14,533	1,92,765	2,54,533	2,12,800	51,316
TOTAL . . . . .	—	—	—	—	—	17,23,972	15,61,917	26,24,917	39,34,196	19,17,839
Lac— Shell and Seed (H. D)—	Cwts.	Cwts.	Cwts.	Cwts.	Cwts.					
United Kingdom . . . . .	..	..	17	..	..	..	..	1,175	..	..
Straits Settlements (including Labuan) . . . . .	22,788	22,265	76,359	23,270	6,990	20,45,957	16,21,129	50,68,197	8,03,327	1,66,086
Federated Malay States . . . . .	..	8	32	..	..	..	558	2,350	..	..
Hongkong . . . . .	544	..	..	..	..	58,440	..	..	..	..
Other British Possessions . . . . .	..	..	..	18	..	..	..	..	652	..
TOTAL BRITISH EMPIRE . . . . .	23,332	22,278	76,408	23,288	6,990	21,04,397	16,21,687	50,71,722	8,03,979	1,66,086
Germany . . . . .	..	..	30	..	..	..	..	2,000	..	..
China (exclusive of Hongkong and Macao) . . . . .	..	..	193	..	..	..	..	13,216	..	..
Japan . . . . .	..	..	102	..	..	..	..	6,715	..	..
United States of America— Via Atlantic Coast . . . . .	..	..	..	..	183	..	..	..	..	10,733
Other Foreign Countries . . . . .	2	..	13	17	..	207	..	795	200	..
TOTAL FOREIGN COUNTRIES . . . . .	2	..	338	17	183	207	..	22,728	200	10,733
Share of Bengal . . . . .	23,002	21,927	76,214	22,339	6,754	20,77,293	15,99,516	50,30,140	7,69,082	1,62,500
„ Bombay . . . . .	210	39	274	393	393	16,741	4,640	17,242	32,457	13,532
„ Madras . . . . .	122	257	257	73	26	10,565	17,532	16,991	2,640	737
„ Burma . . . . .	..	..	1	..	..	..	..	75	..	..
TOTAL . . . . .	23,334	22,278	76,746	23,305	7,178	21,04,604	16,21,687	50,94,448	8,04,179	1,76,819
Shell and Button (H. D)— United Kingdom . . . . .	Cwts. 14	Cwts. 7	Cwts. 4	Cwts. 2	Cwts. ..	2,728	1,332	550	318	..
Ceylon . . . . .	..	1	..	..	..	..	100	..	..	..
Straits Settlements (including Labuan) . . . . .	..	15	1	18	..	..	2,052	190	946	..
TOTAL BRITISH EMPIRE . . . . .	14	23	5	20	..	2,728	3,484	740	1,264	..
China (exclusive of Hongkong and Macao) . . . . .	..	..	7	..	..	..	..	1,000	..	..
Japan . . . . .	..	..	3	12	..	462	..	408	1,204	..
United States of America— Via Atlantic Coast . . . . .	71	31	73	3	8	3,984	6,040	5,294	507	1,024
Other Foreign Countries . . . . .	3	..	4	..	3	462	..	600	..	272
TOTAL FOREIGN COUNTRIES . . . . .	75	31	87	15	11	4,878	6,040	7,302	1,711	1,296
Share of Bengal . . . . .	16	18	33	33	3	3,095	2,653	4,168	2,468	272
„ Bombay . . . . .	67	47	6	..	..	3,991	2,657	432	..	..
„ Sind . . . . .	2	..	..	..	..	262	..	..	..	..
„ Madras . . . . .	4	23	43	3	8	151	3,016	2,450	507	1,024
„ Burma . . . . .	..	11	10	..	..	107	1,193	997	..	..
TOTAL . . . . .	89	104	92	35	11	7,606	9,524	8,042	2,975	1,296
Other kinds (excluding Lac-dye) (H. D)—	Cwts.	Cwts.	Cwts.	Cwts.	Cwts.					
United Kingdom . . . . .	..	..	..	..	1	..	..	..	..	118
Germany . . . . .	..	..	20	..	..	..	..	1,350	..	..
Other Foreign Countries . . . . .	6	14	..	..	..	521	665	..	..	..
TOTAL FOREIGN COUNTRIES . . . . .	6	14	20	..	..	521	665	1,350	..	..
Share of Bombay . . . . .	6	..	..	..	..	345	..	..	..	..
„ Sind . . . . .	..	..	20	..	1	..	..	1,350	..	118
„ Madras . . . . .	..	13	..	..	..	176	610	..	..	..
„ Burma . . . . .	..	1	..	..	..	..	55	..	..	..
TOTAL . . . . .	6	14	20	..	1	521	665	1,350	..	118
Total Lac— BRITISH EMPIRE . . . . .	Cwts. 23,346	Cwts. 22,296	Cwts. 76,413	Cwts. 23,308	Cwts. 6,991	21,07,125	16,25,171	50,72,462	8,05,243	1,66,204
FOREIGN COUNTRIES . . . . .	83	95	445	32	194	5,606	6,705	31,378	1,911	12,029
TOTAL . . . . .	23,429	22,391	76,858	23,340	7,185	21,12,731	16,31,876	51,03,840	8,07,154	1,78,233

ARTICLES, AND COUNTRIES OF CONSIGNMENT; ALSO SHARE OF EACH PROVINCE	QUANTITY					VALUE				
	1927-28	1928-29	1929-30	1930-31	1931-32	1927-28	1928-29	1929-30	1930-31	1931-32
	Tons	Tons	Tons	Tons	Tons	R	R	R	R	R
<b>Leather—</b>										
<i>Hides, tanned or dressed (III. I)—</i>										
United Kingdom . . . . .	17	31	54	10	4	1,75,914	2,12,432	2,04,805	59,093	46,547
Aden and Dependencies . . . . .	..	..	1	5	..	..	..	1,000	4,000	..
Ceylon . . . . .	73	83	45	34	35	1,21,981	1,25,386	71,662	51,034	33,420
Straits Settlements (including Labuan) . . . . .	1	1	..	..	..	3,644	6,763	1,587	1,202	54
Victoria . . . . .	5	..	..	..	..	12,730	58	324	..	502
New South Wales . . . . .	2	1	..	..	1	4,007	2,335	1,809	515	1,935
Australian Commonwealth (Total) . . . . .	7	1	..	..	1	16,737	2,393	2,133	515	2,437
Other British Possessions . . . . .	..	..	..	..	..	..	..	600	2	875
<b>TOTAL BRITISH EMPIRE</b> . . . . .	<b>98</b>	<b>116</b>	<b>100</b>	<b>49</b>	<b>40</b>	<b>2,18,276</b>	<b>3,46,974</b>	<b>2,81,787</b>	<b>1,15,846</b>	<b>88,333</b>
Germany . . . . .	..	..	..	..	..	..	1,463	3,963	9,300	9,278
Netherlands . . . . .	..	..	..	..	..	..	4,052	1,190	2,722	..
France . . . . .	..	..	..	1	..	..	..	..	10,939	..
Italy . . . . .	..	..	..	..	..	2,643	..	..	..	..
Czechoslovakia . . . . .	..	..	..	..	..	..	..	..	6,332	..
Iraq . . . . .	..	..	3	..	..	..	..	4,200	312	870
Egypt . . . . .	..	..	..	1	..	..	..	..	1,360	..
United States of America—										
<i>Via Atlantic Coast</i> . . . . .	..	2	1	9	6	32,494	35,261	46,582	1,11,240	50,018
Other Foreign Countries . . . . .	..	..	..	..	..	..	797	226	865	107
<b>TOTAL FOREIGN COUNTRIES</b> . . . . .	<b>..</b>	<b>2</b>	<b>4</b>	<b>11</b>	<b>6</b>	<b>35,137</b>	<b>41,573</b>	<b>56,111</b>	<b>1,48,120</b>	<b>60,273</b>
Share of Bengal . . . . .	3	13	10	2	..	44,330	37,379	60,015	15,303	3,195
" Bombay . . . . .	2	12	45	21	3	36,960	99,296	1,39,923	1,70,048	34,595
" Sind . . . . .	7	2	..	1	..	63,760	21,469	3,139	3,456	..
" Madras . . . . .	77	37	47	36	37	1,47,203	1,55,415	95,958	56,263	51,171
" Burma . . . . .	9	4	2	..	1	55,310	24,689	38,363	13,396	4,345
<b>TOTAL</b> . . . . .	<b>98</b>	<b>118</b>	<b>104</b>	<b>60</b>	<b>46</b>	<b>3,53,413</b>	<b>3,88,547</b>	<b>3,37,898</b>	<b>2,58,966</b>	<b>1,48,606</b>
<b>Skins, tanned or dressed (III. I)—</b>										
United Kingdom . . . . .	11	17	17	11	9	1,20,685	1,72,300	2,08,222	1,10,151	88,002
Aden and Dependencies . . . . .	..	..	1	..	..	..	..	2,000	..	18
Ceylon . . . . .	..	1	3	1	..	1,096	2,895	5,277	442	145
Straits Settlements (including Labuan) . . . . .	..	..	..	..	..	13,181	150	1,384	2,960	260
Hongkong . . . . .	..	..	..	..	..	..	..	..	..	1,000
Canada—										
<i>Via Atlantic Coast</i> . . . . .	..	..	..	..	..	..	..	..	..	3,313
Western Australia . . . . .	1	..	..	..	..	1,470	..	172	..	..
Victoria . . . . .	..	..	..	..	..	1,158	..	35	..	6
New South Wales . . . . .	2	..	..	..	..	3,584	..	..	1,000	..
Australian Commonwealth (Total) . . . . .	3	..	..	..	..	6,212	..	207	1,000	6
Other British Possessions . . . . .	..	..	..	..	..	1,275	1,570	921	1,189	1,079
<b>TOTAL BRITISH EMPIRE</b> . . . . .	<b>14</b>	<b>18</b>	<b>21</b>	<b>12</b>	<b>9</b>	<b>1,42,449</b>	<b>1,76,915</b>	<b>2,18,011</b>	<b>1,15,742</b>	<b>94,323</b>
Germany . . . . .	..	2	3	3	12	24,172	49,712	78,200	78,441	1,76,345
Netherlands . . . . .	..	..	3	..	2	2,286	17,546	45,281	4,094	20,446
Belgium . . . . .	..	1	..	..	..	3,414	13,405	..	..	..
France . . . . .	..	..	..	..	..	639	4,945	1,163	4,358	10,881
Italy . . . . .	..	..	..	..	1	2,913	1,078	2,638	2,929	16,564
Austria . . . . .	..	..	..	..	..	..	..	2,034	221	7,053
Czechoslovakia . . . . .	..	..	..	..	..	..	..	677	..	14,404
Iraq . . . . .	..	..	1	..	..	..	..	1,278	200	..
Persia . . . . .	2	1	4	1	1	1,714	2,102	3,270	1,522	1,506
China (exclusive of Hongkong and Macao) . . . . .	..	..	..	..	..	..	..	800	4,433	5,461
United States of America—										
<i>Via Atlantic Coast</i> . . . . .	11	13	67	24	40	1,92,908	2,40,172	3,67,348	3,10,028	4,48,280
" Pacific " . . . . .	1	..	..	..	..	3,500	341	5,454	..	..
Other Foreign Countries . . . . .	..	..	..	..	..	..	992	36	31	2,032
<b>TOTAL FOREIGN COUNTRIES</b> . . . . .	<b>14</b>	<b>17</b>	<b>138</b>	<b>28</b>	<b>56</b>	<b>2,31,516</b>	<b>3,30,293</b>	<b>5,13,229</b>	<b>4,06,757</b>	<b>7,03,877</b>

No. 13—continued

ARTICLES, AND COUNTRIES OF CONSIGNMENT; ALSO SHARE OF EACH PROVINCE	QUANTITY					VALUE				
	1927-28	1928-29	1929-30	1930-31	1931-32	1927-28	1928-29	1929-30	1930-31	1931-32
<b>Leather—continued</b> <i>Skins, tanned or dressed</i> <i>(III. I)—continued</i>						R	R	R	R	R
	Tons	Tons	Tons	Tons	Tons					
<i>Share of Bengal</i> . . . . .	4	..	3	1	10	53,196	26,311	64,368	24,072	1,32,178
<i>" Bombay</i> . . . . .	15	25	40	32	52	2,16,978	3,46,134	4,86,906	4,31,531	6,17,676
<i>" Sind</i> . . . . .	..	1	2	2	1	7,049	12,994	38,188	26,456	13,227
<i>" Madras</i> . . . . .	1	8	54	2	1	19,656	79,709	1,13,971	8,673	13,601
<i>" Burma</i> . . . . .	8	1	..	3	1	77,216	41,560	22,808	31,762	20,918
<b>TOTAL</b>	28	35	99	40	65	3,78,995	5,07,208	7,31,240	5,22,499	7,97,600
<b>Total Hides and Skins</b>	Tons 126	Tons 153	Tons 203	Tons 100	Tons 111	7,27,408	8,95,755	10,69,138	7,81,465	9,46,206
<b>Unwrought (III. I)—</b>	Cwts.	Cwts.	Cwts.	Cwts.	Cwts.					
United Kingdom	1,615	1,134	2,699	2,409	3,412	4,30,779	3,13,259	2,87,879	1,76,355	1,85,478
Straits Settlements (including Labuan)	4	16	3	6	1	2,249	12,795	1,994	3,036	350
Canada—										
<i>Via Atlantic Coast</i> . . . . .	..	..	3	..	2	..	..	2,024	..	900
Victoria . . . . .	8	1	1	..	..	2,485	431	347	..	..
New South Wales . . . . .	..	..	..	..	5	..	..	..	..	533
<i>Australian Commonwealth</i> <i>(Total)</i> . . . . .	8	1	1	..	6	2,485	431	347	..	533
Other British Possessions . . . . .	..	..	..	..	..	74	120	..	3	10
<b>TOTAL BRITISH EMPIRE</b>	1,627	1,151	2,706	2,415	3,420	4,35,587	3,26,605	2,92,244	1,80,294	1,87,271
Germany . . . . .	52	69	109	53	348	41,178	56,063	51,863	37,188	39,620
Netherlands . . . . .	23	19	228	21	3	10,185	17,407	30,752	7,956	4,215
Belgium . . . . .	8	6	3	..	..	8,068	6,453	1,126	..	34
France . . . . .	4	5	2	1	3	2,287	2,181	1,884	608	2,436
Italy . . . . .	115	2	3	..	38	3,550	691	862	..	16,556
Austria . . . . .	..	..	2	..	2	..	..	1,318	..	884
Czechoslovakia . . . . .	2	..	..	12	24	2,480	..	..	9,565	3,443
Iraq (a) . . . . .	9	..	..	11	..	3,501	..	27	2,736	..
Persia . . . . .	14	3	31	16	3	1,621	247	3,057	894	114
Japan . . . . .	1	1	1	3	..	130	50	190	1,940	..
United States of America— <i>Via Atlantic Coast</i> . . . . .	4,863	4,611	10,115	7,524	477	6,80,711	7,89,689	8,76,311	5,73,432	2,53,264
<i>" Pacific "</i> . . . . .	..	3	..	..	..	..	2,180	..	..	..
Other Foreign Countries . . . . .	1	..	..	3	1	844	..	9	411	226
<b>TOTAL FOREIGN COUNTRIES</b>	5,092	4,719	10,494	7,649	899	7,54,055	8,74,961	9,67,389	6,34,728	3,20,792
<i>Share of Bengal</i> . . . . .	1,922	1,438	1,644	970	554	6,34,257	6,91,990	8,18,095	5,34,292	2,34,243
<i>" Bombay</i> . . . . .	1,120	1,055	437	150	251	3,50,252	3,94,704	1,93,065	47,492	96,933
<i>" Sind</i> . . . . .	83	92	76	182	86	40,771	49,227	32,417	66,076	41,639
<i>" Madras</i> . . . . .	3,576	3,269	10,991	8,713	3,399	1,06,857	54,857	1,91,114	1,44,570	20,839
<i>" Burma</i> . . . . .	18	16	52	49	29	7,505	10,788	19,942	23,492	14,359
<b>TOTAL</b>	6,719	5,870	13,200	10,064	4,319	11,89,642	12,01,566	12,59,633	8,15,022	4,58,063
<b>Leather cloth (including artificial leather (III. I))—</b>	Sq. yards	Sq. yards	Sq. yards	Sq. yards	Sq. yards					
United Kingdom . . . . .	156,464	146,952	227,040	117,565	235,158	2,44,847	2,42,131	3,77,888	1,76,236	2,50,848
Germany . . . . .	13,515	32,057	56,471	64,213	18,933	10,387	18,081	37,160	46,155	18,860
Netherlands . . . . .	..	..	..	4,055	..	..	..	..	3,462	..
France . . . . .	..	500	2,531	907	16,594	..	734	2,796	923	12,331
Italy . . . . .	13,511	5,997	6,043	927	13,004	21,880	11,277	7,196	998	9,665
Austria . . . . .	..	1,282	5,586	2,570	17,145	..	1,716	3,660	3,053	12,327
Czechoslovakia . . . . .	..	756	2,610	4,066	18,980	..	411	2,396	3,666	15,561
China (exclusive of Hongkong and Macao) . . . . .	..	..	..	570	..	..	..	..	1,024	..
United States of America— <i>Via Atlantic Coast</i> . . . . .	105,039	92,994	119,351	221,641	120,249	1,30,978	1,42,648	1,51,438	1,25,905	84,163
Other Foreign Countries . . . . .	..	483	40	735	585	..	897	40	558	453
<b>TOTAL FOREIGN COUNTRIES</b>	182,065	134,069	192,632	299,684	205,495	1,60,240	1,76,364	2,09,636	1,66,242	1,53,860

GENERAL IMPORTS

( 250 )

No. 13—continued

ARTICLES AND COUNTRIES OF CONSIGNMENT; ALSO SHARE OF EACH PROVINCE	QUANTITY					VALUE				
	1927-28	1928-29	1929-30	1930-31	1931-32	1927-28	1928-29	1929-30	1930-31	1931-32
<b>Leather—continued</b>										
<i>Leather Cloth (including artificial leather) (III. I)</i> —continued	Sq. yards	Sq. yards	Sq. yards	Sq. yards	Sq. yards	₹	₹	₹	₹	₹
Share of Bengal . . . . .	85,826	101,224	160,858	74,429	98,947	1,44,152	1,21,980	2,30,188	91,099	99,455
.. Bombay . . . . .	134,991	129,807	176,076	147,337	203,850	1,65,894	1,86,989	1,92,200	1,54,455	1,97,282
.. Sind . . . . .	25,033	16,134	28,692	172,125	115,829	28,003	27,085	31,634	77,009	78,660
.. Madras . . . . .	15,508	22,375	28,201	10,226	10,309	41,580	66,578	48,801	20,037	17,824
.. Burma . . . . .	27,123	8,981	25,845	13,132	11,818	34,458	15,363	34,751	19,878	11,437
<b>TOTAL</b> . . . . .	<b>288,529</b>	<b>281,021</b>	<b>419,672</b>	<b>417,249</b>	<b>440,653</b>	<b>4,14,087</b>	<b>4,18,495</b>	<b>5,87,574</b>	<b>3,62,478</b>	<b>4,04,708</b>
<b>Manufactures (excluding boots and shoes and belting for machinery)—</b>										
<b>Bags and trunks (III. I)—</b>	Cwts.	Cwts.	Cwts.	Cwts.	Cwts.					
United Kingdom . . . . .	282	295	245	149	120	92,080	1,04,197	88,818	44,058	68,970
Straits Settlements (including Labuan) . . . . .	9	5	14	3	5	3,492	1,301	3,769	1,579	982
Hongkong . . . . .	12	10	12	39	23	4,006	2,696	3,535	5,589	3,825
Other British Possessions . . . . .	2	—	1	1	1	941	137	372	385	1,014
<b>TOTAL BRITISH EMPIRE</b> . . . . .	<b>305</b>	<b>310</b>	<b>272</b>	<b>192</b>	<b>149</b>	<b>1,00,519</b>	<b>1,08,331</b>	<b>96,489</b>	<b>52,511</b>	<b>68,691</b>
<b>Germany</b> . . . . .	31	45	83	34	42	12,304	16,516	25,223	15,401	18,454
<b>Netherlands</b> . . . . .	—	—	—	—	10	5	89	35	—	2,692
<b>France</b> . . . . .	16	30	1	2	2	6,982	13,570	2,849	776	548
<b>Switzerland</b> . . . . .	—	2	—	—	—	—	3,020	—	—	—
<b>Italy</b> . . . . .	4	2	1	4	—	1,912	590	443	1,888	—
<b>Austria</b> . . . . .	6	1	17	9	—	4,688	698	1,289	3,485	212
<b>China (exclusive of Hongkong and Macao)</b> . . . . .	27	8	3	3	3	3,695	3,278	989	394	713
<b>Japan</b> . . . . .	52	17	39	23	10	20,355	12,545	13,630	9,266	3,519
<b>United States of America—</b>										
<b>Via Atlantic Coast</b> . . . . .	25	13	8	5	—	7,468	3,605	2,834	2,118	662
<b>.. Pacific</b> . . . . .	—	—	—	—	—	12	—	—	—	—
<b>Other Foreign Countries</b> . . . . .	1	4	—	—	—	400	1,601	182	97	223
<b>TOTAL FOREIGN COUNTRIES</b> . . . . .	<b>162</b>	<b>122</b>	<b>152</b>	<b>80</b>	<b>67</b>	<b>57,821</b>	<b>55,572</b>	<b>47,474</b>	<b>33,419</b>	<b>27,023</b>



No. 13—continued

ARTICLES, AND COUNTRIES OF CONSIGNMENT; ALSO SHARE OF EACH PROVINCE	QUANTITY					VALUE				
	1927-28	1928-29	1929-30	1930-31	1931-32	1927-28	1928-29	1929-30	1930-31	1931-32
<i>Leather—continued</i>						R	R	R	R	R
<i>Manufactures (excluding boots and shoes and belting for machinery)—continued</i>										
Bags and trunks (III. I)— <i>continued</i>	Cwts.	Cwts.	Cwts.	Cwts.	Cwts.					
Share of Bengal . . . . .	87	52	51	43	29	35,412	21,936	20,160	13,737	14,204
„ Bombay . . . . .	168	198	180	108	109	49,200	67,143	53,612	38,392	47,495
„ Sind . . . . .	46	34	66	33	33	19,244	16,831	19,881	3,412	31,596
„ Madras . . . . .	11	17	26	10	9	3,317	9,728	13,345	6,606	6,163
„ Burma . . . . .	165	131	101	78	36	46,267	43,215	36,975	13,783	6,267
TOTAL . . . . .	467	432	424	272	216	1,53,340	1,63,903	1,43,963	85,980	95,714
Pickers (III. I)—	Cwts.	Cwts.	Cwts.	Cwts.	Cwts.					
United Kingdom . . . . .	4,056	4,049	3,743	2,721	2,425	8,19,761	7,35,673	6,93,415	3,69,964	3,76,571
Ceylon . . . . .	..	16	1	..	..	..	193	90	..	..
TOTAL BRITISH EMPIRE . . . . .	4,056	4,065	3,744	2,721	2,425	8,19,761	7,35,866	6,93,505	3,69,964	3,76,571
Germany . . . . .	13	38	15	46	125	2,448	4,876	2,223	7,532	18,249
Netherlands . . . . .	504	401	346	346	278	81,165	70,199	63,501	61,966	49,402
Belgium . . . . .	83	121	22	4	28	10,883	20,432	2,737	965	3,950
France . . . . .	17	4	37	17	19	2,334	562	5,807	2,555	2,444
Italy . . . . .	9	..	4	3	1	1,340	..	626	429	103
Austria . . . . .	68	77	6	36	37	9,870	12,143	936	5,214	4,956
Czechoslovakia . . . . .	..	8	..	17	32	..	1,840	..	2,522	4,662
Other Foreign Countries . . . . .	..	1	..	..	8	..	142	..	20	976
TOTAL FOREIGN COUNTRIES . . . . .	694	645	430	469	523	1,08,040	1,10,199	75,830	81,203	84,742
Share of Bengal . . . . .	1,429	1,331	1,338	1,446	481	2,42,166	3,01,503	2,12,375	1,44,100	72,981
„ Bombay . . . . .	3,321	2,879	2,336	1,744	2,471	6,85,635	5,44,562	5,56,960	3,07,067	3,87,460
„ Burma . . . . .	..	..	..	..	1	..	..	..	..	872
TOTAL . . . . .	4,750	4,710	4,174	3,190	2,953	9,27,801	8,46,065	7,69,335	4,51,167	4,61,313
Picking bands and straps (III. I)—	Cwts.	Cwts.	Cwts.	Cwts.	Cwts.					
United Kingdom . . . . .	2,909	2,234	2,780	1,730	1,936	7,23,162	6,03,202	6,75,231	4,29,734	4,26,100
Other British Possessions . . . . .	..	2	1	..	..	..	547	187	..	..
TOTAL BRITISH EMPIRE . . . . .	2,909	2,236	2,781	1,730	1,936	7,23,162	6,03,749	6,75,418	4,29,734	4,26,100
Germany . . . . .	55	170	117	135	182	12,777	43,195	29,186	33,228	29,122
Netherlands . . . . .	366	243	309	430	544	74,178	55,435	66,759	1,02,445	1,16,822
Belgium . . . . .	82	218	183	94	45	16,440	48,076	40,226	21,013	10,342
France . . . . .	27	343	348	822	625	4,667	81,304	80,971	1,25,796	1,18,059
Switzerland . . . . .	..	..	..	16	17	..	..	..	4,076	3,791
Italy . . . . .	..	15	..	1	29	..	3,814	..	295	6,207
Austria . . . . .	..	..	5	1	1	..	..	1,143	112	256
Czechoslovakia . . . . .	5	..	..	1	29	1,050	..	..	162	4,417
Japan . . . . .	25	..	10	..	12	4,597	79	1,977	..	2,039
United States of America— Via Atlantic Coast . . . . .	1	6	9	2	6	323	2,683	3,789	873	1,456
Other Foreign Countries . . . . .	..	..	..	2	..	..	..	..	192	..
TOTAL FOREIGN COUNTRIES . . . . .	561	995	981	1,504	1,490	1,14,032	2,34,591	2,24,051	2,88,192	2,92,561
Share of Bengal . . . . .	1,251	1,284	1,508	768	575	2,34,229	3,14,102	3,27,648	1,69,695	1,02,935
„ Bombay . . . . .	2,203	1,963	2,340	2,463	2,851	5,48,125	5,12,831	5,63,102	5,45,730	6,15,474
„ Madras . . . . .	16	24	12	3	..	4,448	8,092	6,020	2,061	35
„ Burma . . . . .	..	10	2	..	..	392	3,315	2,699	440	217
TOTAL . . . . .	3,470	3,281	3,762	3,234	3,426	8,37,194	8,38,340	8,99,469	7,17,926	7,18,661

GENERAL IMPORTS

( 252 )

No. 13—continued

ARTICLES AND COUNTRIES OF CONSIGNMENT; ALSO SHARE OF EACH PROVINCE	QUANTITY					VALUE				
	1927-28	1928-29	1929-30	1930-31	1931-32	1927-28	1928-29	1929-30	1930-31	1931-32
	Cwts.	Cwts.	Cwts.	Cwts.	Cwts.	R	R	R	R	R
<b>Leather—continued</b>										
<i>Manufactures (including boots and shoes and belting for machinery)—continued</i>										
Roller skins (III. I)—										
United Kingdom . . . . .	752	659	633	1,166	719	8,54,764	6,28,964	7,33,865	6,94,024	6,80,106
Russia—										
Northern Russia . . . . .	..	..	..	2	4	..	..	..	1,639	3,033
Germany . . . . .	1	1	..	3	19	673	458	1,067	3,125	16,749
Netherlands . . . . .	9	..	..	..	..	1,913	..	..	..	..
Belgium . . . . .	..	..	5	..	..	..	..	1,167	..	..
France . . . . .	..	..	1	1	1	..	573	1,373	845	193
Italy . . . . .	..	..	..	..	3	..	..	..	263	3,800
Japan . . . . .	..	..	1	3	2	..	..	262	1,267	2,100
United States of America—										
Via Atlantic Coast . . . . .	..	1	..	..	7	..	196	..	..	6,363
Other Foreign Countries . . . . .	..	..	..	..	..	575	..	..	..	..
<b>TOTAL FOREIGN COUNTRIES</b>	<b>10</b>	<b>2</b>	<b>7</b>	<b>9</b>	<b>36</b>	<b>3,161</b>	<b>1,227</b>	<b>3,869</b>	<b>7,199</b>	<b>32,138</b>
Share of Bengal . . . . .	105	80	53	27	47	78,607	51,910	52,532	31,355	42,715
" Bombay . . . . .	645	531	536	1,143	703	7,58,402	5,73,281	6,34,145	6,69,368	6,69,529
" Sind . . . . .	1	..	1	..	..	517	..	1,057	..	..
" Madras . . . . .	11	..	..	..	..	20,399	..	..	..	..
<b>TOTAL</b>	<b>762</b>	<b>661</b>	<b>640</b>	<b>1,175</b>	<b>755</b>	<b>8,57,925</b>	<b>6,30,191</b>	<b>7,37,734</b>	<b>7,01,122</b>	<b>7,12,244</b>
<b>Saddlery and Harness (III. I)—</b>										
United Kingdom . . . . .	639	300	170	189	123	1,82,042	1,30,390	79,623	68,466	51,330
South Australia (including Northern Territory) . . . . .	..	..	..	..	..	392	..	..	..	..
Victoria . . . . .	20	16	5	2	24	10,765	8,048	2,164	2,071	10,717
New South Wales . . . . .	1	2	3	6	2	805	2,365	1,634	1,934	671
Queensland . . . . .	..	..	..	1	..	..	..	..	198	..
Australian Commonwealth (Total) . . . . .	21	18	3	9	26	11,962	11,413	3,798	4,253	11,388
Other British Possessions . . . . .	3	2	2	1	..	959	554	706	652	96
<b>TOTAL BRITISH EMPIRE</b>	<b>663</b>	<b>320</b>	<b>180</b>	<b>199</b>	<b>149</b>	<b>1,94,963</b>	<b>1,42,357</b>	<b>84,132</b>	<b>78,571</b>	<b>62,814</b>
Germany . . . . .	5	19	11	10	..	766	2,412	2,863	483	188
United States of America—										
Via Atlantic Coast . . . . .	2	45	..	..	..	865	3,027	194	365	500
Other Foreign Countries . . . . .	1	..	1	..	1	702	192	923	803	385
<b>TOTAL FOREIGN COUNTRIES</b>	<b>8</b>	<b>64</b>	<b>12</b>	<b>10</b>	<b>1</b>	<b>2,353</b>	<b>5,631</b>	<b>3,935</b>	<b>1,651</b>	<b>1,073</b>
Share of Bengal . . . . .	405	155	81	73	46	59,463	48,201	28,473	23,311	14,509
" Bombay . . . . .	186	171	89	93	79	99,503	63,792	45,623	36,637	34,550
" Sind . . . . .	17	20	3	11	11	18,741	15,425	7,310	5,553	9,323
" Madras . . . . .	27	11	5	19	9	6,869	3,360	2,362	4,349	2,753
" Burma . . . . .	36	27	9	3	5	12,740	11,710	3,844	4,317	2,247
<b>TOTAL</b>	<b>671</b>	<b>384</b>	<b>192</b>	<b>209</b>	<b>150</b>	<b>1,07,310</b>	<b>1,47,988</b>	<b>83,117</b>	<b>75,222</b>	<b>63,837</b>
<b>Other sorts (III. I)—</b>										
United Kingdom . . . . .	9,065	13,408	16,037	6,493	6,516	8,12,994	8,51,275	8,50,042	4,19,982	3,68,390
Ceylon . . . . .	7	6	3	..	..	1,901	2,305	1,238	110	466
Strait Settlements (including Labuan) . . . . .	12	1	..	1	2	2,418	1,020	619	878	663

No. 13—continued

ARTICLES, AND COUNTRIES OF CONSIGNMENT; ALSO SHARE OF EACH PROVINCE	QUANTITY					VALUE				
	1927-28	1928-29	1929-30	1930-31	1931-32	1927-28	1928-29	1929-30	1930-31	1931-32
						R	R	R	R	R
<i>Leather—continued</i>										
<i>Manufactures (excluding boots and shoes and belting for machinery)—concluded</i>										
<i>Other sorts (III. I)—continued</i>	Cwts.	Cwts.	Cwts.	Cwts.	Cwts.					
Hongkong . . . . .	4	10	8	14	40	2,216	1,298	1,838	3,501	5,588
Canada—										
<i>Via Atlantic Coast</i> . . . . .	..	17	76	6	..	..	775	1,801	3,888	..
<i>Pacific</i> .. . . .	..	..	1	..	4	..	..	593	..	437
Victoria . . . . .	24	..	12	49	4	4,013	12	224	848	270
New South Wales . . . . .	..	..	..	19	0	..	5	5	1,237	484
Queensland . . . . .	..	..	..	..	..	..	..	..	40	45
<i>Australian Commonwealth (Total)</i> . . . . .	24	..	12	68	13	4,013	17	229	2,122	799
Other British Possessions . . . . .	..	1	..	..	..	120	266	25	161	54
<b>TOTAL BRITISH EMPIRE</b> . . . . .	<b>9,112</b>	<b>13,443</b>	<b>16,132</b>	<b>6,582</b>	<b>6,575</b>	<b>8,23,662</b>	<b>8,56,956</b>	<b>8,56,465</b>	<b>4,30,537</b>	<b>3,06,397</b>
Germany . . . . .	408	482	1,848	1,845	3,328	34,764	59,091	68,548	48,209	63,182
Netherlands . . . . .	45	144	297	189	53	7,711	5,317	10,058	16,788	2,682
Belgium . . . . .	8	59	48	..	1	2,540	3,931	4,898	20	184
France . . . . .	15	116	7	18	3	3,840	12,710	2,040	3,841	2,700
Switzerland . . . . .	1	1	1	1	1	189	1,265	716	225	275
Italy . . . . .	272	19	2	..	10	9,806	5,895	986	113	2,072
Austria . . . . .	197	211	95	95	14	23,936	33,685	9,500	10,268	2,990
Czechoslovakia . . . . .	6	4	1	..	12	1,476	1,193	191	..	1,007
China ( <i>exclusive of Hong- kong and Macao</i> ) . . . . .	1	1	13	6	17	409	323	933	1,131	1,696
Japan . . . . .	81	35	54	86	71	17,918	10,159	14,989	24,747	18,244
United States of America—										
<i>Via Atlantic Coast</i> . . . . .	3,234	10,555	18,662	16,509	10,823	1,91,778	2,65,184	3,10,454	3,01,020	1,92,752
<i>Pacific</i> .. . . .	..	..	..	..	..	..	..	26	..	5
Other Foreign Countries . . . . .	41	22	..	101	21	776	564	314	1,226	523
<b>TOTAL FOREIGN COUNTRIES</b> . . . . .	<b>4,309</b>	<b>11,649</b>	<b>21,023</b>	<b>18,850</b>	<b>14,854</b>	<b>2,95,193</b>	<b>3,99,267</b>	<b>4,24,253</b>	<b>4,06,883</b>	<b>2,88,202</b>
<i>Share of Bengal</i> . . . . .	7,973	12,295	12,001	6,274	5,659	6,40,070	6,00,271	5,28,033	3,70,268	2,68,151
<i>Bombay</i> . . . . .	5,028	12,371	24,300	13,445	15,509	3,63,196	5,31,463	6,62,092	3,73,793	3,44,700
<i>Sind</i> . . . . .	111	191	32	43	72	27,879	52,033	24,834	14,164	21,743
<i>Madras</i> . . . . .	34	73	98	453	41	27,443	23,108	26,536	27,324	12,632
<i>Burma</i> . . . . .	225	162	174	212	143	60,467	49,343	39,118	51,921	37,433
<b>TOTAL</b> . . . . .	<b>13,421</b>	<b>25,092</b>	<b>37,155</b>	<b>25,432</b>	<b>21,429</b>	<b>11,18,855</b>	<b>12,56,223</b>	<b>12,80,718</b>	<b>8,37,470</b>	<b>6,84,659</b>
<i>Total Leather manufac- tures (excluding boots and shoes and belting for machinery)</i>	Cwts.	Cwts.	Cwts.	Cwts.	Cwts.					
United Kingdom . . . . .	17,703	20,995	23,608	12,448	11,839	34,84,808	30,53,701	31,20,904	20,27,078	19,85,867
Ceylon . . . . .	9	25	8	2	..	2,995	3,489	2,466	990	809
Straits Settlements ( <i>includ- ing Labuan</i> ) . . . . .	22	6	14	4	7	6,025	2,321	4,388	2,582	1,670

GENERAL IMPORTS

ARTICLES, AND COUNTRIES OF CONSIGNMENT; ALSO SHARE OF EACH PROVINCE	QUANTITY					VALUE				
	1927-28	1928-29	1929-30	1930-31	1931-32	1927-28	1928-29	1929-30	1930-31	1931-32
						R	R	R	R	R
<i>Leather—continued</i>										
<i>Total Leather manufactures (excluding boots and shoes and belting for machinery)—continued</i>	<i>Cwts.</i>	<i>Cwts.</i>	<i>Cwts.</i>	<i>Cwts.</i>	<i>Cwts.</i>					
Hongkong . . . . .	17	20	15	53	63	6,462	4,034	5,373	9,150	8,918
Canada—										
<i>Via Atlantic Coast</i> . . . . .	..	17	76	6	..	5	775	1,891	3,883	..
" Pacific " . . . . .	..	..	1	..	4	..	..	583	..	487
South Australia (including Northern Territory) . . . . .	..	..	..	..	..	392	..	..	..	..
Victoria . . . . .	44	16	17	51	23	14,778	9,060	2,388	2,916	10,987
New South Wales . . . . .	1	2	3	25	11	805	2,370	1,639	3,321	1,155
Queensland . . . . .	..	..	..	1	..	..	..	..	256	45
Australian Commonwealth (Total) . . . . .	45	18	20	77	39	15,975	11,430	4,027	6,393	12,187
Other British Possessions . . . . .	1	2	..	..	1	566	478	152	306	790
<b>TOTAL BRITISH EMPIRE</b> . . . . .	<b>17,797</b>	<b>21,083</b>	<b>23,742</b>	<b>12,590</b>	<b>11,953</b>	<b>35,16,881</b>	<b>30,76,223</b>	<b>31,39,874</b>	<b>20,50,391</b>	<b>20,10,679</b>
<i>Russia—</i>										
Northern Russia . . . . .	..	..	..	2	4	..	..	..	1,689	3,083
Germany . . . . .	513	750	2,069	2,073	4,196	63,732	1,26,548	1,29,110	1,07,988	1,45,894
Netherlands . . . . .	924	783	952	965	885	1,65,022	1,31,060	1,40,953	1,81,199	1,71,598
Belgium . . . . .	173	399	258	93	74	29,953	73,202	49,045	21,998	14,476
France . . . . .	75	493	394	860	650	18,393	1,08,719	93,240	1,33,593	1,24,344
Switzerland . . . . .	1	3	1	17	18	189	4,285	716	4,301	4,090
Italy . . . . .	285	36	7	8	43	13,058	10,299	2,082	3,131	11,682
Austria . . . . .	271	239	123	141	52	38,544	46,531	12,868	19,074	8,414
Czechoslovakia . . . . .	12	13	1	13	73	2,736	3,200	191	2,684	10,080
China (exclusive of Hongkong and Macao) . . . . .	23	9	16	9	20	4,389	3,621	1,922	1,525	2,444
Japan . . . . .	153	52	104	112	103	42,870	22,783	30,858	35,274	26,303
United States of America—										
<i>Via Atlantic Coast</i> . . . . .	3,262	10,621	18,679	16,516	10,336	2,00,454	2,74,852	3,17,271	3,04,376	2,01,733
" Pacific " . . . . .	..	..	..	..	..	12	..	26	..	5
Other Foreign Countries . . . . .	42	24	1	103	22	1,243	1,387	1,180	1,715	1,097
<b>TOTAL FOREIGN COUNTRIES</b> . . . . .	<b>5,744</b>	<b>13,477</b>	<b>22,605</b>	<b>20,922</b>	<b>16,976</b>	<b>5,80,600</b>	<b>8,06,437</b>	<b>7,79,462</b>	<b>9,13,547</b>	<b>7,25,799</b>
<i>Share of Bengal</i> . . . . .	<i>11,250</i>	<i>15,697</i>	<i>15,032</i>	<i>3,331</i>	<i>6,337</i>	<i>13,39,947</i>	<i>13,37,923</i>	<i>11,69,221</i>	<i>7,53,466</i>	<i>5,16,495</i>
" Bombay . . . . .	<i>11,541</i>	<i>18,163</i>	<i>30,731</i>	<i>24,006</i>	<i>21,727</i>	<i>25,04,061</i>	<i>23,03,072</i>	<i>25,65,534</i>	<i>19,71,037</i>	<i>20,99,203</i>
" Sind . . . . .	<i>175</i>	<i>245</i>	<i>157</i>	<i>92</i>	<i>116</i>	<i>66,131</i>	<i>84,339</i>	<i>53,632</i>	<i>23,134</i>	<i>53,167</i>
" Madras . . . . .	<i>149</i>	<i>125</i>	<i>141</i>	<i>435</i>	<i>59</i>	<i>67,376</i>	<i>44,738</i>	<i>43,313</i>	<i>40,840</i>	<i>21,572</i>
" Burma . . . . .	<i>426</i>	<i>330</i>	<i>236</i>	<i>293</i>	<i>190</i>	<i>1,19,866</i>	<i>1,12,538</i>	<i>82,636</i>	<i>75,461</i>	<i>47,030</i>
<b>TOTAL</b> . . . . .	<b>23,541</b>	<b>34,560</b>	<b>46,347</b>	<b>33,512</b>	<b>28,929</b>	<b>40,97,481</b>	<b>38,82,710</b>	<b>39,19,336</b>	<b>28,68,938</b>	<b>27,36,478</b>

No. 13—continued

ARTICLES AND COUNTRIES OF CONSIGNMENT; ALSO SHARE OF EACH PROVINCE	QUANTITY					VALUE				
	1927-28	1928-29	1929-30	1930-31	1931-32	1927-28	1928-29	1929-30	1930-31	1931-32
						₹	₹	₹	₹	₹
<i>Leather—concluded</i>										
<i>Total value of Leather—</i>										
United Kingdom . . . . .	—	—	—	—	—	44,57,028	39,93,823	41,99,738	25,43,913	25,06,742
Aden and Dependencies . . . . .	—	—	—	—	—	30	..	3,000	4,100	54
Ceylon . . . . .	—	—	—	—	—	1,26,096	1,31,770	79,405	52,478	39,384
Straits Settlements (including Labuan) . . . . .	—	—	—	—	—	25,099	22,029	9,353	10,680	2,334
Hongkong . . . . .	—	—	—	—	—	6,766	4,034	5,373	9,150	9,913
Canada—										
<i>Via Atlantic Coast</i> . . . . .	—	—	—	—	—	5	775	3,915	3,833	4,713
<i>„ Pacific „</i> . . . . .	—	—	—	—	—	..	..	533	..	437
Western Australia . . . . .	—	—	—	—	—	1,470	..	172	..	..
South Australia (including Northern Territory) . . . . .	—	—	—	—	—	392	..	..	..	..
Victoria . . . . .	—	—	—	—	—	31,151	9,549	3,094	2,916	11,495
New South Wales . . . . .	—	—	—	—	—	8,396	4,705	3,448	4,736	3,623
Queensland . . . . .	—	—	—	—	—	..	..	..	256	45
<i>Australian Commonwealth (Total)</i> . . . . .	—	—	—	—	—	41,409	14,254	6,714	7,908	15,163
Other British Possessions . . . . .	—	—	—	—	—	1,557	2,163	1,673	1,397	2,714
<b>TOTAL BRITISH EMPIRE</b> . . . . .	—	—	—	—	—	46,57,990	41,63,343	43,09,304	26,33,509	25,81,454
<i>Russia—</i>										
Northern Russia . . . . .	—	—	—	—	—	..	..	..	1,689	3,033
Germany . . . . .	—	—	—	—	—	1,39,469	2,52,467	3,00,286	2,79,505	3,89,997
Netherlands . . . . .	—	—	—	—	—	1,77,493	1,70,065	2,13,176	1,99,433	1,96,739
Belgium . . . . .	—	—	—	—	—	41,435	93,957	50,171	22,032	14,510
France . . . . .	—	—	—	—	—	21,324	1,16,654	99,033	1,50,974	1,49,992
Switzerland . . . . .	—	—	—	—	—	139	4,235	716	4,603	6,273
Italy . . . . .	—	—	—	—	—	44,044	23,345	12,323	7,053	54,467
Austria . . . . .	—	—	—	—	—	38,632	43,247	24,330	23,213	29,133
Czechoslovakia . . . . .	—	—	—	—	—	5,216	3,611	3,264	22,247	43,494
Iraq . . . . .	—	—	—	—	—	3,753	293	6,216	3,260	930
Persia . . . . .	—	—	—	—	—	3,475	2,449	11,377	2,513	1,920
China (excluding Hongkong and Macao) . . . . .	—	—	—	—	—	4,339	3,621	2,722	7,032	3,072
Japan . . . . .	—	—	—	—	—	43,000	22,333	31,033	37,545	27,173
Egypt . . . . .	—	—	—	—	—	155	295	231	1,437	114
United States of America—										
<i>Via Atlantic Coast</i> . . . . .	—	—	—	—	—	12,43,540	14,32,622	17,53,900	14,25,041	10,37,453
<i>„ Pacific „</i> . . . . .	—	—	—	—	—	3,512	2,521	5,430	..	5
Other Foreign Countries] . . . . .	—	—	—	—	—	947	2,413	459	1,707	3,071
<b>TOTAL FOREIGN COUNTRIES</b> . . . . .	—	—	—	—	—	17,70,573	22,29,873	25,25,377	21,39,394	19,64,001
<i>Share of Bengal</i> . . . . .	—	—	—	—	—	22,66,432	32,66,333	23,91,337	14,13,732	10,39,533
<i>„ Bombay</i> . . . . .	—	—	—	—	—	32,74,145	33,30,194	35,32,627	27,74,533	30,95,694
<i>„ Sind</i> . . . . .	—	—	—	—	—	2,10,764	1,95,114	1,59,010	2,00,131	1,33,743
<i>„ Madras</i> . . . . .	—	—	—	—	—	3,32,572	4,01,347	6,03,157	2,70,333	1,25,007
<i>„ Burma</i> . . . . .	—	—	—	—	—	2,94,655	2,05,433	1,99,000	1,64,039	93,443
<b>TOTAL</b> . . . . .	—	—	—	—	—	64,28,563	63,93,216	68,34,681	47,72,903	45,45,455

GENERAL IMPORTS

ARTICLES AND COUNTRIES OF CONSIGNMENT; ALSO SHARE OF EACH PROVINCE	QUANTITY					VALUE				
	1927-28	1928-29	1929-30	1930-31	1931-32	1927-28	1928-29	1929-30	1930-31	1931-32
						R	R	R	R	R
<i>Liquors, including denatured and Perfumed Spirits—</i>										
<i>Ale, beer and porter—</i>										
<i>Ale and Beer (in Bottle) (I. D)—</i>	Gals.	Gals.	Gals.	Gals.	Gals.					
United Kingdom . . . . .	1,141,007	1,118,486	1,252,924	1,213,279	1,024,822	31,27,978	31,76,327	35,76,516	34,73,283	26,20,314
Malta and Gozo . . . . .	..	..	..	..	1,475	..	..	..	..	2,342
Straits Settlements (including Labuan) . . . . .	148	1,156	70	187	196	726	1,840	356	626	740
Natal . . . . .	1,046	780	403	..	144	3,128	2,132	1,102	..	400
South Australia (including Northern Territory) . . . . .	..	..	..	..	50	..	..	..	..	153
Victoria . . . . .	..	7,884	7,746	11,025	7,664	..	27,634	27,015	36,638	23,756
Tasmania . . . . .	6,800	..	..	..	..	23,817	..	..	..	..
New South Wales . . . . .	..	1	..	14	322	..	13	..	60	884
<i>Australian Commonwealth (Total)</i> . . . . .	6,800	7,885	7,746	11,039	8,036	23,817	27,697	27,015	36,698	24,793
Other British Possessions . . . . .	527	412	54	36	279	895	853	636	155	1,012
<b>TOTAL BRITISH EMPIRE</b> . . . . .	<b>1,149,528</b>	<b>1,128,719</b>	<b>1,261,197</b>	<b>1,224,541</b>	<b>1,034,952</b>	<b>31,56,544</b>	<b>32,08,849</b>	<b>36,05,625</b>	<b>35,10,762</b>	<b>26,49,603</b>
Sweden . . . . .	190	1,636	6	336	17	350	3,275	15	644	54
Denmark . . . . .	8,608	17,700	4,291	14,050	24,206	23,378	53,251	10,989	36,975	60,595
Germany . . . . .	1,074,290	1,012,368	1,045,522	893,160	550,039	30,65,841	27,82,569	29,98,572	25,11,272	14,56,322
Netherlands . . . . .	240,376	242,304	326,735	359,143	327,350	5,16,886	5,20,518	6,67,955	7,30,548	6,16,383
Belgium . . . . .	880	7,930	2,994	4,532	28,361	2,468	18,108	5,250	8,133	45,275
France . . . . .	599	220	667	..	413	2,087	1,927	2,030	..	2,532
Italy . . . . .	4,691	2,530	3,813	1,398	5,910	11,503	5,753	3,008	2,886	12,074
Austria . . . . .	15,186	9,403	2,973	1,176	12,432	37,798	22,340	6,340	2,318	28,400
Czechoslovakia . . . . .	..	2,376	2,516	..	890	..	8,400	3,010	..	1,886
Siam . . . . .	23	78	76	285	60	259	520	56	1,734	438
Japan . . . . .	189,116	228,596	285,408	277,926	259,593	3,36,738	3,80,230	4,53,334	4,56,500	3,82,884
Other Foreign Countries . . . . .	88	90	118	534	1,068	293	262	349	1,395	2,363
<b>TOTAL FOREIGN COUNTRIES</b> . . . . .	<b>1,534,049</b>	<b>1,525,231</b>	<b>1,675,119</b>	<b>1,553,140</b>	<b>1,210,344</b>	<b>39,97,601</b>	<b>37,97,153</b>	<b>41,61,810</b>	<b>37,52,405</b>	<b>26,04,166</b>
<i>Share of Bengal</i> . . . . .	771,434	756,806	814,853	766,720	560,014	17,46,447	17,33,937	19,36,165	18,73,451	12,36,651
" <i>Bombay</i> . . . . .	569,621	597,038	803,690	799,899	763,216	13,95,125	14,50,062	19,33,374	18,86,372	15,38,537
" <i>Sind</i> . . . . .	337,133	365,055	357,346	314,051	225,055	11,51,895	11,72,305	11,52,929	9,94,782	5,86,731
" <i>Madras</i> . . . . .	182,416	230,506	275,327	371,095	280,037	5,00,402	6,20,386	7,52,967	7,84,306	6,13,722
" <i>Burma</i> . . . . .	822,973	1,04,495	684,600	595,916	416,974	23,60,276	19,70,262	19,32,010	17,19,256	12,28,128
<b>TOTAL</b> . . . . .	<b>2,683,577</b>	<b>2,653,950</b>	<b>2,936,316</b>	<b>2,777,631</b>	<b>2,245,296</b>	<b>71,54,145</b>	<b>70,06,002</b>	<b>77,67,435</b>	<b>72,63,167</b>	<b>52,53,709</b>
<i>Ale and Beer (in Bulk) (I. D)</i>	Gals.	Gals.	Gals.	Gals.	Gals.					
United Kingdom . . . . .	1,555,816	1,525,476	1,690,620	1,627,220	1,322,389	23,16,896	23,27,333	24,92,940	22,72,049	17,95,736
Other British Possessions . . . . .	..	20	38	..	..	..	98	146	..	..
<b>TOTAL BRITISH EMPIRE</b> . . . . .	<b>1,555,816</b>	<b>1,525,496</b>	<b>1,690,658</b>	<b>1,627,220</b>	<b>1,322,389</b>	<b>23,16,896</b>	<b>23,27,333</b>	<b>24,92,940</b>	<b>22,72,049</b>	<b>17,95,736</b>

No. 13—continued

ARTICLES AND COUNTRIES OF CONSIGNMENT; ALSO SHARE OF EACH PROVINCE	QUANTITY					VALUE				
	1927-28	1928-29	1929-30	1930-31	1931-32	1927-28	1928-29	1929-30	1930-31	1931-32
<b>Liquors, including denatured and Perfumed Spirits—continued</b>						R	R	R	R	R
<b>Alc, beer and porter —continued</b>										
<b>Alc and Beer (in Bulk) (I. D)—continued</b>	Gals.	Gals.	Gals.	Gals.	Gals.					
Germany . . . . .	17,753	9,353	2,627	5,235	4,554	47,381	28,144	7,785	10,330	26,055
Netherlands . . . . .	5,917	11,945	9,197	9,128	13,460	10,919	10,228	13,164	13,592	27,343
Belgium . . . . .	3,960	5,289	14,196	11,354	10,272	5,823	13,463	41,199	33,197	17,009
Czechoslovakia . . . . .	..	..	..	469	230	..	..	..	1,338	773
Italy . . . . .	..	11	..	..	550	..	60	..	..	1,884
Iraq . . . . .	..	..	1,706	..	..	..	..	2,450	..	..
Other Foreign Countries . . . . .	..	5	..	55	604	..	45	..	240	597
<b>TOTAL FOREIGN COUNTRIES . . . . .</b>	<b>27,630</b>	<b>26,603</b>	<b>27,726</b>	<b>26,241</b>	<b>29,670</b>	<b>64,123</b>	<b>60,960</b>	<b>64,598</b>	<b>64,197</b>	<b>93,666</b>
<b>Share of Bengal . . . . .</b>	<b>305,970</b>	<b>293,210</b>	<b>314,057</b>	<b>297,623</b>	<b>277,127</b>	<b>5,05,055</b>	<b>4,79,337</b>	<b>4,32,964</b>	<b>3,32,591</b>	<b>3,33,709</b>
" Bombay . . . . .	671,308	563,709	669,426	574,139	441,446	3,72,417	7,70,560	3,52,999	6,64,037	5,07,517
" Sind . . . . .	439,024	461,394	511,129	527,905	404,216	7,90,020	3,36,954	3,97,775	9,76,111	7,24,436
" Madras . . . . .	166,124	232,066	218,249	227,959	139,044	2,12,303	2,97,699	2,95,137	2,33,450	2,24,079
" Burma . . . . .	520	1,220	5,523	25,330	40,226	719	3,693	23,663	30,057	44,670
<b>TOTAL . . . . .</b>	<b>1,583,446</b>	<b>1,552,099</b>	<b>1,718,384</b>	<b>1,653,461</b>	<b>1,352,059</b>	<b>23,81,010</b>	<b>23,88,293</b>	<b>25,57,538</b>	<b>23,36,246</b>	<b>18,89,402</b>
<b>Stout and Porter (in Bottle) (I. D)—</b>	Gals.	Gals.	Gals.	Gals.	Gals.					
United Kingdom . . . . .	183,747	140,440	177,161	140,373	109,261	8,51,070	5,98,173	7,56,054	5,81,071	4,44,200
Other British Possessions . . . . .	150	19	6	51	73	593	119	66	273	243
<b>TOTAL BRITISH EMPIRE . . . . .</b>	<b>183,897</b>	<b>140,459</b>	<b>177,167</b>	<b>140,424</b>	<b>109,334</b>	<b>8,51,663</b>	<b>5,98,293</b>	<b>7,56,120</b>	<b>5,81,344</b>	<b>4,44,443</b>
Germany . . . . .	397	296	133	41	..	2,731	750	325	86	..
Netherlands . . . . .	140	441	877	966	774	360	1,019	2,107	2,574	2,343
Japan . . . . .	327	2,131	2,810	1,461	1	1,639	3,878	4,702	3,627	6
Other Foreign Countries . . . . .	381	36	160	79	496	1,907	163	662	388	1,751
<b>TOTAL FOREIGN COUNTRIES . . . . .</b>	<b>1,745</b>	<b>2,904</b>	<b>3,980</b>	<b>2,547</b>	<b>1,271</b>	<b>5,737</b>	<b>5,645</b>	<b>7,796</b>	<b>6,675</b>	<b>4,100</b>
<b>Share of Bengal . . . . .</b>	<b>47,124</b>	<b>34,900</b>	<b>49,161</b>	<b>35,950</b>	<b>26,357</b>	<b>1,36,313</b>	<b>1,34,072</b>	<b>1,72,910</b>	<b>1,22,608</b>	<b>99,376</b>
" Bombay . . . . .	39,909	33,517	46,565	33,316	29,957	1,59,658	1,36,754	1,77,376	1,49,398	1,16,904
" Sind . . . . .	17,935	12,001	16,751	13,407	14,972	79,600	53,929	72,304	74,420	57,435
" Madras . . . . .	10,324	9,797	10,949	7,973	6,630	44,204	33,741	46,775	30,370	25,985
" Burma . . . . .	75,350	52,648	57,721	42,325	32,630	3,37,125	2,40,437	2,94,551	2,10,723	1,56,743
<b>TOTAL . . . . .</b>	<b>190,642</b>	<b>143,363</b>	<b>131,147</b>	<b>142,071</b>	<b>110,605</b>	<b>3,57,400</b>	<b>3,03,933</b>	<b>3,63,916</b>	<b>2,58,019</b>	<b>1,98,543</b>
<b>Stout and Porter (in Bulk) (I. D)—</b>	Gals.	Gals.	Gals.	Gals.	Gals.					
United Kingdom . . . . .	29,513	20,730	27,679	35,999	16,802	44,367	28,236	39,609	42,322	20,645
<b>TOTAL FOREIGN COUNTRIES . . . . .</b>	<b>..</b>	<b>260</b>	<b>..</b>	<b>6</b>	<b>..</b>	<b>..</b>	<b>1,305</b>	<b>..</b>	<b>27</b>	<b>..</b>
<b>Share of Bengal . . . . .</b>	<b>10,140</b>	<b>5,200</b>	<b>3,550</b>	<b>1,566</b>	<b>2,303</b>	<b>16,376</b>	<b>3,211</b>	<b>5,634</b>	<b>1,429</b>	<b>2,373</b>
" Bombay . . . . .	12,717	12,930	14,724	23,392	9,574	16,220	16,190	17,060	25,373	9,797
" Sind . . . . .	5,376	2,340	7,904	4,732	3,900	10,646	4,500	14,540	9,350	7,170
" Madras . . . . .	730	520	1,501	1,312	520	1,125	640	2,325	5,197	300
<b>TOTAL . . . . .</b>	<b>29,513</b>	<b>20,990</b>	<b>27,679</b>	<b>36,002</b>	<b>16,802</b>	<b>44,367</b>	<b>29,541</b>	<b>39,609</b>	<b>42,349</b>	<b>20,645</b>

GENERAL IMPORTS

( 258 )

No. 13—continued

ARTICLES, AND COUNTRIES OF CONSIGNMENT; ALSO SHARE OF EACH PROVINCE	QUANTITY					VALUE				
	1927-28	1928-29	1929-30	1930-31	1931-32	1927-28	1928-29	1929-30	1930-31	1931-32
						₹	₹	₹	₹	₹
<i>Liquors, including denatured and Perfumed Spirits—continued</i>										
<b>Total Ale, beer and porter—</b>	<b>Gals.</b>	<b>Gals.</b>	<b>Gals.</b>	<b>Gals.</b>	<b>Gals.</b>					
United Kingdom . . . . .	2,915,083	2,805,132	3,148,884	3,016,868	2,473,274	63,40,311	61,29,971	68,64,973	63,68,725	48,80,897
Malta and Gozo . . . . .	..	..	..	2	1,475	..	..	..	8	2,842
Straits Settlements (including Labuan) . . . . .	156	1,176	73	234	200	756	1,938	373	880	752
Natal . . . . .	1,118	780	403	..	168	3,385	2,132	1,102	..	500
South Australia (including Northern Territory) . . . . .	..	..	..	..	50	..	..	..	..	153
Victoria . . . . .	6,800	7,884	7,746	11,025	7,665	23,817	27,684	27,015	86,633	23,761
New South Wales . . . . .	..	1	..	14	322	..	13	..	60	884
Australian Commonwealth (Total) . . . . .	6,800	7,885	7,746	11,039	8,037	23,817	27,697	27,015	86,693	24,798
Other British Possessions . . . . .	597	431	95	88	323	1,201	968	831	166	1,143
<b>TOTAL BRITISH EMPIRE</b>	<b>2,923,754</b>	<b>2,815,404</b>	<b>3,156,701</b>	<b>3,028,181</b>	<b>2,483,477</b>	<b>63,69,470</b>	<b>61,62,706</b>	<b>68,94,294</b>	<b>64,06,477</b>	<b>49,10,432</b>
Sweden . . . . .	190	1,636	6	336	22	350	3,275	15	644	69
Denmark . . . . .	8,606	17,700	4,291	14,705	24,536	23,378	53,253	10,989	37,215	61,586
Germany . . . . .	1,092,440	1,022,017	1,048,282	898,436	554,593	31,15,953	28,11,493	30,06,682	25,22,188	14,82,377
Netherlands . . . . .	246,432	254,690	336,809	369,237	341,584	5,28,165	5,40,765	6,83,226	7,46,714	6,46,024
Belgium . . . . .	4,840	13,219	17,190	15,886	38,633	8,291	31,591	46,449	46,830	82,284
France . . . . .	599	430	827	..	418	2,037	3,232	2,692	..	2,532
Italy . . . . .	4,767	2,541	3,813	1,398	6,460	11,743	5,813	8,008	2,886	18,058
Austria . . . . .	15,491	9,415	2,973	1,176	12,976	38,565	22,360	6,840	2,318	23,957
Czechoslovakia . . . . .	..	2,376	2,516	469	1,120	..	3,400	8,012	1,338	2,659
Iraq . . . . .	..	72	1,706	50	110	..	200	2,450	176	260
Siam . . . . .	28	78	76	285	60	259	520	456	1,742	438
Japan . . . . .	189,943	230,727	288,218	279,387	259,594	3,38,377	3,88,908	4,58,036	4,60,127	3,82,840
Other Foreign Countries . . . . .	88	47	118	569	1,179	293	253	349	1,626	2,948
<b>TOTAL FOREIGN COUNTRIES</b>	<b>1,563,424</b>	<b>1,554,998</b>	<b>1,706,825</b>	<b>1,581,934</b>	<b>1,241,285</b>	<b>40,67,461</b>	<b>38,65,063</b>	<b>42,34,204</b>	<b>38,23,304</b>	<b>27,01,932</b>
<i>Share of Bengal</i>	<i>1,134,668</i>	<i>1,090,116</i>	<i>1,181,621</i>	<i>1,101,864</i>	<i>866,306</i>	<i>24,54,691</i>	<i>24,05,657</i>	<i>26,57,723</i>	<i>23,85,079</i>	<i>17,68,605</i>
" <i>Bombay</i>	<i>1,234,055</i>	<i>1,207,244</i>	<i>1,534,405</i>	<i>1,440,746</i>	<i>1,244,193</i>	<i>24,43,420</i>	<i>23,73,566</i>	<i>29,80,309</i>	<i>27,26,680</i>	<i>21,72,755</i>
" <i>Sind</i>	<i>799,968</i>	<i>841,890</i>	<i>893,130</i>	<i>865,095</i>	<i>648,143</i>	<i>20,32,161</i>	<i>20,67,688</i>	<i>21,37,548</i>	<i>20,55,163</i>	<i>13,75,772</i>
" <i>Madras</i>	<i>359,644</i>	<i>472,839</i>	<i>506,526</i>	<i>538,339</i>	<i>476,281</i>	<i>7,58,539</i>	<i>9,57,466</i>	<i>10,97,104</i>	<i>11,03,323</i>	<i>8,63,686</i>
" <i>Burma</i>	<i>898,843</i>	<i>758,263</i>	<i>747,844</i>	<i>664,071</i>	<i>439,839</i>	<i>27,48,120</i>	<i>22,23,392</i>	<i>22,55,224</i>	<i>19,60,036</i>	<i>14,31,546</i>
<b>TOTAL</b>	<b>4,487,178</b>	<b>4,370,402</b>	<b>4,863,526</b>	<b>4,610,115</b>	<b>3,724,762</b>	<b>1,04,36,931</b>	<b>1,00,27,769</b>	<b>1,11,28,498</b>	<b>1,02,20,781</b>	<b>76,12,364</b>
<i>Older and other fermented Liquors (I. D)—</i>	<i>Gals.</i>	<i>Gals.</i>	<i>Gals.</i>	<i>Gals.</i>	<i>Gals.</i>					
United Kingdom . . . . .	12,508	11,825	11,717	8,087	7,050	74,506	71,398	66,145	45,585	38,901
Other British Possessions . . . . .	9	..	168	..	..	26	..	873	..	..
<b>TOTAL BRITISH EMPIRE</b>	<b>12,517</b>	<b>11,825</b>	<b>11,885</b>	<b>8,087</b>	<b>7,050</b>	<b>74,622</b>	<b>71,398</b>	<b>67,018</b>	<b>45,585</b>	<b>38,901</b>
<b>TOTAL FOREIGN COUNTRIES</b>	<b>119</b>	<b>417</b>	<b>51</b>	<b>161</b>	<b>105</b>	<b>440</b>	<b>2,693</b>	<b>560</b>	<b>613</b>	<b>486</b>



No. 13—continued

ARTICLES, AND COUNTRIES OF CONSIGNMENT; ALSO SHARE OF EACH PROVINCE	QUANTITY					VALUE				
	1927-28	1928-29	1929-30	1930-31	1931-32	1927-28	1928-29	1929-30	1930-31	1931-32
						₹	₹	₹	₹	₹
<b>Liquors, including denatured and Perfumed Spirits—continued</b>										
<b>Cider and other fermented liquors (l. D)—continued</b>	Gals.	Gals.	Gals.	Gals.	Gals.					
Share of Bengal . . . . .	4,871	3,646	3,544	2,232	2,446	30,198	23,314	21,635	12,295	12,213
"  Bombay . . . . .	2,760	3,102	3,331	1,338	1,384	14,835	17,479	17,390	10,040	6,971
"  Sind . . . . .	2,571	2,243	2,821	2,351	1,658	16,149	13,637	16,035	14,357	10,935
"  Madras . . . . .	1,766	1,704	2,078	1,220	1,143	9,924	9,307	11,370	6,286	6,101
"  Burma . . . . .	668	1,547	162	607	524	3,956	9,854	1,098	3,319	3,167
<b>TOTAL</b>	<b>12,636</b>	<b>12,242</b>	<b>11,936</b>	<b>8,248</b>	<b>7,155</b>	<b>75,062</b>	<b>74,001</b>	<b>67,578</b>	<b>46,197</b>	<b>39,387</b>
<b>Spirit—</b>										
Brandy (l. D)— United Kingdom . . . . .	10,973	7,873	8,838	6,753	2,121	2,13,812	1,70,304	2,26,042	1,83,105	72,847
Straits Settlements (including Labuan) . . . . .	309	33	23	77	32	10,880	905	754	1,316	821
Hongkong . . . . .	..	229	..	..	..	..	1,135	..	..	..
Other British Possessions . . . . .	84	34	100	56	54	1,482	1,066	1,416	542	730
<b>TOTAL BRITISH EMPIRE</b>	<b>11,366</b>	<b>8,169</b>	<b>8,956</b>	<b>6,886</b>	<b>2,207</b>	<b>2,26,174</b>	<b>1,73,470</b>	<b>2,29,112</b>	<b>1,85,053</b>	<b>74,198</b>
Denmark . . . . .	115	788	109	45	72	2,239	6,081	2,181	847	1,523
Germany . . . . .	46,860	33,524	35,443	19,044	5,672	2,43,903	1,76,578	1,83,503	1,08,525	36,288
Netherlands . . . . .	256	681	1,170	979	567	923	6,889	6,276	5,813	3,219
Belgium . . . . .	324	118	90	..	1	4,816	1,105	626	..	18
France . . . . .	357,956	381,238	392,334	318,938	144,214	41,00,999	41,96,321	42,59,559	36,16,161	17,61,764
Spain . . . . .	1	..	48	4	17	50	..	2,014	55	519
Portugal . . . . .	5,255	..	25	..	36	56,538	..	198	..	413
Italy . . . . .	1	1	281	414	228	10	6	3,050	3,542	2,304
Austria . . . . .	..	..	107	..	..	..	..	1,318	..	..
Java . . . . .	3,446	1,478	297	565	5	3,982	1,508	324	790	97
Other Foreign Countries . . . . .	113	163	30	33	66	913	1,398	591	654	951
<b>TOTAL FOREIGN COUNTRIES</b>	<b>414,327</b>	<b>417,991</b>	<b>429,934</b>	<b>340,022</b>	<b>150,878</b>	<b>44,14,373</b>	<b>43,80,386</b>	<b>44,59,730</b>	<b>37,36,387</b>	<b>18,07,037</b>
Share of Bengal . . . . .	83,906	92,829	93,007	70,480	35,790	9,45,933	10,43,321	10,82,761	9,06,629	5,05,630
"  Bombay . . . . .	155,369	135,321	137,632	109,225	49,104	16,18,417	13,18,514	13,36,016	11,33,680	5,89,993
"  Sind . . . . .	58,380	64,021	73,108	49,661	22,930	7,50,675	8,54,058	9,66,660	6,96,016	3,56,328
"  Madras . . . . .	54,689	61,259	68,730	53,271	25,244	4,98,799	5,73,489	5,83,156	5,22,379	2,31,266
"  Burma . . . . .	73,349	72,730	66,313	59,371	20,017	3,23,673	7,73,474	7,20,249	6,62,736	2,38,533
<b>TOTAL</b>	<b>425,693</b>	<b>426,160</b>	<b>438,890</b>	<b>346,908</b>	<b>158,085</b>	<b>46,40,547</b>	<b>45,62,856</b>	<b>46,88,842</b>	<b>39,21,440</b>	<b>18,81,236</b>

GENERAL IMPORTS

( 260 )

No. 13—continued

ARTICLES, AND COUNTRIES OF CONSIGNMENT; ALSO SHARE OF EACH PROVINCE	QUANTITY					VALUE				
	1927-28	1928-29	1929-30	1930-31	1931-32	1927-28	1928-29	1929-30	1930-31	1931-32
						R	R	R	R	R
<b>Liquors, including denatured and Perfumed Spirits—continued</b>										
<b>Spirit—continued</b>										
<b>Gln (I. D)—</b>	<b>Gals.</b>	<b>Gals.</b>	<b>Gals.</b>	<b>Gals.</b>	<b>Gals.</b>					
United Kingdom . . . . .	98,666	101,087	107,376	116,355	74,708	9,50,057	9,28,236	9,72,741	10,60,110	6,68,094
Straits Settlements (including Labuan) . . . . .	190	162	154	108	48	1,608	1,621	995	1,012	381
Other British Possessions . . . . .	14	106	12	44	26	278	516	300	571	261
<b>TOTAL BRITISH EMPIRE . . . . .</b>	<b>98,870</b>	<b>101,355</b>	<b>107,541</b>	<b>116,507</b>	<b>74,782</b>	<b>9,51,948</b>	<b>9,30,373</b>	<b>9,74,036</b>	<b>10,61,693</b>	<b>6,68,744</b>
Germany . . . . .	2,307	2,021	1,279	455	283	13,605	12,492	9,038	3,432	2,290
Netherlands . . . . .	12,299	10,250	12,443	9,526	5,742	94,941	70,783	89,506	68,191	44,111
France . . . . .	397	231	147	225	46	4,956	2,094	957	2,177	261
Other Foreign Countries . . . . .	235	17	18	35	73	1,980	186	371	390	941
<b>TOTAL FOREIGN COUNTRIES . . . . .</b>	<b>15,238</b>	<b>12,519</b>	<b>13,887</b>	<b>10,241</b>	<b>6,144</b>	<b>1,15,482</b>	<b>85,505</b>	<b>99,870</b>	<b>74,100</b>	<b>47,611</b>
Share of Bengal . . . . .	31,016	35,247	34,181	39,432	27,631	2,75,540	3,07,393	2,92,918	3,30,033	2,33,320
" Bombay . . . . .	35,272	32,637	38,045	34,327	19,227	3,28,656	2,85,400	3,35,391	3,07,719	1,70,611
" Sind . . . . .	20,736	18,555	21,393	25,484	14,188	2,32,682	1,98,215	2,19,076	2,72,937	1,47,351
" Madras . . . . .	16,765	18,043	19,351	17,446	12,323	1,31,095	1,45,196	1,52,682	1,38,850	1,00,721
" Burma . . . . .	10,319	9,392	8,458	10,059	7,447	99,452	79,874	73,339	86,295	64,341
<b>TOTAL . . . . .</b>	<b>114,108</b>	<b>113,874</b>	<b>121,428</b>	<b>126,748</b>	<b>80,926</b>	<b>10,67,425</b>	<b>10,15,878</b>	<b>10,78,906</b>	<b>11,35,893</b>	<b>7,16,351</b>
<b>Liqueurs (I. D) -</b>	<b>Gals.</b>	<b>Gals.</b>	<b>Gals.</b>	<b>Gals.</b>	<b>Gals.</b>					
United Kingdom . . . . .	3,675	3,731	4,225	3,475	5,047	93,170	98,392	1,09,241	84,432	74,245
Natal . . . . .	46	54	97	19	35	948	876	1,499	343	464
British West India Islands . . . . .	..	..	118	..	..	..	..	3,900	..	..
Victoria . . . . .	..	..	..	..	1,750	..	..	..	..	4,516
Australian Commonwealth (Total) . . . . .	..	..	..	..	1,750	..	..	..	..	4,516
Other British Possessions . . . . .	38	33	28	67	19	655	613	489	957	333
<b>TOTAL BRITISH EMPIRE . . . . .</b>	<b>3,759</b>	<b>3,818</b>	<b>4,463</b>	<b>3,561</b>	<b>6,861</b>	<b>97,773</b>	<b>99,881</b>	<b>1,15,129</b>	<b>85,732</b>	<b>79,558</b>
<b>Russia—</b>										
Northrup Russia . . . . .	65	65	..	..	..	654	1,412	..	..	..
Norway . . . . .	62	32	..	24	..	1,278	644	..	441	..
Denmark . . . . .	1,053	1,026	894	1,108	398	22,584	22,109	18,113	22,579	6,287
Germany . . . . .	692	1,020	893	639	245	13,364	18,359	19,208	11,633	5,085
Netherlands . . . . .	751	1,059	786	157	174	12,748	16,988	13,441	2,608	3,518
Belgium . . . . .	7	37	120	38	22	310	903	2,143	860	460

No. 13—continued

ARTICLES AND COUNTRIES OF CONSIGNMENT; ALSO SHARE OF EACH PROVINCE	QUANTITY					VALUE				
	1927-28	1928-29	1929-30	1930-31	1931-32	1927-28	1928-29	1929-30	1930-31	1931-32
						₹	₹	₹	₹	₹
<b>Liquors, including denatured and Perfumed Spirits—continued</b>										
<i>Spirit—continued</i>										
<b>Liqueurs (I. D)—continued</b>	<b>Gals.</b>	<b>Gals.</b>	<b>Gals.</b>	<b>Gals.</b>	<b>Gals.</b>					
France . . . . .	9,082	10,886	11,882	7,758	4,089	1,87,802	1,58,146	1,64,000	1,08,095	68,545
Spain . . . . .	180	..	25	2	5	3,726	..	637	108	85
Italy . . . . .	177	162	165	152	75	5,323	4,189	3,304	3,043	1,924
United States of America—										
Via Atlantic Coast . . . . .	551	186	396	476	729	20,972	5,898	14,378	16,970	25,799
Other Foreign Countries . . . . .	114	69	71	109	63	2,845	2,227	1,252	1,262	659
<b>TOTAL FOREIGN COUNTRIES . . . . .</b>	<b>12,634</b>	<b>14,042</b>	<b>14,792</b>	<b>10,508</b>	<b>5,650</b>	<b>2,20,906</b>	<b>2,25,975</b>	<b>2,36,476</b>	<b>1,67,608</b>	<b>1,07,313</b>
Share of Bengal . . . . .	7,312	8,388	9,459	7,041	4,892	1,55,652	1,74,715	2,04,623	1,41,667	1,16,114
" Bombay . . . . .	3,637	3,060	4,250	2,532	1,355	64,278	43,718	61,395	38,343	21,224
" Sind . . . . .	3,125	3,574	3,186	2,046	923	51,259	57,766	50,181	35,186	15,307
" Madras . . . . .	885	1,189	1,443	800	4,573	14,976	18,316	22,106	14,025	22,395
" Burma . . . . .	1,484	1,649	827	1,650	753	32,514	26,341	13,300	24,114	12,030
<b>TOTAL . . . . .</b>	<b>16,998</b>	<b>17,860</b>	<b>19,165</b>	<b>14,069</b>	<b>12,501</b>	<b>3,18,679</b>	<b>3,25,856</b>	<b>3,51,605</b>	<b>2,53,335</b>	<b>1,86,870</b>
<b>Rum (I. D)—</b>	<b>Gals.</b>	<b>Gals.</b>	<b>Gals.</b>	<b>Gals.</b>	<b>Gals.</b>					
United Kingdom . . . . .	5,292	6,082	4,674	4,482	3,870	47,947	51,697	40,255	38,525	42,902
Other British Possessions . . . . .	229	..	9	59	..	843	..	168	197	80
<b>TOTAL BRITISH EMPIRE . . . . .</b>	<b>5,521</b>	<b>6,082</b>	<b>4,683</b>	<b>4,541</b>	<b>3,870</b>	<b>48,790</b>	<b>51,697</b>	<b>40,423</b>	<b>38,722</b>	<b>42,982</b>
Germany . . . . .	7,998	6,083	6,518	3,145	522	36,968	30,608	26,371	18,037	3,158
France . . . . .	327	845	772	185	166	2,780	5,999	6,474	1,504	1,993
Java* . . . . .	76,798	51,626	193,752	24,221	17,076	1,04,264	68,425	2,46,563	27,799	20,042
Other Foreign Countries . . . . .	15	44	197	8	123	160	250	1,067	120	670
<b>TOTAL FOREIGN COUNTRIES . . . . .</b>	<b>85,138</b>	<b>58,598</b>	<b>201,239</b>	<b>27,559</b>	<b>18,487</b>	<b>1,44,172</b>	<b>1,05,372</b>	<b>2,80,475</b>	<b>42,460</b>	<b>25,868</b>
Share of Bengal . . . . .	55,216	51,330	194,232	24,910	18,154	94,142	55,583	2,00,593	33,747	23,845
" Bombay . . . . .	10,103	8,327	7,139	3,451	3,172	59,633	50,431	40,617	22,567	37,554
" Sind . . . . .	1,040	1,176	1,074	1,367	437	3,333	11,681	11,744	13,623	4,389
" Madras . . . . .	379	660	516	464	369	5,168	4,641	3,376	3,084	1,975
" Burma . . . . .	23,421	2,637	2,911	1,998	225	25,696	4,733	4,568	3,161	1,032
<b>TOTAL . . . . .</b>	<b>90,659</b>	<b>64,630</b>	<b>205,922</b>	<b>32,100</b>	<b>22,357</b>	<b>1,92,962</b>	<b>1,57,060</b>	<b>3,20,898</b>	<b>81,182</b>	<b>68,793</b>

\* "Java rum" not denatured before clearance; almost all this rum is ultimately denatured before issue from bond.  
The total quantity of rum cleared from bond after denaturation in 1931-32 amounted to 19,783 gallons.

GENERAL IMPORTS

ARTICLES AND COUNTRIES OF CONSIGNMENT; ALSO SHARE OF EACH PROVINCE	QUANTITY					VALUE				
	1927-28	1928-29	1929-30	1930-31	1931-32	1927-28	1928-29	1929-30	1930-31	1931-32
	Gals.	Gals.	Gals.	Gals.	Gals.	₹	₹	₹	₹	₹
<i>Liquors, including denatured and Perfumed Spirits—continued</i>										
<i>Spirit—continued</i>										
<i>Whisky (I. D)—</i>										
United Kingdom . . . . .	535,691	539,821	539,914	509,276	314,320	91,50,642	91,32,260	92,15,230	87,40,030	52,70,300
Gibraltar . . . . .	212	..	..	..	2	3,777	..	..	..	85
Ceylon . . . . .	37	6	66	12	73	800	189	1,226	199	1,524
Straits Settlements (including Labuan) . . . . .	243	29	63	30	25	8,498	720	1,474	1,245	636
Canada—										
Via Atlantic Coast . . . . .	185	..	49	..	..	2,024	..	757	..	..
Other British Possessions . . . . .	35	45	18	11	122	682	1,069	403	225	1,958
<b>TOTAL BRITISH EMPIRE</b> . . . . .	<b>536,403</b>	<b>539,901</b>	<b>540,110</b>	<b>509,337</b>	<b>314,542</b>	<b>91,66,423</b>	<b>91,34,238</b>	<b>92,19,090</b>	<b>87,41,699</b>	<b>52,74,455</b>
Germany . . . . .	9,932	6,287	4,944	2,619	524	59,451	41,090	26,222	15,753	4,493
Netherlands . . . . .	143	675	365	122	142	500	4,116	2,762	438	731
Belgium . . . . .	149	330	..	..	..	3,274	5,151	..	..	..
France . . . . .	481	721	237	308	2	6,275	7,887	3,289	4,742	60
Italy . . . . .	..	98	1	..	1	2	1,476	24	11	45
Java . . . . .	142	90	10	149	42	717	183	314	3,571	864
China (exclusive of Hongkong and Macao) . . . . .	..	11	179	11	103	..	622	2,911	253	1,297
Japan . . . . .	4	9	33	48	10	125	470	1,047	912	274
Other Foreign Countries . . . . .	105	9	14	25	48	1,698	275	376	474	732
<b>TOTAL FOREIGN COUNTRIES</b> . . . . .	<b>10,956</b>	<b>8,230</b>	<b>5,783</b>	<b>3,282</b>	<b>872</b>	<b>72,026</b>	<b>61,270</b>	<b>36,945</b>	<b>26,154</b>	<b>8,496</b>
Share of Bengal . . . . .	193,697	195,210	188,704	171,839	113,183	31,43,000	31,60,393	30,57,625	28,07,759	17,97,231
„ Bombay . . . . .	123,270	116,080	122,344	117,877	62,494	20,28,887	18,96,879	20,52,290	20,12,336	10,42,251
„ Sind . . . . .	111,245	117,477	119,553	114,695	63,464	21,14,331	22,29,783	22,41,803	21,68,744	12,07,276
„ Madras . . . . .	50,133	50,505	56,107	46,955	31,317	7,77,389	7,63,248	8,73,577	7,35,114	4,91,147
„ Burma . . . . .	69,014	68,859	59,185	61,203	44,956	11,76,842	11,45,205	10,30,740	10,53,900	7,45,046
<b>TOTAL</b> . . . . .	<b>547,359</b>	<b>548,131</b>	<b>545,893</b>	<b>512,619</b>	<b>315,414</b>	<b>92,38,449</b>	<b>91,95,508</b>	<b>92,56,035</b>	<b>87,67,858</b>	<b>52,82,951</b>
<i>Spirit present in drugs, medicines, or chemicals (III. C)—</i>										
United Kingdom . . . . .	64,709	68,477	67,930	46,421	46,358	18,40,704	18,23,508	20,88,294	18,88,121	14,06,143
Ceylon . . . . .	47	108	26	8	23	1,287	3,446	536	208	453
Straits Settlements (including Labuan) . . . . .	9	78	182	67	1	532	5,276	8,448	3,997	52
Hongkong . . . . .	357	1,394	262	349	317	54,375	39,226	20,884	27,505	20,554
Other British Possessions . . . . .	60	4	4	..	3	964	101	175	96	274
<b>TOTAL BRITISH EMPIRE</b> . . . . .	<b>65,782</b>	<b>70,061</b>	<b>68,354</b>	<b>46,845</b>	<b>46,702</b>	<b>18,97,812</b>	<b>18,71,557</b>	<b>21,17,837</b>	<b>14,19,927</b>	<b>14,27,476</b>

## No. 13—continued

ARTICLES AND COUNTRIES OF CONSIGNMENT; ALSO SHARE OF EACH PROVINCE	QUANTITY					VALUE				
	1927-28	1928-29	1929-30	1930-31	1931-32	1927-28	1928-29	1929-30	1930-31	1931-32
	Gals.	Gals.	Gals.	Gals.	Gals.	R	R	R	R	R
<i>Liquors, including denatured and Perfumed Spirits—continued</i>										
<i>Spirit present in drugs, medicines, or chemicals (III. C)—continued</i>										
Germany . . . . .	7,117	5,998	5,525	6,470	4,586	1,54,580	1,50,069	1,19,069	1,29,515	92,881
Netherlands . . . . .	202	1,579	402	484	282	4,314	15,197	5,706	7,100	5,818
Belgium . . . . .	902	987	186	348	172	21,154	21,478	5,207	8,761	4,459
France . . . . .	14,691	15,065	15,281	8,875	6,689	3,51,904	3,55,069	3,65,857	2,07,145	1,76,894
Spain . . . . .	..	..	..	69	..	..	..	..	1,031	15
Portugal . . . . .	16	43	164	276	29	310	620	2,268	4,219	377
Switzerland . . . . .	36	104	489	276	632	3,348	7,539	21,641	10,384	27,414
Italy . . . . .	1,767	1,504	2,043	1,299	848	37,639	29,852	38,947	25,634	16,938
Austria . . . . .	56	39	108	19	77	1,010	993	1,406	510	1,434
China (exclusive of Hong- kong and Macao) . . . . .	159	484	333	614	419	901	5,708	4,100	10,071	6,997
Japan . . . . .	47	56	41	55	59	481	935	956	1,177	1,523
United States of America— Via Atlantic Coast . . . . .	50,455	55,946	64,663	54,293	42,464	14,63,818	16,29,455	18,15,785	15,80,091	13,86,676
" Pacific " . . . . .	52	..	1	17	1	1,460	..	75	463	24
Other Foreign Countries . . . . .	9	29	8	5	13	248	1,087	687	565	615
<b>TOTAL FOREIGN COUNTRIES . . . . .</b>	<b>75,509</b>	<b>81,874</b>	<b>89,194</b>	<b>72,550</b>	<b>56,221</b>	<b>20,41,147</b>	<b>22,17,997</b>	<b>23,81,704</b>	<b>19,86,866</b>	<b>16,71,310</b>
<i>Share of Bengal . . . . .</i>	<i>54,722</i>	<i>51,212</i>	<i>59,479</i>	<i>45,223</i>	<i>36,530</i>	<i>16,09,795</i>	<i>14,39,697</i>	<i>18,18,416</i>	<i>13,04,764</i>	<i>11,83,559</i>
" Bombay . . . . .	51,200	63,973	56,801	38,375	41,124	13,73,234	16,33,332	16,05,605	10,82,262	11,31,551
" Sind . . . . .	5,811	5,377	6,316	6,144	4,797	1,52,694	1,50,750	1,88,193	1,70,794	1,37,467
" Madras . . . . .	13,162	12,908	18,478	16,660	10,724	3,39,988	3,31,391	4,60,710	4,74,355	3,15,892
" Burma . . . . .	16,396	18,465	15,974	12,994	9,748	4,63,248	4,84,334	4,26,617	3,74,618	2,80,317
<b>TOTAL . . . . .</b>	<b>141,291</b>	<b>151,935</b>	<b>157,548</b>	<b>119,395</b>	<b>102,923</b>	<b>39,38,959</b>	<b>40,89,554</b>	<b>44,99,541</b>	<b>34,06,793</b>	<b>30,98,786</b>
<i>Spirit, perfumed (III. V)— United Kingdom . . . . .</i>	<i>4,918</i>	<i>5,119</i>	<i>4,930</i>	<i>3,165</i>	<i>2,544</i>	<i>5,01,293</i>	<i>5,30,425</i>	<i>4,64,813</i>	<i>3,04,686</i>	<i>2,28,192</i>
Gibraltar . . . . .	48	..	..	..	2	4,178	..	7	10	100
Ceylon . . . . .	29	4	2	6	9	1,475	559	510	478	401
Straits Settlements (includ- ing Labuan) . . . . .	45	52	41	20	19	4,394	5,087	5,071	1,883	1,048
Transval . . . . .	..	..	108	..	..	..	18	12,344	..	..
Other British Possessions . . . . .	1	29	2	17	24	428	965	243	1,087	1,056
<b>TOTAL BRITISH EMPIRE . . . . .</b>	<b>5,041</b>	<b>5,204</b>	<b>5,083</b>	<b>3,208</b>	<b>2,598</b>	<b>5,11,763</b>	<b>5,37,054</b>	<b>4,82,988</b>	<b>3,08,144</b>	<b>2,28,796</b>
Germany . . . . .	3,934	3,407	3,696	2,946	3,172	2,32,174	1,98,931	1,88,444	1,66,924	1,62,909
Netherlands . . . . .	592	86	307	610	519	15,269	4,306	14,632	18,889	14,688
Belgium . . . . .	611	232	123	286	30	25,168	12,921	11,29	17,799	4,554
France . . . . .	4,537	5,302	4,425	3,028	1,461	4,41,135	4,48,888	4,22,652	2,75,715	1,64,263
Italy . . . . .	..	..	10	18	2	..	..	228	1,478	329
Austria . . . . .	19	3	8	..	..	1,677	551	447	3	15
China (exclusive of Hong- kong and Macao) . . . . .	162	2	3	..	6	4,155	69	64	62	163
United States of America— Via Atlantic Coast . . . . .	177	858	80	60	45	33,213	37,530	10,372	4,504	3,821
" Pacific " . . . . .	..	..	..	..	..	9	..	..	..	..
Other Foreign Countries . . . . .	16	13	14	3	10	879	1,298	1,849	386	1,028
<b>TOTAL FOREIGN COUNTRIES . . . . .</b>	<b>10,038</b>	<b>9,903</b>	<b>8,666</b>	<b>6,950</b>	<b>5,245</b>	<b>7,53,874</b>	<b>7,04,989</b>	<b>6,50,017</b>	<b>4,85,160</b>	<b>3,51,770</b>
<i>Share of Bengal . . . . .</i>	<i>4,331</i>	<i>4,514</i>	<i>5,349</i>	<i>3,344</i>	<i>1,867</i>	<i>3,72,986</i>	<i>3,27,069</i>	<i>3,80,037</i>	<i>2,42,519</i>	<i>1,33,399</i>
" Bombay . . . . .	4,698	5,457	5,136	3,574	3,548	4,34,362	4,35,811	4,34,833	2,67,607	2,62,176
" Sind . . . . .	837	753	839	671	708	69,452	70,612	78,649	55,181	61,359
" Madras . . . . .	1,034	1,737	1,057	855	733	68,314	93,439	73,351	56,225	44,003
" Burma . . . . .	3,079	2,846	1,468	1,714	987	3,20,023	3,15,112	1,66,035	1,71,632	89,630
<b>TOTAL . . . . .</b>	<b>15,079</b>	<b>15,107</b>	<b>13,749</b>	<b>10,158</b>	<b>7,848</b>	<b>12,65,637</b>	<b>12,42,043</b>	<b>11,33,005</b>	<b>7,93,304</b>	<b>5,90,566</b>

GENERAL IMPORTS

( 264 )

No. 13—continued

ARTICLES, AND COUNTRIES OF CONSIGNMENT; ALSO SHARE OF EACH PROVINCE	QUANTITY *					VALUE				
	1927-28	1928-29	1929-30	1930-31	1931-32	1927-28	1928-29	1929-30	1930-31	1931-32
						R	R	R	R	R
<b>Liquors, including denatured and Perfumed Spirits—continued</b>										
<b>Spirit—continued</b>										
<b>Denatured—</b>										
<b>Imported direct (III. E)—</b>	<b>Gals.</b>	<b>Gals.</b>	<b>Gals.</b>	<b>Gals.</b>	<b>Gals.</b>					
<b>TOTAL BRITISH EMPIRE</b>	251	250	80	128	76	875	909	845	1,318	490
<b>Java</b>	20,200	..	..	..	..	17,067	..	..	..	..
<b>Other Foreign Countries</b>	18	..	14	..	..	79	..	58	..	..
<b>TOTAL FOREIGN COUNTRIES</b>	20,218	..	14	..	..	17,146	..	58	..	..
<b>Share of Bengal</b>	235	94	34	..	30	777	342	184	..	197
.. <b>Bombay</b>	10	120	..	8	..	44	328	..	57	..
.. <b>Sind</b>	18	..	..	111	40	79	..	..	1,231	261
.. <b>Madras</b>	20,206	4	40	7	6	17,121	56	214	25	32
.. <b>Burma</b>	..	32	..	..	..	..	183	..	..	..
<b>TOTAL</b>	20,489	250	74	128	76	18,021	909	998	1,318	490
<b>Denatured at Custom House immediately on arrival before clearance (III. E)—</b>	<b>Gals.</b>	<b>Gals.</b>	<b>Gals.</b>	<b>Gals.</b>	<b>Gals.</b>					
<b>United Kingdom</b>	..	6	16	6	44	..	178	104	6	103
<b>Netherlands</b>	8,687	30	..	..	..	4,228	1,090	..	..	..
<b>Java</b>	886,989	780,260	853,818	1,116,414	1,050,284	12,61,024	8,98,898	9,64,306	11,64,835	9,88,642
<b>United States of America—</b>										
<b>Via Atlantic Coast</b>	..	422	..	917	1,942	..	1,776	..	3,987	7,571
<b>Other Foreign Countries</b>	..	10	..	..	20	..	84	..	..	51
<b>TOTAL FOREIGN COUNTRIES</b>	890,656	780,722	853,818	1,117,331	1,052,246	12,65,247	9,01,848	9,64,306	11,68,772	9,96,264
<b>Share of Bengal</b>	478,708	326,301	356,149	531,693	443,328	7,62,778	4,52,990	4,26,422	6,09,847	3,90,721
.. <b>Bombay</b>	301,093	247,922	293,366	367,158	394,662	3,56,808	2,76,561	3,28,137	4,22,188	3,43,711
.. <b>Sind</b>	27,798	29,320	45,081	65,714	54,719	33,997	33,272	49,719	69,327	55,924
.. <b>Madras</b>	7,802	46,496	62,516	76,582	82,266	8,139	38,735	55,749	83,449	77,399
.. <b>Burma</b>	75,255	80,189	96,714	75,990	77,315	1,03,525	95,418	1,04,383	83,867	78,666
<b>TOTAL</b>	890,656	780,728	853,836	1,117,337	1,052,290	12,65,247	9,02,028	9,64,410	11,68,778	9,96,867

No. 13—continued

ARTICLES, AND COUNTRIES OF CONSIGNMENT; ALSO SHARE OF EACH PROVINCE	QUANTITY					VALUE				
	1927-28	1928-29	1929-30	1930-31	1931-32	1927-28	1928-29	1929-30	1930-31	1931-32
Liquors, including denatured and Perfumed Spirits—continued						R	R	R	R	R
<i>Spirit—continued.</i>										
<i>Total Spirit, denatured (III. E)—</i>										
	Gals.	Gals.	Gals.	Gals.	Gals.					
United Kingdom . . . . .	251	256	78	132	120	875	1,087	440	1,319	593
Netherlands . . . . .	3,667	30	..	..	..	4,223	1,000	..	..	..
Java . . . . .	907,189	780,260	853,818	1,116,414	1,050,284	12,78,091	8,98,898	9,64,306	11,64,835	9,88,642
United States of America— Via Atlantic Coast . . . . .	..	422	..	917	1,942	..	1,776	..	3,987	7,571
Other Foreign Countries . . . . .	18	10	14	..	20	79	84	53	..	51
<b>TOTAL FOREIGN COUNTRIES</b>	<b>910,874</b>	<b>780,722</b>	<b>853,832</b>	<b>1,117,331</b>	<b>1,052,246</b>	<b>12,82,393</b>	<b>9,01,848</b>	<b>9,64,359</b>	<b>11,68,772</b>	<b>9,96,204</b>
<i>Share of Bengal . . . . .</i>	<i>478,943</i>	<i>326,395</i>	<i>356,183</i>	<i>531,593</i>	<i>443,358</i>	<i>7,63,555</i>	<i>4,53,332</i>	<i>4,26,606</i>	<i>5,09,947</i>	<i>3,80,918</i>
" <i>Bombay . . . . .</i>	<i>301,103</i>	<i>248,042</i>	<i>293,366</i>	<i>367,166</i>	<i>394,662</i>	<i>3,56,862</i>	<i>2,76,389</i>	<i>3,26,137</i>	<i>4,32,245</i>	<i>3,93,711</i>
" <i>Sind . . . . .</i>	<i>27,816</i>	<i>29,320</i>	<i>45,091</i>	<i>65,325</i>	<i>64,759</i>	<i>34,076</i>	<i>35,272</i>	<i>49,719</i>	<i>70,558</i>	<i>56,182</i>
" <i>Madras . . . . .</i>	<i>28,008</i>	<i>46,500</i>	<i>62,556</i>	<i>76,839</i>	<i>82,272</i>	<i>25,260</i>	<i>35,841</i>	<i>55,963</i>	<i>83,474</i>	<i>77,331</i>
" <i>Burma . . . . .</i>	<i>75,255</i>	<i>80,221</i>	<i>96,714</i>	<i>75,990</i>	<i>77,315</i>	<i>1,03,625</i>	<i>95,601</i>	<i>1,04,383</i>	<i>83,867</i>	<i>78,665</i>
<b>TOTAL</b>	<b>911,125</b>	<b>780,978</b>	<b>853,910</b>	<b>1,117,463</b>	<b>1,052,366</b>	<b>12,83,268</b>	<b>9,02,935</b>	<b>9,64,808</b>	<b>11,70,091</b>	<b>9,96,867</b>
Other sorts (I. D)—	Gals.	Gals.	Gals.	Gals.	Gals.					
United Kingdom . . . . .	19,195	20,187	22,573	18,161	14,087	8,05,501	8,68,134	9,43,841	7,12,837	5,46,421
Ceylon . . . . .	3,161	3,292	4,520	2,643	280	10,443	11,447	14,402	9,722	1,161
Straits Settlements (includ- ing Labuan) . . . . .	903	116	252	185	113	7,034	1,957	3,174	1,938	1,569
Hongkong . . . . .	3,985	3,469	5,313	3,694	870	30,981	28,012	37,468	23,749	5,858
Other British Possessions . . . . .	16	4	26	1	2	249	76	649	23	24
<b>TOTAL BRITISH EMPIRE</b>	<b>27,260</b>	<b>27,068</b>	<b>32,684</b>	<b>24,684</b>	<b>15,288</b>	<b>8,54,208</b>	<b>9,09,626</b>	<b>9,99,084</b>	<b>7,48,269</b>	<b>5,54,533</b>
Denmark . . . . .	96	25	..	..	..	1,910	556	..	..	..
Germany . . . . .	1,449	3,126	1,604	1,047	851	22,159	57,424	65,062	27,585	21,711
Netherlands . . . . .	6,063	4,167	9,569	14,542	1,388	49,888	51,580	77,505	71,488	49,056
Belgium . . . . .	8	35	10	16	16	288	1,344	251	465	681
France . . . . .	1,022	1,783	1,750	455	268	24,999	37,782	38,860	10,180	8,012
Switzerland . . . . .	37	7	32	20	7	1,747	376	1,447	924	302
Italy . . . . .	238	48	74	97	39	5,644	2,438	3,523	2,870	639
Java . . . . .	7,209	2,371	5,869	2,984	617	6,686	2,472	5,395	2,793	674
China (excluding Hong- kong and Macao) . . . . .	7,889	6,630	4,776	3,465	2,497	58,785	58,148	39,592	26,094	18,035
United States of America— Via Atlantic Coast . . . . .	1,214	943	990	1,193	1,040	42,342	24,359	30,815	40,372	34,318
" <i>Pacific . . . . .</i>	<i>52</i>	<i>6</i>	<i>..</i>	<i>..</i>	<i>1</i>	<i>785</i>	<i>195</i>	<i>..</i>	<i>..</i>	<i>64</i>
Other Foreign Countries . . . . .	255	34	46	39	23	749	632	1,094	683	714
<b>TOTAL FOREIGN COUNTRIES</b>	<b>25,536</b>	<b>19,180</b>	<b>24,720</b>	<b>13,858</b>	<b>6,747</b>	<b>2,15,932</b>	<b>2,32,306</b>	<b>2,63,607</b>	<b>1,84,269</b>	<b>1,34,806</b>
<i>Share of Bengal . . . . .</i>	<i>7,545</i>	<i>5,542</i>	<i>9,943</i>	<i>5,948</i>	<i>2,990</i>	<i>1,53,004</i>	<i>1,57,038</i>	<i>1,71,466</i>	<i>1,40,505</i>	<i>1,07,323</i>
" <i>Bombay . . . . .</i>	<i>9,090</i>	<i>9,620</i>	<i>11,176</i>	<i>7,918</i>	<i>6,575</i>	<i>3,35,291</i>	<i>3,52,771</i>	<i>3,92,474</i>	<i>2,95,311</i>	<i>2,36,446</i>
" <i>Sind . . . . .</i>	<i>4,510</i>	<i>5,291</i>	<i>5,298</i>	<i>4,331</i>	<i>3,601</i>	<i>1,84,153</i>	<i>2,05,337</i>	<i>2,13,474</i>	<i>1,68,327</i>	<i>1,40,115</i>
" <i>Madras . . . . .</i>	<i>14,271</i>	<i>11,384</i>	<i>15,536</i>	<i>10,006</i>	<i>3,187</i>	<i>1,46,665</i>	<i>1,75,261</i>	<i>1,96,312</i>	<i>1,44,079</i>	<i>90,163</i>
" <i>Burma . . . . .</i>	<i>17,330</i>	<i>14,411</i>	<i>15,453</i>	<i>10,239</i>	<i>5,682</i>	<i>2,51,077</i>	<i>2,51,475</i>	<i>2,87,415</i>	<i>1,33,806</i>	<i>1,14,799</i>
<b>TOTAL</b>	<b>52,796</b>	<b>46,248</b>	<b>57,404</b>	<b>38,542</b>	<b>22,035</b>	<b>10,70,180</b>	<b>11,41,932</b>	<b>12,02,641</b>	<b>9,32,523</b>	<b>6,89,339</b>

GENERAL IMPORTS

( 266 )

No. 13—continued

ARTICLES AND COUNTRIES OF CONSIGNMENT; ALSO SHARE OF EACH PROVINCE	QUANTITY					VALUE				
	1927-28	1928-29	1929-30	1930-31	1931-32	1927-28	1928-29	1929-30	1930-31	1931-32
<i>Liquors, including denatured and Perfumed Spirits—continued</i>						R	R	R	R	R
<i>Spirit—continued</i>										
<i>Total Spirit—</i>	<i>Gals.</i>	<i>Gals.</i>	<i>Gals.</i>	<i>Gals.</i>	<i>Gals.</i>					
United Kingdom . . . . .	743,370	752,583	760,532	708,220	463,125	1,36,07,001	1,36,04,043	1,40,61,306	1,2,513,255	88,07,587
Gibraltar . . . . .	275	9	42	34	4	8,370	344	862	396	135
Aden and Dependencies . . . . .	48	35	..	6	6	872	986	10	225	192
Ceylon . . . . .	3,298	3,515	4,660	2,735	422	14,557	16,283	17,214	11,327	4,179
Straits Settlements (includ- ing Labuan) . . . . .	1,704	479	668	540	339	33,111	15,798	19,938	12,008	4,593
Hongkong . . . . .	4,942	5,106	5,575	4,043	1,192	85,356	68,573	57,875	51,298	25,990
Natal . . . . .	62	67	113	20	58	1,394	1,019	1,875	378	332
Transvaal . . . . .	..	..	108	..	..	..	18	12,844	..	..
Kenya Colony . . . . .	2	1	33	7	63	272	64	881	298	1,240
Canada—										
<i>Via Atlantic Coast . . . . .</i>	185	..	49	..	3	2,024	..	757	..	274
Western Australia . . . . .	4	..	..	..	1	150	..	..	..	12
Victoria . . . . .	..	2	35	..	1,753	111	71	456	8	4,547
New South Wales . . . . .	3	1	11	11	1	194	40	359	371	71
<i>Australian Common wealth     (Total)</i>	7	3	46	11	1,755	455	111	315	379	4,630
British West India Islands . . . . .	221	..	118	54	..	695	..	3,900	143	..
Other British Possessions	141	66	8	31	93	1,915	1,744	271	861	1,683
<b>TOTAL BRITISH EMPIRE</b>	<b>754,253</b>	<b>761,864</b>	<b>771,952</b>	<b>715,701</b>	<b>466,960</b>	<b>1,37,55,761</b>	<b>1,37,08,933</b>	<b>1,41,78,098</b>	<b>1,25,90,558</b>	<b>88,51,285</b>
<i>Russia—</i>										
Northern Russia . . . . .	65	65	..	..	..	654	1,412	..	..	..
Sweden . . . . .	56	32	37	26	53	1,151	793	1,598	744	1,297
Norway . . . . .	62	32	..	43	..	1,278	644	5	852	..
Denmark . . . . .	1,267	1,339	1,009	1,153	370	26,854	28,746	20,447	23,425	7,765
Germany . . . . .	80,307	61,476	59,916	36,415	15,355	7,76,268	6,35,725	6,37,063	4,76,354	3,28,265
Netherlands . . . . .	23,982	18,570	25,220	16,371	3,924	1,82,943	1,71,193	2,10,762	1,78,991	1,21,694
Belgium . . . . .	2,132	1,702	529	638	241	55,989	42,970	19,556	27,835	10,172
France . . . . .	388,443	415,571	426,228	339,267	156,335	50,70,650	52,07,181	52,61,648	42,25,669	21,76,788
Spain . . . . .	135	..	37	93	40	3,384	..	2,881	1,366	897
Portugal . . . . .	5,291	59	197	276	65	57,232	1,117	2,536	4,219	790
Switzerland . . . . .	101	144	523	296	639	5,526	9,255	28,121	11,808	27,716
Italy . . . . .	2,206	1,904	2,594	1,984	1,246	49,317	37,976	49,031	36,847	22,339
Austria . . . . .	75	64	234	19	77	2,587	1,668	3,371	513	1,007
Java . . . . .	994,787	785,827	1,053,769	1,144,357	1,063,632	13,93,376	9,71,536	12,17,541	12,00,045	10,10,503
China ( <i>exclusive of Hongkong     and Macao</i> ) . . . . .	3,209	7,129	5,291	4,090	3,023	63,349	59,533	46,667	37,333	26,529
Japan . . . . .	73	102	105	139	121	1,108	2,432	2,923	2,763	3,340
United States of America—										
<i>Via Atlantic Coast . . . . .</i>	52,552	53,360	66,129	56,939	46,243	15,61,600	16,99,013	13,71,353	16,45,374	14,08,351
<i>„ Pacific „ . . . . .</i>	104	6	1	17	2	2,254	195	75	463	88
Other Foreign Countries . . . . .	403	177	83	123	114	3,040	3,204	2,565	2,160	1,432
<b>TOTAL FOREIGN COUNTRIES</b>	<b>1,560,250</b>	<b>1,353,059</b>	<b>1,641,957</b>	<b>1,602,301</b>	<b>1,302,490</b>	<b>92,60,355</b>	<b>89,24,643</b>	<b>93,73,133</b>	<b>78,71,351</b>	<b>51,50,473</b>



ARTICLES, AND COUNTRIES OF CONSIGNMENT; ALSO SHARE OF EACH PROVINCE	QUANTITY					VALUE				
	1927-28	1928-29	1929-30	1930-31	1931-32	1927-28	1928-29	1929-30	1930-31	1931-32
						₹	₹	₹	₹	₹
<b>Liquors, including denatured and Perfumed Spirits—continued</b>										
<i>Spirit—concluded</i>										
<i>Total Spirit—continued</i>										
	Gals.	Gals.	Gals.	Gals.	Gals.					
<i>Share of Bengal . . . . .</i>	916,738	771,167	950,487	899,859	684,446	75,16,657	71,98,591	76,95,095	64,22,619	44,91,839
<i>„ Bombay . . . . .</i>	694,742	622,517	675,939	684,445	581,321	65,98,110	62,98,795	65,87,808	65,82,160	39,04,518
<i>„ Sind . . . . .</i>	233,550	246,044	276,356	270,274	165,807	35,97,656	38,16,474	40,19,499	36,41,866	21,06,180
<i>„ Madras . . . . .</i>	179,826	204,185	243,824	223,246	170,742	20,07,644	21,43,822	24,21,733	21,71,685	13,74,824
<i>„ Burma . . . . .</i>	289,647	271,010	267,303	235,178	167,135	32,96,050	31,75,949	28,27,146	26,44,179	16,24,397
<b>TOTAL</b>	2,314,503	2,114,923	2,413,909	2,318,002	1,769,450	2,30,16,116	2,26,93,631	2,35,51,281	2,04,62,409	1,35,01,758
<b>Wines—</b>										
<b>Champagne and other sparkling wines (I. D)—</b>										
United Kingdom . . . . .	5,049	4,975	4,478	1,610	1,322	1,42,630	1,15,476	1,07,145	43,167	37,912
Natal . . . . .	7	21	..	..	102	160	317	..	..	1,791
Other British Possessions . . . . .	29	45	13	23	11	684	1,176	293	914	293
<b>TOTAL BRITISH EMPIRE</b>	5,085	5,041	4,491	1,633	1,435	1,43,674	1,16,969	1,07,438	44,081	39,996
<b>Germany . . . . .</b>	2,288	1,730	1,457	1,201	543	54,730	31,628	29,792	21,118	9,170
<b>Netherlands . . . . .</b>	894	1,226	1,272	1,010	444	14,988	22,977	20,296	16,385	7,161
<b>Belgium . . . . .</b>	2,001	2,516	2,804	3,596	1,516	74,514	72,804	83,006	1,17,166	44,378
<b>France . . . . .</b>	18,070	19,893	17,334	12,305	6,746	5,52,033	5,84,584	5,28,584	3,64,267	2,11,496
<b>Spain . . . . .</b>	10	40	9	44	2	71	753	358	1,570	28
<b>Italy . . . . .</b>	216	409	293	215	70	2,261	6,867	3,342	2,555	982
<b>Iraq . . . . .</b>	..	39	..	40	1	..	1,200	..	1,321	10
<b>China (exclusive of Hongkong and Macao) . . . . .</b>	630	..	..	26	..	3,337	..	..	208	5
<b>Other Foreign Countries . . . . .</b>	6	40	15	17	7	80	548	202	436	186
<b>TOTAL FOREIGN COUNTRIES</b>	24,715	25,958	23,184	18,454	9,329	7,02,014	7,21,361	6,65,580	5,25,028	2,73,866
<b>Share of Bengal . . . . .</b>	10,108	12,022	10,988	7,314	4,340	2,64,831	2,98,390	2,34,280	1,82,508	1,20,044
<i>„ Bombay . . . . .</i>	8,377	8,188	7,824	5,333	2,797	2,61,613	2,10,492	2,17,266	1,54,749	79,112
<i>„ Sind . . . . .</i>	4,187	4,663	4,321	3,948	1,826	1,56,510	1,64,684	1,54,500	1,40,615	66,745
<i>„ Madras . . . . .</i>	2,776	2,580	2,764	1,372	1,093	77,047	72,154	77,417	37,603	29,846
<i>„ Burma . . . . .</i>	3,772	3,541	1,778	2,060	708	85,687	92,110	39,555	53,632	17,611
<b>TOTAL</b>	29,800	30,994	27,675	20,037	10,764	8,45,688	8,38,830	7,73,018	5,69,107	3,13,362

GENERAL IMPORTS

( 268 : )

No. 13—continued

ARTICLES AND COUNTRIES OF CONSIGNMENT; ALSO SHARE OF EACH PROVINCE	QUANTITY					VALUE				
	1927-28	1928-29	1929-30	1930-31	1931-32	1927-28	1928-29	1929-30	1930-31	1931-32
						R	R	R	R	R
<i>Liquors, including denatured and Perfumed Spirits—continued</i>										
<i>Wines—continued</i>										
Port (I. D)—	Gals.	Gals.	Gals.	Gals.	Gals.					
United Kingdom . . . . .	29,145	28,158	26,148	19,892	12,720	4,23,096	3,88,556	3,39,180	2,59,342	1,64,862
Gibraltar . . . . .	960	234	352	296	55	17,046	4,006	6,208	5,036	999
Other British Possessions . . . . .	30	36	6	76	12	805	710	64	557	201
<b>TOTAL BRITISH EMPIRE</b>	<b>30,135</b>	<b>28,428</b>	<b>26,506</b>	<b>19,764</b>	<b>12,787</b>	<b>4,40,947</b>	<b>3,93,272</b>	<b>3,45,452</b>	<b>2,64,935</b>	<b>1,66,062</b>
Georgia . . . . .	295	..	..	..	..	2,020	..	..	..	..
Germany . . . . .	460	517	407	74	99	3,566	4,067	2,774	478	701
Netherlands . . . . .	6	235	200	290	222	55	2,157	1,428	2,849	2,342
France . . . . .	728	894	476	691	240	9,838	10,267	6,961	9,366	2,346
Spain . . . . .	243	372	258	1,269	123	4,188	5,631	4,060	6,032	1,871
Portugal . . . . .	12,076	12,663	11,595	8,213	6,442	1,28,086	1,15,053	1,17,442	88,384	58,616
Italy . . . . .	10	..	60	118	148	120	..	460	789	1,129
Other Foreign Countries . . . . .	24	66	35	10	14	319	718	385	161	199
<b>TOTAL FOREIGN COUNTRIES</b>	<b>13,782</b>	<b>14,747</b>	<b>13,031</b>	<b>10,665</b>	<b>7,288</b>	<b>1,18,192</b>	<b>1,33,503</b>	<b>1,33,530</b>	<b>1,08,059</b>	<b>67,203</b>
<i>Share of Bengal . . . . .</i>	<i>15,598</i>	<i>17,063</i>	<i>14,333</i>	<i>8,543</i>	<i>6,715</i>	<i>2,10,507</i>	<i>2,16,692</i>	<i>1,75,441</i>	<i>1,08,217</i>	<i>84,111</i>
" <i>Bombay . . . . .</i>	<i>11,160</i>	<i>10,305</i>	<i>10,097</i>	<i>7,720</i>	<i>4,189</i>	<i>1,40,394</i>	<i>1,13,221</i>	<i>1,17,638</i>	<i>92,447</i>	<i>44,061</i>
" <i>Sind . . . . .</i>	<i>7,666</i>	<i>6,250</i>	<i>6,447</i>	<i>5,755</i>	<i>3,301</i>	<i>1,23,062</i>	<i>90,079</i>	<i>93,139</i>	<i>85,437</i>	<i>49,263</i>
" <i>Madras . . . . .</i>	<i>4,891</i>	<i>5,680</i>	<i>5,233</i>	<i>5,946</i>	<i>3,788</i>	<i>55,983</i>	<i>58,975</i>	<i>53,968</i>	<i>53,440</i>	<i>36,552</i>
" <i>Burma . . . . .</i>	<i>4,612</i>	<i>3,372</i>	<i>2,927</i>	<i>2,465</i>	<i>1,532</i>	<i>59,193</i>	<i>52,808</i>	<i>38,786</i>	<i>33,453</i>	<i>19,258</i>
<b>TOTAL</b>	<b>43,917</b>	<b>43,175</b>	<b>39,537</b>	<b>30,429</b>	<b>20,075</b>	<b>5,80,139</b>	<b>5,31,775</b>	<b>4,78,982</b>	<b>3,72,994</b>	<b>2,33,265</b>
<i>Still red wines, other than port (I. D)—</i>	Gals.	Gals.	Gals.	Gals.	Gals.					
United Kingdom . . . . .	13,580	15,649	14,364	12,842	8,820	1,68,829	1,85,827	1,82,680	1,16,667	66,212
Gibraltar . . . . .	..	19	112	50	..	..	334	1,784	275	..
Palestine . . . . .	313	26	..	51	47	1,557	100	..	360	220
Western Australia . . . . .	..	..	20	..	..	..	..	190	..	..
South Australia (including Northern Territory) . . . . .	1,891	1,163	219	89	139	9,017	5,204	938	400	662
Victoria . . . . .	415	676	9	3	135	1,321	2,760	180	57	629
New South Wales . . . . .	68	100	128	322	189	246	583	535	1,188	721
Australian Commonwealth (Total) . . . . .	<b>2,374</b>	<b>1,939</b>	<b>376</b>	<b>414</b>	<b>463</b>	<b>10,584</b>	<b>3,547</b>	<b>1,793</b>	<b>1,736</b>	<b>2,015</b>
Other British Possessions . . . . .	54	45	29	289	79	441	362	136	1,582	769
<b>TOTAL BRITISH EMPIRE</b>	<b>21,301</b>	<b>17,678</b>	<b>15,381</b>	<b>13,646</b>	<b>9,409</b>	<b>1,80,911</b>	<b>1,44,670</b>	<b>1,36,893</b>	<b>1,20,619</b>	<b>69,216</b>

No. 13—continued.

ARTICLES, AND COUNTRIES OF CONSIGNMENT; ALSO SHARE OF EACH PROVINCE	QUANTITY					VALUE				
	1927-28	1928-29	1929-30	1930-31	1931-32	1927-28	1928-29	1929-30	1930-31	1931-32
						₹	₹	₹	₹	₹
<b>Liquors, including denatured and Perfumed Spirits—continued</b>										
<b>Wines—continued</b>										
<b>Still red wines, other than port (I. D)—continued</b>	Gals.	Gals.	Gals.	Gals.	Gals.					
Germany . . . . .	3,657	3,075	3,717	3,419	1,711	23,746	18,501	25,108	24,796	10,126
Netherlands . . . . .	421	851	1,026	1,025	649	4,596	7,891	11,850	9,213	5,884
Belgium . . . . .	1,015	735	656	671	128	16,028	11,219	11,827	11,985	1,888
France . . . . .	16,519	12,049	13,549	8,624	7,167	1,19,921	92,144	1,06,578	65,142	44,556
Spain . . . . .	7,875	10,220	9,841	9,689	10,809	20,334	29,980	26,810	26,732	27,478
Portugal . . . . .	1,356	697	2,540	1,011	854	6,753	2,058	6,930	3,908	3,389
Italy . . . . .	2,844	3,731	3,112	2,517	1,191	16,549	23,962	19,511	20,288	8,166
Japan . . . . .	21	123	74	54	9	168	1,369	446	328	72
Egypt . . . . .	317	..	14	86	105	1,030	..	167	626	659
Other Foreign Countries . .	104	41	94	91	95	1,188	287	777	730	578
<b>TOTAL FOREIGN COUNTRIES</b>	<b>34,129</b>	<b>31,572</b>	<b>35,023</b>	<b>27,187</b>	<b>22,708</b>	<b>2,10,708</b>	<b>1,87,411</b>	<b>2,09,999</b>	<b>1,63,748</b>	<b>1,03,796</b>
<b>Share of Bengal . . . . .</b>	<b>9,254</b>	<b>8,922</b>	<b>10,046</b>	<b>6,623</b>	<b>6,509</b>	<b>65,532</b>	<b>67,408</b>	<b>71,429</b>	<b>58,242</b>	<b>38,217</b>
„ <b>Bombay . . . . .</b>	<b>20,247</b>	<b>16,435</b>	<b>13,467</b>	<b>13,977</b>	<b>11,178</b>	<b>1,44,065</b>	<b>1,13,319</b>	<b>1,24,605</b>	<b>1,00,041</b>	<b>62,356</b>
„ <b>Sind . . . . .</b>	<b>3,849</b>	<b>3,392</b>	<b>2,967</b>	<b>2,227</b>	<b>1,224</b>	<b>41,853</b>	<b>41,228</b>	<b>36,793</b>	<b>27,744</b>	<b>11,375</b>
„ <b>Madras . . . . .</b>	<b>11,705</b>	<b>11,667</b>	<b>10,676</b>	<b>3,313</b>	<b>7,324</b>	<b>64,123</b>	<b>60,076</b>	<b>62,155</b>	<b>40,615</b>	<b>29,352</b>
„ <b>Burma . . . . .</b>	<b>10,375</b>	<b>3,734</b>	<b>3,258</b>	<b>9,693</b>	<b>5,882</b>	<b>76,045</b>	<b>50,050</b>	<b>51,405</b>	<b>57,725</b>	<b>29,712</b>
<b>TOTAL</b>	<b>55,430</b>	<b>49,250</b>	<b>50,404</b>	<b>40,833</b>	<b>32,117</b>	<b>3,91,619</b>	<b>3,32,081</b>	<b>3,46,392</b>	<b>2,84,367</b>	<b>1,72,012</b>
<b>Sherry, Madeira, and Marsala (I. D)—</b>	Gals.	Gals.	Gals.	Gals.	Gals.					
United Kingdom . . . . .	23,201	21,231	22,459	20,076	15,754	3,89,258	3,16,354	3,45,506	3,39,877	2,49,507
Gibraltar . . . . .	2,529	1,777	1,698	2,006	703	38,804	25,238	23,484	35,043	12,853
Kenya Colony . . . . .	..	..	..	..	43	..	..	159	..	1,015
South Australia (including Northern Territory) . . . . .	119	..	96	..	50	518	4	1,849	..	1,092
Victoria . . . . .	..	2	..	..	..	..	26	..	..	..
New South Wales . . . . .	..	..	4	..	..	..	..	48	..	..
<b>Australian Commonwealth (Total) . . . . .</b>	<b>119</b>	<b>2</b>	<b>100</b>	<b>..</b>	<b>50</b>	<b>518</b>	<b>36</b>	<b>1,897</b>	<b>..</b>	<b>1,092</b>
Other British Possessions . .	9	..	3	53	15	141	128	61	860	346
<b>TOTAL BRITISH EMPIRE</b>	<b>25,858</b>	<b>23,017</b>	<b>24,260</b>	<b>23,135</b>	<b>16,565</b>	<b>3,78,716</b>	<b>3,42,250</b>	<b>3,75,948</b>	<b>3,75,780</b>	<b>2,64,903</b>
<b>Germany . . . . .</b>	<b>523</b>	<b>527</b>	<b>727</b>	<b>1,253</b>	<b>405</b>	<b>3,020</b>	<b>2,768</b>	<b>4,572</b>	<b>2,054</b>	<b>2,055</b>
Netherlands . . . . .	261	248	328	473	61	1,703	1,992	1,629	2,392	458
France . . . . .	687	439	185	456	319	6,597	4,316	1,877	4,176	2,868
Spain . . . . .	1,515	1,709	3,435	2,992	4,250	16,449	23,739	41,231	33,357	45,980
Portugal . . . . .	169	133	17	72	84	2,989	2,039	193	959	671
Italy . . . . .	179	126	99	63	8	1,107	607	530	561	56
Other Foreign Countries . .	9	7	..	7	4	65	239	4	163	74
<b>TOTAL FOREIGN COUNTRIES</b>	<b>3,343</b>	<b>3,634</b>	<b>4,901</b>	<b>4,326</b>	<b>5,221</b>	<b>31,930</b>	<b>37,700</b>	<b>50,036</b>	<b>43,692</b>	<b>53,042</b>
<b>Share of Bengal . . . . .</b>	<b>3,748</b>	<b>3,903</b>	<b>9,307</b>	<b>3,069</b>	<b>7,394</b>	<b>1,21,336</b>	<b>1,27,551</b>	<b>1,33,762</b>	<b>1,20,733</b>	<b>1,12,914</b>
„ <b>Bombay . . . . .</b>	<b>10,272</b>	<b>3,243</b>	<b>9,563</b>	<b>3,092</b>	<b>6,074</b>	<b>1,33,010</b>	<b>1,12,648</b>	<b>1,27,267</b>	<b>1,17,050</b>	<b>84,923</b>
„ <b>Sind . . . . .</b>	<b>4,775</b>	<b>4,317</b>	<b>5,039</b>	<b>5,391</b>	<b>3,722</b>	<b>91,504</b>	<b>80,937</b>	<b>91,456</b>	<b>1,17,028</b>	<b>68,143</b>
„ <b>Madras . . . . .</b>	<b>4,021</b>	<b>3,335</b>	<b>4,160</b>	<b>3,299</b>	<b>3,064</b>	<b>50,097</b>	<b>42,532</b>	<b>57,536</b>	<b>47,339</b>	<b>36,165</b>
„ <b>Burma . . . . .</b>	<b>1,387</b>	<b>1,353</b>	<b>1,092</b>	<b>1,110</b>	<b>1,032</b>	<b>14,699</b>	<b>10,282</b>	<b>15,963</b>	<b>17,242</b>	<b>15,785</b>
<b>TOTAL</b>	<b>29,201</b>	<b>26,651</b>	<b>29,161</b>	<b>26,461</b>	<b>21,736</b>	<b>4,10,646</b>	<b>3,79,950</b>	<b>4,25,984</b>	<b>4,19,442</b>	<b>3,17,046</b>

GENERAL IMPORTS

ARTICLES, AND COUNTRIES OF CONSIGNMENT; ALSO SHARE OF EACH PROVINCE	QUANTITY					VALUE				
	1927-28	1928-29	1929-30	1930-31	1931-32	1927-28	1928-29	1929-30	1930-31	1931-32
						₹	₹	₹	₹	₹
<i>Liquors, including denatured and Perfumed Spirits—continued</i>										
<i>Wines—continued</i>										
<i>Still white wines, other than Sherry, Madra, and Marsala (L. D)—</i>	<i>Gals.</i>	<i>Gals.</i>	<i>Gals.</i>	<i>Gals.</i>	<i>Gals.</i>					
United Kingdom . . . . .	1,050	1,157	990	501	340	11,975	13,067	11,933	5,835	4,178
Gibraltar . . . . .	44	86	15	..	..	350	1,350	228	..	..
Hongkong . . . . .	686	2	..	59	..	3,290	24	..	275	..
Other British Possessions . . . . .	78	235	14	32	100	620	1,284	200	575	433
<b>TOTAL BRITISH EMPIRE . . . . .</b>	<b>1,858</b>	<b>1,480</b>	<b>1,019</b>	<b>502</b>	<b>440</b>	<b>16,235</b>	<b>15,726</b>	<b>12,361</b>	<b>6,685</b>	<b>4,600</b>
Germany . . . . .	1,356	1,096	1,404	1,013	696	14,533	12,760	15,909	11,306	7,551
Netherlands . . . . .	833	974	837	1,018	652	10,347	12,387	10,710	14,872	7,729
Belgium . . . . .	398	264	215	158	95	5,692	4,580	3,872	2,783	1,283
France . . . . .	10,149	8,382	8,386	7,339	3,878	83,402	67,158	79,406	62,839	32,899
Spain . . . . .	2,976	3,608	1,796	2,588	2,118	8,385	9,297	9,909	7,488	6,347
Portugal . . . . .	201	28	52	179	47	1,165	151	443	1,215	291
Italy . . . . .	1,292	1,353	586	288	296	10,762	10,709	3,043	2,960	1,839
Japan . . . . .	198	353	283	306	325	1,138	3,126	1,812	1,954	2,585
Other Foreign Countries . . . . .	129	29	84	6	15	1,115	696	817	67	114
<b>TOTAL FOREIGN COUNTRIES . . . . .</b>	<b>17,532</b>	<b>16,082</b>	<b>13,643</b>	<b>12,845</b>	<b>8,112</b>	<b>1,36,539</b>	<b>1,20,814</b>	<b>1,25,921</b>	<b>1,05,484</b>	<b>60,683</b>
<i>Share of Bengal . . . . .</i>	<i>2,368</i>	<i>4,534</i>	<i>2,634</i>	<i>3,733</i>	<i>1,478</i>	<i>21,490</i>	<i>32,056</i>	<i>24,185</i>	<i>23,322</i>	<i>14,724</i>
" <i>Bombay . . . . .</i>	<i>5,662</i>	<i>4,068</i>	<i>4,568</i>	<i>3,376</i>	<i>2,690</i>	<i>49,507</i>	<i>38,037</i>	<i>45,537</i>	<i>34,903</i>	<i>21,670</i>
" <i>Sind . . . . .</i>	<i>3,312</i>	<i>3,400</i>	<i>3,172</i>	<i>2,954</i>	<i>1,598</i>	<i>44,961</i>	<i>40,444</i>	<i>41,582</i>	<i>38,194</i>	<i>16,143</i>
" <i>Madras . . . . .</i>	<i>4,385</i>	<i>2,615</i>	<i>1,312</i>	<i>821</i>	<i>952</i>	<i>19,534</i>	<i>14,159</i>	<i>14,181</i>	<i>3,089</i>	<i>3,562</i>
" <i>Burma . . . . .</i>	<i>3,133</i>	<i>2,945</i>	<i>2,476</i>	<i>2,503</i>	<i>1,834</i>	<i>17,232</i>	<i>11,843</i>	<i>12,797</i>	<i>12,571</i>	<i>9,115</i>
<b>TOTAL . . . . .</b>	<b>19,390</b>	<b>17,562</b>	<b>14,662</b>	<b>13,437</b>	<b>8,552</b>	<b>1,52,774</b>	<b>1,36,539</b>	<b>1,39,282</b>	<b>1,12,160</b>	<b>65,244</b>
<i>Other sorts (including Vermouth and Ginger wine) (L. D)—</i>	<i>Gals.</i>	<i>Gals.</i>	<i>Gals.</i>	<i>Gals.</i>	<i>Gals.</i>					
United Kingdom . . . . .	10,516	11,416	11,818	8,928	5,431	98,253	1,03,070	1,06,866	82,508	51,679
Ceylon . . . . .	31	26	166	27	32	686	361	1,363	246	434
Straits Settlements (including Labuan) . . . . .	296	14	10	53	2	1,060	105	98	874	40
Hongkong . . . . .	538	171	8	..	11	2,716	1,713	80	..	60
Other British Possessions . . . . .	67	5	8	4	18	809	67	31	41	159
<b>TOTAL BRITISH EMPIRE . . . . .</b>	<b>11,457</b>	<b>11,632</b>	<b>12,020</b>	<b>9,011</b>	<b>5,494</b>	<b>1,03,524</b>	<b>1,05,806</b>	<b>1,08,388</b>	<b>83,609</b>	<b>52,381</b>

No. 13—continued

ARTICLES, AND COUNTRIES OF CONSIGNMENT; ALSO SHARE OF EACH PROVINCE	QUANTITY					VALUE				
	1927-28	1928-29	1929-30	1930-31	1931-32	1927-28	1928-29	1929-30	1930-31	1931-32
Liquors, including denatured and Perfumed Spirits—continued						₹	₹	₹	₹	₹
Wines—continued										
Other sorts (including Vermouth and Ginger wine) (I. D)— continued	Gals.	Gals.	Gals.	Gals.	Gals.					
Germany . . . . .	539	1,100	233	1,461	294	4,118	6,525	1,737	14,966	2,343
Netherlands . . . . .	65	224	139	..	334	326	1,226	1,142	..	1,470
France . . . . .	71,344	67,941	75,234	66,462	42,542	4,15,488	3,85,167	4,11,138	3,62,318	2,49,065
Spain . . . . .	351	1,331	2,630	1,336	1,150	2,047	3,236	3,549	3,657	3,704
Switzerland . . . . .	660	..	..	..	..	3,056	..	..	..	..
Italy . . . . .	40,842	41,377	37,254	36,401	21,457	2,48,615	2,58,968	2,17,853	2,14,211	1,20,275
Austria . . . . .	95	..	366	..	..	769	..	2,866	3	..
Japan . . . . .	272	98	71	73	4	1,623	593	522	474	31
United States of America— Via Atlantic Coast . . . . .	179	..	..	..	35	1,060	..	..	..	710
Other Foreign Countries . . . . .	194	233	146	38	170	710	1,204	1,247	249	341
<b>TOTAL FOREIGN COUNTRIES . . . . .</b>	<b>114,946</b>	<b>112,304</b>	<b>116,173</b>	<b>105,821</b>	<b>65,886</b>	<b>6,77,312</b>	<b>6,56,914</b>	<b>6,45,054</b>	<b>5,95,378</b>	<b>3,78,529</b>
Share of Bengal . . . . .	39,664	34,265	36,038	29,732	23,121	1,96,351	1,78,307	1,85,052	1,61,347	1,23,178
„ Bombay . . . . .	23,359	26,307	25,539	26,902	12,315	2,02,042	1,58,159	1,45,166	1,50,093	75,275
„ Sind . . . . .	29,141	23,748	31,995	23,244	14,492	2,20,384	2,25,037	2,37,007	2,06,123	1,07,146
„ Madras . . . . .	16,220	21,003	24,107	19,801	14,503	37,643	1,13,954	1,25,323	1,03,004	83,251
„ Burma . . . . .	13,019	14,113	10,464	10,153	6,949	74,916	36,763	60,294	53,930	42,060
<b>TOTAL . . . . .</b>	<b>126,401</b>	<b>124,486</b>	<b>128,193</b>	<b>114,832</b>	<b>71,380</b>	<b>7,81,336</b>	<b>7,62,220</b>	<b>7,53,442</b>	<b>6,79,547</b>	<b>4,30,910</b>
Total Wines—	Gals.	Gals.	Gals.	Gals.	Gals.					
United Kingdom . . . . .	87,521	82,586	80,757	63,349	44,337	11,83,536	10,72,350	10,43,310	8,47,396	5,74,435
Gibraltar . . . . .	3,554	2,116	2,177	2,352	758	56,490	30,028	36,704	40,354	13,352
Palestine . . . . .	313	26	..	111	47	1,557	100	..	690	220
Ceylon . . . . .	87	45	191	272	53	1,701	1,067	1,456	1,910	560
Straits Settlements (including Labuan) . . . . .	323	88	26	133	40	1,760	1,367	419	2,635	381
Hongkong . . . . .	1,224	173	5	91	11	6,006	1,737	55	400	60
Natal . . . . .	87	81	8	35	232	827	805	76	250	2,618
Kenya Colony . . . . .	12	1	..	5	68	122	8	..	52	1,336
Western Australia . . . . .	2	..	20	..	2	24	..	100	..	32
South Australia (including Northern Territory) . . . . .	2,066	1,349	315	101	192	10,102	5,955	2,737	697	1,773
Victoria . . . . .	415	691	12	4	137	1,321	3,015	163	87	642
New South Wales . . . . .	63	101	141	322	189	246	593	730	1,183	724
Australian Commonwealth (Total) . . . . .	2,551	2,141	433	427	520	11,693	9,663	3,370	1,972	3,166
Other British Possessions . . . . .	22	19	25	6	14	311	262	90	101	136
<b>TOTAL BRITISH EMPIRE . . . . .</b>	<b>95,694</b>	<b>87,276</b>	<b>83,677</b>	<b>66,781</b>	<b>46,130</b>	<b>12,64,003</b>	<b>11,18,192</b>	<b>10,85,080</b>	<b>8,95,769</b>	<b>5,97,164</b>
Georgia . . . . .	235	..	..	..	..	2,020	..	..	..	..
Germany . . . . .	3,823	3,405	3,055	7,426	3,328	1,03,713	78,269	79,837	74,713	32,346
Netherlands . . . . .	2,480	3,753	4,452	3,321	2,262	32,015	48,630	47,055	45,711	25,044
Belgium . . . . .	4,027	3,523	3,677	4,439	1,739	96,350	88,832	93,730	1,32,005	47,549
France . . . . .	117,497	109,593	115,164	95,377	60,332	11,37,179	11,43,626	11,34,544	8,63,103	5,43,229
Spain . . . . .	13,470	17,370	17,819	17,968	13,452	51,974	72,636	90,917	73,336	35,473
Portugal . . . . .	13,802	13,706	14,277	9,435	7,568	1,33,993	1,21,015	1,25,330	94,664	63,533
Switzerland . . . . .	769	34	59	3	..	4,531	763	431	55	..

GENERAL IMPORTS

( 272 )

No. 13—continued

ARTICLES, AND COUNTRIES OF CONSIGNMENT; ALSO SHARE OF EACH PROVINCE	QUANTITY					VALUE				
	1927-28	1928-29	1929-30	1930-31	1931-32	1927-28	1928-29	1929-30	1930-31	1931-32
	Gals.	Gals.	Gals.	Gals.	Gals.	R	R	R	R	R
<i>Liquors, including denatured and Perfumed Spirits—continued</i>										
<i>Wines—concluded</i>										
<i>Total Wines—continued</i>										
Italy . . . . .	45,383	47,006	41,404	39,552	23,170	2,70,414	3,01,108	2,44,759	2,41,364	1,32,397
Austria . . . . .	116	..	866	..	..	956	..	2,806	8	..
Iraq . . . . .	2	62	20	58	67	19	1,287	134	1,542	450
China (exclusive of Hongkong and Macao) . . . . .	652	..	8	26	5	3,500	..	15	215	54
Japan . . . . .	499	575	428	483	343	2,999	5,105	2,780	2,768	2,789
Egypt . . . . .	310	67	68	89	105	1,070	458	529	704	659
United States of America— Via Atlantic Coast . . . . .	179	..	..	..	55	1,060	..	..	..	954
Other Foreign Countries . . . . .	194	98	163	116	68	1,356	919	1,793	1,169	590
<b>TOTAL FOREIGN COUNTRIES</b>	<b>208,447</b>	<b>204,702</b>	<b>205,955</b>	<b>179,298</b>	<b>1,18,544</b>	<b>19,07,199</b>	<b>18,62,708</b>	<b>18,80,120</b>	<b>15,41,857</b>	<b>9,85,574</b>
<i>Share of Bengal</i>	<i>85,738</i>	<i>85,714</i>	<i>83,846</i>	<i>64,064</i>	<i>60,057</i>	<i>8,30,048</i>	<i>9,20,904</i>	<i>8,74,149</i>	<i>6,54,419</i>	<i>4,93,192</i>
<i>" Bombay</i>	<i>84,667</i>	<i>73,596</i>	<i>76,108</i>	<i>65,450</i>	<i>39,243</i>	<i>9,30,631</i>	<i>7,45,876</i>	<i>7,77,479</i>	<i>6,49,373</i>	<i>3,87,926</i>
<i>" Sind</i>	<i>52,910</i>	<i>51,270</i>	<i>53,931</i>	<i>49,019</i>	<i>26,663</i>	<i>6,78,274</i>	<i>6,42,409</i>	<i>6,55,083</i>	<i>6,76,141</i>	<i>3,18,320</i>
<i>" Madras</i>	<i>44,498</i>	<i>46,830</i>	<i>48,752</i>	<i>39,562</i>	<i>30,724</i>	<i>3,54,477</i>	<i>3,61,850</i>	<i>3,90,550</i>	<i>2,85,090</i>	<i>2,19,229</i>
<i>" Burma</i>	<i>36,328</i>	<i>34,608</i>	<i>26,995</i>	<i>27,984</i>	<i>17,987</i>	<i>3,27,772</i>	<i>3,09,856</i>	<i>2,18,310</i>	<i>2,33,603</i>	<i>1,33,671</i>
<b>TOTAL</b>	<b>304,141</b>	<b>292,068</b>	<b>289,632</b>	<b>246,079</b>	<b>164,674</b>	<b>31,71,202</b>	<b>29,80,895</b>	<b>29,16,100</b>	<b>24,37,626</b>	<b>15,32,788</b>
<i>Total Liquors—</i>	<i>Gals.</i>	<i>Gals.</i>	<i>Gals.</i>	<i>Gals.</i>	<i>Gals.</i>					
United Kingdom . . . . .	3,758,482	3,652,126	4,001,390	3,796,524	2,987,836	2,12,05,444	2,09,77,762	2,20,35,734	1,97,74,961	1,38,01,770
Gibraltar . . . . .	3,829	2,125	2,219	2,386	762	64,860	31,272	37,566	40,750	13,087
Malta and Gozo . . . . .	..	..	..	2	1,475	..	..	..	8	2,342
Palestina . . . . .	423	26	..	111	47	2,508	100	..	690	220
Aden and Dependences . . . . .	185	86	..	11	11	1,468	1,018	10	311	217
Bahrain Islands . . . . .	35	133	..	..	2	182	1,274	..	..	36
Ceylon . . . . .	3,423	3,560	4,871	3,045	562	10,520	17,352	18,824	13,403	5,129
Straits Settlements (including Labuan) . . . . .	2,183	1,743	767	907	479	35,627	19,103	20,736	15,523	6,226
Hongkong . . . . .	6,587	5,279	5,580	4,134	1,203	91,897	70,310	57,939	51,698	26,050
Natal . . . . .	1,267	928	524	55	458	5,606	3,956	3,953	637	3,950
Transvaal . . . . .	..	..	108	..	..	..	18	12,344	..	..
Kenya Colony . . . . .	14	4	69	12	215	304	78	1,016	350	2,896
Mauritius and Dependences . . . . .	2	1	41	11	191	62	110	590	498	1,081
Canada—										
Via Atlantic Coast . . . . .	185	343	49	..	3	2,024	660	757	..	274
British West India Islands . . . . .	221	..	118	54	..	695	..	3,900	143	..
Western Australia . . . . .	6	..	23	..	3	174	..	271	..	34
South Australia (including Northern Territory) . . . . .	2,066	1,350	379	102	243	10,107	6,002	3,152	730	1,931
Victoria . . . . .	7,215	3,577	7,899	11,029	9,555	25,239	30,770	28,154	36,733	23,950
New South Wales . . . . .	71	103	152	247	512	440	651	1,039	1,619	1,679
Australian Commonwealth (Total) . . . . .	9,353	10,030	8,453	11,473	10,312	35,960	37,423	32,666	39,082	32,594
Other British Possessions . . . . .	24	30	28	20	61	614	843	220	335	1,019
<b>TOTAL BRITISH EMPIRE</b>	<b>3,786,218</b>	<b>3,676,369</b>	<b>4,024,215</b>	<b>3,818,750</b>	<b>3,003,617</b>	<b>2,14,63,856</b>	<b>2,10,61,279</b>	<b>2,22,25,390</b>	<b>1,99,33,889</b>	<b>1,33,97,732</b>

No. 13—continued

ARTICLES, AND COUNTRIES OF CONSIGNMENT; ALSO SHARE OF EACH PROVINCE	QUANTITY					VALUE				
	1927-28	1928-29	1929-30	1930-31	1931-32	1927-28	1928-29	1929-30	1930-31	1931-32
						R	R	R	R	R
<i>Liquors including denatured and Perfumed Spirits—concluded</i>										
<i>Total Liquors—continued</i>										
<i>Russia—</i>										
Northern Russia . . . . .	Gals. 65	Gals. 65	Gals. --	Gals. --	Gals. 159	654	1,412	--	--	618
Georgia . . . . .	311	14	--	1	--	2,495	596	--	6	--
Sweden . . . . .	246	1,668	43	362	79	1,501	4,068	1,608	1,388	1,426
Norway . . . . .	98	38	--	299	400	1,334	656	5	1,341	750
Denmark . . . . .	9,873	19,539	5,850	15,858	24,906	50,232	81,999	32,186	60,640	69,351
Germany . . . . .	1,181,630	1,092,061	1,116,258	942,277	574,276	39,96,107	35,76,477	37,23,627	30,73,260	18,43,488
Netherlands . . . . .	272,894	277,013	366,481	389,429	352,770	7,43,123	7,60,588	9,41,043	9,66,416	7,92,762
Belgium . . . . .	10,999	18,491	21,396	21,013	40,613	1,60,630	1,64,430	1,64,735	2,06,220	1,40,005
France . . . . .	506,590	525,845	542,270	436,164	218,185	62,60,166	63,54,714	63,99,444	50,94,087	27,22,911
Spain . . . . .	18,609	17,370	17,906	18,066	18,518	55,870	72,636	93,798	80,248	86,497
Portugal . . . . .	19,093	13,765	14,474	9,761	7,638	1,96,225	1,22,132	1,28,366	98,883	64,325
Switzerland . . . . .	370	182	582	304	799	10,107	10,042	23,602	11,363	27,983
Italy . . . . .	52,356	52,051	47,311	42,934	30,876	3,40,474	3,44,897	3,01,843	2,81,097	1,69,194
Austria . . . . .	15,682	9,479	3,573	1,195	18,053	42,408	24,028	13,077	2,834	25,464
Czechoslovakia . . . . .	--	2,379	2,516	471	1,120	--	8,700	8,012	1,409	2,659
Persia . . . . .	134	34	23	114	15	1,174	672	643	775	123
Java . . . . .	994,325	785,858	1,053,856	1,144,698	1,068,834	13,94,153	9,71,761	12,17,844	12,01,557	10,11,350
Siam . . . . .	273	83	76	290	60	870	627	456	1,869	446
Iraq . . . . .	29	234	1,738	127	202	538	1,929	2,842	2,009	890
China (exclusive of Hongkong and Macao) . . . . .	8,867	7,129	5,294	4,116	3,091	67,361	59,583	46,682	37,595	26,736
Japan . . . . .	190,523	231,411	238,751	279,959	260,059	3,42,496	3,91,467	4,63,739	4,65,658	3,83,972
Egypt . . . . .	323	85	86	94	143	1,216	606	732	337	991
United States of America—										
Via Atlantic Coast . . . . .	52,731	58,360	66,157	56,940	46,536	15,62,660	16,99,013	16,71,433	16,45,377	14,10,329
" Pacific " . . . . .	104	6	1	67	2	2,254	195	75	727	88
Other Foreign Countries . . . . .	120	106	151	125	87	1,467	1,374	2,270	1,547	1,107
<b>TOTAL FOREIGN COUNTRIES</b>	<b>3,332,240</b>	<b>3,113,266</b>	<b>3,554,788</b>	<b>3,363,694</b>	<b>2,662,424</b>	<b>1,62,35,455</b>	<b>1,46,55,107</b>	<b>1,54,38,067</b>	<b>1,32,37,624</b>	<b>87,88,465</b>
<i>Share of Bengal</i>	<i>2,142,015</i>	<i>1,950,643</i>	<i>2,219,493</i>	<i>2,063,019</i>	<i>1,603,254</i>	<i>1,08,31,594</i>	<i>1,06,43,966</i>	<i>1,12,43,602</i>	<i>94,74,413</i>	<i>67,65,349</i>
" Bombay . . . . .	<i>2,076,224</i>	<i>1,906,459</i>	<i>2,229,733</i>	<i>2,192,479</i>	<i>1,866,141</i>	<i>99,36,996</i>	<i>94,35,716</i>	<i>1,03,03,436</i>	<i>80,67,253</i>	<i>64,52,170</i>
" Sind . . . . .	<i>1,038,999</i>	<i>1,141,447</i>	<i>1,226,238</i>	<i>1,186,739</i>	<i>842,271</i>	<i>63,24,239</i>	<i>65,40,208</i>	<i>68,23,214</i>	<i>63,26,427</i>	<i>38,11,707</i>
" Madras . . . . .	<i>535,734</i>	<i>725,658</i>	<i>301,180</i>	<i>307,367</i>	<i>678,390</i>	<i>31,30,634</i>	<i>34,72,445</i>	<i>39,30,377</i>	<i>35,66,734</i>	<i>24,63,340</i>
" Burma . . . . .	<i>1,225,436</i>	<i>1,065,428</i>	<i>1,042,304</i>	<i>927,340</i>	<i>675,435</i>	<i>63,75,393</i>	<i>57,19,051</i>	<i>53,02,273</i>	<i>43,41,137</i>	<i>31,92,631</i>
<b>TOTAL</b>	<b>7,118,458</b>	<b>6,789,835</b>	<b>7,579,003</b>	<b>7,182,444</b>	<b>5,666,041</b>	<b>3,66,99,311</b>	<b>3,57,16,336</b>	<b>3,76,63,457</b>	<b>3,31,76,013</b>	<b>2,26,86,247</b>
<i>Machinery and Millwork—</i>										
<i>prime-movers (other than electrical)—</i>										
Locomotives (including those for railways)—										
Oil Engines (H.P.)—										
United Kingdom . . . . .	No. 75	No. 50	No. 23	No. 23	No. 28	2,30,426	2,97,144	1,55,176	1,34,727	1,56,587
Sweden . . . . .	14	2	--	1	--	33,672	3,315	--	4,643	--
Norway . . . . .	2	--	--	--	--	1,377	--	--	--	--
Denmark . . . . .	--	--	--	1	--	--	--	--	6,456	--
Germany . . . . .	15	7	--	1	4	24,961	28,715	--	5,236	24,480
Iraq . . . . .	1	--	--	--	--	100	--	--	--	--
United States of America— Via Atlantic Coast . . . . .	10	4	29	4	6	32,205	7,145	70,239	6,136	2,254
<b>TOTAL FOREIGN COUNTRIES</b>	<b>42</b>	<b>13</b>	<b>29</b>	<b>7</b>	<b>10</b>	<b>32,315</b>	<b>39,675</b>	<b>70,239</b>	<b>22,471</b>	<b>26,764</b>

GENERAL IMPORTS

No. 13—continued

ARTICLES AND COUNTRIES OF CONSIGNMENT; ALSO SHARE OF EACH PROVINCE	QUANTITY					VALUE				
	1927-28	1928-29	1929-30	1930-31	1931-32	1927-28	1928-29	1929-30	1930-31	1931-32
	No.	No.	No.	No.	No.	R	R	R	R	R
<b>Machinery and Millwork—continued</b>										
<i>Prime-movers (other than electrical)—continued</i>										
<i>Locomotives (including those on railways)—continued</i>										
<b>Oil Engines (III. J)—continued</b>										
<i>Share of Bengal</i>	16	19	14	18	16	1,01,434	75,693	77,539	68,336	93,156
<i>„ Bombay</i>	4	9	7	11	12	26,843	56,310	63,459	73,938	78,032
<i>„ Sind</i>	10	23	36	6	8	37,364	1,25,660	84,367	14,924	9,573
<i>„ Madras</i>	—	2	—	—	1	—	19,620	—	—	914
<i>„ Burma</i>	37	5	—	—	1	1,56,550	52,636	—	—	1,674
<b>TOTAL</b>	<b>117</b>	<b>68</b>	<b>67</b>	<b>35</b>	<b>38</b>	<b>3,22,741</b>	<b>3,36,819</b>	<b>2,25,415</b>	<b>1,57,198</b>	<b>1,88,351</b>
<b>Parts of oil engines (III. J)—</b>										
<i>United Kingdom</i>	—	—	—	—	—	68,491	40,932	48,564	23,367	51,664
<i>Other British Possessions</i>	—	—	—	—	—	500	250	334	—	—
<b>TOTAL BRITISH EMPIRE</b>	<b>—</b>	<b>—</b>	<b>—</b>	<b>—</b>	<b>—</b>	<b>68,991</b>	<b>1,232</b>	<b>48,898</b>	<b>23,367</b>	<b>51,664</b>
<i>Sweden</i>	—	—	—	—	—	4,389	1,552	—	—	34
<i>Germany</i>	—	—	—	—	—	398	18,818	24,375	4,021	2,371
<i>Belgium</i>	—	—	—	—	—	—	—	6,031	—	1,848
<i>Austria</i>	—	—	—	—	—	4,420	—	—	—	—
<i>Java</i>	—	—	—	—	—	5,430	—	—	—	—
<i>United States of America—</i>										
<i>Via Atlantic Coast</i>	—	—	—	—	—	1,816	17,425	4,887	768	3,254
<i>„ Pacific</i>	—	—	—	—	—	—	—	1,192	—	—
<i>Other Foreign Countries</i>	—	—	—	—	—	—	504	—	29	358
<b>TOTAL FOREIGN COUNTRIES</b>	<b>—</b>	<b>—</b>	<b>—</b>	<b>—</b>	<b>—</b>	<b>16,448</b>	<b>33,299</b>	<b>36,485</b>	<b>4,818</b>	<b>7,865</b>
<i>Share of Bengal</i>	—	—	—	—	—	17,529	13,569	24,240	20,210	31,851
<i>„ Bombay</i>	—	—	—	—	—	90	4,596	393	622	10,963
<i>„ Sind</i>	—	—	—	—	—	5,512	33,214	26,101	7,324	11,268
<i>„ Madras</i>	—	—	—	—	—	35,106	15,645	—	29	—
<i>„ Burma</i>	—	—	—	—	—	27,202	7,507	34,149	—	5,447
<b>TOTAL</b>	<b>—</b>	<b>—</b>	<b>—</b>	<b>—</b>	<b>—</b>	<b>85,439</b>	<b>74,531</b>	<b>85,388</b>	<b>28,185</b>	<b>59,529</b>
<b>Steam engines (III. J)—</b>										
<i>United Kingdom</i>	206	114	129	82	38	15,20,300	12,30,908	9,80,438	6,94,835	4,51,052
<i>Denmark</i>	—	—	—	—	1	—	—	—	—	6,460
<i>Germany</i>	5	8	17	5	3	29,084	68,986	5,84,256	33,300	28,283
<i>France</i>	1	—	—	—	—	5,338	—	—	—	—
<i>Iraq</i>	1	—	—	—	—	800	—	—	—	—
<i>United States of America—</i>										
<i>Via Atlantic Coast</i>	5	1	—	—	—	62,423	8,925	—	—	—
<b>TOTAL FOREIGN COUNTRIES</b>	<b>12</b>	<b>9</b>	<b>17</b>	<b>5</b>	<b>4</b>	<b>97,640</b>	<b>77,911</b>	<b>5,84,256</b>	<b>33,300</b>	<b>34,743</b>
<i>Share of Bengal</i>	26	21	18	28	6	2,22,513	3,14,697	2,08,338	2,56,078	30,728
<i>„ Bombay</i>	22	76	67	32	27	8,04,294	6,92,756	4,93,308	2,38,197	3,34,005
<i>„ Sind</i>	3	10	9	—	3	1,14,617	85,856	80,378	—	24,424
<i>„ Madras</i>	15	1	19	20	5	1,03,255	8,090	1,45,982	1,88,938	39,067
<i>„ Burma</i>	27	15	33	7	1	3,73,261	2,07,420	6,36,508	46,922	6,971
<b>TOTAL</b>	<b>218</b>	<b>123</b>	<b>146</b>	<b>87</b>	<b>42</b>	<b>16,17,940</b>	<b>13,08,819</b>	<b>15,84,694</b>	<b>7,28,185</b>	<b>4,85,765</b>



No. 13—continued

ARTICLES, AND COUNTRIES OF CONSIGNMENT; ALSO NAME OF EACH PROVINCE	QUANTITY					VALUE				
	1927-28	1928-29	1929-30	1930-31	1931-32	1927-28	1928-29	1929-30	1930-31	1931-32
						R	R	R	R	R
Machinery and Millwork—continued										
Prime-movers (other than electrical)—continued										
Locomotives (including those for railways)—continued										
Parts of steam engines (III. J)—										
United Kingdom . . . . .	—	—	—	—	—	7,63,700	7,32,430	7,72,000	5,09,690	3,76,184
Other British Possession . . . . .	—	—	—	—	—	..	206	100	..	..
TOTAL BRITISH EMPIRE . . . . .	—	—	—	—	—	7,63,700	7,32,636	7,73,000	5,09,690	3,76,184
Sweden . . . . .	—	—	—	—	—	1,846	..	..	..	1,864
Germany . . . . .	—	—	—	—	—	15,512	31,260	33,843	9,292	30,305
Netherlands . . . . .	—	—	—	—	—	..	468	..	..	2,098
Belgium . . . . .	—	—	—	—	—	216	575	186	15,318	6,865
Italy . . . . .	—	—	—	—	—	..	..	..	..	1,197
Austria . . . . .	—	—	—	—	—	..	..	..	..	2,372
Japan . . . . .	—	—	—	—	—	..	..	..	..	2,031
United States of America— Via Atlantic Coast . . . . .	—	—	—	—	—	19,702	4,029	152,804	22,843	4,490
" Pacific " . . . . .	—	—	—	—	—	326	..	..	..	1,985
Other Foreign Countries . . . . .	—	—	—	—	—	..	..	..	519	601
TOTAL FOREIGN COUNTRIES . . . . .	—	—	—	—	—	37,662	36,332	86,803	47,972	63,888
Share of Bengal . . . . .	—	—	—	—	—	92,282	1,78,237	1,73,992	1,82,846	1,23,535
" Bombay . . . . .	—	—	—	—	—	2,76,475	3,65,328	2,06,442	1,76,153	2,40,344
" Sind . . . . .	—	—	—	—	—	39,350	1,27,480	2,91,109	53,012	49,600
" Madras . . . . .	—	—	—	—	—	1,663	208	55,408	23,954	3,546
" Burma . . . . .	—	—	—	—	—	3,91,037	1,02,717	1,32,942	1,17,690	23,047
TOTAL . . . . .	—	—	—	—	—	8,01,362	7,68,968	8,59,898	5,57,662	4,40,072
Railway locomotive engines and tenders and parts (III. J)—(a)										
United Kingdom . . . . .	—	—	—	—	—	..	81,23,893	1,45,63,671	94,02,486	40,58,435
Ceylon . . . . .	—	—	—	—	—	..	..	..	1,172	..
Straits Settlements (including Labuan) . . . . .	—	—	—	—	—	..	2,683	1,946	1,001	3,175
TOTAL BRITISH EMPIRE . . . . .	—	—	—	—	—	..	81,26,576	1,45,65,617	94,64,659	40,56,610
Sweden . . . . .	—	—	—	—	—	..	40,704	..	24,978	79,272
Denmark . . . . .	—	—	—	—	—	..	..	..	16,224	..
Germany . . . . .	—	—	—	—	—	..	3,51,816	44,67,262	27,87,308	14,91,733
Netherlands . . . . .	—	—	—	—	—	..	6,514	9,954	23,723	13,027
Belgium . . . . .	—	—	—	—	—	..	3,21,603	1,23,782	2,03,796	7,10,734
" . . . . .	—	—	—	—	—	..	838	357	2,446	8,513
" . . . . .	—	—	—	—	—	..	3,63,963	20,784	1,01,770	2,71,419
Czechoslovakia . . . . .	—	—	—	—	—	..	..	39,202	7,298	16,192
" . . . . .	—	—	—	—	—	..	..	..	12,187	..
United States of America— Atlantic Coast . . . . .	—	—	—	—	—	..	4,05,653	4,41,183	3,94,979	1,20,915
Other Foreign Countries . . . . .	—	—	—	—	—	..	..	430	..	61
TOTAL FOREIGN COUNTRIES . . . . .	—	—	—	—	—	..	14,91,141	51,02,954	35,70,720	27,11,866
Share of Bengal . . . . .	—	—	—	—	—	..	25,94,090	74,28,657	57,54,841	24,64,624
" Bombay . . . . .	—	—	—	—	—	..	26,40,143	38,74,339	42,80,264	14,55,658
" Sind . . . . .	—	—	—	—	—	..	2,59,745	1,73,582	4,30,969	12,42,236
" Madras . . . . .	—	—	—	—	—	..	33,56,672	44,43,498	25,78,305	16,05,903
" Burma . . . . .	—	—	—	—	—	..	7,67,067	37,48,445	..	..
TOTAL . . . . .	—	—	—	—	—	..	96,17,717	1,96,68,571	1,30,44,379	67,68,476

(a) Shown under this head from 1928-29, formerly shown under "Railway Plant and Rolling Stock".

GENERAL IMPORTS

( 276 )

No. 13—continued

ARTICLES AND COUNTRIES OF CONSIGNMENT; ALSO SHARE OF EACH PROVINCE	QUANTITY					VALUE				
	1927-28	1928-29	1929-30	1930-31	1931-32	1927-28	1928-29	1929-30	1930-31	1931-32
						R	R	R	R	R
Machinery and Millwork—contd.										
Prime-movers (other than electrical)—contd.										
Locomotives—(including those for railways)—continued										
Others (III. J)—										
United Kingdom . . . . .	—	—	—	—	—	80,929	79,847	1,82,629	73,229	14,141
Straits Settlements (including Labuan) . . . . .	—	—	—	—	—	7,874	..	..	..	..
TOTAL BRITISH EMPIRE	—	—	—	—	—	88,803	79,847	1,82,629	73,229	14,141
Denmark . . . . .	—	—	—	—	—	..	..	..	1,009	..
Germany . . . . .	—	—	—	—	—	..	..	8,758	778	78
Belgium . . . . .	—	—	—	—	—	..	..	..	6,884	..
United States of America— Via Atlantic Coast . . . . .	—	—	—	—	—	2,440	..	14,634	18,033	8,92
TOTAL FOREIGN COUNTRIES	—	—	—	—	—	2,440	..	23,392	26,704	9,66
Share of Bengal . . . . .	—	—	—	—	—	10,182	..	11,072	6,292	250
" Bombay . . . . .	—	—	—	—	—	2,735	363	146	1,018	..
" Sind . . . . .	—	—	—	—	—	16,065	..	..	..	..
" Madras . . . . .	—	—	—	—	—	9,465	79,484	1,94,808	92,623	22,291
" Burma . . . . .	—	—	—	—	—	52,796	..	..	..	1,268
TOTAL	—	—	—	—	—	91,248	79,847	2,06,021	99,983	23,807
Other than locomotives— Gas Engines (III. J)—	No.	No.	No.	No.	No.					
United Kingdom . . . . .	41	32	45	33	9	1,60,982	68,875	1,24,666	1,50,520	28,723
Ceylon . . . . .	..	..	..	..	1	..	..	..	..	428
TOTAL BRITISH EMPIRE	41	32	45	33	10	1,60,982	68,875	1,24,666	1,50,520	29,149
Germany . . . . .	2	..	6	4	3	6,181	..	65,490	1,594	5,554
Belgium . . . . .	..	15	..	..	..	..	3,604	..	..	..
France . . . . .	1	..	..	..	6	8,232	..	..	..	2,136
Italy . . . . .	..	12	..	3	..	..	83,400	..	178	..
United States of America— Via Atlantic Coast . . . . .	49	142	135	36	21	46,992	64,893	78,495	7,652	40,723
" Pacific " . . . . .	1	..	..	3	1	4,675	..	..	17,801	109
TOTAL FOREIGN COUNTRIES	53	169	141	45	31	66,080	1,51,897	1,43,925	27,225	48,518
Share of Bengal . . . . .	2	7	18	5	17	1,616	4,202	38,157	7,181	16,343
" Bombay . . . . .	7	43	19	14	9	15,689	18,327	26,694	5,748	1,317
" Sind . . . . .	19	29	4	19	1	7,866	93,247	9,156	42,626	971
" Madras . . . . .	33	33	22	19	10	1,37,576	59,837	1,02,041	41,473	23,313
" Burma . . . . .	49	59	123	21	11	64,265	44,659	92,543	80,717	36,274
TOTAL	94	201	186	78	41	2,27,012	2,20,772	2,68,591	1,77,745	77,667

No. 13—continued

ARTICLES AND COUNTRIES OF CONSIGNMENT; ALSO SHARE OF EACH PROVINCE	QUANTITY					VALUE				
	1927-28	1928-29	1929-30	1930-31	1931-32	1927-28	1928-29	1929-30	1930-31	1931-32
						R	R	R	R	R
<b>Machinery and Millwork—continued</b>										
<i>Prime-movers (other than electrical)—continued</i>										
Other than locomotives—continued										
Parts of Gas Engines (III. J)—										
United Kingdom . . . . .	—	—	—	—	—	39,290	35,253	47,585	65,806	62,328
Ceylon . . . . .	—	—	—	—	—	3,984	2,445	4,771	4,145	3,662
Mauritius and Dependencies	—	—	—	—	—	4,851	..	..	..	..
Other British Possessions	—	—	—	—	—	..	..	121	..	..
<b>TOTAL BRITISH EMPIRE</b>	—	—	—	—	—	47,625	37,698	52,477	69,951	65,990
Germany . . . . .	—	—	—	—	—	3,204	255	12,248	1,268	..
Belgium . . . . .	—	—	—	—	—	11,195	..	144	..	..
United States of America—										
<i>Via Atlantic Coast . . . . .</i>	—	—	—	—	—	8,971	24,162	16,163	10,750	1,82,880
" Pacific " . . . . .	—	—	—	—	—	5,794	..	394	925	254
Other Foreign Countries	—	—	—	—	—	..	930	..	..	166
<b>TOTAL FOREIGN COUNTRIES</b>	—	—	—	—	—	29,164	25,347	30,949	12,941	1,83,300
Share of Bengal . . . . .	—	—	—	—	—	5,471	6,633	11,137	9,002	31,402
" Bombay . . . . .	—	—	—	—	—	16,984	23,206	12,717	12,654	8,346
" Sind . . . . .	—	—	—	—	—	1,954	1,773	144	253	3,406
" Madras . . . . .	—	—	—	—	—	30,593	11,931	32,065	20,095	11,691
" Burma . . . . .	—	—	—	—	—	21,787	14,402	27,363	49,339	1,94,445
<b>TOTAL</b>	—	—	—	—	—	76,789	63,045	83,426	82,892	2,49,290
<b>Oil Engines (III. J)—</b>	No.	No.	No.	No.	No.					
United Kingdom . . . . .	3,612	4,079	4,628	2,539	1,413	79,16,040	84,49,006	85,05,700	55,61,988	31,17,094
Ceylon . . . . .	2	10	2	1	3	2,517	7,055	14,147	10,090	890
Straits Settlements ( <i>including Labuan</i> ) . . . . .	1	11	..	..	1	1,791	3,889	..	..	7,521
Kenya Colony . . . . .	1	..	..	1	1	780	..	..	1,000	186
Other British Possessions	..	1	..	..	..	..	204	..	..	..
<b>TOTAL BRITISH EMPIRE</b>	3,616	4,101	4,628	2,531	1,413	79,21,123	84,60,154	85,19,847	55,93,078	31,25,641
Sweden . . . . .	73	94	58	54	24	2,19,439	1,64,383	1,45,579	1,13,138	14,415
Norway . . . . .	..	..	..	3	..	..	..	..	1,038	..
Denmark . . . . .	..	..	..	..	6	..	..	..	..	1,503
Germany . . . . .	120	159	230	195	116	3,28,259	4,10,115	6,72,696	3,90,713	4,04,423
Netherlands . . . . .	3	1	2	..	..	49,753	3,525	50,794	..	..
Belgium . . . . .	29	23	24	33	37	1,29,690	67,731	1,33,478	1,64,733	1,79,399
France . . . . .	6	37	73	30	19	2,665	31,629	45,097	16,123	23,451
Switzerland . . . . .	7	15	11	7	5	1,57,049	1,96,505	94,156	85,952	60,011
Italy . . . . .	25	26	24	18	22	4,94,180	3,64,008	1,57,795	1,32,306	1,36,752
Fiume . . . . .	..	..	2	..	..	..	..	1,476	..	..
Austria . . . . .	2	29	25	8	7	944	30,373	31,334	4,333	78,423
Greece . . . . .	..	..	..	7	..	..	..	..	2,105	..
China ( <i>exclusive of Hong-kong and Macao</i> ) . . . . .	1	..	..	..	1	4,975	..	..	..	395
Japan . . . . .	5	44	79	33	11	5,257	12,392	25,165	19,335	2,992
United States of America— <i>Via Atlantic Coast . . . . .</i>	387	788	1,148	576	91	1,48,027	3,17,031	4,49,433	2,29,375	29,713
Other Foreign Countries	..	1	1	..	..	..	770	500	..	..
<b>TOTAL FOREIGN COUNTRIES</b>	558	1,217	1,677	969	339	16,40,288	15,99,517	18,58,193	11,60,731	9,31,435

GENERAL IMPORTS

( 278 )

No. 13—continued

ARTICLES, AND COUNTRIES OF CONSIGNMENT; ALSO SHARE OF EACH PROVINCE	QUANTITY					VALUE				
	1927-28	1928-29	1929-30	1930-31	1931-32	1927-28	1928-29	1929-30	1930-31	1931-32
						R	R	R	R	R
Machinery and Millwork—continued Prime-movers (other than electrical)—continued										
Other than locomotives—contd. Oil Engines (III. J)—contd. Share of Bengal	No.	No.	No.	No.	No.					
	894	1,049	1,020	699	413	23,18,935	23,44,460	20,27,630	14,35,749	9,56,844
„ Bombay	1,625	2,299	2,351	1,277	751	34,29,914	42,48,563	43,22,270	21,94,806	13,34,036
„ Sind	299	441	420	249	130	10,87,497	11,62,582	9,86,508	7,61,027	5,04,067
„ Madras	1,202	1,221	1,749	1,031	363	23,07,153	19,01,637	26,44,511	19,01,908	9,17,791
„ Burma	254	308	265	244	70	3,17,917	4,02,429	4,17,031	5,60,369	2,94,388
<b>TOTAL</b>	<b>4,274</b>	<b>5,318</b>	<b>9,305</b>	<b>8,500</b>	<b>1,757</b>	<b>94,61,416</b>	<b>1,00,59,871</b>	<b>1,08,77,950</b>	<b>67,58,850</b>	<b>40,67,124</b>
Parts of oil engines (III. J)—										
United Kingdom	—	—	—	—	—	15,76,809	15,66,503	17,32,805	12,06,487	8,47,896
Aden and Dependencies	—	—	—	—	—	..	..	1,368	..	..
Ceylon	—	—	—	—	—	268	971	3,756	2,117	4,301
Straits Settlements (including Labuan)	—	—	—	—	—	1,903	1,427	..	980	818
Other British Possessions	—	—	—	—	—	75	..	..	850	100
<b>TOTAL BRITISH EMPIRE</b>	<b>—</b>	<b>—</b>	<b>—</b>	<b>—</b>	<b>—</b>	<b>15,78,555</b>	<b>15,68,901</b>	<b>17,42,929</b>	<b>13,00,484</b>	<b>8,53,184</b>
Sweden	—	—	—	—	—	41,301	32,443	29,893	27,157	21,881
Denmark	—	—	—	—	—	..	3,500	..	10	196
Germany	—	—	—	—	—	70,062	97,760	1,01,333	1,56,829	95,491
Netherlands	—	—	—	—	—	3,707	13,249	3,906	5,194	..
Belgium	—	—	—	—	—	39,792	13,703	70,129	17,619	28,686
France	—	—	—	—	—	501	3,194	6,854	16,670	2,526
Switzerland	—	—	—	—	—	7,396	12,552	41,900	47,163	32,831
Italy	—	—	—	—	—	17,204	46,901	1,00,162	1,72,692	53,756
Austria	—	—	—	—	—	227	733	2,926	1,770	600
Czechoslovakia	—	—	—	—	—	..	..	..	..	4,103
Japan	—	—	—	—	—	..	983	6,385	1,188	257
United States of America—										
Via Atlantic Coast	—	—	—	—	—	1,32,608	67,751	42,619	70,144	28,754
„ Pacific „	—	—	—	—	—	2,583	3,744	5,514	11,902	4,056
Other Foreign Countries	—	—	—	—	—	1,078	1,110	39	..	93
<b>TOTAL FOREIGN COUNTRIES</b>	<b>—</b>	<b>—</b>	<b>—</b>	<b>—</b>	<b>—</b>	<b>3,16,459</b>	<b>2,97,623</b>	<b>4,11,660</b>	<b>5,18,888</b>	<b>2,73,237</b>
Share of Bengal	—	—	—	—	—	6,55,976	7,24,116	7,82,744	6,26,636	2,98,932
„ Bombay	—	—	—	—	—	7,34,268	6,69,559	8,06,763	6,23,279	4,30,231
„ Sind	—	—	—	—	—	2,68,359	1,56,352	1,37,406	1,28,725	1,01,244
„ Madras	—	—	—	—	—	1,25,017	2,18,959	2,48,099	2,65,528	2,23,014
„ Burma	—	—	—	—	—	1,11,394	97,538	1,79,577	1,74,604	67,997
<b>TOTAL</b>	<b>—</b>	<b>—</b>	<b>—</b>	<b>—</b>	<b>—</b>	<b>18,95,014</b>	<b>18,66,524</b>	<b>21,54,589</b>	<b>18,18,772</b>	<b>11,20,419</b>
Steam Engines (III. J)—	No.	No.	No.	No.	No.					
United Kingdom	324	294	212	119	62	30,76,184	33,46,570	16,73,703	9,44,191	5,31,512
Ceylon	..	1	..	..	..	..	1,038	..	..	..
Straits Settlements (including Labuan)	1	..	..	..	..	1,520	..	..	..	..
Mauritius and Dependencies	..	..	1	..	..	..	..	1,000	..	..
<b>TOTAL BRITISH EMPIRE</b>	<b>325</b>	<b>295</b>	<b>213</b>	<b>119</b>	<b>62</b>	<b>30,77,704</b>	<b>33,47,608</b>	<b>16,74,703</b>	<b>9,44,191</b>	<b>5,31,512</b>
Sweden	2	9	5	..	1	3,721	17,069	18,857	..	10,708
Denmark	..	2	..	..	..	..	41,015	..	..	..
Germany	12	6	1	..	..	99,511	31,859	275	..	..
Netherlands	1	..	..	..	..	8,377	..	..	..	..
Belgium	2	1	1	..	..	1,08,311	44,568	48,928	..	..
Switzerland	..	1	1	1	..	..	2,73,628	45,418	21,511	..
Italy	..	2	2	2	..	..	4,537	30,380	66,711	..
United States of America—										
Via Atlantic Coast	34	12	28	4	2	21,325	16,764	1,07,369	8,081	1,890
„ Pacific „	..	..	1	..	..	..	..	2,332	..	..
<b>TOTAL FOREIGN COUNTRIES</b>	<b>51</b>	<b>38</b>	<b>39</b>	<b>7</b>	<b>3</b>	<b>2,41,245</b>	<b>4,29,435</b>	<b>2,53,189</b>	<b>96,808</b>	<b>12,593</b>

No. 13—continued

ARTICLES AND COUNTRIES OF CONSIGNMENT; ALSO SHARE OF EACH PROVINCE	QUANTITY					VALUE				
	1927-28	1928-29	1929-30	1930-31	1931-32	1927-28	1928-29	1929-30	1930-31	1931-32
	No.	No.	No.	No.	No.	₹	₹	₹	₹	₹
Machinery and Millwork—continued										
Prime-movers (other than electrical)—continued										
Other than locomotives—continued										
Steam Engines (III. J)—contd.										
Share of Bengal	129	82	89	54	19	19,26,832	19,28,113	9,83,845	3,37,034	1,65,707
„ Bombay	85	93	66	27	23	8,25,555	7,86,726	4,57,076	3,25,739	2,77,874
„ Sind	12	7	9	10	4	1,16,915	32,569	1,00,723	1,16,128	19,563
„ Madras	23	19	3	8	6	1,23,001	91,127	16,614	52,457	44,485
„ Burma	127	127	85	32	13	3,26,646	9,38,508	3,70,635	2,08,116	36,176
TOTAL	376	328	252	126	65	38,18,949	37,77,048	19,27,692	10,40,494	5,44,105
Parts of Steam Engines (III. J)—										
United Kingdom						26,48,714	16,08,619	33,11,596	12,95,437	5,19,425
Ceylon						357	..	100	2,000	2,230
Other British Possessions						261	1,595	548	272	653
TOTAL BRITISH EMPIRE						26,49,332	16,10,214	33,12,244	12,97,709	5,22,308
Sweden						414	507	3,581	81	2,408
Denmark						..	..	2,556	275	..
Germany						42,342	27,498	4,850	4,122	9,498
Netherlands						5,061	..	2,618	577	1,865
Belgium						7,584	8,286	16,200	5,641	5,232
France						10,932	13,404	1,085	15,449	..
Switzerland						1,597	17,752	4,301	17,573	84
Italy						4,763	35,222	7,691	1,107	4,058
Austria						..	942	..	4,101	2
United States of America—										
Via Atlantic Coast						45,487	1,08,084	61,821	35,057	36,117
„ Pacific „						45,663	14,674	57	1,124	..
Other Foreign Countries						424	..	..	412	500
TOTAL FOREIGN COUNTRIES						1,64,267	2,21,319	1,04,800	85,519	59,764
Share of Bengal						21,92,010	12,92,303	27,66,677	8,03,502	2,05,220
„ Bombay						2,35,314	2,34,223	3,00,840	2,73,691	2,27,426
„ Sind						23,949	1,10,722	33,859	7,022	3,995
„ Madras						38,190	23,759	18,513	1,41,974	70,269
„ Burma						3,24,136	1,69,965	3,07,155	85,039	70,162
TOTAL						28,13,599	18,31,538	34,17,044	18,88,228	5,82,072
Others (III. J)—										
United Kingdom						49,378	3,31,962	1,68,904	11,00,458	5,29,060
Ceylon						..	..	207	..	208
TOTAL BRITISH EMPIRE						49,378	3,31,962	1,69,111	11,00,458	5,29,268
Russia—										
Northern Russia						..	..	..	25,000	..
Sweden						..	..	..	205	32,952
Germany						22,765	3,025	62,303	21,577	5,509
Belgium						2,803	..	2,226	536	496
France						3,445	..	350	..	..
Switzerland						..	..	72,728	3,41,205	4,35,625
Italy						..	..	..	..	28,818
Austria						189	..	1,097	..	..
United States of America—										
Via Atlantic Coast						3,418	10,107	16,725	24,988	2,316
TOTAL FOREIGN COUNTRIES						42,620	13,182	1,55,424	4,14,561	5,05,216
Share of Bengal						40,831	11,049	36,529	9,45,690	9,28,177
„ Bombay						27,894	1,31,429	2,81,385	5,25,675	74,726
„ Sind						..	3,025	..	..	..
„ Madras						23,273	1,46,390	16,718	31,372	29,656
„ Burma						..	2,701	19,903	12,283	1,925
TOTAL						91,998	3,45,094	3,24,536	15,15,019	10,34,484

GENERAL IMPORTS

( 280 )

No. 13—continued

ARTICLES AND COUNTRIES OF CONSIGNMENT; ALSO SHARE OF EACH PROVINCE	QUANTITY					VALUE				
	1927-28	1928-29	1929-30	1930-31	1931-32	1927-28	1928-29	1929-30	1930-31	1931-32
						R	R	R	R	R
<b>Machinery and Millwork—continued</b>										
<i>Electrical machinery of all kinds, not including instruments, apparatus, appliances, and parts thereof</i>										
<b>Control and Switch gear (III. J)—</b>										
United Kingdom . . . . .	—	—	—	—	—	31,24,441	26,03,029	32,45,678	38,54,546	29,91,84
Natal . . . . .	—	—	—	—	—	1,674	—	—	—	—
Canada— Vid Atlantic Coast . . . . .	—	—	—	—	—	—	—	—	2,573	14
Other British Possessions . . . . .	—	—	—	—	—	638	—	197	13	32
<b>TOTAL BRITISH EMPIRE</b>	—	—	—	—	—	31,26,748	26,03,029	32,45,875	38,57,132	29,92,37
Sweden . . . . .	—	—	—	—	—	1,290	12,873	23,236	15,508	67,43
Germany . . . . .	—	—	—	—	—	1,34,292	1,43,266	2,56,804	1,63,205	2,06,26
Netherlands . . . . .	—	—	—	—	—	1,143	13,454	3,336	6,607	11,57
Belgium . . . . .	—	—	—	—	—	8,061	3,527	9,960	11,976	6,88
France . . . . .	—	—	—	—	—	100	981	1,000	833	36
Switzerland . . . . .	—	—	—	—	—	36,763	6,596	6,973	2,517	8,00
Italy . . . . .	—	—	—	—	—	7,529	6,579	6,588	4,883	6,53
Austria . . . . .	—	—	—	—	—	70	914	20,325	260	21,41
Czechoslovakia . . . . .	—	—	—	—	—	—	—	105	—	9,32
Japan . . . . .	—	—	—	—	—	1,170	470	324	661	57
United States of America— Vid Atlantic Coast . . . . .	—	—	—	—	—	3,35,850	2,51,901	2,59,139	5,15,606	1,08,67
Other Foreign Countries . . . . .	—	—	—	—	—	—	—	—	81	—
<b>TOTAL FOREIGN COUNTRIES</b>	—	—	—	—	—	5,26,268	4,40,561	5,38,790	7,22,137	5,37,05
<b>Share of Bengal</b>	—	—	—	—	—	7,03,605	3,04,276	10,27,941	19,11,314	9,99,63
" Bombay . . . . .	—	—	—	—	—	10,57,517	10,21,490	13,36,526	10,63,330	11,51,53
" Sind . . . . .	—	—	—	—	—	3,48,435	3,07,063	5,01,277	7,94,627	3,37,00
" Madras . . . . .	—	—	—	—	—	7,98,317	5,74,295	3,82,063	5,46,689	4,91,04
" Burma . . . . .	—	—	—	—	—	7,45,091	3,36,461	6,36,358	2,62,909	5,50,20
<b>TOTAL</b>	—	—	—	—	—	36,53,016	30,43,590	38,34,665	45,79,269	35,29,422
<b>Generators, Alternators and Dynamos (III. J)—</b>										
United Kingdom . . . . .	—	—	—	—	—	34,44,851	37,45,521	38,81,796	38,03,079	34,89,465
Ceylon . . . . .	—	—	—	—	—	846	1,655	3,265	890	—
Straits Settlements (includ- ing Labuan) . . . . .	—	—	—	—	—	919	—	402	3,396	3,970
Kenya Colony . . . . .	—	—	—	—	—	—	2,100	—	—	—
New South Wales . . . . .	—	—	—	—	—	—	—	2,308	—	—
Australian Commonwealth (Total) . . . . .	—	—	—	—	—	—	—	2,308	—	—
Other British Possessions . . . . .	—	—	—	—	—	100	250	152	—	—
<b>TOTAL BRITISH EMPIRE</b>	—	—	—	—	—	34,46,716	37,49,526	38,87,923	38,13,265	34,93,435
Sweden . . . . .	—	—	—	—	—	43,968	37,788	27,334	3,183	1,65,394
Denmark . . . . .	—	—	—	—	—	—	—	6,133	—	—
Germany . . . . .	—	—	—	—	—	135,015	2,97,568	2,35,358	1,74,075	3,09,253
Netherlands . . . . .	—	—	—	—	—	3,104	3,448	—	868	56,840
Belgium . . . . .	—	—	—	—	—	82	24,415	35,044	33,627	1,986
France . . . . .	—	—	—	—	—	10,338	3,406	5,972	5,570	1,113

No. 13—continued

ARTICLES AND COUNTRIES OF CONSIGNMENT; ALSO SHARE OF EACH PROVINCE	QUANTITY					VALUE				
	1927-28	1928-29	1929-30	1930-31	1931-32	1927-28	1928-29	1929-30	1930-31	1931-32
						₹	₹	₹	₹	₹
<i>Machinery and Millwork—continued</i>										
<i>Electrical machinery of all kinds, not including instruments, apparatus, appliances, and parts thereof—continued</i>										
Generators Alternators, and Dynamos (III. J)— <i>continued</i>										
Switzerland . . . . .	—	—	—	—	—	23,072	3,468	1,07,785	4,321	4,824
Italy . . . . .	—	—	—	—	—	22,622	53,538	16,362	29,106	21,807
Austria . . . . .	—	—	—	—	—	2,984	15,650	27,086	15,326	6,601
Czechoslovakia . . . . .	—	—	—	—	—	..	..	..	..	27,449
United States of America—										
<i>Via Atlantic Coast</i>	—	—	—	—	—	1,17,402	1,14,917	51,579	1,17,513	5,09,135
<i>    Pacific</i>	—	—	—	—	—	..	1,422	..	..	..
Other Foreign Countries . . . . .	—	—	—	—	—	1,016	250	..	60	..
<b>TOTAL FOREIGN COUNTRIES</b>	—	—	—	—	—	<b>3,60,103</b>	<b>5,55,870</b>	<b>5,13,703</b>	<b>3,83,599</b>	<b>11,04,401</b>
<i>Share of Bengal</i>	—	—	—	—	—	13,65,930	22,59,900	20,61,980	26,73,010	21,14,131
<i>    Bombay</i>	—	—	—	—	—	9,15,613	3,42,938	13,27,464	7,32,380	7,67,189
<i>    Sind</i>	—	—	—	—	—	2,36,193	5,11,638	6,35,114	4,18,115	12,90,399
<i>    Madras</i>	—	—	—	—	—	5,61,162	3,88,329	2,31,214	2,26,472	3,45,830
<i>    Burma</i>	—	—	—	—	—	1,77,871	3,02,541	1,45,854	1,46,887	90,237
<b>TOTAL</b>	—	—	—	—	—	<b>38,06,819</b>	<b>43,05,396</b>	<b>44,01,626</b>	<b>41,06,864</b>	<b>45,97,836</b>
<i>Motors (III. J)—</i>										
United Kingdom . . . . .	—	—	—	—	—	28,66,987	31,14,618	35,09,353	34,88,401	22,62,713
Ceylon . . . . .	—	—	—	—	—	835	251	313	1,552	145
Straits Settlements (including Labuan) . . . . .	—	—	—	—	—	..	651	..	3,481	1,495
Other British Possessions . . . . .	—	—	—	—	—	975	1,100	607	56	300
<b>TOTAL BRITISH EMPIRE</b>	—	—	—	—	—	<b>28,68,797</b>	<b>31,16,620</b>	<b>35,10,273</b>	<b>34,98,490</b>	<b>22,64,653</b>
Sweden . . . . .	—	—	—	—	—	0,449	58,540	41,742	78,009	59,311
Denmark . . . . .	—	—	—	—	—	..	64,528	20,887	703	3,903
Germany . . . . .	—	—	—	—	—	1,78,208	2,93,163	2,51,838	2,56,682	2,57,627
Netherlands . . . . .	—	—	—	—	—	3,552	58,062	2,940	13,867	40,362
Belgium . . . . .	—	—	—	—	—	7,688	34,016	1,18,303	17,049	49,733
France . . . . .	—	—	—	—	—	22,226	13,210	7,150	10,542	6,789
Switzerland . . . . .	—	—	—	—	—	23,209	5,771	17,160	23,264	34,081
Italy . . . . .	—	—	—	—	—	18,526	19,678	54,820	39,258	16,743
Austria . . . . .	—	—	—	—	—	21,789	24,959	2,363	24,644	14,156
Hungary . . . . .	—	—	—	—	—	1,241	..	..	..	..

GENERAL IMPORTS

No. 13—continued

ARTICLES, AND COUNTRIES OF CONSIGNMENT: ALSO SHARE OF EACH PROVINCE	QUANTITY					VALUE				
	1927-28	1928-29	1929-30	1930-31	1931-32	1927-28	1928-29	1929-30	1930-31	1931-32
						R	R	R	R	R
Machinery and Millwork—continued Electrical machinery of all kinds, not including Instru- ments, apparatus, appli- ances and parts thereof —continued										
Motors (III. J)—continued United States of America— Vid Atlantic Coast . . . . .	—	—	—	—	—	3,96,170	8,08,555	3,55,818	4,58,099	2,42,768
„ Pacific „ . . . . .	—	—	—	—	—	..	1,789	458	..	187
Other Foreign Countries . . . . .	—	—	—	—	—	171	775	592	..	1,217
<b>TOTAL FOREIGN COUNTRIES</b>						6,67,229	18,98,046	8,78,571	9,22,112	7,27,877
Share of Bengal . . . . .	—	—	—	—	—	16,26,238	20,85,180	18,90,799	23,65,303	10,20,240
„ Bombay . . . . .	—	—	—	—	—	9,33,403	14,24,670	15,09,399	9,28,013	3,74,616
„ Sind . . . . .	—	—	—	—	—	1,82,995	1,95,414	1,23,740	1,23,483	1,15,601
„ Madras . . . . .	—	—	—	—	—	3,70,043	4,25,935	5,78,661	7,84,236	5,72,341
„ Burma . . . . .	—	—	—	—	—	4,74,347	4,33,457	2,81,245	2,14,567	4,09,226
<b>TOTAL</b>						35,86,026	44,99,666	48,88,844	44,15,602	29,92,090
Transformers (III. J)— United Kingdom . . . . .	—	—	—	—	—	9,40,980	7,30,647	11,87,341	11,31,804	7,01,554
Ceylon . . . . .	—	—	—	—	—	402	..	..	..	4,122
Victoria . . . . .	—	—	—	—	—	..	..	..	..	..
Australian Commonwealth (Total) . . . . .	—	—	—	—	—	..	..	..	..	4,122
<b>TOTAL BRITISH EMPIRE</b>						9,41,382	7,30,647	11,87,341	11,31,804	7,05,676
Sweden . . . . .	—	—	—	—	—	13,771	22,166	1,01,804	29,287	17,380
Norway . . . . .	—	—	—	—	—	..	29,894	19,052	14,422	..
Germany . . . . .	—	—	—	—	—	27,479	47,710	1,24,294	98,223	55,100
Netherlands . . . . .	—	—	—	—	—	13,080	4,825	11,020	12,297	6,254
Belgium . . . . .	—	—	—	—	—	7,523	..	3,565	7,612	17,921
France . . . . .	—	—	—	—	—	3,762	590	..	4,005	420
Switzerland . . . . .	—	—	—	—	—	7,878	212	9,771	59,539	6,587
Italy . . . . .	—	—	—	—	—	16,837	5,444	28,008	13,384	20,404
Austria . . . . .	—	—	—	—	—	1,227	3,430	2,748	1,175	26,904
Czechoslovakia . . . . .	—	—	—	—	—	..	..	..	..	14,035
Japan . . . . .	—	—	—	—	—	..	195	..	..	..
United States of America— Vid Atlantic Coast . . . . .	—	—	—	—	—	1,29,082	2,46,098	3,72,281	2,53,341	2,64,180
<b>TOTAL FOREIGN COUNTRIES</b>						2,20,439	3,80,564	6,72,543	4,09,783	4,29,135
Share of Bengal . . . . .	—	—	—	—	—	3,09,146	2,70,605	4,77,103	5,96,003	1,81,993
„ Bombay . . . . .	—	—	—	—	—	3,42,412	2,33,510	5,40,048	4,39,212	2,44,551
„ Sind . . . . .	—	—	—	—	—	1,03,175	1,09,889	2,89,267	1,28,381	3,29,294
„ Madras . . . . .	—	—	—	—	—	1,39,147	2,31,900	3,30,284	3,76,284	3,23,010
„ Burma . . . . .	—	—	—	—	—	2,07,941	2,45,307	1,73,182	85,707	55,958
<b>TOTAL</b>						11,61,821	10,91,211	18,59,884	16,25,567	11,34,811
Turbo-generating sets (III. J)— United Kingdom . . . . .	—	—	—	—	—	1,53,140	1,73,229	5,37,534	2,34,832	2,57,581
Ceylon . . . . .	—	—	—	—	—	..	2,033	..	..	..
<b>TOTAL BRITISH EMPIRE</b>						1,53,140	1,75,262	5,37,534	2,34,832	2,57,581
Sweden . . . . .	—	—	—	—	—	12,800	1,09,910	..	2,903	..
Norway . . . . .	—	—	—	—	—	..	2,308	..	..	..
Germany . . . . .	—	—	—	—	—	899	28,232	7,484	1,598	97,598
Netherlands . . . . .	—	—	—	—	—	3,623	..	..	..	..
Belgium . . . . .	—	—	—	—	—	..	79,515	..	64,785	67,643
France . . . . .	—	—	—	—	—	..	2,895	605	..	..
Switzerland . . . . .	—	—	—	—	—	..	92,075	1,05,477	..	..
Italy . . . . .	—	—	—	—	—	3,023	..	1,06,935	8,867	17,782
United States of America— Vid Atlantic Coast . . . . .	—	—	—	—	—	5,497	1,08,621	39,130	4,027	2,208
<b>TOTAL FOREIGN COUNTRIES</b>						25,847	4,24,606	2,59,631	82,180	1,84,681
Share of Bengal . . . . .	—	—	—	—	—	7,433	82,124	1,14,658	9,330	3,377
„ Bombay . . . . .	—	—	—	—	—	1,26,676	3,04,485	6,37,962	12,914	1,27,203
„ Sind . . . . .	—	—	—	—	—	12,998	5,438	..	..	..
„ Madras . . . . .	—	—	—	—	—	12,250	..	34,129	92,225	..
„ Burma . . . . .	—	—	—	—	—	19,582	2,07,771	10,416	2,02,543	3,11,132
<b>TOTAL</b>						1,78,987	5,99,808	7,97,165	8,17,012	4,42,212
Others (III. J)— United Kingdom . . . . .	—	—	—	—	—	61,17,188	81,71,938	59,54,882	56,39,897	58,03,997
Ceylon . . . . .	—	—	—	—	—	810	8,252	12,604	3,720	25,940
Straits Settlements (includ- ing Labuan) . . . . .	—	—	—	—	—	5,107	1,207	..	762	320
Hongkong . . . . .	—	—	—	—	—	..	..	..	370	..
Natal . . . . .	—	—	—	—	—	1,000	..	6,907	1,096	..



No. 13—continued

ARTICLES, AND COUNTRIES OF CONSIGNMENT; ALSO SHARE OF EACH PROVINCE	QUANTITY					VALUE				
	1927-28	1928-29	1929-30	1930-31	1931-32	1927-28	1928-29	1929-30	1930-31	1931-32
						₹	₹	₹	₹	₹
<b>Machinery and Millwork—continued</b>										
<i>Electrical machinery of all kinds, not including instruments, apparatus, appliances and parts thereof—continued</i>										
Others (III. J)—continued.										
Canada—										
Via Atlantic Coast	—	—	—	—	—	285	—	1,87,589	44,785	1,12,032
New South Wales	—	—	—	—	—	9,053	1,514	1,299	8,511	630
Australian Commonwealth (Total)	—	—	—	—	—	9,053	1,514	1,299	8,511	630
<b>TOTAL BRITISH EMPIRE</b>	—	—	—	—	—	61,33,443	81,82,011	61,63,231	56,09,141	54,42,919
Sweden	—	—	—	—	—	2,058	16,445	54,292	17,381	39,561
Denmark	—	—	—	—	—	4,047	..	8,698	3,882	11,029
Poland (including Dantzig)	—	—	—	—	—	—	—	..	..	16,950
Germany	—	—	—	—	—	4,60,145	5,08,098	7,54,558	9,80,782	5,79,721
Netherlands	—	—	—	—	—	56,311	56,150	37,851	14,561	7,682
Belgium	—	—	—	—	—	3,30,341	1,40,380	2,79,571	2,62,106	2,80,522
France	—	—	—	—	—	23,668	12,860	1,03,388	34,919	8,072
Spain	—	—	—	—	—	—	..	..	..	1,056
Switzerland	—	—	—	—	—	64,321	21,690	34,328	10,512	21,738
Italy	—	—	—	—	—	78,225	24,091	2,32,690	68,642	81,357
Austria	—	—	—	—	—	492	23,904	17,024	36,777	9,111
Czechoslovakia	—	—	—	—	—	5,894	4,141	88	33,167	9,121
Persia	—	—	—	—	—	..	..	2,608	..	..
Japan	—	—	—	—	—	26,600	99,639	1,40,749	1,723	844
United States of America—										
Via Atlantic Coast	—	—	—	—	—	4,83,087	10,62,946	9,56,845	15,48,228	24,14,306
" Pacific "	—	—	—	—	—	..	2,405	3,887	37,333	12,169
Other Foreign Countries	—	—	—	—	—	..	670	400	..	..
<b>TOTAL FOREIGN COUNTRIES</b>	—	—	—	—	—	15,35,189	19,08,109	26,26,970	30,04,068	34,86,868
<i>State of Bengal</i>						3,11,620	3,15,085	1,94,091	1,41,006	1,06,768
" Bombay	—	—	—	—	—	27,09,445	29,92,362	33,42,648	15,38,554	10,54,087
" Sind	—	—	—	—	—	13,91,118	14,19,229	17,92,576	25,35,749	43,68,193
" Madras	—	—	—	—	—	16,43,242	62,77,178	28,98,822	35,83,585	50,03,864
" Burma	—	—	—	—	—	14,05,207	10,47,186	5,62,164	8,05,210	3,06,850
<b>TOTAL</b>	—	—	—	—	—	76,08,632	1,01,51,020	87,90,201	87,64,104	89,20,787
<i>Total value of Electrical machinery of all kinds, not including instruments, apparatus, appliances and parts thereof—</i>										
United Kingdom	—	—	—	—	—	1,66,47,587	1,85,38,982	1,88,16,584	1,81,59,459	1,50,07,176
Ceylon	—	—	—	—	—	2,893	12,191	16,293	6,102	26,085
Straits Settlements (including Labuan)	—	—	—	—	—	6,635	1,858	463	7,639	5,785
Natal	—	—	—	—	—	3,449	500	9,007	1,006	..
Kenya Colony	—	—	—	—	—	..	2,100	25	..	..
Canada—										
Via Atlantic Coast	—	—	—	—	—	..	..	1,87,691	47,414	1,12,212
Victoria	—	—	—	—	—	..	..	..	..	4,122
New South Wales	—	—	—	—	—	9,053	1,514	3,607	8,511	630
Australian Commonwealth (Total)	—	—	—	—	—	9,053	1,514	3,607	8,511	4,752
Other British Possessions	—	—	—	—	—	324	850	607	383	626
<b>TOTAL BRITISH EMPIRE</b>	—	—	—	—	—	1,66,70,226	1,85,57,995	1,85,32,177	1,82,20,664	1,51,56,696
Sweden	—	—	—	—	—	83,386	2,57,722	2,48,908	1,46,171	3,48,577
Norway	—	—	—	—	—	..	33,977	19,052	14,494	..
Denmark	—	—	—	—	—	4,047	64,523	35,716	4,586	14,932
Poland (including Dantzig)	—	—	—	—	—	..	..	..	..	16,950

GENERAL IMPORTS

No. 13—continued

ARTICLES AND COUNTRIES OF CONSIGNMENT; ALSO SHARE OF EACH PROVINCE	QUANTITY					VALUE				
	1927-28	1928-29	1929-30	1930-31	1931-32	1927-28	1928-29	1929-30	1930-31	1931-32
						Rs	Rs	Rs	Rs	Rs
<b>Machinery and Millwork—continued</b>										
<i>Electrical machinery of all kinds, not including instruments, apparatus, appliances, and parts thereof—concluded</i>										
<i>Total value of Electrical machinery of all kinds, not including instruments, apparatus, appliances and parts thereof—continued</i>										
Germany . . . . .	—	—	—	—	—	9,31,038	13,18,687	16,30,336	16,74,666	15,05,660
Netherlands . . . . .	—	—	—	—	—	80,818	1,35,939	55,047	48,200	1,22,708
Belgium . . . . .	—	—	—	—	—	3,53,695	2,81,853	4,47,043	3,97,155	4,24,092
France . . . . .	—	—	—	—	—	60,594	38,942	1,18,115	55,869	16,762
Spain . . . . .	—	—	—	—	—	..	..	..	..	1,656
Switzerland . . . . .	—	—	—	—	—	1,55,043	1,29,812	2,81,444	1,00,153	75,187
Italy . . . . .	—	—	—	—	—	1,46,762	1,09,330	4,45,403	1,79,635	1,64,627
Austria . . . . .	—	—	—	—	—	26,562	68,857	70,051	78,180	78,187
Hungary . . . . .	—	—	—	—	—	2,007	520	..	..	..
Czechoslovakia . . . . .	—	—	—	—	—	5,894	4,141	188	39,167	59,928
Persia . . . . .	—	—	—	—	—	250	400	2,608	..	..
Japan . . . . .	—	—	—	—	—	27,941	94,304	1,41,365	2,444	2,322
United States of America—										
<i>Via Atlantic Coast . . . . .</i>	—	—	—	—	—	14,57,088	25,98,038	20,34,292	28,96,314	36,31,272
" Pacific " . . . . .	—	—	—	—	—	..	5,706	4,340	37,383	12,376
Other Foreign Countries . . . . .	—	—	—	—	—	..	..	700	9	317
<b>TOTAL FOREIGN COUNTRIES</b>	—	—	—	—	—	33,35,075	51,32,756	55,35,208	56,68,774	64,69,462
<i>Share of Bengal . . . . .</i>	—	—	—	—	—	47,86,073	58,17,150	57,66,572	76,96,466	44,26,721
" Bombay . . . . .	—	—	—	—	—	61,35,066	59,19,505	87,43,947	47,14,403	42,09,131
" Sind . . . . .	—	—	—	—	—	23,24,382	24,78,726	33,41,974	40,00,255	65,30,498
" Madras . . . . .	—	—	—	—	—	37,29,181	68,97,637	45,05,173	56,09,491	47,36,086
" Burma . . . . .	—	—	—	—	—	30,30,039	25,77,733	17,09,719	18,77,323	17,23,612
<b>TOTAL</b>	—	—	—	—	—	2,00,05,301	2,36,90,751	2,40,67,385	2,38,98,438	2,16,20,998
<b>Machinery, not being Prime-movers or Electrical machinery—</b>										
<i>Aerated water making machinery (III J)—</i>										
United Kingdom . . . . .	—	—	—	—	—	1,04,475	97,307	83,632	91,490	58,902
Sahrein Islands . . . . .	—	—	—	—	—	1,100	..	..	..	..
Hongkong . . . . .	—	—	—	—	—	..	..	..	..	3,703
Other British Possessions . . . . .	—	—	—	—	—	..	64	30	207	202
<b>TOTAL BRITISH EMPIRE</b>	—	—	—	—	—	1,05,575	97,371	83,662	91,697	162,807
Germany . . . . .	—	—	—	—	—	63,654	40,006	40,486	34,746	10,472
Belgium . . . . .	—	—	—	—	—	1,887	13,704	13,616	834	..
Italy . . . . .	—	—	—	—	—	3,416	1,283	244	..	..
Mascat Territory and Trucial Oman . . . . .	—	—	—	—	—	3,285	..	..	..	75
Iraq . . . . .	—	—	—	—	—	9,350	..	..	..	..
Persia . . . . .	—	—	—	—	—	2,091	141	..	..	..
United States of America—										
<i>Via Atlantic Coast . . . . .</i>	—	—	—	—	—	5,308	28,795	1,04,268	4,936	4,233
" Pacific " . . . . .	—	—	—	—	—	..	..	..	1,088	..
Other Foreign Countries . . . . .	—	—	—	—	—	922	..	50	..	212
<b>TOTAL FOREIGN COUNTRIES</b>	—	—	—	—	—	90,503	83,929	1,58,664	41,590	14,992
<i>Share of Bengal . . . . .</i>	—	—	—	—	—	74,630	74,704	45,497	54,767	25,376
" Bombay . . . . .	—	—	—	—	—	65,263	76,292	60,068	56,764	24,827
" Sind . . . . .	—	—	—	—	—	28,338	24,681	15,469	5,083	500
" Madras . . . . .	—	—	—	—	—	2,379	473	4,074	435	12,966
" Burma . . . . .	—	—	—	—	—	25,468	15,150	1,17,228	16,267	14,130
<b>TOTAL</b>	—	—	—	—	—	1,99,078	1,81,800	2,42,326	1,33,296	77,799

No. 13—continued

ARTICLES AND COUNTRIES OF CONSIGNMENT; ALSO SHARE OF EACH PROVINCE	QUANTITY					VALUE				
	1927-28	1928-29	1929-30	1930-31	1931-32	1927-28	1928-29	1929-30	1930-31	1931-32
						R	R	R	R	R
Machinery and Millwork—continued										
Machinery, not being Prime-movers or Electrical machinery—continued										
Agricultural machinery—										
Agricultural tractors and parts (III. J)—										
United Kingdom . . . . .	—	—	—	—	—	1,31,541	73,278	1,53,801	69,572	22,979
Straits Settlements (including Labuan) . . . . .	—	—	—	—	—	6,136	2,480	105	232	545
Canada—										
<i>Via</i> Atlantic Coast . . . . .	—	—	—	—	—	13,298	28,238	36,024	19,651	150
" Pacific " . . . . .	—	—	—	—	—	..	1,265	..	..	..
Other British Possessions . . . . .	—	—	—	—	—	872	1,029	801	..	202
<b>TOTAL BRITISH EMPIRE</b> . . . . .	—	—	—	—	—	<b>1,51,847</b>	<b>1,08,290</b>	<b>1,91,931</b>	<b>89,455</b>	<b>23,876</b>
Sweden . . . . .	—	—	—	—	—	..	..	99	4,824	..
Germany . . . . .	—	—	—	—	—	6,450	6,735	3,738	6,025	10,936
Netherlands . . . . .	—	—	—	—	—	..	..	..	10,496	..
Belgium . . . . .	—	—	—	—	—	4,840	..	9,980	47,062	7,988
Italy . . . . .	—	—	—	—	—	..	..	3,000	..	..
Iraq . . . . .	—	—	—	—	—	..	..	1,153	..	..
United States of America—										
<i>Via</i> Atlantic Coast . . . . .	—	—	—	—	—	3,83,746	6,34,456	6,25,342	3,51,913	2,63,656
" Pacific " . . . . .	—	—	—	—	—	676	8,920	807	9,944	6,753
Other Foreign Countries . . . . .	—	—	—	—	—	..	970	61	..	149
<b>TOTAL FOREIGN COUNTRIES</b> . . . . .	—	—	—	—	—	<b>3,95,712</b>	<b>6,51,081</b>	<b>6,44,176</b>	<b>4,30,269</b>	<b>2,89,482</b>
Share of Bengal . . . . .	—	—	—	—	—	14,144	2,11,233	3,51,615	2,00,488	1,19,662
" Bombay . . . . .	—	—	—	—	—	2,11,722	2,62,687	2,64,102	1,16,454	34,918
" Sind . . . . .	—	—	—	—	—	17,251	41,280	47,079	35,722	49,335
" Madras . . . . .	—	—	—	—	—	37,074	64,300	53,330	64,573	31,593
" Burma . . . . .	—	—	—	—	—	2,67,398	1,77,621	1,19,380	1,02,487	77,350
<b>TOTAL</b> . . . . .	—	—	—	—	—	<b>5,47,559</b>	<b>7,57,371</b>	<b>8,35,500</b>	<b>5,19,724</b>	<b>3,13,358</b>
Ploughs and parts (III. J)—										
United Kingdom . . . . .	—	—	—	—	—	79,557	47,371	72,140	47,590	74,196
Straits Settlements (including Labuan) . . . . .	—	—	—	—	—	1,629	991	115	400	..
Other British Possessions . . . . .	—	—	—	—	—	367	257	334	59	..
<b>TOTAL BRITISH EMPIRE</b> . . . . .	—	—	—	—	—	<b>81,553</b>	<b>48,619</b>	<b>72,589</b>	<b>48,029</b>	<b>74,196</b>
Germany . . . . .	—	—	—	—	—	581	4,318	1,644	1,015	243
United States of America—										
<i>Via</i> Atlantic Coast . . . . .	—	—	—	—	—	96,523	1,49,745	1,28,168	73,343	8,892
Other Foreign Countries . . . . .	—	—	—	—	—	267	..	..	626	230
<b>TOTAL FOREIGN COUNTRIES</b> . . . . .	—	—	—	—	—	<b>97,371</b>	<b>1,54,063</b>	<b>1,29,812</b>	<b>74,984</b>	<b>9,365</b>
Share of Bengal . . . . .	—	—	—	—	—	..	6,970	33,779	30,498	19,581
" Bombay . . . . .	—	—	—	—	—	51,192	95,464	84,971	40,777	52,201
" Sind . . . . .	—	—	—	—	—	53,555	53,020	47,631	12,537	6,313
" Madras . . . . .	—	—	—	—	—	32,939	26,069	27,710	28,573	4,584
" Burma . . . . .	—	—	—	—	—	36,188	21,159	3,310	10,578	382
<b>TOTAL</b> . . . . .	—	—	—	—	—	<b>1,78,924</b>	<b>2,02,682</b>	<b>2,02,401</b>	<b>1,23,018</b>	<b>83,561</b>
Other sorts (III. J)—										
United Kingdom . . . . .	—	—	—	—	—	3,79,293	2,85,238	2,57,170	85,285	69,150
Victoria . . . . .	—	—	—	—	—	..	..	..	4,675	..
Australian Commonwealth (Total) . . . . .	—	—	—	—	—	..	..	..	4,675	..
Other British Possessions . . . . .	—	—	—	—	—	402	683	..	..	153
<b>TOTAL BRITISH EMPIRE</b> . . . . .	—	—	—	—	—	<b>3,79,695</b>	<b>2,85,921</b>	<b>2,57,170</b>	<b>89,960</b>	<b>69,303</b>

GENERAL IMPORTS

( 286 )

No. 13—continued

ARTICLES AND COUNTRIES OF CONSIGNMENT; ALSO SHARE OF EACH PROVINCE	QUANTITY					VALUE				
	1927-28	1928-29	1929-30	1930-31	1931-32	1927-28	1928-29	1929-30	1930-31	1931-32
<b>Machinery and Millwork—continued</b>						₹	₹	₹	₹	₹
<i>Machinery, not being Prime-movers or Electrical machinery—continued</i>										
<b>AGRICULTURAL MACHINERY—contd.</b>										
<b>Other sorts (III. J)—contd.</b>										
Denmark . . . . .	—	—	—	—	—	—	—	206	1,856	—
Germany . . . . .	—	—	—	—	—	17,916	72,137	1,14,873	79,128	28,393
Belgium . . . . .	—	—	—	—	—	—	870	4,099	—	—
France . . . . .	—	—	—	—	—	—	2,806	3,452	—	—
United States of America—										
<i>Via Atlantic Coast . . . . .</i>	—	—	—	—	—	70,182	1,06,312	80,361	32,619	20,461
" Pacific " . . . . .	—	—	—	—	—	—	—	—	—	100
Other Foreign Countries . . . . .	—	—	—	—	—	946	—	630	—	205
<b>TOTAL FOREIGN COUNTRIES</b>	—	—	—	—	—	89,044	1,82,125	2,03,641	1,13,603	49,184
<i>Share of Bengal . . . . .</i>	—	—	—	—	—	10,318	38,388	17,487	3,661	6,118
" Bombay . . . . .	—	—	—	—	—	35,280	79,944	66,468	37,090	43,638
" Sind . . . . .	—	—	—	—	—	2,86,185	2,59,709	2,44,680	1,35,143	42,057
" Madras . . . . .	—	—	—	—	—	54,578	57,960	79,328	16,076	25,642
" Burma . . . . .	—	—	—	—	—	32,378	32,045	59,343	21,595	1,032
<b>TOTAL</b>	—	—	—	—	—	4,68,739	4,68,046	4,60,811	2,03,563	1,18,487
<b>Total Agricultural machinery—</b>										
United Kingdom . . . . .	—	—	—	—	—	5,90,391	4,05,687	4,83,111	2,02,447	1,66,325
Ceylon . . . . .	—	—	—	—	—	1,641	1,239	955	9	182
Straits Settlements (including Labuan) . . . . .	—	—	—	—	—	7,765	3,509	220	632	545
Canada—										
<i>Via Atlantic Coast . . . . .</i>	—	—	—	—	—	13,298	28,310	36,624	10,651	150
" Pacific " . . . . .	—	—	—	—	—	—	1,265	—	—	—
Victoria . . . . .	—	—	—	—	—	—	—	—	4,675	—
Australian Commonwealth (Total) . . . . .	—	—	—	—	—	—	—	180	4,675	—
Other British Possessions . . . . .	—	—	—	—	—	—	120	—	30	173
<b>TOTAL BRITISH EMPIRE</b>	—	—	—	—	—	6,13,095	4,40,830	5,21,090	2,27,444	1,67,375
Sweden . . . . .	—	—	—	—	—	676	—	305	4,324	—
Denmark . . . . .	—	—	—	—	—	—	—	—	1,856	—
Germany . . . . .	—	—	—	—	—	24,947	83,190	1,20,250	86,168	39,577
Netherlands . . . . .	—	—	—	—	—	—	—	—	10,496	205
Belgium . . . . .	—	—	—	—	—	4,840	870	14,079	47,062	7,988
France . . . . .	—	—	—	—	—	—	2,806	3,452	604	—
Italy . . . . .	—	—	—	—	—	—	—	3,000	22	144
Iraq . . . . .	—	—	—	—	—	—	—	1,153	—	—
United States of America—										
<i>Via Atlantic Coast . . . . .</i>	—	—	—	—	—	5,50,451	3,90,513	3,33,891	4,57,880	2,93,029
" Pacific " . . . . .	—	—	—	—	—	—	8,920	807	9,944	6,853
Other Foreign Countries . . . . .	—	—	—	—	—	1,213	970	691	—	235
<b>TOTAL FOREIGN COUNTRIES</b>	—	—	—	—	—	5,82,127	9,87,209	9,77,628	6,16,856	3,48,031
<i>Share of Bengal . . . . .</i>	—	—	—	—	—	24,462	2,62,641	4,02,831	2,34,647	1,45,361
" Bombay . . . . .	—	—	—	—	—	3,48,194	4,38,225	4,15,541	1,94,321	1,30,757
" Sind . . . . .	—	—	—	—	—	3,61,991	3,54,009	3,39,320	1,73,450	93,205
" Madras . . . . .	—	—	—	—	—	1,24,641	1,48,329	1,60,868	1,09,222	61,319
" Burma . . . . .	—	—	—	—	—	3,35,934	2,30,825	1,80,038	1,34,660	79,264
<b>TOTAL</b>	—	—	—	—	—	11,95,222	14,28,099	14,98,718	8,46,300	5,15,406
<b>Bollers (III. J)—</b>										
United Kingdom . . . . .	—	—	—	—	—	1,04,30,068	1,07,30,877	1,03,97,570	85,28,216	47,18,144
Ceylon . . . . .	—	—	—	—	—	1,150	16,523	—	270	7,254
Straits Settlements (including Labuan) . . . . .	—	—	—	—	—	2,288	—	198	492	339
Canada—										
<i>Via Atlantic Coast . . . . .</i>	—	—	—	—	—	1,018	—	—	—	—
Other British Possessions . . . . .	—	—	—	—	—	—	729	—	658	—
<b>TOTAL BRITISH EMPIRE</b>	—	—	—	—	—	1,04,34,469	1,07,48,129	1,03,97,768	85,29,936	47,25,787

No. 13—continued

ARTICLES, AND COUNTRIES OF CONSIGNMENT; ALSO SHARE OF EACH PROVINCE	QUANTITY					VALUE				
	1927-28	1928-29	1929-30	1930-31	1931-32	1927-28	1928-29	1929-30	1930-31	1931-32
						R	R	R	R	R
<b>Machinery and Millwork—continued</b>										
<i>Machinery, not being Prime movers or Electrical machinery—continued</i>										
<i>Boilers (III. J)—continued</i>										
Sweden . . . . .	—	—	—	—	—	..	4,106	777	97	69,573
Denmark . . . . .	—	—	—	—	—	..	20,459	..	..	..
Poland (including Dantzig).	—	—	—	—	—	..	..	..	..	4,101
Germany . . . . .	—	—	—	—	—	1,04,289	3,94,235	2,20,614	9,61,237	7,03,521
Netherlands . . . . .	—	—	—	—	—	20,622	92,368	66,642	2,353	2,422
Belgium . . . . .	—	—	—	—	—	85,104	57,333	1,00,649	63,091	12,322
France . . . . .	—	—	—	—	—	17,440	15,609	22,140	16,684	40,307
Switzerland . . . . .	—	—	—	—	—	..	55,156	..	..	..
Italy . . . . .	—	—	—	—	—	305	34,234	1,941	13,068	2,827
Austria . . . . .	—	—	—	—	—	411	651	..	1,450	2,541
Czechoslovakia . . . . .	—	—	—	—	—	..	..	835	397	6,020
Iraq . . . . .	—	—	—	—	—	..	..	2,600	..	..
Japan . . . . .	—	—	—	—	—	19,314	..	1,227	20	6,362
United States of America—										
<i>Via Atlantic Coast . . . . .</i>	—	—	—	—	—	2,13,881	88,125	78,501	74,115	31,520
<i>Pacific . . . . .</i>	—	—	—	—	—	..	313	..	7,105	..
Other Foreign Countries . . . . .	—	—	—	—	—	45	..	..	..	3
<b>TOTAL FOREIGN COUNTRIES</b>						4,61,411	7,05,639	4,90,926	11,44,617	8,90,024
<i>Share of Bengal . . . . .</i>	—	—	—	—	—	59,63,767	70,72,051	74,22,790	61,56,465	28,33,948
<i>" Bombay . . . . .</i>	—	—	—	—	—	19,72,881	24,07,646	19,71,904	19,67,909	18,46,442
<i>" Sind . . . . .</i>	—	—	—	—	—	1,74,962	3,15,173	2,70,652	5,79,844	1,75,496
<i>" Madras . . . . .</i>	—	—	—	—	—	8,65,539	7,92,738	5,47,408	4,22,481	2,96,689
<i>" Burma . . . . .</i>	—	—	—	—	—	19,18,731	8,69,160	6,75,935	5,47,854	4,63,336
<b>TOTAL</b>						1,08,95,850	1,15,16,768	1,08,88,689	96,74,553	56,15,811
<b>Root and shoe manufacturing machinery (III. J)—</b>										
United Kingdom . . . . .	—	—	—	—	—	27,452	11,270	3,619	18,732	3,731
Germany . . . . .	—	—	—	—	—	..	4,096	..	825	10,422
Switzerland . . . . .	—	—	—	—	—	..	..	..	6,527	..
Austria . . . . .	—	—	—	—	—	..	..	..	..	476
Japan . . . . .	—	—	—	—	—	..	..	..	..	2,288
United States of America—										
<i>Via Atlantic Coast . . . . .</i>	—	—	—	—	—	..	1,093	..	..	..
<b>TOTAL FOREIGN COUNTRIES</b>						..	5,189	..	7,352	18,186
<i>Share of Bengal . . . . .</i>	—	—	—	—	—	3,135	12,019	1,620	237	2,638
<i>" Bombay . . . . .</i>	—	—	—	—	—	19,317	4,440	1,999	23,944	14,279
<i>" Madras . . . . .</i>	—	—	—	—	—	..	..	..	1,903	..
<b>TOTAL</b>						27,452	16,459	3,619	26,084	16,917
<b>Leather tanning and curing machinery (III. J)—</b>										
United Kingdom . . . . .	—	—	—	—	—	39,057	52,508	79,113	82,391	43,077
Denmark . . . . .	—	—	—	—	—	7,736	..	..	..	..
Germany . . . . .	—	—	—	—	—	3,818	12,758	61,165	4,523	1,657
Austria . . . . .	—	—	—	—	—	..	..	..	448	..
United States of America—										
<i>Via Atlantic Coast . . . . .</i>	—	—	—	—	—	2,542	2,151	6,093	1,674	2,984
<b>TOTAL FOREIGN COUNTRIES</b>						14,096	14,909	67,258	6,645	4,641
<i>Share of Bengal . . . . .</i>	—	—	—	—	—	23,940	38,108	67,706	60,387	31,506
<i>" Bombay . . . . .</i>	—	—	—	—	—	4,200	16,932	2,821	3,183	3,460
<i>" Sind . . . . .</i>	—	—	—	—	—	..	..	51,317	..	..
<i>" Madras . . . . .</i>	—	—	—	—	—	20,013	13,377	24,527	25,466	12,768
<b>TOTAL</b>						53,153	67,417	1,49,371	189,036	47,713

ARTICLES AND COUNTRIES OF CONSIGNMENT; ALSO SHARE OF EACH PROVINCE	QUANTITY					VALUE				
	1927-28	1928-29	1929-30	1930-31	1931-32	1927-28	1928-29	1929-30	1930-31	1931-32
						R	R	R	R	R
<b>Machinery and Millwork—continued</b>										
<i>Machinery, not being Prime-movers or Electrical machinery—continued.</i>										
Metal working machinery (including machine tools) (III. J).—										
United Kingdom . . . . .	—	—	—	—	—	32,29,338	23,49,449	24,15,930	21,96,148	13,84,64
Straits Settlements (including Labuan) . . . . .	—	—	—	—	—	3,542	101	824	3,162	86
Canada— Vid Atlantic Coast . . . . .	—	—	—	—	—	..	1,136	1,857	3,073	2,09
Western Australia . . . . .	—	—	—	—	—	..	..	..	..	1,24
Tasmania . . . . .	—	—	—	—	—	989	..	..	..	..
Victoria . . . . .	—	—	—	—	—	..	..	..	..	13,22
New South Wales	—	—	—	—	—	3,380	691	..	..	30,51
Australian Commonwealth (Total) . . . . .	—	—	—	—	—	4,369	691	..	..	44,99
Other British Possessions . . . . .	—	—	—	—	—	..	250	..	480	..
<b>TOTAL BRITISH EMPIRE</b> . . . . .	—	—	—	—	—	32,37,249	23,51,627	24,18,611	22,02,813	14,32,591
Sweden . . . . .	—	—	—	—	—	22,480	51,863	8,127	2,913	213
Denmark . . . . .	—	—	—	—	—	22,063	117	6,034	14,246	12,319
Germany . . . . .	—	—	—	—	—	3,44,380	2,14,390	3,15,330	1,87,759	2,77,684
Netherlands . . . . .	—	—	—	—	—	11,519	3,664	1,45,320	1,61,553	1,006
Belgium . . . . .	—	—	—	—	—	3,543	28,106	12,245	4,840	9,888
France . . . . .	—	—	—	—	—	18,145	24,612	17,380	10,025	1,171
Switzerland . . . . .	—	—	—	—	—	..	487	1,806	1,992	2,866
Italy . . . . .	—	—	—	—	—	3,185	6,690	15,066	23,061	4,626
Austria . . . . .	—	—	—	—	—	32	3,117	22,844	8,598	2,644
Czechoslovakia . . . . .	—	—	—	—	—	..	10,534	8,736	20,017	4,010
Iraq . . . . .	—	—	—	—	—	800	1,100	..	..	..
Japan . . . . .	—	—	—	—	—	2,379	2,461	1,347	7,402	103
United States of America— Vid Atlantic Coast . . . . .	—	—	—	—	—	4,13,679	5,99,365	5,89,850	3,52,687	1,73,859
„ Pacific „ . . . . .	—	—	—	—	—	..	..	10,661	..	871
<b>TOTAL FOREIGN COUNTRIES</b> . . . . .	—	—	—	—	—	8,42,205	9,46,506	11,54,746	7,94,888	4,91,215
Share of Bengal . . . . .	—	—	—	—	—	4,52,000	5,40,568	3,43,679	1,32,531	1,38,391
„ Bombay . . . . .	—	—	—	—	—	21,38,069	18,50,226	19,61,003	15,28,302	10,32,034
„ Sind . . . . .	—	—	—	—	—	3,74,905	3,69,744	6,33,809	1,74,900	2,26,174
„ Madras . . . . .	—	—	—	—	—	5,37,280	1,65,994	1,46,739	5,86,630	2,76,546
„ Burma . . . . .	—	—	—	—	—	5,27,200	3,31,601	4,88,072	5,76,338	2,50,665
<b>TOTAL</b> . . . . .	—	—	—	—	—	40,79,454	32,98,133	35,73,357	29,97,701	19,23,310
<b>Mining machinery—</b>										
Coal (III. J).—										
United Kingdom . . . . .	—	—	—	—	—	5,01,474	5,27,432	4,97,152	6,02,730	1,84,504
Germany . . . . .	—	—	—	—	—	..	276	..	7,112	..
Belgium . . . . .	—	—	—	—	—	..	..	717	15,764	..
United States of America— Vid Atlantic Coast . . . . .	—	—	—	—	—	2,70,587	1,29,034	3,18,410	1,99,152	1,16,879
Other Foreign Countries . . . . .	—	—	—	—	—	..	..	..	83	..
<b>TOTAL FOREIGN COUNTRIES</b> . . . . .	—	—	—	—	—	2,70,587	1,29,310	3,19,127	2,22,111	1,16,879
Share of Bengal . . . . .	—	—	—	—	—	7,72,061	6,56,734	8,02,408	7,97,256	2,85,359
„ Bombay . . . . .	—	—	—	—	—	..	3	96	386	6,795
„ Madras . . . . .	—	—	—	—	—	..	..	13,775	27,199	9,229
<b>TOTAL</b> . . . . .	—	—	—	—	—	7,72,061	6,56,742	8,16,279	8,24,841	3,01,383
<b>Other sorts (III. J).—</b>										
United Kingdom . . . . .	—	—	—	—	—	2,63,602	33,96,239	16,62,282	35,84,516	37,10,228
Ceylon . . . . .	—	—	—	—	—	60	..	..	..	12,716
Straits Settlements (including Labuan) . . . . .	—	—	—	—	—	66,518	385	35,818	67,425	22,429
Natal . . . . .	—	—	—	—	—	..	..	..	..	2,312
New South Wales	—	—	—	—	—	..	..	..	9,380	..
Australian Commonwealth (Total) . . . . .	—	—	—	—	—	..	..	..	9,380	..
<b>TOTAL BRITISH EMPIRE</b> . . . . .	—	—	—	—	—	63,30,189	33,96,624	16,98,100	36,61,321	37,43,185

No. 13—continued

ARTICLES, AND COUNTRIES OF CONSIGNMENT; ALSO SHARE OF EACH PROVINCE	QUANTITY					VALUE				
	1927-28	1928-29	1929-30	1930-31	1931-32	1927-28	1928-29	1929-30	1930-31	1931-32
						R	R	R	R	R
<b>Machinery and Millwork—continued</b>										
<i>Machinery, not being Prime-movers or Electrical machinery—continued</i>										
<i>Mining machinery—continued</i>										
<i>Other sorts (III, J)—contd.</i>										
Germany						22,84,996	1,93,277	90,000	..	56,503
Netherlands						21,467	30,934	..	665	..
Belgium						14,30,725	2,01,591	1,97,823	83,317	6,63,451
Japan						..	..	..	11	..
United States of America— Vid Atlantic Coast						36,70,951	32,40,477	27,74,769	23,77,663	13,79,402
„ Pacific						5,56,350	2,82,323	5,44,755	4,60,161	4,03,158
<b>TOTAL FOREIGN COUNTRIES</b>						<b>79,64,489</b>	<b>39,48,002</b>	<b>36,07,347</b>	<b>20,21,817</b>	<b>25,02,574</b>
<i>Share of Bengal</i>						959	7,959	280	47,260	5,731
„ Bombay						2,22,393	1,33,143	1,03,322	1,02,367	85,621
„ Sind						9,10,413	22,16,305	14,41,331	7,00,763	5,41,441
„ Madras						45,448	1,22,625	1,13,441	1,17,980	49,167
„ Burma						1,31,15,456	48,65,294	36,41,573	56,14,765	55,68,749
<b>TOTAL</b>						<b>1,42,64,669</b>	<b>73,45,226</b>	<b>58,05,447</b>	<b>65,83,138</b>	<b>62,50,759</b>
<i>Total Mining Machinery— United Kingdom Ceylon Straits Settlements (including Labuan) Natal New South Wales</i>						67,05,076	39,23,671	21,59,434	41,87,246	38,94,732
						60	..	..	..	12,716
						66,518	385	35,818	67,425	22,429
						..	..	..	9,380	2,812
<i>Australian Commonwealth (Total)</i>						..	..	..	9,380	..
<b>TOTAL BRITISH EMPIRE</b>						<b>68,31,654</b>	<b>39,24,056</b>	<b>21,95,252</b>	<b>42,64,051</b>	<b>39,32,689</b>
Germany						22,84,996	1,93,553	90,000	7,112	56,503
Netherlands						21,467	30,934	..	665	..
Belgium						14,30,725	2,01,591	1,98,540	99,081	6,63,451
United States of America— Vid Atlantic Coast						36,41,538	33,69,511	30,93,179	25,76,815	14,96,341
„ Pacific						5,56,350	2,82,323	5,44,755	4,60,161	4,03,158
Other Foreign Countries						..	..	..	94	..
<b>TOTAL FOREIGN COUNTRIES</b>						<b>82,35,076</b>	<b>40,77,912</b>	<b>39,26,474</b>	<b>31,43,928</b>	<b>26,19,458</b>
<i>Share of Bengal</i>						7,73,020	6,64,693	3,02,688	3,44,516	2,91,140
„ Bombay						2,22,393	1,33,161	1,03,418	1,02,753	92,416
„ Sind						9,10,413	22,16,305	14,41,331	7,00,763	5,41,441
„ Madras						45,448	1,22,625	1,27,216	1,45,179	68,396
„ Burma						1,31,15,456	48,65,294	36,41,573	56,14,768	55,68,749
<b>TOTAL</b>						<b>1,50,66,730</b>	<b>80,01,968</b>	<b>61,21,726</b>	<b>74,07,979</b>	<b>65,52,142</b>
<i>Oil crushing and refining machinery (III, J)— United Kingdom</i>						56,07,551	24,15,876	28,75,974	24,40,530	18,03,239
Ceylon						8,275	5,019	..	..	..
Hongkong						150	17,769	..	..	..
Other British Possessions						551	..	..	..	..
<b>TOTAL BRITISH EMPIRE</b>						<b>56,16,377</b>	<b>24,38,664</b>	<b>28,75,974</b>	<b>24,40,530</b>	<b>18,03,239</b>
Sweden						4,710	..	..	1,367	4,875
Germany						3,48,615	11,23,674	10,30,865	5,56,481	7,80,949
Netherlands						1,13,868	33,810	51,570	75,823	48,412
Belgium						49,768	77,065	4,802	19,386	1,50,410
France						24,768	23,313	44,047	5,418	12,527
Switzerland						..	3,177	13,559	558	7,875
Italy						..	..	11,258	15,447	20,440
Java						..	..	1,220	..	..
Philippine Islands and Guam						..	20,226	..	15,249	..
Egypt						..	..	10,075	..	..
United States of America— Vid Atlantic Coast						2,23,750	1,92,863	76,522	3,38,780	3,44,660
„ Pacific						1,98,562	72,301	1,43,408	5,16,244	3,03,910
Other Foreign Countries						1,049	345	..	..	..
<b>TOTAL FOREIGN COUNTRIES</b>						<b>14,65,086</b>	<b>16,02,174</b>	<b>13,87,326</b>	<b>15,44,701</b>	<b>17,43,858</b>

GENERAL IMPORTS

ARTICLES AND COUNTRIES OF CONSIGNMENT; ALSO SHARE OF EACH PROVINCE	QUANTITY					VALUE				
	1927-28	1928-29	1929-30	1930-31	1931-32	1927-28	1928-29	1929-30	1930-31	1931-32
						₹	₹	₹	₹	₹
<b>Machinery and Millwork—continued</b>										
<i>Machinery, not being Prime-movers or Electrical machinery—continued</i>										
Oil crushing and refining machinery (III. J)—continued										
Share of Bengal	—	—	—	—	—	53,70,985	25,42,517	24,64,472	14,71,470	9,15,681
" Bombay	—	—	—	—	—	8,00,046	10,73,790	9,17,554	2,34,131	3,37,578
" Sind	—	—	—	—	—	1,39,881	1,01,407	2,00,934	39,466	34,836
" Madras	—	—	—	—	—	16,344	12,174	63,051	24,854	4,596
" Burma	—	—	—	—	—	7,54,207	3,10,950	6,17,289	22,15,310	22,54,668
<b>TOTAL</b>	—	—	—	—	—	70,81,468	40,40,838	42,68,800	39,85,231	35,47,097
<b>Paper mill machinery (III. J)—</b>										
United Kingdom	—	—	—	—	—	9,09,306	28,98,414	6,67,625	6,70,347	5,83,840
Sweden	—	—	—	—	—	8,269	5,178	8,610	11,926	18,525
Norway	—	—	—	—	—	..	..	2,367	..	2,925
Germany	—	—	—	—	—	15,807	4,88,006	17,385	30,186	27,398
Belgium	—	—	—	—	—	1,027	12,603	4,456	4,868	2,047
France	—	—	—	—	—	2,421	..	..	..	..
Switzerland	—	—	—	—	—	..	..	..	1,827	..
Italy	—	—	—	—	—	4,289	8,199	..	946	984
Austria	—	—	—	—	—	5,104	2,337	2,189	1,269	851
Japan	—	—	—	—	—	..	..	810	2,095	..
United States of America— Via Atlantic Coast	—	—	—	—	—	1,648	55,850	10,075	8,637	1,727
Other Foreign Countries	—	—	—	—	—	194	192	325	494	..
<b>TOTAL FOREIGN COUNTRIES</b>	—	—	—	—	—	38,859	5,61,865	40,717	61,698	48,957
Share of Bengal	—	—	—	—	—	9,14,234	29,56,121	5,92,932	6,32,111	6,00,747
" Bombay	—	—	—	—	—	25,677	34,100	25,981	30,803	26,208
" Sind	—	—	—	—	—	..	4,88,727	60,640	..	..
" Madras	—	—	—	—	—	3,254	1,119	6,756	19,126	5,342
" Burma	—	—	—	—	—	..	212	22,033	..	..
<b>TOTAL</b>	—	—	—	—	—	9,43,165	34,60,279	7,08,342	7,82,040	6,82,297
<b>Refrigerating machinery (III. J)—</b>										
United Kingdom	—	—	—	—	—	3,45,761	4,58,345	2,39,968	5,42,835	1,05,829
Ceylon	—	—	—	—	—	800	..	4,150	..	..
Canada—	—	—	—	—	—	..	..	..	660	7,170
Via Atlantic Coast	—	—	—	—	—	..	..	..	..	..
Other British Possessions	—	—	—	—	—	115	..	..	300	442
<b>TOTAL BRITISH EMPIRE</b>	—	—	—	—	—	3,46,676	4,58,345	2,44,118	5,43,795	1,13,441
Sweden	—	—	—	—	—	207	714	2,728	1,327	..
Denmark	—	—	—	—	—	19,800	12,884	7,798	2,558	5,876
Germany	—	—	—	—	—	55,270	27,433	17,367	14,018	18,081
Netherlands	—	—	—	—	—	..	7,549	..	802	..
Belgium	—	—	—	—	—	..	588	352	6,368	..
France	—	—	—	—	—	932	980	694	..	1,402
Spain	—	—	—	—	—	..	2,513	1,470	..	..
Switzerland	—	—	—	—	—	57	14,470	..	1,048	..
Italy	—	—	—	—	—	2,175	6,873	..	6,873	6,940
United States of America— Via Atlantic Coast	—	—	—	—	—	7,74,352	17,72,447	17,47,693	16,46,365	8,46,915
" Pacific "	—	—	—	—	—	162	..	1,649	119	1,891
Other Foreign Countries	—	—	—	—	—	..	507	330	994	330
<b>TOTAL FOREIGN COUNTRIES</b>	—	—	—	—	—	8,52,455	18,46,408	17,80,111	16,80,472	8,76,025
Share of Bengal	—	—	—	—	—	5,20,232	6,43,241	9,03,379	6,66,955	3,22,764
" Bombay	—	—	—	—	—	2,52,903	11,79,804	6,44,968	6,85,184	4,25,526
" Sind	—	—	—	—	—	1,63,347	3,08,735	2,02,691	2,05,212	1,65,810
" Madras	—	—	—	—	—	27,356	42,254	59,039	99,749	23,847
" Burma	—	—	—	—	—	2,35,293	1,25,919	2,13,653	5,67,167	51,519
<b>TOTAL</b>	—	—	—	—	—	11,99,181	22,99,758	20,24,229	22,24,267	9,89,466



No. 13—continued

ARTICLES AND COUNTRIES OF CONSIGNMENT; ALSO SHARE OF EACH PROVINCE	QUANTITY					VALUE				
	1927-28	1928-29	1929-30	1930-31	1931-32	1927-28	1928-29	1929-30	1930-31	1931-32
						R	R	R	R	R
<i>Machinery and Millwork—continued Machinery, not being Prime- movers or Electrical machinery—continued</i>										
<i>Rice and flour mill machinery (III. J)—</i>										
United Kingdom						6,48,898	6,84,978	11,51,146	14,47,368	5,20,197
Ceylon						338	..	614	..	..
Straits Settlements (includ- ing Labuan)						8,619	7,584	6,902	1,708	1,421
<b>TOTAL BRITISH EMPIRE</b>						<b>6,52,850</b>	<b>6,92,557</b>	<b>11,58,662</b>	<b>14,49,076</b>	<b>5,21,618</b>
Sweden						98	11,655	2,040	105	..
Denmark						5,124	25,725	46,168	40,658	82,956
Germany						12,54,231	9,98,806	6,98,560	4,10,418	2,99,014
Netherlands						4,091	1,687	2,628	2,065	5,375
Belgium						58,954	54,880	59,727	29,594	9,582
France						7,368	1,092	14,408	10,754	7,988
Switzerland						6,101	20,029	67,348	34,584	6,201
Italy						12,038	84,351	27,259	47,060	18,691
Austria						622	3,828	9,462	2,985	2,198
Czechoslovakia						..	1,470	4,239	5,958	305
China (exclusive of Hong- kong and Macão)						1,915	252	..	..	280
Japan						45	445	2,408	50	816
United States of America— Vid Atlantic Coast						2,76,785	2,57,628	2,81,682	1,47,718	1,04,824
Other Foreign Countries						..	1,067	100	..	195
<b>TOTAL FOREIGN COUNTRIES</b>						<b>16,22,357</b>	<b>14,11,910</b>	<b>12,16,029</b>	<b>7,82,008</b>	<b>4,82,985</b>
<i>Share of Bengal</i>						<i>3,31,784</i>	<i>3,98,960</i>	<i>5,29,562</i>	<i>4,37,519</i>	<i>2,10,835</i>
" Bombay						<i>3,29,629</i>	<i>4,26,995</i>	<i>4,01,898</i>	<i>2,32,152</i>	<i>1,61,690</i>
" Sind						<i>2,30,418</i>	<i>1,51,331</i>	<i>3,98,873</i>	<i>5,14,943</i>	<i>2,74,193</i>
" Madras						<i>2,81,985</i>	<i>3,34,664</i>	<i>4,66,446</i>	<i>2,98,957</i>	<i>1,85,773</i>
" Burma						<i>11,01,391</i>	<i>7,92,517</i>	<i>5,77,917</i>	<i>6,97,498</i>	<i>1,63,062</i>
<b>TOTAL</b>						<b>22,75,207</b>	<b>21,04,467</b>	<b>23,74,691</b>	<b>21,81,069</b>	<b>10,04,603</b>
<i>Saw mill and wood working machinery (III. J)—</i>										
United Kingdom						7,49,487	5,14,464	6,16,841	3,89,258	2,27,447
Ceylon						..	..	111	..	..
New South Wales						..	1,271	620	..	242
Australian Commonwealth (Total)						..	1,271	620	..	..
<b>TOTAL BRITISH EMPIRE</b>						<b>7,49,487</b>	<b>5,15,735</b>	<b>6,17,572</b>	<b>3,89,258</b>	<b>2,27,689</b>
Sweden						..	1,607	50	..	1,863
Denmark						..	2,044	1,500	..	..
Germany						7,996	17,578	25,689	16,410	28,580
Belgium						3,506	5,604	8,035	7,882	3,598
France						6,487	3,841	25,149	18,620	4,793
Switzerland						..	3,375	17,899	..	..
Japan						2,139	570	2,120	805	..
United States of America— Vid Atlantic Coast						60,924	1,73,858	1,98,956	2,58,835	82,055
" Pacific						512	250	..	548	1,828
Other Foreign Countries						40	507	867	1,261	791
<b>TOTAL FOREIGN COUNTRIES</b>						<b>81,604</b>	<b>2,09,229</b>	<b>2,74,765</b>	<b>2,98,856</b>	<b>68,508</b>
<i>Share of Bengal</i>						<i>54,976</i>	<i>1,73,003</i>	<i>3,02,162</i>	<i>57,570</i>	<i>34,553</i>
" Bombay						<i>2,36,318</i>	<i>1,69,085</i>	<i>1,86,352</i>	<i>1,58,239</i>	<i>98,600</i>
" Sind						<i>40,415</i>	<i>57,534</i>	<i>63,683</i>	<i>27,618</i>	<i>17,825</i>
" Madras						<i>1,20,398</i>	<i>45,410</i>	<i>80,855</i>	<i>69,086</i>	<i>58,253</i>
" Burma						<i>3,78,984</i>	<i>2,79,932</i>	<i>2,59,285</i>	<i>3,74,601</i>	<i>86,862</i>
<b>TOTAL</b>						<b>8,31,091</b>	<b>7,24,964</b>	<b>8,92,337</b>	<b>6,87,114</b>	<b>2,98,193</b>

GENERAL IMPORTS

( 292 )

No. 13—continued

ARTICLES, AND COUNTRIES OF CONSIGNMENT; ALSO SHARE OF EACH PROVINCE	QUANTITY					VALUE				
	1927-28	1928-29	1929-30	1930-31	1931-32	1927-28	1928-29	1929-30	1930-31	1931-32
	No.	No.	No.	No.	No.	R	R	R	R	R
<i>Machinery and Millwork—continued Machinery, not being Prime- movers or Electrical machinery—continued</i>										
Sewing and knitting machines (III. J)—										
United Kingdom . . . . .	55,088	53,402	48,903	37,058	32,346	58,08,362	56,76,017	54,79,613	40,01,854	34,78,724
Ceylon . . . . .	40	42	32	40	33	2,290	2,570	2,110	2,879	1,856
Straits Settlements (includ- ing Labuan) . . . . .	22	49	27	15	19	1,000	2,411	1,775	821	862
Natal . . . . .	13	15	2	1	1	1,157	881	115	25	79
Zanzibar and Pemba . . . . .	46	4	..	..	..	4,224	205	..	..	..
Other British Possessions . . . . .	20	12	7	11	17	1,210	432	442	735	896
<b>TOTAL BRITISH EMPIRE</b> . . . . .	<b>55,229</b>	<b>53,524</b>	<b>49,031</b>	<b>37,131</b>	<b>32,416</b>	<b>58,18,302</b>	<b>56,82,510</b>	<b>54,84,055</b>	<b>40,05,814</b>	<b>34,82,417</b>
Sweden . . . . .	28	62	76	25	8	2,108	6,599	8,299	2,247	811
Germany . . . . .	18,013	23,682	19,099	14,823	12,566	12,58,714	18,60,864	16,04,344	12,48,704	10,28,770
Belgium . . . . .	1,004	178	1	4	1	89,086	15,730	100	277	55
France . . . . .	19	1	74	28	13	29,425	455	25,925	2,105	11,816
Portugal . . . . .	..	..	..	..	1	..	..	..	..	5,226
Switzerland . . . . .	25	18	113	107	42	8,302	5,498	17,402	7,472	2,790
Italy . . . . .	27	61	7	14	17	2,834	6,141	831	4,828	5,793
Iraq . . . . .	..	3	..	2	35	..	130	..	45	1,370
China (exclusive of Hong- kong and Macao) . . . . .	157	12	2	4	10	4,362	1,054	110	135	380
Japan . . . . .	17	7	23	33	107	5,169	1,982	5,545	16,881	66,498
United States of America—										
Via Atlantic Coast . . . . .	726	682	234	40	94	85,935	60,677	66,101	27,171	39,009
" Pacific " . . . . .	..	2	1	3	2	..	245	130	310	111
Other Foreign Countries . . . . .	20	9	19	8	10	1,746	480	1,197	676	1,261
<b>TOTAL FOREIGN COUNTRIES</b> . . . . .	<b>20,036</b>	<b>24,717</b>	<b>19,649</b>	<b>15,091</b>	<b>12,901</b>	<b>14,88,231</b>	<b>19,59,855</b>	<b>17,29,984</b>	<b>13,10,441</b>	<b>11,68,899</b>
Share of Bengal . . . . .	19,396	16,728	19,120	13,625	9,929	20,40,742	17,32,184	20,67,261	14,41,602	10,81,276
" Bombay . . . . .	12,261	16,193	15,667	12,232	10,660	11,70,093	16,80,169	18,19,314	12,22,756	11,92,650
" Sind . . . . .	33,535	31,593	20,672	16,787	19,179	30,49,296	27,66,089	19,02,290	14,73,601	18,13,861
" Madras . . . . .	8,942	9,141	9,496	6,142	2,974	9,36,939	9,83,977	10,47,534	6,69,253	3,18,569
" Burma . . . . .	1,081	4,586	3,725	4,376	2,575	1,09,514	4,74,962	3,77,640	5,09,043	3,29,969
<b>TOTAL</b> . . . . .	<b>75,265</b>	<b>78,241</b>	<b>68,680</b>	<b>52,222</b>	<b>45,317</b>	<b>78,06,584</b>	<b>78,42,371</b>	<b>72,14,039</b>	<b>53,16,255</b>	<b>46,46,816</b>
Parts of sewing and knitting machines and accessories (III. J)—										
United Kingdom . . . . .	..	..	..	..	..	16,80,461	11,14,729	12,20,080	4,13,282	3,13,287
Victoria . . . . .	..	..	..	..	..	..	..	..	..	12,652
Australian Commonwealth (Total) . . . . .	..	..	..	..	..	..	..	..	..	12,652
Other British Possessions . . . . .	..	..	..	..	..	408	41	477	610	657
<b>TOTAL BRITISH EMPIRE</b> . . . . .	<b>..</b>	<b>..</b>	<b>..</b>	<b>..</b>	<b>..</b>	<b>16,80,869</b>	<b>11,14,770</b>	<b>12,20,557</b>	<b>4,13,892</b>	<b>3,26,596</b>
Germany . . . . .	..	..	..	..	..	1,81,660	1,34,338	96,219	1,23,210	1,08,271
Belgium . . . . .	..	..	..	..	..	11,860	..	6,649	2,118	4,466
France . . . . .	..	..	..	..	..	10,653	392	2,682	1,165	4,811
Switzerland . . . . .	..	..	..	..	..	3,204	..	334	438	1,058
Austria . . . . .	..	..	..	..	..	..	..	..	..	1,871
Czechoslovakia . . . . .	..	..	..	..	..	..	..	..	..	2,709
Japan . . . . .	..	..	..	..	..	57	..	857	3,802	4,292
United States of America—										
Via Atlantic Coast . . . . .	..	..	..	..	..	8,439	19,421	7,648	7,799	3,320
Other Foreign Countries . . . . .	..	..	..	..	..	912	51	83	528	12
<b>TOTAL FOREIGN COUNTRIES</b> . . . . .	<b>..</b>	<b>..</b>	<b>..</b>	<b>..</b>	<b>..</b>	<b>1,66,785</b>	<b>1,54,202</b>	<b>1,14,472</b>	<b>1,38,860</b>	<b>1,25,812</b>
Share of Bengal . . . . .	..	..	..	..	..	1,22,059	1,68,636	1,71,153	1,34,738	1,05,971
" Bombay . . . . .	..	..	..	..	..	98,685	1,04,663	1,23,084	1,27,323	89,241
" Sind . . . . .	..	..	..	..	..	3,16,976	2,63,083	1,50,416	1,55,695	1,72,934
" Madras . . . . .	..	..	..	..	..	94,508	1,07,012	1,71,578	85,020	26,711
" Burma . . . . .	..	..	..	..	..	12,16,486	6,25,598	7,68,798	52,976	67,552
<b>TOTAL</b> . . . . .	<b>..</b>	<b>..</b>	<b>..</b>	<b>..</b>	<b>..</b>	<b>18,47,654</b>	<b>12,68,972</b>	<b>13,35,029</b>	<b>5,52,752</b>	<b>4,52,408</b>

No. 13—continued

ARTICLES, AND COUNTRIES OF CONSIGNMENT; ALSO SHARE OF EACH PROVINCE	QUANTITY					VALUE				
	1927-28	1928-29	1929-30	1930-31	1931-32	1927-28	1928-29	1929-30	1930-31	1931-32
Machinery and Millwork—continued										
Machinery, not being Prime- movers or Electrical machinery—continued										
Sugar machinery (III. J)—										
United Kingdom						7,25,956	10,30,487	8,49,343	10,82,836	26,22,991
Ceylon						..	..	1,086	..	..
Hongkong						..	..	140	..	..
TOTAL BRITISH EMPIRE						7,25,956	10,30,487	8,50,569	10,82,836	26,22,991
Germany						1,11,287	23,215	8,332	23,233	1,18,070
Belgium						5,972	..	3,110	..	22,751
France						45,245	61,087	30,421	2,30,323	2,22,297
United States of America— Via Atlantic Coast						24,838	30,852	28,022	32,324	27,382
Other Foreign Countries						..	..	625	..	358
TOTAL FOREIGN COUNTRIES						1,87,342	1,21,154	70,510	2,85,880	3,91,458
Share of Bengal						7,14,816	16,54,119	5,44,033	12,45,079	27,63,436
Bombay						43,581	73,794	33,642	90,186	72,348
Sind						10,923	517	3,17,256	19,405	69,563
Madras						1,27,535	22,906	14,790	12,962	1,02,945
Burma						16,443	305	11,303	1,084	1,157
TOTAL						9,13,298	17,51,641	9,21,079	18,63,716	30,14,449
Tea machinery (III. J)—										
United Kingdom						34,45,517	38,37,654	27,65,301	14,90,966	9,76,381
Ceylon						1,50,148	1,21,901	69,962	1,88,506	90,728
New South Wales Australian Commonwealth (Total)						..	449	..	..	..
TOTAL BRITISH EMPIRE						35,95,665	39,60,004	28,35,263	16,29,472	10,67,109
Germany						10,782	3,687	9,978	48,269	1,106
Java						..	..	1,882	2,170	..
United States of America— Via Atlantic Coast						30	1,530	..	2,357	..
Other Foreign Countries						..	..	..	..	911
TOTAL FOREIGN COUNTRIES						10,812	5,217	11,860	52,796	2,017
Share of Bengal						30,80,058	33,31,664	24,16,463	14,04,507	8,37,473
Bombay						..	1,315	33,539	..	911
Sind						..	7,045	2,422	..	781
Madras						5,25,419	6,21,357	3,94,649	2,77,761	2,29,955
Burma						..	3,340	..	..	..
TOTAL						36,06,477	39,65,221	28,47,123	16,82,268	10,69,125
Textile machinery—										
Cotton—										
Cotton Bleaching and Dyeing machinery (III. J)—										
United Kingdom						2,53,807	2,65,585	2,03,065	81,601	2,32,926
Ceylon						..	..	1,156	..	..
Straits Settlements						..	..	..	136	263
TOTAL BRITISH EMPIRE						2,53,807	2,65,585	2,04,221	81,827	2,33,189
Germany						2,02,226	93,233	95,977	90,062	93,724
Netherlands						..	18,779	3,024	..	..
Belgium						4,142	11,432	..	..	..
Italy						10,795	9,781	..	2,024	100
Austria						..	1,907	..	..	..
United States of America— Via Atlantic Coast						26,005	10,178	1,933	2,030	629
TOTAL FOREIGN COUNTRIES						2,43,168	1,45,310	1,00,934	94,116	94,453
Share of Bengal						1,054	..	2,357	1,437	..
Bombay						4,03,596	3,41,157	1,91,970	89,590	3,16,376
Sind						..	5,133	..	5,278	..
Madras						92,325	64,605	1,10,518	78,155	11,266
Burma						..	..	310	1,513	..
TOTAL						4,96,975	4,10,895	3,05,155	1,75,943	3,27,642
Cotton Printing machinery (III. J)—										
United Kingdom						9,352	25,216	7,520	64,970	19,166
Ceylon						1,250	1,364	..	..	..
TOTAL BRITISH EMPIRE						10,602	26,580	7,520	64,970	19,166
Germany						2,882	3,276	237	6,163	2,309
United States of America— Via Atlantic Coast						1,580	..	..	..	..
Other Foreign Countries						700	1,268	..	..	..
TOTAL FOREIGN COUNTRIES						5,112	4,544	237	6,163	2,309
Share of Bengal						..	..	2,355	756	..
Bombay						9,333	24,074	3,033	18,605	6,331
Madras						6,331	7,050	2,339	51,802	15,144
TOTAL						15,714	31,124	7,757	71,138	21,475

GENERAL IMPORTS

No. 13—continued

ARTICLES, AND COUNTRIES OF CONSIGNMENT; ALSO SHARE OF EACH PROVINCE	QUANTITY					VALUE				
	1927-28	1928-29	1929-30	1930-31	1931-32	1927-28	1928-29	1929-30	1930-31	1931-32
						R	R	R	R	R
<i>Machinery and Millwork—continued</i>										
<i>Machinery, not being Prime-movers or Electrical machinery—continued</i>										
<i>Textile machinery—continued</i>										
<i>Cotton—continued</i>										
<i>Cotton Spinning machinery (III. J)—</i>										
United Kingdom						96,54,430	1,18,56,489	1,15,59,983	1,06,21,038	97,51,310
Aden and Dependencies						..	..	..	1,772	..
Ceylon						1,120	..	7,956	293	..
Straits Settlements (including Labuan)						..	..	..	..	5
<b>TOTAL BRITISH EMPIRE</b>						<b>96,55,550</b>	<b>1,18,56,489</b>	<b>1,15,67,939</b>	<b>1,05,23,703</b>	<b>97,51,315</b>
Finland						..	..	..	..	2,538
Sweden						200	255	1,356	1,442	7,879
Poland (including Danzig)						..	19,133	873	..	1,313
Germany						1,03,657	2,39,033	3,81,579	2,68,061	5,91,646
Netherlands						717	3,738	1,088	1,063	3,806
Belgium						55,732	15,623	17,029	8,620	8,663
France						2,450	70,570	6,304	4,307	18,898
Spain						33,761	89,712	1,41,192	1,59,763	1,51,738
Switzerland						2,903	17,981	4,821	55,890	1,25,464
Italy						20,135	70,571	49,655	45,880	39,842
Austria						1,597	10,854	1,138	28,367	11,049
Czechoslovakia						..	..	..	..	1,312
China (exclusive of Hong-kong and Macao)						..	9,563	2,318	..	..
Japan						37,197	30,874	66,722	22,022	57,113
United States of America—Vid Atlantic Coast						1,90,582	3,66,969	1,34,204	1,41,366	2,32,858
Other Foreign Countries						..	..	..	..	50
<b>TOTAL FOREIGN COUNTRIES</b>						<b>4,48,931</b>	<b>9,94,876</b>	<b>8,09,179</b>	<b>7,86,781</b>	<b>12,54,199</b>
<i>Share of Bengal</i>						<i>14,24,160</i>	<i>17,14,644</i>	<i>9,93,592</i>	<i>9,39,357</i>	<i>6,16,449</i>
" <i>Bombay</i>						<i>70,66,325</i>	<i>80,36,156</i>	<i>88,47,930</i>	<i>82,51,987</i>	<i>50,83,804</i>
" <i>Sind</i>						<i>17,345</i>	<i>7,327</i>	<i>3,062</i>	<i>1,247</i>	<i>7,422</i>
" <i>Madras</i>						<i>15,96,151</i>	<i>15,64,352</i>	<i>24,40,315</i>	<i>20,46,256</i>	<i>12,74,792</i>
" <i>Burma</i>						<i>..</i>	<i>23,336</i>	<i>92,319</i>	<i>21,137</i>	<i>23,047</i>
<b>TOTAL</b>						<b>1,01,04,481</b>	<b>1,28,51,315</b>	<b>1,23,77,118</b>	<b>1,12,60,484</b>	<b>1,10,05,514</b>
<i>Cotton Weaving machinery (III. J)—</i>										
United Kingdom						67,88,675	63,35,354	57,14,526	47,62,060	60,15,922
Other British Possessions						..	877	..	240	..
<b>TOTAL BRITISH EMPIRE</b>						<b>67,88,675</b>	<b>63,35,781</b>	<b>57,14,526</b>	<b>47,62,300</b>	<b>60,15,922</b>
Russia—Northern Russia						..	5,418	..	..	..
Germany						2,97,873	2,07,916	7,57,378	2,33,061	4,65,361
Netherlands						9,188	22,800	7,622	26,091	68,890
Belgium						26,242	22,187	19,105	15,965	18,550
France						3,482	1,168	9,064	13,561	63,146
Spain						..	3,680	..	..	..
Switzerland						4,079	..	1,575	5,239	4,008
Italy						42,213	36,729	28,545	51,358	1,54,713
Austria						6,015	3,641	1,131	1,790	5,407
Czechoslovakia						..	..	..	4,550	27,467
Armenia						..	..	..	2,984	..
Japan						12,608	47,658	1,10,101	1,01,640	48,293
United States of America—Vid Atlantic Coast						7,396	58,483	3,598	41,616	28,025
Other Foreign Countries						..	..	..	795	..
<b>TOTAL FOREIGN COUNTRIES</b>						<b>4,09,591</b>	<b>4,09,680</b>	<b>9,38,119</b>	<b>4,98,680</b>	<b>8,74,480</b>
<i>Share of Bengal</i>						<i>5,31,960</i>	<i>6,67,229</i>	<i>3,48,222</i>	<i>6,05,585</i>	<i>3,62,486</i>
" <i>Bombay</i>						<i>59,87,555</i>	<i>56,22,100</i>	<i>51,77,187</i>	<i>44,14,441</i>	<i>57,78,140</i>
" <i>Sind</i>						<i>25,102</i>	<i>6,441</i>	<i>4,12,409</i>	<i>28,491</i>	<i>36,938</i>
" <i>Madras</i>						<i>5,96,399</i>	<i>4,48,318</i>	<i>2,13,961</i>	<i>2,12,413</i>	<i>1,62,324</i>
" <i>Burma</i>						<i>7,250</i>	<i>823</i>	<i>866</i>	<i>..</i>	<i>..</i>
<b>TOTAL</b>						<b>71,98,266</b>	<b>67,45,411</b>	<b>66,52,645</b>	<b>52,60,930</b>	<b>68,90,332</b>

No. 13—continued

ARTICLES AND COUNTRIES OF CONSIGNMENT; ALSO SHARE OF EACH PROVINCE	QUANTITY					VALUE				
	1927-28	1928-29	1929-30	1930-31	1931-32	1927-28	1928-29	1929-30	1930-31	1931-32
<i>Machinery and Millwork—continued</i>						R	R	R	R	R
<i>Machinery, not being Prime-movers or Electrical machinery—continued</i>										
<i>Textile machinery—continued</i>										
<i>Cotton—continued</i>										
Cotton, other sorts (III. J)—										
United Kingdom						17,38,777	17,06,074	15,43,405	8,33,324	7,15,853
Canada—										
<i>Vid Atlantic Coast</i>						2,041	1,255	..	..	..
Other British Possessions						1,152	..	..	..	..
TOTAL BRITISH EMPIRE						17,38,970	17,07,329	15,43,405	8,33,324	7,15,853
Germany						98,257	90,009	62,560	1,24,462	1,49,104
Netherlands						5,224	3,529	1,022	15	..
Belgium						56,044	87,328	64,255	10,299	18,045
Switzerland						420	131	..	24,403	..
Italy						12,937	25,124	4,118	83	..
Smyrna						..	..	..	3,691	..
Egypt						..	..	..	1,156	..
United States of America—										
<i>Vid Atlantic Coast</i>						17,856	45,980	25,635	40,636	1,40,552
Other Foreign Countries						287	41	905	1,150	42
TOTAL FOREIGN COUNTRIES						1,89,025	2,32,142	1,59,535	2,05,895	3,07,743
Share of Bengal						18,979	4,620	9,201	782	3,532
Bombay						14,55,493	16,73,388	13,31,048	7,11,312	7,10,213
Sind						1,63,577	1,66,853	1,31,600	3,32,569	2,41,353
Madras						2,87,946	1,79,032	2,41,021	92,555	67,873
Burma						..	5,578	70	2,001	125
TOTAL						19,25,995	20,29,471	17,02,940	10,39,219	10,23,596
Total Cotton machinery—										
United Kingdom						1,84,40,041	1,97,78,688	1,90,28,499	1,62,63,683	1,67,85,177
Aden and Dependencies						..	..	..	1,772	..
Ceylon						2,370	1,594	9,112	333	..
Canada—										
<i>Vid Atlantic Coast</i>						2,041	1,255	..	..	..
Other British Possessions						1,152	147	..	336	263
TOTAL BRITISH EMPIRE						1,84,45,604	1,97,81,664	1,90,37,611	1,62,66,124	1,67,85,445
Russia—										
Northern Russia						..	5,418	..	..	40
Finland						..	..	..	..	2,538
Sweden						200	255	1,355	1,751	7,379
Poland (including Dantzic)						..	19,138	873	..	1,318
Germany						7,02,845	6,38,467	12,97,731	7,21,809	13,02,144
Netherlands						15,124	48,846	13,656	27,169	72,696
Belgium						1,42,360	1,17,270	1,01,239	34,334	40,258
France						6,219	71,916	15,726	18,504	82,044
Spain						33,761	93,392	1,41,192	1,59,768	1,51,738
Switzerland						7,402	18,112	6,396	85,532	1,29,502
Italy						86,030	1,42,595	82,313	99,345	1,04,655
Austria						7,612	16,402	2,269	30,651	16,456
Czechoslovakia						..	..	..	4,570	23,779
Smyrna						..	..	..	3,691	..
Armenia						..	..	..	2,934	..
Native States in Arabia other than Maskat Territory and Trucial Oman						..	..	..	..	10
China (exclusive of Hong-kong and Macao)						..	9,563	2,313	430	..
Japan						49,805	1,28,573	1,77,460	1,23,662	1,05,448
Egypt						..	..	..	1,156	..
United States of America—										
<i>Vid Atlantic Coast</i>						2,43,919	4,81,610	1,65,420	2,25,648	3,97,659
TOTAL FOREIGN COUNTRIES						12,95,327	17,86,552	20,08,004	15,41,535	25,33,164
Share of Bengal						20,36,153	23,88,493	18,56,667	16,48,337	14,32,467
Bombay						1,49,22,302	1,66,96,875	1,55,41,168	1,34,85,936	1,58,94,364
Sind						2,06,024	1,38,254	5,47,061	2,67,586	3,36,207
Madras						25,79,302	22,63,357	30,03,154	24,31,161	15,31,899
Burma						7,250	34,737	93,565	24,651	23,172
TOTAL						1,97,41,431	2,15,68,216	2,10,45,615	1,78,07,709	1,92,68,609

GENERAL IMPORTS

No. 13—continued

ARTICLES AND COUNTRIES OF CONSIGNMENT; ALSO SHARE OF EACH PROVINCE	QUANTITY					VALUE				
	1927-28	1928-29	1929-30	1930-31	1931-32	1927-28	1928-29	1929-30	1930-31	1931-32
						R	R	R	R	R
<b>Machinery and Millwork—continued</b>										
<i>Machinery, not being Prime-movers or Electrical machinery—continued</i>										
<i>Textile machinery—continued</i>										
<i>Jute (III. J)—</i>										
United Kingdom . . . . .	—	—	—	—	—	91,70,180	1,28,08,005	1,41,80,349	79,75,044	81,55,574
Sweden . . . . .	—	—	—	—	—	3,557	4,727	27,910	28,047	11,112
Norway . . . . .	—	—	—	—	—	1,072	..	..	..	..
Germany . . . . .	—	—	—	—	—	46,508	30,634	83,615	19,652	30,810
Netherlands . . . . .	—	—	—	—	—	12,085	21,420	14,774	35,450	3,086
Belgium . . . . .	—	—	—	—	—	18,877	7,345	18,628	8,828	3,099
France . . . . .	—	—	—	—	—	..	169	..	3,868	4,266
Switzerland . . . . .	—	—	—	—	—	..	..	..	..	1,009
Italy . . . . .	—	—	—	—	—	..	1,077	732	28,417	2,565
United States of America— Via Atlantic Coast . . . . .	—	—	—	—	—	1,58,547	1,14,525	60,108	48,696	11,916
<b>TOTAL FOREIGN COUNTRIES</b>	—	—	—	—	—	2,40,996	1,79,887	2,05,767	1,57,953	1,07,868
<i>Share of Bengal . . . . .</i>	—	—	—	—	—	94,02,010	1,29,55,981	1,43,73,806	81,32,997	32,17,812
„ <i>Bombay . . . . .</i>	—	—	—	—	—	1,917	2,010	4,444	..	..
„ <i>Madras . . . . .</i>	—	—	—	—	—	7,199	29,901	8,066	..	5,625
<b>TOTAL</b>	—	—	—	—	—	94,11,126	1,29,87,892	1,48,86,116	81,32,997	32,23,437
<i>Shuttles (excluding those for sewing machines) (III. J)—</i>										
United Kingdom . . . . .	—	—	—	—	—	8,03,960	6,39,871	8,13,903	6,55,781	6,65,617
Gibraltar . . . . .	—	—	—	—	—	..	1,256	..	..	..
Bahrein Islands . . . . .	—	—	—	—	—	785	..	..	..	..
<b>TOTAL BRITISH EMPIRE</b>	—	—	—	—	—	8,04,745	6,41,127	8,13,903	6,55,781	6,65,617
Germany . . . . .	—	—	—	—	—	19	512	2,108	5,567	41,767
France . . . . .	—	—	—	—	—	1,032	8,650	12,519	20,533	18,977
Switzerland . . . . .	—	—	—	—	—	10,010	..	..	2,818	5,796
Italy . . . . .	—	—	—	—	—	1,85,842	94,088	52,718	1,10,894	1,05,372
Austria . . . . .	—	—	—	—	—	..	3,385	..	..	651
Czechoslovakia . . . . .	—	—	—	—	—	..	..	..	..	1,822
Japan . . . . .	—	—	—	—	—	337	4,156	1,705	5,411	16,151
United States of America— Via Atlantic Coast . . . . .	—	—	—	—	—	..	..	620	8	2,281
Other Foreign Countries . . . . .	—	—	—	—	—	..	..	..	600	800
<b>TOTAL FOREIGN COUNTRIES</b>	—	—	—	—	—	1,97,240	1,10,786	69,660	1,45,821	1,93,716
<i>Share of Bengal . . . . .</i>	—	—	—	—	—	1,25,086	1,53,499	1,34,639	80,536	53,422
„ <i>Bombay . . . . .</i>	—	—	—	—	—	8,76,032	6,91,483	7,43,066	7,05,775	8,00,610
„ <i>Madras . . . . .</i>	—	—	—	—	—	857	6,931	44	14,228	6,301
„ <i>Burma . . . . .</i>	—	—	—	—	—	..	..	814	583	..
<b>TOTAL</b>	—	—	—	—	—	10,01,985	7,51,918	8,83,563	8,01,102	8,59,333
<i>Wool machinery (III. J)—</i>										
United Kingdom . . . . .	—	—	—	—	—	1,61,683	2,08,458	1,47,768	1,10,879	1,07,138
Germany . . . . .	—	—	—	—	—	4,478	1,818	3,94,094	3,579	20,004
Italy . . . . .	—	—	—	—	—	..	..	18,292	..	..
Austria . . . . .	—	—	—	—	—	..	..	200	..	..
China (exclusive of Hong-kong and Macao) . . . . .	—	—	—	—	—	..	1,200	..	..	..
United States of America— Via Atlantic Coast . . . . .	—	—	—	—	—	2,300	1,091	208	..	..
<b>TOTAL FOREIGN COUNTRIES</b>	—	—	—	—	—	6,773	3,609	4,12,789	3,579	20,004
<i>Share of Bengal . . . . .</i>	—	—	—	—	—	62,779	79,441	49,480	44,472	35,172
„ <i>Bombay . . . . .</i>	—	—	—	—	—	50,995	25,468	45,896	14,676	26,781
„ <i>Sind . . . . .</i>	—	—	—	—	—	52,401	84,951	4,43,951	54,445	60,636
„ <i>Madras . . . . .</i>	—	—	—	—	—	2,231	19,608	15,807	866	4,493
„ <i>Burma . . . . .</i>	—	—	—	—	—	..	2,699	423	..	..
<b>TOTAL</b>	—	—	—	—	—	1,68,406	2,12,087	5,60,537	1,14,458	1,27,142

## No. 13—continued

ARTICLES AND COUNTRIES OF CONSIGNMENT; ALSO SHARE OF EACH PROVINCE	QUANTITY					VALUE				
	1927-28	1928-29	1929-30	1930-31	1931-32	1927-28	1928-29	1929-30	1930-31	1931-32
						R	R	R	R	R
Machinery and Millwork—continued Machinery, not being Prime- movers or Electrical machinery—continued Textile machinery—continued Other sorts (III. J)—										
United Kingdom	—	—	—	—	—	3,25,665	6,75,074	10,12,036	11,44,688	7,12,499
Ceylon	—	—	—	—	—	..	1,560	..	231	843
Straits Settlements (including Labuan)	—	—	—	—	—	..	..	..	10	295
TOTAL BRITISH EMPIRE	—	—	—	—	—	3,25,665	6,76,634	10,12,036	11,44,929	7,13,637
Sweden	—	—	—	—	—	130	..	2,672	1,902	466
Germany	—	—	—	—	—	1,47,371	2,22,506	1,70,251	1,27,246	4,25,579
Netherlands	—	—	—	—	—	..	6,292	11,066	5,497	3,805
Belgium	—	—	—	—	—	14,282	864	3,551	27,814	2,340
France	—	—	—	—	—	11,829	6,653	12,090	14,603	47,867
Switzerland	—	—	—	—	—	3,297	2,393	42,386	51,199	12,865
Italy	—	—	—	—	—	8,407	18,054	19,918	10,536	28,707
Czechoslovakia	—	—	—	—	—	..	1,807	..	..	801
Smyrna	—	—	—	—	—	13,835	..	..	..	..
Japan	—	—	—	—	—	156	705	2,570	250	2,865
United States of America— Via Atlantic Coast	—	—	—	—	—	20,515	63,302	14,695	24,353	52,503
Other foreign Countries	—	—	—	—	—	..	600	..	710	286
TOTAL FOREIGN COUNTRIES	—	—	—	—	—	2,19,382	3,23,176	2,79,199	2,64,110	5,78,084
Share of Bengal	—	—	—	—	—	1,37,384	2,03,136	2,75,769	2,47,448	1,62,300
" Bombay	—	—	—	—	—	2,87,406	3,86,752	6,56,295	6,97,170	6,19,924
" Sind	—	—	—	—	—	34,085	36,584	19,594	13,876	64,163
" Madras	—	—	—	—	—	86,172	3,72,373	3,35,433	4,48,677	4,37,450
" Burma	—	—	—	—	—	..	960	4,094	1,368	7,384
TOTAL	—	—	—	—	—	5,45,547	9,99,810	12,91,235	14,09,039	12,91,721
Total Textile Machinery— United Kingdom	—	—	—	—	—	2,89,01,429	3,41,10,076	3,51,82,555	2,61,50,075	2,13,76,005
Aden and Dependencies	—	—	—	—	—	..	..	..	1,772	..
Gibraltar	—	—	—	—	—	..	1,378	..	..	..
Ceylon	—	—	—	—	—	2,370	3,154	9,112	564	843
Canada— Via Atlantic Coast	—	—	—	—	—	2,041	1,255	..	..	..
Other British Possessions	—	—	—	—	—	1,937	25	..	346	563
TOTAL BRITISH EMPIRE	—	—	—	—	—	2,89,07,777	3,41,15,838	3,51,91,667	2,61,52,757	2,13,77,411
Russia— Northern Russia	—	—	—	—	—	..	5,418	..	..	40
Finland	—	—	—	—	—	..	..	..	..	2,538
Sweden	—	—	—	—	—	3,887	4,982	31,938	26,700	19,457
Norway	—	—	—	—	—	1,072	..	..	130	..
Poland (including Dantzic)	—	—	—	—	—	..	19,133	873	..	1,318
Germany	—	—	—	—	—	9,01,216	8,88,437	10,47,794	8,77,853	18,20,304
Netherlands	—	—	—	—	—	27,159	76,556	39,496	68,136	70,587
Belgium	—	—	—	—	—	1,75,519	1,25,479	1,28,408	72,106	46,596
France	—	—	—	—	—	19,080	87,378	40,385	57,503	1,53,154
Spain	—	—	—	—	—	33,761	93,392	1,41,192	1,59,768	1,51,738
Switzerland	—	—	—	—	—	20,709	20,505	48,782	1,39,544	1,49,172
Italy	—	—	—	—	—	2,80,369	2,55,809	1,73,973	2,43,692	3,31,299
Austria	—	—	—	—	—	7,612	19,787	2,469	30,651	17,393
Czechoslovakia	—	—	—	—	—	..	1,807	..	4,570	31,402
Armenia	—	—	—	—	—	..	..	..	2,964	..
Smyrna	—	—	—	—	—	13,835	..	..	3,691	..
Native States in Arabia other than Maskat Territory and Trucial Oman	—	—	—	—	—	..	..	..	..	10
China (exclusive of Hong- kong and Macao)	—	—	—	—	—	..	11,363	2,313	1,066	..
Japan	—	—	—	—	—	50,293	1,33,434	1,81,735	1,29,323	1,24,464
Egypt	—	—	—	—	—	..	..	..	1,166	..
United States of America— Via Atlantic Coast	—	—	—	—	—	4,25,281	6,60,528	2,41,046	2,93,700	4,04,359
TOTAL FOREIGN COUNTRIES	—	—	—	—	—	19,60,718	24,04,010	29,75,419	21,12,548	33,92,331
Share of Bengal	—	—	—	—	—	1,17,53,922	1,57,78,559	1,66,89,161	1,00,53,340	49,51,183
" Bombay	—	—	—	—	—	1,61,39,153	1,77,02,533	1,69,95,369	1,49,03,556	1,73,43,179
" Sind	—	—	—	—	—	2,92,510	3,07,789	10,16,606	3,35,906	4,61,056
" Madras	—	—	—	—	—	36,75,661	29,92,575	33,67,564	29,44,921	19,84,763
" Burma	—	—	—	—	—	7,250	33,396	98,398	27,082	31,055
TOTAL	—	—	—	—	—	3,08,68,495	3,85,19,898	3,61,67,086	2,82,65,305	2,47,70,242

GENERAL IMPORTS

( 298 )

No. 13—continued

ARTICLES, AND COUNTRIES OF CONSIGNMENT; ALSO SHARE OF EACH PROVINCE	QUANTITY					VALUE				
	1927-28	1928-29	1929-30	1930-31	1931-32	1927-28	1928-29	1929-30	1930-31	1931-32
						R	R	R	R	R
<b>Machinery and Millwork—continued</b>										
<i>Machinery, not being Prime-movers or Electrical machinery—continued</i>										
<b>Typewriters—</b>										
<b>Typewriters (III. J)—</b>	No.	No.	No.	No.	No.					
United Kingdom . . . . .	1,067	1,069	1,206	1,040	244	2,17,159	2,25,929	1,93,017	1,78,809	31,8
Ceylon . . . . .	15	18	36	10	7	1,553	2,306	6,897	1,370	6
Straits Settlements (including Labuan) . . . . .	0	6	14	8	55	370	408	1,760	1,163	9,31
Other British Possessions . . . . .	5	4	5	3	5	482	405	296	436	41
<b>TOTAL BRITISH EMPIRE</b>	<b>1,093</b>	<b>1,097</b>	<b>1,261</b>	<b>1,061</b>	<b>311</b>	<b>2,19,564</b>	<b>2,29,048</b>	<b>2,01,970</b>	<b>1,81,778</b>	<b>42,29</b>
Germany . . . . .	295	552	672	592	298	37,615	79,282	74,344	81,328	47,221
France . . . . .	16	4	14	6	4	2,831	2,153	2,382	408	511
Italy . . . . .	4	6	51	174	86	710	1,140	8,097	26,610	3,890
Persia . . . . .	4	1	1	4	4	410	50	50	1,137	260
Java . . . . .	—	2	—	3	1	—	380	—	1,898	100
<b>United States of America—</b>										
Via Atlantic Coast . . . . .	16,528	19,806	18,701	13,687	6,557	22,41,543	26,68,092	18,97,652	16,94,056	8,85,826
„ Pacific „ . . . . .	6	10	65	2	—	598	1,172	6,965	204	—
Other Foreign Countries . . . . .	20	9	9	15	14	1,970	676	1,333	2,728	1,315
<b>TOTAL FOREIGN COUNTRIES</b>	<b>15,859</b>	<b>20,390</b>	<b>14,518</b>	<b>14,483</b>	<b>6,964</b>	<b>22,85,677</b>	<b>27,52,895</b>	<b>19,90,823</b>	<b>20,08,864</b>	<b>9,44,135</b>
<b>Share of Bengal . . . . .</b>	<b>6,167</b>	<b>7,394</b>	<b>5,035</b>	<b>5,715</b>	<b>4,898</b>	<b>9,40,727</b>	<b>10,71,970</b>	<b>7,22,216</b>	<b>7,67,762</b>	<b>6,45,938</b>
„ Bombay . . . . .	5,371	6,520	5,173	5,285	1,471	7,35,867	9,19,967	6,69,064	7,63,841	2,10,969
„ Sind . . . . .	1,331	2,066	1,630	1,099	78	2,72,242	2,93,102	2,46,642	1,70,139	7,736
„ Madras . . . . .	1,952	3,014	1,892	1,914	562	2,84,002	3,84,671	2,79,925	2,76,461	78,041
„ Burma . . . . .	1,621	2,493	2,014	1,531	271	2,21,403	3,12,233	2,54,946	1,91,919	34,699
<b>TOTAL</b>	<b>16,952</b>	<b>21,487</b>	<b>15,774</b>	<b>15,544</b>	<b>7,275</b>	<b>25,05,241</b>	<b>29,81,943</b>	<b>21,92,793</b>	<b>21,90,142</b>	<b>9,86,423</b>
<b>Parts and accessories (III. J)—</b>										
United Kingdom . . . . .	—	—	—	—	—	51,816	57,600	65,914	59,729	34,994
Other British Possessions . . . . .	—	—	—	—	—	580	298	297	403	46
<b>TOTAL BRITISH EMPIRE</b>	<b>—</b>	<b>—</b>	<b>—</b>	<b>—</b>	<b>—</b>	<b>51,896</b>	<b>57,898</b>	<b>66,211</b>	<b>60,132</b>	<b>35,040</b>
Germany . . . . .	—	—	—	—	—	1,630	3,981	2,133	3,636	3,208
France . . . . .	—	—	—	—	—	—	—	2,478	459	24
Switzerland . . . . .	—	—	—	—	—	1,296	63	72	2,771	2,125
Italy . . . . .	—	—	—	—	—	1,083	431	11,191	839	1,359
Austria . . . . .	—	—	—	—	—	243	2,919	39,949	1,218	992
<b>United States of America—</b>										
Via Atlantic Coast . . . . .	—	—	—	—	—	1,48,011	1,27,729	2,52,421	2,03,192	2,58,205
Other Foreign Countries . . . . .	—	—	—	—	—	57	307	266	82	7
<b>TOTAL FOREIGN COUNTRIES</b>	<b>—</b>	<b>—</b>	<b>—</b>	<b>—</b>	<b>—</b>	<b>1,52,320</b>	<b>1,35,430</b>	<b>8,08,505</b>	<b>2,12,197</b>	<b>2,65,960</b>
<b>Share of Bengal . . . . .</b>	<b>—</b>	<b>—</b>	<b>—</b>	<b>—</b>	<b>—</b>	<b>98,261</b>	<b>65,621</b>	<b>2,14,771</b>	<b>1,34,204</b>	<b>2,04,368</b>
„ Bombay . . . . .	—	—	—	—	—	59,673	86,284	90,085	84,234	42,122
„ Sind . . . . .	—	—	—	—	—	13,250	13,319	17,439	9,910	9,699
„ Madras . . . . .	—	—	—	—	—	15,989	15,508	33,049	23,482	25,526
„ Burma . . . . .	—	—	—	—	—	17,043	8,696	18,772	20,499	19,285
<b>TOTAL</b>	<b>—</b>	<b>—</b>	<b>—</b>	<b>—</b>	<b>—</b>	<b>2,04,216</b>	<b>1,98,328</b>	<b>3,74,716</b>	<b>2,72,820</b>	<b>9,01,000</b>



No. 13—continued

ARTICLES, AND COUNTRIES OF CONSIGNMENT; ALSO SHARE OF EACH PROVINCE	QUANTITY					VALUE				
	1927-28	1928-29	1929-30	1930-31	1931-32	1927-28	1928-29	1929-30	1930-31	1931-32
						R	R	R	R	R
<b>Machinery and Millwork—continued</b>										
<i>Machinery, not being Prime movers or Electrical machinery—continued</i>										
Other sorts of machinery (excluding printing machinery) (III. J)—										
United Kingdom						2,02,82,220	2,52,99,937	1,93,13,686	1,35,53,512	92,23,291
Aden and Dependencies						1,540	100	900	760	1,200
Ceylon						68,866	39,686	39,029	48,623	63,899
Straits Settlements (including Labuan)						66,928	73,233	1,88,910	1,23,928	51,965
Federated Malay States							1,959	1,135	279	379
Canada—										
<i>Via Atlantic Coast</i>						4,699	10,329	2,460	10,628	9,366
<i>    Pacific Coast</i>								530		
Western Australia						3,128	850		488	
Southern Australia (including Northern Territory)							5,015			315
Victoria						1,151	7,123	2,490	8,238	10,992
New South Wales						5,746	3,462	15,800	11,278	13,577
<i>Australian Commonwealth (Total)</i>						10,025	16,455	18,290	16,004	24,384
Other British Possessions						340	694	600	965	1,185
<b>TOTAL BRITISH EMPIRE</b>						<b>2,04,34,618</b>	<b>2,54,42,393</b>	<b>1,95,65,546</b>	<b>1,37,58,699</b>	<b>93,81,169</b>
Sweden						6,58,206	9,99,742	23,90,954	8,99,154	2,03,162
Norway						466	21,908	4,655		222
Denmark						3,00,294	9,70,630	5,33,163	1,10,783	1,37,584
Poland									2,131	
Germany						14,49,227	24,23,474	33,30,498	19,99,688	22,41,619
Netherlands						73,425	11,83,346	1,34,508	71,124	99,621
Belgium						3,45,140	3,55,142	3,25,500	2,65,825	3,78,774
Luxemburg							4,030			
France						1,41,202	1,61,424	91,038	1,70,475	66,135
Portugal						1,000				
Switzerland						80,082	3,43,373	73,171	1,44,978	2,13,540
Italy						3,04,462	3,05,582	5,22,663	4,87,381	2,76,297
Austria						11,958	9,038	19,323	26,516	14,049
Czechoslovakia						1,567	6,419	7,110	14,107	21,054
Smyrna									1,312	
Iraq						1,250	175		240	350
Persia						1,360	1,050			
Java							227		20	1,675
Siam									1,643	
China (exclusive of Hong- kong and Macao)						10,005	11,857	6,744		1,400
Japan						1,24,839	2,04,446	2,60,675	2,99,837	1,61,322
Egypt						1,453	1,650		60	6,444
United States of America—										
<i>Via Atlantic Coast</i>						35,15,241	56,05,132	38,09,417	32,18,755	20,70,680
<i>    Pacific</i>						13,854	37,333	89,005	87,168	2,40,362
Other Foreign Countries						470		227	20	675
<b>TOTAL FOREIGN COUNTRIES</b>						<b>70,35,995</b>	<b>1,26,56,573</b>	<b>1,15,98,651</b>	<b>78,01,277</b>	<b>61,34,915</b>
<i>Share of Bengal</i>						<i>1,38,21,331</i>	<i>2,07,62,280</i>	<i>1,53,18,432</i>	<i>1,16,29,563</i>	<i>71,60,321</i>
<i>Bombay</i>						<i>58,30,460</i>	<i>79,16,336</i>	<i>62,13,405</i>	<i>40,86,130</i>	<i>39,83,409</i>
<i>Sind</i>						<i>14,30,291</i>	<i>19,85,297</i>	<i>22,74,933</i>	<i>14,75,331</i>	<i>13,63,710</i>
<i>Madras</i>						<i>47,83,070</i>	<i>35,36,708</i>	<i>41,68,937</i>	<i>30,08,352</i>	<i>19,67,230</i>
<i>Burma</i>						<i>16,00,411</i>	<i>39,13,350</i>	<i>31,33,245</i>	<i>13,60,100</i>	<i>10,41,514</i>
<b>TOTAL</b>						<b>2,74,70,613</b>	<b>3,80,98,971</b>	<b>3,11,64,197</b>	<b>2,15,59,976</b>	<b>1,55,16,084</b>

GENERAL IMPORTS

No. 13—continued

ARTICLES, AND COUNTRIES OF CONSIGNMENT; ALSO SHARE OF EACH PROVINCE	QUANTITY					VALUE				
	1927-28	1928-29	1929-30	1930-31	1931-32	1927-28	1928-29	1929-30	1930-31	1931-32
						R	R	R	R	R
<b>Machinery and Millwork—concluded.</b> <i>Total value of Machinery and Millwork—</i>						12,58,37,560	14,09,41,444	13,68,28,393	10,72,18,246	7,73,18,410
United Kingdom . . . . .	—	—	—	—	—	..	1,378	..	..	..
Gibraltar . . . . .	—	—	—	—	—	2,336	370	3,026	2,760	2,130
Aden and Dependencies . . . . .	—	—	—	—	—	1,918	505	350	718	895
Bahrein Islands . . . . .	—	—	—	—	—	2,47,981	2,16,707	1,78,939	2,19,160	2,16,782
Ceylon Straits Settlements (including Labuan) . . . . .	—	—	—	—	—	1,73,270	98,308	2,39,871	2,14,901	1,05,879
Federated Malay States . . . . .	—	—	—	—	—	..	1,959	1,135	279	379
Hongkong . . . . .	—	—	—	—	—	358	18,413	740	1,018	3,703
Natal . . . . .	—	—	—	—	—	4,608	1,585	7,172	1,468	3,506
Zanzibar and Pemba . . . . .	—	—	—	—	—	4,224	613	..	..	..
Kenya Colony . . . . .	—	—	—	—	—	2,519	3,251	224	1,918	1,685
Tanganyika Territory . . . . .	—	—	—	—	—	200	1,050	..	120	100
Mauritius and Dependencies	—	—	—	—	—	4,351	50	1,000	..	..
Canada— <i>Via Atlantic Coast . . . . .</i>	—	—	—	—	—	1,371	41,530	2,28,639	81,706	1,30,990
" Pacific " . . . . .	—	—	—	—	—	..	1,265	654	..	..
Western Australia	—	—	—	—	—	3,123	850	..	488	1,248
South Australia (including Northern Territory)	—	—	—	—	—	1,151	7,223	2,615	7,963	41,327
Victoria . . . . .	—	—	—	—	—	18,194	7,489	20,143	30,127	45,009
New South Wales	—	—	—	—	—	23,462	20,682	22,753	33,553	37,399
<i>Australian Commonwealth (Total) . . . . .</i>	—	—	—	—	—	1,823	250	60	..	..
Other British Possessions . . . . .	—	—	—	—	—	..	..	..	..	..
<b>TOTAL BRITISH EMPIRE</b>	—	—	—	—	—	12,58,24,900	14,18,49,260	13,75,12,811	10,77,80,952	7,78,72,883
Russia— Northern Russia . . . . .	—	—	—	—	—	..	5,418	..	26,419	40
Finland . . . . .	—	—	—	—	—	..	..	..	..	2,705
Sweden . . . . .	—	—	—	—	—	10,83,810	16,05,233	28,95,709	12,67,352	8,21,667
Norway . . . . .	—	—	—	—	—	4,030	56,795	26,074	16,282	3,147
Denmark . . . . .	—	—	—	—	—	3,59,506	11,46,352	6,32,935	1,98,655	2,12,076
Poland (including Dantzig)	—	—	—	—	—	..	19,133	873	2,131	21,373
Germany . . . . .	—	—	—	—	—	1,04,32,946	1,18,98,342	1,78,79,378	1,18,06,445	1,12,27,134
Netherlands . . . . .	—	—	—	—	—	4,20,469	16,50,227	5,63,256	4,76,523	3,72,991
Belgium . . . . .	—	—	—	—	—	29,17,040	16,90,713	17,67,605	14,39,064	26,78,232
Luxemburg . . . . .	—	—	—	—	—	..	4,680	..	..	..
France . . . . .	—	—	—	—	—	4,22,821	4,69,325	4,94,334	6,26,136	5,89,736
Spain . . . . .	—	—	—	—	—	34,205	95,905	1,42,602	1,59,768	1,53,902
Portugal . . . . .	—	—	—	—	—	1,000	..	..	..	5,226
Switzerland . . . . .	—	—	—	—	—	4,40,838	10,97,312	7,81,000	9,55,935	9,89,998
Italy . . . . .	—	—	—	—	—	12,79,136	16,63,605	15,38,913	15,24,289	13,32,934
Flums . . . . .	—	—	—	—	—	..	1,476	..	..	..
Austria . . . . .	—	—	—	—	—	59,555	1,43,203	2,02,599	1,62,891	2,02,282
Hungary . . . . .	—	—	—	—	—	2,007	2,119	574	12,187	..
Czechoslovakia . . . . .	—	—	—	—	—	7,515	24,371	61,211	85,569	1,45,733
Greece . . . . .	—	—	—	—	—	..	..	..	2,195	..
Armenia . . . . .	—	—	—	—	—	..	..	..	2,964	..
Smyrna	—	—	—	—	—	13,835	..	..	5,003	..
Mascat Territory and Trucial Oman	—	—	—	—	—	3,335	80	125	533	99
Iraq . . . . .	—	—	—	—	—	13,456	1,805	5,098	1,279	2,580
Persia . . . . .	—	—	—	—	—	4,561	1,679	3,199	1,276	651
Java . . . . .	—	—	—	—	—	5,680	787	3,212	4,133	1,845
Siam . . . . .	—	—	—	—	—	105	..	..	1,643	754
Philippine Islands and Guam	—	—	—	—	—	..	20,226	..	15,249	..
China (exclusive of Hongkong and Macao)	—	—	—	—	—	21,347	24,776	9,172	1,446	2,665
Japan . . . . .	—	—	—	—	—	2,39,139	4,52,310	6,29,735	4,84,667	3,74,397
Egypt . . . . .	—	—	—	—	—	1,779	1,725	10,332	1,510	6,574
United States of America— <i>Via Atlantic Coast . . . . .</i>	—	—	—	—	—	1,49,02,284	2,02,51,662	1,67,10,761	1,52,73,661	1,11,78,924
" Pacific " . . . . .	—	—	—	—	—	8,29,079	4,26,981	8,11,209	11,41,981	10,37,750
Other Foreign Countries . . . . .	—	—	—	—	—	891	995	808	214	739
<b>TOTAL FOREIGN COUNTRIES</b>	—	—	—	—	—	3,35,50,417	4,22,54,664	4,46,72,345	3,16,97,400	3,13,61,259
<i>Share of Bengal . . . . .</i>	—	—	—	—	—	5,94,60,865	7,52,41,412	7,23,40,637	5,58,70,343	3,21,39,451
" Bombay . . . . .	—	—	—	—	—	4,30,73,522	5,21,91,265	5,22,67,167	3,99,42,333	3,57,79,375
" Sind . . . . .	—	—	—	—	—	1,13,55,508	1,46,44,320	1,48,61,655	1,16,23,457	1,39,39,312
" Madras . . . . .	—	—	—	—	—	1,82,07,218	2,28,30,215	2,35,28,100	1,99,51,947	1,34,63,652
" Burma . . . . .	—	—	—	—	—	2,67,78,294	1,36,46,312	1,91,87,597	1,00,90,607	1,29,10,807
<b>TOTAL</b>	—	—	—	—	—	15,93,75,407	18,36,03,924	18,21,85,155	14,34,78,352	10,92,33,519

No. 13—continued

ARTICLES AND COUNTRIES OF CONSIGNMENT; ALSO SHARE OF EACH PROVINCE	QUANTITY					VALUE				
	1927-28	1928-29	1929-30	1930-31	1931-32	1927-28	1928-29	1929-30	1930-31	1931-32
<b>*Manures (excluding oil cake)—</b>						R	R	R	R	R
<i>Nitrogenous—</i>										
Nitrate of Soda (II. S)—	Tons	Tons	Tons	Tons	Tons					
United Kingdom	74			5	447	14,701	60	..	903	57,016
Ceylon	40				100	9,447	17	13	..	14,255
<b>TOTAL BRITISH EMPIRE</b>	<b>114</b>			<b>5</b>	<b>547</b>	<b>24,148</b>	<b>77</b>	<b>13</b>	<b>903</b>	<b>71,271</b>
Norway		25	46	218	318	..	3,984	6,994	29,377	40,866
Germany	245	385	130	70	520	46,224	60,651	20,761	10,695	66,202
Netherlands	30	25	274	74	..	5,016	4,001	44,176	10,646	..
Belgium	1,066	1,055	22	149	331	2,01,058	1,66,393	3,376	22,324	43,101
France	3	5	10	..	13	530	853	1,645	..	2,402
Italy	333	100	225	..	..	49,141	14,086	30,417	..	..
Austria	..	100	..	..	..	..	12,047	..	..	..
Serb-Croat Slovene State (Jugo-Slavia)	..	..	300	..	..	..	..	41,565	..	..
United States of America— Via Atlantic Coast	..	39	981	..	295	..	6,235	1,32,670	..	32,527
Chile (including the Pacific Coast of Patagonia)	5,667	7,106	9,734	3,313	..	8,13,498	10,09,585	13,29,320	5,22,546	..
<b>TOTAL FOREIGN COUNTRIES</b>	<b>7,344</b>	<b>8,840</b>	<b>11,722</b>	<b>4,324</b>	<b>1,472</b>	<b>11,19,467</b>	<b>12,77,785</b>	<b>16,10,924</b>	<b>5,95,588</b>	<b>1,85,098</b>
Share of Bengal	3,972	4,979	5,879	1,478	1,406	5,36,836	7,12,374	7,93,599	2,05,027	1,76,077
„ Bombay	376	481	1,337	70	390	67,316	76,463	1,90,296	10,695	49,854
„ Sind	30	105	90	104	133	15,268	17,582	14,409	14,447	18,528
„ Madras	2,330	3,125	4,416	2,677	30	4,44,926	4,46,753	6,12,633	3,66,323	10,360
„ Burma	150	150	..	..	10	23,719	24,135	..	..	1,550
<b>TOTAL</b>	<b>7,458</b>	<b>8,840</b>	<b>11,722</b>	<b>4,329</b>	<b>2,010</b>	<b>11,43,615</b>	<b>12,77,312</b>	<b>16,10,937</b>	<b>5,96,491</b>	<b>2,56,369</b>
<b>Sulphate of Ammonia (II. S)—</b>	Tons	Tons	Tons	Tons	Tons					
United Kingdom	2,101	14,296	20,727	19,168	16,148	3,55,401	22,84,205	30,23,191	25,04,138	18,73,174
Ceylon	..	..	..	..	19	..	..	34	..	2,854
<b>TOTAL BRITISH EMPIRE</b>	<b>2,101</b>	<b>14,296</b>	<b>20,727</b>	<b>19,168</b>	<b>16,167</b>	<b>3,55,401</b>	<b>22,84,205</b>	<b>30,23,225</b>	<b>25,04,138</b>	<b>18,76,028</b>
Norway	..	..	..	..	..	..	32	..	..	..
Germany	274	..	2,286	200	120	47,644	..	3,33,245	23,820	14,544
Netherlands	..	24	400	82	..	..	5,174	60,310	13,304	20
Belgium	235	100	1,106	401	100	37,625	15,730	1,62,307	51,197	9,884
United States of America— Via Atlantic Coast	1,305	3,573	300	..	..	2,01,720	5,48,706	47,519	12	..
<b>TOTAL FOREIGN COUNTRIES</b>	<b>1,814</b>	<b>3,697</b>	<b>4,092</b>	<b>683</b>	<b>220</b>	<b>2,86,939</b>	<b>5,69,642</b>	<b>6,03,381</b>	<b>88,833</b>	<b>24,399</b>

GENERAL IMPORTS.

( 302 )

No. 13—continued.

ARTICLES, AND COUNTRIES OF CONSIGNMENT; ALSO SHARE OF EACH PROVINCE	QUANTITY					VALUE				
	1927-28	1928-29	1929-30	1930-31	1931-32	1927-28	1928-29	1929-30	1930-31	1931-32
	Tons	Tons	Tons	Tons	Tons	Rs	Rs	Rs	Rs	Rs
<b>*Manures (excluding oil cake) continued</b>										
<b>Nitrogenous—continued</b>										
<b>Sulphate of Ammonia—contd.</b>										
Share of Bengal . . . . .	1,305	4,265	6,073	6,346	3,189	2,01,760	6,53,464	8,59,998	8,03,229	3,55,229
" Bombay . . . . .	1,784	2,761	4,962	5,041	4,366	3,03,613	4,16,329	7,14,264	6,96,039	5,21,325
" Sind . . . . .	6	167	696	395	20	344	27,471	99,721	55,144	2,615
" Madras . . . . .	321	10,800	12,732	7,979	8,808	1,36,173	17,56,533	18,98,342	10,84,625	10,20,700
" Burma . . . . .			356	90	5			54,281	13,484	553
<b>TOTAL</b>	<b>3,615</b>	<b>17,993</b>	<b>24,819</b>	<b>19,851</b>	<b>16,897</b>	<b>6,42,390</b>	<b>28,58,847</b>	<b>36,26,606</b>	<b>26,52,471</b>	<b>19,00,427</b>
<b>Others†—</b>										
<b>TOTAL BRITISH EMPIRE</b>					3					247
<b>Germany</b>										151
<b>Italy</b>					900					81,672
<b>Serb-Croat Slovene State</b>					300					26,954
<b>TOTAL FOREIGN COUNTRIES</b>					1,200					1,08,777
Share of Bengal . . . . .					900					81,672
" Bombay . . . . .										12
" Sind . . . . .										120
" Madras . . . . .					300					27,220
<b>TOTAL</b>					1,200					1,08,921
<b>Potassic—</b>										
<b>Muriate of Potash (II. S)—</b>										
United Kingdom . . . . .	11	103		202		1,408	12,897		23,795	16
Ceylon . . . . .		82	2				3,794	239		
<b>TOTAL BRITISH EMPIRE</b>	<b>11</b>	<b>185</b>	<b>2</b>	<b>202</b>		<b>1,408</b>	<b>16,691</b>	<b>239</b>	<b>23,795</b>	<b>16</b>
<b>Russia—</b>										
Northern Russia . . . . .		75					8,997			
Germany . . . . .	5,466	6,139	7,482	4,116	3,258	6,55,578	7,12,265	8,66,936	4,57,564	3,85,405
Belgium . . . . .	183	15	2		1,475	21,527	1,790	266		1,82,230
France . . . . .					185					23,488
Egypt . . . . .					129					12,100
<b>TOTAL FOREIGN COUNTRIES</b>	<b>5,649</b>	<b>6,229</b>	<b>7,484</b>	<b>4,116</b>	<b>5,047</b>	<b>6,77,105</b>	<b>7,23,052</b>	<b>8,68,202</b>	<b>4,57,564</b>	<b>6,08,173</b>
Share of Bengal . . . . .	3,944	4,159	5,059	2,692	2,539	4,54,302	4,79,892	5,79,393	2,88,932	3,01,264
" Bombay . . . . .	15	10	15	5	10	1,744	1,150	1,723	575	1,215
" Sind . . . . .		10	15		10		1,124	1,689		1,136
" Madras . . . . .	1,701	2,185	2,397	1,721	2,433	2,22,467	2,57,577	2,83,136	1,91,852	2,99,574
<b>TOTAL</b>	<b>5,649</b>	<b>6,364</b>	<b>7,486</b>	<b>4,813</b>	<b>5,047</b>	<b>6,78,513</b>	<b>7,39,743</b>	<b>8,66,441</b>	<b>4,81,359</b>	<b>6,03,180</b>

† Separately shown from 1931-32, figures prior to 1931-32 were shown under hornmeal.

No. 13—continued

ARTICLES, AND COUNTRIES OF CONSIGNMENT; ALSO SHARE OF EACH PROVINCE	QUANTITY					VALUE				
	1927-28	1928-29	1929-30	1930-31	1931-32	1927-28	1928-29	1929-30	1930-31	1931-32
						R	R	R	R	R
* Manures (excluding Oilcake)— continued.										
Potassic others(a) (II. S.)— United Kingdom										6
Germany					1,151					1,09,288
Belgium					805					80,636
Maskat Territory and Trucial Oman					1					100
TOTAL FOREIGN COUNTRIES					3,547					1,40,004
Share of Bengal					1,175					88,386
Bombay					12					1,754
Sind					10					1,484
Madras					350					48,386
TOTAL					1,547					1,40,010
Phosphatic—										
(a) Super-phosphate (II. S.)—										
United Kingdom					106					6,870
Ceylon					89					18,225
TOTAL BRITISH EMPIRE					195					20,095
Germany					180					9,884
Belgium					1,814					98,851
Netherlands					2,004					1,16,544
Japan					340					24,723
TOTAL FOREIGN COUNTRIES					3,788					2,51,002
Share of Bengal					2,539					1,54,820
Bombay					5					314
Sind					12					628
Madras					1,427					1,16,335
Burma										
TOTAL					3,988					2,71,097

(a) Separately recorded from 1931-32.

\* Free of duty.

GENERAL IMPORTS

(304)

No. 13—continued

ARTICLES, AND COUNTRIES OF CONSIGNMENT; ALSO SHARE OF EACH PROVINCE	QUANTITY					VALUE				
	1927-28	1928-29	1929-30	1930-31	1931-32	1927-28	1928-29	1929-30	1930-31	1931-32
	Tons	Tons	Tons	Tons	Tons	R	R	R	R	R
<i>*Manures (excluding Oilcake)—continued</i>										
<i>Phosphatic—continued</i>										
Others (II. 8) (b)—										
United Kingdom	313	1,060	1,988	7,137	30	34,655	65,343	1,19,882	8,95,178	2,334
Ceylon	128	653	6	1	30	17,716	31,217	625	72	1,394
Seychelles		22			400	10	947			8,710
Other British Possessions	1	7	2			379	600	163		
<b>TOTAL BRITISH EMPIRE</b>	<b>442</b>	<b>1,742</b>	<b>1,996</b>	<b>7,138</b>	<b>460</b>	<b>52,700</b>	<b>98,107</b>	<b>1,20,670</b>	<b>8,95,250</b>	<b>12,438</b>
Norway			150	11				18,704	1,437	
Germany	3,513	2,114	4,071	2,299	60	3,90,975	2,39,405	5,38,813	2,64,136	2,819
Netherlands	3,809	7,655	7,140	4,990		2,26,588	4,59,338	3,99,904	2,84,720	
Belgium	6,932	9,673	7,382	4,185	753	4,06,604	7,20,180	7,01,839	2,70,152	30,016
France			17	23				8,813	11,963	
Italy	2,803	3,183	2,102	821	21	2,82,113	4,08,635	2,62,540	76,652	1,087
Austria	170	254				21,133	18,260			
Serb-Croat Slovene State (Jugo-Slavia)	50		2	47		13,312		252	5,875	
Czechoslovakia			350					48,321		
Maskat Territory and Trucial Oman	1					100				
Japan	10		189	4,123		865		23,027	2,94,057	
Egypt			472	156	60			35,599	10,540	2,869
United States of America— Via Atlantic Coast	946	1,122	7,046	3,544		1,52,267	2,11,203	12,69,204	5,72,318	
<b>TOTAL FOREIGN COUNTRIES</b>	<b>18,234</b>	<b>24,001</b>	<b>28,871</b>	<b>20,199</b>	<b>804</b>	<b>16,82,860</b>	<b>20,57,030</b>	<b>33,07,016</b>	<b>17,91,850</b>	<b>42,791</b>
Share of Bengal	10,411	13,717	15,790	10,339	868	9,26,775	11,60,926	14,90,037	8,27,554	29,264
„ Bombay	190	145	577	581		27,928	19,330	33,723	32,409	
„ Sind	10	54	103	613		1,289	3,492	10,327	30,850	
„ Madras	3,025	11,717	14,148	14,253	486	7,72,672	9,45,207	18,03,248	15,42,031	25,965
„ Burma	40	110	249	1,046		6,956	20,682	40,346	1,54,260	
<b>TOTAL</b>	<b>18,676</b>	<b>25,743</b>	<b>30,867</b>	<b>27,337</b>	<b>1,354</b>	<b>17,35,620</b>	<b>21,55,137</b>	<b>34,27,686</b>	<b>26,87,100</b>	<b>55,229</b>
<b>Impounds—</b>										
Ammonium Phosphate (II. 8) (a)—										
United Kingdom					3					1,030
Germany					20					12,029
Netherlands					50					7,209
Belgium					6					3,569
Iraq					2					1,014
United States of America Via Pacific Coast					20					4,552
<b>TOTAL FOREIGN COUNTRIES</b>					<b>93</b>					<b>23,373</b>
Share of Bengal					51					7,242
„ Bombay					13					12,279
„ Sind					1					575
„ Madras					2					405
„ Burma					29					3,902
<b>TOTAL</b>					<b>101</b>					<b>20,403</b>

(a) Separately recorded from 1931-32.

(b) Figures prior to 1931-32 represent those for artificial and mineral manures other than nitrate of soda, muriate of potash and sulphate of ammonia. Free of duty.

No. 13—continued

ARTICLES, AND COUNTRIES OF CONSIGNMENT; ALSO SHARE OF EACH PROVINCE	QUANTITY					VALUE				
	1927-28	1928-29	1929-30	1930-31	1931-32	1927-28	1928-29	1929-30	1930-31	1931-32
	Tons	Tons	Tons	Tons	Tons	₹	₹	₹	₹	₹
<b>Manures (excluding Oilcake)— continued</b>										
<b>Compounds—continued</b>										
<b>Fish Manures (II. S)—</b>										
Aden and Dependencies . . . . .	35	2	74	8	17	3,040	148	7,274	627	1,388
Ceylon . . . . .	28	42	26	514	10	1,652	3,028	1,970	89,419	661
Other British Possessions . . . . .	..	..	2	3	1	117	76	578	643	50
<b>TOTAL BRITISH EMPIRE</b>	<b>63</b>	<b>44</b>	<b>102</b>	<b>525</b>	<b>28</b>	<b>4,809</b>	<b>4,152</b>	<b>9,817</b>	<b>40,689</b>	<b>2,049</b>
Denmark . . . . .	..	..	..	..	3	..	..	..	..	1,550
Germany . . . . .	40	..	..	..	..	6,803	..	..	..	..
Netherlands . . . . .	..	..	..	..	30	..	..	..	..	4,558
Italy . . . . .	..	396	11	..	..	..	32,986	854	..	..
Maskat Territory and Tru- cial Oman . . . . .	4,183	2,681	2,220	1,809	1,411	3,75,258	2,26,892	2,01,478	1,84,802	1,19,929
Other Native States in Arabia	91	..	21	11	22	7,939	..	1,710	887	1,748
Iraq . . . . .	..	..	3	1	15	..	..	210	140	1,800
Persia . . . . .	558	519	731	528	236	47,573	42,377	72,354	48,895	19,494
Other Foreign Countries . . . . .	4	17	2	..	..	328	1,504	216	..	91
<b>TOTAL FOREIGN COUNTRIES</b>	<b>4,870</b>	<b>3,613</b>	<b>2,988</b>	<b>2,849</b>	<b>1,717</b>	<b>4,37,401</b>	<b>3,02,759</b>	<b>2,76,822</b>	<b>2,34,724</b>	<b>1,49,270</b>
<b>Share of Bengal . . . . .</b>	<b>..</b>	<b>..</b>	<b>..</b>	<b>3</b>	<b>..</b>	<b>..</b>	<b>76</b>	<b>..</b>	<b>400</b>	<b>..</b>
" Bombay . . . . .	4,557	2,468	1,814	1,141	711	4,18,171	2,05,932	1,50,640	94,889	57,649
" Sind . . . . .	310	1,155	1,250	1,216	982	15,644	98,075	1,33,321	1,40,508	86,289
" Madras . . . . .	72	34	35	514	49	3,278	3,744	1,670	39,419	5,361
" Burma . . . . .	..	..	1	..	3	117	34	608	203	1,540
<b>TOTAL</b>	<b>4,939</b>	<b>3,657</b>	<b>3,090</b>	<b>2,874</b>	<b>1,745</b>	<b>4,42,210</b>	<b>3,06,911</b>	<b>2,86,639</b>	<b>2,75,413</b>	<b>1,51,810</b>
<b>meal (a) (II. S)—</b>										
<b>TOTAL BRITISH EMPIRE</b>	<b>..</b>	<b>..</b>	<b>1</b>	<b>1</b>	<b>—</b>	<b>..</b>	<b>..</b>	<b>96</b>	<b>42</b>	<b>—</b>
Germany . . . . .	..	..	..	..	—	116	..	..	..	—
Belgium . . . . .	20	..	1	..	—	4,054	..	370	..	—
<b>TOTAL FOREIGN COUNTRIES</b>	<b>20</b>	<b>..</b>	<b>1</b>	<b>..</b>	<b>—</b>	<b>4,170</b>	<b>..</b>	<b>370</b>	<b>..</b>	<b>—</b>
<b>Share of Bengal . . . . .</b>	<b>..</b>	<b>..</b>	<b>1</b>	<b>..</b>	<b>—</b>	<b>..</b>	<b>..</b>	<b>370</b>	<b>..</b>	<b>—</b>
" Bombay . . . . .	20	..	..	..	—	4,170	..	..	..	—
" Madras . . . . .	..	..	1	1	—	..	..	96	42	—
<b>TOTAL</b>	<b>20</b>	<b>..</b>	<b>2</b>	<b>1</b>	<b>—</b>	<b>4,170</b>	<b>..</b>	<b>466</b>	<b>42</b>	<b>—</b>
<b>Other kinds (excluding oil- cake) (II. S)—</b>										
United Kingdom . . . . .	567	2	10	349	230	33,377	408	1,446	20,945	33,911
Aden and Dependencies . . . . .	66	58	23	73	4	3,784	4,617	2,065	6,510	165
Ceylon . . . . .	20	29	22	71	114	1,816	3,532	1,185	4,568	13,986
Somaliland Protectorate . . . . .	..	..	66	105	36	..	..	4,975	6,300	2,770
Other British Possessions . . . . .	2	..	..	..	..	210	..	25	..	5
<b>TOTAL BRITISH EMPIRE</b>	<b>655</b>	<b>89</b>	<b>121</b>	<b>598</b>	<b>384</b>	<b>39,137</b>	<b>8,557</b>	<b>9,696</b>	<b>38,818</b>	<b>50,887</b>
Germany . . . . .	45	5	150	1	67	11,560	488	31,910	128	14,311
Netherlands . . . . .	12	10	..	..	..	4,689	2,687	..	..	..
Belgium . . . . .	..	65	..	..	4	..	7,378	..	..	1,849
Maskat Territory and Tru- cial Oman . . . . .	18	32	39	55	124	985	2,908	2,957	3,377	9,680
Iraq . . . . .	..	..	..	61	52	..	..	15	2,765	3,117
Persia . . . . .	4	..	..	40	..	315	..	..	2,458	..
Japan . . . . .	..	9	..	..	..	..	1,100	..	..	..
Italian East Africa (Somaliland and Eritrea) . . . . .	..	..	..	6	38	..	..	..	400	2,274
French Somaliland . . . . .	..	..	..	20	35	..	..	..	1,885	1,791
Other Foreign Countries . . . . .	..	6	20	6	7	40	480	1,734	421	460
<b>TOTAL FOREIGN COUNTRIES</b>	<b>74</b>	<b>127</b>	<b>209</b>	<b>189</b>	<b>327</b>	<b>17,509</b>	<b>15,041</b>	<b>36,666</b>	<b>11,484</b>	<b>38,992</b>
<b>Share of Bengal . . . . .</b>	<b>153</b>	<b>11</b>	<b>5</b>	<b>11</b>	<b>47</b>	<b>23,024</b>	<b>1,756</b>	<b>605</b>	<b>1,431</b>	<b>7,570</b>
" Bombay . . . . .	50	61	8	1	69	2,008	4,198	318	127	8,122
" Sind . . . . .	55	97	135	366	291	4,379	3,995	10,751	24,153	19,943
" Madras . . . . .	434	45	32	409	234	12,185	7,927	2,435	24,041	33,823
" Burma . . . . .	37	2	150	..	20	15,130	682	31,953	..	10,308
<b>TOTAL</b>	<b>729</b>	<b>216</b>	<b>330</b>	<b>787</b>	<b>711</b>	<b>56,726</b>	<b>23,598</b>	<b>46,362</b>	<b>49,752</b>	<b>84,769</b>

\* Free of duty.  
 (a) Discontinued from 1931-32, for current figures see "Manures, nitrogenous—others".

GENERAL IMPORTS

( 306 )

No. 13—continued

ARTICLES AND COUNTRIES OF CONSIGNMENT; ALSO SHARE OF EACH PROVINCE	QUANTITY					VALUE				
	1927-28	1928-29	1929-30	1930-31	1931-32	1927-28	1928-29	1929-30	1930-31	1931-32
						₹	₹	₹	₹	₹
<i>Manures (excluding Oilcake)— continued</i>										
<i>Artificial and mineral manures—</i>										
Total of Artificial and Mineral manures—*	Tons	Tons	Tons	Tons						
United Kingdom . . . . .	2,499	15,459	22,715	26,512	—	4,06,165	23,62,505	31,43,073	34,84,014	—
Ceylon . . . . .	168	685	8	1	—	27,163	35,023	911	72	—
Other British Possessions . . . . .	1	29	2	—	—	389	1,547	163	—	—
<b>TOTAL BRITISH EMPIRE</b>	<b>2,668</b>	<b>16,173</b>	<b>22,725</b>	<b>26,513</b>	<b>—</b>	<b>4,33,717</b>	<b>23,99,080</b>	<b>31,44,147</b>	<b>34,84,086</b>	<b>—</b>
<i>Russia—</i>										
Northern Russia . . . . .	—	75	—	—	—	—	8,997	—	—	—
Norway . . . . .	—	25	196	229	—	—	3,996	25,698	30,814	—
Germany . . . . .	9,498	8,638	13,960	6,685	—	11,40,321	10,12,301	17,58,755	7,56,215	—
Netherlands . . . . .	4,074	7,704	7,314	5,146	—	2,60,229	4,68,513	5,04,390	3,08,670	—
Belgium . . . . .	8,181	10,843	8,462	4,735	—	7,18,189	9,04,042	8,67,788	3,43,673	—
France . . . . .	8	5	27	23	—	530	853	10,458	11,968	—
Italy . . . . .	3,130	3,233	2,327	821	—	4,30,257	4,22,721	2,92,957	76,052	—
Austria . . . . .	170	354	—	—	—	21,133	30,307	—	—	—
Czechoslovakia . . . . .	—	—	350	—	—	—	—	48,321	—	—
Serb-Croat Slovene State (Jugo-Slavia) . . . . .	50	—	302	47	—	18,312	—	41,317	5,875	—
Japan . . . . .	10	—	189	4,123	—	865	—	23,027	2,94,057	—
Egypt . . . . .	—	—	472	159	—	—	—	35,509	10,540	—
United States of America— Via Atlantic Coast . . . . .	2,251	4,734	8,327	3,544	—	3,53,987	7,66,144	14,49,393	5,72,330	—
Chile (including the Pacific Coast of Patagonia) . . . . .	5,667	7,106	9,734	3,813	—	8,18,498	10,09,565	13,29,320	5,22,546	—
Other Foreign Countries . . . . .	1	—	—	—	—	100	—	—	—	—
<b>TOTAL FOREIGN COUNTRIES</b>	<b>33,041</b>	<b>42,767</b>	<b>52,169</b>	<b>29,322</b>	<b>—</b>	<b>37,86,421</b>	<b>46,27,459</b>	<b>63,87,523</b>	<b>29,38,385</b>	<b>—</b>
<i>Share of Bengal . . . . .</i>	<i>19,632</i>	<i>27,120</i>	<i>32,301</i>	<i>21,255</i>	<i>—</i>	<i>21,63,723</i>	<i>30,07,156</i>	<i>37,23,527</i>	<i>21,24,742</i>	<i>—</i>
" Bombay . . . . .	2,365	3,397	6,391	6,697	—	4,01,101	5,13,777	9,90,011	7,89,714	—
" Sind . . . . .	95	336	904	1,112	—	17,401	54,669	1,26,146	1,50,441	—
" Madras . . . . .	13,427	27,827	33,693	20,635	—	15,76,238	34,06,120	45,97,359	31,34,830	—
" Burma . . . . .	190	200	605	1,133	—	35,676	44,817	94,627	1,67,694	—
<b>TOTAL</b>	<b>35,709</b>	<b>58,940</b>	<b>74,894</b>	<b>55,835</b>	<b>—</b>	<b>42,00,138</b>	<b>70,26,539</b>	<b>95,31,670</b>	<b>64,17,421</b>	<b>—</b>

\* Discontinued from 1931-32 and shown under different heads of manures.  
† Free of duty.



No. 13—continued

ARTICLES, AND COUNTRIES OF CONSIGNMENT; ALSO SHARE OF EACH PROVINCE	QUANTITY					VALUE				
	1927-28	1928-29	1929-30	1930-31	1931-32	1927-28	1928-29	1929-30	1930-31	1931-32
	Tons	Tons	Tons	Tons	Tons	R	R	R	R	R
*Manures (excluding Oilcake)— concluded										
Total Manures—										
United Kingdom . . . . .	3,066	15,461	22,727	26,801	16,934	4,39,542	23,62,980	31,45,032	35,05,162	19,74,371
Aden and Dependencies . . . . .	101	67	97	81	21	6,774	5,365	9,330	7,137	1,508
Ceylon . . . . .	216	756	57	537	365	30,031	42,483	4,162	44,096	46,608
Somalland Protectorate . . . . .	..	..	66	105	36	..	..	4,975	9,300	2,770
Seychelles . . . . .	..	22	..	..	461	10	947	25	15	8,760
Other British Possessions . . . . .	3	..	2	3	..	706	..	223	425	5
<b>TOTAL BRITISH EMPIRE . . . . .</b>	<b>3,386</b>	<b>16,306</b>	<b>22,949</b>	<b>27,637</b>	<b>17,787</b>	<b>4,77,663</b>	<b>24,11,789</b>	<b>31,63,766</b>	<b>35,63,135</b>	<b>20,34,017</b>
Russia—										
Northern Russia . . . . .	..	75	..	..	..	..	8,997	..	..	..
Norway . . . . .	..	25	196	229	313	..	3,996	25,608	30,814	40,866
Denmark . . . . .	..	..	..	..	3	..	..	..	..	1,550
Germany . . . . .	6,583	8,643	14,119	6,686	5,326	11,58,360	10,12,789	17,90,065	7,56,343	6,15,114
Netherlands . . . . .	4,086	7,714	7,814	5,146	2,084	2,73,918	4,71,200	5,04,890	3,08,670	1,28,431
Belgium . . . . .	8,201	10,808	8,465	4,735	4,378	7,22,243	9,11,420	8,68,374	3,43,673	4,07,086
France . . . . .	..	..	27	23	198	..	..	10,458	11,963	25,357
Italy . . . . .	3,136	3,679	2,338	821	921	4,30,267	4,55,707	2,03,811	70,652	82,659
Austria . . . . .	170	302	..	..	..	21,133	31,107	..	..	..
Czechoslovakia . . . . .	..	..	350	..	..	..	..	48,321	..	..
Serb-Croat Slovene State (Jugo- slavia) . . . . .	50	..	302	47	300	13,312	..	41,817	5,375	26,954
Iraq . . . . .	..	..	3	62	60	..	..	225	2,905	5,031
Maskat Territory and Trucial Oman . . . . .	4,197	2,713	2,259	1,804	1,530	3,76,343	2,28,800	2,04,435	1,83,679	1,20,059
Other Native States in Arabia . . . . .	91	..	33	17	29	7,939	..	2,094	1,306	2,072
Persia . . . . .	592	519	731	598	236	47,888	42,377	72,354	51,353	19,494
Japan . . . . .	10	9	189	4,123	340	865	1,100	23,027	2,04,057	24,723
Egypt . . . . .	..	..	475	156	139	..	..	85,794	10,540	14,969
Italian East Africa (Somalland and Eritrea) . . . . .	1	..	..	6	38	88	..	..	400	2,274
French Somalland . . . . .	..	..	..	20	35	..	..	..	1,355	1,791
United States of America— Via Atlantic Coast . . . . .	2,251	4,734	8,327	3,544	295	3,54,027	7,66,144	14,40,393	5,72,330	32,737
.. Pacific . . . . .	..	..	5	..	20	..	..	605	..	4,552
Chile (including the Pacific Coast of Patagonia) . . . . .	5,607	7,106	9,734	3,813	..	8,16,498	10,09,585	13,29,320	5,22,546	..
Other Foreign Countries . . . . .	6	20	..	..	..	770	2,037	..	..	..
<b>TOTAL FOREIGN COUNTRIES . . . . .</b>	<b>38,011</b>	<b>46,507</b>	<b>55,367</b>	<b>31,860</b>	<b>16,310</b>	<b>42,25,581</b>	<b>49,45,259</b>	<b>67,01,331</b>	<b>31,79,493</b>	<b>15,66,719</b>
Share of Bengal . . . . .	19,735	27,131	32,307	21,269	12,764	21,92,747	30,08,988	37,24,502	21,26,573	12,01,424
.. Bombay . . . . .	6,992	5,926	3,713	6,339	5,530	3,25,450	7,23,907	11,41,269	8,84,730	6,52,524
.. Sind . . . . .	400	1,533	2,239	2,694	1,459	37,424	1,61,739	2,70,713	3,15,096	1,31,268
.. Madras . . . . .	13,933	27,906	33,751	27,559	14,227	15,96,701	34,16,351	46,01,560	32,43,332	15,92,632
Burma ] . . . . .	227	262	756	1,136	67	50,922	45,563	1,27,033	1,67,327	22,363
<b>TOTAL . . . . .</b>	<b>41,397</b>	<b>62,813</b>	<b>78,316</b>	<b>59,497</b>	<b>34,097</b>	<b>47,08,244</b>	<b>73,57,048</b>	<b>98,65,137</b>	<b>67,42,628</b>	<b>36,00,736</b>

\*Free of duty.

GENERAL IMPORTS

( 308 )

No. 13—continued.

ARTICLES, AND COUNTRIES OF CONSIGNMENT; ALSO SHARE OF EACH PROVINCE	QUANTITY					VALUE				
	1927-28	1928-29	1929-30	1930-31	1931-32	1927-28	1928-29	1929-30	1930-31	1931-32
	Gross of Boxes	Gross of Boxes	Gross of Boxes	Gross of Boxes	Gross of Boxes	R	R	R	R	R
<b>Matches—</b>										
<i>Safety (III. V)—</i>										
United Kingdom . . . . .	1,724	1,620	3,508	3,656	2,823	4,603	4,692	8,408	8,348	8,176
Straits Settlements (including Labuan) . . . . .	40,574	17,329	18,540	12,637	346	1,07,639	38,932	37,431	28,709	904
Federated Malay States . . . . .	2,000	..	..	..	..	2,520	..	..	..	..
Other British Possessions . . . . .	463	46	64	38	17	516	100	121	53	28
<b>TOTAL BRITISH EMPIRE . . . . .</b>	<b>44,761</b>	<b>18,995</b>	<b>22,112</b>	<b>16,331</b>	<b>3,186</b>	<b>1,15,338</b>	<b>43,724</b>	<b>45,960</b>	<b>37,610</b>	<b>9,193</b>
<b>Russia—</b>										
Northern Russia . . . . .	..	..	6,250	..	..	..	..	4,970	..	..
Sweden . . . . .	1,907,270	915,115	693,250	292,220	92,395	20,78,072	10,03,228	7,39,139	2,60,086	82,807
Germany . . . . .	148	4,538	5,250	2	1	700	6,439	3,840	3	533
Italy . . . . .	2,250	5,006	..	2	..	1,060	3,420	..	477	..
Austria . . . . .	21,850	45,750	1,000	..	..	20,834	45,750	1,000	..	..
Czechoslovakia . . . . .	115,400	34,250	1,250	..	..	1,14,813	35,060	1,561	..	..
Japan . . . . .	329,700	78,964	51,588	5	127	3,46,976	80,887	49,872	5,279	49
Other Foreign Countries . . . . .	140	59	622	982	715	269	110	1,292	1,522	781
<b>TOTAL FOREIGN COUNTRIES . . . . .</b>	<b>2,376,758</b>	<b>1,033,721</b>	<b>759,205</b>	<b>298,970</b>	<b>93,238</b>	<b>25,63,624</b>	<b>11,74,804</b>	<b>8,01,674</b>	<b>2,76,367</b>	<b>84,170</b>
<i>Share of Bengal . . . . .</i>	<i>453,514</i>	<i>130,673</i>	<i>97,295</i>	<i>22,073</i>	<i>1,134</i>	<i>5,17,596</i>	<i>1,41,784</i>	<i>1,04,832</i>	<i>19,663</i>	<i>4,407</i>
„ <i>Bombay . . . . .</i>	<i>395,731</i>	<i>223,512</i>	<i>246,623</i>	<i>183,023</i>	<i>58,659</i>	<i>3,38,434</i>	<i>2,24,848</i>	<i>2,34,775</i>	<i>1,49,485</i>	<i>45,708</i>
„ <i>Sind . . . . .</i>	<i>223,595</i>	<i>178,851</i>	<i>152,304</i>	<i>51,766</i>	<i>29,400</i>	<i>2,39,020</i>	<i>1,91,167</i>	<i>1,69,896</i>	<i>57,622</i>	<i>34,211</i>
„ <i>Madras . . . . .</i>	<i>244,161</i>	<i>49,118</i>	<i>39,909</i>	<i>25,756</i>	<i>6,538</i>	<i>2,56,509</i>	<i>55,441</i>	<i>44,903</i>	<i>23,248</i>	<i>7,096</i>
„ <i>Burma . . . . .</i>	<i>1,104,468</i>	<i>515,563</i>	<i>245,186</i>	<i>32,683</i>	<i>643</i>	<i>12,77,403</i>	<i>6,05,378</i>	<i>2,93,428</i>	<i>55,959</i>	<i>1,953</i>
<b>TOTAL . . . . .</b>	<b>2,421,519</b>	<b>1,102,716</b>	<b>781,317</b>	<b>315,301</b>	<b>96,424</b>	<b>26,78,962</b>	<b>12,18,618</b>	<b>8,47,634</b>	<b>3,13,977</b>	<b>98,363</b>
<b>Other sorts (III. V)—</b>										
United Kingdom . . . . .	170	59	78	36	1	2,513	1,565	1,708	2,259	305
Ceylon . . . . .	2,502	500	7	..	..	3,208	360	11	..	..
Other British Possessions . . . . .	15	2	1	..	..	29	4	3	..	..
<b>TOTAL BRITISH EMPIRE . . . . .</b>	<b>2,687</b>	<b>561</b>	<b>86</b>	<b>36</b>	<b>1</b>	<b>5,745</b>	<b>1,919</b>	<b>1,722</b>	<b>2,259</b>	<b>305</b>
Sweden . . . . .	1,027,853	428,450	192,699	67,500	8,750	11,70,038	5,01,536	2,39,453	83,669	11,562
Norway . . . . .	67,798	..	..	..	..	81,639	..	..	..	..
Japan . . . . .	..	..	35	13,760	..	..	..	76	10,698	..
Other Foreign Countries . . . . .	460	6	57	1	..	831	30	365	96	..
<b>TOTAL FOREIGN COUNTRIES . . . . .</b>	<b>1,096,111</b>	<b>428,456</b>	<b>192,791</b>	<b>81,251</b>	<b>8,750</b>	<b>12,52,508</b>	<b>5,01,566</b>	<b>2,39,894</b>	<b>94,463</b>	<b>11,562</b>
<i>Share of Bengal . . . . .</i>	<i>109,379</i>	<i>73,754</i>	<i>17,545</i>	<i>23,787</i>	<i>1</i>	<i>1,29,739</i>	<i>94,083</i>	<i>15,217</i>	<i>20,866</i>	<i>305</i>
„ <i>Bombay . . . . .</i>	<i>349,367</i>	<i>41,113</i>	<i>2,626</i>	<i>..</i>	<i>..</i>	<i>3,95,348</i>	<i>49,576</i>	<i>3,459</i>	<i>..</i>	<i>..</i>
„ <i>Sind . . . . .</i>	<i>395,200</i>	<i>124,800</i>	<i>167,499</i>	<i>57,500</i>	<i>3,750</i>	<i>4,31,647</i>	<i>1,61,049</i>	<i>2,17,779</i>	<i>75,355</i>	<i>11,562</i>
„ <i>Madras . . . . .</i>	<i>244,352</i>	<i>139,350</i>	<i>5,207</i>	<i>..</i>	<i>..</i>	<i>2,51,469</i>	<i>1,93,777</i>	<i>5,161</i>	<i>..</i>	<i>..</i>
<b>TOTAL . . . . .</b>	<b>1,998,798</b>	<b>429,017</b>	<b>192,877</b>	<b>81,237</b>	<b>8,751</b>	<b>12,56,253</b>	<b>5,03,485</b>	<b>2,41,616</b>	<b>96,722</b>	<b>11,867</b>
<b>Total Matches—</b>										
United Kingdom . . . . .	1,894	1,679	3,556	3,692	2,824	7,176	6,257	10,116	11,107	8,481
Ceylon . . . . .	2,965	529	48	14	..	3,719	411	79	27	..
Straits Settlements (including Labuan) . . . . .	40,574	17,331	18,540	12,637	346	1,07,639	38,932	37,431	28,709	994
Federated Malay States . . . . .	2,000	..	..	..	..	2,520	..	..	..	..
Other British Possessions . . . . .	13	17	26	24	17	27	39	59	26	28
<b>TOTAL BRITISH EMPIRE . . . . .</b>	<b>47,446</b>	<b>19,556</b>	<b>22,200</b>	<b>16,367</b>	<b>3,187</b>	<b>1,21,031</b>	<b>45,643</b>	<b>47,635</b>	<b>39,809</b>	<b>9,503</b>

No. 13—continued

ARTICLES, AND COUNTRIES OF CONSIGNMENT; ALSO SHARE OF EACH PROVINCE	QUANTITY					VALUE				
	1927-28	1928-29	1929-30	1930-31	1931-32	1927-28	1928-29	1929-30	1930-31	1931-32
<i>Matches—continued</i>										
<i>Total Matches—continued</i>	Gross of Boxes	Gross of Boxes	Gross of Boxes	Gross of Boxes	Gross of Boxes	R	R	R	R	R
<i>Russia—</i>										
Northern Russia . . . . .	..	..	6,250	..	..	..	..	4,970	..	..
Sweden . . . . .	2,935,123	1,343,565	835,949	359,720	101,145	32,48,110	15,04,764	9,78,592	3,52,755	94,369
Norway . . . . .	67,798	..	..	..	..	81,639	..	..	..	..
Germany . . . . .	148	4,583	5,250	2	1	782	6,439	3,840	3	533
Italy . . . . .	2,639	5,000	..	2	..	2,543	3,420	..	477	..
Austria . . . . .	21,850	45,750	1,000	..	..	20,334	45,750	1,000	..	..
Czechoslovakia . . . . .	115,400	34,250	1,250	..	..	1,14,813	35,060	1,561	..	..
Japan . . . . .	329,700	78,984	51,618	19,514	127	3,46,976	80,837	49,948	15,977	49
Other Foreign Countries . . . . .	213	65	677	933	715	437	140	1,654	1,618	781
<b>TOTAL FOREIGN COUNTRIES</b>	<b>3,472,871</b>	<b>1,512,177</b>	<b>951,994</b>	<b>380,221</b>	<b>101,988</b>	<b>38,16,134</b>	<b>16,76,460</b>	<b>10,41,565</b>	<b>3,70,830</b>	<b>95,782</b>
<i>Share of Bengal . . . . .</i>	<i>563,393</i>	<i>204,426</i>	<i>114,840</i>	<i>45,860</i>	<i>1,136</i>	<i>6,47,385</i>	<i>2,35,867</i>	<i>1,19,349</i>	<i>40,539</i>	<i>4,712</i>
" <i>Bombay . . . . .</i>	<i>745,143</i>	<i>269,025</i>	<i>249,249</i>	<i>133,023</i>	<i>58,659</i>	<i>7,33,783</i>	<i>2,74,424</i>	<i>2,38,334</i>	<i>1,49,485</i>	<i>45,703</i>
" <i>Sind . . . . .</i>	<i>618,795</i>	<i>303,651</i>	<i>319,803</i>	<i>109,266</i>	<i>38,150</i>	<i>7,20,667</i>	<i>3,52,216</i>	<i>3,37,675</i>	<i>1,33,478</i>	<i>45,773</i>
" <i>Madras . . . . .</i>	<i>488,513</i>	<i>238,468</i>	<i>45,116</i>	<i>25,756</i>	<i>6,583</i>	<i>5,07,978</i>	<i>2,54,213</i>	<i>50,064</i>	<i>23,248</i>	<i>7,090</i>
" <i>Burma . . . . .</i>	<i>1,104,468</i>	<i>515,653</i>	<i>245,136</i>	<i>32,083</i>	<i>643</i>	<i>12,77,403</i>	<i>6,05,378</i>	<i>2,93,428</i>	<i>58,959</i>	<i>1,969</i>
<b>TOTAL</b>	<b>3,520,317</b>	<b>1,581,733</b>	<b>974,194</b>	<b>396,588</b>	<b>105,175</b>	<b>39,37,215</b>	<b>17,22,103</b>	<b>10,80,250</b>	<b>4,10,699</b>	<b>1,05,235</b>
<i>Match-making Materials—</i>										
<i>Undipped splints (III. V)—</i>	Lbs.	Lbs.	Lbs.	Lbs.	Lbs.					
<b>TOTAL BRITISH EMPIRE . . . . .</b>	<b>50</b>	<b>..</b>	<b>..</b>	<b>..</b>	<b>..</b>	<b>16</b>	<b>..</b>	<b>..</b>	<b>..</b>	<b>..</b>
<b>Japan . . . . .</b>	<b>236,362</b>	<b>196,332</b>	<b>25,350</b>	<b>..</b>	<b>..</b>	<b>26,524</b>	<b>20,866</b>	<b>2,237</b>	<b>..</b>	<b>..</b>
<b>Other Foreign Countries . . . . .</b>	<b>40</b>	<b>..</b>	<b>..</b>	<b>214</b>	<b>..</b>	<b>10</b>	<b>..</b>	<b>..</b>	<b>36</b>	<b>..</b>
<b>TOTAL FOREIGN COUNTRIES</b>	<b>236,402</b>	<b>196,332</b>	<b>25,350</b>	<b>214</b>	<b>..</b>	<b>26,534</b>	<b>20,866</b>	<b>2,237</b>	<b>36</b>	<b>..</b>
<i>Share of Bombay . . . . .</i>	<i>40</i>	<i>..</i>	<i>..</i>	<i>214</i>	<i>..</i>	<i>10</i>	<i>..</i>	<i>..</i>	<i>36</i>	<i>..</i>
" <i>Sind . . . . .</i>	<i>..</i>	<i>196,332</i>	<i>..</i>	<i>..</i>	<i>..</i>	<i>..</i>	<i>20,866</i>	<i>..</i>	<i>..</i>	<i>..</i>
" <i>Burma . . . . .</i>	<i>236,412</i>	<i>..</i>	<i>25,350</i>	<i>..</i>	<i>..</i>	<i>26,540</i>	<i>..</i>	<i>2,237</i>	<i>..</i>	<i>..</i>
<b>TOTAL</b>	<b>236,452</b>	<b>196,332</b>	<b>25,350</b>	<b>214</b>	<b>..</b>	<b>26,550</b>	<b>20,866</b>	<b>2,237</b>	<b>36</b>	<b>..</b>
<i>Veneers for match boxes and empty boxes (III. V)—</i>	Lbs.	Lbs.	Lbs.	Lbs.	Lbs.					
<b>TOTAL BRITISH EMPIRE . . . . .</b>	<b>11</b>	<b>..</b>	<b>..</b>	<b>4</b>	<b>..</b>	<b>23</b>	<b>..</b>	<b>..</b>	<b>7</b>	<b>..</b>
<b>Japan . . . . .</b>	<b>153,432</b>	<b>118,162</b>	<b>49,300</b>	<b>1</b>	<b>..</b>	<b>32,819</b>	<b>29,421</b>	<b>10,733</b>	<b>1</b>	<b>..</b>
<b>United States of America— Via Atlantic Coast . . . . .</b>	<b>..</b>	<b>..</b>	<b>144</b>	<b>..</b>	<b>..</b>	<b>..</b>	<b>..</b>	<b>219</b>	<b>..</b>	<b>..</b>
<b>TOTAL FOREIGN COUNTRIES</b>	<b>153,432</b>	<b>118,162</b>	<b>49,444</b>	<b>1</b>	<b>..</b>	<b>32,819</b>	<b>29,421</b>	<b>10,952</b>	<b>1</b>	<b>..</b>
<i>Share of Bengal . . . . .</i>	<i>..</i>	<i>10,180</i>	<i>..</i>	<i>..</i>	<i>..</i>	<i>..</i>	<i>2,722</i>	<i>..</i>	<i>..</i>	<i>..</i>
" <i>Bombay . . . . .</i>	<i>..</i>	<i>..</i>	<i>..</i>	<i>5</i>	<i>..</i>	<i>..</i>	<i>..</i>	<i>..</i>	<i>5</i>	<i>..</i>
" <i>Sind . . . . .</i>	<i>11</i>	<i>..</i>	<i>..</i>	<i>..</i>	<i>..</i>	<i>23</i>	<i>..</i>	<i>..</i>	<i>..</i>	<i>..</i>
" <i>Burma . . . . .</i>	<i>153,432</i>	<i>107,982</i>	<i>49,444</i>	<i>..</i>	<i>..</i>	<i>32,819</i>	<i>26,699</i>	<i>10,952</i>	<i>..</i>	<i>..</i>
<b>TOTAL</b>	<b>153,443</b>	<b>118,162</b>	<b>49,444</b>	<b>5</b>	<b>..</b>	<b>32,842</b>	<b>29,421</b>	<b>10,952</b>	<b>8</b>	<b>..</b>

GENERAL IMPORTS

ARTICLES, AND COUNTRIES OF CONSIGNMENT; ALSO SHARE OF EACH PROVINCE	QUANTITY					VALUE				
	1927-28	1928-29	1929-30	1930-31	1931-32	1927-28	1928-29	1929-30	1930-31	1931-32
						R	R	R	R	R
<b>Match-making Materials—continued</b>										
<i>Total Match-making Materials—</i>	<i>Lbs.</i>	<i>Lbs.</i>	<i>Lbs.</i>	<i>Lbs.</i>	<i>Lbs.</i>					
TOTAL BRITISH EMPIRE . . . . .	61	..	..	4	..	89	..	..	7	..
Japan . . . . .	389,794	314,494	74,650	1	..	59,343	50,287	13,020	1	..
Other Foreign Countries . . . . .	40	..	144	214	..	10	..	219	36	..
<b>TOTAL FOREIGN COUNTRIES</b>	<b>389,834</b>	<b>314,494</b>	<b>74,794</b>	<b>215</b>	<b>..</b>	<b>59,353</b>	<b>50,287</b>	<b>13,239</b>	<b>37</b>	<b>..</b>
Share of Bengal . . . . .	..	10,180	..	..	..	..	2,722	..	..	..
.. Bombay . . . . .	40	..	..	219	..	10	..	..	44	..
.. Sind . . . . .	11	196,338	..	..	..	23	20,866	..	..	..
.. Burma . . . . .	389,844	107,982	74,794	..	..	59,359	26,699	13,239	..	..
<b>TOTAL</b>	<b>389,895</b>	<b>314,494</b>	<b>74,794</b>	<b>219</b>	<b>..</b>	<b>59,392</b>	<b>50,287</b>	<b>13,239</b>	<b>44</b>	<b>..</b>
<b>Mats and Matting, except coir and rubber (III. V)—</b>	<b>Sq. yards</b>	<b>Sq. yards</b>	<b>Sq. yards</b>	<b>Sq. yards</b>	<b>Sq. yards</b>					
United Kingdom . . . . .	6,038	2,797	2,243	4,442	1,818	4,195	1,868	1,423	2,157	800
Ceylon . . . . .	18,806	18,885	23,023	24,226	23,625	9,942	10,475	12,450	10,795	10,508
Straits Settlements (including Labuan)	95,634	85,898	93,795	63,347	47,404	66,504	54,291	67,056	42,540	27,860
Federated Malay States . . . . .	1,806	1,814	230	2,536	11,786	1,254	1,323	110	1,319	2,165
Hongkong . . . . .	157,381	174,587	196,908	246,080	174,668	60,065	66,634	70,070	74,822	39,636
Other British Possessions . . . . .	1,588	2,055	889	1,939	1,667	761	890	332	969	830
<b>TOTAL BRITISH EMPIRE</b>	<b>281,748</b>	<b>286,036</b>	<b>317,088</b>	<b>342,570</b>	<b>230,968</b>	<b>1,43,321</b>	<b>1,35,556</b>	<b>1,41,441</b>	<b>1,32,002</b>	<b>81,708</b>
Switzerland . . . . .	..	..	3,250	880	..	..	..	1,217	424	..
Mascat Territory and Trucial Oman . . . . .	29,818	47,708	34,808	83,538	56,744	2,152	2,974	2,382	4,949	3,663
Iraq . . . . .	5,204	9,059	4,897	1,381	1,280	432	2,260	1,132	304	343
Perals . . . . .	15,172	291	1,476	29,756	52,837	1,640	115	471	2,754	4,224
Indo-China (including Cochin China, Cambodia, Annam, Tonkin and French leased territories in China).	..	..	2,109	4,145	3,687	..	..	1,492	3,466	2,380
China (exclusive of Hongkong and Macao) . . . . .	184,797	230,121	242,265	256,646	107,224	93,070	1,08,661	1,04,015	90,304	59,353
Japan . . . . .	463,345	800,175	837,526	1,204,745	1,019,659	1,55,510	1,08,837	2,23,340	2,33,509	1,92,504
Java . . . . .	..	472	487	175	2,082	..	403	173	68	1,383
Egypt . . . . .	..	3,250	40	..	12	..	3,601	10	..	3
United States of America—Via Atlantic Coast . . . . .	2,379	2	603	12	772	1,127	5	1,520	11	403
Other Foreign Countries . . . . .	7,860	1,757	2,060	3,397	131	686	1,317	908	152	80
<b>TOTAL FOREIGN COUNTRIES</b>	<b>708,575</b>	<b>1,008,730</b>	<b>1,179,650</b>	<b>1,644,075</b>	<b>1,835,028</b>	<b>2,54,617</b>	<b>3,18,173</b>	<b>3,41,669</b>	<b>3,41,941</b>	<b>2,64,336</b>
Share of Bengal . . . . .	136,309	297,098	388,574	712,045	565,739	51,440	62,453	88,050	1,18,202	1,02,062
.. Bombay . . . . .	436,703	580,399	525,996	714,671	625,255	1,84,880	2,26,148	1,63,827	2,07,603	1,43,664
.. Sind . . . . .	93,790	99,957	107,901	168,615	155,747	17,535	17,681	21,964	20,030	19,396
.. Madras . . . . .	101,231	104,041	133,225	136,034	86,263	57,862	58,058	68,259	56,742	41,223
.. Burma . . . . .	231,786	303,271	341,943	265,839	162,992	86,221	99,489	1,09,220	71,901	39,779
<b>TOTAL</b>	<b>990,323</b>	<b>1,884,766</b>	<b>1,497,638</b>	<b>1,987,245</b>	<b>1,595,996</b>	<b>3,97,938</b>	<b>4,53,729</b>	<b>4,83,110</b>	<b>4,74,543</b>	<b>3,46,134</b>

No. 13—continued

ARTICLES, AND COUNTRIES OF CONSIGNMENT; ALSO SHARE OF EACH PROVINCE	QUANTITY					VALUE				
	1927-28	1928-29	1929-30	1930-31	1931-32	1927-28	1928-29	1929-30	1930-31	1931-32
						₹	₹	₹	₹	₹
<b>Metals and Ores—</b>										
<b>Aluminium—</b>										
Unwrought (Ingots, blocks, bars, etc.) (III. L)—	Cwts.	Cwts.	Cwts.	Cwts.	Cwts.					
United Kingdom . . . . .	552	183	281	851	16	38,678	13,191	18,981	55,880	1,206
Ceylon . . . . .	..	..	..	..	115	..	..	..	..	2,060
<b>Total British Empire</b>	552	183	281	851	131	38,678	13,191	18,981	55,880	3,266
Norway . . . . .	40	20	..	..	..	2,886	1,372	..	..	..
Germany . . . . .	..	..	..	..	10	..	15	..	..	695
France . . . . .	..	27	..	..	..	..	1,386	..	..	..
Switzerland . . . . .	300	160	..	..	..	20,684	9,981	..	..	..
Italy . . . . .	1,934	599	99	..	..	1,37,527	87,425	6,186	..	..
United States of America— Via Atlantic Coast . . . . .	960	360	600	..	..	64,320	24,120	35,178	..	..
<b>TOTAL FOREIGN COUNTRIES</b>	3,234	1,166	609	..	10	2,25,417	74,299	41,364	..	695
Share of Bengal . . . . .	1,327	619	773	835	2	39,995	41,726	47,039	54,545	64
„ Bombay . . . . .	20	27	4	14	21	1,420	1,401	357	1,121	1,695
„ Madras . . . . .	2,439	702	203	1	118	1,72,680	44,284	12,872	41	2,263
„ Burma . . . . .	..	1	..	1	..	..	79	34	173	..
<b>TOTAL</b>	3,786	1,349	980	851	141	2,64,005	87,490	60,345	55,880	4,021
<b>Wrought—</b>										
Circles (III. L)—	Cwts.	Cwts.	Cwts.	Cwts.	Cwts.					
United Kingdom . . . . .	50,635	37,648	41,781	22,780	8,600	44,52,580	32,23,194	35,90,523	18,43,102	6,38,877
Canada— Via Atlantic Coast . . . . .	..	..	3,873	3,619	2,479	..	..	3,03,764	2,67,598	1,62,493
<b>TOTAL BRITISH EMPIRE</b>	50,635	37,648	45,654	26,399	11,079	44,52,580	32,23,194	39,03,287	21,10,700	8,01,370
Norway . . . . .	..	..	..	299	..	..	..	..	23,030	..
Germany . . . . .	2,300	2,996	12,876	18,936	5,423	2,21,279	2,35,387	10,20,392	10,80,789	3,34,183
Netherlands . . . . .	..	..	..	1,653	..	..	..	..	1,30,433	..
Belgium . . . . .	3,638	..	831	..	..	3,42,426	..	67,500	..	..
France . . . . .	5,132	11,606	15,273	8,610	3,406	4,31,767	9,60,643	12,06,081	6,79,257	5,91,662
Switzerland . . . . .	9,850	12,303	12,812	6,148	4,993	8,30,840	9,57,492	9,68,655	4,64,664	2,02,209
Italy . . . . .	3,817	..	1,390	..	89	4,03,500	..	1,00,992	..	5,653
Austria . . . . .	..	224	..	..	..	..	17,739	..	..	..
Japan . . . . .	..	736	6,260	9,076	22	..	65,500	5,02,436	6,49,784	1,302
United States of America— Via Atlantic Coast . . . . .	41,706	46,292	62,530	52,917	4,354	34,13,441	37,43,074	50,39,987	40,58,057	3,09,527
<b>TOTAL FOREIGN COUNTRIES</b>	66,533	74,117	111,972	92,639	22,387	56,93,253	59,80,335	89,06,043	70,86,023	15,84,541
Share of Bengal . . . . .	41,036	40,013	68,143	50,108	7,371	32,22,326	31,64,247	56,31,074	40,80,399	6,17,136
„ Bombay . . . . .	61,872	60,303	61,845	44,614	19,007	56,41,045	49,39,135	49,43,003	33,30,559	13,23,331
„ Sind . . . . .	231	1,232	7,045	5,168	1,320	22,026	93,878	5,43,951	3,31,255	87,294
„ Madras . . . . .	6,069	5,069	8,666	10,821	361	6,47,463	5,39,006	7,43,319	8,01,093	57,017
„ Burma . . . . .	7,910	5,148	11,877	3,327	4,607	6,12,973	4,12,463	3,97,973	6,27,317	3,01,088
<b>TOTAL</b>	117,163	111,765	157,576	119,038	33,466	1,01,46,833	92,03,529	1,28,09,330	92,01,723	23,85,916
<b>Sheets (III. L)—</b>										
United Kingdom . . . . .	1,473	1,031	849	534	309	1,37,567	1,07,782	67,142	42,283	24,336
Ceylon . . . . .	..	..	..	..	..	..	..	..	3	65
Canada— Via Atlantic Coast . . . . .	..	..	40	20	45	..	..	3,014	1,532	2,321
<b>TOTAL BRITISH EMPIRE</b>	1,473	1,031	889	554	354	1,37,567	1,07,782	70,156	43,818	27,223
Germany . . . . .	552	270	175	217	372	50,604	25,319	17,156	17,742	29,354
Belgium . . . . .	136	22	47	32	10	12,763	1,547	3,751	3,619	638
France . . . . .	255	127	7	23	161	18,470	9,173	473	1,300	9,346
Switzerland . . . . .	136	372	654	134	104	10,251	27,316	44,133	9,605	7,034
Italy . . . . .	104	18	90	..	..	10,899	1,731	5,899	..	..
Czechoslovakia . . . . .	..	..	10	..	..	..	..	1,327	..	..
United States of America— Via Atlantic Coast . . . . .	3,310	3,290	2,069	1,041	237	2,46,168	2,48,481	1,57,356	75,353	15,238
Other Foreign Countries . . . . .	..	9	3	..	1	..	972	277	20	66
<b>TOTAL FOREIGN COUNTRIES</b>	4,492	4,108	3,055	1,447	385	3,49,160	3,14,939	2,80,423	1,07,639	62,026

GENERAL IMPORTS

ARTICLES AND COUNTRIES OF CONSIGNMENT; ALSO SHARE OF EACH PROVINCE	QUANTITY					VALUE				
	1927-28	1928-29	1929-30	1930-31	1931-32	1927-28	1928-29	1929-30	1930-31	1931-32
<b>Metals and Ores—continued</b>						₹	₹	₹	₹	₹
<b>Aluminium—continued</b>										
Wrought—continued.										
Sheets (III. L)—continued	Owts.	Owts.	Owts.	Owts.	Owts.					
Share of Bengal . . . . .	1,209	738	568	724	391	88,483	56,832	46,299	55,115	30,737
„ Bombay . . . . .	1,897	2,531	1,535	614	686	1,57,562	1,99,038	1,09,097	43,566	45,955
„ Sind . . . . .	27	80	63	39	65	2,448	10,751	8,374	3,568	5,644
„ Madras . . . . .	2,317	1,665	1,526	555	73	1,93,725	1,46,709	1,18,549	43,728	5,070
„ Burma . . . . .	615	120	252	69	24	44,499	10,041	18,259	5,485	1,843
<b>TOTAL</b>	5,965	5,184	3,944	2,001	1,239	4,86,717	4,22,771	3,00,578	1,51,462	89,249
<b>Other manufactures (III. L)—</b>	Owts.	Owts.	Owts.	Owts.	Owts.					
United Kingdom . . . . .	1,847	2,444	2,826	1,922	882	1,28,451	2,27,287	2,98,078	1,85,802	86,406
Malta and Gozo . . . . .	11	--	--	--	--	1,294	--	--	--	--
Aden and Dependencies . . . . .	--	22	31	25	2	--	798	1,445	980	40
Bahrain Islands . . . . .	39	51	60	41	10	1,457	1,939	2,195	1,059	188
Ceylon . . . . .	26	100	79	98	62	1,216	3,627	2,726	4,200	1,138
Straits Settlements (including Labuan) . . . . .	9	--	12	6	10	854	7	1,379	806	800
Kenya Colony . . . . .	6	9	39	55	15	218	317	1,858	1,472	160
Canada— Vid Atlantic Coast . . . . .	--	--	97	247	188	--	--	6,548	15,757	12,818
Other British Possessions . . . . .	24	2	2	8	21	771	82	84	237	591
<b>TOTAL BRITISH EMPIRE</b>	1,962	2,628	2,646	2,402	1,190	1,34,261	2,34,057	3,08,813	2,10,263	1,01,681
Germany . . . . .	1,716	1,682	2,536	1,839	1,816	2,43,594	2,45,317	3,48,396	2,22,868	2,08,147
Netherlands . . . . .	--	2	1	11	41	61	784	111	1,132	4,913
Belgium . . . . .	1,985	2,151	1,214	232	194	3,90,289	3,95,739	1,75,545	33,405	25,349
France . . . . .	120	85	69	346	185	12,027	7,586	10,921	21,508	13,290
Switzerland . . . . .	661	624	628	125	673	50,455	68,100	82,182	24,577	67,492
Italy . . . . .	441	185	465	130	220	42,897	17,589	138,496	24,073	33,483
Austria . . . . .	2	10	18	22	16	203	4,109	19,639	10,510	8,722
Czechoslovakia . . . . .	13	15	27	6	17	2,031	2,018	13,261	733	4,711
Java . . . . .	--	2	31	106	--	--	250	15,106	16,836	--
Iraq . . . . .	270	200	78	16	9	9,841	7,361	2,670	630	31
Japan . . . . .	70	11	67	46	12	9,986	2,541	12,475	7,426	3,620
United States of America— Vid Atlantic Coast . . . . .	708	837	737	1,123	195	57,947	74,425	66,569	77,468	14,777
„ Pacific „ . . . . .	--	--	--	--	--	--	102	--	--	--
Other Foreign Countries . . . . .	3	11	3	41	17	291	999	342	2,041	593
<b>TOTAL FOREIGN COUNTRIES</b>	5,989	5,715	5,879	4,043	3,395	8,19,622	8,26,920	7,55,763	4,43,202	3,85,178
Share of Bengal . . . . .	3,074	3,233	3,252	2,924	1,835	3,76,268	4,95,498	4,56,703	3,01,977	2,02,676
„ Bombay . . . . .	1,931	1,911	2,474	1,352	1,639	1,76,179	1,75,923	2,49,191	1,80,311	1,61,318
„ Sind . . . . .	130	180	204	150	112	22,748	24,257	24,736	16,636	11,657
„ Madras . . . . .	1,226	1,985	2,010	1,025	710	1,79,072	2,50,089	2,59,071	1,01,911	88,013
„ Burma . . . . .	1,540	1,034	535	494	239	1,99,616	1,15,210	74,875	52,730	23,145
<b>TOTAL</b>	7,951	8,343	8,525	6,445	4,585	9,53,883	10,00,977	10,64,576	6,53,465	4,86,809
<b>Total Aluminium—</b>	Owts.	Owts.	Owts.	Owts.	Owts.					
United Kingdom . . . . .	54,507	41,306	45,187	26,087	9,807	47,57,276	35,71,454	39,78,724	21,32,072	7,50,885
Malta and Gozo . . . . .	11	--	--	--	--	1,294	--	--	--	--
Aden and Dependencies . . . . .	--	22	31	25	2	--	798	1,445	980	40
Bahrain Islands . . . . .	39	51	60	41	10	1,457	1,939	2,195	1,059	188
Ceylon . . . . .	26	100	79	98	177	1,216	3,627	2,726	4,203	3,259
Straits Settlements (including Labuan) . . . . .	9	--	12	6	10	854	7	1,379	806	800
Kenya Colony . . . . .	6	9	39	55	15	218	317	1,858	1,472	160
Canada— Vid Atlantic Coast . . . . .	--	--	4,010	3,886	2,712	--	--	3,13,326	2,34,887	1,77,637
Other British Possessions . . . . .	24	2	2	8	21	771	82	84	237	591
<b>TOTAL BRITISH EMPIRE</b>	54,622	41,490	49,420	30,206	12,764	47,63,086	35,78,224	43,01,237	24,25,866	9,38,565

No. 13—continued

ARTICLES AND COUNTRIES OF CONSIGNMENT; ALSO SHARE OF EACH PROVINCE	QUANTITY					VALUM				
	1927-28	1928-29	1929-30	1930-31	1931-32	1927-28	1928-29	1929-30	1930-31	1931-32
						R	R	R	R	R
<b>Metals and Ores—continued</b>										
<b>Aluminium—concluded</b>										
<b>Total Aluminium—continued</b>	Cwts.	Cwts.	Cwts.	Cwts.	Cwts.					
Norway . . . . .	40	20	..	299	..	2,886	1,372	..	28,039	..
Germany . . . . .	4,658	4,898	15,587	15,992	7,621	5,15,477	5,07,038	13,35,944	13,21,399	6,22,684
Netherlands . . . . .	..	8	4	1,064	42	61	1,454	372	1,31,570	4,979
Belgium . . . . .	5,758	2,178	2,092	264	204	7,45,478	3,97,286	2,46,796	37,024	25,987
France . . . . .	5,507	11,845	15,349	8,979	8,752	4,62,264	9,78,788	12,17,475	7,02,060	6,14,298
Switzerland . . . . .	10,947	13,459	14,094	6,407	4,870	9,62,230	10,62,889	10,95,020	4,98,846	3,66,735
Italy . . . . .	6,296	747	2,044	180	309	5,94,823	56,745	1,51,573	24,078	39,136
Austria . . . . .	2	234	18	22	16	203	21,848	9,689	10,510	3,722
Czechoslovakia . . . . .	13	15	37	6	17	2,031	2,018	4,588	733	4,711
Iraq . . . . .	270	200	78	16	9	9,841	7,361	2,686	630	81
Java . . . . .	..	2	31	106	..	..	250	5,106	16,836	..
Japan . . . . .	70	797	6,327	9,122	34	9,986	68,041	5,14,911	6,57,210	4,922
United States of America—										
Via Atlantic Coast . . . . .	46,684	50,689	65,936	55,081	4,786	37,81,871	40,90,050	52,99,090	42,10,878	3,30,592
" Pacific " . . . . .	..	..	..	..	..	..	102	..	..	..
Other Foreign Countries . . . . .	8	14	8	41	17	201	1,306	342	2,061	598
<b>TOTAL FOREIGN COUNTRIES</b>	<b>80,248</b>	<b>85,101</b>	<b>121,605</b>	<b>98,129</b>	<b>26,677</b>	<b>70,87,442</b>	<b>71,06,543</b>	<b>99,33,592</b>	<b>76,36,869</b>	<b>30,32,440</b>
<b>Share of Bengal . . . . .</b>	<b>46,646</b>	<b>44,603</b>	<b>72,736</b>	<b>64,591</b>	<b>9,899</b>	<b>37,77,072</b>	<b>37,57,703</b>	<b>62,31,158</b>	<b>44,72,536</b>	<b>3,50,063</b>
" Bombay . . . . .	<b>65,770</b>	<b>64,772</b>	<b>65,858</b>	<b>47,094</b>	<b>21,353</b>	<b>59,76,208</b>	<b>53,65,497</b>	<b>53,01,648</b>	<b>35,56,457</b>	<b>15,32,399</b>
" Sind . . . . .	<b>438</b>	<b>1,492</b>	<b>7,312</b>	<b>5,357</b>	<b>1,497</b>	<b>47,222</b>	<b>1,33,686</b>	<b>5,77,071</b>	<b>4,01,459</b>	<b>1,04,595</b>
" Madras . . . . .	<b>11,951</b>	<b>9,421</b>	<b>12,405</b>	<b>12,402</b>	<b>1,762</b>	<b>11,92,940</b>	<b>9,80,088</b>	<b>11,33,311</b>	<b>9,46,778</b>	<b>1,52,363</b>
" Burma . . . . .	<b>10,065</b>	<b>6,303</b>	<b>12,714</b>	<b>3,891</b>	<b>4,920</b>	<b>3,57,088</b>	<b>5,37,793</b>	<b>9,91,141</b>	<b>6,85,305</b>	<b>3,26,076</b>
<b>TOTAL</b>	<b>134,870</b>	<b>126,591</b>	<b>171,025</b>	<b>128,335</b>	<b>39,431</b>	<b>1,18,50,528</b>	<b>1,07,74,767</b>	<b>1,42,34,829</b>	<b>1,00,62,535</b>	<b>29,65,095</b>
<b>Antifriction Metal (III. L)—</b>	Cwts.	Cwts.	Cwts.	Cwts.	Cwts.					
United Kingdom . . . . .	4,815	5,501	7,238	4,885	3,678	3,66,726	3,94,731	4,63,427	2,52,257	1,98,316
New South Wales . . . . .	22	50	16	14	17	1,069	4,429	1,613	905	869
Australian Commonwealth (Total) . . . . .	22	50	16	14	17	1,069	4,429	1,613	905	869
Other British Possessions . . . . .	5	..	..	5	..	599	..	..	155	..
<b>TOTAL BRITISH EMPIRE</b>	<b>4,842</b>	<b>5,551</b>	<b>7,299</b>	<b>4,904</b>	<b>3,690</b>	<b>3,68,894</b>	<b>3,99,160</b>	<b>4,65,040</b>	<b>2,53,177</b>	<b>1,99,185</b>
Belgium . . . . .	..	..	95	..	..	..	..	2,724	..	..
United States of America—										
Via Atlantic Coast . . . . .	10	79	15	26	25	440	1,805	1,748	1,388	1,100
Other Foreign Countries . . . . .	..	..	1	28	5	..	..	189	570	428
<b>TOTAL FOREIGN COUNTRIES</b>	<b>10</b>	<b>79</b>	<b>111</b>	<b>54</b>	<b>30</b>	<b>440</b>	<b>1,805</b>	<b>4,656</b>	<b>1,958</b>	<b>1,528</b>
<b>Share of Bengal . . . . .</b>	<b>3,546</b>	<b>3,722</b>	<b>3,978</b>	<b>2,475</b>	<b>1,773</b>	<b>2,50,534</b>	<b>3,46,024</b>	<b>2,20,499</b>	<b>1,17,726</b>	<b>64,030</b>
" Bombay . . . . .	<b>369</b>	<b>583</b>	<b>1,125</b>	<b>1,319</b>	<b>337</b>	<b>39,743</b>	<b>44,806</b>	<b>59,492</b>	<b>67,970</b>	<b>26,803</b>
" Sind . . . . .	<b>271</b>	<b>459</b>	<b>267</b>	<b>164</b>	<b>186</b>	<b>17,305</b>	<b>36,933</b>	<b>19,128</b>	<b>12,030</b>	<b>13,702</b>
" Madras . . . . .	<b>352</b>	<b>635</b>	<b>1,204</b>	<b>798</b>	<b>1,091</b>	<b>38,534</b>	<b>54,095</b>	<b>1,17,993</b>	<b>36,038</b>	<b>31,334</b>
" Burma . . . . .	<b>314</b>	<b>231</b>	<b>836</b>	<b>302</b>	<b>333</b>	<b>22,718</b>	<b>19,107</b>	<b>62,584</b>	<b>21,512</b>	<b>15,864</b>
<b>TOTAL</b>	<b>4,852</b>	<b>5,680</b>	<b>7,419</b>	<b>4,958</b>	<b>3,720</b>	<b>3,68,834</b>	<b>4,00,965</b>	<b>4,69,696</b>	<b>2,65,275</b>	<b>2,00,713</b>

GENERAL IMPORTS

( 314 )

No. 13—continued

ARTICLES AND COUNTRIES OF CONSIGNMENT; ALSO SHARE OF EACH PROVINCE.	QUANTITY					VALUE				
	1927-28	1928-29	1929-30	1930-31	1931-32	1927-28	1928-29	1929-30	1930-31	1931-32
	Cwts.	Cwts.	Cwts.	Cwts.	Cwts.	R	R	R	R	R
<b>Metals and Ores—continued</b>										
<i>Brass, Bronze, and similar alloys and manufactures thereof—</i>										
Unwrought (III. L)—										
United Kingdom . . . . .	1,392	316	388	739	393	68,828	15,430	30,041	41,119	12,936
Ceylon . . . . .	20	261	66	321	70	600	5,714	2,050	9,000	1,845
Straits Settlements (including Labuan) . . . . .	..	..	..	..	..	..	1,490	..	..	..
Hongkong . . . . .	5,859	1,795	..	..	..	1,62,057	52,142	..	..	..
Aden and Dependencies . . . . .	..	..	..	..	1	..	..	..	..	28
<b>TOTAL BRITISH EMPIRE . . . . .</b>	<b>6,771</b>	<b>2,372</b>	<b>454</b>	<b>1,060</b>	<b>454</b>	<b>2,31,480</b>	<b>74,776</b>	<b>32,091</b>	<b>50,719</b>	<b>14,859</b>
Belgium . . . . .	202	..	..	..	..	6,884	..	..	..	..
Iraq . . . . .	190	..	..	100	..	4,303	..	..	1,733	..
China (exclusive of Hongkong and Macao) . . . . .	2,048	3,020	130	30	..	53,438	80,143	4,166	1,260	..
Japan . . . . .	100	..	4	..	..	2,640	..	155	..	..
United States of America—										
Via Atlantic Coast . . . . .	4,957	..	..	527	..	1,48,709	..	..	17,582	..
Other Foreign Countries . . . . .	..	..	4	..	8	..	..	525	..	121
<b>TOTAL FOREIGN COUNTRIES . . . . .</b>	<b>7,497</b>	<b>3,020</b>	<b>138</b>	<b>657</b>	<b>8</b>	<b>2,15,924</b>	<b>80,143</b>	<b>4,846</b>	<b>20,575</b>	<b>121</b>
<i>Share of Bengal</i> . . . . .	<i>13,147</i>	<i>5,026</i>	<i>31</i>	<i>477</i>	<i>275</i>	<i>4,10,370</i>	<i>1,39,883</i>	<i>1,430</i>	<i>77,900</i>	<i>3,330</i>
" <i>Bombay</i> . . . . .	<i>995</i>	<i>20</i>	<i>249</i>	<i>916</i>	<i>37</i>	<i>30,778</i>	<i>3,576</i>	<i>21,572</i>	<i>43,279</i>	<i>1,361</i>
" <i>Sind</i> . . . . .	<i>..</i>	<i>..</i>	<i>..</i>	<i>100</i>	<i>8</i>	<i>..</i>	<i>..</i>	<i>..</i>	<i>1,733</i>	<i>110</i>
" <i>Madras</i> . . . . .	<i>110</i>	<i>342</i>	<i>228</i>	<i>128</i>	<i>80</i>	<i>4,496</i>	<i>11,270</i>	<i>9,651</i>	<i>4,696</i>	<i>2,039</i>
" <i>Burma</i> . . . . .	<i>16</i>	<i>4</i>	<i>84</i>	<i>96</i>	<i>62</i>	<i>1,760</i>	<i>190</i>	<i>4,234</i>	<i>3,686</i>	<i>2,540</i>
<b>TOTAL . . . . .</b>	<b>14,208</b>	<b>5,302</b>	<b>502</b>	<b>1,717</b>	<b>462</b>	<b>4,47,404</b>	<b>1,54,919</b>	<b>36,937</b>	<b>71,294</b>	<b>14,030</b>
<b>Wrought—</b>										
<i>Mixed or yellow metal for sheathing (III. L)—</i>										
United Kingdom . . . . .	168,331	152,857	82,491	42,174	71,334	75,05,888	70,72,152	43,18,045	19,20,093	[26,39,821
Ceylon . . . . .	31	908	544	20	20	1,185	41,569	26,248	718	555
Straits Settlements (including Labuan) . . . . .	311	..	..	..	..	8,286	..	..	..	..
<b>TOTAL BRITISH EMPIRE . . . . .</b>	<b>168,673</b>	<b>153,765</b>	<b>83,035</b>	<b>42,194</b>	<b>71,354</b>	<b>75,15,309</b>	<b>71,13,721</b>	<b>43,44,293</b>	<b>19,20,811</b>	<b>26,40,376</b>
Sweden . . . . .	..	12	10	..	..	..	1,246	666	..	..
Germany . . . . .	194,750	234,224	231,984	218,554	179,491	87,77,786	1,10,60,547	1,18,62,038	88,31,076	62,72,678
Netherlands . . . . .	240	..	..	..	..	12,964	..	..	..	..
Belgium . . . . .	1,850	832	235	1,127	652	83,613	46,035	14,784	47,598	23,523
France . . . . .	7,224	4,350	328	626	1,090	3,42,188	2,20,309	17,158	29,574	37,078
Italy . . . . .	101	150	..	215	5,415	6,780	10,538	..	14,764	1,77,890
Austria . . . . .	..	..	..	..	30	..	..	..	..	1,400
Japan . . . . .	54,395	62,929	47,893	45,772	39,867	26,98,214	31,00,064	25,88,430	20,76,964	14,60,277
United States of America—										
Via Atlantic Coast . . . . .	500	..	..	..	..	14,055	..	..	..	..
Other Foreign Countries . . . . .	16	..	1	..	3	783	..	37	..	117
<b>TOTAL FOREIGN COUNTRIES . . . . .</b>	<b>259,091</b>	<b>302,547</b>	<b>280,851</b>	<b>266,294</b>	<b>226,557</b>	<b>1,19,36,283</b>	<b>1,44,38,789</b>	<b>1,39,83,113</b>	<b>1,09,99,976</b>	<b>79,72,958</b>
<i>Share of Bengal</i> . . . . .	<i>63,473</i>	<i>30,740</i>	<i>67,743</i>	<i>29,341</i>	<i>15,925</i>	<i>30,57,364</i>	<i>38,02,076</i>	<i>36,90,517</i>	<i>13,89,980</i>	<i>6,27,297</i>
" <i>Bombay</i> . . . . .	<i>249,372</i>	<i>246,381</i>	<i>164,316</i>	<i>163,637</i>	<i>194,590</i>	<i>1,14,10,739</i>	<i>1,19,75,503</i>	<i>84,41,636</i>	<i>66,22,182</i>	<i>68,59,187</i>
" <i>Sind</i> . . . . .	<i>5,366</i>	<i>3,480</i>	<i>8,485</i>	<i>9,333</i>	<i>12,892</i>	<i>2,51,413</i>	<i>4,11,933</i>	<i>4,25,481</i>	<i>3,70,916</i>	<i>3,96,721</i>
" <i>Madras</i> . . . . .	<i>103,514</i>	<i>121,038</i>	<i>121,707</i>	<i>104,942</i>	<i>74,691</i>	<i>46,80,142</i>	<i>53,28,178</i>	<i>57,04,755</i>	<i>46,01,332</i>	<i>27,10,038</i>
" <i>Burma</i> . . . . .	<i>1,039</i>	<i>673</i>	<i>1,136</i>	<i>1,185</i>	<i>513</i>	<i>51,434</i>	<i>34,770</i>	<i>65,017</i>	<i>56,377</i>	<i>20,091</i>
<b>TOTAL . . . . .</b>	<b>427,764</b>	<b>456,212</b>	<b>268,386</b>	<b>308,488</b>	<b>298,411</b>	<b>1,94,51,502</b>	<b>2,15,52,460</b>	<b>1,88,27,406</b>	<b>1,29,20,787</b>	<b>1,06,13,834</b>



No. 13—continued

ARTICLES, AND COUNTRIES OF CONSIGNMENT; ALSO SHARE OF EACH PROVINCE	QUANTITY					VALUE				
	1927-28	1928-29	1929-30	1930-31	1931-32	1927-28	1928-29	1929-30	1930-31	1931-32
						R	R	R	R	R
<b>Metals and Ores—continued</b>										
<i>Brass, Bronze, and similar alloys and manufactures thereof—continued</i>										
<i>Wrought—continued</i>										
<i>Rods (III. L)—</i>	<i>Cwts.</i>	<i>Cwts.</i>	<i>Cwts.</i>	<i>Cwts.</i>	<i>Cwts.</i>					
United Kingdom . . .	3,273	4,809	3,809	5,161	2,785	1,62,019	2,27,085	2,06,396	2,10,653	93,164
Other British Possessions	..	..	20	3	..	..	9	774	110	..
<b>TOTAL BRITISH EMPIRE .</b>	<b>3,273</b>	<b>4,809</b>	<b>3,829</b>	<b>5,164</b>	<b>2,785</b>	<b>1,62,019</b>	<b>2,27,044</b>	<b>2,07,170</b>	<b>2,10,763</b>	<b>93,164</b>
Germany . . . . .	4,712	3,739	2,808	5,179	3,144	1,94,260	1,58,684	1,23,388	1,95,031	90,680
Belgium . . . . .	627	60	208	2	29	25,944	2,446	12,221	109	1,569
France . . . . .	1,634	569	1,705	903	109	58,438	23,063	75,809	28,374	3,460
Portugal . . . . .	81	..	..	..	..	3,305	..	..	..	..
Switzerland . . . . .	35	..	..	60	..	1,500	..	..	2,585	..
Japan . . . . .	1,591	1,708	4,327	2,508	3,072	61,783	67,685	1,88,685	85,905	81,948
United States of America— Via Atlantic Coast . . .	1	..	20	15	22	181	..	2,292	1,424	1,877
Other Foreign Countries .	..	..	..	40	13	106	75	..	1,514	452
<b>TOTAL FOREIGN COUNTRIES</b>	<b>8,681</b>	<b>6,136</b>	<b>9,128</b>	<b>8,707</b>	<b>6,389</b>	<b>3,45,476</b>	<b>2,47,553</b>	<b>4,02,455</b>	<b>3,25,792</b>	<b>1,79,976</b>
<i>Share of Bengal . . .</i>	<i>3,887</i>	<i>5,930</i>	<i>5,231</i>	<i>6,298</i>	<i>3,348</i>	<i>1,66,914</i>	<i>2,56,985</i>	<i>2,56,574</i>	<i>2,38,093</i>	<i>1,02,781</i>
„ <i>Bombay . . . . .</i>	<i>6,135</i>	<i>2,894</i>	<i>6,891</i>	<i>5,798</i>	<i>4,169</i>	<i>2,54,778</i>	<i>1,20,576</i>	<i>3,09,087</i>	<i>3,27,343</i>	<i>1,18,573</i>
„ <i>Sind . . . . .</i>	<i>343</i>	<i>940</i>	<i>167</i>	<i>572</i>	<i>1,077</i>	<i>15,392</i>	<i>41,672</i>	<i>9,002</i>	<i>22,097</i>	<i>33,464</i>
„ <i>Madras . . . . .</i>	<i>728</i>	<i>594</i>	<i>296</i>	<i>705</i>	<i>354</i>	<i>33,622</i>	<i>28,827</i>	<i>15,295</i>	<i>27,270</i>	<i>11,385</i>
„ <i>Burma . . . . .</i>	<i>806</i>	<i>587</i>	<i>432</i>	<i>498</i>	<i>226</i>	<i>36,789</i>	<i>26,537</i>	<i>30,667</i>	<i>21,747</i>	<i>6,037</i>
<b>TOTAL</b>	<b>11,954</b>	<b>10,945</b>	<b>13,017</b>	<b>13,871</b>	<b>9,174</b>	<b>5,07,495</b>	<b>4,74,597</b>	<b>6,00,025</b>	<b>5,86,555</b>	<b>2,73,140</b>
<b>Sheets (III. L)—</b>	<b>Cwts.</b>	<b>Cwts.</b>	<b>Cwts.</b>	<b>Cwts.</b>	<b>Cwts.</b>					
United Kingdom . . .	3,312	4,034	2,535	3,370	2,964	1,49,186	1,91,266	1,40,664	1,81,042	1,09,305
Other British Possessions	..	..	2	..	..	46	..	195	35	..
<b>TOTAL BRITISH EMPIRE .</b>	<b>3,312</b>	<b>4,034</b>	<b>2,537</b>	<b>3,370</b>	<b>2,964</b>	<b>1,49,232</b>	<b>1,91,266</b>	<b>1,40,859</b>	<b>1,81,077</b>	<b>1,09,305</b>
Denmark . . . . .	..	..	41	..	..	..	..	2,559	..	..
Germany . . . . .	2,147	1,009	5,265	1,602	3,060	1,02,613	55,158	2,02,409	79,706	1,11,282
Belgium . . . . .	379	291	176	116	129	16,109	16,930	11,963	6,093	6,855
France . . . . .	160	352	97	442	..	9,555	20,100	6,154	22,259	..
Italy . . . . .	31	97	60	76	..	2,369	7,350	4,290	5,017	..
Iraq . . . . .	94	..	..	..	..	3,273	..	..	..	..
Japan . . . . .	270	60	196	97	125	14,056	3,415	9,403	4,190	4,303
Other Foreign Countries .	..	..	..	..	..	16	..	11	51	..
<b>TOTAL FOREIGN COUNTRIES</b>	<b>2,981</b>	<b>1,869</b>	<b>5,835</b>	<b>2,333</b>	<b>3,314</b>	<b>1,48,591</b>	<b>1,02,054</b>	<b>2,06,795</b>	<b>1,17,916</b>	<b>1,22,440</b>
<i>Share of Bengal . . .</i>	<i>4,182</i>	<i>4,663</i>	<i>3,313</i>	<i>3,552</i>	<i>3,584</i>	<i>2,06,662</i>	<i>2,26,013</i>	<i>1,92,347</i>	<i>1,89,240</i>	<i>1,35,036</i>
„ <i>Bombay . . . . .</i>	<i>923</i>	<i>718</i>	<i>4,871</i>	<i>1,260</i>	<i>324</i>	<i>44,128</i>	<i>39,098</i>	<i>2,33,307</i>	<i>61,082</i>	<i>15,390</i>
„ <i>Sind . . . . .</i>	<i>53</i>	<i>84</i>	<i>3</i>	<i>181</i>	<i>197</i>	<i>3,780</i>	<i>6,587</i>	<i>275</i>	<i>11,632</i>	<i>8,629</i>
„ <i>Madras . . . . .</i>	<i>481</i>	<i>265</i>	<i>93</i>	<i>646</i>	<i>2,019</i>	<i>26,457</i>	<i>14,748</i>	<i>6,233</i>	<i>32,983</i>	<i>66,340</i>
„ <i>Burma . . . . .</i>	<i>649</i>	<i>168</i>	<i>92</i>	<i>74</i>	<i>164</i>	<i>17,396</i>	<i>7,774</i>	<i>4,992</i>	<i>4,156</i>	<i>6,350</i>
<b>TOTAL</b>	<b>6,293</b>	<b>5,903</b>	<b>8,372</b>	<b>5,703</b>	<b>6,278</b>	<b>2,97,823</b>	<b>2,94,220</b>	<b>4,37,654</b>	<b>2,98,998</b>	<b>2,31,746</b>

GENERAL IMPORTS

( 316 )

No. 13—continued

ARTICLES, AND COUNTRIES OF CONSIGNMENT; ALSO SHARE OF EACH PROVINCE	QUANTITY					VALUE				
	1927-28	1928-29	1929-30	1930-31	1931-32	1927-28	1928-29	1929-30	1930-31	1931-32
						R	R	R	R	R
<b>Metals and Ores—continued</b>										
<i>Brass, Bronze, and similar alloys and manufactures thereof—continued</i>										
<i>Wrought—continued</i>										
Tubes (III. L)—	Cwts.	Cwts.	Cwts.	Cwts.	Cwts.					
United Kingdom . . . . .	573	412	271	291	87	47,860	30,485	26,849	27,578	7,80
Ceylon . . . . .	140	20	83	2	..	4,450	705	2,836	49	..
Straits settlements (including Labuan) . . . . .	1	..	1	46	..	66	27	50	1,127	..
Other British Possessions	..	..	..	..	..	..	187	..	..	..
<b>TOTAL BRITISH EMPIRE . . . . .</b>	<b>720</b>	<b>432</b>	<b>355</b>	<b>339</b>	<b>87</b>	<b>52,376</b>	<b>37,404</b>	<b>29,234</b>	<b>28,749</b>	<b>7,801</b>
Sweden . . . . .	..	..	..	..	29	..	..	..	..	1,191
Germany . . . . .	611	812	1,218	1,456	937	38,003	52,026	84,362	83,896	45,25
Netherlands . . . . .	30	..	1	..	..	1,850	..	37	..	..
Belgium . . . . .	109	204	164	2	2	6,075	14,378	11,471	198	12
France . . . . .	50	100	215	34	..	2,988	6,355	14,876	1,945	..
Italy . . . . .	17	..	..	..	88	1,020	..	..	..	4,421
Austria . . . . .	9	79	106	253	272	571	5,141	7,614	16,116	12,040
Hungary . . . . .	..	..	..	28	158	..	..	..	1,452	6,984
Other Foreign Countries . . . . .	..	..	3	..	25	..	..	856	..	1,227
<b>TOTAL FOREIGN COUNTRIES</b>	<b>826</b>	<b>1,195</b>	<b>1,707</b>	<b>1,773</b>	<b>1,511</b>	<b>51,416</b>	<b>78,500</b>	<b>1,18,716</b>	<b>1,08,607</b>	<b>71,243</b>
Share of Bengal . . . . .	570	573	575	515	348	41,671	39,628	43,980	33,296	17,798
„ Bombay . . . . .	674	759	1,080	1,233	1,035	37,571	53,759	78,394	75,578	50,460
„ Sind . . . . .	76	76	39	43	127	6,771	6,127	2,327	3,029	6,268
„ Madras . . . . .	91	90	145	117	67	6,687	5,662	7,682	7,237	3,159
„ Burma . . . . .	135	199	223	164	21	11,092	10,828	15,067	13,166	1,337
<b>TOTAL</b>	<b>1,546</b>	<b>1,627</b>	<b>2,062</b>	<b>2,112</b>	<b>1,598</b>	<b>1,03,792</b>	<b>1,15,904</b>	<b>1,47,950</b>	<b>1,32,356</b>	<b>79,051</b>
<b>Wire (III. L)—</b>										
United Kingdom . . . . .	954	581	1,242	230	211	59,673	40,378	70,449	16,221	11,939
Ceylon . . . . .	250	51	22	2	1	10,856	2,661	1,429	551	241
Other British Possessions	24	..	..	..	4	721	26	74	6	301
<b>TOTAL BRITISH EMPIRE . . . . .</b>	<b>1,228</b>	<b>632</b>	<b>1,264</b>	<b>232</b>	<b>216</b>	<b>71,250</b>	<b>43,665</b>	<b>80,952</b>	<b>16,778</b>	<b>12,481</b>
Sweden . . . . .	..	28	..	..	..	..	1,291	..	..	..
Germany . . . . .	509	289	301	629	872	27,938	16,786	21,303	34,926	38,090
Belgium . . . . .	577	87	147	194	66	80,637	4,765	8,795	10,357	2,960
France . . . . .	5,488	4,501	3,358	2,542	1,667	2,80,721	2,31,611	1,82,906	1,24,649	61,453
Switzerland . . . . .	..	..	3	57	189	..	..	427	2,792	7,884
Italy . . . . .	13	86	523	336	256	912	4,778	28,808	17,564	10,699
Austria . . . . .	56	..	..	5	6	2,717	..	..	270	208
Czechoslovakia . . . . .	..	..	..	45	..	..	..	..	1,948	..
Japan . . . . .	518	939	3,564	1,924	1,033	29,511	53,313	1,99,565	1,00,681	42,035
United States of America—Vid Atlantic Coast	9	12	..	..	..	450	1,287	..	..	..
Other Foreign Countries . . . . .	..	20	..	2	5	..	795	89	432	295
<b>TOTAL FOREIGN COUNTRIES</b>	<b>7,170</b>	<b>5,957</b>	<b>7,901</b>	<b>5,734</b>	<b>4,094</b>	<b>3,72,381</b>	<b>3,14,626</b>	<b>4,41,603</b>	<b>2,93,619</b>	<b>1,63,024</b>
Share of Bengal . . . . .	2,306	1,331	2,371	1,545	1,020	1,52,021	73,395	1,52,648	83,041	44,321
„ Bombay . . . . .	4,165	3,821	5,476	3,025	2,587	2,13,671	1,98,117	2,90,126	1,48,319	1,00,176
„ Sind . . . . .	59	55	37	22	36	4,622	7,356	3,487	1,337	1,548
„ Madras . . . . .	1,193	1,167	1,007	1,017	505	64,553	64,310	59,805	57,886	22,033
„ Burma . . . . .	170	225	274	357	162	9,364	15,013	16,579	19,314	8,022
<b>TOTAL</b>	<b>8,398</b>	<b>6,589</b>	<b>9,165</b>	<b>5,966</b>	<b>4,810</b>	<b>4,44,131</b>	<b>3,58,191</b>	<b>5,22,645</b>	<b>3,10,397</b>	<b>1,76,105</b>

No. 13—continued

ARTICLES AND COUNTRIES OF CONSIGNMENT; ALSO SHARE OF EACH PROVINCE	QUANTITY					VALUE				
	1927-28	1928-29	1929-30	1930-31	1931-32	1927-28	1928-29	1929-30	1930-31	1931-32
						R	R	£	R	R
<i>Metals and Ores—continued</i>										
<i>Brass, Bronze, and similar alloys and manufactures thereof—continued</i>										
Wrought—continued										
Other sorts (III. L)—	Cwts.	Cwts.	Cwts.	Cwts.	Cwts.					
United Kingdom . . . . .	12,131	10,924	9,777	5,155	4,166	9,28,087	8,25,336	8,01,866	4,20,008	4,33,148
Adon and Dependencies . . . . .	202	372	358	327	97	5,712	11,277	10,188	7,978	2,476
Ceylon . . . . .	205	376	498	424	118	8,381	15,422	16,656	16,810	3,345
Straits Settlements (including Labuan) . . . . .	3,312	1,681	3,109	11,683	2,296	92,952	48,843	95,076	3,29,234	60,265
Hongkong . . . . .	72	94	108	1,660	77	11,032	14,807	14,896	53,166	8,749
Zanzibar and Pemba . . . . .	100	200	98	67	57	2,518	5,961	2,636	1,745	1,514
Kenya Colony . . . . .	82	141	207	215	215	2,089	3,680	5,685	5,917	4,585
Tanganyika Territory . . . . .	330	380	78	100	55	9,195	10,663	2,168	2,910	1,437
Mauritius and Dependencies . . . . .	723	669	116	201	82	21,006	20,041	3,717	6,377	765
Canada—										
Via Atlantic Coast . . . . .	9	357	129	112	6	1,131	36,881	20,228	16,500	924
Western Australia . . . . .	..	..	..	1	..	..	14	..	30	..
Victoria . . . . .	18	..	1	..	1	3,687	..	97	..	59
New South Wales . . . . .	7	..	..	..	..	1,340	..	..	..	..
Australian Commonwealth (Total) . . . . .	25	..	1	1	1	5,027	14	97	30	50
Other British Possessions . . . . .	3	33	63	102	34	91	1,175	1,926	1,898	862
<b>TOTAL BRITISH EMPIRE . . . . .</b>	<b>17,194</b>	<b>15,227</b>	<b>14,542</b>	<b>20,047</b>	<b>7,154</b>	<b>10,87,228</b>	<b>9,94,100</b>	<b>9,75,189</b>	<b>8,62,568</b>	<b>5,18,129</b>
Sweden . . . . .	44	17	31	14	86	6,357	3,643	4,987	3,368	12,358
Germany . . . . .	7,087	10,101	10,183	11,499	11,676	4,51,889	6,28,384	6,90,417	6,50,346	4,82,785
Netherlands . . . . .	1	33	21	15	16	20	3,378	3,204	1,660	1,955
Belgium . . . . .	244	336	188	1,054	482	20,564	24,665	18,875	80,428	32,628
France . . . . .	454	956	318	406	387	25,173	49,332	23,074	28,456	16,104
Switzerland . . . . .	..	688	..	18	1	15	51,381	..	790	81
Italy . . . . .	181	43	2	12	45	8,875	3,345	1,957	1,264	3,999
Austria . . . . .	35	26	31	65	68	4,347	3,459	5,689	8,142	8,676
Hungary . . . . .	..	..	..	..	40	..	..	..	..	3,109
Czechoslovakia . . . . .	2	15	1	6	3	440	2,150	260	703	785
Native States in Arabia other than Maskat Territory and Trucial Oman . . . . .	17	2	8	17	143	515	70	267	441	3,071
Iraq . . . . .	4,416	2,600	1,233	975	246	1,23,041	75,528	33,269	28,059	5,736
Persia . . . . .	101	291	735	832	126	2,968	8,380	20,219	23,239	2,479
Indo-China (including Cochin-China, Cambodia, Annam, Tonkin and French leased Territories in China) . . . . .	1	..	..	..	..	1,773	30	20	..	..
China (exclusive of Hongkong and Macao) . . . . .	275	1,156	2,223	1,123	26	17,561	36,923	31,329	44,846	3,234
Japan . . . . .	4,721	6,341	5,203	3,798	1,558	2,49,087	3,25,857	3,01,136	2,01,891	1,07,399
United States of America—										
Via Atlantic Coast . . . . .	3,110	3,996	563	2,411	388	1,20,504	1,64,862	66,512	1,16,268	31,905
" Pacific " . . . . .	..	..	9	..	..	..	..	1,392	25	5
Other Foreign Countries . . . . .	39	53	54	40	56	1,731	2,210	1,373	1,534	1,940
<b>TOTAL FOREIGN COUNTRIES . . . . .</b>	<b>20,728</b>	<b>26,659</b>	<b>20,808</b>	<b>22,285</b>	<b>15,247</b>	<b>10,35,460</b>	<b>13,84,097</b>	<b>12,55,060</b>	<b>11,91,580</b>	<b>7,19,199</b>
Share of Bengal . . . . .	24,051	26,626	25,010	29,322	16,171	11,24,109	12,44,249	13,48,938	12,30,670	5,53,476
" Bombay . . . . .	11,068	10,975	6,508	9,365	4,773	6,72,418	7,13,186	4,72,330	5,05,214	3,79,374
" Sind . . . . .	355	1,233	386	968	634	46,622	1,07,424	74,394	88,501	51,609
" Madras . . . . .	694	1,429	1,639	1,351	914	77,714	1,45,432	1,61,108	1,37,602	1,00,044
" Burma . . . . .	1,756	1,573	1,304	926	909	2,01,825	1,67,856	1,72,879	92,106	1,52,332
<b>TOTAL . . . . .</b>	<b>37,922</b>	<b>41,836</b>	<b>35,345</b>	<b>42,332</b>	<b>22,401</b>	<b>21,22,688</b>	<b>23,78,197</b>	<b>22,30,199</b>	<b>20,54,093</b>	<b>12,37,328</b>

GENERAL IMPORTS

No. 13—continued

ARTICLES AND COUNTRIES OF CONSIGNMENT; ALSO SHARE OF EACH PROVINCE	QUANTITY					VALUE				
	1927-28	1928-29	1929-30	1930-31	1931-32	1927-28	1928-29	1929-30	1930-31	1931-32
						₹	₹	₹	₹	₹
<b>Metals and Ores—continued</b>										
<i>Brass, Bronze, and similar alloys and manufactures thereof—concluded</i>										
<i>Total Brass, Bronze, and similar alloys and manufactures thereof</i>	Cwts.	Cwts.	Cwts.	Cwts.	Cwts.					
United Kingdom . . . . .	189,966	173,933	100,573	57,120	82,430	80,21,536	84,08,582	56,02,810	28,16,709	33,08,171
Aden and Dependencies . . . . .	262	372	358	327	98	5,712	11,277	10,183	7,978	2,504
Bahrain Islands . . . . .	3	10	35	19	23	90	526	1,145	489	500
Ceylon . . . . .	652	1,016	1,216	789	209	25,441	86,071	49,457	27,773	5,986
Straits Settlements (including Labuan) . . . . .	3,936	1,681	3,110	11,729	2,206	1,01,092	50,386	95,181	3,30,378	60,271
Hongkong . . . . .	5,431	1,889	108	1,600	81	1,73,089	67,145	14,045	53,156	9,044
Zanzibar and Pemba . . . . .	112	200	98	67	57	2,378	5,961	2,636	1,745	1,514
Kenya Colony . . . . .	82	141	207	215	215	2,089	3,680	5,685	5,917	4,585
Tanganyika Territory . . . . .	330	380	78	100	55	9,195	10,663	2,168	2,910	1,437
Mauritius and Dependencies . . . . .	723	669	116	201	32	21,006	20,041	3,717	6,377	765
Canada— Vid Atlantic Coast . . . . .	9	357	129	112	6	1,131	36,881	20,223	16,500	924
Western Australia . . . . .	..	..	..	1	..	..	14	..	30	..
Victoria . . . . .	18	..	1	..	1	3,637	..	97	..	59
New South Wales . . . . .	7	..	..	..	..	1,340	..	..	..	..
Australian Commonwealth (Total) . . . . .	26	..	1	1	1	5,027	14	97	30	59
Other British Possessions . . . . .	..	23	47	86	11	2	649	1,481	1,493	362
<b>TOTAL BRITISH EMPIRE</b>	<b>201,171</b>	<b>181,271</b>	<b>106,076</b>	<b>72,406</b>	<b>85,514</b>	<b>92,68,888</b>	<b>86,81,876</b>	<b>58,00,738</b>	<b>32,71,460</b>	<b>33,06,122</b>
Sweden . . . . .	44	52	41	14	128	6,357	6,180	5,633	3,439	14,502
Denmark . . . . .	..	..	41	..	3	..	..	2,559	..	117
Germany . . . . .	200,822	250,234	251,659	238,019	199,180	65,03,343	1,19,67,185	1,25,43,917	98,75,831	70,40,780
Netherlands . . . . .	271	33	22	17	21	14,844	3,378	3,330	2,092	2,250
Belgium . . . . .	3,897	1,860	1,178	2,495	1,310	1,89,776	1,09,219	73,109	1,45,383	67,658
France . . . . .	15,910	10,823	6,016	4,953	3,212	7,19,083	5,51,370	3,20,637	2,45,257	1,18,080
Portugal . . . . .	81	..	..	..	..	3,305	..	..	..	..
Switzerland . . . . .	51	688	3	135	190	2,248	51,381	427	6,117	7,965
Italy . . . . .	343	376	590	639	5,304	20,061	26,011	35,061	38,609	1,07,003
Austria . . . . .	100	105	187	343	376	7,635	8,600	13,303	25,192	22,324
Hungary . . . . .	..	..	..	28	198	..	..	..	1,452	10,093
Czechoslovakia . . . . .	2	15	1	71	3	440	2,150	260	3,501	735
Native States in Arabia other than Mascat Territory and Trucial Oman . . . . .	17	2	3	17	143	515	70	267	441	3,071
Iraq . . . . .	4,700	2,626	1,234	1,075	246	1,30,623	76,308	33,306	29,792	5,736
Persia . . . . .	101	291	735	832	134	2,068	8,380	20,230	23,239	2,592
Indo-China (including Cochin China, Cambodia, Annam, Tonkin and French leased territories in China) . . . . .	1	..	..	..	..	1,773	30	20	..	..
China (exclusive of Hongkong and Macao) . . . . .	2,323	4,176	2,353	1,153	26	70,999	1,17,081	85,495	46,106	3,234
Japan . . . . .	61,595	72,037	61,192	54,099	45,675	30,56,491	35,50,335	32,87,174	24,69,631	16,97,389
Portuguese East Africa . . . . .	33	1	31	30	29	880	20	1,333	796	654
United States of America— Vid Atlantic Coast . . . . .	3,577	4,007	586	2,953	415	2,33,865	1,66,149	69,160	1,35,274	34,082
“ Pacific “ . . . . .	..	..	9	..	..	..	..	1,302	25	5
Other Foreign Countries . . . . .	6	52	27	10	27	851	2,266	1,015	738	1,236
<b>TOTAL FOREIGN COUNTRIES</b>	<b>306,974</b>	<b>347,383</b>	<b>325,863</b>	<b>307,783</b>	<b>257,120</b>	<b>1,41,06,937</b>	<b>1,66,46,612</b>	<b>1,65,02,678</b>	<b>1,30,53,015</b>	<b>92,29,561</b>
<i>Share of Bengal</i> . . . . .	<i>117,116</i>	<i>124,394</i>	<i>104,273</i>	<i>71,550</i>	<i>39,671</i>	<i>51,59,011</i>	<i>57,82,129</i>	<i>50,86,034</i>	<i>31,62,220</i>	<i>14,89,592</i>
“ Bombay . . . . .	273,380	265,563	189,389	185,174	207,515	1,26,64,033	1,31,03,315	98,47,452	76,33,002	75,24,520
“ Sind . . . . .	6,262	10,913	9,617	11,209	14,761	3,28,500	6,31,099	5,14,968	4,99,145	4,98,349
“ Madras . . . . .	106,316	123,915	125,115	168,906	73,630	43,93,671	55,93,477	59,64,529	47,65,056	29,15,123
“ Burma . . . . .	4,571	3,359	3,545	3,290	2,057	3,29,660	2,62,963	2,29,435	2,11,052	1,98,099
<b>TOTAL</b>	<b>508,145</b>	<b>528,654</b>	<b>431,939</b>	<b>380,189</b>	<b>542,634</b>	<b>2,33,74,925</b>	<b>2,53,23,483</b>	<b>2,23,12,410</b>	<b>1,63,24,475</b>	<b>1,28,25,683</b>

No. 13—continued

ARTICLES AND COUNTRIES OF CONSIGNMENT; ALSO SHARE OF EACH PROVINCE	QUANTITY					VALUE				
	1927-28	1928-29	1929-30	1930-31	1931-32	1927-28	1928-29	1929-30	1930-31	1931-32
<b>Metals and Ores—continued</b>						R	R	R	R	R
<b>Copper—</b>										
<b>Ore (II. F)—</b>	Tons	Tons	Tons	Tons						
United Kingdom . . . . .	..	4	..	1	..	..	4,424	..	937	..
Norway . . . . .	..	..	5,597	..	..	..	..	2,08,846	..	..
Belgium . . . . .	..	8	..	..	..	..	1,928	..	..	..
United States of America— Vid Atlantic Coast. . . . .	..	..	..	1	..	..	..	..	157	..
<b>TOTAL FOREIGN COUNTRIES</b>	..	8	5,597	1	..	..	1,928	2,08,846	157	..
<b>Share of Bengal</b> . . . . .	..	1	..	..	..	..	2,352	..	..	..
“ <i>Bombay</i> . . . . .	..	6	..	2	..	..	4,000	..	1,094	..
“ <i>Burma</i> . . . . .	..	..	5,597	..	..	..	..	2,08,846	..	..
<b>TOTAL</b> . . . . .	..	7	5,597	2	..	..	6,352	2,08,846	1,004	..
<b>Old, for re-manufactures (III.— L)—</b>	Cwts.	Cwts.	Cwts.	Cwts.	Cwts.					
United Kingdom . . . . .	140	400	559	148	60	4,289	21,121	29,835	5,487	2,882
Aden and Dependencies . . . . .	32	117	166	205	51	1,110	3,580	5,852	6,405	1,709
Bahrain Islands . . . . .	144	202	139	152	164	4,898	6,578	4,607	4,862	5,196
Ceylon . . . . .	3	1	20	208	77	107	88	967	6,671	2,725
Straits Settlements (includ- ing Labuan) . . . . .	1,090	168	362	3,276	1,433	89,127	5,831	13,017	1,23,819	51,336
Zanzibar and Pemba . . . . .	418	55	120	43	41	14,419	1,890	4,175	1,630	1,440
Kenya Colony . . . . .	28	94	94	144	135	950	1,026	3,287	4,583	4,235
Tanganyika Territory . . . . .	39	84	20	65	37	1,501	2,631	733	2,030	1,060
Mauritius and Depend- encies . . . . .	91	88	110	107	15	3,404	3,117	5,423	3,370	650
Other British Possessions . . . . .	19	6	37	34	2	676	240	1,017	845	49
<b>TOTAL BRITISH EMPIRE</b> . . . . .	2,004	1,254	1,627	4,382	2,015	70,476	46,052	68,913	1,59,822	70,702
Germany . . . . .	..	..	..	1	801	..	..	..	27	29,528
France . . . . .	..	44	..	..	..	..	1,550	..	..	..
Italy . . . . .	84	..	6	..	..	1,220	..	225	..	..
Maskat Territory and Trucial Oman . . . . .	7	43	38	152	134	245	1,429	1,164	4,487	3,808
Other Native States in Arabia . . . . .	48	108	65	86	262	1,585	3,378	2,221	2,848	7,625
Iraq . . . . .	1,019	1,038	757	893	514	36,415	32,808	25,820	31,077	15,016
Persia . . . . .	63	570	813	432	88	2,277	17,746	31,939	15,543	2,651
China (exclusive of Hongkong and Macao) . . . . .	..	..	373	..	..	..	..	14,940	..	..
Portuguese East Africa . . . . .	50	4	8	22	43	1,884	113	280	741	1,196
Italian East Africa (Somaliland and Eritrea) . . . . .	..	17	27	136	43	..	612	903	4,555	1,093
United States of America— Vid Atlantic Coast . . . . .	3,001	7,600	1,094	4,177	1,750	1,20,567	3,19,572	94,057	1,66,371	55,066
Other Foreign Countries . . . . .	3	3	11	10	18	98	100	405	274	700
<b>TOTAL FOREIGN COUNTRIES</b>	4,225	9,487	3,786	5,900	3,648	1,64,241	3,76,803	1,71,954	2,25,923	1,17,539
<b>Share of Bengal</b> . . . . .	4,586	7,927	3,097	6,566	3,077	1,75,653	3,29,015	1,57,273	2,53,577	1,04,391
“ <i>Bombay</i> . . . . .	1,620	2,179	2,070	3,238	1,481	57,809	74,990	75,746	1,13,018	46,877
“ <i>Sind</i> . . . . .	2	635	289	387	1,102	95	18,860	7,000	10,787	37,033
“ <i>Madras</i> . . . . .	21	..	17	100	3	1,155	..	842	3,363	80
<b>TOTAL</b> . . . . .	6,229	10,741	5,413	10,291	5,668	2,34,717	4,22,855	2,40,867	3,85,745	1,88,581

GENERAL IMPORTS

( 320 )

No. 13—continued

ARTICLES, AND COUNTRIES OF CONSIGNMENT; ALSO SHARE OF EACH PROVINCE	QUANTITY					VALUE				
	1927-28	1928-29	1929-30	1930-31	1931-32	1927-28	1928-29	1929-30	1930-31	1931-32
						R	R	R	R	R
<b>Metals and Ores—continued</b>										
<b>Copper—continued</b>										
<b>Unwrought—</b>										
<b>Tiles, ingots, cakes, bricks and slabs (III. L)—</b>	<b>Cwts.</b>	<b>Cwts.</b>	<b>Cwts.</b>	<b>Cwts.</b>	<b>Cwts.</b>					
United Kingdom . . . . .	21,089	14,300	12,275	8,628	2,960	9,99,169	7,31,757	7,36,033	4,53,441	1,20,501
Ceylon . . . . .	..	..	150	..	..	..	..	7,298	..	..
Victoria . . . . .	500	..	..	..	..	24,001	..	..	..	..
<i>Australian Commonwealth (Total)</i>	500	..	..	..	..	24,001	..	..	..	..
<b>TOTAL BRITISH EMPIRE</b>	<b>21,589</b>	<b>14,300</b>	<b>12,425</b>	<b>8,628</b>	<b>2,960</b>	<b>9,63,169</b>	<b>7,31,757</b>	<b>7,43,331</b>	<b>4,53,441</b>	<b>1,20,501</b>
Sweden . . . . .	1,900	..	..	..	..	79,968	..	..	..	..
Germany . . . . .	1,460	2	..	178	70	63,404	80	..	7,870	3,267
France . . . . .	50	..	..	..	..	1,005	..	..	..	..
Spain . . . . .	700	..	..	..	..	30,024	..	..	..	..
Iraq . . . . .	45	..	..	..	..	1,795	..	..	..	..
Persia . . . . .	..	241	8	..	..	..	6,748	150	..	..
Portuguese East Africa . . . . .	..	..	..	587	..	..	..	..	25,384	..
United States of America— Via Atlantic Coast . . . . .	5,638	12,150	3,000	4,093	715	2,52,112	5,74,726	1,93,039	1,84,154	38,912
" Pacific " . . . . .	6,518	..	..	..	..	2,88,844	..	..	..	..
Other Foreign Countries . . . . .	10	..	..	..	..	585	..	..	..	12
<b>TOTAL FOREIGN COUNTRIES</b>	<b>16,316</b>	<b>12,393</b>	<b>3,008</b>	<b>4,858</b>	<b>785</b>	<b>7,17,737</b>	<b>5,81,554</b>	<b>1,93,189</b>	<b>2,17,908</b>	<b>37,191</b>
Share of Bengal . . . . .	31,392	24,199	9,661	5,952	1,798	14,03,478	11,97,791	6,12,700	3,14,603	84,541
" Bombay . . . . .	1,374	933	2,277	4,030	379	59,996	44,176	1,37,937	1,65,203	14,309
" Sind . . . . .	124	291	10	20	1,230	5,535	9,093	464	1,135	43,414
" Madras . . . . .	2,175	237	2,484	2,705	60	97,762	12,536	1,44,720	1,43,102	2,563
" Burma . . . . .	2,340	1,033	996	774	230	1,14,126	49,715	50,699	42,300	12,309
<b>TOTAL</b>	<b>37,905</b>	<b>26,693</b>	<b>15,428</b>	<b>13,481</b>	<b>3,745</b>	<b>16,80,897</b>	<b>13,13,311</b>	<b>9,36,520</b>	<b>6,71,349</b>	<b>1,57,695</b>
<b>Other sorts (III. L)—</b>	<b>Cwts.</b>	<b>Cwts.</b>	<b>Cwts.</b>	<b>Cwts.</b>	<b>Cwts.</b>					
United Kingdom . . . . .	..	..	..	2	..	..	..	45	456	..
Germany . . . . .	..	..	123	1	..	..	..	3,134	89	..
Share of Bengal . . . . .	..	..	123	3	..	..	..	3,179	545	..

No. 13—continued

ARTICLES AND COUNTRIES OF CONSIGNMENT; ALSO SHARE OF EACH PROVINCE	QUANTITY					VALUE				
	1927-28	1928-29	1929-30	1930-31	1931-32	1927-28	1928-29	1929-30	1930-31	1931-32
<b>Metals and Ores—continued</b>						R	R	R	R	R
<b>Copper—continued</b>										
Wrought—										
<i>Braziers (III. L)—</i>	<i>Cwts.</i>	<i>Cwts.</i>	<i>Cwts.</i>	<i>Cwts.</i>	<i>Cwts.</i>					
United Kingdom . . . . .	6	256	751	1	..	477	11,800	46,684	41	..
Straits Settlements (in- cluding Labuan) . . . . .	..	1	..	..	..	..	144	..	..	..
<b>TOTAL BRITISH EMPIRE . . . . .</b>	<b>6</b>	<b>257</b>	<b>751</b>	<b>1</b>	<b>..</b>	<b>477</b>	<b>11,944</b>	<b>46,684</b>	<b>41</b>	<b>..</b>
Germany . . . . .	773	30	338	127	..	38,462	1,738	18,545	4,080	..
Belgium . . . . .	607	40	..	..	..	27,982	2,059	..	..	..
France . . . . .	403	..	..	..	..	19,825	..	..	..	..
<b>TOTAL FOREIGN COUNTRIES . . . . .</b>	<b>1,783</b>	<b>70</b>	<b>338</b>	<b>127</b>	<b>..</b>	<b>86,269</b>	<b>3,847</b>	<b>18,545</b>	<b>4,080</b>	<b>..</b>
Share of Bombay . . . . .	..	326	1,089	127	..	..	15,647	65,229	4,080	..
" Madras . . . . .	1,789	..	..	..	..	86,746	..	..	..	..
" Burma . . . . .	..	1	..	1	..	..	144	..	41	..
<b>TOTAL . . . . .</b>	<b>1,789</b>	<b>327</b>	<b>1,089</b>	<b>128</b>	<b>..</b>	<b>86,746</b>	<b>16,791</b>	<b>65,229</b>	<b>4,121</b>	<b>..</b>
<b>Rods (III. L)—</b>	<i>Cwts.</i>	<i>Cwts.</i>	<i>Cwts.</i>	<i>Cwts.</i>	<i>Cwts.</i>					
United Kingdom . . . . .	3,650	2,462	4,786	3,304	13,409	2,05,276	1,39,738	3,28,857	2,04,902	5,20,124
Other British Possessions . . . . .	..	..	..	..	8	34	..	..	..	415
<b>TOTAL BRITISH EMPIRE . . . . .</b>	<b>3,650</b>	<b>2,462</b>	<b>4,786</b>	<b>3,304</b>	<b>13,417</b>	<b>2,05,310</b>	<b>1,39,738</b>	<b>3,28,857</b>	<b>2,04,902</b>	<b>5,20,539</b>
Germany . . . . .	5,680	2,780	1,868	1,509	3,486	2,94,567	1,49,359	1,22,694	80,920	1,26,455
Belgium . . . . .	165	58	96	622	448	9,820	3,280	6,849	28,488	17,451
France . . . . .	1,517	2,199	1,193	1,054	18	77,132	1,16,668	71,572	51,594	1,014
Japan . . . . .	20	..	..	..	9,200	1,120	..	..	..	3,18,502
United States of America— Via Atlantic Coast . . . . .	..	..	801	337	8,006	..	..	39,373	16,578	2,71,493
Other Foreign Countries . . . . .	..	..	..	..	3	..	..	..	..	125
<b>TOTAL FOREIGN COUNTRIES . . . . .</b>	<b>7,382</b>	<b>5,037</b>	<b>3,960</b>	<b>3,522</b>	<b>21,161</b>	<b>3,82,145</b>	<b>2,69,302</b>	<b>2,40,488</b>	<b>177,589</b>	<b>7,30,040</b>
Share of Bengal . . . . .	3,350	2,016	4,041	1,383	30,751	1,31,937	1,14,349	2,71,771	32,120	10,37,827
" Bombay . . . . .	6,154	3,289	4,124	2,926	1,783	3,23,862	1,76,727	2,59,868	1,60,962	74,346
" Sind . . . . .	79	1,553	1	2,008	1,580	4,901	81,695	75	1,10,570	65,438
" Madras . . . . .	1,210	434	506	441	449	63,514	24,247	32,066	24,682	22,300
" Burma . . . . .	239	203	74	68	15	13,241	12,022	5,565	4,187	668
<b>TOTAL . . . . .</b>	<b>11,032</b>	<b>7,499</b>	<b>8,746</b>	<b>6,826</b>	<b>34,578</b>	<b>5,37,455</b>	<b>4,09,040</b>	<b>5,69,345</b>	<b>3,82,491</b>	<b>12,50,579</b>
<b>Sheets (III. L)—</b>	<i>Cwts.</i>	<i>Cwts.</i>	<i>Cwts.</i>	<i>Cwts.</i>	<i>Cwts.</i>					
United Kingdom . . . . .	61,430	69,852	22,032	35,633	44,465	30,00,885	36,76,602	14,48,119	19,46,475	10,04,185
Ceylon . . . . .	127	7	34	16	..	6,910	495	1,915	529	..
<b>TOTAL BRITISH EMPIRE . . . . .</b>	<b>61,557</b>	<b>69,859</b>	<b>22,066</b>	<b>35,649</b>	<b>44,465</b>	<b>30,07,795</b>	<b>36,77,097</b>	<b>14,45,034</b>	<b>19,47,004</b>	<b>10,04,185</b>
Germany . . . . .	59,081	83,122	42,489	49,897	58,854	20,13,049	43,16,624	20,07,956	24,72,704	24,82,108
Netherlands . . . . .	20	..	..	..	..	1,818	..	..	..	..
Belgium . . . . .	33,125	18,974	7,006	7,218	2,658	15,79,027	9,50,140	4,19,271	3,61,094	1,16,895
France . . . . .	34,578	30,609	25,448	35,564	28,800	16,65,033	18,71,558	15,27,493	10,77,647	12,27,073
Austria . . . . .	..	..	..	263	10	..	..	..	11,283	426
Iraq . . . . .	86	..	4	..	..	4,300	..	234	..	..
Japan . . . . .	..	..	5,418	220	201	..	..	3,26,702	10,716	8,548
United States of America— Via Atlantic Coast . . . . .	106	2,401	34	29,020	7,020	3,771	1,25,891	2,692	1,04,020	3,95,870
Other Foreign Countries . . . . .	..	..	..	..	7	..	..	8	..	326
<b>TOTAL FOREIGN COUNTRIES . . . . .</b>	<b>126,996</b>	<b>141,106</b>	<b>80,899</b>	<b>122,182</b>	<b>97,140</b>	<b>61,72,398</b>	<b>72,64,219</b>	<b>46,84,416</b>	<b>68,38,164</b>	<b>41,41,196</b>

GENERAL IMPORTS

ARTICLES AND COUNTRIES OF CONSIGNMENT; ALSO SHARE OF EACH PROVINCE	QUANTITY					VALUE				
	1927-28	1928-29	1929-30	1930-31	1931-32	1927-28	1928-29	1929-30	1930-31	1931-32
						₹	₹	₹	₹	₹
<b>Metals and Ores—continued</b>										
<b>Copper—continued</b>										
<b>Wrought—continued</b>										
<b>Sheets (III. L)—contd.</b>	Cwts.	Cwts.	Cwts.	Cwts.	Cwts.					
<i>Share of Bengal</i>	22,226	28,000	11,587	15,623	13,158	10,89,272	15,42,650	8,40,226	8,99,389	6,29,650
<i>Bombay</i>	136,360	140,755	66,719	105,182	94,289	65,78,204	73,14,590	40,93,858	49,28,717	40,40,802
<i>Sind</i>	11,619	17,235	8,664	13,820	16,020	5,90,691	9,06,851	5,35,054	6,63,138	5,73,257
<i>Madras</i>	17,823	23,715	15,239	22,582	17,906	8,90,728	11,40,126	8,44,338	12,58,046	7,88,371
<i>Burma</i>	525	660	256	623	232	31,293	37,095	15,924	35,868	13,301
<b>TOTAL</b>	188,553	210,965	102,465	157,830	141,606	91,80,188	1,09,41,316	63,29,460	77,85,158	60,45,881
<b>Tubes (III. L)—</b>	Cwts.	Cwts.	Cwts.	Cwts.	Cwts.					
United Kingdom	1,837	684	1,044	668	1,045	1,29,380	60,174	95,266	52,827	58,881
Other British Possessions	..	..	3	..	..	68	..	168	..	..
<b>TOTAL BRITISH EMPIRE</b>	1,837	684	1,047	668	1,045	1,29,398	60,174	95,434	52,827	58,881
<b>Germany</b>	1,042	556	687	1,287	1,767	70,105	38,702	59,945	81,815	84,134
<b>Netherlands</b>	35	..	12	18	10	2,302	..	936	1,294	561
<b>Belgium</b>	913	1,036	732	638	101	58,188	67,916	52,755	40,999	5,212
<b>France</b>	671	505	808	1,489	304	39,606	38,239	70,832	87,281	15,370
<b>Italy</b>	..	..	..	7	25	..	..	..	500	1,230
<b>Austria</b>	77	..	19	36	71	4,714	..	1,737	2,958	3,745
<b>Hungary</b>	..	..	..	..	22	..	..	..	..	1,130
<b>Japan</b>	..	..	..	29	..	..	..	..	1,690	..
<b>United States of America—     Via Atlantic Coast</b>	1	38	36	2	2	125	3,911	4,614	262	288
<b>Other Foreign Countries</b>	..	..	..	..	..	25	20	4	..	1
<b>TOTAL FOREIGN COUNTRIES</b>	2,739	2,185	2,379	3,451	2,302	1,75,065	1,48,788	1,90,823	2,16,854	1,11,671
<b>Share of Bengal</b>	1,295	985	1,295	1,314	1,180	91,447	68,533	1,07,333	88,271	56,496
<i>Bombay</i>	2,435	301	1,190	1,642	1,029	1,61,866	57,685	1,00,133	1,03,534	52,402
<i>Sind</i>	26	124	140	140	200	7,746	10,463	10,919	10,050	12,329
<i>Madras</i>	342	603	617	874	832	22,100	46,479	51,328	58,332	46,834
<i>Burma</i>	358	326	184	149	66	31,304	35,802	16,544	11,494	3,441
<b>TOTAL</b>	4,576	2,819	3,426	4,119	3,347	3,04,463	2,08,962	2,86,257	2,89,681	1,70,502
<b>Wire, excluding wire of telegraph and telephone (III. L)—</b>	Cwts.	Cwts.	Cwts.	Cwts.	Cwts.					
United Kingdom	811	387	357	449	1,977	57,176	23,129	27,181	29,529	84,308
Ceylon	..	3	59	88	..	32	158	2,271	3,258	..
Straits Settlements (including Labuan)	2	..	..	98	..	135	..	..	3,454	..
Other British Possessions	..	4	11	..	..	..	160	557	..	22
<b>TOTAL BRITISH EMPIRE</b>	813	394	427	635	1,977	57,343	23,447	30,109	36,241	84,420



No. 13—continued

ARTICLES, AND COUNTRIES OF CONSIGNMENT, ALSO SHARE OF EACH PROVINCE	QUANTITY					VALUE				
	1927-28	1928-29	1929-30	1930-31	1931-32	1927-28	1928-29	1929-30	1930-31	1931-32
						R	R	R	R	R
<b>Metals and Ores—continued</b>										
<b>Copper—continued</b>										
<b>Wrought—continued</b>										
<b>Wire, excluding wire of telegraph and telephone (III. L)—continued</b>										
	Cwts.	Cwts.	Cwts.	Cwts.	Cwts.					
Germany . . . . .	1,311	1,028	920	916	871	81,799	63,794	62,959	49,633	40,670
Netherlands . . . . .	42	52	..	5	10	2,373	3,670	..	345	412
Belgium . . . . .	946	46	45	408	702	51,575	3,323	3,008	22,070	30,575
France . . . . .	921	1,104	1,685	1,538	708	62,807	64,050	1,18,144	89,761	30,229
Switzerland . . . . .	..	10	25	..	..	..	1,105	2,776	..	..
Hungary . . . . .	..	..	..	..	21	..	..	..	..	1,141
Iraq . . . . .	..	..	15	16	..	..	..	467	1,008	..
Japan . . . . .	4	..	20	67	57	272	..	1,021	3,559	2,840
United States of America—										
<i>Via Atlantic Coast</i> . . . . .	13	105	13	1,000	751	2,072	4,764	1,714	40,012	17,633
Other Foreign Countries . . . . .	..	..	..	..	47	..	..	..	1	1,063
<b>TOTAL FOREIGN COUNTRIES</b>	<b>3,237</b>	<b>2,345</b>	<b>2,723</b>	<b>3,950</b>	<b>3,162</b>	<b>2,00,893</b>	<b>1,41,675</b>	<b>1,90,149</b>	<b>2,07,289</b>	<b>1,24,563</b>
<b>Share of Bengal</b> . . . . .	<b>552</b>	<b>463</b>	<b>332</b>	<b>1,598</b>	<b>409</b>	<b>32,943</b>	<b>23,575</b>	<b>25,066</b>	<b>75,326</b>	<b>17,325</b>
<i>Bombay</i> . . . . .	<b>1,762</b>	<b>1,153</b>	<b>1,616</b>	<b>1,421</b>	<b>2,313</b>	<b>1,04,410</b>	<b>70,291</b>	<b>1,15,960</b>	<b>77,225</b>	<b>86,518</b>
<i>Sind</i> . . . . .	<b>67</b>	<b>44</b>	<b>31</b>	<b>46</b>	<b>1,946</b>	<b>4,531</b>	<b>2,344</b>	<b>1,714</b>	<b>2,774</b>	<b>33,907</b>
<i>Madras</i> . . . . .	<b>972</b>	<b>869</b>	<b>1,032</b>	<b>1,441</b>	<b>387</b>	<b>67,946</b>	<b>49,865</b>	<b>71,346</b>	<b>32,977</b>	<b>17,146</b>
<i>Burma</i> . . . . .	<b>707</b>	<b>200</b>	<b>39</b>	<b>79</b>	<b>34</b>	<b>43,411</b>	<b>13,547</b>	<b>5,732</b>	<b>4,723</b>	<b>3,523</b>
<b>TOTAL</b>	<b>4,050</b>	<b>2,739</b>	<b>3,150</b>	<b>4,585</b>	<b>5,139</b>	<b>2,58,241</b>	<b>1,65,122</b>	<b>2,20,258</b>	<b>2,43,530</b>	<b>2,08,933</b>
<b>Other manufactures (III. L)</b>										
	Cwts.	Cwts.	Cwts.	Cwts.	Cwts.					
United Kingdom . . . . .	2,206	3,785	3,264	3,550	3,338	1,96,983	2,60,931	2,88,888	2,61,954	1,78,448
Ceylon . . . . .	23	45	369	407	4	2,381	3,865	13,474	14,616	357
Straits Settlements ( <i>including Labuan</i> ) . . . . .	24	31	6	10	68	2,104	2,794	525	716	2,369
Hongkong . . . . .	11	6	2	7	..	1,497	939	197	711	..
Zanzibar and Pemba . . . . .	..	10	42	..	..	..	673	1,470	..	..
Anglo-Egyptian Sudan . . . . .	33	23	20	..	..	1,290	1,057	681	..	..
Other British Possessions . . . . .	6	3	..	..	..	266	225	25	10	..
<b>TOTAL BRITISH EMPIRE</b>	<b>2,363</b>	<b>3,903</b>	<b>3,703</b>	<b>3,974</b>	<b>3,455</b>	<b>2,04,521</b>	<b>2,70,484</b>	<b>3,05,200</b>	<b>2,78,007</b>	<b>1,81,174</b>
Germany . . . . .	3,001	2,440	1,452	1,264	2,326	2,43,059	2,38,081	1,90,992	1,62,621	1,10,374
Netherlands . . . . .	..	5	..	17	21	..	1,913	..	977	1,109
Belgium . . . . .	190	92	173	70	180	12,279	6,682	14,312	4,748	9,533
France . . . . .	205	273	173	629	1,370	14,415	16,056	14,541	49,936	54,955
Italy . . . . .	63	..	1	3	..	9,092	..	145	547	..
Austria . . . . .	15	16	54	2	..	1,951	1,914	5,515	340	..
China ( <i>exclusive of Hongkong and Macao</i> ) . . . . .	30	..	..	..	32	3,629	..	120	..	5,456
Japan . . . . .	40	32	1,264	645	594	3,408	3,242	33,656	36,860	29,657
United States of America—										
<i>Via Atlantic Coast</i> . . . . .	969	970	663	684	3,024	96,927	99,116	75,085	79,028	67,043
Other Foreign Countries . . . . .	16	3	16	4	..	1,519	1,254	501	393	29
<b>TOTAL FOREIGN COUNTRIES</b>	<b>4,529</b>	<b>3,342</b>	<b>73,801</b>	<b>3,318</b>	<b>6,547</b>	<b>3,36,278</b>	<b>4,18,253</b>	<b>3,84,867</b>	<b>3,35,500</b>	<b>2,87,290</b>

GENERAL IMPORTS

( 324 )

No. 13—continued

ARTICLES, AND COUNTRIES OF CONSIGNMENT; ALSO SHARE OF EACH PROVINCE	QUANTITY					VALUE				
	1927-28	1928-29	1929-30	1930-31	1931-32	1927-28	1928-29	1929-30	1930-31	1931-32
						R	R	R	R	R
<b>Metals and Ores—continued</b>										
<b>Copper—continued</b>										
Other manufactures (III. L)—continued	Cwts.	Cwts.	Cwts.	Cwts.	Cwts.					
Share of Bengal . . . . .	3,793	3,837	2,644	2,640	4,795	2,57,397	2,01,984	2,75,965	2,30,205	1,07,751
„ Bombay . . . . .	1,942	1,815	2,871	1,765	3,601	2,11,747	1,83,923	2,37,338	1,51,621	1,78,822
„ Sind . . . . .	209	474	210	1,032	1,168	20,803	58,949	21,592	74,019	58,591
„ Madras . . . . .	663	1,015	1,684	1,433	345	70,299	87,179	1,22,178	1,13,623	22,311
„ Burma] . . . . .	285	604	295	322	93	30,553	56,707	33,004	44,039	10,981
<b>TOTAL</b>	<b>6,892</b>	<b>7,745</b>	<b>7,504</b>	<b>7,202</b>	<b>10,002</b>	<b>5,90,799</b>	<b>6,88,742</b>	<b>6,90,127</b>	<b>6,18,507</b>	<b>4,68,471</b>
<b>Total Copper (excluding Ore)—</b>	<b>Cwts.</b>	<b>Cwts.</b>	<b>Cwts.</b>	<b>Cwts.</b>	<b>Cwts.</b>					
United Kingdom ] . . . . .	91,229	92,225	45,068	52,378	67,299	45,33,675	49,25,252	29,05,908	29,55,112	28,68,821
Aden and Dependencies . . . . .	35	123	166	205	51	1,230	3,865	5,862	6,495	1,761
Bahrain Islands . . . . .	144	202	139	152	164	4,898	6,578	4,607	4,862	5,196
Ceylon . . . . .	153	56	632	718	81	9,430	4,556	26,025	25,074	3,082
Straits Settlements (including Labuan) . . . . .	1,116	200	368	3,384	1,501	41,366	8,769	13,542	1,23,019	53,705
Hongkong . . . . .	11	6	5	7	..	1,497	939	307	711	..
Zanzibar and Pemba . . . . .	418	65	162	43	41	14,419	2,563	5,645	1,630	1,440
Kenya Colony . . . . .	31	34	94	144	135	1,046	1,026	3,312	4,593	4,235
Tanganyika Territory . . . . .	39	85	20	65	37	1,501	2,781	733	2,030	1,060
Anglo-Egyptian Sudan . . . . .	43	29	20	2	..	1,642	1,297	681	72	..
Mauritius and Dependencies . . . . .	91	88	124	107	23	3,404	3,117	6,148	3,370	1,065
Victoria . . . . .	500	..	..	..	..	24,001	..	..	..	..
Australian Commonwealth (Total) . . . . .	500	..	..	..	..	24,001	..	..	..	..
Other British Possessions . . . . .	9	..	34	32	2	476	..	907	773	71
<b>TOTAL BRITISH EMPIRE . . . . .</b>	<b>93,819</b>	<b>93,113</b>	<b>46,332</b>	<b>57,237</b>	<b>69,334</b>	<b>46,38,480</b>	<b>49,60,693</b>	<b>30,63,667</b>	<b>31,32,741</b>	<b>29,40,446</b>
Sweden ] . . . . .	1,900	..	..	..	..	79,993	..	..	..	..
Germany . . . . .	72,848	80,964	47,877	55,130	67,675	37,05,344	48,58,428	30,71,225	23,59,858	28,85,536
Netherlands . . . . .	97	57	12	40	41	5,938	5,583	936	2,616	2,172
Belgium . . . . .	35,956	20,246	8,054	3,951	4,089	17,38,962	10,33,406	4,96,255	4,58,899	1,79,656
France . . . . .	8,345	40,734	29,397	40,224	31,285	18,79,823	21,09,025	18,02,582	19,56,289	13,28,641
Spain . . . . .	700	..	..	..	..	30,024	..	..	..	..
Switzerland . . . . .	..	10	25	1	..	..	1,185	2,786	109	36
Italy . . . . .	97	..	7	10	61	10,312	..	370	1,107	1,398
Austria . . . . .	92	16	73	304	31	6,665	1,914	7,252	14,646	4,171
Hungary . . . . .	..	..	..	3	43	..	..	..	105	2,271
Muskat Territory and Trucial Oman . . . . .	7	43	33	152	134	245	1,429	1,164	3,437	3,303
Other Native States in Arabia . . . . .	48	108	65	86	262	1,535	3,373	2,221	2,851	7,625
Iraq . . . . .	1,157	1,038	783	910	514	43,049	32,353	26,930	32,140	15,916
Persia . . . . .	64	311	319	432	83	2,427	24,494	32,177	15,543	2,651
China (exclusive of Hongkong and Macao) . . . . .	30	..	373	..	32	3,629	..	15,060	..	5,456
Japan . . . . .	64	32	6,703	961	10,070	4,800	3,242	4,11,474	52,825	3,55,253
Portuguese East Africa . . . . .	50	4	8	609	43	1,854	113	230	20,625	1,196
Italian East Africa (Somaland and Eritrea) . . . . .	..	17	27	136	43	..	612	903	4,555	1,033
United States of America—										
Ft Atlantic Coast . . . . .	9,728	23,324	6,241	39,313	20,268	4,30,574	11,27,930	4,10,574	17,90,425	7,51,305
„ Pacific „ . . . . .	6,513	..	..	..	..	2,38,844	..	..	..	..
Other Foreign Countries . . . . .	11	11	10	6	21	928	1,309	376	326	362
<b>TOTAL FOREIGN COUNTRIES . . . . .</b>	<b>167,207</b>	<b>176,415</b>	<b>100,512</b>	<b>147,313</b>	<b>134,745</b>	<b>32,85,026</b>	<b>92,04,446</b>	<b>62,32,565</b>	<b>72,23,336</b>	<b>55,49,546</b>

## No. 13—continued

ARTICLES, AND COUNTRIES OF CONSIGNMENT; ALSO SHARE OF EACH PROVINCE	QUANTITY					VALUE				
	1927-28	1928-29	1929-30	1930-31	1931-32	1927-28	1928-29	1929-30	1930-31	1931-32
<b>Metals and Ores—continued</b>										
<b>Copper—concluded</b>						₹	₹	₹	₹	₹
<b>Total Copper (excluding Ore)—continued</b>	Cwts.	Cwts.	Cwts.	Cwts.	Cwts.					
Share of Bengal . . .	67,694	68,011	32,780	35,079	55,166	32,32,132	35,82,897	22,93,453	19,49,536	21,78,487
„ Bombay . . .	151,687	151,256	81,696	120,331	104,875	74,97,394	79,38,029	50,76,119	57,04,350	44,94,6
„ Sind . . .	12,196	20,361	9,345	17,503	23,296	6,34,302	10,38,749	5,76,324	8,72,473	3,74,02
„ Madras . . .	24,995	26,873	21,629	29,626	20,032	13,09,250	13,60,432	12,67,368	16,87,131	3,98,673
„ Burma . . .	4,454	3,027	1,894	2,016	710	2,58,928	1,95,032	1,27,468	1,42,637	44,280
<b>TOTAL</b>	<b>261,026</b>	<b>269,528</b>	<b>147,344</b>	<b>204,555</b>	<b>204,079</b>	<b>1,29,28,506</b>	<b>1,41,65,139</b>	<b>98,46,282</b>	<b>1,03,56,127</b>	<b>84,89,892</b>
<b>Ferro Alloys (III. L) (a)—</b>	Tons	Tons	Tons	Tons	Tons					
United Kingdom . . .	—	—	—	185	86	—	—	—	40,222	16,454
Sweden . . .	—	—	—	10	..	—	—	—	2,476	..
Norway . . .	—	—	—	297	280	—	—	—	77,722	67,060
Germany . . .	—	—	—	108	65	—	—	—	22,008	12,297
Netherlands . . .	—	—	—	..	105	—	—	—	..	31,356
Belgium . . .	—	—	—	5	..	—	—	—	1,675	..
Portugal . . .	—	—	—	..	190	—	—	—	..	47,854
Switzerland . . .	—	—	—	10	..	—	—	—	1,859	..
Greece . . .	—	—	—	..	656	—	—	—	..	1,68,872
Italy . . .	—	—	—	549	40	—	—	—	1,48,780	10,168
<b>TOTAL FOREIGN COUNTRIES</b>	<b>—</b>	<b>—</b>	<b>—</b>	<b>974</b>	<b>1,836</b>	<b>—</b>	<b>—</b>	<b>—</b>	<b>2,50,120</b>	<b>3,32,102</b>
Share of Bengal . . .	—	—	—	1,105	1,407	—	—	—	2,79,013	3,45,448
„ Bombay . . .	—	—	—	54	15	—	—	—	11,321	3,074
„ Sind . . .	—	—	—	..	..	—	—	—	..	84
„ Madras . . .	—	—	—	..	..	—	—	—	8	..
<b>TOTAL</b>	<b>—</b>	<b>—</b>	<b>—</b>	<b>1,159</b>	<b>1,422</b>	<b>—</b>	<b>—</b>	<b>—</b>	<b>2,90,842</b>	<b>3,48,556</b>
<b>German silver (including nickel silver) (III. L)—</b>	Cwts.	Cwts.	Cwts.	Cwts.	Cwts.					
United Kingdom . . .	2,520	3,309	3,401	2,213	2,178	2,14,388	2,75,229	2,72,394	1,72,921	1,55,498
Other British Possessions . . .	..	..	..	12	18	561	..	20	802	1,031
<b>TOTAL BRITISH EMPIRE</b>	<b>2,520</b>	<b>3,309</b>	<b>3,401</b>	<b>2,225</b>	<b>2,186</b>	<b>2,14,949</b>	<b>2,75,229</b>	<b>2,72,414</b>	<b>1,73,223</b>	<b>1,56,529</b>
Germany . . .	5,411	5,356	4,870	4,114	3,128	6,99,165	4,55,723	4,23,338	3,52,737	2,38,049
Belgium . . .	..	..	..	195	..	..	..	..	1,248	6
France . . .	..	246	1	..	81	..	20,452	552	..	5,589
Portugal . . .	..	..	18	..	..	..	..	1,451	..	..
Switzerland . . .	..	26	190	418	701	..	2,183	16,240	33,922	48,600
Italy . . .	1,004	6,877	5,007	4,509	4,296	1,15,821	5,60,216	4,27,732	3,85,106	2,75,562
Austria . . .	5,277	7,749	6,030	2,638	3,127	4,73,976	6,98,842	5,29,542	2,86,344	2,29,169
Czechoslovakia . . .	..	..	..	108	..	..	..	..	9,724	..
United States of America— Vid Atlantic Coast . . .	..	621	..	2,005	32	..	46,010	..	59,148	2,595
Other Foreign Countries . . .	1	..	11	1	..	114	..	806	501	..
<b>TOTAL FOREIGN COUNTRIES</b>	<b>14,693</b>	<b>20,875</b>	<b>16,127</b>	<b>14,033</b>	<b>11,865</b>	<b>12,94,076</b>	<b>17,78,431</b>	<b>13,99,661</b>	<b>10,78,815</b>	<b>7,94,520</b>
Share of Bengal . . .	5,166	5,286	4,956	6,311	2,938	4,79,345	4,73,069	4,39,432	4,26,033	2,17,395
„ Bombay . . .	11,617	18,250	14,007	9,585	10,447	9,83,648	15,15,209	11,73,253	7,82,869	7,23,304
„ Sind . . .	39	12	13	7	..	4,466	1,872	994	746	49
„ Madras . . .	391	636	552	355	116	41,566	63,442	58,396	36,341	10,276
„ Burma . . .	..	..	..	..	..	..	68	..	..	28
<b>TOTAL</b>	<b>17,213</b>	<b>24,184</b>	<b>19,528</b>	<b>16,258</b>	<b>13,551</b>	<b>15,09,025</b>	<b>20,58,660</b>	<b>16,72,075</b>	<b>12,52,038</b>	<b>9,51,049</b>
<b>Iron—</b>										
<b>Ore (III. F)—</b>	Tons	Tons	Tons	Tons	Tons					
United Kingdom . . .	..	..	1	..	..	..	..	105	148	..
Sweden . . .	..	15	23	50	27	..	1,766	2,937	6,197	3,819
France . . .	..	..	..	..	..	..	24	..	..	..
Belgium . . .	..	..	..	..	5	..	..	..	..	501
<b>TOTAL FOREIGN COUNTRIES</b>	<b>..</b>	<b>15</b>	<b>23</b>	<b>50</b>	<b>32</b>	<b>..</b>	<b>1,790</b>	<b>2,937</b>	<b>6,197</b>	<b>3,820</b>
Share of Bengal . . .	..	..	..	5	17	..	..	..	678	3,078
„ Bombay . . .	..	15	21	45	15	..	1,766	2,533	5,662	1,742
„ Madras . . .	..	..	3	..	..	..	24	459	..	..
<b>TOTAL</b>	<b>..</b>	<b>15</b>	<b>24</b>	<b>50</b>	<b>32</b>	<b>..</b>	<b>1,790</b>	<b>3,042</b>	<b>6,340</b>	<b>3,820</b>
<b>Pig (III. K)—</b>	Tons	Tons	Tons	Tons	Tons					
United Kingdom . . .	4,068	2,373	2,697	3,082	331	3,25,866	1,85,870	2,16,245	2,24,999	26,713
Other British Possessions . . .	..	..	..	..	..	..	4	..	..	..
<b>TOTAL BRITISH EMPIRE</b>	<b>4,068</b>	<b>2,373</b>	<b>2,697</b>	<b>3,082</b>	<b>331</b>	<b>3,25,866</b>	<b>1,85,874</b>	<b>2,16,245</b>	<b>2,24,999</b>	<b>26,713</b>

(a) Separately recorded from 1930-31.

GENERAL IMPORTS

No. 13—continued

ARTICLES AND COUNTRIES OF CONSIGNMENT; ALSO SHARE OF EACH PROVINCE	QUANTITY					VALUE				
	1927-28	1928-29	1929-30	1930-31	1931-32	1927-28	1928-29	1929-30	1930-31	1931-32
	Tons	Tons	Tons	Tons	Tons	Rs	Rs	Rs	Rs	Rs
<b>Metals and Ores—continued</b>										
<i>Iron—continued</i>										
<i>Pig (III. K)—continued</i>										
Sweden . . . . .	7	9	21	..	..	1,479	1,724	4,809	..	..
Norway . . . . .	549	6	..	..	..	1,45,880	1,625	..	..	..
Germany . . . . .	..	130	..	..	..	..	36,568	..	..	..
Belgium . . . . .	55	23	..	1	49	10,104	2,268	..	59	3,64
Switzerland . . . . .	..	109	..	..	..	..	29,935	..	..	..
Italy . . . . .	425	510	543	..	..	1,15,689	1,49,773	1,52,722	..	..
Other Foreign Countries . . . . .	..	..	1	..	..	196	..	60	45	..
<b>TOTAL FOREIGN COUNTRIES</b>	<b>1,036</b>	<b>787</b>	<b>505</b>	<b>1</b>	<b>49</b>	<b>2,73,328</b>	<b>2,21,893</b>	<b>1,57,091</b>	<b>104</b>	<b>3,642</b>
Share of Bengal . . . . .	1,468	1,226	1,298	360	194	3,10,496	2,55,621	2,22,640	71,771	9,297
"    Bombay . . . . .	1,599	460	690	1,476	51	1,33,275	38,399	55,707	1,07,009	7,110
"    Madras . . . . .	508	462	355	121	60	59,087	42,570	31,198	9,437	3,951
"    Burma . . . . .	1,429	1,012	919	526	145	95,338	70,877	63,791	36,386	9,997
<b>TOTAL</b>	<b>5,104</b>	<b>3,160</b>	<b>3,202</b>	<b>3,083</b>	<b>380</b>	<b>5,99,194</b>	<b>4,07,767</b>	<b>3,73,336</b>	<b>2,25,103</b>	<b>30,355</b>
<b>Manufactures—</b>										
<i>Angle, and tee, bolt, and rod (III. K)—</i>										
United Kingdom . . . . .	102	98	205	443	71	19,416	18,013	30,295	95,184	12,057
Ceylon . . . . .	..	37	10	4	16	..	10,010	2,623	1,095	3,667
Other British Possessions . . . . .	..	..	..	..	..	15	23	..	..	..
<b>TOTAL BRITISH EMPIRE</b>	<b>102</b>	<b>135</b>	<b>215</b>	<b>447</b>	<b>87</b>	<b>19,431</b>	<b>28,046</b>	<b>33,918</b>	<b>96,279</b>	<b>15,724</b>
Sweden . . . . .	..	..	..	1	..	..	..	..	365	..
Germany . . . . .	495	414	2	502	1,536	45,793	40,019	413	44,384	1,43,368
Belgium . . . . .	..	523	108	266	555	94	49,506	13,452	25,583	47,355
France . . . . .	..	101	..	..	..	..	9,478	..	..	..
Hungary . . . . .	..	251	..	..	..	..	23,225	..	..	..
<b>TOTAL FOREIGN COUNTRIES</b>	<b>495</b>	<b>1,289</b>	<b>110</b>	<b>769</b>	<b>2,090</b>	<b>45,887</b>	<b>1,22,228</b>	<b>13,865</b>	<b>70,332</b>	<b>1,90,723</b>
Share of Bengal . . . . .	562	1,344	147	301	2,125	58,468	1,33,414	23,455	77,904	1,95,538
"    Bombay . . . . .	4	16	10	2	2	429	3,039	2,683	470	443
"    Sind . . . . .	14	1	..	402	33	2,494	382	..	35,657	5,880
"    Madras . . . . .	9	57	18	4	23	2,285	13,033	4,004	1,121	4,314
"    Burma . . . . .	8	7	150	7	1	1,642	1,406	17,541	1,450	222
Protected . . . . .	67	80	296	453	83	10,989	17,068	44,044	97,143	14,495
Not protected . . . . .	530	1,344	39	758	2,094	54,329	1,33,211	8,839	70,468	1,91,952
<b>TOTAL</b>	<b>597</b>	<b>1,424</b>	<b>325</b>	<b>1,210</b>	<b>2,177</b>	<b>65,318</b>	<b>1,50,274</b>	<b>52,883</b>	<b>1,69,611</b>	<b>2,06,447</b>

No. 13—continued

ARTICLES, AND COUNTRIES OF CONSIGNMENT; ALSO SHARE OF EACH PROVINCE	QUANTITY					VALUE				
	1927-28	1928-29	1929-30	1930-31	1931-32	1927-28	1928-29	1929-30	1930-31	1931-32
						₹	₹	₹	₹	₹
<b>Metals and Ores—continued</b>										
<i>Iron—continued</i>										
<i>Manufactures—continued</i>										
<b>Bars and channels (III. K)—</b>	Tons	Tons	Tons	Tons	Tons					
United Kingdom . . . . .	1,865	1,593	1,723	999	480	5,31,101	4,06,664	4,49,565	2,53,031	1,17,281
Ceylon . . . . .	3	11	30	2	1	593	919	2,739	682	309
Other British Possessions	..	..	..	1	..	28	142	..	94	8
<b>TOTAL BRITISH EMPIRE</b>	<b>1,868</b>	<b>1,604</b>	<b>1,753</b>	<b>1,002</b>	<b>481</b>	<b>5,31,722</b>	<b>4,07,725</b>	<b>4,52,304</b>	<b>2,53,807</b>	<b>1,17,548</b>
Sweden . . . . .	1,008	1,042	554	508	465	2,43,062	2,61,058	1,42,115	1,01,505	1,14,108
Norway . . . . .	..	..	88	..	..	..	..	8,764	..	..
Germany . . . . .	27	64	62	575	53	4,795	15,209	15,430	63,658	13,211
Netherlands . . . . .	7	34	1	..	..	1,765	3,052	130	..	..
Belgium . . . . .	1,988	2,596	2,367	1,851	314	1,88,865	2,36,770	2,35,596	1,76,856	31,940
Luxemburg . . . . .	..	5	28	..	10	..	519	2,970	..	845
France . . . . .	51	..	..	8	16	5,390	..	..	1,775	1,486
Czechoslovakia . . . . .	..	..	..	250	..	..	..	..	21,050	..
Other Foreign Countries . . . . .	..	1	..	4	..	20	712	18	922	6
<b>TOTAL FOREIGN COUNTRIES.</b>	<b>3,081</b>	<b>3,742</b>	<b>3,045</b>	<b>3,196</b>	<b>858</b>	<b>4,44,797</b>	<b>5,17,320</b>	<b>4,05,023</b>	<b>3,96,666</b>	<b>1,61,544</b>
<i>Share of Bengal</i> . . . . .	1,188	1,180	1,276	1,300	300	3,33,606	3,10,379	3,66,155	2,49,841	31,934
" <i>Bombay</i> . . . . .	426	204	358	312	123	85,861	41,802	61,462	62,593	27,632
" <i>Sind</i> . . . . .	55	85	29	4	27	18,744	18,901	8,591	1,022	5,168
" <i>Madras</i> . . . . .	2,494	1,370	684	725	513	4,52,327	3,23,073	1,68,439	1,64,646	1,29,590
" <i>Burma</i> . . . . .	786	2,507	2,451	1,767	326	85,981	2,30,390	2,72,830	1,72,371	31,413
Protected . . . . .	1,986	2,696	2,309	1,877	370	1,02,455	2,58,337	2,50,555	1,86,201	39,435
Not protected . . . . .	3,013	2,650	2,399	2,321	919	7,84,064	6,66,708	6,06,772	4,64,212	2,39,607
<b>TOTAL</b>	<b>4,949</b>	<b>5,346</b>	<b>4,798</b>	<b>4,198</b>	<b>1,289</b>	<b>9,76,510</b>	<b>9,25,045</b>	<b>8,57,327</b>	<b>6,50,473</b>	<b>2,70,092</b>
<b>Rice bowls (III. K)—</b>	Tons	Tons	Tons	Tons	Tons					
United Kingdom . . . . .	405	258	254	148	107	1,71,914	95,281	91,069	54,394	39,847
Straits Settlements (including Labuan)	11	4	1	..	1	3,960	1,525	689	266	772
Other British Possessions	..	..	..	1	1	285	363	237	525	273
<b>TOTAL BRITISH EMPIRE</b>	<b>416</b>	<b>262</b>	<b>255</b>	<b>149</b>	<b>109</b>	<b>1,76,159</b>	<b>97,169</b>	<b>92,045</b>	<b>55,185</b>	<b>40,892</b>
Germany . . . . .	6	..	..	1	..	4,608	..	..	506	..
Netherlands . . . . .	8	..	..	..	..	2,698	5	..	..	..
China (exclusive of Hong-kong and Macão).	2	3	2	1	..	616	1,368	700	905	93
Other Foreign Countries . . . . .	..	..	..	1	3	..	..	6	305	906
<b>TOTAL FOREIGN COUNTRIES</b>	<b>15</b>	<b>3</b>	<b>2</b>	<b>3</b>	<b>3</b>	<b>7,822</b>	<b>1,373</b>	<b>706</b>	<b>1,716</b>	<b>999</b>
<i>Share of Bengal</i> . . . . .	18	23	13	2	11	5,939	2,356	4,899	302	4,270
" <i>Bombay</i> . . . . .	32	60	33	29	27	10,204	19,115	25,226	8,359	7,725
" <i>Madras</i> . . . . .	165	90	86	61	43	65,915	34,539	31,683	22,791	16,281
" <i>Burma</i> . . . . .	216	37	76	60	31	1,01,853	35,532	30,943	24,449	12,615
<b>TOTAL</b>	<b>431</b>	<b>265</b>	<b>257</b>	<b>152</b>	<b>112</b>	<b>1,88,061</b>	<b>98,542</b>	<b>92,761</b>	<b>56,901</b>	<b>41,891</b>

GENERAL IMPORTS

( 328 )

No. 13—continued

ARTICLES, AND COUNTRIES OF CONSIGNMENT; ALSO SHARE OF EACH PROVINCE	QUANTITY					VALUE				
	1927-28	1928-29	1929-30	1930-31	1931-32	1927-28	1928-29	1929-30	1930-31	1931-32
	Tons	Tons	Tons	Tons	Tons	R	R	R	R	R
<b>Metals and Ores—continued</b>										
<i>Iron—concluded</i>										
<i>Total Iron (excluding ore)—</i>										
United Kingdom . . . . .	6,440	4,822	4,879	4,672	939	10,48,297	7,05,828	7,93,174	6,27,608	1,95,848
Ceylon . . . . .	8	48	40	6	17	647	10,937	5,202	1,777	3,976
Straits Settlements (including Labuan) . . . . .	11	4	1	1	1	4,003	1,667	689	360	780
Other British Possessions . . . . .	..	..	..	1	1	211	382	287	525	278
<b>TOTAL BRITISH EMPIRE . . . . .</b>	<b>6,454</b>	<b>4,874</b>	<b>4,920</b>	<b>4,680</b>	<b>958</b>	<b>10,53,158</b>	<b>7,18,814</b>	<b>7,99,412</b>	<b>6,30,270</b>	<b>2,00,877</b>
Sweden . . . . .	1,015	1,051	575	509	405	2,45,441	2,62,782	1,46,424	1,31,870	1,14,106
Norway . . . . .	549	6	33	..	..	1,45,860	1,625	3,704	..	..
Germany . . . . .	527	608	64	1,078	1,588	55,196	91,791	15,843	1,08,548	1,56,579
Netherlands . . . . .	15	34	1	..	..	4,363	3,057	130	..	..
Belgium . . . . .	2,043	3,142	2,475	2,118	921	1,00,068	2,88,544	2,49,048	2,02,498	83,801
Luxemburg . . . . .	..	5	28	..	10	..	519	2,970	..	845
France . . . . .	51	101	..	8	16	5,390	9,478	..	1,775	1,436
Switzerland . . . . .	..	109	..	..	..	..	29,935	..	..	..
Italy . . . . .	425	511	543	..	..	1,15,639	1,50,480	1,52,722	..	..
Hungary . . . . .	..	251	..	..	..	..	23,225	..	..	..
Czechoslovakia . . . . .	..	..	..	250	..	300	..	..	21,950	..
China (exclusive of Hong-kong and Macao) . . . . .	2	3	2	1	..	616	1,878	700	905	93
Other Foreign Countries . . . . .	..	..	1	5	..	216	..	84	1,272	48
<b>TOTAL FOREIGN COUNTRIES . . . . .</b>	<b>4,627</b>	<b>5,821</b>	<b>3,722</b>	<b>3,969</b>	<b>3,000</b>	<b>7,71,834</b>	<b>8,62,814</b>	<b>5,76,685</b>	<b>4,68,818</b>	<b>3,56,908</b>
<i>Share of Bengal . . . . .</i>	<i>3,236</i>	<i>3,778</i>	<i>2,733</i>	<i>3,153</i>	<i>2,553</i>	<i>7,08,559</i>	<i>7,07,670</i>	<i>6,12,149</i>	<i>4,00,318</i>	<i>2,94,089</i>
" <i>Bombay . . . . .</i>	<i>2,061</i>	<i>739</i>	<i>1,141</i>	<i>1,319</i>	<i>203</i>	<i>2,29,769</i>	<i>1,02,855</i>	<i>1,45,078</i>	<i>1,78,940</i>	<i>42,960</i>
" <i>Sind . . . . .</i>	<i>69</i>	<i>86</i>	<i>29</i>	<i>406</i>	<i>60</i>	<i>21,238</i>	<i>19,233</i>	<i>3,591</i>	<i>86,679</i>	<i>11,048</i>
" <i>Madras . . . . .</i>	<i>3,276</i>	<i>1,979</i>	<i>1,143</i>	<i>911</i>	<i>639</i>	<i>5,79,614</i>	<i>4,13,215</i>	<i>3,25,324</i>	<i>1,97,995</i>	<i>1,54,436</i>
" <i>Burma . . . . .</i>	<i>2,439</i>	<i>3,613</i>	<i>3,596</i>	<i>2,360</i>	<i>503</i>	<i>2,85,812</i>	<i>3,38,605</i>	<i>3,84,955</i>	<i>2,35,156</i>	<i>55,252</i>
{ Protected . . . . .	2,008	2,776	2,685	2,335	458	2,03,444	2,75,400	2,94,599	2,82,404	58,980
{ Not protected . . . . .	9,078	7,419	5,957	6,314	3,505	16,21,548	13,06,228	10,81,498	8,16,684	5,03,805
<b>TOTAL . . . . .</b>	<b>11,081</b>	<b>10,195</b>	<b>8,642</b>	<b>8,649</b>	<b>3,958</b>	<b>18,24,992</b>	<b>15,81,628</b>	<b>13,76,097</b>	<b>10,99,088</b>	<b>5,57,785</b>
<i>Steel—</i>										
<i>Angle and tee (III. K)—</i>										
United Kingdom . . . . .	23,032	28,959	20,657	10,569	4,522	27,10,820	34,98,829	25,70,715	13,32,911	5,74,783
Ceylon . . . . .	8	1	..	15	5	300	103	..	3,259	623
<b>TOTAL BRITISH EMPIRE . . . . .</b>	<b>23,035</b>	<b>28,960</b>	<b>20,657</b>	<b>10,584</b>	<b>4,527</b>	<b>27,11,120</b>	<b>34,98,932</b>	<b>25,70,715</b>	<b>13,36,170</b>	<b>5,75,356</b>
Denmark . . . . .	209	..	..	..	..	25,509	..	..	..	..
Germany . . . . .	1,877	4,540	791	624	130	1,03,632	4,25,004	76,975	52,801	11,256
Netherlands . . . . .	2	11	3	5	..	450	1,064	354	591	..
Belgium . . . . .	23,942	22,600	27,038	12,740	9,900	26,81,727	22,65,402	28,27,941	11,52,887	7,91,889
Luxemburg . . . . .	1,763	1,960	1,576	1,930	1,637	1,49,988	1,37,606	1,52,048	1,62,844	1,41,576
France . . . . .	10,895	8,648	5,419	1,800	2,193	9,51,478	8,77,442	5,57,613	1,53,783	1,74,812
Italy . . . . .	25	..	..	..	..	2,439	..	..	..	..
Austria . . . . .	97	23	..	..	..	18,574	1,882	..	..	..
Hungary . . . . .	47	15	..	..	..	5,587	1,182	..	..	..
United States of America—										
<i>Yld Atlantic Coast . . . . .</i>	<i>..</i>	<i>7</i>	<i>17</i>	<i>13</i>	<i>..</i>	<i>136</i>	<i>4,749</i>	<i>5,150</i>	<i>5,928</i>	<i>..</i>
<i>Other Foreign Countries . . . . .</i>	<i>..</i>	<i>9</i>	<i>..</i>	<i>..</i>	<i>..</i>	<i>42</i>	<i>783</i>	<i>13</i>	<i>..</i>	<i>..</i>
<b>TOTAL FOREIGN COUNTRIES . . . . .</b>	<b>42,857</b>	<b>37,813</b>	<b>34,844</b>	<b>17,112</b>	<b>13,860</b>	<b>39,94,562</b>	<b>37,65,114</b>	<b>36,20,094</b>	<b>15,23,834</b>	<b>11,19,538</b>

No. 13—continued

ARTICLES, AND COUNTRIES OF CONSIGNMENT; ALSO SHARE OF EACH PROVINCE	QUANTITY					VALUE				
	1927-28	1928-29	1929-30	1930-31	1931-32	1927-28	1928-29	1929-30	1930-31	1931-32
						R	R	R	R	R
<b>Metals and Ores—continued</b>										
<b>Steel—continued</b>										
Angle and tee (III. K)— continued	Tons	Tons	Tons	Tons	Tons					
Share of Bengal . . . . .	30,520	29,780	19,857	8,812	3,329	30,20,507	31,37,020	22,69,931	10,22,602	3,45,870
„ Bombay . . . . .	17,373	16,497	15,733	8,014	7,517	16,54,368	16,80,840	15,91,785	7,04,056	6,55,419
„ Sind . . . . .	9,307	11,987	10,156	5,158	4,801	11,07,929	14,36,020	12,09,213	4,81,872	4,23,691
„ Madras . . . . .	4,783	4,442	6,465	3,128	1,778	4,30,358	4,64,116	7,10,553	3,47,764	1,62,793
„ Burma . . . . .	3,909	4,067	3,390	2,584	962	4,42,520	4,96,051	4,09,327	3,08,710	1,07,116
{ Protected . . . . .	65,668	66,404	55,810	26,818	18,350	66,60,187	71,95,611	61,53,294	27,60,043	16,89,704
{ Not protected } . . . . .	224	360	101	878	31	36,495	68,435	37,515	1,04,061	1,185
<b>TOTAL</b> . . . . .	<b>65,892</b>	<b>66,778</b>	<b>55,911</b>	<b>27,696</b>	<b>18,387</b>	<b>67,05,682</b>	<b>72,64,046</b>	<b>61,90,809</b>	<b>28,65,004</b>	<b>16,94,889</b>
<b>Spring (III. K)—</b>										
United Kingdom . . . . .	1,612	317	23	287	573	2,68,362	51,453	5,992	44,216	83,008
Straits Settlements (including Labuan) . . . . .	..	..	..	..	..	46	40	..	5	..
<b>TOTAL BRITISH EMPIRE</b> . . . . .	<b>1,612</b>	<b>317</b>	<b>23</b>	<b>287</b>	<b>573</b>	<b>2,68,408</b>	<b>51,493</b>	<b>5,992</b>	<b>44,221</b>	<b>83,008</b>
Germany . . . . .	417	48	67	167	..	73,527	4,090	10,075	19,455	..
Netherlands . . . . .	..	..	..	..	3	..	..	..	..	1,662
Belgium . . . . .	103	134	..	37	88	12,920	16,088	..	3,885	11,652
France . . . . .	60	89	..	..	..	7,271	9,780	..	..	..
Austria . . . . .	8	..	..	..	..	3,177	..	..	7	..
Other Foreign Countries . . . . .	..	..	..	1	..	217	..	..	315	20
<b>TOTAL FOREIGN COUNTRIES</b> . . . . .	<b>588</b>	<b>266</b>	<b>67</b>	<b>205</b>	<b>91</b>	<b>97,112</b>	<b>29,953</b>	<b>10,075</b>	<b>23,662</b>	<b>13,334</b>
Share of Bengal . . . . .	204	4	7	6	21	42,049	1,945	2,163	2,946	3,821
„ Bombay . . . . .	1,431	499	7	430	631	2,30,950	63,986	2,128	63,245	90,780
„ Sind . . . . .	496	..	..	2	..	63,631	8	140	376	..
„ Madras . . . . .	46	..	..	3	..	13,504	..	29	479	15
„ Burma . . . . .	23	80	76	1	13	6,326	10,512	11,608	337	1,736
<b>TOTAL</b> . . . . .	<b>2,200</b>	<b>588</b>	<b>90</b>	<b>492</b>	<b>664</b>	<b>3,65,520</b>	<b>81,451</b>	<b>16,067</b>	<b>67,883</b>	<b>96,342</b>
<b>Iron (other than Cast Steel) (III. K)—</b>										
United Kingdom . . . . .	23,015	46,616	32,296	20,408	10,998	36,19,890	62,41,796	47,64,486	30,54,579	15,73,726
Ceylon . . . . .	31	1	5	..	1	2,776	466	611	14	237
Straits Settlements (including Labuan) . . . . .	..	..	3	7	6	316	98	638	1,099	1,543
Other British Possessions . . . . .	..	3	2	..	1	..	475	234	10	83
<b>TOTAL BRITISH EMPIRE</b> . . . . .	<b>23,046</b>	<b>46,622</b>	<b>32,306</b>	<b>20,415</b>	<b>11,006</b>	<b>36,22,985</b>	<b>62,42,835</b>	<b>47,65,949</b>	<b>30,55,702</b>	<b>16,75,591</b>

GENERAL IMPORTS

ARTICLES, AND COUNTRIES OF CONSIGNMENT; ALSO SHARE OF EACH PROVINCE	QUANTITY					VALUE				
	1927-28	1928-29	1929-30	1930-31	1931-32	1927-28	1928-29	1929-30	1930-31	1931-32
						R	R	R	R	R
<b>Metals and Ores—continued</b>										
<b>Steel—continued</b>										
<b>Bars (other than Cast Steel) (III. K)—continued</b>	Tons	Tons	Tons	Tons	Tons					
Sweden . . . . .	741	859	850	561	662	2,38,520	2,07,420	2,01,940	1,55,546	1,87,568
Norway . . . . .	2	17	1	1	1	224	7,085	176	78	124
Denmark . . . . .	729	1	..	..	..	88,244	115	..	..	..
Germany . . . . .	14,263	13,716	10,853	2,794	1,370	12,68,538	14,09,818	11,31,490	2,70,672	1,63,261
Netherlands . . . . .	1	64	162	95	6	136	7,621	19,182	9,886	882
Belgium . . . . .	110,600	80,233	81,517	43,684	33,535	1,03,31,446	82,80,138	85,32,053	33,95,550	25,64,027
Luxemburg . . . . .	22,003	15,805	38,011	14,408	20,842	18,99,241	16,60,022	33,08,335	12,07,078	15,92,438
France . . . . .	8,797	12,332	6,034	5,158	5,029	7,72,669	12,62,584	6,43,364	4,55,860	3,88,020
Portugal . . . . .	..	..	12	..	..	..	..	1,391	..	..
Italy . . . . .	191	46	15	32	10	10,195	13,686	10,768	19,767	9,683
Austria . . . . .	346	17	8	..	..	32,781	3,942	1,823	21	..
Hungary . . . . .	348	40	..	..	..	32,643	4,127	..	..	..
Czechoslovakia . . . . .	8	35	25	221	54	1,097	10,752	16,415	45,258	17,877
Japan . . . . .	..	..	..	..	11	..	..	..	..	4,158
United States of America—										
Via Atlantic Coast . . . . .	..	52	10	1	..	176	15,414	2,453	1,825	1,990
,, Pacific ,, . . . . .	..	..	..	..	8	..	..	..	..	2,939
Other Foreign Countries . . . . .	..	1	..	..	..	..	122	..	2	..
<b>TOTAL FOREIGN COUNTRIES</b>	<b>158,029</b>	<b>123,224</b>	<b>186,998</b>	<b>66,955</b>	<b>61,528</b>	<b>1,46,85,510</b>	<b>1,29,52,146</b>	<b>1,44,89,390</b>	<b>60,61,038</b>	<b>49,33,557</b>
<b>Share of Bengal . . . . .</b>	<b>46,419</b>	<b>50,968</b>	<b>43,193</b>	<b>13,837</b>	<b>16,422</b>	<b>47,61,319</b>	<b>59,06,429</b>	<b>53,92,566</b>	<b>23,59,327</b>	<b>15,94,629</b>
,, Bombay . . . . .	61,240	49,756	55,088	22,776	21,158	59,00,306	55,37,519	58,47,213	21,49,451	18,39,838
,, Sind . . . . .	26,007	30,434	24,720	20,649	15,265	28,58,451	33,44,714	27,32,719	19,31,766	12,25,732
,, Madras . . . . .	36,925	29,883	36,976	19,495	17,342	33,32,269	33,19,115	41,76,479	20,27,190	15,34,961
,, Burma . . . . .	10,434	3,305	9,327	5,663	2,347	11,55,750	10,35,204	11,06,362	6,43,412	2,63,988
{ Protected . . . . .	126,442	104,251	98,477	60,788	32,127	1,23,86,111	1,12,86,612	1,09,05,915	52,42,676	30,62,107
{ Not protected . . . . .	54,633	65,595	70,827	36,582	40,407	59,22,384	79,08,369	83,49,444	38,74,064	34,47,041
<b>TOTAL</b>	<b>181,075</b>	<b>169,846</b>	<b>169,304</b>	<b>87,370</b>	<b>72,534</b>	<b>1,83,08,495</b>	<b>1,91,94,981</b>	<b>1,92,55,359</b>	<b>91,16,740</b>	<b>65,09,148</b>
<b>Cast—</b>										
<b>Tool steel—</b>										
<b>High speed (III. K)—</b>	Tons	Tons	Tons	Tons	Tons					
United Kingdom . . . . .	252	323	282	201	128	2,93,365	2,35,380	3,15,812	2,11,733	1,19,783
Other British Possessions . . . . .	..	..	..	..	..	..	32	215	317	..
<b>TOTAL BRITISH EMPIRE</b>	<b>252</b>	<b>323</b>	<b>282</b>	<b>201</b>	<b>128</b>	<b>2,93,365</b>	<b>2,35,362</b>	<b>3,16,027</b>	<b>2,12,100</b>	<b>1,19,783</b>
Sweden . . . . .	..	..	..	..	7	..	..	456	217	5,769
Germany . . . . .	11	3	32	14	7	7,378	5,169	86,409	22,437	11,323
Netherlands . . . . .	..	..	..	..	19	..	..	..	..	3,119
Belgium . . . . .	28	5	3	15	3	60,781	18,816	17,833	85,297	5,263
Luxemburg . . . . .	..	31	..	..	..	..	2,704	..	..	..
France . . . . .	8	11	4	12	2	68,907	54,483	19,121	49,548	18,575
Italy . . . . .	..	..	7	2	..	..	..	18,817	6,567	670
Austria . . . . .	..	8	2	9	2	57	14,110	2,205	13,796	2,785
Czechoslovakia . . . . .	..	16	91	63	15	..	19,212	1,13,586	92,423	20,150
Persia . . . . .	..	2	..	..	..	..	6,404	..	..	..
United States of America—										
Via Atlantic Coast . . . . .	..	16	..	..	..	..	5,813	165	20	33
Other Foreign Countries . . . . .	..	..	1	..	..	..	98	500	..	379
<b>TOTAL FOREIGN COUNTRIES</b>	<b>47</b>	<b>92</b>	<b>140</b>	<b>115</b>	<b>55</b>	<b>1,37,423</b>	<b>1,26,759</b>	<b>2,54,092</b>	<b>2,20,300</b>	<b>63,067</b>



No. 13—continued

ARTICLES, AND COUNTRIES OF CONSIGNMENT; ALSO SHARE OF EACH PROVINCE	QUANTITY					VALUE				
	1927-28	1928-29	1929-30	1930-31	1931-32	1927-28	1928-29	1929-30	1930-31	1931-32
	Tons	Tons	Tons	Tons	Tons	R	R	R	R	R
<b>Metals and Ores—continued</b>										
<b>Steel—continued</b>										
<b>Cast—continued</b>										
<b>Tool steel—continued</b>										
<b>High speed (III. K)— continued.</b>										
<i>Share of Bengal . . . . .</i>	22	16	47	11	21	71,288	32,105	36,112	26,410	3,801
<i>„ Bombay . . . . .</i>	49	75	159	113	59	2,03,431	1,72,469	3,05,505	2,04,334	1,01,910
<i>„ Sind . . . . .</i>	11	15	11	19	3	23,415	35,993	11,939	33,566	6,408
<i>„ Madras . . . . .</i>	8	9	29	57	31	29,139	24,427	48,545	62,210	54,373
<i>„ Burma . . . . .</i>	209	300	176	116	19	1,03,465	97,127	1,68,018	1,00,830	16,358
<b>TOTAL</b>	299	415	422	316	183	4,30,788	3,62,121	5,70,119	4,32,400	1,82,850
<b>Carbon (III. K)—</b>										
<b>United Kingdom . . . . .</b>	337	232	297	202	175	1,24,413	98,918	1,38,186	70,978	73,738
<b>Other British Possessions . . . . .</b>	..	..	..	..	..	..	595	84	20	45
<b>TOTAL BRITISH EMPIRE</b>	337	232	297	202	175	1,24,413	99,508	1,38,270	70,998	73,783
<b>Sweden . . . . .</b>	13	20	12	6	4	6,328	9,877	5,656	2,788	2,103
<b>Norway . . . . .</b>	..	..	5	..	..	..	..	1,677	..	..
<b>Germany . . . . .</b>	18	10	36	14	5	10,313	4,279	24,347	5,462	3,004
<b>Belgium . . . . .</b>	4	4	9	..	..	3,873	2,934	5,080	..	..
<b>France . . . . .</b>	..	..	2	17	4	10	..	681	18,938	3,915
<b>Switzerland . . . . .</b>	..	..	..	..	2	..	..	..	..	1,147
<b>Italy . . . . .</b>	..	16	4	1	..	50	11,575	1,866	672	38
<b>Austria . . . . .</b>	46	21	6	4	..	20,768	16,194	3,231	2,780	35
<b>Hungary . . . . .</b>	..	3	..	..	..	..	1,830	..	..	..
<b>Czechoslovakia . . . . .</b>	..	7	149	10	40	..	7,030	1,33,828	7,418	22,059
<b>United States of America— via Atlantic Coast . . . . .</b>	..	2	1	..	..	..	1,903	19,346	2,087	83
<b>TOTAL FOREIGN COUNTRIES</b>	81	83	224	52	55	41,337	55,272	1,96,212	35,145	32,384
<i>Share of Bengal . . . . .</i>	3	..	3	3	15	2,255	663	3,765	3,732	5,099
<i>„ Bombay . . . . .</i>	340	206	280	127	34	1,42,389	1,09,904	2,16,559	66,930	45,924
<i>„ Sind . . . . .</i>	52	101	69	49	13	16,451	41,997	25,693	14,009	3,126
<i>„ Madras . . . . .</i>	23	3	157	64	117	5,155	2,216	56,851	24,167	40,416
<i>„ Burma . . . . .</i>	..	..	7	6	1	..	..	31,814	6,305	11,602
<b>TOTAL</b>	413	315	521	254	230	1,95,750	1,54,780	3,34,482	1,15,143	1,06,167
<b>Cast steel bars (III. K)—</b>										
<b>United Kingdom . . . . .</b>	285	398	267	238	123	2,36,105	3,87,497	1,18,186	83,084	58,558
<b>Straits Settlements (including Labuan) . . . . .</b>	..	2	1	..	..	..	1,514	277	..	46
<b>Other British Possessions . . . . .</b>	..	..	..	..	..	56	..	..	..	..
<b>TOTAL BRITISH POSSESSIONS</b>	285	400	268	238	123	2,36,161	3,89,011	1,18,463	83,084	58,604
<b>Sweden . . . . .</b>	30	24	15	..	..	9,044	10,990	4,640	..	..
<b>Germany . . . . .</b>	6	12	4	56	5	6,676	4,434	2,716	21,041	4,580
<b>Belgium . . . . .</b>	28	14	10	10	..	11,905	2,692	3,944	1,882	..
<b>France . . . . .</b>	3	4	..	7	..	17,196	21,865	..	5,937	776
<b>Italy . . . . .</b>	..	9	..	..	..	..	10,844	99	118	871
<b>Austria . . . . .</b>	3	1	3	..	..	4,416	758	680	..	..
<b>Czechoslovakia . . . . .</b>	..	5	29	..	..	..	3,755	14,536	320	..
<b>Portuguese East Africa . . . . .</b>	..	..	..	1	..	..	..	..	898	..
<b>United States of America— via Atlantic Coast . . . . .</b>	..	..	..	..	..	1,150	..	11	..	57
<b>TOTAL FOREIGN COUNTRIES</b>	70	69	61	74	5	50,337	54,438	24,626	30,246	6,284

GENERAL IMPORTS

ARTICLES AND COUNTRIES OF CONSIGNMENT; ALSO SHARE OF EACH PROVINCE	QUANTITY					VALUE				
	1927-28	1928-29	1929-30	1930-31	1931-32	1927-28	1928-29	1929-30	1930-31	1931-32
						₹	₹	₹	₹	₹
<b>Metals and Ores—continued</b>										
<i>Steel—continued</i>										
<i>Cast—continued</i>										
Cast steel bars (III. K)— <i>continued</i>	Tons	Tons	Tons	Tons	Tons					
Share of Bengal . . . . .	274	255	104	131	57	2,60,116	3,58,413	55,444	68,105	47,086
"    Bombay . . . . .	22	97	64	102	53	6,852	39,248	22,127	15,932	12,685
"    Sind . . . . .	31	2	4	8	..	6,304	1,384	1,358	3,574	511
"    Madras . . . . .	13	73	38	7	3	6,094	18,085	12,038	1,374	420
"    Burma . . . . .	15	42	119	64	10	8,182	26,319	24,122	21,345	3,553
<b>TOTAL</b>	<b>355</b>	<b>409</b>	<b>320</b>	<b>312</b>	<b>128</b>	<b>2,80,548</b>	<b>4,43,449</b>	<b>1,45,089</b>	<b>1,13,330</b>	<b>64,888</b>
Other cast steel (III. K)—	Tons	Tons	Tons	Tons	Tons					
United Kingdom . . . . .	220	264	136	44	53	1,70,653	1,16,281	57,860	20,573	13,436
Other British Possessions . . . . .	..	..	..	..	..	85	..	..	..	..
<b>TOTAL BRITISH EMPIRE</b>	<b>220</b>	<b>264</b>	<b>136</b>	<b>44</b>	<b>53</b>	<b>1,70,738</b>	<b>1,16,281</b>	<b>57,866</b>	<b>20,573</b>	<b>13,436</b>
Sweden . . . . .	161	120	111	8	13	78,478	55,078	50,743	1,181	5,078
Denmark . . . . .	..	..	..	..	119	..	..	..	..	16,918
Germany . . . . .	165	267	79	154	83	51,294	72,978	19,740	39,507	28,147
Netherlands . . . . .	..	..	..	28	..	..	..	..	3,899	..
France . . . . .	..	1	21	..	..	1,860	3,521	2,658	..	..
Italy . . . . .	..	..	..	..	2	..	88	..	34	3,971
Austria . . . . .	..	1	6	..	..	18	375	4,769	..	..
Czechoslovakia . . . . .	..	29	124	..	..	..	10,544	44,740	..	51
Other Foreign Countries . . . . .	1	6	..	..	..	685	688	38	..	..
<b>TOTAL FOREIGN COUNTRIES</b>	<b>327</b>	<b>423</b>	<b>341</b>	<b>185</b>	<b>217</b>	<b>1,27,470</b>	<b>1,43,262</b>	<b>1,22,688</b>	<b>44,571</b>	<b>49,160</b>
Share of Bengal . . . . .	361	385	293	87	33	2,49,309	1,87,507	1,39,709	31,207	29,130
"    Bombay . . . . .	138	238	110	135	187	35,660	61,056	27,191	32,678	33,298
"    Sind . . . . .	16	57	72	7	..	3,164	9,937	12,543	1,369	168
"    Madras . . . . .	3	..	..	..	..	483	..	22	..	..
"    Burma . . . . .	29	7	2	..	..	9,537	1,043	1,089	..	..
<b>TOTAL</b>	<b>547</b>	<b>687</b>	<b>477</b>	<b>220</b>	<b>270</b>	<b>2,98,208</b>	<b>2,59,543</b>	<b>1,80,554</b>	<b>65,144</b>	<b>62,596</b>
Ingots, blooms, billets, and slabs (III. K)—	Tons	Tons	Tons	Tons	Tons					
United Kingdom . . . . .	3,915	1,286	1,350	1,434	988	3,65,432	1,63,946	1,87,674	1,95,721	1,21,764
Germany . . . . .	24,019	8,084	7,319	30	..	17,48,014	6,48,538	5,86,457	2,882	..
Netherlands . . . . .	..	17	..	..	..	..	1,163	..	..	..
Belgium . . . . .	425	82	146	68	268	40,025	8,553	15,196	6,672	16,575
France . . . . .	..	..	..	..	172	..	7	..	..	13,192
Japan . . . . .	..	..	..	..	60	..	..	..	..	7,132
Other Foreign Countries . . . . .	10	..	..	..	..	964	..	14	..	..
<b>TOTAL FOREIGN COUNTRIES</b>	<b>24,454</b>	<b>8,183</b>	<b>7,465</b>	<b>93</b>	<b>500</b>	<b>17,84,003</b>	<b>6,58,261</b>	<b>6,01,800</b>	<b>9,534</b>	<b>36,899</b>
Share of Bengal . . . . .	27,964	9,049	8,246	1,090	941	20,95,625	7,62,279	7,07,557	1,42,472	92,331
"    Bombay . . . . .	303	241	396	287	444	43,092	34,394	55,778	36,313	52,849
"    Sind . . . . .	72	110	101	63	19	6,687	16,307	11,235	8,884	2,395
"    Madras . . . . .	30	51	16	47	39	4,031	6,129	4,492	9,115	4,523
"    Burma . . . . .	..	18	58	55	45	..	3,098	10,412	8,491	6,566
<b>TOTAL</b>	<b>28,369</b>	<b>9,469</b>	<b>8,815</b>	<b>1,527</b>	<b>1,488</b>	<b>21,49,435</b>	<b>8,22,207</b>	<b>7,89,474</b>	<b>2,05,275</b>	<b>1,58,663</b>
<b>Total Steel—</b>	Tons	Tons	Tons	Tons	Tons					
United Kingdom . . . . .	52,668	78,395	55,308	33,383	17,560	77,89,049	1,07,94,045	81,58,917	50,22,845	26,18,748
Ceylon . . . . .	84	2	5	15	6	3,070	764	611	3,278	860
Straits Settlements (includ- ing Labuan) . . . . .	..	2	4	7	6	503	1,084	1,214	1,441	1,589
Other British Possessions . . . . .	..	5	2	..	1	..	875	234	10	128
<b>TOTAL BRITISH EMPIRE</b>	<b>52,752</b>	<b>78,404</b>	<b>55,310</b>	<b>33,405</b>	<b>17,573</b>	<b>77,92,622</b>	<b>1,07,97,368</b>	<b>81,60,976</b>	<b>50,27,569</b>	<b>26,21,325</b>

No. 13—continued

ARTICLES, AND COUNTRIES OF CONSIGNMENT; ALSO SHARE OF EACH PROVINCE	QUANTITY					VALUE				
	1927-28	1928-29	1929-30	1930-31	1931-32	1927-28	1928-29	1929-30	1930-31	1931-32
	Tons	Tons	Tons	Tons	Tons	R	R	R	R	R
<b>Metals and Ores—continued</b>										
<b>Steel—concluded</b>										
<b>Total Steel—continued</b>										
Sweden . . . . .	945	1,082	988	570	686	8,27,870	8,42,780	8,23,435	1,59,682	2,00,513
Norway . . . . .	2	17	6	1	1	266	7,106	1,889	73	124
Denmark . . . . .	938	1	..	..	119	1,13,753	115	..	..	16,913
Germany . . . . .	40,776	26,675	18,681	3,853	1,000	88,24,672	25,74,310	19,38,709	4,34,257	2,16,571
Netherlands . . . . .	3	92	166	128	28	586	9,848	20,036	14,376	5,663
Belgium . . . . .	139,130	108,077	108,723	56,540	43,794	1,31,42,677	1,05,95,138	1,14,02,047	50,96,178	33,90,006
Luxemburg . . . . .	23,776	17,796	39,587	16,338	22,479	20,50,193	18,50,332	40,20,383	13,69,922	17,34,009
France . . . . .	19,763	21,085	11,480	6,994	7,400	18,19,391	22,29,932	12,23,437	6,79,161	5,94,290
Portugal . . . . .	..	..	12	..	..	..	..	1,391	..	..
Switzerland . . . . .	..	..	..	..	2	..	..	..	..	1,147
Italy . . . . .	216	71	26	35	12	21,684	36,193	26,550	27,159	15,233
Austria . . . . .	500	71	25	13	2	74,781	37,261	12,708	16,604	2,321
Hungary . . . . .	395	64	..	..	..	38,230	6,639	..	..	..
Czechoslovakia . . . . .	8	92	418	294	109	1,597	60,998	3,23,252	1,45,419	60,137
Persia . . . . .	..	2	..	..	..	..	6,404	..	..	..
Japan . . . . .	..	..	..	..	71	125	..	..	..	11,290
United States of America—										
Via Atlantic Coast . . . . .	1	77	23	14	..	2,379	23,097	27,140	9,345	2,183
" Pacific " . . . . .	..	..	..	..	8	..	..	..	..	2,939
Other Foreign Countries . . . . .	..	1	..	2	..	..	122	..	1,180	379
<b>TOTAL FOREIGN COUNTRIES.</b>	<b>226,453</b>	<b>170,153</b>	<b>180,140</b>	<b>84,791</b>	<b>76,311</b>	<b>2,09,17,804</b>	<b>1,77,85,210</b>	<b>1,93,20,977</b>	<b>70,53,850</b>	<b>62,54,218</b>
<b>Share of Bengal . . . . .</b>	<b>105,767</b>	<b>90,457</b>	<b>71,755</b>	<b>29,032</b>	<b>20,389</b>	<b>1,05,02,968</b>	<b>1,04,36,361</b>	<b>36,37,366</b>	<b>36,57,395</b>	<b>21,32,367</b>
" Bombay . . . . .	80,896	67,609	71,537	32,014	30,138	32,26,498	77,54,416	30,68,236	32,75,339	23,32,703
" Sind . . . . .	35,992	42,706	35,133	25,360	20,101	38,85,032	48,36,360	40,04,840	24,30,406	16,62,031
" Madras . . . . .	41,331	34,466	43,681	22,801	19,360	43,70,038	33,33,087	50,09,009	24,72,299	17,97,509
" Burma . . . . .	14,669	13,319	13,653	8,439	3,396	17,25,890	13,72,354	17,62,552	10,94,980	4,10,942
Protected . . . . .	192,110	170,655	153,787	77,606	50,493	1,90,55,298	1,84,82,223	1,70,59,209	80,03,619	47,51,811
Not protected . . . . .	87,045	77,902	81,672	40,590	43,401	96,55,128	1,01,00,355	1,04,22,744	49,77,300	41,23,732
<b>TOTAL</b>	<b>279,155</b>	<b>248,557</b>	<b>235,459</b>	<b>118,196</b>	<b>93,884</b>	<b>2,87,10,426</b>	<b>2,85,82,578</b>	<b>2,74,81,953</b>	<b>1,29,80,919</b>	<b>88,75,543</b>
<b>Iron or Steel—</b>										
<b>Anchors and cables (III. K)—</b>										
United Kingdom . . . . .	1,835	1,087	1,337	859	509	9,20,226	5,24,532	6,27,071	3,76,616	2,22,588
Straits Settlements (including Labuan) . . . . .	4	..	5	..	..	160	..	1,909	..	61
Hongkong . . . . .	2	..	..	3	..	80	..	..	1,100	..
Other British Possessions . . . . .	4	..	..	2	1	145	37	188	142	44
<b>TOTAL BRITISH EMPIRE</b>	<b>1,845</b>	<b>1,087</b>	<b>1,342</b>	<b>864</b>	<b>510</b>	<b>9,20,611</b>	<b>5,24,569</b>	<b>6,29,113</b>	<b>3,77,858</b>	<b>2,22,693</b>
Germany . . . . .	..	..	4	..	..	3	..	1,685	..	10
United States of America—										
Via Atlantic Coast . . . . .	2	12	..	..	..	2,060	8,393	..	672	..
Other Foreign Countries . . . . .	..	..	..	..	..	..	45	..	..	..
<b>TOTAL FOREIGN COUNTRIES</b>	<b>2</b>	<b>12</b>	<b>4</b>	<b>..</b>	<b>..</b>	<b>2,063</b>	<b>8,438</b>	<b>1,685</b>	<b>672</b>	<b>10</b>
<b>Share of Bengal . . . . .</b>	<b>1,070</b>	<b>540</b>	<b>916</b>	<b>533</b>	<b>231</b>	<b>4,31,977</b>	<b>2,47,426</b>	<b>3,96,041</b>	<b>2,27,176</b>	<b>1,24,243</b>
" Bombay . . . . .	68	33	101	92	47	21,614	12,539	37,278	24,302	18,456
" Sind . . . . .	51	88	35	26	45	25,722	38,177	13,571	12,392	19,560
" Madras . . . . .	49	3	3	11	19	55,776	2,474	3,874	3,373	8,323
" Burma . . . . .	609	43	236	202	118	3,37,585	2,32,391	1,36,034	1,00,237	51,221
<b>TOTAL</b>	<b>1,847</b>	<b>1,099</b>	<b>1,346</b>	<b>864</b>	<b>510</b>	<b>9,22,674</b>	<b>5,33,007</b>	<b>6,30,798</b>	<b>3,78,530</b>	<b>2,22,703</b>

GENERAL IMPORTS

No. 13—continued

ARTICLES, AND COUNTRIES OF CONSIGNMENT; ALSO SHARE OF EACH PROVINCE	QUANTITY					VALUE				
	1927-28	1928-29	1929-30	1930-31	1931-32	1927-28	1928-29	1929-30	1930-31	1931-32
	Tons	Tons	Tons	Tons	Tons	R	R	R	R	R
<b>Metals and Ores—continued</b>										
<i>Iron or Steel—continued</i> Beams, channels, pillars, girders and bridge work (III. K)—										
United Kingdom . . . . .	63,274	67,608	51,482	36,863	14,021	98,79,165	1,00,74,086	79,12,496	62,27,344	22,05,647
Ceylon . . . . .	22	45	29	233	8	6,857	16,051	7,811	62,138	1,144
Other British Possessions . . . . .	1	2	..	..	..	105	262	..	11	..
<b>TOTAL BRITISH EMPIRE</b>	<b>63,297</b>	<b>67,655</b>	<b>51,511</b>	<b>37,096</b>	<b>14,029</b>	<b>98,86,127</b>	<b>1,00,80,399</b>	<b>79,20,307</b>	<b>62,90,493</b>	<b>22,06,791</b>
Poland (including Dantzic) . . . . .	50	..	..	..	..	4,320	..	..	..	..
Germany . . . . .	3,072	2,224	6,845	8,614	5,973	4,65,823	1,92,842	7,70,944	6,95,268	4,66,469
Netherlands . . . . .	1,023	14	..	1	..	1,91,768	1,037	..	181	..
Belgium . . . . .	58,809	44,637	30,347	22,485	9,483	61,85,455	41,12,568	29,17,808	19,62,719	7,41,804
Luxemburg . . . . .	1,114	575	1,743	835	465	94,807	52,388	1,78,418	75,895	33,527
France . . . . .	16,256	20,558	14,110	17,531	5,938	18,99,482	18,67,566	18,37,071	14,09,550	4,56,743
Italy . . . . .	25	..	..	..	..	2,065	..	..	..	..
Hungary . . . . .	..	..	66	..	..	..	..	6,902	..	..
Czechoslovakia . . . . .	..	..	61	..	233	..	..	..	..	67,480
Japan . . . . .	598	..	..	..	..	1,23,923	..	..	..	..
United States of America— Via Atlantic Coast . . . . .	121	138	239	211	..	74,978	51,778	57,024	56,079	..
Other Foreign Countries . . . . .	8	..	..	..	..	358	15	..	..	..
<b>TOTAL FOREIGN COUNTRIES</b>	<b>81,071</b>	<b>68,146</b>	<b>58,850</b>	<b>49,677</b>	<b>22,092</b>	<b>85,42,974</b>	<b>62,78,189</b>	<b>52,68,167</b>	<b>41,99,642</b>	<b>17,65,533</b>
Share of Bengal . . . . .	49,636	60,744	39,161	30,062	7,198	54,91,682	70,47,122	45,88,526	35,82,719	7,21,088
Bombay . . . . .	30,113	30,306	24,824	19,757	12,051	30,67,366	35,20,699	25,19,619	18,56,275	10,52,836
Sind . . . . .	27,578	23,310	16,262	16,466	5,544	30,63,238	26,62,898	17,28,524	14,72,476	4,62,403
Madras . . . . .	23,337	12,799	14,057	13,858	7,419	41,48,191	19,35,798	22,30,044	22,37,351	9,80,904
Burma . . . . .	13,654	7,642	10,527	6,632	3,909	26,58,624	12,02,071	21,21,761	13,40,314	7,55,093
Protected, fabricated . . . . .	80,072	19,848	14,425	18,523	4,612	63,81,188	44,17,588	36,17,417	32,63,220	10,92,968
Protected, others . . . . .	114,296	115,058	90,436	78,250	31,509	1,20,97,918	1,19,51,000	95,71,057	72,25,915	28,79,856
<b>TOTAL</b>	<b>144,368</b>	<b>185,801</b>	<b>104,861</b>	<b>86,773</b>	<b>36,121</b>	<b>1,84,29,101</b>	<b>1,63,68,588</b>	<b>1,31,88,474</b>	<b>1,04,89,135</b>	<b>39,72,824</b>
<b>Bolts and nuts (III. K)—</b>										
United Kingdom . . . . .	3,796	5,443	3,659	2,572	2,101	14,67,836	20,92,004	14,22,326	9,83,735	7,02,181
Ceylon . . . . .	1	5	2	4	4	491	3,219	1,038	1,566	1,583
Straits Settlements (including Labuan) . . . . .	1	..	3	..	..	847	148	1,630	1,338	384
Hongkong . . . . .	..	3	..	..	..	..	1,228	..	..	..
Canada— Via Atlantic Coast . . . . .	..	..	..	..	..	..	..	116	1,127	..
Victoria . . . . .	..	..	..	2	..	..	..	..	1,161	..
Australian Commonwealth (Total) . . . . .	..	..	..	2	..	..	..	..	1,161	..
Other British Possessions . . . . .	..	..	..	..	..	..	..	..	40	..
<b>TOTAL BRITISH EMPIRE</b>	<b>3,798</b>	<b>5,451</b>	<b>3,664</b>	<b>2,578</b>	<b>2,105</b>	<b>14,69,174</b>	<b>20,96,594</b>	<b>14,25,610</b>	<b>9,89,017</b>	<b>7,04,148</b>
Sweden . . . . .	4	3	..	1	..	2,475	1,842	20	1,418	714
Denmark . . . . .	..	5	1	17	..	..	2,670	1,488	4,076	600
Poland (including Dantzic) . . . . .	..	..	..	90	..	..	..	..	28,488	2
Germany . . . . .	1,358	2,212	1,924	895	861	3,94,327	6,77,717	6,43,165	3,20,565	2,74,678
Netherlands . . . . .	582	370	301	682	701	1,16,104	90,002	75,431	1,54,682	1,42,882
Belgium . . . . .	3,483	6,649	5,543	3,815	2,864	7,03,885	14,40,598	12,43,728	7,95,054	5,56,801
France . . . . .	182	390	195	61	35	41,548	1,01,522	56,767	19,051	13,065
Italy . . . . .	44	13	24	27	25	18,874	6,884	10,962	10,314	3,067
Austria . . . . .	563	556	555	527	303	2,17,505	2,94,695	2,72,756	1,95,069	1,05,801
Czechoslovakia . . . . .	1	3	40	51	49	395	1,371	12,309	17,791	17,419
Japan . . . . .	2	2	1	13	24	1,093	704	828	7,330	9,262
United States of America— Via Atlantic Coast . . . . .	248	200	303	158	60	1,21,008	99,345	1,69,491	1,07,326	60,433
Pacific . . . . .	..	..	..	2	1	..	..	15	551	293
Other Foreign Countries . . . . .	..	3	..	..	1	15	842	108	255	652
<b>TOTAL FOREIGN COUNTRIES</b>	<b>6,467</b>	<b>10,408</b>	<b>8,887</b>	<b>6,339</b>	<b>4,924</b>	<b>16,17,429</b>	<b>26,87,642</b>	<b>24,97,668</b>	<b>16,56,980</b>	<b>11,90,169</b>

## No. 13—continued

ARTICLES AND COUNTRIES OF CONSIGNMENT; ALSO SHARE OF EACH PROVINCE	QUANTITY					VALUE				
	1927-28	1928-29	1929-30	1930-31	1931-32	1927-28	1928-29	1929-30	1930-31	1931-32
<b>Metals and Ores—continued</b>										
<b>Iron or Steel—continued</b>										
<b>Bolts and nuts (III. K)— continued</b>	Tons	Tons	Tons	Tons	Tons					
Share of Bengal . . . . .	4,862	8,097	5,913	3,441	2,716	14,76,800	25,29,285	17,95,962	9,78,351	6,61,641
„ Bombay . . . . .	2,816	4,182	3,564	2,406	2,090	8,05,066	12,03,929	11,38,593	7,51,009	6,49,718
„ Sind . . . . .	429	772	971	1,322	1,072	1,20,215	2,21,639	2,99,109	3,51,779	2,67,201
„ Madras . . . . .	1,110	1,629	1,246	936	692	3,65,646	4,79,214	4,17,300	2,99,581	1,87,922
„ Burma . . . . .	1,048	1,177	857	912	459	3,18,876	2,83,169	2,21,709	2,64,757	1,27,340
<b>TOTAL PROTECTED*</b>	<b>10,265</b>	<b>15,857</b>	<b>12,551</b>	<b>8,917</b>	<b>7,029</b>	<b>30,86,608</b>	<b>47,84,236</b>	<b>39,22,673</b>	<b>26,45,977</b>	<b>18,04,317</b>
<b>Fencing materials (including fencing wire) (III. K)—</b>	Tons	Tons	Tons	Tons	Tons					
United Kingdom ; . . . . .	1,146	1,521	1,285	992	545	4,89,761	6,05,918	4,60,892	3,32,141	1,95,365
Ceylon . . . . .	10	5	4	4	4	3,408	2,146	1,836	935	1,323
Straits Settlements (including Labuan) . . . . .	23	18	..	..	..	5,529	4,644	108	232	269
Canada—										
Via Atlantic Coast . . . . .	23	23	77	89	..	11,558	10,161	27,026	31,656	..
Other British Possessions . . . . .	..	..	..	..	..	..	37	..	..	..
<b>TOTAL BRITISH EMPIRE</b>	<b>1,201</b>	<b>1,567</b>	<b>1,366</b>	<b>1,085</b>	<b>549</b>	<b>4,60,251</b>	<b>5,22,906</b>	<b>4,89,357</b>	<b>3,65,014</b>	<b>1,96,957</b>
<b>Finland . . . . .</b>	..	20	5	..	..	..	3,718	968	..	..
<b>Denmark . . . . .</b>	..	..	..	4	14	..	..	..	972	4,121
<b>Norway . . . . .</b>	1	..	15	..	..	372	..	2,475	..	..
<b>Germany . . . . .</b>	2,980	2,557	3,893	2,108	1,196	7,99,252	7,32,687	10,77,862	6,09,881	3,55,844
<b>Netherlands . . . . .</b>	76	78	68	22	12	20,889	19,417	15,440	9,221	6,024
<b>Belgium . . . . .</b>	3,445	3,053	2,544	2,393	1,085	7,01,030	6,42,755	5,34,685	4,46,723	2,26,407
<b>Luxemburg . . . . .</b>	..	20	..	..	..	..	3,662	..	..	..
<b>France . . . . .</b>	288	932	559	17	6	55,526	1,79,843	1,11,781	6,610	1,229
<b>Italy . . . . .</b>	241	157	362	81	180	50,321	32,447	90,233	14,992	28,195
<b>Austria . . . . .</b>	522	387	234	467	163	1,77,653	1,67,335	1,08,279	1,26,973	67,667
<b>Hungary . . . . .</b>	44	52	82	100	5	8,406	9,887	15,256	17,187	768
<b>Czechoslovakia . . . . .</b>	212	438	564	755	168	43,042	91,242	1,03,174	1,26,057	26,799
<b>China (exclusive of Hong- kong and Macao) . . . . .</b>	..	49	..	..	..	..	29,286	..	..	..
<b>Japan . . . . .</b>	1	2	5	5	..	340	581	1,887	1,423	8
<b>United States of America— Via Atlantic Coast . . . . .</b>	367	463	354	369	103	1,18,356	1,55,619	1,19,228	1,15,367	23,049
„ Pacific „ . . . . .	..	..	..	1	..	..	..	..	822	..
<b>Other Foreign Countries . . . . .</b>	..	..	2	..	..	30	..	547	406	5
<b>TOTAL FOREIGN COUNTRIES</b>	<b>8,177</b>	<b>8,258</b>	<b>8,682</b>	<b>6,322</b>	<b>2,937</b>	<b>19,75,217</b>	<b>20,67,924</b>	<b>21,86,815</b>	<b>14,36,614</b>	<b>7,45,716</b>
<b>Share of Bengal . . . . .</b>	<b>3,473</b>	<b>3,606</b>	<b>3,921</b>	<b>2,943</b>	<b>669</b>	<b>3,35,134</b>	<b>3,23,391</b>	<b>3,30,903</b>	<b>6,40,691</b>	<b>1,26,921</b>
„ Bombay . . . . .	2,325	3,272	3,173	2,401	1,316	7,56,133	8,66,306	9,15,835	5,75,779	3,59,630
„ Sind . . . . .	797	546	321	766	340	2,36,055	2,37,631	2,37,096	2,54,463	3,05,259
„ Madras . . . . .	1,055	1,217	1,140	331	499	2,72,659	3,17,040	2,76,279	2,16,510	1,08,281
„ Burma . . . . .	1,223	1,184	393	416	162	2,35,432	2,92,462	2,66,059	1,14,135	42,532
<b>TOTAL</b>	<b>9,378</b>	<b>9,825</b>	<b>10,048</b>	<b>7,407</b>	<b>3,486</b>	<b>24,35,468</b>	<b>25,90,830</b>	<b>26,76,172</b>	<b>18,01,623</b>	<b>9,42,678</b>

\*Prior to 1928-29 the figures relate to not protected items.

GENERAL IMPORTS

( 336 )

No. 13—continued

ARTICLES, AND COUNTRIES OF CONSIGNMENT; ALSO SHARE OF EACH PROVINCE	QUANTITY					VALUE				
	1927-28	1928-29	1929-30	1930-31	1931-32	1927-28	1928-29	1929-30	1930-31	1931-
						₹	₹	₹	₹	₹
<b>Metals and Ores—continued</b>										
<b>Iron or Steel—continued</b>										
Hoops and strips (III. K)—	Tons	Tons	Tons	Tons	Tons					
United Kingdom . . . . .	15,178	17,018	16,228	12,226	10,680	24,02,786	25,68,569	24,55,780	17,27,654	18,08,
Aden and Dependencies . . . . .	..	35	..	..	..	..	4,868	..	..	..
Ceylon . . . . .	6	21	..	18	27	1,167	1,954	70	2,555	1,
Straits Settlements (including Labuan) . . . . .	..	..	..	..	..	..	..	..	..	1
<b>TOTAL BRITISH EMPIRE</b>	<b>15,184</b>	<b>17,069</b>	<b>16,228</b>	<b>12,244</b>	<b>10,657</b>	<b>24,63,953</b>	<b>25,75,391</b>	<b>24,55,850</b>	<b>17,30,209</b>	<b>18,09,8</b>
Germany . . . . .	4,391	5,196	3,013	3,457	1,334	6,04,587	7,09,510	4,35,975	4,68,194	1,51,11
Netherlands . . . . .	69	76	85	31	42	10,554	11,360	12,576	5,227	9,11
Belgium . . . . .	10,397	18,335	17,248	12,838	7,513	13,42,198	17,52,583	22,67,722	15,95,709	8,60,41
Luxemburg . . . . .	433	647	1,971	2,886	1,987	45,587	71,835	2,38,156	3,45,777	2,02,07
France . . . . .	2,169	1,924	635	1,551	1,331	2,48,544	2,13,750	73,493	1,74,168	1,82,18
Italy . . . . .	..	5	..	..	18	..	3,235	..	..	17,34
Austria . . . . .	350	..	..	..	..	47,746	..	..	..	..
Persia . . . . .	..	..	..	25	..	..	..	..	3,401	..
Borneo (Dutch) . . . . .	..	12	..	..	..	..	3,693	..	..	..
Japan . . . . .	..	..	..	..	5	..	5	..	..	1,81
United States of America—										
Via Atlantic Coast . . . . .	18	319	38	317	427	7,774	39,285	6,607	47,449	53,29
Other Foreign Countries . . . . .	..	..	..	..	..	..	20	..	..	..
<b>TOTAL FOREIGN COUNTRIES</b>	<b>17,827</b>	<b>21,514</b>	<b>22,990</b>	<b>21,105</b>	<b>18,152</b>	<b>23,06,990</b>	<b>28,95,271</b>	<b>30,34,529</b>	<b>26,40,015</b>	<b>14,77,584</b>
Share of Bengal . . . . .	12,158	13,530	12,653	11,796	8,664	18,66,695	18,67,388	17,91,257	15,79,286	₹10,02,433
" Bombay . . . . .	14,787	16,977	18,106	14,894	9,103	19,94,231	25,32,344	24,82,975	18,88,602	₹10,70,536
" Sind . . . . .	3,492	5,334	5,250	4,142	4,285	4,73,564	7,34,022	6,93,756	5,34,481	₹4,79,716
" Madras . . . . .	1,909	1,602	2,529	1,866	1,398	3,23,789	2,56,767	4,20,339	2,83,084	₹1,91,706
" Burma . . . . .	665	590	680	652	339	1,12,664	79,641	1,02,052	84,771	₹ 43,082
<b>TOTAL</b>	<b>33,011</b>	<b>38,583</b>	<b>39,218</b>	<b>33,349</b>	<b>23,809</b>	<b>47,70,943</b>	<b>54,70,662</b>	<b>54,90,379</b>	<b>48,70,224</b>	<b>27,87,474</b>
Nails rivets and washers (excluding wire nails) (III. K)—	Tons	Tons	Tons	Tons	Tons					
United Kingdom . . . . .	6,627	6,451	6,308	4,618	3,347	17,39,056	17,15,211	17,07,153	11,53,008	8,58,643
Ceylon . . . . .	2	12	..	1	..	497	1,340	154	369	53
Straits Settlements (including Labuan) . . . . .	1	..	12	6	..	1,076	402	6,500	2,040	178
Kenya Colony . . . . .	5	2	..	..	..	1,500	567	..	..	..
Other British Possessions . . . . .	..	..	1	..	..	35	..	792	21	364
<b>TOTAL BRITISH EMPIRE</b>	<b>6,635</b>	<b>6,465</b>	<b>6,411</b>	<b>4,625</b>	<b>3,347</b>	<b>17,42,164</b>	<b>17,17,520</b>	<b>17,14,599</b>	<b>11,61,338</b>	<b>8,60,282</b>

No. 13—continued

ARTICLES, AND COUNTRIES OF CONSIGNMENT; ALSO SHARE OF EACH PROVINCE	QUANTITY					VALUE				
	1927-28	1928-29	1929-30	1930-31	1931-32	1927-28	1928-29	1929-30	1930-31	1931-32
						₹	₹	₹	₹	₹
<i>Metals and Ores—continued</i>										
<i>Iron or Steel—continued</i>										
Nails, rivets, and washers (excluding wire nails) (III. K)—continued	Tons	Tons	Tons	Tons	Tons					
Finland . . . . .	1	..	1	32	49	807	40	394	9,728	18,467
Estonia . . . . .	36	29	33	37	17	25,048	21,528	26,852	31,438	15,575
Sweden . . . . .	1,534	1,176	861	1,056	1,987	8,03,981	6,41,162	5,89,443	5,42,851	8,48,972
Norway . . . . .	2,816	2,026	2,250	1,753	1,083	9,56,709	9,04,760	7,71,764	5,40,975	3,36,590
Denmark . . . . .	3	4	0	12	8	1,770	2,402	5,147	0,560	6,476
Poland (including Dantzig) .	..	..	..	9	..	..	..	..	5,074	..
Germany . . . . .	1,518	2,285	1,547	1,217	789	3,58,540	4,59,090	3,95,041	3,18,708	2,05,883
Netherlands . . . . .	826	346	253	470	301	1,37,352	70,064	51,000	1,08,538	59,692
Belgium . . . . .	4,757	5,108	4,970	4,082	2,555	10,28,570	11,85,816	11,40,436	8,01,865	5,49,384
France . . . . .	250	214	114	23	105	76,980	63,371	34,936	8,147	26,388
Switzerland . . . . .	14	..	..	..	..	5,100	..	..	..	..
Italy . . . . .	3	..	..	15	42	627	166	100	3,775	13,985
Austria . . . . .	16	40	36	78	45	4,546	8,088	10,341	18,032	9,508
Hungary . . . . .	68	166	20	60	14	13,908	33,002	3,973	10,037	3,340
Czechoslovakia . . . . .	42	59	101	435	559	12,271	20,486	32,050	1,25,970	1,74,317
Serb-Croat Slovene State (Jugo-Slavia) . . . . .	..	19	22	2	..	..	7,777	8,178	722	..
Iraq . . . . .	..	9	1	0	..	..	380	63	1,172	..
Japan . . . . .	..	10	1	..	..	113	1,587	488	8	117
United States of America—										
<i>Via Atlantic Coast</i> . . . . .	23	43	39	20	13	21,355	26,254	31,107	21,366	16,470
<i>  " Pacific "  "  "  "  "</i> . . . . .	..	1	..	..	..	48	517	123	407	1
Other Foreign Countries . .	6	..	7	1	1	277	2	1,435	487	206
<b>TOTAL FOREIGN COUNTRIES</b>	<b>11,027</b>	<b>12,203</b>	<b>10,271</b>	<b>9,313</b>	<b>7,518</b>	<b>34,48,511</b>	<b>34,47,002</b>	<b>31,13,076</b>	<b>26,45,006</b>	<b>22,85,371</b>
<i>Share of Bengal . . . . .</i>	<i>6,315</i>	<i>6,832</i>	<i>6,368</i>	<i>6,328</i>	<i>2,990</i>	<i>16,73,473</i>	<i>16,91,394</i>	<i>17,11,116</i>	<i>13,63,733</i>	<i>7,72,732</i>
<i>" Bombay . . . . .</i>	<i>7,073</i>	<i>7,396</i>	<i>6,048</i>	<i>4,629</i>	<i>4,433</i>	<i>20,73,971</i>	<i>21,46,237</i>	<i>17,03,117</i>	<i>12,35,666</i>	<i>12,37,801</i>
<i>" Sind . . . . .</i>	<i>1,415</i>	<i>1,450</i>	<i>1,294</i>	<i>1,897</i>	<i>1,426</i>	<i>4,07,386</i>	<i>4,07,794</i>	<i>3,91,321</i>	<i>5,23,143</i>	<i>4,08,374</i>
<i>" Madras . . . . .</i>	<i>1,186</i>	<i>1,208</i>	<i>1,142</i>	<i>894</i>	<i>669</i>	<i>4,12,026</i>	<i>4,21,336</i>	<i>4,67,640</i>	<i>3,04,625</i>	<i>3,07,180</i>
<i>" Burma . . . . .</i>	<i>2,073</i>	<i>1,785</i>	<i>1,830</i>	<i>1,190</i>	<i>1,347</i>	<i>6,23,815</i>	<i>4,97,251</i>	<i>5,54,431</i>	<i>3,40,672</i>	<i>4,18,022</i>
Protected* [ . . . . .	—	—	—	—	2,146	—	—	—	—	4,24,967
Not protected . . . . .	—	—	—	—	8,719	—	—	—	—	27,10,042
<b>TOTAL</b>	<b>13,562</b>	<b>13,671</b>	<b>16,682</b>	<b>13,988</b>	<b>10,865</b>	<b>51,90,675</b>	<b>51,64,612</b>	<b>48,27,675</b>	<b>38,07,244</b>	<b>31,44,609</b>
<i>Old, for re-manufacture (II.F)—</i>	<i>Tons</i>	<i>Tons</i>	<i>Tons</i>	<i>Tons</i>	<i>Tons</i>					
United Kingdom . . . . .	883	416	269	1,152	892	36,029	17,005	9,806	36,505	29,216
Ceylon . . . . .	945	1,019	1,175	1,184	679	35,730	37,133	40,051	31,455	21,543
Zanzibar and Pemba . . . .	125	40	..	77	30	5,431	1,605	..	2,884	939
Other British Possessions .	..	8	29	22	5	27	271	1,054	421	238
<b>TOTAL BRITISH EMPIRE</b>	<b>1,953</b>	<b>1,483</b>	<b>1,473</b>	<b>2,435</b>	<b>1,606</b>	<b>77,317</b>	<b>56,014</b>	<b>51,001</b>	<b>70,865</b>	<b>52,046</b>

\*Classified from April 1931.

GENERAL IMPORTS

( 338 )

No. 13—continued

ARTICLES AND COUNTRIES OF CONSIGNMENT; ALSO SHARE OF EACH PROVINCE	QUANTITY					VALUE				
	1927-28	1928-29	1929-30	1930-31	1931-32	1927-28	1928-29	1929-30	1930-31	1931-32
	Tons	Tons	Tons	Tons	Tons	R	R	R	R	R
<b>Metals and Ores—continued</b>										
<b>Iron or Steel—continued</b>										
Old, for re-manufacture (II. F) —continued.										
Germany . . . . .	8	84	--	--	--	1,885	3,104	--	25	--
Belgium . . . . .	3	266	3	3	--	274	17,653	237	309	--
Iraq . . . . .	98	4	140	281	97	5,868	224	5,253	10,526	2,891
Persia . . . . .	84	104	40	--	16	3,761	5,011	2,143	49	96
Japan . . . . .	1	4	--	662	1	30	127	60	19,223	52
Other Foreign Countries .	25	6	13	33	1	1,102	593	599	1,132	291
<b>TOTAL FOREIGN COUNTRIES</b>	<b>219</b>	<b>413</b>	<b>196</b>	<b>979</b>	<b>115</b>	<b>12,420</b>	<b>26,717</b>	<b>8,292</b>	<b>31,404</b>	<b>4,221</b>
<i>Share of Bengal . . . . .</i>	<i>72</i>	<i>374</i>	<i>91</i>	<i>97</i>	<i>71</i>	<i>5,331</i>	<i>25,259</i>	<i>3,612</i>	<i>4,393</i>	<i>8,567</i>
" <i>Bombay . . . . .</i>	<i>986</i>	<i>383</i>	<i>226</i>	<i>1,841</i>	<i>872</i>	<i>39,311</i>	<i>14,533</i>	<i>7,650</i>	<i>53,939</i>	<i>22,344</i>
" <i>Sind . . . . .</i>	<i>195</i>	<i>133</i>	<i>183</i>	<i>309</i>	<i>113</i>	<i>10,291</i>	<i>6,900</i>	<i>8,382</i>	<i>11,942</i>	<i>4,561</i>
" <i>Madras . . . . .</i>	<i>919</i>	<i>1,009</i>	<i>1,164</i>	<i>1,167</i>	<i>660</i>	<i>34,804</i>	<i>36,469</i>	<i>39,649</i>	<i>30,975</i>	<i>20,795</i>
" <i>Burma . . . . .</i>	<i>--</i>	<i>2</i>	<i>--</i>	<i>--</i>	<i>--</i>	<i>--</i>	<i>70</i>	<i>--</i>	<i>5</i>	<i>--</i>
<b>TOTAL</b>	<b>2,172</b>	<b>1,901</b>	<b>1,669</b>	<b>3,414</b>	<b>1,721</b>	<b>89,737</b>	<b>63,831</b>	<b>59,293</b>	<b>1,01,759</b>	<b>56,267</b>
<b>Pipes and fittings, cast (III. K):—</b>										
United Kingdom . . . . .	6,433	4,446	4,297	2,458	1,554	19,27,432	13,13,304	12,17,759	9,00,363	5,93,301
Ceylon . . . . .	1	124	6	4	1	874	7,760	1,650	1,723	439
Straits Settlements (including Labuan) . . . . .	2	--	7	2	--	1,710	2,016	4,113	2,406	--
Canada—										
<i>Via Atlantic Coast . . . . .</i>	<i>--</i>	<i>--</i>	<i>12</i>	<i>--</i>	<i>--</i>	<i>--</i>	<i>--</i>	<i>2,977</i>	<i>--</i>	<i>--</i>
Other British Possessions	--	--	--	--	--	--	--	--	20	--
<b>TOTAL BRITISH EMPIRE</b>	<b>6,436</b>	<b>4,570</b>	<b>4,322</b>	<b>2,464</b>	<b>1,555</b>	<b>19,30,016</b>	<b>13,23,080</b>	<b>12,26,499</b>	<b>9,01,515</b>	<b>5,93,740</b>
Sweden . . . . .	2	11	--	--	--	1,325	5,756	--	--	--
Norway . . . . .	--	85	--	--	--	--	5,515	--	--	--
Poland (including Dantzic)	4	--	--	--	--	2,415	--	--	--	--
Germany . . . . .	1,264	409	409	91	13	2,32,607	1,16,538	1,05,729	22,758	7,297
Netherlands . . . . .	55	40	6	--	5	33,107	23,201	3,309	--	1,390
Belgium . . . . .	6,419	4,356	444	172	68	3,57,824	5,33,155	73,030	23,643	19,971
France . . . . .	1,410	746	489	244	21	1,92,381	1,12,557	76,342	23,417	2,356
Italy . . . . .	1	1	--	--	--	630	1,174	--	70	36
Czechoslovakia . . . . .	--	--	2	--	--	--	--	1,605	--	--
Japan . . . . .	--	4	--	1	2	--	1,572	170	995	525
United States of America—										
<i>Via Atlantic Coast . . . . .</i>	<i>81</i>	<i>124</i>	<i>33</i>	<i>29</i>	<i>1</i>	<i>45,459</i>	<i>67,105</i>	<i>44,280</i>	<i>33,336</i>	<i>4,964</i>
Other Foreign Countries .	--	--	5	--	1	--	--	1,063	593	331
<b>TOTAL FOREIGN COUNTRIES</b>	<b>9,236</b>	<b>5,735</b>	<b>1,433</b>	<b>537</b>	<b>111</b>	<b>13,65,811</b>	<b>9,21,573</b>	<b>3,05,623</b>	<b>1,17,872</b>	<b>37,370</b>
<i>Share of Bengal . . . . .</i>	<i>894</i>	<i>681</i>	<i>355</i>	<i>130</i>	<i>143</i>	<i>2,49,531</i>	<i>2,03,147</i>	<i>1,67,753</i>	<i>1,12,952</i>	<i>64,171</i>
" <i>Bombay . . . . .</i>	<i>5,332</i>	<i>2,907</i>	<i>1,769</i>	<i>1,156</i>	<i>535</i>	<i>11,61,073</i>	<i>6,12,036</i>	<i>4,63,277</i>	<i>3,62,302</i>	<i>1,32,312</i>
" <i>Sind . . . . .</i>	<i>657</i>	<i>443</i>	<i>1,576</i>	<i>309</i>	<i>411</i>	<i>1,30,725</i>	<i>1,34,569</i>	<i>2,66,765</i>	<i>1,11,191</i>	<i>2,03,266</i>
" <i>Madras . . . . .</i>	<i>5,142</i>	<i>4,943</i>	<i>1,040</i>	<i>703</i>	<i>414</i>	<i>9,22,339</i>	<i>8,37,601</i>	<i>3,42,652</i>	<i>2,24,394</i>	<i>97,574</i>
" <i>Burma . . . . .</i>	<i>3,747</i>	<i>1,326</i>	<i>1,020</i>	<i>650</i>	<i>153</i>	<i>7,31,554</i>	<i>4,57,350</i>	<i>2,91,670</i>	<i>2,10,543</i>	<i>33,227</i>
<b>TOTAL</b>	<b>15,672</b>	<b>10,305</b>	<b>5,760</b>	<b>3,001</b>	<b>1,660</b>	<b>32,95,827</b>	<b>22,44,653</b>	<b>15,32,122</b>	<b>10,22,367</b>	<b>6,36,110</b>



No. 13—continued

ARTICLES, AND COUNTRIES OF CONSIGNMENT; ALSO SHARE OF EACH PROVINCE	QUANTITY					VALUE				
	1927-28	1928-29	1929-30	1930-31	1931-32	1927-28	1928-29	1929-30	1930-31	1931-32
<b>Metals and Ores—continued</b>						R	R	R	R	R
<b>Iron or Steel—continued</b> Rails, chairs, and fishplates, including those for railways (III. K)—	Tons	Tons	Tons	Tons	Tons					
United Kingdom . . . . .	104,884	40,862	17,680	3,827	3,025	1,24,08,907	52,35,208	25,68,804	6,09,964	7,31,447
Straits Settlements (including Labuan) . . . . .	13	..	..	..	..	2,525	..	..	348	..
Other British Possessions . . . . .	12	..	..	..	..	401	..	..	..	80
<b>TOTAL BRITISH EMPIRE</b> . . . . .	<b>104,909</b>	<b>40,862</b>	<b>17,680</b>	<b>3,827</b>	<b>3,025</b>	<b>1,24,08,839</b>	<b>52,35,208</b>	<b>25,68,804</b>	<b>7,00,312</b>	<b>17,31,527</b>
Norway . . . . .	6	..	..	..	..	2,142	..	..	..	..
Denmark . . . . .	597	..	..	..	..	54,716	..	..	..	..
Germany . . . . .	980	2,554	2,225	498	340	1,00,664	2,60,364	2,61,920	40,788	40,732
Netherlands . . . . .	1,742	705	320	787	7	1,59,322	72,535	30,300	86,500	937
Belgium . . . . .	3,886	3,439	5,360	4,848	976	4,17,902	4,10,872	5,91,540	6,17,795	1,27,144
Luxemburg . . . . .	11	..	..	..	..	1,009	..	..	..	..
France . . . . .	..	..	49	..	..	..	..	4,715	..	..
Hungary . . . . .	13	..	..	..	..	2,042	..	..	..	..
Native States in Arabia other than Maskat Territory and Trucial Oman . . . . .	..	..	..	..	16	..	..	..	..	1,155
Iraq . . . . .	..	54	..	..	..	..	5,215	..	..	..
United States of America— Via Atlantic Coast . . . . .	1,046	521	431	626	232	2,82,752	1,23,053	1,03,447	95,807	81,300
<b>TOTAL FOREIGN COUNTRIES</b> . . . . .	<b>8,281</b>	<b>7,273</b>	<b>8,385</b>	<b>6,759</b>	<b>1,571</b>	<b>10,20,549</b>	<b>8,72,039</b>	<b>9,91,922</b>	<b>8,49,890</b>	<b>2,51,364</b>
<b>Share of Bengal . . . . .</b>	<b>14,247</b>	<b>11,346</b>	<b>3,431</b>	<b>2,179</b>	<b>888</b>	<b>17,81,842</b>	<b>13,53,485</b>	<b>10,28,310</b>	<b>2,91,589</b>	<b>1,41,716</b>
"    Bombay . . . . .	1,821	8,136	2,541	5,916	327	1,90,395	10,22,691	3,17,065	7,42,223	71,171
"    Sind . . . . .	7,290	4,214	6,928	560	1,965	3,43,351	5,93,262	9,26,993	1,83,197	5,61,900
"    Madras . . . . .	72,073	21,112	5,965	316	1,141	85,73,432	26,06,384	7,41,653	1,21,122	1,64,867
"    Burma . . . . .	17,759	3,227	2,150	1,115	275	21,28,312	5,26,425	5,46,290	2,32,071	43,237
<b>Protected :</b>										
Balls 30 lbs. per yard and over and fishplates therefor . . . . .	106,518	39,633	22,529	8,225	3,064	1,24,71,466	49,31,913	29,37,109	11,25,577	4,82,096
Others . . . . .	3,660	6,014	2,298	1,092	434	4,31,448	6,43,074	2,42,058	1,15,006	40,249
<b>Not protected . . . . .</b>	<b>3,012</b>	<b>2,488</b>	<b>1,238</b>	<b>1,269</b>	<b>1,098</b>	<b>6,14,468</b>	<b>5,32,260</b>	<b>3,81,559</b>	<b>3,09,619</b>	<b>4,54,546</b>
<b>TOTAL</b> . . . . .	<b>113,190</b>	<b>48,135</b>	<b>26,065</b>	<b>10,586</b>	<b>4,596</b>	<b>1,35,17,382</b>	<b>61,07,247</b>	<b>35,60,726</b>	<b>15,50,202</b>	<b>9,82,891</b>
<b>Screws—</b>										
<b>Wood screws (III. K)—</b>	Tons	Tons	Tons	Tons	Tons					
United Kingdom . . . . .	361	356	333	234	266	2,83,973	2,32,035	2,35,446	1,64,532	1,77,506
Other British Possessions . . . . .	..	..	..	..	1	31	12	224	75	378
<b>TOTAL BRITISH EMPIRE</b> . . . . .	<b>361</b>	<b>356</b>	<b>333</b>	<b>234</b>	<b>267</b>	<b>2,84,004</b>	<b>2,32,047</b>	<b>2,35,670</b>	<b>1,64,607</b>	<b>1,77,884</b>
Poland (including Dantzlg) . . . . .	..	..	..	1	13	..	..	..	272	6,788
Sweden . . . . .	38	28	40	179	383	20,019	15,058	24,209	1,04,250	2,13,512
Germany . . . . .	699	310	245	232	37	3,80,547	1,38,630	1,34,526	1,25,550	18,120
Netherlands . . . . .	8	2	3	3	4	3,755	10,620	980	1,296	1,026
Belgium . . . . .	240	10	209	247	650	1,26,293	91,429	1,21,203	1,35,441	3,59,814
France . . . . .	3	49	42	10	..	3,913	19,461	17,030	5,156	..
Italy . . . . .	19	6	43	62	38	13,647	3,018	25,531	33,701	21,993
Austria . . . . .	344	100	422	213	272	1,80,712	50,339	2,44,564	1,16,210	1,30,389
Hungary . . . . .	..	..	5	75	58	..	..	3,012	36,013	31,724
Czechoslovakia . . . . .	..	3	89	56	29	..	1,884	49,723	34,054	17,739
Japan . . . . .	..	..	..	1	..	..	..	620	1,319	..
United States of America— Via Atlantic Coast . . . . .	13	1	29	8	1	12,526	2,277	19,252	5,739	1,566
"    Pacific " . . . . .	..	..	..	..	..	142	..	..	..	..
Other Foreign Countries . . . . .	..	3	..	..	..	..	573	24	11	115
<b>TOTAL FOREIGN COUNTRIES</b> . . . . .	<b>1,369</b>	<b>787</b>	<b>1,127</b>	<b>1,037</b>	<b>1,435</b>	<b>7,41,554</b>	<b>3,32,334</b>	<b>6,40,679</b>	<b>5,99,912</b>	<b>8,02,481</b>
<b>Share of Bengal . . . . .</b>	<b>435</b>	<b>234</b>	<b>443</b>	<b>315</b>	<b>432</b>	<b>3,02,357</b>	<b>1,57,619</b>	<b>2,72,184</b>	<b>1,93,239</b>	<b>2,62,915</b>
"    Bombay . . . . .	407	309	225	312	397	2,61,642	1,61,506	1,37,998	1,30,510	2,41,315
"    Sind . . . . .	473	137	403	392	510	2,44,673	90,631	2,21,639	2,10,426	2,35,191
"    Madras . . . . .	259	270	289	234	243	1,42,357	1,33,156	1,73,709	1,40,372	1,48,223
"    Burma . . . . .	101	43	100	63	65	73,424	21,919	70,319	39,972	41,215
<b>TOTAL</b> . . . . .	<b>1,730</b>	<b>1,033</b>	<b>1,460</b>	<b>1,321</b>	<b>1,702</b>	<b>10,25,558</b>	<b>5,64,831</b>	<b>8,76,849</b>	<b>7,64,519</b>	<b>9,80,305</b>

GENERAL IMPORTS

( 340 )

No. 13—continued

ARTICLES, AND COUNTRIES OF CONSIGNMENT; ALSO SHARE OF EACH PROVINCE	QUANTITY					VALUE				
	1927-28	1928-29	1929-30	1930-31	1931-32	1927-28	1928-29	1929-30	1930-31	1931-32
	Tons	Tons	Tons	Tons	Tons	R	R	R	R	R
<b>Metals and Ores—continued</b>										
<b>Iron or Steel—continued</b>										
<b>Screws—continued</b>										
<b>Metal thread screws (III. K)</b>										
United Kingdom . . .	472	530	348	77	158	3,51,731	3,30,330	2,06,493	53,286	81,194
Other British possessions.	..	..	..	..	..	..	..	32	..	16
<b>TOTAL BRITISH EMPIRE</b>	<b>472</b>	<b>530</b>	<b>348</b>	<b>77</b>	<b>158</b>	<b>3,51,731</b>	<b>3,30,330</b>	<b>2,06,525</b>	<b>53,286</b>	<b>81,210</b>
Sweden . . .	12	26	32	10	17	5,400	14,219	20,939	11,886	11,217
Norway . . .	5	..	..	..	..	1,013	..	..	..	..
Germany . . .	102	289	78	47	10	52,810	1,30,903	33,934	21,529	6,835
Netherlands . . .	9	5	2	..	..	2,300	2,181	854	..	..
Belgium . . .	58	51	13	4	21	10,044	13,093	7,091	2,670	12,061
France . . .	57	..	6	..	..	27,409	..	3,383	..	..
Italy . . .	6	18	12	2	..	3,700	3,687	6,220	699	..
Austria . . .	262	470	129	151	59	1,20,040	2,30,027	59,235	60,357	20,171
Czechoslovakia . . .	5	..	1	1	3	2,312	..	504	413	733
Other Foreign Countries .	..	..	..	..	1	37	95	270	226	1,204
<b>TOTAL FOREIGN COUNTRIES</b>	<b>516</b>	<b>859</b>	<b>273</b>	<b>221</b>	<b>108</b>	<b>2,32,463</b>	<b>3,99,765</b>	<b>1,32,439</b>	<b>97,779</b>	<b>53,181</b>
<b>Share of Bengal . . .</b>	<b>343</b>	<b>1,273</b>	<b>538</b>	<b>275</b>	<b>247</b>	<b>5,49,123</b>	<b>6,99,050</b>	<b>3,27,700</b>	<b>1,33,704</b>	<b>1,17,200</b>
.. Bombay . . .	26	104	30	11	3	22,163	30,993	7,996	4,334	1,014
.. Sind . . .	2	..	..	7	14	2,652	43	2	7,549	13,170
.. Madras . . .	2	6	2	2	2	2,164	3,329	1,352	2,436	2,206
.. Burma . . .	10	1	1	3	..	3,082	2,669	1,404	2,992	735
<b>TOTAL</b>	<b>938</b>	<b>1,389</b>	<b>621</b>	<b>293</b>	<b>206</b>	<b>6,34,194</b>	<b>7,30,005</b>	<b>3,39,014</b>	<b>1,51,065</b>	<b>1,34,391</b>
<b>Total Screws (III. K)</b>	<b>Tons</b>	<b>Tons</b>	<b>Tons</b>	<b>Tons</b>	<b>Tons</b>					
United Kingdom . . .	833	886	631	311	424	6,35,704	5,68,365	4,41,939	2,17,318	2,58,700
Other British Possessions	..	..	..	..	1	31	12	256	75	394
<b>TOTAL BRITISH EMPIRE</b>	<b>833</b>	<b>886</b>	<b>631</b>	<b>311</b>	<b>425</b>	<b>6,35,735</b>	<b>5,68,377</b>	<b>4,42,195</b>	<b>2,17,393</b>	<b>2,59,094</b>
Sweden . . .	50	54	72	195	350	25,488	29,272	45,198	1,16,136	2,24,729
Norway . . .	5	1	..	..	..	1,013	423	..	..	..
Poland including Dantzg	..	..	..	1	13	..	..	..	272	6,783
Germany . . .	301	509	323	279	47	4,33,357	2,60,403	1,68,400	1,47,079	24,955
Netherlands . . .	17	32	5	3	4	6,124	12,801	1,334	1,296	1,026
Belgium . . .	298	261	222	251	671	1,42,937	1,04,522	1,28,294	1,33,111	3,72,476
France . . .	65	49	48	10	..	81,322	19,461	20,413	5,156	..
Italy . . .	25	24	55	64	38	17,407	11,705	31,751	34,399	21,993
Austria . . .	606	570	551	364	328	3,00,752	2,31,016	3,03,799	1,76,567	1,50,560
Hungary . . .	..	..	5	75	58	..	..	3,239	36,913	31,724
Czechoslovakia . . .	5	3	90	57	32	2,312	1,334	50,232	34,467	18,472
Japan . . .	..	..	..	1	..	..	..	620	1,319	..
United States of America—										
<i>Vid Atlantic Coast</i> . . .	13	1	29	8	2	12,526	2,372	19,252	5,965	2,286
<i>" Pacific "</i> . . .	..	..	..	..	..	142	..	..	..	47
Other Foreign Countries .	..	2	..	..	..	37	150	26	11	612
<b>TOTAL FOREIGN COUNTRIES</b>	<b>1,385</b>	<b>1,590</b>	<b>1,400</b>	<b>1,308</b>	<b>1,543</b>	<b>9,74,017</b>	<b>7,32,599</b>	<b>7,73,163</b>	<b>6,97,691</b>	<b>8,55,602</b>
<b>Share of Bengal . . .</b>	<b>1,433</b>	<b>1,562</b>	<b>1,031</b>	<b>590</b>	<b>729</b>	<b>3,52,085</b>	<b>3,56,675</b>	<b>5,99,944</b>	<b>3,36,943</b>	<b>3,31,131</b>
.. Bombay . . .	433	413	255	323	400	2,33,310	1,92,439	1,45,994	1,34,344	2,42,339
.. Sind . . .	430	137	403	399	524	2,47,630	90,729	2,21,641	2,17,975	2,93,361
.. Madras . . .	261	276	291	236	250	1,45,021	1,36,435	1,75,561	1,42,368	1,60,435
.. Burma . . .	111	44	101	71	65	31,506	24,538	72,223	42,904	41,950
<b>TOTAL</b>	<b>2,718</b>	<b>2,482</b>	<b>2,031</b>	<b>1,619</b>	<b>1,968</b>	<b>16,09,762</b>	<b>13,00,976</b>	<b>12,15,308</b>	<b>9,15,514</b>	<b>11,14,756</b>

No. 13—continued

ARTICLES, AND COUNTRIES OF CONSIGNMENT; ALSO SHARE OF EACH PROVINCE	QUANTITY					VALUE				
	1927-28	1928-29	1929-30	1930-31	1931-32	1927-28	1928-29	1929-30	1930-31	1931-32
<b>Metals and Ores—continued</b>										
<b>Iron or Steel—continued</b>						₹	₹	₹	₹	₹
<b>Sheets and plates—</b>										
<b>Galvanised—</b>										
<b>Corrugated (III. K)—</b>	Tons	Tons	Tons	Tons	Tons					
United Kingdom . . . . .	275,036	265,603	181,631	81,004	47,430	6,06,67,004	5,77,04,889	3,93,37,139	1,03,50,407	91,33,453
Gibraltar . . . . .	15	..	..	..	..	3,346	..	..	..	..
Ceylon . . . . .	63	22	11	..	..	14,379	6,257	2,856	344	176
Straits Settlements (including Labuan) . . . . .	8	8	8	1	..	2,930	1,729	1,056	748	200
<b>TOTAL BRITISH EMPIRE</b>	<b>275,122</b>	<b>265,633</b>	<b>181,655</b>	<b>81,005</b>	<b>47,430</b>	<b>6,60,87,719</b>	<b>5,77,12,875</b>	<b>3,93,91,051</b>	<b>1,03,51,589</b>	<b>91,33,829</b>
<b>Russia—</b>										
Northern Russia . . . . .	..	12	..	..	..	..	2,450	..	..	..
Germany . . . . .	5,079	3,848	2,055	3,196	117	11,55,326	7,57,987	4,22,162	5,74,711	19,587
Belgium . . . . .	16,863	25,998	44,646	39,445	20,940	37,52,400	52,77,406	90,12,578	70,10,441	42,97,176
Japan . . . . .	178	357	426	609	158	60,924	1,00,812	1,28,204	1,84,801	39,155
<b>United States of America—</b>										
Via Atlantic Coast . . . . .	4,260	2,289	1,607	1,891	79	15,87,087	7,83,126	5,12,775	6,67,516	28,080
„ Pacific „ . . . . .	..	..	..	5	24	..	..	..	2,854	18,681
Other Foreign Countries . . . . .	10	..	..	..	5	1,125	45	..	178	792
<b>TOTAL FOREIGN COUNTRIES</b>	<b>26,399</b>	<b>32,494</b>	<b>48,734</b>	<b>45,146</b>	<b>21,328</b>	<b>65,56,922</b>	<b>69,30,820</b>	<b>1,00,75,719</b>	<b>84,40,501</b>	<b>44,03,521</b>
<b>Share of Bengal . . . . .</b>	<b>192,397</b>	<b>190,514</b>	<b>136,346</b>	<b>62,020</b>	<b>23,391</b>	<b>4,75,99,575</b>	<b>4,03,90,323</b>	<b>2,93,33,662</b>	<b>1,19,06,551</b>	<b>53,76,089</b>
„ Bombay . . . . .	72,553	75,343	64,727	39,189	23,506	1,55,07,514	1,54,13,750	1,30,37,251	69,90,875	54,55,490
„ Sind . . . . .	6,179	6,709	5,343	5,055	3,403	15,40,603	16,46,722	11,54,704	9,40,547	6,47,261
„ Madras . . . . .	3,573	3,870	11,433	3,449	5,551	19,77,911	21,24,873	24,57,433	16,25,681	8,95,970
„ Burma . . . . .	21,819	15,692	12,575	12,333	5,002	66,19,033	46,63,023	34,23,730	33,23,433	12,62,546
<b>TOTAL (PROTECTED)</b>	<b>301,521</b>	<b>298,127</b>	<b>230,429</b>	<b>127,051</b>	<b>68,753</b>	<b>7,32,44,641</b>	<b>6,46,43,701</b>	<b>4,94,66,770</b>	<b>2,47,92,000</b>	<b>1,35,37,350</b>
<b>Plain (III. K)—</b>	Tons	Tons	Tons	Tons	Tons					
United Kingdom . . . . .	22,650	20,443	18,614	9,469	7,509	57,70,066	49,04,573	43,78,085	20,60,100	15,16,207
Ceylon . . . . .	..	1	5	..	..	463	322	1,082	295	25
<b>TOTAL BRITISH EMPIRE</b>	<b>22,650</b>	<b>20,444</b>	<b>18,619</b>	<b>9,469</b>	<b>7,509</b>	<b>57,80,129</b>	<b>49,04,895</b>	<b>43,79,767</b>	<b>20,60,395</b>	<b>15,16,232</b>
<b>Denmark . . . . .</b>	<b>..</b>	<b>..</b>	<b>..</b>	<b>..</b>	<b>7</b>	<b>..</b>	<b>..</b>	<b>..</b>	<b>..</b>	<b>1,343</b>
Germany . . . . .	1,002	1,371	1,849	1,667	972	3,03,922	2,43,239	3,19,233	2,70,502	1,40,158
Netherlands . . . . .	298	..	..	..	5	50,936	..	..	..	899
Belgium . . . . .	5,159	6,070	6,328	3,705	6,461	11,11,418	12,60,522	13,11,543	16,58,645	13,21,356
Luxemburg . . . . .	12	20	..	..	..	2,560	3,333	..	..	..
France . . . . .	31	19	..	..	..	5,767	4,164	..	..	..
Japan . . . . .	170	165	319	538	322	59,015	52,843	97,894	1,40,235	70,400
<b>United States of America—</b>										
Via Atlantic Coast . . . . .	59	21	7	2	..	24,875	7,233	3,099	820	144
„ Pacific „ . . . . .	2	..	1	..	..	1,350	..	943	..	..
<b>TOTAL FOREIGN COUNTRIES</b>	<b>7,333</b>	<b>7,666</b>	<b>8,504</b>	<b>10,912</b>	<b>7,767</b>	<b>15,60,343</b>	<b>15,71,334</b>	<b>17,32,712</b>	<b>20,70,342</b>	<b>15,34,300</b>
<b>Share of Bengal . . . . .</b>	<b>3,324</b>	<b>3,429</b>	<b>3,219</b>	<b>6,258</b>	<b>4,228</b>	<b>19,72,054</b>	<b>22,36,036</b>	<b>21,53,319</b>	<b>13,37,539</b>	<b>7,31,739</b>
„ Bombay . . . . .	3,124	3,075	7,426	6,030	5,376	19,02,536	17,30,143	16,02,276	11,56,516	11,96,294
„ Sind . . . . .	7,150	6,030	5,563	3,721	2,321	13,53,204	14,52,626	12,71,311	7,19,369	5,51,372
„ Madras . . . . .	2,439	2,570	2,970	2,927	1,346	5,99,639	5,98,707	6,74,946	6,02,279	3,24,627
„ Burma . . . . .	3,946	2,008	1,945	1,445	1,005	19,21,989	4,59,212	4,11,627	3,16,041	1,96,500
<b>Protected (sheets) . . . . .</b>	<b>23,468</b>	<b>26,752</b>	<b>25,011</b>	<b>19,461</b>	<b>14,031</b>	<b>70,36,061</b>	<b>62,05,348</b>	<b>58,07,631</b>	<b>39,62,936</b>	<b>29,40,913</b>
<b>Not protected (plates) . . . . .</b>	<b>1,515</b>	<b>1,358</b>	<b>1,512</b>	<b>920</b>	<b>645</b>	<b>3,13,411</b>	<b>2,71,381</b>	<b>3,04,848</b>	<b>1,67,301</b>	<b>1,09,619</b>
<b>TOTAL</b>	<b>29,983</b>	<b>28,110</b>	<b>27,123</b>	<b>20,381</b>	<b>15,276</b>	<b>73,49,472</b>	<b>64,76,729</b>	<b>61,12,479</b>	<b>41,30,737</b>	<b>30,50,532</b>

GENERAL IMPORTS

( 342 )

No. 13—continued

ARTICLES, AND COUNTRIES OF CONSIGNMENT; ALSO SHARE OF EACH PROVINCE	QUANTITY					VALUE				
	1927-28	1928-29	1929-30	1930-31	1931-32	1927-28	1928-29	1929-30	1930-31	1931-32
						₹	₹	₹	₹	₹
<b>Metals and Ores—continued</b>										
<i>Iron or Steel—continued</i>										
<i>Sheets and plates—continued</i>										
<i>Tinned—</i>										
<i>Tin plates (III. K)—</i>										
United Kingdom . . . . .	Tons 16,407	Tons 14,621	Tons 21,770	Tons 8,480	Tons 17,419	52,93,360	45,89,114	67,90,265	25,30,179	19,81,465
Kenya Colony . . . . .	..	..	..	23	16	..	..	..	8,907	2,405
Somaland Protectorate . . . . .	..	52	..	..	..	..	12,970	..	..	..
Other British Possessions . . . . .	1	1	1	..	..	453	4	217	..	..
<b>TOTAL BRITISH EMPIRE</b>	<b>16,408</b>	<b>14,674</b>	<b>21,771</b>	<b>8,453</b>	<b>7,435</b>	<b>52,93,813</b>	<b>45,82,158</b>	<b>67,90,482</b>	<b>25,34,086</b>	<b>19,83,930</b>
Germany . . . . .	2	..	..	..	6	748	..	380	39	1,458
Belgium . . . . .	54	1	1	24	..	14,916	255	610	4,022	..
United States of America— <i>Via Atlantic Coast</i> . . . . .	7,393	12,297	9,315	8,752	143	24,76,283	41,00,871	31,42,610	20,24,375	45,119
Other Foreign Countries . . . . .	..	2	..	..	..	..	840	..	..	..
<b>TOTAL FOREIGN COUNTRIES</b>	<b>7,449</b>	<b>12,300</b>	<b>9,315</b>	<b>8,776</b>	<b>149</b>	<b>24,91,897</b>	<b>41,01,966</b>	<b>31,43,600</b>	<b>20,29,636</b>	<b>46,577</b>
<i>Share of Bengal</i> . . . . .	6,743	12,353	10,021	4,826	3,197	21,47,936	38,04,625	30,49,652	14,77,352	7,66,002
“ <i>Bombay</i> . . . . .	6,394	5,506	9,236	5,263	1,771	20,75,021	17,44,959	29,52,550	16,99,636	4,77,773
“ <i>Sind</i> . . . . .	4,318	5,033	5,288	2,636	108	14,18,410	15,82,140	16,81,280	9,00,915	35,492
“ <i>Madras</i> . . . . .	3,517	2,676	3,388	1,801	1,333	12,33,131	9,50,504	13,32,261	6,49,066	3,89,679
“ <i>Burma</i> . . . . .	2,885	1,401	2,564	2,653	1,175	9,11,162	5,71,896	9,18,339	7,36,153	3,11,661
<b>TOTAL (PROTECTED)</b>	<b>23,857</b>	<b>26,974</b>	<b>31,027</b>	<b>17,229</b>	<b>7,584</b>	<b>77,85,710</b>	<b>86,54,124</b>	<b>99,34,082</b>	<b>54,63,122</b>	<b>19,80,507</b>
<i>Other sorts (III. K)—</i>										
United Kingdom . . . . .	Tons 1,013	Tons 192	Tons 78	Tons 22	Tons 8	3,83,817	62,411	50,745	12,853	4,866
Ceylon . . . . .	1	..	..	..	..	107	..	..	77	..
<b>TOTAL BRITISH EMPIRE</b>	<b>1,014</b>	<b>192</b>	<b>78</b>	<b>22</b>	<b>8</b>	<b>3,83,924</b>	<b>62,411</b>	<b>50,745</b>	<b>12,930</b>	<b>4,866</b>
Belgium . . . . .	63	11	..	..	..	9,038	1,095	..	..	..
Italy . . . . .	10	..	..	..	..	2,840	..	..	..	..
Other Foreign Countries . . . . .	..	..	..	..	..	..	..	10	..	..
<b>TOTAL FOREIGN COUNTRIES</b>	<b>73</b>	<b>11</b>	<b>..</b>	<b>..</b>	<b>..</b>	<b>11,878</b>	<b>1,095</b>	<b>10</b>	<b>..</b>	<b>..</b>
<i>Share of Bengal</i> . . . . .	55	33	59	22	8	[23,332	[55,923	[40,692	12,853	4,866
“ <i>Bombay</i> . . . . .	911	169	19	..	..	3,19,733	[46,868	[10,053	..	..
“ <i>Sind</i> . . . . .	..	1	..	..	..	..	335	10	..	..
“ <i>Madras</i> . . . . .	8	..	..	..	..	4,184	62	..	77	..
“ <i>Burma</i> . . . . .	113	..	..	..	..	43,053	258	..	..	..
<b>TOTAL (PROTECTED)</b>	<b>1,092</b>	<b>203</b>	<b>78</b>	<b>22</b>	<b>8</b>	<b>3,95,802</b>	<b>68,506</b>	<b>50,755</b>	<b>12,930</b>	<b>4,866</b>
<i>Total Tinned (III. K)—</i>										
United Kingdom . . . . .	Tons 17,420	Tons 14,813	Tons 21,848	Tons 8,452	Tons 7,427	56,77,177	46,01,525	65,41,010	25,43,032	19,86,381
Kenya Colony . . . . .	..	..	..	23	16	..	..	..	8,907	2,465
Somaland Protectorate . . . . .	..	52	..	..	..	..	12,970	..	..	..
Other British Possessions . . . . .	2	1	1	..	..	560	74	217	77	..
<b>TOTAL BRITISH EMPIRE</b>	<b>17,422</b>	<b>14,866</b>	<b>21,849</b>	<b>8,475</b>	<b>7,443</b>	<b>56,77,737</b>	<b>46,14,569</b>	<b>65,41,227</b>	<b>25,47,016</b>	<b>19,88,796</b>

No. 13—continued

ARTICLES AND COUNTRIES OF CONSIGNMENT; ALSO SHARE OF EACH PROVINCE	QUANTITY					VALUE				
	1927-28	1928-29	1929-30	1930-31	1931-32	1927-28	1928-29	1929-30	1930-31	1931-32
						₹	₹	₹	₹	₹
<b>Metals and Ores—continued</b>										
<b>Iron or Steel—continued</b>										
<b>Sheets and plates—continued</b>										
<b>Tinned—continued</b>										
<b>Total Tinned (III. K)—continued</b>	<b>Tons</b>	<b>Tons</b>	<b>Tons</b>	<b>Tons</b>	<b>Tons</b>					
Germany . . . . .	2	..	..	..	6	748	..	380	89	1,458
Belgium . . . . .	122	12	1	24	..	23,954	1,850	610	4,622	..
Italy . . . . .	10	..	..	..	..	2,840	..	..	..	..
United States of America—										
Via Atlantic Coast . . .	7,393	12,297	9,315	8,752	143	24,76,233	41,00,871	31,42,610	29,24,375	45,119
Other Foreign Countries .	..	2	..	..	..	..	840	10	..	..
<b>TOTAL FOREIGN COUNTRIES</b>	<b>7,527</b>	<b>12,311</b>	<b>9,316</b>	<b>8,776</b>	<b>149</b>	<b>25,08,775</b>	<b>41,08,061</b>	<b>31,43,610</b>	<b>29,29,036</b>	<b>46,577</b>
<b>Share of Bengal . . . . .</b>	<b>6,798</b>	<b>12,391</b>	<b>10,080</b>	<b>4,848</b>	<b>3,205</b>	<b>21,71,768</b>	<b>[38,20,558</b>	<b>30,30,344</b>	<b>14,90,205</b>	<b>7,70,868</b>
" <i>Bombay</i> . . . . .	7,305	5,675	9,355	5,263	1,771	23,94,754	17,91,827	29,62,603	16,99,636	4,77,773
" <i>Sind</i> . . . . .	4,318	5,034	5,288	2,636	108	14,18,410	15,32,525	16,31,290	9,00,915	35,498
" <i>Madras</i> . . . . .	3,525	2,676	3,388	1,801	1,333	12,37,365	9,50,566	13,32,261	6,49,143	3,89,679
" <i>Burma</i> . . . . .	3,003	1,401	2,554	2,653	1,175	9,59,318	5,72,154	9,18,339	7,36,153	3,11,561
<b>TOTAL (PROTECTED)</b>	<b>24,949</b>	<b>27,177</b>	<b>31,165</b>	<b>17,251</b>	<b>7,592</b>	<b>81,81,512</b>	<b>7,17,680</b>	<b>99,84,887</b>	<b>54,76,052</b>	<b>19,85,378</b>
<b>Not galvanised or tinned—</b>										
<b>Sheets up to one-eighth inch</b>										
<b>thick (III. K)—</b>	<b>Tons</b>	<b>Tons</b>	<b>Tons</b>	<b>Tons</b>	<b>Tons</b>					
United Kingdom . . . . .	18,469	23,942	19,216	14,520	11,596	30,41,998	38,01,542	30,43,359	21,83,768	16,40,471
Ceylon . . . . .	1	2	..	..	..	221	499	..	31	..
Strait Settlements (including	..	..	32	..	..	..	..	9,960	12	..
Labuan) . . . . .										
Victoria . . . . .	..	..	..	3	..	..	..	..	1,868	..
Australian Commonwealth	..	..	..	3	..	..	..	..	1,868	..
(Total)										
<b>TOTAL BRITISH EMPIRE</b>	<b>18,470</b>	<b>23,944</b>	<b>19,248</b>	<b>14,523</b>	<b>11,596</b>	<b>30,42,219</b>	<b>38,02,041</b>	<b>30,58,319</b>	<b>21,85,674</b>	<b>16,40,471</b>
<b>Germany . . . . .</b>	<b>372</b>	<b>98</b>	<b>66</b>	<b>58</b>	<b>11</b>	<b>42,556</b>	<b>14,608</b>	<b>9,978</b>	<b>6,395</b>	<b>1,551</b>
<b>Netherlands . . . . .</b>	<b>14</b>	<b>3</b>	<b>128</b>	<b>418</b>	<b>2</b>	<b>2,276</b>	<b>1,017</b>	<b>23,628</b>	<b>58,642</b>	<b>945</b>
<b>Belgium . . . . .</b>	<b>13,919</b>	<b>10,496</b>	<b>4,512</b>	<b>4,035</b>	<b>1,792</b>	<b>18,85,794</b>	<b>18,48,544</b>	<b>5,64,281</b>	<b>4,25,792</b>	<b>1,80,337</b>
<b>Luxemburg . . . . .</b>	<b>237</b>	<b>22</b>	<b>50</b>	<b>55</b>	<b>65</b>	<b>27,724</b>	<b>2,620</b>	<b>7,018</b>	<b>5,902</b>	<b>5,700</b>
<b>France . . . . .</b>	<b>550</b>	<b>123</b>	<b>84</b>	<b>289</b>	<b>208</b>	<b>69,964</b>	<b>15,862</b>	<b>10,290</b>	<b>29,674</b>	<b>21,196</b>
<b>Japan . . . . .</b>	<b>24</b>	<b>..</b>	<b>11</b>	<b>..</b>	<b>25</b>	<b>3,552</b>	<b>..</b>	<b>3,223</b>	<b>29</b>	<b>5,603</b>
<b>United States of America—</b>										
Via Atlantic Coast . . .	19	57	52	50	6	6,910	23,488	27,886	23,923	2,717
" Pacific " . . . . .	..	3	..	..	..	..	2,406	..	..	..
<b>Other Foreign Countries</b>	<b>..</b>	<b>..</b>	<b>..</b>	<b>..</b>	<b>..</b>	<b>..</b>	<b>7</b>	<b>140</b>	<b>257</b>	<b>..</b>
<b>TOTAL FOREIGN COUNTRIES</b>	<b>15,135</b>	<b>10,802</b>	<b>4,908</b>	<b>4,900</b>	<b>2,107</b>	<b>20,33,776</b>	<b>14,08,552</b>	<b>6,46,439</b>	<b>5,50,614</b>	<b>2,18,058</b>
<b>Share of Bengal . . . . .</b>	<b>7,491</b>	<b>3,377</b>	<b>6,893</b>	<b>5,235</b>	<b>4,049</b>	<b>12,39,300</b>	<b>14,17,019</b>	<b>11,86,433</b>	<b>8,59,966</b>	<b>5,37,199</b>
" <i>Bombay</i> . . . . .	11,408	11,123	7,773	4,261	4,192	16,06,224	16,32,317	10,51,192	5,35,143	5,77,734
" <i>Sind</i> . . . . .	5,331	6,651	2,692	3,501	2,336	9,69,910	10,34,207	4,16,981	4,05,063	2,93,414
" <i>Madras</i> . . . . .	4,262	4,994	3,915	3,109	2,138	6,09,209	7,12,146	5,81,721	4,60,570	2,73,511
" <i>Burma</i> . . . . .	4,613	3,101	2,378	3,317	933	6,56,752	4,64,904	4,63,426	4,75,520	1,35,671
<b>TOTAL</b>	<b>33,305</b>	<b>34,746</b>	<b>24,151</b>	<b>19,423</b>	<b>13,703</b>	<b>50,80,995</b>	<b>52,10,598</b>	<b>36,99,758</b>	<b>27,36,288</b>	<b>18,67,529</b>

GENERAL IMPORTS

( 344 )

No. 13—continued

ARTICLES, AND COUNTRIES OF CONSIGNMENT; ALSO SHARE OF EACH PROVINCE	QUANTITY					VALUE				
	1927-28	1928-29	1929-30	1930-31	1931-32	1927-28	1928-29	1929-30	1930-31	1931-32
	Tons	Tons	Tons	Tons	Tons	Rs	Rs	Rs	Rs	Rs
<b>Metals and Ores—continued</b>										
<i>Iron or Steel—continued</i>										
<i>Sheets and Plates—continued</i>										
<i>Not galvanised or tinned—continued</i>										
<i>Plates over one-eighth inch thick (III K)—</i>										
United Kingdom . . . . .	24,056	20,308	25,333	11,150	4,938	32,89,052	33,53,164	31,26,007	15,57,832	0,77,976
Ceylon . . . . .	..	1	4	6	3	..	338	1,040	514	410
Straits Settlements (including Labuan) . . . . .	1	69	..	..	..	251	17,438	..	..	..
Other British Possessions . . . . .	..	2	..	..	..	..	770	..	..	..
<b>TOTAL BRITISH EMPIRE</b> . . . . .	<b>24,057</b>	<b>20,380</b>	<b>25,337</b>	<b>11,156</b>	<b>4,941</b>	<b>32,89,303</b>	<b>33,76,760</b>	<b>31,27,107</b>	<b>15,58,346</b>	<b>0,78,386</b>
Germany . . . . .	576	521	987	144	56	61,376	61,475	1,03,930	17,513	3,026
Netherlands . . . . .	181	..	..	..	..	20,015	..	..	..	..
Belgium . . . . .	16,605	13,458	9,787	7,326	2,345	17,11,162	14,61,743	10,72,060	8,11,567	2,44,940
Luxemburg . . . . .	631	298	318	226	82	1,02,535	23,301	33,246	20,115	6,012
France . . . . .	1,787	433	96	231	343	1,88,341	45,867	10,693	22,639	27,401
Italy . . . . .	25	..	..	..	..	2,500	..	..	..	..
Hungary . . . . .	212	50	383	..	..	22,981	5,512	33,925	..	..
United States of America—										
<i>Via Atlantic Coast</i> . . . . .	121	1	..	..	..	44,217	376	..	63	..
<i>" Pacific "</i> . . . . .	..	..	..	..	..	..	..	..	32	..
Other Foreign Countries . . . . .	11	1	..	1	..	1,171	551	20	977	55
<b>TOTAL FOREIGN COUNTRIES</b> . . . . .	<b>20,149</b>	<b>14,733</b>	<b>11,571</b>	<b>7,923</b>	<b>3,331</b>	<b>21,63,343</b>	<b>16,03,825</b>	<b>12,53,034</b>	<b>3,73,306</b>	<b>2,87,334</b>
<i>Share of Bengal</i> . . . . .	20,212	23,332	19,542	7,298	2,459	25,78,218	29,03,439	22,73,047	3,73,537	2,78,362
<i>" Bombay</i> . . . . .	12,462	10,172	9,612	5,142	2,549	14,64,253	12,51,947	11,40,465	7,44,019	3,06,855
<i>" Sind</i> . . . . .	3,098	2,157	1,664	1,249	1,018	3,37,496	3,06,531	2,03,946	1,33,933	1,21,011
<i>" Madras</i> . . . . .	5,253	3,456	2,388	2,541	1,521	6,08,537	4,02,079	3,42,450	2,39,190	1,66,419
<i>" Burma</i> . . . . .	3,273	4,501	3,202	2,363	725	4,14,692	6,16,539	4,27,133	3,38,973	92,793
<b>TOTAL</b> . . . . .	<b>44,206</b>	<b>44,113</b>	<b>36,908</b>	<b>19,093</b>	<b>8,272</b>	<b>54,53,251</b>	<b>54,80,585</b>	<b>43,86,041</b>	<b>24,31,652</b>	<b>0,65,720</b>
<b>Other sorts (III K)—</b>										
United Kingdom . . . . .	1,871	1,081	658	261	106	2,86,800	1,74,675	1,03,289	41,714	18,737
Other British Possessions . . . . .	..	1	..	..	..	..	70	..	..	..
<b>TOTAL BRITISH EMPIRE</b> . . . . .	<b>1,871</b>	<b>1,082</b>	<b>658</b>	<b>261</b>	<b>106</b>	<b>2,86,800</b>	<b>1,74,745</b>	<b>1,03,289</b>	<b>41,714</b>	<b>18,737</b>
Germany . . . . .	1	..	3	554	..	313	..	427	91,203	..
Belgium . . . . .	42	37	13	..	21	6,102	4,162	1,330	..	1,023
Luxemburg . . . . .	3	..	..	..	..	504	..	..	..	..
France . . . . .	..	16	..	..	..	..	1,729	..	..	..
United States of America—										
<i>Via Atlantic Coast</i> . . . . .	10	..	..	..	..	5,620	..	..	16	..
<b>TOTAL FOREIGN COUNTRIES</b> . . . . .	<b>56</b>	<b>53</b>	<b>16</b>	<b>554</b>	<b>21</b>	<b>12,539</b>	<b>5,891</b>	<b>2,257</b>	<b>91,224</b>	<b>1,023</b>
<i>Share of Bengal</i> . . . . .	431	363	229	739	116	1,32,335	35,677	49,291	1,24,705	13,343
<i>" Bombay</i> . . . . .	1,411	777	445	73	3	1,57,967	34,309	59,306	5,233	1,313
<i>" Sind</i> . . . . .	1	..	..	..	..	353	..	..	..	..
<i>" Madras</i> . . . . .	22	..	..	..	..	5,840	..	..	..	..
<i>" Burma</i> . . . . .	12	..	..	..	..	3,044	..	..	..	..
<b>TOTAL</b> . . . . .	<b>1,927</b>	<b>1,185</b>	<b>674</b>	<b>815</b>	<b>127</b>	<b>2,99,339</b>	<b>1,80,036</b>	<b>1,05,546</b>	<b>1,32,038</b>	<b>1,316</b>

No. 13—continued

ARTICLES, AND COUNTRIES OF CONSIGNMENT; ALSO SHARE OF EACH PROVINCE	QUANTITY					VALUE				
	1927-28	1928-29	1929-30	1930-31	1931-32	1927-28	1928-29	1929-30	1930-31	1931-32
	Tons	Tons	Tons	Tons	Tons	R	R	R	R	R
<b>Metals and Ores—continued</b>										
<b>Iron or Steel—continued</b>										
<b>Sheets and Plates—continued</b>										
Total not galvanised or tinned (III. K)—										
United Kingdom . . . . .	44,396	54,331	45,207	25,940	10,640	66,18,450	78,34,331	62,72,715	37,33,309	23,46,184
Ceylon . . . . .	1	72	4	6	3	221	18,057	1,040	545	410
Straits Settlements (including Labuan) . . . . .	1	..	32	..	..	251	..	9,960	12	..
Victoria . . . . .	..	..	..	3	..	..	..	..	1,808	..
New South Wales . . . . .	..	2	..	..	..	..	770	..	..	..
Australian Commonwealth (Total) . . . . .	..	2	..	3	..	..	770	..	1,868	..
Other British Possessions . . . . .	..	1	..	..	..	..	338	..	..	..
<b>TOTAL BRITISH EMPIRE</b> . . . . .	<b>44,398</b>	<b>54,406</b>	<b>45,243</b>	<b>25,949</b>	<b>10,643</b>	<b>66,18,922</b>	<b>78,53,546</b>	<b>62,83,715</b>	<b>37,85,734</b>	<b>23,46,594</b>
Germany . . . . .	949	619	1,056	756	67	1,04,245	70,083	1,14,330	1,15,110	9,577
Netherlands . . . . .	195	3	123	413	2	31,291	1,017	28,628	53,642	945
Belgium . . . . .	30,506	23,991	14,312	11,361	4,658	36,03,058	28,09,440	16,38,171	12,37,759	4,27,205
Luxemburg . . . . .	871	290	368	231	147	1,30,813	80,921	40,264	26,017	12,621
France . . . . .	2,337	572	180	520	554	2,58,305	63,458	20,933	52,313	48,597
Italy . . . . .	25	..	..	..	..	2,500	..	..	..	..
Hungary . . . . .	212	56	333	..	..	22,931	5,512	38,925	..	..
Japan . . . . .	24	..	11	..	25	3,552	..	3,223	29	5,613
United States of America—										
Via Atlantic Coast . . . . .	150	58	52	50	6	56,747	23,864	27,836	23,086	2,717
Via Pacific . . . . .	..	3	..	..	..	..	2,400	..	32	..
Other Foreign Countries . . . . .	11	1	..	1	..	1,171	553	220	1,250	45
<b>TOTAL FOREIGN COUNTRIES</b> . . . . .	<b>35,340</b>	<b>25,593</b>	<b>16,490</b>	<b>13,382</b>	<b>5,450</b>	<b>42,14,603</b>	<b>30,18,208</b>	<b>19,07,630</b>	<b>15,15,144</b>	<b>5,07,320</b>
Share of Bengal . . . . .	23,184	33,067	26,664	13,272	6,627	39,50,353	44,06,185	35,07,776	16,60,323	3,34,903
" Bombay . . . . .	25,231	22,073	17,330	9,479	6,749	32,28,449	23,79,223	22,47,512	12,87,396	3,36,192
" Sind . . . . .	3,323	3,803	4,356	4,760	3,354	13,56,859	13,90,733	6,20,027	5,33,996	4,14,425
" Madras . . . . .	9,537	3,450	6,303	5,650	3,659	12,23,436	11,14,225	9,24,171	7,49,760	4,39,930
" Burma . . . . .	7,393	7,602	6,030	6,130	1,713	10,74,438	10,31,443	3,90,559	3,64,499	3,23,464
Protected, fabricated . . . . .	3,873	2,858	1,105	731	163	7,08,425	6,00,223	2,49,256	1,70,351	46,848
Protected, others . . . . .	74,162	75,953	59,762	37,063	21,316	97,77,915	1,00,13,143	77,66,836	50,11,591	26,97,037
Not protected . . . . .	1,703	1,193	866	632	623	3,47,245	2,58,443	1,75,253	1,13,966	1,09,979
<b>TOTAL</b> . . . . .	<b>79,733</b>	<b>79,999</b>	<b>61,733</b>	<b>39,331</b>	<b>22,102</b>	<b>1,08,33,535</b>	<b>1,08,71,814</b>	<b>81,91,345</b>	<b>53,00,878</b>	<b>23,53,914</b>
<b>Total Sheets and Plates—</b>										
United Kingdom . . . . .	359,592	355,190	267,350	125,765	79,006	8,47,42,357	7,50,45,363	5,63,79,549	2,47,36,933	1,49,32,175
Gibraltar . . . . .	15	..	..	..	..	3,346	..	..	..	..
Ceylon . . . . .	65	98	21	6	3	15,173	24,710	5,195	1,261	611
Straits Settlements (including Labuan) . . . . .	9	8	35	1	..	3,131	1,720	11,016	760	200
Kenya Colony . . . . .	..	..	..	23	16	..	..	..	3,907	2,465
Somaland Protectorate . . . . .	..	52	..	..	..	..	12,970	..	..	..
Victoria . . . . .	..	..	..	3	..	..	..	..	1,868	..
New South Wales . . . . .	..	2	..	..	..	..	770	..	..	..
Australian Commonwealth (Total) . . . . .	..	2	..	3	..	..	770	..	1,868	..
Other British Possessions . . . . .	1	1	..	..	..	450	333	..	..	..
<b>TOTAL BRITISH EMPIRE</b> . . . . .	<b>359,592</b>	<b>355,349</b>	<b>267,406</b>	<b>125,793</b>	<b>79,025</b>	<b>8,47,64,507</b>	<b>7,50,85,885</b>	<b>5,63,95,760</b>	<b>2,47,44,734</b>	<b>1,49,35,651</b>

GENERAL IMPORTS

( 346 )

No. 13—continued

ARTICLES AND COUNTRIES OF CONSIGNMENT; ALSO SHARE OF EACH PROVINCE	QUANTITY					VALUE				
	1927-28	1928-29	1929-30	1930-31	1931-32	1927-28	1928-29	1929-30	1930-31	1931-32
						₹	₹	₹	₹	₹
<b>Metals and Ores—continued</b>										
<i>Iron or Steel—continued</i>										
<i>Total Sheets and Plates—concluded.</i>										
	Tons	Tons	Tons	Tons	Tons					
<b>Russia—</b>										
Northern Russia . . . . .	..	12	..	..	..	..	2,450	..	..	..
Denmark . . . . .	..	..	..	1	7	..	..	..	977	1,348
Germany . . . . .	7,632	5,833	4,960	5,619	1,162	15,64,241	10,77,309	8,56,105	9,00,458	1,70,880
Netherlands . . . . .	493	8	128	418	12	91,227	1,017	23,628	58,642	2,617
Belgium . . . . .	52,710	56,066	65,287	59,585	32,059	84,90,890	93,48,727	1,19,62,902	99,11,467	60,45,737
Luxemburg . . . . .	892	310	368	281	147	1,84,264	84,754	40,264	26,017	12,621
France . . . . .	2,369	591	180	520	554	2,64,288	67,622	20,983	52,318	48,597
Italy . . . . .	35	..	..	..	..	5,340	..	..	..	..
Hungary . . . . .	212	56	383	..	..	22,981	5,512	38,975	..	..
Japan . . . . .	372	522	756	1,147	505	1,23,491	1,62,655	2,29,321	3,25,115	1,15,168
<b>United States of America—</b>										
Vid Atlantic Coast . . . . .	11,871	14,665	10,981	10,695	228	41,44,942	49,20,094	36,86,370	30,16,697	76,060
„ Pacific „ . . . . .	2	3	1	5	24	1,850	2,406	948	2,856	18,631
Other Foreign Countries . . . . .	11	3	..	..	..	1,189	1,443	230	451	64
<b>TOTAL FOREIGN COUNTRIES</b>	<b>76,599</b>	<b>78,064</b>	<b>83,044</b>	<b>78,216</b>	<b>34,608</b>	<b>1,48,44,703</b>	<b>1,56,23,989</b>	<b>1,68,59,671</b>	<b>1,49,55,023</b>	<b>64,91,718</b>
<b>Share of Bengal</b>	<b>235,703</b>	<b>245,401</b>	<b>182,309</b>	<b>36,393</b>	<b>42,451</b>	<b>5,56,93,750</b>	<b>5,13,53,102</b>	<b>3,30,89,091</b>	<b>1,65,94,523</b>	<b>78,13,599</b>
„ <b>Bombay</b>	<b>113,263</b>	<b>111,164</b>	<b>99,333</b>	<b>59,961</b>	<b>39,402</b>	<b>2,30,33,303</b>	<b>2,18,19,943</b>	<b>1,99,00,042</b>	<b>1,11,24,422</b>	<b>80,15,749</b>
„ <b>Sind</b>	<b>26,435</b>	<b>26,531</b>	<b>20,550</b>	<b>16,212</b>	<b>9,686</b>	<b>61,69,076</b>	<b>59,72,611</b>	<b>47,23,232</b>	<b>30,99,320</b>	<b>15,48,550</b>
„ <b>Madras</b>	<b>24,074</b>	<b>23,566</b>	<b>25,099</b>	<b>18,537</b>	<b>12,389</b>	<b>50,33,351</b>	<b>47,28,376</b>	<b>53,88,311</b>	<b>36,26,363</b>	<b>20,50,206</b>
„ <b>Burma</b>	<b>36,666</b>	<b>26,701</b>	<b>23,154</b>	<b>22,616</b>	<b>9,795</b>	<b>96,74,730</b>	<b>67,75,837</b>	<b>56,49,255</b>	<b>52,44,129</b>	<b>19,99,065</b>
<b>TOTAL</b>	<b>436,101</b>	<b>433,413</b>	<b>350,450</b>	<b>204,014</b>	<b>113,723</b>	<b>9,96,09,210</b>	<b>9,07,09,874</b>	<b>7,37,55,431</b>	<b>3,96,99,757</b>	<b>2,14,27,169</b>
<b>Sleepers and Keys of Steel or Iron for railways (III, K)—(a)</b>										
		Tons	Tons	Tons	Tons					
<b>United Kingdom</b>	—	16,639	10,396	2,256	4,775	—	23,92,686	15,09,862	4,82,266	7,35,943
<b>Germany</b>	—	4,309	411	376	286	—	3,41,305	43,832	37,086	31,167
<b>Netherlands</b>	—	1,592	50	42	17	—	1,50,982	5,053	4,074	1,504
<b>Belgium</b>	—	59,687	50,802	13,860	345	—	43,94,138	44,98,330	13,97,553	41,441
<b>France</b>	—	2,804	3,964	..	204	—	2,21,780	3,50,803	..	16,810
<b>Italy</b>	—	..	185	..	..	—	..	23,043	..	..
<b>China (exclusive of Hongkong and Macao)</b>	—	..	..	..	..	—	..	..	30	..
<b>United States of America—</b>										
Vid Atlantic Coast . . . . .	—	5	1	..	..	—	3,015	287	..	..
<b>TOTAL FOREIGN COUNTRIES</b>	<b>—</b>	<b>66,397</b>	<b>55,363</b>	<b>14,278</b>	<b>852</b>	<b>—</b>	<b>56,10,665</b>	<b>49,26,958</b>	<b>14,33,743</b>	<b>90,922</b>
<b>Share of Bengal</b>	<b>—</b>	<b>47,628</b>	<b>42,315</b>	<b>631</b>	<b>635</b>	<b>—</b>	<b>38,38,222</b>	<b>33,06,345</b>	<b>39,129</b>	<b>1,42,079</b>
„ <b>Bombay</b>	<b>—</b>	<b>7,198</b>	<b>7,256</b>	<b>5,596</b>	<b>3,331</b>	<b>—</b>	<b>9,17,375</b>	<b>7,49,743</b>	<b>7,56,513</b>	<b>4,91,596</b>
„ <b>Sind</b>	<b>—</b>	<b>2,668</b>	<b>6,407</b>	<b>9,039</b>	<b>1,375</b>	<b>—</b>	<b>2,76,958</b>	<b>6,27,204</b>	<b>9,07,976</b>	<b>1,46,532</b>
„ <b>Madras</b>	<b>—</b>	<b>27,542</b>	<b>9,381</b>	<b>868</b>	<b>286</b>	<b>—</b>	<b>29,70,796</b>	<b>12,53,528</b>	<b>1,67,391</b>	<b>46,563</b>
<b>Protected</b>	<b>—</b>	<b>45,904</b>	<b>47,118</b>	<b>15,341</b>	<b>5,266</b>	<b>—</b>	<b>35,55,681</b>	<b>43,02,055</b>	<b>17,15,678</b>	<b>7,03,623</b>
<b>Not protected</b>	<b>—</b>	<b>39,132</b>	<b>18,641</b>	<b>1,193</b>	<b>361</b>	<b>—</b>	<b>44,47,670</b>	<b>21,34,765</b>	<b>2,05,491</b>	<b>63,147</b>
<b>TOTAL</b>	<b>—</b>	<b>85,036</b>	<b>65,759</b>	<b>16,534</b>	<b>5,627</b>	<b>—</b>	<b>80,03,351</b>	<b>64,36,820</b>	<b>19,21,009</b>	<b>3,26,770</b>

(a) Included in "Iron or Steel" from 1928-29, for previous years' figures see under "Railway Plant and Rolling Stock".



No. 13—continued

ARTICLES, AND COUNTRIES OF CONSIGNMENT; ALSO SHARE OF EACH PROVINCE	QUANTITY					VALUE				
	1927-28	1928-29	1929-30	1930-31	1931-32	1927-28	1928-29	1929-30	1930-31	1931-32
	Tons	Tons	Tons	Tons	Tons	R	R	R	R	R
<b>Metals and Ores—continued</b>										
<i>Iron or Steel—continued</i>										
Tubes, pipes and fittings, wrought (ILL. K)—										
United Kingdom . . . . .	28,588	16,655	17,867	17,012	11,635	84,94,733	51,12,818	57,75,430	52,80,914	36,67,114
Bahrein Islands . . . . .	..	..	..	8	..	..	..	..	2,018	..
Ceylon . . . . .	2	2	10	1	3	1,789	1,594	8,647	813	1,108
Straits Settlements (including Labuan) . . . . .	2	2	122	16	1	2,076	1,297	64,011	14,519	1,898
Canada—										
<i>Vid Atlantic Coast</i> . . . . .	9	..	229	26	223	2,402	..	54,679	7,977	60,046
Anglo-Egyptian Sudan . . . . .	..	..	..	..	3	..	..	..	..	1,001
Other British Possessions . . . . .	..	..	..	..	1	..	80	50	..	312
<b>TOTAL BRITISH EMPIRE</b> . . . . .	<b>28,596</b>	<b>16,659</b>	<b>18,228</b>	<b>17,063</b>	<b>11,866</b>	<b>85,01,000</b>	<b>51,15,789</b>	<b>58,97,817</b>	<b>53,06,241</b>	<b>37,31,479</b>
Finland . . . . .	..	..	..	27	..	..	..	..	6,395	..
Sweden . . . . .	12	58	13	6	6	6,816	35,299	7,947	3,155	2,706
Poland (including Dantzic) . . . . .	80	1,796	1,704	5,762	1,384	19,902	3,47,357	4,08,365	18,04,687	3,55,729
Germany . . . . .	7,227	6,412	6,294	5,835	3,305	13,37,764	15,80,657	16,58,122	16,47,663	9,57,202
Netherlands . . . . .	717	883	611	1,571	1,713	2,09,932	2,44,437	1,68,362	4,28,111	4,81,590
Belgium . . . . .	7,086	5,449	2,744	3,556	1,150	16,27,953	11,76,625	6,79,518	9,70,810	3,33,230
France . . . . .	1,846	3,800	2,732	2,078	278	4,11,014	7,64,614	6,55,489	5,53,338	60,963
Switzerland . . . . .	..	5	..	1	..	..	3,302	470	2,098	21
Italy . . . . .	8	8	..	30	..	876	5,214	42	7,656	714
Austria . . . . .	12	1	..	..	..	2,292	255	..	..	13
Czechoslovakia . . . . .	170	..	2	705	289	39,979	..	1,523	1,81,615	82,290
Japan . . . . .	..	88	211	801	602	56	23,785	1,33,598	1,57,013	2,46,756
Italian East Africa . . . . .	..	18	..	..	..	..	12,456	..	..	..
United States of America—										
<i>Vid Atlantic Coast</i> . . . . .	1,230	360	1,504	821	3,191	4,26,621	1,43,634	4,83,071	3,42,504	8,56,775
" Pacific " . . . . .	..	..	27	1	..	..	..	12,120	4,532	..
Other Foreign Countries . . . . .	1	1	2	..	2	356	384	767	8	985
<b>TOTAL FOREIGN COUNTRIES.</b> . . . .	<b>18,384</b>	<b>18,829</b>	<b>15,844</b>	<b>20,694</b>	<b>11,920</b>	<b>45,83,566</b>	<b>48,38,009</b>	<b>42,04,394</b>	<b>61,94,685</b>	<b>33,98,074</b>
Share of Bengal . . . . .	12,716	13,487	13,309	10,758	6,425	39,37,890	33,16,518	41,21,030	32,84,623	20,26,167
" Bombay . . . . .	3,322	3,788	3,395	9,465	5,517	22,09,455	21,37,340	23,50,209	26,23,515	17,35,536
" Sind . . . . .	6,540	5,990	5,000	10,762	4,507	18,33,156	14,78,778	14,14,714	33,58,793	13,64,788
" Madras . . . . .	4,135	3,906	2,901	3,263	4,061	11,47,686	10,01,713	7,63,153	10,08,480	10,08,303
" Burma . . . . .	14,717	3,317	4,467	3,569	2,976	33,56,330	10,19,011	14,53,165	12,27,415	9,05,654
Protected . . . . .	558	125	339	3,528	19	2,05,465	1,99,623	1,41,485	12,84,524	11,429
Not protected . . . . .	46,422	35,363	33,783	34,229	23,767	1,23,79,101	92,54,235	99,60,726	1,02,16,802	71,19,024
<b>TOTAL</b> . . . . .	<b>46,980</b>	<b>35,488</b>	<b>34,072</b>	<b>37,767</b>	<b>23,786</b>	<b>1,30,84,566</b>	<b>94,53,858</b>	<b>1,01,02,211</b>	<b>1,15,00,826</b>	<b>71,30,453</b>

GENERAL IMPORTS

( 348 )

No. 13—continued

ARTICLES, AND COUNTRIES OF CONSIGNMENT; ALSO SHARE OF EACH PROVINCE	QUANTITY					VALUE				
	1927-28	1928-29	1929-30	1930-31	1931-32	1927-28	1928-29	1929-30	1930-31	1931-32
	Tons	Tons	Tons	Tons	Tons	₹	₹	₹	₹	₹
<b>Metals and Ores—continued</b>										
<b>Iron or Steel—continued</b>										
<b>Wire nails (III. K)—</b>										
United Kingdom . . . . .	320	483	410	105	170	80,258	94,309	87,108	43,179	84,761
Straits Settlements (including Labuan) . . . . .	8	2	..	..	..	1,053	418	375	201	232
Other British Possessions . . . . .	1	..	..	..	..	316	186	127	6	27
<b>TOTAL BRITISH EMPIRE . . . . .</b>	<b>333</b>	<b>485</b>	<b>419</b>	<b>105</b>	<b>170</b>	<b>81,627</b>	<b>94,973</b>	<b>87,670</b>	<b>43,386</b>	<b>85,020</b>
Estonia . . . . .	29	34	42	48	23	6,201	7,188	8,111	9,106	4,518
Sweden . . . . .	19	..	..	17	12	266	78	..	7,127	3,201
Norway . . . . .	..	4	..	..	..	7,044	1,384	15	..	..
Denmark . . . . .	..	252	133	..	..	..	39,581	23,359	..	..
Germany . . . . .	2,206	2,903	2,414	2,072	2,325	4,20,581	4,88,584	4,14,128	3,21,095	3,62,683
Netherlands . . . . .	50	174	19	213	..	10,440	28,550	3,395	31,089	34
Belgium . . . . .	6,071	8,901	5,132	5,624	6,202	11,97,179	14,97,054	9,12,538	8,97,473	9,01,920
Luxemburg . . . . .	..	14	6	..	..	..	2,366	1,012	..	..
France . . . . .	184	279	..	4	..	34,094	48,653	327	654	..
Italy . . . . .	419	368	212	169	26	75,188	59,844	35,022	26,428	4,000
Austria . . . . .	1,284	910	398	243	93	2,13,799	1,58,307	95,449	37,312	12,651
Hungary . . . . .	649	193	961	1,255	277	1,12,332	31,017	1,58,127	1,94,538	41,702
Czechoslovakia . . . . .	1,505	3,322	2,746	2,504	319	2,60,782	5,42,597	4,75,223	4,00,994	51,071
Honjam Islands . . . . .	..	11	..	..	..	..	1,755	..	..	..
China (exclusive of Hong-kong and Macao) . . . . .	15	..	..	..	..	2,710	..	..	..	..
Japan . . . . .	2	..	11	..	..	500	..	4,550	11	9
Chile (including the Pacific Coast of Patagonia) . . . . .	..	..	12	..	..	..	..	2,012	..	..
Other Foreign Countries . . . . .	..	1	..	..	..	108	403	12	..	54
<b>TOTAL FOREIGN COUNTRIES . . . . .</b>	<b>13,100</b>	<b>17,426</b>	<b>12,086</b>	<b>12,214</b>	<b>9,277</b>	<b>23,41,320</b>	<b>20,07,416</b>	<b>21,03,230</b>	<b>19,82,317</b>	<b>14,41,853</b>
Share of Bengal . . . . .	3,052	5,950	2,345	3,845	2,159	5,13,525	9,97,139	5,35,408	6,71,343	3,61,008
.. Bombay . . . . .	2,560	2,352	1,798	1,331	1,439	4,28,550	3,82,294	3,95,438	2,03,778	2,22,567
.. Sind . . . . .	1,744	3,264	1,311	2,356	1,505	3,36,977	5,26,696	2,09,433	3,46,751	2,21,571
.. Madras . . . . .	1,811	2,765	2,332	2,123	1,833	3,09,916	5,07,784	4,34,155	3,57,677	2,93,173
.. Burma . . . . .	4,265	3,580	4,219	2,704	2,470	3,35,969	5,38,476	7,16,516	3,96,654	3,78,554
<b>TOTAL*</b> . . . . .	<b>13,433</b>	<b>17,911</b>	<b>12,505</b>	<b>12,409</b>	<b>9,456</b>	<b>24,22,947</b>	<b>20,02,389</b>	<b>21,90,950</b>	<b>19,76,208</b>	<b>14,76,873</b>

\*Prior to 1928-29 the figures relate to protected items.

No. 13—continued

ARTICLES, AND COUNTRIES OF CONSIGNMENT; ALSO SHARE OF EACH PROVINCE	QUANTITY					VALUE				
	1927-28	1928-29	1929-30	1930-31	1931-32	1927-28	1928-29	1929-30	1930-31	1931-32
<b>Metals and Ores—continued</b>										
<b>Iron or Steel—continued</b>										
<b>Wire rope—</b>										
<b>Black (III. K)—</b>	Tons	Tons	Tons	Tons	Tons					
United Kingdom . . . . .	2,071	2,169	1,772	1,702	1,416	12,43,768	12,01,101	10,02,000	9,60,008	8,04,048
Ceylon . . . . .	1	1	..	1	1	2,662	822	..	909	1,246
Straits Settlements (including Labuan) . . . . .	3	1	..	..	..	1,489	237	437	19	50
<b>TOTAL BRITISH EMPIRE . . . . .</b>	<b>2,075</b>	<b>2,171</b>	<b>1,772</b>	<b>1,703</b>	<b>1,417</b>	<b>12,47,919</b>	<b>12,02,210</b>	<b>10,02,437</b>	<b>9,61,621</b>	<b>8,06,244</b>
Germany . . . . .	19	14	14	136	150	11,550	4,418	6,599	71,855	62,362
Belgium . . . . .	5	10	..	21	11	938	1,877	..	4,048	2,535
Italy . . . . .	1	..	20	15	1	747	..	13,526	8,100	502
Austria . . . . .	10	19	60	21	..	6,872	12,416	39,718	11,889	..
United States of America—										
Via Atlantic Coast . . . . .	45	102	13	30	29	40,608	90,016	20,474	36,688	49,548
Other Foreign Countries . . . . .	..	..	..	..	1	..	..	33	4	505
<b>TOTAL FOREIGN COUNTRIES . . . . .</b>	<b>80</b>	<b>145</b>	<b>107</b>	<b>229</b>	<b>192</b>	<b>60,779</b>	<b>1,08,727</b>	<b>80,850</b>	<b>1,33,274</b>	<b>1,15,347</b>
Share of Bengal . . . . .	1,435	1,197	1,331	1,355	1,090	7,94,400	6,21,400	7,53,254	7,08,388	5,50,960
" Bombay . . . . .	34	30	23	7	7	30,946	21,794	17,137	6,268	5,968
" Sind . . . . .	91	138	108	40	41	81,139	1,17,436	77,575	36,411	37,303
" Madras . . . . .	185	117	61	108	132	1,63,331	87,535	33,257	68,170	1,08,391
" Burma . . . . .	410	334	306	422	239	2,38,332	4,62,722	3,01,554	2,74,953	1,97,969
<b>TOTAL . . . . .</b>	<b>2,155</b>	<b>2,316</b>	<b>1,979</b>	<b>1,932</b>	<b>1,609</b>	<b>13,08,698</b>	<b>13,10,937</b>	<b>10,82,787</b>	<b>10,94,895</b>	<b>9,21,591</b>
<b>Galvanised (III. K)—</b>	Tons	Tons	Tons	Tons	Tons					
United Kingdom . . . . .	1,839	1,424	1,126	957	649	11,33,640	8,30,745	7,20,868	5,52,342	3,78,372
Ceylon . . . . .	3	7	2	1	..	8,705	7,098	1,446	1,063	576
Straits Settlements (including Labuan) . . . . .	3	3	2	6	..	1,596	1,409	584	4,740	..
<b>TOTAL BRITISH EMPIRE . . . . .</b>	<b>1,845</b>	<b>1,434</b>	<b>1,130</b>	<b>964</b>	<b>649</b>	<b>11,43,941</b>	<b>8,39,247</b>	<b>7,22,898</b>	<b>5,58,145</b>	<b>3,78,948</b>
Germany . . . . .	193	321	283	324	319	97,757	1,31,479	1,25,486	1,34,129	99,601
Netherlands . . . . .	6	4	..	4	..	3,800	1,704	14	1,867	..
Belgium . . . . .	29	141	15	32	94	9,424	27,527	6,081	5,327	18,152
France . . . . .	3	5	..	..	..	1,927	954	125	1	..
Italy . . . . .	..	10	..	1	..	..	1,893	..	1,632	..
Austria . . . . .	..	29	25	11	..	..	18,020	16,659	6,107	..
United States of America—										
Via Atlantic Coast . . . . .	3	6	3	3	2	1,745	5,071	4,574	2,788	1,039
Pacific . . . . .	..	..	..	15	..	..	..	..	21,494	..
Other Foreign Countries . . . . .	1	4	..	1	..	395	562	..	718	..
<b>TOTAL FOREIGN COUNTRIES . . . . .</b>	<b>240</b>	<b>520</b>	<b>326</b>	<b>391</b>	<b>415</b>	<b>1,15,048</b>	<b>1,88,116</b>	<b>1,52,939</b>	<b>1,74,063</b>	<b>1,18,792</b>
Share of Bengal . . . . .	356	764	779	750	522	5,43,627	4,22,423	4,39,328	3,77,227	2,22,303
" Bombay . . . . .	231	282	190	148	137	1,15,692	1,46,612	1,02,982	83,161	38,203
" Sind . . . . .	70	123	100	62	34	44,963	76,974	55,800	43,435	18,810
" Madras . . . . .	153	273	138	203	197	1,36,663	1,51,340	1,43,692	1,16,506	97,309
" Burma . . . . .	770	507	199	186	124	4,13,044	2,29,711	1,29,035	1,11,819	70,115
<b>TOTAL . . . . .</b>	<b>2,085</b>	<b>1,954</b>	<b>1,456</b>	<b>1,355</b>	<b>1,064</b>	<b>12,58,939</b>	<b>10,27,363</b>	<b>8,75,837</b>	<b>7,32,208</b>	<b>4,97,740</b>

GENERAL IMPORTS

( 350 )

No. 13—continued

ARTICLES, AND COUNTRIES OF CONSIGNMENT; ALSO SHARE OF EACH PROVINCE	QUANTITY					VALUE				
	1927-28	1928-29	1929-30	1930-31	1931-32	1927-28	1928-29	1929-30	1930-31	1931-32
<b>Metals and Ores—continued</b>										
<b>Iron or Steel—continued</b>										
Wire, other than fencing wire (III. K)—	Tons	Tons	Tons	Tons	Tons					
United Kingdom . . . . .	1,255	1,341	1,175	956	826	3,47,838	4,22,091	3,80,706	2,83,148	2,57,241
Hongkong . . . . .	1	..	3	..	1	420	287	1,356	..	413
Other British Possessions . . . . .	5	1	..	..	3	894	512	389	885	1,071
<b>TOTAL BRITISH EMPIRE</b>	<b>1,261</b>	<b>1,342</b>	<b>1,178</b>	<b>956</b>	<b>830</b>	<b>3,49,202</b>	<b>4,22,890</b>	<b>3,83,951</b>	<b>2,84,033</b>	<b>2,58,725</b>
Sweden . . . . .	13	11	13	14	13	2,464	4,289	6,466	5,194	5,150
Germany . . . . .	2,153	3,303	2,318	6,504	4,450	5,01,108	6,24,136	5,97,900	10,58,215	6,90,275
Netherlands . . . . .	41	66	169	405	5	6,546	10,543	23,814	66,524	958
Belgium . . . . .	3,457	3,837	3,064	3,054	3,257	6,03,173	6,23,207	5,24,784	4,41,810	4,57,302
Luxemburg . . . . .	..	..	139	..	..	..	..	13,085	..	..
France . . . . .	70	74	141	6	..	9,775	11,937	23,100	1,053	10
Italy . . . . .	277	241	359	212	205	39,754	38,739	56,062	35,216	23,764
Austria . . . . .	404	162	9	50	99	60,533	23,250	1,058	7,438	13,073
Hungary . . . . .	71	30	70	171	..	11,125	6,075	12,003	23,618	..
Czechoslovakia . . . . .	164	315	662	761	460	25,095	1,23,269	1,00,573	1,05,197	61,064
Japan . . . . .	..	..	21	..	15	..	..	410	35	2,947
United States of America—										
Vid Atlantic Coast . . . . .	87	87	93	122	94	18,254	15,706	18,157	21,739	17,249
" Pacific " . . . . .	..	..	..	..	..	..	..	46	..	160
Other Foreign Countries . . . . .	5	5	3	..	2	930	746	626	38	953
<b>TOTAL FOREIGN COUNTRIES</b>	<b>6,742</b>	<b>8,640</b>	<b>7,554</b>	<b>11,339</b>	<b>8,600</b>	<b>12,78,312</b>	<b>14,86,902</b>	<b>13,30,649</b>	<b>17,66,077</b>	<b>12,82,908</b>
Share of Bengal . . . . .	3,651	4,290	3,519	5,823	3,956	3,05,195	3,92,910	7,75,699	9,34,291	6,75,590
" Bombay . . . . .	2,344	3,327	2,283	3,963	2,160	4,03,326	5,66,331	4,37,773	4,80,339	3,46,746
" Sind . . . . .	743	1,106	1,579	2,075	2,313	1,47,343	1,94,988	2,60,806	3,67,491	3,06,331
" Madras . . . . .	593	776	761	490	476	1,20,035	1,37,666	1,61,329	1,94,303	91,307
" Burma . . . . .	667	483	535	595	625	1,51,615	1,17,910	1,33,493	1,13,636	1,21,660
<b>TOTAL*</b>	<b>8,003</b>	<b>9,982</b>	<b>8,732</b>	<b>12,345</b>	<b>9,430</b>	<b>16,28,014</b>	<b>19,09,792</b>	<b>17,69,600</b>	<b>20,50,110</b>	<b>15,41,633</b>
<b>Other manufactures of iron or steel (III. K)—(a)</b>										
United Kingdom . . . . .	27,441	27,183	22,170	16,394	10,093	33,51,773	32,91,397	26,92,153	63,35,311	32,31,244
Ceylon . . . . .	4	136	10	16	8	1,732	43,719	4,040	3,704	4,249
Straits Settlements (including Labuan) . . . . .	3	..	23	7	..	1,153	80	9,704	3,455	9
Hongkong . . . . .	2	8	..	..	..	380	1,600	..	..	..
Canada—										
Vid Atlantic Coast . . . . .	22	39	4	2	4	11,423	16,474	2,415	3,774	1,601
Western Australia . . . . .	10	..	..	..	..	1,216	..	..	..	..
New South Wales . . . . .	..	10	..	9	..	..	4,915	36	5,411	..
Australian Commonwealth (Total) . . . . .	10	10	..	9	..	1,216	4,915	36	5,411	..
Other British Possessions . . . . .	1	1	..	..	..	150	250	..	..	..
<b>TOTAL BRITISH EMPIRE</b>	<b>27,483</b>	<b>27,427</b>	<b>22,207</b>	<b>16,428</b>	<b>10,110</b>	<b>33,67,337</b>	<b>33,58,435</b>	<b>27,08,398</b>	<b>63,56,655</b>	<b>32,37,103</b>

(a) Includes protected items for railways, e.g.,—Spikes and tiebars, switches, crossings, and the like materials not made of alloy steel. Prior to 1928-29 the figures relate to protected items.

No. 13—continued

ARTICLES, AND COUNTRIES OF CONSIGNMENT; ALSO SHARE OF EACH PROVINCE	QUANTITY					VALUE				
	1927-28	1928-29	1929-30	1930-31	1931-32	1927-28	1928-29	1929-30	1930-31	1931-32
						R	R	R	R	R
<b>Metals and Ores—continued</b>										
<b>Iron or Steel—continued</b>										
Other manufactures of iron or steel (III, K)—continued	Tons	Tons	Tons	Tons	Tons					
Sweden . . . . .	10	7	8	1	5	2,923	2,929	1,152	1,195	1,382
Germany . . . . .	1,408	1,510	1,611	700	865	2,76,568	3,16,366	3,56,998	1,76,062	2,06,659
Netherlands . . . . .	129	96	42	15	..	20,802	24,586	13,441	3,956	1,542
Belgium . . . . .	13,516	11,700	7,415	12,196	4,705	18,03,485	19,90,965	12,69,135	17,09,626	5,52,956
Luxemburg . . . . .	..	283	83	..	..	..	45,101	14,239	..	..
France . . . . .	3,059	256	137	56	29	2,79,162	50,523	29,141	16,873	2,958
Switzerland . . . . .	16	..	..	..	2	11,348	..	..	..	341
Italy . . . . .	20	49	37	54	15	14,048	18,558	9,457	16,371	4,927
Austria . . . . .	19	10	9	46	20	4,384	5,342	8,696	10,868	7,305
Hungary . . . . .	..	21	..	3	..	..	3,378	..	1,114	..
Czechoslovakia . . . . .	92	83	95	97	100	23,440	25,571	28,519	25,165	26,787
Serb-Croat Slovene State (Jugo-Slavia) . . . . .	..	3	5	18	8	..	843	1,658	3,790	2,391
Persia . . . . .	..	..	26	16	70	..	..	2,076	1,223	3,486
Japan . . . . .	1	2	7	13	..	250	353	909	1,616	52
United States of America—										
<i>Via Atlantic Coast</i> . . . . .	1,244	872	1,765	1,489	799	3,77,318	3,57,439	4,37,631	4,07,263	1,40,000
<i>" Pacific " " "</i> . . . . .	..	3	7	18	3	..	2,110	5,752	15,872	6,315
Other Foreign Countries . . . . .	..	4	1	2	..	11	483	236	645	482
<b>TOTAL FOREIGN COUNTRIES.</b>	<b>19,512</b>	<b>14,939</b>	<b>11,243</b>	<b>14,719</b>	<b>6,021</b>	<b>28,19,039</b>	<b>28,44,642</b>	<b>21,70,200</b>	<b>24,00,650</b>	<b>9,57,533</b>
<i>Share of Bengal</i> . . . . .	23,459	16,667	14,342	7,677	5,206	57,52,727	54,31,332	44,93,721	22,89,378	13,73,965
<i>" Bombay</i> . . . . .	7,820	10,613	7,906	6,454	6,615	18,35,534	27,48,671	23,06,440	19,33,638	14,33,310
<i>" Sind</i> . . . . .	3,043	7,181	6,087	12,093	2,606	14,25,927	17,93,566	13,08,136	21,95,498	6,57,311
<i>" Madras</i> . . . . .	5,490	6,198	3,544	3,467	1,237	15,28,317	16,05,488	12,36,868	16,92,619	3,93,676
<i>" Burma</i> . . . . .	2,133	1,757	1,571	1,456	1,017	6,43,371	5,74,020	5,42,333	6,45,181	3,35,874
{ Protected . . . . .	33,739	24,485	17,496	15,035	10,066	68,07,282	55,35,315	41,14,266	30,53,686	18,08,101
{ Not protected . . . . .	13,256	17,931	15,954	16,112	6,665	48,79,594	66,87,762	57,78,332	57,03,628	23,86,535
<b>TOTAL</b>	<b>46,995</b>	<b>42,416</b>	<b>33,450</b>	<b>31,147</b>	<b>16,731</b>	<b>1,11,86,876</b>	<b>1,22,03,077</b>	<b>98,87,598</b>	<b>87,57,314</b>	<b>41,94,636</b>
<b>Total Iron or Steel—</b>	<b>Tons</b>	<b>Tons</b>	<b>Tons</b>	<b>Tons</b>	<b>Tons</b>					
United Kingdom . . . . .	625,908	566,817	425,591	231,115	145,632	13,63,96,319	11,90,05,377	9,28,77,852	5,13,33,989	3,11,52,247
Gibraltar . . . . .	15	..	..	..	..	3,346	..	..	..	..
Aden and Dependencies . . . . .	..	35	16	20	..	47	4,888	247	325	86
Bahrain Islands . . . . .	1	..	..	8	..	450	..	..	2,081	..
Ceylon . . . . .	1,083	1,524	1,259	1,475	740	80,587	1,48,270	67,833	1,14,368	36,090
Straits Settlements (including Labuan) . . . . .	68	44	221	40	8	22,615	12,042	1,01,194	31,236	4,246
Hongkong . . . . .	5	11	3	3	1	880	3,197	1,856	1,392	413
Zanzibar and Pemba . . . . .	125	40	..	77	30	5,431	1,605	..	2,884	969
Kenya Colony . . . . .	6	2	1	23	17	1,650	567	15	3,910	2,542
Somaland Protectorate . . . . .	..	52	..	..	..	..	12,970	..	..	..
Anglo-Egyptian Sudan . . . . .	..	..	..	..	3	..	..	..	..	1,001
Canada—										
<i>Via Atlantic Coast</i> . . . . .	55	62	323	117	227	25,538	26,635	37,213	44,552	61,697
Western Australia . . . . .	10	..	..	..	..	1,216	..	..	2	..
South Australia (including Northern Territory) . . . . .	..	..	..	..	..	..	..	..	10	..
Victoria . . . . .	..	..	1	5	..	..	..	792	3,029	306
New South Wales . . . . .	..	12	..	9	..	..	5,685	86	5,411	..
Australian Commonwealth (Total) . . . . .	10	72	1	14	..	1,216	5,685	378	3,458	306
Other British Possessions . . . . .	..	2	..	..	1	35	637	40	..	386
<b>TOTAL BRITISH EMPIRE</b>	<b>627,276</b>	<b>568,601</b>	<b>427,414</b>	<b>232,392</b>	<b>146,659</b>	<b>13,65,38,214</b>	<b>11,92,22,773</b>	<b>9,31,37,128</b>	<b>5,15,43,085</b>	<b>3,12,59,942</b>

GENERAL IMPORTS

ARTICLES, AND COUNTRIES OF CONSIGNMENT; ALSO SHARE OF EACH PROVINCE	QUANTITY					VALUE				
	1927-28	1928-29	1929-30	1930-31	1931-32	1927-28	1928-29	1929-30	1930-31	1931-32
	Tons	Tons	Tons	Tons	Tons	R	R	R	R	R
<i>Metals and Ores—continued</i>										
<i>Iron or Steel—concluded</i>										
<i>Total Iron or Steel—continued</i>										
Russia:—										
Northern Russia . . . . .	..	12	..	..	..	1	2,450	..	..	..
Finland . . . . .	1	20	6	59	49	307	3,762	1,362	16,123	18,46
Esthonia . . . . .	65	63	75	85	40	31,339	23,716	34,063	40,634	20,00
Sweden . . . . .	1,026	1,320	907	1,290	2,323	8,45,741	7,20,636	6,50,405	6,77,434	10,86,90
Norway . . . . .	2,860	2,032	2,276	1,753	1,036	9,71,039	9,07,038	7,75,363	5,50,001	3,38,04
Denmark . . . . .	600	261	142	34	29	56,506	44,700	30,615	12,585	12,54
Poland (including Dantzg) . . . . .	130	1,331	1,704	5,364	1,397	24,222	3,52,872	4,03,365	19,24,146	3,62,514
Germany . . . . .	37,208	42,675	38,938	33,815	23,415	81,00,692	80,75,599	79,15,551	69,94,810	41,07,70
Netherlands . . . . .	5,832	4,488	2,052	4,659	2,820	10,17,768	7,61,091	4,33,237	9,49,908	7,09,877
Belgium . . . . .	174,971	227,105	201,140	148,765	73,038	2,51,17,622	2,93,20,692	2,87,64,768	2,18,13,737	1,18,06,738
Luxemburg . . . . .	2,450	1,852	4,318	4,003	2,599	2,75,667	2,10,953	4,86,747	4,48,000	2,48,821
Franco . . . . .	23,100	32,622	23,353	22,106	9,001	30,46,043	37,23,653	27,05,551	22,75,341	8,31,306
Switzerland . . . . .	30	6	..	1	4	16,448	3,810	909	2,045	2,234
Italy . . . . .	1,094	877	1,204	668	545	2,25,684	1,79,339	2,76,133	1,59,076	1,28,564
Austria . . . . .	3,795	2,690	1,877	1,312	1,052	10,36,487	9,39,430	8,27,355	5,99,463	3,71,966
Hungary . . . . .	1,057	527	1,596	1,664	354	1,70,794	88,871	2,33,480	2,34,237	77,534
Czechoslovakia . . . . .	2,197	4,773	4,302	5,426	2,209	4,07,993	8,05,920	8,13,208	10,23,697	5,25,599
Serb-Croat Slovene State (Jugo-Slavia) . . . . .	..	22	27	15	9	..	8,620	9,336	4,512	2,571
Iraq . . . . .	99	73	143	237	97	5,486	6,373	5,796	11,693	2,996
Native States in Arabia other than Maskat territory and Trucial Oman . . . . .	..	..	..	..	16	..	17	35	25	1,155
Persia . . . . .	84	104	68	41	86	3,883	5,136	4,424	4,763	4,540
Henjam Island . . . . .	..	11	..	..	..	..	1,755	..	..	..
Dutch (Borneo) . . . . .	..	12	..	..	..	..	3,093	..	..	..
China (exclusive of Hong-kong and Macao) . . . . .	15	49	..	7	..	2,710	29,236	..	303	400
Japan . . . . .	978	588	904	2,143	1,154	2,50,020	1,91,929	3,72,934	5,14,088	3,76,220
Portuguese East Africa . . . . .	23	..	..	..	..	1,133	..	..	..	..
Italian East Africa . . . . .	..	18	..	..	..	37	12,456	..	..	..
United States of America—										
Via Atlantic Coast . . . . .	16,409	17,923	15,834	14,922	5,137	56,97,541	61,09,201	52,01,922	49,16,563	13,68,337
" Pacific " . . . . .	2	7	40	42	28	2,040	5,050	19,144	46,564	25,447
Chile . . . . .	..	..	12	..	..	..	..	2,012	..	..
Other Foreign Countries . . . . .	3	13	2	8	..	1,145	2,259	651	1,191	398
<b>TOTAL FOREIGN COUNTRIES.</b>	<b>279,749</b>	<b>342,574</b>	<b>301,170</b>	<b>254,400</b>	<b>1,26,538</b>	<b>4,73,09,248</b>	<b>5,30,46,010</b>	<b>5,00,67,781</b>	<b>4,32,71,907</b>	<b>2,25,11,047</b>
<i>Share of Bengal</i> . . . . .	<i>375,538</i>	<i>442,696</i>	<i>340,139</i>	<i>174,241</i>	<i>86,813</i>	<i>3,28,10,729</i>	<i>3,41,32,616</i>	<i>6,00,27,305</i>	<i>3,40,98,740</i>	<i>1,71,70,864</i>
" <i>Bombay</i> . . . . .	<i>201,323</i>	<i>218,259</i>	<i>187,801</i>	<i>139,690</i>	<i>90,132</i>	<i>3,34,43,286</i>	<i>4,03,64,423</i>	<i>3,59,41,167</i>	<i>2,49,57,725</i>	<i>1,72,48,304</i>
" <i>Sind</i> . . . . .	<i>36,005</i>	<i>34,583</i>	<i>74,870</i>	<i>79,185</i>	<i>38,197</i>	<i>1,57,46,458</i>	<i>1,56,30,626</i>	<i>1,35,19,023</i>	<i>1,40,27,219</i>	<i>73,32,196</i>
" <i>Madras</i> . . . . .	<i>143,537</i>	<i>119,946</i>	<i>72,779</i>	<i>50,717</i>	<i>33,922</i>	<i>2,36,99,580</i>	<i>1,82,78,105</i>	<i>1,45,35,284</i>	<i>1,10,06,942</i>	<i>63,98,420</i>
" <i>Burma</i> . . . . .	<i>100,587</i>	<i>54,691</i>	<i>52,945</i>	<i>46,323</i>	<i>24,123</i>	<i>2,31,42,409</i>	<i>1,33,63,003</i>	<i>1,31,81,630</i>	<i>1,07,24,366</i>	<i>56,15,205</i>
{ Protected . . . . .	743,252	698,681	555,264	341,373	176,600	14,03,44,277	12,61,03,480	10,21,23,450	5,98,42,503	3,06,10,077
{ Not-protected . . . . .	163,773	212,494	173,320	145,938	96,597	4,30,03,185	4,60,70,303	4,10,81,459	3,49,72,389	2,31,60,312
<b>TOTAL</b>	<b>907,025</b>	<b>911,175</b>	<b>728,534</b>	<b>487,301</b>	<b>273,197</b>	<b>18,38,47,462</b>	<b>17,22,03,783</b>	<b>14,32,04,909</b>	<b>9,48,14,002</b>	<b>5,37,70,389</b>
<i>Iron—</i>										
<i>Vn-wrought—</i>										
<i>Ore (I.L.F.)—</i>										
United Kingdom . . . . .	27	11	9	15	..	13,097	4,908	4,259	5,604	..
France . . . . .	339	194	218	237	259	1,56,975	73,463	88,072	88,432	88,975
Other Foreign Countries . . . . .	2	..	..	4	..	660	..	..	1,875	..
<b>TOTAL FOREIGN COUNTRIES.</b>	<b>341</b>	<b>194</b>	<b>218</b>	<b>241</b>	<b>259</b>	<b>1,57,335</b>	<b>78,463</b>	<b>88,072</b>	<b>90,307</b>	<b>88,975</b>

No. 13—continued

ARTICLES AND COUNTRIES OF CONSIGNMENT; ALSO SHARE OF EACH PROVINCE	QUANTITY					VALUE				
	1927-28	1928-29	1929-30	1930-31	1931-32	1927-28	1928-29	1929-30	1930-31	1931-32
						R	R	R	R	R
<b>Metals and Ores—continued</b>										
<b>Lead—continued</b>										
<b>Unwrought—continued</b>										
<b>Ore (F. K)—continued</b>										
Share of Bengal . . . . .	69	43	34	44	29	31,301	17,327	14,474	16,834	10,769
„ Bombay . . . . .	119	86	69	33	66	53,978	33,060	28,234	31,409	22,248
„ Sind . . . . .	180	76	124	129	164	85,208	23,987	49,608	47,668	55,953
„ Madras . . . . .	..	..	..	..	..	245	..	..	..	..
„ Burma . . . . .	..	..	..	..	..	..	..	15	..	..
<b>TOTAL</b>	<b>368</b>	<b>205</b>	<b>227</b>	<b>256</b>	<b>259</b>	<b>1,70,732</b>	<b>78,374</b>	<b>92,331</b>	<b>95,911</b>	<b>88,976</b>
<b>Fig (III. L)—</b>										
United Kingdom . . . . .	Cwts. 1,925	Cwts. 601	Cwts. 941	Cwts. 929	Cwts. 3,089	37,150	10,760	17,325	14,311	36,127
Ceylon . . . . .	1,090	1,396	2,339	1,933	961	20,701	22,351	38,005	21,815	9,227
Mauritius and Dependencies . . . . .	..	..	14	825	56	..	..	168	10,040	680
Other British Possessions . . . . .	..	11	..	13	..	..	239	..	238	..
<b>TOTAL BRITISH EMPIRE</b>	<b>3,015</b>	<b>2,008</b>	<b>3,294</b>	<b>3,700</b>	<b>4,106</b>	<b>57,851</b>	<b>33,350</b>	<b>50,498</b>	<b>46,404</b>	<b>46,034</b>
Germany . . . . .	..	..	..	..	1	..	..	..	..	32
France . . . . .	324	100	432	99	..	6,886	2,000	5,500	1,978	..
Italy . . . . .	..	..	..	2	..	..	..	..	36	..
<b>Total Foreign Countries</b>	<b>324</b>	<b>100</b>	<b>432</b>	<b>101</b>	<b>1</b>	<b>6,886</b>	<b>2,000</b>	<b>5,500</b>	<b>2,009</b>	<b>32</b>
<b>Share of Bengal</b>	<b>452</b>	<b>242</b>	<b>191</b>	<b>89</b>	<b>112</b>	<b>9,833</b>	<b>4,410</b>	<b>4,009</b>	<b>1,716</b>	<b>2,345</b>
„ Bombay . . . . .	41	..	614	960	53	789	..	6,539	11,838	708
„ Sind . . . . .	59	60	1	23	952	1,078	1,362	30	395	13,369
„ Madras . . . . .	2,413	1,306	2,920	2,427	2,935	46,604	29,578	43,517	29,422	29,644
„ Burma . . . . .	383	..	100	302	..	6,633	..	1,913	5,042	..
<b>TOTAL</b>	<b>3,339</b>	<b>2,108</b>	<b>3,726</b>	<b>3,801</b>	<b>4,107</b>	<b>64,737</b>	<b>35,350</b>	<b>55,908</b>	<b>48,418</b>	<b>40,066</b>
<b>Other sorts (III. L)—</b>										
United Kingdom . . . . .	Cwts. 1,400	Cwts. 323	Cwts. 68	Cwts. 105	Cwts. 203	39,680	6,950	455	2,317	2,111
Ceylon . . . . .	26	165	238	85	211	1,243	1,444	1,554	570	1,595
<b>TOTAL BRITISH EMPIRE</b>	<b>1,426</b>	<b>488</b>	<b>306</b>	<b>250</b>	<b>414</b>	<b>40,923</b>	<b>8,394</b>	<b>2,009</b>	<b>2,887</b>	<b>3,706</b>
Iraq . . . . .	350	..	65	86	58	3,631	..	805	751	487
Other Foreign Countries . . . . .	96	..	..	..	..	2,057	..	..	..	..
<b>TOTAL FOREIGN COUNTRIES.</b>	<b>446</b>	<b>..</b>	<b>65</b>	<b>86</b>	<b>58</b>	<b>5,688</b>	<b>..</b>	<b>805</b>	<b>751</b>	<b>487</b>
<b>Share of Bengal</b>	<b>34</b>	<b>13</b>	<b>2</b>	<b>5</b>	<b>102</b>	<b>1,241</b>	<b>237</b>	<b>38</b>	<b>96</b>	<b>800</b>
„ Bombay . . . . .	..	91	344	140	59	..	475	2,455	1,025	825
„ Sind . . . . .	356	..	20	..	..	3,676	..	219	..	..
„ Madras . . . . .	26	124	5	25	211	1,243	3,450	102	296	1,604
„ Burma . . . . .	1,456	260	..	160	100	40,451	4,231	..	2,221	1,264
<b>TOTAL</b>	<b>1,872</b>	<b>488</b>	<b>371</b>	<b>336</b>	<b>472</b>	<b>46,611</b>	<b>8,394</b>	<b>2,512</b>	<b>3,638</b>	<b>4,193</b>

GENERAL IMPORTS

( 354 )

No. 13—continued

ARTICLES, AND COUNTRIES OF CONSIGNMENT; ALSO SHARE OF EACH PROVINCE	QUANTITY					VALUE				
	1927-28	1928-29	1929-30	1930-31	1931-32	1927-28	1928-29	1929-30	1930-31	1931-32
						₹	₹	₹	₹	₹
<b>Metals and Ores—continued</b>										
<i>Lead—continued</i>										
<i>Wrought—continued</i>										
<b>Pipes and Tubes (III. L)—</b>										
	Cwts.	Cwts.	Cwts.	Cwts.	Cwts.					
United Kingdom . . . . .	3,842	2,195	3,296	2,748	3,033	1,00,690	59,351	94,342	77,014	76,293
Hongkong . . . . .	..	..	..	106	..	..	..	..	1,706	..
Other British Possessions . . . . .	6	..	14	..	..	30	..	142	..	..
<b>TOTAL BRITISH EMPIRE</b>	<b>3,848</b>	<b>2,195</b>	<b>3,310</b>	<b>2,854</b>	<b>3,033</b>	<b>1,00,720</b>	<b>59,351</b>	<b>94,484</b>	<b>78,720</b>	<b>76,293</b>
Germany . . . . .	963	972	454	808	809	31,367	20,871	11,589	16,437	17,915
Netherlands . . . . .	..	39	176	..	..	..	817	3,416	..	..
Belgium . . . . .	4,169	6,023	5,850	5,486	2,687	94,514	1,22,041	1,19,770	1,01,607	42,318
France . . . . .	..	..	66	69	18	..	..	1,309	2,102	1,076
Italy . . . . .	..	20	30	..	..	..	400	1,865	..	..
Other Foreign Countries . . . . .	2	..	22	122	64	38	..	726	1,764	791
<b>TOTAL FOREIGN COUNTRIES</b>	<b>5,134</b>	<b>7,054</b>	<b>6,598</b>	<b>6,485</b>	<b>3,573</b>	<b>1,15,919</b>	<b>1,44,129</b>	<b>1,38,475</b>	<b>1,21,910</b>	<b>62,100</b>
<i>Share of Bengal</i> . . . . .	<i>3,631</i>	<i>2,483</i>	<i>3,592</i>	<i>2,308</i>	<i>1,674</i>	<i>90,506</i>	<i>53,151</i>	<i>82,327</i>	<i>48,010</i>	<i>31,990</i>
" <i>Bombay</i> . . . . .	<i>3,690</i>	<i>5,399</i>	<i>4,278</i>	<i>4,897</i>	<i>3,419</i>	<i>82,383</i>	<i>1,09,971</i>	<i>86,881</i>	<i>89,892</i>	<i>[50,626]</i>
" <i>Sind</i> . . . . .	<i>120</i>	<i>128</i>	<i>211</i>	<i>334</i>	<i>309</i>	<i>2,741</i>	<i>3,130</i>	<i>4,969</i>	<i>6,655</i>	<i>[6,261]</i>
" <i>Madras</i> . . . . .	<i>338</i>	<i>770</i>	<i>1,269</i>	<i>974</i>	<i>942</i>	<i>7,812</i>	<i>26,853</i>	<i>46,316</i>	<i>40,575</i>	<i>40,612</i>
" <i>Burma</i> . . . . .	<i>1,203</i>	<i>409</i>	<i>558</i>	<i>326</i>	<i>262</i>	<i>[33,197]</i>	<i>10,375</i>	<i>11,966</i>	<i>15,498</i>	<i>3,909</i>
<b>TOTAL</b>	<b>8,982</b>	<b>9,249</b>	<b>9,908</b>	<b>9,339</b>	<b>6,606</b>	<b>2,16,639</b>	<b>2,03,480</b>	<b>2,32,959</b>	<b>2,00,630</b>	<b>1,36,398</b>
<b>Sheets (III. L)—</b>										
	Cwts.	Cwts.	Cwts.	Cwts.	Cwts.					
United Kingdom . . . . .	10,447	5,957	6,214	5,910	9,268	2,44,394	1,15,595	1,22,444	95,676	1,19,042
Ceylon . . . . .	..	..	123	145	240	..	..	2,844	2,413	3,691
Other British Possessions . . . . .	..	25	..	..	..	..	308	..	..	..
<b>TOTAL BRITISH EMPIRE</b>	<b>10,447</b>	<b>5,982</b>	<b>6,337</b>	<b>6,055</b>	<b>9,508</b>	<b>2,44,394</b>	<b>1,15,903</b>	<b>1,25,288</b>	<b>98,089</b>	<b>1,22,733</b>
Germany . . . . .	389	338	210	282	343	7,770	5,899	4,164	4,597	3,964
Netherlands . . . . .	..	50	..	100	2	..	903	..	1,352	74
Belgium . . . . .	5,184	7,124	7,807	4,476	1,813	1,03,416	1,26,754	1,46,170	74,867	21,800
France . . . . .	132	382	159	451	784	5,908	6,803	2,960	7,806	8,839
Japan . . . . .	..	208	..	..	..	..	3,618	..	..	..
Other Foreign Countries . . . . .	1	..	..	2	..	101	..	..	88	..
<b>TOTAL FOREIGN COUNTRIES</b>	<b>5,706</b>	<b>8,097</b>	<b>8,176</b>	<b>5,811</b>	<b>2,942</b>	<b>1,17,193</b>	<b>1,43,972</b>	<b>1,59,294</b>	<b>88,210</b>	<b>34,727</b>
<i>Share of Bengal</i> . . . . .	<i>5,512</i>	<i>4,277</i>	<i>5,071</i>	<i>4,038</i>	<i>4,676</i>	<i>1,24,454</i>	<i>30,685</i>	<i>96,569</i>	<i>66,052</i>	<i>59,027</i>
" <i>Bombay</i> . . . . .	<i>5,280</i>	<i>5,670</i>	<i>5,403</i>	<i>4,082</i>	<i>3,707</i>	<i>1,06,039</i>	<i>1,00,674</i>	<i>1,01,165</i>	<i>66,225</i>	<i>46,678</i>
" <i>Sind</i> . . . . .	<i>549</i>	<i>956</i>	<i>1,181</i>	<i>224</i>	<i>2,368</i>	<i>11,101</i>	<i>16,726</i>	<i>23,111</i>	<i>3,818</i>	<i>29,755</i>
" <i>Madras</i> . . . . .	<i>1,445</i>	<i>1,745</i>	<i>1,079</i>	<i>1,447</i>	<i>948</i>	<i>36,081</i>	<i>35,587</i>	<i>21,675</i>	<i>25,115</i>	<i>13,823</i>
" <i>Burma</i> . . . . .	<i>3,367</i>	<i>1,431</i>	<i>1,779</i>	<i>1,575</i>	<i>761</i>	<i>83,912</i>	<i>26,193</i>	<i>36,063</i>	<i>25,089</i>	<i>9,192</i>
<b>TOTAL</b>	<b>16,153</b>	<b>14,079</b>	<b>14,513</b>	<b>11,366</b>	<b>12,450</b>	<b>3,61,587</b>	<b>2,59,870</b>	<b>2,78,582</b>	<b>1,86,290</b>	<b>1,57,460</b>



No. 13—continued

ARTICLES, AND COUNTRIES OF CONSIGNMENT; ALSO SHARE OF EACH PROVINCE	QUANTITY					VALUE				
	1927-28	1928-29	1929-30	1930-31	1931-32	1927-28	1928-29	1929-30	1930-31	1931-32
<b>Metals and Ores—continued</b>						R	R	R	R	R
<i>Lead—continued.</i>										
Wrought—contd. Sheets for tea-chests (III. L)—	Cwts.	Cwts.	Cwts.	Cwts.	Cwts.					
United Kingdom . . . . .	4,878	4,014	3,879	2,431	861	1,54,041	1,05,264	94,588	62,187	22,816
✓ Ceylon . . . . .	5,711	5,131	4,854	2,722	1,959	1,46,835	1,15,643	1,10,585	53,873	31,680
<b>TOTAL BRITISH EMPIRE</b> . . . . .	<b>10,589</b>	<b>9,145</b>	<b>8,733</b>	<b>5,153</b>	<b>2,820</b>	<b>3,00,876</b>	<b>2,20,907</b>	<b>2,05,173</b>	<b>1,16,510</b>	<b>54,496</b>
Belgium . . . . .	..	139	..	..	..	..	2,395	..	..	..
<i>Share of Bengal</i> . . . . .	5,998	4,185	4,097	2,350	1,220	1,63,945	1,01,573	94,976	58,776	27,135
" Bombay . . . . .	..	139	..	..	..	..	2,395	..	..	27,311
" Madras . . . . .	4,591	4,940	4,636	2,303	1,600	1,36,431	1,18,372	1,10,197	56,734	..
" Burma . . . . .	..	20	..	..	..	..	462	..	..	..
<b>TOTAL</b> . . . . .	<b>10,589</b>	<b>9,284</b>	<b>8,733</b>	<b>5,153</b>	<b>2,820</b>	<b>3,00,876</b>	<b>2,23,302</b>	<b>2,05,173</b>	<b>1,16,510</b>	<b>54,496</b>
<b>Other sorts (III. L)—</b>	Cwts.	Cwts.	Cwts.	Cwts.	Cwts.					
United Kingdom . . . . .	5,452	3,176	2,665	3,107	1,288	1,56,205	89,806	90,691	90,622	39,006
Aden and Dependencies . . . . .	..	132	50	..	..	..	1,843	643	..	..
Ceylon . . . . .	..	267	1,327	732	562	..	2,318	15,301	7,468	4,700
Straits Settlements (including Labuan) . . . . .	11	..	..	165	1	1,003	..	..	2,015	89
Kenya Colony . . . . .	36	55	144	35	32	490	724	2,072	408	320
Tanganyika Territory . . . . .	282	61	69	24	19	4,427	870	948	278	162
Mauritius and Dependencies . . . . .	..	94	40	..	..	..	1,220	502	..	..
Other British Possessions . . . . .	73	43	33	32	3	1,267	593	440	389	23
<b>TOTAL BRITISH EMPIRE</b> . . . . .	<b>5,854</b>	<b>3,823</b>	<b>4,334</b>	<b>4,095</b>	<b>1,900</b>	<b>1,63,392</b>	<b>97,374</b>	<b>1,10,597</b>	<b>1,01,175</b>	<b>44,990</b>
Estonia . . . . .	..	..	..	..	164	..	..	..	..	4,676
Germany . . . . .	184	90	57	107	264	3,344	3,798	2,620	3,401	12,728
Netherlands . . . . .	13	24	40	66	4	1,053	1,880	2,117	2,067	168
Belgium . . . . .	206	196	259	739	80	4,930	4,173	5,530	16,482	1,537
France . . . . .	1,003	1,342	1,387	1,111	810	26,220	33,524	37,267	32,031	17,643
Italy . . . . .	43	..	..	1	2	1,000	..	..	176	179
Iraq . . . . .	253	4,307	342	324	386	4,524	56,113	4,434	3,081	3,270
Japan . . . . .	9	14	23	31	8	611	664	819	1,104	134
United States of America— Via Atlantic Coast . . . . .	79	39	69	40	12	4,914	1,970	2,906	2,199	463
Other Foreign Countries . . . . .	17	1	95	1	118	263	160	1,591	40	1,115
<b>TOTAL FOREIGN COUNTRIES</b> . . . . .	<b>1,812</b>	<b>6,013</b>	<b>2,272</b>	<b>2,470</b>	<b>1,843</b>	<b>51,859</b>	<b>1,02,287</b>	<b>57,284</b>	<b>60,600</b>	<b>41,972</b>
<i>Share of Bengal</i> . . . . .	4,233	2,060	1,919	2,331	1,786	1,20,813	52,236	69,933	69,987	49,853
" Bombay . . . . .	2,386	6,233	2,462	1,764	1,376	58,163	1,01,321	60,452	33,235	22,238
" Sind . . . . .	631	753	373	333	329	21,456	23,317	12,089	11,695	8,221
" Madras . . . . .	146	356	1,713	1,350	292	5,563	12,173	31,422	36,930	5,001
" Burma . . . . .	270	379	139	132	55	9,351	19,159	3,980	4,923	1,599
<b>TOTAL</b> . . . . .	<b>7,666</b>	<b>9,841</b>	<b>6,606</b>	<b>6,565</b>	<b>3,743</b>	<b>2,15,251</b>	<b>1,99,661</b>	<b>1,67,781</b>	<b>1,61,775</b>	<b>86,032</b>
<b>Total Lead (excluding Ore)—</b>	Cwts.	Cwts.	Cwts.	Cwts.	Cwts.					
United Kingdom . . . . .	27,944	16,266	17,063	15,290	17,737	7,32,160	3,37,726	4,19,845	3,42,077	2,96,000
Aden and Dependencies . . . . .	..	132	56	..	..	..	1,843	643	..	..
Ceylon . . . . .	✓ 6,827	6,959	3,895	5,617	3,933	1,63,279	1,41,756	1,68,431	85,639	50,933
Straits Settlements (including Labuan) . . . . .	17	11	..	165	1	1,033	239	..	2,015	89
Hongkong . . . . .	..	..	..	106	..	..	..	..	1,706	..
Kenya Colony . . . . .	36	80	144	43	32	490	1,027	2,072	641	320
Tanganyika Territory . . . . .	282	61	69	24	19	4,427	870	948	278	162
Mauritius and Dependencies . . . . .	22	94	54	325	56	397	1,220	670	10,040	630
Other British Possessions . . . . .	51	43	33	32	3	870	593	440	389	23
<b>TOTAL BRITISH EMPIRE</b> . . . . .	<b>35,179</b>	<b>23,646</b>	<b>26,314</b>	<b>22,107</b>	<b>21,781</b>	<b>9,07,656</b>	<b>5,35,274</b>	<b>5,88,049</b>	<b>4,42,785</b>	<b>3,48,257</b>

GENERAL IMPORTS

( 356 )

No. 13—continued

ARTICLES AND COUNTRIES OF CONSIGNMENT; ALSO SHARE OF EACH PROVINCE	QUANTITY					VALUE				
	1927-28	1928-29	1929-30	1930-31	1931-32	1927-28	1928-29	1929-30	1930-31	1931-32
						R	R	R	R	R
<i>Metal and Ores—continued</i>										
<i>Lead—concluded</i>										
<i>Total Lead (excluding Ore)— continued</i>	Cwts.	Cwts.	Cwts.	Cwts.	Cwts.					
Ethiopia . . . . .	..	..	..	..	104	..	..	..	..	4,676
Germany . . . . .	1,536	1,395	721	1,197	1,417	37,481	30,568	18,373	24,495	34,639
Netherlands . . . . .	13	113	216	166	6	1,053	3,600	5,533	3,419	242
Belgium . . . . .	9,649	13,432	13,916	10,751	4,580	2,04,372	2,55,368	2,71,470	1,92,006	65,655
France . . . . .	1,459	1,824	2,044	1,730	1,607	89,012	42,327	47,036	43,412	27,608
Italy . . . . .	44	20	30	5	2	1,101	400	1,665	300	179
Iraq . . . . .	608	4,307	407	511	491	8,155	56,113	5,239	4,752	4,179
Japan . . . . .	9	222	23	31	8	611	4,277	819	1,104	131
United States of America—										
<i>Via Atlantic Coast . . . . .</i>	79	39	69	40	12	4,914	1,970	2,006	2,199	403
Other Foreign Countries . . . . .	25	1	117	22	135	346	160	2,317	893	1,493
<b>TOTAL FOREIGN COUNTRIES</b>	<b>13,422</b>	<b>21,103</b>	<b>17,543</b>	<b>14,453</b>	<b>8,422</b>	<b>2,97,545</b>	<b>3,94,783</b>	<b>3,55,358</b>	<b>2,73,480</b>	<b>1,39,318</b>
<i>Share of Bengal . . . . .</i>	<i>19,860</i>	<i>13,200</i>	<i>14,372</i>	<i>12,171</i>	<i>9,570</i>	<i>5,10,592</i>	<i>2,92,342</i>	<i>3,47,357</i>	<i>2,44,636</i>	<i>1,71,200</i>
" <i>Bombay . . . . .</i>	<i>11,397</i>	<i>17,537</i>	<i>13,001</i>	<i>11,849</i>	<i>3,619</i>	<i>2,47,379</i>	<i>3,14,737</i>	<i>2,47,492</i>	<i>2,07,213</i>	<i>1,25,825</i>
" <i>Sind . . . . .</i>	<i>1,706</i>	<i>1,902</i>	<i>1,786</i>	<i>969</i>	<i>3,348</i>	<i>40,052</i>	<i>45,035</i>	<i>40,408</i>	<i>22,563</i>	<i>56,536</i>
" <i>Madras . . . . .</i>	<i>3,959</i>	<i>9,741</i>	<i>11,622</i>	<i>3,526</i>	<i>6,338</i>	<i>2,33,734</i>	<i>2,26,518</i>	<i>2,53,729</i>	<i>1,89,072</i>	<i>1,18,000</i>
" <i>Burma . . . . .</i>	<i>6,679</i>	<i>2,559</i>	<i>2,576</i>	<i>3,045</i>	<i>1,178</i>	<i>1,73,444</i>	<i>51,425</i>	<i>53,921</i>	<i>52,779</i>	<i>15,964</i>
<b>TOTAL</b>	<b>48,601</b>	<b>45,049</b>	<b>43,857</b>	<b>36,580</b>	<b>30,203</b>	<b>12,05,201</b>	<b>9,30,057</b>	<b>9,43,407</b>	<b>7,16,265</b>	<b>4,87,575</b>
<i>Quicksilver (III.-L)—</i>	Lbs.	Lbs.	Lbs.	Lbs.	Lbs.					
United Kingdom . . . . .	20,741	51,321	43,371	43,833	43,011	78,565	2,10,749	1,82,890	1,93,734	1,90,553
Hongkong . . . . .	329	40	..	151	152	1,078	204	..	606	660
Other British Possessions . . . . .	21	154	110	1	..	67	639	440	6	..
<b>TOTAL BRITISH EMPIRE</b>	<b>21,091</b>	<b>51,515</b>	<b>43,481</b>	<b>44,035</b>	<b>43,163</b>	<b>74,710</b>	<b>2,11,592</b>	<b>1,83,330</b>	<b>1,94,346</b>	<b>1,91,213</b>
Germany . . . . .	71	4,309	7,320	5,371	193	401	17,137	30,927	23,495	971
Netherlands . . . . .	..	1,875	..	797	19	..	3,437	..	3,303	112
Belgium . . . . .	..	22,324	15,404	1,875	33	..	36,901	63,399	7,449	50
France . . . . .	..	..	1,875	..	..	..	..	7,200	..	..
Spain . . . . .	3,750	16,520	20,498	4,510	1,900	14,154	66,664	91,885	18,978	3,076
Italy . . . . .	123,298	151,690	105,791	121,593	100,683	4,49,080	5,42,227	4,40,155	5,11,129	6,53,107
Austria . . . . .	20,190	14,221	1,900	3,000	6,030	69,660	50,481	8,500	14,400	24,120
China (exclusive of Hong- kong and Macao) . . . . .	..	..	750	1,125	750	..	..	2,625	4,874	3,000
United States of America—										
<i>Via Atlantic coast . . . . .</i>	<i>6</i>	<i>3</i>	<i>109</i>	<i>7,650</i>	<i>10</i>	<i>61</i>	<i>30</i>	<i>581</i>	<i>34,550</i>	<i>104</i>
" <i>Pacific Coast . . . . .</i>	<i>..</i>	<i>..</i>	<i>..</i>	<i>..</i>	<i>300</i>	<i>..</i>	<i>..</i>	<i>..</i>	<i>..</i>	<i>1,500</i>
Other Foreign Countries . . . . .	<i>..</i>	<i>..</i>	<i>..</i>	<i>..</i>	<i>2</i>	<i>..</i>	<i>..</i>	<i>..</i>	<i>..</i>	<i>16</i>
<b>TOTAL FOREIGN COUNTRIES</b>	<b>147,315</b>	<b>211,002</b>	<b>153,656</b>	<b>146,521</b>	<b>1,09,020</b>	<b>5,33,356</b>	<b>7,71,967</b>	<b>6,44,772</b>	<b>6,18,178</b>	<b>6,91,056</b>
<i>Share of Bengal . . . . .</i>	<i>67,429</i>	<i>33,137</i>	<i>31,712</i>	<i>63,034</i>	<i>54,726</i>	<i>2,48,071</i>	<i>3,32,147</i>	<i>3,64,971</i>	<i>3,06,909</i>	<i>2,12,906</i>
" <i>Bombay . . . . .</i>	<i>62,310</i>	<i>112,810</i>	<i>63,651</i>	<i>76,610</i>	<i>93,433</i>	<i>2,16,042</i>	<i>3,98,379</i>	<i>2,68,339</i>	<i>3,10,210</i>	<i>4,12,641</i>
" <i>Sind . . . . .</i>	<i>107</i>	<i>1,311</i>	<i>166</i>	<i>68</i>	<i>153</i>	<i>644</i>	<i>7,633</i>	<i>852</i>	<i>388</i>	<i>907</i>
" <i>Madras . . . . .</i>	<i>30,465</i>	<i>55,641</i>	<i>39,123</i>	<i>37,323</i>	<i>57,979</i>	<i>1,15,303</i>	<i>2,19,551</i>	<i>1,33,206</i>	<i>1,60,570</i>	<i>2,26,373</i>
" <i>Burma . . . . .</i>	<i>3,095</i>	<i>9,118</i>	<i>7,465</i>	<i>3,471</i>	<i>6,787</i>	<i>27,501</i>	<i>35,339</i>	<i>30,134</i>	<i>34,447</i>	<i>23,377</i>
<b>TOTAL</b>	<b>163,406</b>	<b>262,517</b>	<b>197,137</b>	<b>190,556</b>	<b>213,083</b>	<b>6,08,066</b>	<b>9,83,559</b>	<b>8,28,102</b>	<b>8,12,524</b>	<b>8,82,309</b>

No. 13—continued

ARTICLES AND COUNTRIES OF CONSIGNMENT; ALSO SHARE OF EACH PROVINCE	QUANTITY					VALUE				
	1927-28	1928-29	1929-30	1930-31	1931-32	1927-28	1928-29	1929-30	1930-31	1931-32
						R	R	R	R	R
<b>Metals and Ores—continued</b>										
<b>Solder (III. L)—</b>										
	Cwts.	Cwts.	Cwts.	Cwts.	Cwts.					
United Kingdom . . . . .	6,400	5,048	7,123	8,233	5,704	6,87,112	4,43,042	5,81,813	4,63,484	2,95,931
Other British Possessions . . . . .	7	6	6	1	..	590	504	515	76	..
<b>TOTAL BRITISH EMPIRE</b> . . . . .	<b>6,467</b>	<b>5,054</b>	<b>7,129</b>	<b>8,234</b>	<b>5,704</b>	<b>6,87,702</b>	<b>4,44,446</b>	<b>5,82,328</b>	<b>4,63,560</b>	<b>2,95,931</b>
United States of America— Via Atlantic Coast . . . . .	..	..	3	1	2	..	..	8,352	132	138
Other Foreign Countries . . . . .	..	..	5	3	8	..	..	921	499	606
<b>TOTAL FOREIGN COUNTRIES</b> . . . . .	<b>7</b>	<b>2</b>	<b>8</b>	<b>4</b>	<b>10</b>	<b>1,593</b>	<b>310</b>	<b>9,273</b>	<b>631</b>	<b>834</b>
<b>Share of Bengal</b> . . . . .	<b>1,793</b>	<b>2,145</b>	<b>1,770</b>	<b>4,456</b>	<b>1,760</b>	<b>1,84,707</b>	<b>1,35,636</b>	<b>1,45,885</b>	<b>2,52,432</b>	<b>92,534</b>
" Bombay . . . . .	1,609	961	2,852	782	1,629	1,74,800	86,200	2,28,756	48,132	53,424
" Sind . . . . .	817	424	661	919	620	87,398	39,124	52,949	48,366	34,088
" Madras . . . . .	277	224	875	903	1,115	29,334	18,918	73,971	50,047	55,076
" Burma . . . . .	1,978	1,302	979	1,178	590	2,12,966	1,14,837	90,040	65,184	31,648
<b>TOTAL</b> . . . . .	<b>6,474</b>	<b>5,056</b>	<b>7,137</b>	<b>8,238</b>	<b>5,714</b>	<b>6,89,295</b>	<b>4,44,755</b>	<b>5,91,601</b>	<b>4,64,191</b>	<b>2,96,765</b>
<b>Tin—</b>										
<b>Unwrought (blocks, ingots, bars, and slabs) (III. L)—</b>										
	Cwts.	Cwts.	Cwts.	Cwts.	Cwts.					
United Kingdom . . . . .	1,015	1,088	1,557	1,084	725	1,95,064	1,65,624	2,26,900	1,10,870	62,209
Ceylon . . . . .	6	7	3	14	58	999	1,223	315	1,237	4,508
Straits Settlements (including Labuan) . . . . .	63,012	47,374	55,319	58,058	44,468	1,19,21,918	74,93,062	77,18,768	52,81,347	40,60,495
Federated Malay States . . . . .	..	..	..	5	..	..	..	..	465	..
Hongkong . . . . .	10	..	..	..	..	1,589	..	..	..	..
<b>TOTAL BRITISH EMPIRE</b> . . . . .	<b>64,043</b>	<b>48,414</b>	<b>56,879</b>	<b>54,161</b>	<b>45,251</b>	<b>1,21,19,570</b>	<b>76,59,909</b>	<b>79,45,983</b>	<b>53,93,969</b>	<b>41,27,212</b>
Persia . . . . .	..	250	..	..	..	..	85,525	..	..	..
China (exclusive of Hong- kong and Macao) . . . . .	410	1,107	489	201	..	71,328	1,67,721	60,254	18,889	..
Japan . . . . .	..	66	100	34	..	..	9,825	12,182	3,375	..
Other Foreign Countries . . . . .	..	..	..	12	..	..	12	..	1,469	..
<b>TOTAL FOREIGN COUNTRIES</b> . . . . .	<b>410</b>	<b>1,423</b>	<b>589</b>	<b>247</b>	<b>..</b>	<b>71,328</b>	<b>2,13,033</b>	<b>81,436</b>	<b>23,733</b>	<b>..</b>
<b>Share of Bengal</b> . . . . .	<b>41,564</b>	<b>32,276</b>	<b>30,047</b>	<b>33,074</b>	<b>27,613</b>	<b>76,74,784</b>	<b>50,90,245</b>	<b>50,37,590</b>	<b>33,30,019</b>	<b>25,04,735</b>
" Bombay . . . . .	16,674	9,921	13,254	14,092	12,139	31,51,614	15,57,567	18,19,283	13,67,969	11,31,255
" Sind . . . . .	1,017	1,485	1,174	927	711	2,05,183	2,32,033	1,55,278	93,344	62,818
" Madras . . . . .	4,962	4,657	5,377	5,552	4,202	9,26,403	6,98,966	7,86,509	5,19,745	3,61,286
" Burma . . . . .	1,136	1,495	1,116	763	581	2,32,914	2,94,176	2,28,759	1,06,625	67,088
<b>TOTAL</b> . . . . .	<b>65,353</b>	<b>49,837</b>	<b>57,468</b>	<b>54,408</b>	<b>45,251</b>	<b>1,21,90,898</b>	<b>78,72,992</b>	<b>80,27,419</b>	<b>54,17,702</b>	<b>41,27,212</b>

GENERAL IMPORTS

( 358 )

No. 13—continued

ARTICLES AND COUNTRIES OF CONSIGNMENT; ALSO SHARE OF EACH PROVINCE	QUANTITY					VALUE				
	1927-28	1928-29	1929-30	1930-31	1931-32	1927-28	1928-29	1929-30	1930-31	1931-32
						₹	₹	₹	₹	₹
<b>Metals and Ores—continued</b>										
<b>Tin—continued</b>										
Wrought, including plates or sheets, not being tinned iron (III. L)*—	Cwts.	Cwts.	Cwts.	Cwts.	Cwts.					
United Kingdom . . . . .	22	40	—	—	—	4,879	6,980	—	—	—
Germany . . . . .	38	19	—	—	—	7,748	4,032	—	—	—
Netherlands . . . . .	..	..	—	—	—	..	10	—	—	—
Belgium . . . . .	109	137	—	—	—	26,396	28,059	—	—	—
Japan . . . . .	13	6	—	—	—	860	426	—	—	—
Other Foreign Countries] . .	1	1	—	—	—	386	277	—	—	—
<b>TOTAL FOREIGN COUNTRIES</b>	<b>161</b>	<b>163</b>	<b>—</b>	<b>—</b>	<b>—</b>	<b>35,390</b>	<b>32,804</b>	<b>—</b>	<b>—</b>	<b>—</b>
<b>Share of Bengal . . . . .</b>	<b>15</b>	<b>27</b>	<b>—</b>	<b>—</b>	<b>—</b>	<b>3,593</b>	<b>3,737</b>	<b>—</b>	<b>—</b>	<b>—</b>
“ <i>Bombay</i> . . . . .	136	153	—	—	—	31,968	31,533	—	—	—
“ <i>Sind</i> . . . . .	15	3	—	—	—	1,416	866	—	—	—
“ <i>Madras</i> . . . . .	1	1	—	—	—	456	274	—	—	—
“ <i>Burma</i> . . . . .	16	19	—	—	—	3,836	3,374	—	—	—
<b>TOTAL . . . . .</b>	<b>188</b>	<b>203</b>	<b>—</b>	<b>—</b>	<b>—</b>	<b>40,269</b>	<b>39,784</b>	<b>—</b>	<b>—</b>	<b>—</b>
<b>Tin Folds (III. L) (a)—</b>			Cwts.	Cwts.	Cwts.					
United Kingdom . . . . .	—	—	25	6	8	—	—	4,706	1,265	1,502
Germany . . . . .	—	—	24	31	12	—	—	5,018	4,749	893
Belgium . . . . .	—	—	53	94	7	—	—	10,297	15,660	829
Other Foreign Countries . .	—	—	..	3	..	—	—	77	472	..
<b>TOTAL FOREIGN COUNTRIES</b>	<b>—</b>	<b>—</b>	<b>77</b>	<b>128</b>	<b>19</b>	<b>—</b>	<b>—</b>	<b>15,892</b>	<b>20,881</b>	<b>1,666</b>
<b>Share of Bengal . . . . .</b>	<b>—</b>	<b>—</b>	<b>32</b>	<b>4</b>	<b>7</b>	<b>—</b>	<b>—</b>	<b>5,748</b>	<b>825</b>	<b>997</b>
“ <i>Bombay</i> . . . . .	—	—	67	119	18	—	—	13,137	19,230	1,457
“ <i>Sind</i> . . . . .	—	—	1	3	2	—	—	607	576	671
“ <i>Madras</i> . . . . .	—	—	..	2	..	—	—	90	255	43
“ <i>Burma</i> . . . . .	—	—	2	6	..	—	—	460	1,260	..
<b>TOTAL . . . . .</b>	<b>—</b>	<b>—</b>	<b>102</b>	<b>134</b>	<b>27</b>	<b>—</b>	<b>—</b>	<b>20,098</b>	<b>22,140</b>	<b>3,168</b>

\* Shown under separate heads from 1929-30.  
(a) Separately recorded from 1929-30.

No. 13—continued

ARTICLES AND COUNTRIES OF CONSIGNMENT; ALSO SHARE OF EACH PROVINCE	QUANTITY					VALUE				
	1927-28	1928-29	1929-30	1930-31	1931-32	1927-28	1928-29	1929-30	1930-31	1931-32
<i>Metals and Ores—continued</i>						R	R	R	R	R
<i>Tin—continued</i>										
<i>Other sorts (III. L) (a)—</i>										
United Kingdom . . . . .	—	—	35	254	124	—	—	4,319	4,935	8,309
Other British Possessions . . . . .	—	—	..	..	..	—	—	10	..	..
<b>TOTAL BRITISH EMPIRE</b>	—	—	35	254	124	—	—	4,329	4,935	8,309
Germany . . . . .	—	—	3	2	38	—	—	462	309	[4,706
Belgium . . . . .	—	—	39	..	..	—	—	1,519	..	..
Other Foreign Countries . . . . .	—	—	..	..	1	—	—	..	..	186
<b>TOTAL FOREIGN COUNTRIES</b>	—	—	42	2	39	—	—	1,981	309	[4,892
<i>Share of Bengal</i> . . . . .	—	—	3	..	128	—	—	1,096	..	10,617
„ <i>Bombay</i> . . . . .	—	—	12	6	12	—	—	2,314	1,072	1,500
„ <i>Sind</i> . . . . .	—	—	..	1	2	—	—	100	192	480
„ <i>Madras</i> . . . . .	—	—	35	249	20	—	—	344	3,960	509
„ <i>Burma</i> . . . . .	—	—	27	..	1	—	—	1,956	..	95
<b>TOTAL</b>	—	—	77	256	163	—	—	6,310	5,244	13,201
<i>Total Tin—</i>	Owts.	Owts.	Owts.	Owts.	Owts.					
United Kingdom . . . . .	1,037	1,073	1,617	1,344	857	1,99,943	1,72,604	2,35,925	1,17,070	72,020
Ceylon . . . . .	6	7	3	14	58	999	1,223	316	1,237	4,508
Straits Settlements (including Labuan) . . . . .	63,912	47,374	55,319	53,058	44,468	1,19,21,918	74,93,062	77,13,777	62,31,347	40,60,495
Federated Malay States . . . . .	..	..	..	5	..	..	..	..	465	..
Hongkong . . . . .	10	..	..	..	..	1,589	..	..	..	..
<b>TOTAL BRITISH EMPIRE</b>	64,965	48,454	56,939	54,421	45,333	1,21,24,449	76,66,839	79,55,018	54,00,169	41,37,023
Germany . . . . .	38	19	27	33	50	7,748	4,044	5,430	5,053	5,544
Belgium . . . . .	109	137	92	98	7	26,396	23,059	11,316	16,256	323
Perals . . . . .	..	250	..	..	..	..	35,525	..	..	..
China (exclusive of Hongkong and Macao) . . . . .	410	1,107	439	201	..	71,323	1,07,721	69,254	13,339	..
Japan . . . . .	13	72	100	34	..	360	10,251	12,204	3,375	..
Other Foreign Countries . . . . .	1	1	..	11	1	336	237	55	1,345	186
<b>TOTAL FOREIGN COUNTRIES</b>	571	1,536	708	377	58	1,06,713	2,45,837	93,809	44,923	6,553

(a) Separately recorded from 1929-30.

GENERAL IMPORTS

( 360 )

No. 13—continued

ARTICLES AND COUNTRIES OF CONSIGNMENT; ALSO SHARE OF EACH PROVINCE	QUANTITY					VALUE				
	1927-28	1928-29	1929-30	1930-31	1931-32	1927-28	1928-29	1929-30	1930-31	1931-32
						₹	₹	₹	₹	₹
<b>Metals and Ores—continued</b>										
<b>Tin—continued</b>										
<b>Total Tin—continued</b>										
	Cwts.	Cwts.	Cwts.	Cwts.	Cwts.					
<i>Share of Bengal</i> . . . . .	41,579	32,303	36,032	33,078	27,753	76,77,377	50,93,932	50,44,434	33,30,844	25,16,319
<i>" Bombay</i> . . . . .	16,810	10,077	13,333	14,217	12,169	31,83,582	15,89,100	18,34,784	13,88,271	11,34,242
<i>" Sind</i> . . . . .	1,032	1,488	1,175	931	715	2,06,599	2,32,904	1,55,985	94,112	63,969
<i>" Madras</i> . . . . .	4,963	4,658	6,012	5,803	4,222	9,26,859	6,99,240	7,87,443	5,23,980	3,61,538
<i>" Burma</i> . . . . .	1,152	1,514	1,145	769	582	2,36,750	2,97,550	2,31,181	1,07,885	67,183
<b>TOTAL</b> . . . . .	65,536	50,040	57,647	54,798	45,441	1,22,31,167	79,12,776	80,53,827	54,45,092	41,43,581
<b>Zinc or Spelter—</b>										
<b>Unwrought (III. L)—</b>										
United Kingdom . . . . .	84,533	70,737	51,026	34,431	58,791	15,36,868	13,23,440	9,28,336	3,90,030	5,72,777
Adon and Dependencies . . . . .	104	77	67	45	8	1,018	1,564	1,680	605	12
Ceylon . . . . .	38	266	266	77	3,272	972	3,857	4,144	1,074	39,052
Tanganyika Territory . . . . .	200	104	80	37	13	3,828	2,086	1,710	750	130
Mauritius and Depend- encies . . . . .	..	41	4	235	..	..	451	78	3,811	..
Canada—										
<i>Via Atlantic Coast</i> . . . . .	..	..	..	..	800	..	..	..	..	9,845
<i>" Pacific Coast</i> . . . . .	..	..	450	..	2,601	..	..	7,409	..	27,543
Victoria . . . . .	8,008	..	..	15,406	19,967	1,83,169	..	..	2,00,397	2,13,988
Tasmania . . . . .	..	..	..	2,000	8,401	..	..	..	26,953	74,094
New South Wales . . . . .	..	8,000	..	7,405	10,493	..	1,56,912	..	92,812	1,13,078
South Australia . . . . .	..	..	..	..	2,000	..	..	..	..	21,942
<i>Australian Commonwealth     (Total)</i> . . . . .	8,003	8,000	..	24,871	40,861	1,83,169	1,56,912	..	3,20,167	4,23,102
Other British Possessions . . . . .	62	25	81	85	65	1,280	453	1,243	1,227	926
<b>TOTAL BRITISH EMPIRE</b> . . . . .	92,940	88,250	52,574	59,781	1,06,406	17,28,035	14,89,772	24,46,000	7,27,564	10,73,987
Poland (including Dantzig) . . . . .	..	100	500	1,700	3,880	..	1,938	8,944	25,313	41,474
Germany . . . . .	8,770	25,804	72,801	15,837	17,158	1,94,561	4,60,023	14,52,746	2,21,521	1,90,421
Netherlands . . . . .	..	220	390	320	350	..	4,111	7,195	4,058	3,553
Belgium . . . . .	3,288	13,531	740	1,731	1,314	71,932	2,61,319	15,729	25,375	18,499
Italy . . . . .	..	..	..	..	500	..	..	..	..	4,568
Iraq . . . . .	127	44	44	..	..	2,213	670	710	..	..
Japan . . . . .	..	..	200	1,000	6,658	..	..	3,216	12,704	69,088
Egypt . . . . .	..	150	..	..	..	..	2,370	..	..	..
Portuguese East Africa . . . . .	..	..	3,181	7,208	9	..	..	53,614	1,03,251	65
United States of America—										
<i>Via Atlantic Coast</i> . . . . .	787	1,402	6,079	40	20,352	13,365	26,530	99,201	1,240	2,21,225
<i>" Pacific</i> . . . . .	..	1,400	6,100	82,155	23,401	..	26,389	98,143	12,14,382	2,31,372
Other Foreign Countries . . . . .	10	18	4	20	..	190	225	65	285	..
<b>TOTAL FOREIGN COUNTRIES</b> . . . . .	12,932	42,069	90,108	110,017	78,572	2,82,261	7,83,620	17,30,563	16,08,129	7,89,265
<i>Share of Bengal</i> . . . . .	60,449	85,739	103,377	142,394	148,151	11,59,987	14,70,477	19,35,345	19,56,670	15,41,187
<i>" Bombay</i> . . . . .	43,545	28,181	16,862	11,937	19,024	8,13,607	4,72,278	3,13,201	1,66,790	2,04,230
<i>" Sind</i> . . . . .	970	530	3,179	1,713	3,204	17,688	9,266	51,917	15,531	31,209
<i>" Madras</i> . . . . .	845	1,331	1,624	800	1,052	15,768	21,322	27,136	13,379	10,631
<i>" Burma</i> . . . . .	112	15,038	17,840	12,954	8,437	3,246	2,98,550	3,56,576	1,80,323	75,695
<b>TOTAL</b> . . . . .	105,922	130,919	142,682	169,708	179,978	20,10,206	22,72,302	26,84,223	23,35,693	18,63,252
<b>Wrought or manufactured (III. L)—</b>										
United Kingdom . . . . .	17,502	6,836	8,886	4,330	4,087	4,57,017	1,97,966	2,47,097	1,22,714	87,881
Ceylon . . . . .	1	187	1	107	1	46	2,120	28	1,211	20
Other British Possessions . . . . .	9	12	24	56	..	187	450	435	565	..
<b>TOTAL BRITISH EMPIRE</b> . . . . .	17,512	7,035	8,911	4,993	4,088	4,57,250	2,00,526	2,47,560	1,25,090	87,901

No. 13—continued

ARTICLES AND COUNTRIES OF CONSIGNMENT; ALSO SHARE OF EACH PROVINCE	QUANTITY					VALUE				
	1927-28	1928-29	1929-30	1930-31	1931-32	1927-28	1928-29	1929-30	1930-31	1931-32
<i>Metals and Ores—continued</i>						R	R	R	R	R
<i>Zinc or Spelter—continued</i>										
Manufactured (III. L)— <i>continued</i>	Cwts.	Cwts.	Cwts.	Cwts.	Cwts.					
Sweden . . . . .	785	..	..	909	..	22,684	..	..	6,366	..
Poland (including Dantzic) .	887	..	3,290	1,574	1,066	24,003	..	80,309	31,391	18,118
Germany . . . . .	10,358	1,618	6,552	8,436	5,627	2,52,433	44,901	1,63,195	1,55,059	89,621
Netherlands . . . . .	220	1,195	680	1,128	110	5,645	27,631	15,095	10,763	1,629
Belgium . . . . .	31,711	20,353	28,111	20,191	14,351	8,10,795	6,89,499	6,78,076	3,97,002	2,23,441
France . . . . .	154	177	..	..	320	4,023	3,916	..	..	0,833
Japan . . . . .	423	909	1,052	241	278	16,020	18,058	36,446	9,471	4,892
United States of America— Via Atlantic Coast . . . . .	554	48	4	18	..	18,072	6,934	289	623	..
Other Foreign Countries . . . . .	3	..	34	61	..	78	30	1,338	1,320	17
<b>TOTAL FOREIGN COUNTRIES</b>	<b>45,095</b>	<b>33,000</b>	<b>39,723</b>	<b>32,558</b>	<b>21,752</b>	<b>11,55,043</b>	<b>7,90,959</b>	<b>9,81,738</b>	<b>6,20,995</b>	<b>3,44,551</b>
<i>Share of Bengal</i> . . . . .	<i>25,929</i>	<i>18,995</i>	<i>25,796</i>	<i>12,029</i>	<i>9,619</i>	<i>6,74,800</i>	<i>4,69,979</i>	<i>6,33,570</i>	<i>2,45,001</i>	<i>1,50,069</i>
„ <i>Bombay</i> . . . . .	<i>7,336</i>	<i>5,431</i>	<i>9,058</i>	<i>6,918</i>	<i>4,863</i>	<i>2,13,257</i>	<i>1,47,849</i>	<i>2,32,439</i>	<i>1,40,416</i>	<i>84,562</i>
„ <i>Sind</i> . . . . .	<i>398</i>	<i>635</i>	<i>474</i>	<i>631</i>	<i>766</i>	<i>13,752</i>	<i>22,736</i>	<i>14,745</i>	<i>18,937</i>	<i>19,375</i>
„ <i>Madras</i> . . . . .	<i>5,238</i>	<i>4,834</i>	<i>1,593</i>	<i>5,797</i>	<i>3,506</i>	<i>1,40,793</i>	<i>1,15,148</i>	<i>39,937</i>	<i>1,11,188</i>	<i>53,720</i>
„ <i>Burma</i> . . . . .	<i>23,656</i>	<i>10,140</i>	<i>11,713</i>	<i>12,126</i>	<i>7,061</i>	<i>5,69,691</i>	<i>2,35,783</i>	<i>3,03,607</i>	<i>2,30,543</i>	<i>1,24,726</i>
<b>TOTAL</b>	<b>62,607</b>	<b>40,035</b>	<b>48,634</b>	<b>37,551</b>	<b>25,840</b>	<b>16,12,293</b>	<b>9,91,405</b>	<b>12,29,298</b>	<b>7,46,035</b>	<b>4,82,452</b>
<i>Other sorts (III. L)—</i>	<i>Cwts.</i>	<i>Cwts.</i>	<i>Cwts.</i>	<i>Cwts.</i>	<i>Cwts.</i>					
United Kingdom . . . . .	47	46	195	156	163	672	443	5,937	2,375	2,627
Other British Possessions . . . . .	16	42	5	9	..	231	767	110	50	..
<b>TOTAL BRITISH EMPIRE</b>	<b>63</b>	<b>88</b>	<b>200</b>	<b>165</b>	<b>163</b>	<b>903</b>	<b>1,210</b>	<b>6,047</b>	<b>2,425</b>	<b>2,627</b>
Poland (including Dantzic) . . . . .	..	..	333	..	..	..	..	7,840	..	..
Netherlands . . . . .	..	..	292	..	..	..	..	6,284	..	..
Belgium . . . . .	60	46	1,676	2	..	1,509	938	38,559	12	..
Italy . . . . .	..	38	..	2	..	..	1,010	..	10	..
Other Foreign Countries . . . . .	23	58	25	16	7	260	941	479	90	35
<b>TOTAL FOREIGN COUNTRIES</b>	<b>83</b>	<b>142</b>	<b>2,326</b>	<b>20</b>	<b>7</b>	<b>1,769</b>	<b>2,889</b>	<b>53,112</b>	<b>112</b>	<b>35</b>
<i>Share of Bengal</i> . . . . .	<i>6</i>	<i>..</i>	<i>1</i>	<i>106</i>	<i>154</i>	<i>142</i>	<i>..</i>	<i>120</i>	<i>2,103</i>	<i>2,582</i>
„ <i>Bombay</i> . . . . .	<i>84</i>	<i>140</i>	<i>4</i>	<i>..</i>	<i>..</i>	<i>1,951</i>	<i>3,004</i>	<i>100</i>	<i>2</i>	<i>..</i>
„ <i>Sind</i> . . . . .	<i>56</i>	<i>90</i>	<i>41</i>	<i>79</i>	<i>16</i>	<i>579</i>	<i>1,000</i>	<i>337</i>	<i>430</i>	<i>50</i>
„ <i>Madras</i> . . . . .	<i>..</i>	<i>..</i>	<i>2,464</i>	<i>..</i>	<i>..</i>	<i>..</i>	<i>5</i>	<i>58,053</i>	<i>..</i>	<i>..</i>
„ <i>Burma</i> . . . . .	<i>..</i>	<i>..</i>	<i>16</i>	<i>..</i>	<i>..</i>	<i>..</i>	<i>..</i>	<i>449</i>	<i>2</i>	<i>..</i>
<b>TOTAL</b>	<b>140</b>	<b>230</b>	<b>2,526</b>	<b>185</b>	<b>170</b>	<b>2,672</b>	<b>4,009</b>	<b>59,059</b>	<b>2,537</b>	<b>2,662</b>
<i>Total Zinc or Spelter—</i>	<i>Cwts.</i>	<i>Cwts.</i>	<i>Cwts.</i>	<i>Cwts.</i>	<i>Cwts.</i>					
United Kingdom . . . . .	102,082	86,610	60,707	39,417	63,041	19,04,557	15,21,858	11,81,270	5,25,019	6,63,285
Aden and Dependencies . . . . .	104	77	76	54	4	1,920	1,564	1,890	655	32
Ceylon . . . . .	39	459	267	184	3,272	1,018	6,022	4,172	2,885	39,652

GENERAL IMPORTS

( 362 )

No. 13—continued

ARTICLES AND COUNTRIES OF CONSIGNMENT, ALSO SHARE OF EACH PROVINCE	QUANTITY					VALUE				
	1927-28	1928-29	1929-30	1930-31	1931-32	1927-28	1928-29	1929-30	1930-31	1931-32
						R	R	R	R	R
<i>Metals and Ores—continued</i>										
<i>Zinc or Spelter—concluded</i>										
<i>Total Zinc or Spelter—contd.</i>	Cwts.	Cwts.	Cwts.	Cwts.	Cwts.					
Tanganyika Territory . . . . .	200	115	80	37	13	3,328	2,306	1,710	750	130
Mauritius and Dependencies . . . . .	9	41	13	235	..	187	451	223	3,811	..
Canada—										
<i>Via Atlantic Coast . . . . .</i>	..	..	..	..	800	..	..	..	..	9,845
" Pacific " . . . . .	..	..	450	..	2,601	..	..	7,469	..	27,543
South Australia (including Northern Territory) . . . . .	..	..	..	..	2,000	..	..	..	..	21,942
Victoria . . . . .	8,003	..	..	15,466	19,967	1,83,169	..	..	2,00,397	2,13,988
Tasmania . . . . .	..	..	..	2,000	8,401	..	..	..	26,958	74,094
New South Wales . . . . .	..	8,000	..	7,405	10,493	..	1,56,932	..	92,812	1,13,078
<i>Australian Commonwealth (Total) . . . . .</i>	<i>8,003</i>	<i>8,000</i>	<i>..</i>	<i>24,871</i>	<i>40,861</i>	<i>1,83,169</i>	<i>1,56,932</i>	<i>..</i>	<i>3,20,167</i>	<i>4,23,102</i>
Other British Possessions . . . . .	78	62	92	141	65	1,509	1,385	1,433	1,792	926
<b>TOTAL BRITISH EMPIRE</b>	<b>110,515</b>	<b>95,373</b>	<b>61,685</b>	<b>64,989</b>	<b>1,10,657</b>	<b>21,86,188</b>	<b>16,90,518</b>	<b>11,98,167</b>	<b>8,55,079</b>	<b>11,64,515</b>
Sweden . . . . .	785	1	..	909	..	22,684	15	..	6,366	..
Poland (including Dantsig). . . . .	887	100	4,123	3,274	4,896	24,093	1,983	1,03,183	56,704	59,592
Germany . . . . .	19,128	27,433	79,413	24,273	22,737	4,46,994	5,05,262	16,15,935	3,76,580	2,89,052
Netherlands . . . . .	220	1,415	1,371	1,454	480	5,845	31,642	28,524	23,821	5,182
Belgium . . . . .	35,059	42,930	30,527	21,924	15,665	8,34,236	9,51,750	7,33,264	4,22,389	2,41,940
France . . . . .	162	177	..	20	320	4,133	3,916	..	285	6,833
Italy . . . . .	..	38	..	2	500	..	1,010	..	10	4,568
Iraq . . . . .	127	65	57	1	1	2,218	995	833	11	5
Japan . . . . .	423	609	1,253	1,241	6,936	16,620	18,058	39,069	22,175	78,980
Egypt . . . . .	3	153	2	2	..	35	2,400	10	10	..
Portuguese East Africa . . . . .	..	..	3,181	7,208	9	..	5	53,614	1,08,251	67
United States of America—										
<i>Via Atlantic Coast . . . . .</i>	1,348	1,468	6,096	61	20,355	32,122	33,724	99,885	1,878	2,21,246
" Pacific " . . . . .	..	1,400	6,100	82,155	23,401	..	26,369	98,143	12,14,382	2,31,372
Other Foreign Countries . . . . .	18	22	34	71	1	243	318	1,353	1,374	20
<b>TOTAL FOREIGN COUNTRIES</b>	<b>58,160</b>	<b>75,811</b>	<b>132,157</b>	<b>142,595</b>	<b>95,331</b>	<b>14,39,073</b>	<b>15,77,468</b>	<b>27,74,413</b>	<b>22,29,236</b>	<b>11,38,851</b>
<i>Share of Bengal . . . . .</i>	<i>36,384</i>	<i>104,734</i>	<i>129,174</i>	<i>154,629</i>	<i>157,924</i>	<i>18,34,929</i>	<i>19,40,456</i>	<i>25,69,035</i>	<i>22,03,774</i>	<i>16,93,338</i>
" Bombay . . . . .	60,965	33,752	25,924	18,855	23,392	10,23,815	6,23,221	5,45,740	3,07,208	2,88,792
" Sind . . . . .	1,424	1,305	3,694	2,473	4,066	32,019	33,001	66,999	37,393	50,664
" Madras . . . . .	6,134	6,165	5,031	6,597	4,558	1,66,661	1,36,975	1,25,175	1,24,567	64,651
" Burma . . . . .	23,768	25,228	29,369	25,080	15,548	5,72,937	5,34,333	6,65,631	4,10,568	2,00,421
<b>TOTAL</b>	<b>168,675</b>	<b>171,184</b>	<b>193,842</b>	<b>207,534</b>	<b>2,05,988</b>	<b>36,25,261</b>	<b>32,67,986</b>	<b>39,72,580</b>	<b>30,84,315</b>	<b>22,98,366</b>
<i>Metals, unenumerated (III.L)</i>										
United Kingdom . . . . .	Cwts. 13,094	Cwts. 11,816	Cwts. 15,328	Cwts. 15,517	Cwts. 11,411	7,78,582	7,69,098	9,32,919	8,52,296	5,38,608
Ceylon . . . . .	20	58	61	246	100	640	1,606	1,633	6,773	3,269
Straits Settlements (including Labuan). . . . .	..	118	10	105	..	273	3,652	300	2,181	24
Hongkong . . . . .	100	..	427	507	60	2,947	520	8,210	8,745	1,159
Mauritius and Dependencies . . . . .	..	..	63	80	..	..	..	2,326	3,090	..
Victoria . . . . .	..	..	6	..	..	..	..	1,179	..	..
<i>Australian Commonwealth (Total) . . . . .</i>	<i>..</i>	<i>..</i>	<i>6</i>	<i>..</i>	<i>..</i>	<i>..</i>	<i>..</i>	<i>1,179</i>	<i>..</i>	<i>..</i>
Other British Possessions . . . . .	..	93	4	3	22	12	1,763	139	60	976
<b>TOTAL BRITISH EMPIRE</b>	<b>13,214</b>	<b>12,085</b>	<b>15,897</b>	<b>16,458</b>	<b>11,593</b>	<b>7,82,454</b>	<b>7,75,639</b>	<b>9,46,706</b>	<b>8,73,145</b>	<b>5,44,086</b>
Germany . . . . .	2,578	3,160	2,171	4,007	2,943	1,09,183	1,15,344	1,08,797	1,60,847	88,511
Belgium . . . . .	498	416	200	668	110	16,337	3,294	4,454	14,898	3,073
France . . . . .	20	..	..	183	198	485	23	35	6,564	5,540
Italy . . . . .	1,084	2,063	6,851	1,214	1,227	38,637	72,348	2,46,479	44,831	38,590
Iraq . . . . .	..	..	2	456	69	..	..	71	9,034	1,180
Persia . . . . .	..	302	..	229	141	..	5,748	..	3,100	1,616
China (exclusive of Hong- kong and Macao) . . . . .	1,301	1,000	2,836	968	1,784	43,105	26,616	62,035	19,153	27,695
Japan . . . . .	739	426	943	486	128	26,612	17,691	23,322	8,757	4,975
Egypt . . . . .	..	..	..	..	54	..	..	..	23	1,158
United States of America—										
<i>Via Atlantic Coast . . . . .</i>	5,961	1,106	3	508	1,675	2,04,750	75,005	691	18,388	51,762
Other Foreign Countries . . . . .	14	30	5	12	..	1,015	1,350	801	1,577	697
<b>TOTAL FOREIGN COUNTRIES</b>	<b>12,195</b>	<b>8,503</b>	<b>12,516</b>	<b>8,731</b>	<b>8,329</b>	<b>4,40,074</b>	<b>3,23,079</b>	<b>4,47,675</b>	<b>2,87,172</b>	<b>2,14,802</b>



No. 13—continued

ARTICLES AND COUNTRIES OF CONSIGNMENT; ALSO SHARE OF EACH PROVINCE	QUANTITY					VALUE				
	1927-28	1928-29	1929-30	1930-31	1931-32	1927-28	1928-29	1929-30	1930-31	1931-32
						R	R	R	R	R
<b>Metals and Ores—continued</b>										
<i>Metals, unenumerated (III. L)—continued</i>	Cwts.	Cwts.	Cwts.	Cwts.	Cwts.					
Share of Bengal . . . . .	17,989	13,978	18,718	14,914	14,598	7,13,867	6,11,505	8,63,515	6,18,358	4,31,047
„ Bombay . . . . .	3,236	2,695	3,820	4,297	2,300	1,91,638	2,06,353	1,84,186	1,60,659	1,00,322
„ Sind . . . . .	73	425	270	889	346	7,308	14,361	10,376	32,209	29,243
„ Madras . . . . .	2,314	1,851	3,592	2,504	1,652	1,07,925	74,559	1,36,994	74,634	44,521
„ Burma . . . . .	1,797	1,639	2,013	2,585	1,026	2,01,790	1,91,940	2,00,311	2,74,407	1,53,705
<b>TOTAL</b>	<b>25,409</b>	<b>20,588</b>	<b>28,413</b>	<b>25,189</b>	<b>19,922</b>	<b>12,22,528</b>	<b>10,98,718</b>	<b>13,04,381</b>	<b>11,60,317</b>	<b>7,58,838</b>
<i>Ores, unenumerated (II. F)—</i>	Tons	Tons	Tons	Tons	Tons					
United Kingdom . . . . .	15	2	28	7	77	625	1,018	2,221	1,913	17,099
Straits Settlements (including Labuan) . . . . .	2	25	32	25	38	5,249	2,798	1,877	1,175	1,482
<b>TOTAL BRITISH EMPIRE</b>	<b>17</b>	<b>27</b>	<b>60</b>	<b>32</b>	<b>110</b>	<b>5,874</b>	<b>3,816</b>	<b>4,098</b>	<b>3,088</b>	<b>18,581</b>
<b>TOTAL FOREIGN COUNTRIES</b>	<b>1</b>	<b>..</b>	<b>1</b>	<b>5</b>	<b>..</b>	<b>52</b>	<b>..</b>	<b>437</b>	<b>972</b>	<b>..</b>
Share of Bengal . . . . .	16	2	29	5	74	677	1,018	2,658	611	15,235
„ Bombay . . . . .	..	..	..	7	3	..	..	..	1,913	1,860
„ Sind . . . . .	..	..	..	..	..	..	..	..	286	14
„ Madras . . . . .	..	..	..	..	..	..	..	..	..	..
„ Burma . . . . .	2	25	32	25	38	5,249	2,798	1,877	1,300	1,482
<b>TOTAL</b>	<b>18</b>	<b>27</b>	<b>61</b>	<b>37</b>	<b>110</b>	<b>5,926</b>	<b>3,816</b>	<b>4,535</b>	<b>4,000</b>	<b>18,581</b>
<i>Total Metals (excluding Ores)—</i>	Tons	Tons	Tons	Tons	Tons					
United Kingdom . . . . .	709,708	671,412	500,965	280,499	177,445	16,84,08,035	15,15,85,475	11,86,77,868	6,78,47,365	4,33,21,337
Gibraltar . . . . .	15	..	..	1	..	3,346	..	..	405	..
Malta and Gozo . . . . .	..	..	..	..	..	1,294	..	..	..	35
Aden and Dependencies . . . . .	17	71	52	51	8	8,009	24,235	20,490	16,383	4,431
Bahrain Islands . . . . .	10	13	12	19	10	7,427	9,043	8,036	8,491	5,879
Ceylon . . . . .	1,507	2,037	1,862	1,878	1,155	2,61,952	3,85,330	3,22,001	2,73,128	1,51,674
Straits Settlements (including Labuan) . . . . .	3,515	2,520	3,108	3,474	2,429	1,20,94,941	75,78,285	79,32,908	57,78,539	41,81,999
Hongkong . . . . .	283	106	20	117	9	1,81,291	72,559	25,680	66,649	11,549
Zanzibar and Pemba . . . . .	156	62	16	86	37	24,362	12,774	9,419	7,212	4,455
Kenya Colony . . . . .	14	21	28	49	39	5,668	7,264	12,998	17,220	13,373
Tanganyika Territory . . . . .	44	33	12	12	8	19,722	16,902	5,595	6,485	3,661
Somaland Protectorate . . . . .	..	52	4	4	1	..	12,970	1,738	1,162	183
Anglo-Egyptian Sudan . . . . .	2	1	1	..	3	1,642	1,297	767	72	1,001
Mauritius and Dependencies . . . . .	42	45	19	72	6	24,994	24,829	13,084	26,718	2,510
Canada— Via Atlantic Coast . . . . .	56	80	529	317	403	26,787	63,516	4,20,767	3,45,039	2,50,103
„ Pacific „ . . . . .	..	..	23	..	130	..	..	7,469	..	27,543
Western Australia . . . . .	10	..	..	..	..	1,216	14	..	38	..
South Australia (including Northern Territory) . . . . .	..	..	..	..	100	..	..	..	10	21,042
Victoria . . . . .	426	..	1	778	998	2,10,857	..	2,068	2,08,426	2,14,398
Tasmania . . . . .	..	..	..	100	420	..	..	..	26,958	74,094
New South Wales . . . . .	1	415	1	380	526	2,409	1,67,952	1,699	69,128	1,14,636
<i>Australian Commonwealth (Total)</i> . . . . .	<b>437</b>	<b>415</b>	<b>2</b>	<b>1,258</b>	<b>2,044</b>	<b>2,14,462</b>	<b>1,67,966</b>	<b>3,767</b>	<b>3,29,560</b>	<b>4,25,070</b>
Other British Possessions . . . . .	..	2	..	1	..	1,048	1,044	614	1,309	557
<b>TOTAL BRITISH EMPIRE</b>	<b>715,808</b>	<b>676,870</b>	<b>506,728</b>	<b>287,838</b>	<b>183,727</b>	<b>18,14,00,950</b>	<b>15,09,58,495</b>	<b>12,74,63,210</b>	<b>7,47,26,687</b>	<b>4,84,05,410</b>
<b>Russia—</b>										
Northern Russia . . . . .	..	12	..	..	..	..	1	2,450	..	..
Southern „ . . . . .	..	..	..	..	..	..	..	33	..	..
Finland . . . . .	1	20	6	60	49	307	3,762	1,362	16,774	15,487
Estonia . . . . .	65	63	75	85	48	31,725	28,716	34,963	40,634	25,142
Sweden . . . . .	3,723	3,400	2,532	2,425	3,480	15,27,851	13,82,731	11,26,229	9,81,789	14,16,090
Norway . . . . .	3,413	2,656	2,315	2,066	1,368	11,20,966	9,18,138	7,86,140	6,50,835	4,05,023
Denmark . . . . .	1,538	262	144	34	149	1,70,259	45,177	33,174	12,535	30,047

ARTICLES AND COUNTRIES OF CONSIGNMENT; ALSO SHARE OF EACH PROVINCE	QUANTITY					VALUE				
	1927-28	1928-29	1929-30	1930-31	1931-32	1927-28	1928-29	1929-30	1930-31	1931-32
	Tons	Tons	Tons	Tons	Tons	R	R	R	R	R
<b>Metals and Ores—continued</b>										
<i>Total Metals (excluding Ores)—continued</i>										
Poland (including Dantzig)	174	1,836	1,910	6,028	1,042	48,315	3,54,855	5,06,548	10,81,668	4,22,100
Germany . . . . .	94,497	89,083	77,853	61,038	41,908	2,05,06,000	2,02,02,434	2,00,75,127	2,25,01,424	1,50,80,508
Netherlands . . . . .	5,880	4,697	2,300	4,954	2,981	10,50,450	8,30,019	4,92,148	11,31,105	7,01,857
Belgium . . . . .	320,090	337,396	315,153	209,705	119,051	4,22,66,400	4,35,74,753	4,23,24,150	2,84,10,535	1,50,25,403
Luxemburg . . . . .	26,226	19,653	43,033	20,341	25,088	23,25,800	20,01,804	45,10,100	18,17,922	19,83,675
France . . . . .	50,900	57,001	37,474	31,913	18,000	70,75,654	66,68,964	74,14,507	59,11,087	35,33,571
Spain . . . . .	37	7	9	2	1	44,178	66,604	91,385	18,978	8,076
Portugal . . . . .	4	..	13	..	100	3,305	60	3,212	..	47,354
Switzerland . . . . .	580	824	716	359	295	9,80,920	11,51,920	11,15,398	5,44,448	4,27,083
Italy . . . . .	2,234	2,033	2,522	1,632	1,279	15,92,842	10,25,206	17,58,495	18,35,268	13,50,158
Austria . . . . .	4,578	3,173	2,217	1,990	1,237	10,75,000	17,53,376	14,09,634	9,18,984	6,63,902
Hungary . . . . .	1,452	842	1,596	1,666	366	2,09,024	1,18,735	2,38,480	2,80,478	89,898
Czechoslovakia . . . . .	2,206	4,807	4,722	5,081	2,320	4,12,841	8,71,970	11,45,268	12,05,074	5,91,560
Sorb-Croat Sloveno State (Jugo-Slavia)	..	22	27	15	9	..	8,620	9,836	4,512	2,571
Greece . . . . .	..	..	..	..	656	..	..	..	..	1,63,872
Mascat Territory and Trucial Oman . . . . .	1	7	5	12	8	372	2,105	1,659	5,448	4,297
Other Native States in Arabia	4	6	4	6	37	2,444	3,600	2,727	3,722	11,930
Iraq . . . . .	442	486	272	437	168	1,99,436	1,79,589	75,229	88,474	30,472
Persia . . . . .	94	189	148	116	108	9,774	85,974	57,410	48,880	12,123
Henjam Island . . . . .	..	11	..	..	..	..	1,755	..	..	..
Java . . . . .	..	1	4	7	..	649	555	5,316	17,237	833
Borneo (Dutch)	..	12	..	..	..	..	3,693	..	..	..
Indo China (including Cochin China, Cambodia, Annam, Tonkin and French leased territories in China)	..	..	..	..	..	1,778	30	20	..	..
China (exclusive of Hong-kong and Macao)	220	866	305	125	92	1,92,387	3,42,473	2,36,081	90,549	39,853
Japan . . . . .	4,124	4,298	4,822	5,443	4,368	38,66,125	38,63,824	46,93,031	37,29,901	25,24,548
Egypt . . . . .	..	10	..	..	3	376	3,645	512	1,060	1,582
Portuguese East Africa . . . . .	27	..	161	394	5	3,897	138	55,331	1,31,648	2,187
Madagascar . . . . .	..	2	..	..	..	45	1,000	..	..	..
Italian East Africa (Somaliland and Eritrea)	..	19	2	7	2	37	13,075	1,478	4,585	1,181
United States of America—										
Via Atlantic Coast . . . . .	20,029	22,007	19,859	19,940	7,565	1,04,88,931	1,16,81,000	1,11,22,062	1,11,80,479	27,92,001
" Pacific " . . . . .	828	77	345	4,150	1,206	2,90,884	31,541	1,18,679	12,60,971	2,61,263
Chile . . . . .	..	..	12	..	..	..	..	2,012	..	..
Other Foreign Countries . . . . .	4	..	1	6	..	1,127	933	465	849	86
<b>TOTAL FOREIGN COUNTRIES</b>	<b>543,570</b>	<b>555,499</b>	<b>521,457</b>	<b>380,943</b>	<b>2,34,364</b>	<b>10,25,90,176</b>	<b>10,98,35,374</b>	<b>10,34,18,895</b>	<b>8,43,91,858</b>	<b>4,02,48,239</b>
<i>Share of Bengal</i>	<i>504,960</i>	<i>557,615</i>	<i>435,681</i>	<i>227,019</i>	<i>1,27,746</i>	<i>11,30,89,893</i>	<i>11,75,64,537</i>	<i>9,94,38,493</i>	<i>5,55,20,569</i>	<i>2,98,50,866</i>
" Bombay . . . . .	<i>313,655</i>	<i>314,932</i>	<i>281,360</i>	<i>194,237</i>	<i>1,40,189</i>	<i>7,91,08,383</i>	<i>7,99,07,545</i>	<i>6,39,22,343</i>	<i>4,86,45,163</i>	<i>3,06,22,847</i>
" Sind . . . . .	<i>123,279</i>	<i>129,315</i>	<i>111,739</i>	<i>107,074</i>	<i>60,829</i>	<i>2,10,58,543</i>	<i>2,27,50,666</i>	<i>1,95,49,005</i>	<i>1,86,15,692</i>	<i>1,07,37,490</i>
" Madras . . . . .	<i>197,065</i>	<i>156,622</i>	<i>127,049</i>	<i>83,262</i>	<i>59,950</i>	<i>3,76,36,414</i>	<i>3,10,56,712</i>	<i>2,98,51,332</i>	<i>2,22,75,508</i>	<i>1,32,79,017</i>
" Burma . . . . .	<i>120,417</i>	<i>73,885</i>	<i>72,351</i>	<i>66,539</i>	<i>29,377</i>	<i>2,80,47,893</i>	<i>1,76,14,359</i>	<i>1,80,71,033</i>	<i>1,40,61,553</i>	<i>71,63,479</i>
<b>TOTAL</b>	<b>1,259,376</b>	<b>1,232,360</b>	<b>1,023,160</b>	<b>688,781</b>	<b>4,18,001</b>	<b>28,39,01,126</b>	<b>26,97,08,809</b>	<b>23,58,82,105</b>	<b>15,91,18,495</b>	<b>9,76,53,699</b>
<b>Total Ores—</b>	<b>Tons</b>	<b>Tons</b>	<b>Tons</b>	<b>Tons</b>	<b>Tons</b>					
United Kingdom . . . . .	42	17	38	23	77	13,722	10,848	6,685	8,597	17,090
Straits Settlements (including Labuan)	2	25	32	25	33	5,249	2,708	1,877	1,175	1,482
<b>TOTAL BRITISH EMPIRE</b>	<b>44</b>	<b>42</b>	<b>70</b>	<b>48</b>	<b>110</b>	<b>18,971</b>	<b>13,146</b>	<b>8,462</b>	<b>9,772</b>	<b>18,581</b>
Sweden . . . . .	..	15	23	35	27	..	1,700	2,937	6,868	3,319
Norway . . . . .	..	..	5,597	..	..	..	..	2,08,846	..	..
Belgium . . . . .	..	3	..	..	5	..	1,928	..	..	501
France . . . . .	340	194	218	237	259	1,57,027	73,492	88,072	82,432	88,975
United States of America— Via Atlantic Coast . . . . .	..	..	..	3	..	..	..	..	1,112	..

No. 13—continued

ARTICLES AND COUNTRIES OF CONSIGNMENT; ALSO SHARE OF EACH PROVINCE	QUANTITY					VALUE				
	1927-28	1928-29	1929-30	1930-31	1931-32	1927-28	1928-29	1929-30	1930-31	1931-32
	Tons	Tons	Tons	Tons	Tons	R	R	R	R	R
<b>Metals and Ores—concluded</b>										
<i>Total Ores—continued</i>										
Other Foreign Countries	2	..	1	2	..	660	..	437	1,281	..
<b>TOTAL FOREIGN COUNTRIES</b>	<b>342</b>	<b>212</b>	<b>5,839</b>	<b>297</b>	<b>201</b>	<b>1,57,687</b>	<b>77,180</b>	<b>3,00,292</b>	<b>97,633</b>	<b>92,705</b>
<i>Share of Bengal</i>	35	46	63	54	120	31,978	20,697	17,132	18,123	28,072
„ Bombay	119	107	90	137	84	53,978	37,326	30,317	40,078	25,850
„ Sind	180	76	124	129	164	85,208	28,987	49,608	47,904	55,972
„ Madras	..	..	3	..	..	245	24	459	..	..
„ Burma	2	25	5,629	25	33	5,949	2,798	2,10,738	1,300	1,452
<b>TOTAL</b>	<b>886</b>	<b>254</b>	<b>5,909</b>	<b>345</b>	<b>401</b>	<b>1,76,658</b>	<b>90,332</b>	<b>3,08,754</b>	<b>1,07,405</b>	<b>1,11,376</b>
<i>Total Metals and Ores</i>	1,259,762	1,232,623	1,034,080	669,126	418,492	28,41,67,784	26,98,84,201	23,61,90,859	15,92,25,960	9,77,65,075
<b>Mica—</b>										
<i>In Blocks (II. B)—</i>										
United Kingdom	509	7	59	410	124	45,435	3,855	11,463	64,572	17,405
Victoria	..	..	..	..	..	55	..	..	..	..
<i>Australian Commonwealth</i>	..	..	..	..	..	55	..	..	..	..
<b>TOTAL BRITISH EMPIRE</b>	<b>509</b>	<b>7</b>	<b>59</b>	<b>410</b>	<b>124</b>	<b>45,490</b>	<b>3,855</b>	<b>11,463</b>	<b>64,572</b>	<b>17,405</b>
Germany	87	36	145	27	65	7,400	4,650	6,050	5,802	14,250
Belgium	..	..	..	14	..	..	..	..	2,597	..
France	304	518	488	1	..	36,202	47,980	14,455	640	..
Italy	..	..	..	1	36	..	..	..	800	10,552
Japan	..	13	19	19	..	..	2,900	1,572	3,028	..
Madagascar	203	..	400	..	..	26,405	..	17,489	..	..
United States of America— Via Atlantic Coast	111	..	13	156	20	12,380	..	8,025	40,012	5,111
<b>TOTAL FOREIGN COUNTRIES</b>	<b>795</b>	<b>567</b>	<b>1,065</b>	<b>218</b>	<b>121</b>	<b>82,507</b>	<b>55,599</b>	<b>43,800</b>	<b>61,979</b>	<b>29,913</b>
<i>Share of Bengal</i>	1,232	541	1,124	388	225	1,14,398	58,434	55,263	1,32,011	45,354
„ Bombay	2	..	..	..	..	556	..	..	..	..
„ Sind	2	..	..	..	..	322	..	..	..	..
„ Madras	68	33	..	240	20	12,492	765	..	4,265	1,365
„ Burma	..	..	..	..	..	229	255	..	276	599
<b>TOTAL</b>	<b>1,304</b>	<b>574</b>	<b>1,124</b>	<b>628</b>	<b>245</b>	<b>1,27,997</b>	<b>59,454</b>	<b>55,263</b>	<b>1,26,551</b>	<b>47,313</b>
<i>In splittings (II. B)—</i>										
United Kingdom	45	5	5	166	144	4,761	942	1,633	11,194	9,988
Other British Possessions	..	10	13	..	..	..	220	126	..	..
<b>TOTAL BRITISH EMPIRE</b>	<b>45</b>	<b>15</b>	<b>18</b>	<b>166</b>	<b>144</b>	<b>4,761</b>	<b>1,162</b>	<b>1,759</b>	<b>11,194</b>	<b>9,988</b>
Germany	..	840	94	82	108	..	11,661	8,114	12,256	6,321
Italy	..	..	..	..	3	..	..	..	..	2,412
Japan	7	90	40	9	..	1,843	4,300	1,540	3,570	..
United States of America— Via Atlantic Coast	19	..	19	..	..	1,300	48	6,218	..	65
<b>TOTAL FOREIGN COUNTRIES</b>	<b>26</b>	<b>430</b>	<b>153</b>	<b>91</b>	<b>111</b>	<b>3,143</b>	<b>16,009</b>	<b>15,872</b>	<b>15,826</b>	<b>8,708</b>
<i>Share of Bengal</i>	67	430	154	106	251	7,800	15,961	16,472	27,073	17,328
„ Bombay	1	4	17	3	4	149	444	1,159	948	539
„ Madras	..	11	..	33	..	..	502	..	2,865	..
„ Burma	3	..	..	..	..	155	264	..	134	369
<b>TOTAL</b>	<b>71</b>	<b>445</b>	<b>171</b>	<b>257</b>	<b>255</b>	<b>7,904</b>	<b>17,171</b>	<b>17,631</b>	<b>27,020</b>	<b>18,786</b>
<b>Total Mica—</b>										
United Kingdom	554	12	64	576	268	50,196	4,797	18,096	75,766	27,303
Other British Possessions	..	10	13	..	..	55	220	126	..	..
<b>TOTAL BRITISH EMPIRE</b>	<b>554</b>	<b>22</b>	<b>77</b>	<b>576</b>	<b>268</b>	<b>50,251</b>	<b>5,017</b>	<b>18,222</b>	<b>75,766</b>	<b>27,303</b>
Germany	87	376	239	109	173	7,400	16,320	14,773	17,558	20,571
Belgium	..	..	..	14	..	..	..	..	2,597	..
France	304	518	488	1	..	36,202	47,980	14,445	640	..
Italy	..	..	..	1	39	..	..	..	800	12,984
Japan	7	103	59	28	..	1,843	7,260	3,112	6,598	..
Madagascar	203	..	400	..	..	26,405	..	17,489	..	..
United States of America— Via Atlantic Coast	130	..	32	156	20	13,680	48	9,853	40,612	5,176
<b>TOTAL FOREIGN COUNTRIES</b>	<b>821</b>	<b>997</b>	<b>1,218</b>	<b>309</b>	<b>232</b>	<b>85,650</b>	<b>71,608</b>	<b>59,672</b>	<b>77,805</b>	<b>38,711</b>
<i>Share of Bengal</i>	1,299	971	1,278	554	476	1,21,998	74,395	71,735	1,45,084	62,682
„ Bombay	3	4	17	3	4	705	444	1,159	948	539
„ Sind	2	..	..	..	..	322	..	..	..	..
„ Madras	68	44	..	323	20	12,492	1,267	..	7,130	1,365
„ Burma	3	..	..	..	..	384	519	..	409	1,403
<b>TOTAL</b>	<b>1,375</b>	<b>1,019</b>	<b>1,295</b>	<b>885</b>	<b>500</b>	<b>1,35,901</b>	<b>76,625</b>	<b>72,894</b>	<b>1,53,571</b>	<b>66,104</b>

GENERAL IMPORTS

( 366 )

No. 13—continued

ARTICLES AND COUNTRIES OF CONSIGNMENT; ALSO SHARE OF EACH PROVINCE	QUANTITY					VALUE				
	1927-28	1928-29	1929-30	1930-31	1931-32	1927-28	1928-29	1929-30	1930-31	1931-32
<b>Oils—</b>						R	R	R	R	R
<b>Animal—</b>										
<b>Fish Oil (II. G)—</b>	Gals.	Gals.	Gals.	Gals.	Gals.					
United Kingdom . . . . .	212,136	199,909	161,172	277,482	102,503	2,75,568	2,45,668	2,78,098	4,08,037	1,33,605
Other British Possessions . . . . .	776	59	292	878	20	986	158	443	1,284	73
<b>TOTAL BRITISH EMPIRE</b>	<b>212,912</b>	<b>199,968</b>	<b>161,464</b>	<b>278,360</b>	<b>102,523</b>	<b>2,76,554</b>	<b>2,45,826</b>	<b>2,78,541</b>	<b>4,09,321</b>	<b>1,33,678</b>
Norway . . . . .	..	13,084	12,500	55,237	58,401	..	30,513	29,219	1,04,574	55,543
Denmark . . . . .	..	..	..	4,894	13,639	..	..	..	11,669	24,138
Luxemburg . . . . .	480	..	..	..	..	1,153	..	..	..	..
Germany . . . . .	..	..	..	17,343	6,963	..	..	..	15,019	5,314
Netherlands . . . . .	..	260	..	4,431	..	..	668	..	7,323	..
Maskat Territory and Trucial Oman . . . . .	1,260	78	12	187	733	1,460	104	15	174	809
Japan . . . . .	132,205	161,369	224,181	103,966	62,522	1,49,573	1,78,990	2,74,504	1,26,995	42,222
Other Foreign Countries . . . . .	..	164	63	1,129	6	..	262	78	1,271	32
<b>TOTAL FOREIGN COUNTRIES</b>	<b>133,945</b>	<b>174,955</b>	<b>236,756</b>	<b>187,187</b>	<b>142,404</b>	<b>1,52,186</b>	<b>2,10,537</b>	<b>3,03,816</b>	<b>2,67,025</b>	<b>1,27,958</b>
Share of Bengal . . . . .	336,256	354,626	374,248	405,482	190,872	5,04,155	5,11,233	5,28,159	5,53,743	1,82,447
„ Bombay . . . . .	4,388	15,031	21,305	36,975	12,226	13,187	34,363	47,524	83,337	13,722
„ Sind . . . . .	2,531	172	247	8,270	3,009	4,084	114	239	17,375	5,476
„ Madras . . . . .	..	4,355	1,522	13,811	22,302	..	7,600	3,858	19,956	35,663
„ Burma . . . . .	3,182	739	898	1,009	16,013	7,384	2,553	2,577	1,635	19,324
<b>TOTAL</b>	<b>346,857</b>	<b>374,923</b>	<b>398,220</b>	<b>465,547</b>	<b>244,927</b>	<b>5,23,690</b>	<b>5,56,363</b>	<b>5,82,357</b>	<b>6,76,346</b>	<b>2,61,636</b>
<b>Other kinds (II. G)—</b>	Gals.	Gals.	Gals.	Gals.	Gals.					
United Kingdom . . . . .	9,772	15,816	5,932	643	2,222	19,599	34,048	16,328	2,376	5,190
<b>TOTAL FOREIGN COUNTRIES</b>	<b>274</b>	<b>5</b>	<b>112</b>	<b>18</b>	<b>138</b>	<b>859</b>	<b>26</b>	<b>420</b>	<b>32</b>	<b>502</b>
Share of Bengal . . . . .	7,021	11,315	1,219	186	262	9,059	24,228	2,718	562	957
„ Bombay . . . . .	2,693	2,730	4,433	367	333	10,355	7,083	12,413	1,227	1,093
„ Sind . . . . .	170	130	32	97	94	570	624	912	519	652
„ Madras . . . . .	124	346	256	11	1,670	347	1,764	630	100	2,930
„ Burma . . . . .	38	300	4	..	1	127	370	75	..	20
<b>TOTAL</b>	<b>10,046</b>	<b>15,821</b>	<b>6,044</b>	<b>661</b>	<b>2,360</b>	<b>20,458</b>	<b>34,069</b>	<b>16,748</b>	<b>2,408</b>	<b>5,692</b>
<b>Total Animal Oils—</b>	Gals.	Gals.	Gals.	Gals.	Gals.					
United Kingdom . . . . .	221,908	215,725	167,104	278,125	104,725	3,95,167	3,79,711	2,94,426	4,10,413	1,33,795
Other British Possessions . . . . .	776	59	292	878	25	986	158	443	1,234	105
<b>TOTAL BRITISH EMPIRE</b>	<b>222,684</b>	<b>215,784</b>	<b>167,396</b>	<b>279,003</b>	<b>104,750</b>	<b>3,96,153</b>	<b>3,79,869</b>	<b>2,94,869</b>	<b>4,11,647</b>	<b>1,33,900</b>
Norway . . . . .	..	13,084	12,500	55,237	58,491	..	30,513	29,219	1,04,574	55,543
Denmark . . . . .	..	..	..	4,894	13,639	..	..	..	11,669	24,138
Germany . . . . .	150	..	4	17,343	7,008	512	..	10	15,019	5,340
Netherlands . . . . .	..	260	..	4,431	..	..	668	..	7,323	..
Luxemburg . . . . .	480	..	..	..	..	1,153	..	..	..	..
Maskat Territory and Trucial Oman . . . . .	1,260	78	12	187	733	1,460	104	15	174	809
Japan . . . . .	132,205	161,369	224,181	103,984	62,522	1,49,573	1,78,990	2,74,504	1,27,027	42,222
Other Foreign Countries . . . . .	124	169	171	1,129	94	347	283	488	1,271	370
<b>TOTAL FOREIGN COUNTRIES</b>	<b>134,219</b>	<b>174,960</b>	<b>236,868</b>	<b>187,205</b>	<b>142,537</b>	<b>1,53,045</b>	<b>2,10,563</b>	<b>3,04,236</b>	<b>2,67,057</b>	<b>1,28,428</b>
Share of Bengal . . . . .	343,277	366,441	375,467	405,668	191,134	5,13,214	5,35,461	5,30,877	5,54,305	1,83,844
„ Bombay . . . . .	7,581	17,761	25,788	37,342	12,559	23,542	41,946	59,937	84,564	19,116
„ Sind . . . . .	2,701	302	329	8,367	3,103	4,634	738	1,151	13,194	6,127
„ Madras . . . . .	124	5,201	1,778	13,822	24,472	347	9,364	4,438	20,056	38,598
„ Burma . . . . .	3,320	1,039	902	1,009	16,019	7,411	2,923	2,652	1,635	19,344
<b>TOTAL</b>	<b>356,903</b>	<b>390,744</b>	<b>404,264</b>	<b>466,208</b>	<b>247,287</b>	<b>5,49,143</b>	<b>5,90,432</b>	<b>5,99,105</b>	<b>6,78,754</b>	<b>2,67,328</b>

No. 13—continued

ARTICLES AND COUNTRIES OF CONSIGNMENT; ALSO SHARE OF EACH PROVINCE	QUANTITY					VALUE				
	1927-28	1928-29	1929-30	1930-31	1931-32	1927-28	1928-29	1929-30	1930-31	1931-32
						₹	₹	₹	₹	₹
<b>Oils—continued</b>										
<b>Essential—</b>										
<b>Synthetic (II. G)—</b>	<b>Gals.</b>	<b>Gals.</b>	<b>Gals.</b>	<b>Gals.</b>	<b>Gals.</b>					
United Kingdom . . . . .	58	97	244	41	66	1,999	7,874	14,180	3,251	2,230
Other British Possessions . . . . .	..	1	1	1	1	..	70	84	70	70
<b>TOTAL BRITISH EMPIRE</b>	<b>58</b>	<b>98</b>	<b>245</b>	<b>42</b>	<b>67</b>	<b>1,999</b>	<b>7,944</b>	<b>14,264</b>	<b>3,321</b>	<b>2,300</b>
Germany . . . . .	978	776	1,049	804	615	33,892	37,705	41,621	31,455	21,857
Netherlands . . . . .	869	429	623	940	989	28,916	18,908	30,231	31,355	36,140
Belgium . . . . .	3	6	5	..	46	436	185	78	..	2,868
France . . . . .	816	1,002	1,083	776	839	58,463	59,991	56,138	28,946	32,053
Switzerland . . . . .	74	185	99	163	40	3,168	7,039	4,610	9,224	2,424
Other Foreign Countries . . . . .	..	..	18	6	13	..	..	393	55	377
<b>TOTAL FOREIGN COUNTRIES</b>	<b>2,735</b>	<b>2,397</b>	<b>2,872</b>	<b>2,689</b>	<b>2,492</b>	<b>1,19,875</b>	<b>1,23,628</b>	<b>1,33,071</b>	<b>1,01,035</b>	<b>96,628</b>
<b>Share of Bengal</b> . . . . .	<b>8</b>	<b>6</b>	<b>..</b>	<b>..</b>	<b>17</b>	<b>1,074</b>	<b>1,190</b>	<b>..</b>	<b>..</b>	<b>617</b>
.. <b>Bombay</b> . . . . .	<b>2,587</b>	<b>2,084</b>	<b>2,870</b>	<b>2,211</b>	<b>2,004</b>	<b>1,12,328</b>	<b>1,26,017</b>	<b>1,41,336</b>	<b>92,733</b>	<b>91,500</b>
.. <b>Sind</b> . . . . .	<b>56</b>	<b>335</b>	<b>211</b>	<b>431</b>	<b>455</b>	<b>719</b>	<b>1,245</b>	<b>4,536</b>	<b>4,350</b>	<b>3,686</b>
.. <b>Madras</b> . . . . .	<b>17</b>	<b>15</b>	<b>2</b>	<b>40</b>	<b>76</b>	<b>930</b>	<b>1,470</b>	<b>281</b>	<b>4,353</b>	<b>2,693</b>
.. <b>Burma</b> . . . . .	<b>125</b>	<b>55</b>	<b>34</b>	<b>49</b>	<b>7</b>	<b>6,813</b>	<b>1,850</b>	<b>1,132</b>	<b>1,370</b>	<b>433</b>
<b>TOTAL</b> . . . . .	<b>2,793</b>	<b>2,495</b>	<b>3,117</b>	<b>2,731</b>	<b>2,559</b>	<b>1,21,864</b>	<b>1,31,772</b>	<b>1,47,285</b>	<b>1,04,356</b>	<b>93,928</b>
<b>Natural—</b>										
<b>Almond (II. G)—</b>	<b>Gals.</b>	<b>Gals.</b>	<b>Gals.</b>	<b>Gals.</b>	<b>Gals.</b>					
<b>TOTAL BRITISH EMPIRE</b> . . . . .	<b>..</b>	<b>..</b>	<b>15</b>	<b>10</b>	<b>2</b>	<b>7</b>	<b>9</b>	<b>383</b>	<b>117</b>	<b>49</b>
<b>TOTAL FOREIGN COUNTRIES</b> . . . . .	<b>1</b>	<b>1</b>	<b>8</b>	<b>1</b>	<b>..</b>	<b>52</b>	<b>27</b>	<b>174</b>	<b>12</b>	<b>15</b>
<b>Share of Bengal</b> . . . . .	<b>..</b>	<b>..</b>	<b>2</b>	<b>..</b>	<b>..</b>	<b>35</b>	<b>9</b>	<b>46</b>	<b>..</b>	<b>..</b>
.. <b>Bombay</b> . . . . .	<b>..</b>	<b>..</b>	<b>..</b>	<b>..</b>	<b>..</b>	<b>..</b>	<b>..</b>	<b>..</b>	<b>17</b>	<b>..</b>
.. <b>Sind</b> . . . . .	<b>..</b>	<b>..</b>	<b>1</b>	<b>1</b>	<b>..</b>	<b>7</b>	<b>..</b>	<b>45</b>	<b>40</b>	<b>..</b>
.. <b>Madras</b> . . . . .	<b>..</b>	<b>1</b>	<b>13</b>	<b>2</b>	<b>2</b>	<b>..</b>	<b>37</b>	<b>324</b>	<b>60</b>	<b>64</b>
.. <b>Burma</b> . . . . .	<b>1</b>	<b>..</b>	<b>7</b>	<b>8</b>	<b>..</b>	<b>17</b>	<b>..</b>	<b>142</b>	<b>12</b>	<b>..</b>
<b>TOTAL</b> . . . . .	<b>1</b>	<b>1</b>	<b>23</b>	<b>11</b>	<b>2</b>	<b>59</b>	<b>36</b>	<b>557</b>	<b>129</b>	<b>64</b>
<b>Bergamot (II. G)—</b>	<b>Gals.</b>	<b>Gals.</b>	<b>Gals.</b>	<b>Gals.</b>	<b>Gals.</b>					
United Kingdom . . . . .	6	8	1	..	6	921	1,158	162	..	240
Netherlands . . . . .	10	8	24	8	3	1,322	1,026	2,786	635	206
Other Foreign Countries . . . . .	1	1	3	2	..	108	168	353	219	..
<b>TOTAL FOREIGN COUNTRIES</b>	<b>11</b>	<b>9</b>	<b>27</b>	<b>10</b>	<b>3</b>	<b>1,430</b>	<b>1,194</b>	<b>3,089</b>	<b>854</b>	<b>206</b>
<b>Share of Bengal</b> . . . . .	<b>6</b>	<b>..</b>	<b>..</b>	<b>..</b>	<b>..</b>	<b>20</b>	<b>..</b>	<b>..</b>	<b>..</b>	<b>..</b>
.. <b>Bombay</b> . . . . .	<b>1</b>	<b>1</b>	<b>..</b>	<b>1</b>	<b>3</b>	<b>80</b>	<b>168</b>	<b>..</b>	<b>120</b>	<b>162</b>
.. <b>Sind</b> . . . . .	<b>..</b>	<b>..</b>	<b>..</b>	<b>..</b>	<b>..</b>	<b>..</b>	<b>..</b>	<b>..</b>	<b>6</b>	<b>..</b>
.. <b>Madras</b> . . . . .	<b>..</b>	<b>2</b>	<b>..</b>	<b>1</b>	<b>..</b>	<b>1</b>	<b>213</b>	<b>..</b>	<b>80</b>	<b>..</b>
.. <b>Burma</b> . . . . .	<b>10</b>	<b>14</b>	<b>28</b>	<b>8</b>	<b>6</b>	<b>1,330</b>	<b>1,971</b>	<b>3,251</b>	<b>648</b>	<b>334</b>
<b>TOTAL</b> . . . . .	<b>17</b>	<b>17</b>	<b>28</b>	<b>10</b>	<b>9</b>	<b>2,351</b>	<b>2,352</b>	<b>3,251</b>	<b>854</b>	<b>546</b>

GENERAL IMPORTS

( 368 )

No. 13—continued

ARTICLES AND COUNTRIES OF CONSIGNMENT; ALSO SHARE OF EACH PROVINCE	QUANTITY					VALUE				
	1927-28	1928-29	1929-30	1930-31	1931-32	1927-28	1928-29	1929-30	1930-31	1931-
						R	R	R	R	R
<i>Oils—continued</i>										
<i>Essential—continued</i>										
<i>Natural—continued</i>										
<b>Cajuputi (II. G)—</b>	<b>Gals.</b>	<b>Gals.</b>	<b>Gals.</b>	<b>Gals.</b>	<b>Gals.</b>					
United Kingdom . . . . .	50	38	53	77	18	962	666	1,567	1,381	
Straits Settlements (including Labuan) . . . . .	1,058	1,542	1,369	1,033	1,189	22,105	27,593	24,129	17,455	18,
Other British Possessions . . . . .	..	2	..	1	3	..	59	..	12	
<b>TOTAL BRITISH EMPIRE</b>	<b>1,108</b>	<b>1,582</b>	<b>1,422</b>	<b>1,116</b>	<b>1,205</b>	<b>23,067</b>	<b>28,318</b>	<b>25,716</b>	<b>18,848</b>	<b>18,</b>
Netherlands . . . . .	25	8	7	843	..	463	183	144	1,921	..
Java . . . . .	26	135	57	103	137	465	2,563	1,070	1,891	1,0
Japan . . . . .	50	..	..	134	..	849	..	..	2,207	..
Celebes and other Islands . . . . .	105	..	..	..	13	1,953	..	..	..	2
Other Foreign Countries . . . . .	18	21	117	33	7	328	307	2,095	706	1
<b>TOTAL FOREIGN COUNTRIES</b>	<b>224</b>	<b>164</b>	<b>181</b>	<b>1,113</b>	<b>157</b>	<b>4,058</b>	<b>3,053</b>	<b>3,309</b>	<b>6,725</b>	<b>2,0</b>
<i>Share of Bengal</i> . . . . .	<i>244</i>	<i>271</i>	<i>317</i>	<i>973</i>	<i>259</i>	<i>3,784</i>	<i>4,802</i>	<i>5,220</i>	<i>4,325</i>	<i>3,3</i>
" <i>Bombay</i> . . . . .	<i>344</i>	<i>473</i>	<i>423</i>	<i>381</i>	<i>554</i>	<i>5,908</i>	<i>7,303</i>	<i>6,696</i>	<i>5,831</i>	<i>8,6</i>
" <i>Sind</i> . . . . .	<i>11</i>	<i>19</i>	<i>26</i>	<i>39</i>	<i>3</i>	<i>201</i>	<i>346</i>	<i>471</i>	<i>752</i>	<i>4</i>
" <i>Madras</i> . . . . .	<i>..</i>	<i>64</i>	<i>85</i>	<i>215</i>	<i>322</i>	<i>4</i>	<i>1,134</i>	<i>1,539</i>	<i>3,762</i>	<i>4,7</i>
" <i>Burma</i> . . . . .	<i>733</i>	<i>919</i>	<i>752</i>	<i>596</i>	<i>224</i>	<i>17,328</i>	<i>17,787</i>	<i>15,099</i>	<i>19,553</i>	<i>4,0</i>
<b>TOTAL</b>	<b>1,332</b>	<b>1,746</b>	<b>1,803</b>	<b>2,220</b>	<b>1,362</b>	<b>27,125</b>	<b>31,371</b>	<b>29,025</b>	<b>25,573</b>	<b>20,8</b>
<b>Camphor (II. G)—</b>	<b>Gals.</b>	<b>Gals.</b>	<b>Gals.</b>	<b>Gals.</b>	<b>Gals.</b>					
<b>TOTAL BRITISH EMPIRE</b>	<b>49</b>	<b>..</b>	<b>113</b>	<b>..</b>	<b>1</b>	<b>161</b>	<b>..</b>	<b>337</b>	<b>..</b>	<b>1</b>
Germany . . . . .	..	267	7	323	1,050	..	714	46	803	4,40
Netherlands . . . . .	..	..	924	3,610	2,549	..	..	1,646	7,133	4,33
China (exclusive of Hongkong and Macao) . . . . .	120	40	3,040	..	..	435	140	8,211	..	..
Japan . . . . .	14,373	10,454	8,056	7,724	9,916	31,257	30,599	23,035	23,849	23,17
Other Foreign Countries . . . . .	..	1	..	3	..	..	27	..	20	..
<b>TOTAL FOREIGN COUNTRIES</b>	<b>14,993</b>	<b>16,762</b>	<b>13,227</b>	<b>11,660</b>	<b>14,416</b>	<b>31,692</b>	<b>31,480</b>	<b>32,940</b>	<b>31,865</b>	<b>36,91</b>
<i>Share of Bengal</i> . . . . .	<i>10,379</i>	<i>11,763</i>	<i>8,672</i>	<i>7,207</i>	<i>9,761</i>	<i>21,712</i>	<i>19,133</i>	<i>21,525</i>	<i>17,392</i>	<i>22,321</i>
" <i>Bombay</i> . . . . .	<i>3,505</i>	<i>4,464</i>	<i>4,661</i>	<i>4,442</i>	<i>4,530</i>	<i>8,676</i>	<i>10,711</i>	<i>11,635</i>	<i>13,929</i>	<i>14,321</i>
" <i>Sind</i> . . . . .	<i>439</i>	<i>267</i>	<i>6</i>	<i>..</i>	<i>..</i>	<i>969</i>	<i>714</i>	<i>41</i>	<i>..</i>	<i>..</i>
" <i>Madras</i> . . . . .	<i>169</i>	<i>262</i>	<i>..</i>	<i>3</i>	<i>125</i>	<i>596</i>	<i>395</i>	<i>..</i>	<i>20</i>	<i>273</i>
" <i>Burma</i> . . . . .	<i>..</i>	<i>1</i>	<i>1</i>	<i>3</i>	<i>..</i>	<i>..</i>	<i>27</i>	<i>26</i>	<i>24</i>	<i>..</i>
<b>TOTAL</b>	<b>15,042</b>	<b>16,762</b>	<b>13,340</b>	<b>11,660</b>	<b>14,416</b>	<b>31,853</b>	<b>31,480</b>	<b>33,277</b>	<b>31,865</b>	<b>36,925</b>
<b>Cloves (II. G)—</b>	<b>Gals.</b>	<b>Gals.</b>	<b>Gals.</b>	<b>Gals.</b>	<b>Gals.</b>					
Straits Settlements (including Labuan) . . . . .	46	..	..	..	..	1,275	..	..	..	..
Other British Possessions . . . . .	11	23	13	12	15	482	1,255	597	561	669
<b>TOTAL BRITISH EMPIRE</b>	<b>57</b>	<b>23</b>	<b>13</b>	<b>12</b>	<b>15</b>	<b>1,757</b>	<b>1,255</b>	<b>597</b>	<b>561</b>	<b>669</b>
<b>TOTAL FOREIGN COUNTRIES</b>	<b>19</b>	<b>3</b>	<b>36</b>	<b>36</b>	<b>..</b>	<b>896</b>	<b>147</b>	<b>1,633</b>	<b>1,453</b>	<b>..</b>
<i>Share of Bengal</i> . . . . .	<i>11</i>	<i>..</i>	<i>23</i>	<i>12</i>	<i>..</i>	<i>562</i>	<i>..</i>	<i>1,000</i>	<i>517</i>	<i>..</i>
" <i>Bombay</i> . . . . .	<i>11</i>	<i>1</i>	<i>6</i>	<i>13</i>	<i>..</i>	<i>432</i>	<i>5</i>	<i>332</i>	<i>498</i>	<i>..</i>
" <i>Sind</i> . . . . .	<i>..</i>	<i>1</i>	<i>7</i>	<i>5</i>	<i>..</i>	<i>..</i>	<i>43</i>	<i>150</i>	<i>147</i>	<i>..</i>
" <i>Madras</i> . . . . .	<i>..</i>	<i>16</i>	<i>1</i>	<i>13</i>	<i>14</i>	<i>18</i>	<i>397</i>	<i>117</i>	<i>602</i>	<i>(21</i>
" <i>Burma</i> . . . . .	<i>54</i>	<i>13</i>	<i>12</i>	<i>5</i>	<i>1</i>	<i>1,591</i>	<i>457</i>	<i>631</i>	<i>250</i>	<i>43</i>
<b>TOTAL</b>	<b>76</b>	<b>31</b>	<b>49</b>	<b>48</b>	<b>15</b>	<b>2,653</b>	<b>1,402</b>	<b>2,280</b>	<b>2,014</b>	<b>669</b>
<b>Drill (II. G)—</b>	<b>Gals.</b>	<b>Gals.</b>	<b>Gals.</b>	<b>Gals.</b>	<b>Gals.</b>					
United Kingdom . . . . .	..	..	..	..	..	..	..	..	21	..
<b>TOTAL FOREIGN COUNTRIES</b>	<b>..</b>	<b>..</b>	<b>..</b>	<b>2</b>	<b>..</b>	<b>..</b>	<b>..</b>	<b>..</b>	<b>164</b>	<b>..</b>
<i>Share of Bombay</i> . . . . .	<i>..</i>	<i>..</i>	<i>..</i>	<i>2</i>	<i>..</i>	<i>..</i>	<i>..</i>	<i>..</i>	<i>135</i>	<i>..</i>
" <i>Madras</i> . . . . .	<i>..</i>	<i>..</i>	<i>..</i>	<i>..</i>	<i>..</i>	<i>..</i>	<i>..</i>	<i>..</i>	<i>19</i>	<i>..</i>
" <i>Burma</i> . . . . .	<i>..</i>	<i>..</i>	<i>..</i>	<i>..</i>	<i>..</i>	<i>..</i>	<i>..</i>	<i>..</i>	<i>21</i>	<i>..</i>
<b>TOTAL</b>	<b>..</b>	<b>..</b>	<b>..</b>	<b>2</b>	<b>..</b>	<b>..</b>	<b>..</b>	<b>..</b>	<b>175</b>	<b>..</b>

## No. 13—continued

ARTICLES, AND COUNTRIES OF CONSIGNMENT; ALSO SHARE OF EACH PROVINCE	QUANTITY					VALUE				
	1927-28	1928-29	1929-30	1930-31	1931-32	1927-28	1928-29	1929-30	1930-31	1931-32
	Gals.	Gals.	Gals.	Gals.	Gals.	R	R	R	R	R
<i>Oils—continued</i>										
<i>Essential—continued</i>										
<i>Natural—continued</i>										
<i>Eucalyptus (II. G)—</i>										
United Kingdom . . . . .	737	531	680	223	542	23,132	15,308	17,843	5,203	13,832
South Australia (including Northern Territory) . . . . .	83	28	18	34	18	2,972	876	606	1,013	567
Victoria . . . . .	276	488	279	691	396	2,840	4,992	3,419	6,304	3,208
New South Wales . . . . .	105	62	190	190	62	1,256	609	1,980	1,955	694
<i>Australian Commonwealth Total</i> . . . . .	464	578	487	915	476	7,088	6,477	6,005	9,979	4,499
Other British Possessions . . . . .	..	18	15	3	27	4	557	506	74	931
<b>TOTAL BRITISH EMPIRE</b> . . . . .	1,201	1,127	1,188	1,141	1,045	30,204	22,342	24,354	14,549	19,868
France . . . . .	117	107	80	18	12	1,091	1,328	341	272	63
Other Foreign Countries . . . . .	88	15	12	24	70	943	212	226	733	935
<b>TOTAL FOREIGN COUNTRIES</b> . . . . .	205	122	42	42	91	2,034	1,540	567	1,005	796
<i>Share of Bengal</i> . . . . .	420	118	389	551	416	4,992	1,982	5,863	5,243	4,624
„ <i>Bombay</i> . . . . .	762	497	488	168	426	24,524	15,047	14,564	4,991	12,349
„ <i>Sind</i> . . . . .	3	33	4	2	77	54	403	79	142	924
„ <i>Madras</i> . . . . .	14	89	..	87	35	343	891	5	937	393
„ <i>Burma</i> . . . . .	207	512	349	375	182	2,325	5,559	4,410	4,241	1,770
<b>TOTAL</b> . . . . .	1,406	1,249	1,230	1,133	1,136	32,238	23,882	24,921	15,554	20,060
<i>Lavender (II. G)—</i>										
United Kingdom . . . . .	29	2	13	1	6	2,044	87	718	141	254
Netherlands . . . . .	2	3	14	12	7	64	311	1,126	862	890
France . . . . .	47	..	23	15	..	6,884	..	2,075	1,408	..
Japan . . . . .	3	..	..	..	..	1,089	..	..	..	..
Other Foreign Countries . . . . .	5	..	8	2	..	252	..	695	173	..
<b>TOTAL FOREIGN COUNTRIES</b> . . . . .	57	3	45	29	7	7,789	311	3,896	2,438	899
<i>Share of Bengal</i> . . . . .	32	..	20	6	1	4,251	..	1,634	525	33
„ <i>Bombay</i> . . . . .	50	2	4	5	6	4,401	79	334	324	330
„ <i>Sind</i> . . . . .	..	..	2	2	1	..	..	53	110	84
„ <i>Madras</i> . . . . .	..	3	1	3	..	..	311	76	292	..
„ <i>Burma</i> . . . . .	4	..	31	14	5	1,131	8	2,467	1,328	196
<b>TOTAL</b> . . . . .	86	5	58	30	13	9,833	398	4,614	2,579	643
<i>Lemon (II. G)—</i>										
United Kingdom . . . . .	1,280	997	1,309	1,143	944	59,086	46,206	81,075	45,662	28,000
Other British Possessions . . . . .	..	4	..	..	..	..	278	..	..	..
<b>TOTAL BRITISH EMPIRE</b> . . . . .	1,280	1,001	1,309	1,143	944	59,086	46,470	81,075	45,662	28,000
Germany . . . . .	18	41	24	61	9	782	978	513	2,013	247
Netherlands . . . . .	13	53	26	142	65	770	2,192	1,662	4,584	1,570
France . . . . .	1	16	3	2	681	39	718	100	113	3,441
Italy . . . . .	2	24	..	200	130	109	1,317	..	6,597	2,518
United States of America— Via Atlantic Coast . . . . .	..	17	169	1	1	..	258	7,480	309	165
Other Foreign Countries . . . . .	11	..	..	6	24	700	..	..	67	440
<b>TOTAL FOREIGN COUNTRIES</b> . . . . .	45	151	222	412	910	2,400	5,458	9,735	13,683	3,390
<i>Share of Bengal</i> . . . . .	83	21	34	64	61	3,444	3,280	1,219	2,466	1,069
„ <i>Bombay</i> . . . . .	481	316	495	323	363	24,263	14,117	30,777	11,306	11,320
„ <i>Sind</i> . . . . .	514	491	743	861	570	19,128	21,059	39,290	30,986	14,759
„ <i>Madras</i> . . . . .	167	164	208	193	790	9,167	4,777	15,769	7,463	6,942
„ <i>Burma</i> . . . . .	80	100	46	114	79	5,434	3,704	3,765	6,024	2,654
<b>TOTAL</b> . . . . .	1,325	1,152	1,531	1,555	1,554	61,486	51,937	90,810	59,345	37,350
<i>Otto Rose (II. G)—</i>										
United Kingdom . . . . .	2	49	..	1	..	695	3,005	209	747	290
Other British Possessions . . . . .	..	6	..	..	..	..	167	125	..	..
<b>TOTAL BRITISH EMPIRE</b> . . . . .	2	55	..	1	..	695	3,172	334	747	296
<b>TOTAL FOREIGN COUNTRIES</b> . . . . .	3	4	..	..	13	541	256	107	..	989
<i>Share of Bengal</i> . . . . .	..	6	..	..	12	37	167	..	..	213
„ <i>Bombay</i> . . . . .	5	53	..	..	..	1,059	3,030	70	..	..
„ <i>Madras</i> . . . . .	..	..	..	1	..	..	..	9	384	..
„ <i>Burma</i> . . . . .	..	..	..	..	1	140	131	362	363	372
<b>TOTAL</b> . . . . .	5	59	..	1	13	1,236	3,428	441	747	585

GENERAL IMPORTS

No. 13—continued

ARTICLES, AND COUNTRIES OF CONSIGNMENT; ALSO SHARE OF EACH PROVINCE	QUANTITY					VALUE				
	1927-28	1928-29	1929-30	1930-31	1931-32	1927-28	1928-29	1929-30	1930-31	1931-32
						R	R	R	R	R
<i>Oils—continued</i>										
<i>Essential—continued</i>										
<i>Natural—concluded</i>										
Peppermint (II. G)—	Gals.	Gals.	Gals.	Gals.	Gals.					
United Kingdom . . . . .	57	303	185	116	15	2,900	19,132	12,820	5,265	1,041
Straits Settlements (including Labuan) . . . . .	259	243	370	..	58	16,231	16,458	19,285	..	2,621
Hongkong . . . . .	74	37	..	111	37	8,917	1,167	..	5,333	891
<b>TOTAL BRITISH EMPIRE</b>	<b>390</b>	<b>583</b>	<b>555</b>	<b>227</b>	<b>110</b>	<b>23,098</b>	<b>36,757</b>	<b>32,105</b>	<b>10,598</b>	<b>4,501</b>
Germany . . . . .	200	172	121	111	158	9,104	7,467	7,547	4,371	8,111
Netherlands . . . . .	5	21	21	36	2	217	1,191	1,290	1,923	68
France . . . . .	14	5	61	4	116	662	169	1,102	88	5,447
China (exclusive of Hongkong and Macao) . . . . .	..	52	7	29	..	..	2,737	385	801	..
Japan . . . . .	985	1,110	1,762	903	1,119	63,117	68,377	93,110	40,725	44,605
United States of America—Vid Atlantic Coast . . . . .	10	59	14	29	2	946	4,950	1,071	2,481	175
<b>TOTAL FOREIGN COUNTRIES</b>	<b>1,214</b>	<b>1,419</b>	<b>1,986</b>	<b>1,172</b>	<b>1,397</b>	<b>74,046</b>	<b>84,891</b>	<b>1,09,455</b>	<b>50,384</b>	<b>58,405</b>
<i>Share of Bengal . . . . .</i>	<i>362</i>	<i>445</i>	<i>476</i>	<i>422</i>	<i>204</i>	<i>16,767</i>	<i>23,790</i>	<i>24,466</i>	<i>19,636</i>	<i>10,171</i>
" <i>Bombay . . . . .</i>	<i>711</i>	<i>970</i>	<i>1,363</i>	<i>774</i>	<i>1,050</i>	<i>45,523</i>	<i>61,636</i>	<i>77,397</i>	<i>33,066</i>	<i>42,748</i>
" <i>Sind . . . . .</i>	<i>81</i>	<i>27</i>	<i>95</i>	<i>37</i>	<i>93</i>	<i>3,440</i>	<i>787</i>	<i>4,534</i>	<i>3,682</i>	<i>3,029</i>
" <i>Madras . . . . .</i>	<i>199</i>	<i>286</i>	<i>210</i>	<i>83</i>	<i>70</i>	<i>11,729</i>	<i>15,785</i>	<i>11,323</i>	<i>3,094</i>	<i>2,885</i>
" <i>Burma . . . . .</i>	<i>251</i>	<i>274</i>	<i>397</i>	<i>33</i>	<i>90</i>	<i>19,686</i>	<i>19,650</i>	<i>23,785</i>	<i>1,504</i>	<i>4,077</i>
<b>TOTAL</b>	<b>1,604</b>	<b>2,002</b>	<b>2,541</b>	<b>1,399</b>	<b>1,507</b>	<b>97,144</b>	<b>1,21,648</b>	<b>1,41,560</b>	<b>60,932</b>	<b>62,910</b>
<i>Other sorts (II. G)—</i>	<i>Gals.</i>	<i>Gals.</i>	<i>Gals.</i>	<i>Gals.</i>	<i>Gals.</i>					
United Kingdom . . . . .	4,171	4,417	5,932	3,369	3,534	1,69,318	1,63,264	2,23,372	1,19,796	1,25,386
Ceylon . . . . .	3,325	4,065	3,484	6,250	5,974	43,074	55,058	49,057	94,790	79,508
Straits Settlements (including Labuan) . . . . .	725	604	636	2	10	9,627	9,296	12,707	218	199
Hongkong . . . . .	1,491	1,834	773	2,682	1,026	22,225	23,630	13,084	38,059	10,581
Western Australia . . . . .	..	..	24	85	6	..	..	1,975	3,717	675
South Australia (including Northern Territory) . . . . .	..	3	31	27	..	..	41	982	793	..
Victoria . . . . .	..	..	15	..	..	..	..	1,576	..	..
New South Wales . . . . .	..	..	..	..	..	..	..	..	..	1
<i>Australian Commonwealth (Total) . . . . .</i>	<i>..</i>	<i>3</i>	<i>70</i>	<i>62</i>	<i>6</i>	<i>..</i>	<i>41</i>	<i>4,532</i>	<i>4,510</i>	<i>676</i>
Other British Possessions . . . . .	..	..	..	11	..	..	..	5	597	..
<b>TOTAL BRITISH EMPIRE</b>	<b>9,712</b>	<b>10,923</b>	<b>10,945</b>	<b>12,382</b>	<b>10,550</b>	<b>2,44,244</b>	<b>2,51,389</b>	<b>3,07,757</b>	<b>2,53,370</b>	<b>2,16,850</b>
Denmark . . . . .	..	..	82	..	..	..	..	2,777	..	..
Germany . . . . .	2,405	2,917	3,631	3,943	3,145	1,72,124	1,80,631	3,66,030	1,72,682	1,19,102
Netherlands . . . . .	1,491	2,742	3,326	3,959	3,310	67,046	1,01,559	1,23,135	1,71,768	1,34,852
Belgium . . . . .	29	1	..	175	..	1,647	29	..	5,165	..
France . . . . .	2,019	1,716	2,866	2,226	2,950	1,00,545	85,669	1,29,478	91,584	96,088
Switzerland . . . . .	109	268	221	219	120	5,853	18,148	26,914	18,012	18,119
Italy . . . . .	469	842	475	547	557	43,551	33,135	43,727	26,744	19,632
Java . . . . .	..	..	42	178	281	..	..	1,843	3,608	5,336
China (exclusive of Hongkong and Macao) . . . . .	179	437	676	746	994	4,372	7,611	14,476	9,390	10,143
Japan . . . . .	398	253	188	204	343	6,323	6,306	4,972	2,514	19,484
United States of America—Vid Atlantic Coast . . . . .	146	421	20	113	153	5,053	3,799	1,339	2,212	5,810
" <i>Pacific . . . . .</i>	<i>..</i>	<i>1</i>	<i>..</i>	<i>..</i>	<i>..</i>	<i>..</i>	<i>12</i>	<i>..</i>	<i>..</i>	<i>..</i>
Other Foreign Countries . . . . .	..	74	..	9	37	..	1,041	..	607	395
<b>TOTAL FOREIGN COUNTRIES</b>	<b>7,245</b>	<b>9,167</b>	<b>11,527</b>	<b>12,319</b>	<b>12,395</b>	<b>4,06,519</b>	<b>4,37,940</b>	<b>7,14,746</b>	<b>5,04,786</b>	<b>4,24,009</b>
<i>Share of Bengal . . . . .</i>	<i>11,399</i>	<i>12,003</i>	<i>15,029</i>	<i>14,938</i>	<i>12,630</i>	<i>4,74,566</i>	<i>4,92,369</i>	<i>7,78,139</i>	<i>5,11,335</i>	<i>3,75,332</i>
" <i>Bombay . . . . .</i>	<i>3,265</i>	<i>3,738</i>	<i>4,390</i>	<i>5,319</i>	<i>5,473</i>	<i>1,06,104</i>	<i>1,01,864</i>	<i>1,28,864</i>	<i>1,26,744</i>	<i>1,40,791</i>
" <i>Sind . . . . .</i>	<i>532</i>	<i>390</i>	<i>306</i>	<i>1,474</i>	<i>1,368</i>	<i>12,740</i>	<i>14,720</i>	<i>16,540</i>	<i>27,092</i>	<i>33,458</i>
" <i>Madras . . . . .</i>	<i>1,105</i>	<i>1,660</i>	<i>1,508</i>	<i>1,943</i>	<i>2,419</i>	<i>33,034</i>	<i>57,367</i>	<i>74,513</i>	<i>79,559</i>	<i>76,316</i>
" <i>Burma . . . . .</i>	<i>756</i>	<i>1,699</i>	<i>641</i>	<i>537</i>	<i>555</i>	<i>19,270</i>	<i>23,169</i>	<i>24,457</i>	<i>13,375</i>	<i>13,963</i>
<b>TOTAL</b>	<b>16,957</b>	<b>20,090</b>	<b>22,472</b>	<b>24,701</b>	<b>22,945</b>	<b>6,50,763</b>	<b>6,89,279</b>	<b>10,22,503</b>	<b>7,63,866</b>	<b>6,40,859</b>



No. 13—continued

ARTICLES, AND COUNTRIES OF CONSIGNMENT; ALSO SHARE OF EACH PROVINCE	QUANTITY					VALUE				
	1927-28	1928-29	1929-30	1930-31	1931-32	1927-28	1928-29	1929-30	1930-31	1931-32
						R	R	R	R	R
<i>Oils—continued</i>										
<i>Essential—concluded</i>										
<i>Total Essential Oils—</i>										
United Kingdom . . . . .	6,401	6,459	8,452	4,991	5,144	2,61,526	2,57,614	3,57,922	1,82,111	1,73,891
Ceylon . . . . .	3,325	4,077	3,484	6,258	5,977	43,078	55,467	49,182	94,824	79,552
Straits Settlements (including Labuan) . . . . .	2,137	2,414	2,512	1,041	1,235	40,449	54,141	56,818	17,743	22,238
Hongkong . . . . .	1,555	1,873	814	2,797	1,068	26,142	24,897	13,288	44,378	11,413
Western Australia South Australia (including Northern Territory) . . . . .	..	..	24	35	6	..	..	1,975	3,717	675
Victoria . . . . .	83	31	49	61	18	2,972	917	1,588	1,806	507
Tasmania . . . . .	276	488	294	691	396	2,840	4,992	4,994	6,304	3,298
New South Wales . . . . .	..	3	..	..	..	..	223	..	..	..
New South Wales . . . . .	105	62	190	190	62	1,256	609	1,980	1,955	695
<i>Australian Commonwealth (Total)</i> . . . . .	464	584	557	977	482	7,068	6,741	10,537	13,782	5,175
Other British Possessions . . . . .	..	..	..	11	..	10	..	5	597	..
<b>TOTAL BRITISH EMPIRE</b>	<b>18,892</b>	<b>15,407</b>	<b>15,819</b>	<b>16,075</b>	<b>15,951</b>	<b>3,87,273</b>	<b>3,98,860</b>	<b>4,87,762</b>	<b>3,53,435</b>	<b>2,92,269</b>
Denmark . . . . .	..	..	82	..	..	..	..	2,777	..	..
Germany . . . . .	3,623	4,188	4,866	5,279	5,919	2,16,596	2,28,189	4,17,284	2,12,544	1,54,350
Netherlands . . . . .	2,448	3,277	4,995	9,568	7,384	99,008	1,25,459	1,63,146	2,20,900	1,77,684
Belgium . . . . .	32	7	5	175	70	2,083	214	78	5,165	3,300
France . . . . .	3,014	2,860	4,115	3,070	4,002	1,02,184	1,48,080	1,90,591	1,23,317	1,38,213
Switzerland] . . . . .	183	450	323	389	160	9,021	25,311	31,733	27,319	15,543
Italy . . . . .	475	366	475	747	692	43,787	34,452	43,727	33,347	22,387
Java . . . . .	26	200	99	231	418	465	3,313	2,918	5,499	7,019
Celebes and other Islands . . . . .	105	..	..	..	13	1,953	..	..	..	240
China (exclusive of Hong- kong and Macao) . . . . .	299	529	4,391	775	994	4,807	10,488	24,010	10,694	10,143
Japan . . . . .	16,320	17,317	10,606	9,025	11,429	1,03,340	1,05,282	1,26,117	69,295	92,634
United States of America—										
<i>Via Atlantic Coast</i> . . . . .	156	493	213	149	162	5,999	9,034	10,207	5,057	6,196
<i>" Pacific "</i> . . . . .	..	1	..	..	..	..	12	..	..	8
Other Foreign Countries . . . . .	71	9	3	27	37	1,189	291	184	1,257	395
<b>TOTAL FOREIGN COUNTRIES</b>	<b>26,752</b>	<b>30,202</b>	<b>30,173</b>	<b>29,485</b>	<b>31,880</b>	<b>6,51,332</b>	<b>6,90,125</b>	<b>10,12,722</b>	<b>7,14,394</b>	<b>6,28,119</b>
<i>Share of Bengal</i> . . . . .	23,344	24,693	24,960	24,178	23,361	5,32,108	5,46,713	3,39,066	6,62,439	4,13,864
<i>" Bombay</i> . . . . .	11,722	12,599	14,702	14,139	14,409	3,33,282	3,39,326	4,12,141	2,91,294	3,22,185
<i>" Sind</i> . . . . .	1,636	2,164	2,006	2,902	3,067	37,258	39,316	65,789	67,307	55,991
<i>" Madras</i> . . . . .	1,071	2,561	2,027	2,604	3,853	60,372	33,707	1,03,961	1,01,125	95,419
<i>" Burma</i> . . . . .	2,221	3,587	2,297	1,737	1,141	75,085	79,363	79,517	45,614	27,922
<b>TOTAL</b>	<b>[40,644]</b>	<b>45,609</b>	<b>45,992</b>	<b>[45,560]</b>	<b>[45,831]</b>	<b>[10,38,605]</b>	<b>10,88,985</b>	<b>15,00,474</b>	<b>10,67,929</b>	<b>[9,20,881]</b>
<i>Mineral—</i>										
<i>Fuel oils (H. G)—</i>										
United Kingdom . . . . .	16,943	169	..	132,234	1,91,395	3,621	222	..	24,573	34,770
Ceylon . . . . .	28,000	498	3,150	..	..	8,853	154	1,954	..	..
Straits Settlements (including Labuan) . . . . .	2,806,323	6,675,401	11,389,595	5,102,298	2,208,692	10,81,045	18,37,400	23,14,247	10,19,886	4,50,277
British Borneo . . . . .	9,216,123	7,965,456	9,807,644	15,614,721	12,340,994	28,08,701	19,25,358	20,55,539	30,47,333	24,66,195
<b>TOTAL BRITISH EMPIRE</b>	<b>12,157,394</b>	<b>14,561,524</b>	<b>21,200,389</b>	<b>20,249,253</b>	<b>14,740,981</b>	<b>39,02,220</b>	<b>37,63,134</b>	<b>43,71,740</b>	<b>40,91,792</b>	<b>29,51,242</b>
Germany . . . . .	..	..	..	..	8,513	..	..	..	..	8,251
Spain . . . . .	..	..	..	..	20,000	..	..	..	..	3,600
Roumania . . . . .	..	..	..	..	988,860	..	..	..	..	1,75,347
Iraq . . . . .	..	4,546	400	3,841	..	..	666	55	1,727	..
Perala . . . . .	86,179,586	81,615,966	80,444,604	75,681,166	69,238,368	1,72,53,047	1,53,89,366	1,49,51,207	1,42,01,992	1,37,59,986
Sumatra . . . . .	1,496,250	..	..	346,330	1,524,023	5,14,990	..	..	2,01,384	2,38,477
Borneo (Dutch) . . . . .	5,775,874	7,513,316	8,454,691	9,189,313	11,921,674	13,88,059	14,60,219	16,33,294	22,40,659	25,54,362
Japan . . . . .	..	..	102,044	..	..	..	..	18,450	..	..
Egypt . . . . .	..	..	..	152,933	67,301	..	..	..	51,519	22,743
United States of America—										
<i>Via Atlantic Coast</i> . . . . .	1,113,549	..	1,060	485,061	1,007,427	2,27,212	..	308	1,78,541	2,34,733
<i>" Pacific "</i> . . . . .	..	..	..	233,054	1,331,777	..	..	..	66,869	3,36,154
Other Foreign Countries . . . . .	240	..	..	4,857	..	51	..	..	933	..
<b>TOTAL FOREIGN COUNTRIES</b>	<b>94,570,499</b>	<b>89,133,823</b>	<b>89,002,799</b>	<b>86,100,255</b>	<b>83,087,943</b>	<b>1,93,33,359</b>	<b>1,68,50,751</b>	<b>4,66,03,312</b>	<b>1,69,42,579</b>	<b>1,74,28,663</b>

GENERAL IMPORTS

( 372 )

No. 13—continued

ARTICLES, AND COUNTRIES OF CONSIGNMENT; ALSO SHARE OF EACH PROVINCE	QUANTITY					VALUE				
	1927-28	1928-29	1929-30	1930-31	1931-32	1927-28	1928-29	1929-30	1930-31	1931-32
<i>Oils—continued</i>						R	R	R	R	R
<i>Mineral—continued</i>										
<i>Fuel oils (II. G)—continued</i>	Gals.	Gals.	Gals.	Gals.	Gals.					
Share of Bengal . . . . .	6,669,653	8,292,874	9,698,457	9,538,143	10,436,295	13,91,058	17,09,677	19,13,495	22,01,501	23,68,154
„ Bombay . . . . .	49,099,766	40,632,537	49,999,974	49,278,458	50,456,716	1,05,45,012	85,07,181	99,68,033	99,64,023	1,02,93,910
„ Sind . . . . .	10,431,549	9,385,138	10,329,101	13,108,574	12,807,476	30,45,779	21,46,242	21,89,963	26,98,778	25,74,263
„ Madras . . . . .	16,646,398	19,367,060	16,524,388	16,357,174	18,421,117	48,91,593	47,54,255	37,11,678	37,46,471	40,18,878
„ Burma . . . . .	23,880,529	26,026,743	23,651,268	18,007,159	8,907,320	34,12,137	34,96,530	31,91,833	24,23,598	11,84,700
<b>TOTAL</b>	<b>106,727,898</b>	<b>108,695,852</b>	<b>110,208,188</b>	<b>106,349,508</b>	<b>100,828,024</b>	<b>2,32,85,579</b>	<b>2,06,13,885</b>	<b>2,09,75,052</b>	<b>2,10,34,371</b>	<b>2,09,79,905</b>
<i>Kerosene (in bulk) (II. G)—</i>	Gals.	Gals.	Gals.	Gals.	Gals.					
United Kingdom . . . . .	1,956,675	..	..	..	..	5,80,886	..	..	..	..
Straits Settlements (including Labuan) . . . . .	8,941,959	804,284	11,250,706	432,679	8,450	15,43,567	6,04,499	58,12,336	2,17,298	6,089
<b>TOTAL BRITISH EMPIRE</b>	<b>5,898,634</b>	<b>804,284</b>	<b>11,250,706</b>	<b>432,679</b>	<b>8,450</b>	<b>21,24,453</b>	<b>6,04,499</b>	<b>58,12,336</b>	<b>2,17,298</b>	<b>6,089</b>
Russia—										
Northern Russia . . . . .	1,517,468	..	..	..	..	9,48,418	..	..	..	..
Southern Russia . . . . .	2,329,308	15,807,604	8,477,498	11,172,984	..	13,10,236	82,57,091	41,56,527	56,04,220	..
Georgia . . . . .	15,654,571	27,495,456	20,736,624	22,049,287	24,020,825	80,54,026	1,50,39,846	1,06,99,260	1,21,85,021	1,12,85,874
Roumania . . . . .	..	..	..	..	882,755	..	..	..	..	5,51,722
Persia . . . . .	9,310,986	32,020,293	29,242,827	18,085,539	17,512,301	40,54,667	1,61,94,185	1,56,95,930	84,80,008	90,69,447
Azerbaijan . . . . .	..	..	7,631,176	13,792,204	17,440,144	..	..	44,07,649	64,65,095	71,84,542
Sumatra . . . . .	13,000	2,074,130	..	..	..	13,338	11,87,178	..	..	..
Borneo (Dutch) . . . . .	12,393,283	10,589,621	3,420,703	..	4,413,558	68,82,710	55,33,960	21,40,533	..	20,11,245
Celebes and other Islands . . . . .	18,000	2,257,783	2,155,536	11,938,746	..	15,200	11,52,412	11,00,221	60,93,786	..
United States of America—										
Via Atlantic Coast . . . . .	39,643,026	8,541,794	18,841,836	11,252,097	12,510,857	2,52,59,405	49,01,026	1,08,40,805	62,74,098	60,05,601
„ Pacific „ . . . . .	3,460,690	680,986	..	21,061	291,530	17,84,417	2,55,370	..	18,229	1,89,807
<b>TOTAL FOREIGN COUNTRIES</b>	<b>84,335,332</b>	<b>98,967,672</b>	<b>90,505,700</b>	<b>88,312,468</b>	<b>77,072,061</b>	<b>4,78,22,417</b>	<b>5,25,21,918</b>	<b>4,90,49,925</b>	<b>4,50,71,002</b>	<b>3,03,88,138</b>
Share of Bengal . . . . .	45,004,723	35,030,804	28,365,735	21,040,312	25,680,311	2,63,19,570	2,18,25,966	1,71,57,156	1,07,22,526	1,06,99,274
„ Bombay . . . . .	21,442,840	26,094,037	39,011,629	30,282,043	25,198,978	95,14,335	1,12,90,118	1,94,62,677	1,52,99,331	1,27,67,692
„ Sind . . . . .	10,633,070	21,344,512	19,057,239	21,494,610	17,362,161	68,14,076	96,92,749	88,09,578	99,58,063	77,93,941
„ Madras . . . . .	13,093,317	17,293,603	15,321,803	15,922,182	8,832,551	72,98,219	1,03,17,584	94,32,850	93,08,390	51,34,170
„ Burma . . . . .	16	..	..	..	..	20	..	..	..	..
<b>TOTAL</b>	<b>90,233,966</b>	<b>99,771,956</b>	<b>101,756,406</b>	<b>88,745,147</b>	<b>77,080,511</b>	<b>4,99,46,870</b>	<b>5,31,26,417</b>	<b>5,48,62,261</b>	<b>4,52,88,000</b>	<b>3,03,95,077</b>
<i>Kerosene (in tins) (II. G)—</i>	Gals.	Gals.	Gals.	Gals.	Gals.					
Straits Settlements (including Labuan) . . . . .	12,840	47,894	16,106	3,250	6,704	8,827	23,669	9,921	2,437	2,150
Other British Possessions . . . . .	229	60	30	147	9	208	80	13	100	4
<b>TOTAL BRITISH EMPIRE</b>	<b>13,069</b>	<b>47,954</b>	<b>16,226</b>	<b>3,397</b>	<b>6,713</b>	<b>9,035</b>	<b>23,699</b>	<b>9,934</b>	<b>2,543</b>	<b>2,154</b>
Persia . . . . .	128,834	41,066	150,104	128,335	1,039,535	1,13,680	23,400	1,01,142	84,701	4,70,629
Borneo (Dutch) . . . . .	..	11,940	..	..	3,309	..	5,970	..	..	1,654
United States of America—										
Via Atlantic Coast . . . . .	4,029,723	4,736,214	4,127,050	8,343,391	2,856,777	38,62,211	43,75,817	36,21,478	68,01,220	24,96,763
„ Pacific „ . . . . .	..	..	407,058	1,073,104	4,702,853	..	..	2,78,122	12,20,753	39,00,516
Other Foreign Countries . . . . .	3	75	425	16	222	2	39	500	17	150
<b>TOTAL FOREIGN COUNTRIES</b>	<b>4,159,500</b>	<b>4,839,895</b>	<b>4,684,607</b>	<b>10,144,786</b>	<b>8,602,606</b>	<b>39,75,893</b>	<b>44,10,316</b>	<b>40,01,242</b>	<b>81,06,691</b>	<b>69,44,712</b>
Share of Bengal . . . . .	606,752	733,672	1,396,010	4,293,829	4,833,949	6,53,642	8,88,522	13,07,379	34,55,936	44,31,963
„ Bombay . . . . .	592,089	205,305	824,111	2,047,627	962,379	5,30,756	1,85,578	6,58,685	14,40,808	6,80,176
„ Sind . . . . .	1,280,207	913,409	1,087,511	1,349,818	1,507,098	12,51,601	7,56,030	9,34,482	11,08,613	8,10,364
„ Madras . . . . .	661,972	1,723,434	583,278	1,644,852	463,377	5,95,953	14,99,264	4,44,970	14,36,755	4,12,136
„ Burma . . . . .	1,030,609	1,262,029	810,013	812,057	772,106	9,52,976	11,04,621	6,65,160	6,07,122	6,11,677
<b>TOTAL</b>	<b>4,171,020</b>	<b>4,887,849</b>	<b>4,700,923</b>	<b>10,148,188</b>	<b>8,609,409</b>	<b>39,84,928</b>	<b>44,34,015</b>	<b>40,11,176</b>	<b>81,09,234</b>	<b>69,46,860</b>

## No. 13—continued

ARTICLES, AND COUNTRIES OF CONSIGNMENT; ALSO SHARE OF EACH PROVINCE	QUANTITY					VALUE				
	1927-28	1928-29	1929-30	1930-31	1931-32	1927-28	1928-29	1929-30	1930-31	1931-32
	Gals.	Gals.	Gals.	Gals.	Gals.	R	R	R	R	R
<i>Oils—continued</i>										
<i>Mineral—continued</i>										
<i>Total Kerosene—</i>										
United Kingdom . . . . .	1,956,000	60	20	145	9	5,81,090	30	10	104	4
Straits Settlements (including Labuan) . . . . .	3,954,799	852,178	11,266,902	435,029	15,154	15,52,394	6,28,168	58,22,257	2,19,785	9,080
Other British Possessions . . . . .	4	..	10	2	..	4	..	8	2	..
<b>TOTAL BRITISH EMPIRE</b>	<b>5,911,703</b>	<b>852,238</b>	<b>11,266,932</b>	<b>436,076</b>	<b>15,163</b>	<b>21,33,488</b>	<b>6,28,198</b>	<b>58,22,270</b>	<b>2,19,841</b>	<b>9,093</b>
<i>Russia—</i>										
Northern Russia . . . . .	1,517,468	..	..	..	..	9,48,418	..	..	..	..
Southern Russia . . . . .	2,829,308	15,307,604	8,477,498	11,172,984	..	18,10,236	82,57,991	41,56,527	56,04,220	..
Georgia . . . . .	15,654,571	27,495,456	20,786,624	22,049,237	24,020,825	80,54,026	1,50,39,846	1,06,99,260	1,21,35,621	1,12,86,874
Roumania . . . . .	..	..	..	..	882,750	..	..	..	..	5,51,722
Persia . . . . .	9,432,820	32,061,959	29,392,491	18,213,874	18,551,926	41,68,347	1,62,22,625	1,57,97,072	85,65,309	95,46,076
Azerbaijan . . . . .	..	..	7,681,176	13,792,204	17,440,144	..	..	44,07,649	64,65,095	71,84,548
Sumatra . . . . .	13,000	2,074,130	..	..	..	13,388	11,87,178	..	..	..
Borneo (Dutch) . . . . .	12,393,268	10,601,561	3,420,703	..	4,416,867	63,82,710	55,39,930	21,49,538	..	20,12,809
Celebes and other Islands . . . . .	13,000	2,257,788	2,155,586	11,938,746	..	15,200	11,52,412	11,00,221	60,93,786	..
<i>United States of America—</i>										
<i>Vid Atlantic Coast . . . . .</i>	43,672,749	13,328,008	22,008,886	19,595,428	15,367,634	2,91,21,616	92,76,843	1,44,62,288	1,30,75,313	85,02,204
" Pacific " . . . . .	3,460,690	680,986	407,058	1,694,765	4,094,383	17,84,417	2,55,370	2,78,122	12,38,982	41,59,323
Other Foreign Countries . . . . .	3	75	425	16	222	2	39	500	17	150
<b>TOTAL FOREIGN COUNTRIES</b>	<b>88,493,892</b>	<b>103,807,567</b>	<b>95,100,397</b>	<b>98,457,254</b>	<b>85,674,757</b>	<b>5,17,98,310</b>	<b>5,69,82,234</b>	<b>5,30,51,167</b>	<b>5,31,78,298</b>	<b>4,33,32,850</b>
<i>Share of Bengal . . . . .</i>	45,671,475	35,323,476	29,761,745	25,340,141	30,570,760	2,69,73,212	2,27,14,483	1,84,65,035	1,41,78,462	1,51,31,237
" Bombay . . . . .	22,034,929	26,299,342	30,835,740	32,339,670	26,181,357	1,00,45,141	1,14,76,698	2,01,21,362	1,67,40,139	1,34,47,588
" Sind . . . . .	11,913,277	22,257,921	20,144,750	22,844,428	13,869,259	80,66,277	1,04,48,779	97,44,060	1,10,67,266	86,04,805
" Madras . . . . .	13,755,239	19,917,037	15,905,081	17,567,034	9,296,438	78,94,172	1,18,16,843	98,77,820	1,07,45,145	55,46,356
" Burma . . . . .	1,030,625	1,262,029	810,013	812,057	772,106	9,52,996	11,94,621	6,65,160	6,67,122	6,11,677
<b>TOTAL</b>	<b>94,405,595</b>	<b>104,659,805</b>	<b>100,457,329</b>	<b>98,893,330</b>	<b>85,089,020</b>	<b>5,30,31,708</b>	<b>5,75,60,432</b>	<b>5,88,78,437</b>	<b>5,33,98,184</b>	<b>4,33,41,943</b>
<i>Lubricating oils—</i>										
<i>Batching oils (II. G)—</i>										
United Kingdom . . . . .	17,669	..	40,127	2,457	..	23,293	..	92,204	3,604	..
Germany . . . . .	..	..	2,215	5,526	..	..	..	1,567	4,057	..
Borneo (Dutch) . . . . .	10,273,094	9,225,126	10,468,964	4,611,938	3,479,344	51,36,548	44,36,113	58,88,589	25,04,188	19,57,130
<i>United States of America—</i>										
<i>Vid Atlantic Coast . . . . .</i>	4,999,894	7,999,896	5,173,284	6,695,136	9,999	25,00,517	35,50,261	25,96,434	33,36,960	11,409
" Pacific " . . . . .	..	259,132	300,919	2,549,599	3,416,606	..	1,20,566	1,80,721	12,86,176	17,39,034
Other Foreign Countries . . . . .	463	..	..	45	..	463	..	..	40	..
<b>TOTAL FOREIGN COUNTRIES</b>	<b>15,273,451</b>	<b>16,584,064</b>	<b>16,005,382</b>	<b>13,769,244</b>	<b>6,995,940</b>	<b>76,37,526</b>	<b>81,21,940</b>	<b>86,67,311</b>	<b>72,21,421</b>	<b>37,07,573</b>
<i>Share of Bengal . . . . .</i>	15,288,746	16,569,033	16,036,161	13,747,493	6,896,820	76,59,173	81,13,973	87,49,066	72,07,853	36,96,758
" Bombay . . . . .	2,374	15,031	13,348	24,298	9,120	1,550	7,967	9,340	17,167	10,815
<b>TOTAL</b>	<b>15,291,120</b>	<b>16,584,064</b>	<b>16,054,509</b>	<b>13,771,791</b>	<b>6,995,940</b>	<b>76,60,729</b>	<b>81,21,940</b>	<b>87,59,515</b>	<b>72,25,025</b>	<b>37,07,573</b>
<i>Other Lubricating oils (II. G)—</i>										
United Kingdom . . . . .	761,204	849,367	1,277,117	1,133,276	1,514,518	13,83,771	13,21,376	24,09,990	19,87,067	26,79,959
Ceylon . . . . .	1,137	37,486	18,416	2,476	7,904	2,551	26,821	14,684	3,247	13,641
Straits Settlements (including Labuan) . . . . .	240,233	134,241	20,715	21,462	21,064	2,38,842	1,22,780	36,030	28,773	27,944
Federated Malay States . . . . .	4,525	..	132	420	107	11,944	..	150	553	420
British Borneo . . . . .	13	307,161	1,764	..	..	18	1,07,979	1,192	..	..
Other British Possessions . . . . .	..	450	..	..	770	..	900	..	..	770
<b>TOTAL BRITISH EMPIRE</b>	<b>1,013,112</b>	<b>1,619,705</b>	<b>1,318,144</b>	<b>1,157,934</b>	<b>1,544,423</b>	<b>16,37,126</b>	<b>16,39,850</b>	<b>24,62,055</b>	<b>20,19,640</b>	<b>27,13,634</b>

GENERAL IMPORTS

( 374 )

No. 13—continued

ARTICLES, AND COUNTRIES OF CONSIGNMENT; ALSO SHARE OF EACH PROVINCE	QUANTITY					VALUE				
	1927-28	1928-29	1929-30	1930-31	1931-32	1927-28	1928-29	1929-30	1930-31	1931-32
						₹	₹	₹	₹	₹
<i>Oils—continued</i>										
<i>Mineral—continued</i>										
Other Lubricating Oils (II. G) <i>—continued</i>										
Latvia . . . . .	Gals. 4,590	Gals. ..	Gals. 2,477	Gals. ..	Gals. ..	4,386	..	2,336	..	..
Germany . . . . .	187,368	34,302	52,519	189,671	38,195	2,14,365	34,922	44,002	1,46,655	57,233
Netherlands . . . . .	65,248	54,469	54,031	135,729	83,046	59,554	53,091	53,144	1,17,277	75,704
Belgium . . . . .	134,533	217,578	42,090	1,403	16,517	2,07,707	3,59,164	31,539	1,370	14,942
France . . . . .	..	10	..	793	..	..	55	..	2,004	..
Italy . . . . .	97,719	..	..	..	..	64,902	..	..	..	..
Persia . . . . .	..	..	508	11,430	1,160	..	..	2,043	25,034	2,361
Sumatra . . . . .	871,040	310,432	309,769	..	..	4,76,157	1,35,836	1,35,532	..	..
Java . . . . .	14,267	5,082	1,694	2,224	353	13,311	3,000	1,027	3,302	402
Borneo (Dutch) . . . . .	415,459	156,244	30,330	315,500	243,536	3,32,121	1,22,100	31,092	1,35,039	1,49,075
Celebes and other Islands . . . . .	..	..	12	346,947	..	..	..	12	61,736	..
Japan . . . . .	16	127	192	35,580	694	74	246	584	76,126	1,683
United States of America— Via Atlantic Coast . . . . .	8,034,474	8,634,138	8,472,452	8,827,619	6,357,946	1,10,00,442	1,12,42,231	1,00,87,427	99,57,010	75,73,165
" Pacific " . . . . .	164,295	6,533	359,755	984,652	849,482	1,13,307	3,142	1,92,753	3,95,474	4,87,300
Other Foreign Countries . . . . .	..	61	160	141	714	2	73	745	231	1,691
<b>TOTAL FOREIGN COUNTRIES</b>	<b>9,089,015</b>	<b>9,419,026</b>	<b>9,332,009</b>	<b>10,751,694</b>	<b>7,596,643</b>	<b>1,24,95,368</b>	<b>1,19,53,910</b>	<b>1,05,82,241</b>	<b>1,09,73,267</b>	<b>83,64,211</b>
Share of Bengal . . . . .	4,221,926	3,913,636	4,214,309	4,939,514	3,675,049	43,64,050	43,60,071	42,36,554	41,60,635	36,26,166
" Bombay . . . . .	3,325,653	3,447,043	3,399,985	3,252,696	2,833,204	44,67,377	41,25,541	40,29,760	35,67,773	34,51,936
" Sind . . . . .	1,022,603	765,667	1,148,996	1,392,693	1,092,363	19,86,476	16,64,000	22,75,399	22,06,634	18,57,323
" Madras . . . . .	1,483,385	2,012,191	1,460,327	1,351,851	1,292,393	19,00,500	22,61,693	16,99,893	19,23,507	13,46,190
" Burma . . . . .	443,555	595,144	421,536	531,866	372,547	9,14,091	11,32,461	3,02,635	11,29,308	7,96,175
<b>TOTAL</b>	<b>11,002,127</b>	<b>10,738,731</b>	<b>10,045,153</b>	<b>11,909,323</b>	<b>9,141,066</b>	<b>1,41,32,494</b>	<b>1,35,03,766</b>	<b>1,30,44,296</b>	<b>1,29,02,007</b>	<b>1,10,77,845</b>
Petroleum, dangerous, flashing below 70° F., including petrol, benzine and benzol (II. G)—										
United Kingdom . . . . .	Gals. 2,764	Gals. 22	Gals. 84	Gals. 46	Gals. 157	8,311	170	643	193	225
Straits Settlements (including Labuan) . . . . .	535	600	1,023,151	1,384,105	..	1,504	1,092	10,31,034	8,37,234	..
<b>TOTAL BRITISH EMPIRE</b>	<b>3,349</b>	<b>622</b>	<b>1,023,235</b>	<b>1,384,151</b>	<b>157</b>	<b>10,315</b>	<b>1,262</b>	<b>10,31,677</b>	<b>8,37,422</b>	<b>225</b>
Persia . . . . .	134,400	106,000	310,912	272,000	390,000	1,36,250	1,51,637	2,78,294	2,46,500	3,47,624
Sumatra . . . . .	..	..	566,175	..	1,689,747	..	..	3,71,553	..	11,47,951
Celebes and other Islands . . . . .	..	..	4,033	..	..	..	..	6,336	..	..
Dutch New Guinea . . . . .	..	..	..	..	790,265	..	..	..	..	10,37,223
Siam . . . . .	104	1,447	40	752	..	203	2,724	30	933	..
United States of America—										
Via Atlantic Coast . . . . .	..	..	743,944	1,614,755	3,822	..	..	4,38,213	15,03,042	9,332
" Pacific " . . . . .	..	..	1,401,127	5,564,332	9,332,331	..	..	16,20,053	46,16,359	70,37,602
Other Foreign Countries . . . . .	46	25	93	321	204	203	133	355	903	190
<b>TOTAL FOREIGN COUNTRIES</b>	<b>134,650</b>	<b>167,472</b>	<b>3,020,334</b>	<b>7,452,210</b>	<b>12,741,419</b>	<b>1,36,661</b>	<b>1,54,549</b>	<b>27,64,334</b>	<b>63,72,737</b>	<b>1,04,30,222</b>
Share of Bengal . . . . .	50	..	1,433,915	3,223,730	5,174,676	653	..	9,41,151	20,93,502	39,17,673
" Bombay . . . . .	16	..	1,493,910	719,693	2,930,310	16	..	9,30,793	4,05,137	16,43,533
" Sind . . . . .	134,400	106,000	310,912	1,967,254	1,622,160	1,36,250	1,51,637	2,78,294	15,62,029	12,36,316
" Madras . . . . .	38	27	1,401,156	2,915,243	3,013,931	256	162	16,20,213	31,35,451	36,77,363
" Burma . . . . .	3,395	2,067	14,726	5,336	..	9,790	3,962	26,105	9,100	2
<b>TOTAL</b>	<b>137,899</b>	<b>168,094</b>	<b>4,654,619</b>	<b>8,336,361</b>	<b>12,741,576</b>	<b>1,96,976</b>	<b>1,55,311</b>	<b>33,46,561</b>	<b>72,60,269</b>	<b>1,04,30,447</b>

No. 13—continued

ARTICLES, AND COUNTRIES OF CONSIGNMENT; ALSO SHARE OF EACH PROVINCE	QUANTITY					VALUE				
	1927-28	1928-29	1929-30	1930-31	1931-32	1927-28	1928-29	1929-30	1930-31	1931-32
<i>Oil—continued</i>						₹	₹	₹	₹	₹
<i>Mineral—continued</i>										
Paints, solutions and compositions, dangerous, flashing below 70°F. (II. G)—	Gals.	Gals.	Gals.	Gals.	Gals.					
United Kingdom . . . . .	3,485	14,017	8,016	5,804	5,320	13,725	95,042	30,287	54,001	40,113
Canada—										
<i>Via Atlantic Coast</i> . . . . .	..	6	224	85	39	..	180	1,664	347	226
<b>TOTAL BRITISH EMPIRE</b>	<b>3,485</b>	<b>14,023</b>	<b>8,240</b>	<b>5,889</b>	<b>5,359</b>	<b>13,725</b>	<b>96,122</b>	<b>31,951</b>	<b>54,438</b>	<b>40,339</b>
Germany . . . . .	381	3,075	1,933	2,576	4,735	917	10,928	31,042	24,380	38,855
France . . . . .	157	..	..	1	368	1,922	..	..	79	5,382
Czechoslovakia . . . . .	..	..	..	..	134	..	..	..	..	1,476
United States of America—										
<i>Via Atlantic Coast</i> . . . . .	134	4,136	16,701	9,503	23,012	759	27,277	1,10,003	58,687	1,23,970
<i>" Pacific "</i> . . . . .	100	62	393	260	131	505	589	4,489	2,174	1,465
Other Foreign Countries . . . . .	2	..	..	7	93	23	..	..	69	669
<b>TOTAL FOREIGN COUNTRIES</b>	<b>774</b>	<b>8,173</b>	<b>19,082</b>	<b>12,356</b>	<b>23,473</b>	<b>4,126</b>	<b>47,794</b>	<b>1,45,534</b>	<b>85,389</b>	<b>1,71,317</b>
Share of Bengal . . . . .	..	33	614	..	..	..	252	2,233	..	..
<i>" Bombay</i> . . . . .	4,259	22,763	26,708	18,245	32,993	17,351	1,43,664	2,25,197	1,39,327	2,12,953
<i>" Sind</i> . . . . .	..	..	..	..	339	..	..	..	..	[5,304
<b>TOTAL</b>	<b>4,259</b>	<b>22,796</b>	<b>27,322</b>	<b>18,245</b>	<b>33,332</b>	<b>17,351</b>	<b>1,43,916</b>	<b>2,27,435</b>	<b>1,39,327</b>	<b>2,13,156</b>
White Oils (II. G) (a)—										
United Kingdom . . . . .	—	—	Gals. 45	Gals. 305	Gals. 776	—	—	115	713	753
Latvia . . . . .	—	—	58,118	..	..	—	—	65,520	..	..
Denmark . . . . .	—	—	..	..	1,778	—	—	..	..	3,159
Germany . . . . .	—	—	2,352,521	906,044	709,886	—	—	21,21,500	7,41,368	5,21,029
Netherlands . . . . .	—	—	253	2,860	..	—	—	846	1,894	..
Belgium . . . . .	—	—	208,094	165,737	133,800	—	—	2,05,633	1,38,049	94,159
United States of America—										
<i>Via Atlantic Coast</i> . . . . .	—	—	94,826	190,367	45	—	—	1,21,021	2,19,975	59
Other Foreign Countries . . . . .	—	—	..	1,102	..	—	—	..	959	..
<b>TOTAL FOREIGN COUNTRIES</b>	<b>—</b>	<b>—</b>	<b>2,713,317</b>	<b>1,267,060</b>	<b>845,500</b>	<b>—</b>	<b>—</b>	<b>25,14,520</b>	<b>11,03,145</b>	<b>6,19,306</b>
Share of Bengal . . . . .	—	—	1,771,702	733,719	533,052	—	—	17,88,105	6,47,952	4,09,473
<i>" Bombay</i> . . . . .	—	—	634,416	330,399	192,377	—	—	5,09,141	2,53,249	1,33,071
<i>" Sind</i> . . . . .	—	—	17,209	15,534	3,303	—	—	10,209	15,529	7,350
<i>" Madras</i> . . . . .	—	—	6,634	22	..	—	—	8,450	63	..
<i>" Burma</i> . . . . .	—	—	233,351	137,141	62,643	—	—	2,12,730	1,32,065	65,165
<b>TOTAL</b>	<b>—</b>	<b>—</b>	<b>2,713,302</b>	<b>1,267,365</b>	<b>846,285</b>	<b>—</b>	<b>—</b>	<b>25,14,635</b>	<b>11,03,358</b>	<b>6,20,064</b>

(a) Separately recorded from 1929-30.

GENERAL IMPORTS

( 376 )

No. 13—continued

ARTICLES, AND COUNTRIES OF CONSIGNMENT; ALSO SHARE OF EACH PROVINCE	QUANTITY					VALUE				
	1927-28	1928-29	1929-30	1930-31	1931-32	1927-28	1928-29	1929-30	1930-31	1931-32
<i>Oils—continued.</i>										
<i>Mfneral—continued.</i>										
Other kinds (II. G)—	Gals.	Gals.	Gals.	Gals.	Gals.					
United Kingdom . . . . .	305,861	320,369	377,694	277,450	98,552	5,55,006	5,81,020	6,30,169	4,87,128	1,08,914
Ceylon . . . . .	1,477	519	1,710	9,149	6,262	1,734	1,133	1,089	9,107	11,825
Straits Settlements (including Labuan) . . . . .	37,147	55,556	106,564	101,897	68,081	29,741	30,015	36,142	64,084	27,953
Natal . . . . .	4,770	..	1,151	..	..	9,340	..	2,652	..	..
Other British Possessions . . . . .	10	99	612	177	1,013	18	113	1,069	201	886
<b>TOTAL BRITISH EMPIRE</b>	<b>349,265</b>	<b>376,543</b>	<b>487,731</b>	<b>478,173</b>	<b>173,908</b>	<b>5,95,839</b>	<b>6,12,281</b>	<b>6,72,021</b>	<b>5,60,470</b>	<b>2,09,578</b>
Latvia . . . . .	8,410	111,047	..	..	..	9,795	1,25,022	..	..	..
Sweden . . . . .	..	892	9,075	842	22	..	2,023	10,039	1,140	43
Norway . . . . .	..	1,950	..	1	..	..	3,833	..	10	..
Germany . . . . .	2,461,411	3,387,573	89,984	44,076	10,994	28,04,728	38,87,457	1,20,838	74,597	18,594
Netherlands . . . . .	5,793	59,910	1,152	140	7,458	15,652	43,873	1,755	405	14,268
Belgium . . . . .	29,305	180,026	10,249	10,203	3,056	39,513	1,93,605	15,636	17,847	4,772
France . . . . .	93	1,305	686	908	2	291	3,313	2,132	3,492	14
Italy . . . . .	2,626	29,322	516	1,369	387	4,869	31,221	1,557	3,325	564
Turkey, European . . . . .	..	3,765	..	..	..	..	11,970	..	..	..
Iraq . . . . .	483	..	5	..	..	1,636	..	20	..	..
Other Native States in Arabia . . . . .	..	470	27	50	..	..	1,233	81	40	..
Persia . . . . .	..	..	297	1,003	..	..	..	525	1,773	..
Java . . . . .	..	70	1,281	3,562	803	..	130	1,514	3,207	768
Borneo (Dutch) . . . . .	964,607	505,387	610,091	243,902	6,048	3,59,428	1,73,380	2,63,573	1,10,549	10,230
Korea . . . . .	..	..	..	18,145	..	..	..	..	31,378	..
Japan . . . . .	..	495	130	805	729	..	1,501	230	1,307	820
United States of America—										
Via Atlantic Coast . . . . .	1,045,873	1,405,149	799,682	632,038	233,577	13,51,235	17,48,202	10,64,451	8,52,504	3,07,418
„ Pacific „ . . . . .	441	10	97	1,515	725	500	30	698	1,603	790
Other Foreign Countries . . . . .	824	45	733	1,365	733	1,720	1,126	1,384	1,436	1,039
<b>TOTAL FOREIGN COUNTRIES</b>	<b>4,519,066</b>	<b>5,659,116</b>	<b>1,524,061</b>	<b>965,433</b>	<b>269,534</b>	<b>45,39,367</b>	<b>62,27,919</b>	<b>14,91,033</b>	<b>11,04,693</b>	<b>3,59,379</b>
Share of Bengal . . . . .	2,655,839	3,427,416	1,145,160	652,371	153,463	26,66,068	33,98,915	10,41,363	6,89,987	2,47,743
„ Bombay . . . . .	1,234,971	1,331,333	440,367	299,025	33,320	12,36,435	14,73,914	5,83,475	4,43,321	1,03,112
„ Sind . . . . .	205,748	451,063	63,228	38,130	11,883	3,36,905	6,46,573	1,21,034	1,30,158	19,951
„ Madras . . . . .	93,970	206,968	207,697	132,539	36,310	1,10,238	2,09,811	2,35,706	1,90,742	93,954
„ Burma . . . . .	678,353	618,379	159,340	220,941	107,466	7,36,510	6,10,937	1,75,976	1,00,955	1,05,094
<b>TOTAL</b>	<b>4,868,931</b>	<b>6,035,659</b>	<b>2,011,792</b>	<b>1,448,606</b>	<b>443,442</b>	<b>51,85,206</b>	<b>68,40,200</b>	<b>21,63,054</b>	<b>16,65,163</b>	<b>5,68,957</b>

No. 13—continued

ARTICLES, AND COUNTRIES OF CONSIGNMENT; ALSO SHARE OF EACH PROVINCE	QUANTITY					VALUE				
	1927-28	1928-29	1929-30	1930-31	1931-32	1927-28	1928-29	1929-30	1930-31	1931-32
<i>Oils—continued</i>										
<i>Mineral—continued.</i>										
<i>Total Mineral Oils—</i>	<i>Gals.</i>	<i>Gals.</i>	<i>Gals.</i>	<i>Gals.</i>	<i>Gals.</i>	<i>Rs.</i>	<i>Rs.</i>	<i>Rs.</i>	<i>Rs.</i>	<i>Rs.</i>
United Kingdom . . . . .	3,064,826	1,175,604	1,712,103	1,551,717	1,810,727	25,60,227	10,98,700	32,13,418	25,57,478	20,21,743
Ceylon . . . . .	30,618	38,508	18,278	11,627	14,166	13,142	28,108	18,628	12,356	25,366
Straits Settlements (including Labuan) . . . . .	7,135,087	7,617,976	24,411,927	7,135,191	2,312,991	29,03,526	26,19,455	82,89,710	22,19,712	5,15,263
Federated Malay States . . . . .	4,525	..	132	420	167	11,944	..	159	553	420
British Borneo . . . . .	9,216,141	8,202,617	9,809,408	15,014,721	12,340,804	28,08,719	20,93,337	20,56,731	30,47,333	24,66,193
Natal . . . . .	4,770	..	1,159	..	..	9,340	..	2,654	..	..
Canada— Via Atlantic Coast . . . . .	..	6	224	85	89	..	180	1,664	347	228
Other British Possessions . . . . .	10	549	612	177	1,783	18	1,013	1,069	201	1,656
<b>TOTAL BRITISH EMPIRE</b>	<b>19,455,977</b>	<b>17,125,255</b>	<b>35,953,843</b>	<b>23,713,938</b>	<b>16,480,767</b>	<b>83,15,916</b>	<b>67,40,853</b>	<b>1,45,84,033</b>	<b>78,37,950</b>	<b>59,30,360</b>
<i>Russia—</i>										
Northern Russia . . . . .	1,517,732	..	..	..	..	9,48,948	..	..	..	..
Southern Russia . . . . .	2,329,308	15,307,604	8,477,498	11,172,984	..	13,10,236	82,57,991	41,56,527	56,04,220	..
Latvia . . . . .	13,000	111,047	60,595	..	..	14,131	1,25,022	67,856	..	..
Georgia . . . . .	15,654,571	27,495,456	20,736,624	22,049,237	21,020,325	80,54,026	1,50,39,846	1,06,99,260	1,21,35,621	1,12,55,374
Sweden . . . . .	..	892	9,075	842	22	..	2,023	16,639	1,140	43
Norway . . . . .	..	1,950	..	1	..	..	3,833	..	10	..
Denmark . . . . .	..	..	..	..	1,778	..	..	..	..	3,150
Germany . . . . .	2,649,160	3,405,375	2,499,254	1,149,114	772,323	30,20,010	39,42,445	23,19,136	9,91,960	6,39,862
Netherlands . . . . .	71,073	105,379	55,495	133,752	99,521	75,421	96,964	55,001	1,10,673	90,140
Belgium . . . . .	164,248	397,604	260,433	177,438	153,373	2,47,626	5,52,769	2,52,808	1,58,715	1,13,873
France . . . . .	303	1,315	686	2,787	370	2,363	3,368	2,132	7,341	5,396
Spain . . . . .	..	..	..	..	20,000	..	..	..	..	3,600
Italy . . . . .	100,345	29,822	516	1,391	38	69,771	31,221	1,557	3,888	564
Roumania . . . . .	..	..	..	..	1,851,114	..	..	..	..	7,27,069
Turkey, European . . . . .	..	3,765	..	..	..	..	11,970	..	..	..
Azerbaijan . . . . .	..	..	7,831,176	13,792,204	17,440,144	..	..	44,07,649	64,05,995	71,84,542
Native States in Arabia <i>other than Maskat Territory and Trucial Oman</i> . . . . .	..	526	29	50	..	..	1,293	82	40	..
Iraq . . . . .	483	4,550	567	8,643	298	1,636	671	821	1,730	121
Persia . . . . .	95,753,806	113,843,025	110,148,812	94,170,473	88,181,449	2,16,07,644	3,17,64,178	3,10,29,146	2,30,41,208	2,30,56,547
Sumatra . . . . .	2,380,296	2,384,612	875,964	348,380	3,193,775	10,04,435	13,23,014	5,07,085	2,01,334	14,36,423
Java . . . . .	14,283	5,182	3,039	5,798	1,283	13,327	3,145	2,604	6,581	1,237
Borneo (Dutch) . . . . .	29,822,317	28,001,634	22,990,779	14,365,658	20,072,469	1,35,98,861	1,17,31,742	99,06,081	51,30,435	66,83,755
Celobes and other Islands . . . . .	13,000	2,257,788	2,159,636	12,190,343	..	15,200	11,52,412	11,00,560	61,56,382	..
Dutch New Guinea . . . . .	..	..	..	..	790,265	..	..	..	..	10,37,223
Siam . . . . .	576	1,457	380	998	435	1,163	2,747	595	1,309	852
Korea . . . . .	..	..	..	18,145	..	..	..	..	31,378	..
Japan . . . . .	16	665	102,393	36,385	1,423	74	1,769	19,234	77,433	2,502
Egypt . . . . .	..	..	237	152,039	68,094	..	..	94	51,593	23,461
<i>United States of America—</i>										
Via Atlantic Coast . . . . .	58,871,473	30,471,237	38,269,775	37,959,907	23,013,453	4,42,10,781	2,58,50,864	2,39,20,832	2,91,87,032	1,60,02,655
" Pacific " . . . . .	3,625,526	946,723	2,530,414	11,025,236	20,475,485	18,98,729	3,88,897	22,77,142	76,06,637	1,46,61,758
Other Foreign Countries . . . . .	331	238	554	1,756	1,070	285	1,113	1,292	1,314	3,354
<b>TOTAL FOREIGN COUNTRIES</b>	<b>212,931,847</b>	<b>224,770,246</b>	<b>216,813,931</b>	<b>218,775,506</b>	<b>200,150,218</b>	<b>9,60,94,717</b>	<b>10,02,89,097</b>	<b>9,58,20,002</b>	<b>9,69,81,574</b>	<b>8,44,04,021</b>
<i>Share of Bengal . . . . .</i>	<i>74,507,739</i>	<i>63,031,518</i>	<i>64,062,063</i>	<i>58,171,661</i>	<i>57,499,114</i>	<i>4,35,54,219</i>	<i>4,07,97,376</i>	<i>3,71,13,157</i>	<i>3,11,84,947</i>	<i>2,93,37,214</i>
" Bombay . . . . .	76,201,963	71,749,549	95,899,448	86,252,893	82,775,297	2,62,62,438	2,57,33,963	3,64,32,660	3,15,36,636	2,93,07,392
" Sind . . . . .	23,797,582	33,025,789	32,019,196	39,376,622	34,122,793	1,36,71,687	1,59,57,281	1,46,24,959	1,77,30,394	1,43,04,320
" Madras . . . . .	31,984,073	40,593,283	35,505,333	33,373,713	32,020,694	1,47,96,759	1,90,42,769	1,71,53,770	1,97,96,379	1,46,83,241
" Burma . . . . .	26,036,457	28,504,362	25,231,734	19,314,550	19,222,087	60,25,530	63,98,561	59,74,489	45,72,148	27,02,513
<b>TOTAL</b>	<b>232,437,824</b>	<b>241,994,591</b>	<b>252,767,774</b>	<b>242,439,444</b>	<b>216,630,985</b>	<b>10,44,10,633</b>	<b>10,70,29,950</b>	<b>11,04,04,035</b>	<b>10,48,19,554</b>	<b>9,03,94,890</b>

GENERAL IMPORTS

No. 13—continued.

ARTICLES, AND COUNTRIES OF CONSIGNMENT; ALSO SHARE OF EACH PROVINCE	QUANTITY					VALUE				
	1927-28	1928-29	1929-30	1930-31	1931-32	1927-28	1928-29	1929-30	1930-31	1931-32
<i>Oils—continued</i>					Lbs.					₹
<i>Mineral Grease including petroleum Jelly—</i>										
United Kingdom . . . . .	—	—	—	—	909,445	—	—	—	—	2,15,939
Straits Settlements (including Labuan) . . . . .	—	—	—	—	9,357	—	—	—	—	1,653
Western Australia . . . . .	—	—	—	—	4,533	—	—	—	—	1,350
Australian Commonwealth (Total) . . . . .	—	—	—	—	4,533	—	—	—	—	1,350
Other British possessions . . . . .	—	—	—	—	411	—	—	—	—	74
<b>TOTAL BRITISH EMPIRE . . . . .</b>	—	—	—	—	<b>923,746</b>	—	—	—	—	<b>2,19,016</b>
Germany . . . . .	—	—	—	—	202,708	—	—	—	—	38,755
Netherlands . . . . .	—	—	—	—	9,342	—	—	—	—	1,209
Belgium . . . . .	—	—	—	—	53,316	—	—	—	—	15,218
Italy . . . . .	—	—	—	—	9,678	—	—	—	—	2,399
United States of America— Via Atlantic Coast . . . . .	—	—	—	—	1,973,903	—	—	—	—	3,96,056
„ Pacific „ . . . . .	—	—	—	—	5,095	—	—	—	—	1,240
Other Foreign Countries . . . . .	—	—	—	—	775	—	—	—	—	241
<b>TOTAL FOREIGN COUNTRIES . . . . .</b>	—	—	—	—	<b>2,254,817</b>	—	—	—	—	<b>4,55,118</b>
Share of Bengal . . . . .	—	—	—	—	919,734	—	—	—	—	2,08,944
„ Bombay . . . . .	—	—	—	—	979,548	—	—	—	—	2,17,427
„ Sind . . . . .	—	—	—	—	683,120	—	—	—	—	[1,33,074
„ Madras . . . . .	—	—	—	—	462,849	—	—	—	—	77,473
„ Burma . . . . .	—	—	—	—	133,312	—	—	—	—	37,218
<b>TOTAL . . . . .</b>	—	—	—	—	<b>3,178,568</b>	—	—	—	—	<b>6,74,134</b>
Turkey Red Oil (a)—				Gals.	Gals.					
United Kingdom . . . . .	—	—	—	..	2	—	—	—	..	10
Germany . . . . .	—	—	—	244	2,188	—	—	—	392	4,855
Share of Bombay . . . . .	—	—	—	..	2	—	—	—	..	10
„ Sind . . . . .	—	—	—	..	33	—	—	—	..	118
„ Madras . . . . .	—	—	—	244	2,155	—	—	—	392	4,737
<b>TOTAL . . . . .</b>	—	—	—	<b>244</b>	<b>2,190</b>	—	—	—	<b>392</b>	<b>4,865</b>

\* Separately recorded from 1931-32.  
(a) Separately recorded from 1930-31.



## No. 13—continued

ARTICLES, AND COUNTRIES OF CONSIGNMENT; ALSO HABE OF EACH PROVINCE	QUANTITY					VALUE				
	1927-28	1928-29	1929-30	1930-31	1931-32	1927-28	1928-29	1929-30	1930-31	1931-32
						R	R	R	R	R
<i>Vegetable, non-essential</i> continued										
Coconut (II. G)—	Gals.	Gals.	Gals.	Gals.	Gals.					
United Kingdom . . . . .	9,317	6,783	..	7,151	2,857	26,001	17,554	..	20,293	6,717
Ceylon . . . . .	1,438,804	2,385,490	1,544,662	1,201,667	3,297,758	35,43,044	54,91,010	31,84,421	18,27,634	42,28,134
Straits Settlements (including Labuan) . . . . .	745	1,036	6,723	585	9,581	2,154	2,515	15,172	1,229	15,176
Other British Possessions . . . . .	..	..	268	12	498	..	..	497	26	720
<b>TOTAL BRITISH EMPIRE</b>	<b>1,448,956</b>	<b>2,393,309</b>	<b>1,551,653</b>	<b>1,209,415</b>	<b>3,310,604</b>	<b>35,71,199</b>	<b>55,11,079</b>	<b>32,00,090</b>	<b>18,49,182</b>	<b>42,50,747</b>
Germany . . . . .	..	..	1,509	..	..	..	..	4,622	..	..
Netherlands . . . . .	747	..	10,787	..	771	2,002	..	32,109	..	1,798
France . . . . .	..	73	613	..	..	..	261	1,379	..	..
Java . . . . .	..	..	479	..	19,675	..	..	1,251	..	26,814
Other Foreign Countries . . . . .	21	10	118	15	..	311	25	258	82	5
<b>TOTAL FOREIGN COUNTRIES</b>	<b>768</b>	<b>83</b>	<b>13,456</b>	<b>15</b>	<b>20,446</b>	<b>2,313</b>	<b>280</b>	<b>39,619</b>	<b>82</b>	<b>30,117</b>
Share of Bengal . . . . .	1,156,063	2,063,419	1,506,945	1,173,166	3,947,288	29,45,099	47,73,206	31,07,092	17,83,079	38,54,413
"  Bombay . . . . .	169,862	229,379	5,547	12,577	24,344	3,28,268	5,08,594	13,388	21,502	35,115
"  Sind . . . . .	..	..	617	12	2,449	..	..	1,337	26	3,032
"  Madras . . . . .	2,000	23,630	409	1,317	36,028	4,290	46,815	1,193	2,151	43,174
"  Burma . . . . .	121,799	76,464	51,591	21,358	220,531	2,96,855	1,82,750	1,16,649	42,456	3,44,230
<b>TOTAL</b>	<b>1,449,724</b>	<b>2,393,392</b>	<b>1,565,109</b>	<b>1,209,430</b>	<b>3,381,140</b>	<b>35,73,512</b>	<b>55,11,365</b>	<b>32,39,709</b>	<b>18,49,214</b>	<b>42,80,864</b>
Groundnut (II. G)—	Gals.	Gals.	Gals.	Gals.	Gals.					
United Kingdom . . . . .	..	357	465	..	..	..	968	1,293	..	..
Straits Settlements (including Labuan) . . . . .	3,597	4,593	1,012	1,159	2,006	9,594	7,205	2,316	2,587	3,600
Hongkong . . . . .	1,018	818	456	400	712	3,100	2,489	1,374	975	1,286
<b>TOTAL BRITISH EMPIRE</b>	<b>4,615</b>	<b>5,768</b>	<b>1,933</b>	<b>1,559</b>	<b>2,718</b>	<b>12,694</b>	<b>10,662</b>	<b>4,983</b>	<b>3,562</b>	<b>4,946</b>
<b>TOTAL FOREIGN COUNTRIES</b>	<b>13</b>	<b>8</b>	<b>12</b>	<b>1</b>	<b>66</b>	<b>39</b>	<b>30</b>	<b>48</b>	<b>2</b>	<b>260</b>
Share of Bengal . . . . .	..	348	465	..	65	..	928	1,293	..	260
"  Bombay . . . . .	34	9	16	..	12	100	40	36	..	20
"  Burma . . . . .	4,594	5,419	1,464	1,560	2,706	12,635	9,724	3,702	3,564	4,926
<b>TOTAL</b>	<b>4,628</b>	<b>5,776</b>	<b>1,945</b>	<b>1,560</b>	<b>2,784</b>	<b>12,733</b>	<b>10,692</b>	<b>5,031</b>	<b>3,564</b>	<b>5,206</b>

GENERAL IMPORTS

( 380 )

No. 13—continued

ARTICLES, AND COUNTRIES OF CONSIGNMENT; ALSO SHARE OF EACH PROVINCE	QUANTITY					VALUE				
	1927-28	1928-29	1929-30	1930-31	1931-32	1927-28	1928-29	1929-30	1930-31	1931-32
						₹	₹	₹	₹	₹
<i>Oils—continued</i>										
<i>Vegetable, non-essential— continued</i>										
Linsced (II. G)—	Gals.	Gals.	Gals.	Gals.	Gals.					
United Kingdom . . . . .	251,200	230,934	203,923	150,152	172,117	9,02,713	7,01,108	7,44,700	5,32,770	4,81,167
Ceylon . . . . .	228	284	443	176	123	751	906	1,732	514	393
Hongkong . . . . .	2,199	..	7	..	..	6,505	..	22	..	..
Other British Possessions . . . . .	153	6	310	25	578	435	23	923	90	1,294
<b>TOTAL BRITISH EMPIRE . . . . .</b>	<b>253,780</b>	<b>231,224</b>	<b>204,683</b>	<b>150,353</b>	<b>172,823</b>	<b>9,10,404</b>	<b>7,02,007</b>	<b>7,47,301</b>	<b>5,33,374</b>	<b>4,82,851</b>
Germany . . . . .	..	..	..	..	961	..	..	9	..	3,025
Netherlands . . . . .	104	5,030	1,275	1,763	2,440	290	19,332	3,062	5,456	5,688
Other Foreign Countries . . . . .	225	147	83	341	411	655	459	278	1,163	1,297
<b>TOTAL FOREIGN COUNTRIES . . . . .</b>	<b>329</b>	<b>5,177</b>	<b>1,363</b>	<b>2,109</b>	<b>3,812</b>	<b>945</b>	<b>19,841</b>	<b>3,349</b>	<b>6,619</b>	<b>10,010</b>
Share of Bengal . . . . .	2,510	4,056	2,023	2,248	1,335	7,723	10,117	6,346	7,145	4,332
" Bombay . . . . .	136,134	166,533	155,359	107,541	122,434	6,39,464	5,94,736	5,94,244	3,90,332	3,50,055
" Sind . . . . .	37,659	33,307	25,933	27,092	28,477	1,23,613	96,421	75,271	77,730	62,648
" Madras . . . . .	15,529	21,969	14,311	14,515	13,026	52,434	79,200	43,352	43,005	43,799
" Burma . . . . .	12,277	10,531	3,420	7,066	5,313	33,110	31,464	26,327	21,231	17,430
<b>TOTAL . . . . .</b>	<b>254,109</b>	<b>236,401</b>	<b>206,045</b>	<b>153,462</b>	<b>176,635</b>	<b>9,11,349</b>	<b>8,11,938</b>	<b>7,50,740</b>	<b>5,39,993</b>	<b>4,92,864</b>
<i>Other sorts (II. G)—</i>	Gals.	Gals.	Gals.	Gals.	Gals.					
United Kingdom . . . . .	23,536	7,785	14,764	16,022	36,078	1,06,365	23,788	45,423	40,940	42,925
Palestine . . . . .	..	16	..	204	..	..	178	..	1,116	..
Ceylon . . . . .	539	160	247	266	334	3,003	1,343	1,075	604	1,710
Straits Settlements (including Labuan) . . . . .	6,174	7,960	6,420	5,216	5,277	11,747	15,850	9,776	8,697	6,017
Federated Malay States . . . . .	..	410	..	6	2,357	..	797	..	3	2,332
Hongkong . . . . .	3,033	6,667	7,845	7,999	5,190	25,933	19,410	25,671	20,790	9,493
Other British Possessions . . . . .	201	..	..	463	306	550	..	..	670	502
<b>TOTAL BRITISH EMPIRE . . . . .</b>	<b>43,533</b>	<b>22,993</b>	<b>20,276</b>	<b>30,366</b>	<b>50,592</b>	<b>1,47,653</b>	<b>66,371</b>	<b>81,950</b>	<b>72,320</b>	<b>64,138</b>
Germany . . . . .	63,231	3,649	205	2,320	264	1,40,063	19,776	7,145	25,407	2,922
Netherlands . . . . .	254	10,391	31	11	332	1,375	37,341	363	444	1,493
Belgium . . . . .	4,024	41,753	39,313	37,361	53,243	19,115	79,894	1,70,657	63,231	61,504
France . . . . .	4,427	5,104	5,393	4,721	3,064	25,162	31,337	27,312	18,475	17,347
Spain . . . . .	47	336	112	..	10	230	1,799	554	..	62
Italy . . . . .	1,335	536	317	2,434	3,122	12,940	3,192	2,713	11,542	12,600
Austria . . . . .	..	..	..	6,244	..	..	..	..	10,400	..
Java . . . . .	2,090	243	..	97	5,225	3,539	500	..	253	5,952
China (exclusive of Hongkong and Macao) . . . . .	2,612	5,617	11,336	9,460	126	13,126	20,373	41,530	21,914	210
Japan . . . . .	..	15	9,712	1,039	1	..	45	15,341	2,230	5
United States of America—										
Via Atlantic Coast . . . . .	2,002	5,307	4,594	7,433	6,333	3,301	14,337	15,001	23,906	18,451
" Pacific " . . . . .	3	517	9	30	1	17	1,962	96	103	11
Other Foreign Countries . . . . .	32	631	536	266	274	65	1,359	1,267	309	996
<b>TOTAL FOREIGN COUNTRIES . . . . .</b>	<b>86,007</b>	<b>74,619</b>	<b>122,403</b>	<b>72,550</b>	<b>73,195</b>	<b>2,24,633</b>	<b>2,12,915</b>	<b>2,33,943</b>	<b>1,92,364</b>	<b>1,21,923</b>

No. 13--continued

ARTICLES, AND COUNTRIES OF CONSIGNMENT; ALSO SHARE OF EACH PROVINCE	QUANTITY					VALUE				
	1927-28	1928-29	1929-30	1930-31	1931-32	1927-28	1928-29	1929-30	1930-31	1931-32
						R	R	R	R	R
<i>Oils—continued</i>										
<i>Vegetable, non-essential— concluded</i>										
<i>Other sorts (II. G)—continued</i>	Gals.	Gals.	Gals.	Gals.	Gals.					
<i>Share of Bengal</i>	94,931	61,640	122,731	75,080	72,766	2,52,033	1,63,584	2,85,115	1,99,218	1,11,185
<i>" Bombay</i>	3,446	2,249	5,866	7,301	7,061	13,002	7,792	15,734	20,077	16,993
<i>" Sind</i>	7,061	473	843	2,189	1,478	31,532	3,167	3,971	5,135	4,802
<i>" Madras</i>	12,088	19,796	7,260	6,917	30,462	39,700	57,642	15,252	12,521	28,035
<i>" Burma</i>	12,064	3,439	14,984	11,435	12,017	35,919	47,101	45,826	31,733	24,701
<b>TOTAL</b>	129,590	97,647	151,684	103,422	123,787	3,72,186	2,79,286	3,65,898	2,65,684	1,85,706
<i>Total Vegetable, non-essential—</i>	Gals.	Gals.	Gals.	Gals.	Gals.					
United Kingdom	289,053	245,859	219,151	179,925	211,052	10,35,079	8,38,478	7,91,430	5,94,003	5,30,809
Palestine	..	16	..	294	..	..	178	..	1,116	..
Ceylon	1,439,711	2,385,934	1,545,362	1,202,109	3,298,770	35,46,803	54,03,264	31,87,228	18,28,752	42,30,246
Straits Settlements (including Labuan)	10,065	13,595	14,413	6,985	17,205	23,922	25,593	28,026	12,603	26,037
Federated Malay States	..	410	..	6	3,355	..	797	..	3	3,002
Hongkong	11,300	7,485	8,308	8,399	5,992	35,533	21,899	27,067	21,765	10,779
Other British Possessions	205	..	320	475	543	553	..	663	686	1,212
<b>TOTAL BRITISH EMPIRE</b>	1,750,934	2,653,299	1,787,544	1,398,193	3,536,827	46,41,050	68,80,200	40,34,414	24,58,988	48,02,035
Germany	68,281	8,649	1,714	2,820	1,225	1,40,063	19,776	11,776	25,407	5,947
Netherlands	1,105	15,921	12,043	1,779	3,593	3,667	56,723	30,034	5,900	8,984
Belgium	4,024	41,753	89,313	38,001	53,243	19,115	79,694	1,70,657	69,121	61,504
France	4,427	5,177	6,506	4,721	3,604	25,162	31,598	29,191	18,475	17,347
Spain	47	336	112	..	10	280	1,799	554	..	62
Italy	1,335	536	317	2,484	3,122	12,940	3,192	2,713	11,542	12,690
Austria	..	..	..	6,244	..	..	..	..	10,400	..
Java	2,090	243	487	192	25,039	3,539	500	1,274	557	34,683
China (exclusive of Hongkong and Macao)	2,616	5,629	11,698	9,463	192	13,138	20,908	41,587	21,920	475
Japan	..	111	9,801	1,089	1	..	346	16,106	2,230	5
United States of America—										
<i>Via Atlantic Coast</i>	3,125	5,309	4,606	7,483	7,135	9,094	14,357	15,697	23,906	19,251
<i>" Pacific</i>	3	525	9	30	1	17	1,977	96	108	11
Other Foreign Countries	64	728	543	285	294	165	2,002	1,279	951	1,056
<b>TOTAL FOREIGN COUNTRIES</b>	87,117	79,917	137,239	74,681	97,519	2,27,830	2,33,072	3,26,904	1,99,517	1,62,016
<i>Share of Bengal</i>	1,253,504	2,129,463	1,032,163	1,250,494	3,122,005	32,04,360	49,47,835	34,00,346	19,86,442	39,70,740
<i>" Bombay</i>	359,476	398,675	106,733	127,919	154,354	10,30,834	11,11,162	6,23,402	4,32,461	4,11,183
<i>" Sind</i>	44,720	33,780	27,393	29,293	32,404	1,55,145	99,588	89,629	82,891	71,382
<i>" Madras</i>	29,017	65,395	21,980	23,249	84,516	96,424	1,83,857	65,297	57,677	1,20,058
<i>" Burma</i>	150,734	105,903	76,459	41,919	241,067	3,82,517	2,71,039	1,91,704	98,994	3,91,337
<b>TOTAL</b>	1,838,051	2,733,216	1,924,783	1,472,874	3,634,346	48,00,780	66,13,281	43,61,378	26,58,455	49,64,700
<i>Total Oils—(a)</i>	Gals.	Gals.	Gals.	Gals.	Gals.					
United Kingdom	3,582,183	1,643,647	2,106,810	2,014,758	—	42,60,998	24,74,563	46,67,196	37,44,005	39,81,187
Palestine	..	10	..	305	—	..	178	..	1,713	5
Ceylon	1,478,654	2,428,514	1,507,114	1,219,994	—	36,03,023	55,76,239	32,55,038	19,35,032	43,35,165
Straits Settlements (including Labuan)	7,147,894	7,633,985	24,428,802	7,143,433	—	29,76,907	26,92,189	93,74,574	22,50,388	5,65,101
Federated Malay States	4,525	410	132	426	—	11,944	797	159	556	4,022
British Borneo	9,216,141	8,292,617	9,809,408	15,014,721	—	28,08,710	20,93,337	20,56,731	30,47,338	24,66,195
Hongkong	12,874	9,417	9,187	11,555	—	61,744	46,954	40,564	66,763	22,572
Natal	4,828	..	1,159	..	—	9,523	..	2,659	..	..

(a) Quantity not recorded from 1931-32.

GENERAL IMPORTS

( 382 )

No. 13—continued

ARTICLES, AND COUNTRIES OF CONSIGNMENT; ALSO SHARE OF EACH PROVINCE	QUANTITY					VALUE				
	1927-28	1928-29	1929-30	1930-31	1931-32	1927-28	1928-29	1929-30	1930-31	1931-32
<i>Oils—continued</i>										
<i>Total Oils (a)—concluded</i>										
<i>Canada—</i>										
<i>Via Atlantic Coast . . .</i>	..	0	224	85	—	..	180	1,064	847	291
<i>Western Australia . . .</i>	..	..	108	35	—	..	..	2,318	3,717	2,025
<i>South Australia (including Northern Territory) . . .</i>	83	31	229	61	—	2,072	917	1,818	1,806	507
<i>Victoria . . .</i>	277	488	609	601	—	2,844	4,092	5,681	6,804	4,020
<i>Tasmania . . .</i>	..	3	..	..	—	..	223	..	..	..
<i>New South Wales . . .</i>	105	161	190	190	—	1,256	722	1,980	1,955	839
<i>Australian Commonwealth (Total) . . .</i>	465	683	1,226	977	—	7,072	6,354	11,797	13,732	7,991
<i>Other British Possessions . . .</i>	918	450	480	955	—	1,311	900	686	1,286	1,127
<b>TOTAL BRITISH EMPIRE . . .</b>	<b>21,443,487</b>	<b>20,000,745</b>	<b>37,924,602</b>	<b>25,407,209</b>	<b>—</b>	<b>1,37,41,242</b>	<b>1,38,09,701</b>	<b>1,94,01,003</b>	<b>1,10,62,050</b>	<b>1,13,83,749</b>
<i>Russia—</i>										
Northern Russia . . .	1,517,732	..	12	..	—	9,48,948	..	85	..	..
Southern Russia . . .	2,329,308	15,307,604	8,477,498	11,172,984	—	13,10,236	82,57,991	41,56,627	56,04,220	..
Latvia . . .	13,000	111,047	60,595	..	—	14,131	1,25,022	67,856	..	..
Georgia . . .	15,654,571	27,495,456	20,736,624	22,049,287	—	80,54,026	1,50,39,846	1,06,09,260	1,21,35,621	1,12,85,874
Sweden . . .	..	892	9,075	842	—	..	2,023	16,630	1,140	43
Norway . . .	..	15,034	12,500	55,238	—	..	34,348	29,219	1,04,584	55,743
Denmark . . .	..	..	82	4,894	—	..	..	2,777	11,660	27,297
Germany . . .	2,721,314	3,413,712	2,505,838	1,174,800	—	33,77,181	41,90,410	27,48,206	12,45,822	8,49,115
Netherlands . . .	74,626	124,837	72,533	154,530	—	1,78,996	2,70,814	2,55,031	3,58,706	2,78,017
Belgium . . .	163,428	430,304	349,751	215,704	—	2,69,171	6,32,877	4,23,543	2,33,001	1,93,895
Luxemburg . . .	482	..	..	..	—	1,285	..	..	..	..
France . . .	7,744	9,352	11,307	10,578	—	1,89,709	1,83,046	2,21,914	1,40,133	1,60,973
Spain . . .	116	336	112	..	—	993	1,799	554	..	4,057
Switzerland . . .	270	407	323	436	—	9,231	26,076	31,733	27,455	16,867
Italy . . .	102,155	30,724	1,308	4,622	—	1,20,408	68,865	47,997	48,277	38,040
Austria . . .	1	..	256	6,657	—	20	8	406	20,548	119
Czechoslovakia . . .	..	6	..	..	—	..	233	497	607	1,393
Azerbaijan . . .	..	..	7,631,176	13,792,204	—	..	..	44,07,049	64,05,095	71,84,542
Roumania . . .	..	..	..	..	—	..	..	..	..	7,27,009
Turkey, European . . .	..	3,765	..	..	—	..	11,970	..	..	..
Maskat Territory and Trucial Oman . . .	1,260	80	27	189	—	1,460	112	37	176	1,215
Other Native States in Arabia . . .	..	726	60	828	—	..	1,044	146	650	..
Iraq . . .	483	4,558	639	8,742	—	1,636	701	926	1,943	218
Persia . . .	95,753,306	113,843,926	110,148,812	94,170,654	—	2,16,07,044	3,17,64,180	3,10,20,146	2,30,41,378	2,36,56,636
Sumatra . . .	2,380,296	2,384,801	876,218	346,372	—	10,04,485	13,23,534	5,07,627	2,01,417	14,36,428
Java . . .	16,399	5,625	8,625	6,287	—	17,381	6,958	6,796	12,717	142,965
Borneo (Dutch) . . .	29,822,317	28,001,634	22,990,779	14,365,653	—	1,35,98,861	1,17,31,742	99,06,081	51,30,435	66,83,755
Celebes and other Islands (Dutch) New Guinea . . .	13,105	2,257,783	2,150,036	12,190,343	—	17,153	11,52,412	11,06,569	61,56,382	240
Siam . . .	598	1,632	380	999	—	1,223	3,101	505	1,311	856
China (exclusive of Hongkong and Macao) . . .	2,915	6,158	16,118	10,339	—	17,947	31,466	65,967	32,886	11,081
Korea . . .	..	..	..	18,145	—	..	..	..	31,378	..
Japan . . .	148,541	179,962	347,071	150,488	—	2,52,987	2,80,387	4,30,011	2,75,935	1,37,300
Egypt . . .	..	201	237	152,189	—	344	872	94	52,270	23,469
United States of America—										
<i>Via Atlantic Coast . . .</i>	59,874,754	30,477,055	33,274,677	37,967,583	—	4,42,26,474	2,58,74,318	2,89,56,110	2,02,15,940	1,78,24,521
<i>    " Pacific " . . .</i>	3,625,529	947,249	2,530,423	11,025,266	—	18,98,746	3,90,686	22,77,238	76,06,745	1,46,63,017
<i>Other Foreign Countries . . .</i>	285	200	510	1,373	—	158	328	728	853	4
<b>TOTAL FOREIGN COUNTRIES . . .</b>	<b>213,229,985</b>	<b>225,064,325</b>	<b>217,218,211</b>	<b>219,087,121</b>	<b>—</b>	<b>9,71,20,024</b>	<b>10,14,22,857</b>	<b>9,74,63,924</b>	<b>9,81,62,934</b>	<b>8,58,42,540</b>
<i>Share of Bengal . . .</i>	76,127,364	70,552,120	66,094,653	59,852,001	—	4,78,04,401	4,68,27,385	4,18,83,446	3,42,38,133	3,41,19,606
<i>    " Bombay . . .</i>	76,580,747	72,178,584	96,106,726	86,432,298	—	2,77,50,096	2,72,26,397	3,75,28,140	3,23,44,005	3,02,77,522
<i>    " Sind . . .</i>	23,756,689	33,062,035	32,048,924	39,417,184	—	1,38,68,724	1,51,96,923	1,47,72,528	1,78,98,786	1,45,71,012
<i>    " Madras . . .</i>	32,015,490	40,666,440	35,531,113	38,913,632	—	1,49,54,402	1,93,19,557	1,73,27,516	1,99,75,629	1,50,19,526
<i>    " Burma . . .</i>	26,192,632	28,614,891	25,361,392	19,869,315	—	64,90,543	67,51,386	63,48,362	47,18,381	32,38,632
<b>TOTAL . . .</b>	<b>234,673,422</b>	<b>245,074,070</b>	<b>255,142,813</b>	<b>244,474,330</b>	<b>—</b>	<b>11,08,63,166</b>	<b>11,53,22,648</b>	<b>11,68,64,992</b>	<b>10,02,24,084</b>	<b>9,72,26,298</b>

(a) Quantity not recorded from 1931-32.

No. 13—continued

ARTICLES, AND COUNTRIES OF CONSIGNMENT; ALSO SHARE OF EACH PROVINCE	QUANTITY					VALUE				
	1927-28	1928-29	1929-30	1930-31	1931-32	1927-28	1928-29	1929-30	1930-31	1931-32
	Tons	Tons	Tons	Tons	Tons	R	R	R	R	R
<b>Oilcakes (II. H)—</b>										
United Kingdom . . . . .	..	19	28	..	2	..	1,689	3,122	..	168
Ceylon . . . . .	118	88	64	55	41	11,639	12,082	7,170	3,492	1,699
Zanzibar and Pemba . . . . .	18	3	..	..	..	1,284	359	..	..	..
Other British Possessions . . . . .	1	2	..	9	..	135	238	..	508	4
<b>TOTAL BRITISH EMPIRE</b>	<b>127</b>	<b>112</b>	<b>87</b>	<b>64</b>	<b>43</b>	<b>13,058</b>	<b>14,343</b>	<b>10,292</b>	<b>4,090</b>	<b>1,871</b>
Persia . . . . .	..	16	15	..	..	..	1,575	1,483	..	..
<b>Share of Bengal . . . . .</b>	<b>..</b>	<b>..</b>	<b>..</b>	<b>..</b>	<b>..</b>	<b>..</b>	<b>11</b>	<b>..</b>	<b>..</b>	<b>..</b>
" Bombay . . . . .	33	5	..	9	..	3,144	592	12	591	44
" Sind . . . . .	..	16	15	..	..	..	1,575	1,483	..	..
" Madras . . . . .	44	107	87	50	43	4,914	13,740	10,280	3,166	1,827
" Burma . . . . .	..	..	..	5	..	..	..	..	333	..
<b>TOTAL</b>	<b>127</b>	<b>128</b>	<b>102</b>	<b>64</b>	<b>43</b>	<b>13,058</b>	<b>15,918</b>	<b>11,775</b>	<b>4,090</b>	<b>1,871</b>
<b>Oil-cloth and Flour-cloth (III. V)—</b>										
United Kingdom . . . . .	497,726	457,898	493,272	234,768	237,325	4,97,152	5,23,497	5,78,524	2,74,143	2,28,843
Other British Possessions . . . . .	617	252	573	104	94	1,258	143	574	179	118
<b>TOTAL BRITISH EMPIRE</b>	<b>498,343</b>	<b>458,140</b>	<b>493,845</b>	<b>234,872</b>	<b>237,419</b>	<b>4,98,410</b>	<b>5,23,645</b>	<b>5,74,098</b>	<b>2,74,322</b>	<b>2,28,961</b>
Germany . . . . .	91,764	118,081	156,150	234,896	118,729	44,681	71,208	82,650	1,43,744	62,640
Netherlands . . . . .	..	..	358	6,950	..	..	..	421	5,966	..
Belgium . . . . .	25,080	18,800	33,580	9,580	6,246	29,445	21,950	38,142	8,313	4,336
France . . . . .	13,403	36,654	33,978	28,795	49,245	11,281	32,548	23,743	21,749	34,701
Italy . . . . .	..	10,008	27,078	10,633	1,814	..	9,744	20,194	8,319	1,593
Austria . . . . .	..	63,478	55,825	10,901	7,562	..	47,523	44,591	8,522	5,834
Hungary . . . . .	..	..	..	4,400	..	..	..	..	3,352	..
Czechoslovakia . . . . .	256	20,775	42,329	21,301	41,741	242	14,155	37,201	18,093	29,459
Japan . . . . .	..	359	..	340	588	..	444	..	1,094	333
<b>United States of America—</b>										
<i>Via Atlantic Coast</i> . . . . .	410,333	399,922	496,716	302,698	269,792	3,40,490	3,19,620	3,97,342	2,27,332	1,86,237
" Pacific " . . . . .	..	1,824	73	..	..	..	2,670	79	..	..
Other Foreign Countries . . . . .	..	1	..	1,033	4	..	2	..	932	5
<b>TOTAL FOREIGN COUNTRIES</b>	<b>541,336</b>	<b>669,902</b>	<b>846,087</b>	<b>626,527</b>	<b>495,721</b>	<b>4,26,139</b>	<b>5,19,364</b>	<b>6,53,363</b>	<b>4,47,416</b>	<b>3,25,188</b>
<b>Share of Bengal . . . . .</b>	<b>260,190</b>	<b>209,968</b>	<b>210,085</b>	<b>153,385</b>	<b>147,801</b>	<b>1,98,260</b>	<b>2,21,114</b>	<b>2,13,581</b>	<b>1,33,869</b>	<b>1,16,005</b>
" Bombay . . . . .	359,923	546,696	575,435	306,887	300,116	3,50,954	4,95,416	5,35,301	2,64,036	2,25,674
" Sind . . . . .	35,338	77,346	92,138	33,726	68,717	34,098	80,566	36,107	33,568	1,63,071
" Madras . . . . .	30,493	41,300	34,055	92,627	60,456	33,735	49,712	39,237	99,099	60,457
" Burma . . . . .	353,735	251,732	378,119	269,974	156,050	3,02,502	1,96,702	2,98,135	1,86,116	98,942
<b>TOTAL</b>	<b>1,039,679</b>	<b>1,128,042</b>	<b>1,339,932</b>	<b>861,399</b>	<b>733,146</b>	<b>9,24,540</b>	<b>10,43,509</b>	<b>12,27,461</b>	<b>7,21,788</b>	<b>5,54,149</b>

GENERAL IMPORTS

( 384 )

No. 13—continued

ARTICLES, AND COUNTRIES OF CONSIGNMENT; ALSO SHARE OF EACH PROVINCE	QUANTITY					VALUE				
	1927-28	1928-29	1929-30	1930-31	1931-32	1927-28	1928-29	1929-30	1930-31	1931-32
	Lbs.	Lbs.	Lbs.	Lbs.	Lbs.	₹	₹	₹	₹	₹
<b>Opium (III. D)—</b>										
United Kingdom . . . . .	25	4	14	9	5	1,686	424	504	645	701
Slam . . . . .	..	2,295	..	..	..	..	52,000	..	..	..
Other Foreign Countries . . . . .	5	6	2	2	3	980	963	163	253	972
<b>TOTAL FOREIGN COUNTRIES</b>	<b>5</b>	<b>2,301</b>	<b>2</b>	<b>2</b>	<b>3</b>	<b>980</b>	<b>52,963</b>	<b>163</b>	<b>253</b>	<b>972</b>
Share of Bengal . . . . .	25	2,299	4	3	..	1,194	52,217	82	141	..
„ Bombay . . . . .	..	..	2	..	..	..	..	30	..	..
„ Sind . . . . .	5	6	..	3	3	1,412	1,170	325	757	1,073
„ Burma . . . . .	..	..	10	..	..	69	..	230	..	..
<b>TOTAL</b>	<b>30</b>	<b>2,305</b>	<b>16</b>	<b>11</b>	<b>3</b>	<b>2,666</b>	<b>53,387</b>	<b>667</b>	<b>898</b>	<b>1,073</b>
<b>Packing-engine and Boiler of all kinds (excluding asbestos) (III. V)—</b>										
United Kingdom . . . . .	—	—	—	—	—	3,85,989	3,60,695	3,01,947	3,36,200	2,17,659
Ceylon . . . . .	—	—	—	—	—	215	425	13,613	156	40
Other British Possessions . . . . .	—	—	—	—	—	1,272	490	299	230	195
<b>TOTAL BRITISH EMPIRE</b>	<b>—</b>	<b>—</b>	<b>—</b>	<b>—</b>	<b>—</b>	<b>3,87,476</b>	<b>3,61,610</b>	<b>3,15,859</b>	<b>3,36,586</b>	<b>2,17,894</b>
Germany . . . . .	—	—	—	—	—	6,235	1,987	5,595	3,207	9,836
Netherland . . . . .	—	—	—	—	—	815	..	81	399	3,102
Belgium . . . . .	—	—	—	—	—	2,426	2,274	14,292	15,183	2,600
France . . . . .	—	—	—	—	—	28,950	48	199	6,689	..
Italy . . . . .	—	—	—	—	—	..	..	..	117	1,303
Austria . . . . .	—	—	—	—	—	1,225	..	..	..	100
United States of America—										
Via Atlantic Coast . . . . .	—	—	—	—	—	36,776	42,509	36,603	15,874	16,221
„ Pacific „ . . . . .	—	—	—	—	—	526	844	..	367	..
Other Foreign Countries . . . . .	—	—	—	—	—	30	1,216	617	505	467
<b>TOTAL FOREIGN COUNTRIES</b>	<b>—</b>	<b>—</b>	<b>—</b>	<b>—</b>	<b>—</b>	<b>76,983</b>	<b>48,878</b>	<b>57,387</b>	<b>42,461</b>	<b>33,730</b>
Share of Bengal . . . . .	—	—	—	—	—	2,58,911	2,09,897	2,11,421	1,33,576	1,19,038
„ Bombay . . . . .	—	—	—	—	—	56,634	54,844	58,427	94,207	69,358
„ Sind . . . . .	—	—	—	—	—	11,992	11,217	9,310	13,382	9,372
„ Madras . . . . .	—	—	—	—	—	94,401	65,069	56,221	38,953	25,502
„ Burma . . . . .	—	—	—	—	—	42,521	69,461	37,307	43,924	23,363
<b>TOTAL</b>	<b>—</b>	<b>—</b>	<b>—</b>	<b>—</b>	<b>—</b>	<b>4,64,459</b>	<b>4,10,488</b>	<b>3,73,246</b>	<b>3,79,047</b>	<b>2,51,633</b>
<b>Paints and Painters' materials—</b>										
<b>Paints and Colours—</b>										
<b>Barytes (III. F)—</b>										
United Kingdom . . . . .	20,212	12,448	688	309	321	65,085	33,886	8,883	2,111	1,210
Sweden . . . . .	110	..	..	..	..	1,767	..	..	..	..
Germany . . . . .	7,898	14,777	75,112	87,546	36,374	27,213	45,125	2,15,563	2,15,928	87,593
Netherlands . . . . .	1,193	..	..	13,399	10,235	26,336	..	..	33,579	22,732
Belgium . . . . .	..	..	..	21,649	887	..	..	..	53,011	39,305
Italy . . . . .	4,449	4,790	6,255	4,677	7,020	16,537	16,581	20,014	14,463	22,682
Other Foreign Countries . . . . .	..	..	..	..	25	..	..	..	13	130
<b>TOTAL FOREIGN COUNTRIES</b>	<b>13,650</b>	<b>19,567</b>	<b>81,367</b>	<b>127,261</b>	<b>54,541</b>	<b>71,903</b>	<b>61,706</b>	<b>2,30,477</b>	<b>3,10,994</b>	<b>1,72,448</b>
Share of Bengal . . . . .	29,576	22,702	32,568	15,924	5,407	96,577	64,496	1,01,345	41,267	53,908
„ Bombay . . . . .	3,284	9,215	7,903	3,210	3,327	15,053	30,625	23,151	25,068	25,046
„ Sind . . . . .	..	..	..	51,553	35,430	..	..	..	1,15,008	78,721
„ Madras . . . . .	..	98	205	196	749	..	470	370	550	2,761
„ Burma . . . . .	1,002	..	41,379	51,711	4,943	25,358	..	1,09,994	1,36,612	13,222
<b>TOTAL</b>	<b>33,862</b>	<b>32,015</b>	<b>82,055</b>	<b>127,830</b>	<b>54,302</b>	<b>1,36,988</b>	<b>65,591</b>	<b>2,40,340</b>	<b>3,19,105</b>	<b>1,73,658</b>

No. 13—continued

ARTICLES AND COUNTRIES OF CONSIGNMENT; ALSO SHARE OF EACH PROVINCE	QUANTITY					VALUE				
	1927-28	1928-29	1929-30	1930-31	1931-32	1927-28	1928-29	1929-30	1930-31	1931-32
	Cwts.	Cwts.	Cwts.	Cwts.	Cwts.	R	R	R	R	R
<b>Paints and Painters' materials— continued</b>										
<b>Paints and Colours—continued</b>										
Blue paint or Paris blue (III. B)										
United Kingdom . . . . .	966	353	1,877	4,912	6,675	63,863	26,937	90,981	2,12,920	2,72,476
Other British possessions . . . . .	..	..	..	..	..	..	..	..	46	6
<b>TOTAL BRITISH EMPIRE</b> . . . . .	966	353	1,877	4,912	6,675	63,863	26,937	90,981	2,12,966	2,72,482
Sweden . . . . .	..	..	26	85	..	..	..	240	1,552	..
Germany . . . . .	1,351	980	2,514	3,543	3,522	99,888	71,258	1,64,434	1,96,212	2,01,759
Netherlands . . . . .	5	5	100	144	139	576	562	6,351	6,040	6,513
Belgium . . . . .	208	55	599	1,467	1,661	7,270	3,488	20,012	41,084	40,666
Other Foreign Countries . . . . .	4	5	2	10	49	467	592	206	370	1,637
<b>TOTAL FOREIGN COUNTRIES</b> . . . . .	1,568	1,045	3,241	5,249	5,371	1,08,201	76,900	1,91,248	2,45,258	2,50,625
Share of Bengal . . . . .	10	..	338	987	1,532	251	..	27,133	46,720	80,943
" Bombay . . . . .	35	150	415	3,201	4,329	2,322	11,164	16,921	1,22,037	1,51,143
" Sind . . . . .	1,363	354	3,100	3,459	3,691	86,756	24,637	1,59,900	1,55,964	1,61,360
" Madras . . . . .	224	255	669	1,232	1,356	19,977	21,685	42,012	54,401	69,060
" Burma . . . . .	897	639	546	1,282	1,088	62,258	45,361	37,203	78,052	60,096
<b>TOTAL</b> . . . . .	2,534	1,398	5,118	10,161	12,046	1,72,064	1,02,837	2,82,224	4,58,224	5,23,107
<b>Enamels prepared (III. B)*—</b>										
United Kingdom . . . . .	11,931	8,659	8,349	..	..	8,32,586	6,58,321	6,10,980	..	..
Ceylon . . . . .	..	5	17	..	..	..	69	1,011	..	..
Other British Possessions . . . . .	3	..	..	..	..	381	15	..	..	..
<b>TOTAL BRITISH EMPIRE</b> . . . . .	11,934	8,664	8,366	..	..	8,32,967	6,58,405	6,11,991	..	..
Germany . . . . .	518	752	922	..	..	37,624	50,916	69,136	..	..
Netherlands . . . . .	100	120	87	..	..	9,461	11,116	7,747	..	..
Belgium . . . . .	15	68	105	..	..	1,260	3,469	8,661	..	..
France . . . . .	7	3	..	..	..	2,595	357	1	..	..
Italy . . . . .	18	..	..	..	..	1,490	..	..	..	..
Japan . . . . .	34	207	361	..	..	1,856	9,529	18,412	..	..
United States of America— Vid Atlantic Coast . . . . .	326	824	1,308	..	..	31,980	53,995	85,186	..	..
" Pacific " . . . . .	8	1	10	..	..	881	106	1,306	..	..
Other Foreign Countries . . . . .	..	..	7	..	..	..	..	198	..	..
<b>TOTAL FOREIGN COUNTRIES</b> . . . . .	1,026	1,975	2,800	..	..	87,097	1,29,488	1,90,647	..	..
Share of Bengal . . . . .	5,531	2,737	2,420	..	..	2,66,951	1,68,321	1,82,782	..	..
" Bombay . . . . .	2,890	3,239	3,544	..	..	2,31,630	2,46,033	2,59,126	..	..
" Sind . . . . .	1,128	610	625	..	..	97,330	53,462	48,933	..	..
" Madras . . . . .	1,497	1,464	2,338	..	..	1,57,008	1,23,650	1,68,472	..	..
" Burma . . . . .	1,914	2,599	2,299	..	..	1,66,645	1,96,377	1,43,325	..	..
<b>TOTAL</b> . . . . .	12,960	10,639	11,226	..	..	9,20,084	7,87,803	8,02,688	..	..
<b>Graphite (III. B)—</b>										
United Kingdom . . . . .	2,180	4,003	2,991	3,518	2,035	77,282	96,221	77,716	80,004	51,353
Ceylon . . . . .	2,355	7,221	6,913	6,838	4,732	15,709	59,668	60,259	51,684	31,226
Straits Settlements (including Labuan) . . . . .	..	..	100	..	..	..	..	305	..	..
<b>TOTAL BRITISH EMPIRE</b> . . . . .	4,535	11,224	10,004	10,356	6,767	92,991	1,55,889	1,38,280	1,31,688	82,579
Germany . . . . .	321	99	110	137	209	3,894	1,090	479	1,262	4,066
Italy . . . . .	200	214	10	..	..	1,004	1,172	102	..	..
Japan . . . . .	160	57	50	51	51	1,202	438	423	345	426
United States of America— Vid Atlantic Coast . . . . .	469	391	365	298	445	30,365	14,670	25,221	21,188	27,928
Other Foreign Countries . . . . .	7	22	81	..	..	363	336	483	..	5
<b>TOTAL FOREIGN COUNTRIES</b> . . . . .	1,157	783	566	486	705	36,828	17,701	26,708	22,795	32,425
Share of Bengal . . . . .	866	6,710	6,533	6,416	3,802	31,654	67,390	88,380	68,098	43,295
" Bombay . . . . .	2,982	2,036	1,334	2,027	2,493	46,727	35,519	25,021	31,964	37,257
" Sind . . . . .	127	621	628	579	60	4,508	16,832	13,387	9,561	1,604
" Madras . . . . .	1,411	2,113	1,822	1,407	696	34,219	40,839	29,455	35,213	24,492
" Burma . . . . .	306	523	403	413	451	15,711	13,160	8,745	9,647	3,264
<b>TOTAL</b> . . . . .	5,692	12,007	10,570	10,842	7,502	1,29,819	1,78,590	1,64,958	1,54,483	1,15,004

\* Shown under "Varnishes" from 1930-31.

GENERAL IMPORTS

( 386 )

No. 13—continued

ARTICLES, AND COUNTRIES OF CONSIGNMENT; ALSO SHARE OF EACH PROVINCE	QUANTITY					VALUE				
	1927-28	1928-29	1929-30	1930-31	1931-32	1927-28	1928-29	1929-30	1930-31	1931-32
						R	R	R	R	R
<i>Paints and Painters' materials— continued</i>										
<i>Paints and Colours—continued</i>										
Red lead—										
Genuine dry (III. B)—										
United Kingdom	17,184	14,010	18,328	10,118	5,706	4,80,150	3,51,022	4,19,308	2,26,987	1,11,651
Ceylon	..	2	57	..	2	..	70	1,541	..	80
Other British Possessions	4	..	..	..	..	143	11	..	..	..
<b>TOTAL BRITISH EMPIRE</b>	<b>17,188</b>	<b>14,012</b>	<b>18,385</b>	<b>10,118</b>	<b>5,708</b>	<b>4,80,293</b>	<b>3,51,103</b>	<b>4,20,849</b>	<b>2,26,987</b>	<b>1,11,682</b>
Germany	1,692	1,064	581	1,239	239	45,602	22,394	9,920	24,401	5,097
Netherlands	660	492	47	55	28	18,373	3,648	1,068	1,264	454
Belgium	783	1,918	261	20	40	20,611	38,362	5,787	574	882
France	80	690	2,000	260	240	2,089	14,480	39,997	6,196	5,452
Italy	8,528	6,517	1,379	4,394	4,502	2,42,270	1,28,704	30,108	83,065	76,844
Austria	287	40	599	260	..	6,566	941	13,783	5,909	..
Japan	11,344	10,596	12,405	13,606	15,449	3,09,832	2,25,100	2,76,537	2,45,004	2,29,000
United States of America— Via Atlantic Coast	2	9	..	146	..	64	292	..	3,681	..
Other Foreign Countries	..	2	..	4	1	..	45	..	80	25
<b>TOTAL FOREIGN COUNTRIES</b>	<b>23,380</b>	<b>21,823</b>	<b>17,222</b>	<b>19,984</b>	<b>20,544</b>	<b>6,45,409</b>	<b>4,38,916</b>	<b>3,77,175</b>	<b>3,70,174</b>	<b>3,17,734</b>
Share of Bengal	20,274	13,379	22,250	18,513	17,955	5,32,122	3,71,590	4,93,070	3,49,535	2,76,508
Bombay	11,915	10,046	3,221	3,069	5,253	2,07,918	2,27,725	1,85,331	1,57,870	87,032
Sind	1,368	2,326	194	1,251	335	39,410	51,334	4,576	30,270	17,907
Madras	1,802	1,442	936	306	520	43,117	34,131	23,360	20,613	12,081
Burma	5,209	4,042	3,956	1,453	1,629	1,58,135	1,04,679	90,537	38,773	35,338
<b>TOTAL</b>	<b>40,568</b>	<b>36,235</b>	<b>35,607</b>	<b>30,097</b>	<b>26,252</b>	<b>11,25,702</b>	<b>7,90,019</b>	<b>7,98,024</b>	<b>5,97,111</b>	<b>4,29,416</b>
Reduced dry (III. B)—										
United Kingdom	209	144	181	281	509	5,083	3,508	3,522	6,238	10,009
Straits Settlements (including Labrian)	..	..	..	2	..	..	..	..	44	..
<b>TOTAL BRITISH EMPIRE</b>	<b>209</b>	<b>144</b>	<b>181</b>	<b>283</b>	<b>509</b>	<b>5,083</b>	<b>3,508</b>	<b>3,522</b>	<b>6,282</b>	<b>10,009</b>
Germany	50	..	100	135	55	759	..	364	1,798	492
Netherlands	2	59	20	..	..	47	1,046	364	..	..
Belgium	..	201	151	375	10	2	1,790	1,299	2,993	136
Italy	..	..	..	308	..	..	..	..	7,677	..
Japan	..	62	..	12	40	..	1,406	..	204	721
Other Foreign Countries	..	..	..	21	..	..	..	..	460	..
<b>TOTAL FOREIGN COUNTRIES</b>	<b>52</b>	<b>322</b>	<b>271</b>	<b>561</b>	<b>105</b>	<b>799</b>	<b>4,242</b>	<b>2,527</b>	<b>13,132</b>	<b>1,349</b>
Share of Bengal	60	161	63	798	..	1,552	3,546	1,277	13,935	..
Bombay	44	224	250	133	..	731	2,430	2,141	1,369	..
Sind	77	20	3	40	55	1,543	349	63	926	510
Madras	30	36	131	66	34	597	757	2,568	1,150	1,611
Burma	50	25	..	102	475	1,424	668	..	2,079	9,236
<b>TOTAL</b>	<b>261</b>	<b>466</b>	<b>452</b>	<b>1,184</b>	<b>614</b>	<b>5,882</b>	<b>7,750</b>	<b>6,049</b>	<b>19,459</b>	<b>11,358</b>



No. 13—continued

ARTICLES, AND COUNTRIES OF CONSIGNMENT; ALSO SHARE OF EACH PROVINCE	QUANTITY					VALUE				
	1927-28	1928-29	1929-30	1930-31	1931-32	1927-28	1928-29	1929-30	1930-31	1931-32
						₹	₹	₹	₹	₹
Paints and Painters' materials— <i>continued</i>										
<i>Paints and Colours—continued</i>										
White lead—										
Genuine dry (III. E)—	Cwts.	Cwts.	Cwts.	Cwts.	Cwts.					
United Kingdom . . .	7,164	4,972	6,944	4,327	2,438	2,22,401	1,35,756	2,41,405	1,20,570	60,967
Canada—										
Via Atlantic Coast . . .	..	997	..	..	..	..	22,888	..	..	..
Other British Possessions . . .	..	..	14	8	..	12	..	334	234	..
<b>TOTAL BRITISH EMPIRE . . .</b>	<b>7,164</b>	<b>5,969</b>	<b>6,958</b>	<b>4,335</b>	<b>2,438</b>	<b>2,22,413</b>	<b>1,58,644</b>	<b>2,41,739</b>	<b>1,20,804</b>	<b>60,967</b>
Germany . . . . .	95	40	234	337	..	2,398	917	5,657	8,142	..
Netherlands . . . . .	837	101	..	..	24	20,768	2,032	..	..	635
Belgium . . . . .	1,447	..	415	-2,278	..	49,087	..	11,227	51,331	..
Italy . . . . .	4,982	4,259	4,801	1,036	1,837	1,36,080	93,569	1,15,980	23,001	35,424
Austria . . . . .	344	1,400	1,206	600	..	7,466	32,880	20,074	14,367	..
Japan . . . . .	..	565	45	115	665	..	11,402	1,290	2,825	13,405
United States of America—										
Via Atlantic Coast . . .	1	110	3,312	1,015	..	48	2,561	51,266	23,724	..
„ Pacific „ . . . . .	..	1,002	..	..	..	..	23,486	..	..	..
Other Foreign Countries . . .	..	2	..	44	..	..	40	..	979	5
<b>TOTAL FOREIGN COUNTRIES . . .</b>	<b>7,706</b>	<b>7,479</b>	<b>10,013</b>	<b>5,425</b>	<b>2,526</b>	<b>2,15,347</b>	<b>1,66,896</b>	<b>2,14,494</b>	<b>1,24,369</b>	<b>49,460</b>
Share of Bengal . . . . .	9,338	10,394	14,038	7,173	2,311	2,95,797	2,43,337	3,67,172	1,73,331	63,755
„ Bombay . . . . .	3,338	2,340	1,959	1,914	1,772	90,540	60,741	68,593	51,665	42,435
„ Sind . . . . .	70	53	35	43	52	2,659	2,282	1,420	1,668	1,955
„ Madras . . . . .	539	129	162	307	130	17,530	3,760	4,766	8,673	5,577
„ Burma . . . . .	1,035	527	776	318	194	31,634	15,370	24,277	9,336	5,714
<b>TOTAL . . . . .</b>	<b>14,370</b>	<b>13,448</b>	<b>16,971</b>	<b>9,760</b>	<b>5,009</b>	<b>4,38,260</b>	<b>3,25,540</b>	<b>4,56,233</b>	<b>2,45,178</b>	<b>1,19,436</b>
Reduced dry (III. E)—	Cwts.	Cwts.	Cwts.	Cwts.	Cwts.					
United Kingdom . . . . .	146	42	33	69	37	3,740	919	642	1,732	1,079
Other British Possessions . . .	..	1	..	..	..	..	20	..	..	..
<b>TOTAL BRITISH EMPIRE . . . . .</b>	<b>146</b>	<b>43</b>	<b>33</b>	<b>69</b>	<b>37</b>	<b>3,740</b>	<b>939</b>	<b>642</b>	<b>1,732</b>	<b>1,079</b>
<b>TOTAL FOREIGN COUNTRIES . . . . .</b>	<b>59</b>	<b>3</b>	<b>72</b>	<b>42</b>	<b>7</b>	<b>939</b>	<b>60</b>	<b>1,135</b>	<b>957</b>	<b>138</b>
Share of Bengal . . . . .	100	13	33	64	..	2,105	255	642	1,569	..
„ Bombay . . . . .	31	15	..	40	1	325	363	..	931	65
„ Sind . . . . .	3	8	7	4	3	79	225	127	93	170
„ Madras . . . . .	35	3	65	..	2	543	93	1,058	..	60
„ Burma . . . . .	36	2	..	3	33	1,142	64	..	91	922
<b>TOTAL . . . . .</b>	<b>205</b>	<b>43</b>	<b>105</b>	<b>111</b>	<b>44</b>	<b>4,699</b>	<b>999</b>	<b>1,827</b>	<b>2,689</b>	<b>1,217</b>
Genuine moist (III. E)—	Cwts.	Cwts.	Cwts.	Cwts.	Cwts.					
United Kingdom . . . . .	21,493	8,381	2,881	3,121	2,090	5,52,377	2,45,644	87,521	91,742	56,294
Other British Possessions . . .	22	..	..	..	..	881	..	..	..	31
<b>TOTAL BRITISH EMPIRE . . . . .</b>	<b>21,515</b>	<b>8,381</b>	<b>2,881</b>	<b>3,121</b>	<b>2,090</b>	<b>5,53,258</b>	<b>2,45,644</b>	<b>87,521</b>	<b>91,742</b>	<b>56,325</b>
Belgium . . . . .	160	..	..	..	..	4,251	..	..	..	..
Italy . . . . .	40	..	..	..	..	1,184	..	..	..	..
Other Foreign Countries . . . . .	60	30	38	15	220	1,455	736	1,033	366	3,694
<b>TOTAL FOREIGN COUNTRIES . . . . .</b>	<b>260</b>	<b>60</b>	<b>38</b>	<b>15</b>	<b>220</b>	<b>6,890</b>	<b>736</b>	<b>1,033</b>	<b>366</b>	<b>3,694</b>

GENERAL IMPORTS

( 388 )

No. 13—continued

ARTICLES, AND COUNTRIES OF CONSIGNMENT; ALSO SHARE OF EACH PROVINCE	QUANTITY					VALUE				
	1927-28	1928-29	1929-30	1930-31	1931-32	1927-28	1928-29	1929-30	1930-31	1931-32
Paints and Painters' materials—continued						R	R	R	R	R
Paints and Colours—continued										
White lead—continued										
Genuine moist (III. E)—continued.	Cwts.	Cwts.	Cwts.	Cwts.	Cwts.					
Share of Bengal . . .	14,987	1,383	1,421	1,385	1,050	3,82,858	44,927	40,834	38,738	21,661
„ Bombay . . .	3,798	2,229	1,255	1,072	849	1,00,376	66,647	39,478	32,674	26,934
„ Sind . . .	77	15	36	1 20	14	2,564	531	1,300	660	471
„ Madras . . .	640	2,087	88	176	18	16,714	58,870	3,119	5,604	551
„ Burma . . .	2,273	2,697	119	483	379	57,736	76,405	3,873	14,438	10,381
TOTAL . . .	21,775	8,411	2,919	3,136	2,310	5,60,148	2,46,380	88,604	92,114	60,016
Reduced moist (III. E)—										
United Kingdom . . .	785	1,351	950	2,241	1,947	21,013	37,832	29,188	66,044	53,551
Netherlands . . .	..	..	157	257	34	..	..	2,715	3,868	461
Other Foreign Countries . . .	40	..	..	2	23	936	..	..	32	304
TOTAL FOREIGN COUNTRIES . . .	40	..	157	259	57	936	..	2,715	3,895	77
Share of Bengal . . .	98	198	97	186	..	1,783	3,537	1,819	4,905	..
„ Bombay . . .	95	70	..	12	9	2,474	2,052	..	483	21
„ Sind . . .	326	14	193	276	57	7,777	373	3,717	4,405	77
„ Madras . . .	..	..	..	..	..	..	7	..	..	..
„ Burma . . .	306	1,069	317	2,026	1,938	9,915	31,863	26,367	60,146	53,34
TOTAL . . .	825	1,351	1,107	2,500	2,004	21,949	37,832	31,903	69,939	54,32
Lithophone—(a)										
Dry (III. E)—(a)				Cwts.	Cwts.					
United Kingdom . . .	—	—	—	652	985	—	—	—	8,614	11,941
Germany . . .	—	—	—	1,910	4,154	—	—	—	24,664	50,95
Netherlands . . .	—	—	—	2,490	..	—	—	—	84,075	..
Belgium . . .	—	—	—	6,121	925	—	—	—	80,879	12,181
France . . .	—	—	—	100	4,283	—	—	—	1,806	55,521
Japan . . .	—	—	—	6	..	—	—	—	313	..
United States of America—										
Via Atlantic Coast . . .	—	—	—	..	240	—	—	—	..	3,301
„ Pacific „ . . .	—	—	—	..	5	—	—	—	..	164
TOTAL FOREIGN COUNTRIES . . .	—	—	—	10,627	9,607	—	—	—	1,41,237	1,22,132
Share of Bengal . . .	—	—	—	10,423	9,700	—	—	—	1,38,377	1,23,198
„ Bombay . . .	—	—	—	856	620	—	—	—	11,474	7,906
„ Madras . . .	—	—	—	..	272	—	—	—	..	2,983
TOTAL . . .	—	—	—	11,279	10,592	—	—	—	1,49,851	1,34,081
Moist (III. E)—(a)				Cwts.	Cwts.					
Germany . . .	—	—	—	30	60	..	248	..	552	1,065
Belgium . . .	—	—	—	..	500	5	325	48	..	6,324
Other Foreign Countries . . .	—	—	—	44	..	959	60	1,185	600	—
TOTAL FOREIGN COUNTRIES . . .	—	—	—	74	560	—	—	—	1,152	7,389
Share of Bengal . . .	—	—	—	72	560	—	—	—	1,122	7,389
„ Sind . . .	—	—	—	2	..	—	—	—	30	..
TOTAL . . .	—	—	—	74	560	—	—	—	1,152	7,389

(a) Separately recorded from 1930-31.

No. 13—continued

ARTICLES, AND COUNTRIES OF CONSIGNMENT: ALSO HARE OF EACH PROVINCE	QUANTITY					VALUE				
	1927-28	1928-29	1929-30	1930-31	1931-32	1927-28	1928-29	1929-30	1930-31	1931-32
						₹	₹	₹	₹	₹
Paints and Painters' materials— <i>continued</i>										
Paints and Colours— <i>continued</i>										
Zinc, white—										
Genuine dry (III. E)—	Cwts.	Cwts.	Cwts.	Cwts.	Cwts.					
United Kingdom	2,537	2,061	4,421	8,367	7,957	91,539	66,061	1,42,098	1,78,849	1,48,180
Other British Possessions	15	1	1	11	..	571	76	37	105	28
<b>TOTAL BRITISH EMPIRE</b>	<b>2,552</b>	<b>2,062</b>	<b>4,422</b>	<b>8,378</b>	<b>7,957</b>	<b>92,110</b>	<b>66,137</b>	<b>1,42,135</b>	<b>1,78,954</b>	<b>1,48,208</b>
Germany	1,891	1,028	1,120	2,968	1,061	47,165	16,544	21,068	54,456	20,588
Netherlands	2,664	497	4,545	1,156	477	83,632	10,268	89,902	23,442	8,919
Belgium	6,152	905	2,634	3,410	1,986	2,22,167	20,431	52,380	64,362	34,114
France	161	218	98	40	45	3,675	4,731	2,079	796	821
Japan	18	265	180	378	528	618	7,542	3,642	8,135	9,665
United States of America—										
Via Atlantic Coast	422	4,404	2,087	320	..	10,541	88,688	40,403	6,364	..
Other Foreign Countries	27	20	..	2	46	826	589	..	50	1,080
<b>TOTAL FOREIGN COUNTRIES</b>	<b>11,335</b>	<b>7,337</b>	<b>10,564</b>	<b>8,269</b>	<b>4,143</b>	<b>3,68,619</b>	<b>1,48,738</b>	<b>2,09,468</b>	<b>1,57,605</b>	<b>75,087</b>
Share of Bengal	11,421	2,373	5,588	11,719	6,312	3,34,140	47,062	1,50,214	2,31,591	1,13,030
„ Bombay	1,547	5,615	3,437	4,093	4,610	43,792	1,28,989	1,73,264	35,968	90,928
„ Sind	304	216	177	166	245	13,372	9,150	7,477	5,985	9,504
„ Madras	503	1,069	734	406	311	15,908	26,186	14,387	6,808	7,034
„ Burma	112	121	50	203	92	3,519	3,488	1,261	6,213	2,799
<b>TOTAL</b>	<b>13,887</b>	<b>9,399</b>	<b>14,986</b>	<b>16,647</b>	<b>12,100</b>	<b>4,80,729</b>	<b>2,14,875</b>	<b>3,51,603</b>	<b>3,36,559</b>	<b>2,23,295</b>
Reduced dry (III. E)—	Cwts.	Cwts.	Cwts.	Cwts.	Cwts.					
United Kingdom	598	175	1,161	808	308	10,459	1,988	19,208	13,056	5,665
Ceylon	..	1	..	..	..	..	20	..	..	..
Canada—										
Via Pacific Coast	..	640	..	..	..	..	12,984	..	..	..
<b>TOTAL BRITISH EMPIRE</b>	<b>598</b>	<b>816</b>	<b>1,161</b>	<b>808</b>	<b>308</b>	<b>10,459</b>	<b>14,992</b>	<b>19,208</b>	<b>13,056</b>	<b>5,665</b>
Germany	634	812	382	357	255	13,492	12,265	5,134	4,697	3,023
Netherlands	20	56	107	144	336	289	910	1,609	2,036	5,075
Belgium	35	240	105	127	57	534	5,188	1,428	1,780	919
France	..	80	5	..	10	..	1,627	116	..	169
United States of America—										
Via Atlantic Coast	..	260	..	..	..	..	5,641	..	..	..
Other Foreign Countries	3	1	..	..	129	43	15	..	..	2,000
<b>TOTAL FOREIGN COUNTRIES</b>	<b>692</b>	<b>1,449</b>	<b>599</b>	<b>628</b>	<b>787</b>	<b>14,358</b>	<b>25,596</b>	<b>8,287</b>	<b>8,513</b>	<b>11,184</b>

GENERAL IMPORTS

( 390 )

No. 13—continued

ARTICLES, AND COUNTRIES OF CONSIGNMENT; ALSO SHARE OF EACH PROVINCE	QUANTITY					VALUE				
	1927-28	1928-29	1929-30	1930-31	1931-32	1927-28	1928-29	1929-30	1930-31	1931-32
						R	R	R	R	R
<b>Paints and Painters' materials— continued</b>										
<i>Paints and Colours—continued</i>										
Zinc, white—continued	Cwts.	Cwts.	Cwts.	Cwts.	Cwts.					
Reduced dry—contd.										
Share of Bengal . . .	354	46	1,219	968	482	7,193	700	20,099	15,023	7,01
" Bombay . . .	395	1,709	122	64	161	4,109	32,799	1,733	937	2,3
" Sind . . .	68	23	35	17	25	1,181	429	682	460	5
" Madras . . .	573	453	384	378	374	12,334	5,977	4,931	4,746	4,61
" Burma . . .	..	30	..	6	53	..	653	..	348	1,3
<b>TOTAL</b>	<b>1,290</b>	<b>2,265</b>	<b>1,760</b>	<b>1,431</b>	<b>1,095</b>	<b>24,817</b>	<b>40,588</b>	<b>27,495</b>	<b>21,569</b>	<b>16,84</b>
<b>Genuine moist (III. E)—</b>	<b>Cwts.</b>	<b>Cwts.</b>	<b>Cwts.</b>	<b>Cwts.</b>	<b>Cwts.</b>					
United Kingdom . . .	31,961	29,001	23,817	20,086	19,472	11,47,092	9,89,126	8,01,205	6,63,131	5,73,24
Other British Possessions .	1	..	..	1	..	25	..	..	31	..
<b>TOTAL BRITISH EMPIRE</b>	<b>31,962</b>	<b>29,061</b>	<b>23,817</b>	<b>20,087</b>	<b>19,472</b>	<b>11,47,117</b>	<b>9,89,126</b>	<b>8,01,205</b>	<b>6,63,162</b>	<b>5,73,2</b>
Germany . . .	236	242	80	145	77	4,989	4,757	1,228	3,980	1,41
Netherlands . . .	3,651	610	535	684	710	96,702	15,890	13,507	14,396	14,81
Belgium . . .	95	210	300	..	..	2,930	5,525	6,388	..	..
France . . .	..	..	..	..	39	..	..	..	..	81
Japan . . .	60	123	235	5,843	6,265	2,327	3,783	6,497	1,24,291	1,20,08
United States of America— Vid Atlantic Coast . . .	1	47	902	20	..	22	1,787	17,776	616	..
<b>TOTAL FOREIGN COUNTRIES</b>	<b>4,043</b>	<b>1,237</b>	<b>2,052</b>	<b>6,692</b>	<b>7,091</b>	<b>1,06,970</b>	<b>31,722</b>	<b>45,986</b>	<b>1,43,233</b>	<b>1,37,11</b>
Share of Bengal . . .	4,937	5,303	3,890	3,231	3,572	1,67,493	1,73,510	1,12,769	1,00,856	99,29
" Bombay . . .	22,617	18,520	16,963	17,657	18,399	7,66,527	6,13,293	5,22,311	5,08,625	464,36
" Sind . . .	1,964	1,430	1,563	1,843	1,534	76,629	55,107	55,334	59,041	49,67
" Madras . . .	473	233	450	269	292	13,062	7,330	11,266	7,632	6,77
" Burma . . .	6,014	4,764	3,998	3,779	2,710	2,30,376	1,71,553	1,44,462	1,30,241	90,261
<b>TOTAL</b>	<b>36,005</b>	<b>30,298</b>	<b>25,869</b>	<b>26,770</b>	<b>26,568</b>	<b>12,54,087</b>	<b>10,20,848</b>	<b>8,47,191</b>	<b>8,06,445</b>	<b>7,10,354</b>
<b>Reduced moist (III. E)—</b>	<b>Cwts.</b>	<b>Cwts.</b>	<b>Cwts.</b>	<b>Cwts.</b>	<b>Cwts.</b>					
United Kingdom . . .	6,378	6,129	5,019	6,511	4,697	1,48,029	1,39,324	1,15,711	1,37,672	91,280
Germany . . .	292	2	..	156	194	4,054	42	..	2,617	2,759
Netherlands . . .	388	915	1,285	1,697	1,148	7,479	16,326	21,097	27,659	17,706
Belgium . . .	47	111	..	..	..	812	1,780	..	..	..
Japan . . .	..	45	45	192	60	..	566	485	2,588	561
Other Foreign Countries . .	..	..	..	..	10	..	2	..	..	169
<b>TOTAL FOREIGN COUNTRIES</b>	<b>727</b>	<b>1,078</b>	<b>1,380</b>	<b>2,045</b>	<b>1,412</b>	<b>12,345</b>	<b>18,716</b>	<b>21,582</b>	<b>32,859</b>	<b>21,195</b>
Share of Bengal . . .	2,392	2,509	1,107	1,998	1,137	54,679	47,519	18,077	34,743	18,573
" Bombay . . .	341	75	254	201	50	9,253	1,303	5,680	2,419	466
" Sind . . .	3,312	4,421	4,323	6,019	4,680	94,439	1,04,513	1,07,033	1,25,331	90,088
" Madras . . .	..	..	..	..	77	..	..	..	..	1,417
" Burma . . .	60	197	165	338	105	2,003	4,200	6,443	3,033	1,931
<b>TOTAL</b>	<b>7,105</b>	<b>7,202</b>	<b>6,349</b>	<b>8,556</b>	<b>6,099</b>	<b>1,60,374</b>	<b>1,53,040</b>	<b>1,37,293</b>	<b>1,70,531</b>	<b>1,12,475</b>

No. 13—continued

ARTICLES, AND COUNTRIES OF CONSIGNMENT; ALSO SHARE OF EACH PROVINCE	QUANTITY					VALUE				
	1927-28	1928-29	1929-30	1930-31	1931-32	1927-28	1928-29	1929-30	1930-31	1931-32
						R	R	R		
<i>Paints and Painters' materials— continued</i>										
<i>Paints and Colours—continued</i>										
Other sorts (III. E) (a)—	Cwts.	Cwts.	Cwts.							
United Kingdom . . . . .	168,228	189,131	173,388	—	—	47,05,511	51,20,452	48,33,241	—	—
Ceylon . . . . .	295	166	234	—	—	8,236	6,166	7,524	—	—
Straits Settlements (in- cluding Labuan) . . . . .	320	622	190	—	—	21,466	36,324	19,001	—	—
Hongkong . . . . .	347	645	493	—	—	1,20,732	1,09,782	1,26,466	—	—
Natal . . . . .	44	..	76	—	—	1,111	10	2,017	—	—
Canada— Vid Atlantic Coast . . . . .	..	401	5	—	—	..	8,201	260	—	—
South Australia (including Northern Territory) . . . . .	..	..	9	—	—	..	..	630	—	—
Victoria . . . . .	1	..	..	—	—	185	85	..	—	—
New South Wales . . . . .	..	40	..	—	—	..	1,072	..	—	—
Australian Commonwealth (Total) . . . . .	1	40	5	—	—	185	1,107	630	—	—
Other British Possessions . . . . .	15	9	..	—	—	740	550	11	—	—
<b>TOTAL BRITISH EMPIRE . . . . .</b>	<b>169,250</b>	<b>191,014</b>	<b>174,395</b>	<b>—</b>	<b>—</b>	<b>48,57,931</b>	<b>52,62,592</b>	<b>49,89,150</b>	<b>—</b>	<b>—</b>
Russia—										
Northern Russia . . . . .	..	67	..	—	—	..	1,314	..	—	—
Sweden . . . . .	624	669	1,501	—	—	6,698	6,729	14,430	—	—
Norway . . . . .	..	51	2	—	—	..	1,525	69	—	—
Germany . . . . .	20,678	18,199	16,512	—	—	6,13,733	6,20,209	5,90,085	—	—
Netherlands . . . . .	9,776	11,733	12,464	—	—	1,69,586	2,11,623	2,06,898	—	—
Belgium . . . . .	18,379	26,019	31,484	—	—	2,42,652	3,22,675	4,05,988	—	—
France . . . . .	641	789	1,531	—	—	21,194	28,629	30,900	—	—
Spain . . . . .	618	1,032	703	—	—	4,756	7,586	5,104	—	—
Switzerland . . . . .	205	7	4	—	—	1,337	781	742	—	—
Italy . . . . .	2,526	2,385	4,999	—	—	24,737	22,424	26,257	—	—
Other Native States in Arabia . . . . .	..	..	165	—	—	..	945	4,296	—	—
Persia . . . . .	9,489	11,000	18,393	—	—	44,015	30,708	69,630	—	—
Java . . . . .	..	64	1,330	—	—	..	613	1,400	—	—
China (exclusive of Hong- kong and Macão) . . . . .	129	290	1,658	—	—	54,250	77,161	1,31,708	—	—
Japan . . . . .	831	2,521	864	—	—	24,240	22,622	25,565	—	—
Egypt . . . . .	5,567	..	..	—	—	28,376	..	28	—	—
United States of America—										
Vid Atlantic Coast . . . . .	4,680	7,332	8,482	—	—	8,62,773	4,90,598	4,90,484	—	—
„ Pacific „ . . . . .	2,876	1,081	2,986	—	—	1,14,523	1,12,329	1,47,658	—	—
Other Foreign Countries . . . . .	69	71	84	—	—	1,981	1,214	1,950	—	—
<b>TOTAL FOREIGN COUNTRIES . . . . .</b>	<b>77,083</b>	<b>85,659</b>	<b>103,212</b>	<b>—</b>	<b>—</b>	<b>17,09,906</b>	<b>19,60,180</b>	<b>21,52,132</b>	<b>—</b>	<b>—</b>
Share of Bengal . . . . .	112,400	130,962	144,423	—	—	26,64,167	29,30,402	31,11,135	—	—
„ Bombay . . . . .	79,390	82,294	75,648	—	—	22,16,031	22,97,489	22,62,230	—	—
„ Siaz . . . . .	16,377	22,133	16,331	—	—	4,74,971	6,17,789	4,52,712	—	—
„ Madras . . . . .	21,200	21,359	19,311	—	—	7,27,396	7,23,013	6,99,146	—	—
„ Burma . . . . .	16,966	19,920	21,344	—	—	4,85,322	6,24,079	6,16,009	—	—
<b>TOTAL . . . . .</b>	<b>246,333</b>	<b>276,673</b>	<b>277,607</b>	<b>—</b>	<b>—</b>	<b>65,67,887</b>	<b>72,42,772</b>	<b>71,41,232</b>	<b>—</b>	<b>—</b>

(a) Sub-divided under the heads following from 1930-31.

GENERAL IMPORTS

( 392 )

No. 13—continued

ARTICLES, AND COUNTRIES OF CONSIGNMENT; ALSO SHARE OF EACH PROVINCE.	QUANTITY					VALUE				
	1927-28	1928-29	1929-30	1930-31	1931-32	1927-28	1928-29	1929-30	1930-31	1931-32
<b>Paints and Painter's Materials</b> <i>—continued</i>										
<b>Paints and Colours—continued</b>										
Other sorts—				Cwts.	Cwts.					
White Dry (III. B) (a)—				12,784	13,868	—	—	—	1,04,887	75,598
United Kingdom . . . . .	—	—	—	4	..	—	—	—	162	..
Other British Possessions . . . . .	—	—	—	—	—	—	—	—	—	—
<b>TOTAL BRITISH EMPIRE</b> . . . . .	—	—	—	12,788	13,868	—	—	—	1,05,049	75,598
Germany . . . . .	—	—	—	447	1,504	—	—	—	7,902	3,915
Netherlands . . . . .	—	—	—	373	..	—	—	—	3,231	..
Belgium . . . . .	—	—	—	3,990	4,173	—	—	—	10,131	9,022
Italy . . . . .	—	—	—	1	..	—	—	—	30	..
Japan . . . . .	—	—	—	221	223	—	—	—	2,079	1,991
United States of America— Via Atlantic Coast . . . . .	—	—	—	127	389	—	—	—	4,138	2,265
<b>TOTAL FOREIGN COUNTRIES</b> . . . . .	—	—	—	5,159	6,289	—	—	—	27,561	16,298
<b>Share of Bengal</b> . . . . .	—	—	—	16,356	18,708	—	—	—	94,435	75,381
" Bombay . . . . .	—	—	—	1,258	1,217	—	—	—	27,631	10,399
" Sind . . . . .	—	—	—	25	22	—	—	—	503	344
" Madras . . . . .	—	—	—	198	188	—	—	—	7,778	4,882
" Burma . . . . .	—	—	—	110	22	—	—	—	2,213	335
<b>TOTAL</b> . . . . .	—	—	—	17,947	20,157	—	—	—	1,32,610	91,891
<b>Coloured Dry (III. B) (a)—</b>				Cwts.	Cwts.					
United Kingdom . . . . .	—	—	—	32,323	30,771	—	—	—	10,45,404	8,85,276
Ceylon . . . . .	—	—	—	24	106	—	—	—	947	9,996
Straits Settlements (including Labuan) . . . . .	—	—	—	64	31	—	—	—	12,956	12,371
Hongkong . . . . .	—	—	—	383	36	—	—	—	89,626	21,817
Other British Possessions . . . . .	—	—	—	..	..	—	—	—	57	..
<b>TOTAL BRITISH EMPIRE</b> . . . . .	—	—	—	32,794	31,044	—	—	—	11,48,990	9,29,460
Sweden . . . . .	—	—	—	948	974	—	—	—	8,798	10,029
Germany . . . . .	—	—	—	24,842	20,264	—	—	—	4,20,021	3,80,939
Netherlands . . . . .	—	—	—	3,660	2,945	—	—	—	66,990	46,520
Belgium . . . . .	—	—	—	10,779	8,149	—	—	—	1,13,775	82,881
Luxemburg . . . . .	—	—	—	..	..	—	—	—	1,219	..
France . . . . .	—	—	—	608	430	—	—	—	16,490	17,427
Spain . . . . .	—	—	—	711	47	—	—	—	5,099	256
Switzerland . . . . .	—	—	—	2	10	—	—	—	1,141	978
Italy . . . . .	—	—	—	3,310	2,166	—	—	—	23,487	31,963
Austria . . . . .	—	—	—	64	11	—	—	—	2,063	360
Czechoslovakia . . . . .	—	—	—	..	78	—	—	—	..	1,411
China (exclusive of Hongkong and Macao) . . . . .	—	—	—	231	147	—	—	—	85,936	58,968
Japan . . . . .	—	—	—	1,429	915	—	—	—	19,193	11,065

(a) Separately recorded from 1930-31.

No. 13—continued

ARTICLES, AND COUNTRIES OF CONSIGNMENT; ALSO SHARE OF EACH PROVINCE	QUANTITY					VALUE				
	1927-28	1928-29	1929-30	1930-31	1931-32	1927-28	1928-29	1929-30	1930-31	1931-32
Paints and Painter's Materials— <i>continued</i>									R	R
<i>Paints and Colours—continued</i>										
Other sorts— <i>continued</i>										
Coloured Dry (III. B) (a)— <i>continued</i>										
United States of America—				Cwts.	Cwts.					
<i>Via Atlantic Coast</i>	—	—	—	1,854	1,333	—	—	—	54,554	41,287
" Pacific "	—	—	—	1,055	1	—	—	—	15,304	59
Other Foreign Countries	—	—	—	52	..	—	—	—	1,215	..
<b>TOTAL FOREIGN COUNTRIES</b>	—	—	—	49,545	37,469	—	—	—	8,39,980	6,34,138
Share of Bengal	—	—	—	43,997	35,500	—	—	—	9,59,251	6,74,337
" Bombay	—	—	—	23,778	19,703	—	—	—	5,66,323	4,91,034
" Sind	—	—	—	6,879	4,922	—	—	—	1,70,780	1,53,343
" Madras	—	—	—	5,976	6,835	—	—	—	2,05,011	2,05,718
" Burma	—	—	—	2,609	1,554	—	—	—	37,605	39,166
<b>TOTAL</b>	—	—	—	82,839	68,513	—	—	—	19,88,970	15,63,598
White moist (III. E) (a)—				Cwts.	Cwts.					
United Kingdom	—	—	—	11,228	7,960	—	—	—	2,70,752	1,98,663
Other British Possessions	—	—	—	10	25	—	—	—	400	1,050
<b>TOTAL BRITISH EMPIRE</b>	—	—	—	11,238	7,985	—	—	—	2,71,152	1,99,713
Germany	—	—	—	70	265	—	—	—	2,511	6,078
Netherlands	—	—	—	4,894	2,175	—	—	—	71,509	34,325
Belgium	—	—	—	375	713	—	—	—	2,795	4,060
United States of America—										
<i>Via Atlantic Coast</i>	—	—	—	178	60	—	—	—	9,018	2,768
" Pacific "	—	—	—	149	6	—	—	—	6,852	431
Other Foreign Countries	—	—	—	40	41	—	—	—	959	905
<b>TOTAL FOREIGN COUNTRIES</b>	—	—	—	5,215	3,260	—	—	—	93,644	40,462
Share of Bengal	—	—	—	3,353	1,091	—	—	—	49,767	23,615
" Bombay	—	—	—	3,602	5,318	—	—	—	2,04,920	1,15,412
" Sind	—	—	—	1,333	1,403	—	—	—	24,069	24,414
" Madras	—	—	—	2,863	3,387	—	—	—	79,190	84,325
" Burma	—	—	—	302	46	—	—	—	6,841	1,400
<b>TOTAL</b>	—	—	—	10,453	11,245	—	—	—	1,64,706	2,49,175

(a) Separately recorded from 1930-31.

GENERAL IMPORTS

( 394 )

No. 13—continued

ARTICLES, AND COUNTRIES OF CONSIGNMENT; ALSO SHARE OF EACH PROVINCE	QUANTITY					VALUE.				
	1927-28	1928-29	1929-30	1930-31	1931-32	1927-28	1928-29	1929-30	1930-31	1931-32
Paints and Painter's Materials— continued									R	R
Paints and Colours—continued										
Other sorts—continued										
Coloured moist (III. E) (a)—				Cwts.	Cwts.					
United Kingdom . . . . .	—	—	—	67,232	56,075	—	—	—	21,62,917	16,60,011
Aden and Dependencies . . . . .	—	—	—	..	107	—	—	—	..	2,010
Ceylon . . . . .	—	—	—	123	63	—	—	—	5,250	1,408
Straits Settlements (including Labuan) . . . . .	—	—	—	98	69	—	—	—	2,963	4,380
Other British Possessions . . . . .	—	—	—	3	4	—	—	—	360	313
<b>TOTAL BRITISH EMPIRE</b> . . . . .	—	—	—	<b>67,456</b>	<b>56,318</b>	—	—	—	<b>21,91,490</b>	<b>16,74,122</b>
Sweden . . . . .	—	—	—	211	..	—	—	—	2,201	138
Germany . . . . .	—	—	—	1,189	1,285	—	—	—	64,469	60,409
Netherlands . . . . .	—	—	—	1,974	2,317	—	—	—	37,765	59,385
Belgium . . . . .	—	—	—	258	668	—	—	—	6,750	7,344
France . . . . .	—	—	—	32	..	—	—	—	1,219	209
Italy . . . . .	—	—	—	106	1,018	—	—	—	6,644	25,992
Java . . . . .	—	—	—	82	32	—	—	—	1,605	597
Japan . . . . .	—	—	—	35	313	—	—	—	677	10,303
United States of America—										
Via Atlantic Coast . . . . .	—	—	—	3,166	3,796	—	—	—	2,62,648	1,96,209
" Pacific " . . . . .	—	—	—	1,710	371	—	—	—	73,299	16,433
Other Foreign Countries . . . . .	—	—	—	36	35	—	—	—	1,037	1,296
<b>TOTAL FOREIGN COUNTRIES</b> . . . . .	—	—	—	<b>8,799</b>	<b>9,841</b>	—	—	—	<b>4,58,454</b>	<b>3,78,400</b>
Sare of Bengal . . . . .	—	—	—	23,773	23,081	—	—	—	10,47,094	7,73,793
" Bombay . . . . .	—	—	—	25,009	23,362	—	—	—	3,70,326	7,53,786
" Sind . . . . .	—	—	—	6,335	6,413	—	—	—	1,30,373	1,33,846
" Madras . . . . .	—	—	—	6,140	6,829	—	—	—	2,38,055	1,74,130
" Burma . . . . .	—	—	—	9,898	6,494	—	—	—	3,14,096	1,66,668
<b>TOTAL</b> . . . . .	—	—	—	<b>76,255</b>	<b>66,159</b>	—	—	—	<b>26,49,944</b>	<b>20,52,522</b>

(a) Separately recorded from 1930-31.



No. 13—continued

ARTICLES, AND COUNTRIES OF CONSIGNMENT; ALSO SHARE OF EACH PROVINCE	QUANTITY					VALUE				
	1927-28	1928-29	1929-30	1930-31	1931-32	1927-28	1928-29	1929-30	1930-31	1931-32
						R	R	R	R	R
<i>Faints and Painters' materials— continued</i>										
<i>Paints and Colours—concluded</i>										
<i>Total Paints and Colours (a)—</i>	<i>Cwts.</i>	<i>Cwts.</i>	<i>Cwts.</i>	<i>Cwts.</i>	<i>Cwts.</i>					
United Kingdom . . . . .	291,972	281,820	251,028	188,937	163,886	84,26,210	79,00,996	74,76,609	54,13,631	42,53,424
Aden and Dependencies . . . . .	..	1	..	..	107	..	235	..	..	2,010
Ceylon . . . . .	2,688	7,396	7,236	7,002	4,943	25,208	68,069	70,706	58,485	48,044
Straits Settlements (including Labuan) . . . . .	322	623	290	181	165	21,798	36,355	19,306	16,337	17,482
Hongkong . . . . .	352	645	493	383	80	1,30,946	1,09,782	1,26,466	89,626	21,817
Natal . . . . .	48	..	76	..	..	1,239	10	2,017	4	..
Canada—										
<i>Via Atlantic Coast</i> . . . . .	..	2,038	5	3	4	..	44,088	260	354	307
South Australia including Northern Territory . . . . .	..	..	9	..	..	..	..	630	..	..
Victoria . . . . .	1	..	..	..	..	185	35	..	..	6
New South Wales . . . . .	..	40	..	..	..	..	1,072	..	..	..
<i>Australian Commonwealth (Total)</i> . . . . .	<i>1</i>	<i>40</i>	<i>9</i>	<i>..</i>	<i>..</i>	<i>185</i>	<i>1,107</i>	<i>630</i>	<i>..</i>	<i>6</i>
Other British Possessions . . . . .	16	8	..	..	..	821	815	11	59	..
<b>TOTAL BRITISH EMPIRE . . . . .</b>	<b>295,894</b>	<b>292,671</b>	<b>259,137</b>	<b>196,506</b>	<b>169,191</b>	<b>85,96,402</b>	<b>81,64,957</b>	<b>76,96,006</b>	<b>55,78,496</b>	<b>[48,68,090]</b>
Russia—										
Northern Russia . . . . .	..	67	..	..	..	..	1,814	..	..	..
Norway . . . . .	..	51	2	..	..	..	1,525	69	..	..
Sweden . . . . .	761	669	1,533	1,287	974	9,291	6,729	14,781	13,221	10,167
Denmark . . . . .	3	19	5	42	7	202	781	224	1,012	477
Germany . . . . .	35,690	37,998	97,664	125,059	69,577	9,01,361	8,45,577	10,84,820	10,38,670	7,80,316
Netherlands . . . . .	19,365	14,630	19,423	30,419	20,563	4,34,529	2,79,292	3,51,864	3,25,629	2,17,407
Belgium . . . . .	27,341	30,622	36,114	50,849	19,789	5,51,371	4,02,658	5,13,150	4,29,465	2,39,004
Luxemburg . . . . .	..	..	..	..	..	..	..	..	1,219	..
France . . . . .	392	[1,780	3,634	1,060	5,076	29,546	49,774	73,093	26,452	31,553
Spain . . . . .	618	1,032	763	711	47	4,756	7,586	5,104	5,099	256
Switzerland . . . . .	205	7	4	2	11	1,837	781	747	1,141	1,054
Italy . . . . .	20,758	18,985	17,434	14,332	16,543	4,23,993	2,62,939	1,93,361	1,63,367	1,92,905
Austria . . . . .	675	1,455	1,335	924	55	16,134	34,130	43,301	22,339	1,354
Czechoslovakia . . . . .	..	..	10	40	103	..	..	440	899	2,216
Maskat Territory and Trucial Oman . . . . .	..	37	165	..	..	..	129	4,296	..	..
Other Native States in Arabia . . . . .	..	54	1	29	..	..	1,045	50	760	..
Persia . . . . .	9,439	11,005	18,393	1	..	44,015	31,302	69,680	55	6
China (exclusive of Hong- kong and Macao) . . . . .	129	290	1,653	231	163	54,250	77,161	1,31,708	85,941	59,392
Java . . . . .	..	64	1,330	82	42	..	613	1,400	1,605	692
Japan . . . . .	12,447	14,456	14,137	21,993	24,923	3,40,120	2,32,579	3,33,035	4,08,263	4,03,099
Egypt . . . . .	5,567	..	..	..	1	23,376	..	40	12	109
United States of America—										
<i>Via Atlantic Coast</i> . . . . .	5,901	13,377	16,424	6,624	6,263	4,35,793	6,58,207	7,10,758	3,85,944	2,73,763
" Pacific " . . . . .	2,884	2,984	2,996	2,914	333	1,15,359	1,35,921	1,48,964	95,455	17,092
Other Foreign Countries . . . . .	53	..	39	26	10	1,034	4	874	680	221
<b>TOTAL FOREIGN COUNTRIES . . . . .</b>	<b>142,778</b>	<b>149,282</b>	<b>233,564</b>	<b>256,825</b>	<b>164,535</b>	<b>33,37,067</b>	<b>30,80,597</b>	<b>36,31,709</b>	<b>30,02,228</b>	<b>22,31,033</b>
<i>Share of Bengal</i> . . . . .	<i>213,344</i>	<i>203,369</i>	<i>236,093</i>	<i>171,444</i>	<i>133,290</i>	<i>49,39,352</i>	<i>42,16,642</i>	<i>47,16,343</i>	<i>34,10,462</i>	<i>24,56,342</i>
" Bombay . . . . .	<i>132,652</i>	<i>137,777</i>	<i>125,305</i>	<i>106,207</i>	<i>96,472</i>	<i>33,22,708</i>	<i>37,57,711</i>	<i>35,35,035</i>	<i>27,04,334</i>	<i>23,07,727</i>
" Sind . . . . .	<i>27,069</i>	<i>32,253</i>	<i>27,306</i>	<i>79,374</i>	<i>59,552</i>	<i>9,03,723</i>	<i>9,37,623</i>	<i>8,57,266</i>	<i>8,35,132</i>	<i>7,75,736</i>
" Madras . . . . .	<i>23,927</i>	<i>30,300</i>	<i>27,145</i>	<i>20,410</i>	<i>22,206</i>	<i>10,63,458</i>	<i>10,46,618</i>	<i>10,06,009</i>	<i>6,75,477</i>	<i>6,03,264</i>
" Burma . . . . .	<i>36,130</i>	<i>37,154</i>	<i>76,352</i>	<i>75,196</i>	<i>22,206</i>	<i>12,43,223</i>	<i>12,33,955</i>	<i>12,12,556</i>	<i>9,05,269</i>	<i>5,01,054</i>
<b>TOTAL . . . . .</b>	<b>438,172</b>	<b>441,853</b>	<b>492,701</b>	<b>453,181</b>	<b>333,726</b>	<b>1,19,33,469</b>	<b>1,12,45,554</b>	<b>1,13,77,714</b>	<b>85,30,724</b>	<b>66,49,173</b>

(a) Figures prior to 1930-31 include "Enamels".

GENERAL IMPORTS

( 396 )

No. 13—continued

ARTICLES, AND COUNTRIES OF CONSIGNMENT; ALSO SHARE OF EACH PROVINCE	QUANTITY					VALUE				
	1927-28	1928-29	1929-30	1930-31	1931-32	1927-28	1928-29	1929-30	1930-31	1931-32
<b>Paints and Painters' materials— continued</b>						R	R	R	R	R
<b>Painters' materials (other than paints and colours)— Turpentine— Genuine turpentine (III. E)</b>	Cwts.	Cwts.	Cwts.	Cwts.	Cwts.					
United Kingdom . . . . .	3,451	2,348	2,659	2,253	1,437	1,60,838	90,782	1,05,547	81,290	54,379
Other British Possessions . . . . .	..	..	84	2	2	18	39	936	90	62
<b>TOTAL BRITISH EMPIRE . . . . .</b>	<b>3,451</b>	<b>2,348</b>	<b>2,693</b>	<b>2,255</b>	<b>1,439</b>	<b>1,60,856</b>	<b>90,821</b>	<b>1,06,483</b>	<b>81,380</b>	<b>54,441</b>
Sweden . . . . .	1,695	3,368	2,987	866	425	76,019	94,645	77,817	18,426	9,159
Norway . . . . .	..	218	84	42	..	..	5,030	2,641	1,008	..
Germany . . . . .	675	180	3,594	291	585	29,579	7,662	45,531	6,679	10,977
Netherlands . . . . .	24	..	..	14	..	1,251	17	..	357	..
Austria . . . . .	..	98	..	..	46	..	2,210	..	..	637
United States of America—										
Via Atlantic Coast . . . . .	22	81	95	105	21	876	2,607	2,955	2,900	695
" Pacific " . . . . .	..	60	78	72	39	..	1,534	2,715	2,487	1,501
Other Foreign Countries . . . . .	2	1	1	4	44	133	95	114	132	1,488
<b>TOTAL FOREIGN COUNTRIES . . . . .</b>	<b>2,418</b>	<b>4,001</b>	<b>6,789</b>	<b>1,394</b>	<b>1,160</b>	<b>1,07,858</b>	<b>1,13,800</b>	<b>1,31,773</b>	<b>31,084</b>	<b>24,457</b>
Share of Bengal . . . . .	2,490	3,191	4,681	398	756	1,09,919	92,533	83,127	28,949	21,368
" Bombay . . . . .	1,301	1,751	3,000	1,240	904	65,966	61,743	95,729	33,360	22,381
" Sind . . . . .	194	345	199	131	146	7,308	3,751	5,473	5,104	3,331
" Madras . . . . .	657	434	792	609	293	23,413	17,618	24,792	19,390	11,151
" Burma . . . . .	1,327	628	310	721	500	57,208	23,976	29,135	26,661	19,667
<b>TOTAL . . . . .</b>	<b>5,869</b>	<b>6,349</b>	<b>9,482</b>	<b>3,649</b>	<b>2,599</b>	<b>2,68,714</b>	<b>2,04,621</b>	<b>2,38,256</b>	<b>1,13,364</b>	<b>78,898</b>
<b>Turpentine substitute (III. E)</b>										
United Kingdom . . . . .	2,591	2,008	2,502	2,079	2,139	53,966	39,910	44,356	39,159	36,360
Ceylon . . . . .	..	2	..	..	..	..	55	..	..	..
Straits Settlements (including Labuan) . . . . .	1,709	105	..	..	..	26,916	3,049	..	..	..
<b>TOTAL BRITISH EMPIRE . . . . .</b>	<b>4,300</b>	<b>2,110</b>	<b>2,502</b>	<b>2,079</b>	<b>2,139</b>	<b>80,882</b>	<b>43,014</b>	<b>44,356</b>	<b>39,159</b>	<b>36,360</b>
United States of America—										
Via Atlantic Coast . . . . .	214	339	428	19	..	6,811	10,888	12,064	595	2
" Pacific " . . . . .	10	..	2	..	51	110	..	20	..	1,685
Other Foreign Countries . . . . .	141	69	39	10	..	765	2,225	702	236	..
<b>TOTAL FOREIGN COUNTRIES . . . . .</b>	<b>365</b>	<b>408</b>	<b>469</b>	<b>29</b>	<b>51</b>	<b>7,686</b>	<b>13,113</b>	<b>12,786</b>	<b>831</b>	<b>1,687</b>
Share of Bengal . . . . .	173	108	232	239	144	3,450	2,408	4,648	4,367	2,762
" Bombay . . . . .	3,628	1,606	2,129	1,167	1,546	69,232	34,732	39,724	20,366	25,197
" Sind . . . . .	594	611	434	384	359	12,023	13,965	9,103	7,608	6,354
" Madras . . . . .	372	176	148	265	131	3,308	4,462	3,136	5,363	3,541
" Burma . . . . .	..	17	33	63	10	..	562	431	1,235	193
<b>TOTAL . . . . .</b>	<b>4,665</b>	<b>2,518</b>	<b>2,971</b>	<b>2,108</b>	<b>2,240</b>	<b>88,568</b>	<b>56,127</b>	<b>57,142</b>	<b>39,990</b>	<b>38,047</b>

No. 13—continued

ARTICLES, AND COUNTRIES OF CONSIGNMENT; ALSO SHARE OF EACH PROVINCE	QUANTITY					VALUE				
	1927-28	1928-29	1929-30	1930-31	1931-32	1927-28	1928-29	1929-30	1930-31	1931-32
				Cwts.	Cwts.				R	R
<b>Paints and Painters' Materials— continued</b>										
<b>Painters' Materials (other than paints and colours)— continued</b>										
Varnishes—										
Enamels (III. E) (a)—										
United Kingdom . . . . .	—	—	—	4,490	2,621	—	—	—	2,51,026	1,44,809
Ceylon . . . . .	—	—	—	9	10	—	—	—	986	1,418
Other British Possessions . . . . .	—	—	—	1	9	—	—	—	52	491
<b>TOTAL BRITISH EMPIRE</b>	—	—	—	4,500	2,640	—	—	—	2,52,664	1,46,718
Germany . . . . .	—	—	—	251	197	—	—	—	20,754	11,492
Netherlands . . . . .	—	—	—	128	204	—	—	—	8,687	10,933
Japan . . . . .	—	—	—	415	145	—	—	—	19,107	8,028
United States of America—										
<i>Via Atlantic Coast</i> . . . . .	—	—	—	1,071	277	—	—	—	91,422	22,207
<i>" Pacific "</i> . . . . .	—	—	—	21	10	—	—	—	1,068	718
Other Foreign Countries . . . . .	—	—	—	9	8	—	—	—	704	212
<b>TOTAL FOREIGN COUNTRIES</b>	—	—	—	1,895	836	—	—	—	1,42,642	63,650
<i>Share of Bengal</i> . . . . .	—	—	—	968	197	—	—	—	81,708	12,958
<i>" Bombay</i> . . . . .	—	—	—	108	5	—	—	—	7,057	282
<i>" Sind</i> . . . . .	—	—	—	1,857	1,221	—	—	—	63,269	37,379
<i>" Madras</i> . . . . .	—	—	—	1,410	893	—	—	—	1,14,990	75,740
<i>" Burma</i> . . . . .	—	—	—	2,052	1,160	—	—	—	1,38,282	73,508
<b>TOTAL</b>	—	—	—	6,395	3,476	—	—	—	3,95,306	2,00,868
<b>Laacquers (III. E) (b)—</b>										
United Kingdom . . . . .	—	—	—	386	46	—	—	—	22,595	4,080
Canada—										
<i>Via Atlantic Coast</i> . . . . .	—	—	—	..	..	—	—	—	81	20
<b>TOTAL BRITISH EMPIRE</b>	—	—	—	386	46	—	—	—	22,676	4,056
Germany . . . . .	—	—	—	210	51	—	—	—	8,004	5,275
Netherlands . . . . .	—	—	—	45	..	—	—	—	1,495	..
Belgium . . . . .	—	—	—	133	..	—	—	—	4,069	..
United States of America—										
<i>Via Atlantic Coast</i> . . . . .	—	—	—	61	16	—	—	—	5,083	2,661
<i>" Pacific "</i> . . . . .	—	—	—	..	..	—	—	—	21	5
Other Foreign Countries . . . . .	—	—	—	4	..	—	—	—	420	..
<b>TOTAL FOREIGN COUNTRIES</b>	—	—	—	453	67	—	—	—	10,992	7,941

(a) Shown under "Paints and Colours" prior to 1930-31.

(b) Separately recorded from 1930-31.

GENERAL IMPORTS

( 398 )

No. 13—continued

ARTICLES, AND COUNTRIES OF CONSIGNMENT; ALSO SHARE OF EACH PROVINCE	QUANTITY					VALUE				
	1927-28	1928-29	1929-30	1930-31 Cwts.	1931-32 Cwts.	1927-28	1928-29	1929-30	1930-31 R	1931-32 R
<b>Paints and Painters' Materials— continued</b>										
<i>Painters' Materials (other than paints and colours)— continued</i>										
<i>Varnishes—contd.</i>										
<i>Lacquers (III. E) (a)—</i>										
<i>Share of Bengal . . . . .</i>	—	—	—	87	39	—	—	—	7,409	4,206
<i>„ Bombay . . . . .</i>	—	—	—	43	30	—	—	—	3,131	2,162
<i>„ Sind . . . . .</i>	—	—	—	695	8	—	—	—	29,093	1,100
<i>„ Madras . . . . .</i>	—	—	—	4	34	—	—	—	681	4,153
<i>„ Burma . . . . .</i>	—	—	—	10	2	—	—	—	1,454	376
<b>TOTAL</b>	—	—	—	839	118	—	—	—	41,768	11,997
<b>Other kinds (III. E) (a)—</b>										
<i>United Kingdom . . . . .</i>	—	—	—	22,864	10,591	—	—	—	11,70,775	9,89,806
<i>Straits Settlements (includ- ing Labuan). . . . .</i>	—	—	—	89	14	—	—	—	2,105	801
<i>Hong-Kong . . . . .</i>	—	—	—	125	108	—	—	—	4,065	2,828
<i>Canada via Atlantic Coast . . . . .</i>	—	—	—	25	91	—	—	—	591	2,508
<i>Other British Possessions . . . . .</i>	—	—	—	10	2	—	—	—	1,154	77
<b>TOTAL BRITISH EMPIRE</b>	—	—	—	23,063	10,806	—	—	—	11,78,600	9,96,020
<i>Germany . . . . .</i>	—	—	—	1,632	1,919	—	—	—	66,745	76,717
<i>Netherlands . . . . .</i>	—	—	—	994	1,310	—	—	—	37,648	48,190
<i>Belgium . . . . .</i>	—	—	—	327	1,270	—	—	—	10,848	42,219
<i>China (exclusive of Hong- Kong and Macao). . . . .</i>	—	—	—	46	3	—	—	—	1,212	216
<i>United States of America—</i>										
<i>  Via Atlantic Coast . . . . .</i>	—	—	—	795	446	—	—	—	55,062	89,140
<i>  „ Pacific „ . . . . .</i>	—	—	—	21	9	—	—	—	1,616	1,357
<i>Other Foreign Countries . . . . .</i>	—	—	—	31	23	—	—	—	1,504	1,464
<b>TOTAL FOREIGN COUNTRIES</b>	—	—	—	3,846	4,080	—	—	—	1,74,635	2,09,303
<i>Share of Bengal . . . . .</i>	—	—	—	8,713	6,479	—	—	—	4,30,664	3,12,186
<i>„ Bombay . . . . .</i>	—	—	—	6,085	6,665	—	—	—	3,57,101	3,04,021
<i>„ Sind . . . . .</i>	—	—	—	4,535	6,004	—	—	—	2,18,690	2,74,162
<i>„ Madras . . . . .</i>	—	—	—	4,708	3,334	—	—	—	2,33,444	1,91,430
<i>„ Burma . . . . .</i>	—	—	—	2,868	1,304	—	—	—	1,13,426	63,434
<b>TOTAL</b>	—	—	—	26,909	24,786	—	—	—	18,53,325	12,05,323

(a) Separately recorded from 1930-31.

No. 13—continued

ARTICLES, AND COUNTRIES OF CONSIGNMENT; ALSO SHARE OF EACH PROVINCE	QUANTITY					VALUE				
	1927-28	1928-29	1929-30	1930-31	1931-32	1927-28	1928-29	1929-30	1930-31	1931-32
						R	R	R	R	R
<i>Paints and Painters' materials— continued</i>										
<i>Total Varnish (III. E)—(a)</i>	<i>Cwts.</i>	<i>Cwts.</i>	<i>Cwts.</i>	<i>Cwts.</i>	<i>Cwts.</i>					
United Kingdom . . . . .	35,014	28,786	31,831	27,740	22,258	19,84,210	17,35,698	18,06,202	14,44,996	11,38,651
Ceylon . . . . .	10	25	5	18	12	640	1,687	407	1,742	1,495
Straits Settlements (in- cluding Labuan) . . . . .	42	28	42	40	23	3,438	2,296	1,630	2,157	1,292
Hongkong . . . . .	167	178	378	125	108	5,036	5,672	7,017	4,065	2,828
Canada via Atlantic Coast	1	16	39	25	91	28	440	799	678	2,523
Other British Possessions	1	..	2	1	..	58	20	83	392	..
<b>TOTAL BRITISH EMPIRE . . . . .</b>	<b>35,235</b>	<b>29,038</b>	<b>32,297</b>	<b>27,949</b>	<b>22,492</b>	<b>19,98,419</b>	<b>17,45,815</b>	<b>18,16,188</b>	<b>14,54,030</b>	<b>11,46,794</b>
Germany . . . . .	2,537	2,526	2,244	2,093	2,187	1,19,085	1,14,569	1,02,394	95,503	98,484
Netherlands . . . . .	853	970	1,049	1,167	1,514	31,361	33,986	42,802	47,380	59,123
Belgium . . . . .	179	460	336	469	1,278	7,445	19,367	13,903	15,620	42,346
Austria . . . . .	65	..	..	..	..	1,610	6	..	..	..
China (exclusive of Hong- kong and Macao) . . . . .	2	2	25	50	3	75	210	4,535	1,622	216
Japan . . . . .	1	2	16	442	156	70	275	771	19,899	8,535
United States of America—										
Via Atlantic Coast . . . . .	1,953	1,259	1,200	1,927	739	1,51,394	92,070	88,869	1,51,567	64,063
" Pacific " . . . . .	59	134	18	42	19	4,399	14,851	1,017	3,605	2,080
Other Foreign Countries . . . . .	9	8	14	4	12	1,421	465	1,084	723	1,042
<b>TOTAL FOREIGN COUNTRIES . . . . .</b>	<b>5,658</b>	<b>5,356</b>	<b>4,902</b>	<b>6,194</b>	<b>5,888</b>	<b>3,16,810</b>	<b>2,87,799</b>	<b>2,58,866</b>	<b>3,35,369</b>	<b>2,70,894</b>
Share of Bengal . . . . .	15,136	9,927	10,452	9,768	6,716	7,41,721	5,30,066	6,21,423	5,19,731	3,29,351
" Bombay . . . . .	11,437	11,594	11,039	6,226	6,700	3,24,069	7,61,603	6,76,638	3,67,289	3,66,466
" Sind . . . . .	6,013	5,463	6,362	7,037	7,233	3,17,379	2,77,135	3,12,033	3,01,052	3,13,131
" Madras . . . . .	4,846	5,184	6,231	6,122	4,761	2,69,075	2,79,320	3,25,238	3,49,115	2,71,373
" Burma . . . . .	3,456	3,121	3,065	4,930	2,966	1,57,935	1,35,590	1,34,161	2,53,162	1,37,363
<b>TOTAL . . . . .</b>	<b>40,893</b>	<b>34,389</b>	<b>37,199</b>	<b>34,143</b>	<b>28,375</b>	<b>23,10,229</b>	<b>20,33,614</b>	<b>20,69,503</b>	<b>17,90,399</b>	<b>14,17,683</b>

(a) Includes "enamels" from 1930-31.

GENERAL IMPORTS

( 400 )

No. 13—continued

ARTICLES, AND COUNTRIES OF CONSIGNMENT; ALSO SHARE OF EACH PROVINCE	QUANTITY					VALUE				
	1927-28	1928-29	1929-30	1930-31	1931-32	1927-28	1928-29	1929-30	1930-31	1931-32
						R	R	R	R	R
<i>Paints and Painters' materials— continued</i>										
<i>Painters' materials (other than paints and colours)—contd.</i>										
Other kinds (III. E)— United Kingdom . . . . .	—	—	—	—	—	5,04,121	6,28,820	5,05,095	4,48,580	3,82,340
Aden and Dependencies . . . . .	—	—	—	—	—	2,206	1,608	4,057	761	..
Ceylon . . . . .	—	—	—	—	—	51,128	4,783	4,558	297	1,640
Straits Settlements (includ- ing Labuan) . . . . .	—	—	—	—	—	472	294	5	1,282	..
Hongkong . . . . .	—	—	—	—	—	..	..	90	..	..
Canada— Vid Atlantic Coast . . . . .	—	—	—	—	—	510	2,008	69	0	..
Other British Possessions . . . . .	—	—	—	—	—	87	261	295	..	42
<b>TOTAL BRITISH EMPIRE . . . . .</b>						<b>6,48,519</b>	<b>6,37,774</b>	<b>5,74,169</b>	<b>4,50,876</b>	<b>3,84,022</b>
Sweden . . . . .	—	—	—	—	—	519	7,552	982	897	301
Germany . . . . .	—	—	—	—	—	40,284	35,808	53,900	39,893	50,417
Netherlands . . . . .	—	—	—	—	—	9,041	15,310	32,983	6,851	1,781
Belgium . . . . .	—	—	—	—	—	28,473	29,093	42,539	40,153	43,356
France . . . . .	—	—	—	—	—	10,026	31,234	31,693	29,270	16,093
Switzerland . . . . .	—	—	—	—	—	..	690	1,677	1,985	2,925
Italy . . . . .	—	—	—	—	—	27,658	20,166	20,575	29,776	22,045
Austria . . . . .	—	—	—	—	—	5,310	1,690	3,200	279	2,746
Turkey, European . . . . .	—	—	—	—	—	..	..	1,141	..	..
Muskat Territory and Trucial Oman . . . . .	—	—	—	—	—	30,790	34,641	38,341	15,094	4,041
Other Native States in Arabia	—	—	—	—	—	16,482	4,787	18,843	16,531	2,236
Persia . . . . .	—	—	—	—	—	2,344	5,988	1,463	344	1,104
Java . . . . .	—	—	—	—	—	..	..	2,677	..	28
Japan . . . . .	—	—	—	—	—	92	7,063	1,392	1,893	825
Italian East Africa (Somal- land and Eritrea) . . . . .	—	—	—	—	—	1,501	3,480	3,051	538	370
United States of America— Vid Atlantic Coast . . . . .	—	—	—	—	—	5,521	43,148	80,059	48,967	36,881
„ Pacific „ . . . . .	—	—	—	—	—	..	382	1,902	337	..
Other Foreign Countries . . . . .	—	—	—	—	—	673	1,997	1,739	356	124
<b>TOTAL FOREIGN COUNTRIES . . . . .</b>						<b>1,79,374</b>	<b>2,42,029</b>	<b>3,38,172</b>	<b>2,38,214</b>	<b>1,85,273</b>
Share of Bengal . . . . .	—	—	—	—	—	2,34,298	1,74,128	1,25,590	89,533	91,617
„ Bombay . . . . .	—	—	—	—	—	4,20,396	5,07,330	5,90,270	3,78,398	3,30,079
„ Sind . . . . .	—	—	—	—	—	66,923	82,967	93,607	73,732	71,059
„ Madras . . . . .	—	—	—	—	—	64,117	69,595	72,393	1,05,056	51,226
„ Burma . . . . .	—	—	—	—	—	42,159	45,783	30,581	37,321	25,314
<b>TOTAL . . . . .</b>						<b>8,27,893</b>	<b>8,70,803</b>	<b>9,12,341</b>	<b>6,84,090</b>	<b>5,69,295</b>
<i>Total value of Painters' materials (other than paints and colours)—(a)</i>										
United Kingdom . . . . .	—	—	—	—	—	27,93,144	24,95,210	25,21,200	20,14,025	16,11,730
Aden and Dependencies . . . . .	—	—	—	—	—	2,206	1,620	4,057	761	30
Ceylon . . . . .	—	—	—	—	—	51,771	6,544	5,022	2,030	3,155
Straits Settlements (including Labuan) . . . . .	—	—	—	—	—	30,836	5,659	1,655	3,438	1,304
Hongkong . . . . .	—	—	—	—	—	5,036	5,672	7,107	4,085	2,823
Canada— Vid Atlantic Coast . . . . .	—	—	—	—	—	538	2,448	863	678	2,528
Other British Possessions . . . . .	—	—	—	—	—	145	271	1,237	398	42
<b>TOTAL BRITISH EMPIRE . . . . .</b>						<b>28,83,676</b>	<b>25,17,424</b>	<b>25,41,146</b>	<b>20,25,446</b>	<b>16,21,617</b>
Sweden . . . . .	—	—	—	—	—	76,009	1,02,752	79,154	19,941	9,560
Norway . . . . .	—	—	—	—	—	..	5,030	2,641	1,023	..
Denmark . . . . .	—	—	—	—	—	..	..	..	..	56
Germany . . . . .	—	—	—	—	—	1,38,898	1,58,948	2,01,815	1,42,075	1,54,373
Netherlands . . . . .	—	—	—	—	—	41,653	54,313	75,765	55,038	60,904
Belgium . . . . .	—	—	—	—	—	35,918	48,480	56,789	55,773	85,702
France . . . . .	—	—	—	—	—	11,498	32,362	32,533	29,445	16,900
Switzerland . . . . .	—	—	—	—	—	2	397	1,707	1,985	2,925
Italy . . . . .	—	—	—	—	—	28,136	20,166	20,615	29,776	22,763
Austria . . . . .	—	—	—	—	—	6,920	3,906	3,200	270	3,398

(a) Includes "enamels" from 1930-31.

No. 13—continued

ARTICLES, AND COUNTRIES OF CONSIGNMENT; ALSO SHARE OF EACH PROVINCE	QUANTITY					VALUE				
	1927-28	1928-29	1929-30	1930-31	1931-32	1927-28	1928-29	1929-30	1930-31	1931-32
						R	R	R	R	R
<i>Paints and Painters' materials— continued</i>										
<i>Painters' materials (other than paints and colours)— concluded</i>										
<i>Total value of Painters' materials (other than paints and colours) (a)— contd.</i>										
Turkey European . . . . .	—	—	—	—	—	..	..	1,141	..	..
Maskat Territory and Trucial Oman . . . . .	—	—	—	—	—	30,790	34,641	33,341	15,084	4,041
Other Native States in Arabia	—	—	—	—	—	16,482	4,835	18,913	16,555	2,236
Persia . . . . .	—	—	—	—	—	2,344	5,988	1,468	344	1,104
Java . . . . .	—	—	—	—	—	82	109	2,865	252	100
China (exclusive of Hongkong and Macao) . . . . .	—	—	—	—	—	75	210	5,506	1,671	218
Japan . . . . .	—	—	—	—	—	162	7,367	2,163	21,802	10,145
Italian East Africa (Somal- land and Eritrea) . . . . .	—	—	—	—	—	1,611	3,480	3,081	588	370
United States of America— Vid Atlantic Coast . . . . .	—	—	—	—	—	1,64,608	1,55,713	1,81,947	2,04,029	1,01,045
" Pacific " . . . . .	—	—	—	—	—	4,509	16,767	5,654	6,429	5,266
Other Foreign Countries . . . . .	—	—	—	—	—	1,596	2,013	778	299	104
<b>TOTAL FOREIGN COUNTRIES.</b>	—	—	—	—	—	<b>6,11,728</b>	<b>6,56,741</b>	<b>7,36,086</b>	<b>6,02,398</b>	<b>4,82,311</b>
<i>Share of Bengal . . . . .</i>	—	—	—	—	—	<i>10,89,388</i>	<i>8,49,133</i>	<i>8,34,793</i>	<i>6,43,130</i>	<i>4,45,098</i>
" Bombay . . . . .	—	—	—	—	—	<i>13,79,713</i>	<i>13,65,408</i>	<i>14,02,261</i>	<i>7,99,913</i>	<i>7,44,622</i>
" Sind . . . . .	—	—	—	—	—	<i>4,03,538</i>	<i>8,82,818</i>	<i>4,30,171</i>	<i>3,87,496</i>	<i>3,94,375</i>
" Madras . . . . .	—	—	—	—	—	<i>3,65,413</i>	<i>3,70,895</i>	<i>4,25,659</i>	<i>4,78,824</i>	<i>3,37,291</i>
" Burma . . . . .	—	—	—	—	—	<i>2,57,352</i>	<i>2,05,911</i>	<i>1,94,353</i>	<i>3,18,430</i>	<i>1,82,542</i>
<b>TOTAL</b>	—	—	—	—	—	<b>84,95,404</b>	<b>81,74,165</b>	<b>82,77,242</b>	<b>20,27,843</b>	<b>21,03,928</b>
<i>Total value of Paints and Painters' materials—</i>										
United Kingdom . . . . .	—	—	—	—	—	1,12,19,354	1,04,02,206	99,97,809	74,27,656	58,95,154
Aden and Dependencies . . . . .	—	—	—	—	—	2,206	1,855	4,057	761	2,040
Ceylon . . . . .	—	—	—	—	—	76,979	72,813	75,728	60,505	46,199
Straits Settlements (includ- ing Labuan) . . . . .	—	—	—	—	—	52,629	42,014	20,961	19,775	18,780
Hongkong . . . . .	—	—	—	—	—	1,25,982	1,15,454	1,33,573	93,691	24,045
Natal . . . . .	—	—	—	—	—	1,287	10	2,489	4	10
Canada—										
Vid Atlantic Coast . . . . .	—	—	—	—	—	538	46,536	1,128	1,032	2,835
South Australia (including Northern Territory) . . . . .	—	—	—	—	—	..	..	705	..	..
Victoria . . . . .	—	—	—	—	—	185	35	..	398	6
New South Wales . . . . .	—	—	—	—	—	..	1,072	395	..	..
Australian Commonwealth (Total) . . . . .	—	—	—	—	—	185	1,107	1,100	398	6
Other British Possessions . . . . .	—	—	—	—	—	918	586	306	59	32
<b>TOTAL BRITISH EMPIRE</b>	—	—	—	—	—	<b>1,14,80,078</b>	<b>1,06,82,331</b>	<b>1,02,37,151</b>	<b>76,03,941</b>	<b>59,89,707</b>
Russia—										
Northern Russia . . . . .	—	—	—	—	—	..	1,814	..	..	..
Sweden . . . . .	—	—	—	—	—	85,900	1,09,481	93,935	33,162	19,727
Norway . . . . .	—	—	—	—	—	..	6,555	2,710	1,023	..
Denmark . . . . .	—	—	—	—	—	202	781	224	1,012	538
Germany . . . . .	—	—	—	—	—	10,90,259	10,04,525	12,86,635	11,75,745	9,85,194
Netherlands . . . . .	—	—	—	—	—	4,76,182	3,33,605	4,27,629	3,80,667	2,78,311
Belgium . . . . .	—	—	—	—	—	5,87,739	4,51,118	5,89,939	4,85,238	3,24,706
Luxemburg . . . . .	—	—	—	—	—	..	..	..	1,219	..
France . . . . .	—	—	—	—	—	41,044	136	1,05,626	55,897	98,453
Spain . . . . .	—	—	—	—	—	4,931	7,586	5,104	5,099	256
Switzerland . . . . .	—	—	—	—	—	1,759	1,478	2,454	3,126	3,979
Italy . . . . .	—	—	—	—	—	4,52,129	2,83,155	2,18,976	1,93,143	2,15,673
Austria . . . . .	—	—	—	—	—	28,054	38,086	46,501	22,618	4,787
Czechoslovakia . . . . .	—	—	—	—	—	126	327	916	899	2,217
Turkey, European . . . . .	—	—	—	—	—	..	..	1,141	..	..

(a) Includes "enamels" from 1930-31.

GENERAL IMPORTS

( 402 )

No. 13—continued

ARTICLES, AND COUNTRIES OF CONSIGNMENT; ALSO SHARE OF EACH PROVINCE	QUANTITY					VALUE				
	1927-28	1928-29	1929-30	1930-31	1931-32	1927-28	1928-29	1929-30	1930-31	1931-32
						R	R	R	R	R
<i>Paints and Painters' materials— continued</i>										
<i>Total value of Paints and Painter's materials—contd.</i>										
Maskat Territory and Tru- cial Oman . . . . .	—	—	—	—	—	30,790	34,770	42,687	15,094	4,041
Other Na'tive States in Arabia . . . . .	—	—	—	—	—	16,482	5,880	18,063	17,315	2,236
Persia . . . . .	—	—	—	—	—	46,359	37,290	71,098	399	1,110
Java . . . . .	—	—	—	—	—	83	722	4,265	1,857	708
China (exclusive of Hong- kong and Macao) . . . . .	—	—	—	—	—	54,325	77,371	1,37,214	87,612	59,610
Japan . . . . .	—	—	—	—	—	3,40,282	2,89,946	3,35,218	4,30,065	4,13,244
Egypt . . . . .	—	—	—	—	—	23,376	..	48	126	156
Italian East Africa (Somal- land and Eritrea) . . . . .	—	—	—	—	—	2,595	3,480	3,091	588	370
United States of America— Via Atlantic Coast . . . . .	—	—	—	—	—	6,00,395	8,13,920	8,92,705	5,89,978	3,75,409
„ Pacific „ . . . . .	—	—	—	—	—	1,19,863	1,52,688	1,54,618	1,01,884	22,358
Other Foreign Countries . . . . .	—	—	—	—	—	865	674	1,168	865	276
<b>TOTAL FOREIGN COUNTRIES.</b>	—	—	—	—	—	<b>39,08,795</b>	<b>37,37,338</b>	<b>44,17,805</b>	<b>36,04,626</b>	<b>27,63,394</b>
<i>Share of Bengal</i>	—	—	—	—	—	<i>60,28,740</i>	<i>50,65,775</i>	<i>55,51,641</i>	<i>40,53,642</i>	<i>29,01,440</i>
„ Bombay . . . . .	—	—	—	—	—	<i>52,03,421</i>	<i>51,23,119</i>	<i>49,37,296</i>	<i>35,04,227</i>	<i>30,52,319</i>
„ Sind . . . . .	—	—	—	—	—	<i>13,07,261</i>	<i>13,20,446</i>	<i>12,77,437</i>	<i>12,72,628</i>	<i>11,70,161</i>
„ Madras . . . . .	—	—	—	—	—	<i>14,23,871</i>	<i>14,17,513</i>	<i>14,31,668</i>	<i>11,54,301</i>	<i>9,45,555</i>
„ Burma . . . . .	—	—	—	—	—	<i>15,05,580</i>	<i>14,92,866</i>	<i>14,08,914</i>	<i>12,23,699</i>	<i>6,32,596</i>
<b>TOTAL</b>	—	—	—	—	—	<b>1,54,78,878</b>	<b>1,44,19,719</b>	<b>1,46,54,956</b>	<b>1,12,08,567</b>	<b>87,53,101</b>
<i>Paper and Pasteboard—</i>										
<i>Paper—</i>										
Packing Paper (III. M)— United Kingdom . . . . .	Cwts. 22,170	Cwts. 16,986	Cwts. 15,309	Cwts. 16,972	Cwts. 20,199	5,74,521	4,67,766	4,13,616	4,11,316	4,48,332
Straits Settlements (includ- ing Labuan) . . . . .	389	375	240	141	219	16,820	14,398	7,661	3,374	9,655
Hongkong . . . . .	431	598	306	358	332	8,482	15,420	5,832	10,243	13,550
Queensland . . . . .	61	..	..	..	..	1,037	..	..	..	..
Australian Commonwealth (Total) . . . . .	61	..	..	..	..	1,037	..	..	..	..
Other British Possessions . . . . .	16	25	10	8	..	226	661	189	318	..
<b>TOTAL BRITISH EMPIRE</b>	<b>23,067</b>	<b>17,984</b>	<b>15,865</b>	<b>17,979</b>	<b>21,250</b>	<b>6,01,086</b>	<b>4,98,245</b>	<b>4,27,318</b>	<b>4,32,251</b>	<b>4,71,537</b>
<i>Russia—</i>										
Northern Russia . . . . .	145	1,388	453	202	181	1,678	22,845	5,176	3,250	3,100
Finland . . . . .	4,963	5,180	7,219	4,031	3,088	74,926	71,537	80,501	51,011	35,835
Esthonia . . . . .	80	176	372	617	124	1,487	3,143	4,907	9,735	2,002
Latvia . . . . .	8,637	1,302	2,259	438	236	1,32,302	20,626	33,301	7,165	3,302
Sweden . . . . .	91,991	67,540	106,424	105,092	90,640	17,27,026	11,71,758	18,60,650	17,17,429	13,44,737
Norway . . . . .	16,306	9,245	10,195	13,039	8,247	3,25,990	2,09,226	2,05,681	2,34,469	1,18,706
Denmark . . . . .	4	160	204	107	21	227	1,838	3,924	1,463	377
Poland (including Dantzg)	244	..	..	..	133	3,882	..	..	..	1,474
Germany . . . . .	53,287	61,605	65,490	38,406	33,412	12,20,404	10,69,714	10,59,974	5,26,258	4,41,665
Netherlands . . . . .	15,804	19,701	19,966	10,958	9,879	2,20,487	2,75,703	2,63,727	2,39,141	1,23,431
Belgium . . . . .	7,260	5,833	5,114	4,324	3,036	1,37,654	1,31,485	1,16,313	67,429	62,624
France . . . . .	91	132	327	162	279	4,330	5,702	6,753	6,312	4,578
Spain . . . . .	163	..	..	..	15	3,339	..	..	..	410
Switzerland . . . . .	218	30	21	37	149	4,394	591	719	702	3,047
Italy . . . . .	4,944	4,651	5,453	1,330	2,200	74,863	70,407	80,957	25,661	45,678
Austria . . . . .	11,707	24,818	29,103	18,077	16,122	2,03,787	4,47,741	4,69,097	2,65,857	2,47,734
Hungary . . . . .	..	56	606	387	98	..	1,775	11,317	6,180	1,374
Czechoslovakia . . . . .	4,872	6,405	15,267	14,095	14,431	96,792	1,18,720	2,43,602	2,08,971	1,98,213
Java . . . . .	..	494	..	..	..	..	7,425	..	..	1
China (exclusive of Hong- kong and Macao) . . . . .	320	700	364	113	101	24,598	49,505	23,310	5,121	6,010
Japan . . . . .	1,974	1,624	1,630	750	337	53,783	39,703	40,858	19,595	12,035
United States of America— Via Atlantic Coast . . . . .	107	129	451	1,191	625	4,971	3,778	13,337	24,864	12,900
„ Pacific „ . . . . .	..	18	67	17	..	..	785	2,351	689	..
Other Foreign Countries . . . . .	..	..	..	..	7	..	..	2	2	56
<b>TOTAL FOREIGN COUNTRIES</b>	<b>228,172</b>	<b>210,593</b>	<b>270,935</b>	<b>213,379</b>	<b>183,571</b>	<b>43,16,920</b>	<b>37,24,007</b>	<b>45,31,916</b>	<b>34,21,804</b>	<b>26,69,479</b>



No. 13—continued

ARTICLES, AND COUNTRIES OF CONSIGNMENT; ALSO SHARE OF EACH PROVINCE	QUANTITY					VALUE				
	1927-28	1928-29	1929-30	1930-31	1931-32	1927-28	1928-29	1929-30	1930-31	1931-32
						R	R	R	R	R
<b>Paper and Pasteboard—continued</b>										
<b>Paper—continued</b>										
<b>Packing Paper (III M)—continued.</b>	<b>Cwts.</b>	<b>Cwts.</b>	<b>Cwts.</b>	<b>Cwts.</b>	<b>Cwts.</b>					
Share of Bengal . . . . .	61,988	72,416	92,941	76,707	65,699	11,09,537	12,74,105	16,33,538	12,94,140	10,56,963
" Bombay . . . . .	128,275	111,059	124,676	107,871	98,497	28,54,592	22,24,799	21,92,497	18,64,592	14,88,501
" Sind . . . . .	3,433	6,289	11,404	7,223	9,906	55,191	1,12,799	1,95,319	1,22,772	1,47,971
" Madras . . . . .	24,540	20,853	27,202	17,765	19,048	4,00,258	3,27,867	4,14,013	2,66,827	2,55,801
" Burma . . . . .	27,955	17,910	30,627	21,792	11,671	4,93,428	2,32,632	4,63,862	3,16,724	1,81,780
<b>TOTAL</b>	<b>246,239</b>	<b>228,527</b>	<b>286,850</b>	<b>231,368</b>	<b>204,821</b>	<b>49,18,006</b>	<b>42,22,252</b>	<b>49,59,234</b>	<b>38,54,055</b>	<b>31,31,016</b>
<b>Printing paper—</b>										
<b>News printing (III. M)—</b>	<b>Cwts.</b>	<b>Cwts.</b>	<b>Cwts.</b>	<b>Cwts.</b>	<b>Cwts.</b>					
United Kingdom . . . . .	20,708	13,921	9,340	10,920	6,550	3,05,341	1,83,394	1,28,957	1,41,860	70,172
Straits Settlements (including Labuan) . . . . .	..	..	93	..	..	..	..	4,350	..	..
Malta and Gozo . . . . .	..	53	..	..	..	..	658	..	..	..
<b>TOTAL BRITISH EMPIRE</b>	<b>20,708</b>	<b>13,974</b>	<b>9,433</b>	<b>10,920</b>	<b>6,550</b>	<b>3,05,341</b>	<b>1,84,052</b>	<b>1,33,307</b>	<b>1,41,860</b>	<b>70,172</b>
Northern Russia . . . . .	..	..	..	..	186	..	..	..	..	1,800
Finland . . . . .	5,458	7,018	24,514	18,649	19,659	79,040	81,416	3,23,126	2,61,620	2,21,677
Estonia . . . . .	166	371	9,285	6,451	1,505	1,860	5,488	1,18,101	77,589	16,083
Latvia . . . . .	960	597	..	..	23	10,188	6,624	..	..	829
Sweden . . . . .	18,288	21,266	33,253	24,588	42,479	2,04,180	2,55,282	4,21,316	3,07,405	4,58,078
Norway . . . . .	145,544	121,591	202,622	204,894	117,367	17,85,412	14,20,609	26,14,215	24,26,315	13,58,071
Poland (including Dantzg) . . . . .	..	..	258	85	..	..	..	4,004	1,045	..
Germany . . . . .	25,625	43,490	57,025	28,380	42,246	3,61,006	5,92,759	7,60,802	3,83,995	4,67,987
Netherlands . . . . .	13,599	4,236	4,518	5,706	4,164	1,86,230	78,411	74,390	88,099	60,029
Belgium . . . . .	1,673	1,902	627	568	101	25,409	31,938	10,610	6,165	1,382
France . . . . .	..	54	..	512	..	..	893	..	4,823	..
Spain . . . . .	..	153	92	..	..	..	2,399	1,610	..	..
Switzerland . . . . .	283	..	..	28	..	2,275	..	..	381	..
Italy . . . . .	27,241	25,940	12,450	13,247	14,948	3,11,834	3,02,614	1,56,655	1,41,404	1,40,238
Austria . . . . .	51,096	90,291	119,386	113,532	143,109	6,38,975	11,69,019	15,22,305	13,64,652	16,58,487
Hungary . . . . .	..	109	..	..	..	..	1,149	..	..	..
Czechoslovakia . . . . .	3,629	7,562	12,243	1,189	1,055	55,766	1,20,230	1,31,747	16,201	12,222
Serb-Croat Slovene State (Jugo-Slavia) . . . . .	..	477	43	1,917	117	..	5,526	485	27,543	1,438
United States of America—Via Atlantic Coast . . . . .	..	..	..	3	62	..	..	..	30	2,231
Other Foreign Countries . . . . .	7	..	..	..	..	95	..	..	..	..
<b>TOTAL FOREIGN COUNTRIES.</b>	<b>293,514</b>	<b>325,062</b>	<b>476,316</b>	<b>419,899</b>	<b>392,021</b>	<b>36,62,270</b>	<b>40,69,402</b>	<b>61,95,816</b>	<b>51,10,271</b>	<b>48,91,037</b>
<b>Share of Bengal</b>	<b>110,132</b>	<b>64,557</b>	<b>115,574</b>	<b>118,054</b>	<b>103,747</b>	<b>13,61,626</b>	<b>7,04,461</b>	<b>16,38,030</b>	<b>15,56,211</b>	<b>12,96,922</b>
" Bombay . . . . .	132,699	167,099	193,080	170,539	151,721	16,65,014	19,72,549	22,61,971	18,02,480	15,34,514
" Sind . . . . .	23,715	44,258	76,588	42,503	52,264	2,71,420	5,63,513	9,63,534	5,04,521	5,53,464
" Madras . . . . .	37,087	55,071	70,390	72,464	69,324	5,14,306	6,90,878	9,18,919	9,72,989	6,34,692
" Burma . . . . .	16,889	18,051	31,107	27,259	25,615	2,55,245	3,22,053	4,96,619	4,15,930	3,50,617
Protected . . . . .	16,343	9,418	7,507	4,015	1,489	1,98,434	1,32,924	1,26,820	60,420	23,784
Not protected . . . . .	808,879	329,623	478,242	426,804	397,082	37,74,177	41,20,580	62,02,308	51,91,702	44,46,475
<b>TOTAL</b>	<b>820,222</b>	<b>339,036</b>	<b>485,749</b>	<b>430,819</b>	<b>398,571</b>	<b>39,67,611</b>	<b>42,53,454</b>	<b>63,29,128</b>	<b>52,52,181</b>	<b>44,70,209</b>
<b>Other sorts (III. M)—</b>	<b>Cwts.</b>	<b>Cwts.</b>	<b>Cwts.</b>	<b>Cwts.</b>	<b>Cwts.</b>					
United Kingdom . . . . .	75,502	101,927	88,180	65,759	43,378	17,81,673	22,48,883	19,65,814	14,89,746	9,55,054
Straits Settlements (including Labuan) . . . . .	..	146	40	48	..	..	4,885	1,890	1,342	..
Other British Empire . . . . .	..	..	45	..	36	..	13	714	2	583
<b>TOTAL BRITISH EMPIRE</b>	<b>75,502</b>	<b>102,073</b>	<b>88,265</b>	<b>65,807</b>	<b>43,414</b>	<b>17,81,673</b>	<b>22,48,781</b>	<b>19,68,418</b>	<b>14,91,090</b>	<b>9,55,637</b>
Finland . . . . .	3,036	5,376	10,050	11,959	11,543	42,060	71,587	1,42,574	1,40,189	1,31,955
Sweden . . . . .	9,148	9,954	16,788	10,631	13,026	1,75,255	1,87,364	3,55,275	2,01,761	2,15,774
Estonia . . . . .	..	2,791	2,365	2,104	611	..	40,298	35,394	27,915	6,418
Norway . . . . .	27,943	76,391	56,087	36,911	13,282	3,84,082	9,18,699	7,07,107	6,37,247	1,58,908
Denmark . . . . .	..	..	..	..	87	..	..	..	..	1,260
Latvia . . . . .	20	22	774	2,729	413	..	379	10,658	37,002	5,086
Germany . . . . .	28,390	46,452	33,824	25,334	32,059	5,88,454	9,26,540	6,58,111	4,88,005	5,09,156
Netherlands . . . . .	36,119	40,071	39,416	38,680	36,561	6,84,397	7,94,528	7,51,496	6,97,757	6,26,087
Belgium . . . . .	16,564	11,706	12,765	9,867	5,934	3,59,876	2,46,480	2,80,732	2,07,721	1,21,697
Luxemburg . . . . .	..	89	..	..	..	..	1,388	..	..	..
France . . . . .	200	503	1,179	568	..	6,001	14,380	31,766	15,905	..
Spain . . . . .	..	514	261	..	..	..	7,676	5,281	..	..
Switzerland . . . . .	61	..	15	..	4,327	1,139	..	524	200	..
Italy . . . . .	5,205	8,348	11,459	5,077	51,910	90,814	1,44,146	2,14,228	99,208	79,921
Austria . . . . .	12,972	35,709	36,729	38,443	956	2,49,534	5,67,219	5,72,981	6,08,933	6,29,984
Serb-Croat Slovene State (Jugo-Slavia) . . . . .	..	866	1,301	473	..	1,136	12,128	20,630	6,620	13,382
Czechoslovakia . . . . .	2,725	10,331	8,066	2,925	2,452	50,693	1,69,801	1,40,776	54,065	40,762
Armenia . . . . .	..	66	..	..	..	..	1,899	..	..	..
Japan . . . . .	59	61	17	..	400	933	1,659	..	..	8,645
United States of America—Via Atlantic Coast . . . . .	392	442	367	295	444	16,902	15,597	13,726	19,247	22,380
Other Foreign Countries . . . . .	..	..	43	72	6	..	..	660	1,139	125
<b>TOTAL FOREIGN COUNTRIES</b>	<b>142,896</b>	<b>250,592</b>	<b>231,506</b>	<b>186,587</b>	<b>173,995</b>	<b>26,52,216</b>	<b>41,21,788</b>	<b>40,32,842</b>	<b>31,44,153</b>	<b>25,72,929</b>

GENERAL IMPORTS

( 404 )

No. 13—continued

ARTICLES, AND COUNTRIES OF CONSIGNMENT; ALSO SHARE OF EACH PROVINCE	QUANTITY					VALUE				
	1927-28	1928-29	1929-30	1930-31	1931-32	1927-28	1928-29	1929-30	1930-31	1931-32
Paper and Pasteboard—continued										
Paper—continued										
Printing paper—continued										
Other sorts (III. M)—continued	Cwts.	Cwts.	Cwts.	Cwts.	Cwts.					
Share of Bengal . . .	78,063	171,126	131,177	94,141	77,278	15,19,255	28,07,907	23,56,684	16,56,521	12,10,070
" Bombay . . .	81,107	87,236	85,243	63,673	59,542	16,98,904	18,07,204	18,21,572	14,01,321	11,79,136
" Sind . . .	8,898	17,420	16,221	10,714	9,928	1,30,173	3,33,276	3,22,273	2,15,330	1,74,369
" Madras . . .	36,464	59,388	75,306	69,251	64,263	7,81,293	11,14,233	13,00,860	12,00,038	8,65,350
" Burma . . .	13,866	17,495	11,824	9,615	6,398	2,54,264	3,07,949	2,00,071	1,62,033	99,591
Protected . . .	136,686	163,412	163,431	132,171	98,738	30,11,557	35,13,051	34,50,649	27,34,819	19,65,778
Not protected . . .	81,712	189,253	166,340	120,223	118,671	14,22,332	28,57,518	25,50,611	19,00,425	15,62,788
TOTAL . . .	218,398	352,665	319,771	252,394	217,409	44,33,889	63,70,569	60,01,260	46,35,243	35,28,566
Total Printing Paper (III. M)—	Cwts.	Cwts.	Cwts.	Cwts.	Cwts.					
United Kingdom . . .	102,210	115,848	97,520	76,679	49,928	20,87,014	24,27,277	20,94,771	16,31,606	10,34,226
Straits Settlements (including Labuan) . . .	..	146	133	48	..	..	4,885	6,240	1,342	..
Other British Possessions . . .	..	53	45	..	36	..	671	714	2	583
TOTAL BRITISH EMPIRE . . .	102,210	116,047	97,698	76,727	49,964	20,87,014	24,32,833	21,01,725	16,32,950	10,34,809
Northern Russia . . .	..	..	..	..	186	..	..	..	..	1,890
Finland . . .	8,489	12,394	34,564	30,608	31,202	1,21,100	1,53,003	4,65,700	4,01,809	3,53,632
Estonia . . .	166	3,162	11,650	8,555	2,116	1,860	45,781	1,53,585	1,05,504	22,451
Latvia . . .	980	619	774	2,729	441	10,628	7,003	10,658	37,002	6,315
Sweden . . .	27,436	31,220	50,041	35,319	55,505	3,79,435	4,42,646	7,77,091	5,09,156	6,08,852
Norway . . .	173,487	197,982	258,709	241,805	130,629	21,69,494	23,39,308	34,11,322	29,68,562	15,12,939
Denmark . . .	..	..	..	..	87	..	..	..	..	1,260
Poland . . .	..	..	268	85	..	..	..	4,064	1,045	..
Germany . . .	54,015	89,942	90,849	54,214	74,305	9,49,460	15,19,299	14,18,713	8,72,909	9,77,142
Netherlands . . .	49,718	45,207	43,934	44,386	40,725	8,71,127	8,67,937	8,25,886	7,86,756	6,86,110
Belgium . . .	18,237	13,608	13,392	10,435	6,035	3,85,285	2,78,478	2,91,342	2,15,836	1,23,079
Luxemburg . . .	..	89	..	..	..	..	1,398	..	..	..
France . . .	200	557	1,179	1,080	..	6,001	15,273	31,766	20,738	..
Spain . . .	..	672	353	..	..	..	10,077	6,891	..	..
Switzerland . . .	294	..	15	47	..	3,414	..	524	680	..
Italy . . .	32,646	34,288	23,909	18,324	19,275	4,02,648	4,46,760	3,69,883	2,40,702	2,20,204
Austria . . .	64,068	126,000	156,115	152,025	200,019	8,88,509	17,36,238	21,02,286	19,73,635	22,88,451
Hungary . . .	..	109	..	..	..	..	1,149	..	..	..
Czechoslovakia . . .	6,354	17,893	20,309	4,114	3,507	1,06,459	2,90,031	3,22,523	70,266	52,934
Serb-Croat Slovene State (Jugo Slavia) . . .	62	1,343	1,344	2,390	1,072	1,136	17,654	21,115	34,368	14,320
Armenia . . .	..	66	..	..	..	..	1,899	..	..	..
Japan . . .	59	61	17	..	400	933	1,659	633	..	8,645
United States of America—										
Via Atlantic Coast . . .	199	442	367	298	506	16,997	15,597	13,726	19,286	25,061
Other Foreign Countries . . .	..	..	43	72	6	..	..	950	1,139	125
TOTAL FOREIGN COUNTRIES . . .	436,410	575,654	707,822	606,486	566,016	63,14,480	81,91,190	1,02,28,658	82,54,424	69,63,906
Share of Bengal . . .	188,195	225,653	246,751	212,195	180,025	28,30,881	35,12,368	40,44,714	32,12,732	25,06,992
" Bombay . . .	213,806	254,335	278,333	239,212	211,263	32,63,918	37,79,753	40,83,543	32,03,301	27,63,700
" Sind . . .	32,613	61,678	91,809	53,217	62,192	4,51,593	3,96,789	12,85,857	7,19,351	7,27,833
" Madras . . .	73,551	114,459	145,696	141,715	124,487	12,95,599	18,05,111	22,19,579	21,73,027	15,50,042
" Burma . . .	30,455	35,546	42,931	36,374	32,013	5,09,509	6,30,002	6,96,690	5,77,963	4,50,208
Protected . . .	158,029	172,825	170,938	136,186	100,227	32,04,991	36,45,975	35,77,469	27,95,247	19,89,512
Not protected . . .	385,591	518,876	634,582	547,027	515,753	51,96,509	69,78,048	87,52,914	70,92,127	60,09,263
TOTAL . . .	538,620	691,701	805,520	688,213	615,980	84,01,500	1,06,24,023	1,23,30,383	98,87,374	79,98,776

No. 13—continued

ARTICLES, AND COUNTRIES OF CONSIGNMENT; ALSO SHARE OF EACH PROVINCE	QUANTITY					VALUE				
	1927-28	1928-29	1929-30	1930-31	1931-32	1927-28	1928-29	1929-30	1930-31	1931-32
						₹	₹	₹	₹	₹
<i>Paper and Pasteboard—continued</i>										
<i>Paper—continued</i>										
Writing paper and envelopes—										
Writing paper in large sheets (III. M)—	Cwts.	Cwts.	Cwts.	Cwts.	Cwts.					
United Kingdom . . . . .	58,838	62,032	61,512	41,830	28,489	20,26,997	21,08,095	20,65,963	15,32,758	10,43,604
Ceylon . . . . .	33	3	3	12	2	1,930	264	129	826	46
Straits Settlements (including Labuan) . . . . .	8	..	..	57	1	490	18	1	1,530	76
Canada—										
Via Atlantic Coast . . . . .	604	425	323	512	448	21,526	15,017	11,735	14,359	12,595
Other British Possessions . . . . .	1	51	..	..	..	64	988	8	..	..
<b>TOTAL BRITISH EMPIRE . . . . .</b>	<b>59,479</b>	<b>62,511</b>	<b>61,838</b>	<b>42,411</b>	<b>28,940</b>	<b>20,50,007</b>	<b>21,19,382</b>	<b>20,77,836</b>	<b>16,49,473</b>	<b>10,56,321</b>
Finland . . . . .	269	398	385	1,523	4,231	6,058	8,253	7,459	27,987	72,057
Estonia . . . . .	..	..	3,098	187	4	..	..	61,436	3,824	283
Latvia . . . . .	..	..	148	122	105	64	..	3,263	2,656	2,632
Sweden . . . . .	8,518	9,731	9,238	9,487	8,621	1,78,087	2,08,691	1,98,754	2,00,711	1,71,406
Norway . . . . .	32,534	43,956	65,174	35,093	27,316	7,61,509	9,65,466	14,05,860	7,56,950	6,07,369
Denmark . . . . .	..	..	..	..	471	..	..	..	..	6,592
Germany . . . . .	11,406	12,976	14,558	7,969	5,100	2,65,093	2,89,530	3,28,863	1,69,760	1,06,835
Netherlands . . . . .	18,674	20,726	24,745	15,784	15,095	3,97,727	4,36,490	5,11,235	3,17,220	2,93,736
Belgium . . . . .	13,715	10,220	5,870	3,904	1,945	2,77,303	2,07,498	1,24,169	84,370	36,797
Luxemburg . . . . .	55	60	..	..	..	1,135	1,265	..	..	..
France . . . . .	53	352	643	204	70	3,336	9,740	17,952	5,891	2,940
Spain . . . . .	..	582	..	..	..	..	11,476	..	..	..
Italy . . . . .	7,053	1,480	1,204	419	576	1,42,876	33,777	27,941	10,760	14,553
Austria . . . . .	37,510	24,036	18,482	14,247	34,303	6,80,194	5,15,516	4,24,981	3,27,978	7,19,055
Czechoslovakia . . . . .	2,596	1,136	3,421	610	409	53,028	25,336	70,558	13,407	7,749
Serb-Croat Slovene State (Jugo Slavia) . . . . .	145	..	84	207	..	2,955	..	1,866	3,925	..
Japan . . . . .	6	..	235	599	4,365	423	..	4,868	10,543	1,16,317
United States of America— Via Atlantic Coast . . . . .	2,034	3,622	3,941	3,182	3,840	64,816	1,13,305	1,27,704	94,837	1,03,103
Other Foreign Countries . . . . .	19	18	15	2	69	1,460	866	482	671	1,181
<b>TOTAL FOREIGN COUNTRIES . . . . .</b>	<b>134,581</b>	<b>129,293</b>	<b>161,236</b>	<b>94,129</b>	<b>106,610</b>	<b>27,85,569</b>	<b>28,27,299</b>	<b>33,17,391</b>	<b>20,80,904</b>	<b>22,67,505</b>
<i>Share of Bengal</i>	26,739	26,482	33,319	21,076	18,609	9,56,594	9,41,663	11,15,630	7,45,492	5,72,658
" Bombay . . . . .	103,966	93,357	115,902	62,360	72,702	22,26,199	22,61,445	26,40,886	14,30,281	17,32,369
" Sind . . . . .	17,069	19,557	20,143	14,820	15,734	3,66,217	4,23,983	4,35,789	3,03,943	2,76,570
" Madras . . . . .	34,354	40,032	33,909	29,776	21,590	9,68,398	11,11,673	9,60,349	8,87,436	5,89,828
" Burma . . . . .	11,432	7,476	9,301	8,509	6,215	3,19,167	2,02,917	2,42,573	2,13,226	1,52,401
<b>TOTAL PROTECTED . . . . .</b>	<b>194,060</b>	<b>191,804</b>	<b>218,074</b>	<b>186,540</b>	<b>136,550</b>	<b>43,35,576</b>	<b>49,46,631</b>	<b>53,95,227</b>	<b>35,80,377</b>	<b>33,23,826</b>
<i>Note and letter paper and envelopes (III. M)—</i>										
United Kingdom . . . . .	7,655	7,434	8,880	5,567	5,585	5,62,901	4,51,476	4,94,021	3,35,495	2,99,131
Straits Settlements (including Labuan) . . . . .	15	10	..	4	4	1,029	1,013	17	308	268
Hongkong . . . . .	10	16	44	40	27	582	854	2,566	2,218	1,327
Other British Possessions . . . . .	4	3	4	35	7	400	209	182	1,672	387
<b>TOTAL BRITISH EMPIRE . . . . .</b>	<b>7,684</b>	<b>7,463</b>	<b>8,928</b>	<b>5,646</b>	<b>5,623</b>	<b>5,64,912</b>	<b>4,53,552</b>	<b>4,96,736</b>	<b>3,39,693</b>	<b>3,01,113</b>

GENERAL IMPORTS

( 406 )

No. 13--continued

ARTICLES, AND COUNTRIES OF CONSIGNMENT; ALSO SHARE OF EACH PROVINCE	QUANTITY					VALUE				
	1927-28	1928-29	1929-30	1930-31	1931-32	1927-28	1928-29	1929-30	1930-31	1931-32
						R	R	R	R	R
<b>Paper and Pasteboard--continued</b>										
<i>Paper--continued</i>										
Writing paper and envelopes--continued										
Note and letter paper and envelopes (III. A)--continued										
	Cwts.	Cwts.	Cwts.	Cwts.	Cwts.					
Sweden . . . . .	48	180	177	12	26	1,832	6,808	5,890	518	931
Norway . . . . .	81	591	489	..	79	1,962	13,901	11,210	..	1,551
Germany . . . . .	226	1,102	456	110	219	10,365	35,050	14,525	5,231	7,490
Netherlands . . . . .	8	120	160	12	97	452	2,467	4,142	360	2,222
Belgium . . . . .	307	571	577	123	240	10,498	14,849	16,464	4,243	8,791
France . . . . .	7	12	14	5	3	921	982	1,654	403	220
Switzerland . . . . .	25	8	4	22	19	1,569	382	162	1,324	735
Italy . . . . .	182	95	75	19	19	4,787	3,316	3,329	625	731
Austria . . . . .	149	1,082	1,330	113	267	5,724	24,807	34,947	4,107	5,773
Czechoslovakia . . . . .	..	20	42	254	..	77	666	1,369	5,664	..
China (exclusive of Hongkong and Macao) . . . . .	39	67	58	44	23	1,805	3,377	2,583	2,426	1,123
Japan . . . . .	34	2	24	1	1	4,125	242	848	148	71
United States of America-- Via Atlantic Coast . . . . .	183	118	48	108	37	14,193	7,218	3,275	7,306	2,004
Other Foreign Countries . . . . .	2	..	..	1	..	282	54	1	66	31
<b>TOTAL FOREIGN COUNTRIES.</b>	<b>1,286</b>	<b>3,968</b>	<b>3,454</b>	<b>829</b>	<b>1,030</b>	<b>58,652</b>	<b>1,13,619</b>	<b>1,00,908</b>	<b>32,523</b>	<b>31,708</b>
<i>Share of Bengal</i> . . . . .	<i>1,924</i>	<i>1,505</i>	<i>1,407</i>	<i>1,021</i>	<i>1,061</i>	<i>1,32,754</i>	<i>88,531</i>	<i>79,458</i>	<i>62,067</i>	<i>45,581</i>
" <i>Bombay</i> . . . . .	<i>3,077</i>	<i>3,355</i>	<i>3,339</i>	<i>2,191</i>	<i>2,632</i>	<i>2,32,699</i>	<i>2,06,333</i>	<i>1,92,305</i>	<i>1,13,875</i>	<i>1,21,567</i>
" <i>Sind</i> . . . . .	<i>1,900</i>	<i>1,972</i>	<i>2,043</i>	<i>1,523</i>	<i>1,573</i>	<i>1,23,076</i>	<i>1,12,746</i>	<i>1,16,070</i>	<i>93,163</i>	<i>92,464</i>
" <i>Madras</i> . . . . .	<i>487</i>	<i>184</i>	<i>480</i>	<i>393</i>	<i>557</i>	<i>34,043</i>	<i>13,665</i>	<i>27,488</i>	<i>28,323</i>	<i>29,796</i>
" <i>Burma</i> . . . . .	<i>1,532</i>	<i>3,215</i>	<i>5,063</i>	<i>1,342</i>	<i>830</i>	<i>95,992</i>	<i>1,45,896</i>	<i>1,82,322</i>	<i>74,293</i>	<i>43,410</i>
{ Protected . . . . .	8,725	10,916	12,061	6,443	6,535	6,03,289	5,36,464	5,80,702	3,69,941	3,25,133
{ Not protected . . . . .	245	515	321	82	118	20,275	30,707	16,942	2,280	7,688
<b>TOTAL</b> . . . . .	<b>8,970</b>	<b>11,431</b>	<b>12,382</b>	<b>6,475</b>	<b>6,653</b>	<b>6,23,564</b>	<b>5,67,171</b>	<b>5,97,644</b>	<b>3,72,221</b>	<b>3,32,821</b>
<b>Envelopes imported separately (III. M)--</b>	<b>Cwts.</b>	<b>Cwts.</b>	<b>Cwts.</b>	<b>Cwts.</b>	<b>Cwts.</b>					
United Kingdom . . . . .	9,203	9,107	8,782	7,583	7,995	6,02,167	5,89,278	5,56,973	4,61,622	4,67,373
Straits Settlements (including Labuan) . . . . .	5	23	63	4	8	245	1,730	5,392	473	406
Hongkong . . . . .	20	24	55	..	15	940	1,139	869	11	819
Other British Possessions . . . . .	..	4	7	3	1	37	537	335	190	360
<b>TOTAL BRITISH EMPIRE</b> . . . . .	<b>9,228</b>	<b>9,158</b>	<b>8,907</b>	<b>7,590</b>	<b>8,019</b>	<b>6,03,389</b>	<b>5,92,834</b>	<b>5,63,569</b>	<b>4,62,296</b>	<b>4,68,953</b>
Sweden . . . . .	1,121	768	2,139	1,247	1,375	41,214	28,653	63,740	35,363	36,478
Norway . . . . .	73	7	158	124	135	1,541	226	3,475	2,509	2,041
Germany . . . . .	4,491	4,929	7,448	4,907	6,706	1,67,434	1,62,844	2,39,656	1,71,624	2,19,565
Netherlands . . . . .	152	246	74	66	73	6,168	9,692	3,461	3,462	3,581
Belgium . . . . .	377	314	105	44	208	13,396	12,619	4,197	2,940	6,350
France . . . . .	24	34	40	10	10	1,898	2,856	2,443	676	1,035
Switzerland . . . . .	25	5	29	10	4	2,320	354	3,272	722	491
Italy . . . . .	54	62	20	27	20	4,188	2,426	2,036	1,941	1,425
Austria . . . . .	123	51	224	..	209	3,943	1,104	9,353	..	4,817
Czechoslovakia . . . . .	25	..	106	20	91	523	..	1,482	356	1,681
Java . . . . .	2	6	..	2	..	270	1,247	15	349	..
Japan . . . . .	6	8	11	47	16	550	1,694	1,468	4,118	2,123
United States of America-- Via Atlantic Coast . . . . .	156	192	190	201	189	12,109	13,239	16,450	15,494	14,097
" <i>Pacific</i> " . . . . .	..	..	..	..	..	10	..	179	15	..
Other Foreign Countries . . . . .	..	7	..	10	43	76	672	121	486	1,552
<b>TOTAL FOREIGN COUNTRIES.</b>	<b>6,629</b>	<b>6,629</b>	<b>10,544</b>	<b>6,715</b>	<b>9,079</b>	<b>2,56,640</b>	<b>2,57,826</b>	<b>3,51,343</b>	<b>2,40,555</b>	<b>2,95,187</b>

No. 13—continued

ARTICLES AND COUNTRIES OF CONSIGNMENT; ALSO SHARE OF EACH PROVINCE	QUANTITY					VALUE				
	1927-28	1928-29	1929-30	1930-31	1931-32	1927-28	1928-29	1929-30	1930-31	1931-32
						R	R	R	R	R
Paper and Pasteboard—continued										
Paper—continued										
Writing paper and envelopes— continued										
Envelopes imported separately (III. M)—continued										
	Cwts.	Cwts.	Cwts.	Cwts.	Cwts.					
Share of Bengal . . . . .	2,664	2,232	4,020	2,172	2,652	1,43,033	1,61,669	1,77,938	1,50,846	1,07,786
"    Bombay . . . . .	7,598	6,639	5,172	4,946	7,336	3,83,600	3,27,999	4,09,789	2,50,789	3,42,908
"    Sind . . . . .	1,661	2,334	1,911	1,947	1,681	1,01,130	1,26,005	1,01,913	96,402	88,848
"    Madras . . . . .	2,926	3,264	3,513	2,064	3,787	1,47,451	1,69,260	1,68,359	1,46,654	1,49,358
"    Burma . . . . .	1,608	1,268	1,585	1,176	1,642	84,755	65,727	56,921	63,163	75,845
Protected . . . . .	6,035	5,890	5,846	4,758	5,565	4,06,058	4,09,680	3,99,667	3,13,175	3,48,421
Not-protected . . . . .	9,822	9,897	13,605	9,547	11,533	4,58,971	4,46,980	5,15,250	3,89,676	4,16,724
<b>TOTAL</b> . . . . .	<b>15,857</b>	<b>15,787</b>	<b>19,451</b>	<b>14,305</b>	<b>17,098</b>	<b>8,60,029</b>	<b>8,50,600</b>	<b>9,14,917</b>	<b>7,02,851</b>	<b>7,64,145</b>
Total Writing paper and envelopes—	Cwts.	Cwts.	Cwts.	Cwts.	Cwts.					
United Kingdom . . . . .	76,691	78,573	79,174	54,060	42,069	31,91,065	31,48,849	31,16,957	23,29,375	18,10,108
Aden and dependencies . . . . .	..	51	..	4	..	..	1,008	..	153	..
Ceylon . . . . .	37	5	13	20	8	2,358	384	522	1,376	374
Straits Settlements (includ- ing Labuan) . . . . .	28	33	68	65	13	1,764	2,811	5,410	2,311	750
Hongkong . . . . .	30	40	99	40	42	1,522	2,043	3,488	2,229	2,146
Canada—										
Via Atlantic Coast . . . . .	604	429	323	536	448	21,526	15,567	11,735	15,274	12,788
Other British Possessions . . . . .	1	1	1	2	2	73	111	70	244	226
<b>TOTAL BRITISH EMPIRE</b> . . . . .	<b>76,391</b>	<b>79,132</b>	<b>79,673</b>	<b>55,647</b>	<b>42,582</b>	<b>32,18,308</b>	<b>31,65,768</b>	<b>31,38,141</b>	<b>23,51,462</b>	<b>18,20,392</b>
Finland . . . . .	269	398	385	1,523	4,231	6,058	8,253	7,459	27,987	72,057
Estonia . . . . .	..	..	3,098	187	4	..	..	61,436	3,824	283
Latvia . . . . .	..	..	148	122	105	..	..	3,263	2,650	2,632
Sweden . . . . .	9,687	10,679	11,554	10,746	10,022	2,21,133	2,43,652	2,68,398	2,37,037	2,08,324
Norway . . . . .	32,688	44,554	65,821	35,207	27,530	7,65,008	9,79,593	14,20,545	7,59,459	6,10,967
Denmark . . . . .	1	..	..	10	494	79	51	3	443	7,454
Germany . . . . .	16,123	19,007	22,462	12,936	12,115	4,42,892	5,07,424	5,88,044	3,46,624	3,33,890
Netherlands . . . . .	18,829	21,092	24,979	15,862	15,265	4,04,347	4,48,649	5,18,888	3,21,042	2,99,542
Belgium . . . . .	14,399	11,105	6,552	4,076	2,393	3,01,697	2,35,166	1,44,830	91,553	51,944
Luxemburg . . . . .	55	60	..	..	..	1,185	1,265	..	..	..
France . . . . .	84	398	697	219	83	6,655	13,578	22,049	7,060	4,251
Spain . . . . .	..	582	..	..	..	10	11,476	..	..	..
Switzerland . . . . .	57	18	39	34	27	4,722	857	3,582	2,103	1,428
Italy . . . . .	7,289	1,637	1,299	465	615	1,51,851	39,519	33,806	13,335	16,709
Austria . . . . .	37,782	25,169	20,086	14,060	34,779	6,39,861	5,41,427	4,69,281	3,32,055	7,29,645
Czechoslovakia . . . . .	2,621	1,156	3,569	884	500	53,623	26,002	73,409	10,427	9,380
Serb-Croat Slovene State (Jugo Slavia) . . . . .	145	..	84	207	..	2,955	..	1,866	3,925	..
Java . . . . .	2	8	..	2	..	270	1,405	15	363	..
China (exclusive of Hong- kong and Macao) . . . . .	45	82	58	44	43	2,105	4,368	2,699	2,426	1,761
Japan . . . . .	46	10	270	647	4,382	5,098	1,936	7,184	14,809	1,18,411
United States of America—										
Via Atlantic Coast . . . . .	2,373	3,932	4,179	3,491	4,066	91,118	1,33,852	1,47,429	1,17,637	1,24,204
"    Pacific " . . . . .	..	..	..	..	..	10	..	179	15	..
Other Foreign Countries . . . . .	1	3	9	1	65	211	276	837	127	1,063
<b>TOTAL FOREIGN COUNTRIES</b> . . . . .	<b>142,466</b>	<b>139,890</b>	<b>165,234</b>	<b>101,673</b>	<b>116,719</b>	<b>31,00,861</b>	<b>31,98,744</b>	<b>37,09,647</b>	<b>23,03,967</b>	<b>25,94,400</b>

GENERAL IMPORTS

( 408 )

No. 13—continued

ARTICLES, AND COUNTRIES OF CONSIGNMENT; ALSO SHARE OF EACH PROVINCE	QUANTITY					VALUE				
	1927-28	1928-29	1929-30	1930-31.	1931-32	1927-28	1928-29	1929-30	1930-31	1931-32
<i>Paper and Pasteboard—continued</i>						R	R	R	R	R
<i>Paper—continued</i>										
<i>Writing paper and envelopes—concluded</i>										
<i>Total Writing paper and envelopes—continued</i>	Cwts.	Cwts.	Cwts.	Cwts.	Cwts.					
<i>Share of Bengal</i>	30,727	30,219	39,246	25,268	22,322	12,32,381	11,91,863	13,73,023	9,58,405	7,26,029
<i>„ Bombay</i>	114,641	108,801	128,013	69,497	82,670	28,42,568	27,95,777	32,42,980	17,94,942	21,96,844
<i>„ Sind</i>	20,630	22,863	24,087	18,295	18,988	5,94,423	6,67,734	6,53,772	4,93,508	4,57,281
<i>„ Madras</i>	38,267	43,430	37,902	33,233	25,934	11,49,893	12,94,598	11,56,196	10,62,912	7,53,932
<i>„ Burma</i>	14,622	12,659	15,649	11,027	9,387	4,99,914	4,14,540	4,31,317	3,45,632	2,71,656
<i>Protected</i>	208,784	208,479	230,917	149,741	147,650	58,43,797	58,82,308	63,73,804	42,63,481	39,97,360
<i>Not-protected</i>	10,103	10,543	13,990	9,579	11,651	4,75,462	4,82,209	5,33,984	3,91,968	4,23,423
<b>TOTAL</b>	218,887	219,022	244,907	157,320	159,301	63,19,169	63,64,512	69,07,788	46,55,449	44,20,782
<i>Old newspaper in bales and bags (III. M)—</i>	Cwts.	Cwts.	Cwts.	Cwts.	Cwts.					
<i>United Kingdom</i>	506,982	662,880	822,230	650,205	665,940	28,19,089	34,81,304	41,78,223	29,42,275	27,46,168
<i>Ceylon</i>	..	5	..	..	..	4	27	..	..	2
<i>Straits Settlements (including Labuan)</i>	165	369	59	126	32	1,068	3,968	401	690	158
<b>TOTAL BRITISH EMPIRE</b>	507,147	663,263	822,289	650,331	665,972	28,20,161	34,85,299	41,78,624	29,42,965	27,46,328
<i>Russia—</i>										
<i>Northern Russia</i>	..	..	1,205	..	..	..	..	5,425	..	..
<i>Sweden</i>	81	..	1,500	..	..	1,417	..	7,526	..	..
<i>Norway</i>	120	..	..	..	197	456	..	..	..	2,648
<i>Germany</i>	20	500	1,849	1,000	..	82	2,500	8,403	4,600	..
<i>Netherlands</i>	388	101	..	..	..	2,328	1,250	..	..	..
<i>France</i>	..	125	..	250	..	..	625	..	1,125	2
<i>Italy</i>	1,750	..	..	..	..	8,500	..	..	..	..
<i>Austria</i>	..	..	101	..	31	..	..	1,128	..	433
<i>Japan</i>	..	170	515	..	..	..	850	2,628	..	..
<i>Egypt</i>	..	..	..	250	..	..	..	..	1,150	..
<i>United States of America—</i>										
<i>Via Atlantic Coast</i>	192,858	84,863	84,057	168,591	169,131	9,72,344	4,07,183	3,89,835	7,27,814	6,94,133
<i>„ Pacific</i>	42	..	..	1,995	2,000	232	..	..	9,721	8,062
<i>Cuba</i>	..	..	910	..	..	..	..	4,550	..	..
<i>Other Foreign Countries</i>	..	15	194	275	..	..	90	883	1,082	2
<b>TOTAL FOREIGN COUNTRIES.</b>	195,259	85,774	90,331	172,361	171,359	9,85,359	4,12,498	4,20,378	7,45,492	7,05,280
<i>Share of Bengal</i>	160,037	185,297	247,908	249,513	232,498	8,40,068	9,53,761	13,36,970	11,75,993	9,44,954
<i>„ Bombay</i>	174,410	172,300	195,800	154,447	175,153	8,65,106	8,22,576	9,38,338	6,87,742	8,09,697
<i>„ Sind</i>	127,386	134,147	134,939	114,119	126,204	6,52,531	6,63,651	6,37,805	4,56,955	4,34,480
<i>„ Madras</i>	97,672	135,443	161,713	142,440	169,156	5,45,015	7,53,294	8,10,895	6,34,746	6,89,384
<i>„ Burma</i>	142,901	121,850	172,460	162,173	134,320	9,02,800	6,99,515	8,74,944	7,33,021	5,72,593
<b>TOTAL.</b>	702,406	749,037	912,620	822,602	837,331	38,05,520	38,97,797	45,99,002	36,88,457	34,51,603
<i>Other kinds of paper (III. M)—</i>	Cwts.	Cwts.	Cwts.	Cwts.	Cwts.					
<i>United Kingdom</i>	12,034	15,065	16,196	9,707	12,135	9,95,975	10,87,921	9,14,771	6,90,125	6,43,477
<i>Straits Settlements (including Labuan)</i>	317	529	292	179	685	9,379	12,559	10,135	6,702	9,616
<i>Hongkong</i>	1,356	1,340	1,205	1,340	938	77,546	73,853	62,391	2,592	22,256
<i>Victoria</i>	..	..	..	..	47	..	..	..	9	771
<i>Tasmania</i>	..	..	..	..	..	..	..	3	13	1
<i>New South Wales</i>	..	..	40	..	..	..	..	1,368	..	21
<i>Australia Commonwealth (Total)</i>	..	..	40	..	47	..	..	1,366	22	792
<i>Other British Possessions</i>	7	21	5	9	..	465	902	356	403	35
<b>TOTAL BRITISH EMPIRE</b>	13,714	16,955	17,738	11,235	13,805	10,83,365	11,75,325	9,89,019	7,49,844	6,76,177

## No. 13—continued

ARTICLES, AND COUNTRIES OF CONSIGNMENT; ALSO SHARE OF EACH PROVINCE	QUANTITY					VALUE				
	1927-28	1928-29	1929-30	1930-31	1931-32	1927-28	1928-29	1929-30	1930-31	1931-32
						R	R	R	R	R
<i>Paper and Pasteboard—continued</i>										
<i>Paper—continued</i>										
Other kinds of paper (III. M)— <i>continued</i>	Cwts.	Cwts.	Cwts.	Cwts.	Cwts.					
Finland . . . . .	497	449	192	246	513	8,677	6,134	2,414	3,378	10,258
Estonia . . . . .	..	..	62	21	39	..	..	1,067	322	685
Latvia . . . . .	..	304	59	..	163	..	5,828	1,064	..	2,630
Sweden . . . . .	2,762	13,650	24,053	16,751	20,078	76,056	2,92,644	5,40,770	3,17,199	3,90,543
Norway . . . . .	7,023	8,982	8,374	11,737	11,445	1,51,892	1,86,327	2,07,585	2,80,527	2,61,895
Germany . . . . .	9,079	13,721	17,350	13,895	12,885	2,87,187	3,74,074	5,04,922	4,89,524	4,15,204
Netherlands . . . . .	875	3,094	802	839	2,421	25,931	69,656	25,935	27,634	34,369
Belgium . . . . .	1,785	2,766	2,807	3,274	1,902	65,784	1,06,938	98,464	1,07,642	62,855
France . . . . .	1,673	4,845	4,172	802	716	1,61,489	3,50,699	3,75,033	73,442	67,382
Spain . . . . .	..	1	8	1	3	..	70	469	162	3,593
Portugal . . . . .	..	..	..	..	100	..	..	..	..	2,033
Switzerland . . . . .	11	5	3	8	26	654	260	270	1,114	2,806
Italy . . . . .	578	470	551	235	1,031	17,823	17,875	27,711	16,694	40,892
Flume . . . . .	..	2	..	..	76	..	160	..	..	2,058
Austria . . . . .	2,965	3,509	3,422	5,394	7,469	88,536	1,34,618	1,59,363	2,12,082	2,34,578
Czechoslovakia . . . . .	387	598	1,912	1,341	2,467	10,177	13,416	52,538	37,148	61,117
Serb-Croat Slovene State . . . . .	141	..	..	..	..	2,404	..	..	..	..
Siam . . . . .	..	..	..	62	..	..	..	..	1,805	..
China ( <i>exclusive of Hong-</i> <i>kong and Macao</i> ) . . . . .	3,189	1,871	2,532	2,032	2,303	1,05,241	47,592	76,946	56,528	56,044
Japan . . . . .	441	937	1,309	868	219	26,918	39,856	45,061	23,061	14,093
United States of America—										
<i>Vid Atlantic Coast</i> . . . . .	1,554	2,567	1,913	1,894	1,260	1,69,227	1,96,240	1,58,178	2,62,811	1,22,304
<i>" Pacific</i> . . . . .	397	15	116	49	1	7,682	508	1,938	1,191	68
Other Foreign Countries . . . . .	10	11	14	5	39	745	757	1,120	800	1,836
<b>TOTAL FOREIGN COUNTRIES.</b>	<b>33,347</b>	<b>57,797</b>	<b>71,656</b>	<b>58,504</b>	<b>65,206</b>	<b>12,06,423</b>	<b>18,43,642</b>	<b>23,70,748</b>	<b>19,13,064</b>	<b>17,88,038</b>
<i>Share of Bengal</i> . . . . .	12,684	30,234	33,906	17,729	21,443	8,97,292	13,31,304	12,36,454	7,42,754	7,13,635
<i>" Bombay</i> . . . . .	12,068	10,143	19,871	20,763	25,718	5,21,982	4,65,716	8,67,820	9,41,093	8,35,529
<i>" Sind</i> . . . . .	5,243	4,655	3,639	3,233	3,532	1,34,020	2,00,354	1,85,956	1,53,410	1,48,093
<i>" Madras</i> . . . . .	9,533	12,968	18,790	15,239	14,236	4,12,056	5,52,885	6,87,436	4,01,671	4,44,921
<i>" Burma</i> . . . . .	7,533	16,762	13,188	12,775	14,982	2,74,438	4,68,708	3,82,102	3,34,070	3,22,037
<b>TOTAL</b>	<b>47,061</b>	<b>74,752</b>	<b>89,304</b>	<b>69,739</b>	<b>79,011</b>	<b>22,89,786</b>	<b>30,18,967</b>	<b>33,59,767</b>	<b>26,62,908</b>	<b>24,64,215</b>
<i>Paper manufactures (III. M)—</i>										
United Kingdom . . . . .	6,835	8,022	9,570	6,659	7,619	5,96,825	5,55,102	6,13,958	5,74,750	5,11,619
Straits Settlements ( <i>includ-</i> <i>ing Labuan</i> ) . . . . .	89	35	27	52	17	4,909	3,220	1,061	2,262	1,345
Hongkong . . . . .	468	848	1,440	854	582	14,830	34,104	52,404	20,535	9,491
Other British Possessions . . . . .	1	2	7	2	7	177	286	570	305	430
<b>TOTAL BRITISH EMPIRE</b>	<b>7,393</b>	<b>8,907</b>	<b>11,044</b>	<b>7,567</b>	<b>8,225</b>	<b>6,16,741</b>	<b>5,92,712</b>	<b>6,68,902</b>	<b>5,97,852</b>	<b>5,22,888</b>

GENERAL IMPORTS

( 410 )

No. 13—continued

ARTICLES, AND COUNTRIES OF CONSIGNMENT; ALSO SHARE OF EACH PROVINCE	QUANTITY					VALUE				
	1927-28	1928-29	1929-30	1930-31	1931-32	1927-28	1928-29	1929-30	1930-31	1931-32
						R	R	R	R	R
<b>Paper and Pasteboard—continued</b>										
<i>Paper—continued</i>										
<i>Paper manufactures (III. M)—</i>										
<i>contd.</i>										
Finland . . . . .	..	368	484	126	29	..	3,367	5,003	1,098	1,869
Estonia . . . . .	..	..	240	104	51	..	..	13,154	3,044	1,369
Sweden . . . . .	4,812	5,875	5,208	3,532	1,516	1,67,516	2,04,141	2,02,168	1,39,652	83,127
Norway . . . . .	116	5	1	..	45	3,281	635	15	..	761
Germany . . . . .	2,290	3,084	2,271	1,691	2,064	1,41,805	1,32,962	1,17,954	88,240	89,120
Netherlands . . . . .	104	562	628	1,320	768	4,730	18,043	19,766	35,651	21,721
Belgium . . . . .	340	453	304	234	52	21,178	21,763	17,401	13,188	3,397
France . . . . .	333	50	48	78	59	33,326	9,048	8,566	13,262	7,102
Switzerland . . . . .	45	76	49	17	8	2,997	3,055	4,221	1,532	674
Italy . . . . .	18	25	49	848	1,287	817	2,023	3,526	12,777	15,747
Austria . . . . .	15	22	39	725	838	2,708	1,528	2,102	11,884	12,077
Czechoslovakia . . . . .	295	1	..	36	113	6,961	75	..	1,679	6,478
China (exclusive of Hong- kong and Macao) . . . . .	37	287	85	118	33	2,764	5,857	5,959	28,069	2,672
Japan . . . . .	1,740	3,044	2,240	1,897	674	1,71,028	1,99,992	2,03,142	1,71,055	63,788
Egypt . . . . .	2	40	16	24	..	561	833	3,924	3,584	14
United States of America—										
<i>Via Atlantic Coast . . . . .</i>	520	930	993	1,726	2,931	36,971	63,146	59,834	91,739	1,23,851
<i>" Pacific " . . . . .</i>	53	1	..	933	8	4,602	89	80	22,012	1,628
<i>Other Foreign Countries . . . . .</i>	3	7	1	21	10	151	480	168	901	568
<b>TOTAL FOREIGN COUNTRIES . . . . .</b>	<b>10,783</b>	<b>14,830</b>	<b>12,716</b>	<b>13,480</b>	<b>10,486</b>	<b>6,01,386</b>	<b>6,67,096</b>	<b>6,66,983</b>	<b>6,34,367</b>	<b>4,34,413</b>
<i>Share of Bengal . . . . .</i>	<i>11,618</i>	<i>11,905</i>	<i>14,984</i>	<i>11,219</i>	<i>3,757</i>	<i>7,76,485</i>	<i>7,19,785</i>	<i>8,35,278</i>	<i>6,09,929</i>	<i>3,92,370</i>
<i>" Bombay . . . . .</i>	<i>1,633</i>	<i>3,044</i>	<i>4,686</i>	<i>4,513</i>	<i>5,213</i>	<i>1,62,330</i>	<i>3,05,622</i>	<i>2,44,728</i>	<i>2,42,177</i>	<i>2,48,502</i>
<i>" Sind . . . . .</i>	<i>526</i>	<i>1,298</i>	<i>878</i>	<i>931</i>	<i>1,121</i>	<i>39,547</i>	<i>79,882</i>	<i>62,949</i>	<i>69,312</i>	<i>70,677</i>
<i>" Madras . . . . .</i>	<i>1,315</i>	<i>812</i>	<i>530</i>	<i>696</i>	<i>657</i>	<i>1,01,012</i>	<i>72,776</i>	<i>54,239</i>	<i>63,029</i>	<i>41,385</i>
<i>" Burma . . . . .</i>	<i>3,024</i>	<i>1,678</i>	<i>2,682</i>	<i>3,638</i>	<i>3,063</i>	<i>1,38,253</i>	<i>31,843</i>	<i>1,38,691</i>	<i>2,47,772</i>	<i>2,04,367</i>
<b>TOTAL . . . . .</b>	<b>18,176</b>	<b>23,737</b>	<b>23,760</b>	<b>21,047</b>	<b>18,711</b>	<b>12,18,127</b>	<b>12,59,808</b>	<b>13,35,885</b>	<b>12,32,219</b>	<b>9,57,301</b>
<b>Total Paper—</b>										
<i>United Kingdom . . . . .</i>	<i>725,922</i>	<i>897,323</i>	<i>1,089,999</i>	<i>815,202</i>	<i>797,890</i>	<i>1,02,64,489</i>	<i>1,11,63,219</i>	<i>1,18,32,296</i>	<i>85,80,447</i>	<i>71,93,930</i>
<i>Aden and Dependancies . . . . .</i>	<i>..</i>	<i>52</i>	<i>6</i>	<i>..</i>	<i>..</i>	<i>..</i>	<i>1,100</i>	<i>100</i>	<i>7</i>	<i>..</i>
<i>Ceylon . . . . .</i>	<i>40</i>	<i>11</i>	<i>65</i>	<i>33</i>	<i>8</i>	<i>2,694</i>	<i>714</i>	<i>1,656</i>	<i>1,071</i>	<i>471</i>
<i>Straits Settlements (includ- ing Labuan) . . . . .</i>	<i>988</i>	<i>1,487</i>	<i>814</i>	<i>611</i>	<i>966</i>	<i>33,940</i>	<i>41,841</i>	<i>31,828</i>	<i>17,181</i>	<i>21,524</i>
<i>Hongkong . . . . .</i>	<i>2,285</i>	<i>2,826</i>	<i>3,050</i>	<i>3,092</i>	<i>2,394</i>	<i>1,02,380</i>	<i>1,25,420</i>	<i>1,24,065</i>	<i>91,599</i>	<i>47,346</i>
<i>Canada—</i>										
<i>Via Atlantic Coast . . . . .</i>	<i>624</i>	<i>475</i>	<i>330</i>	<i>536</i>	<i>448</i>	<i>21,881</i>	<i>17,116</i>	<i>12,308</i>	<i>15,311</i>	<i>12,823</i>
<i>South Australia (including Northern Territory) . . . . .</i>	<i>..</i>	<i>..</i>	<i>..</i>	<i>1</i>	<i>..</i>	<i>..</i>	<i>2</i>	<i>15</i>	<i>95</i>	<i>..</i>
<i>Victoria . . . . .</i>	<i>2</i>	<i>..</i>	<i>1</i>	<i>2</i>	<i>85</i>	<i>254</i>	<i>1</i>	<i>72</i>	<i>274</i>	<i>1,550</i>
<i>Tasmania . . . . .</i>	<i>..</i>	<i>..</i>	<i>..</i>	<i>..</i>	<i>..</i>	<i>..</i>	<i>..</i>	<i>3</i>	<i>13</i>	<i>1</i>
<i>New South Wales . . . . .</i>	<i>..</i>	<i>..</i>	<i>40</i>	<i>..</i>	<i>7</i>	<i>..</i>	<i>56</i>	<i>1,363</i>	<i>7</i>	<i>376</i>
<i>Queensland . . . . .</i>	<i>61</i>	<i>..</i>	<i>..</i>	<i>..</i>	<i>..</i>	<i>1,037</i>	<i>..</i>	<i>..</i>	<i>..</i>	<i>..</i>
<i>Australian Commonwealth (Total) . . . . .</i>	<i>63</i>	<i>..</i>	<i>41</i>	<i>3</i>	<i>92</i>	<i>1,291</i>	<i>59</i>	<i>1,443</i>	<i>389</i>	<i>1,927</i>
<i>Other British Possessions . . . . .</i>	<i>..</i>	<i>54</i>	<i>2</i>	<i>9</i>	<i>..</i>	<i>..</i>	<i>718</i>	<i>24</i>	<i>419</i>	<i>10</i>
<b>TOTAL BRITISH EMPIRE . . . . .</b>	<b>729,922</b>	<b>902,235</b>	<b>1,044,807</b>	<b>819,486</b>	<b>801,798</b>	<b>1,04,26,675</b>	<b>1,13,50,182</b>	<b>1,15,03,729</b>	<b>87,07,324</b>	<b>72,78,181</b>
<b>Russia—</b>										
<i>Northern Russia . . . . .</i>	<i>145</i>	<i>1,388</i>	<i>1,667</i>	<i>222</i>	<i>396</i>	<i>1,678</i>	<i>22,845</i>	<i>10,935</i>	<i>3,695</i>	<i>5,414</i>
<i>Southern " . . . . .</i>	<i>..</i>	<i>..</i>	<i>..</i>	<i>33</i>	<i>..</i>	<i>..</i>	<i>..</i>	<i>..</i>	<i>525</i>	<i>..</i>
<i>Finland . . . . .</i>	<i>14,223</i>	<i>18,739</i>	<i>42,844</i>	<i>36,534</i>	<i>39,013</i>	<i>2,10,761</i>	<i>2,42,294</i>	<i>5,01,077</i>	<i>4,85,283</i>	<i>4,73,146</i>
<i>Estonia . . . . .</i>	<i>246</i>	<i>3,338</i>	<i>15,417</i>	<i>9,484</i>	<i>2,334</i>	<i>3,347</i>	<i>48,924</i>	<i>2,34,149</i>	<i>1,22,429</i>	<i>26,740</i>
<i>Latvia . . . . .</i>	<i>9,667</i>	<i>2,225</i>	<i>3,240</i>	<i>3,289</i>	<i>945</i>	<i>1,42,930</i>	<i>33,452</i>	<i>48,236</i>	<i>46,823</i>	<i>14,879</i>
<i>Sweden . . . . .</i>	<i>136,769</i>	<i>128,964</i>	<i>200,780</i>	<i>171,490</i>	<i>177,761</i>	<i>25,72,563</i>	<i>23,54,841</i>	<i>36,56,598</i>	<i>29,20,523</i>	<i>26,96,068</i>
<i>Norway . . . . .</i>	<i>220,740</i>	<i>260,768</i>	<i>343,100</i>	<i>301,733</i>	<i>178,093</i>	<i>34,16,121</i>	<i>37,15,139</i>	<i>52,45,098</i>	<i>42,33,017</i>	<i>25,07,916</i>
<i>Denmark . . . . .</i>	<i>10</i>	<i>170</i>	<i>216</i>	<i>120</i>	<i>634</i>	<i>663</i>	<i>2,533</i>	<i>4,481</i>	<i>2,259</i>	<i>10,356</i>
<i>Poland (including Dantzlg) . . . . .</i>	<i>244</i>	<i>..</i>	<i>258</i>	<i>85</i>	<i>185</i>	<i>3,882</i>	<i>..</i>	<i>4,078</i>	<i>1,045</i>	<i>2,923</i>
<i>Germany . . . . .</i>	<i>134,814</i>	<i>187,859</i>	<i>200,271</i>	<i>121,692</i>	<i>134,731</i>	<i>30,41,830</i>	<i>36,05,973</i>	<i>37,33,010</i>	<i>23,23,146</i>	<i>22,56,021</i>
<i>Netherlands . . . . .</i>	<i>85,778</i>	<i>89,157</i>	<i>90,300</i>	<i>73,365</i>	<i>69,058</i>	<i>15,28,950</i>	<i>16,31,238</i>	<i>16,54,052</i>	<i>14,10,224</i>	<i>11,65,179</i>
<i>Belgium . . . . .</i>	<i>42,021</i>	<i>38,705</i>	<i>23,423</i>	<i>22,593</i>	<i>13,478</i>	<i>9,11,598</i>	<i>7,73,325</i>	<i>6,69,233</i>	<i>4,96,668</i>	<i>3,03,899</i>
<i>Luxemburg . . . . .</i>	<i>55</i>	<i>149</i>	<i>..</i>	<i>..</i>	<i>..</i>	<i>1,135</i>	<i>2,663</i>	<i>..</i>	<i>..</i>	<i>..</i>
<i>France . . . . .</i>	<i>2,381</i>	<i>6,107</i>	<i>6,423</i>	<i>2,591</i>	<i>1,137</i>	<i>2,11,301</i>	<i>3,94,025</i>	<i>4,44,167</i>	<i>1,22,434</i>	<i>33,315</i>



No. 13—continued

ARTICLES, AND COUNTRIES OF CONSIGNMENT; ALSO SHARE OF EACH PROVINCE	QUANTITY					VALUE				
	1927-28	1928-29	1929-30	1930-31	1931-32	1927-28	1928-29	1929-30	1930-31	1931-32
<i>Paper and Pastelboard—continued</i>						R	R	R	R	R
<i>Paper—concluded</i>										
<i>Total Paper—continued</i>	Cwts.	Cwts.	Cwts.	Cwts.	Cwts.					
Spain . . . . .	163	1,255	361	2	18	3,849	21,623	7,370	564	3,993
Portugal . . . . .	..	..	..	..	100	..	..	..	..	2,083
Switzerland . . . . .	625	120	127	143	210	16,181	4,763	9,316	6,131	7,955
Italy . . . . .	47,025	41,071	31,261	21,208	24,458	6,56,502	5,76,584	5,15,883	3,09,169	3,89,280
Austria . . . . .	116,537	179,518	208,816	191,181	259,258	18,23,401	28,61,552	32,03,257	27,95,543	35,12,968
Fiume . . . . .	..	2	..	..	76	..	160	..	..	2,058
Hungary . . . . .	..	165	606	387	98	..	2,924	11,817	6,180	1,378
Czechoslovakia . . . . .	14,509	26,053	41,057	20,470	21,018	2,74,017	4,48,244	6,92,072	3,37,491	3,18,122
Serb-Croat Slovene State (Jugo Slavia) . . . . .	348	1,343	1,428	2,597	1,072	6,495	17,654	22,981	38,288	14,820
Armenia . . . . .	..	66	..	..	..	..	1,899	..	..	..
Java . . . . .	5	593	2	41	..	380	8,862	210	987	1
Slam . . . . .	..	..	..	62	..	115	69	..	1,809	2
China (exclusive of Hongkong and Macao) . . . . .	3,591	2,946	3,039	2,382	2,486	1,34,708	1,07,317	1,13,923	87,256	67,514
Japan . . . . .	4,200	5,846	5,981	3,662	6,212	2,57,760	2,83,996	2,99,506	2,28,520	2,16,942
Egypt . . . . .	2	40	16	276	1	561	890	3,928	4,996	193
United States of America—										
<i>Vid Atlantic Coast</i> . . . . .	197,811	92,863	91,965	172,191	178,519	12,91,623	8,19,796	7,82,339	12,44,151	11,02,543
<i>  " Pacific " " " "</i> . . . . .	492	34	183	2,994	2,000	12,526	1,382	4,548	33,628	9,758
Cuba . . . . .	..	..	910	..	..	..	..	4,550	..	..
Other Foreign Countries . . . . .	6	25	45	1	7	533	790	1,466	444	145
<b>TOTAL FOREIGN COUNTRIES</b> . . . . .	<b>1,041,467</b>	<b>1,084,688</b>	<b>1,318,744</b>	<b>1,165,888</b>	<b>1,118,357</b>	<b>1,65,25,435</b>	<b>1,80,37,177</b>	<b>2,19,88,330</b>	<b>1,72,78,138</b>	<b>1,51,45,576</b>
<i>Share of Bengal</i> . . . . .	465,247	555,754	675,738	592,931	536,744	77,36,644	89,83,186	1,05,14,977	79,93,953	63,40,943
<i>  " Bombay</i> . . . . .	644,833	664,682	751,179	596,303	598,514	1,05,10,986	1,03,94,143	1,15,69,958	87,24,257	83,42,773
<i>  " Sind</i> . . . . .	189,881	231,930	266,766	197,018	221,943	19,77,305	26,26,299	30,21,657	20,15,898	19,86,335
<i>  " Madras</i> . . . . .	244,878	323,015	391,833	351,988	353,418	39,03,333	48,06,531	53,42,363	46,92,212	37,51,015
<i>  " Burma</i> . . . . .	226,550	266,395	277,537	243,329	204,536	28,23,342	25,77,290	30,43,106	25,54,232	20,02,641
<i>Protected</i> . . . . .	361,813	381,304	401,885	283,927	247,877	90,46,698	95,23,278	99,51,273	70,59,728	59,86,881
<i>Not-protected</i> . . . . .	1,409,576	1,605,472	1,961,196	1,701,442	1,667,278	1,70,03,412	1,98,59,081	2,35,40,786	1,89,20,734	1,64,86,826
<b>TOTAL</b> . . . . .	<b>1,771,389</b>	<b>1,986,776</b>	<b>2,369,051</b>	<b>1,985,369</b>	<b>1,915,155</b>	<b>2,60,52,110</b>	<b>2,93,87,359</b>	<b>3,34,92,059</b>	<b>2,59,80,462</b>	<b>2,24,23,707</b>
<i>Pastelboard Millboard and Cardboard of all kinds—</i>										
<i>Strawboards (III)—</i>	Cwts.	Cwts.	Cwts.	Cwts.	Cwts.					
United Kingdom . . . . .	1,834	2,898	2,405	687	280	14,516	29,190	22,092	7,520	3,144
Ceylon . . . . .	200	..	..	..	..	1,570	..	..	..	..
Straits Settlements (including Labuan) . . . . .	..	..	..	80	10	..	..	..	141	778
<b>TOTAL BRITISH EMPIRE</b> . . . . .	<b>2,034</b>	<b>2,898</b>	<b>2,405</b>	<b>717</b>	<b>290</b>	<b>16,086</b>	<b>29,190</b>	<b>22,092</b>	<b>7,661</b>	<b>3,222</b>
Sweden . . . . .	40	391	129	..	107	340	2,564	750	..	792
Norway . . . . .	25	..	275	..	100	175	..	1,745	..	700
Germany . . . . .	3,962	4,086	3,408	3,456	6,040	27,529	29,120	29,731	27,004	44,223
Netherlands . . . . .	142,058	114,712	122,449	75,563	59,807	9,41,452	7,76,540	8,70,482	5,28,507	3,58,666
Belgium . . . . .	3,141	2,346	905	2,409	1,561	20,335	15,583	7,146	17,324	8,918
France . . . . .	..	..	499	..	..	..	..	2,936	..	..
China (exclusive of Hongkong and Macao) . . . . .	140	..	300	615	..	1,158	..	750	3,987	..
Japan . . . . .	85,889	80,278	129,368	155,440	129,121	4,76,806	4,47,568	7,29,074	8,71,299	7,54,034
United States of America— <i>Vid Atlantic Coast</i> . . . . .	..	..	..	..	250	..	50	..	..	1,075
Other Foreign Countries . . . . .	100	1	227	..	182	950	108	1,788	..	1,424
<b>TOTAL FOREIGN COUNTRIES</b> . . . . .	<b>235,355</b>	<b>201,814</b>	<b>257,420</b>	<b>237,483</b>	<b>197,168</b>	<b>14,68,745</b>	<b>12,71,483</b>	<b>16,44,408</b>	<b>14,48,621</b>	<b>11,64,832</b>
<i>Share of Bengal</i> . . . . .	73,557	72,904	87,450	54,488	44,736	4,70,999	4,85,248	6,38,639	3,83,040	2,96,427
<i>  " Bombay</i> . . . . .	117,447	87,565	127,383	137,113	118,641	6,98,162	5,13,483	7,13,869	7,62,459	6,73,279
<i>  " Sind</i> . . . . .	13,423	13,445	9,943	12,513	11,315	79,180	85,019	64,110	79,796	61,677
<i>  " Madras</i> . . . . .	24,697	25,522	24,675	29,765	17,966	1,71,503	1,76,225	1,71,866	2,02,164	1,04,934
<i>  " Burma</i> . . . . .	8,265	5,276	10,374	4,323	4,770	64,987	40,698	77,966	23,823	31,687
<b>TOTAL</b> . . . . .	<b>237,389</b>	<b>204,712</b>	<b>259,825</b>	<b>238,200</b>	<b>197,458</b>	<b>14,84,831</b>	<b>13,00,673</b>	<b>16,66,500</b>	<b>14,56,282</b>	<b>11,68,054</b>

GENERAL IMPORTS

( 412 )

No. 13—continued

ARTICLES, AND COUNTRIES OF CONSIGNMENT; ALSO SHARE OF EACH PROVINCE	QUANTITY					VALUE				
	1927-28	1928-29	1929-30	1930-31	1931-32	1927-28	1928-29	1929-30	1930-31	1931-32
<i>Paper and Pasteboard—continued</i>						R	R	R	R	R
Pasteboard, Millboard and Cardboard of all kinds— <i>continued</i>										
Other kinds (III. M)—	Cwts.	Cwts.	Cwts.	Cwts.	Cwts.					
United Kingdom . . . . .	24,107	46,526	34,155	11,700	12,651	4,84,400	8,44,322	5,44,050	2,50,880	2,41,939
Straits Settlements (including Labuan) . . . . .	2	..	204	..	..	19	10	3,645	..	..
Cyprus . . . . .	..	180	..	..	..	..	2,504	..	..	..
Other British Possessions . . . . .	..	34	28	5	6	17	698	722	50	118
<b>TOTAL BRITISH EMPIRE</b>	<b>24,109</b>	<b>46,740</b>	<b>34,387</b>	<b>11,705</b>	<b>12,657</b>	<b>4,84,436</b>	<b>8,48,029</b>	<b>5,48,417</b>	<b>2,50,930</b>	<b>2,42,057</b>
Finland . . . . .	232	1,494	1,556	2,657	828	2,698	14,058	15,944	29,136	6,816
Sweden . . . . .	11,933	6,151	10,904	4,851	9,707	1,76,572	88,561	1,07,757	67,206	1,39,060
Norway . . . . .	631	1,134	2,117	2,542	3,886	12,092	22,307	42,582	49,634	65,931
Denmark . . . . .	123	..	..	..	..	2,345	..	..	..	..
Germany . . . . .	20,024	38,211	34,822	23,874	25,382	3,58,012	6,49,274	5,68,781	3,84,624	4,08,326
Netherlands . . . . .	1,723	2,135	3,040	4,139	3,502	28,245	41,968	71,155	65,455	49,231
Belgium . . . . .	1,209	652	1,154	683	926	30,488	13,462	22,820	14,360	19,246
France . . . . .	10	141	290	390	6	823	3,680	7,029	9,184	400
Switzerland . . . . .	..	..	..	1	77	..	..	..	29	1,295
Italy . . . . .	1,031	233	132	247	1,133	12,191	4,040	1,398	3,008	12,755
Austria . . . . .	7,778	12,334	12,240	11,789	6,018	1,15,821	1,71,326	1,60,854	1,42,320	75,527
Hungary . . . . .	..	..	167	..	..	..	..	2,268	..	..
Czechoslovakia . . . . .	..	..	33	1,444	5,128	..	..	664	18,254	56,630
Japan . . . . .	127	261	351	637	610	1,807	13,442	10,631	3,679	6,807
United States of America— <i>Via Atlantic Coast</i> . . . . .	372	409	313	289	749	7,787	4,993	6,608	7,681	17,885
„ <i>Pacific</i> „ . . . . .	86	291	191	239	..	4,360	2,502	4,786	2,720	..
Other Foreign Countries . . . . .	31	..	..	21	30	805	..	17	341	240
<b>TOTAL FOREIGN COUNTRIES</b>	<b>45,315</b>	<b>63,946</b>	<b>68,230</b>	<b>53,503</b>	<b>57,980</b>	<b>7,53,991</b>	<b>10,30,118</b>	<b>10,83,294</b>	<b>7,97,641</b>	<b>8,59,958</b>
<i>Share of Bengal</i> . . . . .	44,423	71,174	64,043	26,016	24,462	7,07,935	10,77,841	9,15,907	3,96,638	3,65,694
„ <i>Bombay</i> . . . . .	12,823	16,223	20,950	20,630	31,497	2,72,573	3,13,769	3,89,688	3,61,358	4,79,575
„ <i>Sind</i> . . . . .	1,888	5,362	4,088	4,319	2,858	41,843	1,04,059	66,358	65,034	53,019
„ <i>Madras</i> . . . . .	10,143	15,303	11,253	12,691	9,899	2,01,731	3,22,345	2,08,493	2,03,971	1,64,937
„ <i>Burma</i> . . . . .	547	2,124	2,283	1,553	1,921	14,238	60,138	51,265	31,570	38,790
<b>TOTAL</b>	<b>69,424</b>	<b>110,686</b>	<b>102,617</b>	<b>65,208</b>	<b>70,637</b>	<b>12,38,427</b>	<b>18,78,142</b>	<b>16,31,711</b>	<b>10,48,571</b>	<b>11,02,015</b>
<i>Manufacture of Pasteboard, Millboard and Cardboard (III. M)—</i>	Cwts.	Cwts.	Cwts.	Cwts.	Cwts.					
United Kingdom . . . . .	4,210	7,057	10,317	2,088	3,277	1,95,234	2,86,304	2,88,158	96,819	1,25,419
Straits Settlements (including Labuan) . . . . .	10	2	8	..	..	256	85	1,305	49	17
Hongkong . . . . .	..	..	14	..	..	..	..	3,612	52	..
Other British Possessions . . . . .	3	2	..	4	32	241	353	4	356	467
<b>TOTAL BRITISH EMPIRE</b>	<b>4,223</b>	<b>7,061</b>	<b>10,339</b>	<b>2,092</b>	<b>3,309</b>	<b>1,95,781</b>	<b>2,86,742</b>	<b>2,93,079</b>	<b>97,276</b>	<b>1,25,908</b>
Finland . . . . .	59	..	..	186	..	682	..	..	1,697	..
Sweden . . . . .	3,326	322	749	327	..	55,038	6,501	12,618	6,521	..
Norway . . . . .	113	..	89	22	..	1,840	..	1,649	514	..
Germany . . . . .	1,204	2,053	1,331	644	675	85,520	85,623	69,782	28,003	40,005
Netherlands . . . . .	1,485	76	399	224	492	12,663	2,061	5,344	9,163	21,756
Belgium . . . . .	78	511	584	502	2,395	3,842	24,906	26,341	13,352	1,18,475
France . . . . .	34	31	29	47	106	7,680	8,665	5,403	4,429	9,156
Switzerland . . . . .	28	78	114	48	76	2,190	3,585	6,055	5,266	2,285
Italy . . . . .	42	2	526	2	25	837	353	6,754	172	867
Austria . . . . .	1	103	659	651	44	47	1,156	7,707	7,057	1,340
Czechoslovakia . . . . .	..	..	..	42	159	..	..	82	534	1,705
China . . . . .	..	..	..	..	92	..	..	..	12	4,393
Japan . . . . .	12	90	32	68	7	805	5,057	2,206	4,558	626
United States of America— <i>Via Atlantic Coast</i> . . . . .	133	53	21	152	46	16,663	3,997	1,471	7,275	2,702
„ <i>Pacific</i> „ . . . . .	67	..	35	57	22	3,432	20	2,337	2,789	1,025
Other Foreign Countries . . . . .	..	3	..	4	..	..	215	140	396	92
<b>TOTAL FOREIGN COUNTRIES</b>	<b>6,587</b>	<b>3,322</b>	<b>4,568</b>	<b>2,971</b>	<b>4,139</b>	<b>1,91,239</b>	<b>1,42,139</b>	<b>1,47,789</b>	<b>91,738</b>	<b>2,04,427</b>
<i>Share of Bengal</i> . . . . .	5,868	2,595	3,595	1,751	636	1,39,938	73,263	1,41,278	39,132	31,947
„ <i>Bombay</i> . . . . .	1,162	1,397	1,325	963	992	35,435	1,01,530	77,497	47,040	45,545
„ <i>Sind</i> . . . . .	137	680	263	199	223	10,995	25,204	19,603	14,612	14,975
„ <i>Madras</i> . . . . .	3,086	5,006	4,511	1,639	5,221	1,28,852	2,17,397	1,33,291	63,618	2,24,894
„ <i>Burma</i> . . . . .	557	295	213	461	460	21,750	10,987	19,199	24,612	22,969
<b>TOTAL</b>	<b>10,810</b>	<b>10,383</b>	<b>14,907</b>	<b>5,063</b>	<b>7,448</b>	<b>3,87,020</b>	<b>4,28,881</b>	<b>4,40,868</b>	<b>1,89,014</b>	<b>3,30,330</b>

No. 13—continued

ARTICLES AND COUNTRIES OF CONSIGNMENT; ALSO SHARE OF EACH PROVINCE	QUANTITY					VALUE				
	1927-28	1928-29	1929-30	1930-31	1931-32	1927-28	1928-29	1929-30	1930-31	1931-32
						₹	₹	₹	₹	₹
<i>Paper and Pasteboard—continued</i>										
<i>Pasteboard, millboard, and cardboard of all kinds— continued</i>										
<i>Total Pasteboard, millboard, and cardboard of all kinds (III. M)—</i>	<i>Cwts.</i>	<i>Cwts.</i>	<i>Cwts.</i>	<i>Cwts.</i>	<i>Cwts.</i>					
United Kingdom . . . . .	30,151	56,481	46,877	14,475	16,208	6,94,150	11,60,316	8,64,300	3,55,219	3,70,802
Cyprus . . . . .	..	180	..	..	..	..	2,504	..	..	..
Ceylon . . . . .	200	..	28	..	37	1,588	24	726	..	561
Straits Settlements (includ- ing Labuan) . . . . .	12	2	212	30	10	275	95	4,950	190	95
Hongkong . . . . .	..	4	14	..	..	..	405	3,612	62	..
Other British Possessions . .	3	32	..	9	1	242	617	..	406	24
<b>TOTAL BRITISH EMPIRE . . .</b>	<b>30,366</b>	<b>56,699</b>	<b>47,181</b>	<b>14,514</b>	<b>16,256</b>	<b>6,96,253</b>	<b>11,63,961</b>	<b>8,63,588</b>	<b>3,55,867</b>	<b>3,71,182</b>
Finland . . . . .	291	1,494	1,676	2,743	828	3,375	14,058	16,784	30,888	6,810
Sweden . . . . .	15,299	6,864	11,782	4,978	9,814	2,31,950	97,626	1,81,131	73,727	1,39,872
Norway . . . . .	769	1,134	2,481	2,564	3,986	14,107	22,307	45,976	50,148	66,631
Denmark . . . . .	123	..	..	..	120	2,345	..	23	7	818
Germany . . . . .	25,190	44,350	39,621	27,974	32,097	4,71,061	7,64,017	6,68,294	4,39,031	4,92,554
Netherlands . . . . .	145,271	116,928	126,788	79,926	63,801	9,82,360	8,20,569	9,46,981	6,03,125	4,24,653
Belgium . . . . .	4,428	3,509	2,643	3,594	4,832	54,065	53,901	56,307	45,636	1,46,639
France . . . . .	44	172	818	437	112	8,503	12,345	15,368	13,612	9,556
Switzerland . . . . .	28	78	114	49	153	2,190	3,586	6,072	5,306	3,680
Italy . . . . .	1,073	235	658	249	1,158	13,078	4,993	8,152	3,180	13,622
Austria . . . . .	7,879	12,938	12,949	12,440	6,062	1,16,818	1,72,490	1,68,961	1,49,377	76,867
Hungary . . . . .	..	..	187	..	..	..	..	2,208	..	..
Czechoslovakia . . . . .	..	3	90	1,486	5,347	..	202	1,294	18,788	58,979
China (exclusive of Hongkong and Macao) . . . . .	166	..	100	616	122	1,808	..	750	4,104	4,642
Japan . . . . .	86,028	80,629	129,751	156,140	129,738	4,79,418	4,66,067	7,41,911	8,79,536	7,61,267
United States of America—										
<i>Via Atlantic Coast . . . . .</i>	510	462	334	441	1,045	24,400	9,040	8,079	14,956	21,662
<i>  " Pacific " . . . . .</i>	153	291	226	296	22	7,792	2,522	7,123	5,509	1,025
<i>Other Foreign Countries . .</i>	5	..	..	24	..	155	13	17	625	34
<b>TOTAL FOREIGN COUNTRIES . .</b>	<b>287,257</b>	<b>269,082</b>	<b>330,218</b>	<b>293,957</b>	<b>259,237</b>	<b>24,14,025</b>	<b>24,43,735</b>	<b>28,75,491</b>	<b>23,38,000</b>	<b>22,29,217</b>
<i>Share of Bengal . . . . .</i>	<i>123,348</i>	<i>146,673</i>	<i>160,088</i>	<i>82,252</i>	<i>69,334</i>	<i>13,18,372</i>	<i>16,36,352</i>	<i>16,95,374</i>	<i>8,18,810</i>	<i>6,84,668</i>
<i>" Bombay . . . . .</i>	<i>131,232</i>	<i>105,685</i>	<i>149,858</i>	<i>158,706</i>	<i>151,040</i>	<i>10,56,220</i>	<i>9,28,772</i>	<i>11,81,054</i>	<i>11,60,857</i>	<i>11,98,399</i>
<i>" Sind . . . . .</i>	<i>15,248</i>	<i>19,487</i>	<i>14,294</i>	<i>17,031</i>	<i>14,396</i>	<i>1,32,118</i>	<i>2,14,232</i>	<i>1,50,071</i>	<i>1,59,442</i>	<i>1,29,671</i>
<i>" Madras . . . . .</i>	<i>37,926</i>	<i>46,331</i>	<i>40,439</i>	<i>44,145</i>	<i>33,116</i>	<i>5,02,093</i>	<i>7,16,467</i>	<i>5,63,650</i>	<i>4,69,753</i>	<i>4,04,815</i>
<i>" Burma . . . . .</i>	<i>9,369</i>	<i>7,605</i>	<i>12,870</i>	<i>6,337</i>	<i>7,157</i>	<i>1,00,975</i>	<i>1,11,823</i>	<i>1,48,430</i>	<i>85,005</i>	<i>93,446</i>
<b>TOTAL . . . . .</b>	<b>317,623</b>	<b>325,781</b>	<b>377,349</b>	<b>308,471</b>	<b>275,543</b>	<b>31,10,278</b>	<b>36,07,696</b>	<b>37,89,079</b>	<b>26,98,867</b>	<b>25,00,399</b>

GENERAL IMPORTS

( 414 )

No. 13—continued

ARTICLES, AND COUNTRIES OF CONSIGNMENT; ALSO SHARE OF EACH PROVINCE	QUANTITY					VALUE				
	1927-28	1928-29	1929-30	1930-31	1931-32	1927-28	1928-29	1929-30	1930-31	1931-32
<b>Paper and Pasteboard—concluded</b>										
<i>Total Paper and Pasteboard—</i>	<i>Cwts.</i>	<i>Cwts.</i>	<i>Cwts.</i>	<i>Cwts.</i>	<i>Cwts.</i>	<i>R</i>	<i>R</i>	<i>R</i>	<i>R</i>	<i>R</i>
United Kingdom . . . . .	756,073	953,814	1,086,876	829,877	8,14,008	1,09,58,630	1,23,23,535	1,21,86,596	89,85,666	75,64,432
Cyprus . . . . .	..	180	..	..	..	..	2,504	..	..	..
Aden and Dependencies . . . . .	..	52	6	..	..	..	1,100	109	37	..
Ceylon . . . . .	240	11	93	33	45	4,280	738	2,382	1,071	1,032
Straits Settlements (including Labuan) . . . . .	1,000	1,480	1,026	641	976	84,215	41,936	36,778	1,371	21,619
Hongkong . . . . .	2,225	2,830	3,064	3,092	2,394	1,02,880	1,26,825	1,27,677	91,651	47,446
Canada—										
Via Atlantic Coast . . . . .	627	507	330	541	418	22,106	17,703	12,808	15,361	12,823
„ Pacific „ . . . . .	..	..	..	4	..	..	..	..	313	..
Western Australia . . . . .	..	..	..	..	..	17	..	..	..	..
South Australia (including Northern Territory) . . . . .	..	..	..	1	..	..	2	5	95	..
Victoria . . . . .	2	..	1	2	85	254	1	72	274	1,559
Tasmania . . . . .	..	..	..	..	..	..	..	3	26	1
New South Wales . . . . .	..	..	40	..	7	..	56	1,303	7	376
Queensland . . . . .	61	..	..	..	..	1,037	..	..	..	..
Australian Commonwealth (Total) . . . . .	63	..	41	3	92	1,308	59	1,443	402	1,936
Other British Possessions . . . . .	..	54	2	9	1	..	743	24	410	25
<b>TOTAL BRITISH EMPIRE</b> . . . . .	<b>760,288</b>	<b>958,987</b>	<b>1,091,438</b>	<b>834,000</b>	<b>818,054</b>	<b>1,11,22,928</b>	<b>1,25,14,143</b>	<b>1,23,67,317</b>	<b>90,69,191</b>	<b>76,49,313</b>
<b>Russia—</b>										
Northern Russia . . . . .	145	1,388	1,607	222	390	1,678	22,845	10,935	3,605	5,414
Southern „ . . . . .	..	..	..	33	..	..	..	..	525	..
Finland . . . . .	14,514	20,283	44,520	39,277	30,841	2,14,136	2,56,352	5,77,861	5,16,116	4,79,962
Estonia . . . . .	246	3,388	15,417	9,434	2,331	3,347	48,924	2,34,149	1,22,429	26,740
Latvia . . . . .	9,667	2,225	3,240	3,239	945	1,42,980	33,452	48,286	46,323	14,879
Sweden . . . . .	152,088	135,823	212,562	176,466	187,575	28,04,533	24,52,467	38,37,729	29,94,250	23,35,955
Norway . . . . .	230,509	261,902	345,531	304,352	182,079	34,30,228	37,37,446	52,91,074	42,88,165	25,74,547
Denmark . . . . .	133	170	215	120	754	3,008	2,533	4,504	2,266	11,174
Poland (including Dantzic) . . . . .	244	..	253	85	185	3,832	..	4,091	1,045	2,923
Germany . . . . .	160,004	232,209	239,302	149,636	1,66,378	35,12,301	43,69,900	44,51,304	27,67,777	27,48,575
Netherlands . . . . .	231,049	206,030	217,007	153,291	132,359	25,11,310	25,01,807	26,01,033	20,13,340	15,89,832
Belgium . . . . .	46,449	37,274	31,066	26,187	18,360	9,66,263	8,27,726	7,25,540	5,42,204	4,50,538
Luxemburg . . . . .	55	149	..	20	..	1,135	2,660	..	236	..
France . . . . .	2,425	6,279	7,241	3,023	1,249	2,20,304	4,07,270	4,50,535	1,36,047	92,371
Spain . . . . .	163	1,255	361	2	18	3,349	21,623	7,370	564	4,027
Switzerland . . . . .	653	207	241	192	363	18,371	3,343	15,368	11,436	11,535
Portugal . . . . .	..	..	..	..	100	..	..	..	..	2,033
Italy . . . . .	48,098	41,306	31,919	21,457	25,616	6,69,530	5,81,577	5,24,035	3,12,349	3,52,852
Austria . . . . .	124,416	192,456	221,765	203,621	265,320	19,40,219	30,34,042	33,72,218	29,44,920	35,89,835
Fiume . . . . .	..	2	..	..	76	..	160	..	..	2,058
Hungary . . . . .	..	165	793	337	98	..	2,924	14,035	6,180	1,378
Czechoslovakia . . . . .	14,509	26,056	41,147	21,956	24,365	2,74,017	4,48,446	6,03,366	3,56,279	3,77,101
Serb-Croat Slovene State (Jugo-Slavia) . . . . .	348	1,343	1,423	2,597	1,072	6,495	17,654	22,961	38,238	14,320
Armenia . . . . .	..	66	..	..	..	..	1,899	..	..	..
Java . . . . .	5	503	2	41	..	380	8,862	210	967	1
Sum . . . . .	..	..	..	62	..	115	89	..	1,809	2
China (exclusive of Hongkong and Macao) . . . . .	3,757	2,946	3,139	2,998	2,608	1,36,516	1,07,317	1,14,673	91,360	72,156
Japan . . . . .	90,238	86,475	135,732	150,302	135,950	7,37,178	7,50,063	10,41,417	11,08,056	9,78,209
Egypt . . . . .	7	40	16	276	1	716	890	3,923	4,906	193
<b>United States of America—</b>										
Via Atlantic Coast . . . . .	193,321	93,325	92,299	177,632	179,564	13,16,023	8,28,836	7,90,413	12,59,107	11,24,205
„ Pacific „ . . . . .	645	325	409	3,290	2,031	20,313	3,904	11,671	39,137	10,733
Cuba . . . . .	..	..	910	..	..	..	..	4,550	..	..
Other Foreign Countries . . . . .	2	25	45	5	7	533	803	1,470	833	145
<b>TOTAL FOREIGN COUNTRIES</b> . . . . .	<b>1,328,724</b>	<b>1,353,620</b>	<b>1,648,962</b>	<b>1,459,840</b>	<b>1,372,644</b>	<b>1,89,39,460</b>	<b>24,80,912</b>	<b>2,48,63,321</b>	<b>1,96,11,136</b>	<b>1,73,74,793</b>
<i>Share of Bengal</i> . . . . .	<i>589,095</i>	<i>702,427</i>	<i>335,324</i>	<i>674,333</i>	<i>606,378</i>	<i>90,55,516</i>	<i>1,06,19,533</i>	<i>1,22,10,351</i>	<i>38,12,763</i>	<i>70,25,011</i>
„ Bombay . . . . .	776,065	770,367	900,337	755,009	749,554	1,15,97,206	1,13,22,915	1,27,51,010	98,35,114	95,41,172
„ Sind . . . . .	205,129	251,417	231,060	214,049	236,339	21,09,423	22,40,491	31,71,723	21,75,250	21,16,006
„ Madras . . . . .	232,304	374,346	432,272	395,233	386,534	44,05,926	54,32,998	59,06,013	51,61,965	42,45,330
„ Burma . . . . .	235,919	214,000	290,407	254,666	211,693	29,24,317	26,39,113	31,91,536	26,39,237	20,96,037
<b>TOTAL</b> . . . . .	<b>2,089,012</b>	<b>2,312,557</b>	<b>2,740,400</b>	<b>2,293,840</b>	<b>2,190,698</b>	<b>3,00,92,383</b>	<b>3,29,95,055</b>	<b>3,72,31,133</b>	<b>2,36,74,329</b>	<b>2,50,24,106</b>

No. 13—continued

ARTICLES, AND COUNTRIES OF CONSIGNMENT; ALSO SHARE OF EACH PROVINCE	QUANTITY					VALUE				
	1927-28	1928-29	1929-30	1930-31	1931-32	1927-28	1928-29	1929-30	1930-31	1931-32
						₹	₹	₹	₹	₹
<b>Paper making materials— Pulp of Wood (II. D)—</b>										
United Kingdom	3,732	5,994	3,511	9,112	32,441	49,871	80,279	46,897	96,031	2,40,683
Canada <i>via</i> Pacific Coast	..	..	..	..	16,053	..	..	..	..	92,281
<b>TOTAL</b>	<b>3,732</b>	<b>5,994</b>	<b>3,511</b>	<b>9,112</b>	<b>48,494</b>	<b>49,871</b>	<b>80,279</b>	<b>46,897</b>	<b>96,031</b>	<b>3,32,964</b>
Finland	202	24,526	25,983	55,164	38,538	1,647	2,26,531	2,60,775	4,99,187	3,29,828
Sweden	49,701	106,039	147,046	171,158	1,20,529	5,03,834	10,30,749	13,30,126	15,28,114	10,29,454
Norway	269,878	218,803	267,995	174,616	100,796	27,57,997	10,78,667	24,80,645	16,84,116	8,75,711
Germany	23,942	22,891	31,640	30,867	45,976	1,60,762	1,93,308	2,34,136	2,76,340	3,42,382
Netherlands	..	..	..	1,000	..	..	..	..	10,279	..
Belgium	2,000	31	24	25	6	16,515	306	208	216	46
Czechoslovakia	..	..	..	..	1,668	..	..	..	..	14,278
Portugal	..	..	..	..	1,000	..	..	..	..	7,910
Spain	300	..	..	..	..	3,255	..	..	..	..
Italy	16,021	5,804	..	..	..	1,79,174	51,908	..	..	..
Austria	33,146	60,842	10,010	4,149	45,054	3,45,644	5,67,130	89,205	35,132	4,00,145
Japan	..	..	..	1,513	..	..	..	..	12,636	..
United States of America— <i>Via</i> Atlantic Coast	399	438	..	4,400	18,026	5,289	4,911	..	38,480	90,367
<i>    </i> Pacific	..	..	..	2,312	26,704	..	..	..	21,036	1,68,875
<b>TOTAL FOREIGN COUNTRIES</b>	<b>395,489</b>	<b>489,564</b>	<b>482,098</b>	<b>445,204</b>	<b>3,94,197</b>	<b>39,78,617</b>	<b>40,62,574</b>	<b>44,45,000</b>	<b>41,05,530</b>	<b>32,58,496</b>
Share of Bengal	397,617	425,476	467,567	432,597	404,996	40,09,631	39,48,356	42,83,399	39,97,012	32,70,867
Bombay	1,604	10,045	18,238	19,403	36,716	13,857	1,06,538	2,03,346	1,80,696	3,17,094
Sind	..	9,940	4	..	..	..	86,731	60	..	..
Madras	..	97	400	2,316	979	..	1,180	5,132	24,759	9,509
<b>TOTAL</b>	<b>399,221</b>	<b>445,558</b>	<b>486,209</b>	<b>454,316</b>	<b>442,691</b>	<b>40,23,488</b>	<b>41,42,853</b>	<b>44,91,937</b>	<b>42,02,467</b>	<b>35,97,460</b>
<b>Rags and other materials (II. D)</b>										
United Kingdom	87	349	78	91	22	2,808	5,935	2,911	3,758	1,081
Ceylon	..	12	..	..	..	..	120	..	..	..
<b>TOTAL BRITISH EMPIRE</b>	<b>87</b>	<b>361</b>	<b>78</b>	<b>91</b>	<b>22</b>	<b>2,808</b>	<b>6,055</b>	<b>2,911</b>	<b>3,758</b>	<b>1,081</b>
Germany	..	76	..	18	..	..	2,035	..	481	..
United States of America— <i>Via</i> Atlantic Coast	39	..	..	..	..	1,580	..	..	..	..
<i>    </i> Pacific	3	..	..	..	..	64	..	..	..	..
Other Foreign Countries	..	..	3	..	..	..	..	12	..	..
<b>TOTAL FOREIGN COUNTRIES</b>	<b>42</b>	<b>76</b>	<b>3</b>	<b>18</b>	<b>..</b>	<b>1,653</b>	<b>2,035</b>	<b>12</b>	<b>481</b>	<b>..</b>
Share of Bengal	80	361	76	71	22	2,872	6,055	2,823	3,164	1,081
Bombay	39	76	5	38	..	1,589	2,035	100	1,075	..
<b>TOTAL</b>	<b>129</b>	<b>437</b>	<b>81</b>	<b>109</b>	<b>22</b>	<b>4,461</b>	<b>8,090</b>	<b>2,923</b>	<b>4,239</b>	<b>1,081</b>
<b>Total Paper making materials— BRITISH EMPIRE</b>	<b>3,819</b>	<b>6,355</b>	<b>3,589</b>	<b>9,203</b>	<b>48,516</b>	<b>52,679</b>	<b>86,384</b>	<b>49,808</b>	<b>1,00,889</b>	<b>3,40,045</b>
<b>FOREIGN COUNTRIES</b>	<b>395,531</b>	<b>489,640</b>	<b>482,701</b>	<b>445,222</b>	<b>3,94,197</b>	<b>39,75,270</b>	<b>40,64,609</b>	<b>44,45,102</b>	<b>41,06,017</b>	<b>32,58,496</b>
<b>TOTAL</b>	<b>399,350</b>	<b>445,995</b>	<b>486,290</b>	<b>454,425</b>	<b>442,713</b>	<b>40,27,949</b>	<b>41,50,948</b>	<b>44,94,910</b>	<b>42,06,706</b>	<b>35,98,541</b>
<b>Paraffin wax (III. V)—</b>										
United Kingdom	41	50	23	73	2	11,900	84,359	15,890	40,164	2,421
Straits Settlements (including Labuan)	24	..	..	..	12	6,448	10	..	52	6,227
Victoria	..	..	..	10	..	..	..	..	6,985	..
Australian Commonwealth (Total)	..	..	..	10	..	..	..	..	6,985	..
Other British Possessions	..	..	..	..	..	36	..	..	..	..
<b>TOTAL BRITISH EMPIRE</b>	<b>65</b>	<b>50</b>	<b>23</b>	<b>83</b>	<b>14</b>	<b>18,469</b>	<b>84,369</b>	<b>15,890</b>	<b>47,201</b>	<b>8,648</b>
Sweden	18	..	..	..	..	4,602	..	..	..	..
Poland (including Dantzic)	..	30	44	7	..	..	9,983	14,942	2,140	..
Germany	..	44	65	20	16	1	9,164	23,688	8,235	5,826
Austria	8	..	..	..	..	2,907	..	..	..	..
Czechoslovakia	..	..	20	20	..	..	..	8,885	5,127	..
Sumatra	..	..	..	..	9	..	..	..	..	2,262
Borneo (Dutch)	36	51	..	..	10	13,126	16,048	..	..	4,890
Japan	..	10	..	..	..	..	4,930	11,440	198	..
United States of America— <i>Via</i> Atlantic Coast	413	786	985	1,552	482	1,20,430	2,37,681	2,87,130	3,12,654	1,04,392
<i>    </i> Pacific	..	..	20	..	..	..	..	6,089	..	..
Other Foreign Countries	..	..	..	1	1	..	..	45	165	489
<b>TOTAL FOREIGN COUNTRIES</b>	<b>476</b>	<b>921</b>	<b>1,134</b>	<b>1,600</b>	<b>517</b>	<b>1,40,368</b>	<b>2,77,806</b>	<b>3,52,189</b>	<b>3,28,510</b>	<b>1,17,866</b>
Share of Bengal	159	354	431	685	136	45,824	1,97,291	1,35,379	1,94,302	27,020
Bombay	338	432	448	471	269	39,481	1,30,183	1,39,785	1,22,283	62,452
Sind	22	56	15	34	..	8,366	20,423	4,853	10,645	498
Madras	..	19	72	292	46	62	716	23,344	51,305	11,183
Burma	21	110	191	371	30	4,604	53,562	64,718	87,205	24,860
<b>TOTAL</b>	<b>540</b>	<b>971</b>	<b>1,157</b>	<b>1,683</b>	<b>531</b>	<b>1,58,887</b>	<b>2,12,176</b>	<b>3,68,079</b>	<b>3,75,720</b>	<b>1,26,013</b>

GENERAL IMPORTS

( 416 )

No. 13—continued

ARTICLES, AND COUNTRIES OF CONSIGNMENT; ALSO SHARE OF EACH PROVINCE	QUANTITY					VALUE				
	1927-28	1928-29	1929-30	1930-31	1931-32	1927-28	1928-29	1929-30	1930-31	1931-32
						R	R	R	R	R
<b>Perfumery (not being perfumed spirits) (III. V)—</b>										
United Kingdom . . . . .	—	—	—	—	—	22,746	20,296	21,469	19,697	14,301
Aden and Dependencies . . . . .	—	—	—	—	—	1,103	4,086	9,403	10,750	3,091
Ceylon . . . . .	—	—	—	—	—	1,145	1,872	1,545	1,892	2,571
Straits Settlements (including Labuan) . . . . .	—	—	—	—	—	1,26,100	98,837	88,020	81,328	64,551
Hongkong . . . . .	—	—	—	—	—	59,077	50,221	56,716	37,990	27,011
Other British Possessions . . . . .	—	—	—	—	—	8	210	115	18	11
<b>TOTAL BRITISH EMPIRE</b>	—	—	—	—	—	<b>2,10,179</b>	<b>1,75,622</b>	<b>1,72,823</b>	<b>1,51,670</b>	<b>1,11,651</b>
Germany . . . . .	—	—	—	—	—	32,902	34,487	38,546	32,008	38,301
Netherlands . . . . .	—	—	—	—	—	37,030	63,261	44,580	50,577	37,371
France . . . . .	—	—	—	—	—	23,219	31,316	20,588	11,155	19,594
Switzerland . . . . .	—	—	—	—	—	666	1,791	4,059	7,118	5,174
Mascat Territory and Trucial Oman . . . . .	—	—	—	—	—	..	..	..	2,409	3
Other Native States in Arabia . . . . .	—	—	—	—	—	126	10	64	573	3,341
Iraq . . . . .	—	—	—	—	—	171	2,627	709	446	611
Persia . . . . .	—	—	—	—	—	2,73,933	1,10,690	1,20,641	78,061	1,02,661
China (exclusive of Hongkong and Macao) . . . . .	—	—	—	—	—	19,101	31,381	19,613	7,979	2,181
Japan . . . . .	—	—	—	—	—	22,935	6,991	2,466	4,149	191
Egypt . . . . .	—	—	—	—	—	..	9,482	..	..	..
United States of America—										
Via Atlantic Coast . . . . .	—	—	—	—	—	18,921	1,524	227	6	401
Other Foreign Countries . . . . .	—	—	—	—	—	962	564	1,341	119	51
<b>TOTAL FOREIGN COUNTRIES</b>	—	—	—	—	—	<b>4,29,966</b>	<b>2,04,774</b>	<b>2,52,834</b>	<b>1,89,600</b>	<b>2,00,956</b>
<b>Share of Bengal</b>	—	—	—	—	—	<b>1,16,851</b>	<b>90,357</b>	<b>66,901</b>	<b>61,380</b>	<b>37,271</b>
" Bombay . . . . .	—	—	—	—	—	<b>3,00,392</b>	<b>1,30,602</b>	<b>1,11,786</b>	<b>75,194</b>	<b>1,16,994</b>
" Sind . . . . .	—	—	—	—	—	<b>87,212</b>	<b>1,06,477</b>	<b>1,14,605</b>	<b>1,05,179</b>	<b>98,044</b>
" Madras . . . . .	—	—	—	—	—	<b>58,932</b>	<b>76,767</b>	<b>61,430</b>	<b>44,357</b>	<b>35,091</b>
" Burma . . . . .	—	—	—	—	—	<b>76,758</b>	<b>65,393</b>	<b>70,380</b>	<b>55,160</b>	<b>34,113</b>
<b>TOTAL</b>	—	—	—	—	—	<b>6,40,145</b>	<b>4,70,296</b>	<b>4,25,162</b>	<b>3,41,270</b>	<b>3,21,512</b>
<b>Fish and Tar—</b>										
<b>Coal tar and Pitch (III. V)—</b>										
United Kingdom . . . . .	Cwts. 29,884	Cwts. 26,531	Cwts. 35,271	Cwts. 19,750	Cwts. 33,345	2,28,112	1,85,768	1,92,809	1,22,385	1,60,364
Straits Settlements (including Labuan) . . . . .	8	12	39	170	11	170	154	104	1,457	99
Other British Possessions . . . . .	8	86	228	56	14	90	547	880	170	84
<b>TOTAL BRITISH EMPIRE</b>	<b>29,900</b>	<b>26,629</b>	<b>35,538</b>	<b>19,976</b>	<b>33,370</b>	<b>2,28,372</b>	<b>1,86,469</b>	<b>1,93,743</b>	<b>1,24,012</b>	<b>1,60,547</b>
Norway . . . . .	..	..	197	..	..	..	..	2,312	..	..
Germany . . . . .	66	36	73	33	290	3,603	767	1,194	856	3,585
Netherlands . . . . .	..	80	6	129	119	..	1,005	145	964	1,526
Persia . . . . .	39	..	..	..	..	1,196	..	..	..	..
Japan . . . . .	55,162	26,753	5,856	21,826	25,601	3,10,180	1,00,377	22,053	81,191	86,504
United States of America—										
Via Atlantic Coast . . . . .	33	109	..	18	630	534	1,809	..	209	5,471
Other Foreign Countries . . . . .	3	334	44	1	147	15	1,940	634	10	1,260
<b>TOTAL FOREIGN COUNTRIES</b>	<b>55,303</b>	<b>27,303</b>	<b>6,176</b>	<b>22,007</b>	<b>26,837</b>	<b>3,15,531</b>	<b>1,05,808</b>	<b>26,338</b>	<b>83,230</b>	<b>98,382</b>
<b>Share of Bengal</b>	<b>2,058</b>	<b>3,623</b>	<b>5,196</b>	<b>1,296</b>	<b>1,349</b>	<b>18,562</b>	<b>35,730</b>	<b>41,138</b>	<b>13,622</b>	<b>21,576</b>
" Bombay . . . . .	<b>68,624</b>	<b>36,861</b>	<b>22,799</b>	<b>23,211</b>	<b>33,256</b>	<b>4,10,619</b>	<b>1,65,115</b>	<b>95,299</b>	<b>1,16,711</b>	<b>1,43,478</b>
" Sind . . . . .	<b>1,682</b>	<b>1,553</b>	<b>1,441</b>	<b>357</b>	<b>7,247</b>	<b>12,030</b>	<b>9,408</b>	<b>7,799</b>	<b>4,765</b>	<b>28,432</b>
" Madras . . . . .	<b>2,625</b>	<b>3,736</b>	<b>2,861</b>	<b>4,095</b>	<b>2,878</b>	<b>13,947</b>	<b>24,404</b>	<b>15,914</b>	<b>23,053</b>	<b>13,070</b>
" Burma . . . . .	<b>10,314</b>	<b>8,159</b>	<b>9,417</b>	<b>7,524</b>	<b>10,177</b>	<b>83,745</b>	<b>57,710</b>	<b>59,931</b>	<b>50,091</b>	<b>53,373</b>
<b>TOTAL</b>	<b>85,203</b>	<b>53,932</b>	<b>41,714</b>	<b>41,983</b>	<b>60,207</b>	<b>5,43,903</b>	<b>2,92,367</b>	<b>2,20,081</b>	<b>2,07,242</b>	<b>2,64,929</b>

No. 13—continued

ARTICLES, AND COUNTRIES OF CONSIGNMENT; ALSO SHARE OF EACH PROVINCE	QUANTITY					VALUE				
	1927-28	1928-29	1929-30	1930-31	1931-32	1927-28	1928-29	1929-30	1930-31	1931-32
						R	R	R	R	R
<i>Pitch and Tar—continued</i>										
<i>Stockholm tar and Pitch (III. V)—</i>										
United Kingdom	3,824	2,639	3,211	1,844	2,070	48,789	37,045	48,820	26,752	29,932
Other British Possessions	..	8	23	2	..	..	163	484	56	..
<b>TOTAL BRITISH EMPIRE</b>	<b>3,824</b>	<b>2,647</b>	<b>3,234</b>	<b>1,846</b>	<b>2,070</b>	<b>48,789</b>	<b>37,208</b>	<b>49,254</b>	<b>26,808</b>	<b>29,932</b>
Sweden	1,193	866	864	890	917	14,088	8,945	12,173	11,638	8,761
Norway	..	..	197	218	..	..	..	3,543	2,146	..
Germany	..	197	..	211	125	..	3,346	..	2,146	1,256
Japan	369	200	..	..	..	1,445	700	..	..	..
Other Foreign Countries	..	..	..	..	2	..	6	..	..	28
<b>TOTAL FOREIGN COUNTRIES</b>	<b>1,562</b>	<b>1,263</b>	<b>1,061</b>	<b>1,319</b>	<b>1,044</b>	<b>15,533</b>	<b>12,997</b>	<b>15,716</b>	<b>15,925</b>	<b>10,045</b>
<i>Share of Bengal</i>	2,672	1,012	2,764	1,047	595	34,243	14,464	46,340	17,878	9,038
„ <i>Bombay</i>	2,021	1,955	323	1,539	1,632	21,035	23,747	8,735	17,745	13,361
„ <i>Sind</i>	1	92	..	8	..	48	951	..	77	..
„ <i>Madras</i>	39	8	137	5	..	619	157	2,539	120	..
„ <i>Burma</i>	653	343	571	566	887	8,377	10,386	7,306	7,213	12,528
<b>TOTAL</b>	<b>5,386</b>	<b>3,910</b>	<b>4,295</b>	<b>3,165</b>	<b>3,114</b>	<b>64,322</b>	<b>50,205</b>	<b>64,970</b>	<b>42,733</b>	<b>39,977</b>
<i>Total Pitch and Tar—</i>										
United Kingdom	33,708	29,170	38,482	21,594	35,415	2,76,901	2,22,813	2,41,629	1,49,137	1,96,296
Ceylon	8	94	248	58	14	90	704	1,250	226	84
Straits Settlements (including Labuan)	8	12	39	170	11	170	154	104	1,457	99
Other British Possessions	..	..	3	..	..	..	..	14	..	..
<b>TOTAL BRITISH EMPIRE</b>	<b>33,724</b>	<b>29,276</b>	<b>38,772</b>	<b>21,822</b>	<b>35,440</b>	<b>2,77,161</b>	<b>2,23,671</b>	<b>2,42,907</b>	<b>1,50,820</b>	<b>1,96,479</b>
Sweden	1,193	866	864	890	938	14,088	8,945	12,173	11,638	8,899
Norway	..	..	394	218	..	..	..	5,855	2,146	..
Germany	66	233	73	244	415	3,506	4,113	1,194	3,002	4,791
Netherlands	..	30	6	129	119	..	1,005	145	964	1,526
Persia	39	..	..	..	..	1,196	..	..	..	..
Japan	55,531	26,053	5,856	21,826	25,601	3,11,625	1,01,077	22,053	81,191	86,594
United States of America— Via Atlantic Coast	33	100	..	18	680	534	1,809	..	209	5,471
Other Foreign Countries	3	234	44	1	128	15	1,952	634	10	1,146
<b>TOTAL FOREIGN COUNTRIES</b>	<b>56,865</b>	<b>28,566</b>	<b>7,237</b>	<b>23,326</b>	<b>27,831</b>	<b>3,31,064</b>	<b>1,18,901</b>	<b>42,054</b>	<b>99,155</b>	<b>1,08,427</b>
<i>Share of Bengal</i>	4,730	4,935	7,960	2,343	2,444	52,805	50,194	37,473	31,200	30,664
„ <i>Bombay</i>	70,545	26,316	23,622	29,750	39,888	4,31,654	1,33,862	1,04,034	1,33,456	1,66,339
„ <i>Sind</i>	1,683	1,645	1,441	365	7,247	12,073	10,359	7,799	4,842	23,433
„ <i>Madras</i>	2,664	3,744	2,998	4,100	2,673	19,566	24,561	13,503	23,173	13,070
„ <i>Burma</i>	10,907	9,092	9,933	3,090	11,064	92,122	68,586	67,237	67,304	66,901
<b>TOTAL</b>	<b>90,539</b>	<b>57,842</b>	<b>46,009</b>	<b>45,148</b>	<b>63,321</b>	<b>6,08,225</b>	<b>3,42,572</b>	<b>2,35,051</b>	<b>2,49,975</b>	<b>3,04,906</b>

ARTICLES, AND COUNTRIES OF CONSIGNMENT; ALSO SHARE OF EACH PROVINCE	QUANTITY					VALUE				
	1927-28	1928-29	1929-30	1930-31	1931-32	1927-28	1928-29	1929-30	1930-31	1931-32
						₹	₹	₹	₹	₹
<b>Plants, living, including Bulbs and Seeds for sowing (II B)—</b>										
United Kingdom . . . . .	—	—	—	—	—	43,048	25,461	41,474	51,854	22,221
Ceylon	—	—	—	—	—	3,207	4,604	6,387	9,466	2,411
Strait Settlements (including Labuan) . . . . .	—	—	—	—	—	10,703	7,359	3,480	6,531	3,781
Hongkong . . . . .	—	—	—	—	—	806	382	3,295	4,845	1,231
Western Australia . . . . .	—	—	—	—	—	..	1,392	1,170	..	..
Victoria . . . . .	—	—	—	—	—	7,952	8,290	9,616	8,084	5,031
New South Wales . . . . .	—	—	—	—	—	868	516	329	1,103	1,321
<i>Australian Commonwealth (Total)</i> . . . . .	—	—	—	—	—	8,318	10,198	11,115	9,137	6,351
Other British Possessions . . . . .	—	—	—	—	—	341	106	319	38	203
<b>TOTAL BRITISH EMPIRE</b> . . . . .	—	—	—	—	—	66,923	48,110	66,070	81,421	36,801
Germany . . . . .	—	—	—	—	—	13,811	11,111	16,899	13,237	14,181
Netherlands . . . . .	—	—	—	—	—	1,041	4,090	2,148	7,234	9,285
Belgium . . . . .	—	—	—	—	—	1,185	116	..	2,717	445
France . . . . .	—	—	—	—	—	7,700	7,484	12,710	11,183	9,882
Italy . . . . .	—	—	—	—	—	27,187	35,668	7,355	269	2,155
Austria . . . . .	—	—	—	—	—	..	..	3,885	1,097	393
Iraq . . . . .	—	—	—	—	—	13,615	1,885	1,800	914	1,516
Persia . . . . .	—	—	—	—	—	1,006	..	..	..	1,525
Sumatra . . . . .	—	—	—	—	—	..	25	1,551	..	..
China (exclusive of Hongkong and Macao) . . . . .	—	—	—	—	—	2,983	14,937	14,166	8,831	6,029
Java . . . . .	—	—	—	—	—	383	956	2,217	147	676
Japan . . . . .	—	—	—	—	—	5,051	3,259	3,792	4,686	4,361
Egypt . . . . .	—	—	—	—	—	5	1,260	218	1,527	2,527
United States of America— Via Atlantic Coast . . . . .	—	—	—	—	—	32,102	26,384	32,258	41,753	38,519
„ Pacific „ . . . . .	—	—	—	—	—	243	1,044	1,008	2,163	10,413
Other Foreign Countries . . . . .	—	—	—	—	—	652	1,358	1,781	1,574	868
<b>TOTAL FOREIGN COUNTRIES</b> . . . . .	—	—	—	—	—	1,08,664	1,10,227	1,01,788	97,332	1,04,175
<i>Share of Bengal</i> . . . . .	—	—	—	—	—	23,181	23,492	24,716	50,535	17,943
„ Bombay . . . . .	—	—	—	—	—	88,907	90,753	97,163	73,352	85,524
„ Sind . . . . .	—	—	—	—	—	25,502	5,972	6,770	10,575	7,774
„ Madras . . . . .	—	—	—	—	—	17,496	14,174	20,418	18,228	3,912
„ Burma . . . . .	—	—	—	—	—	15,501	23,946	18,791	25,513	20,318
<b>TOTAL</b> . . . . .	—	—	—	—	—	1,75,587	1,58,337	1,67,858	1,78,753	1,40,976
<b>Fishes—</b>										
<i>Polishes and compositions for application to leather (III. V)—</i>										
United Kingdom . . . . .	—	—	—	—	—	14,00,466	15,76,555	17,05,624	12,51,194	11,83,243
South Australia (including Northern Territory) . . . . .	—	—	—	—	—	180	..	..	..	130
Victoria . . . . .	—	—	—	—	—	10,117	7,580	..	..	257
New South Wales . . . . .	—	—	—	—	—	1	192	..	..	..
<i>Australian Commonwealth (Total)</i> . . . . .	—	—	—	—	—	10,398	7,773	..	..	387
Other British Possessions . . . . .	—	—	—	—	—	25	42	265	804	19
<b>TOTAL BRITISH EMPIRE</b> . . . . .	—	—	—	—	—	14,10,789	15,84,375	17,05,789	12,51,998	11,83,649
Germany . . . . .	—	—	—	—	—	8,416	11,011	7,262	8,038	7,120
Netherlands . . . . .	—	—	—	—	—	130	376	61	1,661	..
Belgium . . . . .	—	—	—	—	—	53	230	3,730	140	353
Italy . . . . .	—	—	—	—	—	115	151	392	1	1,108
Japan . . . . .	—	—	—	—	—	802	2,400	393	61	148
United States of America— Via Atlantic Coast . . . . .	—	—	—	—	—	57,964	70,383	40,702	39,148	21,833
„ Pacific „ . . . . .	—	—	—	—	—	..	773	..	..	71
Other Foreign Countries . . . . .	—	—	—	—	—	824	229	166	130	313
<b>TOTAL FOREIGN COUNTRIES</b> . . . . .	—	—	—	—	—	67,904	85,550	52,706	49,229	30,952
<i>Share of Bengal</i> . . . . .	—	—	—	—	—	4,36,858	5,44,099	6,18,331	3,31,561	3,24,997
„ Bombay . . . . .	—	—	—	—	—	5,12,330	5,49,658	4,96,708	3,99,722	3,93,611
„ Sind . . . . .	—	—	—	—	—	3,57,044	3,67,390	4,71,211	3,49,913	3,54,324
„ Madras . . . . .	—	—	—	—	—	92,208	1,00,861	99,339	1,53,485	85,889
„ Burma . . . . .	—	—	—	—	—	79,353	1,07,911	72,356	68,516	55,580
<b>TOTAL</b> . . . . .	—	—	—	—	—	14,78,693	16,69,925	17,58,495	13,01,227	12,14,001



No. 13—continued

ARTICLES, AND COUNTRIES OF CONSIGNMENT; ALSO SHARE OF EACH PROVINCE	QUANTITY					VALUE				
	1927-28	1928-29	1929-30	1930-31	1931-32	1927-28	1928-29	1929-30	1930-31	1931-32
						R	R	R	R	R
<i>Polishes—continued</i>										
<i>Polishes and compositions for application to metals (III. V)—</i>										
United Kingdom . . . . .	—	—	—	—	—	4,86,051	4,63,714	4,26,821	4,02,001	4,17,243
Straits Settlements (including Labuan) . . . . .	—	—	—	—	—	12	378	2,340	708	13
Hongkong . . . . .	—	—	—	—	—	190	1,245	..	..	..
Victoria . . . . .	—	—	—	—	—	1,402	..	1	..	121
New South Wales . . . . .	—	—	—	—	—	417	..	..	..	..
Australian Commonwealth (Total) . . . . .	—	—	—	—	—	1,819	..	1	..	121
Other British Possessions . . . . .	—	—	—	—	—	34	22	215	20	7
<b>TOTAL BRITISH EMPIRE . . . . .</b>	—	—	—	—	—	<b>4,98,708</b>	<b>4,65,859</b>	<b>4,29,386</b>	<b>4,03,425</b>	<b>4,17,384</b>
Germany . . . . .	—	—	—	—	—	8,780	5,044	8,281	7,332	7,017
Belgium . . . . .	—	—	—	—	—	879	1,878	315	328	..
France . . . . .	—	—	—	—	—	6	1,370	408	856	15
United States of America—										
<i>Via Atlantic Coast . . . . .</i>	—	—	—	—	—	27,333	31,595	42,508	36,527	23,577
<i>  " Pacific " . . . . .</i>	—	—	—	—	—	..	120	..	843	3
Other Foreign Countries . . . . .	—	—	—	—	—	1,313	765	557	130	383
<b>TOTAL FOREIGN COUNTRIES . . . . .</b>	—	—	—	—	—	<b>37,811</b>	<b>40,281</b>	<b>52,159</b>	<b>45,521</b>	<b>31,595</b>
Share of Bengal . . . . .	—	—	—	—	—	1,84,474	1,69,722	1,53,905	1,32,720	1,54,055
" Bombay . . . . .	—	—	—	—	—	1,51,029	1,63,210	1,57,308	1,21,282	1,31,905
" Sind . . . . .	—	—	—	—	—	1,11,191	89,945	80,948	82,394	86,002
" Madras . . . . .	—	—	—	—	—	48,392	33,907	42,806	41,109	41,494
" Burma . . . . .	—	—	—	—	—	31,431	36,866	34,818	21,381	35,523
<b>TOTAL . . . . .</b>	—	—	—	—	—	<b>5,26,517</b>	<b>4,05,640</b>	<b>4,80,545</b>	<b>4,48,946</b>	<b>4,48,979</b>
<i>Food Polish (III. V)—</i>										
United Kingdom . . . . .	—	—	—	—	—	71,992	69,242	73,475	57,256	46,416
New South Wales . . . . .	—	—	—	—	—	..	..	..	9,366	..
Australian Commonwealth (Total) . . . . .	—	—	—	—	—	..	..	..	9,366	..
Other British Possessions . . . . .	—	—	—	—	—	..	8	..	205	..
<b>TOTAL BRITISH EMPIRE . . . . .</b>	—	—	—	—	—	<b>71,992</b>	<b>69,250</b>	<b>73,475</b>	<b>66,827</b>	<b>46,416</b>
Germany . . . . .	—	—	—	—	—	6,545	4,320	4,085	875	1,080
United States of America—										
<i>Via Atlantic Coast . . . . .</i>	—	—	—	—	—	6,508	4,316	19,821	15,202	2,545
<i>  " Pacific " . . . . .</i>	—	—	—	—	—	..	..	78	..	..
Other Foreign Countries . . . . .	—	—	—	—	—	19	76	210	6	64
<b>TOTAL FOREIGN COUNTRIES . . . . .</b>	—	—	—	—	—	<b>13,070</b>	<b>8,718</b>	<b>24,194</b>	<b>16,063</b>	<b>3,689</b>
Share of Bengal . . . . .	—	—	—	—	—	11,980	16,153	16,132	8,898	14,763
" Bombay . . . . .	—	—	—	—	—	48,387	40,196	44,208	44,543	21,266
" Sind . . . . .	—	—	—	—	—	11,028	7,161	7,681	7,529	5,037
" Madras . . . . .	—	—	—	—	—	11,457	13,007	23,439	20,118	7,717
" Burma . . . . .	—	—	—	—	—	2,210	1,521	3,209	1,917	722
<b>TOTAL . . . . .</b>	—	—	—	—	—	<b>85,082</b>	<b>77,968</b>	<b>97,669</b>	<b>82,910</b>	<b>60,105</b>

GENERAL IMPORTS

( 420 )

No. 13—continued

ARTICLES, AND COUNTRIES OF CONSIGNMENT; ALSO SHARE OF EACH PROVINCE	QUANTITY					VALUE				
	1927-28	1928-29	1929-30	1930-31	1931-32	1927-28	1928-29	1929-30	1930-31	1931-32
<i>Polishes—continued</i>						₹	₹	₹	₹	₹
<i>Other sorts (III. V) (a)—</i>										
United Kingdom . . . . .	—	—	—	—	—	1,83,268	1,62,630	2,17,575	2,47,317	1,68,495
Ceylon . . . . .	—	—	—	—	—	..	..	16,983	25	..
Hongkong. . . . .	—	—	—	—	—	4,426	2	..	80	71
Victoria . . . . .	—	—	—	—	—	229	..	2,708	..	147
New South Wales . . . . .	—	—	—	—	—	..	..	11	9,492	..
<i>Australian Commonwealth</i> (Total) . . . . .	—	—	—	—	—	229	..	2,719	9,492	147
Other British Possessions . . . . .	—	—	—	—	—	37	7	324	857	37
<b>TOTAL BRITISH EMPIRE</b> . . . . .	—	—	—	—	—	1,87,900	1,62,645	2,37,551	2,57,721	1,68,750
Poland (including Dantzig) . . . . .	—	—	—	—	—	..	..	1,541	..	..
Germany . . . . .	—	—	—	—	—	2,546	1,134	7,259	3,809	2,079
United States of America— Vid Atlantic Coast . . . . .	—	—	—	—	—	44,205	61,471	48,575	61,806	30,015
" Pacific " . . . . .	—	—	—	—	—	60	148	1,439	679	611
Other Foreign Countries . . . . .	—	—	—	—	—	353	1,583	810	1,975	1,416
<b>TOTAL FOREIGN COUNTRIES</b> . . . . .	—	—	—	—	—	47,164	64,336	59,824	68,269	34,121
<i>Share of Bengal . . . . .</i>	—	—	—	—	—	1,07,440	1,06,561	1,35,056	1,73,424	1,16,798
" Bombay . . . . .	—	—	—	—	—	76,723	47,513	44,780	50,767	27,485
" Sind . . . . .	—	—	—	—	—	6,641	12,723	17,223	56,403	19,659
" Madras . . . . .	—	—	—	—	—	17,037	22,722	20,010	18,248	11,983
" Burma . . . . .	—	—	—	—	—	27,233	37,462	30,106	27,143	26,946
<b>TOTAL</b> . . . . .	—	—	—	—	—	2,35,124	2,26,931	2,97,175	3,25,990	2,02,871
<i>Total value of Polishes—</i>										
United Kingdom . . . . .	—	—	—	—	—	21,42,377	22,62,147	24,22,395	19,58,458	18,15,397
Ceylon . . . . .	—	—	—	—	—	39	18	17,182	266	5
Straits Settlements (including Labuan) . . . . .	—	—	—	—	—	59	426	2,446	1,567	69
Hongkong. . . . .	—	—	—	—	—	4,610	1,255	130	184	71
South Australia (including Northern Territory) . . . . .	—	—	—	—	—	130	..	..	..	130
Victoria . . . . .	—	—	—	—	—	11,748	7,586	2,709	..	525
New South Wales . . . . .	—	—	—	—	—	418	192	11	18,858	..
<i>Australian Commonwealth</i> (Total) . . . . .	—	—	—	—	—	12,346	7,778	2,720	18,358	655
Other British Possessions . . . . .	—	—	—	—	—	10	5	328	638	2
<b>TOTAL BRITISH EMPIRE</b> . . . . .	—	—	—	—	—	21,59,447	22,71,629	24,45,201	19,79,971	18,16,199
Poland . . . . .	—	—	—	—	—	..	..	1,707	..	..
Germany . . . . .	—	—	—	—	—	26,287	21,515	26,887	20,054	17,902
Netherlands . . . . .	—	—	—	—	—	630	851	152	2,407	408
Belgium . . . . .	—	—	—	—	—	437	1,744	4,053	676	417
France . . . . .	—	—	—	—	—	186	1,412	705	647	458
Italy . . . . .	—	—	—	—	—	947	953	752	479	1,930
Japan . . . . .	—	—	—	—	—	803	2,751	586	156	554
United States of America— Vid Atlantic Coast . . . . .	—	—	—	—	—	1,36,008	1,67,765	1,51,696	1,52,683	77,970
" Pacific " . . . . .	—	—	—	—	—	60	1,050	1,517	1,527	685
Other Foreign Countries . . . . .	—	—	—	—	—	59	844	528	473	33
<b>TOTAL FOREIGN COUNTRIES</b> . . . . .	—	—	—	—	—	1,65,949	1,98,885	1,88,683	1,79,102	1,00,357
<i>Share of Bengal . . . . .</i>	—	—	—	—	—	7,40,752	3,36,535	9,81,474	6,96,508	6,10,613
" Bombay . . . . .	—	—	—	—	—	7,83,469	3,00,507	7,43,004	6,16,314	5,74,467
" Sind . . . . .	—	—	—	—	—	4,36,804	4,77,225	5,83,083	4,96,274	4,65,622
" Madras . . . . .	—	—	—	—	—	1,69,094	1,70,497	1,86,154	2,33,020	1,47,083
" Burma . . . . .	—	—	—	—	—	1,40,277	1,35,750	1,40,189	1,10,967	1,18,771
<b>TOTAL</b> . . . . .	—	—	—	—	—	23,25,396	24,70,514	26,33,884	21,59,078	19,16,556

No. 13—continued

ARTICLES, AND COUNTRIES OF CONSIGNMENT; ALSO SHARE OF EACH PROVINCE	QUANTITY					VALUE				
	1927-28	1928-29	1929-30	1930-31	1931-32	1927-28	1928-29	1929-30	1930-31	1931-32
<b>Precious stones and pearls, unset— Diamonds* (II. B)—</b>						₹	₹	₹	₹	₹
United Kingdom . . . . .	—	—	—	—	—	10,91,455	9,77,520	9,60,576	1,13,415	1,47,724
Ceylon . . . . .	—	—	—	—	—	3,55,696	37,359	2,929	880	336
Straits Settlements (including Labuan) . . . . .	—	—	—	—	—	10,163	1,41,955	3,95,048	31,243	1,370
Natal . . . . .	—	—	—	—	—	..	20,984	1,321	14,705	45,627
Other Foreign Countries . . . . .	—	—	—	—	—	..	..	..	..	587
<b>TOTAL BRITISH EMPIRE</b>	—	—	—	—	—	14,57,314	11,77,818	13,60,474	1,60,303	1,95,653
Germany . . . . .	—	—	—	—	—	..	..	83	..	..
Netherlands . . . . .	—	—	—	—	—	9,13,932	4,66,996	3,11,928	4,30,792	1,20,031
Belgium . . . . .	—	—	—	—	—	46,52,114	70,77,556	65,87,055	30,14,980	28,00,467
France . . . . .	—	—	—	—	—	35,116	55,228	37,210	32,376	51,299
Switzerland . . . . .	—	—	—	—	—	..	3,036	4,680	..	..
Slam . . . . .	—	—	—	—	—	..	8,500	..	..	..
China (exclusive of Hongkong and Macao) . . . . .	—	—	—	—	—	..	2,587	..	467	..
United States of America— Vld Atlantic Coast . . . . .	—	—	—	—	—	8,999	..	..	6,050	..
<b>TOTAL FOREIGN COUNTRIES</b>	—	—	—	—	—	56,10,161	76,13,903	69,40,051	43,93,674	39,31,707
Share of Bengal . . . . .	—	—	—	—	—	3,64,751	5,32,733	9,44,210	3,30,708	3,55,107
" Bombay . . . . .	—	—	—	—	—	53,27,046	56,47,634	45,62,463	27,99,680	24,05,321
" Sind . . . . .	—	—	—	—	—	935	56	40,138	24,985	76,384
" Madras . . . . .	—	—	—	—	—	11,40,435	11,57,949	13,89,218	10,98,848	3,64,359
" Burma . . . . .	—	—	—	—	—	2,34,308	14,53,349	13,65,396	2,93,756	26,279
<b>TOTAL</b>	—	—	—	—	—	70,67,475	87,91,721	83,01,425	45,53,977	32,27,450
<b>Other Precious stones* (II. B)—</b>										
United Kingdom . . . . .	—	—	—	—	—	2,90,978	6,308	51,727	81,053	57,220
Ceylon . . . . .	—	—	—	—	—	1,34,236	72,864	69,407	42,029	25,891
Straits Settlements (including Labuan) . . . . .	—	—	—	—	—	1,04,396	1,497	7,004	1,05,305	1,402
Hongkong . . . . .	—	—	—	—	—	..	40	..	255	1,221
South Australia (including Northern Territory) . . . . .	—	—	—	—	—	..	..	100	..	..
Victoria . . . . .	—	—	—	—	—	..	..	86	..	..
New South Wales . . . . .	—	—	—	—	—	..	..	1,300	..	..
Australian Commonwealth (Total) . . . . .	—	—	—	—	—	..	..	1,546	..	..
Other British Possessions . . . . .	—	—	—	—	—	110	90	147	48	..
<b>TOTAL BRITISH EMPIRE</b>	—	—	—	—	—	5,23,815	80,799	1,29,331	2,28,690	85,794
Germany . . . . .	—	—	—	—	—	12,306	3,706	200	4,362	1,349
Netherlands . . . . .	—	—	—	—	—	1,06,008	421	727	..	30
Belgium . . . . .	—	—	—	—	—	15,90,687	1,71,261	2,976	35,016	4,142
France . . . . .	—	—	—	—	—	30,080	53,193	1,66,368	3,392	1,18,400
Switzerland . . . . .	—	—	—	—	—	1,800	2,800	3,002	..	..
Italy . . . . .	—	—	—	—	—	1,200	..	..	1,550	800
Austria . . . . .	—	—	—	—	—	3,769	180	..	..	..
Maskat Territory and Trucial Oman . . . . .	—	—	—	—	—	9,000	..	..	..	..
Slam . . . . .	—	—	—	—	—	46	7,324	..	..	40
Egypt . . . . .	—	—	—	—	—	..	..	401	40,000	..
Other Foreign Countries . . . . .	—	—	—	—	—	625	1,195	747	573	401
<b>TOTAL FOREIGN COUNTRIES</b>	—	—	—	—	—	17,56,332	2,40,895	1,74,511	84,893	1,25,312

\* Inclusive of imports by postal packets referred to Collectors of Customs for assessment.

GENERAL IMPORTS

( 422 )

No. 13—continued

ARTICLES AND COUNTRIES OF CONSIGNMENT: ALSO SHARE OF EACH PROVINCE	QUANTITY					VALUE				
	1927-28	1928-29	1929-30	1930-31	1931-32	1927-28	1928-29	1929-30	1930-31	1931-32
						R	R	R	R	R
<i>Precious stones and pearls, unset— continued</i>										
<i>Other Precious stones (II. B)—continued</i>										
Share of Bengal . . . . .	—	—	—	—	—	1,20,035	..	5,235	2,143	..
„ Bombay . . . . .	—	—	—	—	—	70,999	64,939	1,03,883	1,02,129	53,804
„ Sind . . . . .	—	—	—	—	—	3,307	347	24,067	18,557	4,844
„ Madras . . . . .	—	—	—	—	—	1,30,538	76,253	71,388	42,078	25,874
„ Burma . . . . .	—	—	—	—	—	19,60,770	1,80,155	99,769	1,43,076	1,23,584
<b>TOTAL</b>	—	—	—	—	—	22,95,647	3,21,694	3,04,342	3,18,583	2,11,106
<i>Pearls (II. B)—</i>										
United Kingdom . . . . .	—	—	—	—	—	2,071	27	4,857	..	..
Aden and Dependencies . . . . .	—	—	—	—	—	1,89,500	1,39,000	1,23,400	19,200	9,000
Bahrain Islands . . . . .	—	—	—	—	—	19,86,700	16,56,200	17,82,700	5,81,500	5,45,950
Maldives . . . . .	—	—	—	—	—	..	..	..	1,500	..
Ceylon . . . . .	—	—	—	—	—	13,653	..	13,548	3,350	3,580
Straits Settlements (includ- ing Labuan) . . . . .	—	—	—	—	—	..	60	4,288	..	..
Fiji Islands . . . . .	—	—	—	—	—	1,070	..	60	..	..
Other British Possessions . . . . .	—	—	—	—	—	110	..	..	150	10
<b>TOTAL BRITISH EMPIRE</b>	—	—	—	—	—	21,98,104	17,95,287	19,28,848	5,99,700	5,58,540
Italy . . . . .	—	—	—	—	—	..	..	3,000	..	..
Turkey, European . . . . .	—	—	—	—	—	3,000	..	..	..	..
Maskat Territory and Trucial Oman . . . . .	—	—	—	—	—	11,18,940	7,00,600	3,58,500	4,16,700	4,85,391
Other Native States in Arabia . . . . .	—	—	—	—	—	6,60,000	1,590	46,000	83,550	17,503
Persia . . . . .	—	—	—	—	—	1,13,689	66,000	..	..	..
Japan . . . . .	—	—	—	—	—	315	..	..	6,279	..
Egypt . . . . .	—	—	—	—	—	2,683	..	..	..	..
United States of America—										
Via Atlantic Coast . . . . .	—	—	—	—	—	..	6,343	13,733	..	..
„ Pacific „ . . . . .	—	—	—	—	—	..	..	9,297	..	..
<b>TOTAL FOREIGN COUNTRIES</b>	—	—	—	—	—	18,98,627	7,74,533	4,30,530	5,06,529	5,02,894
Share of Bombay . . . . .	—	—	—	—	—	40,72,377	26,69,760	23,41,630	10,90,450	10,54,844
„ Sind . . . . .	—	—	—	—	—	4,000	..	5,000	6,000	3,000
„ Madras . . . . .	—	—	—	—	—	9,420	..	3,603	3,350	3,580
„ Burma . . . . .	—	—	—	—	—	5,434	60	9,140	6,429	10
<b>TOTAL</b>	—	—	—	—	—	40,91,781	25,69,820	28,59,378	11,06,229	10,61,434

No. 13—continued

ARTICLES AND COUNTRIES OF CONSIGNMENT; ALSO SHARE OF EACH PROVINCE	QUANTITY					VALUE				
	1927-28	1928-29	1929-30	1930-31	1931-32	1927-28	1928-29	1929-30	1930-31	1931-32
						₹	₹	₹	₹	₹
<i>Precious stones and pearls, unset— continued</i>										
<i>Total value of Precious stones and Pearls, unset—</i>										
United Kingdom . . . . .	—	—	—	—	—	13,83,599	9,83,855	10,17,160	1,04,468	2,04,944
Aden and Dependencies . . . . .	—	—	—	—	—	1,89,500	1,39,000	1,23,400	13,200	9,000
Bahrain Islands . . . . .	—	—	—	—	—	19,86,700	16,56,200	17,82,700	5,81,500	5,45,950
Maldives . . . . .	—	—	—	—	—	..	..	..	1,500	..
Ceylon . . . . .	—	—	—	—	—	5,03,585	1,10,223	85,884	46,259	29,807
Straits Settlements (including Labuan) . . . . .	—	—	—	—	—	1,14,659	1,43,512	4,06,933	1,36,548	2,841
Hongkong . . . . .	—	—	—	—	—	60	40	..	405	1,231
Natal . . . . .	—	—	—	—	—	..	20,984	1,468	14,765	45,627
South Australia (including Northern Territory) . . . . .	—	—	—	—	—	..	..	160	..	..
Victoria . . . . .	—	—	—	—	—	..	..	86	..	..
New South Wales . . . . .	—	—	—	—	—	..	..	1,300	..	..
<i>Australian Commonwealth (Total)</i>	—	—	—	—	—	..	..	1,548	..	..
Fiji Islands . . . . .	—	—	—	—	—	1,070	50	60	..	..
Other British Possessions . . . . .	—	—	—	—	—	160	40	..	48	587
<b>TOTAL BRITISH EMPIRE</b>	—	—	—	—	—	<b>41,79,233</b>	<b>30,53,904</b>	<b>34,19,153</b>	<b>9,88,698</b>	<b>8,39,987</b>
Germany . . . . .	—	—	—	—	—	12,806	3,706	283	4,362	1,349
Netherlands . . . . .	—	—	—	—	—	10,19,940	4,67,417	3,12,650	4,39,792	1,20,061
Belgium . . . . .	—	—	—	—	—	62,42,801	72,48,817	65,90,031	39,50,005	28,64,609
France . . . . .	—	—	—	—	—	65,196	1,08,421	2,03,578	85,768	1,69,789
Switzerland . . . . .	—	—	—	—	—	1,800	5,886	7,772	..	..
Italy . . . . .	—	—	—	—	—	1,200	..	3,000	1,550	860
Austria . . . . .	—	—	—	—	—	3,769	160	..	..	..
Turkey, European . . . . .	—	—	—	—	—	3,000	..	..	..	..
Maskat Territory and Trucial Oman . . . . .	—	—	—	—	—	11,27,940	7,00,600	3,58,500	4,15,700	4,85,391
Other Native States in Arabia . . . . .	—	—	—	—	—	6,60,000	1,500	46,000	88,550	17,503
Persia . . . . .	—	—	—	—	—	1,18,689	66,000	..	..	..
Siam . . . . .	—	—	—	—	—	46	15,824	..	..	40
China (exclusive of Hong- kong and Macao) . . . . .	—	—	—	—	—	500	2,737	249	525	396
Japan . . . . .	—	—	—	—	—	315	..	..	6,279	..
Egypt . . . . .	—	—	—	—	—	2,683	..	401	40,000	..
United States of America—										
<i>Via Atlantic Coast</i> . . . . .	—	—	—	—	—	9,310	7,248	13,738	6,050	..
<i>  " Pacific Coast</i> . . . . .	—	—	—	—	—	..	..	9,297	..	..
Other Foreign Countries . . . . .	—	—	—	—	—	125	1,045	498	515	5
<b>TOTAL FOREIGN COUNTRIES</b>	—	—	—	—	—	<b>92,65,620</b>	<b>86,29,331</b>	<b>75,45,992</b>	<b>49,85,096</b>	<b>36,60,003</b>
<i>Share of Bengal</i> . . . . .	—	—	—	—	—	4,84,786	5,32,733	9,49,445	3,38,351	3,55,107
<i>  " Bombay</i> . . . . .	—	—	—	—	—	94,70,922	82,82,333	70,07,976	39,92,259	35,16,969
<i>  " Sind</i> . . . . .	—	—	—	—	—	3,242	403	69,205	49,542	84,228
<i>  " Madras</i> . . . . .	—	—	—	—	—	12,30,391	12,34,303	14,64,314	11,44,376	3,93,813
<i>  " Burma</i> . . . . .	—	—	—	—	—	22,00,512	16,33,564	14,74,305	4,48,251	1,49,873
<b>TOTAL</b>	—	—	—	—	—	<b>1,34,44,853</b>	<b>1,16,88,235</b>	<b>1,09,65,145</b>	<b>59,73,799</b>	<b>44,99,990</b>

GENERAL IMPORTS

( 424 )

No. 13—continued

ARTICLES AND COUNTRIES OF CONSIGNMENT; ALSO SHARE OF EACH PROVINCE	QUANTITY					VALUE				
	1927-28	1928-29	1929-30	1930-31	1931-32	1927-28	1928-29	1929-30	1930-31	1931-32
						₹	₹	₹	₹	₹
<b>Printing and Lithographing machinery and materials (excluding paper)—</b>										
<i>Printing and Lithographing presses (III. J)—</i>										
United Kingdom	—	—	—	—	—	11,17,239	12,50,263	13,28,559	7,46,995	6,21,510
Ceylon	—	—	—	—	—	..	3,076	85	..	1,015
Straits Settlements (including Labuan)	—	—	—	—	—	2,167	185	..	997	318
Victoria	—	—	—	—	—	..	..	..	..	1,900
Other British Possessions	—	—	—	—	—	120	..	..	135	..
<b>TOTAL BRITISH EMPIRE</b>	—	—	—	—	—	11,19,526	12,53,524	13,28,674	7,48,127	6,24,743
Germany	—	—	—	—	—	3,01,130	5,29,637	5,97,731	2,52,654	1,63,563
Netherlands	—	—	—	—	—	2,893	28,540	640	..	1,44,531
Belgium	—	—	—	—	—	6,057	1,77,430	644	1,92,291	320
France	—	—	—	—	—	1,147	1,120	2,087	8,469	31,064
Switzerland	—	—	—	—	—	..	..	..	19,358	488
Italy	—	—	—	—	—	9,956	4,107	787	1,846	4,122
Austria	—	—	—	—	—	1,856	..	..	..	284
China (exclusive of Hong-kong and Macao)	—	—	—	—	—	1,269	4,542	2,223	170	..
Japan	—	—	—	—	—	..	5,510	6,919	835	1,916
United States of America— Via Atlantic Coast	—	—	—	—	—	3,09,994	4,04,524	3,46,580	2,25,071	4,95,974
<b>TOTAL FOREIGN COUNTRIES</b>	—	—	—	—	—	7,24,302	11,55,410	9,57,611	7,00,694	8,42,212
Share of Bengal	—	—	—	—	—	7,68,928	11,44,256	12,17,577	6,15,683	5,60,328
„ Bombay	—	—	—	—	—	4,79,589	6,97,117	5,54,766	5,74,287	4,69,348
„ Sind	—	—	—	—	—	1,34,031	1,62,151	78,842	82,093	75,775
„ Madras	—	—	—	—	—	3,72,727	3,75,890	3,93,633	1,64,346	3,54,678
„ Burma	—	—	—	—	—	88,555	29,520	41,467	12,407	16,826
<b>TOTAL</b>	—	—	—	—	—	18,48,828	24,08,934	22,86,285	14,48,821	14,66,955
<b>Printing type (III. V)—</b>										
United Kingdom	832	1,116	621	691	379	1,58,300	2,54,085	1,29,519	1,22,948	69,817
Ceylon	13	29	15	20	21	461	2,208	803	2,315	1,157
Straits Settlement (including Labuan)	..	4	41	49	..	..	800	3,116	8,862	24
Federated Malay States	..	..	..	42	7	..	..	..	7,125	200
<b>TOTAL BRITISH EMPIRE</b>	845	1,149	677	802	407	1,58,761	2,57,088	1,33,498	1,41,250	70,698
Germany	385	669	667	369	208	39,775	80,172	72,359	41,222	27,842
France	2	6	3	..	..	286	1,175	433	..	..
Italy	3	13	22	14	6	759	4,487	2,419	2,072	344
China (exclusive of Hong-kong and Macao)	18	38	157	28	28	1,719	2,690	18,421	3,728	922
Egypt	79	76	101	3	1	13,777	13,507	2,768	500	303
United States of America— Via Atlantic Coast	62	70	80	42	67	13,197	18,021	19,492	12,112	19,083
Other Foreign Countries	5	1	..	1	..	782	200	..	55	..
<b>TOTAL FOREIGN COUNTRIES</b>	554	873	1,030	457	305	75,296	1,20,202	1,10,892	59,689	48,494
Share of Bengal	260	637	544	331	173	53,194	1,09,478	65,418	59,220	28,135
„ Bombay	538	730	557	512	314	78,333	1,63,213	92,945	72,126	57,153
„ Sind	79	138	102	68	97	13,249	18,543	13,608	9,511	12,210
„ Madras	459	403	169	247	65	78,309	67,276	30,747	42,581	11,097
„ Burma	63	114	335	101	63	11,072	13,780	41,612	17,601	10,597
<b>TOTAL</b>	1,899	2,022	1,707	1,259	712	2,34,057	3,77,290	2,44,380	2,00,939	1,19,192

No. 13—continued

ARTICLES, AND COUNTRIES OF CONSIGNMENT; ALSO SHARE OF EACH PROVINCE	QUANTITY					VALUE				
	1927-28	1928-29	1929-30	1930-31	1931-32	1927-28	1928-29	1929-30	1930-31	1931-32
						₹	₹	₹	₹	₹
<b>Printing and lithographing machinery and materials (excluding paper)—continued</b>										
<b>Printers' and lithographers' ink (III. V)—</b>										
United Kingdom . . . . .	—	—	—	—	—	7,87,522	7,08,156	6,47,774	4,58,221	4,06,872
Other British Possessions . . . . .	—	—	—	—	—	..	4	..	21	153
<b>TOTAL BRITISH EMPIRE . . . . .</b>	—	—	—	—	—	7,87,522	7,08,160	6,47,774	4,58,242	4,07,025
Denmark . . . . .	—	—	—	—	—	..	..	484	..	7,878
Germany . . . . .	—	—	—	—	—	90,645	1,08,956	1,57,035	1,32,767	1,17,778
Netherlands . . . . .	—	—	—	—	—	32,520	22,342	9,253	33,267	99,149
Sweden . . . . .	—	—	—	—	—	..	..	124	706	3,039
Austria . . . . .	—	—	—	—	—	202	1,368	1,679	540	..
Italy . . . . .	—	—	—	—	—	76	20	881	..	1,379
Japan . . . . .	—	—	—	—	—	1,058	6,336	9,600	950	459
Egypt . . . . .	—	—	—	—	—	2,338	108	..	..	..
United States of America—										
<i>Via Atlantic Coast . . . . .</i>	—	—	—	—	—	10,579	4,851	13,192	6,076	12,423
<i>„ Pacific „ . . . . .</i>	—	—	—	—	—	1,385	1,167	902	2,510	2,011
Other Foreign Countries . . . . .	—	—	—	—	—	210	393	108	..	600
<b>TOTAL FOREIGN COUNTRIES . . . . .</b>	—	—	—	—	—	1,39,008	1,45,101	1,93,308	1,76,816	2,44,761
Share of Bengal . . . . .	—	—	—	—	—	2,37,351	3,00,084	2,42,834	1,56,473	1,18,233
<i>„ Bombay . . . . .</i>	—	—	—	—	—	4,30,344	2,60,648	2,92,719	2,33,788	2,95,404
<i>„ Sind . . . . .</i>	—	—	—	—	—	1,13,414	1,31,097	1,23,161	1,04,038	99,371
<i>„ Madras . . . . .</i>	—	—	—	—	—	1,07,785	1,23,578	1,40,394	1,19,955	1,22,784
<i>„ Burma . . . . .</i>	—	—	—	—	—	37,136	37,854	41,924	20,807	16,089
<b>TOTAL . . . . .</b>	—	—	—	—	—	9,26,530	8,53,261	8,41,082	6,35,058	6,51,786
<b>Other materials (III. V)—</b>										
United Kingdom . . . . .	—	—	—	—	—	3,84,252	4,77,774	4,06,322	3,70,064	3,48,183
Ceylon . . . . .	—	—	—	—	—	1,808	6,215	492	937	343
Straits Settlements (including Labuan) . . . . .	—	—	—	—	—	659	195	194	..	2,881
Natal . . . . .	—	—	—	—	—	1,098	..	..	..	..
Other British Possessions . . . . .	—	—	—	—	—	48	275	28	367	55
<b>TOTAL BRITISH EMPIRE . . . . .</b>	—	—	—	—	—	3,87,865	4,84,459	4,06,936	3,72,208	3,51,467
Finland . . . . .	—	—	—	—	—	..	1,360	2,326	1,468	3,355
Sweden . . . . .	—	—	—	—	—	1,823	45	114	183	605
Germany . . . . .	—	—	—	—	—	2,60,851	1,91,437	2,06,026	1,85,742	91,064
Netherlands . . . . .	—	—	—	—	—	2,963	1,271	12,843	4,143	2,340
Belgium . . . . .	—	—	—	—	—	671	1,267	7,403	1,843	2,936
France . . . . .	—	—	—	—	—	1,586	5,833	5,783	14,345	13,658
Switzerland . . . . .	—	—	—	—	—	259	1,984	392	4,587	5,059
Italy . . . . .	—	—	—	—	—	94,737	564	2,308	4,233	4,793
Austria . . . . .	—	—	—	—	—	58	283	4,154	1,089	2,837
China (exclusive of Hong-kong and Macao) . . . . .	—	—	—	—	—	178	820	1,534	1,277	20
Japan . . . . .	—	—	—	—	—	..	1,558	2,631	3,389	1,792
Egypt . . . . .	—	—	—	—	—	..	1,000	..	..	..
United States of America—										
<i>Via Atlantic Coast . . . . .</i>	—	—	—	—	—	1,22,980	70,633	65,808	89,610	71,210
<i>„ Pacific „ . . . . .</i>	—	—	—	—	—	566	516	258	268	262
Other Foreign Countries . . . . .	—	—	—	—	—	453	189	247	269	109
<b>TOTAL FOREIGN COUNTRIES . . . . .</b>	—	—	—	—	—	4,86,625	2,78,758	3,11,819	2,02,396	2,00,105
Share of Bengal . . . . .	—	—	—	—	—	1,47,076	1,55,974	2,09,094	2,09,319	1,54,005
<i>„ Bombay . . . . .</i>	—	—	—	—	—	6,13,305	2,91,423	2,81,104	2,00,630	2,02,469
<i>„ Sind . . . . .</i>	—	—	—	—	—	43,527	1,11,963	69,909	64,111	63,833
<i>„ Madras . . . . .</i>	—	—	—	—	—	61,347	1,65,993	1,33,254	1,15,581	99,307
<i>„ Burma . . . . .</i>	—	—	—	—	—	9,235	37,949	84,494	38,973	31,953
<b>TOTAL . . . . .</b>	—	—	—	—	—	8,74,490	7,63,217	7,77,855	6,34,664	5,51,572

GENERAL IMPORTS

( 426 )

No. 13—continued

ARTICLES, AND COUNTRIES OF CONSIGNMENT; ALSO SHARE OF EACH PROVINCE	QUANTITY					VALUE				
	1927-28	1928-29	1929-30	1930-31	1931-32	1927-28	1928-29	1929-30	1930-31	1931-32
						R	R	R	R	R
Printing and Lithographing machinery and materials (excluding paper)—concluded										
<i>Total value of Printing and Lithographing machinery and materials (excluding paper)—</i>										
United Kingdom . . . . .	—	—	—	—	—	24,47,313	26,00,278	25,71,204	16,99,128	14,45,882
Ceylon . . . . .	—	—	—	—	—	2,269	11,498	1,380	8,273	2,520
Straits Settlements (including Labuan) . . . . .	—	—	—	—	—	2,826	1,180	3,310	9,924	3,376
Federated Malay States . . . . .	—	—	—	—	—	..	..	..	7,286	200
Victoria . . . . .	—	—	—	—	—	..	..	..	..	1,905
Natal . . . . .	—	—	—	—	—	1,098	..	..	..	..
Other British Possessions . . . . .	—	—	—	—	—	168	275	28	276	50
<b>TOTAL BRITISH EMPIRE . . . . .</b>	—	—	—	—	—	<b>24,58,674</b>	<b>27,03,231</b>	<b>25,75,922</b>	<b>17,19,837</b>	<b>14,53,933</b>
Finland . . . . .	—	—	—	—	—	..	1,860	2,326	1,468	3,355
Sweden . . . . .	—	—	—	—	—	1,823	45	238	839	3,754
Denmark . . . . .	—	—	—	—	—	..	..	..	..	7,944
Germany . . . . .	—	—	—	—	—	7,81,901	9,10,202	10,38,201	5,62,385	4,00,247
Netherlands . . . . .	—	—	—	—	—	38,376	52,153	22,736	37,410	2,46,020
Belgium . . . . .	—	—	—	—	—	6,840	1,79,090	8,126	1,04,134	3,432
France . . . . .	—	—	—	—	—	3,019	8,128	8,332	22,814	44,722
Switzerland . . . . .	—	—	—	—	—	259	1,984	392	24,000	5,547
Italy . . . . .	—	—	—	—	—	1,05,528	9,128	6,895	8,151	10,643
Austria . . . . .	—	—	—	—	—	2,116	1,651	5,833	1,629	3,071
China (exclusive of Hong-kong and Macao) . . . . .	—	—	—	—	—	3,264	8,052	17,178	5,175	1,366
Japan . . . . .	—	—	—	—	—	1,053	13,402	19,150	5,174	4,167
Egypt . . . . .	—	—	—	—	—	16,115	14,675	2,768	500	303
United States of America— Via Atlantic Coast . . . . .	—	—	—	—	—	4,61,750	4,97,529	4,45,072	3,32,869	5,93,690
„ Pacific „ . . . . .	—	—	—	—	—	1,951	1,683	1,152	2,778	2,273
Other Foreign Countries . . . . .	—	—	—	—	—	1,236	389	731	269	38
<b>TOTAL FOREIGN COUNTRIES . . . . .</b>	—	—	—	—	—	<b>14,25,281</b>	<b>16,99,471</b>	<b>15,73,630</b>	<b>11,99,595</b>	<b>13,35,572</b>
<i>Share of Bengal . . . . .</i>	—	—	—	—	—	<i>12,07,947</i>	<i>17,09,792</i>	<i>17,34,373</i>	<i>10,40,695</i>	<i>8,60,706</i>
„ Bombay . . . . .	—	—	—	—	—	<i>16,01,471</i>	<i>14,12,401</i>	<i>12,21,534</i>	<i>10,86,881</i>	<i>10,14,374</i>
„ Sind . . . . .	—	—	—	—	—	<i>3,04,221</i>	<i>4,23,759</i>	<i>2,85,520</i>	<i>2,59,758</i>	<i>2,51,094</i>
„ Madras . . . . .	—	—	—	—	—	<i>6,20,168</i>	<i>7,32,647</i>	<i>6,98,028</i>	<i>4,42,460</i>	<i>6,87,866</i>
„ Burma . . . . .	—	—	—	—	—	<i>1,45,998</i>	<i>1,24,103</i>	<i>2,09,497</i>	<i>39,688</i>	<i>75,465</i>
<b>TOTAL . . . . .</b>	—	—	—	—	—	<b>38,78,905</b>	<b>44,02,702</b>	<b>41,49,552</b>	<b>29,19,482</b>	<b>27,89,505</b>
Prints, Engravings, and Pictures— Photographs and Picture post-cards (III. V)—										
United Kingdom . . . . .	—	—	—	—	—	97,513	28,052	19,260	20,764	17,387
Ceylon . . . . .	—	—	—	—	—	1,804	1,046	598	1,247	596
Straits Settlements (including Labuan) . . . . .	—	—	—	—	—	664	1,746	904	746	10,348
New South Wales . . . . .	—	—	—	—	—	..	40	2	29	18,610
Australian Commonwealth (Total) . . . . .	—	—	—	—	—	..	40	2	29	18,610
Other British Possessions . . . . .	—	—	—	—	—	1,167	554	69	481	579
<b>TOTAL BRITISH EMPIRE . . . . .</b>	—	—	—	—	—	<b>1,01,148</b>	<b>31,438</b>	<b>20,833</b>	<b>23,267</b>	<b>47,520</b>
Germany . . . . .	—	—	—	—	—	29,915	52,710	39,592	22,742	10,743
Netherlands . . . . .	—	—	—	—	—	336	104	1,053	61	78
Belgium . . . . .	—	—	—	—	—	2,427	1,426	638	755	118
France . . . . .	—	—	—	—	—	15,568	25,931	56,983	34,123	10,567
Italy . . . . .	—	—	—	—	—	2,085	2,010	1,620	1,363	240
United States of America— Via Atlantic Coast . . . . .	—	—	—	—	—	20,166	17,738	13,443	21,136	20,621
„ Pacific „ . . . . .	—	—	—	—	—	..	41	111	582	19
Other Foreign Countries . . . . .	—	—	—	—	—	1,522	2,558	592	923	388
<b>TOTAL FOREIGN COUNTRIES . . . . .</b>	—	—	—	—	—	<b>72,019</b>	<b>1,02,518</b>	<b>1,14,032</b>	<b>81,685</b>	<b>48,774</b>



No. 13—continued

ARTICLES, AND COUNTRIES OF CONSIGNMENT; ALSO SHARE OF EACH PROVINCE	QUANTITY					VALUE				
	1927-28	1928-29	1929-30	1930-31	1931-32	1927-28	1928-29	1929-30	1930-31	1931-32
						₹	₹	₹	₹	₹
<i>Prints, Engravings, and Pictures— continued.</i>										
<i>Photographs and Picture post- cards (III. V)—continued</i>										
<i>Share of Bengal</i>	—	—	—	—	—	47,215	16,033	13,056	23,619	6,712
<i>Bombay</i>	—	—	—	—	—	37,301	61,160	36,510	43,998	33,449
<i>Sind</i>	—	—	—	—	—	10,685	26,466	23,251	18,606	21,763
<i>Madras</i>	—	—	—	—	—	9,711	17,475	9,258	5,965	3,239
<i>Burma</i>	—	—	—	—	—	17,755	12,767	2,790	7,764	31,129
<b>TOTAL</b>	—	—	—	—	—	1,78,167	1,33,956	1,34,865	1,04,952	96,204
<i>Others (III. V)—</i>										
United Kingdom	—	—	—	—	—	88,051	99,244	2,21,573	58,890	3,30,699
Ceylon	—	—	—	—	—	3,084	3,091	3,352	9,004	5,447
Straits Settlements (in- cluding Labuan)	—	—	—	—	—	2,519	2,406	2,313	2,132	2,133
Hongkong	—	—	—	—	—	30	117	935	849	839
New South Wales	—	—	—	—	—	..	44	73	37	18,254
<i>Australian Commonwealth     (Total)</i>	—	—	—	—	—	..	44	73	37	18,254
Canada— <i>Via Atlantic Coast</i>	—	—	—	—	—	..	50	272	630	170
<i>    Pacific</i>	—	—	—	—	—	1,526	..	..	28	4
Other British Possessions	—	—	—	—	—	264	337	1,001	866	506
<b>TOTAL BRITISH EMPIRE</b>	—	—	—	—	—	95,424	1,05,339	2,29,009	72,436	3,53,052
Germany	—	—	—	—	—	67,218	1,00,008	71,412	41,090	23,815
Belgium	—	—	—	—	—	2,193	1,426	3,268	287	493
France	—	—	—	—	—	2,788	6,946	29,832	8,662	30,425
Switzerland	—	—	—	—	—	339	1,700	1,721	491	741
Italy	—	—	—	—	—	3,124	2,251	4,723	2,308	2,806
Austria	—	—	—	—	—	13,716	27,008	23,558	17,693	12,945
China	—	—	—	—	—	534	559	288	271	2,763
Japan	—	—	—	—	—	1,578	1,674	1,867	622	3,069
Egypt	—	—	—	—	—	10	134	2,070	..	20
United States of America— <i>Via Atlantic Coast</i>	—	—	—	—	—	20,716	30,677	47,854	33,291	16,844
<i>    Pacific</i>	—	—	—	—	—	60	31	5	278	31
Other Foreign Countries	—	—	—	—	—	61	237	959	833	714
<b>TOTAL FOREIGN COUNTRIES</b>	—	—	—	—	—	1,12,537	2,22,731	1,92,602	1,56,165	94,751
<i>Share of Bengal</i>	—	—	—	—	—	55,779	64,773	1,41,397	30,464	41,759
<i>    Bombay</i>	—	—	—	—	—	1,14,312	2,03,359	2,22,444	1,50,952	3,76,628
<i>    Sind</i>	—	—	—	—	—	14,960	25,170	18,569	17,733	21,471
<i>    Madras</i>	—	—	—	—	—	13,131	24,131	31,479	16,493	7,509
<i>    Burma</i>	—	—	—	—	—	4,729	5,083	9,322	12,919	3,436
<b>TOTAL</b>	—	—	—	—	—	2,07,961	3,28,070	4,22,211	2,28,601	4,52,803
<i>Total value of Prints, Engraving- ings, and Pictures—</i>										
United Kingdom	—	—	—	—	—	1,85,564	1,27,206	2,40,833	79,054	3,48,086
Ceylon	—	—	—	—	—	4,338	4,137	3,950	10,251	6,043
Straits Settlements (in- cluding Labuan)	—	—	—	—	—	3,133	4,152	3,217	2,378	12,431
Hongkong	—	—	—	—	—	220	354	953	971	851
Canada— <i>Via Atlantic Coast</i>	—	—	—	—	—	399	50	272	640	195
<i>    Pacific</i>	—	—	—	—	—	1,526	..	..	31	4
New South Wales	—	—	—	—	—	..	34	75	66	36,864
<i>Australian Commonwealth     (Total)</i>	—	—	—	—	—	..	34	75	66	36,864
Other British Possessions	—	—	—	—	—	342	704	1,137	1,212	1,043
<b>TOTAL BRITISH EMPIRE</b>	—	—	—	—	—	1,96,672	1,36,777	2,50,442	95,703	4,05,672
Germany	—	—	—	—	—	97,133	1,52,303	1,11,004	63,832	40,558
Netherlands	—	—	—	—	—	442	162	1,343	180	273
Belgium	—	—	—	—	—	4,620	2,852	3,901	1,042	611
France	—	—	—	—	—	13,356	32,377	36,865	42,735	40,992
Switzerland	—	—	—	—	—	339	2,440	1,751	729	741
Italy	—	—	—	—	—	5,209	4,261	6,343	3,761	3,136
Austria	—	—	—	—	—	13,766	27,939	23,558	17,705	12,945
Japan	—	—	—	—	—	1,963	2,132	2,059	1,123	3,332
Egypt	—	—	—	—	—	534	170	2,130	..	21
China	—	—	—	—	—	537	360	421	723	2,773
United States of America— <i>Via Atlantic Coast</i>	—	—	—	—	—	40,832	98,415	61,207	1,04,427	37,465
<i>    Pacific</i>	—	—	—	—	—	60	72	116	360	50
Other Foreign Countries	—	—	—	—	—	665	196	346	673	623
<b>TOTAL FOREIGN COUNTRIES</b>	—	—	—	—	—	1,34,556	3,25,249	3,06,634	2,37,850	1,43,525

GENERAL IMPORTS

( 428 )

No. 13—continued

ARTICLES, AND COUNTRIES OF CONSIGNMENT; ALSO SHARE OF EACH PROVINCE	QUANTITY					VALUE				
	1927-28	1928-29	1929-30	1930-31	1931-32	1927-28	1928-29	1929-30	1930-31	1931-32
						R	R	R	R	R
<b>Prints, Engravings, and Pictures—concluded</b>										
<i>Total value of Prints, Engravings, and Pictures—contd.</i>										
Share of Bengal . . . . .	—	—	—	—	—	1,02,994	80,360	1,54,953	54,073	48,471
“ Bombay . . . . .	—	—	—	—	—	2,02,113	2,70,019	3,08,954	1,99,950	4,10,077
“ Sind . . . . .	—	—	—	—	—	25,645	51,636	39,320	36,339	45,236
“ Madras . . . . .	—	—	—	—	—	27,392	41,656	40,737	22,453	10,743
“ Burma . . . . .	—	—	—	—	—	22,484	17,855	12,612	20,633	34,565
<b>TOTAL</b>	—	—	—	—	—	3,81,128	4,62,026	5,57,076	3,38,553	5,49,097
<b>Provisions and Oilman's stores—</b>										
<b>Bacon and Hams (I. E)—</b>										
	Cwts.	Cwts.	Cwts.	Cwts.	Cwts.					
United Kingdom . . . . .	14,315	14,359	12,927	12,133	9,611	16,43,435	15,39,554	14,45,880	12,80,049	8,26,415
Gibraltar . . . . .	—	9	—	—	—	—	1,098	—	—	—
Ceylon . . . . .	5	5	12	2	2	1,197	889	2,031	430	440
Straits Settlements (including Labuan) . . . . .	12	24	9	4	2	2,220	2,858	1,261	934	134
Hongkong . . . . .	192	157	136	136	166	16,038	12,332	11,213	9,577	7,566
Natal . . . . .	9	4	6	12	15	990	372	732	1,045	1,210
Kenya Colony . . . . .	—	—	2	26	3	—	—	327	3,049	209
Western Australia . . . . .	—	—	1	—	—	—	—	84	—	—
South Australia (including Northern Territory) . . . . .	—	—	—	—	—	—	—	—	40	—
Victoria . . . . .	309	337	537	425	244	42,753	43,817	77,590	50,264	24,523
New South Wales . . . . .	—	2	—	—	—	67	231	—	—	—
Queensland . . . . .	1	—	—	9	7	133	—	—	973	734
<i>Australian Commonwealth (Total)</i> . . . . .	310	339	538	434	251	42,953	44,038	77,674	61,282	25,307
Other British Possessions . . . . .	8	8	—	4	3	823	951	15	722	203
<b>TOTAL BRITISH EMPIRE</b>	14,851	14,905	13,680	12,756	10,053	17,07,666	16,01,152	15,39,133	13,43,033	8,61,539
Denmark . . . . .	17	31	169	227	403	2,067	4,336	22,573	23,596	41,034
Germany . . . . .	21	75	90	45	51	2,704	9,704	12,080	5,453	6,850
Netherlands . . . . .	119	217	494	371	451	19,027	24,534	31,500	39,549	41,865
Austria . . . . .	1	—	—	2	10	90	—	—	242	1,177
Italy . . . . .	1	1	24	3	2	44	217	2,196	835	275
China (exclusive of Hongkong and Macao) . . . . .	3	7	11	2	7	236	302	1,067	231	433
United States of America—										
Via Atlantic Coast . . . . .	146	130	46	101	50	15,163	11,043	5,631	13,306	7,374
“ Pacific “ . . . . .	3	—	—	3	9	420	50	170	136	1,062
Other Foreign Countries . . . . .	7	43	5	5	21	923	1,336	536	309	2,206
<b>TOTAL FOREIGN COUNTRIES.</b>	318	504	639	704	1,004	40,724	52,672	75,353	89,562	1,02,276
Share of Bengal . . . . .	5,950	5,351	5,550	4,835	4,492	6,99,217	6,17,374	6,36,234	5,44,352	4,07,972
“ Bombay . . . . .	4,064	4,191	3,216	2,904	1,573	4,43,331	3,94,603	3,22,476	2,89,579	1,29,344
“ Sind . . . . .	1,917	2,335	2,390	2,373	2,071	2,12,397	2,41,396	2,55,044	2,40,331	1,74,262
“ Madras . . . . .	1,272	1,330	1,536	1,401	1,293	1,61,939	1,58,165	1,95,313	1,49,763	1,09,353
“ Burma . . . . .	1,966	2,162	1,777	1,952	1,623	2,25,456	2,41,736	2,05,419	2,12,670	1,41,379
<b>TOTAL</b>	15,169	15,409	14,519	13,520	11,057	17,48,390	16,53,324	16,14,936	14,37,600	9,63,315
<b>Biscuits and Cakes (I. E)—</b>										
	Cwts.	Cwts.	Cwts.	Cwts.	Cwts.					
United Kingdom . . . . .	43,631	43,633	46,941	34,407	27,117	51,32,535	46,89,333	47,27,432	34,96,933	26,73,739
Ceylon . . . . .	364	293	100	37	41	35,232	30,225	9,241	3,750	3,205
Straits Settlements (including Labuan) . . . . .	6,732	22,337	13,931	10,930	6,949	1,31,509	6,35,033	4,65,793	3,57,530	1,90,906
Palestine . . . . .	14	—	17	—	20	610	—	334	—	1,042
Hongkong . . . . .	7	32	115	2	3	210	1,429	4,349	31	175
Kenya Colony . . . . .	11	1	—	12	30	377	157	—	752	1,549
British West India Islands . . . . .	27	—	—	—	—	1,025	—	—	—	—
Western Australia . . . . .	1	—	—	—	—	75	—	—	—	—
Victoria . . . . .	1,550	370	932	345	462	1,11,421	70,027	37,394	54,233	30,434
Tasmania . . . . .	1	—	—	—	—	65	—	—	41	—
New South Wales . . . . .	71	127	30	—	53	7,095	7,979	3,232	—	3,269
<i>Australian Commonwealth (Total)</i> . . . . .	1,623	997	992	345	515	1,18,656	73,006	71,126	54,309	33,703
Fiji Islands . . . . .	—	31	—	—	—	—	1,311	—	—	—
Other British Possessions . . . . .	61	11	5	6	13	2,393	1,415	601	353	946
<b>TOTAL BRITISH EMPIRE</b>	57,570	67,935	62,101	46,209	34,693	54,73,447	54,37,444	52,79,361	39,13,703	29,11,265

No. 13—continued

ARTICLES, AND COUNTRIES OF CONSIGNMENT; ALSO SHARE OF EACH PROVINCE	QUANTITY					VALUE				
	1927-28	1928-29	1929-30	1930-31	1931-32	1927-28	1928-29	1929-30	1930-31	1931-32
						R	R	R	R	R
<b>Provisions and Oilman's stores— continued.</b>										
<b>Biscuits and Oakes (I. E)— continued</b>	Cwts.	Cwts.	Cwts.	Cwts.	Cwts.					
Germany . . . . .	1,579	494	687	584	34	91,124	22,571	35,111	25,781	1,793
Netherlands . . . . .	749	759	893	378	498	73,048	61,870	82,019	33,118	40,834
Belgium] . . . . .	139	587	1,072	570	311	9,500	39,748	61,873	30,589	17,945
France . . . . .	24	155	354	74	10	2,165	11,943	26,744	6,720	639
Switzerland . . . . .	10	15	20	9	14	1,175	1,357	2,202	963	1,254
Italy . . . . .	8	5	6	1	2	1,628	591	893	266	116
Portugal . . . . .	--	18	--	--	--	--	1,205	--	--	--
China (exclusive of Hongkong and Macão) . . . . .	162	2	60	1	--	3,906	105	2,218	91	4
Japan . . . . .	33	14	8	2	3	2,482	857	577	165	259
United States of America—										
<i>Via</i> Atlantic Coast . . . . .	39	47	41	230	185	3,932	4,812	4,977	10,919	15,393
" Pacific " . . . . .	4	1	12	--	1	252	85	975	--	125
Other Foreign Countries . . . . .	11	15	11	29	13	729	931	1,232	1,603	581
<b>TOTAL FOREIGN COUNTRIES.</b>	<b>2,758</b>	<b>2,112</b>	<b>3,144</b>	<b>1,878</b>	<b>1,071</b>	<b>1,90,631</b>	<b>1,46,081</b>	<b>2,18,826</b>	<b>1,19,215</b>	<b>78,998</b>
<i>Share of Bengal . . . . .</i>	<i>11,217</i>	<i>10,176</i>	<i>12,542</i>	<i>9,007</i>	<i>7,168</i>	<i>10,25,319</i>	<i>9,55,236</i>	<i>10,58,944</i>	<i>7,36,598</i>	<i>6,22,436</i>
" <i>Bombay . . . . .</i>	<i>7,947</i>	<i>8,468</i>	<i>6,349</i>	<i>4,955</i>	<i>4,134</i>	<i>8,53,612</i>	<i>3,66,031</i>	<i>7,45,683</i>	<i>5,20,356</i>	<i>4,07,832</i>
" <i>Sind . . . . .</i>	<i>4,657</i>	<i>5,177</i>	<i>6,751</i>	<i>4,945</i>	<i>4,179</i>	<i>4,76,236</i>	<i>5,36,586</i>	<i>6,61,966</i>	<i>4,72,127</i>	<i>3,95,384</i>
" <i>Madras . . . . .</i>	<i>6,685</i>	<i>6,374</i>	<i>3,994</i>	<i>6,766</i>	<i>5,636</i>	<i>6,56,465</i>	<i>7,57,417</i>	<i>7,87,150</i>	<i>6,42,303</i>	<i>5,11,443</i>
" <i>Burma . . . . .</i>	<i>29,822</i>	<i>39,352</i>	<i>31,009</i>	<i>22,474</i>	<i>14,647</i>	<i>26,46,946</i>	<i>25,16,205</i>	<i>22,44,974</i>	<i>16,61,539</i>	<i>10,52,113</i>
<b>TOTAL . . . . .</b>	<b>60,328</b>	<b>70,047</b>	<b>65,245</b>	<b>48,147</b>	<b>35,764</b>	<b>56,64,078</b>	<b>50,33,525</b>	<b>54,98,707</b>	<b>40,32,923</b>	<b>20,00,258</b>
<b>Butter (including canned) (I E)—</b>	Cwts.	Cwts.	Cwts.	Cwts.	Cwts.					
United Kingdom . . . . .	217	304	731	889	1,542	32,404	49,786	1,22,335	1,59,411	2,23,381
Ceylon . . . . .	10	29	78	129	144	1,676	4,829	11,917	22,075	23,381
Straits Settlements (including Labuan) . . . . .	177	108	37	26	19	28,534	19,484	7,415	3,783	3,381
Hongkong . . . . .	20	--	--	--	--	4,025	2	--	--	--
Natal . . . . .	4	9	6	8	24	645	1,382	1,042	1,302	3,302
Western Australia . . . . .	--	--	--	--	18	--	--	--	--	2,451
Victoria . . . . .	224	224	345	337	520	40,405	43,615	60,015	69,071	70,061
New South Wales . . . . .	171	169	241	151	294	28,120	20,938	45,520	28,248	45,361
Queensland . . . . .	4	22	4	--	--	710	4,200	875	--	41
South Australia (including Northern Territory) . . . . .	--	--	--	--	11	--	--	--	--	1,801
<i>Australian Commonwealth (Total) . . . . .</i>	<i>399</i>	<i>415</i>	<i>590</i>	<i>533</i>	<i>343</i>	<i>69,235</i>	<i>78,613</i>	<i>1,12,410</i>	<i>97,319</i>	<i>1,26,321</i>
New Zealand (including Nauru and Br. Samoa) . . . . .	2	99	318	726	587	268	16,972	53,234	1,25,250	92,311
Other British Possessions . . . . .	5	1	6	7	7	877	106	781	945	781
<b>TOTAL BRITISH EMPIRE . . . . .</b>	<b>334</b>	<b>965</b>	<b>1,766</b>	<b>2,273</b>	<b>3,166</b>	<b>1,37,664</b>	<b>1,71,174</b>	<b>3,09,134</b>	<b>4,03,685</b>	<b>4,72,901</b>
Denmark . . . . .	610	335	446	300	260	1,31,125	74,121	89,304	58,320	45,705
Netherlands . . . . .	16	15	18	20	16	3,299	2,910	2,254	2,945	2,832
France . . . . .	2	11	--	2	--	307	1,687	82	322	--
Persia . . . . .	--	--	--	7	--	--	--	--	1,392	--
Java . . . . .	1	--	2	7	2	305	--	390	1,109	365
United States of America—										
<i>Via</i> Atlantic Coast . . . . .	13	5	19	13	107	2,911	1,152	3,842	2,200	18,064
" Pacific " . . . . .	9	2	3	1	9	1,771	450	537	87	1,437
Other Foreign Countries . . . . .	5	2	6	2	10	371	465	1,817	229	1,029
<b>TOTAL FOREIGN COUNTRIES.</b>	<b>656</b>	<b>370</b>	<b>489</b>	<b>352</b>	<b>404</b>	<b>1,40,589</b>	<b>80,785</b>	<b>97,226</b>	<b>66,706</b>	<b>69,432</b>
<i>Share of Bengal . . . . .</i>	<i>144</i>	<i>130</i>	<i>644</i>	<i>1,052</i>	<i>1,799</i>	<i>22,312</i>	<i>22,126</i>	<i>1,17,042</i>	<i>1,91,171</i>	<i>2,65,757</i>
" <i>Bombay . . . . .</i>	<i>63</i>	<i>106</i>	<i>131</i>	<i>131</i>	<i>308</i>	<i>11,406</i>	<i>16,490</i>	<i>18,927</i>	<i>23,858</i>	<i>35,096</i>
" <i>Sind . . . . .</i>	<i>16</i>	<i>3</i>	<i>16</i>	<i>5</i>	<i>11</i>	<i>3,021</i>	<i>531</i>	<i>2,708</i>	<i>1,016</i>	<i>1,464</i>
" <i>Madras . . . . .</i>	<i>54</i>	<i>66</i>	<i>323</i>	<i>414</i>	<i>541</i>	<i>9,416</i>	<i>26,102</i>	<i>44,956</i>	<i>70,671</i>	<i>38,394</i>
" <i>Burma . . . . .</i>	<i>1,208</i>	<i>930</i>	<i>1,136</i>	<i>973</i>	<i>911</i>	<i>2,31,593</i>	<i>1,86,660</i>	<i>2,22,727</i>	<i>1,33,676</i>	<i>1,51,136</i>
<b>TOTAL . . . . .</b>	<b>1,490</b>	<b>1,335</b>	<b>2,255</b>	<b>2,625</b>	<b>3,570</b>	<b>2,78,253</b>	<b>2,51,959</b>	<b>4,03,360</b>	<b>4,70,391</b>	<b>5,42,397</b>

GENERAL IMPORTS

( 428 )

No. 13—continued

ARTICLES, AND COUNTRIES OF CONSIGNMENT; ALSO SHARE OF EACH PROVINCE	QUANTITY					VALUE				
	1927-28	1928-29	1929-30	1930-31	1931-32	1927-28	1928-29	1929-30	1930-31	1931-32
<b>Prints, Engravings, and Pictures—concluded</b>						R	R	R	R	R
<i>Total value of Prints, Engravings, and Pictures—contd.</i>										
Share of Bengal . . . . .	—	—	—	—	—	1,02,994	80,860	1,54,953	54,073	48,471
„ Bombay . . . . .	—	—	—	—	—	2,02,113	2,70,019	3,08,954	1,99,950	4,10,077
„ Sind . . . . .	—	—	—	—	—	25,645	51,636	39,820	36,339	45,236
„ Madras . . . . .	—	—	—	—	—	27,392	41,656	40,737	22,458	10,748
„ Burma . . . . .	—	—	—	—	—	22,484	17,855	12,612	20,683	34,565
<b>TOTAL</b>	—	—	—	—	—	3,81,128	4,62,026	5,57,076	3,38,553	5,49,097
<b>Provisions and Oilman's stores—</b>										
<b>Bacon and Hams (I. E)—</b>	Cwts.	Cwts.	Cwts.	Cwts.	Cwts.					
United Kingdom . . . . .	14,315	14,359	12,927	12,138	9,611	16,43,435	15,38,554	14,45,880	12,80,949	8,26,415
Gibraltar . . . . .	—	9	—	—	—	—	1,098	—	—	—
Ceylon . . . . .	5	5	12	2	2	1,197	889	2,031	430	440
Straits Settlements (including Labuan) . . . . .	12	24	9	4	2	2,220	2,858	1,261	984	184
Hongkong . . . . .	192	157	136	186	166	16,038	12,332	11,213	9,577	7,566
Natal . . . . .	9	4	6	12	15	990	372	732	1,045	1,210
Kenya Colony . . . . .	—	—	2	26	3	—	—	327	3,049	209
Western Australia . . . . .	—	—	1	—	—	—	—	84	—	—
South Australia (including Northern Territory) . . . . .	—	—	—	—	—	—	—	—	40	—
Victoria . . . . .	309	337	587	425	244	42,758	43,817	77,590	50,264	24,523
New South Wales . . . . .	—	2	—	—	—	67	281	—	—	—
Queensland . . . . .	1	—	—	9	7	183	—	—	978	784
<i>Australian Commonwealth (Total)</i> . . . . .	310	339	588	434	251	42,958	44,098	77,674	51,282	25,307
Other British Possessions . . . . .	8	8	—	4	3	828	951	15	722	208
<b>TOTAL BRITISH EMPIRE</b>	14,851	14,905	13,680	12,756	10,053	17,07,666	16,01,162	15,39,133	13,48,038	8,61,539
Denmark . . . . .	17	31	169	227	408	2,067	4,386	22,573	28,596	41,034
Germany . . . . .	21	75	90	45	51	2,704	9,704	12,080	5,458	6,850
Netherlands . . . . .	119	217	494	371	451	19,027	24,584	31,500	39,549	41,865
Austria . . . . .	1	—	—	2	10	90	—	—	242	1,177
Italy . . . . .	1	1	24	8	2	44	217	2,196	885	275
China (exclusive of Hongkong and Macao) . . . . .	3	7	11	2	7	286	802	1,067	231	433
United States of America—										
Via Atlantic Coast . . . . .	146	130	46	101	50	15,163	11,043	5,681	13,606	7,374
„ Pacific „ . . . . .	3	—	—	3	9	420	50	170	186	1,062
Other Foreign Countries . . . . .	7	43	5	5	21	923	1,886	586	809	2,206
<b>TOTAL FOREIGN COUNTRIES</b>	318	504	839	784	1,004	40,724	52,672	75,853	89,562	1,02,276
Share of Bengal . . . . .	5,950	5,351	5,550	4,885	4,492	6,99,217	6,17,374	6,36,234	5,44,852	4,07,972
„ Bombay . . . . .	4,064	4,191	3,216	2,904	1,578	4,48,331	2,94,603	3,22,476	2,89,579	1,29,844
„ Sind . . . . .	1,917	2,335	2,390	2,378	2,071	2,12,897	2,41,396	2,55,044	2,40,831	1,74,262
„ Madras . . . . .	1,272	1,380	1,586	1,401	1,293	1,61,989	1,58,165	1,95,813	1,49,768	1,09,858
„ Burma . . . . .	1,966	2,153	1,777	1,952	1,623	2,25,456	2,41,736	2,05,410	2,12,570	1,41,379
<b>TOTAL</b>	15,169	15,409	14,519	13,520	11,057	17,48,390	16,58,824	16,14,986	14,37,600	9,63,815
<b>Biscuits and Cakes (I. E)—</b>	Cwts.	Cwts.	Cwts.	Cwts.	Cwts.					
United Kingdom . . . . .	48,081	43,083	46,941	34,407	27,117	51,32,585	46,89,838	47,27,432	34,96,933	26,73,739
Ceylon . . . . .	364	293	100	37	41	35,282	30,225	9,241	3,750	3,205
Straits Settlements (including Labuan) . . . . .	6,782	22,337	13,931	10,960	6,949	1,81,509	6,85,063	4,65,798	3,57,580	1,96,906
Palestine . . . . .	14	—	17	—	20	610	—	834	—	1,042
Hongkong . . . . .	7	32	115	2	3	210	1,429	4,849	81	175
Kenya Colony . . . . .	11	1	—	12	30	677	157	—	752	1,549
British West India Islands . . . . .	27	—	—	—	—	1,025	—	—	—	—
Western Australia . . . . .	1	—	—	—	—	75	—	—	—	—
Victoria . . . . .	1,550	870	962	845	462	1,11,421	70,027	87,894	54,263	30,434
Tasmania . . . . .	1	—	—	—	—	65	—	—	41	—
New South Wales . . . . .	71	127	30	—	53	7,095	7,979	3,232	—	3,269
<i>Australian Commonwealth (Total)</i> . . . . .	1,623	997	992	845	515	1,18,656	78,006	71,126	54,309	33,703
Fiji Islands . . . . .	—	31	—	—	—	—	1,311	—	—	—
Other British Possessions . . . . .	61	11	5	6	18	2,393	1,415	601	353	946
<b>TOTAL BRITISH EMPIRE</b>	57,570	67,935	62,101	46,209	34,693	54,73,447	54,87,444	52,79,881	39,13,708	29,11,265

No. 13—continued

ARTICLES, AND COUNTRIES OF CONSIGNMENT; ALSO SHARE OF EACH PROVINCE	QUANTITY					VALUE				
	1927-28	1928-29	1929-30	1930-31	1931-32	1927-28	1928-29	1929-30	1930-31	1931-32
<b>Provisions and Oilman's stores— continued,</b>						R	R	R	R	R
<b>Biscuits and Cakes (I. E)— continued</b>	Cwts.	Cwts.	Cwts.	Cwts.	Cwts.					
Germany . . . . .	1,579	494	667	584	84	91,124	22,571	35,111	25,791	1,793
Netherlands . . . . .	749	759	893	378	498	73,048	61,876	82,019	33,118	40,884
Belgium] . . . . .	139	587	1,072	570	311	9,500	39,748	61,873	30,589	17,945
France . . . . .	24	155	354	74	10	2,165	11,943	26,744	6,720	639
Switzerland . . . . .	10	15	20	9	14	1,175	1,357	2,202	963	1,254
Italy . . . . .	8	5	6	1	2	1,628	591	808	266	116
Portugal . . . . .	--	18	--	--	--	--	1,205	--	--	--
China (exclusive of Hongkong and Macao) . . . . .	162	2	60	1	--	3,906	105	2,218	91	4
Japan . . . . .	83	14	8	2	3	2,482	857	577	165	259
United States of America—										
<i>Via Atlantic Coast</i> . . . . .	39	47	41	230	185	3,932	4,812	4,977	19,919	15,393
" Pacific " . . . . .	4	1	12	--	1	252	85	975	--	125
Other Foreign Countries . . . . .	11	15	11	29	13	729	931	1,232	1,608	581
<b>TOTAL FOREIGN COUNTRIES.</b>	<b>2,758</b>	<b>2,112</b>	<b>3,144</b>	<b>1,878</b>	<b>1,071</b>	<b>1,90,631</b>	<b>1,46,081</b>	<b>2,18,829</b>	<b>1,19,215</b>	<b>78,998</b>
<i>Share of Bengal</i> . . . . .	11,217	10,176	12,542	9,007	7,168	10,25,319	9,55,236	10,55,944	7,36,598	6,22,436
" Bombay . . . . .	7,947	8,468	6,349	4,955	4,134	3,58,612	3,66,031	7,45,683	5,20,356	4,07,832
" Sind . . . . .	4,657	5,177	6,751	4,945	4,179	4,76,236	5,35,586	6,61,956	4,72,127	3,96,384
" Madras . . . . .	6,685	6,874	3,994	6,766	5,636	6,56,465	7,57,417	7,87,150	6,42,303	5,11,443
" Burma . . . . .	29,822	39,352	31,009	22,474	14,647	26,46,946	25,16,205	22,44,974	16,61,639	10,52,113
<b>TOTAL.</b>	<b>60,328</b>	<b>70,047</b>	<b>65,245</b>	<b>48,147</b>	<b>35,764</b>	<b>56,64,078</b>	<b>56,33,525</b>	<b>54,98,707</b>	<b>40,32,023</b>	<b>29,90,258</b>
<b>Butter (including canned) (I E)—</b>	Cwts.	Cwts.	Cwts.	Cwts.	Cwts.					
United Kingdom . . . . .	217	304	731	889	1,542	32,404	49,786	1,22,335	1,52,411	2,23,389
Ceylon . . . . .	10	29	78	129	144	1,676	4,829	11,917	22,075	23,880
Straits Settlements (including Labuan) . . . . .	177	108	37	26	19	28,534	19,484	7,415	3,768	3,386
Hongkong . . . . .	20	--	--	--	--	4,025	2	--	--	--
Natal . . . . .	4	9	6	8	24	645	1,382	1,042	1,302	3,392
Western Australia . . . . .	--	--	--	--	18	--	--	--	--	2,450
Victoria . . . . .	224	224	245	387	520	40,405	43,615	60,015	69,071	76,665
New South Wales . . . . .	171	169	241	151	294	28,120	29,938	45,520	28,248	45,367
Queensland . . . . .	4	22	4	--	--	710	4,260	875	--	40
South Australia (including Northern Territory) . . . . .	--	--	--	--	11	--	--	--	--	1,800
<i>Australian Commonwealth (Total)</i> . . . . .	399	415	590	638	843	69,235	78,613	1,12,410	97,319	1,26,322
New Zealand (including Nauru and Br. Samoa) . . . . .	2	99	318	726	587	268	16,972	53,234	1,25,250	92,315
Other British Possessions . . . . .	5	1	6	7	7	877	106	781	945	781
<b>TOTAL BRITISH EMPIRE .</b>	<b>834</b>	<b>965</b>	<b>1,766</b>	<b>2,273</b>	<b>3,166</b>	<b>1,37,664</b>	<b>1,71,174</b>	<b>3,09,134</b>	<b>4,03,685</b>	<b>4,72,965</b>
Denmark . . . . .	610	335	446	300	200	1,31,125	74,121	89,304	58,326	45,705
Netherlands . . . . .	16	15	13	20	16	3,299	2,910	2,254	2,945	2,832
France . . . . .	2	11	--	2	--	307	1,687	82	322	--
Persia . . . . .	--	--	--	7	--	--	--	--	1,392	--
Java . . . . .	1	--	2	7	2	305	--	390	1,109	365
United States of America—										
<i>Via Atlantic Coast</i> . . . . .	13	5	19	13	107	2,911	1,152	3,342	2,296	18,064
" Pacific " . . . . .	9	2	3	1	9	1,771	450	537	87	1,487
Other Foreign Countries . . . . .	5	2	6	2	10	871	465	1,817	229	1,029
<b>TOTAL FOREIGN COUNTRIES.</b>	<b>656</b>	<b>870</b>	<b>489</b>	<b>352</b>	<b>404</b>	<b>1,40,589</b>	<b>80,785</b>	<b>97,226</b>	<b>66,706</b>	<b>60,432</b>
<i>Share of Bengal</i> . . . . .	144	130	644	1,063	1,799	22,312	22,126	1,17,042	1,91,171	2,65,757
" Bombay . . . . .	68	106	131	131	308	11,406	16,490	18,927	23,853	35,096
" Sind . . . . .	16	3	16	5	11	3,021	581	2,708	1,016	1,464
" Madras . . . . .	54	66	323	414	541	9,416	26,102	44,956	70,671	88,894
" Burma . . . . .	1,208	930	1,136	973	911	2,31,598	1,86,660	2,22,727	1,33,676	1,51,186
<b>TOTAL .</b>	<b>1,490</b>	<b>1,835</b>	<b>2,255</b>	<b>2,625</b>	<b>3,570</b>	<b>2,78,253</b>	<b>2,51,959</b>	<b>4,06,360</b>	<b>4,70,391</b>	<b>5,42,397</b>

GENERAL IMPORTS

( 430 )

No. 13—continued

ARTICLES, AND COUNTRIES OF CONSIGNMENT; ALSO SHARE OF EACH PROVINCE	QUANTITY					VALUE				
	1927-28	1928-29	1929-30	1930-31	1931-32	1927-28	1928-29	1929-30	1930-31	1931-32
						R	R	R	R	R
Provisions and Oilman's stores— <i>continued</i>										
<i>Canned and bottled provisions (not specified elsewhere)—</i>										
<i>Canned or bottled fruits (L. E.)—</i>	<i>Cwts.</i>	<i>Cwts.</i>	<i>Cwts.</i>	<i>Cwts.</i>	<i>Cwts.</i>					
United Kingdom . . . . .	1,462	1,853	2,218	1,928	1,490	1,27,579	1,87,274	1,45,448	1,23,186	95,831
Ceylon . . . . .	64	5	155	153	64	2,271	402	5,000	3,300	828
Straits Settlements ( <i>including Labuan</i> ) . . . . .	4,876	5,506	7,244	9,142	8,739	2,07,168	1,25,059	1,42,764	1,55,087	1,24,774
Hongkong . . . . .	2,000	2,189	2,938	3,624	2,807	1,00,174	88,566	1,09,514	1,06,149	56,130
Cape of Good Hope . . . . .	35	5	..	..	..	1,187	148	..	..	..
Natal . . . . .	407	98	75	141	44	12,230	3,966	2,858	7,131	1,430
Western Australia . . . . .	..	..	2	..	..	..	..	260	32	..
South Australia ( <i>including Northern Territory</i> ) . . . . .	..	58	..	..	7	..	3,500	..	..	287
Victoria . . . . .	772	1,061	1,777	1,141	721	35,350	56,245	71,536	47,400	25,124
Tasmania . . . . .	638	521	261	554	353	25,550	19,155	10,577	20,131	11,223
New South Wales . . . . .	80	86	50	530	237	2,865	2,904	1,870	21,392	6,216
Queensland . . . . .	..	2	..	..	..	..	72	..	..	..
<i>Australian Commonwealth (Total)</i> . . . . .	<i>1,490</i>	<i>1,723</i>	<i>2,099</i>	<i>2,226</i>	<i>1,318</i>	<i>63,765</i>	<i>81,966</i>	<i>84,262</i>	<i>88,955</i>	<i>42,855</i>
New Zealand ( <i>including Nauru and British Samoa</i> ) . . . . .	..	..	23	..	..	..	..	3,847	..	..
Other British Possessions . . . . .	5	12	11	16	29	200	334	237	651	1,466
<b>TOTAL BRITISH EMPIRE . . . . .</b>	<b>10,989</b>	<b>11,451</b>	<b>14,764</b>	<b>17,229</b>	<b>14,237</b>	<b>5,14,583</b>	<b>4,37,774</b>	<b>4,04,019</b>	<b>4,84,519</b>	<b>3,23,164</b>
Germany . . . . .	18	17	15	25	..	2,159	1,298	2,067	862	5
Netherlands . . . . .	41	11	1	3	1	2,312	1,682	42	181	105
Belgium . . . . .	8	11	24	3	2	1,045	1,180	805	419	344
France . . . . .	268	207	243	203	223	20,980	26,432	27,983	23,241	19,202
Spain . . . . .	14	11	..	13	..	1,208	650	..	944	..
Switzerland . . . . .	18	12	61	63	18	1,200	2,109	4,191	3,882	1,815
Italy . . . . .	40	55	250	466	308	3,298	3,781	13,319	19,561	18,487
Mascat Territory and Trucial Oman . . . . .	114	..	..	..	..	1,639	..	..	..	..
China ( <i>exclusive of Hongkong and Macao</i> ) . . . . .	399	442	554	1,194	919	18,508	15,241	19,386	38,157	19,274
Japan . . . . .	6	40	20	36	26	201	1,162	305	750	478
United States of America— <i>Via Atlantic Coast</i> . . . . .	2,379	2,918	2,310	1,483	704	1,25,958	1,46,241	1,23,680	81,059	37,022
" <i>Pacific</i> " . . . . .	11,071	11,273	15,049	11,910	6,192	5,44,625	5,12,019	7,19,453	5,48,849	2,74,670
Other Foreign Countries . . . . .	68	52	20	34	18	4,008	445	1,584	2,244	1,113
<b>TOTAL FOREIGN COUNTRIES . . . . .</b>	<b>14,444</b>	<b>15,029</b>	<b>18,547</b>	<b>15,433</b>	<b>8,411</b>	<b>7,36,041</b>	<b>7,12,330</b>	<b>9,12,815</b>	<b>7,20,149</b>	<b>3,67,041</b>
<i>Share of Bengal</i> . . . . .	<i>4,870</i>	<i>4,482</i>	<i>7,545</i>	<i>5,669</i>	<i>3,788</i>	<i>2,64,736</i>	<i>2,11,230</i>	<i>3,77,342</i>	<i>2,61,006</i>	<i>1,66,193</i>
" <i>Bombay</i> . . . . .	<i>6,287</i>	<i>6,480</i>	<i>6,846</i>	<i>5,171</i>	<i>1,777</i>	<i>3,82,127</i>	<i>2,93,479</i>	<i>2,96,908</i>	<i>2,13,398</i>	<i>43,796</i>
" <i>Sind</i> . . . . .	<i>3,918</i>	<i>4,129</i>	<i>6,560</i>	<i>7,726</i>	<i>6,878</i>	<i>1,65,826</i>	<i>1,56,660</i>	<i>2,21,747</i>	<i>2,23,667</i>	<i>1,66,934</i>
" <i>Madras</i> . . . . .	<i>2,420</i>	<i>3,620</i>	<i>3,353</i>	<i>3,077</i>	<i>2,982</i>	<i>1,19,386</i>	<i>1,76,681</i>	<i>1,47,065</i>	<i>1,32,864</i>	<i>98,231</i>
" <i>Burma</i> . . . . .	<i>7,888</i>	<i>7,769</i>	<i>8,997</i>	<i>11,019</i>	<i>7,223</i>	<i>3,18,549</i>	<i>3,12,154</i>	<i>3,63,272</i>	<i>3,73,733</i>	<i>2,15,001</i>
<b>TOTAL . . . . .</b>	<b>25,333</b>	<b>26,480</b>	<b>33,301</b>	<b>32,662</b>	<b>22,648</b>	<b>12,50,624</b>	<b>11,50,104</b>	<b>14,06,334</b>	<b>12,04,668</b>	<b>6,90,205</b>
Tinned or canned fish (L. E.)—	<i>Cwts.</i>	<i>Cwts.</i>	<i>Cwts.</i>	<i>Cwts.</i>	<i>Cwts.</i>					
United Kingdom . . . . .	4,520	4,701	4,942	4,667	3,249	3,61,042	3,32,987	3,62,221	3,38,384	2,43,533
Ceylon . . . . .	3	4	16	2	..	187	635	1,279	261	68
Straits Settlements ( <i>including Labuan</i> ) . . . . .	10,875	5,017	4,044	1,936	1,242	3,20,041	1,40,023	1,24,248	48,712	38,687
Federated Malay States . . . . .	..	..	..	370	..	..	..	..	9,020	..
Hongkong . . . . .	410	364	519	344	291	20,530	18,246	27,924	15,927	9,696
Canada—										
<i>Via Atlantic Coast</i> . . . . .	192	67	127	20	370	8,008	2,684	5,807	529	10,634
" <i>Pacific</i> " . . . . .	908	1,630	1,569	2,267	1,042	41,377	76,540	69,919	89,248	31,376
South Australia ( <i>including Northern Territory</i> ) . . . . .	..	..	71	..	..	..	..	3,188	..	..
Victoria . . . . .	..	..	..	1	1	..	..	20	50	136
Tasmania . . . . .	..	..	..	4	..	..	..	..	135	..
<i>Australian Commonwealth (Total)</i> . . . . .	<i>..</i>	<i>..</i>	<i>71</i>	<i>5</i>	<i>1</i>	<i>..</i>	<i>..</i>	<i>3,208</i>	<i>185</i>	<i>136</i>
Other British Possessions . . . . .	6	2	2	13	2	266	168	195	628	237
<b>TOTAL BRITISH EMPIRE . . . . .</b>	<b>17,002</b>	<b>11,885</b>	<b>11,290</b>	<b>9,624</b>	<b>6,197</b>	<b>7,51,451</b>	<b>6,21,263</b>	<b>5,94,711</b>	<b>5,02,882</b>	<b>3,29,467</b>

No. 13—continued

ARTICLES, AND COUNTRIES OF CONSIGNMENT; ALSO SHARE OF EACH PROVINCE	QUANTITY					VALUE				
	1927-28	1928-29	1929-30	1930-31	1931-32	1927-28	1928-29	1929-30	1930-31	1931-32
						Rs	R	R	R	R
Provisions and Oilman's stores— continued Canned and bottled provisions (not specified elsewhere)— continued Tinned or canned fish (L. B)— —continued Russia— Northern Russia . . . . .				1	..	..	..	..	1,118	..
Sweden . . . . .	21	3	3	5	9	1,780	491	263	609	624
Norway . . . . .	1,508	673	463	835	421	66,559	35,624	34,051	66,565	25,077
Germany . . . . .	49	31	27	14	6	5,878	5,975	10,523	6,631	535
Netherlands . . . . .	65	40	..	27	11	3,020	3,354	..	1,274	392
France . . . . .	186	135	136	153	242	23,606	20,977	20,318	20,000	16,986
Spain . . . . .	..	..	..	22	..	..	..	..	1,793	..
Portugal . . . . .	7,141	4,325	893	754	77	3,29,693	1,66,199	34,501	29,784	3,955
Italy . . . . .	50	72	45	78	64	4,365	7,114	4,766	5,927	4,227
China (exclusive of Hongkong and Macao) . . . . .	191	141	159	235	137	19,583	15,825	17,525	22,028	9,696
Japan . . . . .	1,488	84	1,172	101	80	60,998	4,553	38,945	9,532	4,835
United States of America— Via Atlantic Coast . . . . .	4,829	1,020	825	671	75	1,83,835	66,706	47,931	39,347	2,530
" Pacific " . . . . .	60,897	45,326	65,895	47,593	12,470	19,51,767	13,93,514	17,02,242	11,41,231	3,23,726
Hawaii . . . . .	22	..	..	..	..	1,042	..	..	..	..
Other Foreign Countries . . . . .	15	14	28	10	18	1,564	1,001	1,167	951	1,032
<b>TOTAL FOREIGN COUNTRIES</b>	<b>76,262</b>	<b>51,864</b>	<b>69,446</b>	<b>50,439</b>	<b>13,610</b>	<b>26,52,791</b>	<b>17,21,333</b>	<b>19,72,232</b>	<b>13,46,785</b>	<b>3,03,715</b>
Share of Bengal . . . . .	3,267	3,455	2,967	3,524	2,152	2,26,724	2,46,031	2,01,178	2,27,133	1,29,004
" Bombay . . . . .	1,298	2,243	1,585	1,770	304	33,241	1,31,642	90,859	95,456	11,540
" Sind . . . . .	3,503	3,152	3,598	3,903	2,799	2,08,330	1,92,933	2,08,365	2,24,170	1,44,933
" Madras . . . . .	1,107	1,615	1,341	1,780	1,223	30,324	1,07,427	91,571	90,721	67,153
" Burma . . . . .	34,089	53,234	71,245	49,087	13,329	28,00,123	16,64,533	19,74,520	12,14,187	3,70,552
<b>TOTAL</b>	<b>93,264</b>	<b>63,699</b>	<b>80,736</b>	<b>60,063</b>	<b>19,807</b>	<b>34,04,242</b>	<b>23,42,616</b>	<b>25,66,993</b>	<b>18,49,667</b>	<b>7,23,182</b>
Vegetable products (vegetable ghl, vegetable fat, etc.) (L. B)										
United Kingdom . . . . .	6,996	2,172	559	773	641	2,95,152	92,929	20,181	20,043	26,664
Other British Possessions . . . . .	1	7	15	14	..	26	235	1,101	587	81
<b>TOTAL BRITISH EMPIRE</b>	<b>6,997</b>	<b>2,179</b>	<b>574</b>	<b>787</b>	<b>641</b>	<b>2,95,178</b>	<b>93,164</b>	<b>21,282</b>	<b>20,630</b>	<b>26,745</b>
Sweden . . . . .	287	..	..	..	..	11,460	..	..	..	..
Denmark . . . . .	761	55	2,086	7,170	11,773	33,800	2,061	78,005	2,67,276	4,17,965
Germany . . . . .	6,884	6,709	14,637	22,052	12,552	3,05,673	2,64,318	5,78,273	8,33,308	4,80,755
Netherlands . . . . .	372,257	400,873	290,565	232,346	79,251	1,61,45,491	1,54,63,713	1,09,74,785	85,87,006	28,68,701
Belgium . . . . .	57,240	47,334	13,136	28,520	6,718	24,20,670	18,71,090	4,47,991	10,53,812	2,28,212
Luxemburg . . . . .	..	35	..	..	..	..	1,500	..	..	..
France . . . . .	5	54	82	4,664	5,561	231	1,345	3,160	1,83,259	2,07,358
Italy . . . . .	..	16	..	179	..	..	680	..	8,000	..
Perals . . . . .	..	..	..	..	72	..	..	298	5	2,227
Iraq . . . . .	..	..	36	..	..	..	..	1,310	..	..
Slam . . . . .	..	..	..	..	71	..	680	282	..	2,000
Java . . . . .	..	796	8	..	..	..	27,375	220	..	..
Philippine Islands and Guam United States of America— Via Atlantic Coast . . . . .	..	33	2	15	8	..	1,316	125	1,271	729
" Pacific " . . . . .	..	10	..	10	27	..	290	..	498	1,306
Other Foreign Countries . . . . .	..	..	..	17	1	..	..	..	480	22
<b>TOTAL FOREIGN COUNTRIES</b>	<b>437,434</b>	<b>456,005</b>	<b>320,552</b>	<b>295,239</b>	<b>116,208</b>	<b>1,89,17,325</b>	<b>1,76,34,188</b>	<b>1,19,83,878</b>	<b>1,03,73,769</b>	<b>42,14,892</b>
Share of Bengal . . . . .	97,031	111,399	49,154	64,197	19,362	42,62,201	43,45,985	17,74,246	20,71,766	6,76,129
" Bombay . . . . .	147,660	131,443	101,463	104,213	40,162	67,22,453	54,93,919	40,70,361	33,90,301	14,97,225
" Sind . . . . .	167,952	155,046	125,378	76,056	17,845	69,90,142	55,25,930	43,62,499	25,51,315	5,55,254
" Madras . . . . .	25,329	51,423	37,673	49,332	29,379	9,43,236	19,34,214	15,06,607	19,14,924	11,42,187
" Burma . . . . .	6,559	8,363	7,453	12,223	10,101	2,39,416	3,77,304	2,91,447	4,74,093	3,70,842
<b>TOTAL</b>	<b>444,431</b>	<b>458,184</b>	<b>321,126</b>	<b>296,026</b>	<b>116,849</b>	<b>1,92,12,503</b>	<b>1,77,27,352</b>	<b>1,20,05,160</b>	<b>1,09,03,399</b>	<b>42,41,637</b>

GENERAL IMPORTS

( 432 )

No. 13—continued

ARTICLES AND COUNTRIES OF CONSIGNMENT; ALSO SHARE OF EACH PROVINCE	QUANTITY					VALUE				
	1927-28	1928-29	1929-30	1930-31	1931-32	1927-28	1928-29	1929-30	1930-31	1931-32
Provisions and Oilman's stores— continued Canned and bottled provisions (not specified elsewhere)— continued Others (L. E)—	Cwts.	Cwts.	Cwts.	Cwts.	Cwts.	R	R	R	R	R
United Kingdom . . . . .	60,572	63,696	67,725	61,389	59,159	31,677	43,51,031	45,70,339	39,86,722	36,22,718
Palatine . . . . .	57	44	..	206	493	3,537	2,999	..	13,967	30,169
Aden and Dependencies . . . . .	12	2	10	25	40	953	324	673	1,495	2,169
Bahrain Islands . . . . .	1	7	3	..	16	60	467	95	25	2,068
Ceylon . . . . .	51	146	75	49	68	3,700	3,267	5,517	3,354	6,214
Strait Settlements (including Labuan) . . . . .	1,149	683	714	1,260	2,143	23,539	24,306	21,632	30,386	35,376
Hongkong . . . . .	2,529	1,964	1,758	2,738	2,375	90,623	69,553	58,659	76,553	60,933
Cape of Good Hope . . . . .	41	24	34	11	5	3,423	1,954	3,534	967	236
Natal . . . . .	259	245	422	297	421	13,343	17,537	24,296	16,354	24,583
Zanzibar and Pemba . . . . .	92	17	12	145	11	4,075	793	920	1,759	586
Transvaal . . . . .	1	32	..	..	..	40	1,342	10	34	12
Kenya Colony . . . . .	75	43	61	161	125	6,129	2,053	3,640	9,490	6,261
Mauritius and Dependencies . . . . .	3	15	2	25	26	402	905	116	1,441	1,204
Canada— Via Atlantic Coast . . . . .	168	77	27	62	49	3,389	4,343	1,940	4,573	3,201
" Pacific " . . . . .	..	26	77	96	554	..	1,339	3,110	4,454	17,825
British West India Islands . . . . .	30	..	..	21	..	990	..	..	1,755	..
Western Australia . . . . .	..	9	8	..	..	..	279	740	35	44
South Australia (including Northern Territory) . . . . .	1	27	2	10	26	96	2,494	199	439	1,356
Victoria . . . . .	2,707	4,020	2,722	3,330	4,097	1,32,933	1,79,431	1,31,734	1,68,770	1,55,963
Tasmania . . . . .	231	193	14	83	772	11,035	3,430	1,007	3,413	25,493
New South Wales . . . . .	64	251	29	123	341	2,833	3,745	1,713	5,133	15,174
Queensland . . . . .	15	..	..	42	1	1,204	304	3	2,664	211
Australian Commonwealth (Total) . . . . .	3,019	4,419	2,775	3,593	3,337	1,43,153	1,94,723	1,35,451	1,50,514	1,33,246
New Zealand (including Nauru and British Samoa) . . . . .	1	12	..	100	59	513	1,252	25	6,003	2,473
Other British Possessions . . . . .	30	22	6	7	13	1,596	1,311	532	633	1,054
<b>TOTAL BRITISH EMPIRE . . . . .</b>	<b>68,088</b>	<b>71,679</b>	<b>73,701</b>	<b>70,236</b>	<b>71,904</b>	<b>45,31,167</b>	<b>46,35,654</b>	<b>43,39,549</b>	<b>43,40,527</b>	<b>40,15,873</b>
Sweden . . . . .	12	8	27	36	25	1,030	1,045	1,261	2,344	2,622
Norway . . . . .	368	204	168	223	116	26,143	12,353	16,344	17,725	3,032
Denmark . . . . .	30	29	21	111	215	2,750	2,739	2,179	11,209	19,070
Germany . . . . .	779	692	526	353	593	60,223	59,415	37,507	33,592	26,550
Netherlands . . . . .	6,320	7,475	6,312	4,392	4,673	1,30,299	2,35,199	2,06,613	1,75,105	1,35,451
Belgium . . . . .	2,261	4,173	5,231	7,268	6,330	60,247	1,10,612	1,03,665	1,34,459	1,07,375
France . . . . .	4,324	5,793	7,223	6,320	4,293	2,73,230	2,95,069	3,00,139	2,33,493	1,53,125
Spain . . . . .	51	73	156	94	33	19,964	6,329	7,932	4,153	2,064
Portugal . . . . .	215	62	49	69	24	1,199	4,269	5,319	5,305	1,893
Switzerland . . . . .	165	234	264	367	306	13,205	23,739	22,630	29,413	31,373
Czechoslovakia . . . . .	..	1	4	..	1,100	..	65	249	..	14,361
Italy . . . . .	934	1,344	1,932	2,532	3,613	32,533	1,13,740	97,999	1,13,763	1,10,560
Austria . . . . .	320	214	69	69	39	11,743	3,020	4,147	2,670	2,110
Hungary . . . . .	21	3	17	23	13	1,403	137	1,021	376	596
Greece . . . . .	6	3	14	29	..	400	503	646	1,652	..
Iraq Native States in Arabia other than Mascat Territory and Trucial Oman . . . . .	45	23	59	70	90	1,123	1,619	1,635	1,972	2,651
Java Indo-China (including Cochinchina, Cambodia, Annam, Tonquin and French leased territories in China) China (exclusive of Hongkong and Macao) . . . . .	9	13	20	45	43	767	1,194	1,235	2,143	2,430
Japan . . . . .	361	351	364	336	285	23,430	20,157	31,503	23,579	19,722
Egypt . . . . .	17	8	20	90	62	903	634	1,430	3,034	3,996
Portuguese East Africa . . . . .	40	152	73	151	5	2,453	3,430	3,792	6,345	305
United States of America— Via Atlantic Coast . . . . .	11,053	13,202	3,694	10,259	10,910	5,52,257	6,13,565	5,13,623	5,57,341	5,21,254
" Pacific " . . . . .	7,192	6,422	6,369	7,395	5,333	3,55,621	3,37,553	3,70,641	3,60,365	2,75,379
Uruguay . . . . .	..	62	64	305	..	..	2,534	2,671	15,435	..
Argentine Republic (including the Atlantic Coast of Patagonia) . . . . .	95	71	27	366	190	4,375	3,350	1,100	17,931	9,554
Other Foreign Countries . . . . .	21	26	25	41	37	1,760	1,374	2,742	2,594	2,060
<b>TOTAL FOREIGN COUNTRIES . . . . .</b>	<b>35,931</b>	<b>43,211</b>	<b>40,147</b>	<b>42,945</b>	<b>39,812</b>	<b>17,30,127</b>	<b>19,49,051</b>	<b>18,21,435</b>	<b>18,13,933</b>	<b>15,39,706</b>



No. 13—continued

ARTICLES, AND COUNTRIES OF CONSIGNMENT; ALSO SHARE OF EACH PROVINCE	QUANTITY					VALUE				
	1927-28	1928-29	1929-30	1930-31	1931-32	1927-28	1928-29	1929-30	1930-31	1931-32
<b>Provisions and Oilman's stores— continued</b>						R	R	R	R	R
<b>Canned and bottled Provisions (not specified elsewhere)— concluded</b>										
<b>Others—continued</b>	Cwts.	Cwts.	Cwts.	Cwts.	Cwts.					
Share of Bengal . . . . .	35,326	37,069	34,327	33,375	27,139	19,34,201	19,99,332	18,03,927	17,75,117	13,33,327
"    Bombay . . . . .	34,661	42,911	42,333	42,461	49,115	24,15,318	27,03,557	27,99,576	25,06,473	26,90,536
"    Sind . . . . .	10,130	10,876	13,535	13,768	10,329	6,16,069	6,65,727	3,08,863	7,72,744	5,93,824
"    Madras . . . . .	11,005	14,441	13,398	13,402	16,237	4,65,111	6,45,717	6,52,017	5,57,578	5,46,584
"    Burma . . . . .	12,387	9,593	9,705	10,174	8,396	3,30,595	6,19,322	5,91,601	5,42,543	3,85,713
<b>TOTAL</b>	<b>104,009</b>	<b>114,890</b>	<b>113,848</b>	<b>113,180</b>	<b>111,716</b>	<b>62,61,294</b>	<b>66,34,705</b>	<b>66,60,984</b>	<b>61,54,465</b>	<b>55,55,584</b>
<b>Cheese (including canned) (I. E)—</b>	Cwts.	Cwts.	Cwts.	Cwts.	Cwts.					
United Kingdom . . . . .	2,434	2,381	2,121	1,838	1,869	2,75,178	2,33,761	2,42,653	2,08,231	1,63,639
Straits Settlements (including Labuan) . . . . .	12	11	2	31	4	1,592	1,415	494	1,355	449
Natal . . . . .	8	21	13	14	38	1,337	3,165	1,693	1,760	3,729
Kenya Colony . . . . .	..	..	10	5	8	5	..	1,039	534	789
Victoria . . . . .	116	193	138	159	118	16,260	27,165	20,059	22,625	112,143
Tasmania . . . . .	..	6	..	..	..	..	1,262	..	..	..
New South Wales . . . . .	..	..	..	..	..	15	..	..	..	34
Queensland . . . . .	4	3	10	..	..	424	575	1,765	..	..
<b>Australian Commonwealth (Total)</b> . . . . .	<b>120</b>	<b>207</b>	<b>143</b>	<b>169</b>	<b>113</b>	<b>16,699</b>	<b>29,002</b>	<b>21,324</b>	<b>22,625</b>	<b>12,132</b>
Other British Possessions . . . . .	2	3	1	3	..	444	1,025	280	297	44
<b>TOTAL BRITISH EMPIRE</b>	<b>2,576</b>	<b>2,623</b>	<b>2,295</b>	<b>2,050</b>	<b>2,037</b>	<b>2,95,255</b>	<b>3,18,363</b>	<b>2,67,383</b>	<b>2,36,322</b>	<b>1,80,333</b>
Norway . . . . .	..	6	23	33	5	..	570	1,063	4,646	599
Denmark . . . . .	2	15	..	..	..	130	1,313	..	..	..
Germany . . . . .	99	117	34	25	23	10,437	10,668	3,613	1,742	12,335
Netherlands . . . . .	7,621	6,922	6,970	6,899	4,262	6,86,243	6,51,002	6,60,720	6,16,380	3,40,696
Belgium . . . . .	64	114	307	77	44	7,811	12,291	23,187	9,124	3,044
France . . . . .	136	239	90	55	20	19,123	32,171	10,276	5,342	2,459
Switzerland . . . . .	629	786	907	1,105	818	94,430	1,14,018	1,27,362	1,16,708	89,065
Italy . . . . .	129	146	180	94	112	17,179	16,518	19,633	10,874	11,936
Iraq . . . . .	33	17	25	36	25	1,673	864	1,199	1,750	1,116
United States of America—										
Via Atlantic Coast . . . . .	200	127	42	18	1	22,326	16,249	5,855	2,353	349
"    Pacific " . . . . .	1	..	2	..	2	136	258	247	46	325
Other Foreign Countries . . . . .	12	4	1	11	..	1,227	445	177	1,167	90
<b>TOTAL FOREIGN COUNTRIES</b>	<b>8,931</b>	<b>8,493</b>	<b>8,581</b>	<b>8,393</b>	<b>5,312</b>	<b>3,61,264</b>	<b>3,56,367</b>	<b>3,54,232</b>	<b>7,69,022</b>	<b>4,52,025</b>
Share of Bengal . . . . .	3,161	2,964	3,336	3,047	2,301	3,33,993	3,22,690	3,34,560	2,77,364	2,19,972
"    Bombay . . . . .	3,911	3,376	2,943	2,593	1,950	3,67,960	3,55,639	3,18,952	2,61,732	1,07,568
"    Sind . . . . .	2,431	2,514	2,525	2,775	1,495	2,50,133	2,53,166	2,55,344	2,69,436	1,33,264
"    Madras . . . . .	1,120	1,323	1,233	1,162	1,124	1,14,477	1,45,503	1,23,556	1,14,469	1,03,664
"    Burma . . . . .	334	944	339	376	679	35,061	97,627	84,703	82,343	63,989
<b>TOTAL</b>	<b>11,507</b>	<b>11,121</b>	<b>10,876</b>	<b>10,443</b>	<b>7,349</b>	<b>11,56,519</b>	<b>11,74,735</b>	<b>11,22,115</b>	<b>10,05,444</b>	<b>6,33,457</b>
<b>Cocoa and Chocolate (I. E)—</b>	Cwts.	Cwts.	Cwts.	Cwts.	Cwts.					
United Kingdom . . . . .	2,300	2,979	2,264	2,127	2,206	2,03,515	3,08,546	2,03,536	1,99,173	1,95,177
Straits Settlements (including Labuan) . . . . .	273	1,606	18	..	..	4,296	22,757	281	69	3
Other British Possessions . . . . .	4	2	3	..	10	535	185	217	64	403
<b>TOTAL BRITISH EMPIRE</b>	<b>2,577</b>	<b>4,587</b>	<b>2,285</b>	<b>2,127</b>	<b>2,216</b>	<b>2,08,346</b>	<b>3,31,488</b>	<b>2,04,034</b>	<b>1,99,306</b>	<b>1,95,583</b>

GENERAL IMPORTS

ARTICLES, AND COUNTRIES OF CONSIGNMENT; ALSO SHARE OF EACH PROVINCE	QUANTITY					VALUE				
	1927-28	1928-29	1929-30	1930-31	1931-32	1927-28	1928-29	1929-30	1930-31	1931-32
						R	R	R	R	R
<b>Provisions and Oilman's stores— continued</b>										
<b>Cocoa and Chocolate (I. E)— continued</b>	Cwts.	Cwts.	Cwts.	Cwts.	Cwts.					
Germany . . . . .	79	11	60	11	8	6,723	1,955	3,682	1,202	1,202
Netherlands . . . . .	789	761	554	883	417	1,31,969	1,16,646	87,512	58,763	56,401
Belgium . . . . .	22	125	331	53	266	2,014	10,746	22,496	4,293	14,916
France . . . . .	121	299	61	364	207	10,936	32,076	3,988	26,275	13,983
Switzerland . . . . .	488	478	250	971	817	37,854	66,980	19,245	83,502	63,271
Italy . . . . .	2	17	2	6	18	227	1,065	279	967	2,346
United States of America— Via Atlantic Coast . . . . .	13	25	9	20	10	3,219	2,333	952	901	907
Other Foreign Countries . . . . .	2	..	4	4	4	179	98	287	287	632
<b>TOTAL FOREIGN COUNTRIES</b>	<b>1,461</b>	<b>1,711</b>	<b>1,271</b>	<b>1,812</b>	<b>2,216</b>	<b>1,03,121</b>	<b>2,34,699</b>	<b>1,36,436</b>	<b>1,76,190</b>	<b>1,58,748</b>
<b>Share of Bengal</b>	<b>763</b>	<b>970</b>	<b>1,108</b>	<b>1,066</b>	<b>1,378</b>	<b>60,363</b>	<b>73,124</b>	<b>86,208</b>	<b>77,249</b>	<b>1,01,943</b>
" Bombay . . . . .	869	2,246	306	194	292	59,696	82,127	26,339	17,986	21,638
" Sindh . . . . .	427	640	646	524	490	31,937	46,175	54,125	44,259	38,706
" Madras . . . . .	941	1,079	316	1,223	1,043	1,16,475	1,31,992	1,02,947	1,29,817	1,03,677
" Burma . . . . .	1,038	1,463	680	932	760	1,32,496	2,27,769	72,801	1,06,085	83,372
<b>TOTAL</b>	<b>4,038</b>	<b>6,298</b>	<b>3,556</b>	<b>3,939</b>	<b>3,963</b>	<b>4,01,467</b>	<b>5,66,187</b>	<b>3,42,470</b>	<b>3,75,496</b>	<b>3,49,336</b>
<b>Confectionery (I. E)—</b>	Cwts.	Cwts.	Cwts.	Cwts.	Cwts.					
United Kingdom . . . . .	21,222	20,849	20,533	15,505	13,131	21,45,127	20,87,191	10,32,101	15,38,626	12,31,807
Ceylon . . . . .	139	95	101	86	77	10,789	6,525	6,609	7,242	5,468
Straits Settlements (includ- ing Labuan) . . . . .	44	335	249	170	43	3,653	14,732	8,400	6,687	2,414
Hongkong . . . . .	8	7	46	110	15	287	202	1,608	2,628	405
Victoria . . . . .	7	2	..	..	14	694	200	131	129	1,170
Kenya Colony . . . . .	25	3	5	2	..	1,254	327	1,009	188	..
Canada— Via Atlantic Coast . . . . .	..	4	..	7	4	..	493	..	1,111	932
" Pacific " . . . . .	..	..	..	..	..	..	5	..	..	..
Other British Possessions . . . . .	11	5	9	9	5	832	745	821	486	287
<b>TOTAL BRITISH EMPIRE</b>	<b>21,456</b>	<b>21,300</b>	<b>20,934</b>	<b>15,889</b>	<b>13,289</b>	<b>21,62,336</b>	<b>21,10,510</b>	<b>19,50,679</b>	<b>15,57,097</b>	<b>12,42,568</b>
Georgia . . . . .	37	..	..	..	..	2,104	..	..	..	..
Germany . . . . .	386	892	239	216	178	21,302	47,038	18,541	18,667	17,144
Netherlands . . . . .	1,782	1,232	1,309	1,401	1,437	81,547	83,234	95,676	89,314	82,169
Belgium . . . . .	729	938	1,308	564	902	49,162	68,929	86,320	31,727	46,061
France . . . . .	594	475	598	411	262	55,457	49,499	48,960	81,759	16,857
Portugal . . . . .	..	2	..	67	..	..	264	..	8,748	..
Switzerland . . . . .	1,838	1,736	1,641	1,910	1,625	1,95,227	1,56,195	1,82,906	1,55,521	1,45,297
Italy . . . . .	141	236	206	189	178	26,092	29,010	25,130	22,158	19,682
Austria . . . . .	33	30	17	18	6	5,885	5,335	2,849	2,034	737
Native States in Arabia other than Maskat Territory and Trucial Oman . . . . .	..	..	10	..	2	..	..	1,358	29	53
Iraq . . . . .	6	14	17	14	3	615	1,169	937	806	359
China (exclusive of Hongkong and Macao) . . . . .	1	..	162	..	..	-105	-23	-2,119	..	17
Japan . . . . .	1,374	1,342	1,671	837	681	99,492	81,357	98,128	48,548	39,131
Egypt . . . . .	..	59	61	115	41	70	3,026	3,366	6,198	1,727
United States of America— Via Atlantic Coast . . . . .	629	477	542	261	192	54,679	38,877	39,322	22,718	10,095
" Pacific " . . . . .	20	6	55	23	36	1,517	971	6,468	2,757	3,156
Other Foreign Countries . . . . .	8	3	12	11	18	771	547	1,289	1,292	885
<b>ALL FOREIGN COUNTRIES</b>	<b>7,578</b>	<b>7,442</b>	<b>7,838</b>	<b>6,088</b>	<b>5,471</b>	<b>5,94,025</b>	<b>5,65,924</b>	<b>6,13,364</b>	<b>4,42,271</b>	<b>3,83,370</b>

No. 13—continued

ARTICLES, AND COUNTRIES OF CONSIGNMENT; ALSO SHARE OF EACH PROVINCE	QUANTITY					VALUE				
	1927-28	1928-29	1929-30	1930-31	1931-32	1927-28	1928-29	1929-30	1930-31	1931-32
						₹	₹	₹	₹	₹
<b>Provisions and Oilman's stores— continued</b>										
<b>Confectionery (I. E)—continued</b>	Cwts.	Cwts.	Cwts.	Cwts.	Cwts.					
Share of Bengal . . . . .	8,332	7,657	7,776	6,409	5,770	7,34,833	6,91,134	6,05,546	5,13,347	4,40,536
"  Bombay . . . . .	8,375	9,734	8,485	6,830	6,232	8,78,991	9,27,791	7,90,486	6,16,834	5,35,723
"  Sind . . . . .	5,398	5,914	6,156	4,228	3,998	5,17,968	5,63,591	5,69,870	4,12,207	3,86,869
"  Madras . . . . .	3,068	3,312	3,228	2,188	1,747	2,68,238	2,95,441	2,93,248	2,27,056	1,66,145
"  Burma . . . . .	3,363	2,075	3,097	2,323	1,013	3,66,331	1,98,477	3,04,894	2,29,924	95,565
<b>TOTAL</b>	<b>20,034</b>	<b>28,742</b>	<b>28,772</b>	<b>21,977</b>	<b>18,760</b>	<b>27,56,861</b>	<b>26,76,434</b>	<b>25,64,043</b>	<b>19,09,368</b>	<b>16,25,038</b>
<b>Farinaceous and patent foods—</b>										
<b>Farinaceous foods in bulk (I. E)—</b>	Cwts.	Cwts.	Cwts.	Cwts.	Cwts.					
United Kingdom . . . . .	205	741	57	74	501	3,603	12,035	3,501	2,007	5,002
Ceylon . . . . .	1,862	713	429	1,068	1,561	20,855	8,074	4,043	10,392	11,797
Straits Settlements (including Labuan) . . . . .	262,889	217,276	195,007	230,096	205,414	32,24,266	24,26,125	22,27,946	23,92,526	19,13,024
Federated Malay States . . . . .	43	2,854	..	85	..	545	62,688	13	674	..
Hongkong . . . . .	33,095	17,922	27,123	28,982	30,181	10,42,721	5,36,429	8,69,558	3,58,351	5,26,724
Victoria . . . . .	501	136	110	172	25	5,007	1,330	1,288	1,480	228
New South Wales . . . . .	..	..	311	..	..	..	..	3,414	..	..
Australian Commonwealth (Total) . . . . .	501	136	421	172	25	5,097	1,330	4,702	1,439	223
Other British Possessions . . . . .	17	..	1	..	..	161	..	33	8	..
<b>TOTAL BRITISH EMPIRE</b>	<b>298,562</b>	<b>239,642</b>	<b>223,038</b>	<b>260,477</b>	<b>237,682</b>	<b>42,97,246</b>	<b>30,46,681</b>	<b>31,10,396</b>	<b>32,65,097</b>	<b>24,87,670</b>
<b>Foreign Countries</b>										
Belgium . . . . .	..	..	..	40	315	..	..	..	876	2,686
Germany . . . . .	..	20	..	980	851	..	285	..	8,382	6,369
Netherlands . . . . .	679	1,349	1,285	1,080	1,575	9,675	17,428	15,025	10,378	12,271
Java . . . . .	47,595	112,560	79,602	27,251	54,746	5,13,451	12,48,335	8,26,219	2,53,766	4,75,081
China (exclusive of Hong- kong and Macao) . . . . .	3,614	3,811	4,914	3,717	3,125	88,589	91,897	1,17,965	86,041	53,135
Japan . . . . .	1,515	7,678	..	28	41	13,640	71,588	..	266	837
United States of America—										
Via Atlantic Coast . . . . .	33	178	..	2	..	1,191	7,305	..	100	..
"  Pacific " . . . . .	..	..	2	..	..	..	..	91	..	..
Other Foreign Countries . . . . .	2	7	..	..	9	40	130	58	5	287
<b>TOTAL FOREIGN COUNTRIES</b>	<b>53,438</b>	<b>125,603</b>	<b>85,803</b>	<b>33,043</b>	<b>60,722</b>	<b>6,26,586</b>	<b>14,36,963</b>	<b>9,60,258</b>	<b>3,59,259</b>	<b>5,55,106</b>
<b>Share of Bengal</b>	<b>185,347</b>	<b>181,538</b>	<b>146,095</b>	<b>137,660</b>	<b>145,844</b>	<b>20,08,803</b>	<b>19,27,283</b>	<b>15,65,153</b>	<b>13,87,308</b>	<b>12,90,316</b>
"  Bombay . . . . .	48,005	62,253	59,749	59,831	66,549	8,23,903	6,09,091	6,29,906	6,25,408	6,56,282
"  Sind . . . . .	434	1,015	700	692	853	5,880	12,517	7,960	6,919	7,334
"  Madras . . . . .	52,626	60,621	34,462	31,894	32,764	6,11,879	6,76,431	4,08,404	3,34,251	3,03,287
"  Burma . . . . .	65,088	59,818	67,335	63,943	52,394	14,73,669	11,68,322	14,59,231	12,71,270	7,55,117
<b>TOTAL</b>	<b>352,000</b>	<b>365,245</b>	<b>308,841</b>	<b>293,520</b>	<b>298,404</b>	<b>49,23,834</b>	<b>44,30,644</b>	<b>40,70,654</b>	<b>36,25,256</b>	<b>30,12,836</b>

GENERAL IMPORTS

( 436 )

No. 13—continued

ARTICLES, AND COUNTRIES OF CONSIGNMENT; ALSO SHARE OF EACH PROVINCE	QUANTITY					VALUE				
	1927-28	1928-29	1929-30	1930-31	1931-32	1927-28	1928-29	1929-30	1930-31	1931-32
						R	R	R	R	R
<b>Provisions and Oilman's stores— continued</b>										
<i>Farinaceous and patent foods</i> —continued										
Milk foods for infants and invalids (wholly or mainly milk) (I. E)	Cwts.	Cwts.	Cwts.	Cwts.	Cwts.					
United Kingdom . . . . .	13,741	15,800	17,355	11,686	10,041	27,40,311	29,78,595	33,20,430	23,18,335	19,79,016
Ceylon . . . . .	1	4	30	6	27	656	1,031	4,304	1,245	5,819
Straits Settlements (including Labuan) . . . . .	136	71	23	30	17	31,457	9,835	5,531	7,173	4,643
South Australia (including Northern Territory) . . . . .	..	..	..	..	..	..	..	..	100	..
Victoria . . . . .	729	702	830	903	1,038	1,53,327	1,55,136	1,75,387	1,86,967	2,16,426
New South Wales . . . . .	1	..	..	..	49	133	..	15	..	10,251
Queensland . . . . .	..	..	..	93	50	..	..	..	20,241	10,475
<i>Australian Commonwealth</i> (Total) . . . . .	730	702	830	996	1,187	1,53,510	1,55,136	1,75,402	2,07,303	2,27,152
Other British Possessions . . . . .	5	2	..	..	..	572	133	..	..	3
<b>TOTAL BRITISH EMPIRE</b>	<b>14,613</b>	<b>16,579</b>	<b>18,238</b>	<b>12,713</b>	<b>11,272</b>	<b>29,31,506</b>	<b>31,44,735</b>	<b>35,05,667</b>	<b>25,34,061</b>	<b>22,26,633</b>
Norway . . . . .	2	13	227	14	5	224	2,727	15,733	1,125	237
Germany . . . . .	7	9	..	10	18	722	1,913	..	740	3,231
Netherlands . . . . .	..	5	1,757	1	7	..	315	55,327	85	717
France . . . . .	102	272	..	25	12	6,986	18,505	..	676	712
Switzerland . . . . .	83	273	671	129	37	18,534	27,899	45,421	19,144	4,883
Italy . . . . .	..	143	20	..	1	..	9,000	1,174	..	302
Siam . . . . .	54	..	..	..	..	13,043	..	..	..	..
China (exclusive of Hong- kong and Macao) . . . . .	62	..	..	..	..	15,131	..	..	..	..
United States of America— Via Atlantic Coast . . . . .	521	428	419	473	473	55,505	52,837	44,072	63,343	66,332
„ Pacific „ . . . . .	..	..	3	3	6	..	..	236	496	837
Other Foreign Countries . . . . .	7	20	8	..	13	484	1,395	547	24	234
<b>TOTAL FOREIGN COUNTRIES</b>	<b>843</b>	<b>1,173</b>	<b>3,105</b>	<b>660</b>	<b>572</b>	<b>1,05,629</b>	<b>1,14,641</b>	<b>1,63,010</b>	<b>56,133</b>	<b>77,531</b>
<i>Share of Bengal</i> . . . . .	<i>5,440</i>	<i>6,941</i>	<i>11,145</i>	<i>4,404</i>	<i>4,443</i>	<i>9,35,003</i>	<i>10,33,821</i>	<i>13,30,456</i>	<i>6,52,634</i>	<i>7,90,359</i>
„ <i>Bombay</i> . . . . .	<i>1,330</i>	<i>2,745</i>	<i>2,416</i>	<i>1,735</i>	<i>1,290</i>	<i>3,74,361</i>	<i>4,46,945</i>	<i>5,15,752</i>	<i>3,31,798</i>	<i>2,45,634</i>
„ <i>Sind</i> . . . . .	<i>726</i>	<i>325</i>	<i>719</i>	<i>630</i>	<i>672</i>	<i>1,47,496</i>	<i>1,54,721</i>	<i>1,64,942</i>	<i>1,41,690</i>	<i>1,26,346</i>
„ <i>Madras</i> . . . . .	<i>3,576</i>	<i>4,461</i>	<i>4,106</i>	<i>3,782</i>	<i>3,325</i>	<i>7,26,016</i>	<i>3,75,433</i>	<i>9,07,331</i>	<i>7,37,906</i>	<i>6,97,414</i>
„ <i>Burma</i> . . . . .	<i>3,384</i>	<i>3,780</i>	<i>2,957</i>	<i>2,327</i>	<i>2,114</i>	<i>3,04,254</i>	<i>7,43,336</i>	<i>6,90,196</i>	<i>6,56,118</i>	<i>4,43,905</i>
<b>TOTAL</b>	<b>15,456</b>	<b>17,752</b>	<b>21,343</b>	<b>13,373</b>	<b>11,844</b>	<b>30,37,135</b>	<b>32,59,376</b>	<b>36,68,677</b>	<b>26,20,194</b>	<b>23,04,213</b>
<b>Other sorts (I. E)—</b>										
United Kingdom . . . . .	24,316	25,929	25,645	19,623	17,148	15,33,673	16,48,743	18,23,055	15,72,314	14,51,719
Ceylon . . . . .	..	50	21	12	7	23	2,992	273	240	533
Straits Settlements (including Labuan) . . . . .	8,360	249	181	1,107	519	1,04,057	6,725	7,676	26,032	12,039
Hongkong . . . . .	1,446	6,550	3	10	8	40,300	1,96,419	73	161	223
Victoria . . . . .	20	50	101	80	39	325	6,753	1,449	1,035	3,569
New South Wales . . . . .	1	..	..	20	..	85	..	..	231	..
<i>Australian Commonwealth</i> (Total) . . . . .	21	50	101	100	39	410	6,753	1,449	1,346	3,569
Other British Possessions . . . . .	..	1	7	..	14	..	69	325	..	535
<b>TOTAL BRITISH EMPIRE</b>	<b>35,143</b>	<b>32,835</b>	<b>25,953</b>	<b>20,355</b>	<b>17,736</b>	<b>17,23,463</b>	<b>18,61,711</b>	<b>18,32,356</b>	<b>16,00,143</b>	<b>14,68,643</b>
Netherlands . . . . .	262	216	327	..	30	3,719	3,201	2,860	..	609
France . . . . .	11	42	36	18	11	533	1,453	1,339	531	411
Italy . . . . .	133	191	237	64	133	4,379	4,301	6,303	1,724	3,350
Java . . . . .	31	339	200	27	..	635	2,341	1,633	425	73
China (exclusive of Hong- kong and Macao) . . . . .	50	1,092	..	..	16	1,569	23,936	..	..	367
United States of America— Via Atlantic Coast . . . . .	14,579	16,619	14,070	15,147	3,760	5,91,303	7,32,243	5,73,712	6,63,777	4,17,325
„ Pacific „ . . . . .	70	25	25	21	3	2,433	836	1,154	1,023	223
Other Foreign Countries . . . . .	36	20	27	13	174	962	960	1,416	1,314	2,906
<b>TOTAL FOREIGN COUNTRIES</b>	<b>15,274</b>	<b>18,594</b>	<b>14,322</b>	<b>15,295</b>	<b>9,192</b>	<b>6,05,633</b>	<b>7,75,321</b>	<b>5,88,927</b>	<b>6,73,344</b>	<b>4,26,124</b>
<i>Share of Bengal</i> . . . . .	<i>20,227</i>	<i>20,699</i>	<i>19,193</i>	<i>13,105</i>	<i>9,923</i>	<i>10,23,143</i>	<i>10,04,341</i>	<i>9,35,536</i>	<i>6,44,239</i>	<i>5,71,156</i>
„ <i>Bombay</i> . . . . .	<i>5,609</i>	<i>5,934</i>	<i>4,132</i>	<i>4,543</i>	<i>1,124</i>	<i>2,47,032</i>	<i>3,61,139</i>	<i>2,20,773</i>	<i>2,22,403</i>	<i>95,516</i>
„ <i>Sind</i> . . . . .	<i>6,741</i>	<i>7,355</i>	<i>7,243</i>	<i>3,004</i>	<i>5,923</i>	<i>3,13,440</i>	<i>3,39,331</i>	<i>3,43,330</i>	<i>3,36,446</i>	<i>3,16,015</i>
„ <i>Madras</i> . . . . .	<i>6,137</i>	<i>6,333</i>	<i>7,553</i>	<i>3,166</i>	<i>7,137</i>	<i>4,45,405</i>	<i>5,13,770</i>	<i>6,31,955</i>	<i>7,37,361</i>	<i>7,01,522</i>
„ <i>Burma</i> . . . . .	<i>11,703</i>	<i>10,503</i>	<i>2,599</i>	<i>3,327</i>	<i>2,315</i>	<i>3,05,031</i>	<i>4,17,951</i>	<i>2,95,134</i>	<i>2,52,933</i>	<i>2,10,563</i>
<b>TOTAL</b>	<b>50,417</b>	<b>51,429</b>	<b>40,780</b>	<b>33,150</b>	<b>26,977</b>	<b>23,34,156</b>	<b>26,37,032</b>	<b>24,21,733</b>	<b>22,73,937</b>	<b>18,94,772</b>

No. 13—continued

ARTICLES, AND COUNTRIES OF CONSIGNMENT; ALSO SHARE OF EACH PROVINCE	QUANTITY					VALUE				
	1927-28	1928-29	1929-30	1930-31	1931-32	1927-28	1928-29	1929-30	1930-31	1931-32
						₹	₹	₹	₹	₹
Provisions and Oilman's stores— <i>continued</i>										
<i>Farinaceous and Patent foods</i> —concluded										
Total Farinaceous and Patent foods—	Cwts.	Cwts.	Cwts.	Cwts.	Cwts.					
United Kingdom . . . . .	38,762	42,470	43,057	31,386	27,690	43,27,502	46,39,378	51,46,986	38,93,256	34,36,637
Ceylon . . . . .	1,863	773	480	1,086	1,595	21,534	12,097	9,225	11,877	18,149
Straits Settlements (including Labuan) . . . . .	271,835	217,596	195,211	231,233	205,950	33,59,780	24,42,685	22,41,153	24,25,781	19,29,706
Federated Malay States . . . . .	43	2,854	..	85	..	545	62,688	13	674	..
Hongkong . . . . .	34,541	24,473	27,126	28,992	30,189	10,83,021	7,32,954	8,69,631	8,68,512	5,26,950
South Australia (including Northern Territory) . . . . .	..	..	..	..	..	..	..	..	100	..
Victoria . . . . .	1,250	888	1,041	1,155	1,202	1,63,749	1,63,224	1,78,124	1,89,471	2,20,316
New South Wales . . . . .	2	..	311	20	40	268	..	3,429	281	10,351
Queensland . . . . .	..	..	..	93	50	..	..	..	20,241	10,475
<i>Australian Commonwealth</i> (Total) . . . . .	1,252	888	1,352	1,268	1,301	1,64,017	1,63,224	1,81,553	2,10,093	2,40,944
Other British Possessions . . . . .	22	2	8	..	14	783	101	558	8	565
<b>TOTAL BRITISH EMPIRE . . . . .</b>	<b>348,318</b>	<b>289,056</b>	<b>267,234</b>	<b>294,050</b>	<b>266,739</b>	<b>89,57,222</b>	<b>80,53,127</b>	<b>84,48,919</b>	<b>74,00,201</b>	<b>61,52,951</b>
Norway . . . . .	2	18	227	14	5	224	2,727	15,733	1,125	237
Denmark . . . . .	5	2	2	5	13	212	59	239	195	234
Germany . . . . .	9	33	..	991	967	964	2,425	..	9,092	10,292
Netherlands . . . . .	941	1,570	3,269	1,031	1,672	13,394	20,939	74,612	10,458	18,657
France . . . . .	114	315	36	43	32	7,594	19,988	1,392	1,257	1,406
Belgium . . . . .	..	..	1	40	345	54	56	153	401	3,223
Switzerland . . . . .	88	281	677	137	37	13,534	28,255	45,753	19,910	4,883
Italy . . . . .	133	334	257	64	139	4,379	13,801	7,982	1,724	4,152
Java . . . . .	47,676	112,949	79,805	27,278	54,746	5,14,136	12,51,176	8,27,897	2,54,101	4,75,154
Siam . . . . .	54	..	..	..	..	13,046	2	..	3	15
China (exclusive of Hong- kong and Macao) . . . . .	3,726	4,903	4,914	3,717	3,201	1,05,289	1,20,833	1,17,965	86,041	55,502
Japan . . . . .	1,586	7,696	1	23	42	14,001	72,419	20	284	396
United States of America— Via Atlantic Coast . . . . .	15,133	17,225	14,489	15,627	9,233	6,48,004	7,92,435	6,17,784	7,32,720	4,84,007
" Pacific " . . . . .	70	25	30	24	9	2,483	886	1,481	1,510	1,110
Other Foreign Countries . . . . .	18	19	22	4	45	589	924	1,175	316	1,598
<b>TOTAL FOREIGN COUNTRIES . . . . .</b>	<b>69,555</b>	<b>145,370</b>	<b>103,730</b>	<b>48,998</b>	<b>70,486</b>	<b>13,37,903</b>	<b>23,26,925</b>	<b>17,12,195</b>	<b>11,19,236</b>	<b>10,58,875</b>
<i>Share of Bengal</i> . . . . .	<i>211,514</i>	<i>208,178</i>	<i>176,438</i>	<i>164,069</i>	<i>160,210</i>	<i>40,16,959</i>	<i>39,70,515</i>	<i>39,41,195</i>	<i>26,34,281</i>	<i>26,52,841</i>
" <i>Bombay</i> . . . . .	<i>55,444</i>	<i>70,932</i>	<i>66,347</i>	<i>65,914</i>	<i>63,963</i>	<i>14,45,346</i>	<i>15,07,178</i>	<i>13,66,436</i>	<i>12,29,607</i>	<i>9,97,432</i>
" <i>Sind</i> . . . . .	<i>7,901</i>	<i>9,195</i>	<i>8,667</i>	<i>9,326</i>	<i>7,453</i>	<i>4,66,316</i>	<i>5,07,089</i>	<i>5,21,232</i>	<i>5,45,058</i>	<i>4,49,095</i>
" <i>Madras</i> . . . . .	<i>62,339</i>	<i>71,970</i>	<i>46,121</i>	<i>43,642</i>	<i>43,276</i>	<i>17,83,100</i>	<i>20,65,634</i>	<i>19,77,699</i>	<i>18,30,113</i>	<i>17,02,223</i>
" <i>Burma</i> . . . . .	<i>30,675</i>	<i>74,101</i>	<i>73,391</i>	<i>70,097</i>	<i>57,323</i>	<i>25,82,904</i>	<i>23,29,659</i>	<i>23,54,561</i>	<i>21,30,376</i>	<i>14,09,585</i>
<b>TOTAL . . . . .</b>	<b>417,873</b>	<b>434,426</b>	<b>370,964</b>	<b>343,048</b>	<b>337,225</b>	<b>1,02,95,125</b>	<b>1,03,80,052</b>	<b>1,01,61,114</b>	<b>85,19,437</b>	<b>72,11,826</b>
<i>Ghi (I. M)—</i>										
United Kingdom . . . . .	Cwts. 17	Cwts. 2	Cwts. 10	Cwts. 31	Cwts. 37	1,279	130	691	2,174	2,760
Aden and Dependencies . . . . .	32	..	..	108	83	1,849	..	..	6,365	3,779
Bahrain Islands . . . . .	84	91	17	12	8	5,036	9,234	1,173	846	561
Straits Settlements (including Labuan) . . . . .	6	6	209	134	19	352	316	20,405	8,474	1,530
Natal . . . . .	4	5	18	..	..	300	567	1,920	3	..
Tanganyika Territory . . . . .	1	3	1	100	131	80	183	66	7,020	6,364
Victoria . . . . .	..	..	..	..	..	..	..	..	17	..
Tasmania . . . . .	..	..	1	..	..	..	..	214	..	..
New South Wales . . . . .	..	..	99	..	..	..	..	8,168	..	39
<i>Australian Commonwealth</i> (Total) . . . . .	..	..	109	..	..	..	..	8,382	17	39
Fiji Islands . . . . .	13	..	..	..	..	1,486	..	..	..	..
Other British Possessions . . . . .	6	6	11	7	23	573	355	721	459	1,892
<b>TOTAL BRITISH EMPIRE . . . . .</b>	<b>163</b>	<b>113</b>	<b>366</b>	<b>392</b>	<b>301</b>	<b>10,955</b>	<b>10,785</b>	<b>33,358</b>	<b>25,857</b>	<b>16,925</b>
Italy . . . . .	..	..	19	..	..	..	..	1,445	..	..
Maskat Territory and Trucial Oman . . . . .	303	48	33	72	620	23,161	3,341	2,348	5,294	30,862
Other Native States in Arabia . . . . .	63	..	9	6	9	4,249	28	642	400	663
Iraq . . . . .	3,307	150	145	100	442	2,19,478	9,857	10,046	6,905	25,487
Persia . . . . .	501	16	144	271	1,020	34,995	1,188	9,461	15,958	56,412
Other Foreign Countries . . . . .	..	..	15	23	23	..	13	869	1,098	1,208
<b>TOTAL FOREIGN COUNTRIES . . . . .</b>	<b>4,174</b>	<b>214</b>	<b>365</b>	<b>472</b>	<b>2,114</b>	<b>2,91,833</b>	<b>4,427</b>	<b>24,811</b>	<b>29,055</b>	<b>1,14,682</b>

GENERAL IMPORTS

( 438 )

No. 13—continued

ARTICLES, AND COUNTRIES OF CONSIGNMENT; ALSO SHARE OF EACH PROVINCE	QUANTITY					VALUE				
	1927-28	1928-29	1929-30	1930-31	1931-32	1927-28	1928-29	1929-30	1930-31	1931-32
						₹	₹	₹	₹	₹
<i>Provisions and Oilman's stores— continued</i>										
<i>Ghi (I. E)—continued</i>										
Share of Bengal . . . . .	Cwts. 24	Cwts. 1	Cwts. 147	Cwts. 30	Cwts. 3	2,359	185	12,410	2,551	283
" Bombay . . . . .	245	134	80	399	776	14,872	12,403	5,687	26,294	51,444
" Sind . . . . .	4,080	184	262	294	1,613	2,74,979	12,181	19,202	17,281	78,300
" Madras . . . . .	3	7	237	133	17	383	406	20,540	3,323	1,132
" Burma . . . . .	5	1	5	8	6	240	97	330	563	398
<b>TOTAL</b>	<b>4,387</b>	<b>327</b>	<b>731</b>	<b>864</b>	<b>2,415</b>	<b>2,92,588</b>	<b>25,212</b>	<b>58,169</b>	<b>55,012</b>	<b>1,31,557</b>
<i>Isinglass (I. E)—</i>										
United Kingdom . . . . .	Cwts. 19	Cwts. 21	Cwts. 13	Cwts. 28	Cwts. 10	6,268	6,503	4,638	5,817	3,770
Ceylon . . . . .	..	..	..	5	..	..	..	..	1,850	..
Straits Settlements (including Labuan) . . . . .	53	78	42	60	62	7,110	18,074	9,427	15,082	11,815
Hongkong . . . . .	21	77	4	35	26	4,176	18,119	1,323	8,288	6,504
Other British Possessions . . . . .	..	..	..	..	..	68	..	..	..	..
<b>TOTAL BRITISH EMPIRE</b>	<b>93</b>	<b>176</b>	<b>59</b>	<b>128</b>	<b>98</b>	<b>17,622</b>	<b>42,696</b>	<b>15,388</b>	<b>30,537</b>	<b>22,095</b>
Austria . . . . .	9	..	..	..	..	2,081	..	..	..	..
Iraq . . . . .	16	..	..	..	..	1,021	..	..	..	..
China (exclusive of Hongkong and Macao) . . . . .	12	15	81	84	99	3,368	3,798	8,272	9,922	21,297
Japan . . . . .	949	135	573	401	244	2,08,792	30,836	1,32,375	92,242	59,046
Other Foreign Countries . . . . .	4	..	..	..	..	580	..	7	4	3
<b>TOTAL FOREIGN COUNTRIES</b>	<b>990</b>	<b>150</b>	<b>604</b>	<b>435</b>	<b>343</b>	<b>2,15,792</b>	<b>34,632</b>	<b>1,40,654</b>	<b>1,02,168</b>	<b>80,346</b>
Share of Bengal . . . . .	20	20	17	30	..	4,552	4,052	4,469	6,490	62,389
" Bombay . . . . .	514	194	240	270	267	1,14,655	47,407	57,139	63,806	5,004
" Sind . . . . .	22	8	9	23	22	5,586	2,272	2,052	6,997	3,587
" Madras . . . . .	19	17	15	36	13	5,307	4,907	4,555	8,519	31,461
" Burma . . . . .	508	87	382	204	139	1,02,374	18,690	37,777	46,893	..
<b>TOTAL</b>	<b>1,083</b>	<b>326</b>	<b>663</b>	<b>563</b>	<b>441</b>	<b>2,33,414</b>	<b>77,328</b>	<b>1,56,042</b>	<b>1,32,705</b>	<b>1,02,441</b>
<i>Jams and Jellies (I. E)—</i>										
United Kingdom . . . . .	Cwts. 9,060	Cwts. 10,189	Cwts. 11,918	Cwts. 9,918	Cwts. 6,451	4,83,991	5,27,512	5,96,820	4,54,982	2,95,285
Ceylon . . . . .	20	117	4	1	1	891	5,747	179	75	50
Straits Settlements (including Labuan) . . . . .	18	3	19	3	1	621	201	1,310	327	95
Hongkong . . . . .	8	..	29	7	1	264	3	1,251	446	52
Natal . . . . .	129	57	27	11	3	7,562	3,446	1,599	958	674
Western Australia . . . . .	..	..	..	..	26	..	..	..	27	893
South Australia (including Northern Territory) . . . . .	..	35	3	3	16	..	1,798	103	116	587
Victoria . . . . .	2,905	1,860	1,809	1,329	1,209	1,39,482	99,644	96,092	87,835	48,777
Tasmania . . . . .	2,637	2,012	1,664	1,408	1,016	1,30,078	97,657	82,725	66,598	40,462
New South Wales . . . . .	176	148	27	55	6	8,132	6,636	1,331	2,592	274
Queensland . . . . .	3	..	..	..	..	168	..	..	..	..
Australian Commonwealth (Total) . . . . .	5,721	4,055	3,503	3,295	2,273	2,77,360	2,05,730	1,30,256	1,57,168	90,993
Other British Possessions . . . . .	6	3	8	..	3	542	992	436	48	143
<b>TOTAL BRITISH EMPIRE</b>	<b>14,982</b>	<b>14,424</b>	<b>15,503</b>	<b>13,230</b>	<b>8,733</b>	<b>7,71,731</b>	<b>7,48,631</b>	<b>7,81,351</b>	<b>6,14,004</b>	<b>3,87,297</b>
Germany . . . . .	83	34	4	2	5	2,343	1,583	862	109	394
Netherlands . . . . .	384	515	114	172	233	13,734	18,900	3,899	5,521	6,885
Switzerland . . . . .	3	14	20	33	21	125	1,449	1,436	2,411	1,367
Italy . . . . .	..	14	13	32	12	..	1,206	895	1,271	640
Austria . . . . .	25	..	..	8	..	1,414	..	..	391	..
Greece . . . . .	..	..	51	..	..	..	22	2,437	..	..
United States of America— Atlantic Coast . . . . .	12	20	16	3	3	1,075	1,109	1,466	547	257
" Pacific " . . . . .	94	30	18	5	1	5,576	2,301	1,106	269	19
Other Foreign Countries . . . . .	12	12	6	6	12	871	836	388	513	673
<b>TOTAL FOREIGN COUNTRIES</b>	<b>563</b>	<b>639</b>	<b>242</b>	<b>261</b>	<b>297</b>	<b>25,633</b>	<b>27,406</b>	<b>12,439</b>	<b>11,032</b>	<b>9,740</b>

No. 13—continued

ARTICLES, AND COUNTRIES OF CONSIGNMENT; ALSO SHARE OF EACH PROVINCE	QUANTITY					VALUE				
	1927-28	1928-29	1929-30	1930-31	1931-32	1927-28	1928-29	1929-30	1930-31	1931-32
<b>Provisions and Oilman's stores— continued.</b>						R	R	R	R	R
<b>Jams and Jellies (I. E)— continued</b>	Cwts.	Cwts.	Cwts.	Cwts.	Cwts.					
Share of Bengal . . . . .	4,375	3,443	4,465	3,181	2,284	2,11,845	1,76,446	2,26,539	1,50,203	1,05,418
„ Bombay . . . . .	4,334	4,115	3,944	3,371	468	2,24,272	2,09,924	1,92,331	1,55,474	13,739
„ Sind . . . . .	2,659	3,241	3,063	3,107	2,486	1,43,873	1,63,287	1,57,246	1,45,180	1,11,716
„ Madras . . . . .	2,008	2,348	1,924	1,935	1,962	1,00,445	1,16,793	96,817	82,639	82,965
„ Burma . . . . .	2,149	1,916	2,349	1,847	1,320	1,16,934	99,637	1,20,907	91,540	83,149
<b>TOTAL</b>	<b>15,525</b>	<b>15,063</b>	<b>15,745</b>	<b>13,491</b>	<b>9,020</b>	<b>7,97,369</b>	<b>7,71,087</b>	<b>7,93,840</b>	<b>6,25,030</b>	<b>3,97,037</b>
<b>Lard (I. E)—</b>	Cwts.	Cwts.	Cwts.	Cwts.	Cwts.					
United Kingdom . . . . .	330	344	180	348	248	28,333	23,172	18,882	21,162	18,523
Straits Settlements (including Labuan) . . . . .	103	52	7	14	5	4,880	2,334	334	644	187
Hongkong . . . . .	1,829	1,130	519	370	130	73,181	44,187	20,461	14,303	3,249
Victoria . . . . .	21	16	1	2	10	937	1,774	136	112	534
Queensland . . . . .	19	9	..	4	..	2,136	960	..	461	..
Australian Commonwealth (Total) . . . . .	40	25	1	6	10	3,073	2,734	136	573	534
Other British Possessions . . . . .	..	1	1	8	1	..	111	38	282	24
<b>TOTAL BRITISH EMPIRE</b>	<b>2,311</b>	<b>1,552</b>	<b>708</b>	<b>746</b>	<b>394</b>	<b>1,09,407</b>	<b>72,538</b>	<b>34,840</b>	<b>37,054</b>	<b>17,567</b>
China (exclusive of Hongkong and Macao) . . . . .	125	..	..	7	2	4,878	..	..	259	65
Other Foreign Countries . . . . .	15	9	15	16	7	991	785	927	1,034	444
<b>TOTAL FOREIGN COUNTRIES</b>	<b>140</b>	<b>9</b>	<b>15</b>	<b>23</b>	<b>9</b>	<b>5,869</b>	<b>785</b>	<b>927</b>	<b>1,293</b>	<b>509</b>
Share of Bengal . . . . .	46	76	52	58	3	4,368	6,197	4,600	4,245	211
„ Bombay . . . . .	5	5	4	21	15	333	468	369	1,262	886
„ Sind . . . . .	121	20	19	38	17	6,053	1,712	1,556	2,367	1,936
„ Madras . . . . .	2	6	8	1	14	200	398	788	75	406
„ Burma . . . . .	2,277	1,452	640	651	354	1,04,332	64,548	28,400	29,898	14,057
<b>TOTAL</b>	<b>2,451</b>	<b>1,561</b>	<b>723</b>	<b>769</b>	<b>403</b>	<b>1,15,336</b>	<b>73,323</b>	<b>35,778</b>	<b>38,347</b>	<b>18,076</b>
<b>Milk, condensed and preserved, including milk cream (I. E)—</b>	Cwts.	Cwts.	Cwts.	Cwts.	Cwts.					
United Kingdom . . . . .	60,700	43,859	52,374	53,691	19,737	31,71,039	23,10,788	27,97,666	25,71,822	9,45,848
Ceylon . . . . .	49	34	32	155	193	3,039	2,801	2,223	7,182	10,811
Straits Settlements (including Labuan) . . . . .	586	523	727	306	697	21,874	27,387	30,376	18,759	33,064
Hongkong . . . . .	8	2	..	1	..	2,950	96	10	17	..
Natal . . . . .	27	10	3	..	3	1,805	654	127	26	80
Zanzibar and Pemba . . . . .	284	169	407	352	65	19,196	11,061	25,301	22,149	3,764
Canada via Atlantic Coast . . . . .	..	..	..	9	28	..	..	..	308	815
„ Pacific „ . . . . .	..	..	..	..	338	..	..	..	..	8,657
Kenya Colony . . . . .	1	..	22	61	3	47	..	951	2,786	105
South Australia (including Northern Territory) . . . . .	..	..	10	..	..	..	..	391	..	..
Victoria . . . . .	74	10	..	2	7,276	3,426	355	12	340	4,09,168
New South Wales . . . . .	..	5	..	..	984	..	193	..	..	58,203
Queensland . . . . .	..	..	..	..	1,125	..	..	..	..	58,516
Australian Commonwealth (Total) . . . . .	74	15	10	2	9,335	3,426	543	403	340	5,25,837
New Zealand (including Nauru and British Samoa) . . . . .	15	91	20	14	9	588	4,067	1,631	456	831
Other British Possessions . . . . .	18	9	..	1	10	830	641	..	17	426
<b>TOTAL BRITISH EMPIRE</b>	<b>61,757</b>	<b>44,717</b>	<b>53,595</b>	<b>54,612</b>	<b>30,416</b>	<b>32,25,394</b>	<b>23,58,043</b>	<b>23,58,694</b>	<b>26,18,142</b>	<b>15,20,228</b>

ARTICLES, AND COUNTRIES OF CONSIGNMENT; ALSO SHARE OF EACH PROVINCE	QUANTITY					VALUE				
	1927-28	1928-29	1929-30	1930-31	1931-32	1927-28	1928-29	1929-30	1930-31	1931-32
<b>Provisions and Oilman's stores—continued.</b>						R	R	R	R	R
<i>Milk, condensed and preserved, including milk cream (I E)—continued</i>	Cwts.	Cwts.	Cwts.	Cwts.	Cwts.					
Finland . . . . .	1,700	--	--	--	--	39,139	--	--	--	--
Sweden . . . . .	64	9	--	72	--	4,348	1,098	--	4,487	--
Norway . . . . .	2,679	4,722	5,863	14,972	5,404	1,91,479	2,75,259	3,92,850	8,53,191	2,98,540
Denmark . . . . .	12,667	11,490	4,666	8,649	9,568	3,54,241	3,36,651	1,80,725	2,95,932	2,97,656
Germany . . . . .	18	94	139	308	922	1,137	2,929	5,480	14,034	26,332
Netherlands . . . . .	119,641	140,070	141,786	123,125	88,157	32,83,954	36,60,211	36,07,915	30,41,539	20,30,071
Belgium . . . . .	169	7	3	87	108	8,172	273	271	3,060	3,067
France . . . . .	1,252	4,863	5,236	4,298	2,171	75,771	2,94,113	2,79,583	2,17,496	92,974
Switzerland . . . . .	17,867	31,758	23,149	9,635	31,179	8,61,072	16,72,792	11,75,640	4,99,958	10,12,332
Italy . . . . .	2,345	2,675	1,486	2,698	15,588	84,614	1,15,694	65,182	71,561	3,17,923
Siam . . . . .	227	1	--	--	2	19,021	47	--	64	62
Indo-China (including Cochin China, Cambodia, Annam, Tonkin and French leased Territories in China) . . . . .	77	118	--	--	--	2,075	3,527	--	--	--
China (exclusive of Hongkong and Macao) . . . . .	240	75	--	--	2	21,026	2,522	--	--	108
Japan . . . . .	--	9	18	41	4	--	293	413	3,142	418
Portuguese East Africa . . . . .	--	117	38	--	46	--	7,378	2,174	--	2,725
United States of America— Via Atlantic Coast . . . . .	1,502	1,184	2,251	2,517	1,942	58,644	54,752	1,04,729	1,29,454	1,08,693
" Pacific " . . . . .	1,830	3,224	4,370	2,320	407	70,113	1,16,367	1,60,685	1,01,593	12,258
Other Foreign Countries . . . . .	1	20	11	19	9	100	764	602	924	265
<b>TOTAL FOREIGN COUNTRIES</b>	<b>162,279</b>	<b>200,486</b>	<b>189,016</b>	<b>172,241</b>	<b>155,509</b>	<b>50,74,906</b>	<b>65,44,670</b>	<b>59,76,249</b>	<b>52,36,441</b>	<b>42,03,474</b>
<i>Share of Bengal</i>	<i>29,465</i>	<i>36,933</i>	<i>38,896</i>	<i>33,500</i>	<i>31,707</i>	<i>10,99,675</i>	<i>11,61,311</i>	<i>12,46,432</i>	<i>11,53,244</i>	<i>3,93,122</i>
" Bombay . . . . .	<i>4,603</i>	<i>4,539</i>	<i>5,040</i>	<i>4,470</i>	<i>4,022</i>	<i>1,53,760</i>	<i>3,05,493</i>	<i>2,97,655</i>	<i>2,43,013</i>	<i>1,63,621</i>
" Sind . . . . .	<i>6,013</i>	<i>6,907</i>	<i>5,863</i>	<i>6,322</i>	<i>4,086</i>	<i>2,34,491</i>	<i>2,92,193</i>	<i>2,34,997</i>	<i>2,62,265</i>	<i>1,36,674</i>
" Madras . . . . .	<i>10,191</i>	<i>12,337</i>	<i>14,795</i>	<i>17,273</i>	<i>14,332</i>	<i>6,40,149</i>	<i>7,96,224</i>	<i>3,49,793</i>	<i>3,64,297</i>	<i>6,47,956</i>
" Burma . . . . .	<i>173,754</i>	<i>183,387</i>	<i>178,107</i>	<i>159,738</i>	<i>131,228</i>	<i>59,31,225</i>	<i>63,47,492</i>	<i>62,06,106</i>	<i>53,17,054</i>	<i>38,86,329</i>
<b>TOTAL</b>	<b>224,036</b>	<b>245,153</b>	<b>242,611</b>	<b>226,853</b>	<b>185,925</b>	<b>83,00,300</b>	<b>89,02,713</b>	<b>88,34,343</b>	<b>78,54,783</b>	<b>57,32,702</b>
<b>Pickles, Chutnies, Sauces, and Condiments (I. E)—</b>										
	Cwts.	Cwts.	Cwts.	Cwts.	Cwts.					
United Kingdom . . . . .	3,927	4,602	4,095	3,045	3,026	4,07,635	4,33,862	4,35,539	3,23,747	3,27,987
Ceylon . . . . .	108	310	207	280	181	1,333	4,139	1,993	2,298	1,123
Straits Settlements (including Labuan) . . . . .	511	427	525	501	454	13,811	13,221	13,519	17,454	14,175
Hongkong . . . . .	206	232	305	413	370	10,906	15,436	15,590	21,241	14,839
Western Australia . . . . .	--	--	1	--	--	--	--	10	0	--
South Australia (including Northern Territory) . . . . .	--	--	--	--	--	--	--	--	--	--
Victoria . . . . .	4	20	10	8	8	--	32	--	--	--
Australian Commonwealth (Total) . . . . .	4	20	11	8	8	569	1,266	737	477	675
Other British Possessions . . . . .	--	1	14	--	5	101	1,298	747	430	675
<b>TOTAL BRITISH EMPIRE</b>	<b>4,766</b>	<b>5,642</b>	<b>5,157</b>	<b>4,252</b>	<b>4,044</b>	<b>4,34,355</b>	<b>4,68,204</b>	<b>4,73,199</b>	<b>3,65,229</b>	<b>3,59,059</b>
Germany . . . . .	11	27	--	--	--	875	3,131	50	88	30
France . . . . .	15	2	6	6	--	1,221	215	761	566	64
Italy . . . . .	11	6	21	8	14	1,659	600	1,296	380	856
China (exclusive of Hongkong and Macao) . . . . .	817	834	394	794	565	33,768	53,590	46,425	43,209	33,416
Japan . . . . .	53	--	19	20	27	1,486	3,753	565	1,049	1,213



No. 13—continued

ARTICLES, AND COUNTRIES OF CONSIGNMENT; ALSO SHARE OF EACH PROVINCE	QUANTITY					VALUE				
	1927-28	1928-29	1929-30	1930-31	1931-32	1927-28	1928-29	1929-30	1930-31	1931-32
Provisions and Oilman's stores— continued						₹	₹	₹	₹	₹
Pickles, Chutnies, Sauces, and Condiments (I. E)— continued										
United States of America—	Cwts.	Cwts.	Cwts.	Cwts.	Cwts.					
Via Atlantic Coast	242	253	289	240	180	19,680	21,402	23,755	22,805	11,050
" Pacific "	19	15	46	80	14	1,213	999	1,894	1,163	642
Other Foreign Countries	11	15	29	22	17	498	390	747	1,453	934
<b>TOTAL FOREIGN COUNTRIES</b>	<b>1,179</b>	<b>1,243</b>	<b>1,104</b>	<b>1,120</b>	<b>767</b>	<b>65,400</b>	<b>84,080</b>	<b>75,493</b>	<b>75,713</b>	<b>43,255</b>
Share of Bengal	1,784	1,646	1,109	929	780	1,38,919	1,37,305	1,09,163	77,926	51,371
" Bombay	312	449	361	354	347	41,304	43,969	57,857	41,320	45,760
" Sind	1,434	1,594	2,044	1,346	1,387	1,53,576	1,43,750	1,94,433	1,45,297	1,25,051
" Madras	573	1,022	862	590	469	59,066	60,779	67,467	23,341	23,835
" Burma	1,332	2,174	1,885	2,253	1,928	1,06,390	1,56,581	1,26,723	1,43,168	1,36,297
<b>TOTAL</b>	<b>5,935</b>	<b>6,885</b>	<b>6,261</b>	<b>5,372</b>	<b>4,811</b>	<b>4,99,755</b>	<b>5,52,284</b>	<b>5,48,692</b>	<b>4,40,942</b>	<b>4,07,814</b>
Vinegar (excluding bottled vinegar) (I. E)—	Gals.	Gals.	Gals.	Gals.	Gals.					
United Kingdom	10,456	17,670	13,494	13,110	17,627	16,202	25,912	17,348	16,266	20,7
Straits Settlements (including Labuan)	2,343	2,177	462	761	783	3,983	3,480	696	1,015	955
Other British Possessions	450	270	100	4	4	912	241	156	12	7
<b>TOTAL BRITISH EMPIRE</b>	<b>13,249</b>	<b>20,057</b>	<b>14,056</b>	<b>13,875</b>	<b>18,364</b>	<b>21,097</b>	<b>28,633</b>	<b>18,199</b>	<b>17,293</b>	<b>21,735</b>
France	1,835	1,540	2,058	862	1,009	2,270	1,942	2,427	1,202	1,277
Italy	297	289	299	298	756	572	552	472	1,239	1,106
China (exclusive of Hongkong and Macao)	1,030	855	..	200	..	1,625	1,965	..	300	..
United States of America—										
Via Atlantic Coast	329	2,674	832	1,434	100	632	3,943	1,394	2,159	214
" Pacific "	..	..	..	22	43	..	..	..	27	59
Other Foreign Countries	348	..	5	..	44	720	..	10	..	51
<b>TOTAL FOREIGN COUNTRIES</b>	<b>3,809</b>	<b>5,338</b>	<b>3,189</b>	<b>2,816</b>	<b>1,052</b>	<b>5,819</b>	<b>7,502</b>	<b>4,308</b>	<b>4,927</b>	<b>2,707</b>
Share of Bengal	4,709	6,579	4,391	3,374	5,207	6,680	9,917	6,164	6,373	7,116
" Bombay	4,553	5,361	4,341	5,155	5,991	7,516	3,332	6,664	6,012	6,386
" Sind	597	5,456	2,667	3,030	4,073	833	6,508	3,058	2,354	4,203
" Madras	3,550	3,947	3,356	3,977	3,407	3,369	6,347	4,023	4,833	3,995
" Burma	4,649	4,052	1,990	1,605	1,638	7,968	5,131	2,633	2,648	2,248
<b>TOTAL</b>	<b>17,058</b>	<b>25,395</b>	<b>17,245</b>	<b>16,691</b>	<b>20,316</b>	<b>26,916</b>	<b>36,135</b>	<b>22,502</b>	<b>22,220</b>	<b>24,442</b>
Other sorts of provisions (I. E)—	Cwts.	Cwts.	Cwts.	Cwts.	Cwts.					
United Kingdom	7,122	9,611	10,381	12,319	13,614	5,34,091	6,56,490	7,16,853	7,93,466	7,71,806
Ceylon	1,605	1,270	1,538	1,131	1,058	47,999	49,164	79,233	64,899	59,043
Straits Settlements (including Labuan)	1,315	1,568	2,231	1,271	1,223	59,040	66,527	1,10,059	68,063	59,129
Hongkong	15,016	7,630	5,335	3,852	3,008	3,44,311	1,95,723	1,39,162	1,12,106	72,965
Natal	75	30	18	16	85	7,739	2,543	1,640	1,299	3,129
Canada—										
Via Atlantic Coast	114	45	..	12	25	1,499	632	50	1,088	2,098
" Pacific "	..	1	..	..	..	..	53	..	..	..
British Guiana	41	..	..	..	..	1,508	..	..	..	..
Western Australia	..	..	12	..	..	..	..	638	..	..
South Australia (including Northern Territory)	..	3	10	..	..	40	395	494	..	..

GENERAL IMPORTS

( 442 )

No. 13—continued

ARTICLES, AND COUNTRIES OF CONSIGNMENT; ALSO SHARE OF EACH PROVINCE	QUANTITY					VALUE				
	1927-28	1928-29	1929-30	1930-31	1931-32	1927-28	1928-29	1929-30	1930-31	1931
	Cwts.	Cwts.	Cwts.	Cwts.	Cwts.	£	£	£	£	£
Provisions and Oilman's stores— <i>continued</i>										
<i>Othersortsof provisions (I. E)</i> —continued										
Victoria . . . . .	140	249	251	245	401	5,716	14,191	12,484	11,006	18,026
Tasmania . . . . .	7	..	..	7	8	653	..	..	312	385
New South Wales . . . . .	..	440	61	..	267	..	4,821	2,702	..	6,178
Queensland . . . . .	..	..	..	7	..	..	..	..	380	..
Australian Commonwealth (Total) . . . . .	147	692	334	259	676	6,409	19,407	16,318	11,698	19,539
Other British Possessions . . . . .	17	83	..	18	22	776	1,852	78	1,058	1,241
<b>TOTAL BRITISH EMPIRE</b>	<b>25,452</b>	<b>20,900</b>	<b>19,637</b>	<b>18,878</b>	<b>19,711</b>	<b>10,08,372</b>	<b>9,92,416</b>	<b>10,69,443</b>	<b>10,53,668</b>	<b>9,88,949</b>
Sweden . . . . .	3	..	5	860	4	269	62	454	10,273	440
Norway . . . . .	7	410	3	1,418	704	571	11,334	96	39,756	17,431
Denmark . . . . .	..	..	1	2,018	18,740	42	12	65	54,872	4,03,307
Germany . . . . .	186	145	95	269	427	10,360	13,888	16,504	14,898	32,021
Netherlands . . . . .	327	272	166	1,819	2,763	9,043	7,661	6,806	50,933	32,340
Belgium . . . . .	76	66	163	355	488	5,597	5,384	9,913	8,082	10,664
France . . . . .	977	2,700	1,256	2,705	1,099	36,109	57,845	45,985	56,051	36,289
Spain . . . . .	12	..	1	16	19	1,367	..	61	1,474	981
Switzerland . . . . .	145	453	26	77	118	10,373	30,311	2,521	6,408	8,741
Italy . . . . .	396	257	780	639	878	16,801	18,879	38,861	24,012	48,812
Austria . . . . .	46	..	..	179	88	1,935	..	..	2,525	1,326
Hungary . . . . .	5	75	14	4	24	117	2,332	678	186	1,148
Czechoslovakia . . . . .	..	..	2	64	2,606	..	..	281	786	30,189
Iraq . . . . .	25	51	64	157	77	1,051	1,845	1,851	4,336	2,283
China (exclusive of Hong- kong and Macao) . . . . .	1,669	1,677	1,655	2,005	1,908	59,183	60,897	57,729	47,132	46,253
Japan . . . . .	766	711	723	612	798	49,101	34,325	34,185	25,805	26,603
Italian East Africa (Somal- land and Eritrea) . . . . .	15	..	38	..	..	207	..	1,438	10	..
United States of America— Via Atlantic Coast . . . . .	3,270	12,605	14,741	11,837	2,108	1,45,005	2,40,844	2,68,289	2,40,611	86,133
" Pacific " . . . . .	241	243	234	240	327	11,674	14,136	10,550	12,071	10,559
Argentine Republic (includ- ing Atlantic Coast of Patagonia) . . . . .	22	2	..	..	47	822	508	..	..	2,337
Other Foreign Countries . . . . .	51	50	60	125	101	1,798	1,713	1,753	2,149	2,352
<b>TOTAL FOREIGN COUNTRIES</b>	<b>13,189</b>	<b>19,717</b>	<b>20,077</b>	<b>24,899</b>	<b>33,267</b>	<b>3,61,485</b>	<b>5,02,476</b>	<b>4,98,020</b>	<b>6,02,970</b>	<b>7,96,113</b>
Share of Bengal . . . . .	7,033	11,371	10,178	14,338	15,151	3,67,635	4,98,818	5,59,578	5,56,709	5,84,511
" Bombay . . . . .	3,487	3,385	5,444	11,494	24,327	1,63,003	2,09,624	1,79,618	3,92,756	6,87,649
" Sind . . . . .	1,575	1,465	946	1,315	1,189	91,417	92,507	69,876	77,767	86,155
" Madras . . . . .	8,082	12,036	13,329	9,339	5,734	2,01,296	2,20,737	3,56,009	2,91,084	1,96,506
" Burma . . . . .	13,464	11,840	9,517	6,691	6,677	5,41,506	4,13,356	3,96,332	3,08,307	2,60,241
<b>TOTAL</b>	<b>38,641</b>	<b>40,617</b>	<b>39,914</b>	<b>43,777</b>	<b>52,978</b>	<b>13,64,857</b>	<b>14,94,892</b>	<b>16,61,463</b>	<b>16,56,633</b>	<b>17,85,002</b>
Total value of Provisions and Oilman's stores—										
United Kingdom . . . . .	—	—	—	—	—	2,34,07,724	2,25,45,644	2,35,11,049	1,94,35,850	1,51,20,696
Gibraltar . . . . .	—	—	—	—	—	347	1,977	80	61	..
Palestine . . . . .	—	—	—	—	—	4,382	3,027	834	14,540	32,336
Aden and Dependencies . . . . .	—	—	—	—	—	5,141	469	1,206	8,009	7,290
Bahrain Islands . . . . .	—	—	—	—	—	5,538	11,283	1,716	1,274	2,984
Ceylon . . . . .	—	—	—	—	—	1,81,036	1,26,622	1,35,418	1,29,422	1,29,369
Straits Settlements (includ- ing Labuan) . . . . .	—	—	—	—	—	42,46,003	36,09,011	32,05,552	31,56,733	24,48,180
Federated Malay States . . . . .	—	—	—	—	—	2,028	64,006	634	10,593	320
Hongkong . . . . .	—	—	—	—	—	17,51,023	11,97,141	12,61,718	12,25,949	7,59,819
Cape of Good Hope . . . . .	—	—	—	—	—	4,048	3,877	3,615	1,050	585
Natal . . . . .	—	—	—	—	—	52,968	34,379	36,383	30,109	39,031
Transvaal . . . . .	—	—	—	—	—	55	1,848	10	34	12
Zanzibar and Pemba . . . . .	—	—	—	—	—	23,672	11,909	26,449	25,455	5,171
Kenya Colony . . . . .	—	—	—	—	—	8,470	3,373	6,822	16,860	9,716
Tanganyika Territory . . . . .	—	—	—	—	—	673	718	386	7,138	7,264
Mauritius and Dependencies . . . . .	—	—	—	—	—	1,054	1,075	173	2,021	1,901
Canada— Via Atlantic Coast . . . . .	—	—	—	—	—	18,724	9,653	9,567	7,633	17,690
" Pacific " . . . . .	—	—	—	—	—	41,377	78,021	73,044	93,984	58,280
British West India Islands . . . . .	—	—	—	—	—	2,015	184	..	1,944	..
British Guiana . . . . .	—	—	—	—	—	3,147	..	..	..	..
Western Australia . . . . .	—	—	—	—	—	75	279	1,732	103	987
South Australia (including Northern Territory) . . . . .	—	—	—	—	—	100	8,237	4,425	695	6,430

No. 13—continued.

ARTICLES AND COUNTRIES OF CONSIGNMENT: ALSO SHARE OF EACH PROVINCE	QUANTITY					VALUE				
	1927-28	1928-29	1929-30	1930-31	1931-32	1927-28	1928-29	1929-30	1930-31	1931-32
Provisions and Oilman's stores— concluded						R	R	R	R	R
<i>Total value of Provisions and Oilman's stores—continued</i>										
Victoria . . . . .	—	—	—	—	—	6,93,995	7,01,395	7,22,614	7,01,837	10,18,679
Tasmania . . . . .	—	—	—	—	—	1,67,381	1,21,504	94,523	90,635	77,523
New South Wales . . . . .	—	—	—	—	—	49,452	61,646	63,050	57,711	1,45,026
Queensland . . . . .	—	—	—	—	—	4,790	6,787	2,043	24,729	70,026
<i>Australian Commonwealth (Total)</i> . . . . .	—	—	—	—	—	<i>9,15,798</i>	<i>8,99,848</i>	<i>8,93,987</i>	<i>8,75,710</i>	<i>13,13,671</i>
New Zealand (including Nauru and British Samoa)	—	—	—	—	—	1,437	22,399	53,896	1,32,432	96,414
Fiji Islands . . . . .	—	—	—	—	—	1,436	1,422	..	..	..
Other British Possessions . . . . .	—	—	—	—	—	67	248	168	38	1,025
<b>TOTAL BRITISH EMPIRE</b>	—	—	—	—	—	<b>3,06,28,808</b>	<b>2,86,28,134</b>	<b>2,92,27,702</b>	<b>2,51,76,894</b>	<b>2,00,56,714</b>
Russia—										
Northern Russia . . . . .	—	—	—	—	—	1,013	204	1,172	1,118	629
Southern Russia . . . . .	—	—	—	—	—	..	440	..	..	..
Finland . . . . .	—	—	—	—	—	39,252	..	..	..	..
Georgia . . . . .	—	—	—	—	—	2,104	..	..	..	..
Sweden . . . . .	—	—	—	—	—	19,857	2,758	2,408	18,041	4,757
Norway . . . . .	—	—	—	—	—	2,84,976	3,40,215	4,61,537	9,83,412	3,48,966
Denmark . . . . .	—	—	—	—	—	5,24,769	4,21,731	3,73,403	7,17,843	12,25,449
Germany . . . . .	—	—	—	—	—	5,23,265	4,47,838	7,24,388	9,66,104	6,07,208
Netherlands . . . . .	—	—	—	—	—	2,06,46,981	2,08,53,968	1,57,34,474	1,26,61,184	57,02,089
Belgium . . . . .	—	—	—	—	—	25,64,272	21,20,939	7,61,997	12,55,902	4,35,827
Luxemburg . . . . .	—	—	—	—	—	..	1,848	295	..	..
France . . . . .	—	—	—	—	—	5,43,405	8,46,157	7,71,817	8,07,436	5,62,377
Spain . . . . .	—	—	—	—	—	23,282	7,135	8,073	8,369	3,105
Portugal . . . . .	—	—	—	—	—	3,32,247	1,71,937	40,843	43,927	5,353
Switzerland . . . . .	—	—	—	—	—	12,33,981	20,97,489	15,83,386	9,18,676	13,59,728
Italy . . . . .	—	—	—	—	—	2,43,444	3,29,357	2,80,403	2,32,595	5,31,852
Austria . . . . .	—	—	—	—	—	24,990	14,400	7,375	8,586	5,981
Hungary . . . . .	—	—	—	—	—	1,520	2,519	1,899	1,770	1,744
Greece . . . . .	—	—	—	—	—	1,008	525	3,232	2,743	878
Czechoslovakia . . . . .	—	—	—	—	—	172	65	1,687	838	45,377
Maskat Territory and Trucial Oman . . . . .	—	—	—	—	—	25,276	3,709	3,667	6,835	32,020
Other Native States in Arabia . . . . .	—	—	—	—	—	4,703	2,338	3,595	3,212	1,349
Iraq . . . . .	—	—	—	—	—	2,25,276	15,435	17,350	17,033	32,044
Persia . . . . .	—	—	—	—	—	36,461	3,066	9,966	19,590	60,226
Java . . . . .	—	—	—	—	—	5,15,369	12,80,920	8,31,991	2,60,711	4,79,468
Siam . . . . .	—	—	—	—	—	32,270	872	768	1,531	2,310
Indo-China (including Cochin China, Cambodia, Annam, Tonkin and French leased territories in China) . . . . .	—	—	—	—	—	2,245	4,119	10	50	2,348
Philippine Island and Guam . . . . .	—	—	—	—	—	444	20	55	8,264	5,587
China (exclusive of Hongkong and Macao) . . . . .	—	—	—	—	—	3,15,536	3,52,787	3,44,465	2,98,424	2,25,584
Japan . . . . .	—	—	—	—	—	4,04,177	2,60,298	3,37,487	2,08,578	1,52,275
Egypt . . . . .	—	—	—	—	—	1,188	3,933	6,579	15,233	6,949
Portuguese East Africa . . . . .	—	—	—	—	—	2,725	16,113	6,017	6,415	3,030
Italian East Africa (Somali- land and Eritrea) . . . . .	—	—	—	—	—	630	..	2,932	620	..
United States of America— Vid Atlantic Coast . . . . .	—	—	—	—	—	18,38,561	20,16,642	17,08,005	18,70,338	13,04,501
" Pacific " . . . . .	—	—	—	—	—	29,47,989	23,79,379	30,36,444	21,71,161	9,05,890
Uruguay . . . . .	—	—	—	—	—	..	2,534	2,071	15,435	..
Argentine Republic (including the Atlantic coast of Patagonia) . . . . .	—	—	—	—	—	5,257	3,868	1,100	17,931	11,951
Hawaii . . . . .	—	—	—	—	—	1,042	..	..	..	..
Other Foreign Countries . . . . .	—	—	—	—	—	1,591	135	807	1,472	1,201
<b>TOTAL FOREIGN COUNTRIES</b>	—	—	—	—	—	<b>3,34,31,333</b>	<b>3,34,96,333</b>	<b>2,71,33,488</b>	<b>2,36,01,642</b>	<b>1,40,69,512</b>
Share of Bengal . . . . .	—	—	—	—	—	1,54,14,301	1,54,54,798	1,31,04,326	1,13,57,625	86,93,742
" Bombay . . . . .	—	—	—	—	—	1,45,98,701	1,36,15,023	1,16,44,322	1,06,98,972	74,81,734
" Sind . . . . .	—	—	—	—	—	1,09,00,658	94,16,224	86,04,723	64,17,334	35,95,623
" Madras . . . . .	—	—	—	—	—	57,23,987	77,60,334	73,27,527	71,98,419	56,10,591
" Burma . . . . .	—	—	—	—	—	1,74,22,494	1,53,77,558	1,56,30,222	1,32,06,136	37,44,571
<b>TOTAL</b>	—	—	—	—	—	<b>6,40,60,141</b>	<b>6,21,24,467</b>	<b>5,63,61,190</b>	<b>4,87,78,536</b>	<b>3,41,26,236</b>

GENERAL IMPORTS

( 444 )

No. 13—continued

ARTICLES, AND COUNTRIES OF CONSIGNMENT; ALSO SHARE OF EACH PROVINCE	QUANTITY					VALUE				
	1927-28	1928-29	1929-30	1930-31	1931-32	1927-28	1928-29	1929-30	1930-31	1931-32
<b>Railway plant and Rolling-stock†</b>						B	B	B	B	B
<i>Carriages and parts thereof (III. N) —</i>										
United Kingdom . . . . .	—	—	—	—	—	1,53,61,052	—	—	—	—
Ceylon . . . . .	—	—	—	—	—	4,766	—	—	—	—
Straits Settlements (including Labuan) . . . . .	—	—	—	—	—	27,825	—	—	—	—
<b>TOTAL BRITISH EMPIRE</b>	—	—	—	—	—	1,58,93,643	—	—	—	—
Sweden . . . . .	—	—	—	—	—	6,488	—	—	—	—
Denmark . . . . .	—	—	—	—	—	23,985	—	—	—	—
Germany . . . . .	—	—	—	—	—	6,32,730	—	—	—	—
Netherlands . . . . .	—	—	—	—	—	31,428	—	—	—	—
Belgium . . . . .	—	—	—	—	—	11,19,986	—	—	—	—
Italy . . . . .	—	—	—	—	—	1,04,648	—	—	—	—
Czechoslovakia . . . . .	—	—	—	—	—	9,415	—	—	—	—
Japan . . . . .	—	—	—	—	—	2,670	—	—	—	—
United States of America— Via Atlantic Coast . . . . .	—	—	—	—	—	1,26,746	—	—	—	—
Other Foreign Countries . . . . .	—	—	—	—	—	908	—	—	—	—
<b>TOTAL FOREIGN COUNTRIES</b>	—	—	—	—	—	20,58,999	—	—	—	—
<i>Share of Bengal</i>	—	—	—	—	—	33,23,554	—	—	—	—
“ <i>Bombay</i>	—	—	—	—	—	38,70,333	—	—	—	—
“ <i>Sind</i>	—	—	—	—	—	8,68,973	—	—	—	—
“ <i>Madras</i>	—	—	—	—	—	38,87,304	—	—	—	—
“ <i>Burma</i>	—	—	—	—	—	5,01,978	—	—	—	—
<b>TOTAL</b>	—	—	—	—	—	1,74,52,642	—	—	—	—
<b>Wagons and parts thereof (III. N) (a) —</b>										
United Kingdom . . . . .	—	—	—	—	—	51,60,324	—	—	—	—
Denmark . . . . .	—	—	—	—	—	22,240	—	—	—	—
Germany . . . . .	—	—	—	—	—	4,03,440	—	—	—	—
Belgium . . . . .	—	—	—	—	—	9,50,162	—	—	—	—
United States of America— Via Atlantic Coast . . . . .	—	—	—	—	—	49,577	—	—	—	—
<b>TOTAL FOREIGN COUNTRIES</b>	—	—	—	—	—	14,25,419	—	—	—	—
<i>Share of Bengal</i>	—	—	—	—	—	37,08,804	—	—	—	—
“ <i>Bombay</i>	—	—	—	—	—	3,01,311	—	—	—	—
“ <i>Sind</i>	—	—	—	—	—	4,41,294	—	—	—	—
“ <i>Madras</i>	—	—	—	—	—	8,92,053	—	—	—	—
“ <i>Burma</i>	—	—	—	—	—	12,42,281	—	—	—	—
<b>TOTAL</b>	—	—	—	—	—	65,85,743	—	—	—	—

†Discontinued from 1 '28-29.

No. 13—continued

ARTICLES, AND COUNTRIES OF CONSIGNMENT; ALSO SHARE OF EACH PROVINCE	QUANTITY					VALUE				
	1927-28	1928-29	1929-30	1930-31	1931-32	1927-28	1928-29	1929-30	1930-31	1931-32
						R	R	R	R	R
<b>Railway plant and Rolling stock †— continued</b>										
<b>Locomotive engines and ten- ders and parts thereof (III. N) (a)—</b>										
United Kingdom . . . . .	—	—	—	—	—	83,69,886	—	—	—	—
Ceylon . . . . .	—	—	—	—	—	362	—	—	—	—
Straits Settlements (includ- ing Labuan) . . . . .	—	—	—	—	—	1,950	—	—	—	—
<b>TOTAL BRITISH EMPIRE</b>	—	—	—	—	—	83,72,198	—	—	—	—
Sweden . . . . .	—	—	—	—	—	57,983	—	—	—	—
Germany . . . . .	—	—	—	—	—	6,97,338	—	—	—	—
Netherlands . . . . .	—	—	—	—	—	1,018	—	—	—	—
Belgium . . . . .	—	—	—	—	—	1,42,827	—	—	—	—
United States of America— Via Atlantic Coast . . . . .	—	—	—	—	—	6,00,716	—	—	—	—
<b>TOTAL FOREIGN COUNTRIES</b>	—	—	—	—	—	14,99,882	—	—	—	—
Share of Bengal . . . . .	—	—	—	—	—	24,53,415	—	—	—	—
" Bombay . . . . .	—	—	—	—	—	19,04,392	—	—	—	—
" Sind . . . . .	—	—	—	—	—	6,40,805	—	—	—	—
" Madras . . . . .	—	—	—	—	—	32,45,795	—	—	—	—
" Burma . . . . .	—	—	—	—	—	16,27,173	—	—	—	—
<b>TOTAL</b>	—	—	—	—	—	98,71,580	—	—	—	—

(a) Included with "Beams, girders, pillars" shown under "Machinery and Millwork" from 1928-29.  
† Discontinued from 1928-29.

GENERAL IMPORTS

( 446 )

No. 13—continued

ARTICLES, AND COUNTRIES OF CONSIGNMENT; ALSO SHARE OF EACH PROVINCE	QUANTITY					VALUE				
	19 27-28	1928-29	1929-30	1930-31	1931-32	1927-28	1928-29	1929-30	1930-31	1931-32
						R	R	R	R	R
<b>Railway plant and Rolling-stock— continued</b>										
<b>Materials for construction— continued</b>										
Sleepers and keys of steel or iron (III, N) (b)—	Tons									
United Kingdom . . . . .	35,001	—	—	—	—	53,90,705	—	—	—	—
Tasmania . . . . .	..	—	—	—	—	..	—	—	—	—
Australian Commonwealth (Total) . . . . .	..	—	—	—	—	..	—	—	—	—
<b>TOTAL BRITISH EMPIRE</b>	<b>35,001</b>	<b>—</b>	<b>—</b>	<b>—</b>	<b>—</b>	<b>53,90,705</b>	<b>—</b>	<b>—</b>	<b>—</b>	<b>—</b>
Denmark . . . . .	1,184	—	—	—	—	1,26,120	—	—	—	—
Germany . . . . .	49	—	—	—	—	6,030	—	—	—	—
Netherlands . . . . .	243	—	—	—	—	47,530	—	—	—	—
Belgium . . . . .	31,457	—	—	—	—	34,57,774	—	—	—	—
France . . . . .	2	—	—	—	—	445	—	—	—	—
Italy . . . . .	513	—	—	—	—	1,84,878	—	—	—	—
United States of America— Via Atlantic Coast . . . . .	..	—	—	—	—	..	—	—	—	—
<b>TOTAL FOREIGN COUNTRIES</b>	<b>33,448</b>	<b>—</b>	<b>—</b>	<b>—</b>	<b>—</b>	<b>37,72,577</b>	<b>—</b>	<b>—</b>	<b>—</b>	<b>—</b>
Share of Bengal . . . . .	25	—	—	—	—	7,859	—	—	—	—
„ Bombay . . . . .	38,991	—	—	—	—	50,78,193	—	—	—	—
„ Sind . . . . .	..	—	—	—	—	..	—	—	—	—
„ Madras . . . . .	29,433	—	—	—	—	40,77,330	—	—	—	—
„ Burma . . . . .	..	—	—	—	—	..	—	—	—	—
<b>TOTAL</b>	<b>68,449</b>	<b>—</b>	<b>—</b>	<b>—</b>	<b>—</b>	<b>91,68,282</b>	<b>—</b>	<b>—</b>	<b>—</b>	<b>—</b>
Sleepers of wood* (III, N) (c)—	Tons									
United Kingdom . . . . .	119	—	—	—	—	99,614	—	—	—	—
Canada—										
Via Pacific Coast . . . . .	..	—	—	—	—	..	—	—	—	—
Western Australia . . . . .	10,388	—	—	—	—	11,70,709	—	—	—	—
Australian Commonwealth (Total) . . . . .	10,388	—	—	—	—	11,70,709	—	—	—	—
<b>TOTAL BRITISH EMPIRE</b>	<b>10,507</b>	<b>—</b>	<b>—</b>	<b>—</b>	<b>—</b>	<b>12,70,323</b>	<b>—</b>	<b>—</b>	<b>—</b>	<b>—</b>

(b) Shown under "Iron or Steel" from 1928-29.  
(c) Shown under "Wood and Timber" from 1928-29.  
\* Include sleepers of Jarrah and other wood,  
† Discontinued from 1928-29.

No. 13—continued

ARTICLES, AND COUNTRIES OF CONSIGNMENT; ALSO SHARE OF EACH PROVINCE	QUANTITY					VALUE				
	1927-28	1928-29	1929-30	1930-31	1931-32	1927-28	1928-29	1929-30	1930-31	1931-32
Railway plant and Rolling- stock†—continued						B				
Materials for construction— concluded										
Sleepers of Wood* (III. N) (c) —continued	Tons									
Belgium . . . . .	17	—	—	—	—	3,374	—	—	—	—
Siam . . . . .	45	—	—	—	—	5,400	—	—	—	—
United States of America— Via Atlantic Coast . . . . .	..	—	—	—	—	1,783	—	—	—	—
„ Pacific „ . . . . .	2	—	—	—	—	120	—	—	—	—
Other Foreign Countries . . . . .	1	—	—	—	—	229	—	—	—	—
<b>TOTAL FOREIGN COUNTRIES</b>	<b>65</b>	—	—	—	—	<b>10,906</b>	—	—	—	—
Share of Bengal . . . . .	7,364	—	—	—	—	9,22,909	—	—	—	—
„ Bombay . . . . .	2,840	—	—	—	—	3,15,344	—	—	—	—
„ Madras . . . . .	368	—	—	—	—	42,976	—	—	—	—
<b>-TOTAL</b>	<b>10,572</b>	—	—	—	—	<b>12,81,229</b>	—	—	—	—
Other kinds of materials— (III. N)—	Tons									
United Kingdom . . . . .	5,393	—	—	—	—	27,62,839	—	—	—	—
Straits Settlements (including Labuan) . . . . .	15	—	—	—	—	9,406	—	—	—	—
<b>TOTAL BRITISH EMPIRE</b>	<b>5,398</b>	—	—	—	—	<b>27,72,245</b>	—	—	—	—
Germany . . . . .	213	—	—	—	—	45,023	—	—	—	—
Netherlands . . . . .	8	—	—	—	—	1,071	—	—	—	—
Belgium . . . . .	1,377	—	—	—	—	2,56,843	—	—	—	—
Italy . . . . .	..	—	—	—	—	234	—	—	—	—
United States of America— Via Atlantic Coast . . . . .	225	—	—	—	—	2,56,813	—	—	—	—
<b>TOTAL FOREIGN COUNTRIES</b>	<b>1,823</b>	—	—	—	—	<b>5,59,959</b>	—	—	—	—
Share of Bengal . . . . .	1,633	—	—	—	—	9,95,625	—	—	—	—
„ Bombay . . . . .	1,206	—	—	—	—	11,93,633	—	—	—	—
„ Sind . . . . .	1,047	—	—	—	—	2,13,641	—	—	—	—
„ Madras . . . . .	2,375	—	—	—	—	7,76,313	—	—	—	—
„ Burma . . . . .	410	—	—	—	—	1,43,623	—	—	—	—
<b>TOTAL</b>	<b>7,221</b>	—	—	—	—	<b>33,32,234</b>	—	—	—	—

(c) Discontinued and shown under "Wood and Timber" from 1928-29.  
\* Include sleepers of Jarrah and other wood.  
† Discontinued from 1928-29;

GENERAL IMPORTS

( 448 )

No. 13 -continued

ARTICLES, AND COUNTRIES OF CONSIGNMENT; ALSO SHARE OF EACH PROVINCE	QUANTITY					VALUE				
	1927-28	1928-29	1929-30	1930-31	1931-32	1927-28	1928-29	1929-30	1930-31	1931-32
						R	R	R	R	R
<b>Railway plant and Rolling-stock†—concluded</b>										
<i>Total value of Railway plant and Rolling-stock—</i>										
United Kingdom . . . . .	—	—	—	—	—	3,71,44,420	—	—	—	—
Ceylon . . . . .	—	—	—	—	—	5,128	—	—	—	—
Straits Settlements (including Labuan) . . . . .	—	—	—	—	—	39,181	—	—	—	—
Western Australia . . . . .	—	—	—	—	—	11,70,709	—	—	—	—
Australian Commonwealth (Total) . . . . .	—	—	—	—	—	11,70,709	—	—	—	—
<b>TOTAL BRITISH EMPIRE</b>	—	—	—	—	—	3,83,59,438	—	—	—	—
Sweden . . . . .	—	—	—	—	—	64,471	—	—	—	—
Denmark . . . . .	—	—	—	—	—	1,72,345	—	—	—	—
Germany . . . . .	—	—	—	—	—	17,84,795	—	—	—	—
Netherlands . . . . .	—	—	—	—	—	81,047	—	—	—	—
Belgium . . . . .	—	—	—	—	—	59,30,466	—	—	—	—
Italy . . . . .	—	—	—	—	—	2,39,560	—	—	—	—
Czechoslovakia . . . . .	—	—	—	—	—	9,415	—	—	—	—
Siam . . . . .	—	—	—	—	—	5,400	—	—	—	—
Japan . . . . .	—	—	—	—	—	2,670	—	—	—	—
United States of America										
Y <sup>6</sup> Atlantic Coast . . . . .	—	—	—	—	—	10,35,635	—	—	—	—
,, Pacific ,, . . . . .	—	—	—	—	—	120	—	—	—	—
Other Foreign Countries . . . . .	—	—	—	—	—	1,348	—	—	—	—
<b>TOTAL FOREIGN COUNTRIES</b>	—	—	—	—	—	93,27,272	—	—	—	—
Share of Bengal . . . . .	—	—	—	—	—	1,14,12,166	—	—	—	—
,, Bombay . . . . .	—	—	—	—	—	1,76,63,206	—	—	—	—
,, Sind . . . . .	—	—	—	—	—	21,69,713	—	—	—	—
,, Madras . . . . .	—	—	—	—	—	1,39,22,171	—	—	—	—
,, Burma . . . . .	—	—	—	—	—	35,19,454	—	—	—	—
<b>TOTAL</b>	—	—	—	—	—	(a) 4,76,86,710	—	—	—	—
<b>Rubber—</b>										
<i>Raw (H. J)—</i>										
	Lbs.	Lbs.	Lbs.	Lbs.	Lbs.					
United Kingdom . . . . .	2,439	508	826	..	8	8,237	617	1,222	..	9
Ceylon . . . . .	62,005	30,026	228,400	175,599	284,683	78,460	18,084	1,71,245	1,11,107	96,753
Straits Settlements (including Labuan) . . . . .	5,351	683	97,024	47,895	160,112	9,608	491	80,871	29,419	30,609
<b>TOTAL BRITISH EMPIRE</b>	70,395	31,217	326,250	223,494	445,003	86,305	19,142	2,53,338	1,40,526	1,27,371
Germany . . . . .	..	835	..	..	..	..	4,331	..	..	..
Belgium . . . . .	..	2,012	224	..	..	..	2,712	420	..	..
Japan . . . . .	..	..	..	..	11,200	..	..	..	..	2,151
Other Foreign Countries . . . . .	..	483	..	..	..	..	599	..	..	..
<b>TOTAL FOREIGN COUNTRIES</b>	..	3,330	224	..	11,200	..	7,742	420	..	2,151
Share of Bengal . . . . .	70,081	26,946	205,424	79,708	230,165	55,569	15,548	1,62,182	46,014	48,401
,, Bombay . . . . .	163	6,928	119,444	138,533	208,408	375	10,847	99,709	89,967	74,215
,, Sind . . . . .	..	..	1,002	2,302	11,086	..	..	303	2,954	3,981
,, Madras . . . . .	..	..	154	350	4,038	..	..	116	599	1,485
,, Burma . . . . .	151	638	1,050	2,601	2,598	361	491	943	1,003	840
<b>TOTAL</b>	70,395	34,547	327,074	223,494	456,203	86,305	23,884	2,53,768	1,40,526	1,29,522

(a) Include Rs. 11,87,778 being the value of Railway material imported direct by State Railways working under company management.  
† Discontinued from 1928-29.



No. 13—continued

ARTICLES AND COUNTRIES OF CONSIGNMENT; ALSO SHARE OF EACH PROVINCE	QUANTITY					VALUE				
	1927-28	1928-29	1929-30	1930-31	1931-32	1927-28	1928-29	1929-30	1930-31	1931-32
<b>Rubber—continued</b>										
<b>Manufactures—</b>										
<b>Pneumatic motor covers (III. O)—</b>	No.	No.	No.	No.	No.	R	R	R	R	R
United Kingdom . . . . .	115,521	117,855	132,448	81,134	87,109	47,55,889	45,43,102	59,36,576	37,03,086	30,78,390
Aden and Dependencies . . . . .	38	..	16	..	36	1,076	..	739	..	1,032
Ceylon . . . . .	3,444	2,964	239	424	1,298	32,544	45,291	11,824	17,171	48,806
Straits Settlements (including Labuan)	664	2,788	3,320	3,513	957	14,508	90,719	77,718	95,582	31,237
Federated Malay States . . . . .	..	..	473	..	410	..	..	10,383	..	22,597
Cape of Good Hope . . . . .	..	..	..	70	..	..	..	..	1,446	..
Natal . . . . .	..	..	10	145	..	..	..	223	4,288	..
Canada—										
<i>Via Atlantic Coast</i> . . . . .	88,802	144,894	117,301	54,776	23,924	36,13,770	56,86,044	53,12,634	20,27,993	7,55,106
<i>" Pacific "</i> . . . . .	..	5	..	95	20	..	130	..	2,806	310
South Australia (including Northern Territory)	..	..	..	..	470	..	..	..	..	13,701
Victoria . . . . .	..	..	..	126	2	..	..	..	2,819	60
New South Wales . . . . .	..	..	15	503	85	..	..	3,055	15,583	1,291
Queensland . . . . .	..	..	..	83	..	..	..	..	1,638	..
<b>Australian Commonwealth (Total)</b>	..	..	15	712	557	..	..	3,055	20,040	16,052
New Zealand (including Nauru and Br. Samoa)	..	..	..	105	10	..	..	..	3,205	155
Other British Possessions . . . . .	28	..	..	..	6	1,087	..	..	..	73
<b>TOTAL BRITISH EMPIRE</b>	203,587	267,506	253,826	140,974	114,327	84,18,874	1,03,65,286	1,13,53,152	58,75,617	39,52,858
Norway . . . . .	20	..	..	30	..	535	..	..	1,304	..
Germany . . . . .	10,862	19,306	35,876	31,193	17,723	4,49,906	7,10,298	19,33,687	17,12,452	7,89,133
Belgium . . . . .	747	22	339	4,594	816	29,270	1,711	21,809	1,49,675	36,194
France . . . . .	62,871	48,191	33,582	19,803	22,683	22,78,787	17,61,379	11,42,426	6,46,409	7,54,320
Spain . . . . .	..	..	25	..	100	..	..	1,584	..	4,461
Italy . . . . .	27,174	45,445	49,114	28,004	30,416	8,04,143	17,00,461	21,40,917	13,42,500	12,46,039
Austria . . . . .	..	..	..	104	13	..	..	..	1,982	337
Turkey, European . . . . .	..	..	..	440	..	..	..	..	18,604	..
Native States in Arabia) other than Mascat Territory and Trucial Oman)	126	..	..	..	..	3,570	..	..	..	..
Iraq . . . . .	..	24	55	403	..	..	923	3,182	12,399	..
Persia . . . . .	65	60	37	955	271	1,856	2,507	1,780	46,163	30,856
Java . . . . .	..	250	50	1,447	332	..	10,744	2,109	39,314	12,783
Siam . . . . .	..	37	719	629	26	..	2,214	33,558	12,818	1,039
Philippine Islands and Guam . . . . .	..	..	92	..	108	..	..	3,662	..	1,130
Indo-China (including Cochin China, Cambodia, Annam, Tonkin and French leased territories in China)	..	26	..	..	1	..	1,381	..	..	29
China (exclusive of Hongkong and Macao)	76	46	45	155	165	3,703	1,285	1,227	5,130	4,650
Japan . . . . .	..	38	100	802	1,907	..	2,173	4,337	41,173	43,561
Egypt . . . . .	..	..	..	100	..	..	..	..	1,922	..
United States of America—										
<i>Via Atlantic Coast</i> . . . . .	108,077	80,989	111,396	140,413	157,745	48,43,478	36,74,580	58,51,188	68,82,908	65,57,761
<i>" Pacific "</i> . . . . .	202	791	1,358	254	1,337	4,168	29,140	57,168	5,751	47,419
Other Foreign Countries . . . . .	..	6	..	59	16	..	135	..	1,366	493
<b>TOTAL FOREIGN COUNTRIES</b>	210,221	195,231	233,348	229,475	233,799	85,09,116	78,98,631	1,12,03,650	1,09,21,960	95,30,214
<b>Share of Bengal</b>	91,150	102,693	85,906	63,519	61,473	37,13,233	39,47,166	35,49,674	26,33,187	20,73,589
<i>" Bombay "</i> . . . . .	147,426	133,059	139,507	123,133	97,663	60,96,958	50,46,081	61,77,340	54,72,638	36,33,956
<i>" Sind "</i> . . . . .	54,515	83,088	110,450	32,910	90,363	24,29,315	33,04,352	61,13,936	42,45,483	42,69,114
<i>" Madras "</i> . . . . .	30,368	94,743	102,160	72,147	70,253	32,65,854	37,06,627	46,70,897	31,66,362	25,05,480
<i>" Burma "</i> . . . . .	45,349	49,149	49,151	23,740	23,464	14,22,124	17,59,891	20,44,955	12,79,492	10,90,933
<b>TOTAL</b>	418,803	462,737	437,174	370,449	348,125	1,69,27,990	1,82,64,117	2,25,56,802	1,67,07,577	1,34,83,072
<b>Pneumatic motor tubes (III. O)</b>										
United Kingdom . . . . .	No. 174,335	No. 147,213	No. 161,135	No. 106,584	No. 92,646	12,52,155	10,61,377	12,98,091	7,08,385	5,07,117
Ceylon . . . . .	412	820	246	706	665	3,936	7,749	1,685	8,591	5,079
Straits Settlements (including Labuan)	117	849	643	787	431	903	5,753	2,769	6,498	2,151
Canada—										
<i>Via Atlantic Coast</i> . . . . .	88,188	170,770	93,267	53,123	20,960	6,51,842	12,34,774	7,73,045	4,14,075	1,05,871
<i>" Pacific "</i> . . . . .	..	..	..	110	..	..	..	..	504	..
South Australia (including Northern Territory)	..	..	..	408	49	..	..	..	2,444	277
Victoria . . . . .	..	..	..	256	..	..	..	..	1,329	..
New South Wales . . . . .	25	..	..	65	25	288	..	..	432	107
<b>Australian Commonwealth (Total)</b>	25	..	..	729	74	288	..	..	4,205	384
Other British Possessions . . . . .	12	..	68	102	115	91	..	425	534	555
<b>TOTAL BRITISH EMPIRE</b>	263,039	319,652	280,359	162,091	114,891	19,09,215	23,09,053	20,76,615	12,02,792	6,21,187

GENERAL IMPORTS

( 450 )

No. 13—continued

ARTICLES, AND COUNTRIES OF CONSIGNMENT; ALSO SHARE OF EACH PROVINCE	QUANTITY					VALUE				
	1927-28	1928-29	1929-30	1930-31	1931-32	1927-28	1928-29	1929-30	1930-31	1931-32
						R	R	R	R	R
<b>Rubber—continued</b>										
<b>Manufactures—continued</b>										
<b>Pneumatic motor tubes (III. O) —continued</b>	No.	No.	No.	No.	No.					
Germany . . . . .	12,067	13,906	31,106	25,213	17,491	91,239	1,13,649	2,82,111	2,46,171	1,17,534
Belgium . . . . .	430	8	18	3,493	2,072	3,031	68	108	18,794	6,806
France . . . . .	85,795	77,846	55,970	57,111	43,888	5,91,155	5,44,965	4,37,034	4,04,638	2,71,104
Italy . . . . .	1,714	2,377	16,225	4,222	3,561	12,721	18,237	1,05,446	34,418	23,249
Perla . . . . .	200	140	4	1,516	8	1,085	1,057	27	14,541	23
Japan . . . . .	--	43	--	3,429	776	--	627	--	25,634	2,903
Iraq . . . . .	--	--	--	447	--	--	--	--	3,236	--
<b>United States of America—</b>										
<i>Via Atlantic Coast.</i> . . . .	82,491	45,579	65,637	103,457	148,520	6,00,720	3,65,250	5,58,557	8,89,439	9,60,284
<i>" Pacific " . . . . .</i>	--	768	1,841	--	2,374	--	5,657	13,162	29	13,975
Other Foreign Countries . . . .	87	200	42	193	270	503	1,088	547	1,287	1,425
<b>TOTAL FOREIGN COUNTRIES</b>	<b>183,784</b>	<b>140,807</b>	<b>170,893</b>	<b>204,036</b>	<b>223,960</b>	<b>13,00,504</b>	<b>10,51,198</b>	<b>13,97,052</b>	<b>16,37,182</b>	<b>18,97,303</b>
<b>Share of Bengal . . . . .</b>	<b>92,206</b>	<b>103,980</b>	<b>31,091</b>	<b>63,132</b>	<b>63,388</b>	<b>6,59,175</b>	<b>7,29,506</b>	<b>5,79,577</b>	<b>4,60,767</b>	<b>3,45,235</b>
<i>" Bombay . . . . .</i>	<i>166,602</i>	<i>129,973</i>	<i>138,296</i>	<i>125,571</i>	<i>105,143</i>	<i>11,98,029</i>	<i>9,15,894</i>	<i>9,93,436</i>	<i>9,34,795</i>	<i>6,12,584</i>
<i>" Sind . . . . .</i>	<i>67,904</i>	<i>83,956</i>	<i>102,021</i>	<i>90,707</i>	<i>81,252</i>	<i>5,09,785</i>	<i>6,92,366</i>	<i>9,04,436</i>	<i>7,81,275</i>	<i>5,45,906</i>
<i>" Madras . . . . .</i>	<i>73,241</i>	<i>93,908</i>	<i>88,840</i>	<i>61,115</i>	<i>63,250</i>	<i>5,77,488</i>	<i>7,12,912</i>	<i>6,96,444</i>	<i>4,61,657</i>	<i>3,68,884</i>
<i>" Burma . . . . .</i>	<i>41,920</i>	<i>43,897</i>	<i>41,004</i>	<i>25,652</i>	<i>25,324</i>	<i>2,65,242</i>	<i>3,10,173</i>	<i>2,99,724</i>	<i>2,01,490</i>	<i>1,45,831</i>
<b>TOTAL</b>	<b>446,873</b>	<b>460,519</b>	<b>451,252</b>	<b>366,177</b>	<b>393,851</b>	<b>32,09,719</b>	<b>33,60,851</b>	<b>34,73,667</b>	<b>28,30,074</b>	<b>20,18,490</b>
<b>Pneumatic motor cycle covers (III. O)—</b>	No.	No.	No.	No.	No.					
United Kingdom . . . . .	8,444	9,727	10,930	3,133	4,615	1,15,986	85,123	78,491	47,243	61,408
Ceylon . . . . .	7	15	23	85	1	115	341	391	1,226	10
Straits Settlements (including Labuan) . . . . .	--	75	10	6	16	--	1,203	151	92	190
<b>Canada—</b>										
<i>Via Atlantic Coast . . . . .</i>	<i>1,252</i>	<i>802</i>	<i>792</i>	<i>1,162</i>	<i>1,323</i>	<i>17,385</i>	<i>12,251</i>	<i>11,553</i>	<i>17,074</i>	<i>16,466</i>
<i>" Pacific " . . . . .</i>	<i>--</i>	<i>--</i>	<i>--</i>	<i>5</i>	<i>--</i>	<i>--</i>	<i>--</i>	<i>--</i>	<i>74</i>	<i>--</i>
New South Wales . . . . .	--	--	--	59	162	--	--	--	994	2,122
Australian Commonwealth (Total) . . . . .	--	--	4	59	162	--	50	55	994	2,122
Other British Possessions . . . . .	--	2	--	--	--	--	--	--	--	--
<b>TOTAL BRITISH EMPIRE</b>	<b>9,703</b>	<b>10,621</b>	<b>11,704</b>	<b>4,455</b>	<b>6,117</b>	<b>1,33,436</b>	<b>98,908</b>	<b>90,641</b>	<b>66,703</b>	<b>80,196</b>
<b>Germany . . . . .</b>	<b>166</b>	<b>240</b>	<b>341</b>	<b>400</b>	<b>94</b>	<b>2,306</b>	<b>4,439</b>	<b>5,630</b>	<b>6,090</b>	<b>1,224</b>
<b>Belgium . . . . .</b>	<b>120</b>	<b>--</b>	<b>--</b>	<b>86</b>	<b>3</b>	<b>1,606</b>	<b>--</b>	<b>--</b>	<b>1,019</b>	<b>41</b>
<b>France . . . . .</b>	<b>1,574</b>	<b>4,072</b>	<b>3,301</b>	<b>2,931</b>	<b>1,546</b>	<b>19,887</b>	<b>25,484</b>	<b>16,076</b>	<b>19,120</b>	<b>10,190</b>
<b>Italy . . . . .</b>	<b>10</b>	<b>1,182</b>	<b>137</b>	<b>232</b>	<b>433</b>	<b>137</b>	<b>34,433</b>	<b>2,716</b>	<b>3,493</b>	<b>5,757</b>
<b>United States of America—</b>										
<i>Via Atlantic Coast . . . . .</i>	<i>982</i>	<i>121</i>	<i>235</i>	<i>311</i>	<i>658</i>	<i>14,754</i>	<i>2,362</i>	<i>4,369</i>	<i>4,835</i>	<i>8,765</i>
<i>" Pacific " . . . . .</i>	<i>--</i>	<i>--</i>	<i>331</i>	<i>10</i>	<i>--</i>	<i>--</i>	<i>--</i>	<i>10,563</i>	<i>158</i>	<i>--</i>
Other Foreign Countries . . . . .	--	--	--	533	--	--	--	--	789	--
<b>TOTAL FOREIGN COUNTRIES</b>	<b>2,852</b>	<b>5,615</b>	<b>4,495</b>	<b>4,617</b>	<b>2,734</b>	<b>39,190</b>	<b>66,768</b>	<b>39,359</b>	<b>35,437</b>	<b>25,977</b>
<b>Share of Bengal . . . . .</b>	<b>[ 1,398</b>	<b>3,970</b>	<b>9,959</b>	<b>3,135</b>	<b>1,327</b>	<b>19,962</b>	<b>32,599</b>	<b>36,748</b>	<b>13,651</b>	<b>14,014</b>
<i>" Bombay . . . . .</i>	<i>[ 5,310</i>	<i>2,441</i>	<i>2,313</i>	<i>[ 2,353</i>	<i>2,230</i>	<i>68,570</i>	<i>39,073</i>	<i>34,624</i>	<i>34,424</i>	<i>28,470</i>
<i>" Sind . . . . .</i>	<i>[ 2,457</i>	<i>1,388</i>	<i>2,141</i>	<i>1,036</i>	<i>2,278</i>	<i>33,230</i>	<i>31,238</i>	<i>32,010</i>	<i>29,023</i>	<i>29,759</i>
<i>" Madras . . . . .</i>	<i>[ 2,337</i>	<i>3,009</i>	<i>1,206</i>	<i>1,170</i>	<i>2,013</i>	<i>32,529</i>	<i>47,133</i>	<i>16,796</i>	<i>17,142</i>	<i>26,307</i>
<i>" Burma . . . . .</i>	<i>1,025</i>	<i>928</i>	<i>640</i>	<i>423</i>	<i>553</i>	<i>15,335</i>	<i>15,643</i>	<i>9,322</i>	<i>7,050</i>	<i>7,623</i>
<b>TOTAL</b>	<b>12,555</b>	<b>16,236</b>	<b>16,259</b>	<b>9,072</b>	<b>8,901</b>	<b>1,72,626</b>	<b>7,65,738</b>	<b>1,30,000</b>	<b>1,02,190</b>	<b>1,06,17</b>

No. 13—continued

ARTICLES, AND COUNTRIES OF CONSIGNMENT; ALSO SHARE OF EACH PROVINCE	QUANTITY					VALUE				
	1927-28	1928-29	1929-30	1930-31	1931-32	1927-28	1928-29	1929-30	1930-31	1931-32
<b>Rubber—continued</b>						R	R	R	R	R
<b>Manufactures—continued</b>										
<b>Pneumatic motor cycle tubes (III. O)—</b>	No.	No.	No.	No.	No.					
United Kingdom . . . . .	20,891	12,555	7,181	6,156	7,782	44,515	30,329	20,280	18,137	19,287
Canada—										
<i>Vid Atlantic Coast</i> . . . . .	2,695	2,517	1,413	2,420	2,786	11,326	9,490	3,473	8,146	6,143
Other British Possessions . . . . .	2	90	60	187	136	13	228	333	547	420
<b>TOTAL BRITISH EMPIRE</b>	<b>23,088</b>	<b>15,162</b>	<b>8,654</b>	<b>8,748</b>	<b>10,654</b>	<b>55,854</b>	<b>40,047</b>	<b>24,091</b>	<b>26,830</b>	<b>25,850</b>
Germany . . . . .	224	334	308	1,091	380	795	1,090	914	2,072	897
France . . . . .	1,869	6,671	4,352	4,403	1,182	6,484	13,504	6,153	6,332	2,694
Italy . . . . .	10	5	368	541	713	22	70	2,145	1,321	1,720
United States of America—										
<i>Vid Atlantic Coast</i> . . . . .	1,798	135	474	820	1,234	29,008	482	1,883	2,566	3,612
<i>„ Pacific „</i> . . . . .	--	--	10	--	2	--	--	51	--	29
Other Foreign Countries . . . . .	--	--	--	571	36	22	--	--	465	88
<b>TOTAL FOREIGN COUNTRIES</b>	<b>3,901</b>	<b>7,145</b>	<b>5,572</b>	<b>7,486</b>	<b>3,547</b>	<b>37,209</b>	<b>15,146</b>	<b>11,146</b>	<b>12,756</b>	<b>9,240</b>
<i>Share of Bengal</i> . . . . .	1,910	9,164	4,241	5,179	1,459	5,349	15,809	5,709	5,756	4,188
<i>„ Bombay</i> . . . . .	12,154	5,345	3,904	4,367	4,433	35,965	14,142	12,182	14,296	10,050
<i>„ Sind</i> . . . . .	4,689	4,432	3,765	4,073	4,490	12,762	13,165	10,530	11,944	11,043
<i>„ Madras</i> . . . . .	6,163	2,132	1,547	3,039	3,013	17,162	8,525	4,568	5,785	7,761
<i>„ Burma</i> . . . . .	2,073	1,184	769	566	816	31,325	3,552	2,343	1,305	2,053
<b>TOTAL</b>	<b>26,989</b>	<b>22,307</b>	<b>14,226</b>	<b>16,229</b>	<b>14,201</b>	<b>93,063</b>	<b>55,193</b>	<b>35,237</b>	<b>39,586</b>	<b>35,090</b>
<b>Pneumatic cycle covers (III. O)—</b>	No.	No.	No.	No.	No.					
United Kingdom . . . . .	349,910	417,700	844,232	629,504	956,274	7,18,457	7,90,650	14,21,461	10,40,243	14,56,607
Other British Possessions . . . . .	108	391	59	224	113	205	443	63	290	239
<b>TOTAL BRITISH EMPIRE</b>	<b>350,018</b>	<b>418,091</b>	<b>844,291</b>	<b>629,728</b>	<b>956,387</b>	<b>7,18,662</b>	<b>7,97,093</b>	<b>14,21,524</b>	<b>10,40,533</b>	<b>14,56,846</b>
Germany . . . . .	8,020	38,178	119,582	101,599	240,467	13,777	62,655	1,77,840	1,47,484	3,38,453
Netherlands . . . . .	200	1,622	3,089	13,774	9,643	302	2,589	11,314	16,523	11,036
Belgium . . . . .	1,807	280	100	--	3	2,564	411	125	--	4
France . . . . .	243,726	232,210	202,702	182,656	172,347	42,968	4,82,743	3,21,584	3,40,254	2,86,461
Italy . . . . .	31,586	96,072	88,737	132,065	231,063	53,275	2,52,903	69,948	2,15,803	3,57,755
Austria . . . . .	--	--	--	15,000	500	--	--	--	23,207	691
Japan . . . . .	--	--	1	14,914	20,417	--	--	7	21,801	22,693
United States of America—										
<i>Vid Atlantic Coast</i> . . . . .	1	2	172	--	176	5	6	3,162	--	3,510
Other Foreign Countries . . . . .	1	26	--	2	9	4	37	--	3	23
<b>TOTAL FOREIGN COUNTRIES</b>	<b>290,347</b>	<b>368,390</b>	<b>360,333</b>	<b>460,010</b>	<b>677,625</b>	<b>5,17,955</b>	<b>8,01,349</b>	<b>5,83,980</b>	<b>7,71,140</b>	<b>10,16,531</b>
<i>Share of Bengal</i> . . . . .	191,917	227,313	396,706	314,276	390,135	3,35,323	4,22,063	6,31,101	5,31,365	5,95,615
<i>„ Bombay</i> . . . . .	222,456	235,220	379,361	469,316	696,668	4,15,885	6,27,035	6,40,305	7,71,033	10,61,432
<i>„ Sind</i> . . . . .	79,327	105,721	175,023	120,113	255,589	1,43,595	2,10,350	2,76,033	1,60,113	3,70,123
<i>„ Madras</i> . . . . .	103,457	135,076	211,182	143,510	230,214	1,93,119	2,63,270	3,45,676	2,30,820	3,27,597
<i>„ Burma</i> . . . . .	37,703	33,151	50,402	42,023	60,356	93,695	75,729	1,11,784	97,517	1,13,695
<b>TOTAL</b>	<b>640,365</b>	<b>786,481</b>	<b>1,218,674</b>	<b>1,089,738</b>	<b>1,634,012</b>	<b>12,36,617</b>	<b>15,98,447</b>	<b>20,05,504</b>	<b>18,11,673</b>	<b>24,73,467</b>

GENERAL IMPORTS

( 452 )

No. 13—continued

ARTICLES, AND COUNTRIES OF CONSIGNMENT; ALSO SHARE OF EACH PROVINCE	QUANTITY					VALUE				
	1927-28	1928-29	1929-30	1930-31	1931-32	1927-28	1928-29	1929-30	1930-31	1931-32
						R	R	R	R	R
<i>Rubber—continued</i>										
<i>Manufactures—continued</i>										
Pneumatic cycle tubes (III. O)—	No.	No.	No.	No.	No.					
United Kingdom . . . . .	419,333	519,944	775,894	537,109	877,700	5,36,709	6,54,954	8,49,214	5,40,430	7,76,331
Straits Settlements (including Labuan) . . . . .	4,488	7,630	5,298	42,577	18,855	3,460	4,670	3,086	28,561	9,22
<b>TOTAL BRITISH EMPIRE</b>	<b>423,821</b>	<b>527,574</b>	<b>781,190</b>	<b>579,686</b>	<b>896,555</b>	<b>5,40,169</b>	<b>6,59,624</b>	<b>8,52,300</b>	<b>5,69,020</b>	<b>7,85,55</b>
Germany . . . . .	63,894	161,980	268,367	321,366	214,515	67,355	1,52,046	2,33,585	2,75,483	1,52,551
Netherlands . . . . .	2,425	10,301	72,941	81,024	43,148	1,712	6,059	41,143	43,605	23,20
Belgium . . . . .	11,092	19,188	..	..	..	8,850	15,105	..	..	..
France . . . . .	325,557	422,687	301,502	243,975	236,722	3,42,082	4,60,669	2,30,006	2,47,877	2,06,94
Italy . . . . .	9,590	1,557	300	24,175	21,019	11,205	2,515	352	35,300	13,40
Austria . . . . .	..	..	..	..	11,000	..	..	..	..	5,20
Japan . . . . .	..	2,216	12,506	57,211	307,579	..	2,040	9,121	28,722	1,36,12
Other Foreign Countries . . . . .	..	300	..	..	196	..	180	..	..	893
<b>TOTAL FOREIGN COUNTRIES</b>	<b>412,558</b>	<b>618,229</b>	<b>655,616</b>	<b>727,751</b>	<b>834,179</b>	<b>4,31,240</b>	<b>6,38,704</b>	<b>5,23,807</b>	<b>6,31,077</b>	<b>5,38,319</b>
Share of Bengal . . . . .	251,600	371,967	433,104	363,651	424,623	2,37,506	3,94,700	3,57,718	3,14,668	3,07,786
„ Bombay . . . . .	311,317	436,871	508,592	509,936	774,310	3,74,948	5,05,877	5,29,148	5,02,012	5,99,863
„ Sind . . . . .	107,716	166,260	230,545	235,557	263,198	1,24,636	1,98,120	2,25,001	1,96,930	2,02,834
„ Madras . . . . .	130,993	127,827	206,335	143,064	217,422	1,47,633	1,54,963	2,17,183	1,33,070	1,77,244
„ Burma . . . . .	34,753	43,873	58,230	150,229	50,681	36,686	44,663	47,057	43,419	36,096
<b>TOTAL</b>	<b>836,379</b>	<b>1,146,803</b>	<b>1,436,806</b>	<b>1,307,437</b>	<b>1,730,734</b>	<b>9,71,409</b>	<b>12,08,328</b>	<b>18,76,107</b>	<b>11,95,097</b>	<b>13,23,873</b>
<i>Solid rubber tyres for motor vehicles (III. O)—</i>	No.	No.	No.	No.	No.					
United Kingdom . . . . .	5,486	4,292	2,415	2,255	1,800	6,61,550	4,31,325	2,53,394	2,24,505	1,69,372
Ceylon . . . . .	133	16	9	44	81	11,493	2,594	367	3,152	8,677
Straits Settlements (including Labuan) . . . . .	11	..	57	41	44	1,758	..	5,794	2,532	6,317
Canada—										
Via Atlantic Coast . . . . .	1,099	587	209	..	2	1,54,297	97,818	25,605	..	142
New South Wales . . . . .	19	..	..	12	..	2,402	..	..	1,342	..
Australian Commonwealth (Total) . . . . .	19	..	..	12	..	2,402	..	..	1,342	..
Other British Possessions . . . . .	1	..	..	2	7	50	..	..	286	644
<b>TOTAL BRITISH EMPIRE</b>	<b>6,740</b>	<b>4,895</b>	<b>2,681</b>	<b>2,354</b>	<b>1,934</b>	<b>8,31,550</b>	<b>5,31,737</b>	<b>2,85,660</b>	<b>2,31,317</b>	<b>1,85,152</b>
Germany . . . . .	1,262	994	1,151	521	646	1,74,561	1,45,070	1,79,067	63,896	85,51
Netherlands . . . . .	10	..	..	..	..	1,967	..	..	..	..
France . . . . .	150	..	..	..	..	6,806	..	..	..	..
Italy . . . . .	144	93	110	25	20	18,813	9,844	9,166	2,187	1,62
Siam . . . . .	..	..	20	..	..	..	..	1,360	..	..
Java . . . . .	..	..	..	3	16	..	..	1,201	325	2,021
China, (excluding Coo) . . . . .	32	57	..	6	17	2,186	4,837	..	730	1,591
United States of America—										
Via Atlantic Coast . . . . .	3,439	2,032	2,007	1,569	838	4,34,617	2,63,368	2,88,531	1,64,699	98,273
Other Foreign Countries . . . . .	..	..	..	..	17	..	360	..	..	1,852
<b>TOTAL FOREIGN COUNTRIES</b>	<b>5,037</b>	<b>3,178</b>	<b>3,299</b>	<b>2,124</b>	<b>1,554</b>	<b>6,38,750</b>	<b>4,22,999</b>	<b>4,79,325</b>	<b>2,32,337</b>	<b>1,90,873</b>
Share of Bengal . . . . .	3,927	3,155	1,902	1,053	1,154	4,59,649	3,38,086	2,27,505	1,22,459	1,15,851
„ Bombay . . . . .	4,297	3,483	2,719	1,244	1,341	6,53,130	3,79,552	3,95,651	1,59,671	1,74,177
„ Sind . . . . .	1,570	1,368	383	313	612	1,77,675	1,40,546	52,534	92,760	59,551
„ Madras . . . . .	564	263	423	389	176	59,381	32,622	45,767	61,756	14,106
„ Burma . . . . .	1,426	904	553	479	205	1,15,565	63,930	43,528	27,508	12,330
<b>TOTAL</b>	<b>11,786</b>	<b>8,073</b>	<b>5,980</b>	<b>4,478</b>	<b>3,488</b>	<b>14,70,800</b>	<b>10,04,736</b>	<b>7,64,935</b>	<b>4,64,154</b>	<b>3,76,025</b>

No. 13—continued

ARTICLES, AND COUNTRIES OF CONSIGNMENT: ALSO SHARE OF EACH PROVINCE	QUANTITY					VALUE				
	1927-28	1928-29	1929-30	1930-31	1931-32	1927-28	1928-29	1929-30	1930-31	1931-32
						R	R	R	R	R
Rubber—continued										
Manufactures—continued										
Other manufactures (except apparel and boots and shoes) (III. O)—										
United Kingdom . . . . .	—	—	—	—	—	14,78,775	13,26,533	12,02,414	10,17,087	8,65,524
Ceylon . . . . .	—	—	—	—	—	5,054	43,522	4,292	2,704	5,388
Straits Settlements (includ- ing Labuan) . . . . .	—	—	—	—	—	1,32,917	1,39,048	1,16,926	65,176	79,435
Canada—										
<i>Vid</i> Atlantic Coast . . . . .	—	—	—	—	—	07,787	93,394	48,911	29,578	15,435
Other British Possessions . . . . .	—	—	—	—	—	814	94	811	180	65
<b>TOTAL BRITISH EMPIRE</b>	—	—	—	—	—	16,80,947	16,03,461	14,68,353	11,12,275	9,65,842
Denmark . . . . .	—	—	—	—	—	744	510	—	661	6,271
Germany . . . . .	—	—	—	—	—	5,10,800	4,59,115	5,76,938	4,94,744	4,58,971
Netherlands . . . . .	—	—	—	—	—	4,678	3,004	8,311	1,860	71
Belgium . . . . .	—	—	—	—	—	27,307	21,147	18,175	18,223	5,927
France . . . . .	—	—	—	—	—	16,085	4,781	11,142	21,779	19,726
Italy . . . . .	—	—	—	—	—	57,213	22,554	31,444	12,855	27,200
Austria . . . . .	—	—	—	—	—	33,790	12,311	9,826	31,223	40,707
Hungary . . . . .	—	—	—	—	—	—	—	—	300	11,105
Czechoslovakia . . . . .	—	—	—	—	—	303	387	1,901	1,680	2,504
Sumatra . . . . .	—	—	—	—	—	—	2,885	—	—	—
China (exclusive of Hong- kong and Macão) . . . . .	—	—	—	—	—	652	4,724	—	55	25
Japan . . . . .	—	—	—	—	—	85,825	1,07,612	67,953	1,01,894	98,242
United States of America—										
<i>Vid</i> Atlantic Coast . . . . .	—	—	—	—	—	5,70,787	5,91,160	4,68,507	6,29,661	6,48,475
" Pacific " . . . . .	—	—	—	—	—	9,504	5,099	13,542	4,644	648
Other Foreign Countries . . . . .	—	—	—	—	—	371	107	123	1,742	1,477
<b>TOTAL FOREIGN COUNTRIES</b>	—	—	—	—	—	18,17,625	12,35,396	12,07,862	18,20,811	13,16,349
Share of Bengal . . . . .	—	—	—	—	—	11,49,650	10,70,313	10,69,396	8,84,056	7,99,311
" Bombay . . . . .	—	—	—	—	—	11,78,266	9,48,401	8,63,767	7,63,930	7,75,607
" Sind . . . . .	—	—	—	—	—	2,30,375	3,41,882	2,79,047	3,19,212	3,48,186
" Madras . . . . .	—	—	—	—	—	1,43,846	1,40,757	1,68,456	1,82,947	1,34,537
" Burma . . . . .	—	—	—	—	—	3,95,935	3,37,534	3,00,549	2,33,547	2,24,551
<b>TOTAL</b>	—	—	—	—	—	29,98,572	28,38,857	26,71,215	24,33,086	22,82,191

GENERAL IMPORTS

( 454 )

No. 13—continued

ARTICLES, AND COUNTRIES OF CONSIGNMENT; ALSO SHARE OF EACH PROVINCE	QUANTITY					VALUE				
	1927-28	1928-29	1929-30	1930-31	1931-32	1927-28	1928-29	1929-30	1930-31	1931-32
	R	R	R	R	R	R	R	R	R	R
Rubber—concluded Manufactures—concluded										
Total value of Rubber manu- factures—						95,59,086	89,79,893	1,11,44,921	73,59,725	69,34,1
United Kingdom . . . . .	—	—	—	—	—	1,141	..	894	75	1,1
Aden and Dependencies . . . . .	—	—	—	—	—	53,765	99,529	19,460	33,009	68,0
Ceylon . . . . .	—	—	—	—	—	1,53,692	2,42,937	2,06,443	1,93,761	1,28,7
Straits Settlements (includ- ing Labuan) . . . . .	—	—	—	—	—	247	..	10,911	..	22,5
Federated Malay States . . . . .	—	—	—	—	—	..	..	..	1,446	..
Cape of Good Hope . . . . .	—	—	—	—	—	30	141	261	4,288	
Natal . . . . .	—	—	—	—	—	1,194	100	..	5	
Kenya Colony . . . . .	—	—	—	—	—	..	..	..	..	
Canada— Via Atlantic Coast . . . . .	—	—	—	—	—	45,16,357	71,93,771	61,80,321	24,93,366	3,99,1
„ Pacific „ . . . . .	—	—	—	—	—	..	..	..	3,384	3
South Australia (including Northern Territory) . . . . .	—	—	—	—	—	..	..	..	2,444	13,9
Victoria . . . . .	—	—	—	—	—	..	..	..	4,194	
New South Wales . . . . .	—	—	—	—	—	2,690	..	3,625	13,723	3,90
Queensland . . . . .	—	—	—	—	—	..	..	..	1,638	..
Australian Commonwealth (Total) . . . . .	—	—	—	—	—	2,690	..	3,625	26,999	17,90
New Zealand (including Nauru and Br. Samoa) . . . . .	—	—	—	—	—	..	..	..	4,025	1,22
Other British Possessions . . . . .	—	—	—	—	—	82	33	..	4	9
TOTAL BRITISH EMPIRE	—	—	—	—	—	1,42,88,234	1,64,55,904	1,76,67,336	1,01,20,587	80,73,575
Sweden . . . . .	—	—	—	—	—	171	163	26	1,028	..
Norway . . . . .	—	—	—	—	—	535	..	..	1,394	..
Denmark . . . . .	—	—	—	—	—	744	510	..	661	6,271
Germany . . . . .	—	—	—	—	—	13,10,439	16,48,362	33,89,332	29,47,392	19,39,278
Netherlands . . . . .	—	—	—	—	—	8,749	11,652	60,768	63,119	35,211
Belgium . . . . .	—	—	—	—	—	72,744	33,292	40,217	1,37,374	49,057
France . . . . .	—	—	—	—	—	37,04,054	32,93,525	21,74,021	16,92,404	15,51,636
Spain . . . . .	—	—	—	—	—	..	..	1,534	347	4,461
Italy . . . . .	—	—	—	—	—	10,52,529	20,40,572	23,62,134	16,47,440	16,76,742
Austria . . . . .	—	—	—	—	—	33,790	12,311	9,326	56,565	47,429
Hungary . . . . .	—	—	—	—	—	..	10	..	300	11,105
Czechoslovakia . . . . .	—	—	—	—	—	308	337	1,901	1,630	2,504
Turkey, European . . . . .	—	—	—	—	—	..	..	..	13,604	..
Native States in Arabia other than Muskat Territo- ry and Trucial Oman . . . . .	—	—	—	—	—	3,570	..	..	..	..
Iraq . . . . .	—	—	—	—	—	503	1,635	3,459	15,647	..
Persia . . . . .	—	—	—	—	—	3,106	3,564	1,813	60,790	30,916
Sumatra . . . . .	—	—	—	—	—	..	2,385	..	..	5
Java . . . . .	—	—	—	—	—	5	10,974	3,645	40,485	15,069
Siam . . . . .	—	—	—	—	—	4	2,502	39,928	12,339	1,065
Indo-China (including Cochin China, Cambodia, Annam, Tonkin and French leased territories in China) . . . . .	—	—	—	—	—	..	2,569	..	..	29
Philippine Islands and Guam . . . . .	—	—	—	—	—	..	..	3,662	..	2,230
China (exclusive of Hong- kong and Macao) . . . . .	—	—	—	—	—	7,044	10,346	1,227	6,493	7,109
Japan . . . . .	—	—	—	—	—	35,326	1,12,433	31,413	2,19,224	3,03,531
Egypt . . . . .	—	—	—	—	—	..	..	32	2,043	134
United States of America— Via Atlantic Coast . . . . .	—	—	—	—	—	64,94,269	43,97,223	71,76,197	35,74,093	32,76,570
„ Pacific „ . . . . .	—	—	—	—	—	13,672	39,396	94,491	10,532	62,236
Other Foreign Countries . . . . .	—	—	—	—	—	30	25	..	1,736	2,113
TOTAL FOREIGN COUNTRIES	—	—	—	—	—	1,27,92,032	1,21,30,391	1,54,46,131	1,55,62,750	1,40,24,306
Share of Bengal . . . . .	—	—	—	—	—	66,79,347	70,00,243	64,47,423	49,65,391	42,55,639
„ Bombay . . . . .	—	—	—	—	—	1,00,16,757	34,76,055	36,47,093	36,51,949	63,96,139
„ Sind . . . . .	—	—	—	—	—	36,70,273	54,32,019	73,93,532	53,57,520	53,36,560
„ Madras . . . . .	—	—	—	—	—	44,37,012	50,66,364	61,65,737	42,66,039	35,31,926
„ Burma . . . . .	—	—	—	—	—	22,76,407	26,11,115	22,59,677	19,42,933	15,43,117
TOTAL	—	—	—	—	—	2,70,80,296	2,85,86,295	3,30,13,517	2,56,83,337	2,20,98,331
Total value of Rubber Raw and Manufactures	—	—	—	—	—	2,71,66,601	2,86,13,179	3,32,67,275	2,56,23,363	2,22,27,003

No. 13—continued

ARTICLES, AND COUNTRIES OF CONSIGNMENT; ALSO SHARE OF EACH PROVINCE	QUANTITY					VALUE				
	1927-28	1928-29	1929-30	1930-31	1931-32	1927-28	1928-29	1929-30	1930-31	1931-32
	Tons	Tons	Tons	Tons	Tons	₹	₹	₹	₹	₹
<b>Salt (III)—</b>										
United Kingdom . . . . .	81,225	69,002	83,094	41,597	25,553	26,92,897	19,53,432	19,49,321	8,86,174	5,66,419
Gibraltar . . . . .	..	..	..	2,286	..	..	..	..	49,123	..
Aden and Dependencies . . . . .	180,275	204,330	231,710	138,456	313,634	53,20,628	47,24,073	44,13,313	27,95,994	48,75,576
Straits Settlements (including Labuan) . . . . .	16	8	15	14	3	1,310	861	1,324	1,051	246
Kenya Colony . . . . .	..	25	..	..	..	..	1,235	3	19	3
Other British Possessions . . . . .	3	2	7	4	1	453	335	731	627	246
<b>TOTAL BRITISH EMPIRE</b>	<b>261,519</b>	<b>273,367</b>	<b>314,326</b>	<b>232,307</b>	<b>339,191</b>	<b>80,15,288</b>	<b>66,79,936</b>	<b>63,64,707</b>	<b>37,32,938</b>	<b>54,42,405</b>
<b>Germany . . . . .</b>	<b>56,657</b>	<b>64,069</b>	<b>62,004</b>	<b>97,014</b>	<b>25,609</b>	<b>16,87,305</b>	<b>16,73,104</b>	<b>14,29,629</b>	<b>20,24,893</b>	<b>4,81,707</b>
<b>France . . . . .</b>	<b>958</b>	<b>..</b>	<b>..</b>	<b>..</b>	<b>..</b>	<b>28,300</b>	<b>3</b>	<b>..</b>	<b>25</b>	<b>..</b>
<b>Spain . . . . .</b>	<b>83,552</b>	<b>58,914</b>	<b>69,368</b>	<b>66,916</b>	<b>3,731</b>	<b>23,56,227</b>	<b>13,95,963</b>	<b>14,13,543</b>	<b>10,45,095</b>	<b>67,339</b>
<b>Roumania . . . . .</b>	<b>..</b>	<b>12,430</b>	<b>7,376</b>	<b>..</b>	<b>..</b>	<b>..</b>	<b>2,62,835</b>	<b>1,50,391</b>	<b>..</b>	<b>..</b>
<b>Java . . . . .</b>	<b>..</b>	<b>..</b>	<b>..</b>	<b>2,955</b>	<b>..</b>	<b>..</b>	<b>11</b>	<b>59</b>	<b>44,327</b>	<b>23</b>
<b>Egypt . . . . .</b>	<b>123,212</b>	<b>114,137</b>	<b>104,379</b>	<b>134,531</b>	<b>15,305</b>	<b>34,73,650</b>	<b>26,75,247</b>	<b>20,64,875</b>	<b>21,93,051</b>	<b>2,23,090</b>
<b>Tripoli . . . . .</b>	<b>..</b>	<b>24,931</b>	<b>..</b>	<b>..</b>	<b>..</b>	<b>..</b>	<b>5,42,673</b>	<b>..</b>	<b>..</b>	<b>..</b>
<b>Portuguese East Africa . . . . .</b>	<b>6,900</b>	<b>..</b>	<b>..</b>	<b>2,177</b>	<b>..</b>	<b>1,97,236</b>	<b>..</b>	<b>..</b>	<b>43,165</b>	<b>..</b>
<b>Italian East Africa (Somal-land and Eritrea) . . . . .</b>	<b>56,223</b>	<b>51,930</b>	<b>63,465</b>	<b>154,139</b>	<b>67,196</b>	<b>15,17,068</b>	<b>11,64,993</b>	<b>13,17,386</b>	<b>22,17,506</b>	<b>9,73,302</b>
<b>French Somaliland . . . . .</b>	<b>7,213</b>	<b>14,775</b>	<b>15,622</b>	<b>13,600</b>	<b>..</b>	<b>2,06,324</b>	<b>2,35,534</b>	<b>2,95,642</b>	<b>1,39,243</b>	<b>..</b>
<b>United States of America—   Via Atlantic coast . . . . .</b>	<b>4</b>	<b>..</b>	<b>..</b>	<b>..</b>	<b>1</b>	<b>696</b>	<b>154</b>	<b>355</b>	<b>136</b>	<b>222</b>
<b>  " Pacific " . . . . .</b>	<b>1</b>	<b>..</b>	<b>..</b>	<b>..</b>	<b>..</b>	<b>934</b>	<b>347</b>	<b>1,236</b>	<b>932</b>	<b>345</b>
<b>Other Foreign Countries . . . . .</b>	<b>6</b>	<b>4</b>	<b>6</b>	<b>4</b>	<b>1</b>	<b>706</b>	<b>823</b>	<b>1,106</b>	<b>673</b>	<b>237</b>
<b>TOTAL FOREIGN COUNTRIES</b>	<b>334,731</b>	<b>341,340</b>	<b>329,020</b>	<b>471,336</b>	<b>111,893</b>	<b>94,68,996</b>	<b>80,02,192</b>	<b>66,73,922</b>	<b>77,64,106</b>	<b>17,56,374</b>
<b>Share of Bengal . . . . .</b>	<b>496,739</b>	<b>533,434</b>	<b>549,327</b>	<b>614,635</b>	<b>401,663</b>	<b>1,47,50,302</b>	<b>1,25,30,419</b>	<b>1,05,73,551</b>	<b>93,13,113</b>	<b>62,00,403</b>
<b>  " Bombay . . . . .</b>	<b>250</b>	<b>252</b>	<b>223</b>	<b>231</b>	<b>139</b>	<b>37,594</b>	<b>39,094</b>	<b>35,159</b>	<b>35,123</b>	<b>23,211</b>
<b>  " Sind . . . . .</b>	<b>32</b>	<b>69</b>	<b>90</b>	<b>37</b>	<b>73</b>	<b>19,332</b>	<b>12,621</b>	<b>20,113</b>	<b>15,499</b>	<b>17,231</b>
<b>  " Madras . . . . .</b>	<b>61</b>	<b>106</b>	<b>105</b>	<b>104</b>	<b>110</b>	<b>3,472</b>	<b>21,700</b>	<b>21,703</b>	<b>21,932</b>	<b>22,497</b>
<b>  " Burma . . . . .</b>	<b>99,063</b>	<b>30,346</b>	<b>94,096</b>	<b>33,536</b>	<b>49,044</b>	<b>26,63,034</b>	<b>20,23,294</b>	<b>23,33,099</b>	<b>21,06,417</b>	<b>9,30,472</b>
<b>TOTAL</b>	<b>596,250</b>	<b>614,707</b>	<b>643,346</b>	<b>703,643</b>	<b>451,034</b>	<b>1,74,34,234</b>	<b>1,46,32,123</b>	<b>1,30,36,629</b>	<b>1,14,97,034</b>	<b>71,96,369</b>
<b>Seeds—</b>										
<b>  Oil seeds—</b>										
<b>Essential (II. K)—</b>	<b>Tons</b>	<b>Tons</b>	<b>Tons</b>	<b>Tons</b>	<b>Tons</b>					
United Kingdom . . . . .	47	11	22	..	5	29,062	7,753	7,763	139	2,307
Ceylon . . . . .	1,192	2,231	493	53	165	4,65,101	5,45,537	2,03,930	9,323	34,400
Straits Settlements (including Labuan) . . . . .	..	5	22	..	..	417	3,167	3,199	171	30
Other British Possessions . . . . .	..	..	..	..	..	..	133	560	5	..
<b>TOTAL BRITISH EMPIRE</b>	<b>1,239</b>	<b>2,237</b>	<b>537</b>	<b>53</b>	<b>170</b>	<b>4,94,580</b>	<b>5,56,650</b>	<b>2,20,511</b>	<b>10,193</b>	<b>36,737</b>

No. 13—continued

ARTICLES, AND COUNTRIES OF CONSIGNMENT; ALSO BEARE OF EACH PROVINCE	QUANTITY					VALUE				
	1927-28	1928-29	1929-30	1930-31	1931-32	1927-28	1928-29	1929-30	1930-31	1931-32
<i>Seeds—continued</i>						R	R	R	R	R
<i>Oil seeds—continued</i>										
<i>Essential (H. K.)—continued</i>	Tons	Tons	Tons	Tons	Tons					
<i>Russia—</i>										
Northern Russia . . . . .	..	..	5	37	..	..	..	3,102	20,950	..
Southern Russia . . . . .	..	..	..	..	15	..	..	..	..	2,160
Germany . . . . .	72	105	57	41	16	15,745	31,444	20,564	14,712	4,225
Netherlands . . . . .	49	218	224	165	116	25,070	79,739	89,136	65,635	40,842
Belgium . . . . .	17	17	..	..	5	3,795	6,326	..	..	1,750
France . . . . .	857	1,145	1,022	15	302	4,00,894	4,59,974	6,06,039	7,621	66,492
Italy . . . . .	5	8	..	..	..	2,756	4,810	..	..	..
Syria . . . . .	..	..	4	..	..	..	..	2,927	..	..
Muskat Territory and Trucial Oman . . . . .	..	..	4	..	..	70	..	2,316	108	80
Iraq . . . . .	2	3	4	..	9	2,850	6,423	10,023	44	3,648
Persia . . . . .	56	27	24	67	115	23,798	34,425	17,184	36,307	70,679
China (exclusive of Hong- kong and Macao) . . . . .	5	7	14	4	4	3,175	4,151	15,500	3,090	2,253
Japan . . . . .	3	1	..	..	..	2,057	358	..	..	..
Portuguese East Africa . . . . .	1	2	2	..	..	751	1,224	775	..	..
Morocco . . . . .	..	..	105	..	..	..	..	70,968	..	..
United States of America—										
Y'd Atlantic Coast . . . . .	..	..	..	..	10	..	..	..	..	2,431
Other Foreign Countries . . . . .	..	1	..	2	1	1	600	5	810	462
<b>TOTAL FOREIGN COUNTRIES</b>	<b>1,067</b>	<b>1,534</b>	<b>1,465</b>	<b>331</b>	<b>593</b>	<b>4,85,462</b>	<b>6,29,474</b>	<b>8,38,554</b>	<b>1,49,272</b>	<b>1,95,022</b>
<i>Share of Bengal . . . . .</i>	30	1	531	..	..	15,484	600	3,75,547	471	34
" <i>Bombay . . . . .</i>	825	347	374	325	433	4,31,326	4,01,276	4,41,460	1,44,021	1,71,869
" <i>Sind . . . . .</i>	..	10	..	2	5	791	4,485	161	2,288	2,972
" <i>Madras . . . . .</i>	1,311	2,973	539	57	275	5,13,429	7,79,763	2,41,314	12,532	56,854
" <i>Burma . . . . .</i>	40	..	8	..	..	19,112	..	533	153	30
<b>TOTAL</b>	<b>2,306</b>	<b>3,831</b>	<b>2,002</b>	<b>384</b>	<b>763</b>	<b>9,80,042</b>	<b>11,86,124</b>	<b>10,59,065</b>	<b>1,59,465</b>	<b>2,31,809</b>
<i>Non-Essential—</i>										
<i>Copra or coconut kernel (H. K.)—</i>	Tons	[Tons]	[Tons]	[Tons]	[Tons]					
Aden and Dependences . . . . .	..	..	12	..	88	415	..	[4,798	..	[12,390
Maldives . . . . .	..	8	..	10	60	68	[2,837	18	[2,320	[10,739
Ceylon . . . . .	1,282	579	119	58	1,248	4,87,918	[2,04,536	[49,118	22,128	2,20,799
Straits Settlements (includ- ing Labuan) . . . . .	..	..	2	..	..	..	..	[1,204	..	..
Zanzibar and Pemba . . . . .	3	5	..	..	57	1,400	[2,360	..]	..	8,104
Kenya Colony . . . . .	..	..	..	..	15	2	..	25	..	[5,000
Seychelles . . . . .	102	968	19	429	751	37,246	3,19,361	7,480	1,39,080	2,17,631
Other British Possessions . . . . .	..	..	..	..	3	27	..	..	..	250
<b>TOTAL BRITISH EMPIRE</b>	<b>1,387</b>	<b>1,560</b>	<b>152</b>	<b>497</b>	<b>2,222</b>	<b>5,27,076</b>	<b>5,20,144</b>	<b>62,643</b>	<b>1,64,078</b>	<b>4,74,963</b>
Java . . . . .	50	..	..	..	..	17,600	89	..	..	..
Other Foreign Countries . . . . .	..	..	..	1	..	..	28	..	356	..
<b>TOTAL FOREIGN COUNTRIES</b>	<b>50</b>	<b>..</b>	<b>..</b>	<b>1</b>	<b>..</b>	<b>17,600</b>	<b>117</b>	<b>..</b>	<b>356</b>	<b>..</b>



## No. 13 - continued

ARTICLES, AND COUNTRIES OF CONSIGNMENT; ALSO SHARE OF EACH PROVINCE	QUANTITY					VALUE				
	1927-28	1928-29	1929-30	1930-31	1931-32	1927-28	1928-29	1929-30	1930-31	1931-32
						₹	₹	₹	₹	₹
<i>Seeds—continued</i>										
<i>Oil seeds—continued</i>										
<i>Non-essential—continued</i>										
Copra or coconut kernel (II. K)— <i>continued</i>	Tons	Tons	Tons	Tons	Tons					
Share of Bengal . . . . .	6	4	110	48	14	2,274	1,627	46,465	19,475	3,773
" Bombay . . . . .	1,423	1,511	40	436	767	5,38,959	5,09,167	15,587	1,41,986	2,23,026
" Sind . . . . .	..	..	1	..	1,324	..	39	418	..	2,20,366
" Madras . . . . .	8	45	1	14	117	2,843	18,378	173	2,973	27,798
<b>TOTAL</b> . . . . .	<b>1,437</b>	<b>1,560</b>	<b>152</b>	<b>498</b>	<b>2,222</b>	<b>5,44,676</b>	<b>5,29,261</b>	<b>62,643</b>	<b>1,64,454</b>	<b>4,74,963</b>
<i>Groundnuts (II. K)—</i>										
Straits Settlements (including Labuan) . . . . .	57	51	131	30	29	16,600	14,028	34,101	8,626	6,623
Other British Possessions . . . . .	3	..	1	..	1	412	..	313	..	341
<b>TOTAL BRITISH EMPIRE</b> . . . . .	<b>60</b>	<b>51</b>	<b>132</b>	<b>30</b>	<b>30</b>	<b>17,021</b>	<b>14,028</b>	<b>34,314</b>	<b>8,626</b>	<b>6,964</b>
Java . . . . .	..	..	..	..	36	..	..	..	..	6,786
Portuguese East Africa . . . . .	..	10	..	..	..	..	2,499	..	..	2
Other Foreign Countries . . . . .	..	..	..	..	..	30	..	12	24	13
<b>TOTAL FOREIGN COUNTRIES</b> . . . . .	<b>..</b>	<b>10</b>	<b>..</b>	<b>..</b>	<b>36</b>	<b>30</b>	<b>2,499</b>	<b>12</b>	<b>24</b>	<b>6,801</b>
Share of Bengal . . . . .	..	..	119	..	..	..	..	29,039	..	..
" Bombay . . . . .	7	..	..	..	36	215	..	..	..	6,788
" Sind . . . . .	..	10	..	..	..	..	2,499	..	..	..
" Madras . . . . .	4	..	1	..	..	752	..	213	..	..
" Burma . . . . .	55	51	12	30	30	16,084	14,028	5,074	8,650	6,977
<b>TOTAL</b> . . . . .	<b>60</b>	<b>61</b>	<b>132</b>	<b>30</b>	<b>66</b>	<b>17,051</b>	<b>16,527</b>	<b>34,326</b>	<b>8,650</b>	<b>13,765</b>
<i>Linseed (II. K)—</i>										
<b>TOTAL BRITISH EMPIRE</b> . . . . .	<b>..</b>	<b>..</b>	<b>..</b>	<b>..</b>	<b>..</b>	<b>15</b>	<b>23</b>	<b>82</b>	<b>10</b>	<b>..</b>
Iraq . . . . .	..	4	4	..	..	..	467	716	..	..
Persia . . . . .	13	93	120	21	43	1,912	18,855	21,910	2,861	3,555
<b>TOTAL FOREIGN COUNTRIES</b> . . . . .	<b>13</b>	<b>97</b>	<b>124</b>	<b>21</b>	<b>43</b>	<b>1,912</b>	<b>18,855</b>	<b>21,910</b>	<b>2,861</b>	<b>3,555</b>
Share of Bombay . . . . .	13	97	124	21	43	1,927	13,855	21,910	2,836	3,555
" Sind . . . . .	..	..	..	..	..	..	..	..	36	..
" Madras . . . . .	..	..	..	..	..	..	23	..	..	..
" Burma . . . . .	..	..	..	..	..	..	..	82	..	..
<b>TOTAL</b> . . . . .	<b>13</b>	<b>97</b>	<b>124</b>	<b>21</b>	<b>43</b>	<b>1,927</b>	<b>13,878</b>	<b>21,992</b>	<b>2,871</b>	<b>3,555</b>

GENERAL IMPORTS

( 458 )

No. 13—continued

ARTICLES, AND COUNTRIES OF CONSIGNMENT; ALSO SHARE OF EACH PROVINCE	QUANTITY					VALUE				
	1927-28	1928-29	1929-30	1930-31	1931-32	1927-28	1928-29	1929-30	1930-31	1931-32
	Tons	Tons	Tons	Tons	Tons	R	R	R	R	R
<i>Seeds—continued</i>										
<i>Oil seeds—continued</i>										
<i>Non-essential—continued</i>										
Sesamum (oil or linseed) (H. K.)—										
Ceylon . . . . .	..	..	..	1	1,443	7	..	24	338	1,61,373
Straits Settlements (including Labuan) . . . . .	21	3	..	..	298	5,866	941	..	130	4,720
Other British Possessions . . . . .	1	..	..	..	6	237	286	178	333	975
<b>TOTAL BRITISH EMPIRE</b>	<b>22</b>	<b>3</b>	<b>..</b>	<b>1</b>	<b>1,747</b>	<b>6,110</b>	<b>1,227</b>	<b>202</b>	<b>310</b>	<b>1,67,073</b>
Java . . . . .	1	..	..	75	..	205	..	..	7,490	..
Iraq . . . . .	16	5	10	44	72	3,623	951	1,553	4,338	7,979
Persia . . . . .	5	17	26	2	9	868	3,988	4,893	333	909
China (exclusive of Hong-kong and Macao) . . . . .	11	..	..	157	..	4,045	..	..	26,435	..
Portuguese East Africa . . . . .	..	..	..	23	..	..	..	..	3,649	2
Other Foreign Countries . . . . .	..	..	..	..	1	..	..	..	7	123
<b>TOTAL FOREIGN COUNTRIES</b>	<b>33</b>	<b>22</b>	<b>36</b>	<b>306</b>	<b>82</b>	<b>8,741</b>	<b>4,930</b>	<b>6,446</b>	<b>42,302</b>	<b>9,013</b>
Share of Bombay . . . . .	13	7	11	299	36	2,923	1,951	1,634	41,027	9,585
“ Sind . . . . .	3	15	25	..	2	1,563	2,938	4,312	..	298
“ Madras . . . . .	..	..	..	3	1,443	7	..	24	1,606	1,61,394
“ Burma . . . . .	34	3	..	..	298	10,353	1,227	173	479	4,914
<b>TOTAL</b>	<b>55</b>	<b>25</b>	<b>36</b>	<b>307</b>	<b>1,329</b>	<b>14,851</b>	<b>6,166</b>	<b>6,648</b>	<b>43,112</b>	<b>1,76,091</b>
Tea (H. K.)—										
Ceylon . . . . .	2	6	9	5	..	22,283	19,427	17,396	9,162	489
Other British Possessions . . . . .	..	..	..	..	..	..	..	..	60	12
<b>TOTAL BRITISH EMPIRE</b>	<b>2</b>	<b>6</b>	<b>9</b>	<b>5</b>	<b>..</b>	<b>22,283</b>	<b>19,427</b>	<b>17,396</b>	<b>9,222</b>	<b>501</b>
<b>TOTAL FOREIGN COUNTRIES</b>	<b>..</b>	<b>..</b>	<b>..</b>	<b>..</b>	<b>..</b>	<b>..</b>	<b>..</b>	<b>..</b>	<b>38</b>	<b>140</b>
Share of Bengal . . . . .	..	..	..	..	..	..	..	..	38	..
“ Bombay . . . . .	..	..	..	..	..	..	..	..	60	140
“ Madras . . . . .	2	6	9	5	..	22,283	19,427	17,396	9,162	501
<b>TOTAL</b>	<b>2</b>	<b>6</b>	<b>9</b>	<b>5</b>	<b>..</b>	<b>22,283</b>	<b>19,427</b>	<b>17,396</b>	<b>9,260</b>	<b>641</b>
Others (H. K.)—										
United Kingdom . . . . .	20	1	..	..	..	7,648	3,143	24	120	340
Ceylon . . . . .	45	32	170	80	20	7,684	11,118	5,909	4,474	7,551
Other British Possessions . . . . .	..	..	1	..	..	567	297	781	21	249
<b>TOTAL BRITISH EMPIRE</b>	<b>66</b>	<b>33</b>	<b>171</b>	<b>80</b>	<b>20</b>	<b>15,897</b>	<b>14,558</b>	<b>6,714</b>	<b>4,615</b>	<b>8,140</b>

## No. 13—continued

ARTICLES AND COUNTRIES OF CONSIGNMENT; ALSO SHARE OF EACH PROVINCE	QUANTITY					VALUE				
	1927-28	1928-29	1929-30	1930-31	1931-32	1927-28	1928-29	1929-30	1930-31	1931-32
<i>Seeds—continued</i>										
<i>Oil seeds—concluded</i>										
<i>Non-essential—concluded</i>										
<i>Others (II. K)—continued</i>	Tons	Tons	Tons	Tons	Tons					
Germany . . . . .	..	5	..	..	..	171	1,191	..	..	..
France . . . . .	..	45	..	..	..	..	14,606	..	..	..
Italy . . . . .	..	..	29	..	..	..	..	5,301	..	..
Iraq . . . . .	..	1	253	63	22	..	545	55,223	9,862	2,207
Persia . . . . .	89	206	1,299	790	691	18,766	55,841	2,95,568	1,08,411	72,894
Japan . . . . .	..	..	28	..	..	..	..	7,843	..	..
Portuguese East Africa . . . . .	29	..	81	..	..	11,907	1,207	34,649	..	..
Other Foreign Countries . . . . .	..	1	4	..	4	24	152	866	40	482
<b>TOTAL FOREIGN COUNTRIES</b>	<b>118</b>	<b>318</b>	<b>1,694</b>	<b>853</b>	<b>717</b>	<b>30,868</b>	<b>76,542</b>	<b>3,00,450</b>	<b>1,18,318</b>	<b>75,643</b>
<i>Share of Bengal</i>	..	..	29	..	..	..	..	8,505	178	39
.. <i>Bombay</i>	123	328	1,273	824	657	32,832	86,366	2,96,203	1,14,305	69,924
.. <i>Sind</i>	..	..	394	27	58	..	16	97,113	3,213	5,749
.. <i>Madras</i>	61	23	169	82	22	13,577	4,527	4,343	4,733	7,322
.. <i>Burma</i>	..	..	..	..	..	306	291	..	..	249
<b>TOTAL</b>	<b>184</b>	<b>351</b>	<b>1,865</b>	<b>933</b>	<b>737</b>	<b>46,765</b>	<b>91,100</b>	<b>4,06,164</b>	<b>1,22,928</b>	<b>88,783</b>
<b>Total Oilseeds non-essential</b>	<b>1,751</b>	<b>2,100</b>	<b>2,318</b>	<b>1,704</b>	<b>4,897</b>	<b>6,47,553</b>	<b>6,76,359</b>	<b>5,49,169</b>	<b>3,51,255</b>	<b>7,52,708</b>
<i>Other than Oilseeds (II. K)—</i>	Tons	Tons	Tons	Tons	Tons					
United Kingdom . . . . .	45	57	55	28	37	1,05,920	1,13,663	99,489	1,30,032	1,20,080
Ceylon . . . . .	18	13	14	10	..	8,574	11,255	5,561	4,224	125
Straits Settlements (including Labuan) . . . . .	67	118	37	48	29	38,070	52,405	50,363	18,141	12,758
Hongkong . . . . .	14	22	20	15	25	8,327	11,307	7,970	8,293	9,149
Victoria . . . . .	..	..	..	..	..	..	..	1,136	..	83
New South Wales . . . . .	..	..	..	..	..	..	..	..	..	43
Australian Commonwealth (Total) . . . . .	..	..	..	..	..	..	..	1,136	..	131
Other British Possessions . . . . .	..	..	..	..	..	29	278	30	434	62
<b>TOTAL BRITISH EMPIRE</b>	<b>144</b>	<b>210</b>	<b>176</b>	<b>101</b>	<b>91</b>	<b>1,60,920</b>	<b>1,88,908</b>	<b>1,64,549</b>	<b>1,61,124</b>	<b>1,42,005</b>
Germany . . . . .	19	..	..	1	1	13,374	3,449	2,573	634	5,129
France . . . . .	45	68	..	..	19	30,006	42,846	582	831	6,701
Switzerland . . . . .	..	..	..	..	..	857	570	780	..	1,269
Italy . . . . .	..	..	..	..	..	1,497	392	824	1,367	1,033
Iraq . . . . .	2	..	3	6	1	2,744	250	1,417	950	257
Persia . . . . .	8	24	13	..	17	2,880	4,100	3,088	115	3,469
Java . . . . .	1	..	..	..	..	270	378	38	1,072	..
China (exclusive of Hongkong and Macao) . . . . .	15	2	3	..	..	5,850	1,279	1,009	196	88
Japan . . . . .	..	2	30	42	..	30	705	10,577	9,028	326
Egypt . . . . .	2	1	..	..	..	1,868	1,341	..	7	..
Morocco . . . . .	..	151	12	..	..	..	95,372	8,710	..	..
Portuguese East Africa . . . . .	3	..	78	207	182	1,315	421	13,952	47,026	37,307
United States of America— Via Atlantic Coast . . . . .	1	3	1	..	1	12,377	13,009	12,690	6,118	9,407
.. <i>Pacific</i> . . . . .	..	1	..	1	1	525	2,098	2,134	5,144	2,201
Other Foreign Countries . . . . .	2	..	..	..	..	326	183	445	38	85
<b>TOTAL FOREIGN COUNTRIES</b>	<b>98</b>	<b>257</b>	<b>140</b>	<b>257</b>	<b>222</b>	<b>74,514</b>	<b>1,66,893</b>	<b>58,794</b>	<b>72,521</b>	<b>67,272</b>
<i>Share of Bengal</i>	112	232	110	64	65	1,54,376	2,58,507	1,38,868	1,42,915	1,36,016
.. <i>Bombay</i>	10	43	91	207	185	11,366	20,327	17,459	47,330	38,123
.. <i>Sind</i>	14	3	10	10	7	6,355	6,175	7,870	5,497	6,776
.. <i>Madras</i>	11	13	32	11	1	7,642	11,296	10,891	7,319	4,305
.. <i>Burma</i>	95	126	73	66	55	55,695	59,528	48,455	30,584	24,468
<b>TOTAL</b>	<b>242</b>	<b>467</b>	<b>316</b>	<b>358</b>	<b>313</b>	<b>2,35,434</b>	<b>3,55,901</b>	<b>2,23,343</b>	<b>2,33,645</b>	<b>2,10,177</b>

GENERAL IMPORTS

( 460 )

No. 13—continued.

ARTICLES, AND COUNTRIES OF CONSIGNMENT; ALSO SHARE OF EACH PROVINCE	QUANTITY					VALUE				
	1927-28	1928-29	1929-30	1930-31	1931-32	1927-28	1928-29	1929-30	1930-31	1931-32
	Tons	Tons	Tons	Tons	Tons	₹	₹	₹	₹	₹
<i>Seeds—concluded</i>										
<i>Total Seeds—</i>										
United Kingdom . . . . .	112	60	77	28	42	1,42,671	1,24,564	1,07,358	1,30,851	1,23,327
Aden and Dependencies . . . . .	2	..	12	..	88	774	..	4,887	..	12,300
Maldives . . . . .	..	8	..	10	60	68	2,837	18	2,320	10,780
Ceylon . . . . .	2,541	2,911	936	207	2,877	9,01,779	7,91,946	2,82,210	50,154	4,25,080
Straits Settlements (including Labuan) . . . . .	145	177	112	78	356	61,861	70,682	93,874	27,080	24,442
Hongkong . . . . .	15	22	21	15	25	8,564	11,743	9,008	8,626	9,340
Zanzibar and Pemba . . . . .	8	5	..	..	68	1,400	2,360	..	..	8,838
Kenya Colony . . . . .	..	..	..	..	15	6	..	35	65	5,000
Seychelles . . . . .	102	908	10	420	751	37,246	3,10,361	7,480	1,39,630	2,17,681
South Australia (including Northern Territory) . . . . .	..	..	..	..	..	..	..	..	147	..
Victoria . . . . .	..	..	..	..	..	..	..	1,136	..	83
New South Wales . . . . .	..	..	..	..	..	..	45	..	18	48
Australian Commonwealth (Total) . . . . .	..	..	..	..	..	..	45	1,136	288	131
Other British Possessions . . . . .	..	..	..	..	8	32	427	405	169	325
<b>TOTAL BRITISH EMPIRE</b>	<b>2,920</b>	<b>4,160</b>	<b>1,177</b>	<b>767</b>	<b>4,280</b>	<b>12,43,001</b>	<b>13,23,965</b>	<b>5,06,411</b>	<b>3,58,678</b>	<b>3,37,343</b>
<i>Russia—</i>										
Northern Russia . . . . .	..	..	5	37	..	..	..	3,102	20,950	..
Southern Russia . . . . .	..	..	..	..	15	..	..	..	..	2,160
Germany . . . . .	91	110	57	42	17	29,290	36,084	28,137	15,346	9,354
Netherlands . . . . .	49	218	224	165	116	25,070	79,922	99,472	65,685	40,842
Belgium . . . . .	17	17	..	..	5	3,795	6,326	..	6	1,750
France . . . . .	902	1,258	1,022	15	321	4,31,000	5,17,426	6,06,621	8,452	73,193
Switzerland . . . . .	..	..	..	..	..	857	570	760	..	1,269
Italy . . . . .	5	8	29	..	..	4,253	5,202	6,125	1,367	1,033
Iraq . . . . .	20	13	274	113	104	9,217	8,636	68,937	15,244	14,151
Syria . . . . .	..	..	4	..	..	..	..	2,927	..	..
Maskat Territory and Trucial Oman . . . . .	2	..	4	..	1	371	16	2,425	130	280
Persia . . . . .	171	427	1,482	880	875	53,224	1,14,742	3,41,932	1,48,027	1,51,506
Java . . . . .	52	1	..	75	36	18,075	1,067	43	8,567	6,840
China (exclusive of Hongkong and Macao) . . . . .	31	9	17	161	4	13,094	5,430	16,521	29,771	2,341
Japan . . . . .	3	3	58	42	..	2,087	1,091	18,420	9,028	326
Egypt . . . . .	2	1	1	..	..	1,863	1,841	118	45	9
Morocco . . . . .	..	151	117	..	..	..	95,872	79,678	..	..
Portuguese East Africa . . . . .	33	12	161	235	182	13,939	5,351	49,376	50,675	37,311
United States of America— Via Atlantic Coast . . . . .	1	8	1	..	11	12,402	13,009	12,690	6,118	11,838
„ Pacific „ . . . . .	..	1	..	1	1	525	2,098	2,134	5,144	2,201
Other Foreign Countries . . . . .	..	1	3	3	6	26	136	748	1,162	1,087
<b>TOTAL FOREIGN COUNTRIES</b>	<b>1,379</b>	<b>2,238</b>	<b>3,459</b>	<b>1,769</b>	<b>1,693</b>	<b>6,19,128</b>	<b>8,94,319</b>	<b>13,25,166</b>	<b>3,85,687</b>	<b>3,57,441</b>
<i>Share of Bengal</i>										
„ Bombay . . . . .	148	287	949	112	79	1,72,734	3,60,734	5,93,424	1,63,077	1,39,861
„ Sind . . . . .	2,608	2,333	2,413	2,112	2,257	10,19,503	10,32,842	7,94,253	4,92,064	5,23,010
„ Madras . . . . .	32	38	430	39	1,396	3,709	16,252	1,10,174	11,034	2,36,161
„ Burma . . . . .	1,397	3,060	751	177	1,358	5,60,533	3,33,384	2,74,364	38,324	2,59,074
„ . . . . .	224	130	93	95	383	1,01,550	75,072	54,372	39,866	36,678
<b>TOTAL</b>	<b>4,299</b>	<b>6,398</b>	<b>4,636</b>	<b>2,536</b>	<b>5,973</b>	<b>18,63,029</b>	<b>22,18,284</b>	<b>18,31,577</b>	<b>7,44,365</b>	<b>11,94,784</b>

ARTICLES, AND COUNTRIES OF CONSIGNMENT; ALSO SHARE OF EACH PROVINCE	QUANTITY					VALUE				
	1927-28	1928-29	1929-30	1930-31	1931-32	1927-28	1928-29	1929-30	1930-31	1931-32
<b>Shells and Cowries—</b>										
<b>Cowries (II. S)—</b>	Cwts.	Cwts.	Cwts.	Cwts.	Cwts.	R	R	R	R	R
Aden and Dependencies . . . . .	1	26	..	..	105	100	2,770	..	..	1,785
Maldives . . . . .	281	653	..	..	100	4,900	12,568	..	..	1,700
Ceylon . . . . .	567	255	835	474	123	9,965	5,245	9,769	7,123	1,351
Straits Settlements (including Labuan) . . . . .	92	21	..	..	..	4,602	1,270	..	..	..
Zanzibar and Pemba . . . . .	..	233	70	141	135	..	1,325	400	705	380
Kenya Colony . . . . .	3,654	3,394	5,155	3,037	5,354	24,655	22,430	31,249	15,473	23,549
Other British Possessions . . . . .	3	..	1	..	..	70	..	33	..	..
<b>TOTAL BRITISH EMPIRE . . . . .</b>	<b>4,598</b>	<b>4,632</b>	<b>6,061</b>	<b>3,652</b>	<b>5,822</b>	<b>44,292</b>	<b>45,626</b>	<b>41,451</b>	<b>23,301</b>	<b>28,765</b>
<b>Maskat Territory and Trucial Oman . . . . .</b>	<b>272</b>	<b>505</b>	<b>187</b>	<b>273</b>	<b>140</b>	<b>836</b>	<b>2,101</b>	<b>806</b>	<b>938</b>	<b>359</b>
Egypt . . . . .	360	..	..	..	..	2,280	..	..	..	..
Portuguese East Africa . . . . .	4,171	5,443	4,501	4,679	9,570	23,344	31,892	23,905	22,763	43,185
Madagascar . . . . .	..	..	..	777	184	..	..	..	3,273	825
Italian East Africa (Somali- land and Eritrea) . . . . .	..	90	274	1,888	..	..	462	1,550	9,600	..
Other Foreign Countries . . . . .	..	..	..	..	..	..	22	..	..	..
<b>TOTAL FOREIGN COUNTRIES . . . . .</b>	<b>4,808</b>	<b>6,038</b>	<b>4,962</b>	<b>7,617</b>	<b>9,894</b>	<b>26,460</b>	<b>34,477</b>	<b>20,321</b>	<b>36,574</b>	<b>44,369</b>
<b>Share of Bengal . . . . .</b>	<b>2,312</b>	<b>1,682</b>	<b>1,853</b>	<b>622</b>	<b>927</b>	<b>23,858</b>	<b>23,840</b>	<b>15,742</b>	<b>6,673</b>	<b>7,204</b>
" Bombay . . . . .	6,082	8,233	7,597	3,052	13,713	40,551	52,627	42,770	39,793	61,937
" Sind . . . . .	913	690	1,368	2,349	938	5,354	3,336	3,037	10,939	3,151
" Madras . . . . .	39	15	205	246	133	989	250	1,223	2,420	762
<b>TOTAL . . . . .</b>	<b>9,401</b>	<b>10,670</b>	<b>11,023</b>	<b>11,209</b>	<b>15,716</b>	<b>70,752</b>	<b>80,103</b>	<b>67,772</b>	<b>59,875</b>	<b>73,134</b>
<b>Shells—</b>										
Shells (chanks, sankhli, large ornamental shells, cowras, mother-of-pearl shells, and oyster-shells) (II. S)—	Cwts.	Cwts.	Cwts.	Cwts.	Cwts.					
Aden and Dependencies . . . . .	67	45	467	604	617	7,680	4,510	11,799	12,310	15,134
Maldives . . . . .	100	..	..	200	..	1,750	..	..	4,600	..
Ceylon . . . . .	10,363	13,976	9,706	9,352	8,939	1,76,302	1,56,844	46,146	54,277	44,016
Kenya Colony . . . . .	85	125	..	103	221	931	911	4	1,118	1,776
Victoria . . . . .	..	..	..	152	..	..	..	..	3,870	..
Australian Commonwealth (Total) . . . . .	..	..	..	152	..	..	..	..	3,870	..
Other British Possessions . . . . .	33	39	32	31	16	743	1,037	742	720	450
<b>TOTAL BRITISH EMPIRE . . . . .</b>	<b>10,648</b>	<b>14,195</b>	<b>10,265</b>	<b>10,447</b>	<b>9,793</b>	<b>1,87,356</b>	<b>1,63,302</b>	<b>58,691</b>	<b>77,395</b>	<b>61,385</b>
<b>Maskat Territory and Trucial Oman . . . . .</b>	<b>122</b>	<b>373</b>	<b>93</b>	<b>20</b>	<b>175</b>	<b>2,375</b>	<b>5,722</b>	<b>2,263</b>	<b>395</b>	<b>1,757</b>
Japan . . . . .	2	..	..	..	..	2,413	..	..	2	13
Italian East Africa (Somaliland and Eritrea) . . . . .	1,158	1,298	601	294	339	23,700	22,943	17,808	9,895	10,670
Other Foreign Countries . . . . .	825	13	23	23	4	387	479	260	1,271	114
<b>TOTAL FOREIGN COUNTRIES . . . . .</b>	<b>2,107</b>	<b>1,679</b>	<b>717</b>	<b>337</b>	<b>518</b>	<b>28,875</b>	<b>29,144</b>	<b>20,340</b>	<b>11,568</b>	<b>12,554</b>
<b>Share of Bengal . . . . .</b>	<b>15,513</b>	<b>13,146</b>	<b>993</b>	<b>200</b>	<b>..</b>	<b>1,69,954</b>	<b>1,47,261</b>	<b>11,612</b>	<b>4,600</b>	<b>..</b>
" Bombay . . . . .	1,451	1,721	1,196	1,219	1,230	35,089	34,185	32,765	29,852	29,005
" Sind . . . . .	1	136	..	12	142	15	592	..	206	391
" Madras . . . . .	4,783	371	3,793	9,352	8,939	3,711	10,408	34,654	54,277	44,026
" Burma . . . . .	2	..	..	1	..	2,482	..	..	23	17
<b>TOTAL . . . . .</b>	<b>21,755</b>	<b>15,874</b>	<b>10,982</b>	<b>10,784</b>	<b>10,311</b>	<b>2,16,231</b>	<b>1,92,446</b>	<b>79,031</b>	<b>88,958</b>	<b>73,930</b>

GENERAL IMPORTS

No. 13—continued

ARTICLES, AND COUNTRIES- OF CONSIGNMENT; ALSO SHARE OF EACH PROVINCE	QUANTITY					VALUE				
	1927-28	1928-29	1929-30	1930-31	1931-32	1927-28	1928-29	1929-30	1930-31	1931-32
						R	R	R	R	R
<b>Shells and Cowries—continued</b>										
<i>Shells—continued</i>										
<i>Tortoise-shell (including nakha or nakh) (II. 8)—</i>	Lbs.	Lbs.	Lbs.	Lbs.	Lbs.					
United Kingdom . . . . .	..	1,543	334	..	..	..	1,600	1,900	..	..
Aden and Dependencies . . . . .	10,853	7,636	1,769	365	3,033	14,200	7,990	2,122	892	3,144
Bahrain Islands . . . . .	..	2,600	10	15	..	..	17,318	120	127	..
Straits Settlements (including Labuan) . . . . .	113	568	..	1	55	1,016	1,244	..	8	165
Zanzibar and Pemba . . . . .	5,389	6,129	5,073	5,958	6,535	10,563	13,445	13,732	12,775	11,524
Other British Possessions . . . . .	243	165	187	248	665	1,315	340	301	757	1,172
<b>TOTAL BRITISH EMPIRE . . . . .</b>	<b>16,698</b>	<b>18,641</b>	<b>7,373</b>	<b>6,587</b>	<b>10,293</b>	<b>27,094</b>	<b>41,943</b>	<b>18,175</b>	<b>14,059</b>	<b>16,005</b>
Germany . . . . .	100	..	..	..	..	1,000	..	..	..	..
Maskat Territory and Trucial Oman . . . . .	917	65	181	..	..	370	150	1,985	..	..
Other Native States in Arabia . . . . .	..	1,220	56	..	219	..	1,130	575	..	972
Japan . . . . .	64	..	..	..	..	1,153	..	..	..	..
Italian East Africa (Somaliland and Eritrea) . . . . .	..	2,851	11,989	7,223	7,600	..	3,018	13,110	6,920	7,778
Other Foreign Countries . . . . .	690	54	544	683	781	720	461	585	1,538	1,000
<b>TOTAL FOREIGN COUNTRIES . . . . .</b>	<b>1,771</b>	<b>4,190</b>	<b>12,770</b>	<b>7,906</b>	<b>8,600</b>	<b>3,248</b>	<b>4,750</b>	<b>16,205</b>	<b>8,452</b>	<b>9,750</b>
<i>Share of Bengal . . . . .</i>	<i>551</i>	<i>..</i>	<i>..</i>	<i>..</i>	<i>..</i>	<i>590</i>	<i>..</i>	<i>..</i>	<i>..</i>	<i>..</i>
" <i>Bombay . . . . .</i>	<i>17,514</i>	<i>22,217</i>	<i>20,143</i>	<i>14,377</i>	<i>18,661</i>	<i>27,382</i>	<i>45,222</i>	<i>34,375</i>	<i>21,535</i>	<i>24,843</i>
" <i>Sind . . . . .</i>	<i>..</i>	<i>10</i>	<i>..</i>	<i>..</i>	<i>..</i>	<i>..</i>	<i>20</i>	<i>..</i>	<i>..</i>	<i>..</i>
" <i>Burma . . . . .</i>	<i>304</i>	<i>604</i>	<i>..</i>	<i>116</i>	<i>232</i>	<i>1,370</i>	<i>1,460</i>	<i>5</i>	<i>982</i>	<i>907</i>
<b>TOTAL . . . . .</b>	<b>18,369</b>	<b>22,831</b>	<b>20,143</b>	<b>14,493</b>	<b>18,893</b>	<b>30,842</b>	<b>46,702</b>	<b>34,380</b>	<b>22,517</b>	<b>25,755</b>
<b>Total value of Shells and Cowries—</b>										
<b>BRITISH EMPIRE . . . . .</b>	<b>—</b>	<b>—</b>	<b>—</b>	<b>—</b>	<b>—</b>	<b>2,58,742</b>	<b>2,50,371</b>	<b>1,18,817</b>	<b>1,16,700</b>	<b>1,05,005</b>
<b>FOREIGN COUNTRIES . . . . .</b>	<b>—</b>	<b>—</b>	<b>—</b>	<b>—</b>	<b>—</b>	<b>58,583</b>	<b>68,380</b>	<b>62,866</b>	<b>58,595</b>	<b>64,003</b>
<b>TOTAL . . . . .</b>	<b>—</b>	<b>—</b>	<b>—</b>	<b>—</b>	<b>—</b>	<b>3,17,325</b>	<b>3,10,251</b>	<b>1,81,183</b>	<b>1,71,850</b>	<b>1,72,828</b>
<b>Smoker's requisites (excluding tobacco) (III. V)—</b>										
United Kingdom . . . . .	—	—	—	—	—	2,82,792	1,81,564	1,94,036	1,23,194	72,921
Ceylon . . . . .	—	—	—	—	—	1,654	1,009	550	227	216
Straits Settlements (including Labuan) . . . . .	—	—	—	—	—	7,017	5,912	2,904	2,644	1,519
Hongkong . . . . .	—	—	—	—	—	4,553	12,775	10,439	10,173	15,044
Natal . . . . .	—	—	—	—	—	10	307	2	3,989	25
Zanzibar and Pemba . . . . .	—	—	—	—	—	6,462	9,457	509	—	3
Kenya Colony . . . . .	—	—	—	—	—	1,735	1,460	18	37	64
Other British Possessions . . . . .	—	—	—	—	—	779	336	29	58	152
<b>TOTAL BRITISH EMPIRE . . . . .</b>	<b>—</b>	<b>—</b>	<b>—</b>	<b>—</b>	<b>—</b>	<b>3,05,002</b>	<b>1,62,320</b>	<b>2,08,541</b>	<b>1,40,322</b>	<b>89,943</b>

No. 13—continued

ARTICLES, AND COUNTRIES OF CONSIGNMENT; ALSO SHARE OF EACH PROVINCE	QUANTITY					VALUE				
	1927-28	1928-29	1929-30	1930-31	1931-32	1927-28	1928-29	1929-30	1930-31	1931-32
						R	R	R	R	R
<b>Smoker's requisites (excluding tobacco) (III. V)—continued</b>										
Germany . . . . .	—	—	—	—	—	2,23,987	1,95,610	1,09,023	86,565	20,194
Netherlands . . . . .	—	—	—	—	—	1,975	1,550	3,465	1,921	803
Belgium . . . . .	—	—	—	—	—	2,733	1,430	3,774	151	1,205
France . . . . .	—	—	—	—	—	1,27,617	71,105	88,410	81,277	51,515
Italy . . . . .	—	—	—	—	—	1,50,237	1,42,956	1,14,823	69,496	22,734
Austria . . . . .	—	—	—	—	—	10,620	4,034	9,776	18,613	5,739
Czechoslovakia . . . . .	—	—	—	—	—	19,633	23,070	24,058	6,970	1,012
Persia . . . . .	—	—	—	—	—	1,621	2	3	15	18
China (exclusive of Hongkong and Macão) . . . . .	—	—	—	—	—	4,758	4,148	2,058	4,153	4,148
Japan . . . . .	—	—	—	—	—	41,625	52,266	67,501	15,834	19,020
Egypt . . . . .	—	—	—	—	—	4,851	11,243	—	5,970	379
United States of America—										
Via Atlantic Coast . . . . .	—	—	—	—	—	3,306	5,600	5,366	3,305	1,746
" Pacific " . . . . .	—	—	—	—	—	178	188	—	—	—
Other Foreign Countries . . . . .	—	—	—	—	—	469	785	786	811	387
<b>TOTAL FOREIGN COUNTRIES</b> . . . . .	—	—	—	—	—	5,98,700	5,14,581	4,29,048	2,45,081	1,20,000
<b>Share of Bengal</b> . . . . .	—	—	—	—	—	2,01,576	1,59,844	2,13,569	90,609	58,713
" Bombay . . . . .	—	—	—	—	—	2,92,764	1,85,550	1,82,581	83,254	78,039
" Sind . . . . .	—	—	—	—	—	41,419	41,554	20,090	15,806	14,335
" Madras . . . . .	—	—	—	—	—	23,112	36,216	23,580	13,989	10,686
" Burma . . . . .	—	—	—	—	—	3,39,331	2,54,237	1,92,769	1,81,745	57,178
<b>TOTAL</b> . . . . .	—	—	—	—	—	8,98,702	6,77,401	6,37,589	3,85,408	2,18,948
<b>Soap—</b>										
<b>Household and laundry soap in bars or tablets (III. V) —</b>										
	Cwts.	Cwts.	Cwts.	Cwts.	Cwts.					
United Kingdom . . . . .	342,992	312,601	345,008	261,051	232,337	1,06,30,191	95,24,737	1,02,55,520	70,69,222	51,05,689
Aden and Dependencies . . . . .	5	18	—	617	—	120	245	—	13,210	12
Ceylon . . . . .	80	612	246	77	5	3,553	22,088	8,679	1,768	278
" <del>Labuan</del> (including Labuan) . . . . .	201	560	1,432	2,145	6,561	4,088	9,281	23,418	37,498	87,653
" <del>Hongkong</del> . . . . .	—	—	1	72	1	—	—	122	1,467	30
" Zanzibar . . . . .	3	—	2	18	43	120	67	65	298	1,386
" South Australia (including Northern Territory) . . . . .	16	—	—	—	—	340	—	—	—	—
" Victoria . . . . .	2,122	2,795	2,058	1,243	703	70,084	85,941	62,398	39,380	13,440
" New South Wales . . . . .	—	—	—	—	1	—	—	—	—	47
" Australian Commonwealth (Total) . . . . .	2,138	2,795	2,058	1,243	704	70,424	85,941	62,398	39,380	13,487
Other British Possessions . . . . .	50	1	16	12	38	846	75	639	1,105	913
<b>TOTAL BRITISH EMPIRE</b> . . . . .	345,469	316,587	348,763	266,170	239,689	1,07,09,342	96,42,434	1,03,51,841	71,63,948	52,09,948
Germany . . . . .	59	65	59	18	45	2,580	1,878	2,782	958	1,649
Netherlands . . . . .	1,237	1,614	2,602	577	637	81,951	33,922	67,544	14,270	18,848
Belgium . . . . .	7	34	23	33	232	188	1,085	1,076	581	4,322
France . . . . .	6,338	23,277	30,852	18,762	23,063	1,56,795	5,05,469	6,50,096	3,73,448	3,75,127
Italy . . . . .	390	82	420	369	225	2,181	2,010	9,500	6,550	3,671
Austria . . . . .	495	13	—	11	—	16,523	614	—	290	—

GENERAL IMPORTS

( 464 )

No. 13—continued

ARTICLES, AND COUNTRIES OF CONSIGNMENT; ALSO SHARE OF EACH PROVINCE	QUANTITY					VALUE				
	1927-28	1928-29	1929-30	1930-31	1931-32	1927-28	1928-29	1929-30	1930-31	1931-32
<b>Soap—continued</b>										
<i>Household and laundry soap in bars or tablets (III. V)—continued</i>										
	Cwts.	Cwts.	Cwts.	Cwts.	Cwts.	R	R	R	R	R
Java . . . . .	..	..	42	116	275	..	..	635	1,678	4,558
Japan . . . . .	..	406	603	843	1,193	..	9,856	14,203	20,015	27,975
United States of America—										
Via Atlantic Coast . . .	167	183	256	180	224	9,189	6,418	7,372	6,931	6,532
" Pacific " . . . . .	..	10	..	..	..	..	37	..	..	..
Other Foreign Countries . .	24	67	36	48	72	622	1,312	1,166	901	1,227
<b>TOTAL FOREIGN COUNTRIES</b>	<b>9,217</b>	<b>25,756</b>	<b>34,898</b>	<b>20,957</b>	<b>25,968</b>	<b>2,27,004</b>	<b>5,62,601</b>	<b>7,54,374</b>	<b>4,25,622</b>	<b>4,38,904</b>
<i>Share of Bengal . . . . .</i>	<i>34,819</i>	<i>31,378</i>	<i>33,057</i>	<i>25,472</i>	<i>19,795</i>	<i>11,87,437</i>	<i>11,58,767</i>	<i>11,80,005</i>	<i>8,46,305</i>	<i>5,52,752</i>
" Bombay . . . . .	152,450	153,994	175,320	110,077	108,386	44,54,603	41,69,835	45,92,135	24,57,339	20,07,974
" Sind . . . . .	29,409	32,114	38,011	26,936	27,227	9,27,009	9,54,630	11,15,098	8,09,482	6,92,545
" Madras . . . . .	27,603	38,214	37,890	38,224	32,014	8,98,386	11,43,738	12,29,329	11,43,164	7,65,688
" Burma . . . . .	110,405	88,143	99,378	86,418	73,233	34,68,912	27,77,965	29,89,648	23,32,280	16,29,893
<b>TOTAL</b>	<b>354,686</b>	<b>342,343</b>	<b>338,656</b>	<b>287,127</b>	<b>265,655</b>	<b>1,09,36,346</b>	<b>1,02,05,035</b>	<b>1,11,06,215</b>	<b>75,39,570</b>	<b>56,48,852</b>
<b>Toilet soap (III. V)—</b>										
	Cwts.	Cwts.	Cwts.	Cwts.	Cwts.					
United Kingdom . . . . .	32,925	35,939	38,150	23,726	23,616	36,63,062	33,58,817	39,45,787	23,66,278	21,37,004
Palestine . . . . .	..	6	..	..	9	..	168	..	..	1,178
Ceylon . . . . .	41	31	32	35	42	8,330	4,365	3,128	2,359	3,677
Straits Settlements (including Labuan) . . .	63	69	17	36	115	2,470	4,398	1,971	2,350	4,906
Hongkong . . . . .	25	6	16	6	13	3,217	1,317	2,151	1,192	1,536
Western Australia . . . . .	..	..	..	..	..	35	..	..	27	..
South Australia (including Northern Territory) . . .	..	1	..	1	..	30	167	21	337	18
Victoria . . . . .	15	418	811	816	1,454	693	14,816	26,958	24,632	36,620
New South Wales . . . . .	..	1	1	..	..	134	142	330	41	34
Queensland . . . . .	..	..	..	..	..	74	10	..	27	5
Australian Commonwealth (Total) . . . . .	15	420	812	817	1,454	966	15,135	27,309	25,064	36,877
Other British Possessions . .	1	3	1	..	..	331	234	105	80	47
<b>TOTAL BRITISH EMPIRE</b>	<b>32,970</b>	<b>36,474</b>	<b>39,028</b>	<b>24,620</b>	<b>25,249</b>	<b>36,78,426</b>	<b>33,84,484</b>	<b>39,80,451</b>	<b>23,97,328</b>	<b>21,85,275</b>
Denmark . . . . .	275	107	255	186	542	14,110	5,901	14,252	6,609	18,160
Germany . . . . .	1,029	972	1,249	887	712	95,998	99,413	1,09,330	74,152	58,930
Netherlands . . . . .	216	183	187	185	128	8,454	7,840	8,752	8,135	5,061
Belgium . . . . .	49	46	146	16	9	6,554	5,094	3,766	3,388	404
France . . . . .	1,372	1,302	1,585	1,115	617	90,916	1,32,967	1,01,764	68,177	30,476
Italy . . . . .	28	53	..	74	38	2,375	5,167	30	6,563	1,744
Austria . . . . .	608	635	641	112	115	60,506	60,257	55,788	12,089	10,877
Czechoslovakia . . . . .	..	14	..	1	..	..	1,753	1	201	..
Java . . . . .	42	38	176	24	49	3,418	3,331	10,329	2,298	4,277
Siam . . . . .	..	5	35	..	..	..	1,794	2,019	6	..
Native States in Arabia (other than Maskat Territory and Trucial Oman) . . . . .	..	..	11	..	..	..	..	1,737	10	..
China (exclusive of Hongkong and Macao) . . . . .	12	..	48	4	4	1,249	..	2,521	460	536
Japan . . . . .	85	177	206	94	166	5,550	12,761	8,870	5,969	5,277
United States of America—										
Via Atlantic Coast . . .	7,112	7,195	7,270	5,001	4,139	7,11,301	7,62,337	7,29,278	5,37,835	4,85,122
" Pacific " . . . . .	1	..	22	2	..	61	10	3,069	151	58
Other Foreign Countries . .	1	..	3	33	8	148	84	240	1,130	329
<b>TOTAL FOREIGN COUNTRIES</b>	<b>10,830</b>	<b>11,227</b>	<b>11,834</b>	<b>7,734</b>	<b>6,527</b>	<b>10,00,635</b>	<b>10,98,819</b>	<b>10,62,746</b>	<b>7,27,173</b>	<b>6,21,757</b>



ARTICLES, AND COUNTRIES OF CONSIGNMENT; ALSO SHARE OF EACH PROVINCE	QUANTITY					VALUE				
	1927-28	1928-29	1929-30	1930-31	1931-32	1927-28	1928-29	1929-30	1930-31	1931-32
						₹	₹	₹	₹	₹
<i>Soap—continued</i>										
<i>Toilet Soap (III. V)—contd.</i>	Cwts.	Cwts.	Cwts.	Cwts.	Cwts.					
Share of Bengal . . . . .	14,753	13,530	17,106	8,413	9,230	14,04,659	12,92,435	14,66,539	7,08,930	6,54,277
„ Bombay . . . . .	13,350	15,096	13,674	7,432	7,389	14,69,853	15,83,457	14,01,863	7,10,373	8,05,824
„ Sind . . . . .	4,147	4,562	4,457	3,530	3,686	4,57,221	5,32,420	5,13,610	3,56,435	3,83,301
„ Madras . . . . .	8,818	11,659	13,566	11,128	9,135	10,40,676	12,90,954	13,93,631	11,29,928	7,64,084
„ Burma . . . . .	2,732	2,854	2,060	1,851	1,336	3,06,652	2,94,037	2,67,504	2,18,330	2,00,646
<b>TOTAL</b>	<b>43,800</b>	<b>47,701</b>	<b>50,862</b>	<b>32,354</b>	<b>31,776</b>	<b>46,79,001</b>	<b>49,83,303</b>	<b>50,43,197</b>	<b>31,24,496</b>	<b>28,07,032</b>
<i>Other sorts (III. V) —</i>	Cwts.	Cwts.	Cwts.	Cwts.	Cwts.					
United Kingdom . . . . .	12,378	13,592	10,471	9,808	8,810	4,36,462	5,01,717	3,80,169	3,47,031	2,62,079
Ceylon . . . . .	10	30	57	82	9	996	1,525	1,927	3,265	548
Straits Settlements (including Labuan) . . . . .	6	144	2	17	34	138	2,933	100	728	629
Western Australia . . . . .	..	..	..	..	..	..	..	20	..	..
South Australia (including Northern Territory) . . . . .	..	..	2	..	..	..	..	56	..	..
Victoria . . . . .	..	28	115	..	..	60	468	8,955	44	34
New South Wales . . . . .	..	..	5	..	..	15	..	90	..	10
Australian Commonwealth (Total) . . . . .	..	23	122	..	..	76	463	4,127	44	44
Other British Possessions . . . . .	19	4	1	7	..	607	669	137	346	15
<b>TOTAL BRITISH EMPIRE</b>	<b>12,413</b>	<b>13,798</b>	<b>10,653</b>	<b>9,914</b>	<b>8,853</b>	<b>4,38,274</b>	<b>5,07,307</b>	<b>3,86,460</b>	<b>3,51,414</b>	<b>2,63,315</b>
Germany . . . . .	751	1,046	1,758	2,267	2,643	35,378	49,934	81,994	92,696	1,16,037
Netherlands . . . . .	34	363	341	8	144	1,042	10,887	7,980	839	2,586
Belgium . . . . .	10	118	32	22	1	788	2,956	1,018	754	44
France . . . . .	322	150	264	216	335	6,710	6,998	9,005	7,428	9,046
Italy . . . . .	40	1	120	..	20	930	290	2,811	..	300
China (exclusive of Hongkong and Macao) . . . . .	4	106	..	..	..	526	2,205	..	25	10
Japan . . . . .	..	8	22	126	114	21	380	763	2,771	1,995
United States of America— Via Atlantic Coast . . . . .	369	239	226	281	222	36,136	39,551	28,720	28,045	21,269
„ Pacific „ . . . . .	..	..	..	..	..	25	..	40	..	..
Other Foreign Countries . . . . .	..	17	5	6	21	11	1,179	253	97	228
<b>TOTAL FOREIGN COUNTRIES</b>	<b>1,530</b>	<b>2,048</b>	<b>2,708</b>	<b>2,927</b>	<b>3,500</b>	<b>83,567</b>	<b>1,14,380</b>	<b>1,32,534</b>	<b>1,82,765</b>	<b>1,52,955</b>
Share of Bengal . . . . .	5,796	7,000	5,372	4,488	3,065	1,36,929	2,54,748	1,88,530	1,56,260	1,03,554
„ Bombay . . . . .	2,168	1,502	2,936	3,426	4,749	32,398	65,235	1,16,660	1,18,532	1,60,366
„ Sind . . . . .	1,320	1,667	863	371	375	72,392	85,042	62,363	48,450	37,431
„ Madras . . . . .	1,331	1,017	821	672	613	48,536	40,928	37,278	37,714	22,387
„ Burma . . . . .	3,328	4,655	3,429	3,404	3,051	1,51,086	1,75,186	1,24,163	1,23,163	92,032
<b>TOTAL</b>	<b>13,943</b>	<b>15,841</b>	<b>13,421</b>	<b>12,841</b>	<b>12,358</b>	<b>5,21,841</b>	<b>6,21,697</b>	<b>5,18,994</b>	<b>4,84,169</b>	<b>4,16,270</b>
<i>Total Soap—</i>	Cwts.	Cwts.	Cwts.	Cwts.	Cwts.					
United Kingdom . . . . .	388,195	362,132	393,629	295,485	264,763	1,47,29,715	1,38,85,271	1,45,81,476	97,82,631	76,04,772
Palestine . . . . .	..	6	..	..	9	..	168	..	..	1,178
Aden and Dependencies . . . . .	5	18	..	617	..	125	248	..	13,257	12
Ceylon . . . . .	191	673	335	194	56	12,379	27,978	18,734	7,892	4,508
Straits Settlements (including Labuan) . . . . .	270	773	1,451	2,198	6,710	6,091	16,612	25,489	40,571	6,138
Hongkong . . . . .	31	7	17	78	14	3,571	1,523	2,312	2,657	1,116
Zanzibar and Pemba . . . . .	3	..	2	13	43	120	185	67	266	1,866
Kenya Colony . . . . .	49	..	2	20	30	1,009	68	88	471	616
Western Australia . . . . .	..	..	..	..	..	86	..	20	27	..
South Australia (including Northern Territory) . . . . .	16	1	2	1	..	370	167	77	337	18
Victoria . . . . .	2,137	3,236	2,934	2,059	2,157	70,837	1,01,220	94,311	64,056	50,294
New South Wales . . . . .	..	1	6	..	1	149	142	426	41	91
Queensland . . . . .	..	..	..	..	..	74	10	..	27	5
Australian Commonwealth (Total) . . . . .	<b>2,153</b>	<b>3,238</b>	<b>2,992</b>	<b>2,060</b>	<b>2,158</b>	<b>71,466</b>	<b>1,01,539</b>	<b>94,334</b>	<b>64,488</b>	<b>50,403</b>
Other British Possessions . . . . .	15	7	16	39	8	456	683	752	1,013	309
<b>TOTAL BRITISH EMPIRE</b>	<b>390,352</b>	<b>366,854</b>	<b>396,444</b>	<b>300,704</b>	<b>273,791</b>	<b>1,48,26,082</b>	<b>1,40,34,225</b>	<b>1,47,18,752</b>	<b>99,12,885</b>	<b>76,58,538</b>

GENERAL IMPORTS

( 466 )

No. 13—continued

ARTICLES, AND COUNTRIES OF CONSIGNMENT; ALSO SHARE OF EACH PROVINCE	QUANTITY					VALUE				
	1927-28	1928-29	1929-30	1930-31	1931-32	1927-28	1928-29	1929-30	1930-31	1931-32
	Cwts.	Cwts.	Cwts.	Cwts.	Cwts.	R	R	R	R	R
<i>Soap—concluded</i>										
<i>Total Soap—continued</i>										
Denmark . . . . .	282	107	255	186	561	14,851	5,930	14,252	6,609	18,322
Germany . . . . .	1,830	2,088	8,066	8,172	8,400	188,956	1,51,225	1,94,106	1,67,806	1,77,222
Netherlands . . . . .	1,487	2,160	8,130	770	909	41,447	52,649	84,226	22,744	21,49
Belgium . . . . .	66	198	201	71	212	7,525	9,135	10,855	4,728	4,77
France . . . . .	8,532	25,229	82,701	20,098	24,015	2,56,421	6,45,484	7,60,865	4,49,058	4,15,54
Italy . . . . .	458	186	540	443	283	12,486	7,467	12,341	13,118	5,71
Austria . . . . .	1,103	652	641	124	115	77,029	61,304	55,802	12,404	10,87
Czechoslovakia . . . . .	..	14	..	1	..	..	1,758	1	201	..
Native States in Arabia other than Maskat Territory and Trucial Oman	..	..	11	1	..	..	22	1,751	39	..
Java . . . . .	42	38	218	143	325	3,413	3,397	16,964	4,018	8,85
Siam . . . . .	..	5	35	1	1	7	1,794	2,019	43	2
China (exclusive of Hong-kong and Macao) . . . . .	16	163	67	4	60	1,775	3,005	2,910	485	1,48
Japan . . . . .	85	591	831	1,065	1,478	5,571	22,997	23,836	28,755	35,24
United States of America										
Via Atlantic Coast . . . . .	7,648	7,622	7,752	5,462	4,585	7,56,608	8,08,356	7,65,870	5,73,411	5,12,86
" Pacific " . . . . .	1	10	22	2	..	86	47	3,109	151	5
Other Foreign Countries . . . . .	18	23	25	80	24	543	1,285	1,247	1,990	1,17
<b>TOTAL FOREIGN COUNTRIES</b>	<b>21,577</b>	<b>39,031</b>	<b>49,495</b>	<b>31,618</b>	<b>35,093</b>	<b>13,11,216</b>	<b>17,75,900</b>	<b>19,49,654</b>	<b>12,85,550</b>	<b>12,12,61</b>
<i>Share of Bengal . . . . .</i>	<i>55,368</i>	<i>52,408</i>	<i>55,534</i>	<i>33,353</i>	<i>32,090</i>	<i>27,59,025</i>	<i>27,05,950</i>	<i>28,35,074</i>	<i>37,11,495</i>	<i>13,10,58</i>
" Bombay . . . . .	<i>167,968</i>	<i>170,592</i>	<i>191,930</i>	<i>120,935</i>	<i>121,094</i>	<i>60,07,353</i>	<i>58,19,077</i>	<i>61,10,658</i>	<i>32,86,294</i>	<i>29,74,66</i>
" Sind . . . . .	<i>34,376</i>	<i>38,343</i>	<i>43,331</i>	<i>31,337</i>	<i>31,788</i>	<i>14,56,622</i>	<i>15,62,142</i>	<i>16,81,071</i>	<i>12,14,367</i>	<i>11,12,17</i>
" Madras . . . . .	<i>37,752</i>	<i>48,890</i>	<i>52,277</i>	<i>50,024</i>	<i>41,762</i>	<i>19,37,598</i>	<i>24,75,668</i>	<i>26,60,238</i>	<i>23,10,806</i>	<i>15,52,15</i>
" Burma . . . . .	<i>116,465</i>	<i>95,652</i>	<i>104,367</i>	<i>91,873</i>	<i>33,120</i>	<i>39,26,650</i>	<i>32,47,138</i>	<i>33,31,316</i>	<i>26,75,273</i>	<i>19,22,57</i>
<b>TOTAL</b>	<b>412,420</b>	<b>405,885</b>	<b>447,939</b>	<b>332,322</b>	<b>309,784</b>	<b>1,61,37,248</b>	<b>1,58,10,025</b>	<b>1,66,68,406</b>	<b>1,11,98,235</b>	<b>88,72,154</b>
<i>Specimens (Illustrative of Natural Science* (II. 5))—</i>										
United Kingdom . . . . .	—	—	—	—	—	12,049	20,384	28,130	11,885	17,856
Ceylon . . . . .	—	—	—	—	—	25	1,412	955	1,901	240
Other British Possessions . . . . .	—	—	—	—	—	1,105	1,016	524	2,784	1,749
<b>TOTAL BRITISH EMPIRE</b>	<b>—</b>	<b>—</b>	<b>—</b>	<b>—</b>	<b>—</b>	<b>13,179</b>	<b>22,702</b>	<b>29,609</b>	<b>16,630</b>	<b>19,845</b>
Germany . . . . .	—	—	—	—	—	7,307	15,160	16,059	18,657	11,017
France . . . . .	—	—	—	—	—	..	6,600	1,045	3,689	2,317
Italy . . . . .	—	—	—	—	—	680	271	436	270	1,633
Austria . . . . .	—	—	—	—	—	..	..	4,060	..	..
United States of America—										
Via Atlantic Coast . . . . .	—	—	—	—	—	6,061	9,218	3,346	6,189	3,710
" Pacific " . . . . .	—	—	—	—	—	..	145	..	226	..
Other Foreign Countries . . . . .	—	—	—	—	—	497	579	6	229	2,524
<b>TOTAL FOREIGN COUNTRIES</b>	<b>—</b>	<b>—</b>	<b>—</b>	<b>—</b>	<b>—</b>	<b>14,545</b>	<b>31,979</b>	<b>24,952</b>	<b>29,249</b>	<b>21,201</b>
<i>Share of Bengal . . . . .</i>	<i>—</i>	<i>—</i>	<i>—</i>	<i>—</i>	<i>—</i>	<i>1,907</i>	<i>9,739</i>	<i>3,472</i>	<i>4,396</i>	<i>5,049</i>
" Bombay . . . . .	<i>—</i>	<i>—</i>	<i>—</i>	<i>—</i>	<i>—</i>	<i>13,583</i>	<i>22,543</i>	<i>35,357</i>	<i>25,053</i>	<i>21,484</i>
" Sind . . . . .	<i>—</i>	<i>—</i>	<i>—</i>	<i>—</i>	<i>—</i>	<i>2,320</i>	<i>4,390</i>	<i>5,132</i>	<i>5,377</i>	<i>5,514</i>
" Madras . . . . .	<i>—</i>	<i>—</i>	<i>—</i>	<i>—</i>	<i>—</i>	<i>6,782</i>	<i>6,363</i>	<i>7,995</i>	<i>7,518</i>	<i>6,291</i>
" Burma . . . . .	<i>—</i>	<i>—</i>	<i>—</i>	<i>—</i>	<i>—</i>	<i>3,632</i>	<i>11,206</i>	<i>2,705</i>	<i>1,935</i>	<i>2,703</i>
<b>TOTAL</b>	<b>—</b>	<b>—</b>	<b>—</b>	<b>—</b>	<b>—</b>	<b>27,724</b>	<b>54,741</b>	<b>54,561</b>	<b>45,879</b>	<b>41,046</b>

\*Free of duty.

No. 13—continued

ARTICLES AND COUNTRIES OF CONSIGNMENT; ALSO SHARE OF EACH PROVINCE	QUANTITY					VALUE				
	1927-28	1928-29	1929-30	1930-31	1931-32	1927-28	1928-29	1929-30	1930-31	1931-32
	Owts.	Owts.	Owts.	Owts.	Owts.	R	R	R	R	R
<b>Spices—</b>										
<i>Pepper (I. F.)—</i>										
United Kingdom . . . . .	..	228	..	2	..	..	4,425	..	72	..
Aden and Dependencies . . . . .	..	1,279	..	..	24	..	24,732	..	..	505
Ceylon . . . . .	113,577	130,409	120,503	109,817	97,599	32,39,640	35,25,529	33,53,098	35,37,338	20,68,255
Straits Settlements (including Labuan) . . . . .	847,281	1,168,193	1,346,186	1,008,011	989,023	1,59,11,262	1,86,37,621	2,11,99,203	1,51,85,218	1,22,36,563
Federated Malay States . . . . .	272	71	147	207	57	4,935	1,176	2,307	3,067	480
Hongkong . . . . .	..	485	826	..	..	..	4,847	3,931	..	..
Cape of Good Hope . . . . .	..	489	..	..	..	..	9,000	..	..	..
Zanzibar and Pemba . . . . .	300	66	64	84	17	5,179	1,052	1,003	782	90
Other British Possessions . . . . .	7	2	..	..	..	141	54	..	..	..
<b>TOTAL BRITISH EMPIRE</b>	<b>961,487</b>	<b>1,296,227</b>	<b>1,467,226</b>	<b>1,176,131</b>	<b>1,086,720</b>	<b>1,91,61,157</b>	<b>2,22,08,486</b>	<b>2,45,64,592</b>	<b>1,87,26,477</b>	<b>1,48,05,893</b>
Iraq . . . . .	..	161	..	..	..	..	2,225	..	..	..
Sumatra . . . . .	150	..	1	73	..	2,962	..	20	1,184	4
Java . . . . .	3,098	3,704	6,381	11,365	12,657	86,917	72,345	1,03,138	1,71,165	1,59,208
Siam . . . . .	93	93	32	136	52	2,189	680	400	1,112	478
China (exclusive of Hongkong and Macao) . . . . .	..	1,778	1,777	2,858	1,582	..	13,822	19,729	14,851	9,265
Japan . . . . .	93	..	..	..	..	1,400	..	..	..	..
Other Foreign Countries . . . . .	..	..	49	7	9	..	..	896	153	197
<b>TOTAL FOREIGN COUNTRIES</b>	<b>3,439</b>	<b>5,786</b>	<b>8,240</b>	<b>13,929</b>	<b>14,300</b>	<b>93,468</b>	<b>94,072</b>	<b>1,24,233</b>	<b>1,88,465</b>	<b>1,69,142</b>
Share of Bengal . . . . .	629,757	818,637	947,623	749,431	639,655	92,33,363	1,38,67,638	1,50,38,923	1,13,99,153	73,53,857
" Bombay . . . . .	121,676	166,439	199,733	133,294	125,372	25,11,921	28,44,920	33,69,523	18,54,600	18,00,533
" Sind . . . . .	529	2,202	719	665	10,636	11,403	33,356	11,994	16,247	2,344
" Madras . . . . .	249,414	241,630	231,746	209,963	313,708	61,47,201	55,16,051	53,63,671	42,02,734	34,99,843
" Burma . . . . .	65,500	73,655	95,635	96,897	108,751	13,00,733	12,45,645	15,14,799	14,48,303	12,28,411
<b>TOTAL</b>	<b>964,876</b>	<b>1,301,963</b>	<b>1,475,466</b>	<b>1,190,050</b>	<b>1,101,020</b>	<b>1,92,54,625</b>	<b>2,23,02,508</b>	<b>2,46,88,825</b>	<b>1,89,14,942</b>	<b>1,44,75,040</b>
<b>Cardamoms (I. F.)—</b>										
United Kingdom . . . . .	5	..	..	20	..	1,291	..	..	3,355	..
Aden and Dependencies . . . . .	..	..	7	..	..	..	..	1,458	..	..
Ceylon . . . . .	87	74	73	19	104	13,524	13,142	10,432	2,865	10,300
Straits Settlements (including Labuan) . . . . .	48	3	13	..	9	2,404	1,330	1,368	..	396
Hongkong . . . . .	54	12	126	108	106	3,993	924	8,767	6,677	5,939
<b>TOTAL BRITISH EMPIRE</b>	<b>194</b>	<b>94</b>	<b>224</b>	<b>147</b>	<b>219</b>	<b>21,217</b>	<b>15,896</b>	<b>22,025</b>	<b>13,397</b>	<b>10,745</b>
China (exclusive of Hongkong and Macao) . . . . .	638	433	1,204	964	445	50,834	35,243	73,845	47,016	28,313
Other Foreign Countries . . . . .	9	..	..	..	..	638	..	4	..	..
<b>TOTAL FOREIGN COUNTRIES</b>	<b>697</b>	<b>433</b>	<b>1,204</b>	<b>964</b>	<b>445</b>	<b>51,572</b>	<b>35,243</b>	<b>73,849</b>	<b>47,016</b>	<b>28,313</b>
Share of Bengal . . . . .	54	79	385	453	134	4,434	6,543	11,569	11,237	3,367
" Bombay . . . . .	119	63	176	103	129	13,753	12,398	17,521	10,030	11,624
" Sind . . . . .	..	..	..	5	9	..	15	13	336	570
" Madras . . . . .	713	335	367	343	392	34,603	32,239	66,772	38,210	23,997
<b>TOTAL</b>	<b>891</b>	<b>527</b>	<b>1,428</b>	<b>1,111</b>	<b>664</b>	<b>72,789</b>	<b>51,144</b>	<b>95,874</b>	<b>60,413</b>	<b>45,053</b>
<b>Cassia (I. F.)—</b>										
United Kingdom . . . . .	394	193	..	..	13	7,700	2,672	..	..	136
Ceylon . . . . .	150	..	39	..	73	3,000	..	1,530	2	926
Straits Settlements (including Labuan) . . . . .	7,766	3,289	3,362	856	1,261	1,47,938	1,43,977	61,835	11,693	16,222
Hongkong . . . . .	5,823	13,362	16,835	20,052	16,391	1,16,942	2,30,408	2,70,972	2,65,027	1,95,060
<b>TOTAL BRITISH EMPIRE</b>	<b>14,138</b>	<b>21,344</b>	<b>20,336</b>	<b>20,908</b>	<b>17,738</b>	<b>2,75,630</b>	<b>3,82,057</b>	<b>3,34,337</b>	<b>2,76,722</b>	<b>2,12,394</b>
China (exclusive of Hongkong and Macao) . . . . .	35,156	47,709	47,112	40,341	43,454	6,94,234	3,38,796	7,34,157	5,61,577	5,61,471
Japan . . . . .	589	333	..	1	..	11,683	5,556	..	10	..
Other Foreign Countries . . . . .	37	..	..	..	..	700	..	..	..	..
<b>TOTAL FOREIGN COUNTRIES</b>	<b>35,782</b>	<b>48,042</b>	<b>47,111</b>	<b>40,342</b>	<b>43,454</b>	<b>6,96,667</b>	<b>3,44,352</b>	<b>7,34,157</b>	<b>5,61,587</b>	<b>5,61,471</b>

GENERAL IMPORTS

ARTICLES AND COUNTRIES OF CONSIGNMENT; ALSO SHARE OF EACH PROVINCE	QUANTITY					VALUE				
	1927-28	1928-29	1929-30	1930-31	1931-32	1927-28	1928-29	1929-30	1930-31	1931-32
	Cwts.	Cwts.	Cwts.	Cwts.	Cwts.	R.	R.	R.	R.	R.
<b>Spices—continued.</b>										
<b>Cassia (I. F.)—contd.</b>										
Share of Bengal . . . . .	16,224	26,666	26,687	21,268	20,530	3,21,746	4,99,698	4,31,012	2,32,141	2,49,574
„ Bombay . . . . .	27,715	34,734	32,023	32,405	30,267	5,26,655	5,61,318	4,80,414	4,66,208	4,02,241
„ Sind . . . . .	2,675	2,282	2,749	4,025	4,323	56,389	42,961	46,625	50,400	40,250
„ Madras . . . . .	2,920	5,308	5,720	3,515	5,370	60,065	1,05,167	96,430	48,720	72,178
„ Burma . . . . .	386	896	768	87	702	7,442	17,265	14,063	840	8,922
<b>TOTAL</b>	<b>49,920</b>	<b>69,880</b>	<b>67,947</b>	<b>61,250</b>	<b>61,192</b>	<b>9,72,297</b>	<b>12,26,409</b>	<b>10,68,544</b>	<b>8,38,809</b>	<b>7,73,865</b>
<b>Chillies (I. F.)—</b>										
Ceylon . . . . .	152	890	382	809	612	3,684	15,298	8,114	19,042	9,458
Straits Settlements (including Labuan) . . . . .	8	252	60	11	13	284	5,185	758	319	205
Other British Possessions . . . . .	4	10	1	..	1	116	262	80	18	14
<b>TOTAL BRITISH EMPIRE</b>	<b>162</b>	<b>1,162</b>	<b>443</b>	<b>820</b>	<b>626</b>	<b>4,084</b>	<b>20,695</b>	<b>8,902</b>	<b>19,379</b>	<b>9,677</b>
<b>TOTAL FOREIGN COUNTRIES</b>	<b>..</b>	<b>1</b>	<b>3</b>	<b>1</b>	<b>..</b>	<b>..</b>	<b>18</b>	<b>109</b>	<b>24</b>	<b>11</b>
Share of Bengal . . . . .	3	184	2	..	..	34	3,518	80	..	..
„ Bombay . . . . .	..	8	45	246	..	..	200	1,444	5,888	..
„ Sind . . . . .	2	2	..	..	..	49	62	4	..	..
„ Madras . . . . .	16	806	290	564	611	274	13,778	5,943	13,165	9,437
„ Burma . . . . .	141	153	109	12	15	3,677	3,155	1,540	352	251
<b>TOTAL</b>	<b>162</b>	<b>1,158</b>	<b>446</b>	<b>821</b>	<b>626</b>	<b>4,084</b>	<b>20,713</b>	<b>9,011</b>	<b>19,403</b>	<b>9,688</b>
<b>Cinnamon (I. F.)—</b>										
Ceylon . . . . .	83	78	90	56	3	2,657	1,836	2,693	1,439	79
Straits Settlements (including Labuan) . . . . .	55	..	..	2	1	1,368	2	105	60	36
Other British Possessions . . . . .	1	..	1	..	..	33	21	107	10	49
<b>TOTAL BRITISH EMPIRE</b>	<b>139</b>	<b>78</b>	<b>91</b>	<b>58</b>	<b>4</b>	<b>4,058</b>	<b>1,859</b>	<b>2,895</b>	<b>1,509</b>	<b>164</b>
Peru . . . . .	40	..	..	..	..	3,900	..	..	..	..
Other Foreign Countries . . . . .	..	..	..	..	..	..	328	99	40	100
<b>TOTAL FOREIGN COUNTRIES</b>	<b>40</b>	<b>..</b>	<b>..</b>	<b>..</b>	<b>..</b>	<b>3,900</b>	<b>328</b>	<b>99</b>	<b>40</b>	<b>100</b>
Share of Bengal . . . . .	40	..	..	..	..	3,900	..	..	..	..
„ Bombay . . . . .	1	..	..	..	..	33	..	..	6	..
„ Madras . . . . .	138	78	90	58	3	4,025	1,828	2,683	1,499	124
„ Burma . . . . .	..	..	1	..	1	..	349	311	65	140
<b>TOTAL</b>	<b>179</b>	<b>78</b>	<b>91</b>	<b>58</b>	<b>4</b>	<b>7,958</b>	<b>2,187</b>	<b>2,994</b>	<b>1,569</b>	<b>264</b>
<b>Cloves (I. F.)—</b>										
United Kingdom . . . . .	3,457	1,949	181	60	757	33,729	20,139	5,568	950	8,726
Aden and Dependencies . . . . .	12	..	..	29	..	90	..	..	2,000	..
Ceylon . . . . .	74	476	214	139	266	4,022	23,881	16,919	8,305	12,159
Straits Settlements (including Labuan) . . . . .	90	701	120	111	7	2,570	48,519	9,537	7,881	371
Hongkong . . . . .	..	272	201	..	..	..	5,700	3,197	43	..
Zanzibar and Pemba . . . . .	68,945	51,244	67,479	49,011	65,514	37,85,434	31,20,275	43,65,501	32,92,778	39,70,084
Kenya Colony . . . . .	..	11	4,118	2,824	1,250	..	611	2,44,014	2,06,394	88,559
Other British Possessions . . . . .	..	..	29	..	..	2	..	820	..	..
<b>TOTAL BRITISH EMPIRE</b>	<b>72,578</b>	<b>54,658</b>	<b>72,837</b>	<b>52,174</b>	<b>67,794</b>	<b>38,25,847</b>	<b>32,19,125</b>	<b>46,45,056</b>	<b>35,17,846</b>	<b>40,74,899</b>

## No 13 - continued

ARTICLES AND COUNTRIES OF CONSIGNMENT; ALSO SHARE OF EACH PROVINCE	QUANTITY					VALUE				
	1927-28	1928-29	1929-30	1930-31	1931-32	1927-28	1928-29	1929-30	1930-31	1931-32
<b>Spices—continued</b>										
<b>Cloves (I. F)—continued</b>	Cwts.	Cwts.	Cwts.	Cwts.	Cwts.	R	R	R	R	R
Germany . . . . .	5,839	6,785	7,323	8,245	14,096	33,079	39,600	45,228	69,420	1,39,537
Netherlands . . . . .	298	..	1,106	197	485	1,905	..	10,516	1,600	3,334
France . . . . .	..	2,081	325	1,938	192	..	1,33,866	32,889	1,23,819	14,075
Italy . . . . .	..	..	..	..	100	..	..	..	..	7,920
Iraq . . . . .	..	..	42	..	..	..	..	2,365	..	..
China (exclusive of Hongkong and Macao) . . . . .	..	..	..	143	..	..	..	..	2,675	..
Java . . . . .	..	166	..	..	..	..	10,279	..	1	..
Madagascar . . . . .	40	342	..	193	98	1,903	29,867	..	11,016	4,490
Portuguese East Africa . . . . .	..	..	565	..	..	..	..	22,999	..	..
United States of America— Via Atlantic Coast . . . . .	4,066	4,593	988	1,253	205	36,805	46,515	16,945	22,406	4,900
Other Foreign Countries . . . . .	20	4	..	..	..	227	280	..	..	..
<b>TOTAL FOREIGN COUNTRIES</b>	<b>10,263</b>	<b>13,971</b>	<b>10,344</b>	<b>11,974</b>	<b>16,076</b>	<b>73,916</b>	<b>2,60,257</b>	<b>1,33,942</b>	<b>2,30,934</b>	<b>1,74,316</b>
<b>Share of Bengal . . . . .</b>	<b>17,334</b>	<b>14,620</b>	<b>16,140</b>	<b>13,354</b>	<b>17,789</b>	<b>9,91,140</b>	<b>8,74,941</b>	<b>10,71,322</b>	<b>8,45,995</b>	<b>10,66,226</b>
.. Bombay . . . . .	63,577	53,100	66,151	51,516	66,544	28,37,326	35,49,935	36,83,070	28,34,299	31,67,585
.. Sind . . . . .	..	16	..	6	14	..	903	..	373	611
.. Madras . . . . .	577	339	321	270	523	32,288	19,515	18,568	17,914	24,790
.. Burma . . . . .	353	499	69	3	..	39,009	34,038	6,038	226	3
<b>TOTAL</b>	<b>82,841</b>	<b>68,624</b>	<b>82,681</b>	<b>64,148</b>	<b>83,870</b>	<b>38,99,768</b>	<b>34,79,382</b>	<b>47,78,998</b>	<b>37,48,780</b>	<b>42,49,215</b>
<b>Ginger (I. F)—</b>	Cwts.	Cwts.	Cwts.	Cwts.	Cwts.					
United Kingdom . . . . .	5	1	4	1	2	508	33	306	173	50
Straits Settlements (including Labuan) . . . . .	49	93	..	45	6	3,869	2,384	..	1,097	51
Federated Malay States . . . . .	..	..	19	..	..	..	..	1,440	..	..
Hongkong . . . . .	2	253	120	18	..	57	7,897	3,021	610	..
Other British Possessions . . . . .	..	..	1	27	..	13	7	19	613	10
<b>TOTAL BRITISH EMPIRE</b>	<b>50</b>	<b>347</b>	<b>144</b>	<b>91</b>	<b>8</b>	<b>9,447</b>	<b>10,321</b>	<b>4,786</b>	<b>2,513</b>	<b>111</b>
China (exclusive of Hongkong and Macao) . . . . .	6	203	111	28	..	225	7,568	4,370	1,064	..
Japan . . . . .	1,370	5,869	4,144	1,954	719	44,974	1,87,250	1,44,738	61,207	18,851
Other Foreign Countries . . . . .	..	4	..	4	..	33	301	3	161	..
<b>TOTAL FOREIGN COUNTRIES</b>	<b>1,386</b>	<b>6,136</b>	<b>4,255</b>	<b>1,986</b>	<b>719</b>	<b>45,232</b>	<b>1,95,119</b>	<b>1,49,120</b>	<b>62,422</b>	<b>18,851</b>
<b>Share of Bengal . . . . .</b>	<b>473</b>	<b>1,320</b>	<b>942</b>	<b>274</b>	<b>427</b>	<b>16,088</b>	<b>45,954</b>	<b>34,443</b>	<b>3,034</b>	<b>10,011</b>
.. Bombay . . . . .	952	5,161	3,434	1,730	294	37,306	1,59,428	1,18,447	54,723	3,399
.. Sind . . . . .	1	..	..	..	..	33	..	..	..	..
.. Madras . . . . .	10	..	20	40	..	714	31	882	1,351	10
.. Burma . . . . .	..	2	3	33	6	38	27	154	327	51
<b>TOTAL</b>	<b>1,441</b>	<b>6,483</b>	<b>4,399</b>	<b>2,077</b>	<b>727</b>	<b>54,679</b>	<b>2,05,440</b>	<b>1,53,906</b>	<b>64,935</b>	<b>19,962</b>
<b>Nutmegs (I. F)—</b>	Cwts.	Cwts.	Cwts.	Cwts.	Cwts.					
Ceylon . . . . .	281	479	538	431	361	10,859	18,818	25,849	13,676	8,273
Straits Settlements (including Labuan) . . . . .	8,089	8,481	10,549	8,590	8,244	6,43,890	6,06,349	7,14,665	5,01,297	3,76,904
Hongkong . . . . .	31	..	..	..	..	1,515	..	..	..	..
Zanzibar and Pemba . . . . .	..	..	..	26	32	..	..	..	2,150	1,757
Nyasaland Protectorate . . . . .	13	..	..	..	..	1,600	..	..	..	..
Other British Possessions . . . . .	..	..	..	2	..	6	..	..	82	1
<b>TOTAL BRITISH EMPIRE</b>	<b>8,419</b>	<b>9,960</b>	<b>11,087</b>	<b>9,049</b>	<b>8,637</b>	<b>6,57,870</b>	<b>6,25,167</b>	<b>7,40,514</b>	<b>5,17,205</b>	<b>3,87,055</b>

GENERAL IMPORTS

( 470 )

No. 13—continued

ARTICLES, AND COUNTRIES OF CONSIGNMENT; ALSO SHARE OF EACH PROVINCE	QUANTITY					VALUE				
	1927-28	1928-29	1929-30	1930-31	1931-32	1927-28	1928-29	1929-30	1930-31	1931-32
<i>Spices—continued</i>										
<i>Nutmegs (I. F)—contd.</i>										
	Owts.	Owts.	Owts.	Owts.	Owts.	R	R	R	R	R
Iraq . . . . .	..	20	..	..	..	..	1,500	..	..	..
Java . . . . .	55	..	2	146	50	3,458	..	70	6,545	2,100
Portuguese East Africa . . . . .	..	..	..	11	184	..	..	..	127	1,206
<b>TOTAL FOREIGN COUNTRIES</b>	<b>55</b>	<b>20</b>	<b>2</b>	<b>167</b>	<b>184</b>	<b>3,458</b>	<b>1,500</b>	<b>70</b>	<b>6,672</b>	<b>3,306</b>
Share of Bengal . . . . .	2,396	2,573	2,724	2,624	2,128	1,84,776	1,45,580	1,95,967	1,73,214	81,037
„ Bombay . . . . .	4,228	4,210	4,793	4,366	4,337	3,73,202	3,64,775	4,21,216	2,67,423	2,36,606
„ Sind . . . . .	13	21	291	62	50	735	1,447	2,254	2,196	1,752
„ Madras . . . . .	682	961	875	722	729	45,554	63,659	56,656	22,354	29,627
„ Burma . . . . .	1,155	1,215	1,301	866	1,017	57,061	51,208	62,891	36,590	31,320
<b>TOTAL</b>	<b>8,474</b>	<b>8,980</b>	<b>11,089</b>	<b>9,206</b>	<b>8,821</b>	<b>6,61,328</b>	<b>6,26,667</b>	<b>7,40,584</b>	<b>5,23,277</b>	<b>3,90,381</b>
<i>Pepper (I. F)—</i>										
	Owts.	Owts.	Owts.	Owts.	Owts.					
United Kingdom . . . . .	231	3	20	617	38	19,058	377	1,823	51,968	5,502
Ceylon . . . . .	123	1,563	960	333	376	5,805	1,04,196	78,369	19,477	22,745
Straits Settlements (including Labuan) . . . . .	5,565	11,111	4,744	11,470	7,965	4,72,307	9,69,598	4,57,442	7,53,510	4,85,105
Zanzibar and Pemba . . . . .	82	122	88	150	72	7,220	12,205	6,640	11,485	4,471
Other British Possessions . . . . .	5	14	..	1	..	500	975	..	61	19
<b>TOTAL BRITISH EMPIRE</b>	<b>6,006</b>	<b>12,813</b>	<b>5,812</b>	<b>12,571</b>	<b>8,451</b>	<b>5,04,890</b>	<b>10,87,361</b>	<b>5,44,279</b>	<b>8,36,496</b>	<b>5,18,843</b>
Java . . . . .	9	794	975	2,208	1,546	831	73,155	89,804	1,89,838	83,657
Egypt . . . . .	..	..	9	..	..	..	..	1,000	..	..
Other Foreign Countries . . . . .	1	..	..	4	13	71	20	..	305	954
<b>TOTAL FOREIGN COUNTRIES</b>	<b>10</b>	<b>794</b>	<b>984</b>	<b>2,212</b>	<b>1,559</b>	<b>902</b>	<b>73,175</b>	<b>89,804</b>	<b>1,90,143</b>	<b>84,611</b>
Share of Bengal . . . . .	2,663	7,355	2,454	7,427	2,455	2,22,061	6,70,618	2,29,532	4,87,192	2,04,285
„ Bombay . . . . .	2,166	2,927	3,141	6,131	5,880	1,85,895	2,27,715	2,03,070	4,49,996	2,64,577
„ Sind . . . . .	3	5	94	2	21	391	467	189	125	757
„ Madras . . . . .	633	1,524	592	640	235	43,822	1,07,058	43,484	45,489	14,214
„ Burma . . . . .	546	676	515	523	439	42,617	54,668	42,308	42,927	19,020
<b>TOTAL</b>	<b>6,016</b>	<b>13,907</b>	<b>6,796</b>	<b>14,783</b>	<b>10,010</b>	<b>5,05,792</b>	<b>11,60,526</b>	<b>6,34,083</b>	<b>10,26,639</b>	<b>6,03,453</b>
<i>Other sorts (I. F)—</i>										
	Owts.	Owts.	Owts.	Owts.	Owts.					
United Kingdom . . . . .	80	1	..	4	4	2,718	38	..	557	922
Ceylon . . . . .	48	70	68	56	133	6,586	9,200	8,633	6,646	5,597
Straits Settlements (including Labuan) . . . . .	1,960	2,746	2,229	1,916	1,764	2,94,986	2,86,595	3,43,804	2,48,608	2,26,542
Hongkong . . . . .	152	296	547	1,410	464	5,483	9,453	15,592	23,364	7,725
Zanzibar and Pemba . . . . .	112	..	..	8	..	727	..	..	1,700	..
Other British Possessions . . . . .	2	1	..	..	1	30	221	2	..	107
<b>TOTAL BRITISH EMPIRE</b>	<b>2,355</b>	<b>3,114</b>	<b>2,844</b>	<b>3,294</b>	<b>2,366</b>	<b>3,10,530</b>	<b>3,05,507</b>	<b>3,68,081</b>	<b>2,80,875</b>	<b>2,40,893</b>
Germany . . . . .	185	..	..	..	..	1,365	..	..	..	..
Netherlands . . . . .	..	100	..	..	..	..	3,304	..	..	..
France . . . . .	..	493	40	..	..	17	6,028	1,022	..	..
Iraq . . . . .	1	16	..	..	..	40	3,300	..	21	..
Persia . . . . .	87	3	4	..	15	2,075	479	276	..	258
Java . . . . .	3	..	1	13	10	1,970	49	26	3,807	1,697
China (exclusive of Hongkong and Macao) . . . . .	185	..	205	33	..	3,100	..	6,375	846	..
Japan . . . . .	1,112	280	839	383	715	32,718	8,839	25,998	10,066	13,717
Other Foreign Countries . . . . .	1	..	3	..	..	11	23	601	..	..
<b>TOTAL FOREIGN COUNTRIES</b>	<b>1,579</b>	<b>892</b>	<b>1,092</b>	<b>444</b>	<b>740</b>	<b>41,296</b>	<b>22,072</b>	<b>34,308</b>	<b>14,740</b>	<b>15,872</b>
Share of Bengal . . . . .	820	751	288	259	408	63,415	63,421	64,105	49,039	44,255
„ Bombay . . . . .	2,324	2,251	2,092	2,301	2,184	2,11,963	1,90,201	2,23,588	1,68,477	1,54,333
„ Sind . . . . .	3	..	2	4	25	91	..	1,113	852	2,343
„ Madras . . . . .	221	223	364	293	342	46,335	49,362	67,648	45,064	43,494
„ Burma . . . . .	196	121	124	221	122	30,023	23,995	35,885	32,123	11,646
<b>TOTAL</b>	<b>3,934</b>	<b>4,006</b>	<b>3,936</b>	<b>3,938</b>	<b>3,106</b>	<b>3,51,826</b>	<b>3,27,579</b>	<b>4,02,389</b>	<b>2,95,615</b>	<b>2,56,565</b>

No. 13—continued

ARTICLES, AND COUNTRIES OF CONSIGNMENT; ALSO SHARE OF EACH PROVINCE	QUANTITY					VALUE				
	1927-28	1928-29	1929-30	1930-31	1931-32	1927-28	1928-29	1929-30	1930-31	1931-32
	Cwts.	Cwts.	Cwts.	Cwts.	Cwts.	R	R	R	R	R
<b>Total Spices—</b>										
United Kingdom . . . . .	4,177	2,375	205	706	814	65,159	27,684	7,702	57,662	15,432
Aden and Dependencies . . . . .	15	1,279	8	29	24	130	24,732	1,488	2,000	528
Ceylon . . . . .	114,575	134,039	122,917	171,685	99,527	32,89,790	37,11,907	35,10,634	36,09,319	21,38,862
Straits Settlements (including Labuan) . . . . .	870,909	1,194,879	1,367,768	1,029,012	1,008,293	1,74,85,928	2,07,07,010	2,27,88,767	1,07,09,203	1,33,42,490
Federated Malay States . . . . .	272	86	106	207	58	4,935	2,372	3,747	3,076	582
Hongkong . . . . .	6,068	14,650	18,206	21,588	16,961	1,27,995	2,59,250	3,05,837	2,95,750	2,08,778
Cape of Good Hope . . . . .	..	489	..	..	..	..	9,000	..	..	..
Zanzibar and Pemba . . . . .	69,439	51,432	67,631	49,279	65,635	37,98,560	31,38,532	43,73,144	33,08,890	39,76,402
Kenya Colony . . . . .	..	19	4,113	2,824	1,250	..	811	2,44,014	2,06,894	83,559
Nyasaland Protectorate . . . . .	18	..	..	..	..	1,000	..	..	..	..
Other British Possessions . . . . .	12	4	30	3	1	653	116	334	145	15
<b>TOTAL BRITISH EMPIRE</b>	<b>1,065,485</b>	<b>1,309,282</b>	<b>1,581,044</b>	<b>1,275,338</b>	<b>1,192,593</b>	<b>2,47,74,750</b>	<b>2,78,76,414</b>	<b>3,12,35,467</b>	<b>2,41,92,439</b>	<b>1,07,66,648</b>
Germany . . . . .	6,024	6,785	7,323	8,245	14,996	34,441	39,500	43,228	69,420	1,39,537
Netherlands . . . . .	288	100	1,106	197	485	1,905	3,304	10,510	1,600	3,334
France . . . . .	37	2,574	865	1,938	192	717	1,39,894	33,921	1,28,819	14,075
Italy . . . . .	..	4	..	..	100	..	301	..	..	7,90
Iraq . . . . .	1	197	42	..	..	20	7,025	2,305	27	..
Persia . . . . .	87	3	5	..	15	2,075	479	320	..	258
Sumatra . . . . .	150	..	1	73	..	2,962	..	20	1,184	4
Java . . . . .	3,170	4,665	7,360	13,732	14,268	93,176	1,55,846	1,92,115	3,71,540	2,46,673
Slam . . . . .	98	93	32	136	52	2,190	1,008	415	1,144	578
China (exclusive of Hongkong and Macao) . . . . .	36,035	50,183	50,408	43,876	45,494	7,38,493	9,00,434	8,38,569	6,28,323	5,09,990
Japan . . . . .	3,182	6,482	4,983	2,343	1,434	91,463	2,01,695	1,70,747	71,283	32,570
Egypt . . . . .	..	..	9	..	..	..	..	1,000	..	..
Portuguese East Africa . . . . .	..	..	565	11	134	..	..	22,999	127	1,208
Madagascar . . . . .	40	342	..	193	98	1,903	29,867	1	11,010	4,490
United States of America— Via Atlantic Coast . . . . .	4,066	4,593	936	1,260	205	36,805	46,538	17,538	22,444	4,900
Peru . . . . .	40	..	..	..	..	3,900	..	..	..	..
Other Foreign Countries . . . . .	21	4	50	5	9	341	250	931	122	197
<b>TOTAL FOREIGN COUNTRIES</b>	<b>53,249</b>	<b>76,025</b>	<b>73,235</b>	<b>72,009</b>	<b>77,477</b>	<b>10,10,891</b>	<b>15,26,141</b>	<b>19,39,691</b>	<b>18,02,043</b>	<b>10,55,793</b>
Share of Bengal . . . . .	570,069	372,185	998,250	794,092	684,524	1,10,42,007	1,49,07,908	1,70,76,958	1,32,61,544	95,18,103
.. Bombay . . . . .	223,268	270,553	312,598	232,596	234,487	66,98,553	70,10,890	81,28,893	61,51,597	62,37,642
.. Sind . . . . .	3,231	4,528	3,961	4,768	14,968	69,098	84,211	62,191	65,028	48,628
.. Madras . . . . .	255,389	251,424	240,385	216,674	226,973	64,34,887	59,09,248	56,27,717	44,53,000	37,18,312
.. Burma . . . . .	66,777	76,617	98,585	99,212	109,083	15,40,598	14,30,298	16,79,399	15,63,313	12,99,758
<b>TOTAL</b>	<b>1,118,784</b>	<b>1,475,307</b>	<b>1,654,279</b>	<b>1,347,342</b>	<b>1,270,040</b>	<b>2,57,85,141</b>	<b>2,94,02,555</b>	<b>3,25,75,158</b>	<b>2,54,94,482</b>	<b>2,08,22,441</b>
<b>Starch and Farina—</b>										
<b>Starch (III. V)—</b>										
United Kingdom . . . . .	1,447	2,208	2,216	2,821	1,438	39,733	49,632	58,253	48,850	33,577
Ceylon . . . . .	..	..	1,490	..	..	..	..	14,775	..	..
Straits Settlements (including Labuan) . . . . .	125,575	80,459	539	338	337	11,57,005	6,27,400	3,843	2,271	1,752
Nyasaland Protectorate . . . . .	167	..	..	..	..	1,573	..	..	..	..
Victoria . . . . .	..	103	..	..	..	..	3,182	..	..	..
New South Wales . . . . .	..	183	..	..	..	..	5,771	..	..	..
Australian Commonwealth (Total) . . . . .	..	286	..	..	..	..	8,953	..	..	..
Other British Possessions . . . . .	2	..	..	..	..	41	8	20	20	..
<b>TOTAL BRITISH EMPIRE</b>	<b>127,191</b>	<b>32,953</b>	<b>4,155</b>	<b>3,159</b>	<b>1,770</b>	<b>11,98,362</b>	<b>6,85,993</b>	<b>71,891</b>	<b>51,141</b>	<b>35,329</b>
Germany . . . . .	3,097	742	2,841	2,130	2,691	60,590	11,010	30,349	20,421	24,093
Netherlands . . . . .	4,612	13,868	22,583	16,717	85,212	1,04,728	2,61,121	4,27,541	2,63,932	4,07,083
Belgium . . . . .	19,759	19,447	43,315	36,032	30,689	1,94,970	2,11,830	4,60,187	3,31,481	2,46,052
Luxemburg . . . . .	..	..	..	..	750	..	..	..	..	11,962
Italy . . . . .	160	201	540	741	643	2,769	3,463	7,441	9,353	7,234

GENERAL IMPORTS

ARTICLES, AND COUNTRIES OF CONSIGNMENT; ALSO SHARE OF EACH PROVINCE	QUANTITY					VALUE				
	1927-28	1928-29	1929-30	1930-31	1931-32	1927-28	1928-29	1929-30	1930-31	1931-32
	Cwts.	Cwts.	Cwts.	Cwts.	Cwts.	R.	R.	R.	R.	R.
<b>Starch and Farina—contd.</b>										
<i>Starch (III. V)—contd.</i>										
Austria . . . . .	..	20	30	4,854	200	..	347	177	46,799	1,840
Czechoslovakia . . . . .	..	..	300	53,887	46,229	..	..	3,128	4,72,375	3,81,395
Serb Croat Slovene State . . . . .	..	..	..	..	150	..	..	..	..	2,398
Persia . . . . .	153	..	..	..	..	7,650	..	..	..	..
Java . . . . .	3,899	..	..	..	..	38,456	..	..	..	..
China (exclusive of Hong-kong and Macao) . . . . .	..	1,209	..	..	..	..	8,547	..	..	..
Japan . . . . .	2,532	5,135	9	50	8	22,356	37,722	158	701	137
United States of America— Via Atlantic Coast . . . . .	94,438	92,504	117,223	22,665	23,830	9,91,559	10,20,883	13,36,007	2,33,510	2,18,264
„ Pacific „ . . . . .	..	812	..	..	..	12	3,864	..	..	..
Other Foreign Countries . . . . .	21	..	21	76	1	300	..	236	709	12
<b>TOTAL FOREIGN COUNTRIES</b>	<b>129,561</b>	<b>193,438</b>	<b>186,862</b>	<b>187,152</b>	<b>140,402</b>	<b>14,23,444</b>	<b>15,59,387</b>	<b>22,65,169</b>	<b>13,99,231</b>	<b>18,00,010</b>
<i>Share of Bengal . . . . .</i>	<i>74,918</i>	<i>82,274</i>	<i>100,995</i>	<i>79,043</i>	<i>54,617</i>	<i>3,08,120</i>	<i>9,34,096</i>	<i>12,04,011</i>	<i>7,98,797</i>	<i>4,93,505</i>
„ Bombay . . . . .	179,056	129,845	85,747	56,943	33,901	17,71,498	12,53,304	10,67,340	5,95,267	7,95,249
„ Sind . . . . .	809	1,042	1,806	1,491	1,619	13,687	16,108	27,046	19,926	20,040
„ Madras . . . . .	1,318	1,743	1,628	1,767	1,683	17,041	22,186	25,171	24,037	19,431
„ Burma . . . . .	651	1,487	843	1,067	353	11,470	19,688	12,992	14,395	7,114
<b>TOTAL</b>	<b>256,752</b>	<b>216,391</b>	<b>191,017</b>	<b>140,311</b>	<b>142,172</b>	<b>26,21,796</b>	<b>22,45,380</b>	<b>23,37,060</b>	<b>14,50,422</b>	<b>13,35,389</b>
<b>Farina and Potato flour (III. V)</b>										
United Kingdom . . . . .	787	240	20	2,810	370	10,326	3,624	1,048	20,072	7,640
Straits Settlements (including Labuan) . . . . .	..	..	255	..	..	..	..	1,926	..	..
Other British Possessions . . . . .	..	8	1	..	..	..	56	13	..	..
<b>TOTAL BRITISH EMPIRE</b>	<b>787</b>	<b>248</b>	<b>276</b>	<b>2,810</b>	<b>370</b>	<b>10,326</b>	<b>3,680</b>	<b>2,987</b>	<b>20,072</b>	<b>7,640</b>
Georgia . . . . .	4,501	..	..	..	..	57,131	..	..	..	..
Poland (including Dantzig) . . . . .	..	..	..	..	257	..	..	..	..	2,213
Germany . . . . .	7,584	6,276	6,165	12,620	7,492	95,621	68,327	57,522	85,279	51,324
Netherlands . . . . .	57,571	35,636	61,168	68,794	100,143	7,08,385	4,03,170	5,56,517	4,97,098	7,37,249
Belgium . . . . .	1,295	907	1,145	975	1,005	16,525	10,232	10,599	7,131	7,291
United States of America— Via Atlantic Coast . . . . .	..	..	15	..	1,100	..	..	825	..	8,619
Other Foreign Countries . . . . .	..	79	..	1	..	..	803	..	60	..
<b>TOTAL FOREIGN COUNTRIES</b>	<b>70,951</b>	<b>42,893</b>	<b>68,493</b>	<b>82,390</b>	<b>109,997</b>	<b>3,77,662</b>	<b>4,82,532</b>	<b>6,25,463</b>	<b>5,89,598</b>	<b>8,06,695</b>
<i>Share of Bengal . . . . .</i>	<i>1,362</i>	<i>3,457</i>	<i>6,379</i>	<i>14,225</i>	<i>11,624</i>	<i>18,561</i>	<i>40,935</i>	<i>60,475</i>	<i>1,11,427</i>	<i>80,765</i>
„ Bombay . . . . .	68,143	33,086	59,907	69,143	97,434	3,39,063	4,22,321	5,41,751	4,85,860	7,18,690
„ Sind . . . . .	3	139	44	173	360	161	1,865	490	1,416	3,037
„ Madras . . . . .	1,803	1,112	1,638	1,091	1,174	24,377	15,992	17,051	6,190	9,736
„ Burma . . . . .	422	347	801	553	275	5,826	5,999	3,683	4,747	2,157
<b>TOTAL</b>	<b>71,738</b>	<b>43,141</b>	<b>68,769</b>	<b>85,200</b>	<b>110,367</b>	<b>3,87,983</b>	<b>4,86,212</b>	<b>6,28,450</b>	<b>6,09,040</b>	<b>8,14,335</b>
<b>Sago Flour (III. V) (a)</b>										
United Kingdom . . . . .	..	..	1,320	1,146	2,633	..	..	14,976	10,738	15,316
Straits Settlements (including Labuan) . . . . .	..	..	169,861	209,463	225,737	..	..	13,10,343	13,56,665	12,25,007
Other British Possessions . . . . .	..	..	..	183	276	..	..	..	650	1,589
<b>TOTAL BRITISH EMPIRE</b>	<b>..</b>	<b>..</b>	<b>171,181</b>	<b>210,747</b>	<b>228,646</b>	<b>..</b>	<b>..</b>	<b>18,25,319</b>	<b>13,68,043</b>	<b>12,41,912</b>
Java . . . . .	..	..	..	994	3,504	..	..	..	7,480	54,265
Japan . . . . .	..	..	4,939	503	2,743	..	..	36,116	3,216	16,623
Egypt . . . . .	..	..	..	336	..	..	..	..	2,093	..
<b>TOTAL FOREIGN COUNTRIES</b>	<b>..</b>	<b>..</b>	<b>4,939</b>	<b>1,833</b>	<b>11,247</b>	<b>..</b>	<b>..</b>	<b>36,116</b>	<b>12,794</b>	<b>70,888</b>
<i>Share of Bengal . . . . .</i>	<i>..</i>	<i>..</i>	<i>26,426</i>	<i>23,171</i>	<i>46,358</i>	<i>..</i>	<i>..</i>	<i>2,25,499</i>	<i>3,08,730</i>	<i>3,12,636</i>
„ Bombay . . . . .	..	..	120,131	153,932	168,524	..	..	3,93,552	9,54,524	3,50,071
„ Sind . . . . .	..	..	34	33	34	..	..	265	233	219
„ Madras . . . . .	..	..	29,232	30,123	24,850	..	..	2,39,667	2,14,362	1,48,924
„ Burma . . . . .	..	..	247	276	127	..	..	2,461	2,493	950
<b>TOTAL</b>	<b>..</b>	<b>..</b>	<b>176,120</b>	<b>212,535</b>	<b>239,393</b>	<b>..</b>	<b>..</b>	<b>13,61,435</b>	<b>13,80,842</b>	<b>13,12,300</b>
<b>Total Starch and Farina—</b>										
United Kingdom . . . . .	2,234	2,448	3,556	6,777	4,936	50,059	53,256	69,277	79,655	56,533
Ceylon . . . . .	..	..	1,400	..	188	..	..	14,775	..	740
Straits Settlements (including Labuan) . . . . .	125,575	80,459	170,655	209,801	226,074	11,57,005	6,27,400	13,16,112	13,58,936	12,36,759
Nyasaland Protectorate . . . . .	167	..	..	..	..	1,573	..	..	..	..
Victoria . . . . .	..	103	..	..	..	..	3,132	..	..	..
New South Wales . . . . .	..	188	..	..	..	..	5,771	..	..	..
Australian Commonwealth (Total) . . . . .	..	236	..	..	..	..	3,953	..	..	..
Other British Possessions . . . . .	2	3	1	133	133	41	64	33	670	340
<b>TOTAL BRITISH EMPIRE</b>	<b>127,978</b>	<b>83,190</b>	<b>175,612</b>	<b>216,716</b>	<b>231,286</b>	<b>12,08,678</b>	<b>6,89,673</b>	<b>14,00,197</b>	<b>14,39,261</b>	<b>12,84,331</b>

(a) Separately recorded from 1929-30.



No. 13—continued

ARTICLES AND COUNTRIES OF CONSIGNMENT; ALSO SHARE OF EACH PROVINCE	QUANTITY					VALUE				
	1927-28	1928-29	1929-30	1930-31	1931-32	1927-28	1928-29	1929-30	1930-31	1931-32
<b>Starch and Farina—continued</b>										
<i>Total Starch and Farina—continued</i>										
Georgia . . . . .	4,501	..	..	..	..	57,181	..	..	..	..
Poland (including Dantzig). . . . .	..	..	..	..	257	..	..	..	..	2,213
Germany . . . . .	11,581	7,018	9,006	14,750	10,183	1,56,211	79,937	87,871	1,05,700	75,417
Netherlands . . . . .	62,183	49,504	83,751	85,511	135,355	8,13,111	6,64,291	9,84,058	7,81,030	11,44,332
Belgium . . . . .	21,054	20,354	44,460	37,007	31,694	2,11,495	2,22,062	4,70,736	3,38,612	2,58,343
Luxemburg . . . . .	..	..	..	..	750	..	..	..	..	11,952
Italy . . . . .	160	201	540	741	642	2,769	3,463	7,441	9,353	7,284
Austria . . . . .	..	20	30	4,854	200	..	347	177	46,799	1,340
Czechoslovakia . . . . .	..	..	300	53,887	46,229	..	..	3,128	4,72,375	3,81,395
Serb-Croat Slovene State . . . . .	..	..	..	..	150	..	..	..	..	2,398
Perala . . . . .	153	..	..	..	..	7,650	..	..	..	..
Java . . . . .	3,889	..	..	994	8,504	38,456	..	..	7,480	54,265
China (exclusive of Hongkong and Macao) . . . . .	..	1,209	..	1	..	..	8,547	..	60	..
Japan . . . . .	2,532	5,185	4,948	558	2,751	22,356	37,722	36,269	3,917	16,760
Egypt . . . . .	1	..	..	336	..	56	..	..	2,098	..
United States of America— Via Atlantic Coast . . . . .	94,438	92,504	117,238	22,065	24,930	9,91,559	10,20,883	18,36,832	2,38,510	2,26,882
" Pacific " . . . . .	..	312	..	..	..	12	3,864	..	..	..
Other Foreign Countries . . . . .	20	79	21	76	1	300	808	236	709	12
<b>TOTAL FOREIGN COUNTRIES</b>	<b>200,512</b>	<b>176,386</b>	<b>260,294</b>	<b>221,380</b>	<b>261,646</b>	<b>23,01,106</b>	<b>20,41,919</b>	<b>29,26,748</b>	<b>20,01,643</b>	<b>21,77,598</b>
<i>Share of Bengal . . . . .</i>	<i>76,330</i>	<i>85,731</i>	<i>133,800</i>	<i>121,439</i>	<i>112,599</i>	<i>3,26,631</i>	<i>9,75,031</i>	<i>14,89,976</i>	<i>11,16,954</i>	<i>3,86,906</i>
" Bombay . . . . .	247,304	167,931	265,785	230,073	349,359	26,10,561	16,75,625	25,03,143	20,35,651	23,63,910
" Sind . . . . .	313	1,181	1,884	1,702	2,013	13,828	17,971	27,301	21,875	23,346
" Madras . . . . .	3,121	2,355	32,548	32,931	27,707	41,418	23,173	2,31,339	2,45,989	1,78,091
" Burma . . . . .	1,073	1,334	1,391	1,901	754	17,396	24,737	24,136	21,635	10,221
<b>TOTAL</b>	<b>328,490</b>	<b>259,532</b>	<b>435,908</b>	<b>438,096</b>	<b>492,932</b>	<b>35,09,784</b>	<b>27,31,592</b>	<b>43,26,945</b>	<b>34,40,904</b>	<b>34,62,474</b>
<b>Stationery (excluding paper)— Pencils (excluding slate pencils) (III. M)—</b>										
United Kingdom . . . . .	214,517	234,274	195,481	166,320	87,355	1,48,371	1,46,399	1,30,725	1,02,673	65,968
Straits Settlements (including Labuan) . . . . .	1,913	9,654	3,789	208	591	275	1,425	729	124	257
Other British Possessions . . . . .	83	7,052	70	1,022	52	252	1,689	34	98	163
<b>TOTAL BRITISH EMPIRE</b>	<b>216,513</b>	<b>250,980</b>	<b>199,340</b>	<b>167,550</b>	<b>87,998</b>	<b>1,49,398</b>	<b>1,50,013</b>	<b>1,31,488</b>	<b>1,02,890</b>	<b>66,388</b>
Denmark . . . . .	..	5,274	..	536	19	..	1,332	..	245	69
Germany . . . . .	1,348,769	1,995,037	2,212,394	1,335,848	1,076,762	4,30,737	6,15,852	6,41,952	3,83,572	2,72,693
Netherlands . . . . .	734	276	99	390	84,150	412	296	133	316	16,579
France . . . . .	10,734	7,329	1,057	8,502	1,198	2,322	2,008	1,004	1,981	809
Switzerland . . . . .	235	156	3,277	111	642	137	85	3,604	136	243
Italy . . . . .	6,295	5,540	1,013	14,409	3,346	3,331	2,552	667	4,593	2,168
Austria . . . . .	21,304	39,392	17,867	8,513	13,349	3,416	19,735	6,796	4,511	2,092
Hungary . . . . .	783	4,500	..	..	9,733	220	601	..	..	2,013
Czechoslovakia . . . . .	15,750	21,644	25,123	77,633	60,871	15,965	3,270	13,643	59,298	23,488
Japan . . . . .	1,704,313	2,133,699	1,199,635	879,460	1,344,705	1,60,389	1,97,515	1,10,799	69,122	92,116
United States of America— Via Atlantic Coast . . . . .	44,102	101,168	58,206	35,117	13,454	19,680	39,460	19,704	13,934	7,605
" Pacific " . . . . .	12	..	6	12	..	5	..	2	15	..
Other Foreign Countries . . . . .	2,043	2,125	2	677	3,718	396	1,023	1	288	477
<b>TOTAL FOREIGN COUNTRIES</b>	<b>3,155,624</b>	<b>4,316,140</b>	<b>3,518,729</b>	<b>2,361,253</b>	<b>2,611,942</b>	<b>6,42,510</b>	<b>8,88,224</b>	<b>7,98,305</b>	<b>5,88,511</b>	<b>4,20,357</b>
<i>Share of Bengal . . . . .</i>	<i>1,134,419</i>	<i>1,378,573</i>	<i>1,517,741</i>	<i>1,110,081</i>	<i>1,079,131</i>	<i>2,20,270</i>	<i>3,21,226</i>	<i>2,79,030</i>	<i>2,07,436</i>	<i>1,43,256</i>
" Bombay . . . . .	1,098,343	1,042,336	933,439	333,230	791,631	2,05,922	2,31,753	2,17,999	36,529	1,14,267
" Sind . . . . .	209,323	393,167	313,330	339,753	264,343	84,492	1,23,680	1,01,058	1,08,013	74,580
" Madras . . . . .	430,623	362,649	629,336	403,346	401,523	1,23,065	2,29,977	1,90,425	1,33,534	90,366
" Burma . . . . .	398,929	335,345	313,623	232,343	182,307	1,57,559	1,31,601	1,40,331	1,10,334	57,776
<b>TOTAL</b>	<b>3,372,142</b>	<b>4,567,120</b>	<b>3,718,069</b>	<b>2,523,803</b>	<b>2,699,940</b>	<b>7,91,908</b>	<b>10,33,237</b>	<b>9,29,793</b>	<b>6,41,401</b>	<b>4,86,745</b>

GENERAL IMPORTS

( 474 )

No. 13—continued

ARTICLES AND COUNTRIES OF CONSIGNMENT; ALSO SHARE OF EACH PROVINCE	QUANTITY					VALUE				
	1927-28	1928-29	1929-30	1930-31	1931-32	1927-28	1928-29	1929-30	1930-31	1931-32
						₹	₹	₹	₹	₹
Stationery (excluding paper) —continued										
Other Sorts (III. B)— United Kingdom	—	—	—	—	—	51,12,968	53,62,666	54,21,988	42,78,525	35,29,070
Aden and Dependencies	—	—	—	—	—	1,045	109	100	108	—
Ceylon	—	—	—	—	—	8,253	8,227	7,260	5,897	6,738
Straits Settlements (including Labuan)	—	—	—	—	—	23,228	17,614	24,745	12,742	14,441
Hongkong	—	—	—	—	—	13,107	12,287	15,684	17,827	14,051
Natal	—	—	—	—	—	33	78	9,440	80	146
Kenya Colony	—	—	—	—	—	85	2,812	50	92	178
Canada— Via Atlantic Coast	—	—	—	—	—	362	948	1,229	5,671	8,167
“ Pacific ”	—	—	—	—	—	..	..	..	41	8
Western Australia	—	—	—	—	—	54	..	72	28	27
South Australia (including Northern Territory)	—	—	—	—	—	40	13	160	21	24
Victoria	—	—	—	—	—	4,609	1,309	2,827	4,887	2,885
Tasmania	—	—	—	—	—	66	54	105	198	202
New South Wales	—	—	—	—	—	304	1,619	717	304	44
Queensland	—	—	—	—	—	148	..	78	101	14
Australian Commonwealth (Total)	—	—	—	—	—	5,321	2,995	3,959	5,037	3,226
Other British Possessions	—	—	—	—	—	22	521	97	847	1,580
<b>TOTAL BRITISH EMPIRE</b>	—	—	—	—	—	51,64,319	54,09,379	54,84,567	48,21,317	35,77,610
Sweden	—	—	—	—	—	1,04,569	1,75,024	3,76,249	3,61,898	2,66,312
Norway	—	—	—	—	—	6,544	471	2,628	8,324	931
Denmark	—	—	—	—	—	88	36	544	151	44,853
Germany	—	—	—	—	—	18,64,037	20,73,428	20,35,825	15,65,419	18,84,858
Netherlands	—	—	—	—	—	18,723	12,346	24,550	15,819	22,674
Belgium	—	—	—	—	—	26,291	1,24,503	1,23,431	45,383	21,373
France	—	—	—	—	—	21,742	59,694	87,850	41,386	23,193
Portugal	—	—	—	—	—	6	1,025	16,302	21,514	16,241
Switzerland	—	—	—	—	—	5,680	6,190	11,686	6,078	6,753
Italy	—	—	—	—	—	1,20,612	34,161	45,985	47,554	1,17,002
Austria	—	—	—	—	—	1,03,642	1,84,341	2,15,715	1,27,596	94,234
Hungary	—	—	—	—	—	121	..	1,135	8	317
Czechoslovakia	—	—	—	—	—	31,618	21,230	34,405	40,168	42,720
Serb-Croat Slovene State (Jugo-Slavia)	—	—	—	—	—	1,443	2,347	2,305	5,718	3,032
Mascat Territory and Trucial Oman	—	—	—	—	—	14,306	462	..	..	..
Other Native States in Arabia	—	—	—	—	—	3,388	654	37	8	..
Iraq	—	—	—	—	—	1,608	46	213	157	37
Persia	—	—	—	—	—	8,703	10,689	13,666	8,947	2,367
Java	—	—	—	—	—	1,872	725	1,109	1,485	462
China (exclusive of Hongkong and Macao)	—	—	—	—	—	19,896	25,312	58,381	23,663	13,089
Japan	—	—	—	—	—	4,27,964	4,78,926	5,55,183	4,04,474	3,81,649
Egypt	—	—	—	—	—	96	757	372	1,095	773
United States of America— Via Atlantic Coast	—	—	—	—	—	4,24,536	5,01,087	4,82,115	4,34,136	2,92,427
“ Pacific ”	—	—	—	—	—	2,391	3,376	1,683	812	395
Other Foreign Countries	—	—	—	—	—	857	187	161	7	453
<b>TOTAL FOREIGN COUNTRIES</b>	—	—	—	—	—	32,10,278	37,11,997	40,92,030	31,61,785	27,36,145
Share of Bengal	—	—	—	—	—	23,25,167	31,39,351	31,10,077	24,38,082	20,86,313
“ Bombay	—	—	—	—	—	36,09,657	29,76,199	32,30,933	23,76,229	21,51,430
“ Sind	—	—	—	—	—	6,28,173	3,46,979	7,69,352	3,05,088	6,37,133
“ Madras	—	—	—	—	—	10,87,735	13,17,375	15,06,925	12,10,015	10,12,256
“ Burma	—	—	—	—	—	7,23,875	3,40,342	9,50,195	6,54,685	4,23,123
{ Protected	6,170 (cwts.)	5,536 (cwts.)	7,054 (cwts.)	6,517 (cwts.)	4,700 (cwts.)	8,51,276	5,92,311	8,60,299	7,75,821	6,45,524
{ Not protected	—	—	—	—	—	75,28,321	85,28,935	87,16,288	67,07,281	56,70,231
<b>TOTAL</b>	—	—	—	—	—	83,74,597	91,21,246	95,76,587	74,83,102	63,15,755
Total Stationery (excluding paper)— United Kingdom	—	—	—	—	—	52,61,834	55,09,587	55,52,718	48,76,198	35,95,033
Aden and Dependencies	—	—	—	—	—	1,045	109	100	108	..
Ceylon	—	—	—	—	—	8,274	9,217	7,291	5,490	6,765
Straits Settlements (including Labuan)	—	—	—	—	—	23,508	19,039	25,474	12,566	14,098
Hongkong	—	—	—	—	—	13,107	12,287	15,684	17,827	14,051

No. 13—continued

ARTICLES AND COUNTRIES OF CONSIGNMENT; ALSO NAME OF EACH PROVINCE	QUANTITY					VALUE				
	1927-28	1928-29	1929-30	1930-31	1931-32	1927-28	1928-29	1929-30	1930-31	1931-32
						R	R	R	R	R
<i>Stationery (excluding paper)— included</i>										
<b>Total Stationery (excluding paper)—continued</b>										
Natal . . . . .										
Kenya Colony . . . . .						88	78	9,440	30	146
Canada— Vid Atlantic Coast . . . . .						85	2,814	50	92	178
" Pacific " . . . . .						550	1,634	1,329	5,671	8,908
Western Australia . . . . .						..	..	..	41	8
South Australia (including Northern Territory) . . . . .						54	..	72	28	27
Victoria . . . . .						40	13	163	31	24
Tasmania . . . . .						4,652	1,309	2,827	4,337	2,835
New South Wales . . . . .						66	54	105	196	292
Queensland . . . . .						304	1,627	717	304	44
Australian Commonwealth (Total) . . . . .						148	..	78	101	14
Other British Possessions . . . . .						5,264	3,003	3,962	5,037	2,266
						22	524	97	847	1,530
<b>TOTAL BRITISH EMPIRE</b>						53,13,717	55,59,292	56,16,045	44,24,207	36,43,998
Sweden . . . . .						1,04,569	1,75,024	3,76,249	3,61,896	2,66,430
Norway . . . . .						6,544	471	2,628	8,324	981
Denmark . . . . .						88	1,368	544	396	44,922
Germany . . . . .						22,94,774	26,88,760	26,77,777	19,48,991	16,59,556
Netherlands . . . . .						19,135	12,642	24,688	16,635	39,253
Belgium . . . . .						27,049	1,25,814	1,28,431	45,548	21,374
France . . . . .						24,064	61,697	69,854	43,367	24,002
Portugal . . . . .						6	1,025	16,303	21,515	16,241
Switzerland . . . . .						5,327	6,275	15,290	6,214	6,996
Italy . . . . .						1,23,943	36,713	46,652	52,147	1,19,170
Austria . . . . .						1,12,058	2,04,076	2,22,511	1,82,107	96,326
Hungary . . . . .						341	601	1,135	8	2,330
Czechoslovakia . . . . .						47,483	29,500	48,048	99,466	66,298
Serb-Croat Slovene State (Jugo-slavia) . . . . .						1,452	2,553	2,805	5,790	3,032
Maskat Territory and Trucial Oman . . . . .						14,306	462	..	..	..
Other Native States in Arabia						3,338	654	37	8	..
Iraq . . . . .						1,608	46	213	164	37
Persia . . . . .						3,703	10,693	13,666	8,979	2,374
Java . . . . .						1,991	725	1,109	1,485	402
China (exclusive of Hong- kong and Macao) . . . . .						19,096	25,312	59,381	23,664	13,440
Japan . . . . .						5,83,353	6,71,441	6,65,982	4,73,596	4,73,765
Egypt . . . . .						96	757	372	1,095	773
United States of America— Vid Atlantic Coast . . . . .						4,44,316	5,40,547	5,01,819	4,48,070	3,00,082
" Pacific " . . . . .						2,696	3,376	1,685	327	395
Other Foreign Countries . . . . .						357	137	161	9	453
<b>TOTAL FOREIGN COUNTRIES</b>						39,52,788	46,00,191	48,90,335	37,00,296	31,56,502
Share of Bengal . . . . .						25,45,427	34,61,077	33,89,757	26,45,518	22,30,069
" Bombay . . . . .						38,15,579	32,07,952	34,48,937	24,61,768	22,65,697
" Sind . . . . .						7,12,665	9,70,859	8,70,410	9,13,106	7,11,713
" Madras . . . . .						12,11,400	15,47,352	16,96,450	13,38,602	11,09,129
" Burma . . . . .						3,31,434	9,72,443	11,00,326	7,65,579	4,85,899
<b>TOTAL</b>						91,66,505	1,01,59,483	1,05,06,380	81,24,503	68,02,500
Whips and Whips (III V)—										
United Kingdom . . . . .						39,984	38,841	31,450	18,901	19,115
Straits Settlements (including Labuan) . . . . .						1,291	1,377	347	57	613
Other British Possessions . . . . .						1,449	667	582	479	713
<b>TOTAL BRITISH EMPIRE</b>						42,724	36,885	32,379	19,437	20,441

GENERAL IMPORTS

( 476 )

No. 13—continued

ARTICLES AND COUNTRIES OF CONSIGNMENT; ALSO SHARE OF BECH PROVINCE	QUANTITY					VALUE				
	1927-28	1928-29	1929-30	1930-31	1931-32	1927-28	1928-29	1929-30	1930-31	1931-32
						R	R	R	R	R
<b>Sticks and Wkps (III. V)— continued.</b>										
Germany . . . . .	—	—	—	—	—	1,40,623	1,59,487	64,024	31,596	6,78
France . . . . .	—	—	—	—	—	619	1,012	1,324	2	..
Austria . . . . .	—	—	—	—	—	465	1,733	118	1,156	35
Japan . . . . .	—	—	—	—	—	6,436	4,515	3,919	3,333	1,28
Other Foreign Countries	—	—	—	—	—	1,156	496	992	753	31
<b>TOTAL FOREIGN COUNTRIES</b>	—	—	—	—	—	1,49,349	1,67,243	70,377	36,890	8,08
<b>Share of Bengal</b>	—	—	—	—	—	52,356	92,531	45,603	17,056	3,91
.. Bombay	—	—	—	—	—	74,360	53,071	30,129	30,999	11,89
.. Sind	—	—	—	—	—	52,991	46,235	17,239	12,059	10,96
.. Madras	—	—	—	—	—	3,293	3,430	7,357	4,391	1,80
.. Burma	—	—	—	—	—	4,063	3,361	1,973	1,322	643
<b>TOTAL</b>	—	—	—	—	—	1,92,078	2,03,623	1,02,756	50,327	29,123
<b>Stone and Marble— Stone and Marble (II. B)—</b>										
	Tons]	Tons]	Tons	Tons	Tons					
United Kingdom . . . . .	1,472	1,249	978	34	48	1,46,609	1,90,253	20,643	10,096	9,927
Ceylon . . . . .	259	36	135	106	954	1,692	182	789	619	12,343
Straits Settlements (including Labuan) . . . . .	7	23	13	5	2	2,733	763	2,343	1,234	513
Hongkong . . . . .	9	2	2	..	1	1,521	209	567	45	110
Other British Possessions	..	..	303	3	3	..	..	923	33	96
<b>TOTAL BRITISH EMPIRE</b>	1,747	1,310	1,431	148	1,013	1,52,605	1,91,407	25,730	12,077	23,494
Norway . . . . .	723	..	..	..	..	54,339	..	..	..	..
Denmark] . . . . .	..	..	15	..	..	..	..	3,000	..	..
Germany . . . . .	422	165	30	10	10	38,817	13,156	4,702	4,152	1,700
Netherlands . . . . .	29	..	2	..	..	2,745	..	137	..	..
Belgium . . . . .	120	251	134	43	64	16,923	27,309	16,743	5,877	6,937
France . . . . .	7	..	10	..	20	1,394	175	4,666	135	3,331
Austria . . . . .	..	..	..	..	25	..	120	..	..	3,393
Italy . . . . .	1,361	1,656	2,457	2,227	2,344	2,30,753	2,54,176	3,33,175	2,57,535	2,50,237
Mascat Territory and Trucial Oman . . . . .	357	195	664	415	925	5,733	2,231	9,003	5,419	6,931
Other Native States in Arabia . . . . .	195	591	1,574	606	394	2,020	6,526	9,353	5,575	3,352
Iraq . . . . .	130	..	950	..	..	1,040	..	2,350	..	..
China (exclusive of Hongkong and Macao) . . . . .	34	10	34	21	33	3,750	2,234	4,355	2,430	3,541
United States of America— Via Atlantic Coast . . . . .	..	..	1	..	..	1,645	72	1,324	242	470
Other Foreign Countries	1	1	55	43	26	535	1,152	1,336	1,033	203
<b>TOTAL FOREIGN COUNTRIES</b>	3,370	2,869	5,926	3,365	3,346	4,09,799	3,12,651	3,01,209	2,32,431	2,30,559
<b>Share of Bengal</b>	2,373	1,791	753	266	331	2,76,559	2,64,943	97,043	46,096	34,405
.. Bombay	1,653	1,903	5,903	2,771	2,655	1,56,724	1,63,340	2,22,546	1,69,532	1,35,353
.. Sind	322	120	330	135	222	41,599	13,610	46,072	32,032	27,332
.. Madras	450	104	243	303	927	19,399	3,204	22,701	11,333	25,353
.. Burma	623	256	120	133	174	67,623	50,962	23,712	35,215	31,170
<b>TOTAL</b>	5,626	4,179	7,357	3,513	4,359	5,62,494	5,04,053	4,17,079	2,94,553	3,04,053

No. 13—continued

ARTICLES, AND COUNTRIES OF CONSIGNMENT; ALSO SHARE OF EACH PROVINCE	QUANTITY					VALUE				
	1927-28	1928-29	1929-30	1930-31	1931-32	1927-28	1928-29	1929-30	1930-31	1931-32
<i>Stone and Marble—continued</i>						R	R	R	R	R
<i>Articles of Stone and Marble (II. B)—</i>	Tons	Tons	Tons	Tons	Tons					
United Kingdom . . . . .	187	101	106	125	49	45,864	42,514	47,482	61,457	41,531
Straits Settlements (including Labuan) . . . . .	16	16	9	4	6	3,654	2,498	2,934	1,715	2,350
Hongkong . . . . .	6	15	18	14	7	808	2,419	3,455	1,905	688
Other British Possessions . . . . .	..	..	..	..	..	575	98	167	145	15
<b>TOTAL BRITISH EMPIRE</b>	<b>209</b>	<b>132</b>	<b>223</b>	<b>143</b>	<b>62</b>	<b>50,896</b>	<b>47,529</b>	<b>54,038</b>	<b>65,122</b>	<b>44,681</b>
Sweden . . . . .	..	..	..	..	..	845	..	83	1,047	..
Germany . . . . .	41	342	27	23	11	26,308	45,806	11,657	12,665	6,150
Belgium . . . . .	16	24	16	42	18	18,452	11,842	17,382	15,019	12,511
France . . . . .	17	..	1	1	47	5,162	184	898	4,301	53,821
Italy . . . . .	467	70	118	105	42	31,508	27,127	31,180	52,071	11,911
Austria . . . . .	..	..	..	2	..	..	120	..	2,793	..
Czechoslovakia . . . . .	..	..	..	..	..	..	1,107	67	..	70
China (exclusive of Hong- kong and Macao) . . . . .	28	11	17	14	7	5,019	4,834	5,622	6,148	2,719
Japan . . . . .	16	12	28	19	4	4,225	5,105	5,626	5,799	2,470
United States of America— Via Atlantic Coast . . . . .	1	2	..	..	3	3,978	4,636	6,332	2,977	5,414
" Pacific " . . . . .	..	..	..	..	..	..	..	..	334	..
Other Foreign Countries . . . . .	..	..	..	..	..	238	448	364	81	8
<b>TOTAL FOREIGN COUNTRIES</b>	<b>586</b>	<b>461</b>	<b>202</b>	<b>206</b>	<b>132</b>	<b>1,45,225</b>	<b>1,00,809</b>	<b>79,161</b>	<b>1,04,100</b>	<b>95,069</b>
<i>Share of Bengal</i> . . . . .	202	133	254	155	74	53,584	66,649	63,534	49,030	42,366
" Bombay " . . . . .	309	50	46	97	36	68,116	30,306	30,309	71,375	36,064
" Sind " . . . . .	5	34	3	3	1	6,307	10,372	2,876	7,160	2,467
" Madras " . . . . .	46	11	27	16	10	15,060	7,926	10,389	2,200	4,130
" Burma " . . . . .	233	360	95	73	73	43,054	33,036	26,191	38,907	64,123
<b>TOTAL</b>	<b>795</b>	<b>593</b>	<b>425</b>	<b>349</b>	<b>194</b>	<b>1,96,121</b>	<b>1,48,338</b>	<b>1,33,199</b>	<b>1,69,222</b>	<b>1,39,750</b>
<i>Total Stone and Marble—</i>	Tons	Tons	Tons	Tons	Tons					
United Kingdom . . . . .	1,059	1,350	1,174	159	97	1,92,477	2,32,767	68,130	71,553	51,558
Ceylon . . . . .	259	36	135	106	954	1,763	250	956	764	12,869
Straits Settlements (including Labuan) . . . . .	23	39	22	9	8	6,437	3,261	5,732	2,099	2,863
Hongkong . . . . .	15	17	20	14	8	2,324	2,623	4,022	1,350	795
Other British Possessions . . . . .	..	..	303	3	8	480	30	923	33	90
<b>TOTAL BRITISH EMPIRE</b>	<b>1,956</b>	<b>1,442</b>	<b>1,654</b>	<b>291</b>	<b>1,075</b>	<b>2,03,501</b>	<b>2,38,936</b>	<b>79,819</b>	<b>77,199</b>	<b>68,175</b>
Sweden . . . . .	..	..	..	..	..	845	..	83	1,047	..
Norway . . . . .	723	..	15	..	..	54,447	..	3,060	..	..
Germany . . . . .	463	507	57	33	21	65,125	63,462	16,859	16,317	7,850
Netherlands . . . . .	29	..	2	..	..	2,745	438	371	64	3
Belgium . . . . .	136	275	150	85	82	35,375	39,651	34,080	21,796	19,498
France . . . . .	24	..	11	1	67	6,546	359	5,564	4,486	57,452
Italy . . . . .	2,323	1,726	2,575	2,332	2,336	3,62,261	2,31,308	3,64,355	3,09,656	2,62,196
Austria . . . . .	..	..	..	2	25	..	120	..	2,793	3,393
Czechoslovakia . . . . .	..	..	..	..	..	..	1,662	319	..	70
Iraq . . . . .	130	..	350	..	..	1,040	..	2,950	..	..

GENERAL IMPORTS

( 478 )

No. 13—continued

ARTICLES, AND COUNTRIES OF CONSIGNMENT; ALSO SHARE OF EACH PROVINCE	QUANTITY					VALUE				
	1927-28	1928-29	1929-30	1930-31	1931-32	1927-28	1928-29	1929-30	1930-31	1931-32
						₹	₹	₹	₹	₹
<b>Stones and Marble—concluded</b>										
<i>Total Stones and Marble—continued</i>	Tons	Tons	Tons	Tons	Tons					
Maskat Territory and Trucial Oman	857	195	664	415	925	5,788	2,231	9,008	5,419	6,04
Other Native States in Arabia	195	591	1,574	606	394	2,020	6,526	9,938	5,575	8,81
China (exclusive of Hongkong and Macao)	62	21	51	35	45	8,769	7,118	9,977	8,603	6,24
Japan	17	13	24	20	4	4,760	5,821	5,792	5,971	2,41
United States of America—										
Via Atlantic Coast	1	2	1	..	3	5,623	4,758	7,056	3,219	5,81
" Pacific "	..	..	..	..	..	..	..	..	334	..
Other Foreign Countries	..	..	54	42	26	180	11	948	851	11
<b>TOTAL FOREIGN COUNTRIES</b>	<b>4,465</b>	<b>8,830</b>	<b>6,128</b>	<b>3,571</b>	<b>3,978</b>	<b>5,55,024</b>	<b>4,13,460</b>	<b>4,70,460</b>	<b>3,86,581</b>	<b>3,75,61</b>
<i>Share of Bengal</i>	2,780	1,929	1,007	481	955	3,35,143	3,31,591	1,60,582	95,176	1,26,77
" Bombay	1,962	1,958	5,952	2,863	2,691	2,24,840	1,93,646	2,52,855	2,41,457	1,62,52
" Sind	327	154	333	138	223	47,908	26,982	48,348	39,192	29,89
" Madras	496	115	375	219	937	34,959	16,130	33,580	13,838	29,51
" Burma	856	616	215	216	247	1,15,677	84,047	54,903	74,122	95,29
<b>TOTAL</b>	<b>6,421</b>	<b>4,772</b>	<b>7,782</b>	<b>3,862</b>	<b>5,053</b>	<b>7,58,525</b>	<b>6,52,896</b>	<b>5,50,278</b>	<b>4,63,780</b>	<b>4,43,50</b>
<b>Sugar—</b>										
<i>Sugar, 16 Dutch standard and above (I. G)—(a)</i>	Tons	Tons	Tons							
United Kingdom	366	1,414	14,188			1,50,997	3,23,530	26,33,944		
Aden and Dependencies	45	33				9,045	9,164			
Ceylon	2,804	4,042	3,632			6,23,639	8,92,635	3,32,266		
Straits Settlements (including Labuan)	1,282	881	618			3,53,968	2,39,662	1,92,779		
Hongkong	3,089	2,072	2,505			7,22,143	5,08,341	5,66,758		
Canada—										
Via Atlantic Coast	400	99				88,796	21,939	26		
Other British Possessions	1	2				201	606	360		
<b>TOTAL BRITISH EMPIRE</b>	<b>7,967</b>	<b>8,548</b>	<b>20,943</b>			<b>19,53,789</b>	<b>19,95,877</b>	<b>41,31,138</b>		
Poland (including Dantzig)	440					60,412				
Germany	256	39	1,566			58,957	8,467	3,57,382		
Netherlands		96	247			585	12,683	45,972		
Belgium	311	324	652			94,049	96,726	1,58,383		
France	8	37	369			2,516	10,017	1,00,006		
Switzerland		10					2,390			
Hungary			1,944					4,09,444		
Czechoslovakia			263					48,647		
Sumatra	10					2,400				
Java	691,944	850,732	779,437			13,74,26,054	15,46,68,124	12,68,07,398		
Borneo (Dutch)	3	5	4			875	1,411	945		
China (exclusive of Hongkong and Macao)	18	30	262			4,761	7,712	59,157		
Japan	127	266	332			2,539	58,506	1,06,927		
Portuguese East Africa			447					66,743		
United States of America—										
Via Atlantic Coast	52	16				15,470	4,127	15		
Other Foreign Countries	1		1			981	80	414		
<b>TOTAL FOREIGN COUNTRIES</b>	<b>693,170</b>	<b>851,256</b>	<b>785,718</b>			<b>13,76,87,410</b>	<b>15,48,65,243</b>	<b>12,82,37,383</b>		
<i>Share of Bengal</i>	290,218	343,915	362,136			6,63,09,701	6,01,88,774	5,51,15,926		
" Bombay	161,467	195,436	154,328			3,24,21,645	3,37,05,956	2,74,98,627		
" Sind	148,429	203,375	157,414			2,91,23,978	3,61,29,484	2,45,80,805		
" Madras	54,434	66,363	90,327			1,21,50,179	1,43,03,970	1,79,89,367		
" Burma	46,591	41,109	42,458			96,35,696	75,23,936	72,03,742		
<b>TOTAL</b>	<b>701,187</b>	<b>860,098</b>	<b>806,661</b>			<b>13,96,41,199</b>	<b>15,68,61,120</b>	<b>13,23,68,466</b>		

(a) Sub-divided from 1930-31.

No. 13—continued

ARTICLES AND COUNTRIES OF CONSIGNMENT; ALSO SHARE OF EACH PROVINCE	QUANTITY					VALUE				
	1927-28	1928-29	1929-30	1930-31	1931-32	1927-28	1928-29	1929-30	1930-31	1931-32
				Tons.	Tons.				₹	₹
<i>Sugar—continued</i>										
<i>Sugar 23 Dutch Standard and above (I. G.)—(a)</i>										
United Kingdom . . . . .	—	—	—	1,235	8,087	—	—	—	2,33,333	5,22,077
Ceylon . . . . .	—	—	—	5,722	902	—	—	—	9,46,215	1,25,015
Straits Settlements (including Labuan). . . . .	—	—	—	369	315	—	—	—	1,17,980	63,689
Hongkong. . . . .	—	—	—	3,064	3,296	—	—	—	6,81,639	5,68,112
Federated Malay States . . . . .	—	—	—	15	..	—	—	—	3,928	30
Other British Possession . . . . .	—	—	—	..	..	—	—	—	..	285
<b>TOTAL BRITISH EMPIRE</b> . . . . .	—	—	—	<b>11,305</b>	<b>8,260</b>	—	—	—	<b>19,83,093</b>	<b>12,80,108</b>
<i>Russia—</i>										
Southern Russia . . . . .	—	—	—	..	19,698	—	—	—	..	20,54,174
Germany . . . . .	—	—	—	197	..	—	—	—	22,002	10
Netherlands . . . . .	—	—	—	10	40	—	—	—	975	4,104
Belgium . . . . .	—	—	—	331	181	—	—	—	72,174	35,105
Czechoslovakia . . . . .	—	—	—	9	15	—	—	—	1,860	4,838
Java . . . . .	—	—	—	715,307	830,132	—	—	—	8,44,50,182	4,07,25,800
Borneo (Dutch) . . . . .	—	—	—	9	..	—	—	—	1,421	64
Siara . . . . .	—	—	—	..	11	—	—	—	35	3,810
China (exclusive of Hongkong and Macao). . . . .	—	—	—	698	494	—	—	—	1,84,988	91,405
Japan . . . . .	—	—	—	..	141	—	—	—	353	20,555
Other Foreign Countries . . . . .	—	—	—	..	1	—	—	—	352	134
<b>TOTAL FOREIGN COUNTRIES</b> . . . . .	—	—	—	<b>716,557</b>	<b>850,718</b>	—	—	—	<b>8,46,84,842</b>	<b>4,20,80,670</b>
<i>Share of Bengal . . . . .</i>										
" <i>Bombay . . . . .</i>										
" <i>Sind . . . . .</i>										
" <i>Madras . . . . .</i>										
" <i>Burma . . . . .</i>										
<b>TOTAL</b> . . . . .	—	—	—	<b>202,377</b>	<b>133,077</b>	—	—	—	<b>2,90,72,743</b>	<b>1,49,69,276</b>
" <i>Bombay . . . . .</i>	—	—	—	<b>169,123</b>	<b>67,017</b>	—	—	—	<b>1,95,84,879</b>	<b>76,07,923</b>
" <i>Sind . . . . .</i>	—	—	—	<b>173,293</b>	<b>63,330</b>	—	—	—	<b>2,02,58,040</b>	<b>58,61,433</b>
" <i>Madras . . . . .</i>	—	—	—	<b>33,235</b>	<b>77,994</b>	—	—	—	<b>1,35,35,389</b>	<b>1,23,14,631</b>
" <i>Burma . . . . .</i>	—	—	—	<b>39,779</b>	<b>28,055</b>	—	—	—	<b>51,66,034</b>	<b>34,69,620</b>
<b>TOTAL</b> . . . . .	—	—	—	<b>727,862</b>	<b>864,973</b>	—	—	—	<b>8,66,67,485</b>	<b>4,42,10,787</b>
<i>Sugar below 23 Dutch Standard but not below 16 Dutch Standard (I. G.)—(a)</i>										
United Kingdom . . . . .	—	—	—	18	8	—	—	—	9,067	5,803
Ceylon . . . . .	—	—	—	..	..	—	—	—	2	28
Straits Settlements (including Labuan). . . . .	—	—	—	91	84	—	—	—	27,172	19,104
Hongkong . . . . .	—	—	—	119	280	—	—	—	32,652	51,397
<b>TOTAL BRITISH EMPIRE</b> . . . . .	—	—	—	<b>228</b>	<b>322</b>	—	—	—	<b>68,893</b>	<b>76,332</b>
Java . . . . .	—	—	—	87,000	80,617	—	—	—	92,04,624	28,90,134
China (exclusive of Hongkong and Macao). . . . .	—	—	—	195	995	—	—	—	44,462	1,93,094
Other Foreign Countries . . . . .	—	—	—	..	..	—	—	—	64	87
<b>TOTAL FOREIGN COUNTRIES</b> . . . . .	—	—	—	<b>87,195</b>	<b>81,612</b>	—	—	—	<b>92,49,150</b>	<b>30,83,315</b>
<i>Share of Bengal . . . . .</i>										
" <i>Bombay . . . . .</i>										
" <i>Sind . . . . .</i>										
" <i>Madras . . . . .</i>										
" <i>Burma . . . . .</i>										
<b>TOTAL</b> . . . . .	—	—	—	<b>64,442</b>	<b>27,353</b>	—	—	—	<b>67,80,645</b>	<b>26,76,312</b>
" <i>Bombay . . . . .</i>	—	—	—	<b>11,197</b>	<b>3,008</b>	—	—	—	<b>12,00,437</b>	<b>3,01,144</b>
" <i>Sind . . . . .</i>	—	—	—	<b>11,465</b>	<b>1,275</b>	—	—	—	<b>12,59,593</b>	<b>1,21,931</b>
" <i>Madras . . . . .</i>	—	—	—	<b>36</b>	<b>19</b>	—	—	—	<b>14,306</b>	<b>2,563</b>
" <i>Burma . . . . .</i>	—	—	—	<b>233</b>	<b>279</b>	—	—	—	<b>62,562</b>	<b>67,897</b>
<b>TOTAL</b> . . . . .	—	—	—	<b>87,433</b>	<b>31,934</b>	—	—	—	<b>93,18,043</b>	<b>31,59,647</b>

(a) Separately recorded from 1930-31.

GENERAL IMPORTS

( 480 )

No. 13—continued

ARTICLES, AND COUNTRIES OF CONSIGNMENT; ALSO SHARE OF EACH PROVINCE	QUANTITY					VALUE				
	1927-28	1928-29	1929-30	1930-31	1931-32	1927-28	1928-29	1929-30	1930-31	1931-32
						R	R	R	R	R
<i>Sugar—continued</i>										
Beet Sugar (I. G.)—	Tons	Tons	Tons	Tons	Tons					
United Kingdom . . . . .	1	3,337	45,069	7,175	10,189	342	6,31,071	77,79,716	7,68,202	22,75,816
Hongkong . . . . .	..	..	3,370	138	..	..	..	4,58,836	20,377	..
Other British Possessions . . . . .	..	..	..	..	1	..	..	36	16	163
<b>TOTAL BRITISH EMPIRE . . . . .</b>	<b>1</b>	<b>3,337</b>	<b>48,439</b>	<b>7,313</b>	<b>10,190</b>	<b>342</b>	<b>6,31,071</b>	<b>82,38,588</b>	<b>7,88,595</b>	<b>22,75,983</b>
Russia—										
Southern Russia . . . . .	11,832	..	..	42,579	68,431	23,82,565	..	..	44,77,306	66,30,567
Poland (including Dantzic)	..	..	2,364	1,589	12,992	22	..	3,11,850	1,99,308	15,35,127
Germany . . . . .	1,386	275	13,668	11,500	15,418	3,08,785	45,023	23,96,495	14,73,230	17,74,006
Netherlands . . . . .	738	1,470	2,228	611	437	1,47,710	2,94,785	3,96,335	82,051	62,202
Belgium . . . . .	99	..	1,106	..	..	19,320	..	1,98,565	..	..
France . . . . .	..	750	11,543	..	..	..	1,27,433	20,30,117	..	..
Italy . . . . .	162	..	25	..	..	34,500	..	4,008	..	..
Finme . . . . .	..	..	1,096	..	..	..	..	1,85,784	..	..
Austria . . . . .	337	..	1,351	..	400	66,480	..	2,36,290	..	47,499
Hungary . . . . .	2,337	2,101	34,555	13,314	595	5,38,707	4,08,053	65,98,046	15,87,018	65,497
Czechoslovakia . . . . .	1,084	421	9,468	513	896	2,21,120	71,152	17,98,839	66,553	1,21,611
Serb-Croat Slovene State (Jugo-Slavia) . . . . .	..	..	4,958	50	..	..	..	7,48,667	3,140	..
Portuguese East Africa . . . . .	..	..	200	150	..	..	..	40,000	30,000	..
Other Foreign Countries . . . . .	..	..	..	..	..	..	..	44	..	42
<b>TOTAL FOREIGN COUNTRIES . . . . .</b>	<b>18,025</b>	<b>5,017</b>	<b>82,562</b>	<b>70,806</b>	<b>99,169</b>	<b>37,14,729</b>	<b>9,46,446</b>	<b>1,42,45,040</b>	<b>79,23,806</b>	<b>1,02,36,881</b>
Share of Bengal . . . . .	1,080	571	6,339	40	60	2,33,786	93,665	10,49,136	4,850	3,673
" Bombay . . . . .	14,930	6,334	61,264	34,878	61,214	30,40,643	12,67,115	1,15,17,982	39,68,949	61,50,296
" Sind . . . . .	2,016	1,349	63,172	43,051	57,114	4,40,642	2,33,036	98,76,840	47,11,700	63,58,653
" Burma . . . . .	..	150	226	130	1	..	33,701	39,770	26,702	310
<b>TOTAL . . . . .</b>	<b>18,026</b>	<b>8,404</b>	<b>131,001</b>	<b>78,119</b>	<b>118,359</b>	<b>37,15,071</b>	<b>10,27,517</b>	<b>2,24,83,628</b>	<b>87,12,201</b>	<b>1,25,12,864</b>



No. 13—continued.

ARTICLES, AND COUNTRIES OF CONSIGNMENT; ALSO SHARE OF EACH PROVINCE	QUANTITY					VALUE				
	1927-28	1928-29	1929-30	1930-31	1931-32	1927-28	1928-29	1929-30	1930-31	1931-32
	Tons	Tons	Tons	Tons	Tons	Rs	Rs	Rs	Rs	Rs
<i>Sugar—continued</i>										
<i>Sugar, 15 Dutch Standard and below (I. G)—</i>										
United Kingdom . . . . .	..	9	1	7	66	2,277	5,517	1,657	2,987	12,831
Ceylon . . . . .	..	2	..	1	126	35	248	677	219	13,977
Straits Settlements (including Labuan) . . . . .	..	..	6	2	..	104	197	2,255	997	76
Kenya Colony . . . . .	..	..	..	11	..	..	..	..	1,274	..
Other British Possessions . . . . .	..	..	2	..	..	..	..	784	..	95
<b>TOTAL BRITISH EMPIRE</b> . . . . .	..	11	9	21	192	2,416	5,962	5,373	5,477	26,979
Netherlands . . . . .	..	..	..	1	76	..	..	11	548	16,827
Austria . . . . .	..	..	..	18	..	..	..	..	4,271	..
Germany . . . . .	..	..	..	17	11	1,802	414	2,123	8,800	8,565
Belgium . . . . .	..	..	..	18	40	..	..	..	3,768	17,605
Czechoslovakia . . . . .	..	..	..	31	217	..	..	..	7,831	49,452
Java . . . . .	229	51	1,673	7,439	9	42,102	8,670	2,20,379	6,05,219	1,002
China (exclusive of Hongkong and Macao) . . . . .	..	..	..	6	..	..	..	..	1,722	15
United States of America— Via Atlantic Coast . . . . .	406	236	240	198	271	92,719	59,744	61,944	48,246	63,611
Cuba . . . . .	5,998	..	..	..	..	15,24,740	..	..	..	..
Other Foreign Countries . . . . .	..	..	..	..	1	..	..	..	3	652
<b>TOTAL FOREIGN COUNTRIES</b> . . . . .	6,628	287	1,913	7,728	625	16,61,165	68,828	2,84,457	6,79,403	1,51,729
<i>Share of Bengal</i> . . . . .	186	125	494	3,722	135	43,362	36,173	86,770	3,11,233	43,170
“ <i>Bombay</i> . . . . .	353	120	496	152	437	70,936	29,492	1,20,622	37,604	1,06,041
“ <i>Sind</i> . . . . .	..	..	42	3,636	7	..	..	5,743	3,09,342	2,637
“ <i>Madras</i> . . . . .	6,081	53	572	239	188	15,48,375	9,125	73,693	26,672	21,738
“ <i>Burma</i> . . . . .	3	..	8	..	..	356	..	3,002	24	72
<b>TOTAL</b> . . . . .	6,628	298	1,922	7,749	817	16,68,579	74,790	2,89,830	6,84,880	1,78,708
<i>Molasses (I. G)—</i>										
<b>TOTAL BRITISH EMPIRE</b> . . . . .	4	1	..	2	..	1,052	99	15	260	32
Java . . . . .	97,107	68,575	71,760	102,022	40,191	40,34,262	23,31,451	26,23,466	42,63,704	15,82,195
Other Foreign Countries . . . . .	..	..	1	..	..	..	6	62	31	23
<b>TOTAL FOREIGN COUNTRIES</b> . . . . .	97,107	68,575	71,761	102,022	40,191	40,34,262	23,31,457	26,23,528	42,63,735	15,82,218
<i>Share of Bengal</i> . . . . .	35,922	59,922	61,371	95,410	37,339	33,99,408	19,25,416	19,93,709	33,29,423	14,51,653
“ <i>Bombay</i> . . . . .	1,223	1,060	1,052	1,173	287	61,181	44,577	46,337	63,934	15,118
“ <i>Sind</i> . . . . .	1,630	1,708	999	157	357	33,301	68,930	45,404	3,444	35,231
“ <i>Madras</i> . . . . .	5,910	5,349	7,155	4,636	919	3,43,065	2,62,359	4,35,919	3,16,656	64,524
“ <i>Burma</i> . . . . .	2,426	537	684	598	239	1,43,069	29,774	46,683	40,433	15,689
<b>TOTAL</b> . . . . .	97,111	68,576	71,761	102,024	40,191	40,35,314	23,31,556	26,23,543	42,93,905	15,82,250

GENERAL IMPORTS

( 482 )

No. 13—continued

ARTICLES, AND COUNTRIES OF CONSIGNMENT; ALSO SHARE OF EACH PROVINCE	QUANTITY					VALUE				
	1927-28	1928-29	1929-30	1930-31	1931-32	1927-28	1928-29	1929-30	1930-31	1931-32
	Tons	Tons	Tons	Tons	Tons	₹	₹	₹	₹	₹
<i>Sugar—concluded</i>										
<i>Total Sugar—</i>										
United Kingdom . . . . .	867	4,810	59,258	8,495	22,950	1,53,629	10,10,122	1,03,20,317	10,18,592	23,10,621
Aden and Dependencies . . . . .	45	33	..	..	1	9,045	9,164	100	..	181
Ceylon . . . . .	2,804	4,044	3,632	5,724	1,089	6,28,675	8,92,883	8,32,951	9,46,542	1,39,931
Straits Settlements (including Labuan) . . . . .	1,265	881	624	463	399	3,55,027	2,39,890	1,95,076	1,46,814	82,881
Federated Malay States . . . . .	..	..	..	15	..	35	..	..	3,923	31
Hongkong . . . . .	3,039	2,072	5,877	4,221	3,526	7,22,143	5,03,341	10,26,373	7,34,668	6,19,501
Kenya Colony . . . . .	..	..	..	11	..	..	90	..	1,274	31
Canada—										
<i>Via Atlantic Coast</i> . . . . .	400	99	..	..	..	88,798	21,930	26	..	..
Other British Possessions . . . . .	1	2	..	..	..	166	516	261	2	323
<b>TOTAL BRITISH EMPIRE</b> . . . . .	<b>7,971</b>	<b>11,941</b>	<b>69,391</b>	<b>18,869</b>	<b>27,964</b>	<b>19,57,516</b>	<b>26,82,945</b>	<b>1,23,75,109</b>	<b>23,46,318</b>	<b>36,59,434</b>
<i>Russia—</i>										
Southern Russia . . . . .	11,832	..	..	42,679	88,129	23,82,585	..	..	44,77,306	86,85,041
Poland (including Dantzic) . . . . .	440	..	2,364	1,589	12,992	60,434	..	3,11,850	1,99,308	15,35,127
Germany . . . . .	1,642	314	15,234	11,714	15,429	3,59,344	53,904	27,56,000	15,03,532	17,82,581
Netherland . . . . .	738	1,566	2,475	622	553	1,43,295	3,07,468	4,42,313	83,614	83,279
Belgium . . . . .	410	824	1,758	349	221	1,13,869	99,726	3,56,948	75,937	46,710
France . . . . .	8	787	11,906	..	..	2,516	1,37,450	21,31,023	224	393
Switzerland . . . . .	..	10	..	..	..	..	2,390	..	..	..
Italy . . . . .	162	..	25	..	1	34,500	..	4,008	..	324
Flume . . . . .	..	..	1,096	..	..	..	..	1,85,784	..	..
Austria . . . . .	337	..	1,351	18	400	68,480	..	2,36,290	4,271	47,509
Hungary . . . . .	2,337	2,101	36,409	13,814	595	5,33,707	4,08,053	63,07,490	15,87,018	65,497
Czechoslovakia . . . . .	1,084	421	9,731	553	1,128	2,21,120	71,152	18,42,486	75,744	1,75,931
Serb-Croat Slovene State (Jugo-Slavia) . . . . .	..	..	4,953	50	..	..	..	7,43,667	8,140	..
Sumatra . . . . .	10	..	..	..	..	2,400	..	..	..	..
Java . . . . .	789,280	919,358	852,870	911,768	406,949	14,15,02,418	15,70,08,245	12,97,11,243	9,85,23,729	4,51,99,155
Borneo (Dutch) . . . . .	3	5	4	9	..	875	1,411	945	1,448	64
Siam . . . . .	1	..	..	..	11	548	28	..	59	3,321
China (exclusive of Hongkong and Macao) . . . . .	18	30	262	894	1,489	4,761	7,712	59,201	1,81,172	2,84,604
Japan . . . . .	127	266	532	1	141	25,391	53,506	1,06,927	356	20,579
Portuguese East Africa . . . . .	..	..	647	150	..	..	..	1,26,743	30,000	10
United States of America—										
<i>Via Atlantic Coast</i> . . . . .	458	252	240	198	271	1,03,198	63,877	61,959	48,251	63,611
<i>Pacific</i> . . . . .	..	..	..	..	..	..	..	..	..	19
Cuba . . . . .	5,093	..	..	..	..	15,24,740	..	..	..	..
Other Foreign Countries . . . . .	1	1	2	..	1	466	116	476	127	127
<b>TOTAL FOREIGN COUNTRIES</b> . . . . .	<b>814,031</b>	<b>925,435</b>	<b>941,934</b>	<b>984,308</b>	<b>5,28,310</b>	<b>14,70,97,647</b>	<b>15,82,12,038</b>	<b>14,53,90,353</b>	<b>10,63,00,230</b>	<b>5,79,93,824</b>
<i>Share of Bengal</i> . . . . .	377,404	409,533	430,840	425,991	203,534	5,99,80,257	6,22,44,028	5,82,50,531	3,99,98,899	1,91,49,620
<i>Bombay</i> . . . . .	177,973	202,950	217,450	216,528	131,963	3,55,94,455	4,00,47,140	3,91,83,968	2,48,60,653	1,41,30,527
<i>Sind</i> . . . . .	162,075	211,332	221,627	231,602	113,033	2,96,53,221	3,64,30,450	3,44,38,793	2,65,47,119	1,33,79,265
<i>Madras</i> . . . . .	66,425	71,765	98,054	88,396	79,120	1,40,41,609	1,45,80,954	1,35,48,979	1,29,44,023	1,24,03,456
<i>Burma</i> . . . . .	49,020	41,796	43,374	40,780	38,574	97,79,621	75,92,411	72,93,197	52,95,860	35,40,333
<b>TOTAL</b> . . . . .	<b>822,902</b>	<b>937,376</b>	<b>1,011,345</b>	<b>1,003,177</b>	<b>556,274</b>	<b>14,90,55,163</b>	<b>16,08,94,983</b>	<b>15,77,85,467</b>	<b>10,96,46,554</b>	<b>6,16,53,256</b>

No. 13—continued

ARTICLES AND COUNTRIES OF CONSIGNMENT; ALSO SHARE OF EACH PROVINCE	QUANTITY					VALUE				
	1927-28	1928-29	1929-30	1930-31	1931-32	1927-28	1928-29	1929-30	1930-31	1931-32
						₹	₹	₹	₹	₹
<b>Tallow and Stearins—</b>										
<i>Grease (excluding mineral grease) (H. L.)—</i>										
	Cwts.	Cwts.	Cwts.	Cwts.	Cwts.					
United Kingdom	5,226	4,108	6,367	4,056	4,946	1,05,503	71,197	1,14,044	73,878	58,035
Straits Settlements (including Labuan)	219	30	27	57	7	3,180	514	1,326	1,074	208
Victoria	102	..	88	252	566	4,435	..	2,793	5,551	9,740
New South Wales	..	51	373	103	..	..	1,571	11,886	2,596	..
Australian Commonwealth (Total)	102	51	461	353	566	4,435	1,571	14,679	8,150	9,740
Other British Possessions	1	26	41	..	1	19	346	840	..	126
<b>TOTAL BRITISH EMPIRE</b>	<b>5,648</b>	<b>4,215</b>	<b>6,896</b>	<b>5,068</b>	<b>5,520</b>	<b>1,18,137</b>	<b>73,628</b>	<b>1,30,698</b>	<b>83,102</b>	<b>69,009</b>
Germany	585	398	1	32	48	9,223	6,192	101	915	1,059
Belgium	..	..	64	..	128	..	..	897	..	2,857
United States of America— Vid Atlantic Coast	2,156	1,684	1,018	1,702	807	54,791	37,467	16,026	33,365	16,094
“ Pacific “	..	..	9	..	230	..	..	227	..	2,637
Other Foreign Countries	20	..	121	5	16	634	..	1,271	192	677
<b>TOTAL FOREIGN COUNTRIES</b>	<b>2,761</b>	<b>2,082</b>	<b>1,213</b>	<b>1,739</b>	<b>1,229</b>	<b>64,648</b>	<b>43,659</b>	<b>18,522</b>	<b>34,472</b>	<b>23,274</b>
Share of Bengal	2,550	2,766	7,022	4,736	5,822	39,338	44,294	1,16,131	68,181	72,766
“ Bombay	4,350	3,029	475	1,412	711	1,06,227	61,899	17,379	35,848	14,590
“ Sind	..	3	105	33	1	..	219	406	1,526	38
“ Madras	1,197	492	411	540	139	24,360	10,618	12,411	10,315	4,092
“ Burma	212	3	96	86	26	7,360	457	3,043	1,704	747
<b>TOTAL</b>	<b>8,309</b>	<b>6,297</b>	<b>8,100</b>	<b>6,807</b>	<b>6,749</b>	<b>1,77,785</b>	<b>1,17,237</b>	<b>1,49,420</b>	<b>1,17,574</b>	<b>92,233</b>
<b>Other sorts (H. L.)—</b>										
	Cwts.	Cwts.	Cwts.	Cwts.	Cwts.					
United Kingdom	14,456	10,932	15,559	12,597	5,574	4,26,206	3,69,320	5,19,490	3,70,791	1,36,383
Ceylon	1,061	140	1	139	304	20,272	3,717	25	2,708	5,110
Straits Settlements (including Labuan)	93	14	107	3	..	2,774	310	6,011	30	..
Western Australia	226	72	..	..	341	6,095	2,081	..	..	6,460
South Australia (including Northern Territory)	6,867	5,805	6,952	5,249	7,456	1,95,387	1,70,580	2,13,106	1,32,340	1,27,059
Victoria	14,425	21,315	31,315	36,158	50,617	4,08,656	6,00,476	9,57,330	9,18,712	8,64,318
Tasmania	54	..	60	313	..	2,682	..	1,970	6,200	..
New South Wales	40,753	30,908	35,169	34,259	32,734	11,51,258	9,28,483	10,67,974	8,77,338	5,20,699
Queensland	..	..	1,573	3,850	5,737	..	..	46,697	88,728	96,948
Australian Commonwealth (Total)	62,325	58,600	75,069	79,829	96,385	17,64,078	17,61,620	22,87,167	30,93,327	16,16,054
New Zealand (including Nauru and British Samoa)	4,562	2,349	2,611	7,353	10,543	1,26,511	70,150	79,956	1,89,085	1,87,497
Other British Possessions	..	..	10	..	..	..	..	282	..	15
<b>TOTAL BRITISH EMPIRE</b>	<b>82,497</b>	<b>72,035</b>	<b>93,447</b>	<b>99,921</b>	<b>113,306</b>	<b>23,43,341</b>	<b>22,05,117</b>	<b>28,92,931</b>	<b>25,86,541</b>	<b>19,45,039</b>
Norway	1,209	930	468	..	..	35,386	27,218	11,395	..	..
Germany	104	80	95	..	195	1,409	2,941	4,901	..	5,933
Netherlands	611	1,999	547	398	98	33,053	70,582	25,306	10,807	3,725
Belgium	18	..	29	61	57	330	10	1,379	2,519	1,787
France	..	..	111	..	..	..	..	3,535	..	..
Austria	302	..	32	..	193	16,770	..	949	..	3,324
Czechoslovakia	..	51	..	..	..	..	1,542	..	..	..
Persia	197	..	124	16	51	3,955	..	3,333	388	756
China (exclusive of Hong-kong and Macao)	..	..	101	4	..	..	..	2,965	40	..
Japan	200	..	..	301	1,725	4,506	..	..	4,529	24,105
United States of America— Vid Atlantic Coast	126	1,300	3	21	137	3,227	37,897	94	663	609
“ Pacific “	..	..	199	..	106	..	..	5,261	..	1,708
Other Foreign Countries	1	18	3	3	4	40	510	70	75	71
<b>TOTAL FOREIGN COUNTRIES</b>	<b>2,708</b>	<b>4,378</b>	<b>1,712</b>	<b>804</b>	<b>2,566</b>	<b>98,776</b>	<b>1,40,700</b>	<b>59,778</b>	<b>19,081</b>	<b>42,018</b>
Share of Bengal	1,283	4,136	6,257	9,349	12,633	39,306	1,28,632	1,36,120	2,30,327	2,02,233
“ Bombay	30,221	63,309	32,667	33,530	93,746	22,74,291	19,09,722	25,43,619	21,56,303	16,38,911
“ Sind	25	333	603	56	231	293	31,160	25,624	578	4,056
“ Madras	1,468	2,512	3,056	4,623	5,929	45,775	30,960	96,733	1,22,159	98,643
“ Burma	2,193	5,573	2,571	2,612	3,273	37,347	1,95,293	1,07,563	96,755	53,209
<b>TOTAL</b>	<b>85,205</b>	<b>76,413</b>	<b>95,159</b>	<b>100,725</b>	<b>116,372</b>	<b>24,47,617</b>	<b>23,45,817</b>	<b>29,52,700</b>	<b>26,05,622</b>	<b>19,37,107</b>

GENERAL IMPORTS

( 484 )

No. 13—continued

ARTICLES AND COUNTRIES OF CONSIGNMENT; ALSO SHARE OF EACH PROVINCE	QUANTITY					VALUE				
	1927-28	1928-29	1929-30	1930-31	1931-32	1927-28	1928-29	1929-30	1930-31	1931-32
						R	R	R	R	R
<b>Tallow and Stearine—continued</b>										
<b>Total Tallow and Stearine—</b>	<b>Cwts.</b>	<b>Cwts.</b>	<b>Cwts.</b>	<b>Cwts.</b>	<b>Cwts.</b>					
United Kingdom . . . . .	19,682	15,040	21,926	17,253	10,520	5,31,709	4,40,517	6,33,534	4,44,669	1,05,318
Ceylon . . . . .	1,062	166	42	139	304	29,291	4,063	874	2,708	5,110
Straits Settlements (including Labuan) . . . . .	312	44	224	60	7	5,954	824	7,337	1,104	208
Western Australia . . . . .	226	72	..	..	341	6,095	2,081	..	..	6,460
South Australia (including Northern Territory) . . . . .	6,867	5,805	6,952	5,249	7,456	1,95,387	1,70,580	2,13,196	1,32,349	1,27,659
Victoria . . . . .	14,527	21,815	31,403	36,410	51,113	4,13,091	6,60,476	9,60,123	9,24,266	8,74,058
Tasmania . . . . .	54	..	60	313	..	2,082	..	1,970	6,206	..
New South Wales . . . . .	40,753	30,959	35,542	34,362	32,734	11,51,258	9,30,054	10,79,800	8,79,134	5,20,699
Queensland . . . . .	..	..	1,573	3,850	5,737	..	..	46,697	88,728	96,348
Australian Commonwealth (Total) . . . . .	62,427	58,651	75,530	80,184	97,451	17,68,513	17,03,791	23,01,346	20,31,477	16,26,824
New Zealand (including Nauru and British Samoa) . . . . .	4,562	2,349	2,011	7,353	10,543	1,26,511	70,150	79,956	1,39,085	1,87,497
Other British Possessions . . . . .	..	..	10	..	1	..	..	282	..	141
<b>TOTAL BRITISH EMPIRE</b>	<b>88,045</b>	<b>70,250</b>	<b>1,00,343</b>	<b>104,989</b>	<b>118,826</b>	<b>24,61,978</b>	<b>22,78,745</b>	<b>30,23,829</b>	<b>26,69,643</b>	<b>20,14,058</b>
Norway . . . . .	1,209	930	468	..	..	35,336	27,218	11,395	..	..
Germany . . . . .	639	478	96	32	243	10,632	9,133	5,002	915	6,192
Netherlands . . . . .	631	1,999	567	398	103	33,687	70,582	26,340	10,267	4,088
Belgium . . . . .	18	..	93	61	185	330	10	2,276	2,519	4,644
France . . . . .	..	..	111	..	..	..	..	3,535	..	2
Austria . . . . .	302	..	32	..	193	16,770	..	949	..	3,324
Czechoslovakia . . . . .	..	51	..	..	..	..	1,542	..	..	..
Iraq . . . . .	..	..	100	1	..	..	..	249	35	..
Perala . . . . .	137	..	124	16	51	3,965	..	3,833	868	756
China (exclusive of Hongkong and Macao) . . . . .	..	..	101	4	..	..	..	2,965	40	..
Japan . . . . .	200	..	..	306	1,723	4,596	..	..	4,666	24,173
United States of America—Via Atlantic Coast . . . . .	2,282	2,984	1,021	1,723	944	58,018	75,364	16,120	34,028	16,603
„ Pacific „ . . . . .	..	..	208	..	330	..	..	5,488	..	4,395
Other Foreign Countries . . . . .	1	18	4	2	7	40	510	148	71	315
<b>TOTAL FOREIGN COUNTRIES</b>	<b>5,469</b>	<b>6,460</b>	<b>2,925</b>	<b>2,543</b>	<b>3,795</b>	<b>1,68,424</b>	<b>1,84,350</b>	<b>78,300</b>	<b>53,553</b>	<b>65,292</b>
<b>Share of Bengal</b> . . . . .	<b>3,333</b>	<b>6,951</b>	<b>13,279</b>	<b>14,535</b>	<b>13,510</b>	<b>79,244</b>	<b>1,72,976</b>	<b>3,01,301</b>	<b>2,99,603</b>	<b>2,73,054</b>
„ Rombay . . . . .	34,581	66,338	33,142	34,992	94,467	23,30,513	19,71,421	25,60,998	21,91,151	16,43,601
„ Sind . . . . .	25	336	713	85	232	298	31,379	26,039	2,104	4,144
„ Madras . . . . .	2,665	3,004	3,467	5,168	6,118	70,135	91,578	1,09,194	1,32,474	1,02,735
„ Burma . . . . .	2,405	5,531	2,667	2,693	3,304	95,207	1,95,750	1,04,606	93,459	53,956
<b>TOTAL</b>	<b>93,514</b>	<b>82,710</b>	<b>103,268</b>	<b>107,532</b>	<b>122,621</b>	<b>26,25,402</b>	<b>24,63,104</b>	<b>31,02,129</b>	<b>27,23,196</b>	<b>20,79,390</b>
<b>Tea—</b>										
<b>Black (I. H)—</b>	<b>Lbs.</b>	<b>Lbs.</b>	<b>Lbs.</b>	<b>Lbs.</b>	<b>Lbs.</b>					
United Kingdom . . . . .	252,517	413,130	6,181	9,139	7,232	2,46,426	2,97,640	6,829	8,618	6,960
Aden and Dependencies . . . . .	2,617	596	70	1,664	122	2,298	740	50	1,605	84
Ceylon . . . . .	1,083,454	1,521,898	2,358,873	1,726,364	2,296,638	9,78,202	13,06,075	17,09,941	12,23,235	15,46,169
Straits Settlements (including Labuan) . . . . .	319,778	318,215	201,086	144,339	86,520	2,12,317	2,02,244	1,31,633	95,938	55,705
Hongkong . . . . .	68,618	74,301	87,913	81,105	54,093	49,581	54,746	64,610	59,750	34,629
Kenya Colony . . . . .	5,568	..	367	21	26,212	5,366	..	626	15	26,126
Victoria . . . . .	..	..	25	..	..	..	..	17	..	..
New South Wales . . . . .	..	..	..	15,142	98	..	..	..	10,707	69
Australian Commonwealth (Total) . . . . .	..	..	25	15,142	98	..	..	17	10,707	69
Other British Possessions . . . . .	..	61	146	356	86	..	48	116	212	77
<b>TOTAL BRITISH EMPIRE</b>	<b>1,732,352</b>	<b>2,328,201</b>	<b>2,654,666</b>	<b>1,978,130</b>	<b>2,471,351</b>	<b>14,94,190</b>	<b>19,21,403</b>	<b>19,13,822</b>	<b>14,05,080</b>	<b>16,69,319</b>
Germany . . . . .	..	4	..	8,623	285	..	2	..	2,226	223
Netherlands . . . . .	..	50,466	165	..	..	..	38,143	78	..	..
Turkey, European . . . . .	5,000	2,129	..	..	..	3,437	2,295	..	..	..
Smyrna . . . . .	..	..	..	..	21,715	..	..	..	..	16,300
Persia . . . . .	..	2,989	188	4,680	15	..	2,459	526	5,477	11
Sumatra . . . . .	..	17,565	2,789	..	122,172	..	11,369	1,723	..	59,844
Iraq . . . . .	4,128	..	..	30,460	43	3,739	..	..	29,132	30
Java . . . . .	2,024,369	4,108,735	3,402,571	1,333,705	1,100,714	21,71,600	28,28,269	22,53,142	7,63,487	4,49,557
China (exclusive of Hongkong and Macao) . . . . .	406,107	472,251	281,439	146,010	99,676	3,33,739	3,56,220	1,39,285	1,11,695	68,517
Japan . . . . .	5,225	45,727	119,508	9,061	3,723	2,649	55,451	4,064	..	1,951
Egypt . . . . .	2,001	5,011	582	..	..	1,601	2,508	418	..	..
United States of America—Via Atlantic Coast . . . . .	1	7,864	36	..	74	1	7,090	36	..	51
„ Pacific „ . . . . .	30	..	7,769	..	..	21	..	7,692	..	..
Other Foreign Countries . . . . .	277	67	267	772	117	202	798	216	775	78
<b>TOTAL FOREIGN COUNTRIES</b>	<b>3,047,633</b>	<b>4,713,338</b>	<b>3,815,374</b>	<b>1,683,296</b>	<b>1,348,534</b>	<b>25,16,989</b>	<b>32,35,323</b>	<b>24,58,567</b>	<b>9,17,456</b>	<b>5,96,597</b>

No. 13—continued

ARTICLES, AND COUNTRIES OF CONSIGNMENT; ALSO SHARE OF EACH PROVINCE	QUANTITY					VALUE				
	1927-28	1928-29	1929-30	1930-31	1931-32	1927-28	1928-29	1929-30	1930-31	1931-32
	Lbs.	Lbs.	Lbs.	Lbs.	Lbs.	R	R	R	R	R
<b>Tea—continued</b>										
<b>Black (F. H)—continued</b>										
Share of Bengal . . . . .	2,426,851	2,828,975	2,570,217	894,684	460,765	22,52,499	21,28,767	17,36,071	5,50,716	2,53,657
"  Bombay . . . . .	1,622,148	3,162,538	2,567,472	1,695,869	2,490,978	11,89,763	22,05,477	16,98,408	11,10,815	15,09,177
"  Sind . . . . .	251,244	351,809	383,210	339,500	442,081	2,42,125	3,30,675	3,25,161	2,58,990	2,68,507
"  Madras . . . . .	53,444	161,781	465,208	274,627	171,624	31,613	1,11,161	2,68,142	1,45,915	72,983
"  Burma . . . . .	426,303	536,436	483,933	356,946	254,437	2,95,180	3,80,736	3,44,609	2,56,100	1,62,093
<b>TOTAL</b>	<b>4,779,990</b>	<b>7,041,539</b>	<b>6,470,040</b>	<b>3,561,428</b>	<b>3,819,885</b>	<b>40,11,179</b>	<b>51,56,816</b>	<b>43,72,389</b>	<b>23,22,536</b>	<b>22,66,416</b>
<b>Green (F. H)—</b>										
United Kingdom . . . . .	34,466	2,005	50,883	8,345	2,435	34,490	1,408	8,823	8,477	2,048
Ceylon Straits Settlements (including Labuan) . . . . .	277,523	316,025	222,151	414,781	431,986	1,78,106	2,58,112	1,78,077	3,12,848	2,63,216
Hongkong . . . . .	2,546	10,061	2,220	2,444	15,617	2,832	9,089	2,424	2,320	9,236
Other British Possessions . . . . .	1,228	4,343	4,713	2,252	4,184	1,475	5,049	5,385	2,659	3,084
<b>TOTAL BRITISH EMPIRE</b>	<b>316,343</b>	<b>382,728</b>	<b>279,491</b>	<b>427,854</b>	<b>454,254</b>	<b>2,17,618</b>	<b>2,78,989</b>	<b>1,94,782</b>	<b>3,26,327</b>	<b>2,78,510</b>
Java China (exclusive of Hongkong and Macao) . . . . .	18,622	..	3,637	5,178	2,917	13,419	..	951	2,044	1,276
Japan . . . . .	2,847,931	2,110,682	3,450,018	2,652,766	2,680,490	26,42,808	19,75,186	18,12,022	19,15,706	18,02,007
Other Foreign Countries . . . . .	30,854	20,909	26,474	945	10,466	15,024	16,204	9,522	955	7,119
<b>TOTAL FOREIGN COUNTRIES</b>	<b>2,897,600</b>	<b>2,181,681</b>	<b>3,490,032</b>	<b>2,658,981</b>	<b>2,695,118</b>	<b>26,71,467</b>	<b>19,91,480</b>	<b>18,22,497</b>	<b>19,18,782</b>	<b>18,12,293</b>
Share of Bengal . . . . .	39,179	70,900	142,294	105,266	34,053	19,070	57,750	82,692	83,708	26,011
"  Bombay . . . . .	3,115,650	2,371,415	3,558,440	2,758,630	2,909,341	28,13,423	27,51,699	18,67,296	19,83,204	19,33,217
"  Sind . . . . .	52,020	4,910	52,258	210,481	185,384	47,599	5,814	43,322	1,59,976	1,12,225
"  Burma . . . . .	7,094	17,184	16,531	12,458	20,539	3,393	20,206	18,919	13,523	19,290
<b>TOTAL</b>	<b>3,213,043</b>	<b>2,464,409</b>	<b>3,769,523</b>	<b>3,086,835</b>	<b>3,140,367</b>	<b>28,89,085</b>	<b>22,65,469</b>	<b>20,17,229</b>	<b>22,45,109</b>	<b>20,90,748</b>
<b>Total Tea—</b>										
United Kingdom . . . . .	286,983	415,135	56,564	17,484	9,717	2,80,916	2,99,048	15,652	17,095	9,003
Aden and Dependencies . . . . .	3,197	596	70	1,664	122	3,018	740	50	1,605	84
Ceylon . . . . .	1,360,977	1,837,923	2,581,024	2,141,145	2,728,924	11,56,303	16,24,197	18,88,018	15,41,078	18,09,384
Straits Settlements (including Labuan) . . . . .	322,324	323,276	208,306	146,783	102,137	2,15,149	2,11,338	1,84,057	98,258	64,041
Hongkong . . . . .	69,846	78,644	92,631	83,857	58,277	51,056	59,795	69,995	62,409	38,613
Kenya Colony . . . . .	5,368	..	367	21	26,216	5,368	..	626	15	20,129
Victoria . . . . .	..	..	25	..	24	..	..	17	..	21
New South Wales Australian Commonwealth (Total) . . . . .	..	..	25	15,142	98	..	..	..	10,707	69
Other British Possessions . . . . .	..	355	160	388	90	..	379	123	240	80
<b>TOTAL BRITISH EMPIRE</b>	<b>2,048,695</b>	<b>2,660,929</b>	<b>2,934,147</b>	<b>2,405,984</b>	<b>2,925,605</b>	<b>17,11,808</b>	<b>21,95,482</b>	<b>21,08,543</b>	<b>17,31,407</b>	<b>19,48,329</b>
Germany . . . . .	..	4	..	8,628	1,521	..	2	..	2,226	1,155
Netherlands . . . . .	..	50,466	165	..	..	..	38,149	78	..	..
Turkey, European . . . . .	5,000	2,129	..	..	..	3,487	2,295	..	..	..
Iraq . . . . .	4,128	..	..	30,460	43	3,789	..	..	29,182	30
Smyrna . . . . .	..	..	..	..	21,715	..	..	..	..	16,800
Persia . . . . .	..	2,969	188	4,690	15	..	2,459	526	5,508	11
Sumatra . . . . .	..	17,565	2,789	..	122,172	..	11,869	1,723	..	59,844
Java China (exclusive of Hongkong and Macao) . . . . .	2,643,491	4,108,735	3,406,208	1,388,883	1,103,631	21,85,019	28,28,269	22,64,093	7,65,581	4,50,833
Japan . . . . .	3,254,033	2,582,933	3,741,357	2,793,770	2,780,166	29,76,547	23,01,406	19,51,307	20,27,401	18,71,424
Japan . . . . .	36,079	66,726	146,042	10,006	14,139	17,673	37,464	64,973	5,619	9,100
Egypt . . . . .	2,141	5,011	582	..	..	1,758	2,508	418	..	..
United States of America—										
Via Atlantic Coast . . . . .	45	7,864	36	..	78	50	7,090	36	..	55
"  Pacific " . . . . .	52	..	7,769	..	..	21	..	7,692	..	..
Other Foreign Countries . . . . .	286	617	290	884	117	212	798	229	821	28
<b>TOTAL FOREIGN COUNTRIES</b>	<b>5,045,238</b>	<b>6,845,019</b>	<b>7,305,416</b>	<b>4,242,277</b>	<b>4,043,647</b>	<b>51,88,456</b>	<b>52,26,803</b>	<b>42,81,075</b>	<b>28,86,288</b>	<b>24,08,830</b>
Share of Bengal . . . . .	2,466,030	2,899,275	2,712,511	999,950	494,318	22,72,169	21,86,517	18,18,763	6,39,422	2,79,668
"  Bombay . . . . .	4,737,793	5,533,953	6,125,912	4,454,299	5,400,319	40,03,185	43,87,176	35,55,703	30,94,019	24,42,394
"  Sind . . . . .	303,264	355,719	435,463	549,981	627,465	2,89,724	3,36,489	3,73,433	4,18,666	3,80,732
"  Madras . . . . .	53,444	161,781	465,208	274,627	171,624	31,613	1,11,161	2,68,142	1,45,915	72,982
"  Burma . . . . .	433,397	553,620	500,484	369,404	275,026	3,03,573	4,00,942	3,63,528	2,69,623	1,81,383
<b>TOTAL</b>	<b>7,993,933</b>	<b>9,505,948</b>	<b>10,239,563</b>	<b>6,648,261</b>	<b>6,969,252</b>	<b>69,00,264</b>	<b>74,22,285</b>	<b>63,89,618</b>	<b>45,67,645</b>	<b>43,57,159</b>

GENERAL IMPORTS

( 486 )

No. 13—continued

ARTICLES, AND COUNTRIES OF CONSIGNMENT; ALSO SHARE OF EACH PROVINCE	QUANTITY					VALUE				
	1927-28	1928-29	1929-30	1930-31	1931-32	1927-28	1928-29	1929-30	1930-31	1931-32
						R	R	R	R	R
<b>Tea-chests, entire or in sections— Of Iron or Steel or other metal (III. V)—</b>										
United Kingdom . . . . .	—	—	—	—	—	1,32,086	95,372	1,73,404	2,31,386	2,57,486
Ceylon . . . . .	—	—	—	—	—	..	..	4,405	311	..
<b>TOTAL BRITISH EMPIRE . . . . .</b>	—	—	—	—	—	1,32,086	95,372	1,77,809	2,31,697	2,57,486
Russia— Northern Russia . . . . .	—	—	—	—	—	..	5,045	5,006	..	4,542
Germany . . . . .	—	—	—	—	—	..	8,775	11,212	36,899	10,775
Belgium . . . . .	—	—	—	—	—	..	..	12,316	9,903	5,032
Italy . . . . .	—	—	—	—	—	6,009	11,337	..	..	..
<b>TOTAL FOREIGN COUNTRIES . . . . .</b>	—	—	—	—	—	6,009	25,157	28,594	46,802	26,348
Share of Bombay . . . . .	—	—	—	—	—	..	..	142	..	..
“ Madras . . . . .	—	—	—	—	—	1,38,155	1,20,529	2,06,351	2,77,999	2,83,835
<b>TOTAL . . . . .</b>	—	—	—	—	—	1,38,155	1,20,529	2,06,493	2,77,000	2,83,835
<b>Of Wood (III. V)—</b>										
United Kingdom . . . . .	—	—	—	—	—	59,49,318	54,97,902	62,22,937	45,45,959	34,37,209
Ceylon . . . . .	—	—	—	—	—	15,103	8,673	3,354	574	1,208
Other British Possessions . . . . .	—	—	—	—	—	..	..	..	..	322
<b>TOTAL BRITISH EMPIRE . . . . .</b>	—	—	—	—	—	59,64,421	55,06,635	62,26,291	45,46,533	34,38,524
Russia— Northern Russia . . . . .	—	—	—	—	—	87,813	1,06,848	1,99,689	42,995	24,781
Southern Russia . . . . .	—	—	—	—	—	..	..	..	..	2,274
Finland . . . . .	—	—	—	—	—	1,22,693	1,22,345	2,58,029	3,32,053	1,91,695
Estonia . . . . .	—	—	—	—	—	6,55,299	6,04,774	7,18,314	8,90,615	5,89,902
Latvia . . . . .	—	—	—	—	—	..	..	21,232	..	..
Sweden . . . . .	—	—	—	—	—	11,117	11,701	30,345	6,691	5,984
Norway . . . . .	—	—	—	—	—	5,834	..	17	354	..
Poland (including Dantzg) . . . . .	—	—	—	—	—	..	..	13,640	418	..
Germany . . . . .	—	—	—	—	—	1,31,653	2,00,181	2,77,562	1,72,115	8,78,308
Netherlands . . . . .	—	—	—	—	—	..	4,438	3,782	..	..
Belgium . . . . .	—	—	—	—	—	19,438	2,031	4,867	6,202	10,898
France . . . . .	—	—	—	—	—	1,642	..	..	..	1,104
Italy . . . . .	—	—	—	—	—	14,076	210	..	..	..
Japan . . . . .	—	—	—	—	—	27,000	67,596	63,973	76,434	1,03,983
Other Foreign Countries . . . . .	—	—	—	—	—	88	..	180	..	..
<b>TOTAL FOREIGN COUNTRIES . . . . .</b>	—	—	—	—	—	10,77,153	11,20,124	15,91,630	15,28,137	13,08,879
Share of Bengal . . . . .	—	—	—	—	—	59,65,353	55,46,679	64,28,724	53,52,141	42,04,519
“ Madras . . . . .	—	—	—	—	—	10,76,221	10,80,080	13,89,197	7,32,529	5,43,184
<b>TOTAL . . . . .</b>	—	—	—	—	—	70,41,574	66,26,759	78,17,921	60,74,670	47,47,708
<b>Total value of Tea-chests, entire or in sections—</b>										
United Kingdom . . . . .	—	—	—	—	—	60,81,404	55,93,334	63,96,341	47,77,345	36,94,695
Ceylon . . . . .	—	—	—	—	—	15,103	8,673	7,849	885	1,298
Other British Empire . . . . .	—	—	—	—	—	..	..	..	..	322
<b>TOTAL BRITISH EMPIRE . . . . .</b>	—	—	—	—	—	60,96,507	56,02,007	64,04,190	47,78,230	36,96,310

No. 13—continued

ARTICLES, AND COUNTRIES OF CONSIGNMENT; ALSO SHARE OF EACH PROVINCE	QUANTITY					VALUE				
	1927-28	1928-29	1929-30	1930-31	1931-32	1927-28	1928-29	1929-30	1930-31	1931-32
<i>Tea-chests, entire or in sections— continued</i>						R	R	R	R	R
<i>Total value of Tea-chests entire or in sections—continued</i>										
Russia—										
Northern Russia . . . . .	—	—	—	—	—	87,718	1,11,893	2,04,755	42,995	29,323
Southern . . . . .	—	—	—	—	—	..	..	..	..	2,274
Finland . . . . .	—	—	—	—	—	1,22,603	1,22,345	2,58,029	3,82,053	1,91,695
Estonia . . . . .	—	—	—	—	—	6,55,290	6,04,774	7,18,314	8,90,618	8,89,902
Latvia . . . . .	—	—	—	—	—	..	..	21,232	..	..
Sweden . . . . .	—	—	—	—	—	11,117	11,701	30,345	6,891	5,984
Norway . . . . .	—	—	—	—	—	5,834	..	17	354	..
Poland . . . . .	—	—	—	—	—	..	..	13,640	418	..
Germany . . . . .	—	—	—	—	—	1,31,653	2,08,056	2,88,774	2,08,514	3,95,033
Netherlands . . . . .	—	—	—	—	—	..	4,438	3,782	..	..
Belgium . . . . .	—	—	—	—	—	19,438	2,031	17,183	16,165	15,930
France . . . . .	—	—	—	—	—	1,642	..	..	..	1,104
Italy . . . . .	—	—	—	—	—	20,745	11,547	..	..	..
Japan . . . . .	—	—	—	—	—	27,000	67,596	63,973	76,434	1,03,933
Other Foreign Countries . . . . .	—	—	—	—	—	88	..	180	..	..
<b>TOTAL FOREIGN COUNTRIES</b>	—	—	—	—	—	10,83,222	11,45,281	16,20,224	15,74,439	13,35,228
Share of Bengal . . . . .	—	—	—	—	—	59,65,353	55,46,679	64,28,724	53,82,141	48,04,519
" Bombay . . . . .	—	—	—	—	—	..	..	142	..	..
" Madras . . . . .	—	—	—	—	—	12,14,376	12,00,609	15,95,548	10,00,538	3,37,019
<b>TOTAL</b>	—	—	—	—	—	71,79,729	67,47,288	80,24,414	63,82,689	50,31,538
<i>Telegraphs, materials for construction and accessories (excluding Electrical) (III. D)—</i>										
United Kingdom . . . . .	—	—	—	—	—	28,162	25,657	1,57,516	4,142	561
Other British Possessions . . . . .	—	—	—	—	—	575	..	250	..	..
<b>TOTAL BRITISH EMPIRE</b>	—	—	—	—	—	28,737	25,657	1,57,766	4,142	561
Germany . . . . .	—	—	—	—	—	112	437	..	..	..
Belgium . . . . .	—	—	—	—	—	6,114	..	..	..	..
<b>TOTAL FOREIGN COUNTRIES</b>	—	—	—	—	—	6,226	437	..	..	..
Share of Bengal . . . . .	—	—	—	—	—	145	319	..	..	263
" Bombay . . . . .	—	—	—	—	—	3,941	3,433	17,968	..	52
" Sind . . . . .	—	—	—	—	—	6,094	..	..	..	..
" Madras . . . . .	—	—	—	—	—	18,690	3,192	6,630	1,445	60
" Burma . . . . .	—	—	—	—	—	1,093	19,100	1,33,188	2,697	136
<b>TOTAL</b>	—	—	—	—	—	34,963	26,094	1,57,766	4,142	561
<i>Telephones, materials for construction and accessories (excluding Electrical) (III. D)—</i>										
United Kingdom . . . . .	—	—	—	—	—	2,22,425	1,91,654	1,88,102	1,14,731	65,192
Ceylon . . . . .	—	—	—	—	—	..	..	1,500	191	..
<b>TOTAL BRITISH EMPIRE</b>	—	—	—	—	—	2,22,425	1,91,654	1,89,602	1,14,922	65,192
Sweden . . . . .	—	—	—	—	—	1,462	2,834	1,528	11,497	600
Norway . . . . .	—	—	—	—	—	208	1,095	606	..	..
Germany . . . . .	—	—	—	—	—	4,192	644	508	420	1,610
Belgium . . . . .	—	—	—	—	—	577	2,110	11,616	6,485	1,347
Japan . . . . .	—	—	—	—	—	251	1,443	..	..	37
United States of America— Via Atlantic Coast . . . . .	—	—	—	—	—	16,661	22,852	10,000	2,210	1,980
Other Foreign Countries . . . . .	—	—	—	—	—	194	..	..	..	..
<b>TOTAL FOREIGN COUNTRIES</b>	—	—	—	—	—	23,545	30,978	24,258	20,616	5,530
Share of Bengal . . . . .	—	—	—	—	—	44,344	54,789	52,638	38,211	41,553
" Bombay . . . . .	—	—	—	—	—	1,43,684	1,02,314	1,54,120	65,432	4,138
" Sind . . . . .	—	—	—	—	—	..	1,031	688	..	..
" Madras . . . . .	—	—	—	—	—	54,507	..	752	37,374	16,615
" Burma . . . . .	—	—	—	—	—	2,935	63,998	4,654	4,021	3,416
<b>TOTAL</b>	—	—	—	—	—	2,45,970	2,22,632	2,18,860	1,35,538	73,722

ARTICLES, AND COUNTRIES OF CONSIGNMENT; ALSO SHARE OF EACH PROVINCE	QUANTITY					VALUE				
	1927-28	1928-29	1929-30	1930-31	1931-32	1927-28	1928-29	1929-30	1930-31	1931-32
	Tons	Tons	Tons	Tons	Tons	R	R	R	R	R
<b>Textiles—</b>										
<b>Cotton—</b>										
<i>Raw* (H. M)—</i>										
United Kingdom . . . . .	661	911	845	2,470	516	7,57,911	11,76,661	4,64,164	27,41,660	4,16,1
Aden and Dependencies . . . . .	67	21	6	..	1	66,040	17,532	18,400	500	1,0
Ceylon . . . . .	..	1	..	..	..	767	3,170	..	408	1
Straits Settlements (including Labuan) . . . . .	9	..	..	..	..	10,866	748	339	323	1
Zanzibar and Pemba . . . . .	8	..	17	..	..	13,750	..	20,000	..	..
Kenya Colony . . . . .	13,067	15,045	119,089	22,693	32,165	2,00,68,426	2,22,80,578	2,80,62,590	2,87,96,852	3,16,81,1
Tanganyika Territory . . . . .	280	191	571	892	569	4,63,900	3,03,990	7,63,503	10,40,365	4,61,3
Anglo-Egyptian Sudan . . . . .	..	..	..	84	1,676	..	..	..	38,930	16,86,3
Other British Possessions . . . . .	..	..	..	1	..	125	..	97	542	..
<b>TOTAL BRITISH EMPIRE</b>	<b>14,092</b>	<b>16,169</b>	<b>19,978</b>	<b>26,000</b>	<b>34,947</b>	<b>2,13,81,785</b>	<b>2,37,82,679</b>	<b>2,93,24,093</b>	<b>3,26,14,089</b>	<b>3,42,47,0</b>
Germany . . . . .	..	12	68	4	5	384	12,760	63,366	6,400	7,5
Belgium . . . . .	..	..	19	3	18	..	..	22,000	2,900	20,0
Austria . . . . .	..	..	..	4	..	..	..	..	2,500	5
Italy . . . . .	..	10	1,350	675	5	..	9,500	16,61,052	6,70,585	3,7
Syria . . . . .	..	..	..	..	8	..	..	..	..	6,0
Iraq . . . . .	..	14	47	..	11	..	23,700	66,750	..	3,7
Persia . . . . .	1,067	498	216	75	465	10,26,625	5,26,137	1,93,350	60,095	2,42,3
Indo-China (including Cochin China, Cambodia, Annam, Tonkin and French-leased Territories in China) . . . . .	..	2	..	..	..	..	2,865	..	..	..
China (exclusive of Hongkong and Macao) . . . . .	..	1	54	..	..	12	1,000	61,180	160	..
Japan . . . . .	395	..	51	481	292	4,11,893	761	60,061	5,27,613	2,63,27
Egypt . . . . .	559	294	511	21,343	14,856	8,35,333	6,94,956	7,90,766	2,16,71,981	1,31,02,29
Portuguese East Africa . . . . .	38	93	7	80	..	47,610	1,91,400	4,300	30,200	..
Italian East Africa (Somaliland and Eritrea) . . . . .	..	..	..	3	..	..	..	..	1,475	..
United States of America— via Atlantic Coast . . . . .	49,910	11,787	11,689	8,547	25,849	4,37,32,049	1,37,96,015	19,53,504	72,97,330	1,08,70,811
" Pacific " . . . . .	..	..	..	1,209	2,775	..	38	..	10,18,222	24,86,401
Mexico . . . . .	..	..	..	..	92	..	..	..	..	80,000
Other Foreign Countries . . . . .	1	2	..	..	..	450	869	..	190	..
<b>TOTAL FOREIGN COUNTRIES</b>	<b>51,970</b>	<b>12,713</b>	<b>4,002</b>	<b>32,374</b>	<b>44,376</b>	<b>4,00,55,056</b>	<b>1,52,65,041</b>	<b>48,90,829</b>	<b>3,12,79,551</b>	<b>3,60,92,213</b>
<i>Share of Bengal</i> . . . . .	..	9	67	617	1,093	20	14,634	1,01,444	5,76,596	10,00,033
" Bombay . . . . .	66,041	28,731	23,912	57,779	76,308	6,74,12,669	3,39,26,394	3,41,12,286	6,32,30,293	6,79,11,997
" Sind . . . . .	2	39	1	1	..	724	95,209	..	632	102
" Madras . . . . .	19	3	..	67	2,422	32,927	5,735	853	65,645	14,27,058
" Burma . . . . .	..	..	..	..	..	501	748	339	415	158
<b>TOTAL</b>	<b>66,062</b>	<b>28,882</b>	<b>28,980</b>	<b>58,464</b>	<b>79,323</b>	<b>6,74,36,841</b>	<b>3,90,42,720</b>	<b>3,42,14,922</b>	<b>6,38,98,631</b>	<b>7,03,39,308</b>
<b>Waste (H. M)—</b>	<b>Cwts.</b>	<b>Cwts.</b>	<b>Cwts.</b>	<b>Cwts.</b>	<b>Cwts.</b>					
United Kingdom . . . . .	31	1,512	7	29	15	1,195	30,848	181	837	397
Ceylon . . . . .	73	5	1	152	..	803	180	43	1,723	..
Other British Possessions . . . . .	1	1	11	18	..	70	197	131	466	..
<b>TOTAL BRITISH EMPIRE</b>	<b>105</b>	<b>1,518</b>	<b>19</b>	<b>199</b>	<b>15</b>	<b>2,068</b>	<b>31,225</b>	<b>355</b>	<b>3,026</b>	<b>397</b>
Japan . . . . .	250	125	..	..	..	9,510	5,185	..	..	..
Other Foreign Countries . . . . .	..	..	..	2	4	..	7	..	60	62
<b>TOTAL FOREIGN COUNTRIES</b>	<b>250</b>	<b>125</b>	<b>..</b>	<b>2</b>	<b>4</b>	<b>9,510</b>	<b>5,192</b>	<b>..</b>	<b>60</b>	<b>62</b>
<i>Share of Bengal</i> . . . . .	16	..	7	23	15	534	..	181	627	397
" Bombay . . . . .	313	137	3	6	..	10,383	5,833	12	160	..
" Sind . . . . .	3	1,500	..	..	..	64	30,207	..	..	..
" Madras . . . . .	17	4	1	153	..	343	131	43	1,759	..
" Burma . . . . .	6	2	3	20	4	249	246	119	550	62
<b>TOTAL</b>	<b>355</b>	<b>1,643</b>	<b>19</b>	<b>201</b>	<b>19</b>	<b>11,578</b>	<b>36,417</b>	<b>355</b>	<b>3,086</b>	<b>459</b>

\* Free of duty.



## No. 13—continued

ARTICLES, AND COUNTRIES OF CONSIGNMENT; ALSO SHARE OF EACH PROVINCE	QUANTITY					VALUE				
	1927-28	1928-29	1929-30	1930-31	1931-32	1927-28	1928-29	1929-30	1930-31	1931-32
						R	R	R	R	R
<i>Textiles—continued</i>										
<i>Cotton—continued</i>										
<i>Twist and Yarn—</i>										
Grey (unbleached) Nos. 1 to 10 (III. Q)—	Lbs.	Lbs.	Lbs.	Lbs.	Lbs.					
United Kingdom . . . . .	5	1,700	1,250	..	..	7	3,245	2,990	..	..
Ceylon . . . . .	56,428	800	10	..	..	16,598	241	7	..	..
Hongkong . . . . .	280,000	..	60,000	..	..	1,53,899	..	50,000	..	..
Other British Possessions . . . . .	..	..	400	..	..	..	..	100	..	..
<b>TOTAL BRITISH EMPIRE</b>	<b>316,433</b>	<b>2,500</b>	<b>61,660</b>	<b>..</b>	<b>..</b>	<b>1,70,504</b>	<b>3,486</b>	<b>53,187</b>	<b>..</b>	<b>..</b>
Greece . . . . .	..	14,400	..	..	..	..	9,700	..	..	..
China (exclusive of Hongkong and Macao) . . . . .	..	..	20,000	..	..	..	..	10,100	..	..
Egypt . . . . .	..	..	10,000	..	..	..	..	5,000	..	..
Other Foreign Countries . . . . .	..	..	1,620	..	..	..	..	700	..	..
<b>TOTAL FOREIGN COUNTRIES</b>	<b>..</b>	<b>14,400</b>	<b>31,620</b>	<b>..</b>	<b>..</b>	<b>..</b>	<b>9,700</b>	<b>16,800</b>	<b>..</b>	<b>..</b>
<i>Share of Bengal</i> . . . . .	..	200	1,250	..	..	..	200	2,990	..	..
„ <i>Bombay</i> . . . . .	280,005	15,900	112,020	..	..	1,53,906	12,846	65,990	..	..
„ <i>Madras</i> . . . . .	56,428	800	10	..	..	16,598	241	7	..	..
„ <i>Burma</i> . . . . .	..	..	..	..	..	..	..	..	..	..
<b>TOTAL</b>	<b>316,433</b>	<b>16,900</b>	<b>113,280</b>	<b>..</b>	<b>..</b>	<b>1,70,504</b>	<b>13,186</b>	<b>68,987</b>	<b>..</b>	<b>..</b>
Grey (unbleached) Nos. 11 to 15 (III. Q)—	Lbs.	Lbs.	Lbs.	Lbs.	Lbs.					
United Kingdom . . . . .	13,820	20,187	..	12,396	8,012	15,325	16,115	..	13,267	4,805
Hongkong . . . . .	541,200	..	..	..	..	3,37,700	..	..	..	..
<b>TOTAL BRITISH EMPIRE</b>	<b>555,020</b>	<b>20,187</b>	<b>..</b>	<b>12,396</b>	<b>8,012</b>	<b>3,53,025</b>	<b>16,115</b>	<b>..</b>	<b>13,267</b>	<b>4,805</b>
Egypt . . . . .	..	5,740	..	..	..	..	5,600	..	..	..
United States of America— Via Atlantic Coast . . . . .	976	2,928	..	..	..	1,335	4,320	..	..	..
Other Foreign Countries . . . . .	..	126	..	..	798	..	806	..	..	740
<b>TOTAL FOREIGN COUNTRIES</b>	<b>976</b>	<b>8,794</b>	<b>..</b>	<b>..</b>	<b>798</b>	<b>1,335</b>	<b>10,726</b>	<b>..</b>	<b>..</b>	<b>740</b>
<i>Share of Bengal</i> . . . . .	11,596	5,831	..	12,396	..	13,334	3,303	..	12,367	..
„ <i>Bombay</i> . . . . .	541,200	13,050	..	..	810	3,37,700	3,241	..	..	746
„ <i>Madras</i> . . . . .	3,200	10,000	..	..	3,000	2,325	3,797	..	..	4,799
<b>TOTAL</b>	<b>555,996</b>	<b>28,931</b>	<b>..</b>	<b>12,396</b>	<b>8,810</b>	<b>3,54,360</b>	<b>26,841</b>	<b>..</b>	<b>13,267</b>	<b>5,545</b>
Grey (unbleached) Nos. 16 to 20 (III. Q)—	Lbs.	Lbs.	Lbs.	Lbs.	Lbs.					
United Kingdom . . . . .	664,996	721,127	692,726	195,311	63,889	8,81,774	9,70,469	8,92,704	2,02,574	64,585

GENERAL IMPORTS

( 490 )

No. 13—continued

ARTICLES, AND COUNTRIES OF CONSIGNMENT; ALSO SHARE OF EACH PROVINCE	QUANTITY					VALUE				
	1927-28	1928-29	1929-30	1930-31	1931-32	1927-28	1928-29	1929-30	1930-31	1931-32
<i>Textiles—continued</i>						R	R	R	R	R
<i>Cotton—continued</i>										
<i>Twist and Yarn—continued</i>										
Grey (unbleached) Nos. 16 to 20 (III. Q)—continued	Lbs.	Lbs.	Lbs.	Lbs.	Lbs.					
China (exclusive of Hongkong and Macao)	370,000	40,000	..	10,060	34,400	2,57,831	32,141	..	5,781	16,657
Japan	153,000	12,200	..	43,230	4,835	1,12,204	9,733	..	24,480	2,887
Egypt	..	5,740	400	1,200	..	..	5,600	400	225	..
Other Foreign Countries	100	..	..	..	..	143	..	..	..	..
<b>TOTAL FOREIGN COUNTRIES</b>	<b>523,106</b>	<b>57,940</b>	<b>400</b>	<b>55,090</b>	<b>39,235</b>	<b>3,70,178</b>	<b>47,474</b>	<b>400</b>	<b>30,486</b>	<b>19,544</b>
<i>Share of Bengal</i>	<i>907,475</i>	<i>725,766</i>	<i>685,392</i>	<i>219,026</i>	<i>83,139</i>	<i>10,51,974</i>	<i>9,74,272</i>	<i>3,84,986</i>	<i>2,15,383</i>	<i>74,043</i>
.. Bombay	208,023	45,740	499	24,530	15,235	1,01,395	37,741	520	12,343	7,304
.. Sind	100	..	..	..	..	138	..	..	..	..
.. Madras	2,504	361	7,235	5,565	400	2,415	445	7,598	3,766	327
.. Burma	70,000	7,200	..	1,220	4,000	46,030	5,435	..	562	2,440
<b>TOTAL</b>	<b>1,188,102</b>	<b>779,067</b>	<b>693,126</b>	<b>250,401</b>	<b>107,774</b>	<b>12,51,952</b>	<b>10,17,043</b>	<b>3,93,104</b>	<b>2,33,060</b>	<b>84,129</b>
Grey (unbleached) Nos. 21 to 25 (III. Q)—	Lbs.	Lbs.	Lbs.	Lbs.	Lbs.					
United Kingdom	153,460	184,903	80,833	29,311	3,890	2,13,955	1,54,648	1,07,552	33,842	3,747
<b>TOTAL FOREIGN COUNTRIES</b>	<b>..</b>	<b>130,600</b>	<b>..</b>	<b>..</b>	<b>..</b>	<b>..</b>	<b>35,394</b>	<b>..</b>	<b>..</b>	<b>..</b>
<i>Share of Bengal</i>	<i>150,282</i>	<i>87,828</i>	<i>80,833</i>	<i>27,462</i>	<i>3,890</i>	<i>2,11,423</i>	<i>1,24,444</i>	<i>1,07,552</i>	<i>32,038</i>	<i>3,747</i>
.. Bombay	3,178	227,675	..	343	..	2,527	65,598	..	489	..
.. Madras	..	..	..	1,506	..	..	..	..	1,315	..
<b>TOTAL</b>	<b>153,460</b>	<b>315,503</b>	<b>80,833</b>	<b>29,311</b>	<b>3,890</b>	<b>2,13,955</b>	<b>1,90,042</b>	<b>1,07,552</b>	<b>33,842</b>	<b>3,747</b>
Grey (unbleached) Nos. 26 to 30 (III. Q)—	Lbs.	Lbs.	Lbs.	Lbs.	Lbs.					
United Kingdom	244,972	136,703	312,436	204,308	320,704	2,44,416	1,55,508	3,79,492	1,48,425	1,88,484
Straits Settlements (including Labuan)	..	..	..	1,668	..	..	..	..	1,220	..
<b>TOTAL BRITISH EMPIRE</b>	<b>244,972</b>	<b>136,703</b>	<b>312,436</b>	<b>205,976</b>	<b>320,704</b>	<b>2,44,416</b>	<b>1,55,508</b>	<b>3,79,492</b>	<b>1,49,645</b>	<b>1,88,484</b>
Japan	..	..	..	600	147,760	..	..	..	442	1,08,054
Other Foreign Countries	..	..	600	..	56	..	..	429	..	56
<b>TOTAL FOREIGN COUNTRIES</b>	<b>..</b>	<b>..</b>	<b>600</b>	<b>600</b>	<b>147,816</b>	<b>..</b>	<b>..</b>	<b>429</b>	<b>442</b>	<b>1,08,110</b>

No. 13—continued

ARTICLES AND COUNTRIES OF CONSIGNMENT; ALSO SHARE OF EACH PROVINCE	QUANTITY					VALUE				
	1927-28	1928-29	1929-30	1930-31	1931-32	1927-28	1928-29	1929-30	1930-31	1931-32
						₹	₹	₹	₹	₹
<b>Textiles—continued</b>										
<b>Cotton—continued</b>										
<b>Twist and Yarn—continued</b>										
Grey (unbleached) Nos. 26 to 30 (III. Q)—continued	Lbs.	Lbs.	Lbs.	Lbs.	Lbs.					
Share of Bengal . . . . .	133,274	45,610	67,067	160,012	175,611	1,32,579	56,847	96,055	1,10,074	1,12,906
„ Bombay . . . . .	108,196	91,093	238,219	32,464	12,872	1,06,145	98,661	3,76,343	28,741	10,318
„ Sind . . . . .	..	..	..	..	5,046	..	..	..	..	3,331
„ Madras . . . . .	3,502	..	1,800	5,900	127,231	5,692	..	1,766	5,533	61,435
„ Burma . . . . .	..	..	6,000	3,200	147,760	..	..	5,752	5,684	1,03,054
<b>TOTAL</b>	<b>244,972</b>	<b>186,703</b>	<b>313,086</b>	<b>206,576</b>	<b>468,520</b>	<b>2,44,416</b>	<b>1,55,508</b>	<b>3,79,921</b>	<b>1,50,087</b>	<b>2,01,594</b>
Grey (unbleached) Nos. 31 to 40 (III. Q)—	Lbs.	Lbs.	Lbs.	Lbs.	Lbs.					
United Kingdom . . . . .	3,352,472	3,216,740	2,738,879	883,619	1,223,730	33,27,139	37,64,379	30,12,331	7,34,316	8,44,668
Straits Settlements (including Labuan) . . . . .	138,000	285,600	6,813	..	20,000	1,28,617	3,04,272	7,608	..	15,000
Hongkong . . . . .	400	23,200	..	20,000	..	399	26,904	..	16,667	..
Other British Possessions . . . . .	..	..	..	252	..	..	..	..	132	..
<b>TOTAL BRITISH EMPIRE</b>	<b>3,490,872</b>	<b>3,505,540</b>	<b>2,745,692</b>	<b>903,871</b>	<b>1,243,730</b>	<b>34,56,155</b>	<b>40,95,555</b>	<b>30,19,939</b>	<b>8,01,115</b>	<b>8,59,668</b>
Germany . . . . .	..	..	..	4,500	..	..	..	..	6,216	..
Poland (including Dantzg) . . . . .	..	19,900	..	..	..	..	25,506	..	..	..
Italy . . . . .	4,500	1,65,700	347,114	22,000	..	5,959	73,174	3,55,243	19,571	..
China (exclusive of Hong- kong and Macao) . . . . .	10,382,245	10,535,954	9,639,215	10,105,630	11,149,938	1,04,01,855	1,16,45,411	1,01,22,502	81,53,292	75,77,359
Japan . . . . .	7,600,600	2,140,353	2,779,549	2,095,317	375,722	75,25,180	25,13,625	30,25,903	18,11,721	2,74,061
United States of America— Via Atlantic Coast . . . . .	..	4,115	..	..	..	..	5,388	..	..	..
Other Foreign Countries . . . . .	..	10	500	10	1,650	..	10	478	13	839
<b>TOTAL FOREIGN COUNTRIES</b>	<b>18,487,345</b>	<b>12,766,532</b>	<b>12,706,378</b>	<b>12,227,457</b>	<b>11,527,310</b>	<b>1,79,32,094</b>	<b>1,42,63,109</b>	<b>1,35,04,124</b>	<b>99,90,818</b>	<b>78,52,259</b>
Share of Bengal . . . . .	7,701,437	6,962,205	7,493,510	8,286,585	8,483,776	75,92,399	78,39,906	78,59,419	66,33,202	57,46,647
„ Bombay . . . . .	13,330,648	7,026,807	5,433,119	2,568,433	3,120,289	1,28,45,405	78,49,659	58,53,574	21,91,250	21,49,261
„ Sind . . . . .	..	40,775	6,000	..	5,200	..	49,577	5,780	..	3,330
„ Madras . . . . .	854,482	2,200,285	2,525,316	2,222,310	1,113,775	8,54,939	25,72,904	27,44,023	19,18,524	7,77,682
„ Burma . . . . .	91,600	42,000	54,125	54,000	48,000	96,406	46,618	61,207	45,952	34,457
<b>TOTAL</b>	<b>21,978,217</b>	<b>16,272,072</b>	<b>15,512,070</b>	<b>13,131,328</b>	<b>12,771,040</b>	<b>2,13,89,149</b>	<b>1,88,58,664</b>	<b>1,65,24,068</b>	<b>1,07,91,928</b>	<b>87,11,927</b>
Grey (unbleached) Nos. 41 to 50 (III. Q)—	Lbs.	Lbs.	Lbs.	Lbs.	Lbs.					
United Kingdom . . . . .	1,065,865	1,065,458	1,015,549	385,509	265,691	14,29,322	15,18,016	12,89,801	4,31,100	2,42,952
Italy . . . . .	18,000	5,000	..	..	..	23,568	8,292	..	..	..
China (exclusive of Hong- kong and Macao) . . . . .	..	10,000	10,000	2,000	..	..	13,562	11,062	2,000	..
Japan . . . . .	46,800	..	20,000	..	..	43,487	..	27,500	..	..
<b>TOTAL FOREIGN COUNTRIES</b>	<b>64,800</b>	<b>15,000</b>	<b>30,000</b>	<b>2,000</b>	<b>..</b>	<b>67,055</b>	<b>21,854</b>	<b>38,562</b>	<b>2,000</b>	<b>..</b>
Share of Bengal . . . . .	391,053	482,265	246,442	122,718	116,536	4,86,047	6,64,869	3,09,472	1,24,919	95,534
„ Bombay . . . . .	643,377	516,301	728,802	212,646	61,620	8,46,749	7,34,862	9,14,046	2,40,459	58,332
„ Madras . . . . .	96,235	71,892	70,305	52,145	37,535	1,63,581	1,21,579	1,04,345	67,723	89,086
„ Burma . . . . .	..	10,000	..	..	..	..	13,562	..	..	..
<b>TOTAL</b>	<b>1,180,665</b>	<b>1,080,458</b>	<b>1,045,549</b>	<b>387,509</b>	<b>265,691</b>	<b>14,96,377</b>	<b>15,94,872</b>	<b>13,28,368</b>	<b>4,33,100</b>	<b>2,42,952</b>

GENERAL IMPORTS

( 492 )

No. 13—continued

ARTICLES AND COUNTRIES OF CONSIGNMENT; ALSO SHARE OF EACH PROVINCE	QUANTITY					VALUE				
	1927-28	1928-29	1929-30	1930-31	1931-32	1927-28	1928-29	1929-30	1930-31	1931-32
<b>Textiles—continued</b>										
<b>Cotton—continued</b>						R	R	R	R	R
<b>Twist and Yarn—continued</b>	Lbs.	Lbs.	Lbs.	Lbs.	Lbs.					
Grey (unbleached) Nos. 51 to 60 (III. Q)—										
United Kingdom . . . . .	8,405,757	4,532,312	4,046,469	1,671,268	2,941,117	51,64,744	70,41,323	59,64,816	10,67,477	29,14,195
Straits Settlements (including Labuan) . . . . .	..	..	6,281	..	..	..	..	8,500	..	..
<b>TOTAL BRITISH POSSESSIONS</b> . . . . .	<b>8,405,757</b>	<b>4,532,312</b>	<b>4,052,750</b>	<b>1,671,268</b>	<b>2,941,117</b>	<b>51,64,744</b>	<b>70,41,323</b>	<b>59,73,316</b>	<b>10,67,477</b>	<b>29,14,195</b>
Franco . . . . .	..	..	..	..	4	..	..	..	..	4
Germany . . . . .	..	..	2,967	..	..	..	..	3,437	..	..
Austria . . . . .	2,400	..	..	..	..	4,117	..	..	..	..
Java . . . . .	..	5,448	..	..	..	..	7,052	..	..	..
Japan . . . . .	84,800	..	12,637	10,000	2,400	1,21,438	..	17,664	12,086	3,429
United States of America—Vid Atlantic Coast . . . . .	..	6,105	..	..	805	..	7,211	..	..	975
<b>TOTAL FOREIGN COUNTRIES</b> . . . . .	<b>87,200</b>	<b>11,553</b>	<b>15,604</b>	<b>16,000</b>	<b>3,209</b>	<b>1,25,550</b>	<b>14,263</b>	<b>21,101</b>	<b>12,086</b>	<b>4,408</b>
Share of Bengal . . . . .	155,178	329,035	266,721	152,660	400,522	2,18,123	4,69,874	3,48,431	1,39,375	3,37,118
Bomday . . . . .	760,419	1,141,205	938,178	206,739	89,883	10,25,115	15,61,078	11,77,703	2,17,911	94,464
Madras . . . . .	2,577,360	3,071,625	2,863,455	1,317,929	2,451,921	40,47,056	50,21,622	44,68,283	16,18,176	24,85,184
Burma . . . . .	..	2,000	..	4,000	2,000	..	3,012	..	3,601	1,837
<b>TOTAL</b> . . . . .	<b>3,492,957</b>	<b>4,548,865</b>	<b>4,068,854</b>	<b>1,681,268</b>	<b>2,944,826</b>	<b>52,90,294</b>	<b>70,55,586</b>	<b>59,94,417</b>	<b>19,79,563</b>	<b>29,18,608</b>
Grey (unbleached) Nos. 61 to 100 (III. Q)—	Lbs.	Lbs.	Lbs.	Lbs.	Lbs.					
United Kingdom . . . . .	1,676,220	2,039,836	1,917,746	838,843	1,148,499	31,21,697	43,10,821	31,73,231	12,04,732	14,07,038
Japan . . . . .	..	9,600	1,500	..	3,500	..	14,644	2,679	..	4,780
Share of Bengal . . . . .	915,943	1,142,517	845,376	383,992	523,398	16,09,933	23,49,071	14,43,126	4,91,533	6,08,190
Bomday . . . . .	313,887	329,454	494,825	125,908	62,608	5,25,120	6,22,797	8,13,859	1,94,921	86,002
Sind . . . . .	..	..	..	..	3,600	..	..	..	..	4,889
Madras . . . . .	446,390	577,465	579,045	328,946	557,395	9,86,644	13,53,797	12,18,925	5,18,278	7,12,937
<b>TOTAL</b> . . . . .	<b>1,676,220</b>	<b>2,049,436</b>	<b>1,919,246</b>	<b>838,843</b>	<b>1,149,999</b>	<b>31,21,697</b>	<b>43,25,665</b>	<b>34,75,910</b>	<b>12,04,732</b>	<b>14,11,818</b>
Grey (unbleached) above No. 100 (III. Q)—	Lbs.	Lbs.	Lbs.	Lbs.	Lbs.					
United Kingdom . . . . .	115,576	139,860	162,710	114,257	82,207	2,80,051	4,66,725	4,78,660	2,92,378	64,745
China (inclusive of Hongkong and Macão) . . . . .	..	..	..	72,139	..	..	..	..	59,607	..
Share of Bengal . . . . .	36,134	40,191	47,840	13,485	19,772	1,02,513	1,20,223	1,31,107	34,255	37,918
Bomday . . . . .	35,327	20,859	33,120	23,842	400	40,312	54,606	82,849	49,736	762
Madras . . . . .	44,115	78,810	31,750	76,930	12,035	1,46,226	2,91,996	2,64,704	2,03,337	26,065
Burma . . . . .	..	..	..	72,139	..	..	..	..	59,607	..
<b>TOTAL</b> . . . . .	<b>115,576</b>	<b>139,860</b>	<b>162,710</b>	<b>186,896</b>	<b>82,207</b>	<b>2,80,051</b>	<b>4,66,725</b>	<b>4,78,660</b>	<b>3,51,985</b>	<b>64,745</b>
Grey two folds (doubles) (III. Q)—	Lbs.	Lbs.	Lbs.	Lbs.	Lbs.					
United Kingdom . . . . .	1,306,380	2,962,456	1,176,093	808,565	1,124,278	23,18,385	44,80,001	18,64,665	11,21,623	13,94,730
Straits Settlements (including Labuan) . . . . .	..	..	832	..	..	..	..	400	..	..
Hongkong . . . . .	20,000	..	..	..	..	21,125	..	..	..	..
<b>TOTAL BRITISH POSSESSIONS</b> . . . . .	<b>1,326,380</b>	<b>2,962,456</b>	<b>1,176,925</b>	<b>808,565</b>	<b>1,124,278</b>	<b>23,39,510</b>	<b>44,80,001</b>	<b>18,65,065</b>	<b>11,21,623</b>	<b>13,94,730</b>
Germany . . . . .	..	..	400	54	..	..	..	1,131	102	..
Italy . . . . .	40,590	430,630	665,277	12,860	127,600	41,213	5,23,819	7,59,984	10,896	1,08,115
Austria . . . . .	..	..	4,800	..	..	..	..	5,714	..	..
China (exclusive of Hongkong and Macão) . . . . .	782,458	810,601	722,028	1,526,199	2,016,900	8,42,593	10,71,812	7,78,830	13,39,885	15,98,651
Japan . . . . .	3,111,700	1,137,960	2,043,017	825,702	438,050	35,53,518	15,87,184	24,32,589	8,33,154	3,97,747
United States of America—Vid Atlantic Coast . . . . .	30,020	..	..	110	207	24,869	..	..	808	532
Other Foreign Countries . . . . .	117	..	..	..	600	907	..	..	..	426
<b>TOTAL FOREIGN COUNTRIES</b> . . . . .	<b>3,964,885</b>	<b>2,379,200</b>	<b>3,435,517</b>	<b>2,364,925</b>	<b>2,584,257</b>	<b>44,63,100</b>	<b>31,82,815</b>	<b>39,73,246</b>	<b>21,84,345</b>	<b>21,05,471</b>

No. 13—continued

ARTICLES AND COUNTRIES OF CONSIGNMENT; ALSO SHARE OF EACH PROVINCE	QUANTITY					VALUE				
	1927-28	1928-29	1929-30	1930-31	1931-32	1927-28	1928-29	1929-30	1930-31	1931-32
<i>Textiles—continued</i>						R	R	R	R	R
<i>Cotton—continued</i>										
<i>Twist and Yarn—continued</i>										
Grey two folds (doubles) (III, Q)—continued	Lbs.	Lbs.	Lbs.	Lbs.	Lbs.					
Share of Bengal . . . . .	584,457	458,601	583,168	493,689	535,663	6,70,366	6,27,527	7,10,620	5,07,061	4,76,819
„ Bombay . . . . .	4,327,861	4,437,082	3,694,828	2,270,689	2,578,782	57,46,775	64,64,762	47,50,743	24,44,359	25,37,495
„ Sind . . . . .	..	..	..	..	1,200	..	..	..	..	1,166
„ Madras . . . . .	7,000	41,652	331	4,500	4,930	9,021	50,374	1,447	6,435	4,146
„ Burma . . . . .	371,947	404,321	333,565	404,612	588,560	3,76,448	5,20,153	3,75,493	3,43,113	4,30,546
<b>TOTAL</b>	<b>5,291,265</b>	<b>5,841,656</b>	<b>4,612,442</b>	<b>3,173,490</b>	<b>3,708,535</b>	<b>68,02,010</b>	<b>76,62,816</b>	<b>58,38,303</b>	<b>33,05,968</b>	<b>35,00,201</b>
<i>Total of Grey (unbleached) (III, Q)—</i>	Lbs.	Lbs.	Lbs.	Lbs.	Lbs.					
United Kingdom . . . . .	11,999,523	15,021,232	12,144,741	5,143,387	7,131,667	1,70,06,815	2,28,76,252	1,74,06,232	61,90,734	71,29,949
Ceylon . . . . .	56,428	800	10	252	..	16,598	241	7	132	..
Straits Settlements (including Labuan) . . . . .	138,000	265,000	14,326	1,668	20,000	1,28,617	3,04,272	16,698	1,220	15,000
Hongkong . . . . .	821,600	23,200	80,000	20,000	..	5,13,123	26,904	50,000	16,667	..
<b>TOTAL BRITISH EMPIRE</b>	<b>13,016,551</b>	<b>15,310,832</b>	<b>12,239,077</b>	<b>5,165,307</b>	<b>7,151,667</b>	<b>1,76,64,153</b>	<b>2,32,07,669</b>	<b>1,75,32,937</b>	<b>62,17,753</b>	<b>71,44,949</b>
Poland (including Dantzic) . . . . .	..	19,900	..	..	..	..	25,506	..	..	..
Germany . . . . .	..	..	3,367	4,554	46	..	..	4,568	6,318	50
Italy . . . . .	63,090	501,339	1,012,391	34,860	127,600	70,740	6,05,235	11,15,227	30,467	1,08,115
Austria . . . . .	2,400	..	5,300	..	..	4,117	..	6,190	..	..
Greece . . . . .	..	14,400	..	..	..	..	9,700	..	..	..
Java] . . . . .	..	5,448	..	..	..	..	7,052	..	..	..
China (exclusive of Hongkong and Macao) . . . . .	12,034,703	11,396,555	10,391,238	11,716,628	13,201,238	1,15,02,279	1,27,62,926	1,09,17,494	95,60,565	91,92,667
Japan . . . . .	10,996,900	3,431,213	4,856,703	2,974,849	973,965	1,13,55,322	41,60,730	55,06,935	26,81,823	7,86,698
Egypt . . . . .	..	11,490	30,400	1,200	..	..	11,210	5,400	225	..
United States of America—										
Vid Atlantic Coast . . . . .	30,996	13,148	..	110	1,012	26,204	16,914	..	308	1,507
Other Foreign Countries . . . . .	223	126	2,220	10	2,264	1,050	806	1,129	13	1,275
<b>TOTAL FOREIGN COUNTRIES</b>	<b>23,128,312</b>	<b>15,303,619</b>	<b>16,281,619</b>	<b>14,732,211</b>	<b>14,306,125</b>	<b>2,29,60,212</b>	<b>1,76,00,179</b>	<b>1,75,56,843</b>	<b>1,22,79,779</b>	<b>1,00,90,812</b>
Share of Bengal . . . . .	10,986,879	10,280,099	10,317,599	9,871,965	10,247,305	1,20,39,196	1,32,36,135	1,13,93,758	33,02,110	74,92,957
„ Bombay . . . . .	20,532,121	13,865,106	11,673,610	5,465,642	5,942,499	2,17,31,149	1,75,10,551	1,39,36,632	53,33,763	49,95,184
„ Sind . . . . .	100	40,775	6,000	..	15,016	138	49,577	5,780	..	13,065
„ Madras . . . . .	4,091,216	6,052,890	6,129,797	4,016,730	4,362,922	62,34,998	94,22,755	88,11,598	43,48,141	41,61,721
„ Burma . . . . .	533,547	465,521	393,690	544,181	790,020	5,18,384	5,33,330	4,42,512	4,63,519	5,72,334
<b>TOTAL</b>	<b>36,143,863</b>	<b>30,704,451</b>	<b>28,520,696</b>	<b>19,897,518</b>	<b>21,457,792</b>	<b>4,06,24,365</b>	<b>4,08,07,848</b>	<b>3,50,89,280</b>	<b>1,84,97,532</b>	<b>1,72,35,261</b>

GENERAL IMPORTS

( 494 )

No. 13—continued

ARTICLES AND COUNTRIES OF CONSIGNMENT; ALSO SHARE OF EACH PROVINCE	QUANTITY					VALUE				
	1927-28	1928-29	1929-30	1930-31	1931-32	1927-28	1928-29	1929-30	1930-31	1931-32
<i>Textiles—continued</i>						R	R	R	R	R
<i>Cotton—continued</i>										
<i>Twelv and Yarn—continued</i>										
White (bleached) Nos. 1-20 (III Q)—	Lbs.	Lbs.	Lbs.	Lbs.	Lbs.					
United Kingdom . . . . .	4,598	908	806	990	6,346	6,398	1,500	797	964	4,586
Other British Possessions . . . . .	..	..	..	800	..	..	..	..	112	..
<b>TOTAL BRITISH POSSESSIONS</b> . . . . .	<b>4,598</b>	<b>908</b>	<b>806</b>	<b>1,290</b>	<b>6,346</b>	<b>6,398</b>	<b>1,500</b>	<b>797</b>	<b>1,076</b>	<b>4,586</b>
Germany . . . . .	60	..	..	..	..	120	..	..	..	..
Japan . . . . .	..	..	2,000	..	..	..	..	2,750	..	..
<b>TOTAL FOREIGN COUNTRIES</b> . . . . .	<b>60</b>	<b>..</b>	<b>2,000</b>	<b>..</b>	<b>..</b>	<b>120</b>	<b>..</b>	<b>2,750</b>	<b>..</b>	<b>..</b>
Share of Bengal . . . . .	3,098	908	2,000	..	1,546	4,333	1,590	2,750	..	1,538
„ Bombay . . . . .	..	..	..	800	..	..	..	..	112	..
„ Sind . . . . .	60	..	206	..	..	120	..	275	..	..
„ Madras . . . . .	1,500	..	400	900	4,800	2,065	..	522	964	3,048
<b>TOTAL</b> . . . . .	<b>4,658</b>	<b>908</b>	<b>2,606</b>	<b>1,290</b>	<b>6,346</b>	<b>6,518</b>	<b>1,590</b>	<b>3,547</b>	<b>1,076</b>	<b>4,586</b>
White (bleached) Nos. 21-25 (III Q)—	Lbs.	Lbs.	Lbs.	Lbs.	Lbs.					
United Kingdom . . . . .	24,223	8,207	12,051	5,431	3,080	37,456	12,476	18,509	8,577	3,469
Japan . . . . .	..	..	2,800	..	..	..	..	3,179	..	..
Share of Bengal . . . . .	18,223	8,207	12,051	5,328	3,080	28,885	12,476	18,509	8,393	3,469
„ Bombay . . . . .	6,000	..	..	103	..	8,571	..	..	164	..
„ Madras . . . . .	..	..	2,800	..	..	..	..	3,179	..	..
<b>TOTAL</b> . . . . .	<b>24,223</b>	<b>8,207</b>	<b>14,851</b>	<b>5,431</b>	<b>3,080</b>	<b>37,456</b>	<b>12,476</b>	<b>21,688</b>	<b>8,577</b>	<b>3,469</b>
White (bleached) Nos. 26-30 (III Q)—	Lbs.	Lbs.	Lbs.	Lbs.	Lbs.					
United Kingdom . . . . .	54,911	27,517	45,802	6,352	26,081	73,171	41,898	67,630	9,640	29,802
Ceylon . . . . .	..	..	2,321	..	..	..	..	851	..	..
<b>TOTAL BRITISH EMPIRE</b> . . . . .	<b>54,911</b>	<b>27,517</b>	<b>48,123</b>	<b>6,352</b>	<b>26,081</b>	<b>73,171</b>	<b>41,898</b>	<b>68,481</b>	<b>9,640</b>	<b>29,802</b>
Switzerland . . . . .	..	..	..	1,600	..	..	..	..	1,865	..
Share of Bengal . . . . .	29,636	12,917	18,102	6,352	22,801	38,339	25,323	33,949	9,640	27,959
„ Bombay . . . . .	16,800	400	10,200	..	..	23,830	500	13,327	..	..
„ Sind . . . . .	3,095	13,000	17,100	1,600	2,420	5,106	14,705	19,846	1,565	1,377
„ Madras . . . . .	4,430	1,200	2,721	..	800	5,846	1,370	1,349	..	466
<b>TOTAL</b> . . . . .	<b>54,911</b>	<b>27,517</b>	<b>48,123</b>	<b>7,952</b>	<b>26,081</b>	<b>73,171</b>	<b>41,898</b>	<b>68,481</b>	<b>11,505</b>	<b>29,802</b>
White (bleached) Nos. 31-40 (III Q)—	Lbs.	Lbs.	Lbs.	Lbs.	Lbs.					
United Kingdom . . . . .	1,171,872	1,164,500	1,556,102	926,739	1,010,819	14,18,230	14,81,605	19,56,152	9,27,006	8,24,138
Italy . . . . .	..	500	8,500	..	..	..	592	9,807	..	..
China (exclusive of Hong- kong and Macao) . . . . .	..	..	28,000	..	4,000	..	..	30,816	..	2,748
Japan . . . . .	94,000	8,400	20,000	17,528	8,000	80,288	10,571	22,708	21,259	8,000
Other Foreign Countries . . . . .	1,080	100	..	..	..	510	132	..	..	..
<b>TOTAL FOREIGN COUNTRIES</b> . . . . .	<b>95,080</b>	<b>9,000</b>	<b>56,500</b>	<b>17,528</b>	<b>12,000</b>	<b>89,798</b>	<b>11,295</b>	<b>62,826</b>	<b>21,259</b>	<b>10,748</b>
Share of Bengal . . . . .	206,238	29,855	49,490	34,371	29,404	2,14,133	37,970	57,583	39,156	24,419
„ Bombay . . . . .	7,480	9,000	2,121	..	920	7,903	12,496	2,902	..	469
„ Sind . . . . .	53,100	114,905	98,798	52,220	53,900	57,536	1,28,606	1,08,123	50,830	38,124
„ Madras . . . . .	1,000,134	1,017,740	1,457,993	807,176	9,30,595	12,28,466	13,11,866	18,46,369	8,59,179	7,70,650
„ Burma . . . . .	..	2,000	4,200	..	2,090	..	2,052	3,991	..	1,194
<b>TOTAL</b> . . . . .	<b>1,266,952</b>	<b>1,173,500</b>	<b>1,612,602</b>	<b>944,267</b>	<b>1,022,810</b>	<b>15,98,028</b>	<b>14,92,900</b>	<b>20,18,978</b>	<b>9,49,165</b>	<b>8,34,880</b>

No. 13—continued

ARTICLES AND COUNTRIES OF CONSIGNMENT; ALSO SHARE OF EACH PROVINCE	QUANTITY					VALUE				
	1927-28	1928-29	1929-30	1930-31	1931-32	1927-28	1928-29	1929-30	1930-31	1931-32
<i>Textiles—continued</i>						R	R	R	R	R
<i>Cotton—continued</i>										
<i>Twist and Yarn—continued</i>										
White (bleached) Nos. 41-50 (III. Q)—	Lbs.	Lbs.	Lbs.	Lbs.	Lbs.					
United Kingdom . . . . .	9,250	9,828	..	600	3,300	22,452	13,204	..	975	2,913
Japan . . . . .	..	..	32,000	28,060	8,000	..	..	37,598	25,731	6,440
Share of Bengal . . . . .	4,000	4,300	..	10,600	3,300	4,253	6,519	..	10,775	2,913
„ Madras . . . . .	5,250	5,528	32,000	18,060	8,000	18,194	6,685	37,598	15,931	6,440
<b>TOTAL</b> . . . . .	<b>9,250</b>	<b>9,828</b>	<b>32,000</b>	<b>28,650</b>	<b>11,300</b>	<b>22,452</b>	<b>13,204</b>	<b>37,598</b>	<b>26,706</b>	<b>9,353</b>
White (bleached) above No. 50 (III. Q)—	Lbs.	Lbs.	Lbs.	Lbs.	Lbs.					
United Kingdom . . . . .	1,037,337	1,118,597	1,289,509	824,254	596,526	21,05,884	22,43,572	24,49,280	12,41,643	7,24,671
Straits Settlements (including Labuan) . . . . .	8,000	..	..	100	..	6,859	..	..	185	..
<b>TOTAL BRITISH EMPIRE</b> . . . . .	<b>1,040,337</b>	<b>1,118,597</b>	<b>1,289,509</b>	<b>824,354</b>	<b>596,526</b>	<b>21,12,743</b>	<b>22,43,572</b>	<b>24,49,280</b>	<b>12,41,828</b>	<b>7,24,671</b>
Belgium . . . . .	..	..	..	..	30	..	..	..	..	32
China (exclusive of Hong- kong and Macão) . . . . .	7,500	..	..	..	..	16,153	..	..	..	..
Japan . . . . .	..	11,100	..	12,000	1,500	..	22,406	..	13,555	2,065
<b>TOTAL FOREIGN COUNTRIES</b> . . . . .	<b>7,500</b>	<b>11,100</b>	<b>..</b>	<b>12,000</b>	<b>1,530</b>	<b>16,153</b>	<b>22,406</b>	<b>..</b>	<b>13,555</b>	<b>2,067</b>
Share of Bengal . . . . .	23,106	32,552	29,497	17,662	40,316	37,823	56,619	51,323	19,350	44,444
„ Bombay . . . . .	5,199	2,600	8,023	1,451	4,327	11,053	7,030	18,580	2,819	6,718
„ Sind . . . . .	..	..	..	..	5,107	..	..	..	..	5,223
„ Madras . . . . .	1,019,532	1,094,545	1,251,939	817,241	547,806	20,80,018	22,02,339	23,79,377	12,33,194	6,70,383
<b>TOTAL</b> . . . . .	<b>1,047,837</b>	<b>1,129,697</b>	<b>1,289,509</b>	<b>836,354</b>	<b>598,056</b>	<b>21,28,899</b>	<b>22,66,038</b>	<b>24,49,280</b>	<b>12,55,833</b>	<b>7,26,768</b>
White (bleached) two folds (doubles) (III. Q)—	Lbs.	Lbs.	Lbs.	Lbs.	Lbs.					
United Kingdom . . . . .	1,549,831	2,284,959	1,791,244	1,751,422	1,548,155	27,54,985	33,62,115	24,95,302	20,44,425	14,02,589
Straits Settlements (including Labuan) . . . . .	..	4,000	..	208	..	..	5,429	..	379	..
<b>TOTAL BRITISH EMPIRE</b> . . . . .	<b>1,549,831</b>	<b>2,288,959</b>	<b>1,791,244</b>	<b>1,751,630</b>	<b>1,548,155</b>	<b>27,54,985</b>	<b>33,67,544</b>	<b>24,95,302</b>	<b>20,44,804</b>	<b>14,02,589</b>
Germany . . . . .	71,650	..	..	..	..	82,062	..	..	..	..
Belgium . . . . .	..	..	..	2,074	6,020	..	..	..	2,552	5,488
Italy . . . . .	..	23,526	21,042	3,682	4,189	..	31,519	27,642	4,098	3,089
China (exclusive of Hong- kong and Macão) . . . . .	10,000	..	..	2,400	..	12,154	..	..	2,908	..
Japan . . . . .	773,800	405,921	467,227	390,825	413,500	10,14,190	5,96,142	6,25,149	4,17,315	4,07,932
Other Foreign Countries . . . . .	..	211	..	..	..	..	592	..	..	..
<b>TOTAL FOREIGN COUNTRIES</b> . . . . .	<b>855,450</b>	<b>429,658</b>	<b>468,269</b>	<b>398,931</b>	<b>428,700</b>	<b>11,08,400</b>	<b>6,28,253</b>	<b>6,52,091</b>	<b>4,26,908</b>	<b>4,17,409</b>
Share of Bengal . . . . .	94,211	123,955	84,159	93,853	152,822	1,41,545	2,00,488	1,38,554	1,17,438	1,70,676
„ Bombay . . . . .	2,193,985	2,382,648	1,923,476	1,766,489	1,585,052	36,71,951	34,86,786	26,26,375	20,50,701	16,19,164
„ Madras . . . . .	19,500	101,457	185,978	185,804	30,790	24,617	1,48,690	2,54,042	2,16,119	74,780
„ Burma . . . . .	97,536	110,557	85,900	104,415	153,200	1,25,278	1,59,903	1,28,822	1,57,609	1,45,370
<b>TOTAL</b> . . . . .	<b>2,405,281</b>	<b>2,718,617</b>	<b>2,279,513</b>	<b>2,150,561</b>	<b>1,971,864</b>	<b>38,63,891</b>	<b>39,95,797</b>	<b>31,47,998</b>	<b>24,71,767</b>	<b>19,00,998</b>

GENERAL IMPORTS

No. 13—continued.

ARTICLES AND COUNTRIES OF CONSIGNMENT; ALSO SHARE OF EACH PROVINCE	QUANTITY					VALUE				
	1927-28	1928-29	1929-30	1930-31	1931-32	1927-28	1928-29	1929-30	1930-31	1931-32
						R	R	R	R	R
<b>Textiles—continued</b>										
<b>Cotton—continued</b>										
<b>Twist and Yarn—continued</b>										
<b>- Total of White (bleached) (III. Q)—</b>	<b>Lbs.</b>	<b>Lbs.</b>	<b>Lbs.</b>	<b>Lbs.</b>	<b>Lbs.</b>					
United Kingdom . . . . .	3,852,022	4,614,516	4,695,314	3,515,738	3,194,307	64,18,576	71,56,550	69,87,670	42,34,130	30,82,16
Straits Settlements (including Labuan) . . . . .	3,000	4,000	..	308	..	6,859	5,429	..	564	..
Other British Possessions . . . . .	1,080	..	2,321	300	..	510	..	351	112	..
<b>TOTAL BRITISH EMPIRE</b>	<b>3,856,102</b>	<b>4,618,516</b>	<b>4,697,635</b>	<b>3,516,396</b>	<b>3,194,307</b>	<b>64,25,945</b>	<b>71,61,979</b>	<b>69,88,521</b>	<b>42,34,806</b>	<b>30,82,16</b>
Germany . . . . .	71,710	100	..	..	..	82,182	132	..	..	..
Belgium . . . . .	..	..	..	2,074	6,050	..	..	..	2,552	5,521
Switzerland . . . . .	..	..	..	1,600	..	..	..	..	1,865	..
Italy . . . . .	..	24,026	29,542	3,632	4,189	..	32,111	36,849	4,098	3,981
China (exclusive of Hong-kong and Macao) . . . . .	10,000	..	28,000	2,400	4,000	12,154	..	30,316	2,998	2,745
Japan . . . . .	875,300	425,421	524,027	448,413	431,000	11,19,634	6,29,179	6,91,379	4,77,860	4,24,437
Other Foreign Countries . . . . .	..	211	..	..	..	..	592	..	..	..
<b>TOTAL FOREIGN COUNTRIES</b>	<b>957,010</b>	<b>449,758</b>	<b>581,569</b>	<b>453,119</b>	<b>445,239</b>	<b>12,18,970</b>	<b>6,62,014</b>	<b>7,59,044</b>	<b>4,89,373</b>	<b>4,36,694</b>
<b>Share of Bengal . . . . .</b>	<b>373,562</b>	<b>212,694</b>	<b>195,299</b>	<b>163,166</b>	<b>253,329</b>	<b>4,69,321</b>	<b>3,40,935</b>	<b>3,02,668</b>	<b>2,04,752</b>	<b>2,75,447</b>
" Bombay . . . . .	2,229,464	2,394,648	1,944,028	1,768,343	1,590,299	36,23,358	35,06,312	26,61,969	20,33,336	15,26,351
" Sind . . . . .	57,155	127,905	115,393	54,320	61,427	62,762	1,43,311	1,27,979	52,695	44,724
" Madras . . . . .	2,050,348	2,220,470	2,923,331	1,379,271	1,573,791	33,59,196	36,70,930	45,22,436	23,25,337	16,25,767
" Burma . . . . .	97,585	112,557	90,100	104,415	155,200	1,25,273	1,61,955	1,32,512	1,07,509	1,40,573
<b>TOTAL</b>	<b>4,818,112</b>	<b>5,068,274</b>	<b>5,270,204</b>	<b>3,974,515</b>	<b>3,639,546</b>	<b>76,39,915</b>	<b>78,23,993</b>	<b>77,47,565</b>	<b>47,24,179</b>	<b>35,18,862</b>
<b>Coloured Nos. 1 to 20 (III. Q)—</b>	<b>Lbs.</b>	<b>Lbs.</b>	<b>Lbs.</b>	<b>Lbs.</b>	<b>Lbs.</b>					
United Kingdom . . . . .	398,560	272,593	216,678	184,335	185,012	5,51,042	3,52,632	2,83,437	2,01,295	1,70,173
Aden and Dependencies . . . . .	..	..	..	700	..	..	..	..	437	..
<b>TOTAL, BRITISH EMPIRE</b>	<b>398,560</b>	<b>272,593</b>	<b>216,678</b>	<b>185,335</b>	<b>185,012</b>	<b>5,51,042</b>	<b>3,52,632</b>	<b>2,83,437</b>	<b>2,01,732</b>	<b>1,70,173</b>
Belgium . . . . .	625	..	..	..	..	1,225	..	..	..	..
Other Foreign Countries . . . . .	240	..	25	..	..	480	..	56	..	..
<b>TOTAL FOREIGN COUNTRIES</b>	<b>865</b>	<b>..</b>	<b>25</b>	<b>..</b>	<b>..</b>	<b>1,705</b>	<b>..</b>	<b>56</b>	<b>..</b>	<b>..</b>
<b>Share of Bengal . . . . .</b>	<b>17,310</b>	<b>74,151</b>	<b>13,954</b>	<b>7,341</b>	<b>2,571</b>	<b>24,280</b>	<b>1,00,440</b>	<b>18,693</b>	<b>7,031</b>	<b>3,434</b>
" Bombay . . . . .	775	298	1,541	940	..	1,451	430	2,369	603	..
" Sind . . . . .	340	..	..	..	..	480	..	..	..	..
" Madras . . . . .	..	..	..	..	41	..	..	..	..	40
" Burma . . . . .	380,600	198,146	201,208	177,054	182,400	5,26,536	3,51,712	2,03,631	1,94,043	1,67,654
<b>TOTAL</b>	<b>399,425</b>	<b>272,593</b>	<b>216,703</b>	<b>185,335</b>	<b>185,012</b>	<b>5,52,747</b>	<b>3,52,632</b>	<b>2,83,493</b>	<b>2,01,732</b>	<b>1,70,173</b>
<b>Coloured Nos. 21 to 25 (III. Q)—</b>	<b>Lbs.</b>	<b>Lbs.</b>	<b>Lbs.</b>	<b>Lbs.</b>	<b>Lbs.</b>					
United Kingdom . . . . .	237,226	222,770	197,183	216,326	219,800	2,94,761	2,87,947	2,38,871	2,31,994	2,02,060
Straits Settlements (including Labuan) . . . . .	..	1,800	..	..	..	..	1,857	..	..	..
<b>TOTAL BRITISH EMPIRE</b>	<b>237,226</b>	<b>224,570</b>	<b>197,183</b>	<b>216,326</b>	<b>219,800</b>	<b>2,94,761</b>	<b>2,89,804</b>	<b>2,38,871</b>	<b>2,31,994</b>	<b>2,02,060</b>



No. 13—continued

ARTICLES AND COUNTRIES OF CONSIGNMENT; ALSO SHARE OF EACH PROVINCE	QUANTITY					VALUE				
	1927-28	1928-29	1929-30	1930-31	1931-32	1927-28	1928-29	1929-30	1930-31	1931-32
						R	R	R	R	R
Textiles—continued ]										
Cotton—continued										
Twist and Yarn—continued										
Coloured Nos. 21 to 25 (III. Q)—continued	Lbs.	Lbs.	Lbs.	Lbs.	Lbs.					
TOTAL FOREIGN COUNTRIES	..	..	10	..	..	..	..	15	..	..
Share of Bengal . . . . .	4,981	1,785	1,277	..	..	7,788	2,306	1,747	..	..
„ Bombay . . . . .	..	1,800	610	600	..	..	1,857	1,005	788	..
„ Sind . . . . .	..	600	..	..	..	..	1,309	..	..	..
„ Burma . . . . .	232,245	220,385	195,311	215,726	219,800	2,86,973	2,84,332	2,36,134	2,31,212	2,02,060
TOTAL	237,226	224,570	197,198	216,326	219,800	2,94,761	2,89,804	2,38,886	2,31,994	2,02,060
Coloured Nos. 26 to 30 (III. Q)—	Lbs.	Lbs.	Lbs.	Lbs.	Lbs.					
United Kingdom . . . . .	112,588	35,830	23,652	5,157	15,079	1,30,502	49,838	33,257	7,559	17,594
Switzerland . . . . .	19,570	9,700	6,770	6,400	12,701	19,215	9,996	8,909	7,460	12,517
Italy . . . . .	6,727	..	3,200	800	..	6,744	..	4,034	970	..
Other Foreign Countries . . . . .	560	..	38	210	..	600	..	78	722	..
TOTAL FOREIGN COUNTRIES	26,857	9,700	10,008	7,410	12,701	26,559	9,996	18,021	9,150	12,517
Share of Bengal . . . . .	1,040	2,431	625	1,357	2,297	2,379	2,468	1,348	3,271	2,357
„ Bombay . . . . .	14,100	14,999	10,365	1,710	6	22,406	21,108	13,878	9,729	4
„ Sind . . . . .	124,305	23,100	22,470	9,000	25,477	1,31,776	30,260	30,801	10,708	27,250
Madras . . . . .	..	..	200	..	..	..	..	251	..	..
TOTAL	139,445	45,530	33,660	12,567	27,780	1,57,061	53,834	46,278	16,708	30,111
Coloured Nos. 31 to 40 (III. Q)—	Lbs.	Lbs.	Lbs.	Lbs.	Lbs.					
United Kingdom . . . . .	2,646,898	1,736,929	1,661,759	565,954	440,512	34,82,640	25,30,352	22,76,830	6,98,256	4,68,784
Ceylon . . . . .	1	..	..	..	..	1	..	..	..	..
Straits Settlements (including Labuan) . . . . .	16,000	..	..	62	..	16,192	..	..	96	..
TOTAL BRITISH EMPIRE	2,662,894	1,738,929	1,661,759	566,016	440,512	34,98,838	25,30,352	22,76,830	6,98,352	4,68,784
Germany . . . . .	71,559	50,592	86,084	10,300	10,200	91,904	71,453	1,26,988	14,110	11,629
Netherlands . . . . .	523,560	..	35,844	15,000	..	7,42,147	..	55,701	28,089	..
Belgium . . . . .	20,800	..	..	..	..	24,361	..	..	..	..
France . . . . .	..	..	..	1,500	2,000	..	..	..	1,822	1,952

GENERAL IMPORTS

( 498 )

No. 13—continued

ARTICLES AND COUNTRIES OF CONSIGNMENT; ALSO SHARE OF EACH PROVINCE	QUANTITY					VALUE				
	1927-28	1928-29	1929-30	1930-31	1931-32	1927-28	1928-29	1929-30	1930-31	1931-32
	Lbs.	Lbs.	Lbs.	Lbs.	Lbs.	R	R	R	R	R
<i>Textiles—continued</i>										
<i>Cotton—continued</i>										
<i>Twill and Yarn—continued</i>										
Coloured Nos. 31 to 40 (III. Q)— <i>continued</i>										
Switzerland . . . . .	443,149	348,986	652,140	63,200	34,100	5,69,058	4,38,513	8,97,631	81,137	35,972
Italy . . . . .	317,449	284,975	357,855	13,100	10,000	3,99,483	3,86,182	4,65,447	17,119	10,000
Austria . . . . .	800	..	17,800	..	..	1,076	..	36,137	..	..
Java . . . . .	..	..	2,241	..	..	..	..	3,052	..	..
China (exclusive of Hong-kong and Macao) . . . . .	..	..	56,800	4,000	10,000	..	..	62,406	3,507	5,884
Japan . . . . .	19,000	66,000	52,400	4,000	..	20,750	75,532	62,461	3,477	..
Other Foreign Countries . . . . .	134	..	..	..	..	167	..	..	..	..
<b>TOTAL FOREIGN COUNTRIES</b>	<b>1,396,451</b>	<b>750,453</b>	<b>1,261,164</b>	<b>111,600</b>	<b>66,300</b>	<b>18,49,546</b>	<b>10,16,680</b>	<b>17,09,826</b>	<b>1,44,211</b>	<b>65,481</b>
<i>Share of Bengal . . . . .</i>	<i>2,260,338</i>	<i>1,330,362</i>	<i>1,481,560</i>	<i>136,635</i>	<i>119,616</i>	<i>28,83,742</i>	<i>19,33,402</i>	<i>19,47,093</i>	<i>1,49,385</i>	<i>1,11,581</i>
" <i>Bombay . . . . .</i>	<i>247,397</i>	<i>209,095</i>	<i>208,999</i>	<i>21,278</i>	<i>22,771</i>	<i>3,51,253</i>	<i>3,13,868</i>	<i>3,03,377</i>	<i>27,811</i>	<i>24,581</i>
" <i>Sind . . . . .</i>	<i>508,943</i>	<i>240,792</i>	<i>213,371</i>	<i>93,457</i>	<i>92,974</i>	<i>6,11,390</i>	<i>3,17,261</i>	<i>2,86,629</i>	<i>1,12,002</i>	<i>95,201</i>
" <i>Madras . . . . .</i>	<i>1,040,167</i>	<i>706,333</i>	<i>1,018,493</i>	<i>436,246</i>	<i>271,451</i>	<i>14,99,644</i>	<i>9,79,560</i>	<i>14,49,552</i>	<i>5,48,365</i>	<i>3,02,841</i>
" <i>Burma . . . . .</i>	<i>2,000</i>	<i>2,300</i>	<i>..</i>	<i>..</i>	<i>..</i>	<i>2,350</i>	<i>2,951</i>	<i>..</i>	<i>..</i>	<i>..</i>
<b>TOTAL</b>	<b>4,059,345</b>	<b>2,439,382</b>	<b>2,922,923</b>	<b>677,616</b>	<b>506,312</b>	<b>53,48,379</b>	<b>35,47,032</b>	<b>39,86,656</b>	<b>8,37,563</b>	<b>5,34,221</b>
Coloured Nos. 41 to 50 (III. Q)—										
United Kingdom . . . . .	73,777	49,011	66,835	53,550	27,860	97,243	72,010	89,684	81,502	28,321
Germany . . . . .	..	..	..	800	3,300	..	..	..	942	3,921
Switzerland . . . . .	3,450	..	6,400	2,000	..	4,519	..	8,554	2,006	..
Italy . . . . .	..	..	20,800	..	..	..	..	27,399	..	..
Japan . . . . .	..	..	2,000	..	..	..	..	2,479	..	..
<b>TOTAL FOREIGN COUNTRIES</b>	<b>3,450</b>	<b>..</b>	<b>29,200</b>	<b>2,800</b>	<b>3,300</b>	<b>4,519</b>	<b>..</b>	<b>38,482</b>	<b>2,942</b>	<b>3,921</b>
<i>Share of Bengal . . . . .</i>	<i>..</i>	<i>4,500</i>	<i>25,950</i>	<i>5,500</i>	<i>1,000</i>	<i>..</i>	<i>5,032</i>	<i>35,198</i>	<i>7,010</i>	<i>1,125</i>
" <i>Bombay . . . . .</i>	<i>77,227</i>	<i>33,911</i>	<i>22,400</i>	<i>3,495</i>	<i>22,000</i>	<i>1,01,762</i>	<i>58,379</i>	<i>29,613</i>	<i>16,446</i>	<i>22,958</i>
" <i>Sind . . . . .</i>	<i>..</i>	<i>..</i>	<i>24,800</i>	<i>..</i>	<i>..</i>	<i>..</i>	<i>..</i>	<i>33,273</i>	<i>..</i>	<i>..</i>
" <i>Madras . . . . .</i>	<i>..</i>	<i>5,600</i>	<i>23,035</i>	<i>37,355</i>	<i>3,160</i>	<i>..</i>	<i>3,069</i>	<i>30,032</i>	<i>60,988</i>	<i>3,155</i>
<b>TOTAL</b>	<b>77,227</b>	<b>49,011</b>	<b>96,035</b>	<b>56,350</b>	<b>31,160</b>	<b>1,01,762</b>	<b>72,010</b>	<b>1,23,116</b>	<b>84,444</b>	<b>32,248</b>
Coloured above No. 50 (III. Q)—										
United Kingdom . . . . .	360,970	275,104	314,837	207,076	193,936	8,97,720	6,31,808	6,69,250	3,90,651	2,90,069
Germany . . . . .	8,406	6,803	2,000	1,500	1,500	17,678	14,518	4,417	1,981	1,767
Netherlands . . . . .	63,957	..	..	5	..	1,59,552	..	..	11	..
Switzerland . . . . .	..	..	25,200	400	4,400	..	..	54,274	800	6,703
Italy . . . . .	33,590	..	400	12,000	..	31,722	..	876	24,000	..
Austria . . . . .	19,200	24,045	17,200	6,000	..	46,320	53,054	36,268	11,431	..
United States of America— Via Atlantic Coast . . . . .	1,120	..	..	..	..	1,060	..	..	..	..
<b>TOTAL FOREIGN COUNTRIES</b>	<b>126,273</b>	<b>30,908</b>	<b>44,800</b>	<b>19,905</b>	<b>5,900</b>	<b>3,06,332</b>	<b>67,572</b>	<b>95,835</b>	<b>38,173</b>	<b>3,470</b>
<i>Share of Bengal . . . . .</i>	<i>62,614</i>	<i>66,730</i>	<i>91,326</i>	<i>31,543</i>	<i>45,486</i>	<i>1,54,622</i>	<i>1,40,838</i>	<i>1,76,325</i>	<i>57,456</i>	<i>67,602</i>
" <i>Bombay . . . . .</i>	<i>1,376</i>	<i>466</i>	<i>..</i>	<i>..</i>	<i>..</i>	<i>1,812</i>	<i>1,920</i>	<i>..</i>	<i>..</i>	<i>..</i>
" <i>Madras . . . . .</i>	<i>406,070</i>	<i>238,316</i>	<i>267,311</i>	<i>195,433</i>	<i>154,350</i>	<i>10,24,111</i>	<i>5,56,622</i>	<i>5,38,760</i>	<i>3,71,363</i>	<i>2,30,937</i>
" <i>Burma . . . . .</i>	<i>17,383</i>	<i>..</i>	<i>..</i>	<i>..</i>	<i>..</i>	<i>23,507</i>	<i>..</i>	<i>..</i>	<i>..</i>	<i>..</i>
<b>TOTAL</b>	<b>487,243</b>	<b>306,012</b>	<b>359,687</b>	<b>226,931</b>	<b>109,836</b>	<b>12,04,052</b>	<b>6,99,380</b>	<b>7,65,085</b>	<b>4,28,824</b>	<b>2,98,539</b>

No. 13—continued

ARTICLES AND COUNTRIES OF CONSIGNMENT; ALSO SHARE OF EACH PROVINCE	QUANTITY					VALUE				
	1927-28	1928-29	1929-30	1930-31	1931-32	1927-28	1928-29	1929-30	1930-31	1931-32
						R	R	R	R	R
<b>Textiles—cotton</b>										
<b>Cotton—continued</b>										
<b>Twist and Yarn—continued</b>										
<b>Coloured two-roads (doubles) (III. Q)—</b>	Lbs.	Lbs.	Lbs.	Lbs.	Lbs.					
United Kingdom . . . . .	551,198	499,421	481,050	338,421	281,618	9,53,953	8,80,566	7,98,652	4,88,140	3,03,365
New South Wales . . . . .	--	--	12	--	--	--	--	13	--	--
<i>Australian Commonwealth (Total)</i> . . . . .	--	--	12	--	--	--	--	13	--	--
<b>TOTAL BRITISH EMPIRE</b> . . . . .	551,198	499,421	481,062	338,421	281,618	9,53,953	8,80,566	7,98,665	4,88,140	3,03,365
Germany . . . . .	2,720	430	2,560	920	--	4,850	1,255	5,714	2,274	--
Belgium . . . . .	351	800	--	--	--	1,261	2,230	--	--	--
France . . . . .	--	--	--	339	--	--	--	--	1,518	--
Switzerland . . . . .	16,810	1,000	--	--	--	26,848	2,952	--	--	--
Italy . . . . .	4,400	--	3,830	3	--	5,922	--	5,711	5	--
Japan . . . . .	600	1,500	12,000	16,639	--	893	3,117	23,273	26,270	--
United States of America— Via Atlantic Coast . . . . .	--	--	--	--	609	--	--	--	--	1,523
<b>TOTAL FOREIGN COUNTRIES</b> . . . . .	24,881	4,330	18,390	17,951	609	39,783	9,554	34,698	30,067	1,523
<i>Share of Bengal</i> . . . . .	105,330	139,408	258,103	172,750	123,390	2,05,104	2,56,771	4,42,214	2,66,554	1,32,549
<i>"</i> <i>Bombay</i> . . . . .	108,964	129,829	70,609	35,374	4,970	2,98,110	2,60,475	1,24,122	63,381	5,513
<i>"</i> <i>Madras</i> . . . . .	32,400	23,180	29,400	--	6,405	52,081	37,511	43,991	--	7,266
<i>"</i> <i>Burma</i> . . . . .	268,385	211,334	141,340	148,248	92,462	4,38,441	3,35,363	2,23,028	1,98,272	1,09,500
<b>TOTAL</b> . . . . .	576,079	503,751	499,452	356,372	232,227	9,93,736	8,90,120	8,33,363	5,18,207	3,04,888
<b>TOTAL OF COLOURED (III. Q)—</b>	Lbs.	Lbs.	Lbs.	Lbs.	Lbs.					
United Kingdom . . . . .	4,381,212	3,093,653	2,961,999	1,571,119	1,313,817	64,07,861	47,99,153	43,89,981	30,94,396	14,80,369
Straits Settlements (including Labuan) . . . . .	16,000	1,800	12	62	--	16,192	1,857	13	96	--
Other British possessions . . . . .	1	--	--	700	--	1	--	--	437	--
<b>TOTAL BRITISH EMPIRE</b> . . . . .	4,397,213	3,095,453	2,962,011	1,571,881	1,313,817	64,24,054	48,01,010	43,89,994	30,94,929	14,80,369
Germany . . . . .	83,485	57,835	90,669	14,020	15,000	1,15,521	87,220	1,37,175	19,257	17,325
Netherlands . . . . .	587,517	--	35,344	15,005	--	9,01,699	--	55,701	23,050	--
Belgium . . . . .	21,776	800	--	--	--	26,847	2,230	--	--	--
France . . . . .	--	--	38	1,839	2,000	--	--	73	3,340	1,052
Switzerland . . . . .	482,979	360,186	690,510	72,000	51,201	6,20,240	4,96,461	9,69,371	91,397	55,192
Italy . . . . .	362,166	284,975	386,085	25,903	10,000	4,93,871	3,86,182	5,03,467	42,094	10,000
Austria . . . . .	20,000	24,045	35,000	6,000	--	47,396	53,054	72,405	11,431	--
Java . . . . .	--	--	2,241	--	--	--	--	3,052	--	--
China (exclusive of Hongkong and Macao) . . . . .	--	--	56,800	4,210	10,000	--	--	62,406	4,227	5,886
Japan . . . . .	19,600	67,500	66,400	20,639	--	21,843	73,649	88,213	29,747	--
United States of America— Via Atlantic Coast . . . . .	1,120	--	--	--	609	1,060	--	--	--	1,523
Other Foreign Countries . . . . .	134	--	10	--	--	167	--	15	--	--
<b>TOTAL FOREIGN COUNTRIES</b> . . . . .	1,578,777	795,391	1,363,597	159,666	98,810	22,28,444	11,03,802	18,01,883	2,24,543	91,878
<i>Share of Bengal</i> . . . . .	2,452,613	1,619,367	1,373,295	355,631	299,360	32,78,415	24,41,237	26,22,623	4,97,757	3,68,203
<i>"</i> <i>Bombay</i> . . . . .	510,239	396,396	314,524	73,397	49,747	7,76,794	6,58,585	4,74,264	1,01,757	53,060
<i>"</i> <i>Sind</i> . . . . .	633,488	269,492	260,941	102,457	118,451	7,43,646	3,48,320	3,60,703	1,22,710	1,22,453
<i>"</i> <i>Madras</i> . . . . .	1,478,637	973,929	1,338,989	659,034	440,407	25,75,836	15,81,762	21,12,586	9,39,721	5,49,257
<i>"</i> <i>Burma</i> . . . . .	901,013	632,665	537,359	541,028	494,662	12,77,807	8,74,358	7,21,701	6,23,527	4,79,374
<b>TOTAL</b> . . . . .	5,975,990	3,890,849	4,325,608	1,731,547	1,402,627	86,52,498	59,04,812	62,81,877	23,19,472	15,72,247

GENERAL IMPORTS

( 500 )

No. 13—continued

ARTICLES, AND COUNTRIES OF CONSIGNMENT; ALSO SHARE OF EACH PROVINCE	QUANTITY					VALUE				
	1927-28	1928-29	1929-30	1930-31	1931-32	1927-28	1928-29	1929-30	1930-31	1931-32
						R	R	R	R	R
<b>Textiles—continued</b>										
<b>Cotton—continued</b>										
<b>Twist and Yarn—continued</b>										
Mercerised Cotton Yarn	Lbs.	Lbs.	Lbs.	Lbs.	Lbs.					
Nos. 1-20 (III. Q)—										
United Kingdom . . .	538	..	..	5,100	..	1,722	..	..	4,554	..
China . . .	..	..	18,675	..	..	..	..	20,237	..	..
United States of America— via Atlantic Coast . . .	..	20	..	..	..	..	91	..	..	..
<b>TOTAL FOREIGN COUNTRIES</b> . . .	..	20	18,675	5,100	..	..	91	20,237	4,554	..
<b>Share of Bengal</b> . . .	..	20	..	..	..	..	91	..	..	..
" <b>Bombay</b> . . .	463	..	18,675	5,100	..	1,368	..	20,237	4,554	..
" <b>Madras</b> . . .	75	..	..	..	..	354	..	..	..	..
<b>TOTAL</b> . . .	538	20	18,675	5,100	..	1,722	91	20,237	4,554	..
Mercerised Cotton Yarn	Lbs.	Lbs.	Lbs.	Lbs.	Lbs.					
Nos. 21-25 (III. Q)—										
United Kingdom . . .	900	..	..	..	..	1,947	..	..	..	..
<b>Share of Sind</b> . . .	900	..	..	..	..	1,947	..	..	..	..
Mercerised Cotton Yarn	Lbs.	Lbs.	Lbs.	Lbs.	Lbs.					
Nos. 26-30 (III. Q)—										
United Kingdom . . .	16	12,900	..	..	900	19	17,610	..	..	649
<b>Share of Bombay</b> . . .	16	12,000	..	..	..	19	16,647	..	..	..
" <b>Sind</b> . . .	..	900	..	..	900	..	1,963	..	..	649
<b>TOTAL</b> . . .	16	12,900	..	..	900	19	17,610	..	..	649
Mercerised Cotton Yarn	Lbs.	Lbs.	Lbs.	Lbs.	Lbs.					
Nos. 31-40 (III. Q)—										
United Kingdom . . .	..	..	..	1,500	5,661	..	..	..	1,631	6,845
Switzerland . . .	..	245	2,400	..	..	..	490	3,571	..	..
Japan . . .	..	1,800	..	..	1,500	..	3,716	..	..	2,214
<b>TOTAL FOREIGN COUNTRIES</b> . . .	..	2,045	2,400	..	1,500	..	4,206	3,571	..	2,214
<b>Share of Bengal</b> . . .	..	..	..	..	5,661	..	..	..	..	7,030
" <b>Bombay</b> . . .	..	545	2,400	1,500	1,500	..	1,078	3,571	1,631	2,029
" <b>Madras</b> . . .	..	1,500	..	..	..	..	3,128	..	..	..
<b>TOTAL</b> . . .	..	2,045	2,400	1,500	7,161	..	4,206	3,571	1,631	9,059
Mercerised Cotton Yarn	Lbs.	Lbs.	Lbs.	Lbs.	Lbs.					
Nos. 41-50 (II. Q)—										
United Kingdom . . .	..	2,000	..	..	..	..	2,976	..	..	..
Japan . . .	..	..	15,600	..	..	..	..	21,834	..	..
<b>Share of Bengal</b> . . .	..	..	14,100	..	..	..	..	19,912	..	..
" <b>Bombay</b> . . .	..	2,000	..	..	..	..	2,976	..	..	..
" <b>Madras</b> . . .	..	..	1,500	..	..	..	..	1,922	..	..
<b>TOTAL</b> . . .	..	2,000	15,600	..	..	..	2,976	21,834	..	..
Mercerised Cotton Yarn	Lbs.	Lbs.	Lbs.	Lbs.	Lbs.					
Above No. 50 (III. Q)—										
United Kingdom . . .	2,633	1,886	..	46	..	8,970	3,418	..	137	..
Straits Settlements (including Labuan) . . .	..	3,900	..	..	..	..	7,898	..	..	..
<b>TOTAL BRITISH EMPIRE</b> . . .	2,633	5,786	..	46	..	8,970	11,311	..	137	..
Japan . . .	..	15,000	24,000	30,600	22,500	..	30,194	46,011	50,028	31,828
<b>Share of Bengal</b> . . .	..	1,736	..	..	22,500	..	2,943	..	..	31,828
" <b>Bombay</b> . . .	..	10,650	..	..	..	..	21,970	..	..	..
" <b>Sind</b> . . .	1,529	..	..	46	..	6,023	..	..	137	..
" <b>Madras</b> . . .	1,104	3,400	24,000	30,600	..	2,947	16,592	46,011	50,028	..
<b>TOTAL</b> . . .	2,633	20,786	24,000	30,646	22,500	8,970	41,505	46,011	50,165	31,828
Mercerised Cotton Yarn (two- folds doubles) (III. Q)—	Lbs.	Lbs.	Lbs.	Lbs.	Lbs.					
United Kingdom . . .	286,665	322,743	288,209	68,799	248,996	10,54,951	7,38,332	7,11,415	1,08,644	4,49,024
Straits Settlements (including Labuan) . . .	..	25,500	..	30	..	..	51,266	..	77	..
<b>TOTAL BRITISH EMPIRE</b> . . .	286,665	348,243	288,209	68,829	248,996	10,54,951	7,89,598	7,11,415	1,04,021	4,49,024
France . . .	1,200	..	..	14	..	2,786	..	..	35	..
Italy . . .	..	787	610	40	700	..	1,055	745	89	594
Switzerland . . .	..	..	1,500	..	..	..	..	2,098	..	..
Czecho-Slovakia . . .	..	..	..	..	300	..	..	..	..	510
Japan . . .	5,073,030	3,690,711	5,371,430	3,420,352	4,775,732	98,52,778	74,69,174	1,00,11,032	51,16,868	70,35,689
<b>TOTAL FOREIGN COUNTRIES</b> . . .	5,074,230	3,691,498	5,373,540	3,420,406	4,776,732	98,55,564	74,70,229	1,00,13,875	51,16,992	70,36,793
<b>Share of Bengal</b> . . .	..	7,809	13,200	167,158	109,106	..	15,281	18,636	2,47,800	2,90,850
" <b>Bombay</b> . . .	5,346,535	3,391,044	5,273,301	2,868,766	4,493,117	1,08,70,875	79,54,989	99,28,656	42,53,768	66,89,573
" <b>Sind</b> . . .	..	..	..	..	18,195	..	..	..	..	27,316
" <b>Madras</b> . . .	14,360	130,088	212,348	408,811	236,710	39,640	2,63,008	4,02,614	6,38,366	3,51,682
" <b>Burma</b> . . .	..	10,300	162,900	46,500	78,600	..	26,549	3,75,384	76,079	1,25,796
<b>TOTAL</b> . . .	5,360,895	4,039,741	5,661,749	3,469,235	5,025,728	1,09,10,615	82,59,827	1,07,25,290	52,21,073	74,86,517

## No. 13—continued

ARTICLES, AND COUNTRIES OF CONSIGNMENT; ALSO SHARE OF EACH PROVINCE	QUANTITY					VALUE				
	1927-28	1928-29	1929-30	1930-31	1931-32	1927-28	1928-29	1929-30	1930-31	1931-32
						₹	₹	₹	₹	₹
<b>Textiles—continued</b>										
<b>Cotton—continued</b>										
<b>Twist and Yarn—continued—</b>										
<b>Mercerised cotton yarn—</b>										
<b>continued</b>										
<b>Total of Mercerised Cotton</b>										
<b>Yarn (III. Q)—</b>	Lbs.	Lbs.	Lbs.	Lbs.	Lbs.					
United Kingdom . . . . .	290,752	339,529	288,209	75,445	255,657	10,67,609	7,62,336	7,11,415	1,10,260	4,56,518
Straits Settlements (including Labuan) . . . . .	..	29,400	..	30	..	..	59,159	..	77	..
<b>TOTAL BRITISH EMPIRE . . . . .</b>	<b>290,752</b>	<b>368,929</b>	<b>288,209</b>	<b>75,475</b>	<b>255,557</b>	<b>10,67,609</b>	<b>8,21,495</b>	<b>7,11,415</b>	<b>1,10,337</b>	<b>4,56,518</b>
France . . . . .	1,200	..	..	14	..	2,786	..	..	35	..
Switzerland . . . . .	..	245	8,900	..	..	..	490	5,669	..	..
Italy . . . . .	..	787	610	40	700	..	1,055	743	89	594
China (exclusive of Hong-kong and Macao) . . . . .	..	..	18,675	..	..	..	..	20,287	..	..
Japan . . . . .	5,078,030	3,707,511	5,411,030	3,450,952	4,799,732	98,52,778	75,03,084	1,00,78,877	51,66,896	70,09,731
Other Foreign Countries . . . . .	..	20	..	..	300	..	91	..	..	510
<b>TOTAL FOREIGN COUNTRIES . . . . .</b>	<b>5,074,230</b>	<b>3,708,568</b>	<b>5,434,215</b>	<b>3,451,066</b>	<b>4,800,732</b>	<b>98,55,564</b>	<b>75,04,720</b>	<b>1,01,05,578</b>	<b>51,67,920</b>	<b>70,70,835</b>
<b>Share of Bengal . . . . .</b>	<b>..</b>	<b>9,565</b>	<b>27,300</b>	<b>167,168</b>	<b>227,367</b>	<b>..</b>	<b>18,315</b>	<b>33,548</b>	<b>2,47,300</b>	<b>3,29,803</b>
" Bombay . . . . .	5,347,014	3,916,239	5,294,376	2,375,366	4,494,617	1,08,72,262	79,96,660	99,52,514	42,64,953	66,91,602
" Sind . . . . .	2,429	900	..	46	19,096	7,970	1,963	..	137	28,465
" Madras . . . . .	15,539	139,988	237,843	437,411	236,710	42,941	2,82,728	4,50,547	6,88,394	3,51,682
" Burma . . . . .	..	10,800	162,900	46,500	78,600	..	26,549	3,75,384	76,079	1,25,796
<b>TOTAL . . . . .</b>	<b>5,364,982</b>	<b>4,077,492</b>	<b>5,722,424</b>	<b>3,526,481</b>	<b>5,056,289</b>	<b>1,09,23,178</b>	<b>83,26,215</b>	<b>1,08,16,993</b>	<b>52,77,368</b>	<b>76,27,858</b>
<b>Unspecified descriptions of</b>										
<b>Twist and Yarn (III. Q)—</b>	Lbs.	Lbs.	Lbs.	Lbs.	Lbs.					
United Kingdom . . . . .	36,132	25,273	21,629	9,174	17,198	49,206	16,091	36,176	18,202	32,014
Other British Possessions . . . . .	7	..	250	680	81	10	..	356	258	62
<b>TOTAL BRITISH EMPIRE . . . . .</b>	<b>36,139</b>	<b>25,273</b>	<b>21,879</b>	<b>9,854</b>	<b>17,279</b>	<b>49,216</b>	<b>16,091</b>	<b>36,532</b>	<b>18,460</b>	<b>32,076</b>
Japan . . . . .	10,000	..	12,000	..	1,500	9,761	..	18,181	..	1,611
Other Foreign Countries . . . . .	448	27	230	..	67	118	3	287	..	21
<b>TOTAL FOREIGN COUNTRIES . . . . .</b>	<b>10,448</b>	<b>27</b>	<b>12,230</b>	<b>..</b>	<b>1,567</b>	<b>9,884</b>	<b>3</b>	<b>18,468</b>	<b>..</b>	<b>1,592</b>
<b>Share of Bengal . . . . .</b>	<b>27,364</b>	<b>8</b>	<b>..</b>	<b>..</b>	<b>..</b>	<b>32,062</b>	<b>13</b>	<b>..</b>	<b>..</b>	<b>..</b>
" Bombay . . . . .	8,649	25,265	20,425	6,294	14,748	17,181	16,078	34,607	14,259	30,171
" Sind . . . . .	..	27	..	..	..	..	3	..	..	..
" Madras . . . . .	10,074	..	13,684	3,560	4,098	9,857	..	15,393	4,201	4,337
<b>TOTAL . . . . .</b>	<b>46,587</b>	<b>25,300</b>	<b>34,109</b>	<b>9,854</b>	<b>18,346</b>	<b>59,100</b>	<b>16,094</b>	<b>50,000</b>	<b>18,460</b>	<b>34,50</b>

GENERAL IMPORTS

( 502 )

No. 13--continued

ARTICLES, AND COUNTRIES OF CONSIGNMENT; ALSO SHARE OF EACH PROVINCE	QUANTITY					VALUE				
	1927-28	1928-29	1929-30	1930-31	1931-32	1927-28	1928-29	1929-30	1930-31	1931-32
	Lbs.	Lbs.	Lbs.	Lbs.	Lbs.	R		R	R	R
<i>Textiles—continued</i>										
<i>Cotton—continued</i>										
<i>Twist and Yarn—concluded</i>										
<i>Total Twist and Yarn—</i>										
United Kingdom . . . . .	20,559,641	23,094,208	20,111,302	10,314,913	11,912,546	3,09,49,067	3,56,10,382	2,95,01,474	1,20,50,728	1,21,91,918
Ceylon . . . . .	56,436	800	2,551	918	81	16,609	241	1,214	376	62
Straits Settlements (including Labuan) . . . . .	167,000	300,800	14,326	2,082	20,000	1,51,668	3,70,717	16,898	1,971	15,000
Hongkong . . . . .	521,600	23,200	80,000	20,000	..	5,13,123	26,904	50,000	16,667	..
Other British Possessions . . . . .	..	..	12	1,000	..	..	..	13	549	..
<b>TOTAL BRITISH EMPIRE . . . . .</b>	<b>21,594,677</b>	<b>23,410,008</b>	<b>20,208,811</b>	<b>10,338,913</b>	<b>11,932,627</b>	<b>3,16,30,467</b>	<b>3,60,08,244</b>	<b>2,96,50,399</b>	<b>1,26,76,291</b>	<b>1,21,96,980</b>
Poland (including Dantzic) . . . . .	..	19,900	..	..	..	..	25,506	..	..	..
Germany . . . . .	155,295	57,985	94,054	18,674	15,046	1,97,841	87,358	1,41,795	25,575	17,375
Netherlands . . . . .	587,965	..	35,844	15,015	..	9,01,817	..	55,701	23,063	..
Belgium . . . . .	21,776	953	..	2,074	6,710	26,847	3,039	..	2,552	5,991
France . . . . .	1,317	211	38	1,363	2,031	3,693	592	78	3,375	1,071
Switzerland . . . . .	484,059	860,431	694,410	78,600	51,201	6,20,750	4,96,951	9,75,040	98,262	55,192
Italy . . . . .	425,256	811,127	1,428,840	64,435	142,489	5,64,611	10,24,633	16,56,523	76,748	1,22,693
Austria . . . . .	22,400	24,045	40,300	6,000	..	51,513	53,054	78,595	11,431	..
Greece . . . . .	..	14,400	..	..	..	..	9,700	..	..	..
Java . . . . .	..	5,448	2,241	..	..	..	7,052	3,052	..	..
China (exclusive of Hongkong and Macao) . . . . .	12,044,703	11,396,555	10,494,713	11,723,238	13,215,238	1,15,14,433	1,27,62,926	1,10,31,008	95,67,790	92,01,801
Japan . . . . .	16,974,830	7,681,645	10,870,160	6,894,903	6,206,197	2,23,59,648	1,23,71,692	1,63,77,985	83,56,386	82,82,377
Egypt . . . . .	..	11,490	10,400	1,200	..	..	11,210	5,400	225	..
United States of America—										
<i>Via Atlantic Coast . . . . .</i>	82,116	13,168	..	110	1,661	27,264	17,005	..	308	3,036
<i>Other Foreign Countries . . . . .</i>	140	..	2,230	..	1,900	172	..	1,144	..	1,810
<b>TOTAL FOREIGN COUNTRIES . . . . .</b>	<b>80,740,867</b>	<b>20,347,368</b>	<b>23,673,230</b>	<b>18,801,002</b>	<b>19,642,473</b>	<b>3,62,63,584</b>	<b>2,68,70,718</b>	<b>3,08,26,316</b>	<b>1,81,60,715</b>	<b>1,76,91,251</b>
<i>Share of Bengal . . . . .</i>	<i>13,845,918</i>	<i>12,121,733</i>	<i>12,413,493</i>	<i>10,562,920</i>	<i>11,127,761</i>	<i>1,58,63,994</i>	<i>1,60,36,735</i>	<i>1,48,57,597</i>	<i>92,46,419</i>	<i>84,63,415</i>
<i>" Bombay . . . . .</i>	<i>23,627,487</i>	<i>20,596,714</i>	<i>19,246,961</i>	<i>10,139,042</i>	<i>12,091,010</i>	<i>3,70,70,744</i>	<i>2,96,38,536</i>	<i>2,70,58,286</i>	<i>1,17,98,567</i>	<i>1,32,95,214</i>
<i>" Sind . . . . .</i>	<i>693,172</i>	<i>439,099</i>	<i>382,339</i>	<i>156,323</i>	<i>214,919</i>	<i>8,14,516</i>	<i>5,43,674</i>	<i>4,33,795</i>	<i>1,75,542</i>	<i>2,09,161</i>
<i>" Madras . . . . .</i>	<i>7,845,812</i>	<i>9,337,277</i>	<i>10,654,699</i>	<i>6,995,006</i>	<i>6,622,928</i>	<i>1,22,22,328</i>	<i>1,49,53,175</i>	<i>1,59,13,227</i>	<i>83,46,844</i>	<i>65,92,764</i>
<i>" Burma . . . . .</i>	<i>1,532,145</i>	<i>1,221,543</i>	<i>1,184,549</i>	<i>1,236,124</i>	<i>1,518,482</i>	<i>19,21,969</i>	<i>16,51,692</i>	<i>16,72,110</i>	<i>12,70,634</i>	<i>13,23,977</i>
<b>TOTAL . . . . .</b>	<b>52,344,584</b>	<b>43,766,366</b>	<b>48,882,041</b>	<b>29,139,915</b>	<b>31,675,100</b>	<b>6,78,99,051</b>	<b>6,28,76,982</b>	<b>5,99,85,715</b>	<b>3,06,37,006</b>	<b>2,98,88,231</b>

## No. 13—continued

ARTICLES, AND COUNTRIES OF CONSIGNMENT; ALSO SHARE OF EACH PROVINCE	QUANTITY					VALUE				
	1927-28	1928-29	1929-30	1930-31	1931-32	1927-28	1928-29	1929-30	1930-31	1931-32
<i>Textiles—continued</i>										
<i>Cotton—continued</i>										
<i>Manufactures—</i>										
<i>Blankets (III. Q)—</i>										
United Kingdom . . . . .	Lbs. 39,660	Lbs. 59,627	Lbs. 20,708	Lbs. 10,291	Lbs. 2,303	₹ 23,239	₹ 34,546	₹ 17,407	₹ 9,513	₹ 2,824
Straits Settlements (including Labuan) . . . . .	1,936	1,238	34	569	67	3,008	1,830	70	300	70
Kenya Colony . . . . .	116	60	..	24,060	..	209	81	..	5,800	..
Other British Possessions . . . . .	44	51	1,516	477	10	69	68	778	350	15
<b>TOTAL BRITISH EMPIRE</b>	<b>41,765</b>	<b>60,976</b>	<b>22,258</b>	<b>35,337</b>	<b>2,380</b>	<b>26,525</b>	<b>36,575</b>	<b>18,255</b>	<b>15,963</b>	<b>2,909</b>
Denmark . . . . .	3,700	..	..	..	..	4,697	..	..	..	..
Germany . . . . .	715,838	366,918	322,482	251,371	35,895	3,50,686	1,64,595	1,78,763	93,264	21,097
Netherlands . . . . .	2,397,242	1,978,813	1,617,771	1,855,684	1,570,654	15,06,508	12,03,183	9,24,180	8,39,836	6,63,257
Belgium . . . . .	1,273,352	366,139	342,907	182,235	259,826	7,72,478	2,32,752	2,10,034	1,00,718	89,319
France . . . . .	18,575	450	8,340	..	..	12,136	435	3,078	..	..
Switzerland . . . . .	..	..	..	17,528	..	..	..	..	12,864	..
Italy . . . . .	112,408	25,362	405,477	469,593	40,239	90,127	16,933	2,36,381	2,68,768	20,047
Czechoslovakia . . . . .	6,000	31,435	..	187	20	3,020	12,788	..	237	27
Japan . . . . .	643,216	497,331	445,751	595,538	364,000	8,23,963	6,59,781	5,19,241	5,09,969	3,22,931
United States of America—										
<i>Via Atlantic Coast</i> . . . . .	2,237	2,095	1,058	1,700	686	5,246	3,445	2,433	4,765	1,167
Other Foreign Countries . . . . .	833	20	670	70	57	740	10	886	45	87
<b>TOTAL FOREIGN COUNTRIES</b>	<b>5,178,401</b>	<b>3,268,563</b>	<b>3,144,456</b>	<b>3,374,317</b>	<b>2,281,437</b>	<b>36,30,501</b>	<b>23,53,922</b>	<b>20,74,946</b>	<b>18,25,461</b>	<b>11,17,982</b>
<i>Share of Bengal . . . . .</i>	<i>3,037,394</i>	<i>1,752,845</i>	<i>1,447,398</i>	<i>1,127,062</i>	<i>873,047</i>	<i>17,65,024</i>	<i>9,03,408</i>	<i>7,78,398</i>	<i>4,79,313</i>	<i>3,22,295</i>
<i>  " Bombay . . . . .</i>	<i>93,437</i>	<i>73,123</i>	<i>25,966</i>	<i>35,713</i>	<i>3,222</i>	<i>82,467</i>	<i>57,751</i>	<i>16,133</i>	<i>14,743</i>	<i>7,543</i>
<i>  " Sind . . . . .</i>	<i>33,753</i>	<i>15,306</i>	<i>40,355</i>	<i>73,711</i>	<i>142</i>	<i>22,098</i>	<i>15,437</i>	<i>28,332</i>	<i>50,046</i>	<i>153</i>
<i>  " Madras . . . . .</i>	<i>2,306</i>	<i>2,250</i>	<i>3,495</i>	<i>2,408</i>	<i>1,402</i>	<i>3,526</i>	<i>3,452</i>	<i>5,522</i>	<i>4,412</i>	<i>2,356</i>
<i>  " Orissa . . . . .</i>	<i>2,052,776</i>	<i>1,485,510</i>	<i>1,648,500</i>	<i>2,170,310</i>	<i>1,401,004</i>	<i>17,33,911</i>	<i>14,10,449</i>	<i>12,64,796</i>	<i>12,92,905</i>	<i>7,88,539</i>
<b>TOTAL</b>	<b>5,220,166</b>	<b>3,329,539</b>	<b>3,166,714</b>	<b>3,409,704</b>	<b>2,283,817</b>	<b>36,57,026</b>	<b>23,90,407</b>	<b>20,93,201</b>	<b>18,41,424</b>	<b>11,20,891</b>
<i>Canvas (III. Q)—</i>										
United Kingdom . . . . .	Yards 564,245	Yards 620,406	Yards 440,306	Yards 323,370	Yards 246,275	₹ 4,92,172	₹ 6,43,852	₹ 5,07,576	₹ 4,13,622	₹ 2,47,087
Ceylon . . . . .	2,074	815	204	102	138	2,338	1,236	430	74	199
Straits Settlements (including Labuan) . . . . .	3,577	3,014	689	1,036	210	4,762	3,331	1,243	1,224	212
Other British Possessions . . . . .	100	175	..	20	..	200	195	..	25	..
<b>TOTAL BRITISH EMPIRE</b>	<b>569,996</b>	<b>624,410</b>	<b>450,199</b>	<b>324,528</b>	<b>246,623</b>	<b>4,99,472</b>	<b>6,48,614</b>	<b>5,09,249</b>	<b>4,14,945</b>	<b>2,47,448</b>
Germany . . . . .	35,507	62,948	49,056	53,232	75,339	25,799	74,521	61,013	78,032	1,05,424
Netherlands . . . . .	427	2,741	11,684	6,806	4,231	1,468	6,023	25,548	13,144	5,885
Belgium . . . . .	100	2,372	4,935	1,535	425	55	6,251	9,663	4,172	821
France . . . . .	459	230	10,612	1,921	300	560	494	20,655	4,638	719
Italy . . . . .	308,734	516,038	227,500	299,145	34,319	50,847	82,626	34,833	38,765	3,677
Java . . . . .	..	..	11,051	..	5	..	..	4,513	..	2
Indo-China (including Cochin-China, Cambodia, Annam, Tonkin and French leased territories in China) . . . . .	..	70	1,000	224	673	..	70	1,467	336	709
Japan . . . . .	61,539	176,368	255,686	328,514	266,729	52,098	1,09,709	1,29,723	1,01,729	83,755
United States of America—										
<i>Via Atlantic Coast</i> . . . . .	42	..	1,634	1,445	398	483	..	3,276	2,611	1,112
Other Foreign Countries . . . . .	454	273	288	377	57	727	750	257	822	82
<b>TOTAL FOREIGN COUNTRIES</b>	<b>407,262</b>	<b>761,040</b>	<b>578,496</b>	<b>698,199</b>	<b>332,556</b>	<b>1,32,038</b>	<b>2,80,444</b>	<b>2,91,898</b>	<b>2,44,294</b>	<b>2,01,887</b>

GENERAL IMPORTS

No. 13—continued

ARTICLES, AND COUNTRIES OF CONSIGNMENT; ALSO SHARE OF EACH PROVINCE	QUANTITY					VALUE				
	1927-28	1928-29	1929-30	1930-31	1931-32	1927-28	1928-29	1929-30	1930-31	1931-32
						R	R	R	R	R
<b>Textiles—continued</b>										
<b>Cotton—continued</b>										
<b>Manufactures—continued</b>										
<b>Canvas (III. Q)—continued</b>	Yards	Yards	Yards	Yards	Yards					
Share of Bengal . . . . .	308,232	314,015	176,111	223,901	194,003	2,62,348	2,54,727	2,13,459	2,34,526	1,80,257
"  Bombay . . . . .	496,796	754,987	538,019	463,829	209,681	2,10,360	4,57,379	4,01,397	2,77,468	1,49,536
"  Sind . . . . .	40,927	55,232	55,819	50,240	44,262	25,515	42,318	46,693	26,343	30,436
"  Madras . . . . .	25,692	33,960	3,023	13,299	15,998	43,775	66,045	12,650	17,636	25,331
"  Burma . . . . .	105,611	192,256	246,723	266,655	165,335	99,512	1,08,539	1,26,948	1,03,266	63,776
<b>TOTAL</b>	<b>977,258</b>	<b>1,385,450</b>	<b>1,023,695</b>	<b>1,017,727</b>	<b>629,179</b>	<b>6,31,510</b>	<b>9,29,058</b>	<b>8,01,147</b>	<b>6,59,239</b>	<b>4,49,335</b>
<b>Handkerchiefs and Shawls in the piece—</b>	No.	No.	No.	No.	No.					
<b>Handkerchiefs (III. Q)—</b>										
United Kingdom . . . . .	7,264,778	5,922,863	3,903,681	3,114,395	1,512,155	11,03,283	10,16,598	12,28,550	3,18,426	2,17,256
Straits Settlements (including Labuan) . . . . .	..	11,772	2,193	3,186	12,680	..	2,713	693	740	1,330
Other British Possessions . . . . .	1,658	433	2,670	1,373	6,036	378	75	452	336	542
<b>TOTAL BRITISH EMPIRE</b>	<b>7,266,436</b>	<b>5,935,068</b>	<b>3,908,744</b>	<b>3,119,459</b>	<b>1,530,871</b>	<b>11,03,661</b>	<b>10,19,336</b>	<b>12,29,695</b>	<b>3,19,502</b>	<b>2,19,178</b>
<b>Germany . . . . .</b>	27,980	2,530	346	9,945	1,440	6,548	516	381	1,261	187
<b>Netherlands . . . . .</b>	..	..	14,832	300	..	..	..	5,034	66	..
<b>Switzerland . . . . .</b>	18,000	27,926	..	3,600	1,866	4,430	8,254	..	255	373
<b>Italy . . . . .</b>	18,240	10,800	1	..	..	4,914	2,874	4	..	..
<b>Austria . . . . .</b>	..	4,800	22,999	..	1,200	..	1,455	6,677	..	139
<b>Czechoslovakia . . . . .</b>	..	..	21,420	..	..	..	..	8,609	..	..
<b>China (exclusive of Hong-kong and Macao) . . . . .</b>	1,314	840	14,506	8,233	3,756	365	193	1,261	523	316
<b>Japan . . . . .</b>	673,692	1,125,566	1,221,456	727,032	235,824	33,657	58,353	61,129	29,449	9,975
<b>Other Foreign Countries . . . . .</b>	207	6,658	2,484	331	2,520	115	1,231	224	100	435
<b>TOTAL FOREIGN COUNTRIES</b>	<b>739,933</b>	<b>1,179,120</b>	<b>1,298,514</b>	<b>749,446</b>	<b>246,006</b>	<b>50,029</b>	<b>72,881</b>	<b>83,319</b>	<b>31,659</b>	<b>11,425</b>
<b>Share of Bengal . . . . .</b>	3,273,373	1,657,175	3,053,277	1,592,430	531,230	2,85,370	1,50,749	2,36,926	1,10,038	43,009
"  Bombay . . . . .	1,509,461	1,988,132	3,657,498	304,446	23,148	2,65,886	3,09,209	5,12,789	57,001	2,459
"  Sind . . . . .	1,730,069	1,739,249	1,483,059	211,615	604,691	4,23,683	4,67,321	3,20,068	47,636	1,28,362
"  Madras . . . . .	15,305	46,396	95,968	37,352	7,250	4,012	8,953	18,241	11,572	1,262
"  Burma . . . . .	1,477,361	1,683,236	1,912,486	1,370,982	611,105	1,74,739	1,65,535	1,74,991	1,24,954	55,021
<b>TOTAL</b>	<b>8,006,369</b>	<b>7,114,188</b>	<b>10,207,288</b>	<b>3,868,905</b>	<b>1,777,477</b>	<b>11,53,600</b>	<b>10,92,267</b>	<b>13,13,014</b>	<b>3,51,161</b>	<b>2,30,603</b>
<b>Shawls (III. Q)—</b>	No.	No.	No.	No.	No.					
United Kingdom . . . . .	203,606	151,671	92,974	32,916	679	3,32,145	3,45,435	1,67,572	59,237	1,682
Other British Possessions . . . . .	79	67	205	..	40	83	289	830	..	63
<b>TOTAL BRITISH EMPIRE</b>	<b>203,685</b>	<b>151,738</b>	<b>93,179</b>	<b>32,916</b>	<b>719</b>	<b>3,32,228</b>	<b>3,45,724</b>	<b>1,68,402</b>	<b>59,237</b>	<b>1,745</b>
<b>Germany . . . . .</b>	24,973	20,700	41,315	4,000	..	55,245	31,035	67,218	5,313	..
<b>Netherlands . . . . .</b>	19,800	11,000	13,030	240	..	30,568	13,123	18,969	245	..
<b>Belgium . . . . .</b>	5,124	..	..	..	..	11,311	..	..	..	..
<b>Italy . . . . .</b>	43,526	39,362	42,887	4,429	..	94,334	64,744	80,966	88,612	..



No. 13—continued

ARTICLES, AND COUNTRIES OF CONSIGNMENT; ALSO SHARE OF EACH PROVINCE	QUANTITY					VALUE				
	1927-28	1928-29	1929-30	1930-31	1931-32	1927-28	1928-29	1929-30	1930-31	1931-32
	No.	No.	No.	No.	No.	R	R	R	R	R
<b>Textiles—continued</b>										
<b>Cotton—continued</b>										
<b>Manufactures—continued</b>										
<b>Handkerchiefs and Shawls in the piece—continued</b>										
<b>Shawls (III. Q)—continued</b>										
Czechoslovakia . . . . .	168	..	400	9,000	..	206	..	1,373	12,572	..
Japan . . . . .	6,792	18,864	13,640	6,900	28,918	6,880	29,632	7,523	5,611	20,075
Other Foreign Countries . . . . .	10	68	3	..	2	25	225	10	..	5
<b>TOTAL FOREIGN COUNTRIES</b>	<b>100,393</b>	<b>89,994</b>	<b>113,745</b>	<b>66,269</b>	<b>28,950</b>	<b>1,08,600</b>	<b>1,38,750</b>	<b>1,86,050</b>	<b>1,07,858</b>	<b>20,080</b>
<b>Share of Bengal . . . . .</b>	<b>292,379</b>	<b>216,016</b>	<b>192,030</b>	<b>92,304</b>	<b>679</b>	<b>5,09,012</b>	<b>4,47,424</b>	<b>3,32,691</b>	<b>1,61,139</b>	<b>1,622</b>
„ <b>Bombay . . . . .</b>	<b>786</b>	<b>840</b>	<b>1,049</b>	<b>..</b>	<b>..</b>	<b>2,285</b>	<b>1,357</b>	<b>3,417</b>	<b>..</b>	<b>..</b>
„ <b>Sind . . . . .</b>	<b>..</b>	<b>5,377</b>	<b>..</b>	<b>..</b>	<b>..</b>	<b>..</b>	<b>5,018</b>	<b>..</b>	<b>..</b>	<b>..</b>
„ <b>Madras . . . . .</b>	<b>7</b>	<b>35</b>	<b>..</b>	<b>..</b>	<b>12</b>	<b>25</b>	<b>129</b>	<b>..</b>	<b>..</b>	<b>9</b>
„ <b>Burma . . . . .</b>	<b>10,906</b>	<b>18,964</b>	<b>13,345</b>	<b>6,881</b>	<b>28,978</b>	<b>19,515</b>	<b>30,007</b>	<b>18,353</b>	<b>5,656</b>	<b>20,134</b>
<b>TOTAL . . . . .</b>	<b>304,078</b>	<b>241,732</b>	<b>206,924</b>	<b>99,185</b>	<b>29,669</b>	<b>5,30,837</b>	<b>4,84,483</b>	<b>3,54,461</b>	<b>1,67,095</b>	<b>21,825</b>
<b>Total Handkerchiefs and Shawls in the piece—</b>	<b>No.</b>	<b>No.</b>	<b>No.</b>	<b>No.</b>	<b>No.</b>					
United Kingdom . . . . .	7,468,384	6,074,534	8,906,855	3,147,311	1,512,834	14,35,426	13,62,033	13,06,122	8,77,668	2,18,038
Straits Settlements (including Labuan) . . . . .	1,491	11,839	2,398	3,186	12,708	415	3,002	1,528	740	1,434
Other British Possessions . . . . .	246	493	2,670	1,878	6,048	46	75	452	336	551
<b>TOTAL BRITISH EMPIRE . . . . .</b>	<b>7,470,121</b>	<b>6,086,866</b>	<b>9,001,923</b>	<b>3,152,375</b>	<b>1,531,590</b>	<b>14,35,839</b>	<b>13,65,110</b>	<b>13,08,007</b>	<b>8,78,789</b>	<b>2,20,923</b>
Germany . . . . .	52,953	23,230	45,161	13,945	1,440	61,793	81,551	67,599	7,079	137
Netherlands . . . . .	19,800	11,000	13,000	540	..	30,568	13,123	16,909	311	..
Belgium . . . . .	5,124	..	..	..	..	11,311	..	..	..	..
Switzerland . . . . .	18,000	27,926	14,832	3,600	1,866	4,430	8,254	5,084	255	373
Italy . . . . .	61,766	50,162	42,388	46,429	..	99,248	67,618	80,970	63,612	..
Austria . . . . .	..	4,800	22,999	..	1,200	..	1,455	6,677	..	139
Czechoslovakia . . . . .	168	..	21,820	9,000	..	206	..	9,082	12,572	..
China (exclusive of Hong- kong and Macao) . . . . .	1,814	840	14,506	8,238	3,756	365	193	1,261	528	316
Japan . . . . .	680,484	1,144,430	1,235,096	733,632	264,772	40,437	67,990	78,652	85,063	30,050
Other Foreign Countries . . . . .	217	6,726	2,487	331	2,522	140	1,456	234	100	440
<b>TOTAL FOREIGN COUNTRIES</b>	<b>840,326</b>	<b>1,269,114</b>	<b>1,412,289</b>	<b>815,715</b>	<b>275,556</b>	<b>2,48,638</b>	<b>2,11,640</b>	<b>2,69,378</b>	<b>1,39,517</b>	<b>31,505</b>
<b>Share of Bengal . . . . .</b>	<b>3,566,252</b>	<b>1,873,191</b>	<b>3,250,307</b>	<b>1,684,784</b>	<b>531,959</b>	<b>7,94,382</b>	<b>5,98,173</b>	<b>6,19,610</b>	<b>2,71,177</b>	<b>44,691</b>
„ <b>Bombay . . . . .</b>	<b>1,510,247</b>	<b>1,988,972</b>	<b>3,658,547</b>	<b>604,446</b>	<b>23,148</b>	<b>2,68,171</b>	<b>3,11,106</b>	<b>5,16,208</b>	<b>57,001</b>	<b>2,459</b>
„ <b>Sind . . . . .</b>	<b>1,730,069</b>	<b>1,745,126</b>	<b>1,433,059</b>	<b>211,645</b>	<b>694,694</b>	<b>4,23,683</b>	<b>4,72,837</b>	<b>3,20,068</b>	<b>47,586</b>	<b>1,28,862</b>
„ <b>Madras . . . . .</b>	<b>15,612</b>	<b>46,431</b>	<b>95,968</b>	<b>89,362</b>	<b>7,262</b>	<b>4,037</b>	<b>9,092</b>	<b>18,241</b>	<b>11,572</b>	<b>1,371</b>
„ <b>Burma . . . . .</b>	<b>1,488,267</b>	<b>1,702,200</b>	<b>1,926,331</b>	<b>1,377,863</b>	<b>640,083</b>	<b>1,94,254</b>	<b>1,35,542</b>	<b>1,93,344</b>	<b>1,30,920</b>	<b>75,156</b>
<b>TOTAL . . . . .</b>	<b>8,310,447</b>	<b>7,365,920</b>	<b>10,414,212</b>	<b>3,968,090</b>	<b>1,807,146</b>	<b>16,84,627</b>	<b>15,76,750</b>	<b>16,67,475</b>	<b>5,18,256</b>	<b>2,52,428</b>
<b>Hosiery—</b>										
<b>Stockings and socks (III. Q)—</b>	<b>Dozen</b>	<b>Dozen</b>	<b>Dozen</b>	<b>Dozen</b>	<b>Dozen</b>					
United Kingdom . . . . .	12,969	5,647	10,398	5,891	3,348	60,115	35,647	44,015	32,631	25,492
Ceylon . . . . .	12	250	..	..	3	38	1,761	..	3	13
Straits Settlements (including Labuan) . . . . .	5,908	1,533	85	879	2,406	10,252	2,708	325	2,169	3,193
Hongkong . . . . .	495,600	436,441	494,735	404,116	292,856	8,68,928	0,49,450	5,93,196	3,90,830	2,38,779
Other British Possessions . . . . .	3	14	..	..	..	37	55	..	..	..
<b>TOTAL BRITISH EMPIRE . . . . .</b>	<b>514,492</b>	<b>473,885</b>	<b>505,218</b>	<b>410,886</b>	<b>298,708</b>	<b>9,39,370</b>	<b>6,39,611</b>	<b>6,37,537</b>	<b>4,25,673</b>	<b>2,67,477</b>

GENERAL IMPORTS

( 506 )

No. 13—continued

ARTICLES, AND COUNTRIES OF CONSIGNMENT; ALSO SHARE OF EACH PROVINCE	QUANTITY					VALUE				
	1927-28	1928-29	1929-30	1930-31	1931-32	1927-28	1928-29	1929-30	1930-31	1931-32
						₹	₹	₹	₹	₹
<b>Textiles—continued</b>										
<b>Cotton—continued</b>										
<b>Manufactures—continued</b>										
<b>Hosiery—continued</b>										
<b>Stockings and socks (III. Q)—continued</b>	Dozen Pairs	Dozen Pairs	Dozen Pairs	Dozen Pairs	Dozen Pairs					
Germany . . . . .	35,868	7,487	20,776	5,347	15,078	2,21,075	87,601	94,110	37,407	84,907
France . . . . .	53	828	373	305	16	355	1,625	4,870	1,331	226
Italy . . . . .	12,072	16,847	24,000	11,728	4,539	39,906	48,756	68,004	24,605	9,752
Czechoslovakia . . . . .	120	..	330	100	370	688	..	1,115	823	628
Iraq . . . . .	..	750	..	..	420	..	808	..	..	2,474
China (exclusive of Hongkong and Macao) . . . . .	72,843	55,593	100,754	75,751	11,444	1,32,001	94,929	1,36,666	92,987	14,985
Japan . . . . .	381,240	524,990	412,106	307,040	302,768	8,89,280	9,92,218	8,42,639	5,96,041	3,84,332
<b>United States of America—</b>										
<i>Via Atlantic Coast</i> . . . . .	36,910	24,175	36,224	16,578	17,865	2,43,694	1,62,615	2,41,046	1,09,132	1,07,089
<i>" Pacific "</i> . . . . .	152	..	..	1	..	800	..	..	8	..
Other Foreign Countries . . . . .	603	12	68	69	166	1,779	65	424	503	936
<b>TOTAL FOREIGN COUNTRIES</b>	<b>540,761</b>	<b>629,682</b>	<b>595,226</b>	<b>417,009</b>	<b>352,666</b>	<b>14,79,594</b>	<b>13,38,612</b>	<b>13,88,874</b>	<b>8,68,037</b>	<b>6,05,324</b>
<b>Share of Bengal . . . . .</b>	<b>441,648</b>	<b>543,424</b>	<b>492,662</b>	<b>389,114</b>	<b>199,759</b>	<b>9,20,451</b>	<b>9,32,649</b>	<b>7,67,283</b>	<b>5,85,650</b>	<b>2,45,666</b>
<i>" Bombay</i> . . . . .	<i>470,642</i>	<i>405,494</i>	<i>444,233</i>	<i>274,749</i>	<i>335,798</i>	<i>11,47,078</i>	<i>7,51,135</i>	<i>9,09,840</i>	<i>4,20,530</i>	<i>4,39,331</i>
<i>" Sind</i> . . . . .	<i>60,124</i>	<i>70,374</i>	<i>83,689</i>	<i>59,748</i>	<i>81,177</i>	<i>1,57,977</i>	<i>1,61,201</i>	<i>1,96,961</i>	<i>1,73,316</i>	<i>1,31,422</i>
<i>" Madras</i> . . . . .	<i>13,755</i>	<i>12,837</i>	<i>17,346</i>	<i>10,748</i>	<i>4,479</i>	<i>43,648</i>	<i>32,351</i>	<i>32,243</i>	<i>17,771</i>	<i>5,376</i>
<i>" Burma</i> . . . . .	<i>69,034</i>	<i>71,438</i>	<i>62,514</i>	<i>63,536</i>	<i>30,156</i>	<i>1,49,510</i>	<i>1,50,887</i>	<i>1,20,084</i>	<i>1,11,444</i>	<i>50,566</i>
<b>TOTAL</b>	<b>1,055,253</b>	<b>1,103,567</b>	<b>1,100,444</b>	<b>827,895</b>	<b>651,969</b>	<b>24,18,964</b>	<b>20,28,228</b>	<b>20,26,411</b>	<b>12,88,710</b>	<b>8,72,801</b>
<b>Underwear (III. Q) —</b>	Dozen	Dozen	Dozen	Dozen	Dozen					
United Kingdom . . . . .	11,802	4,836	2,212	1,482	1,362	58,316	45,462	28,966	[15,457	13,518
Ceylon . . . . .	41	88	166	283	129	268	632	1,234	[1,398	641
Straits Settlements (including Labuan) . . . . .	1,065	1,512	276	521	3,718	6,067	7,735	2,225	[2,870	8,144
Hongkong . . . . .	3,157	2,671	3,527	3,936	6,437	33,484	37,579	49,700	[54,194	[42,721
Other British Possessions . . . . .	12	119	26	..	51	50	474	231	..	615
<b>TOTAL BRITISH EMPIRE</b>	<b>16,577</b>	<b>9,226</b>	<b>6,207</b>	<b>6,222</b>	<b>11,697</b>	<b>98,185</b>	<b>91,882</b>	<b>82,356</b>	<b>78,914</b>	<b>65,689</b>
Germany . . . . .	53,116	65,386	49,236	35,336	3,370	4,81,001	6,33,500	4,88,797	[2,35,682	33,702
Netherlands . . . . .	80	130	..	9	2	757	1,160	..	77	20
Belgium . . . . .	97	200	..	100	..	1,442	400	..	404	..
France . . . . .	94	59	247	284	10	1,745	1,413	[3,152	[3,125	71
Switzerland . . . . .	1,457	298	680	123	100	9,097	[2,698	5,328	922	523
Italy . . . . .	3,278	732	1,250	1,132	308	18,957	[3,764	[9,549	4,832	2,382
China (exclusive of Hongkong and Macao) . . . . .	568	105	3,498	1,020	479	2,467	568	[14,450	[3,484	2,402
Japan . . . . .	2,323,802	2,858,642	2,837,084	2,140,017	1,272,087	1,01,41,332	1,11,57,038	1,12,33,567	70,06,440	36,98,076
<b>United States of America—</b>										
<i>Via Atlantic Coast</i> . . . . .	4,496	5,566	5,758	2,089	2,566	46,721	67,610	50,865	[19,100	[19,503
Other Foreign Countries . . . . .	52	56	100	169	16	305	237	341	[1,275	72
<b>TOTAL FOREIGN COUNTRIES</b>	<b>2,387,040</b>	<b>2,932,124</b>	<b>2,898,753</b>	<b>2,180,779</b>	<b>1,278,938</b>	<b>1,07,08,824</b>	<b>1,18,68,388</b>	<b>1,18,01,049</b>	<b>72,75,341</b>	<b>37,56,751</b>
<b>Share of Bengal . . . . .</b>	<b>1,378,233</b>	<b>1,840,372</b>	<b>1,802,266</b>	<b>1,446,514</b>	<b>585,598</b>	<b>59,93,357</b>	<b>72,45,958</b>	<b>72,99,329</b>	<b>47,24,283</b>	<b>17,49,543</b>
<i>" Bombay</i> . . . . .	<i>520,530</i>	<i>550,482</i>	<i>436,939</i>	<i>282,613</i>	<i>314,599</i>	<i>25,65,006</i>	<i>21,66,734</i>	<i>16,49,419</i>	[8,02,522	7,92,828
<i>" Sind</i> . . . . .	<i>16,406</i>	<i>43,468</i>	<i>65,386</i>	<i>60,949</i>	<i>95,978</i>	<i>67,520</i>	<i>1,98,536</i>	<i>2,59,300</i>	<i>1,94,322</i>	<i>2,78,930</i>
<i>" Madras</i> . . . . .	<i>3,030</i>	<i>9,329</i>	<i>17,190</i>	<i>5,911</i>	<i>312</i>	<i>18,437</i>	<i>50,411</i>	<i>55,397</i>	<i>22,120</i>	<i>1,216</i>
<i>" Burma</i> . . . . .	<i>484,368</i>	<i>492,799</i>	<i>580,179</i>	<i>391,009</i>	<i>294,238</i>	<i>31,56,189</i>	<i>32,98,581</i>	<i>36,23,460</i>	[15,16,003	9,99,879
<b>TOTAL</b>	<b>2,402,617</b>	<b>2,941,350</b>	<b>2,904,960</b>	<b>2,187,001</b>	<b>1,200,635</b>	<b>1,08,02,000</b>	<b>1,19,60,270</b>	<b>1,18,83,405</b>	<b>78,49,255</b>	<b>38,22,390</b>

No. 13—continued

ARTICLES, AND COUNTRIES OF CONSIGNMENT; ALSO SHARE OF EACH PROVINCE	QUANTITY					VALUE				
	1927-28	1928-29	1929-30	1930-31	1931-32	1927-28	1928-29	1929-30	1930-31	1931-32
						R	R	R	R	R
<i>Textiles—continued</i>										
<i>Cotton—continued</i>										
<i>Manufactures—continued</i>										
<i>Hosiery—continued</i>										
Other sorts (III. Q)—										
United Kingdom . . . . .	—	—	—	—	—	59,337	35,313	45,574	19,507	13,797
Ceylon . . . . .	—	—	—	—	—	717	158	2,147	892	39
Hongkong . . . . .	—	—	—	—	—	8,855	10	8,003	30,753	42
Other British Possessions . . . . .	—	—	—	—	—	770	73	892	1,004	308
<b>TOTAL BRITISH EMPIRE . . . . .</b>	—	—	—	—	—	<b>69,679</b>	<b>35,554</b>	<b>56,616</b>	<b>52,156</b>	<b>14,186</b>
Germany . . . . .	—	—	—	—	—	39,129	30,801	13,833	7,053	6,765
France . . . . .	—	—	—	—	—	1,492	50	1,911	87	..
Switzerland . . . . .	—	—	—	—	—	..	..	1,358	..	..
Italy . . . . .	—	—	—	—	—	4,021	2,801	12,074	1,394	306
China (exclusive of Hongkong and Macão) . . . . .	—	—	—	—	—	7,758	6,872	18,566	518	3,005
Japan . . . . .	—	—	—	—	—	3,73,248	3,70,057	2,58,761	48,856	76,266
United States of America—										
<i>Via Atlantic Coast</i> . . . . .	—	—	—	—	—	47,172	67,891	96,884	31,786	17,469
Other Foreign Countries . . . . .	—	—	—	—	—	7	1,093	243	480	230
<b>TOTAL FOREIGN COUNTRIES . . . . .</b>	—	—	—	—	—	<b>4,72,827</b>	<b>4,79,565</b>	<b>4,03,030</b>	<b>99,180</b>	<b>1,04,071</b>
Share of Bengal . . . . .	—	—	—	—	—	3,84,726	4,07,974	3,25,899	1,01,329	35,393
" Bombay . . . . .	—	—	—	—	—	75,747	52,708	40,479	16,360	7,741
" Sind . . . . .	—	—	—	—	—	1,446	162	8,866	337	..
" Madras . . . . .	—	—	—	—	—	29,954	15,408	43,130	20,457	13,304
" Burma . . . . .	—	—	—	—	—	59,633	38,867	41,372	3,303	5,319
<b>TOTAL . . . . .</b>	—	—	—	—	—	<b>5,42,508</b>	<b>5,15,119</b>	<b>4,69,246</b>	<b>1,42,286</b>	<b>1,18,257</b>
<i>Total value of Hosiery—</i>										
United Kingdom . . . . .	—	—	—	—	—	1,77,768	1,16,422	1,18,556	67,595	52,807
Ceylon . . . . .	—	—	—	—	—	1,023	2,541	3,381	2,288	693
Straits Settlements (including Labuan) . . . . .	—	—	—	—	—	17,074	10,443	3,439	5,443	11,625
Hongkong . . . . .	—	—	—	—	—	9,11,267	6,87,039	6,50,899	4,75,827	2,81,542
Other British Possessions . . . . .	—	—	—	—	—	100	602	235	590	635
<b>TOTAL BRITISH EMPIRE . . . . .</b>	—	—	—	—	—	<b>11,07,232</b>	<b>8,17,047</b>	<b>7,76,509</b>	<b>5,51,748</b>	<b>3,47,302</b>
Germany . . . . .	—	—	—	—	—	7,41,205	7,01,902	5,01,740	2,80,142	1,25,374
Netherlands . . . . .	—	—	—	—	—	776	1,225	81	538	20
Belgium . . . . .	—	—	—	—	—	1,442	450	243	650	..
France . . . . .	—	—	—	—	—	3,592	3,088	9,938	4,993	297
Switzerland . . . . .	—	—	—	—	—	9,910	2,698	7,061	923	523
Italy . . . . .	—	—	—	—	—	62,944	55,321	89,627	31,031	12,440
Czechoslovakia . . . . .	—	—	—	—	—	638	..	1,456	1,291	883
Iraq . . . . .	—	—	—	—	—	..	803	..	..	2,474
China (exclusive of Hongkong and Macão) . . . . .	—	—	—	—	—	1,42,226	1,02,369	1,69,682	96,969	20,392
Japan . . . . .	—	—	—	—	—	1,13,69,808	1,25,19,313	1,23,34,967	76,52,337	41,53,674

GENERAL IMPORTS

ARTICLES, AND COUNTRIES OF CONSIGNMENT; ALSO SHARE OF EACH PROVINCE	QUANTITY					VALUE				
	1927-28	1928-29	1929-30	1930-31	1931-32	1927-28	1928-29	1929-30	1930-31	1931-32
						R	R	R	R	R
<b>Textiles—continued</b>										
<b>Cotton—continued</b>										
<b>Manufactures—continued</b>										
<b>Hosiery—concluded</b>										
<b>Total value of Hosiery—concluded.</b>										
United States of America—										
<i>Via Atlantic Coast</i>	—	—	—	—	—	3,37,587	2,98,116	3,88,795	1,60,018	1,44,001
" Pacific "	—	—	—	—	—	800	..	..	8	..
Other Foreign Countries	—	—	—	—	—	1,261	1,280	18	589	1,008
<b>TOTAL FOREIGN COUNTRIES</b>	—	—	—	—	—	1,26,56,247	1,86,86,565	1,85,93,553	82,23,508	44,66,140
Share of Bengal	—	—	—	—	—	72,99,034	85,86,581	83,92,511	53,91,767	29,31,101
" Bombay	—	—	—	—	—	37,88,831	29,70,627	25,99,738	13,29,412	12,39,891
" Sind	—	—	—	—	—	2,26,943	3,59,399	4,56,127	3,67,974	4,10,351
" Madras	—	—	—	—	—	92,039	98,170	1,31,270	60,348	25,891
" Burma	—	—	—	—	—	23,56,632	24,88,335	27,90,416	16,30,750	10,56,201
<b>TOTAL</b>	—	—	—	—	—	1,37,68,479	1,45,03,012	1,43,70,062	87,80,251	48,13,448
<b>Lace and patent net (III. Q)—</b>	<b>Yards</b>	<b>Yards</b>	<b>Yards</b>	<b>Yards</b>	<b>Yards</b>					
United Kingdom	1,022,187	756,966	790,787	487,098	788,967	6,49,129	4,81,822	4,55,082	2,72,179	3,92,578
Other British Possessions	2,618	198	20	25	854	634	189	16	12	156
<b>TOTAL BRITISH EMPIRE</b>	<b>1,024,805</b>	<b>757,164</b>	<b>790,807</b>	<b>487,123</b>	<b>789,821</b>	<b>6,49,763</b>	<b>4,82,011</b>	<b>4,55,048</b>	<b>2,72,191</b>	<b>3,92,734</b>
Germany	343,360	197,559	238,222	57,856	56,064	1,73,645	1,35,110	1,25,737	29,499	25,172
Belgium	76,007	99,087	245,467	52,526	94,529	52,979	74,418	1,56,716	33,981	47,874
France	313,045	567,257	544,069	361,869	283,891	1,54,520	2,80,267	2,33,506	1,73,572	1,19,165
Switzerland	1,36,672	208,007	141,992	38,910	17,256	95,877	1,14,809	69,121	20,361	9,034
Italy	15,637	34,940	6,638	26,607	6,398	15,126	17,089	4,490	13,544	3,984
Austria	182,466	2,964	..	959	480	13,952	2,981	..	764	386
Czechoslovakia	..	..	2,997	..	..	..	..	1,699	..	..
Japan	19,318	90,400	205,166	112,145	60,404	5,973	23,624	50,440	23,838	13,097
United States of America—										
<i>Via Atlantic Coast</i>	40	..	23	34,360	2,261	81	..	23	11,731	594
Other Foreign Countries	1,316	..	..	..	546	646	..	838	..	83
<b>TOTAL FOREIGN COUNTRIES</b>	<b>1,137,921</b>	<b>1,200,214</b>	<b>1,386,438</b>	<b>684,781</b>	<b>521,829</b>	<b>5,12,799</b>	<b>6,53,298</b>	<b>6,02,570</b>	<b>3,07,340</b>	<b>2,19,339</b>
Share of Bengal	432,103	531,671	637,330	232,595	369,645	2,33,795	3,13,375	3,17,100	1,23,008	1,61,073
" Bombay	1,135,176	1,132,450	1,205,738	431,944	615,192	6,49,363	6,32,196	6,18,442	2,19,934	3,02,967
" Madras	64,916	47,458	52,294	34,652	75,968	37,097	30,244	31,503	48,578	36,242
" Burma	530,531	245,796	381,333	402,663	259,347	1,87,392	1,59,494	1,50,513	1,93,011	1,11,796
<b>TOTAL</b>	<b>2,162,726</b>	<b>1,957,378</b>	<b>2,177,245</b>	<b>1,171,854</b>	<b>1,811,150</b>	<b>11,62,562</b>	<b>11,35,309</b>	<b>11,47,618</b>	<b>5,79,581</b>	<b>6,12,073</b>
<b>Icegoods—</b>										
<b>Grey (unbleached)—</b>										
<b>Plain grey—</b>										
<b>Chadars (III. Q)—</b>	<b>Yards</b>	<b>Yards</b>	<b>Yards</b>	<b>Yards</b>	<b>Yards</b>					
United Kingdom	12,000	12,434	..	..	..	3,400	5,331	..	..	..
Ceylon	17,600	48,200	..	..	..	3,694	9,049	..	..	..
Other British Possessions	2,100	30	..	..	..	473	15	..	..	..
<b>TOTAL BRITISH EMPIRE</b>	<b>31,700</b>	<b>60,664</b>	<b>..</b>	<b>..</b>	<b>..</b>	<b>7,567</b>	<b>14,665</b>	<b>..</b>	<b>..</b>	<b>..</b>
Japan	..	77,350	..	60	..	..	17,541	..	14	..
Portuguese East Africa	..	150	..	..	..	..	75	..	..	..
<b>TOTAL FOREIGN COUNTRIES</b>	<b>..</b>	<b>77,500</b>	<b>..</b>	<b>60</b>	<b>..</b>	<b>..</b>	<b>17,616</b>	<b>..</b>	<b>143</b>	<b>..</b>
Share of Bombay	31,700	133,164	..	60	..	7,567	32,221	..	14	..

No. 13—continued

ARTICLES, AND COUNTRIES OF CONSIGNMENT; ALSO SHARE OF EACH PROVINCE	QUANTITY					VALUE				
	1927-28	1928-29	1929-30	1930-31	1931-32	1927-28	1928-29	1929-30	1930-31	1931-32
						R	R	R	R	R
<i>Textiles—continued</i>										
<i>Cotton—continued</i>										
<i>Manufactures—continued</i>										
<i>Piecegoods—continued</i>										
<i>Grey (unbleached)—continued</i>										
<i>Plain grey—continued</i>										
<i>Dhutis, Saris and Scarves (III. Q)—</i>	Yards	Yards	Yards	Yards	Yards					
United Kingdom . . . . .	320,778	254,778	8,404	50,040	185,290	96,528	78,904	1,704	9,800	26,777
Ceylon . . . . .	99	7,344	2,400	..	..	62	1,129	1,789	..	..
Straits Settlements (including Labuan) . . . . .	..	3,920	..	..	..	..	1,076	..	..	..
<b>TOTAL BRITISH EMPIRE</b> . . . . .	<b>320,877</b>	<b>266,042</b>	<b>10,894</b>	<b>50,040</b>	<b>185,290</b>	<b>96,588</b>	<b>81,160</b>	<b>3,493</b>	<b>9,800</b>	<b>26,777</b>
China (exclusive of Hong- kong and Macao) . . . . .	..	..	..	..	20,000	..	..	..	..	3,822
Japan . . . . .	110,000	178,000	30,000	..	..	25,796	41,383	7,095	..	..
<b>TOTAL FOREIGN COUNTRIES</b> . . . . .	<b>110,000</b>	<b>178,000</b>	<b>30,000</b>	<b>..</b>	<b>20,000</b>	<b>25,796</b>	<b>41,383</b>	<b>7,095</b>	<b>..</b>	<b>3,822</b>
<i>Share of Bengal</i> . . . . .	..	..	..	..	20,000	..	..	..	..	3,822
„ <i>Bombay</i> . . . . .	78,868	257,686	1,600	..	..	26,067	74,577	450	..	..
„ <i>Madras</i> . . . . .	241,509	144	9,294	10,804	177,423	70,703	79	3,043	2,486	25,641
„ <i>Burma</i> . . . . .	110,500	186,242	30,000	39,236	7,867	25,554	47,896	7,095	7,314	1,136
<b>TOTAL</b> . . . . .	<b>430,877</b>	<b>444,042</b>	<b>40,894</b>	<b>50,040</b>	<b>205,290</b>	<b>1,22,384</b>	<b>1,22,562</b>	<b>10,588</b>	<b>9,800</b>	<b>30,599</b>
<i>Drills and Jeans (III. Q)—</i>	Yards	Yards	Yards	Yards	Yards					
United Kingdom . . . . .	267,994	321,097	316,642	71,693	49,473	91,718	1,06,118	94,860	21,206	12,857
Straits Settlements (including Labuan) . . . . .	400	..	..	4,000	..	190	..	..	1,000	..
Hongkong . . . . .	40,000	4,000	6,480	16,000	8,000	9,010	1,200	2,160	3,067	2,000
Seychelles . . . . .	..	4,800	..	..	..	..	1,027	..	..	..
Other British Possessions . . . . .	40	..	80	..	2,880	20	..	20	..	360
<b>TOTAL BRITISH EMPIRE</b> . . . . .	<b>308,434</b>	<b>329,897</b>	<b>323,202</b>	<b>91,693</b>	<b>60,853</b>	<b>1,01,888</b>	<b>1,08,343</b>	<b>97,049</b>	<b>25,878</b>	<b>15,217</b>
Italy . . . . .	17,128	..	11,472	..	..	5,384	..	3,406	..	..
Iraq . . . . .	..	5,600	..	..	..	..	1,355	..	..	..
China (exclusive of Hong- kong and Macao) . . . . .	..	72,991	48,000	..	..	..	19,880	11,389	..	..
Japan . . . . .	9,009,051	10,036,845	12,455,760	1,982,000	2,339,473	25,63,907	29,41,804	33,52,500	4,29,948	4,66,828
United States of America—										
<i>Via Atlantic Coast</i> . . . . .	1,844,900	1,395,600	604,680	852,000	482,600	5,98,204	5,48,361	2,29,408	1,16,001	1,39,607
<i>Other Foreign Countries</i> . . . . .	102	..	1,000	27	..	128	..	489	30	..
<b>TOTAL FOREIGN COUNTRIES</b> . . . . .	<b>10,871,161</b>	<b>11,511,036</b>	<b>13,120,912</b>	<b>2,384,027</b>	<b>2,822,073</b>	<b>31,67,683</b>	<b>35,11,400</b>	<b>35,97,247</b>	<b>5,46,579</b>	<b>6,00,435</b>
<i>Share of Bengal</i> . . . . .	2,203,089	2,228,833	2,371,277	198,237	15,000	6,33,775	6,50,629	6,31,004	56,213	3,822
„ <i>Bombay</i> . . . . .	5,925,625	6,016,116	6,329,592	927,124	1,043,471	17,26,023	18,04,203	17,56,310	2,42,711	2,49,396
„ <i>Sind</i> . . . . .	2,521,400	2,323,991	4,027,397	10,77,000	1,713,000	7,59,289	8,77,384	11,12,887	2,17,249	3,37,877
„ <i>Madras</i> . . . . .	166,074	115,791	150,523	35,938	24,082	59,968	39,932	49,402	10,023	6,771
„ <i>Burma</i> . . . . .	363,427	656,200	555,325	187,371	86,873	90,466	1,87,595	1,44,033	46,266	23,786
<b>TOTAL</b> . . . . .	<b>11,179,615</b>	<b>11,840,933</b>	<b>13,444,114</b>	<b>2,425,720</b>	<b>2,862,426</b>	<b>32,69,521</b>	<b>36,10,743</b>	<b>36,04,200</b>	<b>6,72,452</b>	<b>16,21,652</b>
<i>Flannel and Flannelettes (III. Q)—</i>	Yards	Yards	Yards	Yards	Yards					
United Kingdom . . . . .	..	12,000	2,064	22,455	4,000	..	4,459	1,170	6,121	1,646
Italy . . . . .	5,023	..	..	276,983	..	1,315	..	..	55,115	..
<i>Share of Bengal</i> . . . . .	5,023	..	2,064	6,439	..	1,315	..	1,170	1,622	..
„ <i>Bombay</i> . . . . .	..	12,000	..	..	4,000	..	4,459	..	..	1,646
„ <i>Sind</i> . . . . .	..	..	..	291,949	..	..	..	..	59,614	..
<b>TOTAL</b> . . . . .	<b>5,023</b>	<b>12,000</b>	<b>2,064</b>	<b>298,438</b>	<b>4,000</b>	<b>1,315</b>	<b>4,459</b>	<b>1,170</b>	<b>61,236</b>	<b>1,646</b>

GENERAL IMPORTS

( 510 )

No. 13—continued

ARTICLES, AND COUNTRIES OF CONSIGNMENT; ALSO SHARE OF EACH PROVINCE	QUANTITY					VALUE				
	1927-28	1928-29	1929-30	1930-31	1931-32	1927-28	1928-29	1929-30	1930-31	1931-32
<i>Textiles—continued</i>										
<i>Cotton—continued</i>										
<i>Manufactures—continued</i>										
<i>Piecegoods—continued</i>										
<i>Grey (unbleached)—continued</i>										
<i>Plain grey—continued</i>										
Jaconets, including Madapolams, Mulls and Cambrics (III. Q)—	Yards	Yards	Yards	Yards	Yards					
United Kingdom . . . . .	78,891,912	78,502,467	52,640,048	19,189,189	23,680,224	1,81,66,007	1,83,25,170	1,13,83,076	36,73,001	34,95,614
Ceylon . . . . .	11,104	178	--	--	--	1,924	69	--	--	--
Straits Settlements (including Labuan) . . . . .	4,658	40	--	--	--	2,116	12	--	--	--
<b>TOTAL BRITISH EMPIRE</b>	<b>78,907,674</b>	<b>78,502,685</b>	<b>52,640,048</b>	<b>19,189,189</b>	<b>23,680,224</b>	<b>1,81,70,047</b>	<b>1,83,25,251</b>	<b>1,13,83,076</b>	<b>36,73,001</b>	<b>34,95,614</b>
Germany . . . . .	--	3,850	--	--	--	--	993	--	--	--
Italy . . . . .	--	--	33,900	18,043	--	--	--	8,268	4,804	--
China (exclusive of Hongkong and Macao) . . . . .	--	8,805	--	--	--	--	1,441	--	--	--
Japan . . . . .	--	271,839	282,096	9,500	30,000	--	51,566	62,116	1,979	4,857
United States of America—										
Via Atlantic Coast . . . . .	--	--	51	--	--	--	--	30	--	--
<b>TOTAL FOREIGN COUNTRIES</b>	<b>--</b>	<b>284,494</b>	<b>316,047</b>	<b>27,543</b>	<b>30,000</b>	<b>--</b>	<b>53,970</b>	<b>70,444</b>	<b>6,783</b>	<b>4,857</b>
Share of Bengal . . . . .	40,094,130	32,121,189	13,507,353	2,907,529	1,486,633	93,44,114	76,35,953	27,09,098	4,20,348	1,57,543
" Bombay . . . . .	23,017,838	26,077,324	19,704,408	5,808,415	10,314,874	38,46,401	45,22,517	31,01,055	7,02,097	10,15,432
" Sind . . . . .	1,392,594	2,206,111	2,207,141	637,787	1,713,847	2,61,186	4,43,426	4,02,714	89,563	2,12,933
" Madras . . . . .	14,371,998	13,382,555	17,537,193	9,842,958	10,141,323	47,09,396	57,77,320	51,30,653	24,61,975	21,13,510
" Burma . . . . .	31,114	--	--	20,043	2,997	3,360	--	--	5,301	364
<b>TOTAL</b>	<b>78,907,674</b>	<b>78,787,179</b>	<b>52,956,095</b>	<b>19,216,732</b>	<b>23,660,224</b>	<b>1,81,70,047</b>	<b>1,83,79,221</b>	<b>1,14,53,520</b>	<b>36,79,784</b>	<b>34,99,871</b>
<i>Longcloth and Shirtings (III. Q)—</i>	Yards	Yards	Yards	Yards	Yards					
United Kingdom . . . . .	76,868,522	48,359,953	21,155,949	5,074,614	3,350,440	1,85,59,323	1,21,33,015	50,61,728	10,50,524	3,90,234
Aden and Dependencies . . . . .	6,000	--	4,500	--	5,700	1,453	--	1,135	--	840
Ceylon . . . . .	--	2,330	75,288	2,188	304	--	491	14,640	537	84
Straits Settlements (including Labuan) . . . . .	--	251,625	65,562	32,715	1,006	--	68,094	16,513	6,232	267
Federated Malay States . . . . .	--	--	69,075	--	--	--	--	18,058	--	--
Hongkong . . . . .	12,800	24,525	49,630	23,020	35,415	3,329	8,400	13,600	8,260	9,310
<b>TOTAL BRITISH EMPIRE</b>	<b>76,887,322</b>	<b>48,638,433</b>	<b>21,420,654</b>	<b>5,139,437</b>	<b>3,392,874</b>	<b>1,85,04,605</b>	<b>1,22,10,600</b>	<b>51,25,674</b>	<b>10,65,558</b>	<b>4,00,785</b>
Germany . . . . .	--	2,010	--	413	20	--	3,056	--	372	47
France . . . . .	7,600	--	--	--	--	1,621	--	--	--	--
Switzerland . . . . .	4,028	--	--	--	--	1,111	--	--	--	--
Italy . . . . .	80	80	301,069	--	20	60	25	73,937	--	8
China (exclusive of Hongkong and Macao) . . . . .	2,851,100	11,894,112	8,384,842	2,248,500	3,350,545	6,81,882	28,04,119	17,55,882	4,32,477	5,46,508
Japan . . . . .	153,610,116	191,494,333	310,015,042	158,805,146	127,029,170	3,95,93,325	4,78,66,209	7,02,30,975	3,05,52,339	2,10,08,076
United States of America—										
Via Atlantic Coast . . . . .	40,000	--	--	40,000	45	7,266	--	--	7,789	11
Other Foreign Countries . . . . .	--	5	30	33	--	--	4	11	6	--
<b>TOTAL FOREIGN COUNTRIES</b>	<b>156,512,924</b>	<b>203,330,540</b>	<b>318,700,983</b>	<b>161,184,097</b>	<b>130,379,800</b>	<b>4,02,35,765</b>	<b>5,07,63,413</b>	<b>7,20,60,305</b>	<b>3,09,92,933</b>	<b>2,16,44,710</b>
Share of Bengal . . . . .	107,533,267	107,344,461	142,650,220	66,938,073	48,338,659	2,69,57,931	2,63,39,956	3,14,73,784	1,25,87,080	73,19,946
" Bombay . . . . .	86,143,309	99,991,728	132,984,777	51,146,211	48,164,396	2,24,25,558	2,47,49,072	3,02,71,087	1,04,06,309	81,17,898
" Sind . . . . .	22,495,008	26,796,833	29,673,148	13,276,039	11,631,727	58,91,842	71,75,368	73,87,553	26,33,350	21,34,337
" Madras . . . . .	5,968,014	4,251,795	16,190,243	21,113,760	16,726,692	17,14,439	12,66,415	37,19,768	37,78,081	26,38,633
" Burma . . . . .	11,250,048	13,634,105	18,618,249	13,849,401	3,410,699	27,60,600	34,43,202	43,29,287	26,01,116	13,43,623
<b>TOTAL</b>	<b>233,400,240</b>	<b>252,018,073</b>	<b>340,121,337</b>	<b>166,323,534</b>	<b>133,772,674</b>	<b>5,88,50,370</b>	<b>6,29,74,013</b>	<b>7,71,80,479</b>	<b>3,20,58,536</b>	<b>2,20,45,495</b>
<i>Printers (III. Q)—</i>	Yards	Yards	Yards	Yards	Yards					
United Kingdom . . . . .	--	23,220	65	6,035	61	--	3,965	38	2,132	54
Share of Bombay . . . . .	--	23,220	65	6,035	--	--	3,965	38	2,132	--
" Madras . . . . .	--	--	--	--	61	--	--	--	--	54
<b>TOTAL</b>	<b>--</b>	<b>23,220</b>	<b>65</b>	<b>6,035</b>	<b>61</b>	<b>--</b>	<b>3,965</b>	<b>38</b>	<b>3,132</b>	<b>54</b>

No. 13—continued

ARTICLES AND COUNTRIES OF CONSIGNMENT; ALSO SHARE OF EACH PROVINCE	QUANTITY					VALUE				
	1927-28	1928-29	1929-30	1930-31	1931-32	1927-28	1928-29	1929-30	1930-31	1931-32
						R	R	R	R	R
<b>Textiles—continued</b>										
<b>Cotton—continued</b>										
<b>Manufactures—continued</b>										
<b>Piecegoods—continued</b>										
<b>Grey (unbleached)—continued</b>										
<b>Plain grey—continued</b>										
<b>Sheetings (III. Q)—</b>	<b>Yards</b>	<b>Yards</b>	<b>Yards</b>	<b>Yards</b>	<b>Yards</b>					
United Kingdom . . . . .	45,795	13,069	1,498	1,873	75	24,120	11,336	850	2,107	84
Aden and Dependencies . . . . .	193,000	15,000	90,000	4,500	..	40,692	3,716	18,019	905	..
Straits Settlements (including Labuan) . . . . .	..	..	..	8,000	..	..	..	..	1,800	..
Hongkong . . . . .	60,000	..	..	24,000	..	12,162	..	..	8,000	..
Other British Possessions . . . . .	..	..	900	..	..	..	..	230	..	..
<b>TOTAL BRITISH EMPIRE</b>	<b>308,795</b>	<b>28,069</b>	<b>92,398</b>	<b>38,373</b>	<b>75</b>	<b>76,974</b>	<b>15,052</b>	<b>19,969</b>	<b>10,812</b>	<b>84</b>
<b>Italy</b> . . . . .	18,750	..	1,920	..	..	5,278	..	1,376	..	..
China (exclusive of Hongkong and Macao) . . . . .	4,084,500	1,347,500	1,219,200	172,500	540,000	9,06,915	2,85,691	2,42,010	24,915	72,606
Japan . . . . .	18,198,870	5,000,295	13,088,789	3,741,800	3,188,500	45,78,799	12,43,300	31,03,439	7,03,524	5,63,197
Egypt . . . . .	..	..	18,000	..	..	..	..	5,165	..	..
United States of America—										
Via Atlantic Coast . . . . .	350,250	131,250	311,272	142,500	..	1,03,459	39,413	97,588	28,333	..
Other Foreign Countries . . . . .	1,560	..	..	750	6,200	298	..	..	492	1,102
<b>TOTAL FOREIGN COUNTRIES</b>	<b>22,659,930</b>	<b>6,479,045</b>	<b>14,589,131</b>	<b>4,057,659</b>	<b>3,734,700</b>	<b>55,94,750</b>	<b>15,68,494</b>	<b>34,40,578</b>	<b>7,62,264</b>	<b>6,36,605</b>
<b>Share of Bengal</b> . . . . .	2,580,767	1,010,620	1,672,057	184,360	20,000	6,84,164	2,72,252	4,22,023	48,644	4,998
" Bombay . . . . .	16,650,158	3,853,306	11,573,050	3,044,543	3,709,705	41,62,711	9,17,670	27,19,458	5,45,865	6,31,328
" Sind . . . . .	10,850	85,000	36,000	..	..	..	20,729	9,059	..	..
" Madras . . . . .	..	..	..	..	25	3,216	..	..	..	66
" Burma . . . . .	3,721,950	1,558,183	1,400,422	367,029	6,045	8,21,633	3,72,895	3,19,037	1,78,567	597
<b>TOTAL</b>	<b>22,963,725</b>	<b>6,507,114</b>	<b>14,681,529</b>	<b>4,065,932</b>	<b>3,734,775</b>	<b>56,71,724</b>	<b>15,63,548</b>	<b>34,69,577</b>	<b>7,78,076</b>	<b>6,36,689</b>
<b>T. Cloth and Domestic (III. Q)</b>	<b>Yards</b>	<b>Yards</b>	<b>Yards</b>	<b>Yards</b>	<b>Yards</b>					
United Kingdom . . . . .	229,051	64,588	40,082	3,730	1,020	65,393	17,934	13,526	1,084	203
Belgium . . . . .	..	1,440	..	..	..	..	1,013	..	..	..
Perals . . . . .	..	..	14,400	..	..	..	..	4,387	..	..
Japan . . . . .	18,000	41,140	92,400	38,400	..	3,081	7,460	14,878	5,100	..
Other Foreign Countries . . . . .	84	72	..	..	..	27	20	..	..	..
<b>TOTAL FOREIGN COUNTRIES</b>	<b>18,084</b>	<b>42,652</b>	<b>106,800</b>	<b>38,400</b>	<b>..</b>	<b>3,058</b>	<b>8,493</b>	<b>19,260</b>	<b>5,100</b>	<b>..</b>
<b>Share of Bengal</b> . . . . .	41,896	49,800	82,800	33,400	..	9,132	9,133	12,260	5,100	..
" Bombay . . . . .	96,915	20,429	11,070	..	..	27,668	5,959	3,000	..	..
" Sind . . . . .	103,324	24,843	15,912	3,730	1,020	31,591	7,192	4,808	1,084	203
" Burma . . . . .	..	12,168	37,080	..	..	..	4,093	12,658	..	..
<b>TOTAL</b>	<b>247,135</b>	<b>107,240</b>	<b>146,862</b>	<b>42,130</b>	<b>1,020</b>	<b>68,391</b>	<b>26,427</b>	<b>32,786</b>	<b>6,184</b>	<b>203</b>
<b>Unspecified descriptions (III. Q)</b>	<b>Yards</b>	<b>Yards</b>	<b>Yards</b>	<b>Yards</b>	<b>Yards</b>					
United Kingdom . . . . .	446,618	1,227,641	1,881,352	1,019,781	1,687,172	1,26,033	2,72,896	4,13,579	1,76,893	2,02,485
Ceylon . . . . .	8,411	6,623	3,033	23,517	46,538	2,980	2,113	1,323	9,094	11,844
Straits Settlements (including Labuan) . . . . .	1,204	2,920	1,887	12,137	754	640	1,058	976	4,545	240
Other British Possessions . . . . .	..	100	..	20	..	..	40	..	10	..
<b>TOTAL BRITISH EMPIRE</b>	<b>456,133</b>	<b>1,237,264</b>	<b>1,886,272</b>	<b>1,055,455</b>	<b>1,734,464</b>	<b>1,29,653</b>	<b>2,76,107</b>	<b>4,15,878</b>	<b>1,90,542</b>	<b>2,20,519</b>

GENERAL IMPORTS

( 512 )

No. 13—continued

ARTICLES AND COUNTRIES OF CONSIGNMENT; ALSO SHARE OF EACH PROVINCE	QUANTITY					VALUE				
	1927-28	1928-29	1929-30	1930-31	1931-32	1927-28	1928-29	1929-30	1930-31	1931-32
	Yards	Yards	Yards	Yards	Yards	R	R	R	R	R
<i>Textiles—continued</i>										
<i>Cotton—continued</i>										
<i>Manufactures—continued</i>										
<i>Miscellaneous—continued</i>										
<i>Grey (unbleached)—continued</i>										
<i>Plain grey—concluded</i>										
<i>Unspecified descriptions (III. Q)—continued</i>										
Netherlands . . . . .	..	688	2,858	..	..	..	912	3,269	..	..
Belgium . . . . .	..	769	..	5,227	..	..	725	..	1,353	..
Italy . . . . .	8,064	10,499	10,435	6,614	4,792	2,566	3,489	3,342	1,473	1,108
Austria . . . . .	..	..	3,579	..	..	..	..	3,523	..	..
Japan . . . . .	..	6,000	198,625	210,624	..	..	1,654	37,760	85,844	..
United States of America—										
<i>Via Atlantic Coast . . . . .</i>	87	40,000	..	196	..	57	8,562	..	65	..
Other Foreign Countries . . . . .	..	..	..	801	20	..	..	..	1,180	20
<b>TOTAL FOREIGN COUNTRIES</b>	<b>8,151</b>	<b>57,956</b>	<b>214,997</b>	<b>223,462</b>	<b>4,812</b>	<b>2,563</b>	<b>15,342</b>	<b>47,894</b>	<b>89,915</b>	<b>1,128</b>
<i>Share of Bengal . . . . .</i>	71,458	221,237	563,727	261,323	33,012	21,578	65,115	1,32,978	56,652	6,364
" <i>Bombay . . . . .</i>	177,239	857,047	1,073,728	301,912	1,154,593	43,257	1,69,325	2,17,421	40,965	1,34,086
" <i>Sind . . . . .</i>	..	..	..	541	..	..	..	..	453	..
" <i>Madras . . . . .</i>	206,979	216,956	445,499	709,397	547,575	62,438	56,509	1,03,553	129,035	79,654
" <i>Burma . . . . .</i>	3,603	..	13,315	14,744	4,096	4,943	..	9,740	3,352	1,543
<b>TOTAL</b>	<b>464,284</b>	<b>1,295,240</b>	<b>2,101,269</b>	<b>1,278,917</b>	<b>1,739,276</b>	<b>1,32,216</b>	<b>2,91,449</b>	<b>4,63,772</b>	<b>2,30,457</b>	<b>2,21,647</b>
<i>Total Plain grey—</i>										
United Kingdom . . . . .	157,082,570	128,791,247	76,046,174	25,439,410	28,907,764	3,71,32,460	3,09,59,456	1,69,70,540	49,42,868	41,35,354
Aden and Dependences . . . . .	206,100	15,000	94,500	4,500	5,700	42,618	3,716	20,054	905	840
Ceylon . . . . .	37,254	64,675	80,801	25,705	46,842	8,680	12,851	17,772	9,631	11,928
Straits Settlements (including Labuan) . . . . .	6,262	258,505	67,449	56,852	1,760	2,946	70,840	17,489	13,577	507
Federated Malay States . . . . .	..	100	69,875	..	..	..	40	18,058	..	..
Hongkong . . . . .	112,800	23,525	56,160	69,940	43,415	25,901	9,600	15,760	17,937	11,810
Seychelles . . . . .	..	4,800	..	..	..	..	1,027	..	..	..
Other British Possessions . . . . .	..	80	900	..	2,880	..	15	230	..	360
<b>TOTAL BRITISH EMPIRE</b>	<b>157,444,986</b>	<b>129,162,832</b>	<b>76,415,659</b>	<b>25,596,407</b>	<b>29,008,861</b>	<b>3,72,12,605</b>	<b>3,10,57,545</b>	<b>1,70,59,903</b>	<b>49,34,918</b>	<b>41,60,299</b>
Germany . . . . .	..	5,800	1,000	1,432	20	..	4,019	489	1,591	47
Netherlands . . . . .	102	688	2,358	..	..	128	912	3,269	..	..
Belgium . . . . .	..	2,214	..	5,227	..	..	1,742	..	1,353	..
France . . . . .	7,600	..	..	..	20	1,621	..	..	..	20
Switzerland . . . . .	4,028	..	..	541	..	1,111	..	..	453	..
Italy . . . . .	49,129	10,579	353,796	300,640	4,812	14,571	3,514	90,329	61,392	1,116
Austria . . . . .	..	..	3,579	..	..	..	..	3,523	..	..
Iraq . . . . .	..	5,800	..	38	3,800	..	1,355	..	6	760
Peria . . . . .	1,560	..	14,400	..	2,400	298	..	4,387	..	342
China (exclusive of Hongkong and Macao) . . . . .	6,935,000	13,313,408	9,652,042	2,421,000	3,910,545	15,88,797	32,01,131	20,09,231	4,57,302	6,22,996
Japan . . . . .	180,940,037	207,105,802	336,112,662	164,877,530	132,587,143	4,67,65,418	5,21,71,007	7,68,08,818	3,17,33,748	2,21,32,958
Egypt . . . . .	..	..	13,000	..	..	..	..	5,165	..	..
United States of America—										
<i>Via Atlantic Coast . . . . .</i>	2,241,237	1,566,850	916,003	534,696	482,645	7,08,986	5,90,336	3,27,051	1,52,788	1,39,618
Other Foreign Countries . . . . .	..	222	30	27	..	..	95	11	80	..
<b>TOTAL FOREIGN COUNTRIES</b>	<b>190,185,203</b>	<b>222,011,223</b>	<b>347,078,870</b>	<b>168,141,131</b>	<b>136,991,885</b>	<b>4,90,80,930</b>	<b>5,59,80,111</b>	<b>7,92,52,323</b>	<b>3,24,03,753</b>	<b>2,28,97,857</b>
<i>Share of Bengal . . . . .</i>	152,534,630	142,976,140	160,849,498	70,534,411	50,413,354	3,67,52,009	3,49,73,093	3,54,47,317	1,31,76,159	79,37,494
" <i>Bombay . . . . .</i>	132,127,252	137,247,022	171,678,290	61,234,300	64,391,539	3,22,65,342	3,23,44,523	3,30,68,339	1,19,42,693	1,01,49,834
" <i>Sind . . . . .</i>	26,517,326	31,936,323	35,964,598	15,237,096	15,059,594	69,43,908	85,24,099	89,17,031	30,51,313	26,85,400
" <i>Madras . . . . .</i>	20,965,424	22,967,241	34,332,752	31,703,907	27,617,682	66,20,720	71,40,255	90,56,439	63,81,600	48,64,374
" <i>Burma . . . . .</i>	15,485,647	16,046,374	20,669,391	14,977,324	8,517,577	37,11,556	40,55,631	43,22,450	23,41,906	13,71,054
<b>TOTAL</b>	<b>347,630,279</b>	<b>351,174,105</b>	<b>423,494,529</b>	<b>193,737,538</b>	<b>165,999,746</b>	<b>6,62,98,535</b>	<b>6,70,37,656</b>	<b>9,63,12,226</b>	<b>3,73,93,671</b>	<b>2,70,58,156</b>



No. 13—continued

ARTICLES AND COUNTRIES OF CONSIGNMENT; ALSO SHARE OF EACH PROVINCE	QUANTITY					VALUE				
	1927-28	1928-29	1929-30	1930-31	1931-32	1927-28	1928-29	1929-30	1930-31	1931-32
						R	R	R	R	R
<b>Textiles—continued</b>										
<b>Cotton—continued</b>										
<b>Manufactures—continued</b>										
<b>Piecegoods—continued</b>										
<b>Grey (unbleached)—continued</b>										
<b>Bordered grey—</b>										
<b>Chadars (III. Q)—</b>	Yards	Yards	Yards	Yards	Yards					
United Kingdom	737,426	1,065,258	925,459	274,780	5,457	2,01,649	2,88,670	2,53,628	56,787	847
Japan	..	..	..	18,000	..	..	..	..	8,812	..
Share of Bengal	737,426	1,037,136	925,459	292,730	5,457	2,01,649	2,77,420	2,53,628	65,599	847
" Bombay	..	28,123	..	..	..	..	11,450	..	..	..
<b>TOTAL</b>	<b>737,426</b>	<b>1,065,258</b>	<b>925,459</b>	<b>292,780</b>	<b>5,457</b>	<b>2,01,649</b>	<b>2,88,670</b>	<b>2,53,628</b>	<b>65,599</b>	<b>847</b>
<b>Dhatis, Saris, and Scarves (III. Q)—</b>	Yards	Yards	Yards	Yards	Yards					
United Kingdom	493,307,495	451,644,703	443,490,958	117,584,294	30,764,145	11,80,98,613	10,65,42,308	10,03,02,117	2,31,12,456	54,17,040
Ceylon	1,296	85	..	3,005	..	662	85	..	1,250	..
Other British Possessions	442	1,823	1,680	..	..	148	455	550	..	..
<b>TOTAL BRITISH EMPIRE</b>	<b>493,309,233</b>	<b>451,646,611</b>	<b>443,492,638</b>	<b>117,587,294</b>	<b>30,764,145</b>	<b>11,80,94,423</b>	<b>10,65,42,848</b>	<b>10,03,02,667</b>	<b>2,31,13,706</b>	<b>54,17,040</b>
Japan	33,821,474	34,040,468	57,583,627	53,423,570	52,623,756	78,78,697	80,27,009	1,23,17,120	80,86,605	67,07,259
Share of Bengal	511,139,720	460,741,461	461,137,181	153,218,898	79,293,920	12,13,31,545	10,74,19,114	10,23,30,122	2,35,69,543	1,14,73,482
" Bombay	7,234,747	12,631,114	20,528,779	4,194,120	336,817	21,26,630	35,78,481	53,16,632	9,30,123	62,714
" Sind	623,047	1,367,778	3,588,539	650,651	226,843	1,74,005	5,31,639	9,00,758	1,44,807	43,124
" Madras	6,750,044	9,339,154	13,709,913	7,069,255	2,938,746	20,31,741	27,30,472	35,76,049	14,08,209	5,29,797
" Burma	1,333,149	1,207,572	2,11,853	327,942	496,575	3,09,199	3,11,051	4,76,185	1,47,629	75,132
<b>TOTAL</b>	<b>527,130,707</b>	<b>486,287,079</b>	<b>501,076,265</b>	<b>170,960,364</b>	<b>83,392,001</b>	<b>12,59,73,120</b>	<b>11,45,70,757</b>	<b>11,26,70,796</b>	<b>3,12,00,311</b>	<b>1,21,84,290</b>
<b>Drills and Jeans (III. Q)—</b>	Yards	Yards	Yards	Yards	Yards					
United Kingdom	3,625	..	..	1,200	..	6,268	..	..	1,354	..
Japan	6,000	..	..	..	..	1,824	..	..	..	..
Share of Bombay	3,625	..	..	1,200	..	7,337	..	..	1,354	..
" Madras	1,000	..	..	..	..	700	..	..	..	..
<b>TOTAL</b>	<b>9,625</b>	<b>..</b>	<b>..</b>	<b>1,200</b>	<b>..</b>	<b>8,097</b>	<b>..</b>	<b>..</b>	<b>1,354</b>	<b>..</b>
<b>Flannel and Flannelettes (III. Q)</b>	Yards	Yards	Yards	Yards	Yards					
..	..	..	..	..	..	..	..	..	..	..
<b>Macónets, including Madapolams, Mulls and Cambrics (III. Q)—</b>	Yards	Yards	Yards	Yards	Yards					
United Kingdom	..	83,340	28,400	46,122	..	..	8,628	8,069	18,796	..
Share of Bombay	..	83,340	4,400	13,332	..	..	8,628	878	2,865	..
" Madras	..	..	24,000	20,790	..	..	..	7,191	8,374	..
" Burma	..	..	..	12,000	..	..	..	..	2,557	..
<b>TOTAL</b>	<b>..</b>	<b>83,340</b>	<b>28,400</b>	<b>46,122</b>	<b>..</b>	<b>..</b>	<b>8,628</b>	<b>8,069</b>	<b>18,796</b>	<b>..</b>
<b>Longcloth and Shirtings (III. Q)—</b>	Yards	Yards	Yards	Yards	Yards					
United Kingdom	..	19,211	22,500	..	..	..	4,158	2,391	..	..
Share of Bombay	..	19,211	..	..	..	..	4,158	..	..	..
" Burma	..	..	22,500	..	..	..	..	2,391	..	..
<b>TOTAL</b>	<b>..</b>	<b>19,211</b>	<b>22,500</b>	<b>..</b>	<b>..</b>	<b>..</b>	<b>4,158</b>	<b>2,391</b>	<b>..</b>	<b>..</b>

GENERAL IMPORTS

( 514 )

No. 13--continued

ARTICLES, AND COUNTRIES OF CONSIGNMENT; ALSO SHARE OF EACH PROVINCE	QUANTITY					VALUE				
	1927-28	1928-29	1929-30	1930-31	1931-32	1927-28	1928-29	1929-30	1930-31	1931-32
<i>Textiles--continued</i>						R	R	R	R	R
<i>Cotton--continued</i>										
<i>Manufactures--continued</i>										
<i>Piecegoods--continued</i>										
<i>Grey (unbleached)--continued</i>										
<i>Bordered grey--continued</i>	Yards	Yards	Yards	Yards	Yards					
Printers (III. Q)	..	..	..	..	..	..	..	..	..	..
Sheetings (III. Q)	Yards	Yards	Yards	Yards	Yards	..	..	..	..	..
T. Cloth and Domestics (III. Q)	Yards	Yards	Yards	Yards	Yards	..	..	..	..	..
Unspecified descriptions (III. Q)	Yards	Yards	Yards	Yards	Yards					
United Kingdom	29,880	14,374	1,548	900	1,958	5,271	6,060	2,063	1,124	787
Other British Possessions	..	..	..	20	..	..	..	..	5	..
TOTAL BRITISH EMPIRE	29,880	14,374	1,548	920	1,958	5,271	6,060	2,063	1,129	787
Siam	..	..	..	..	40	..	..	..	..	6
Share of Bombay	29,880	14,374	1,548	900	..	5,271	6,060	2,063	1,124	..
"    Burma	..	..	..	20	1,998	..	..	..	5	743
TOTAL	29,880	14,374	1,548	920	1,998	5,271	6,060	2,063	1,129	743
<i>Total Bordered grey--</i>										
United Kingdom	494,078,426	452,826,886	444,468,865	117,857,298	30,771,660	11,83,06,796	10,68,50,024	10,06,28,168	2,31,85,517	54,18,624
Ceylon	1,296	85	..	3,000	..	662	85	..	1,250	..
Other British Possessions	442	1,823	1,680	20	..	148	455	550	5	..
TOTAL BRITISH EMPIRE	494,080,164	452,828,794	444,470,545	117,860,318	30,771,660	11,83,07,606	10,68,50,564	10,06,28,718	2,31,86,772	54,18,624
Siam	..	..	..	..	40	..	..	..	..	6
Japan	33,827,474	34,640,408	57,583,627	58,441,570	52,628,756	78,80,521	80,27,909	1,23,17,129	80,95,417	67,67,259
TOTAL FOREIGN COUNTRIES	33,827,474	34,640,408	57,583,627	58,441,570	52,628,756	78,80,521	80,27,909	1,23,17,129	80,95,417	67,67,265
Share of Bengal	511,877,146	461,778,596	462,062,640	158,511,676	79,299,377	12,15,33,194	10,76,96,534	10,26,33,650	2,36,35,142	1,14,74,329
"    Bombay	7,273,252	12,776,162	20,534,727	4,209,552	386,317	21,39,288	36,08,777	53,49,623	9,35,466	62,714
"    Sind	623,047	1,307,778	3,588,539	650,651	226,843	1,74,006	5,31,639	9,00,758	1,44,307	43,124
"    Madras	6,751,044	9,839,154	13,733,913	7,090,045	2,988,746	20,32,441	27,30,472	35,83,240	14,16,533	5,29,797
"    Burma	1,383,149	1,267,572	2,134,353	339,962	493,573	3,09,199	3,11,051	4,78,576	1,50,191	75,925
TOTAL	527,907,688	487,469,262	502,054,172	171,301,836	83,400,356	12,61,88,127	11,48,78,473	11,29,45,847	3,12,82,189	1,21,85,889

No. 13—continued

ARTICLES, AND COUNTRIES OF CONSIGNMENT, ALSO SHARE OF EACH PROVINCE	QUANTITY					VALUE				
	1927-28	1928-29	1929-30	1930-31	1931-32	1927-28	1928-29	1929-30	1930-31	1931-32
						R	R	R	R	R
Textiles—continued										
Cotton—continued										
Manufactures—continued										
Piscogoods—continued										
Grey (unbleached)—concl.										
<i>Total Grey (unbleached) Plain and Bordered—</i>	Yards	Yards	Yards	Yards	Yards					
United Kingdom . . . . .	651,160,996	581,618,133	520,515,039	143,296,706	59,679,324	15,54,39,256	13,78,09,480	11,76,93,708	2,81,28,385	[95,53,978
Aden and Dependencies . . . . .	208,212	15,200	94,500	4,500	5,700	42,642	3,798	20,054	905	840
Ceylon . . . . .	38,550	64,760	80,801	23,705	46,842	9,342	12,936	17,772	10,881	11,928
Straits Settlements (including Labuan) . . . . .	6,592	258,978	67,449	56,872	1,760	3,070	71,046	17,489	13,582	507
Federated Malay States . . . . .	..	100	69,675	..	..	..	40	18,058	..	..
Hongkong . . . . .	112,800	28,925	56,160	69,940	43,415	25,901	9,600	15,760	17,937	11,310
Seychelles . . . . .	..	4,800	..	..	..	..	1,027	..	..	..
Other British Possessions . . . . .	..	1,180	2,580	..	2,880	..	184	780	..	360
<b>TOTAL BRITISH EMPIRE</b>	<b>651,525,150</b>	<b>581,991,676</b>	<b>520,886,204</b>	<b>143,456,723</b>	<b>59,779,921</b>	<b>15,55,20,211</b>	<b>13,79,08,109</b>	<b>11,76,88,621</b>	<b>2,81,71,690</b>	<b>95,78,923</b>
Germany . . . . .	..	5,860	1,000	1,432	20	..	4,019	489	1,591	47
Netherlands . . . . .	102	688	2,358	..	..	128	912	3,269	..	..
Belgium . . . . .	..	2,214	..	5,227	..	..	1,742	..	1,353	..
France . . . . .	7,600	..	..	..	20	1,621	..	..	..	20
Switzerland . . . . .	4,028	..	..	541	..	1,111	..	..	453	..
Italy . . . . .	49,129	10,579	958,796	300,640	4,312	14,571	3,514	90,329	61,892	1,116
Austria . . . . .	..	..	3,579	..	..	..	..	3,523	..	..
Iraq . . . . .	..	5,600	..	38	3,300	..	1,355	..	6	760
Persia . . . . .	1,560	..	14,400	..	2,400	293	..	4,337	..	342
China (exclusive of Hongkong and Macao) . . . . .	6,935,600	13,313,408	9,652,042	2,421,000	3,910,645	15,68,707	32,01,131	20,09,281	4,57,392	6,22,996
Japan . . . . .	214,773,511	241,746,270	393,696,239	218,319,100	185,215,399	5,46,45,939	6,01,98,916	8,91,25,947	3,98,29,195	2,89,00,217
Egypt . . . . .	..	..	18,000	..	..	..	..	5,165	..	..
United States of America— Via Atlantic Coast . . . . .	2,241,237	1,566,850	916,003	534,696	482,645	7,08,936	5,96,336	3,27,051	1,52,788	1,39,618
Other Foreign Countries . . . . .	..	222	30	27	40	..	95	11	30	6
<b>TOTAL FOREIGN COUNTRIES</b>	<b>224,012,767</b>	<b>256,651,691</b>	<b>404,662,497</b>	<b>221,582,701</b>	<b>189,620,181</b>	<b>5,69,61,451</b>	<b>6,40,08,020</b>	<b>9,15,69,452</b>	<b>4,05,04,170</b>	<b>2,96,65,122</b>
Share of Bengal . . . . .	664,411,776	604,754,736	622,912,138	229,046,037	129,712,731	15,32,35,203	14,36,69,627	13,30,30,967	4,18,11,301	1,94,61,823
„ Bombay . . . . .	139,400,504	150,023,184	192,213,017	65,443,852	64,778,356	3,44,04,630	3,59,53,305	4,34,18,512	1,28,78,159	1,02,12,548
„ Sind . . . . .	27,140,373	33,304,666	39,553,137	15,937,747	15,286,437	71,17,913	90,55,738	93,17,339	31,98,120	27,28,524
„ Madras . . . . .	27,716,463	32,306,395	43,066,665	33,793,952	30,606,423	36,53,161	93,70,727	1,36,39,729	77,93,133	53,94,171
„ Burma . . . . .	16,863,796	17,354,446	22,303,744	15,317,786	9,016,150	40,20,755	43,66,732	53,01,026	29,92,097	14,46,979
<b>TOTAL</b>	<b>875,537,917</b>	<b>838,643,367</b>	<b>925,543,701</b>	<b>365,039,424</b>	<b>249,400,102</b>	<b>21,24,81,662</b>	<b>20,19,16,129</b>	<b>20,92,58,073</b>	<b>6,86,75,360</b>	<b>3,92,44,045</b>
White (bleached)— Chadars (III. Q)— United Kingdom . . . . .	Yards 282,671	Yards 76,493	Yards 52,351	Yards 84,656	Yards ..	66,335	25,463	12,096	14,684	..
Japan . . . . .	..	1,182	..	..	..	..	575	..	..	..
Share of Bengal . . . . .	269,139	51,793	43,391	84,656	..	64,315	11,726	10,330	14,684	..
„ Bombay . . . . .	13,482	25,382	3,960	..	..	2,070	14,312	1,266	..	..
<b>TOTAL</b>	<b>282,671</b>	<b>77,875</b>	<b>52,351</b>	<b>84,656</b>	<b>..</b>	<b>66,335</b>	<b>20,038</b>	<b>12,096</b>	<b>14,684</b>	<b>..</b>

GENERAL IMPORTS

( 516 )

No. 13—continued

ARTICLES, AND COUNTRIES OF CONSIGNMENT; ALSO SHARE OF EACH PROVINCE	QUANTITY					VALUE				
	1927-28	1928-29	1929-30	1930-31	1931-32	1927-28	1928-29	1929-30	1930-31	1931-32
	Yards	Yards	Yards	Yards	Yards	₹	₹	₹	₹	₹
<i>Textiles—continued</i>										
<i>Cotton—continued</i>										
<i>Manufactures—contd.</i>										
<i>Plecegoods—continued</i>										
<i>White (bleached)—continued</i>										
<i>Checks, Spots and Stripes (III. Q)—</i>										
United Kingdom . . . . .	12,016,415	10,555,796	7,927,453	2,934,469	3,535,945	36,70,622	33,93,469	22,35,746	7,04,461	8,01,353
Ceylon . . . . .	608	..	6,365	..	..	420	..	1,174	..	..
Other British Possessions . . . . .	..	473	144	306	915	..	232	70	155	220
<b>TOTAL BRITISH EMPIRE . . . . .</b>	<b>12,017,023</b>	<b>10,556,269</b>	<b>7,933,962</b>	<b>2,934,775</b>	<b>3,536,860</b>	<b>36,71,042</b>	<b>33,93,701</b>	<b>22,36,900</b>	<b>7,04,616</b>	<b>8,01,573</b>
Germany . . . . .	2,358	1,300	2,640	..	..	1,916	708	1,324	..	..
France . . . . .	6,245	..	19,136	..	58	3,205	..	4,615	..	79
Switzerland . . . . .	1,724,923	1,644,070	2,452,410	696,987	244,338	5,97,742	4,78,507	6,10,767	1,22,863	40,429
Italy . . . . .	197,113	131,511	329,831	7,200	..	63,336	39,339	79,044	1,799	..
Austria . . . . .	50,396	280,960	1,210,284	44,115	1,769	30,477	90,560	3,12,262	8,331	893
Czechoslovakia . . . . .	39,225	..	..	..	..	11,368	..	..	..	..
Japan . . . . .	..	20,399	3,750	6,300	5,000	..	6,308	1,200	2,000	887
United States of America—										
<i>Via Atlantic Coast . . . . .</i>	18,933	30,700	35,304	55,793	320	7,927	27,654	26,433	12,753	293
Other Foreign Countries . . . . .	..	..	..	45	..	..	..	..	25	..
<b>TOTAL FOREIGN COUNTRIES . . . . .</b>	<b>2,039,253</b>	<b>2,159,740</b>	<b>4,103,955</b>	<b>310,440</b>	<b>251,535</b>	<b>7,15,971</b>	<b>6,43,576</b>	<b>10,35,695</b>	<b>1,47,571</b>	<b>42,586</b>
<i>Share of Bengal . . . . .</i>	699,795	795,297	922,233	320,374	212,599	2,34,156	3,11,515	2,34,396	93,300	70,495
<i>" Bombay . . . . .</i>	1,460,533	1,442,356	946,693	248,959	207,333	5,33,376	5,64,704	3,43,510	73,504	90,921
<i>" Sind . . . . .</i>	11,220,277	10,034,067	9,132,975	2,668,061	3,071,639	32,32,460	30,06,604	23,62,014	6,37,694	6,29,745
<i>" Madras . . . . .</i>	114,954	71,137	133,229	176,973	113,356	67,722	33,271	59,123	55,037	32,623
<i>" Burma . . . . .</i>	560,717	372,602	347,737	330,343	33,413	2,13,799	1,16,133	2,13,142	77,302	30,373
<b>TOTAL . . . . .</b>	<b>14,056,276</b>	<b>12,716,099</b>	<b>12,037,917</b>	<b>3,745,215</b>	<b>3,788,395</b>	<b>43,87,013</b>	<b>40,37,277</b>	<b>32,72,635</b>	<b>9,42,187</b>	<b>3,44,159</b>
<i>Dhulis, Saris and Scarves (III. Q)—</i>										
United Kingdom . . . . .	71,531,315	43,124,050	45,469,275	15,401,566	1,880,237	1,91,10,053	1,30,29,324	1,31,59,505	34,14,416	4,33,114
Straits Settlements (including Labuan) . . . . .	..	6,004	..	..	..	..	2,059	..	..	..
Other British Possessions . . . . .	873	1,023	1,623	272	135	236	417	594	89	55
<b>TOTAL BRITISH EMPIRE . . . . .</b>	<b>71,532,193</b>	<b>43,131,082</b>	<b>45,469,898</b>	<b>15,401,838</b>	<b>1,880,372</b>	<b>1,91,10,339</b>	<b>1,30,32,400</b>	<b>1,31,60,099</b>	<b>34,14,505</b>	<b>4,33,169</b>
Germany . . . . .	..	..	7,730	..	..	..	..	2,643	..	..
Netherlands . . . . .	3,370	..	..	..	..	1,724	..	..	..	..
Switzerland . . . . .	4,306	5,345	1,243	..	..	6,195	5,206	1,434	..	..
Japan . . . . .	134,700	50	665	2,250	1,400	35,914	17	153	363	209
Other Foreign Countries . . . . .	20	..	..	..	..	15	..	..	..	..
<b>TOTAL FOREIGN COUNTRIES . . . . .</b>	<b>142,396</b>	<b>5,395</b>	<b>9,643</b>	<b>2,250</b>	<b>1,400</b>	<b>43,848</b>	<b>5,223</b>	<b>4,265</b>	<b>363</b>	<b>209</b>
<i>Share of Bengal . . . . .</i>	57,547,504	20,539,334	22,514,617	3,037,513	412,923	1,39,14,659	43,42,631	50,53,771	13,46,939	73,057
<i>" Bombay . . . . .</i>	9,259,932	16,039,933	13,533,373	2,662,132	133,333	35,23,297	59,29,010	47,53,536	7,90,923	25,509
<i>" Sind . . . . .</i>	352,020	437,703	332,113	39,615	37,633	1,25,334	1,44,720	1,23,229	23,737	3,353
<i>" Madras . . . . .</i>	4,345,693	5,994,537	3,749,676	4,423,907	1,292,373	15,24,106	20,91,366	31,20,929	12,14,900	3,23,354
<i>" Burma . . . . .</i>	219,330	74,340	244,257	135,921	..	61,341	29,346	72,399	39,224	..
<b>TOTAL . . . . .</b>	<b>71,724,539</b>	<b>43,136,977</b>	<b>45,479,541</b>	<b>15,404,083</b>	<b>1,881,772</b>	<b>1,91,54,187</b>	<b>1,30,37,623</b>	<b>1,31,64,364</b>	<b>34,14,873</b>	<b>4,33,373</b>
<i>Drills and Jeans (III. Q)—</i>										
United Kingdom . . . . .	4,231,266	3,317,939	4,449,351	1,633,636	2,009,352	25,03,306	23,04,432	25,29,522	3,66,009	3,09,039
Gibraltar . . . . .	..	3,534	..	..	..	..	1,534	..	..	..
Straits Settlements (including Labuan) . . . . .	3,173	17,455	932	190	15	2,217	6,535	606	121	5
Kenya Colony . . . . .	..	..	..	..	26,400	..	..	..	..	4,433
Other British Possessions . . . . .	1,152	..	..	..	..	370	..	..	..	..
<b>TOTAL BRITISH EMPIRE . . . . .</b>	<b>4,235,591</b>	<b>3,338,978</b>	<b>4,450,733</b>	<b>1,633,826</b>	<b>2,035,767</b>	<b>25,06,393</b>	<b>23,12,591</b>	<b>25,30,128</b>	<b>3,66,130</b>	<b>3,13,532</b>

No. 13—continued

ARTICLES, AND COUNTRIES OF CONSIGNMENT; ALSO SHARE OF EACH PROVINCE	QUANTITY					VALUE				
	1927-28	1928-29	1929-30	1930-31	1931-32	1927-28	1928-29	1929-30	1930-31	1931-32
						R	R	R	R	R
<i>Textiles—continued</i>										
<i>Cotton—continued</i>										
<i>Manufactures—contd</i>										
<i>Piecegoods—continued</i>										
<i>White (bleached)—continued</i>										
<i>Drills and Jeans (III. Q)—con-</i>										
<i>tinued</i>										
Germany . . . . .	Yards	Yards	Yards	Yards	Yards					
Netherlands . . . . .	1,198	..	..	..	..	1,754	..	..	..	..
Belgium . . . . .	2,396	1,498	..	..	800	1,189	927	..	..	140
Switzerland . . . . .	6,014	..	3,795	..	..	4,840	..	1,772	..	..
Italy . . . . .	..	1,792	3,549	..	..	..	1,286	2,448	..	..
Iraq . . . . .	24,150	2,540	43,033	..	11	9,054	1,064	17,678	..	18
Iran . . . . .	346	80	6,400	80	..	138	45	2,434	40	..
Japan . . . . .	2,641,702	1,813,080	2,109,630	2,156,484	2,110,703	7,36,214	5,19,466	4,98,737	3,67,317	3,00,247
United States of America— Via Atlantic Coast . . . . .	10,120	83,296	..	..	..	4,273	39,708	..	..	..
Other Foreign Countries . . . . .	..	..	40	..	..	..	..	20	..	..
<b>TOTAL FOREIGN COUNTRIES</b>	<b>2,685,926</b>	<b>1,902,286</b>	<b>2,168,447</b>	<b>2,156,564</b>	<b>2,111,314</b>	<b>7,57,462</b>	<b>5,62,496</b>	<b>5,23,089</b>	<b>3,67,357</b>	<b>3,00,405</b>
<i>Share of Bengal</i>	<i>2,611,309</i>	<i>1,390,427</i>	<i>2,297,094</i>	<i>1,618,489</i>	<i>1,041,792</i>	<i>9,04,646</i>	<i>5,10,612</i>	<i>3,31,974</i>	<i>3,78,479</i>	<i>2,15,499</i>
„ <i>Bombay</i>	<i>3,412,361</i>	<i>3,405,835</i>	<i>3,363,235</i>	<i>1,146,246</i>	<i>1,039,382</i>	<i>19,67,814</i>	<i>19,96,084</i>	<i>18,57,928</i>	<i>6,09,016</i>	<i>4,91,583</i>
„ <i>Sind</i>	<i>102,494</i>	<i>61,101</i>	<i>127,114</i>	<i>45,981</i>	<i>23,537</i>	<i>60,989</i>	<i>33,242</i>	<i>74,124</i>	<i>25,949</i>	<i>11,923</i>
„ <i>Madras</i>	<i>24,174</i>	<i>10,296</i>	<i>94,462</i>	<i>371,875</i>	<i>1,400,739</i>	<i>15,215</i>	<i>11,476</i>	<i>30,677</i>	<i>67,108</i>	<i>2,75,220</i>
„ <i>Burma</i>	<i>770,679</i>	<i>873,805</i>	<i>735,325</i>	<i>612,799</i>	<i>641,131</i>	<i>315,191</i>	<i>3,18,673</i>	<i>2,58,514</i>	<i>1,53,935</i>	<i>1,19,718</i>
<b>TOTAL</b>	<b>6,921,517</b>	<b>5,741,264</b>	<b>6,617,230</b>	<b>3,795,390</b>	<b>4,147,081</b>	<b>32,63,855</b>	<b>28,75,087</b>	<b>30,53,217</b>	<b>12,33,487</b>	<b>11,13,937</b>
<i>Flannel and Flannelettes</i>										
<i>(III. Q)—</i>										
United Kingdom . . . . .	Yards	Yards	Yards	Yards	Yards					
Germany . . . . .	18,404	2,141	2,388	1,502	2,526	7,718	3,174	3,366	2,639	3,622
Switzerland . . . . .	..	5,126	..	..	..	..	1,674	..	..	..
Japan . . . . .	..	4,700	39,480	45,825	90,240	..	1,075	8,603	8,502	16,510
Other Foreign Countries . . . . .	..	1,254	..	4	..	..	923	..	5	..
<b>TOTAL FOREIGN COUNTRIES</b>	<b>10,494</b>	<b>11,267</b>	<b>39,480</b>	<b>46,933</b>	<b>90,444</b>	<b>10,115</b>	<b>4,384</b>	<b>8,603</b>	<b>9,485</b>	<b>17,023</b>
<i>Share of Bengal</i>	<i>4,090</i>	<i>4,700</i>	<i>18,300</i>	<i>2,400</i>	<i>10,832</i>	<i>1,955</i>	<i>1,075</i>	<i>3,330</i>	<i>1,760</i>	<i>2,228</i>
„ <i>Bombay</i>	<i>14,270</i>	<i>7,277</i>	<i>22,641</i>	<i>19,330</i>	<i>24,539</i>	<i>5,535</i>	<i>3,741</i>	<i>3,036</i>	<i>5,848</i>	<i>5,713</i>
„ <i>Sind</i>	<i>139</i>	<i>1,431</i>	<i>305</i>	<i>427</i>	<i>682</i>	<i>359</i>	<i>2,742</i>	<i>387</i>	<i>370</i>	<i>1,773</i>
„ <i>Madras</i>	<i>122</i>	..	<i>122</i>	<i>253</i>	<i>9,367</i>	<i>64</i>	..	<i>105</i>	<i>330</i>	<i>2,249</i>
„ <i>Burma</i>	<i>10,277</i>	..	..	<i>17,625</i>	<i>47,000</i>	<i>9,870</i>	..	..	<i>3,315</i>	<i>3,577</i>
<b>TOTAL</b>	<b>28,898</b>	<b>13,408</b>	<b>41,868</b>	<b>47,535</b>	<b>92,970</b>	<b>17,833</b>	<b>7,558</b>	<b>11,969</b>	<b>12,123</b>	<b>20,645</b>
<i>Jaconets, Madapollams,</i>										
<i>Cambrics, and Muslins</i>										
<i>(III. Q)—</i>										
United Kingdom . . . . .	Yards	Yards	Yards	Yards	Yards					
Straits Settlements (includ-	8,446,979	7,695,965	7,668,468	2,782,424	3,327,108	35,45,427	31,08,871	28,51,531	8,87,672	8,81,765
ing Labuan) . . . . .	90,981	52,550	90,192	58,587	47,936	35,704	18,255	30,559	19,210	13,845
Other British Possessions . . . . .	961	144	24	..	160	381	94	8	..	85
<b>TOTAL BRITISH EMPIRE</b>	<b>8,538,921</b>	<b>7,748,659</b>	<b>7,758,704</b>	<b>2,841,011</b>	<b>3,875,204</b>	<b>35,81,512</b>	<b>31,27,220</b>	<b>28,82,098</b>	<b>9,06,882</b>	<b>8,95,145</b>
Germany . . . . .	22,681	20,061	30,678	6,402	8,347	16,641	13,600	18,933	4,714	4,885
Netherlands . . . . .	506,801	370,908	422,271	277,053	107,739	199,709	1,43,527	1,52,378	86,798	23,912
Belgium . . . . .	2,699	3,084	..	1,000	..	2,052	2,361	..	517	..
France . . . . .	12,904	138,946	83,824	34,753	377,426	7,098	65,994	51,419	13,626	85,708
Spain . . . . .	..	1,634	..	..	..	..	1,657	..	..	..
Switzerland . . . . .	4,869,856	3,446,998	3,972,243	4,119,123	4,500,392	24,77,707	17,13,978	20,81,447	15,79,922	14,14,960
Italy . . . . .	652,773	382,224	593,566	319,904	1,011,441	2,97,935	1,84,013	2,29,087	1,25,735	2,27,582
Austria . . . . .	896,413	1,741,509	1,683,728	1,139,069	557,510	4,09,504	6,27,322	6,09,058	3,89,215	1,78,378
Czechoslovakia . . . . .	40,069	2,339	7,306	..	..	15,495	1,816	1,650	..	..
Japan . . . . .	50	30,000	408,310	640,453	800,557	24	9,291	98,987	1,15,774	1,72,033
United States of America— Via Atlantic Coast . . . . .	695,018	1,223,025	1,494,209	1,201,401	586,373	3,03,733	4,99,906	5,48,635	3,62,756	1,60,864
Other Foreign Countries . . . . .	15	..	90	48	683	5	..	60	25	841
<b>TOTAL FOREIGN COUNTRIES</b>	<b>7,699,279</b>	<b>7,360,773</b>	<b>8,684,725</b>	<b>7,739,211</b>	<b>7,950,468</b>	<b>37,29,903</b>	<b>32,63,465</b>	<b>37,91,634</b>	<b>26,84,082</b>	<b>22,68,631</b>
<i>Share of Bengal</i>	<i>3,333,257</i>	<i>2,165,112</i>	<i>3,510,218</i>	<i>1,140,335</i>	<i>961,959</i>	<i>14,32,797</i>	<i>3,91,364</i>	<i>12,32,655</i>	<i>3,12,127</i>	<i>2,33,758</i>
„ <i>Bombay</i>	<i>4,975,202</i>	<i>3,374,551</i>	<i>3,071,686</i>	<i>1,533,255</i>	<i>4,093,116</i>	<i>22,32,222</i>	<i>17,95,389</i>	<i>13,54,402</i>	<i>5,37,008</i>	<i>11,91,244</i>
„ <i>Sind</i>	<i>4,704,547</i>	<i>4,625,066</i>	<i>3,901,153</i>	<i>3,750,160</i>	<i>3,662,168</i>	<i>22,31,837</i>	<i>18,05,745</i>	<i>12,92,364</i>	<i>10,32,453</i>	<i>8,79,374</i>
„ <i>Madras</i>	<i>379,527</i>	<i>1,159,633</i>	<i>1,595,507</i>	<i>646,317</i>	<i>513,117</i>	<i>2,65,315</i>	<i>3,07,723</i>	<i>4,94,100</i>	<i>2,07,390</i>	<i>99,313</i>
„ <i>Burma</i>	<i>2,295,667</i>	<i>3,285,065</i>	<i>4,364,862</i>	<i>3,459,655</i>	<i>2,090,312</i>	<i>9,99,244</i>	<i>15,90,464</i>	<i>22,60,211</i>	<i>15,01,931</i>	<i>7,54,533</i>
<b>TOTAL</b>	<b>16,238,200</b>	<b>15,109,432</b>	<b>16,443,429</b>	<b>10,580,222</b>	<b>11,325,672</b>	<b>73,11,415</b>	<b>63,90,685</b>	<b>66,73,732</b>	<b>35,90,964</b>	<b>31,63,776</b>

GENERAL IMPORTS

( 518 )

No. 13—continued

ARTICLES, AND COUNTRIES OF CONSIGNMENT; ALSO SHARE OF EACH PROVINCE	QUANTITY					VALUE				
	1927-28	1928-29	1929-30	1930-31	1931-32	1927-28	1928-29	1929-30	1930-31	1931-32
						R	R	R	R	R
<i>Textiles—continued.</i>										
<i>Cotton—continued.</i>										
<i>Manufactures—continued</i>										
<i>Flaccogoods—continued</i>										
<i>White (bleached)—continued</i>										
<i>Lawns (III. Q)—</i>	<i>Yards</i>	<i>Yards</i>	<i>Yards</i>	<i>Yards</i>	<i>Yards</i>					
United Kingdom . . . . .	7,764,004	7,939,553	10,850,246	5,396,095	7,218,842	38,84,115	35,37,495	49,42,517	21,03,352	22,08,047
Other British Possessions . . . . .	..	..	..	237	940	..	..	..	237	294
<b>TOTAL BRITISH EMPIRE . . . . .</b>	<b>7,764,004</b>	<b>7,939,553</b>	<b>10,850,246</b>	<b>5,396,332</b>	<b>7,219,782</b>	<b>38,84,115</b>	<b>35,37,495</b>	<b>49,42,517</b>	<b>21,03,589</b>	<b>22,08,341</b>
Germany . . . . .	1,600	..	483	2,847	3,953	1,267	..	469	1,873	1,911
Netherlands . . . . .	..	22,000	..	..	670	..	6,761	..	..	136
France . . . . .	1,970	..	5,975	5,975	19,646	1,918	..	2,357	2,647	6,409
Switzerland . . . . .	205,337	203,862	253,124	63,153	75,879	1,65,161	1,23,321	1,63,959	29,508	30,019
Italy . . . . .	80,274	127,792	99,999	57,396	128,831	41,447	49,889	52,962	21,224	49,505
Austria . . . . .	30,220	41,843	67,093	3,082	15,105	26,172	38,478	46,683	6,478	6,794
Japan . . . . .	24,400	..	12,000	23,000	5,900	5,770	..	3,716	5,541	1,168
<b>TOTAL FOREIGN COUNTRIES . . . . .</b>	<b>343,801</b>	<b>395,497</b>	<b>443,574</b>	<b>160,458</b>	<b>249,934</b>	<b>2,41,735</b>	<b>2,13,449</b>	<b>2,70,146</b>	<b>67,266</b>	<b>95,942</b>
<i>Share of Bengal . . . . .</i>	<i>799,028</i>	<i>371,139</i>	<i>602,351</i>	<i>245,531</i>	<i>117,049</i>	<i>2,83,418</i>	<i>1,28,250</i>	<i>1,75,973</i>	<i>69,491</i>	<i>27,394</i>
" <i>Bombay . . . . .</i>	<i>252,342</i>	<i>538,893</i>	<i>466,440</i>	<i>330,640</i>	<i>405,253</i>	<i>77,994</i>	<i>1,50,206</i>	<i>1,30,233</i>	<i>1,00,444</i>	<i>1,21,637</i>
" <i>Sind . . . . .</i>	<i>355,503</i>	<i>404,302</i>	<i>263,506</i>	<i>15,447</i>	<i>10,302</i>	<i>2,47,346</i>	<i>2,23,146</i>	<i>1,74,034</i>	<i>6,331</i>	<i>1,393</i>
" <i>Madras . . . . .</i>	<i>24,978</i>	<i>47,368</i>	<i>93,975</i>	<i>10,134</i>	<i>11,542</i>	<i>9,201</i>	<i>16,637</i>	<i>15,099</i>	<i>3,491</i>	<i>3,004</i>
" <i>Burma . . . . .</i>	<i>6,975,886</i>	<i>6,973,348</i>	<i>9,962,648</i>	<i>4,954,938</i>	<i>6,925,613</i>	<i>35,07,391</i>	<i>32,32,705</i>	<i>46,67,224</i>	<i>19,91,098</i>	<i>21,50,350</i>
<b>TOTAL . . . . .</b>	<b>8,107,805</b>	<b>8,335,050</b>	<b>11,293,820</b>	<b>5,550,790</b>	<b>7,469,766</b>	<b>41,25,850</b>	<b>37,50,944</b>	<b>52,12,663</b>	<b>21,70,855</b>	<b>23,04,283</b>
<i>Longcloth and Shirtings (III. Q)—</i>	<i>Yards</i>	<i>Yards</i>	<i>Yards</i>	<i>Yards</i>	<i>Yards</i>					
United Kingdom . . . . .	102,838,757	111,874,415	87,570,138	49,936,437	37,772,034	3,19,01,778	3,39,88,353	2,68,44,114	1,39,80,788	94,24,431
Aden and Dependencies . . . . .	82	4,300	..	..	..	30	1,576	..	..	..
Ceylon . . . . .	2,007	24,678	4,453	5,362	1,204	1,336	9,284	1,721	1,500	381
Straits Settlements (including Labuan) . . . . .	9,702	7,865	8,105	14,815	23,314	3,927	3,228	3,980	6,016	7,032
Hongkong . . . . .	7,339	2,002	24,141	11,185	7,373	4,115	1,162	10,612	4,201	2,620
Other British Possessions . . . . .	..	20	4,141	20	55	..	8	660	10	14
<b>TOTAL BRITISH EMPIRE . . . . .</b>	<b>102,857,887</b>	<b>111,913,178</b>	<b>87,610,978</b>	<b>49,967,319</b>	<b>37,803,930</b>	<b>3,19,11,166</b>	<b>3,40,03,611</b>	<b>2,68,61,087</b>	<b>1,39,92,515</b>	<b>94,34,478</b>
Germany . . . . .	9,998	8,120	14,700	..	..	3,999	1,463	4,414	..	..
Netherlands . . . . .	6,756,782	7,931,207	6,843,199	3,890,727	3,363,731	27,47,338	30,98,569	26,71,703	13,39,357	10,07,028
Belgium . . . . .	100,000	1,200	20,217	378	9,530	45,045	557	5,585	343	3,459
France . . . . .	9,431	777	321	6,659	87	4,886	454	423	3,012	117
Switzerland . . . . .	13,265	3,779	18,458	9,383	..	12,673	3,707	11,597	6,051	..
Italy . . . . .	177,460	350,304	287,224	376,821	45,791	54,187	1,12,554	91,295	92,045	10,684
Austria . . . . .	2,092	4,742	2,497	720	..	2,645	3,830	1,939	281	..
Iraq . . . . .	690	115	3,585	480	315	275	49	2,146	227	102
China (exclusive of Hongkong and Macao) . . . . .	4,200	..	1,906	431	688	1,036	..	953	191	221
Japan . . . . .	2,131,842	2,824,709	9,264,378	17,099,485	38,621,665	5,08,027	3,47,814	25,01,361	35,03,744	65,32,006
United States of America— Via Atlantic Coast . . . . .	31,601	6,449	3,106	3,423	165	11,601	1,777	2,962	1,580	37
Other Foreign Countries . . . . .	145	161	5,153	453	191	65	62	1,269	208	93
<b>TOTAL FOREIGN COUNTRIES . . . . .</b>	<b>9,238,206</b>	<b>11,131,563</b>	<b>16,469,744</b>	<b>21,988,965</b>	<b>42,042,213</b>	<b>34,81,777</b>	<b>40,70,838</b>	<b>50,95,697</b>	<b>49,47,544</b>	<b>75,53,797</b>

No. 13—continued

ARTICLES, AND COUNTRIES OF CONSIGNMENT; ALSO SHARE OF EACH PROVINCE	QUANTITY					VALUM				
	1927-28	1928-29	1929-30	1930-31	1931-32	1927-28	1928-29	1929-30	1930-31	1931-32
<b>Textiles—continued</b>										
<b>Cotton—continued</b>										
<b>Manufactures—continued</b>										
<b>Piecegoods—continued</b>										
<b>White (bleached)—continued</b>										
<b>Longcloth and Shirtings (III. Q)—continued</b>	Yards	Yards	Yards	Yards	Yards					
Share of Bengal . . . . .	15,438,079	13,980,111	12,950,216	7,560,045	8,926,465	47,92,004	41,89,960	37,86,960	18,04,337	17,83,752
„ Bombay . . . . .	28,742,054	33,696,952	24,255,738	13,205,777	14,497,561	92,58,238	1,08,36,425	76,36,325	37,30,259	33,93,505
„ Sind . . . . .	51,924,356	59,690,885	48,478,443	33,186,331	32,317,048	1,59,13,109	1,31,41,130	1,49,61,951	91,21,469	76,78,171
„ Madras . . . . .	501,369	764,953	851,961	956,210	1,176,795	1,96,178	2,69,194	2,85,432	2,73,413	2,63,354
„ Burma . . . . .	15,490,285	14,911,840	17,544,364	17,049,421	23,028,334	62,33,334	46,37,738	62,97,710	40,10,588	38,04,493
<b>TOTAL</b>	<b>112,096,093</b>	<b>123,044,741</b>	<b>104,080,722</b>	<b>71,956,784</b>	<b>79,846,193</b>	<b>3,53,92,903</b>	<b>3,80,74,447</b>	<b>3,10,56,784</b>	<b>1,89,40,059</b>	<b>1,69,88,275</b>
<b>Mills (III. Q)—</b>	Yards	Yards	Yards	Yards	Yards					
United Kingdom . . . . .	208,044,268	242,805,392	202,908,340	123,908,498	139,714,079	5,12,69,950	5,93,90,436	5,09,87,771	2,42,50,825	2,33,09,449
Aden and Dependencies . . . . .	30,025	8,600	—	—	—	3,878	1,426	—	—	—
Ceylon . . . . .	34,100	773	258	358	2,582	18,459	396	144	149	008
Straits Settlements (including Labuan) . . . . .	2,233	9,035	320	1,265	1,774	1,190	3,727	162	802	567
Other British Possessions . . . . .	308	2,400	40	90	—	158	932	9	27	—
<b>TOTAL BRITISH EMPIRE</b>	<b>208,110,934</b>	<b>242,821,140</b>	<b>202,909,458</b>	<b>123,970,211</b>	<b>139,718,435</b>	<b>5,12,88,635</b>	<b>5,93,96,917</b>	<b>5,09,88,086</b>	<b>2,42,51,808</b>	<b>2,33,10,924</b>
Germany . . . . .	8,640	9,980	11,980	10,690	5,040	2,617	4,215	3,305	2,474	1,050
Netherlands . . . . .	80,545	—	129,100	20,340	—	33,680	—	55,186	6,125	—
France . . . . .	—	—	1,658	—	120	—	—	1,406	—	50
Switzerland . . . . .	19,821	4,584	—	—	4,000	8,302	4,243	—	—	1,035
Italy . . . . .	100	33,732	385	—	—	75	8,041	110	—	—
Muscat Territory and Trucial Oman . . . . .	140	5,950	4,700	—	80	85	1,569	1,039	—	20
Other Native States in Arabia . . . . .	—	38,880	30	—	20	—	19,500	18	—	10
Iraq . . . . .	1,976	2,174	280	185	76	1,138	830	110	105	41
Persia . . . . .	—	—	5,992	20	—	—	—	1,748	10	—
Japan . . . . .	—	—	185,480	759,521	4,168,875	—	—	33,407	1,08,809	5,47,473
Other Foreign Countries . . . . .	308	152	287	93	164	201	75	190	37	64
<b>TOTAL FOREIGN COUNTRIES</b>	<b>111,525</b>	<b>95,502</b>	<b>839,842</b>	<b>790,840</b>	<b>4,178,375</b>	<b>46,158</b>	<b>83,073</b>	<b>96,528</b>	<b>1,17,560</b>	<b>6,50,343</b>
Share of Bengal . . . . .	48,100,031	39,890,839	33,094,121	12,609,081	14,778,767	1,18,50,402	93,77,209	82,59,904	24,20,753	24,82,577
„ Bombay . . . . .	35,862,241	48,542,814	38,749,499	15,554,597	13,047,702	1,03,43,030	1,28,26,253	1,02,59,982	31,45,572	32,98,565
„ Sind . . . . .	102,809,811	127,946,034	100,191,536	77,185,734	95,494,301	2,15,20,013	2,78,32,610	2,13,36,293	1,33,43,308	1,42,45,420
„ Madras . . . . .	15,732,128	20,878,816	25,210,569	16,631,943	17,800,825	59,76,040	78,48,640	95,62,143	48,07,234	42,95,200
„ Burma . . . . .	5,718,248	5,658,139	6,003,575	2,779,705	2,775,225	16,45,302	15,45,278	16,66,298	6,52,496	5,39,505
<b>TOTAL</b>	<b>208,222,459</b>	<b>242,916,642</b>	<b>203,249,300</b>	<b>124,761,060</b>	<b>143,896,810</b>	<b>5,13,34,793</b>	<b>5,94,29,990</b>	<b>5,10,84,614</b>	<b>2,43,69,363</b>	<b>2,38,61,267</b>
<b>Nainsooks (III. Q)—</b>	Yards	Yards	Yards	Yards	Yards					
United Kingdom . . . . .	89,368,375	73,900,641	49,991,206	19,418,204	7,324,737	1,76,47,610	1,51,90,810	1,00,05,113	34,02,818	11,11,602
Straits Settlements (including Labuan) . . . . .	9,832	12,164	6,090	52	—	3,446	5,210	2,499	16	—
Other British Possessions . . . . .	—	377	—	150	—	—	188	—	50	—
<b>TOTAL BRITISH EMPIRE</b>	<b>89,368,207</b>	<b>73,922,182</b>	<b>49,997,296</b>	<b>19,418,406</b>	<b>7,324,737</b>	<b>1,76,51,056</b>	<b>1,51,96,226</b>	<b>1,00,07,612</b>	<b>34,02,884</b>	<b>11,11,602</b>
Germany . . . . .	—	21,546	—	—	—	—	6,670	—	—	—
Netherlands . . . . .	57,204	62,681	38,556	—	—	16,337	19,473	11,870	—	—
Belgium . . . . .	3,497,667	—	—	—	—	13,21,338	—	—	—	—
France . . . . .	—	18,872	16,956	—	10	—	6,098	3,290	—	15
Switzerland . . . . .	—	2,409,615	1,454,825	499,005	1,052,076	—	8,64,189	4,32,695	1,27,271	1,94,709
Spain . . . . .	—	5,400	—	—	—	—	2,128	—	—	—
Italy . . . . .	24,926	56,011	276,648	—	—	9,727	15,669	57,821	—	—
Austria . . . . .	974	60,552	29,118	—	—	821	16,199	6,482	—	—
Native States in Arabia other than Muskat Territory and Trucial Oman . . . . .	—	—	—	—	60	—	—	—	—	20
Iraq . . . . .	—	—	1,200	—	—	—	—	200	—	—
Japan . . . . .	21,591	—	1,264,057	5,996,124	18,159,684	8,248	—	2,36,231	8,38,684	16,27,674
United States of America— Via Atlantic Coast . . . . .	—	—	—	7,510	—	—	—	—	3,647	—
<b>TOTAL FOREIGN COUNTRIES</b>	<b>3,602,362</b>	<b>2,635,277</b>	<b>3,081,360</b>	<b>6,502,639</b>	<b>14,211,830</b>	<b>13,51,561</b>	<b>9,30,426</b>	<b>17,48,589</b>	<b>9,69,602</b>	<b>18,22,418</b>

GENERAL IMPORTS

( 520 )

No. 13—continued

ARTICLES, AND COUNTRIES OF CONSIGNMENT; ALSO SHARE OF EACH PROVINCE	QUANTITY					VALUE				
	1927-28	1928-29	1929-30	1930-31	1931-32	1927-28	1928-29	1929-30	1930-31	1931-32
<b>Textiles—continued</b>										
<b>Cotton—continued</b>										
<b>Manufactures—contd</b>										
<b>Piecegoods—continued</b>										
<b>White (bleached)—continued</b>										
<b>Nainsooks (III. Q)—continued</b>	Yards	Yards	Yards	Yards	Yards					
Share of Bengal . . . . .	52,913,389	40,600,747	32,409,929	14,973,790	13,324,339	1,06,65,882	83,53,388	64,13,936	26,05,576	18,46,410
„ Bombay . . . . .	21,046,434	18,513,131	12,265,623	6,036,174	4,087,167	47,94,683	42,17,355	26,29,996	8,94,329	5,56,186
„ Sind . . . . .	15,766,414	14,840,853	5,859,030	3,220,956	2,784,922	28,30,457	28,68,385	10,73,994	5,28,879	3,24,890
„ Madras . . . . .	3,214,500	2,563,569	2,405,745	1,690,542	1,339,234	6,58,149	6,77,668	6,22,766	3,42,781	2,06,262
„ Burma . . . . .	9,832	39,154	48,329	583	405	3,446	14,856	10,509	421	372
<b>TOTAL</b>	<b>92,970,569</b>	<b>76,557,450</b>	<b>53,078,656</b>	<b>25,921,045</b>	<b>21,536,567</b>	<b>1,90,02,617</b>	<b>1,61,26,652</b>	<b>1,07,56,201</b>	<b>43,71,986</b>	<b>29,34,020</b>
<b>Sheetings (III. Q)—</b>	Yards	Yards	Yards	Yards	Yards					
United Kingdom . . . . .	244,316	58,103	100,121	61,233	52,537	1,31,779	56,827	93,605	50,207	45,220
Hongkong . . . . .	2,050	..	..	8,000	..	901	..	..	2,600	..
Other British Possessions . . . . .	616	142	188	440	159	214	96	80	202	41
<b>TOTAL BRITISH EMPIRE</b>	<b>246,982</b>	<b>58,245</b>	<b>100,259</b>	<b>69,673</b>	<b>52,696</b>	<b>1,32,894</b>	<b>56,923</b>	<b>93,685</b>	<b>53,009</b>	<b>45,261</b>
Germany . . . . .	..	1,008	90	..	240	..	1,052	94	..	504
Netherlands . . . . .	74,755	18,326	11,408	14,868	14,648	29,069	18,249	9,016	7,540	7,277
Belgium . . . . .	..	..	1,268	..	..	..	..	1,367	..	..
Italy . . . . .	..	..	93,471	..	..	..	..	30,249	..	..
Japan . . . . .	1,680	1,950	..	..	24	518	3,684	..	..	16
Other Foreign Countries . . . . .	467	663	24	102	29	417	570	28	72	37
<b>TOTAL FOREIGN COUNTRIES</b>	<b>76,902</b>	<b>21,947</b>	<b>106,351</b>	<b>14,970</b>	<b>14,941</b>	<b>30,004</b>	<b>18,555</b>	<b>40,754</b>	<b>7,612</b>	<b>7,834</b>
Share of Bengal . . . . .	40,007	18,175	134,127	18,290	23,232	39,583	19,353	67,717	19,500	19,176
„ Bombay . . . . .	91,075	51,766	57,548	22,702	25,457	50,029	45,760	51,552	16,666	18,749
„ Sind . . . . .	7,458	3,425	5,167	1,642	1,779	7,426	3,685	5,900	1,607	1,739
„ Madras . . . . .	41,516	2,568	3,000	16,765	632	16,518	2,853	2,911	4,776	332
„ Burma . . . . .	143,828	4,258	6,768	25,244	16,537	49,342	3,327	6,359	18,162	13,099
<b>TOTAL</b>	<b>323,884</b>	<b>80,192</b>	<b>206,610</b>	<b>84,643</b>	<b>67,637</b>	<b>1,62,898</b>	<b>75,478</b>	<b>1,34,489</b>	<b>60,711</b>	<b>58,095</b>
<b>T. Cloth and Domestic (III. Q)—</b>	Yards	Yards	Yards	Yards	Yards					
United Kingdom . . . . .	184	29,253	5,913	..	358	43	10,948	3,641	..	122
Other British Possessions . . . . .	..	..	..	45	562	..	..	..	23	276
<b>TOTAL BRITISH EMPIRE</b>	<b>184</b>	<b>29,253</b>	<b>5,913</b>	<b>45</b>	<b>920</b>	<b>43</b>	<b>10,948</b>	<b>3,641</b>	<b>23</b>	<b>398</b>
Japan . . . . .	..	..	4,400	..	..	..	..	3,108	..	..
Other Foreign Countries . . . . .	..	1,025	..	6,485	173	..	698	..	760	354
<b>TOTAL FOREIGN COUNTRIES</b>	<b>..</b>	<b>1,025</b>	<b>4,400</b>	<b>6,485</b>	<b>173</b>	<b>..</b>	<b>698</b>	<b>3,108</b>	<b>760</b>	<b>354</b>
Share of Bengal . . . . .	184	..	..	..	..	43	..	..	..	..
„ Bombay . . . . .	..	30,278	10,081	6,485	531	..	11,646	6,568	760	476
„ Madras . . . . .	..	..	..	45	562	..	..	..	23	276
„ Burma . . . . .	..	..	232	..	..	..	..	181	..	..
<b>TOTAL</b>	<b>184</b>	<b>30,278</b>	<b>10,313</b>	<b>6,530</b>	<b>1,093</b>	<b>43</b>	<b>11,646</b>	<b>6,749</b>	<b>783</b>	<b>752</b>
<b>Twills (III. Q)—</b>	Yards	Yards	Yards	Yards	Yards					
United Kingdom . . . . .	14,783,172	17,532,155	16,361,280	7,163,120	2,877,591	59,25,316	66,00,430	58,60,799	21,86,233	8,06,268
Other British Possessions . . . . .	2,677	1,568	320	204	8	870	671	136	87	8
<b>TOTAL BRITISH EMPIRE</b>	<b>14,785,849</b>	<b>17,533,723</b>	<b>16,361,600</b>	<b>7,163,324</b>	<b>2,877,599</b>	<b>59,26,186</b>	<b>66,01,101</b>	<b>58,60,935</b>	<b>21,86,320</b>	<b>8,06,276</b>



No. 13—continued

ARTICLES, AND COUNTRIES OF CONSIGNMENT; ALSO SHARE OF EACH PROVINCE	QUANTITY					VALUE				
	1927-28	1928-29	1929-30	1930-31	1931-32	1927-28	1928-29	1929-30	1930-31	1931-32
Textiles—continued						R	R	R	R	R
Cotton—continued										
Manufactures—continued										
Piecegoods—continued										
White (bleached)—continued										
Twills (III. Q)—continued	Yards	Yards	Yards	Yards	Yards					
Germany . . . . .	--	5,000	--	2,183	160	--	1,080	--	3,392	54
Netherlands . . . . .	3,153	7,921	59,031	55,816	53,693	1,154	3,056	19,571	13,002	11,765
Belgium . . . . .	--	--	4,428	--	--	--	--	2,827	--	--
Switzerland . . . . .	10,993	60,405	42,115	20,021	19,204	8,254	33,118	12,045	7,770	6,871
Italy . . . . .	2,117	5,242	--	--	--	980	1,181	--	--	--
Austria . . . . .	600	9,177	2,800	--	--	913	2,799	1,766	--	--
Japan . . . . .	89,700	43,800	346,300	483,100	792,728	20,877	12,367	89,219	1,02,372	1,34,657
United States of America— Via Atlantic Coast . . . . .	2,074	16,640	2,755	--	--	1,507	2,612	828	--	--
Other Foreign Countries . . . . .	--	--	133	30	--	--	--	124	20	--
<b>TOTAL FOREIGN COUNTRIES . . . . .</b>	<b>100,537</b>	<b>148,186</b>	<b>457,652</b>	<b>562,050</b>	<b>865,785</b>	<b>33,685</b>	<b>56,822</b>	<b>1,27,280</b>	<b>1,26,556</b>	<b>1,53,347</b>
Share of Bengal . . . . .	5,317,201	5,264,029	4,853,951	2,241,696	1,198,932	20,41,966	20,95,160	17,04,844	6,66,390	316,923
„ Bombay . . . . .	3,321,422	5,251,915	4,145,399	1,585,189	781,960	16,21,080	19,40,139	14,43,993	4,86,583	211,739
„ Sind . . . . .	1,154,807	1,926,095	1,340,616	639,137	60,392	4,30,704	6,99,517	4,72,818	2,05,108	16,665
„ Madras . . . . .	284,901	917,741	1,002,677	838,042	422,728	1,13,521	3,97,106	4,03,698	3,04,341	89,040
„ Burma . . . . .	4,807,055	4,322,123	5,476,609	2,421,310	1,279,372	17,52,609	15,26,001	19,57,362	7,50,454	3,25,208
<b>TOTAL . . . . .</b>	<b>14,895,386</b>	<b>17,681,908</b>	<b>16,819,262</b>	<b>7,725,374</b>	<b>3,743,334</b>	<b>59,59,380</b>	<b>66,57,923</b>	<b>59,89,215</b>	<b>23,12,876</b>	<b>9,59,623</b>
Unspecified descriptions (III. Q)—	Yards	Yards	Yards	Yards	Yards					
United Kingdom . . . . .	7,143,214	5,940,021	2,591,159	1,173,068	1,330,643	23,30,207	16,95,663	7,20,086	3,39,941	3,62,026
Ceylon . . . . .	141,423	110,022	140,125	154,111	188,893	73,516	54,412	66,108	51,319	47,127
Straits Settlements (including Labuan) . . . . .	45,620	52,552	41,090	35,837	46,752	29,410	22,715	20,566	15,986	19,199
Other British Possessions . . . . .	1,431	456	875	1,968	810	916	252	140	927	120
<b>TOTAL BRITISH EMPIRE . . . . .</b>	<b>7,331,688</b>	<b>6,103,650</b>	<b>2,772,749</b>	<b>1,364,984</b>	<b>1,566,598</b>	<b>24,34,049</b>	<b>17,73,042</b>	<b>8,15,850</b>	<b>4,08,123</b>	<b>4,29,372</b>
Germany . . . . .	131,218	84,703	96,464	110,486	71,458	1,04,033	62,570	69,129	65,441	45,472
Netherlands . . . . .	20,698	--	--	--	8,000	11,655	--	--	--	2,425
Belgium . . . . .	47,135	228,785	127,769	59,831	29,670	29,272	1,48,109	78,203	28,571	15,726
France . . . . .	35,347	81,414	77,910	29,800	55,853	21,100	54,280	26,353	12,346	26,245
Portugal . . . . .	5,859	--	19,392	--	--	1,518	--	5,459	--	--
Switzerland . . . . .	1,830,010	924,541	381,429	35,718	28,460	9,86,927	4,55,294	2,05,051	24,936	20,694
Italy . . . . .	533,103	355,007	262,463	32,456	8,595	2,38,035	1,37,877	79,184	12,113	7,304
Austria . . . . .	69,314	72,417	42,430	7,479	--	50,798	53,270	35,531	4,200	--
Czechoslovakia . . . . .	--	6,840	--	402	--	--	4,260	--	651	--
China (exclusive of Hong- kong and Macao) . . . . .	--	123	1,197	585	957	--	92	1,069	209	639
Japan . . . . .	553,056	721,137	244,053	292,810	63,305	95,149	1,34,840	50,020	43,658	10,758
United States of America— Via Atlantic Coast . . . . .	36,023	57,904	145,615	46,117	50,021	16,755	25,709	60,877	15,816	15,225
Other Foreign Countries . . . . .	305	800	1,513	667	1,697	203	474	757	379	938
<b>TOTAL FOREIGN COUNTRIES . . . . .</b>	<b>3,262,073</b>	<b>2,533,261</b>	<b>1,400,255</b>	<b>607,351</b>	<b>318,010</b>	<b>15,55,445</b>	<b>10,96,775</b>	<b>6,11,633</b>	<b>2,08,320</b>	<b>1,45,426</b>
Share of Bengal . . . . .	2,252,450	1,132,741	732,344	244,302	193,850	9,12,786	4,14,709	2,38,585	33,677	53,992
„ Bombay . . . . .	4,484,868	3,510,439	1,530,317	349,373	249,367	19,53,930	14,27,002	6,77,196	1,79,200	1,39,435
„ Sind . . . . .	2,325,419	2,954,192	1,420,477	504,275	469,839	6,20,898	7,34,655	3,32,827	1,27,764	1,16,672
„ Madras . . . . .	425,576	175,393	248,346	692,923	962,266	1,84,415	92,564	1,19,375	1,76,735	2,57,661
„ Burma . . . . .	1,105,448	814,146	241,520	270,392	4,252	3,17,465	1,30,837	59,591	44,067	2,043
<b>TOTAL . . . . .</b>	<b>10,593,761</b>	<b>8,636,911</b>	<b>4,173,004</b>	<b>1,972,335</b>	<b>1,384,614</b>	<b>39,89,494</b>	<b>28,49,817</b>	<b>14,27,483</b>	<b>6,16,443</b>	<b>5,74,798</b>

GENERAL IMPORTS

( 522 )

No. 13—continued

ARTICLES, AND COUNTRIES OF CONSIGNMENT; ALSO SHARE OF EACH PROVINCE	QUANTITY					VALUE				
	1927-28	1928-29	1929-30	1930-31	1931-32	1927-28	1928-29	1929-30	1930-31	1931-32
<i>Textiles—continued</i>						₹	₹	₹	₹	₹
<i>Cotton—continued</i>										
<i>Manufactures—continued</i>										
<i>Piece goods—continued</i>										
<i>White (bleached)—concluded</i>										
<b>Total White (bleached)—</b>	<b>Yards</b>	<b>Yards</b>	<b>Yards</b>	<b>Yards</b>	<b>Yards</b>					
United Kingdom . . . . .	526,753,340	525,861,457	485,047,709	229,959,908	207,045,980	14,19,94,309	14,23,36,364	12,02,58,362	5,22,93,634	4,02,02,008
Gibraltar . . . . .	..	3,584	..	..	..	..	1,564	..	..	..
Aden and Dependencies . . . . .	30,683	8,000	..	..	..	4,092	3,102	..	..	..
Ceylon . . . . .	183,806	136,645	152,824	160,148	198,914	91,147	64,604	69,741	53,080	48,760
Straits Settlements (including Labuan) . . . . .	161,581	158,198	147,011	111,516	121,435	75,924	62,045	58,522	42,470	40,693
Hongkong . . . . .	10,519	2,584	24,516	21,053	7,027	5,630	1,475	10,752	7,699	2,715
Kenya Colony . . . . .	..	..	..	..	26,400	..	..	..	..	4,488
Somaland Protectorate . . . . .	..	3,908	..	..	..	..	1,603	..	..	..
Other British Possessions . . . . .	609	110	4,525	777	111	400	55	813	428	39
<b>TOTAL BRITISH EMPIRE</b>	<b>527,140,538</b>	<b>525,674,546</b>	<b>436,276,585</b>	<b>230,253,402</b>	<b>207,395,476</b>	<b>14,21,71,562</b>	<b>14,24,70,812</b>	<b>12,03,08,190</b>	<b>5,23,97,311</b>	<b>4,02,98,693</b>
Germany . . . . .	188,187	158,430	164,765	132,812	89,575	1,42,342	93,377	1,00,311	78,872	54,693
Netherlands . . . . .	7,505,704	8,414,536	7,503,655	4,258,804	3,549,081	30,41,905	32,85,562	29,19,724	14,53,322	10,52,688
Belgium . . . . .	155,848	234,269	157,497	62,209	39,310	81,209	1,51,930	89,754	29,436	19,200
France . . . . .	65,897	240,049	205,863	77,187	453,200	38,207	1,26,856	89,987	36,631	1,18,623
Spain . . . . .	..	7,034	..	..	..	..	3,735	..	..	..
Portugal . . . . .	5,859	..	19,392	..	683	1,518	..	5,459	..	341
Switzerland . . . . .	12,176,183	8,710,617	8,584,401	5,444,305	5,924,399	55,84,404	36,84,523	35,22,373	18,98,116	17,09,317
Italy . . . . .	1,092,016	1,445,013	1,991,070	800,262	1,194,669	7,14,776	5,50,227	6,37,430	2,53,676	2,95,093
Austria . . . . .	1,050,909	2,211,200	3,023,040	1,199,465	574,384	5,21,330	8,27,458	10,13,721	4,08,505	1,86,068
Czechoslovakia . . . . .	79,294	8,729	7,806	402	..	26,863	6,076	1,650	651	..
Maskat Territory and Trucial Oman . . . . .	140	6,151	4,740	40	172	85	1,648	1,059	20	50
Other Native States in Arabia . . . . .	145	38,980	785	80	40	65	13,540	323	30	20
Iraq . . . . .	3,044	2,509	16,465	1,000	391	1,566	1,004	4,399	497	143
Perak . . . . .	..	..	9,992	20	44	..	..	2,588	10	19
China (exclusive of Hongkong and Macao) . . . . .	4,200	123	3,103	1,016	1,645	1,036	92	2,022	400	860
Japan . . . . .	5,598,521	5,461,807	13,880,453	28,105,352	59,820,081	14,95,736	15,35,937	33,24,777	50,96,769	93,43,688
United States of America—										
<i>Via Atlantic Coast . . . . .</i>	795,196	1,468,691	1,731,513	1,314,270	636,908	3,46,213	5,97,826	6,39,813	3,96,609	1,76,581
Other Foreign Countries . . . . .	611	732	2,288	1,041	1,896	409	412	1,131	539	1,041
<b>TOTAL FOREIGN COUNTRIES</b>	<b>29,321,754</b>	<b>28,403,400</b>	<b>37,307,423</b>	<b>41,388,265</b>	<b>72,286,478</b>	<b>1,19,97,664</b>	<b>1,08,80,358</b>	<b>1,23,57,021</b>	<b>66,54,083</b>	<b>1,29,58,315</b>
<i>Share of Bengal . . . . .</i>	189,376,083	126,304,994	113,988,290	49,104,112	41,208,279	4,72,38,612	3,11,47,002	2,81,19,531	97,22,313	71,45,261
" <i>Bombay . . . . .</i>	112,946,276	134,932,572	102,477,733	42,750,364	38,703,756	3,64,23,898	4,17,58,026	3,12,29,572	1,05,74,212	85,45,402
" <i>Sind . . . . .</i>	100,743,245	222,925,159	171,157,445	121,307,766	137,834,297	4,73,71,382	5,54,96,181	4,22,19,285	2,50,55,217	2,39,17,133
" <i>Madras . . . . .</i>	25,539,436	32,586,096	40,434,269	26,370,439	25,044,033	90,26,450	1,17,53,998	1,47,21,419	74,57,609	58,50,389
" <i>Burma . . . . .</i>	37,807,252	37,329,125	45,476,276	32,108,436	36,891,589	1,41,08,334	1,31,95,958	1,64,65,404	92,42,043	77,93,323
<b>TOTAL</b>	<b>556,462,292</b>	<b>554,077,946</b>	<b>473,584,013</b>	<b>271,641,867</b>	<b>279,681,954</b>	<b>15,41,69,226</b>	<b>15,33,51,165</b>	<b>13,27,55,211</b>	<b>6,20,51,394</b>	<b>5,32,57,008</b>

## No. 13—continued

ARTICLES, AND COUNTRIES OF CONSIGNMENT; ALSO SHARE OF EACH PROVINCE	QUANTITY					VALUE				
	1927-28	1928-29	1929-30	1930-31	1931-32	1927-28	1928-29	1929-30	1930-31	1931-32
						R	R	R	R	R
<i>Textiles—continued</i>										
<i>Cotton—continued</i>										
<i>Manufactures—continued</i>										
<i>Piecegoods—continued.</i>										
<i>Coloured, Printed, or Dyed—</i>										
<i>Printed goods—</i>										
<i>Cambrics including Madapollams</i>										
<i>Muslins, Mulls, and Jaconets</i>										
(III. Q)—										
United Kingdom . . . . .	22,809,772	19,570,909	14,290,995	5,026,839	3,057,944	64,34,821	53,99,684	41,32,307	13,59,575	6,65,621
Aden and Dependencies . . . . .	--	2,447	--	--	--	--	1,240	--	--	--
Straits Settlements (including Labuan) . . . . .	156,007	11,556	12,644	252	1,443	29,109	3,170	3,317	100	413
Other British Possessions . . . . .	--	--	--	--	50	--	--	--	--	50
<b>TOTAL BRITISH EMPIRE</b> . . . . .	<b>23,055,779</b>	<b>19,584,912</b>	<b>14,312,639</b>	<b>5,027,091</b>	<b>3,059,437</b>	<b>64,63,930</b>	<b>54,04,094</b>	<b>41,35,624</b>	<b>13,59,675</b>	<b>6,66,084</b>
Germany . . . . .	14,299	82,145	558	8,417	1,831	5,207	8,827	436	3,109	1,046
Netherlands . . . . .	--	9,600	44,676	6,012	--	--	4,855	22,071	3,018	--
France . . . . .	--	50,819	26,201	1,013	2,211	--	30,157	13,015	722	1,551
Switzerland . . . . .	87,121	75,672	9,918	1,500	488	40,335	35,950	8,108	1,102	304
Italy . . . . .	5,417	71,979	47,872	--	21,638	2,130	40,842	14,160	--	4,171
Austria . . . . .	12,404	--	2,520	--	--	7,958	--	2,316	--	--
Czechoslovakia . . . . .	--	--	--	--	1,935	--	--	--	--	1,092
China (exclusive of Hongkong and Macao) . . . . .	117	--	41,832	--	--	68	--	12,057	--	--
Japan . . . . .	53,580	5,228	94,801	58,713	70,460	11,843	1,907	22,870	10,059	11,131
United States of America— Via Atlantic Coast . . . . .	178,606	241,107	150,049	3,872	163,519	95,358	1,06,140	60,913	1,620	36,961
<b>TOTAL FOREIGN COUNTRIES</b> . . . . .	<b>351,544</b>	<b>486,550</b>	<b>418,472</b>	<b>79,527</b>	<b>262,132</b>	<b>1,62,894</b>	<b>2,28,678</b>	<b>1,55,846</b>	<b>19,624</b>	<b>56,256</b>
<i>Share of Bengal</i> . . . . .	<i>1,532,626</i>	<i>545,470</i>	<i>718,333</i>	<i>660,377</i>	<i>179,265</i>	<i>3,31,588</i>	<i>1,47,704</i>	<i>2,04,341</i>	<i>1,40,288</i>	<i>59,480</i>
„ <i>Bombay</i> . . . . .	<i>3,557,392</i>	<i>3,312,213</i>	<i>6,827,469</i>	<i>1,725,876</i>	<i>737,744</i>	<i>29,23,700</i>	<i>23,63,394</i>	<i>21,60,515</i>	<i>6,35,920</i>	<i>1,38,499</i>
„ <i>Sind</i> . . . . .	<i>10,489,936</i>	<i>8,356,350</i>	<i>5,416,983</i>	<i>1,727,218</i>	<i>2,322,070</i>	<i>23,96,847</i>	<i>13,00,095</i>	<i>12,20,681</i>	<i>3,18,020</i>	<i>3,56,164</i>
„ <i>Madras</i> . . . . .	<i>378,851</i>	<i>298,073</i>	<i>509,140</i>	<i>57,257</i>	<i>349</i>	<i>1,28,514</i>	<i>1,01,593</i>	<i>1,51,786</i>	<i>20,335</i>	<i>51,890</i>
„ <i>Burma</i> . . . . .	<i>2,398,068</i>	<i>2,059,356</i>	<i>1,259,195</i>	<i>935,890</i>	<i>182,141</i>	<i>7,96,175</i>	<i>7,19,986</i>	<i>5,54,247</i>	<i>3,64,743</i>	<i>73,307</i>
<b>TOTAL</b> . . . . .	<b>23,407,323</b>	<b>20,071,462</b>	<b>14,731,111</b>	<b>5,106,618</b>	<b>3,321,569</b>	<b>66,26,824</b>	<b>56,32,772</b>	<b>42,91,470</b>	<b>13,70,299</b>	<b>7,22,340</b>
<i>Chadars (III. Q)—</i>	<i>Yards</i>	<i>Yards</i>	<i>Yards</i>	<i>Yards</i>	<i>Yards</i>					
Kenya Colony . . . . .	--	--	4,000	--	--	--	--	1,362	--	--
Other British possessions . . . . .	--	--	1,208	144	--	--	--	275	100	--
<b>TOTAL BRITISH EMPIRE</b> . . . . .	<b>--</b>	<b>--</b>	<b>5,208</b>	<b>144</b>	<b>--</b>	<b>--</b>	<b>--</b>	<b>1,637</b>	<b>100</b>	<b>--</b>
Japan . . . . .	2,400	--	--	--	--	5,571	--	--	--	--
<i>Share of Bombay</i> . . . . .	<i>2,400</i>	<i>--</i>	<i>5,208</i>	<i>--</i>	<i>--</i>	<i>5,571</i>	<i>--</i>	<i>1,637</i>	<i>--</i>	<i>--</i>
„ <i>Sind</i> . . . . .	<i>--</i>	<i>--</i>	<i>--</i>	<i>144</i>	<i>--</i>	<i>--</i>	<i>--</i>	<i>--</i>	<i>100</i>	<i>--</i>
<b>TOTAL</b> . . . . .	<b>2,400</b>	<b>--</b>	<b>5,208</b>	<b>144</b>	<b>--</b>	<b>5,571</b>	<b>--</b>	<b>1,637</b>	<b>100</b>	<b>--</b>
<i>Checks, Spots and Stripes (III. Q.)—</i>	<i>Yards</i>	<i>Yards</i>	<i>Yards</i>	<i>Yards</i>	<i>Yards</i>					
United Kingdom . . . . .	1,128,058	1,265,582	955,836	293,052	389,305	4,52,015	5,13,511	3,72,112	1,29,804	1,57,904
Straits Settlements (including Labuan) . . . . .	6,007	6,052	9,332	302	--	2,192	3,689	3,965	88	--
<b>TOTAL BRITISH EMPIRE</b> . . . . .	<b>1,134,065</b>	<b>1,271,634</b>	<b>965,168</b>	<b>293,354</b>	<b>389,305</b>	<b>4,54,207</b>	<b>5,17,200</b>	<b>3,76,077</b>	<b>1,29,892</b>	<b>1,57,904</b>

GENERAL IMPORTS

( 524 )

No. 13—continued

ARTICLES, AND COUNTRIES OF CONSIGNMENT; ALSO SHARE OF EACH PROVINCE	QUANTITY					VALUE				
	1927-28	1928-29	1929-30	1930-31	1931-32	1927-28	1928-29	1929-30	1930-31	1931-32
<i>Textiles—continued</i>						R	R	R	R	R
<i>Cotton—continued</i>										
<i>Manufactures—continued</i>										
<i>Piecegoods—continued</i>										
<i>Coloured, Printed, or Dyed—continued.</i>										
<i>Printed goods—continued</i>										
<i>Checks, Spots and Stripes (III. Q)—continued.</i>										
	Yards	Yards	Yards	Yards	Yards					
Germany . . . . .	355,723	259,960	102,763	2,962	--	1,64,478	1,20,208	48,410	1,408	--
Netherlands . . . . .	22,772	17,305	--	--	--	9,813	7,636	--	--	--
Belgium . . . . .	275,078	69,637	--	--	--	1,29,326	33,886	--	--	--
France . . . . .	--	4,293	--	--	--	--	3,943	--	--	--
Switzerland . . . . .	3,481	7,224	--	--	--	4,092	6,218	--	--	--
Italy . . . . .	25,603	30,781	2,392	--	--	12,402	29,167	1,157	--	--
Austria . . . . .	4,997	--	--	--	--	5,367	--	--	--	--
Japan . . . . .	118,069	59,390	71,565	111,587	47,263	30,892	18,163	20,535	24,230	7,233
Other Foreign Countries . . . . .	80	159	--	--	--	48	154	--	--	--
<b>TOTAL FOREIGN COUNTRIES</b>	<b>805,803</b>	<b>443,749</b>	<b>176,720</b>	<b>114,549</b>	<b>47,263</b>	<b>3,56,413</b>	<b>2,19,320</b>	<b>70,102</b>	<b>25,633</b>	<b>7,233</b>
<i>Share of Bengal</i> . . . . .	256,098	116,008	139,349	45,196	107,671	83,341	58,366	45,660	17,432	46,333
" <i>Bombay</i> . . . . .	449,561	572,308	246,166	24,627	54,116	1,68,895	1,73,651	78,604	9,621	18,300
" <i>Sind</i> . . . . .	31,545	60,668	90	--	--	18,175	10,283	92	--	--
" <i>Madras</i> . . . . .	675,086	362,462	177,689	64,286	47,263	3,14,457	1,68,651	81,703	28,782	7,233
" <i>Burma</i> . . . . .	527,578	608,437	578,594	273,794	227,513	2,25,752	3,25,569	2,45,220	99,685	93,271
<b>TOTAL</b>	<b>1,939,868</b>	<b>1,720,383</b>	<b>1,141,888</b>	<b>407,903</b>	<b>436,568</b>	<b>8,10,620</b>	<b>7,36,520</b>	<b>4,46,179</b>	<b>1,55,520</b>	<b>1,65,137</b>
<i>Dhulis (III. Q)—</i>	Yards	Yards	Yards	Yards	Yards					
United Kingdom . . . . .	78,058	23,812	4,712	--	--	32,283	6,192	935	--	--
Straits Settlements (including Labuan) . . . . .	228,450	1,400	--	--	--	1,25,052	498	--	--	--
<b>TOTAL BRITISH EMPIRE</b>	<b>306,508</b>	<b>29,712</b>	<b>4,712</b>	<b>--</b>	<b>--</b>	<b>1,57,335</b>	<b>6,690</b>	<b>935</b>	<b>--</b>	<b>--</b>
Netherlands . . . . .	71,894	--	--	--	--	37,825	--	--	--	--
Switzerland . . . . .	3,200	--	--	--	--	2,302	--	--	--	--
<b>TOTAL FOREIGN COUNTRIES</b>	<b>75,094</b>	<b>--</b>	<b>--</b>	<b>--</b>	<b>--</b>	<b>40,127</b>	<b>--</b>	<b>--</b>	<b>--</b>	<b>--</b>
<i>Share of Bombay</i> . . . . .	3,239	--	--	--	--	3,271	--	--	--	--
" <i>Madras</i> . . . . .	3,625	--	--	--	--	2,437	--	--	--	--
" <i>Burma</i> . . . . .	364,678	29,712	4,712	--	--	1,91,754	6,690	935	--	--
<b>TOTAL</b>	<b>381,602</b>	<b>29,712</b>	<b>4,712</b>	<b>--</b>	<b>--</b>	<b>1,97,462</b>	<b>6,690</b>	<b>935</b>	<b>--</b>	<b>--</b>
<i>Drills and Jeans (III. Q)—</i>	Yards	Yards	Yards	Yards	Yards					
United Kingdom . . . . .	19,874,185	10,831,167	7,144,150	6,190,506	4,704,845	60,12,730	34,20,036	21,69,372	14,41,139	11,45,868
Ceylon . . . . .	--	--	--	1,200	--	--	--	--	230	--
Straits Settlements (including Labuan) . . . . .	--	14,400	--	--	--	--	--	--	--	--
Hongkong . . . . .	--	--	3,600	35,100	--	--	3,353	--	--	--
Kenya Colony . . . . .	--	--	16,950	--	4,500	--	--	900	9,360	--
<b>TOTAL BRITISH EMPIRE</b>	<b>19,874,185</b>	<b>10,846,567</b>	<b>7,164,700</b>	<b>6,226,806</b>	<b>4,709,345</b>	<b>60,12,730</b>	<b>34,23,389</b>	<b>21,78,772</b>	<b>14,50,779</b>	<b>11,46,588</b>
Netherlands . . . . .	--	7,200	--	--	--	--	--	--	--	--
France . . . . .	4,500	--	--	--	--	--	1,805	--	--	--
Italy . . . . .	89,170	66,997	--	--	--	1,317	--	--	--	--
Perala . . . . .	--	--	2,990	--	--	22,119	15,185	--	--	--
China (exclusive of Hongkong and Macao) . . . . .	--	21,480	--	--	--	--	3,376	1,592	--	--
Japan . . . . .	11,295,661	21,076,647	30,552,221	12,905,898	15,784,951	--	3,376	--	--	--
United States of America— Via Atlantic Coast . . . . .	--	16,601	--	--	--	35,00,855	52,06,628	72,67,585	24,02,938	23,61,790
<b>TOTAL FOREIGN COUNTRIES</b>	<b>11,369,331</b>	<b>21,188,925</b>	<b>30,555,211</b>	<b>12,905,898</b>	<b>15,784,951</b>	<b>35,24,291</b>	<b>53,28,530</b>	<b>72,69,177</b>	<b>24,02,938</b>	<b>23,61,790</b>

No. 13—continued

ARTICLES, AND COUNTRIES OF CONSIGNMENT; ALSO SHARE OF EACH PROVINCE	QUANTITY					VALUE				
	1927-28	1928-29	1929-30	1930-31	1931-32	1927-28	1928-29	1929-30	1930-31	1931-32
						₹	₹	₹	₹	₹
<b>Textiles—continued</b>										
<b>Cotton—continued</b>										
<b>Manufactures—continued</b>										
<b>Piecegoods—continued</b>										
<b>Coloured, Printed, or Dyed— continued</b>										
<b>Printed goods—continued</b>										
<b>Drills and Jeans (III. Q)—contd.</b>	Yards	Yards	Yards	Yards	Yards					
Share of Bengal . . . . .	7,102,692	7,557,044	7,595,904	5,138,360	4,889,906	20,44,378	17,58,214	18,65,976	9,63,429	7,40,243
„ Bombay . . . . .	9,423,498	10,528,938	15,253,936	4,375,476	5,194,982	29,76,008	29,46,736	38,12,754	9,26,963	8,45,336
„ Sind . . . . .	11,631,107	8,428,632	9,398,719	6,173,142	6,773,240	35,58,477	24,52,669	24,35,072	13,28,359	14,07,254
„ Madras . . . . .	606,600	1,145,815	907,196	252,512	14,829	2,12,130	4,10,197	2,82,088	72,493	4,381
„ Burma . . . . .	2,499,619	4,374,053	4,564,156	3,192,714	3,621,339	7,46,078	11,84,203	10,47,065	5,62,473	5,11,259
<b>TOTAL</b>	<b>31,263,516</b>	<b>32,034,482</b>	<b>37,719,911</b>	<b>19,132,704</b>	<b>20,494,296</b>	<b>95,37,071</b>	<b>87,51,919</b>	<b>94,42,949</b>	<b>38,58,717</b>	<b>35,08,373</b>
<b>Flannel and Flannelettes (III. Q.)—</b>	Yards	Yards	Yards	Yards	Yards					
United Kingdom . . . . .	200,994	168,414	107,616	20,081	13,652	85,852	75,145	30,528	6,520	3,932
Kenya Colony . . . . .	—	—	—	9,400	—	—	—	—	2,214	—
<b>TOTAL BRITISH EMPIRE</b>	<b>200,994</b>	<b>168,414</b>	<b>107,616</b>	<b>29,481</b>	<b>13,652</b>	<b>85,852</b>	<b>75,145</b>	<b>30,528</b>	<b>8,734</b>	<b>3,932</b>
Germany . . . . .	28,145	18,965	—	257	—	26,827	15,994	—	152	—
Belgium . . . . .	—	6,787	—	—	—	—	4,633	—	—	—
Italy . . . . .	6,845,466	8,795,070	2,314,407	602,361	822,556	17,90,475	21,85,311	5,69,580	1,19,240	1,46,758
Austria . . . . .	26,814	—	—	—	—	5,925	—	—	—	—
Japan . . . . .	4,954,732	2,989,267	2,259,438	2,490,973	3,145,010	14,57,860	8,17,065	5,55,068	4,79,260	6,08,842
United States of America— Via Atlantic Coast . . . . .	—	1,180	—	—	—	—	413	—	—	—
<b>TOTAL FOREIGN COUNTRIES</b>	<b>11,854,657</b>	<b>11,811,269</b>	<b>4,578,840</b>	<b>3,093,591</b>	<b>3,967,572</b>	<b>32,81,088</b>	<b>30,23,416</b>	<b>11,24,648</b>	<b>5,98,652</b>	<b>7,50,600</b>
Share of Bengal . . . . .	4,105,449	4,217,769	1,643,229	2,023,323	2,113,006	11,73,468	10,99,687	3,99,452	3,79,887	4,03,806
„ Bombay . . . . .	3,424,761	2,781,199	1,856,341	286,452	614,688	9,01,437	6,48,744	4,38,086	55,658	1,18,835
„ Sind . . . . .	3,436,866	3,976,556	604,876	307,928	850,385	9,22,188	9,63,243	1,54,720	60,180	1,47,397
„ Madras . . . . .	1,053	—	163	—	—	565	—	125	—	—
„ Burma . . . . .	1,037,522	1,004,159	516,347	505,169	403,145	3,69,232	3,86,387	1,71,793	1,11,655	34,444
<b>TOTAL</b>	<b>12,055,651</b>	<b>11,979,668</b>	<b>4,681,456</b>	<b>3,123,072</b>	<b>3,981,224</b>	<b>33,66,940</b>	<b>30,98,561</b>	<b>11,55,178</b>	<b>6,07,386</b>	<b>7,54,532</b>
<b>Lungs (III. Q.)—</b>	Yards	Yards	Yards	Yards	Yards					
United Kingdom . . . . .	4,618,555	5,045,889	5,622,239	3,994,232	3,748,354	19,65,896	23,33,663	24,48,036	16,06,773	12,48,248
Straits Settlements (including Labuan) . . . . .	3,123	68,386	29,751	282	1,002	3,263	26,319	12,553	196	397
Federated Malay States . . . . .	—	—	1,234	—	—	—	—	529	—	—
<b>TOTAL BRITISH EMPIRE</b>	<b>4,621,678</b>	<b>5,114,275</b>	<b>5,653,224</b>	<b>3,994,514</b>	<b>3,749,356</b>	<b>19,69,159</b>	<b>23,60,482</b>	<b>24,61,118</b>	<b>16,06,969</b>	<b>12,48,645</b>
Germany . . . . .	—	14,539	5,133	—	—	—	18,664	2,377	—	—
Netherlands . . . . .	266,852	839,068	795,662	551,517	473,665	74,232	3,68,517	3,54,578	2,02,589	1,62,945
France . . . . .	—	1,459	—	—	—	—	1,256	—	—	—
Switzerland . . . . .	—	—	—	—	7,426	—	—	—	—	2,123
Italy . . . . .	50,980	—	—	—	153,432	14,558	—	—	—	22,385
Siam . . . . .	438	858	954	41	—	522	601	1,001	21	—
Japan . . . . .	15,463	96,039	151,698	176,846	1,843,719	6,261	25,054	50,515	36,072	3,45,585
<b>TOTAL FOREIGN COUNTRIES</b>	<b>333,733</b>	<b>951,963</b>	<b>953,497</b>	<b>723,204</b>	<b>2,478,242</b>	<b>95,603</b>	<b>4,09,182</b>	<b>4,08,471</b>	<b>2,38,632</b>	<b>5,23,043</b>
Share of Bombay . . . . .	—	4,003	19,057	—	—	—	1,296	6,147	—	—
„ Sind . . . . .	994	—	—	—	—	613	—	—	—	—
„ Madras . . . . .	—	—	—	—	937	—	—	—	—	392
„ Burma . . . . .	4,954,422	6,062,225	6,557,664	4,722,718	6,226,611	20,64,149	27,68,363	23,62,442	18,45,601	17,71,296
<b>TOTAL</b>	<b>4,955,416</b>	<b>6,066,288</b>	<b>6,606,721</b>	<b>4,722,718</b>	<b>6,227,598</b>	<b>20,64,762</b>	<b>27,69,654</b>	<b>23,69,589</b>	<b>18,45,601</b>	<b>17,71,638</b>

GENERAL IMPORTS

( 526 )

No. 13—continued

ARTICLES, AND COUNTRIES OF CONSIGNMENT; ALSO SHARE OF EACH PROVINCE	QUANTITY					VALUE				
	1927-28	1928-29	1929-30	1930-31	1931-32	1927-28	1928-29	1929-30	1930-31	1931-32
	Yards	Yards	Yards	Yards	Yards	R	R	R	R	R
<i>Textiles—continued</i>										
<i>Cotton—continued</i>										
<i>Manufactures—continued</i>										
<i>Piecegoods—continued</i>										
<i>Coloured, Printed, or Dyed—continued</i>										
<i>Printed goods—continued</i>										
<i>Prints and Chintz (III. Q)—</i>										
United Kingdom . . . . .	65,114,232	67,490,992	50,163,652	27,735,054	13,366,661	1,91,26,853	1,83,68,871	1,39,59,154	69,11,762	23,74,408
Ceylon . . . . .	20,280	5,626	2,676	4,332	1,253	9,962	3,205	1,572	1,673	438
Straits Settlements (including Labuan) . . . . .	70,742	59,460	23,988	14,750	13,464	22,454	17,273	13,381	7,836	2,510
Hongkong . . . . .	5,476	--	--	240	--	1,310	--	--	120	--
Other British Possessions . . . . .	910	250	130	3	254	758	114	155	3	89
<b>TOTAL BRITISH EMPIRE</b>	<b>65,211,640</b>	<b>67,556,328</b>	<b>50,195,646</b>	<b>27,754,429</b>	<b>13,381,632</b>	<b>1,91,61,337</b>	<b>1,83,88,968</b>	<b>1,39,73,262</b>	<b>69,21,394</b>	<b>23,77,446</b>
Germany . . . . .	40	--	10,784	98,834	33,910	77	--	5,265	39,531	11,568
Netherlands . . . . .	339	840	1,340	1,364	11,547	245	555	966	1,289	4,944
Belgium . . . . .	500	1,298	6,046	--	--	200	1,426	5,950	--	--
France . . . . .	396	41,870	1,513	2,388	2,009	511	20,238	1,491	1,898	2,375
Switzerland . . . . .	352,857	201,048	160,970	49,034	17,838	1,26,656	83,065	74,543	19,494	6,207
Italy . . . . .	1,600,473	2,589,721	1,274,097	524,781	287,344	4,08,987	5,83,251	2,98,216	93,423	46,622
Austria . . . . .	30	5,060	--	51	--	30	1,994	--	112	--
Persia . . . . .	10	15,846	--	--	6,000	10	3,795	--	--	750
Iraq . . . . .	115	359	5,449	12	25	105	235	2,181	12	50
China (exclusive of Hongkong and Macao) . . . . .	100	43,320	498	9,100	19	25	10,895	311	1,495	8
Japan . . . . .	665,440	3,258,596	5,000,451	3,213,326	6,107,179	1,51,605	7,62,811	10,41,093	5,45,209	3,64,807
United States of America—										
Via Atlantic Coast . . . . .	29,581	11,421	13,610	101	49,274	3,950	1,947	6,789	79	9,045
" Pacific " . . . . .	--	--	--	79	--	--	--	--	25	--
Other Foreign Countries . . . . .	2,269	1,866	357	1,124	30	1,448	835	431	509	50
<b>TOTAL FOREIGN COUNTRIES</b>	<b>2,652,150</b>	<b>6,171,245</b>	<b>6,475,115</b>	<b>3,900,194</b>	<b>6,495,175</b>	<b>6,98,849</b>	<b>14,71,047</b>	<b>14,32,245</b>	<b>7,03,076</b>	<b>9,46,426</b>
<i>Share of Bengal</i> . . . . .	<i>13,331,211</i>	<i>11,614,702</i>	<i>10,629,933</i>	<i>8,276,671</i>	<i>4,223,796</i>	<i>38,44,554</i>	<i>24,02,335</i>	<i>27,12,603</i>	<i>16,71,910</i>	<i>7,88,631</i>
" Bombay . . . . .	<i>49,499,494</i>	<i>51,123,049</i>	<i>38,334,654</i>	<i>16,053,391</i>	<i>11,104,445</i>	<i>1,41,56,367</i>	<i>1,36,44,642</i>	<i>1,00,16,822</i>	<i>38,15,580</i>	<i>22,20,554</i>
" Sind . . . . .	<i>133,716</i>	<i>3,362,737</i>	<i>2,400,161</i>	<i>3,765,923</i>	<i>1,717,733</i>	<i>59,747</i>	<i>11,11,624</i>	<i>7,35,225</i>	<i>9,31,027</i>	<i>3,18,817</i>
" Madras . . . . .	<i>3,929,733</i>	<i>4,628,324</i>	<i>2,556,142</i>	<i>785,529</i>	<i>58,672</i>	<i>13,65,291</i>	<i>14,71,033</i>	<i>8,37,936</i>	<i>2,38,174</i>	<i>15,431</i>
" Burma . . . . .	<i>1,019,636</i>	<i>3,093,761</i>	<i>2,689,321</i>	<i>2,763,104</i>	<i>2,772,111</i>	<i>4,34,227</i>	<i>12,29,326</i>	<i>10,52,921</i>	<i>8,67,779</i>	<i>4,30,448</i>
<b>TOTAL</b>	<b>67,863,790</b>	<b>73,727,573</b>	<b>56,670,761</b>	<b>31,654,623</b>	<b>19,876,807</b>	<b>1,98,60,186</b>	<b>1,98,60,010</b>	<b>1,54,05,507</b>	<b>75,24,470</b>	<b>38,23,871</b>
<i>Saris and Scarves (III. Q)—</i>										
United Kingdom . . . . .	29,839,605	29,849,086	26,307,624	14,050,173	7,353,919	1,05,45,361	1,09,56,211	92,94,131	38,10,222	17,85,082
Straits Settlements (including Labuan) . . . . .	3,300	3,301	13,779	--	--	1,105	3,041	5,054	--	--
Ceylon . . . . .	335	7	1,738	320	3,845	359	3	531	125	1,449
Other British Possessions . . . . .	20	357	--	1,400	--	18	255	--	521	--
<b>TOTAL BRITISH EMPIRE</b>	<b>29,843,660</b>	<b>29,857,751</b>	<b>26,321,411</b>	<b>14,051,893</b>	<b>7,357,764</b>	<b>1,05,46,843</b>	<b>1,09,59,510</b>	<b>92,99,716</b>	<b>38,10,868</b>	<b>17,86,531</b>
Italy . . . . .	--	--	--	--	14,543	--	--	--	--	5,739
Japan . . . . .	--	10,416	7,587	497,751	76,744	--	4,807	2,328	1,31,338	19,613
United States of America—										
Via Atlantic Coast . . . . .	10,968	--	5,117	--	--	6,348	--	2,725	--	--
Other Foreign Countries . . . . .	--	190	--	--	--	--	404	--	--	--
<b>TOTAL FOREIGN COUNTRIES</b>	<b>10,968</b>	<b>10,606</b>	<b>12,704</b>	<b>497,751</b>	<b>91,287</b>	<b>6,348</b>	<b>5,211</b>	<b>5,053</b>	<b>1,31,338</b>	<b>25,357</b>
<i>Share of Bengal</i> . . . . .	<i>14,795,503</i>	<i>9,541,337</i>	<i>7,622,547</i>	<i>6,370,063</i>	<i>4,995,446</i>	<i>44,11,742</i>	<i>27,96,804</i>	<i>20,88,944</i>	<i>15,77,671</i>	<i>11,03,974</i>
" Bombay . . . . .	<i>10,532,616</i>	<i>10,132,376</i>	<i>15,348,185</i>	<i>4,965,954</i>	<i>1,266,694</i>	<i>43,87,703</i>	<i>65,43,303</i>	<i>58,91,843</i>	<i>15,66,333</i>	<i>3,70,519</i>
" Sind . . . . .	<i>3,714,900</i>	<i>3,579,418</i>	<i>2,591,096</i>	<i>2,273,467</i>	<i>1,111,220</i>	<i>14,27,075</i>	<i>13,35,923</i>	<i>9,61,294</i>	<i>6,69,423</i>	<i>3,09,077</i>
" Madras . . . . .	<i>480,761</i>	<i>301,311</i>	<i>414,301</i>	<i>57,405</i>	<i>3,845</i>	<i>1,77,717</i>	<i>1,63,615</i>	<i>2,07,784</i>	<i>20,437</i>	<i>1,440</i>
" Burma . . . . .	<i>330,343</i>	<i>293,921</i>	<i>359,716</i>	<i>282,750</i>	<i>71,346</i>	<i>1,43,949</i>	<i>1,24,576</i>	<i>1,64,399</i>	<i>1,08,287</i>	<i>26,869</i>
<b>TOTAL</b>	<b>29,854,623</b>	<b>29,868,357</b>	<b>26,335,845</b>	<b>14,549,644</b>	<b>7,449,051</b>	<b>1,05,53,191</b>	<b>1,09,64,721</b>	<b>93,04,769</b>	<b>39,42,201</b>	<b>18,11,888</b>

## No. 13—continued

ARTICLES, AND COUNTRIES OF CONSIGNMENT; ALSO SHARE OF EACH PROVINCE	QUANTITY					VALUE				
	1927-28	1928-29	1929-30	1930-31	1931-32	1927-28	1928-29	1929-30	1930-31	1931-32
						R	R	R	R	R
Textiles—continued Cotton—continued Manufactures—continued Piecegoods—continued Coloured, Printed or Dyed—contd. Printed goods—continued Sateens (III.Q)—										
	Yards	Yards	Yards	Yards	Yards					
United Kingdom . . . . .	5,417,115	4,224,010	2,809,176	1,328,683	837,677	25,10,344	20,72,258	11,51,704	4,64,906	2,55,304
Other British Possessions . . . . .	1,494	..	..	890	..	801	..	..	314	..
<b>TOTAL BRITISH POSSESSIONS</b>	<b>5,418,609</b>	<b>4,224,010</b>	<b>2,809,176</b>	<b>1,327,582</b>	<b>837,677</b>	<b>25,11,145</b>	<b>20,72,258</b>	<b>11,51,704</b>	<b>4,65,220</b>	<b>2,55,304</b>
Italy . . . . .	16,025	55,609	..	..	..	6,029	14,904	..	..	..
Japan . . . . .	64,153	25,140	46,000	133,296	152,510	29,664	8,874	13,520	40,406	32,290
Other Foreign Countries . . . . .	..	1,259	622	708	..	..	1,010	850	625	..
<b>TOTAL FOREIGN COUNTRIES</b>	<b>80,178</b>	<b>82,008</b>	<b>46,622</b>	<b>134,004</b>	<b>152,510</b>	<b>35,693</b>	<b>24,688</b>	<b>18,870</b>	<b>41,031</b>	<b>32,290</b>
Share of Bengal . . . . .	667,142	756,661	552,552	274,219	196,327	2,97,379	3,77,782	2,44,376	81,417	68,220
" Bombay . . . . .	1,607,317	1,576,545	1,327,375	673,441	36,702	6,98,724	7,73,073	5,51,400	2,10,331	11,577
" Sind . . . . .	2,159,749	836,442	554,644	150,590	709,569	3,24,320	3,51,769	2,43,158	61,443	1,85,637
" Madras . . . . .	94,458	590,043	621	1,229	..	45,918	2,59,827	424	537	..
" Burma . . . . .	1,070,123	548,327	220,606	363,107	47,539	680,497	3,34,495	1,21,308	1,52,573	32,250
<b>TOTAL</b>	<b>5,498,787</b>	<b>4,306,018</b>	<b>2,655,798</b>	<b>1,461,586</b>	<b>990,187</b>	<b>25,46,838</b>	<b>20,96,946</b>	<b>11,65,664</b>	<b>5,06,251</b>	<b>2,87,684</b>
Shirtings (III.Q)—										
	Yards	Yards	Yards	Yards	Yards					
United Kingdom . . . . .	25,485,489	25,276,625	17,319,247	10,176,976	15,878,043	83,33,641	74,43,784	49,01,658	26,41,208	36,04,718
Ceylon . . . . .	..	..	..	20	..	..	..	..	20	..
Straits Settlements (including Labuan) . . . . .	1,981	30,551	17,486	603	3,183	1,207	10,896	6,941	208	1,881
Hongkong . . . . .	2,786	..	5,013	12,000	..	686	..	2,508	3,320	..
<b>TOTAL BRITISH EMPIRE</b>	<b>25,490,266</b>	<b>25,316,176</b>	<b>17,341,746</b>	<b>10,189,599</b>	<b>15,876,226</b>	<b>83,35,484</b>	<b>74,54,680</b>	<b>49,11,105</b>	<b>26,44,846</b>	<b>36,06,099</b>
Germany . . . . .	..	5,508	2,262	3,538	..	..	2,019	1,611	1,132	..
Netherlands . . . . .	41,881	215,218	..	3,447	..	15,589	75,570	..	3,421	..
Belgium . . . . .	..	..	..	5,459	7,322	..	..	..	2,401	1,281
France . . . . .	69	8,183	2,223	3,979	354	84	3,664	1,301	1,671	113
Switzerland . . . . .	2,104	7,762	..	..	..	663	3,459	..	..	..
Italy . . . . .	6,59,499	604,066	422,179	117,649	156,631	1,72,088	1,76,940	1,14,137	26,116	31,263
Czechoslovakia . . . . .	20,153	31,320	7,482	..	9,653	6,374	11,247	2,282	..	2,967
Iraq . . . . .	6,343	..	..	..	..	1,162	..	..	..	..
Japan . . . . .	2,928,436	6,483,797	13,172,363	10,004,720	20,481,680	7,25,486	15,39,200	28,03,439	18,37,089	29,49,293
United States of America— Via Atlantic Coast . . . . .	12	11,160	..	77	223	18	3,194	..	41	179
Other Foreign Countries . . . . .	..	..	..	..	175	..	..	..	..	181
<b>TOTAL FOREIGN COUNTRIES</b>	<b>3,659,502</b>	<b>7,366,964</b>	<b>13,606,514</b>	<b>10,143,869</b>	<b>20,656,021</b>	<b>9,21,364</b>	<b>18,15,293</b>	<b>29,22,770</b>	<b>18,71,931</b>	<b>29,85,167</b>
Share of Bengal . . . . .	2,523,637	2,085,854	3,407,137	1,933,246	4,639,231	6,73,968	5,54,317	7,32,533	3,34,374	6,25,737
" Bombay . . . . .	1,918,390	4,945,662	7,297,438	4,266,602	3,475,557	5,76,180	13,07,580	16,44,262	8,91,612	12,67,646
" Sind . . . . .	21,417,299	22,123,268	15,314,664	9,114,621	17,331,331	70,46,716	62,67,266	43,23,483	22,71,424	33,90,393
" Madras . . . . .	231,146	614,444	233,555	124,273	..	73,058	1,34,499	80,637	34,964	..
" Burma . . . . .	3,058,236	2,915,173	4,145,416	4,394,726	6,085,523	3,21,928	9,56,311	10,52,955	9,84,403	10,07,490
<b>TOTAL</b>	<b>29,148,703</b>	<b>32,683,140</b>	<b>30,948,260</b>	<b>20,383,468</b>	<b>36,532,247</b>	<b>92,56,848</b>	<b>92,69,973</b>	<b>78,33,875</b>	<b>45,16,777</b>	<b>65,91,266</b>
Twills (III.Q)—										
	Yards	Yards	Yards	Yards	Yards					
United Kingdom . . . . .	8,299,409	6,672,902	3,376,004	1,145,121	950,679	27,24,173	20,44,010	8,51,763	2,39,552	1,97,788
Germany . . . . .	4,216	..	..	..	..	4,409	..	..	..	..
Netherlands . . . . .	..	20,000	..	..	..	..	3,046	..	..	..
Switzerland . . . . .	34,198	..	..	..	8,852	3,443	..	..	..	2,495
Italy . . . . .	6,216,996	10,496,294	7,520,429	2,346,179	2,590,431	15,57,332	25,37,769	17,40,050	4,36,349	4,59,617
Japan . . . . .	870,147	1,380,630	803,530	..	10,800	2,61,879	3,19,366	1,71,037	..	1,903
Other Foreign Countries . . . . .	1	108	..	..	843	1	25	..	..	351
<b>TOTAL FOREIGN COUNTRIES</b>	<b>7,125,558</b>	<b>11,897,032</b>	<b>8,324,009</b>	<b>2,346,179</b>	<b>2,610,976</b>	<b>18,32,004</b>	<b>28,65,706</b>	<b>19,11,087</b>	<b>4,36,849</b>	<b>4,64,366</b>
Share of Bengal . . . . .	1,922,103	929,018	1,003,949	345,057	322,645	6,10,823	2,90,531	2,44,446	70,604	64,736
" Bombay . . . . .	2,784,309	2,411,429	1,622,217	423,343	144,728	9,01,033	7,19,423	4,41,250	33,235	33,973
" Sind . . . . .	10,519,559	14,972,943	3,363,965	2,636,033	3,070,163	29,70,543	23,03,575	20,26,630	6,94,042	5,43,052
" Madras . . . . .	46,630	60,932	23,254	11,494	..	15,939	39,599	7,163	3,532	..
" Burma . . . . .	152,329	195,662	186,623	20,363	24,114	57,339	79,676	43,361	9,433	15,333
<b>TOTAL</b>	<b>15,424,967</b>	<b>18,569,934</b>	<b>11,700,013</b>	<b>3,491,300</b>	<b>3,561,655</b>	<b>45,56,237</b>	<b>49,09,716</b>	<b>27,62,850</b>	<b>6,75,901</b>	<b>6,62,140</b>

GENERAL IMPORTS

( 528 )

No. 13—continued

ARTICLES, AND COUNTRIES OF CONSIGNMENT; ALSO SHARE OF EACH PROVINCE	QUANTITY					VALUE				
	1927-28	1928-29	1929-30	1930-31	1931-32	1927-28	1928-29	1929-30	1930-31	1931-32
<i>Textiles—continued.</i>										
<i>Cotton—continued.</i>										
<i>Manufactures—continued</i>										
<i>Piecegoods—continued</i>										
<i>Coloured, Printed or Dyed—contd.</i>										
<i>Printed goods—continued</i>										
<i>Woven Lungis and Sarongs (III. Q)—</i>	<i>Yards</i>	<i>Yards</i>	<i>Yards</i>	<i>Yards</i>	<i>Yards</i>					
United Kingdom . . . . .	1,848,032	1,456,359	1,143,831	826,241	178,119	6,74,276	6,85,124	5,36,810	1,53,444	77,952
Straits Settlements (including Labuan) . . . . .	2,243,350	1,386,975	1,003,812	360,638	124,276	12,59,663	7,98,578	4,89,895	1,73,521	52,238
<b>TOTAL BRITISH EMPIRE . . . . .</b>	<b>3,591,382</b>	<b>2,843,334</b>	<b>2,147,643</b>	<b>686,879</b>	<b>302,395</b>	<b>19,33,939</b>	<b>14,83,702</b>	<b>10,26,205</b>	<b>3,26,965</b>	<b>1,30,240</b>
Netherlands . . . . .	2,237,974	5,349,525	2,276,597	715,736	484,265	13,27,182	28,81,095	12,07,712	3,41,243	2,04,290
France . . . . .	..	..	..	12,683	..	..	..	..	5,282	..
Switzerland . . . . .	109,356	141,323	45,795	24,527	18,238	54,137	69,977	20,405	10,073	4,084
Japan . . . . .	3,236	..	142,333	173,156	631,488	670	..	57,079	45,548	1,66,324
Other Foreign Countries . . . . .	570	..	..	746	294	465	..	..	562	798
<b>TOTAL FOREIGN COUNTRIES . . . . .</b>	<b>2,351,186</b>	<b>5,490,848</b>	<b>2,464,725</b>	<b>926,848</b>	<b>1,129,285</b>	<b>13,82,454</b>	<b>29,51,072</b>	<b>12,85,196</b>	<b>4,02,708</b>	<b>3,75,491</b>
<i>Share of Bengal . . . . .</i>	..	4,605	1,700	11,681	23,136	..	2,406	794	6,159	7,787
.. Bombay . . . . .	37,118	49,039	..	..	294	3,789	19,660	..	..	793
.. Madras . . . . .	..	4,420	..	..	..	..	1,657	..	..	..
.. Burma . . . . .	4,905,452	8,376,118	4,610,668	1,602,046	1,408,250	33,06,604	44,11,051	23,10,607	7,23,514	4,97,151
<b>TOTAL . . . . .</b>	<b>5,942,568</b>	<b>8,334,182</b>	<b>4,612,868</b>	<b>1,613,727</b>	<b>1,481,680</b>	<b>33,16,393</b>	<b>44,34,774</b>	<b>23,11,401</b>	<b>7,29,673</b>	<b>5,05,781</b>
<i>Unspecified description (III. Q)—</i>	<i>Yards</i>	<i>Yards</i>	<i>Yards</i>	<i>Yards</i>	<i>Yards</i>					
United Kingdom . . . . .	5,497,748	3,223,960	1,508,304	604,164	402,274	19,94,951	11,07,159	4,70,951	2,12,993	1,08,908
Ceylon . . . . .	22,818	4,838	10	..	4,199	10,532	2,427	7	..	1,354
Straits Settlements (including Labuan) . . . . .	81,674	25,067	2,667	3,529	86	41,673	6,461	918	1,331	82
Hongkong . . . . .	14,740	4,769	2,700	12,900	..	6,611	1,192	1,035	3,937	..
Other British Possessions . . . . .	..	55	1,798	80	..	..	30	490	30	..
<b>TOTAL BRITISH EMPIRE . . . . .</b>	<b>5,616,976</b>	<b>3,258,739</b>	<b>1,510,477</b>	<b>620,673</b>	<b>406,559</b>	<b>20,53,772</b>	<b>11,17,269</b>	<b>4,73,401</b>	<b>2,18,341</b>	<b>1,10,294</b>
Germany . . . . .	463,522	262,655	161,559	51,297	144	1,92,331	99,274	59,740	14,410	218
Netherlands . . . . .	75,427	27,423	8,958	449	..	34,665	13,429	3,184	418	..
Belgium . . . . .	..	4,785	1,179	18	..	..	1,911	1,431	10	..
France . . . . .	5,817	975	568	1,297	1,957	5,505	813	413	665	1,177
Switzerland . . . . .	20,369	2,307	4,630	..	..	7,122	1,478	2,243	..	..
Italy . . . . .	430,502	752,973	74,461	103,235	8,200	1,07,998	1,96,811	21,627	18,134	2,107
Austria . . . . .	14,457	..	..	549	..	5,227	..	..	429	..
Czechoslovakia . . . . .	9,313	..	53,897	1,117	..	3,175	..	19,982	1,396	..
Iraq . . . . .	400	3,025	6,324	6,991	2,453	150	1,476	3,240	3,359	1,084
China (excluding Hongkong and Macao) . . . . .	4,900	12,000	..	..	..	1,425	2,811	..	..	..
Japan . . . . .	836,832	643,753	247,072	105,936	188,566	1,98,409	1,27,030	54,073	88,700	1,19,498
United States of America—										
<i>7th Atlantic Coast . . . . .</i>	70,446	43,021	55,471	1,007	83	25,415	22,969	26,622	547	74
<i>Other Foreign Countries . . . . .</i>	..	450	4,228	1,135	1,321	..	400	1,263	490	663
<b>TOTAL FOREIGN COUNTRIES . . . . .</b>	<b>1,987,935</b>	<b>1,753,967</b>	<b>618,397</b>	<b>273,081</b>	<b>202,724</b>	<b>5,81,422</b>	<b>4,58,402</b>	<b>1,93,823</b>	<b>1,23,558</b>	<b>1,24,776</b>
<i>Share of Bengal . . . . .</i>	3,190,867	2,385,339	839,079	443,753	383,935	10,20,927	7,77,066	2,89,195	1,40,622	92,955
.. Bombay . . . . .	1,741,670	1,252,699	794,092	174,335	39,530	5,32,955	3,49,112	1,83,712	47,281	13,994
.. Sind . . . . .	73,320	90,019	174,328	22,704	6,244	29,165	53,034	84,714	11,954	3,176
.. Madras . . . . .	36,402	7,342	13,813	35,442	7,323	22,070	4,593	10,305	15,613	2,771
.. Burma . . . . .	2,556,751	1,276,767	306,562	217,470	167,201	10,30,077	3,91,868	99,293	1,31,429	1,17,074
<b>TOTAL . . . . .</b>	<b>7,804,010</b>	<b>5,012,706</b>	<b>2,123,874</b>	<b>893,754</b>	<b>609,283</b>	<b>23,35,194</b>	<b>15,75,671</b>	<b>6,67,224</b>	<b>3,46,899</b>	<b>2,35,070</b>



No. 13—continued

ARTICLES, AND COUNTRIES OF CONSIGNMENT; ALSO SHARE OF EACH PROVINCE	QUANTITY					VALUE				
	1927-28	1928-29	1929-30	1930-31	1931-32	1927-28	1928-29	1929-30	1930-31	1931-32
ARTICLES—continued						R	R	R	R	R
WTOH—continued										
Manufactures—continued										
Piecegoods—continued										
Coloured, Printed, or Dyed—contd										
Printed goods—concluded										
<b>Total Printed Goods—</b>	<b>Yards</b>	<b>Yards</b>	<b>Yards</b>	<b>Yards</b>	<b>Yards</b>					
United Kingdom . . . . .	189,801,097	176,104,197	130,557,386	70,889,172	50,876,472	6,08,93,246	5,44,25,148	4,03,18,051	1,83,77,898	1,21,25,813
Aden and Dependencies . . . . .	..	2,447	178	..	..	..	1,240	105	..	..
Ceylon . . . . .	43,983	10,521	4,624	6,821	9,347	20,853	5,635	2,110	2,412	3,291
Straits Settlements (including Labuan) . . . . .	2,796,133	1,621,148	1,118,459	380,306	143,454	14,86,524	8,73,778	5,36,024	1,83,415	57,021
Hongkong . . . . .	23,002	4,769	11,313	60,240	..	8,557	1,192	4,441	16,737	..
Kenya Colony . . . . .	347	..	20,950	9,408	4,500	292	..	4,862	2,217	720
Other British Possessions . . . . .	583	662	4,190	1,624	254	484	309	1,344	651	89
<b>TOTAL BRITISH EMPIRE</b>	<b>192,665,095</b>	<b>176,748,744</b>	<b>131,717,100</b>	<b>71,347,566</b>	<b>51,034,027</b>	<b>6,24,09,956</b>	<b>5,53,07,392</b>	<b>4,08,66,937</b>	<b>1,90,83,330</b>	<b>1,21,86,034</b>
Germany . . . . .	870,945	593,962	283,104	165,998	86,179	3,93,329	2,60,385	1,17,839	60,312	13,625
Netherlands . . . . .	2,717,139	6,486,170	3,127,233	1,233,525	969,477	14,99,581	33,61,508	15,88,511	5,51,022	3,62,179
Belgium . . . . .	275,578	82,507	7,225	5,477	7,322	1,20,526	41,806	7,390	2,471	1,281
France . . . . .	10,782	108,508	31,127	21,360	6,531	7,367	60,856	10,570	10,238	5,216
Switzerland . . . . .	612,686	435,336	221,363	75,061	47,842	2,43,750	2,00,147	1,05,299	30,669	15,218
Italy . . . . .	15,940,131	23,463,490	11,655,837	3,694,255	4,034,325	40,94,068	57,70,080	27,53,927	6,93,262	7,18,662
Austria . . . . .	58,202	5,060	2,520	600	..	24,503	1,994	2,216	541	..
Czechoslovakia . . . . .	29,466	31,320	61,379	1,117	11,038	9,549	11,247	22,264	1,306	4,059
Iraq . . . . .	6,863	3,384	11,773	7,003	2,478	1,417	1,711	5,421	3,871	1,084
Persia . . . . .	10	15,846	5,465	414	6,205	10	3,795	2,013	172	847
Siam . . . . .	2,082	2,433	1,134	1,223	..	1,408	1,480	1,083	783	..
China (exclusive of Hongkong and Macao) . . . . .	5,207	77,100	42,380	9,230	19	1,698	22,307	12,368	1,568	8
Japan . . . . .	21,858,249	36,028,903	52,549,109	29,872,002	48,540,356	63,80,995	89,21,405	1,20,59,142	55,40,844	74,83,254
United States of America— " <i>Atlantic Coast</i> . . . . .	289,614	325,090	224,247	5,057	213,945	1,36,090	1,41,199	97,049	2,287	46,610
" <i>Pacific</i> " . . . . .	..	..	..	79	..	..	..	..	25	..
Other Foreign Countries . . . . .	1,185	958	1,930	1,294	1,321	890	625	1,191	599	752
<b>TOTAL FOREIGN COUNTRIES</b>	<b>42,678,139</b>	<b>67,660,126</b>	<b>68,226,326</b>	<b>35,143,695</b>	<b>53,873,138</b>	<b>1,20,24,181</b>	<b>1,88,00,546</b>	<b>1,67,92,238</b>	<b>70,00,465</b>	<b>86,52,795</b>
<i>Share of Bengal</i> . . . . .	49,427,238	39,752,657	34,154,712	26,122,951	22,079,414	1,46,47,171	1,02,65,762	88,19,125	53,33,787	39,94,942
" <i>Bombay</i> . . . . .	89,387,314	100,209,960	88,982,129	32,930,047	27,669,530	2,32,41,688	2,99,91,116	2,52,22,037	31,47,584	30,94,181
" <i>Sind</i> . . . . .	63,614,041	65,785,021	45,879,526	26,220,480	33,792,560	1,92,53,371	1,81,54,381	1,22,40,069	61,55,978	70,17,568
" <i>Madras</i> . . . . .	6,489,393	7,913,716	4,885,374	1,389,427	133,268	23,35,096	27,86,174	16,59,945	4,24,367	32,346
" <i>Burma</i> . . . . .	25,925,248	30,742,516	26,040,685	19,778,356	21,237,393	1,09,33,311	1,29,10,504	97,18,049	59,61,579	47,00,192
<b>TOTAL</b>	<b>235,343,234</b>	<b>244,403,870</b>	<b>199,942,026</b>	<b>106,491,261</b>	<b>104,912,165</b>	<b>7,58,34,137</b>	<b>7,41,07,937</b>	<b>5,76,50,225</b>	<b>2,60,83,795</b>	<b>2,08,39,729</b>
<b>Dyed Goods—</b>										
Cambrics, including Madapol- lams, Muslins, Mulls and Jaconets (III. Q)—	<b>Yards</b>	<b>Yards</b>	<b>Yards</b>	<b>Yards</b>	<b>Yards</b>					
United Kingdom . . . . .	20,640,832	22,061,224	19,478,564	11,068,487	12,560,762	60,84,579	63,85,047	56,41,094	26,12,456	26,77,549
Straits Settlements (including Labuan) . . . . .	14,358	7,852	5,242	1,690	3,217	5,630	3,306	2,328	888	1,351
Other British Possessions . . . . .	10	1,325	..	55	54	12	002	..	18	24
<b>TOTAL BRITISH EMPIRE</b>	<b>20,655,200</b>	<b>22,070,401</b>	<b>19,483,806</b>	<b>11,070,232</b>	<b>12,564,033</b>	<b>60,90,221</b>	<b>63,88,055</b>	<b>56,43,022</b>	<b>20,13,362</b>	<b>26,78,924</b>

GENERAL IMPORTS

ARTICLES, AND COUNTRIES OF CONSIGNMENT; ALSO SHARE OF EACH PROVINCE	QUANTITY					VALUE				
	1927-28	1928-29	1929-30	1930-31	1931-32	1927-28	1928-29	1929-30	1930-31	1931-32
	Yards	Yards	Yards	Yards	Yards	₹	₹	₹	₹	₹
<b>TEXTILES—continued</b>										
<b>COTTON—continued</b>										
<i>Manufactures—continued</i>										
<i>Piecegoods—continued</i>										
<i>Coloured, Printed or Dyed—contd.</i>										
<i>Dyed Goods—continued</i>										
<i>Cambrics, including Madapolams, Muslins, Mulls and Jaconets (III. Q)—continued</i>										
Germany . . . . .	38,831	19,036	2,490	2,943	4,795	21,272	10,941	3,651	2,364	2,6
Netherlands . . . . .	435,947	490,528	687,976	427,974	265,061	2,36,214	2,78,055	3,74,544	1,69,951	82,3
Belgium . . . . .	..	41,728	1,067	..	1,200	..	23,599	931	..	5
France . . . . .	3,888	90,360	1,868	10,278	132,355	3,996	39,980	1,938	6,719	55,4
Switzerland . . . . .	984,334	979,968	618,240	379,524	1,453,482	7,69,380	6,91,918	3,87,780	1,99,845	6,15,8
Italy . . . . .	431,728	265,429	356,327	58,167	331,853	2,32,487	1,48,758	1,71,669	10,994	1,59,2
Austria . . . . .	152,311	230,166	90,304	114,925	53,047	1,40,317	1,11,369	54,786	29,240	25,4
Czechoslovakia . . . . .	17,283	3,196	6,614	..	..	16,608	3,044	5,139	..	..
Iraq . . . . .	..	20	..	..	10,729	..	10	..	..	2,8
Persia . . . . .	100	7,812	..	15,236	..	36	2,377	..	2,042	..
Japan . . . . .	49,386	35,861	29,830	75,424	11,365	29,542	6,914	5,356	12,966	1,71
United States of America— Via Atlantic Coast	1,085,855	3,136,159	5,653,695	2,639,391	1,398,059	4,80,865	14,35,124	22,02,481	9,12,065	3,45,14
Other Foreign Countries	901	2,095	..	592	25	412	425	..	123	..
<b>TOTAL FOREIGN COUNTRIES</b>	<b>3,200,259</b>	<b>5,322,403</b>	<b>7,454,411</b>	<b>3,724,454</b>	<b>3,662,871</b>	<b>19,31,029</b>	<b>27,42,509</b>	<b>32,08,225</b>	<b>12,56,209</b>	<b>12,90,68</b>
<i>Share of Bengal . . . . .</i>	<i>2,307,209</i>	<i>3,053,938</i>	<i>3,066,553</i>	<i>2,213,973</i>	<i>3,672,960</i>	<i>9,12,884</i>	<i>10,95,314</i>	<i>11,24,707</i>	<i>6,42,598</i>	<i>9,21,79</i>
<i>" Bombay . . . . .</i>	<i>13,115,658</i>	<i>14,060,127</i>	<i>12,362,013</i>	<i>5,158,907</i>	<i>5,349,552</i>	<i>41,36,215</i>	<i>48,64,067</i>	<i>43,01,329</i>	<i>13,35,304</i>	<i>15,06,37</i>
<i>" Sind . . . . .</i>	<i>5,712,937</i>	<i>7,913,902</i>	<i>7,078,075</i>	<i>4,663,647</i>	<i>5,244,887</i>	<i>21,16,196</i>	<i>23,08,992</i>	<i>21,00,251</i>	<i>11,65,161</i>	<i>10,98,39</i>
<i>" Madras . . . . .</i>	<i>1,010,969</i>	<i>1,561,776</i>	<i>2,049,378</i>	<i>1,977,542</i>	<i>1,633,947</i>	<i>3,25,801</i>	<i>5,19,352</i>	<i>6,55,365</i>	<i>4,95,675</i>	<i>3,55,11</i>
<i>" Burma . . . . .</i>	<i>1,203,686</i>	<i>803,061</i>	<i>1,882,198</i>	<i>780,617</i>	<i>325,558</i>	<i>5,30,954</i>	<i>3,43,739</i>	<i>6,69,995</i>	<i>2,30,833</i>	<i>87,93</i>
<b>TOTAL</b>	<b>23,855,450</b>	<b>27,302,804</b>	<b>26,938,217</b>	<b>14,794,686</b>	<b>16,226,904</b>	<b>80,21,850</b>	<b>91,31,464</b>	<b>88,52,147</b>	<b>38,69,571</b>	<b>30,69,61</b>
<b>Chadars (III. Q)—</b>	<b>Yards</b>	<b>Yards</b>	<b>Yards</b>	<b>Yards</b>	<b>Yards</b>					
United Kingdom . . . . .	67,586	6,048	..	..	..	32,670	1,057	..	..	..
Other British Possessions	..	4	439	..	..	..	4	800	..	..
<b>TOTAL BRITISH EMPIRE</b>	<b>67,586</b>	<b>6,052</b>	<b>439</b>	<b>..</b>	<b>..</b>	<b>32,670</b>	<b>1,061</b>	<b>800</b>	<b>..</b>	<b>..</b>
<i>Share of Bengal . . . . .</i>	<i>65,911</i>	<i>..</i>	<i>..</i>	<i>..</i>	<i>..</i>	<i>31,595</i>	<i>..</i>	<i>..</i>	<i>..</i>	<i>..</i>
<i>" Bombay . . . . .</i>	<i>1,075</i>	<i>6,048</i>	<i>..</i>	<i>..</i>	<i>..</i>	<i>1,075</i>	<i>1,057</i>	<i>..</i>	<i>..</i>	<i>..</i>
<i>" Sind . . . . .</i>	<i>..</i>	<i>..</i>	<i>439</i>	<i>..</i>	<i>..</i>	<i>..</i>	<i>..</i>	<i>800</i>	<i>..</i>	<i>..</i>
<i>" Madras . . . . .</i>	<i>..</i>	<i>4</i>	<i>..</i>	<i>..</i>	<i>..</i>	<i>..</i>	<i>4</i>	<i>..</i>	<i>..</i>	<i>..</i>
<b>TOTAL</b>	<b>67,586</b>	<b>6,052</b>	<b>439</b>	<b>..</b>	<b>..</b>	<b>32,670</b>	<b>1,061</b>	<b>800</b>	<b>..</b>	<b>..</b>
<b>Checks, Spots and Stripes (III. Q)</b>	<b>Yards</b>	<b>Yards</b>	<b>Yards</b>	<b>Yards</b>	<b>Yards</b>					
United Kingdom . . . . .	8,205,748	9,251,850	10,419,025	4,062,770	1,751,192	46,98,904	51,50,827	47,24,949	15,84,673	5,93,976
Straits Settlements (including Labuan) . . . . .	3,399	3,425	227	..	350	1,395	1,770	155	..	411
New South Wales . . . . .	..	..	..	..	34	..	..	..	..	110
Tasmania Australian Commonwealth (Total) . . . . .	..	..	..	1,335	..	..	..	..	1,252	..
Other British Possessions	108	23	47	..	307	181	20	108	..	183
<b>TOTAL BRITISH EMPIRE</b>	<b>8,209,255</b>	<b>9,255,304</b>	<b>10,419,299</b>	<b>4,064,105</b>	<b>1,751,889</b>	<b>47,00,520</b>	<b>51,52,617</b>	<b>47,25,212</b>	<b>15,85,925</b>	<b>5,94,360</b>
Germany . . . . .	5,509	45,559	10,376	6,467	..	2,641	19,784	5,052	3,856	..
Netherlands . . . . .	..	..	14,339	44,141	8,122	..	..	8,255	26,126	5,429
Belgium . . . . .	17,235	41,686	1,320	..	..	18,299	23,202	662	..	..
France . . . . .	..	12,624	4,082	85	166	..	10,201	2,844	48	161
Switzerland . . . . .	32,410	406,257	357,678	..	17,535	24,305	3,88,259	2,57,637	..	6,672
Italy . . . . .	1,82,055	79,631	107,580	19,236	62,975	89,220	48,384	67,871	7,610	44,224
Austria . . . . .	..	543	69,803	10,843	..	..	443	23,075	6,199	..
Czechoslovakia . . . . .	..	..	6,727	..	..	..	..	5,279	..	..
Iraq . . . . .	..	..	648	..	..	..	..	1,168	..	..
Japan . . . . .	1,173,584	936,221	413,075	438,611	360,905	3,86,016	3,27,219	1,25,818	1,12,410	83,179
China (exclusive of Hongkong and Macao)	..	299	1,400	..	..	..	..	1,330	..	..
United States of America— Via Atlantic Coast	113,961	14,890	..	..	131	46,160	6,194	..	..	185
Other Foreign Countries	..	..	547	36	156	..	224	234	25	78
<b>TOTAL FOREIGN COUNTRIES</b>	<b>1,525,363</b>	<b>1,537,710</b>	<b>983,070</b>	<b>519,410</b>	<b>449,990</b>	<b>5,66,041</b>	<b>8,23,010</b>	<b>4,98,725</b>	<b>1,55,774</b>	<b>1,42,928</b>
<i>Share of Bengal . . . . .</i>	<i>1,369,277</i>	<i>1,519,800</i>	<i>1,245,924</i>	<i>1,287,907</i>	<i>630,042</i>	<i>6,78,868</i>	<i>7,65,195</i>	<i>6,35,889</i>	<i>4,21,116</i>	<i>1,79,221</i>
<i>" Bombay . . . . .</i>	<i>4,175,976</i>	<i>4,599,715</i>	<i>5,110,923</i>	<i>1,323,442</i>	<i>699,580</i>	<i>27,06,792</i>	<i>29,41,578</i>	<i>25,28,984</i>	<i>6,71,020</i>	<i>3,13,099</i>
<i>" Sind . . . . .</i>	<i>725,132</i>	<i>619,908</i>	<i>719,526</i>	<i>33,344</i>	<i>85,221</i>	<i>2,80,768</i>	<i>2,02,220</i>	<i>2,84,555</i>	<i>11,399</i>	<i>17,566</i>
<i>" Madras . . . . .</i>	<i>180,519</i>	<i>270,377</i>	<i>370,884</i>	<i>436,011</i>	<i>281,316</i>	<i>33,728</i>	<i>1,47,151</i>	<i>1,83,395</i>	<i>1,82,128</i>	<i>73,289</i>
<i>" Burma . . . . .</i>	<i>3,373,714</i>	<i>3,782,714</i>	<i>3,961,012</i>	<i>1,502,320</i>	<i>505,314</i>	<i>15,17,005</i>	<i>19,20,383</i>	<i>15,91,114</i>	<i>5,56,037</i>	<i>1,63,823</i>
<b>TOTAL</b>	<b>9,824,618</b>	<b>10,793,014</b>	<b>11,407,369</b>	<b>4,583,524</b>	<b>2,201,873</b>	<b>52,67,161</b>	<b>59,76,527</b>	<b>52,28,937</b>	<b>17,41,699</b>	<b>7,37,288</b>

No. 13—continued

ARTICLES, AND COUNTRIES OF CONSIGNMENT; ALSO SHARE OF EACH PROVINCE	QUANTITY					VALUE				
	1927-28	1928-29	1929-30	1930-31	1931-32	1927-28	1928-29	1929-30	1930-31	1931-32
<i>Textiles—continued</i>						R	R	R	R	R
<i>Cotton—continued</i>										
<i>Manufactures—continued</i>										
<i>Piece goods—continued</i>										
<i>Coloured, Printed, or Dyed— Continued</i>										
<i>Dyed goods—continued</i>										
<i>Dhuties (III. Q)—</i>	Yards	Yards	Yards	Yards	Yards					
United Kingdom . . . . .	115,769	83,240	248,627	39,194	69,127	32,422	25,627	62,863	10,089	14,124
Other British Possessions . . . . .	..	592	..	..	..	..	321	..	..	..
<b>TOTAL BRITISH EMPIRE</b>	<b>115,769</b>	<b>83,832</b>	<b>248,627</b>	<b>39,194</b>	<b>69,127</b>	<b>32,422</b>	<b>25,948</b>	<b>62,863</b>	<b>10,089</b>	<b>14,124</b>
<b>TOTAL FOREIGN COUNTRIES</b>	<b>..</b>	<b>752</b>	<b>..</b>	<b>..</b>	<b>..</b>	<b>..</b>	<b>806</b>	<b>..</b>	<b>..</b>	<b>..</b>
<i>Share of Bengal</i> . . . . .	..	..	..	..	34,436	..	..	..	..	7,139
" <i>Bombay</i> . . . . .	11,211	13,106	189,939	..	..	4,983	4,908	44,176	..	..
" <i>Madras</i> . . . . .	19,578	58,868	31,924	23,326	11,396	6,589	19,155	11,937	7,599	3,491
" <i>Burma</i> . . . . .	84,980	12,610	35,764	15,868	23,295	20,850	2,691	6,750	2,490	3,494
<b>TOTAL</b>	<b>115,769</b>	<b>84,584</b>	<b>248,627</b>	<b>39,194</b>	<b>69,127</b>	<b>32,422</b>	<b>26,754</b>	<b>62,863</b>	<b>10,089</b>	<b>14,124</b>
<i>Drills and Jeans (III. Q)—</i>	Yards	Yards	Yards	Yards	Yards					
United Kingdom . . . . .	2,675,604	3,075,217	2,760,585	2,585,196	2,184,127	13,67,694	14,55,767	14,27,353	11,61,159	7,81,129
Ceylon . . . . .	451	5,091	..	12,000	..	189	931	..	1,838	..
Straits Settlements (including Labuan) . . . . .	3,880	2,332	..	2,025	..	1,345	1,441	..	1,411	..
Hongkong . . . . .	49,490	4,500	..	..	..	18,169	1,892	..	..	..
<b>TOTAL BRITISH EMPIRE</b>	<b>2,729,425</b>	<b>3,087,140</b>	<b>2,760,585</b>	<b>2,599,221</b>	<b>2,184,127</b>	<b>13,87,347</b>	<b>14,60,031</b>	<b>14,27,353</b>	<b>11,64,408</b>	<b>7,81,129</b>
<i>Germany</i> . . . . .	..	11,108	1,800	108	1,199	..	8,997	918	324	1,795
<i>Netherlands</i> . . . . .	223,459	92,400	84,030	54,158	12,000	63,054	33,541	31,314	17,467	2,314
<i>Italy</i> . . . . .	45,009	54,505	107,998	2,132	..	16,541	17,904	42,191	1,186	..
<i>Czechoslovakia</i> . . . . .	768	..	..	..	..	1,254	..	..	..	..
<i>China (exclusive of Hongkong and Macao)</i> . . . . .	2,064	..	..	..	800	1,046	..	..	..	187
<i>Japan</i> . . . . .	7,318,815	4,145,933	6,033,527	4,813,178	6,071,530	23,14,542	13,44,566	17,47,691	10,86,338	12,04,509
<i>United States of America—</i>										
" <i>Via Atlantic Coast</i> . . . . .	17,420	35,652	67,201	..	..	7,391	15,047	25,542	..	..
" <i>Other Foreign Countries</i> . . . . .	50	..	..	20	1,680	15	..	..	20	820
<b>TOTAL FOREIGN COUNTRIES</b>	<b>7,607,585</b>	<b>4,339,593</b>	<b>6,294,556</b>	<b>4,869,596</b>	<b>6,087,218</b>	<b>24,03,843</b>	<b>14,19,995</b>	<b>18,47,656</b>	<b>11,05,832</b>	<b>12,09,125</b>
<i>Share of Bengal</i> . . . . .	123,770	246,047	636,342	1,149,279	2,671,772	49,184	75,022	2,20,865	2,69,770	5,51,267
" <i>Bombay</i> . . . . .	2,224,790	2,699,313	2,916,443	2,014,138	1,974,710	11,77,500	12,90,792	14,16,704	9,39,426	6,30,827
" <i>Strat</i> . . . . .	335,160	579,253	229,735	223,490	130,208	1,16,434	1,79,893	79,295	53,280	70,496
" <i>Madras</i> . . . . .	223,538	519,950	440,067	935,589	371,453	85,726	1,96,694	1,28,018	2,44,446	1,20,124
" <i>Burma</i> . . . . .	7,424,752	3,382,179	4,832,554	3,166,321	2,873,202	23,62,340	11,37,625	14,30,127	7,62,813	5,67,540
<b>TOTAL</b>	<b>10,337,010</b>	<b>7,426,783</b>	<b>9,055,141</b>	<b>7,468,817</b>	<b>8,221,345</b>	<b>37,91,190</b>	<b>28,80,026</b>	<b>32,75,009</b>	<b>22,69,735</b>	<b>19,40,254</b>

GENERAL IMPORTS

( 532 )

No. 13—continued

ARTICLES, AND COUNTRIES OF CONSIGNMENT; ALSO SHARE OF EACH PROVINCE	QUANTITY					VALUE				
	1927-28	1928-29	1929-30	1930-31	1931-32	1927-28	1928-29	1929-30	1930-31	1931-32
<i>Textiles—continued</i>						R	R	R	R	R
<i>Cotton—continued</i>										
<i>Manufactures—continued</i>										
<i>Piece goods—continued</i>										
<i>Coloured, Printed, or Dyed—continued</i>										
<i>Dyed goods—continued</i>										
Flannel and Flannelettes (III. Q)—	Yards	Yards	Yards	Yards	Yards					
United Kingdom . . . . .	47,803	149,703	222,425	17,768	288,631	17,921	50,704	74,844	8,000	55,357
Hongkong . . . . .	10,800	..	4,500	18,000	..	3,273	..	1,406	4,500	..
Other British Possessions . . . . .	12	..	..	..	614	15	..	..	..	116
<b>TOTAL BRITISH EMPIRE</b>	<b>58,615</b>	<b>149,703</b>	<b>226,925</b>	<b>35,768</b>	<b>289,245</b>	<b>21,209</b>	<b>50,704</b>	<b>76,250</b>	<b>12,500</b>	<b>55,473</b>
Germany . . . . .	31,884	14,362	9,488	410	3,167	29,987	14,950	8,742	892	1,971
Netherlands . . . . .	..	..	..	1,419	..	..	..	..	1,108	..
Belgium . . . . .	..	..	..	..	2,871	..	..	..	..	1,139
Italy . . . . .	224,993	1,744,920	334,672	258,139	29,893	87,135	5,59,654	1,23,777	55,141	6,634
Japan . . . . .	4,101,857	2,395,865	2,562,243	2,367,857	4,538,599	10,68,652	6,37,857	6,45,470	4,37,724	8,25,936
Other Foreign Countries . . . . .	12	..	..	75	75	10	..	..	75	50
<b>TOTAL FOREIGN COUNTRIES</b>	<b>4,358,746</b>	<b>4,155,156</b>	<b>2,956,403</b>	<b>2,627,900</b>	<b>4,574,605</b>	<b>11,85,784</b>	<b>12,12,461</b>	<b>7,77,989</b>	<b>4,04,040</b>	<b>8,35,780</b>
<i>Share of Bengal</i> . . . . .	<i>460,692</i>	<i>435,220</i>	<i>659,766</i>	<i>959,231</i>	<i>2,322,942</i>	<i>1,24,164</i>	<i>1,22,589</i>	<i>1,67,393</i>	<i>1,75,342</i>	<i>4,26,019</i>
„ <i>Bombay</i> . . . . .	<i>1,323,574</i>	<i>1,606,691</i>	<i>1,436,993</i>	<i>412,738</i>	<i>1,110,143</i>	<i>3,80,398</i>	<i>4,36,629</i>	<i>3,86,003</i>	<i>86,928</i>	<i>2,03,260</i>
„ <i>Sind</i> . . . . .	<i>228,265</i>	<i>1,710,225</i>	<i>310,942</i>	<i>463,776</i>	<i>669,327</i>	<i>69,347</i>	<i>5,36,547</i>	<i>90,876</i>	<i>94,658</i>	<i>1,19,725</i>
„ <i>Madras</i> . . . . .	<i>1,579</i>	<i>1,159</i>	<i>124,400</i>	<i>23,320</i>	<i>10</i>	<i>917</i>	<i>644</i>	<i>32,746</i>	<i>5,173</i>	<i>45</i>
„ <i>Burma</i> . . . . .	<i>2,403,261</i>	<i>561,564</i>	<i>601,227</i>	<i>799,103</i>	<i>741,428</i>	<i>6,32,167</i>	<i>1,66,756</i>	<i>1,77,221</i>	<i>1,44,899</i>	<i>1,32,154</i>
<b>TOTAL</b>	<b>4,417,361</b>	<b>4,304,859</b>	<b>3,183,328</b>	<b>2,663,668</b>	<b>4,843,850</b>	<b>12,06,993</b>	<b>12,63,165</b>	<b>8,54,239</b>	<b>5,07,500</b>	<b>8,91,203</b>
<i>Italian Cloth and Satens (III. Q)—</i>	Yards	Yards	Yards	Yards	Yards					
United Kingdom . . . . .	23,726,710	27,017,478	16,211,073	9,029,577	10,764,890	1,01,14,048	1,10,79,493	62,14,321	31,48,609	31,74,654
Straits Settlements (including Labuan) . . . . .	29,595	34,846	11,935	4,904	..	13,005	17,110	5,968	2,445	..
Hongkong . . . . .	18,712	1,204	21,690	1,030	..	11,163	1,204	16,290	515	..
Kenya Colony . . . . .	2,082	..	..	..	..	1,055	..	..	..	..
Other British Possessions . . . . .	768	18	..	..	..	730	10	..	..	..
<b>TOTAL BRITISH EMPIRE</b>	<b>23,777,867</b>	<b>27,053,546</b>	<b>16,244,698</b>	<b>9,035,511</b>	<b>10,764,890</b>	<b>1,01,40,001</b>	<b>1,10,97,817</b>	<b>62,36,579</b>	<b>31,51,569</b>	<b>31,74,654</b>
Sweden . . . . .	..	4,040	..	..	..	..	1,550	..	..	..
Germany . . . . .	..	5,328	..	463	7,393	..	3,153	..	274	3,690
Netherlands . . . . .	..	5,000	23,661	..	..	..	3,137	14,066	..	..
Belgium . . . . .	..	..	2,033	..	..	..	..	1,201	..	..
France . . . . .	..	4,385	..	..	417	..	2,892	..	..	320
Switzerland . . . . .	1,896	..	..	20,329	3,427	1,094	..	..	9,786	1,150
Italy . . . . .	500,718	786,985	1,001,891	755,511	938,950	2,69,665	3,91,587	4,75,115	2,55,930	2,82,589
Austria . . . . .	..	..	5,892	64,029	22,270	..	..	3,573	24,503	3,189
Greece . . . . .	..	..	..	..	6,934	..	..	..	..	2,905
Persia . . . . .	..	917	..	..	8,388	..	552	..	..	4,587
China (exclusive of Hongkong and Macao) . . . . .	26,400	..	..	..	..	3,176	..	..	..	..
Japan . . . . .	368,204	248,074	526,384	312,678	474,882	1,39,573	93,065	1,58,679	1,02,825	1,10,857
United States of America—										
<i>Vid Atlantic Coast</i> . . . . .	2	3,612	..	97	..	3	1,220	..	71	..
Other Foreign Countries . . . . .	..	1,175	..	..	..	..	1,985	..	..	..
<b>TOTAL FOREIGN COUNTRIES</b>	<b>897,220</b>	<b>1,060,666</b>	<b>1,559,861</b>	<b>1,153,107</b>	<b>1,462,661</b>	<b>4,18,511</b>	<b>4,97,650</b>	<b>6,47,634</b>	<b>3,93,389</b>	<b>4,14,293</b>
<i>Share of Bengal</i> . . . . .	<i>4,149,931</i>	<i>4,462,625</i>	<i>5,199,399</i>	<i>2,769,731</i>	<i>3,314,467</i>	<i>17,55,209</i>	<i>17,44,728</i>	<i>18,44,742</i>	<i>8,80,061</i>	<i>10,48,626</i>
„ <i>Bombay</i> . . . . .	<i>11,044,481</i>	<i>13,080,176</i>	<i>3,103,099</i>	<i>3,739,523</i>	<i>3,489,359</i>	<i>43,33,610</i>	<i>50,14,377</i>	<i>28,96,609</i>	<i>11,43,595</i>	<i>10,02,029</i>
„ <i>Sind</i> . . . . .	<i>3,241,465</i>	<i>9,922,784</i>	<i>3,301,290</i>	<i>2,363,856</i>	<i>4,505,987</i>	<i>37,28,766</i>	<i>44,50,653</i>	<i>15,08,029</i>	<i>11,76,869</i>	<i>13,33,745</i>
„ <i>Madras</i> . . . . .	<i>200,372</i>	<i>85,010</i>	<i>498,954</i>	<i>357,992</i>	<i>133,369</i>	<i>93,091</i>	<i>39,776</i>	<i>2,04,288</i>	<i>1,31,428</i>	<i>34,770</i>
„ <i>Burma</i> . . . . .	<i>1,038,338</i>	<i>563,017</i>	<i>701,317</i>	<i>457,516</i>	<i>284,369</i>	<i>5,97,842</i>	<i>3,45,934</i>	<i>4,30,545</i>	<i>2,13,005</i>	<i>1,16,877</i>
<b>TOTAL</b>	<b>24,676,087</b>	<b>28,113,612</b>	<b>17,804,559</b>	<b>10,183,618</b>	<b>12,227,551</b>	<b>1,05,58,512</b>	<b>1,15,95,467</b>	<b>68,84,213</b>	<b>35,44,958</b>	<b>35,88,547</b>

No. 13—continued

ARTICLES, AND COUNTRIES OF CONSIGNMENT; ALSO SHARE OF EACH PROVINCE	QUANTITY					VALUE				
	1927-28	1928-29	1929-30	1930-31	1931-32	1927-28	1928-29	1929-30	1930-31	1931-32
<i>Textiles—continued</i>						₹	₹	₹	₹	₹
<i>Cotton—continued</i>										
<i>Manufactures—continued</i>										
<i>Piece goods—continued</i>										
<i>Coloured, Printed, or Dyed—continued</i>										
<i>Dyed goods—continued</i>										
<i>Lungs (III. Q)—</i>	Yards	Yards	Yards	Yards	Yards					
United Kingdom . . . . .	69,457	116,582	67,479	..	119,383	36,774	61,071	32,136	..	34,048
Straits Settlements (including Labuan) . . . . .	4,917	7,662	455	6,705	1,413	2,974	5,138	155	2,474	594
Federated Malay States . . . . .	..	34	..	..	..	..	51	..	..	..
<b>TOTAL BRITISH EMPIRE . . . . .</b>	<b>74,374</b>	<b>123,278</b>	<b>67,934</b>	<b>6,705</b>	<b>120,796</b>	<b>39,748</b>	<b>66,260</b>	<b>32,291</b>	<b>2,474</b>	<b>34,642</b>
Netherlands . . . . .	111,235	17,048	79,180	22,460	7,734	53,546	12,437	41,308	7,904	3,131
Switzerland . . . . .	..	8,020	..	..	..	..	3,380	..	..	..
Italy . . . . .	3,452	1,729	..	..	..	2,147	1,201	..	..	..
Japan . . . . .	10,000	..	4,000	..	68,800	8,868	..	1,847	..	10,600
Other Foreign Countries . . . . .	1,150	600	..	..	..	645	575	..	..	..
<b>TOTAL FOREIGN COUNTRIES . . . . .</b>	<b>125,837</b>	<b>27,997</b>	<b>83,180</b>	<b>22,460</b>	<b>76,534</b>	<b>65,206</b>	<b>17,083</b>	<b>43,155</b>	<b>7,904</b>	<b>13,731</b>
<i>Share of Bengal . . . . .</i>	<i>85,438</i>	<i>54,072</i>	<i>30,553</i>	<i>11,520</i>	<i>193,033</i>	<i>48,994</i>	<i>26,959</i>	<i>43,272</i>	<i>5,292</i>	<i>46,895</i>
„ <i>Bombay . . . . .</i>	..	13,967	..	..	..	..	7,638	..	..	..
„ <i>Sind . . . . .</i>	49,551	28,008	28,535	10,949	..	21,897	17,008	16,855	2,612	..
„ <i>Madras . . . . .</i>	4,917	7,696	455	6,705	4,101	2,974	5,138	155	2,474	1,439
„ <i>Burma . . . . .</i>	50,305	47,532	31,571	..	146	31,089	27,149	15,164	..	39
<b>TOTAL . . . . .</b>	<b>200,211</b>	<b>151,275</b>	<b>151,114</b>	<b>29,174</b>	<b>197,330</b>	<b>1,04,954</b>	<b>83,043</b>	<b>75,446</b>	<b>10,378</b>	<b>48,873</b>
<i>Prints and Chintz (III. Q)—</i>	Yards	Yards	Yards	Yards	Yards					
United Kingdom . . . . .	820,073	174,070	4,220,929	1,665,504	2,441,846	3,06,242	80,797	12,97,359	5,34,433	5,17,541
Ceylon . . . . .	..	6,712	87	216	907	..	3,888	102	109	334
Straits Settlements (including Labuan) . . . . .	1,913	8,089	1,287	17,685	14,370	980	2,739	440	4,213	4,773
Other British Possessions . . . . .	40	..	..	70	..	60	..	..	36	..
<b>TOTAL BRITISH EMPIRE . . . . .</b>	<b>822,026</b>	<b>188,871</b>	<b>4,222,303</b>	<b>1,683,475</b>	<b>2,457,123</b>	<b>3,07,282</b>	<b>86,969</b>	<b>12,97,901</b>	<b>5,38,791</b>	<b>5,22,648</b>
Germany . . . . .	..	..	..	7,875	..	..	..	..	3,320	..
Netherlands . . . . .	3,500	418	..	..	1,077	2,368	328	..	..	411
France . . . . .	..	..	..	1,291	230	..	..	..	2,427	307
Italy . . . . .	68,948	..	..	..	..	26,112	..	..	..	..
Iraq . . . . .	1,970	..	..	..	..	1,376	..	..	..	..
Japan . . . . .	1,105,631	1,132,367	320,758	380,145	631,034	2,84,233	2,87,854	67,790	78,562	91,105
United States of America— Via Atlantic Coast . . . . .	2,059	..	..	..	..	1,611	..	..	..	..
Other Foreign Countries . . . . .	825	..	..	..	220	383	..	..	..	63
<b>TOTAL FOREIGN COUNTRIES . . . . .</b>	<b>1,182,983</b>	<b>1,132,785</b>	<b>320,758</b>	<b>380,311</b>	<b>632,561</b>	<b>3,16,083</b>	<b>2,87,682</b>	<b>67,790</b>	<b>79,309</b>	<b>91,886</b>
<i>Share of Bengal . . . . .</i>	<i>..</i>	<i>130</i>	<i>56,864</i>	<i>..</i>	<i>1,320,231</i>	<i>..</i>	<i>38</i>	<i>19,121</i>	<i>..</i>	<i>3,27,548</i>
„ <i>Bombay . . . . .</i>	75,606	62,431	198,958	47,226	59,198	27,909	29,002	62,194	13,117	13,384
„ <i>Sind . . . . .</i>	2,915	1,695	..	1,062	5,326	1,899	1,779	..	305	3,250
„ <i>Madras . . . . .</i>	545,361	74,773	3,919,630	1,752,757	1,132,768	1,91,131	26,643	11,57,132	5,27,290	2,42,511
„ <i>Burma . . . . .</i>	1,380,577	1,132,522	367,609	271,741	72,161	4,02,426	3,17,139	1,27,244	76,888	27,546
<b>TOTAL . . . . .</b>	<b>2,004,959</b>	<b>1,321,056</b>	<b>4,543,061</b>	<b>2,072,786</b>	<b>3,089,684</b>	<b>6,23,365</b>	<b>3,74,651</b>	<b>13,65,691</b>	<b>6,18,100</b>	<b>6,14,634</b>
<i>Sarles and Scarves (III. Q)—</i>	Yards	Yards	Yards	Yards	Yards					
United Kingdom . . . . .	2,706,324	2,683,162	3,245,410	2,583,784	322,483	11,35,410	9,89,056	12,07,235	7,87,864	2,05,197
Ceylon . . . . .	649	2,482	13,301	14,208	112	173	1,216	3,235	2,702	50
Straits Settlements (including Labuan) . . . . .	9,415	5,967	2,050	..	9,216	3,282	2,333	1,329	..	2,817
Other British Possessions . . . . .	..	10	..	..	588	..	5	..	..	630
<b>TOTAL BRITISH EMPIRE . . . . .</b>	<b>2,716,388</b>	<b>2,691,621</b>	<b>3,260,761</b>	<b>2,597,992</b>	<b>332,399</b>	<b>11,35,865</b>	<b>9,93,210</b>	<b>12,11,799</b>	<b>7,90,566</b>	<b>2,08,694</b>

GENERAL IMPORTS

( 534 )

No. 13—continued

ARTICLES, AND COUNTRIES OF CONSIGNMENT; ALSO SHARE OF EACH PROVINCE	QUANTITY					VALUE				
	1927-28	1928-29	1929-30	1930-31	1931-32	1927-28	1928-29	1929-30	1930-31	1931-32
<i>Textiles—continued</i>										
<i>Cotton—continued</i>										
<i>Manufactures—continued</i>										
<i>Piece goods—continued</i>										
<i>Coloured, Printed, or Dyed—continued</i>										
<i>Dyed goods—continued</i>										
<i>Baries and Scarves (III. Q)—continued</i>										
Netherlands . . . . .	Yards 84,447	Yards 88,656	Yards 78,582	Yards 64,048	Yards 31,164	Rs 38,881	Rs 48,942	Rs 39,827	Rs 22,076	Rs 8,475
France . . . . .	..	1,539	..	..	12,325	..	2,151	..	..	4,819
Switzerland . . . . .	1,640	..	2,091	..	22,274	1,784	..	2,774	..	9,821
Italy . . . . .	..	..	794	6,114	8,169	..	..	1,208	3,487	8,627
Austria . . . . .	..	..	1,400	..	..	..	..	1,547	..	..
Japan . . . . .	..	..	..	..	23,886	..	..	..	..	5,765
Other Foreign Countries . . . . .	..	..	..	..	..	..	15	..	..	..
<b>TOTAL FOREIGN COUNTRIES . . . . .</b>	<b>86,087</b>	<b>90,207</b>	<b>82,817</b>	<b>70,162</b>	<b>97,818</b>	<b>40,615</b>	<b>51,108</b>	<b>45,356</b>	<b>25,513</b>	<b>32,497</b>
<i>Share of Bengal . . . . .</i>	<i>347,760</i>	<i>238,519</i>	<i>217,453</i>	<i>475,691</i>	<i>554,221</i>	<i>1,57,018</i>	<i>1,19,762</i>	<i>1,09,548</i>	<i>1,33,087</i>	<i>1,47,329</i>
" <i>Bombay . . . . .</i>	<i>7,443</i>	<i>94,464</i>	<i>53,547</i>	<i>14,900</i>	<i>40,374</i>	<i>1,496</i>	<i>29,172</i>	<i>22,205</i>	<i>6,277</i>	<i>16,678</i>
" <i>Sind . . . . .</i>	<i>1,640</i>	..	..	<i>6,114</i>	<i>2,394</i>	<i>1,784</i>	..	..	<i>3,437</i>	<i>1,589</i>
" <i>Madras . . . . .</i>	<i>2,422,772</i>	<i>2,438,245</i>	<i>3,064,978</i>	<i>2,160,207</i>	<i>833,228</i>	<i>10,08,477</i>	<i>8,91,615</i>	<i>11,21,797</i>	<i>6,69,798</i>	<i>75,595</i>
" <i>Burma . . . . .</i>	<i>22,860</i>	<i>10,600</i>	<i>7,600</i>	<i>11,242</i>	..	<i>10,705</i>	<i>3,769</i>	<i>3,606</i>	<i>3,480</i>	..
<b>TOTAL . . . . .</b>	<b>2,802,475</b>	<b>2,781,828</b>	<b>3,348,578</b>	<b>2,668,154</b>	<b>930,217</b>	<b>11,79,480</b>	<b>10,44,318</b>	<b>12,57,155</b>	<b>8,16,079</b>	<b>2,41,191</b>
<i>Shirtings (III. Q)—</i>										
United Kingdom . . . . .	Yards 30,366,418	Yards 25,839,972	Yards 30,749,652	Yards 12,835,224	Yards 8,551,684	Rs 76,71,296	Rs 67,99,643	Rs 72,87,765	Rs 27,96,800	Rs 16,58,995
Ceylon . . . . .	576	1,712	60	1,982	726	86	1,080	45	352	242
Straits Settlements (including Labuan) . . . . .	4,522	73,086	6,200	37,434	97,739	2,368	20,194	3,310	19,330	35,537
Hongkong . . . . .	28,711	36,600	36,538	90,609	23,190	12,754	16,291	10,007	26,235	7,052
Other British Possessions . . . . .	25	200	..	..	..	25	100	..	..	..
<b>TOTAL BRITISH EMPIRE . . . . .</b>	<b>30,400,252</b>	<b>25,951,570</b>	<b>30,792,450</b>	<b>12,965,249</b>	<b>8,673,339</b>	<b>76,86,529</b>	<b>68,37,308</b>	<b>78,01,127</b>	<b>28,42,717</b>	<b>17,01,826</b>
Germany . . . . .	2,594	10	8,858	893	3,251	937	5	2,330	688	2,455
Netherlands . . . . .	2,863,935	2,497,089	3,011,329	2,677,854	880,164	11,78,994	9,38,697	12,05,234	8,38,659	2,29,818
Switzerland . . . . .	18,701	6,733	83	..	..	6,871	2,893	62	..	..
Italy . . . . .	481,771	347,656	253,132	36,580	33,018	1,64,550	1,89,999	84,988	7,215	9,798
Austria . . . . .	..	..	11,846	..	..	..	..	3,500	..	..
Native States in Arabia other than Baskat Territory and Trucial Oman . . . . .	..	21,816	..	..	..	..	8,400	..	..	..
Persia . . . . .	5,040	386	719	..	..	1,080	51	349	..	..
China (exclusive of Hongkong and Macao) . . . . .	10,050	4,000	8,953	514	35,868	6,378	2,703	5,517	189	4,986
Japan . . . . .	5,623,774	7,777,021	14,504,815	9,445,449	11,520,862	13,35,811	18,73,078	28,16,604	14,94,108	15,89,121
United States of America—										
<i>Via Atlantic Coast . . . . .</i>	<i>984</i>	<i>12,090</i>	..	<i>335</i>	<i>553</i>	<i>400</i>	<i>3,459</i>	..	<i>449</i>	<i>894</i>
Other Foreign Countries . . . . .	3,155	70	827	1,782	2,094	1,090	51	480	999	782
<b>TOTAL FOREIGN COUNTRIES . . . . .</b>	<b>9,010,004</b>	<b>10,666,821</b>	<b>17,795,062</b>	<b>12,163,407</b>	<b>12,475,810</b>	<b>26,96,111</b>	<b>29,69,336</b>	<b>41,19,014</b>	<b>23,42,307</b>	<b>18,37,354</b>
<i>Share of Bengal . . . . .</i>	<i>12,888,720</i>	<i>5,741,659</i>	<i>9,886,538</i>	<i>4,905,537</i>	<i>2,630,078</i>	<i>30,36,951</i>	<i>13,31,690</i>	<i>22,15,026</i>	<i>9,33,967</i>	<i>4,41,545</i>
" <i>Bombay . . . . .</i>	<i>11,990,168</i>	<i>13,653,406</i>	<i>16,499,020</i>	<i>5,638,953</i>	<i>4,286,063</i>	<i>30,63,334</i>	<i>35,11,596</i>	<i>39,58,790</i>	<i>12,25,242</i>	<i>7,92,494</i>
" <i>Sind . . . . .</i>	<i>7,977,801</i>	<i>8,379,796</i>	<i>7,170,356</i>	<i>3,807,772</i>	<i>3,179,409</i>	<i>21,72,946</i>	<i>23,00,392</i>	<i>17,26,867</i>	<i>8,35,958</i>	<i>6,03,596</i>
" <i>Madras . . . . .</i>	<i>514,354</i>	<i>805,491</i>	<i>1,108,848</i>	<i>814,904</i>	<i>895,566</i>	<i>1,49,444</i>	<i>2,17,886</i>	<i>2,73,299</i>	<i>1,37,358</i>	<i>1,24,034</i>
" <i>Burma . . . . .</i>	<i>6,230,213</i>	<i>8,380,048</i>	<i>13,862,760</i>	<i>9,961,490</i>	<i>10,158,042</i>	<i>19,54,465</i>	<i>24,45,080</i>	<i>32,46,160</i>	<i>20,52,499</i>	<i>15,77,511</i>
<b>TOTAL . . . . .</b>	<b>39,410,256</b>	<b>36,618,391</b>	<b>48,587,512</b>	<b>25,128,656</b>	<b>21,149,149</b>	<b>1,03,82,640</b>	<b>98,06,644</b>	<b>1,14,20,141</b>	<b>51,85,024</b>	<b>35,39,180</b>
<i>Twills (III. Q)—</i>										
United Kingdom . . . . .	Yards 11,886,550	Yards 14,881,807	Yards 11,100,652	Yards 6,668,551	Yards 8,671,656	Rs 48,62,397	Rs 61,76,990	Rs 44,16,798	Rs 24,01,891	Rs 20,91,489
Straits Settlements (including Labuan) . . . . .	..	30,020	..	656	30	..	6,572	..	328	20
Hongkong . . . . .	..	..	15,840	189	..	..	..	8,160	142	..
Other British Possessions . . . . .	..	24	..	15	..	..	12	..	8	..
<b>TOTAL BRITISH EMPIRE . . . . .</b>	<b>11,886,550</b>	<b>14,911,851</b>	<b>11,116,492</b>	<b>6,669,411</b>	<b>8,671,686</b>	<b>48,62,397</b>	<b>61,83,574</b>	<b>44,24,958</b>	<b>24,02,369</b>	<b>20,91,509</b>

No. 13—continued

ARTICLES, AND COUNTRIES OF CONSIGNMENT; ALSO SHARE OF EACH PROVINCE	QUANTITY					VALUE				
	1927-28	1928-29	1929-30	1930-31	1931-32	1927-28	1928-29	1929-30	1930-31	1931-32
Textiles—continued										
Cotton—continued										
Manufactures—continued										
Piece goods—continued										
Coloured, Printed, or Dyed— continued										
Dyed goods—continued										
Twills (III. Q)—continued										
Germany . . . . .	Yards 9,256	Yards 12,562	Yards 10,896	Yards ..	Yards 545	5,731	9,342	8,066	..	191
Netherlands . . . . .	..	18,772	21,542	10,880	5,360	..	10,121	9,660	1,895	1,037
Belgium . . . . .	..	..	1,560	..	..	..	..	1,362	..	..
Italy . . . . .	812,663	1,664,214	1,907,921	1,357,634	1,495,111	4,36,612	8,33,704	8,97,658	6,08,010	4,74,765
Austria . . . . .	12,303	39,341	4,460	1,798	4,420	6,092	26,604	1,908	557	1,680
Czechoslovakia . . . . .	..	15,700	3,516	..	..	..	12,572	2,574	..	..
Iraq . . . . .	25	4,028	..	..	..	10	7,494	..	..	..
Japan . . . . .	434,008	1,120,692	1,286,821	2,098,601	3,004,478	1,52,928	3,58,193	4,03,070	5,16,447	6,16,379
United States of America— Via Atlantic Coast . . . . .	..	11,011	..	1,295	..	..	8,619	..	641	..
Other Foreign Countries . . . . .	..	..	4,050	..	..	..	..	834	..	..
<b>TOTAL FOREIGN COUNTRIES</b>	<b>1,268,315</b>	<b>3,886,320</b>	<b>3,240,766</b>	<b>3,470,258</b>	<b>4,509,914</b>	<b>6,01,368</b>	<b>12,66,739</b>	<b>13,25,141</b>	<b>11,27,550</b>	<b>10,94,078</b>
Share of Bengal . . . . .	316,658	567,096	655,612	1,496,618	1,766,778	1,40,108	2,29,383	2,10,597	3,71,037	3,33,308
„ Bombay . . . . .	6,633,499	9,860,591	6,189,324	4,029,030	3,328,325	32,66,635	46,99,392	29,70,251	10,74,044	10,46,574
„ Sind . . . . .	5,276,714	6,139,710	4,925,673	2,607,903	6,226,340	15,43,989	18,84,477	13,50,568	6,88,132	11,90,410
„ Madras . . . . .	234,318	623,329	222,761	295,426	212,713	1,64,381	3,19,392	1,20,039	68,842	1,02,654
„ Burma . . . . .	693,176	606,945	2,363,338	1,800,692	1,646,944	3,43,652	3,17,669	10,93,644	7,26,364	4,63,641
<b>TOTAL</b>	<b>13,154,865</b>	<b>17,798,171</b>	<b>14,357,258</b>	<b>10,139,669</b>	<b>13,181,800</b>	<b>54,63,765</b>	<b>74,50,313</b>	<b>57,50,099</b>	<b>35,20,919</b>	<b>31,85,587</b>
Woven Lungis and Sarongs (III. Q)—										
United Kingdom . . . . .	Yards 248,753	Yards 355,232	Yards 247,384	Yards 67,048	Yards 107,465	1,23,752	1,52,851	99,383	26,492	35,735
Ceylon . . . . .	2	..	..	20	..	2	..	..	16	..
Straits Settlements (including Labuan) . . . . .	160	975	2,170	46	489	160	300	1,485	23	330
<b>TOTAL BRITISH EMPIRE</b>	<b>248,915</b>	<b>356,207</b>	<b>249,554</b>	<b>67,114</b>	<b>107,954</b>	<b>123,914</b>	<b>1,53,151</b>	<b>1,00,868</b>	<b>26,531</b>	<b>36,065</b>
Germany . . . . .	..	2,564	..	..	..	..	1,448	..	..	..
Netherlands . . . . .	401,143	171,252	144,765	138,888	170,679	2,22,344	94,569	77,103	64,020	30,251
Switzerland . . . . .	7,500	..	..	..	..	5,512	..	..	..	..
Italy . . . . .	..	..	2,880	1,218	..	..	..	1,262	655	..
China (exclusive of Hongkong and Macao) . . . . .	3,636	..	..	..	..	1,644	..	..	..	..
Japan . . . . .	..	..	..	13,440	256,480	..	..	..	5,313	61,368
Other Foreign Countries . . . . .	1,500	2,727	..	..	360	911	999	..	..	126
<b>TOTAL FOREIGN COUNTRIES</b>	<b>413,779</b>	<b>176,543</b>	<b>147,645</b>	<b>153,546</b>	<b>427,489</b>	<b>2,30,411</b>	<b>97,016</b>	<b>78,365</b>	<b>70,188</b>	<b>97,745</b>
Share of Bengal . . . . .	65,456	94,252	142,409	153,612	472,148	35,194	52,065	74,097	69,662	1,11,628
„ Bombay . . . . .	131,440	222,687	140,141	21,672	27,927	60,449	33,820	56,011	8,315	7,231
„ Sind . . . . .	6,058	..	..	..	..	2,781	..	..	..	..
„ Madras . . . . .	..	..	570	20	..	..	..	285	10	..
„ Burma . . . . .	459,740	215,811	114,079	45,356	35,268	2,55,961	113,382	47,940	18,726	15,051
<b>TOTAL</b>	<b>662,694</b>	<b>532,750</b>	<b>397,199</b>	<b>220,660</b>	<b>535,443</b>	<b>3,54,325</b>	<b>2,50,107</b>	<b>1,70,238</b>	<b>96,719</b>	<b>1,33,810</b>
Unspecified descriptions (III. Q)—										
United Kingdom . . . . .	Yards 15,214,926	Yards 10,039,410	Yards 7,302,226	Yards 8,173,670	Yards 6,934,332	60,13,748	40,78,705	26,15,381	33,35,587	29,49,107
Aden and Dependencies . . . . .	653	825	390	1,741	874	597	725	410	1,480	829
Ceylon . . . . .	221,267	256,988	254,227	271,554	285,926	1,20,152	1,38,238	1,28,701	1,12,079	94,952
Straits Settlements (including Labuan) . . . . .	268,902	341,935	325,071	143,763	149,113	1,48,459	1,87,957	1,71,739	70,123	47,376
Federated Malay States . . . . .	500	1,928	..	919	30	255	1,227	..	951	8
Hongkong . . . . .	103,074	31,129	20,340	225,381	7,723	37,894	11,598	12,492	68,106	2,618
Cape of Good Hope . . . . .	1,610	1,244	378	698	98	1,490	879	350	492	98
Natal . . . . .	15,392	10,777	15,511	5,068	4,572	13,318	16,770	13,219	4,303	4,572
Transvaal . . . . .	1,401	570	1,553	372	402	915	570	1,558	214	402
Zanzibar and Pemba . . . . .	2,081	3,296	1,552	375	344	1,350	2,894	1,299	316	344
Kenya Colony . . . . .	24,133	6,192	6,094	17,041	7,279	20,812	5,227	4,783	12,739	7,289
Tanganyika Territory . . . . .	412	1,299	1,323	67	326	335	1,239	1,287	68	326
Mauritius and Dependencies . . . . .	330	1,650	40	435	166	330	1,325	20	435	166
Other British Possessions . . . . .	629	942	1,396	651	1,160	1,062	814	1,171	525	1,337
<b>TOTAL BRITISH EMPIRE</b>	<b>15,855,310</b>	<b>11,307,185</b>	<b>7,939,106</b>	<b>8,841,635</b>	<b>7,892,245</b>	<b>63,60,717</b>	<b>44,48,168</b>	<b>29,52,410</b>	<b>36,08,013</b>	<b>31,09,513</b>

GENERAL IMPORTS

( 536 )

No. 13—continued

ARTICLES, AND COUNTRIES OF CONSIGNMENT; ALSO SHARE OF EACH PROVINCE	QUANTITY					VALUE				
	1927-28	1928-29	1929-30	1930-31	1931-32	1927-28	1928-29	1929-30	1930-31	1931-32
	Yards	Yards	Yards	Yards	Yards	₹	₹	₹	₹	₹
<i>Textiles—continued</i>										
<i>Cotton—continued</i>										
<i>Manufactures—continued</i>										
<i>Piece goods—continued</i>										
<i>Coloured, Printed, or Dyed—continued</i>										
<i>Dyed goods—continued</i>										
<i>Unspecified descriptions (III. Q)—continued.</i>										
Germany . . . . .	277,758	315,264	297,122	148,847	171,742	1,94,421	1,75,284	1,41,118	94,524	1,18,809
Netherlands . . . . .	99,790	47,111	84,088	48,499	105,681	46,572	23,060	38,158	18,519	47,972
Belgium . . . . .	112,295	19,067	33,099	18,412	16,713	1,05,509	14,902	28,052	18,877	14,145
France . . . . .	12,395	10,624	6,797	4,613	1,277	10,012	15,604	17,518	8,866	2,224
Switzerland . . . . .	61,033	54,347	105,147	25,051	8,821	37,539	37,714	60,826	19,783	5,974
Italy . . . . .	342,285	791,582	380,231	331,259	502,274	1,99,608	3,60,824	1,74,157	1,53,963	1,62,834
Austria . . . . .	16,816	61,381	4,192	3,451	11,141	9,172	21,238	4,986	2,466	6,848
Czechoslovakia . . . . .	..	2,252	11,136	7,977	2,361	..	1,763	4,987	3,972	1,411
Iraq . . . . .	787	2,769	2,301	4,168	2,214	560	1,672	1,305	895	1,000
Java . . . . .	5,485	666	300	425	50	5,596	592	200	260	20
Sum . . . . .	..	665	1,000	3,811	456	..	422	586	3,604	208
Indo-China (including Cochinchina, Cambodia, Annam, Tonkin and French leased territories in China)	870	1,840	1,195	1,644	..	360	1,740	1,356	1,417	..
China (exclusive of Hongkong and Macao)	9,210	23,777	22,298	38,160	49,546	3,467	9,057	8,002	10,585	6,578
Japan . . . . .	9,671,748	5,511,099	1,929,448	3,507,311	1,698,782	20,09,745	11,71,352	4,47,576	6,89,604	4,98,161
Egypt . . . . .	9,482	1,275	140	30	70	2,338	676	170	30	68
Portuguese East Africa . . . . .	2,015	5,434	2,962	1,562	819	1,741	4,991	2,640	1,476	819
Madagascar . . . . .	150	45	1,858	..	30	115	45	1,870	..	30
United States of America—										
<i>Via Atlantic Coast</i> . . . . .	318,110	98,922	156,928	132,953	128,850	1,06,711	38,532	64,952	74,814	48,961
<i>" Pacific "</i> . . . . .	..	..	120	..	10	..	..	45	..	18
Other Foreign Countries . . . . .	4,270	2,038	1,462	2,918	1,236	1,356	1,801	1,069	1,783	876
<b>TOTAL FOREIGN COUNTRIES</b> . . . . .	<b>10,938,635</b>	<b>6,950,158</b>	<b>3,041,804</b>	<b>4,281,091</b>	<b>2,702,072</b>	<b>27,34,842</b>	<b>18,81,369</b>	<b>9,99,373</b>	<b>11,05,438</b>	<b>9,11,061</b>
<i>Share of Bengal</i> . . . . .	3,691,142	3,500,654	3,133,392	6,644,418	6,545,846	11,79,051	10,96,654	9,15,739	25,80,676	27,43,109
<i>" Bombay</i> . . . . .	6,967,698	4,628,370	3,154,620	2,116,173	1,254,237	23,34,645	15,89,039	10,87,807	6,96,713	4,46,801
<i>" Sind</i> . . . . .	1,853,258	1,986,053	1,109,745	171,315	299,758	6,54,163	6,21,936	3,28,841	78,315	1,02,933
<i>" Madras</i> . . . . .	841,229	950,766	1,631,481	927,610	316,442	4,70,094	5,28,218	3,90,115	4,26,252	3,01,947
<i>" Burma</i> . . . . .	13,392,618	7,191,500	1,951,672	3,263,210	1,178,034	44,57,601	24,93,690	7,29,281	9,32,495	4,25,793
<b>TOTAL</b> . . . . .	<b>26,793,945</b>	<b>18,257,343</b>	<b>10,980,910</b>	<b>18,122,726</b>	<b>10,094,317</b>	<b>[90,95,559]</b>	<b>63,20,537</b>	<b>39,51,783</b>	<b>47,13,451</b>	<b>40,20,574</b>
<i>Total Dyed Goods—</i>	Yards	Yards	Yards	Yards	Yards					
United Kingdom . . . . .	116,832,553	116,334,001	106,274,031	68,796,673	65,197,578	4,24,97,947	4,24,88,235	3,51,01,481	1,84,08,113	1,47,38,991
Aden and Dependences . . . . .	653	859	300	1,741	874	597	742	410	1,480	829
Ceylon . . . . .	223,811	274,747	267,722	209,995	287,632	1,21,403	1,45,705	1,32,191	1,17,699	95,604
Straits Settlements (including Labuan) . . . . .	341,073	516,389	354,637	214,908	276,501	1,79,613	2,40,010	1,87,409	1,01,235	93,044
Federated Malay States . . . . .	50	1,962	..	919	618	40	1,278	..	951	638
Hongkong . . . . .	210,827	73,433	107,908	335,279	31,213	83,313	30,985	48,355	99,534	9,801
Cape of Good Hope . . . . .	1,610	1,244	378	698	98	1,490	879	350	492	98
Natal . . . . .	15,392	19,777	15,511	5,068	4,572	18,318	16,770	13,219	4,803	4,572
Transvaal . . . . .	1,101	570	1,553	372	492	925	570	1,558	214	402
Zanzibar and Pemba . . . . .	2,081	3,296	1,552	375	344	1,350	2,894	1,299	316	344
Kenya Colony . . . . .	26,260	6,192	6,094	17,041	7,279	21,914	5,227	4,783	12,739	7,259
Tanganyika Territory . . . . .	412	1,299	1,328	67	326	335	1,239	1,237	63	326
Mauritius and Dependencies . . . . .	330	1,650	40	435	166	380	1,325	20	435	166
South Australia (including Northern Territory) . . . . .	..	..	..	40	..	..	..	..	40	..
Victoria . . . . .	274	20	4	120	80	385	20	4	120	80
Tasmania . . . . .	..	..	..	1,385	..	..	..	..	1,252	..
New South Wales . . . . .	..	205	20	471	393	..	185	20	345	469
Queensland . . . . .	..	..	54	..	..	..	..	17	..	..
Australian Commonwealth (Total) . . . . .	274	225	78	1,966	473	385	205	41	1,757	519
Other British Possessions . . . . .	1,105	917	1,767	75	771	982	709	1,930	38	908
<b>TOTAL BRITISH EMPIRE</b> . . . . .	<b>117,707,532</b>	<b>117,236,561</b>	<b>107,032,979</b>	<b>69,675,612</b>	<b>65,808,847</b>	<b>4,29,23,842</b>	<b>4,29,45,778</b>	<b>3,54,64,333</b>	<b>1,87,49,369</b>	<b>1,49,53,561</b>



No. 13—continued

ARTICLES, AND COUNTRIES OF CONSIGNMENT; ALSO SHARE OF EACH PROVINCE	QUANTITY					VALUE				
	1927-28	1928-29	1929-30	1930-31	1931-32	1927-28	1928-29	1929-30	1930-31	1931-32
						R	R	R	R	R
Textiles—continued										
Cotton—continued										
Manufactures—continued										
Piece goods—continued										
Coloured, Printed, or Dyed— continued										
Dyed goods—concluded										
Total Dyed Goods—continued										
Sweden . . . . .	Yards ..	Yards 4,640	Yards ..	Yards 2	Yards ..	..	1,559	..	2	..
Germany . . . . .	365,882	426,438	335,530	168,006	1,02,092	2,54,939	2,44,579	1,69,877	1,05,742	1,31,097
Netherlands . . . . .	4,223,456	3,428,274	4,229,942	3,490,330	1,487,042	18,41,923	14,37,887	18,39,478	11,67,725	4,17,060
Belgium . . . . .	131,930	123,203	39,079	18,412	20,784	1,24,443	62,499	32,208	18,877	15,794
France . . . . .	17,038	121,130	13,574	17,737	146,839	14,463	70,782	22,780	10,022	63,466
Switzerland . . . . .	1,107,523	1,455,920	1,083,284	424,904	1,595,539	8,46,985	11,24,159	7,08,879	2,29,414	638,968
Italy . . . . .	3,094,217	5,736,610	4,503,426	2,826,040	3,402,243	15,24,077	24,97,105	20,39,846	11,13,344	11,43,768
Greece . . . . .	..	..	..	..	6,934	..	..	..	..	2,905
Austria . . . . .	181,430	331,431	193,807	195,046	91,778	1,55,581	1,59,744	93,375	62,965	41,713
Czechoslovakia . . . . .	18,051	22,023	27,993	7,977	2,361	17,862	18,019	17,979	3,972	1,411
Other Native States in Arabia	240	22,831	444	1,208	594	180	9,109	399	968	516
Iraq . . . . .	4,463	6,817	2,949	4,168	14,623	2,988	9,170	2,473	895	4,140
Persia . . . . .	8,355	9,608	3,212	15,236	8,628	1,906	3,214	1,304	2,942	4,726
Java . . . . .	7,323	1,834	300	445	70	6,699	1,170	200	270	45
Siara . . . . .	..	630	1,000	3,811	1,212	..	429	586	3,604	475
Indo-China (including Cochin- China, Annam, Tonkin and French leased territories in China) . . . . .	370	1,898	1,195	1,644	..	360	1,770	1,356	1,417	..
China (exclusive of Hongkong and Macao) . . . . .	51,360	28,076	32,646	38,674	86,239	20,711	11,984	14,849	10,774	11,757
Japan . . . . .	29,857,067	23,303,133	27,610,396	23,452,694	28,661,562	77,29,905	60,99,538	64,14,401	45,31,291	50,96,722
Egypt . . . . .	9,564	1,350	140	30	70	2,389	751	170	30	68
Portuguese East Africa . . . . .	2,015	5,434	2,962	1,562	819	1,741	4,991	2,640	1,476	819
Madagascar . . . . .	150	45	1,858	..	30	115	45	1,870	..	30
United States of America—										
Via Atlantic Coast . . . . .	1,533,403	3,312,336	5,877,824	2,774,071	1,527,068	6,48,151	15,08,105	22,92,925	8,88,040	3,94,722
" Pacific " . . . . .	..	..	120	..	10	..	..	45	..	18
Other Foreign Countries . . . . .	1,126	2,750	13,112	2,723	2,406	691	1,563	733	1,083	891
<b>TOTAL FOREIGN COUNTRIES</b> . . . . .	<b>40,614,763</b>	<b>38,346,511</b>	<b>43,965,333</b>	<b>38,444,720</b>	<b>37,159,543</b>	<b>1,31,91,044</b>	<b>1,32,68,264</b>	<b>1,36,58,423</b>	<b>81,63,863</b>	<b>79,71,121</b>
Share of Bengal . . . . .	26,194,964	19,914,053	24,990,305	22,067,517	27,129,004	81,49,220	66,60,349	75,31,896	64,83,107	73,46,211
" Bombay . . . . .	57,703,219	64,601,142	56,395,620	24,516,702	21,619,968	2,15,50,541	2,45,03,067	1,97,31,563	76,99,831	69,77,750
" Sind . . . . .	30,450,886	37,231,334	24,374,316	14,858,223	20,548,348	1,07,15,909	1,25,03,897	74,86,937	41,10,626	45,91,993
" Madras . . . . .	6,200,506	7,398,449	13,524,320	9,621,909	5,826,209	25,82,153	29,11,718	47,78,571	23,98,479	14,35,016
" Burma . . . . .	37,772,720	26,388,094	30,713,251	22,055,976	17,844,361	1,31,17,063	96,35,006	95,73,789	57,21,129	35,74,707
<b>TOTAL</b> . . . . .	<b>158,322,295</b>	<b>155,583,072</b>	<b>150,998,312</b>	<b>93,120,332</b>	<b>92,968,390</b>	<b>5,61,14,836</b>	<b>5,62,14,037</b>	<b>4,91,52,756</b>	<b>2,69,13,222</b>	<b>2,29,24,682</b>
Woven coloured goods— Cambries, including Madapol- lams, Muslins, Mulls and Jaconets (III. Q)— United Kingdom . . . . .	Yards 2,344,100	Yards 1,902,354	Yards 1,357,718	Yards 430,078	Yards 125,457	9,97,505	7,45,152	4,19,498	1,45,057	35,564
Straits Settlements (including Lubuan) . . . . .	..	..	..	75	..	..	..	..	50	..
<b>TOTAL BRITISH EMPIRE</b> . . . . .	<b>2,344,199</b>	<b>1,902,354</b>	<b>1,357,718</b>	<b>430,078</b>	<b>125,457</b>	<b>9,97,505</b>	<b>7,45,152</b>	<b>4,19,498</b>	<b>1,45,057</b>	<b>35,564</b>
Germany . . . . .	9,742	600	..	..	7,538	10,168	317	..	..	4,564
Netherlands . . . . .	13,621	8,676	56,856	23,250	..	9,092	5,614	27,768	8,853	..
Belgium . . . . .	3,362	2,400	658	6,269	..	2,576	860	667	3,623	..
France . . . . .	..	5,205	..	4,714	994	..	5,174	..	3,162	1,080
Switzerland . . . . .	670,485	295,043	168,649	69,207	23,484	6,77,862	2,79,183	1,49,669	61,152	18,757
Italy . . . . .	135,738	31,569	167,637	13,940	3,937	53,322	29,246	77,000	11,681	2,407
Austria . . . . .	..	..	..	..	14,003	..	..	..	..	6,829
Czechoslovakia . . . . .	4,145	6,171	..	270	..	4,387	5,960	..	267	..
Japan . . . . .	..	19,500	..	11,750	..	..	5,133	..	1,337	..
United States of America— Via Atlantic Coast . . . . .	977	6,545	20,071	..	..	273	2,580	9,856	..	..
Other Foreign Countries . . . . .	..	..	349	..	174	..	..	264	..	54
<b>TOTAL FOREIGN COUNTRIES</b> . . . . .	<b>838,120</b>	<b>375,709</b>	<b>434,270</b>	<b>129,406</b>	<b>50,235</b>	<b>7,58,185</b>	<b>3,34,117</b>	<b>2,65,884</b>	<b>90,580</b>	<b>33,691</b>
Share of Bengal . . . . .	2,104,770	1,588,790	1,468,368	301,972	105,214	10,27,597	7,61,973	5,63,298	1,34,495	50,920
" Bombay . . . . .	1,070,200	615,006	188,307	112,431	6,256	7,22,370	2,85,905	70,785	55,768	1,335
" Sind . . . . .	1,436	68,501	..	..	..	1,499	25,606	78	..	..
" Madras . . . . .	2,501	33	160	61,231	12,000	1,048	70	188	14,031	2,253
" Burma . . . . .	3,362	7,678	135,153	83,350	62,353	2,576	5,055	45,033	31,303	14,697
<b>TOTAL</b> . . . . .	<b>3,182,316</b>	<b>2,278,068</b>	<b>1,791,988</b>	<b>559,484</b>	<b>175,692</b>	<b>17,55,690</b>	<b>10,79,269</b>	<b>6,85,832</b>	<b>2,35,637</b>	<b>69,255</b>

GENERAL IMPORTS

( 538 )

No. 13—continued

ARTICLES, AND COUNTRIES OF CONSIGNMENT; ALSO SHARE OF EACH PROVINCE	QUANTITY					VALUE				
	1927-28	1928-29	1929-30	1930-31	1931-32	1927-28	1928-29	1929-30	1930-31	1931-32
						R	R	R	R	R
<i>Textiles—continued</i>										
<i>Cotton—continued</i>										
<i>Manufactures—continued</i>										
<i>Piece goods—continued</i>										
<i>Coloured, Printed, or Dyed—continued</i>										
<i>Woven coloured goods—continued</i>										
<b>Chadars (III. Q)—</b>	<b>Yards</b>	<b>Yards</b>	<b>Yards</b>	<b>Yards</b>	<b>Yards</b>					
United Kingdom . . . . .	1,785	39	..	14,029	..	1,156	233	..	1,095	..
Bahrain Islands . . . . .	..	..	..	..	420	..	..	..	..	210
<b>TOTAL BRITISH EMPIRE</b>	<b>1,785</b>	<b>39</b>	<b>..</b>	<b>14,029</b>	<b>420</b>	<b>1,156</b>	<b>233</b>	<b>..</b>	<b>1,095</b>	<b>210</b>
Fersia . . . . .	1,000	..	..	..	..	631	..	..	..	..
Share of Bengal . . . . .	..	39	..	14,029	..	..	233	..	1,095	..
"    Bombay . . . . .	2,785	..	..	..	420	1,787	..	..	..	210
<b>TOTAL</b>	<b>2,785</b>	<b>39</b>	<b>..</b>	<b>14,029</b>	<b>420</b>	<b>1,787</b>	<b>233</b>	<b>..</b>	<b>1,095</b>	<b>210</b>
<b>Checks, Spots and Stripes (III. Q)—</b>	<b>Yards</b>	<b>Yards</b>	<b>Yards</b>	<b>Yards</b>	<b>Yards</b>					
United Kingdom . . . . .	5,657,585	7,335,809	9,294,603	4,728,951	1,077,724	33,97,637	42,47,679	45,65,344	19,77,644	3,72,062
Kenya Colony . . . . .	2,840	..	..	..	..	2,486	..	..	..	..
Other British Possessions . . . . .	193	1,249	..	1,349	1,902	116	739	..	409	590
<b>TOTAL BRITISH EMPIRE</b>	<b>5,660,618</b>	<b>7,337,058</b>	<b>9,294,603</b>	<b>4,730,300</b>	<b>1,079,626</b>	<b>34,00,239</b>	<b>42,48,418</b>	<b>45,65,344</b>	<b>19,78,053</b>	<b>3,72,652</b>
Poland (including Dantzg) . . . . .	..	..	6,184	..	..	..	..	5,920	..	..
Germany . . . . .	..	10,049	4,132	288	..	..	6,374	4,139	817	..
Netherlands . . . . .	7,410	5,371	83,111	3,955	..	6,040	4,768	36,522	3,162	..
Belgium . . . . .	..	17,042	4,500	5,894	28,507	..	14,406	3,850	4,301	18,392
France . . . . .	1,798	5,625	1,372	..	..	1,503	4,385	1,123	..	..
Switzerland . . . . .	6,029	..	3,109	..	..	4,449	..	3,997	..	..
Italy . . . . .	40,729	125,880	210,146	187,170	44,933	16,172	71,990	1,01,140	67,288	11,621
Czechoslovakia . . . . .	1,963	..	1,671	1,387	..	1,548	..	1,181	876	..
Iraq . . . . .	..	..	12,000	..	..	..	..	5,011	..	..
Japan . . . . .	883,875	2,405,250	4,034,568	2,610,032	1,277,247	3,02,593	3,06,294	10,26,895	5,08,511	2,67,916
United States of America—										
<i>Via Atlantic Coast</i> . . . . .	5,196	10,311	..	12,559	60	2,780	5,410	..	4,563	45
Other Foreign Countries . . . . .	350	..	..	..	..	197	..	..	..	..
<b>TOTAL FOREIGN COUNTRIES</b>	<b>947,350</b>	<b>2,585,528</b>	<b>4,360,853</b>	<b>2,801,285</b>	<b>1,350,747</b>	<b>3,35,282</b>	<b>3,13,627</b>	<b>11,89,428</b>	<b>5,89,513</b>	<b>2,97,974</b>
Share of Bengal . . . . .	2,665,326	4,455,627	6,497,400	2,692,304	724,111	14,31,177	20,28,136	23,16,834	6,65,361	1,62,133
"    Bombay . . . . .	3,567,833	5,013,676	6,706,308	3,596,301	551,712	21,46,453	29,14,737	32,76,334	14,05,390	1,50,655
"    Sind . . . . .	166,005	190,374	..	..	..	72,520	77,663	..	..	..
"    Madras . . . . .	717	5,837	20,364	32,028	10,260	338	3,370	13,046	16,245	5,945
"    Burma . . . . .	208,082	257,072	431,334	1,210,952	1,144,290	84,523	1,37,640	1,43,703	4,80,570	3,51,893
<b>TOTAL</b>	<b>6,607,068</b>	<b>9,022,580</b>	<b>13,655,456</b>	<b>7,531,585</b>	<b>2,430,373</b>	<b>37,35,521</b>	<b>51,62,045</b>	<b>57,54,772</b>	<b>25,67,566</b>	<b>6,70,626</b>

No. 13—continued

ARTICLES, AND COUNTRIES OF CONSIGNMENT; ALSO SHARE OF EACH PROVINCE	QUANTITY					VALUE				
	1927-28	1928-29	1929-30	1930-31	1931-32	1927-28	1928-29	1929-30	1930-31	1931-32
<i>Textiles—continued</i>										
<i>Cotton—continued</i>										
<i>Manufactures—continued</i>										
<i>Piece goods—continued</i>										
<i>Coloured, Printed or Dyed—continued</i>										
<i>Woven coloured goods—continued</i>										
<i>Coatings and Trouserings including Cashmeres, Serges and Tweeds (III. Q)—</i>	Yards	Yards	Yards	Yards	Yards					
United Kingdom . . . . .	4,999,711	4,783,516	2,908,371	1,019,015	760,502	26,82,990	31,47,668	18,06,549	6,27,681	3,87,572
Straits Settlements (including Labuan) . . . . .	600	1,375	3,002	..	3	300	986	1,768	..	3
Hongkong . . . . .	78,759	15,924	96,545	7,800	..	88,187	8,545	38,226	2,001	..
Other British Possessions . . . . .	..	..	389	..	9	..	..	539	..	8
<b>TOTAL BRITISH EMPIRE</b>	<b>4,474,070</b>	<b>4,750,815</b>	<b>3,008,397</b>	<b>1,026,815</b>	<b>760,574</b>	<b>7,16,477</b>	<b>31,57,109</b>	<b>19,07,079</b>	<b>6,29,742</b>	<b>3,87,588</b>
Latvia . . . . .	..	1,045	..	..	..	..	1,019	..	..	..
Poland (including Dantzig) . . . . .	9,508	..	34,623	11,562	1,965	6,839	..	31,121	4,793	1,055
Germany . . . . .	468,868	367,796	135,954	18,397	14,469	2,40,625	2,13,001	72,468	10,355	5,409
Netherlands . . . . .	137,194	169,652	189,138	24,217	12,518	99,057	1,23,364	1,24,873	13,088	4,384
Belgium . . . . .	1,234,113	1,729,678	682,276	258,331	57,110	11,17,778	14,71,043	6,10,100	2,05,156	32,924
France . . . . .	2,182	24,262	21,287	4,565	1,008	1,988	19,481	17,941	5,689	850
Switzerland . . . . .	12,748	26,883	9,666	..	2,770	7,887	11,001	7,241	..	2,067
Italy . . . . .	2,762,100	3,414,775	2,351,394	1,030,420	1,233,153	15,95,988	23,02,008	16,04,720	5,09,811	454,518
Austria . . . . .	2,872	..	..	..	8,126	10,537	..	..	..	3,895
Czechoslovakia . . . . .	6,241	12,800	54,574	6,004	3,630	3,541	8,772	23,453	4,280	2,451
Turkey, European . . . . .	2,882	..	..	..	..	3,313	..	..	..	..
Iraq . . . . .	..	900	..	..	12,887	..	234	..	..	6,525
China (exclusive of Hongkong and Macao) . . . . .	..	7,500	12,000	..	..	..	2,280	3,648	..	..
Japan . . . . .	320,063	598,620	382,554	203,185	299,118	97,682	2,03,269	1,28,315	57,413	82,073
United States of America— Via Atlantic Coast . . . . .	33,541	600	3,040	378	..	2,191	1,188	2,376	281	..
Other Foreign Countries . . . . .	..	1,449	..	..	97	..	309	..	..	96
<b>TOTAL FOREIGN COUNTRIES</b>	<b>4,991,812</b>	<b>6,366,017</b>	<b>3,880,206</b>	<b>1,607,059</b>	<b>1,646,870</b>	<b>31,87,426</b>	<b>43,58,649</b>	<b>26,32,262</b>	<b>6,00,866</b>	<b>5,96,253</b>
<i>Share of Bengal</i> . . . . .	2,109,223	2,394,921	2,236,719	667,517	404,298	12,94,543	14,43,176	12,19,753	2,82,079	1,40,799
" <i>Bombay</i> . . . . .	5,090,052	5,393,723	2,243,080	835,234	401,185	29,86,003	35,22,489	15,88,365	5,13,346	1,06,346
" <i>Sind</i> . . . . .	1,678,759	2,528,911	1,550,880	961,417	1,078,743	11,85,074	20,93,569	11,80,341	6,13,016	5,00,420
" <i>Madras</i> . . . . .	58	3,975	2,810	83	333	300	4,136	56,306	72	423
" <i>Burma</i> . . . . .	637,235	780,302	365,114	169,623	522,385	4,37,934	52,478	4,94,571	1,22,095	1,45,348
<b>TOTAL</b>	<b>9,465,332</b>	<b>11,106,832</b>	<b>6,888,603</b>	<b>2,633,874</b>	<b>2,407,444</b>	<b>59,03,903</b>	<b>75,15,848</b>	<b>45,39,341</b>	<b>15,30,608</b>	<b>9,83,886</b>
<i>Dhatis (III. Q)—</i>										
United Kingdom . . . . .	302,232	188,022	478,170	103,361	25,110	1,07,783	82,105	1,40,917	33,700	6,151
Ceylon . . . . .	51	..	..	..	..	23	..	..	..	..
<b>TOTAL BRITISH EMPIRE</b>	<b>302,283</b>	<b>188,022</b>	<b>478,170</b>	<b>103,361</b>	<b>25,110</b>	<b>1,07,806</b>	<b>82,105</b>	<b>1,49,917</b>	<b>33,700</b>	<b>6,151</b>

GENERAL IMPORTS

( 540 )

No. 13—continued

ARTICLES, AND COUNTRIES OF CONSIGNMENT; ALSO SHARE OF EACH PROVINCE	QUANTITY					VALUE				
	1927-28	1928-29	1929-30	1930-31	1931-32	1927-28	1928-29	1929-30	1930-31	1931-32
<i>Textiles—continued</i>						R	R	R	R	R
<i>Cotton—continued</i>										
<i>Manufactures—continued</i>										
<i>Piece goods—continued</i>										
<i>Coloured, Printed or Dyed—con- tinued</i>										
<i>Woven coloured goods—continued</i>										
<i>Dhuties (III Q.)—continued</i>	Yards	Yards	Yards	Yards	Yards					
Japan . . . . .	..	81,500	864,975	181,500	..	..	6,385	1,37,721	25,406	..
United States of America— Via Atlantic Coast . . . . .	..	40,048	400	..	..	..	9,259	583	..	..
<b>TOTAL FOREIGN COUNTRIES</b>	..	80,548	865,375	181,500	..	..	15,644	1,38,284	25,406	..
<i>Share of Bengal</i> . . . . .	276,790	182,722	458,051	175,815	4,500	99,988	79,740	1,45,406	42,053	1,470
" <i>Bombay</i> . . . . .	4,036	85,348	381,594	81,500	..	1,547	18,009	1,42,165	12,134	..
" <i>Madras</i> . . . . .	17,686	..	..	6,088	5,930	5,007	..	..	1,714	2,187
" <i>Burma</i> . . . . .	4,721	..	3,900	21,453	14,630	1,264	..	630	3,205	2,494
<b>TOTAL</b>	302,283	268,570	1,343,545	284,861	25,110	1,07,806	97,749	2,88,201	59,106	6,151
<i>Drills and Jeans (III. Q.)—</i>	Yards	Yards	Yards	Yards	Yards					
United Kingdom . . . . .	2,122,757	691,352	1,149,052	227,341	44,043	6,09,126	2,20,244	3,46,925	59,739	9,412
Straits Settlements (including Labuan) . . . . .	..	..	..	..	60	..	..	..	..	25
<b>TOTAL BRITISH EMPIRE</b>	2,122,757	691,352	1,149,052	227,341	44,103	6,09,126	2,20,244	3,46,925	59,739	9,437
Germany . . . . .	4,660	..	12,000	428	..	1,092	..	1,869	1,446	..
Netherlands . . . . .	112,092	140,440	76,150	900	..	20,667	35,017	20,181	213	..
Belgium . . . . .	8,025	..	..	30,000	..	2,128	..	..	4,375	..
Italy . . . . .	62,636	214,438	277,550	..	30,761	22,393	84,424	1,05,920	..	6,912
Japan . . . . .	20,279,093	17,410,920	38,261,139	6,465,894	4,108,803	48,02,965	40,28,080	77,66,765	10,96,168	6,00,239
United States of America— Via Atlantic Coast . . . . .	148	..	100	..	..	275	..	60	..	..
<b>TOTAL FOREIGN COUNTRIES</b>	20,466,654	17,765,793	38,626,948	6,407,222	4,139,064	48,58,520	41,47,521	78,04,801	10,72,202	6,07,151
<i>Share of Bengal</i> . . . . .	13,552,565	8,433,954	15,582,333	2,998,733	903,144	34,62,676	22,25,738	35,71,736	5,51,390	1,50,185
" <i>Bombay</i> . . . . .	5,727,396	9,234,846	18,354,067	1,869,302	1,730,565	12,98,341	19,70,166	36,58,265	3,00,423	2,49,893
" <i>Sind</i> . . . . .	911,400	150,000	..	366,000	561,352	2,08,028	32,046	..	55,822	73,735
" <i>Madras</i> . . . . .	..	..	..	428	..	..	..	..	1,446	..
" <i>Burma</i> . . . . .	2,398,050	588,350	5,332,050	1,490,100	998,106	4,98,101	1,39,815	10,11,725	2,22,855	1,42,775
<b>TOTAL</b>	22,589,411	18,457,150	39,778,000	6,724,563	4,188,167	54,67,646	43,67,765	82,41,726	11,31,941	6,16,588
<i>annel and M. nnelettes (III. Q.)—</i>	Yards	Yards	Yards	Yards	Yards					
United Kingdom . . . . .	249,302	458,330	380,453	402,744	121,696	93,326	1,65,675	1,89,119	1,19,823	37,324

No. 13—continued

ARTICLES, AND COUNTRIES OF CONSIGNMENT; ALSO SHARE OF EACH PROVINCE	QUANTITY					VALUE				
	1927-28	1928-29	1929-30	1930-31	1931-32	1927-28	1928-29	1929-30	1930-31	1931-32
						R	R	R	R	R
<i>Textiles—continued</i>										
<i>Cotton—continued</i>										
<i>Manufactures—continued</i>										
<i>Piecegoods—continued</i>										
<i>Coloured, Printed or Dyed—con- tinued</i>										
<i>Woven coloured goods—continued</i>										
<i>Flannel and Flannelettes (III. Q) —continued</i>	Yards	Yards	Yards	Yards	Yards					
Germany . . . . .	27,518	8,954	5,155	3,825	5,341	23,047	4,728	3,024	1,913	2,617
Belgium . . . . .	..	18,986	..	..	..	..	15,306	..	..	..
Italy . . . . .	422,308	730,271	849,946	174,618	708,460	1,50,048	2,31,037	2,56,925	40,641	1,47,749
Czechoslovakia . . . . .	3,473	..	..	..	..	1,909	..	..	..	..
Japan . . . . .	3,576,800	1,743,793	1,566,260	527,260	215,200	10,21,942	4,02,183	4,18,316	1,04,091	37,014
Other Foreign Countries . . . . .	5	..	1,083	757	..	21	..	643	380	..
<b>TOTAL FOREIGN COUNTRIES.</b>	<b>4,030,104</b>	<b>2,502,004</b>	<b>2,422,444</b>	<b>706,460</b>	<b>929,061</b>	<b>11,97,867</b>	<b>7,14,104</b>	<b>6,78,908</b>	<b>1,47,025</b>	<b>1,87,330</b>
<i>Share of Bengal</i> . . . . .	<i>3,920,663</i>	<i>2,151,821</i>	<i>2,060,674</i>	<i>711,128</i>	<i>185,526</i>	<i>11,32,962</i>	<i>5,97,741</i>	<i>5,84,655</i>	<i>1,60,999</i>	<i>34,066</i>
<i>Bombay</i> . . . . .	<i>262,309</i>	<i>731,586</i>	<i>395,052</i>	<i>294,435</i>	<i>95,687</i>	<i>1,08,191</i>	<i>2,61,552</i>	<i>1,67,294</i>	<i>71,064</i>	<i>24,197</i>
<i>Sind</i> . . . . .	<i>55,351</i>	<i>6,179</i>	<i>313,422</i>	<i>63,778</i>	<i>562,551</i>	<i>19,891</i>	<i>2,731</i>	<i>96,238</i>	<i>13,779</i>	<i>99,961</i>
<i>Madras</i> . . . . .	<i>60</i>	<i>..</i>	<i>..</i>	<i>9,400</i>	<i>..</i>	<i>25</i>	<i>..</i>	<i>..</i>	<i>1,714</i>	<i>..</i>
<i>Burma</i> . . . . .	<i>41,023</i>	<i>20,748</i>	<i>33,749</i>	<i>30,463</i>	<i>206,993</i>	<i>30,124</i>	<i>17,755</i>	<i>19,840</i>	<i>19,292</i>	<i>66,980</i>
<b>TOTAL</b>	<b>4,279,406</b>	<b>2,960,334</b>	<b>2,802,897</b>	<b>1,109,204</b>	<b>1,050,757</b>	<b>12,91,193</b>	<b>8,79,779</b>	<b>8,68,027</b>	<b>2,66,348</b>	<b>2,25,204</b>
<i>Lungis and Sarongs (III. Q)—</i>	Yards	Yards	Yards	Yards	Yards					
United Kingdom . . . . .	2,278,088	2,267,238	5,285,936	2,026,757	179,090	10,20,374	10,04,544	22,62,641	7,64,913	72,788
Straits Settlements (including Labuan) . . . . .	12,823	4,506	12,982	11,989	..	18,242	1,775	6,095	5,999	..
Cape of Good Hope . . . . .	..	..	..	..	82	..	..	..	..	16
<b>TOTAL BRITISH EMPIRE</b>	<b>2,290,911</b>	<b>2,271,744</b>	<b>5,298,918</b>	<b>2,038,746</b>	<b>179,122</b>	<b>10,38,616</b>	<b>10,06,319</b>	<b>22,68,736</b>	<b>7,70,912</b>	<b>72,804</b>
Germany . . . . .	..	7,400	1,204	6,372	..	..	3,064	1,153	3,866	..
Netherlands . . . . .	4,463,715	853,218	6,234,196	3,571,842	396,148	24,09,620	4,64,157	32,22,427	17,07,126	167,238
Switzerland . . . . .	5,600	..	..	..	12,648	2,276	..	..	..	2,409
Siam . . . . .	1,962	24,754	160	..	..	2,145	32,198	200	..	..
Japan . . . . .	1,957	3,200	536,642	4,236,052	6,414,235	1,561	1,800	1,01,075	11,84,841	14,85,527
Other Foreign Countries . . . . .	792	56	..	..	..	575	78	..	..	..
<b>TOTAL FOREIGN COUNTRIES</b>	<b>4,474,026</b>	<b>888,628</b>	<b>6,772,202</b>	<b>7,814,266</b>	<b>6,823,031</b>	<b>24,16,177</b>	<b>5,01,297</b>	<b>34,14,855</b>	<b>28,05,883</b>	<b>16,55,219</b>
<i>Share of Bengal</i> . . . . .	<i>2,882,948</i>	<i>2,921,336</i>	<i>3,698,542</i>	<i>1,352,517</i>	<i>102,510</i>	<i>14,67,291</i>	<i>13,88,873</i>	<i>17,43,464</i>	<i>5,00,129</i>	<i>27,152</i>
<i>Bombay</i> . . . . .	<i>6,240</i>	<i>164,164</i>	<i>325,177</i>	<i>94,113</i>	<i>21,693</i>	<i>2,310</i>	<i>66,383</i>	<i>1,22,039</i>	<i>43,811</i>	<i>6,530</i>
<i>Sind</i> . . . . .	<i>6,096</i>	<i>..</i>	<i>23,207</i>	<i>24,276</i>	<i>..</i>	<i>2,733</i>	<i>..</i>	<i>14,592</i>	<i>9,873</i>	<i>..</i>
<i>Madras</i> . . . . .	<i>3,511</i>	<i>..</i>	<i>..</i>	<i>..</i>	<i>..</i>	<i>1,433</i>	<i>..</i>	<i>..</i>	<i>..</i>	<i>..</i>
<i>Burma</i> . . . . .	<i>3,866,142</i>	<i>74,372</i>	<i>3,019,194</i>	<i>3,332,106</i>	<i>6,377,950</i>	<i>19,90,476</i>	<i>52,360</i>	<i>33,03,496</i>	<i>31,13,132</i>	<i>15,95,341</i>
<b>TOTAL</b>	<b>6,764,937</b>	<b>3,160,372</b>	<b>12,071,120</b>	<b>9,853,012</b>	<b>7,002,153</b>	<b>34,54,793</b>	<b>15,07,616</b>	<b>50,83,591</b>	<b>36,66,745</b>	<b>17,28,023</b>
<i>Prints and Chintz (III. Q)—</i>	Yards	Yards	Yards	Yards	Yards					
United Kingdom . . . . .	10,054	27,400	130,708	2,031	6,123	4,282	11,961	42,683	2,020	3,046
Other British Possessions . . . . .	..	..	49	58	..	..	..	50	40	..
<b>TOTAL BRITISH EMPIRE</b>	<b>10,054</b>	<b>27,400</b>	<b>130,757</b>	<b>2,089</b>	<b>6,123</b>	<b>4,282</b>	<b>11,961</b>	<b>42,733</b>	<b>2,060</b>	<b>3,046</b>
France . . . . .	..	..	..	..	300	..	..	..	..	183
Japan . . . . .	..	..	..	..	18,000	..	..	..	..	2,016
<b>TOTAL FOREIGN COUNTRIES</b>	<b>3</b>	<b>1,170</b>	<b>136</b>	<b>65</b>	<b>18,300</b>	<b>5</b>	<b>516</b>	<b>257</b>	<b>139</b>	<b>2,204</b>
<i>Share of Bengal</i> . . . . .	<i>..</i>	<i>..</i>	<i>114,273</i>	<i>..</i>	<i>23,531</i>	<i>..</i>	<i>..</i>	<i>33,693</i>	<i>..</i>	<i>4,573</i>
<i>Bombay</i> . . . . .	<i>10,067</i>	<i>23,570</i>	<i>16,525</i>	<i>950</i>	<i>255</i>	<i>4,287</i>	<i>12,477</i>	<i>9,119</i>	<i>1,922</i>	<i>250</i>
<i>Madras</i> . . . . .	<i>..</i>	<i>..</i>	<i>95</i>	<i>..</i>	<i>..</i>	<i>..</i>	<i>..</i>	<i>178</i>	<i>..</i>	<i>..</i>
<i>Burma</i> . . . . .	<i>..</i>	<i>..</i>	<i>..</i>	<i>1,204</i>	<i>592</i>	<i>..</i>	<i>..</i>	<i>..</i>	<i>1,177</i>	<i>422</i>
<b>TOTAL</b>	<b>10,057</b>	<b>28,570</b>	<b>130,893</b>	<b>2,154</b>	<b>24,438</b>	<b>4,287</b>	<b>12,477</b>	<b>42,990</b>	<b>2,199</b>	<b>5,250</b>

GENERAL IMPORTS

ARTICLES, AND COUNTRIES OF CONSIGNMENT; ALSO SHARE OF EACH PROVINCE	QUANTITY					VALUE				
	1927-28	1928-29	1929-30	1930-31	1931-32	1927-28	1928-29	1929-30	1930-31	1931-32
<i>Textiles—continued</i>						R	R	R	R	R
<i>Cotton—continued</i>										
<i>Manufactures—continued</i>										
<i>Piecegoods—continued</i>										
<i>Coloured, Printed, or Dyed—continued.</i>										
<i>Woven coloured goods—continued</i>										
<i>Hats and Scarves (III. Q)—</i>										
Yards										
United Kingdom . . . . .	4,916,586	3,211,363	1,660,185	1,454,204	194,333	15,34,258	10,12,312	4,94,829	3,70,412	49,208
Ceylon . . . . .	835	5,200	..	..	..	525	1,225	..	..	..
Other British Possessions . . . . .	86	..	..	..	..	54	..	..	..	..
<b>TOTAL BRITISH EMPIRE</b>	<b>4,917,507</b>	<b>3,216,563</b>	<b>1,660,185</b>	<b>1,454,204</b>	<b>194,333</b>	<b>15,34,832</b>	<b>10,13,537</b>	<b>4,94,829</b>	<b>3,70,412</b>	<b>49,208</b>
Germany . . . . .	..	2,340	..	7,380	..	..	1,543	..	2,634	..
Netherlands . . . . .	44,436	11,791	15,770	11,785	..	20,777	5,486	7,241	4,513	..
Switzerland . . . . .	1,753	4,200	16,384	36,946	..	2,416	7,380	7,183	21,306	..
Italy . . . . .	..	5,609	8,162	..	..	..	6,426	5,957	..	..
Austria . . . . .	..	..	..	..	4,200	..	..	..	..	1,890
Japan . . . . .	9,000	133	..	..	..	3,293	47	..	..	..
Other Foreign Countries . . . . .	..	..	500	3,153	..	..	..	580	617	..
<b>TOTAL FOREIGN COUNTRIES</b>	<b>55,189</b>	<b>24,073</b>	<b>40,816</b>	<b>59,204</b>	<b>4,200</b>	<b>26,486</b>	<b>20,882</b>	<b>20,941</b>	<b>29,070</b>	<b>1,890</b>
<i>Share of Bengal . . . . .</i>	<i>4,873,416</i>	<i>3,147,892</i>	<i>1,640,704</i>	<i>1,376,330</i>	<i>142,561</i>	<i>15,18,820</i>	<i>9,91,504</i>	<i>4,90,314</i>	<i>3,56,790</i>	<i>37,205</i>
" <i>Bombay . . . . .</i>	<i>51,310</i>	<i>89,944</i>	<i>47,706</i>	<i>20,568</i>	<i>4,200</i>	<i>23,837</i>	<i>41,708</i>	<i>21,022</i>	<i>7,779</i>	<i>1,890</i>
" <i>Sind . . . . .</i>	<i>4,499</i>	<i>..</i>	<i>..</i>	<i>..</i>	<i>..</i>	<i>1,109</i>	<i>..</i>	<i>..</i>	<i>..</i>	<i>..</i>
" <i>Madras . . . . .</i>	<i>43,471</i>	<i>..</i>	<i>12,591</i>	<i>86,782</i>	<i>27,951</i>	<i>17,502</i>	<i>..</i>	<i>4,434</i>	<i>25,002</i>	<i>6,568</i>
" <i>Burma . . . . .</i>	<i>..</i>	<i>2,800</i>	<i>..</i>	<i>29,788</i>	<i>23,321</i>	<i>..</i>	<i>1,207</i>	<i>..</i>	<i>9,911</i>	<i>5,435</i>
<b>TOTAL</b>	<b>4,972,696</b>	<b>3,240,636</b>	<b>1,701,001</b>	<b>1,513,468</b>	<b>198,533</b>	<b>15,61,313</b>	<b>10,34,419</b>	<b>5,15,770</b>	<b>3,99,432</b>	<b>51,098</b>
<i>Shirtings (III. Q)—</i>										
Yards										
United Kingdom . . . . .	4,943,181	8,635,638	7,542,021	4,491,427	1,272,046	22,68,914	41,70,430	32,62,727	18,53,267	4,91,320
Aden and Dependencies . . . . .	9,000	..	46,800	8,100	..	2,111	..	7,554	1,287	..
Ceylon . . . . .	427	..	..	..	..	267	..	..	..	..
Straits Settlements (including Labuan) . . . . .	9,754	1,369	..	101,706	4,219	2,117	700	..	17,004	1,582
Hongkong . . . . .	447	114	..	25,226	1,165	335	85	..	4,169	350
Zanzibar and Pemba . . . . .	6,000	..	..	..	..	1,234	..	..	..	..
<b>TOTAL BRITISH EMPIRE</b>	<b>4,973,809</b>	<b>8,637,121</b>	<b>7,588,821</b>	<b>4,626,459</b>	<b>1,277,430</b>	<b>22,75,028</b>	<b>41,71,215</b>	<b>32,70,281</b>	<b>18,75,727</b>	<b>4,93,752</b>
Germany . . . . .	22,784	5,893	43,067	1,204	..	7,245	2,660	15,403	1,256	..
Netherlands . . . . .	..	..	9,832	108,747	151,809	..	..	3,762	84,425	42,942
Belgium . . . . .	1,600	4,971	..	693	..	1,058	2,444	..	600	..
France . . . . .	1,151	5,968	118,384	28,080	33	927	2,597	37,573	15,086	49
Switzerland . . . . .	..	800	8,927	..	..	..	718	1,695	..	..
Italy . . . . .	545,008	844,033	1,531,893	540,112	452,343	2,02,984	3,13,094	4,95,891	1,75,711	1,04,091
Czechoslovakia . . . . .	34,387	18,732	165,046	28,471	..	16,446	6,133	50,249	8,892	..
Iraq . . . . .	20,700	..	..	..	..	4,895	..	..	..	..
Persia . . . . .	..	5,360	..	..	..	..	1,338	..	..	..
Japan . . . . .	14,529,206	16,153,431	16,545,323	3,968,877	3,374,300	31,91,047	35,83,019	34,81,643	6,65,232	7,41,296
United States of America—										
<i>Via Atlantic Coast . . . . .</i>	<i>3,064</i>	<i>100</i>	<i>330</i>	<i>..</i>	<i>..</i>	<i>1,087</i>	<i>..</i>	<i>100</i>	<i>..</i>	<i>..</i>
Other Foreign Countries . . . . .	80	..	5,747	360	..	34	..	1,533	232	..
<b>TOTAL FOREIGN COUNTRIES</b>	<b>15,158,830</b>	<b>17,039,888</b>	<b>18,428,504</b>	<b>4,676,494</b>	<b>3,978,485</b>	<b>34,25,723</b>	<b>39,12,523</b>	<b>40,87,849</b>	<b>9,01,484</b>	<b>8,83,373</b>
<i>Share of Bengal . . . . .</i>	<i>5,300,012</i>	<i>7,717,179</i>	<i>9,587,540</i>	<i>2,462,305</i>	<i>947,210</i>	<i>15,47,028</i>	<i>19,73,532</i>	<i>23,12,299</i>	<i>4,91,704</i>	<i>1,67,497</i>
" <i>Bombay . . . . .</i>	<i>5,369,166</i>	<i>6,097,173</i>	<i>5,478,871</i>	<i>335,782</i>	<i>232,581</i>	<i>14,65,376</i>	<i>15,98,547</i>	<i>15,40,194</i>	<i>2,33,600</i>	<i>58,620</i>
" <i>Sind . . . . .</i>	<i>3,373,262</i>	<i>5,558,179</i>	<i>7,111,064</i>	<i>2,319,636</i>	<i>272,962</i>	<i>14,56,144</i>	<i>31,31,306</i>	<i>25,18,945</i>	<i>10,56,704</i>	<i>90,111</i>
" <i>Madras . . . . .</i>	<i>12,451</i>	<i>242</i>	<i>1,939</i>	<i>14,518</i>	<i>7,130</i>	<i>2,505</i>	<i>280</i>	<i>1,334</i>	<i>4,337</i>	<i>1,840</i>
" <i>Burma . . . . .</i>	<i>5,577,803</i>	<i>6,004,230</i>	<i>3,337,911</i>	<i>3,170,212</i>	<i>3,746,032</i>	<i>12,29,693</i>	<i>13,74,573</i>	<i>9,86,303</i>	<i>9,30,316</i>	<i>10,84,062</i>
<b>TOTAL</b>	<b>20,132,639</b>	<b>25,677,009</b>	<b>26,017,325</b>	<b>9,302,953</b>	<b>5,255,915</b>	<b>57,00,751</b>	<b>80,83,733</b>	<b>73,58,130</b>	<b>27,77,211</b>	<b>13,82,130</b>

No. 13—continued

ARTICLES, AND COUNTRIES OF CONSIGNMENT; ALSO SHARE OF EACH PROVINCE	QUANTITY					VALUE				
	1927-28	1928-29	1929-30	1930-31	1931-32	1927-28	1928-29	1929-30	1930-31	1931-32
						R	R	R	R	R
<i>Textiles—continued</i>										
<i>Cotton—continued</i>										
<i>Manufactures—continued</i>										
<i>Piecegoods—continued</i>										
<i>Coloured Printed or Dyed—continued</i>										
<i>Woven coloured goods—continued</i>										
	Yards	Yards	Yards	Yards	Yards					
<i>Twills (III. Q)—</i>										
United Kingdom . . . . .	1,554,367	933,651	668,170	180,474	44,409	6,39,167	3,54,049	2,14,017	62,923	9,425
Kenya Colony . . . . .	..	..	..	62,400	..	..	..	..	9,317	..
<b>TOTAL BRITISH EMPIRE</b>	<b>1,554,367</b>	<b>933,651</b>	<b>668,170</b>	<b>242,874</b>	<b>44,409</b>	<b>6,39,167</b>	<b>3,54,049</b>	<b>2,14,017</b>	<b>72,240</b>	<b>9,425</b>
Germany . . . . .	776	..	495	..	..	263	..	1,153	..	..
Netherlands . . . . .	2,940	..	..	..	..	2,362	..	..	..	..
Belgium . . . . .	..	6,992	..	..	..	..	6,088	..	..	..
Italy . . . . .	89,766	72,840	27,363	2,214	..	54,750	36,947	9,343	876	..
Czechoslovakia . . . . .	1,772	..	..	..	..	1,152	..	..	..	..
Japan . . . . .	10,308,100	10,561,837	9,841,722	2,090,182	999,130	23,91,302	23,11,473	20,55,801	3,75,149	155,745
<b>TOTAL FOREIGN COUNTRIES</b>	<b>10,403,353</b>	<b>10,641,669</b>	<b>9,869,580</b>	<b>2,092,396</b>	<b>999,130</b>	<b>24,49,829</b>	<b>23,54,508</b>	<b>20,66,297</b>	<b>3,76,025</b>	<b>155,745</b>
<i>Share of Bengal . . . . .</i>	<i>3,748,316</i>	<i>3,301,135</i>	<i>3,094,298</i>	<i>1,053,003</i>	<i>436,049</i>	<i>10,55,642</i>	<i>9,20,524</i>	<i>3,22,241</i>	<i>3,47,399</i>	<i>79,464</i>
„ <i>Bombay . . . . .</i>	<i>6,826,853</i>	<i>7,987,021</i>	<i>7,443,452</i>	<i>1,155,946</i>	<i>395,570</i>	<i>16,75,194</i>	<i>17,18,220</i>	<i>14,68,073</i>	<i>1,80,533</i>	<i>66,777</i>
„ <i>Sind . . . . .</i>	<i>1,140,203</i>	<i>136,163</i>	..	..	120	<i>2,34,386</i>	<i>34,436</i>	..	..	<i>155</i>
„ <i>Burma . . . . .</i>	<i>241,848</i>	<i>151,001</i>	..	<i>126,321</i>	<i>211,800</i>	<i>73,774</i>	<i>35,377</i>	..	<i>19,333</i>	<i>28,774</i>
<b>TOTAL</b>	<b>11,957,720</b>	<b>11,575,320</b>	<b>10,537,750</b>	<b>2,335,270</b>	<b>1,043,539</b>	<b>30,88,096</b>	<b>27,08,557</b>	<b>22,30,314</b>	<b>4,48,265</b>	<b>1,66,170</b>
<i>Velvet and Velveteens (III. Q)—</i>	Yards	Yards	Yards	Yards	Yards					
United Kingdom . . . . .	1,080,190	1,028,582	700,385	264,495	190,343	9,03,845	8,60,746	5,61,929	1,88,998	1,40,498
Gibraltar . . . . .	..	801	301	..	..	..	1,085	1,084	..	..
Ceylon . . . . .	4,208	2,653	..	..	..	5,519	3,723	..	..	..
Straits Settlements (including Labuan) . . . . .	1,439	42	..	1,231	..	1,107	48	..	1,483	..
Hongkong . . . . .	1,360	1,360	5,079	..	..	1,190	1,360	5,079	..	..
Other British Possessions . . . . .	70	..	..	..	13	90	..	..	..	41
<b>TOTAL BRITISH EMPIRE</b>	<b>1,087,207</b>	<b>1,033,438</b>	<b>705,765</b>	<b>265,726</b>	<b>190,356</b>	<b>9,11,751</b>	<b>8,72,962</b>	<b>5,68,092</b>	<b>1,90,481</b>	<b>1,40,509</b>
Norway . . . . .	..	..	881	..	..	..	..	2,082	..	..
Germany . . . . .	649,454	605,320	332,276	153,830	237,842	7,06,144	6,85,501	3,52,432	1,41,862	2,21,200
Netherlands . . . . .	25,180	28,029	19,742	..	55,086	23,935	26,150	15,384	..	15,536
Belgium . . . . .	11,759	9,192	5,320	..	1,404	12,443	8,798	3,708	..	1,777
France . . . . .	20,981	17,866	13,924	575	264	17,688	11,858	11,675	1,101	158
Switzerland . . . . .	335	1,250	..	11	109	333	3,710	..	21	96
Italy . . . . .	59,408	76,015	32,207	15,089	7,620	31,847	56,600	19,066	7,063	5,408
Austria . . . . .	902	722	..	..	..	1,729	813	..	..	..
Czechoslovakia . . . . .	14,922	5,713	8,594	2,387	6,443	18,511	14,043	13,114	4,976	12,294
Japan . . . . .	239,598	520,274	638,689	172,702	664,210	1,93,019	3,78,018	4,50,283	80,390	2,89,977
<b>TOTAL FOREIGN COUNTRIES</b>	<b>1,022,539</b>	<b>1,264,381</b>	<b>1,051,633</b>	<b>344,594</b>	<b>972,778</b>	<b>10,05,599</b>	<b>11,86,091</b>	<b>8,72,744</b>	<b>2,35,418</b>	<b>5,46,446</b>
<i>Share of Bengal . . . . .</i>	<i>492,171</i>	<i>465,196</i>	<i>330,536</i>	<i>106,690</i>	<i>150,676</i>	<i>4,13,797</i>	<i>3,43,617</i>	<i>2,58,972</i>	<i>79,343</i>	<i>70,250</i>
„ <i>Bombay . . . . .</i>	<i>1,005,713</i>	<i>966,075</i>	<i>608,726</i>	<i>309,534</i>	<i>463,343</i>	<i>9,33,451</i>	<i>9,10,554</i>	<i>4,94,239</i>	<i>1,90,166</i>	<i>2,79,668</i>
„ <i>Sind . . . . .</i>	<i>286,631</i>	<i>513,313</i>	<i>409,017</i>	<i>177,920</i>	<i>540,760</i>	<i>2,98,127</i>	<i>4,76,443</i>	<i>3,32,098</i>	<i>1,41,635</i>	<i>3,31,090</i>
„ <i>Madras . . . . .</i>	<i>18,590</i>	<i>10,295</i>	<i>1,495</i>	<i>3,493</i>	<i>3,345</i>	<i>17,824</i>	<i>14,236</i>	<i>2,218</i>	<i>3,534</i>	<i>6,442</i>
„ <i>Burma . . . . .</i>	<i>311,641</i>	<i>342,940</i>	<i>409,624</i>	<i>7,683</i>	<i>5,010</i>	<i>2,54,151</i>	<i>3,14,148</i>	<i>3,54,209</i>	<i>6,241</i>	<i>2,605</i>
<b>TOTAL</b>	<b>2,109,746</b>	<b>2,297,819</b>	<b>1,757,898</b>	<b>610,320</b>	<b>1,163,134</b>	<b>19,17,350</b>	<b>20,59,053</b>	<b>14,40,836</b>	<b>4,25,899</b>	<b>6,86,955</b>
<i>Unspecified descriptions (III. Q)—</i>	Yards	Yards	Yards	Yards	Yards					
United Kingdom . . . . .	15,662,311	12,754,941	10,233,091	2,610,052	165,884	82,54,008	68,88,301	52,48,745	12,67,446	55,905
Ceylon . . . . .	11,603	67	..	..	..	6,586	33	..	..	..
Straits Settlements (including Labuan) . . . . .	5,935	687	62	160	..	2,788	303	32	147	..
Hongkong . . . . .	6,033	..	..	3,000	..	8,483	..	..	1,350	..
Other British Possessions . . . . .	..	..	..	65	..	..	..	..	25	..
<b>TOTAL BRITISH EMPIRE</b>	<b>15,685,882</b>	<b>12,755,645</b>	<b>10,233,153</b>	<b>2,613,877</b>	<b>165,884</b>	<b>82,71,925</b>	<b>68,88,637</b>	<b>52,48,777</b>	<b>12,68,968</b>	<b>55,865</b>

GENERAL IMPORTS

( 544 )

No. 13—continued

ARTICLES, AND COUNTRIES OF CONSIGNMENT; ALSO SHARE OF EACH PROVINCE	QUANTITY					VALUE				
	1927-28	1928-29	1929-30	1930-31	1931-32	1927-28	1928-29	1929-30	1930-31	1931-32
						₹	₹	₹	₹	₹
<i>Textiles—continued</i>										
<i>Cotton—continued</i>										
<i>Manufactures—continued</i>										
<i>Piecegoods—continued</i>										
<i>Coloured Printed or Dyed—continued</i>										
<i>Woven coloured goods—continued</i>										
<i>Unspecified descriptions (III. Q)—continued</i>	Yards	Yards	Yards	Yards	Yards					
Germany . . . . .	223,836	153,674	251,271	57,379	23,001	1,25,574	90,477	1,26,404	23,691	14,268
Netherlands . . . . .	322,627	124,148	143,628	26,279	2,270	1,83,780	82,904	93,307	17,717	1,364
Belgium . . . . .	78,800	172,869	178,051	72,423	89,439	69,226	1,37,268	1,62,216	57,290	61,094
France . . . . .	76,164	27,428	3,613	4,983	..	41,902	22,183	4,422	5,410	..
Switzerland . . . . .	109,380	72,302	75,041	70,400	19,597	76,860	65,301	44,099	41,787	10,439
Italy . . . . .	1,408,344	1,305,902	1,354,200	235,915	6,102	7,07,249	8,38,544	7,81,252	1,04,900	3,271
Austria . . . . .	3,034	27,311	10,621	23,280	3,976	1,648	13,113	8,505	8,459	2,175
Czechoslovakia . . . . .	1,031	..	1,611	..	..	1,051	..	1,088	..	..
Japan . . . . .	804,840	1,017,327	1,437,754	537,461	96,700	2,12,664	3,21,481	3,47,168	1,29,430	24,925
United States of America—										
<i>Via Atlantic Coast</i> . . . . .	83,253	223,155	370,930	35,075	79	49,066	91,577	1,37,995	21,360	84
<i>Other Foreign Countries</i> . . . . .	613	10	..	12	..	346	6	..	6	..
<b>TOTAL FOREIGN COUNTRIES</b> . . . . .	<b>3,112,522</b>	<b>3,210,626</b>	<b>3,827,010</b>	<b>1,072,212</b>	<b>246,164</b>	<b>15,29,366</b>	<b>16,62,074</b>	<b>17,06,456</b>	<b>4,15,050</b>	<b>1,17,625</b>
<i>Share of Bengal</i> . . . . .	17,761,330	14,976,925	12,630,330	3,370,331	297,363	93,62,707	32,05,196	64,24,656	15,35,673	1,04,476
<i>" Bombay</i> . . . . .	320,296	449,484	761,443	200,425	94,147	2,30,407	2,78,930	3,87,189	1,02,946	64,330
<i>" Sind</i> . . . . .	14,600	..	..	..	..	5,877	..	..	..	..
<i>" Madras</i> . . . . .	16,602	67	16,513	5,927	3,538	10,353	33	12,463	4,836	1,470
<i>" Burma</i> . . . . .	695,526	543,795	601,377	109,356	7,000	1,91,947	1,67,402	1,50,925	40,763	3,154
<b>TOTAL</b> . . . . .	<b>18,798,404</b>	<b>15,975,271</b>	<b>14,060,163</b>	<b>3,686,089</b>	<b>402,049</b>	<b>98,01,291</b>	<b>86,51,611</b>	<b>60,55,233</b>	<b>16,84,018</b>	<b>1,73,430</b>
<i>Total Woven Coloured Goods—</i>										
	Yards	Yards	Yards	Yards	Yards					
United Kingdom . . . . .	45,527,238	44,169,235	41,788,893	17,954,884	4,196,825	2,25,14,423	2,30,17,099	1,96,24,923	74,75,268	10,71,145
Gibraltar . . . . .	..	801	301	..	..	..	1,085	1,084	..	..
Aden and Dependencies . . . . .	9,020	..	46,800	3,100	..	2,141	..	7,554	1,287	..
Ceylon . . . . .	17,277	7,020	150	..	..	13,016	4,981	187	..	..
Straits Settlements (including <i>Labuan</i> ) . . . . .	30,677	9,178	16,136	116,568	4,834	24,623	4,551	7,895	25,132	1,638
Hongkong . . . . .	81,599	17,398	101,673	36,626	2,997	43,105	9,090	43,355	7,580	928



## No. 13—continued

ARTICLES AND COUNTRIES OF CONSIGNMENT; ALSO SHARE OF EACH PROVINCE	QUANTITY					VALUE				
	1927-28	1928-29	1929-30	1930-31	1931-32	1927-28	1928-29	1929-30	1930-31	1931-32
						R	R	R	R	R
<i>Textiles—continued</i>										
<i>Cotton—continued</i>										
<i>Manufactures—continued</i>										
<i>Piecegoods—continued</i>										
<i>Coloured Printed or Dyed—continued</i>										
<i>Woven coloured goods—continued</i>										
<i>Total Woven Coloured Goods—continued</i>	Yards	Yards	Yards	Yards	Yards					
Zanzibar and Pemba . . . . .	6,000	..	230	..	..	1,284	..	342	..	..
Kenya Colony . . . . .	2,840	..	..	62,415	..	2,486	..	..	9,332	..
Other British Possessions . . . . .	50	..	..	50	443	60	..	..	10	259
<b>TOTAL BRITISH EMPIRE</b>	<b>45,674,751</b>	<b>44,203,532</b>	<b>41,954,162</b>	<b>18,178,643</b>	<b>4,204,648</b>	<b>2,26,01,236</b>	<b>2,30,37,706</b>	<b>1,06,85,347</b>	<b>75,18,609</b>	<b>16,73,970</b>
<i>Latvia . . . . .</i>	..	1,045	..	..	..	..	1,019	..	..	..
<i>Poland (including Dantzg) . . . . .</i>	9,508	..	40,807	12,319	1,965	6,839	..	37,041	5,173	1,055
<i>Germany . . . . .</i>	1,407,687	1,163,196	785,254	249,168	293,035	11,15,058	10,08,181	5,78,045	1,92,979	2,48,058
<i>Norway . . . . .</i>	..	..	881	..	..	..	..	2,082	..	..
<i>Netherlands . . . . .</i>	5,129,215	1,341,325	6,823,642	3,770,975	617,831	27,84,330	7,47,520	35,52,365	17,80,007	2,31,513
<i>Belgium . . . . .</i>	1,337,659	1,062,130	870,865	873,585	176,460	12,05,209	16,57,113	7,86,547	2,75,350	1,14,187
<i>France . . . . .</i>	102,276	86,354	158,530	42,897	2,599	63,958	65,678	72,734	30,448	2,331
<i>Switzerland . . . . .</i>	806,330	400,478	231,776	185,584	58,808	7,72,033	3,67,443	2,18,584	1,24,260	33,703
<i>Italy . . . . .</i>	6,523,379	6,911,932	6,830,052	2,229,473	2,487,389	23,95,823	39,71,006	34,57,380	10,07,971	7,35,978
<i>Austria . . . . .</i>	5,808	28,033	12,368	23,230	30,310	6,914	13,926	9,302	8,459	14,789
<i>Czechoslovakia . . . . .</i>	66,934	43,416	232,196	33,525	10,073	43,645	35,503	64,595	19,291	14,745
<i>Turkey, European . . . . .</i>	2,382	..	..	..	..	3,313	..	..	..	..
<i>Iraq . . . . .</i>	20,700	900	12,000	..	13,061	4,895	234	5,011	..	6,579
<i>Persia . . . . .</i>	1,000	5,360	..	..	..	631	1,333	..	..	..
<i>Siam . . . . .</i>	2,575	24,764	599	12	..	2,491	32,204	464	6	..
<i>China (exclusive of Hongkong and Macao) . . . . .</i>	..	7,500	16,000	225	..	..	2,280	4,324	140	..
<i>Japan . . . . .</i>	50,952,535	50,466,285	74,109,625	21,004,895	17,466,498	1,22,18,073	1,21,07,182	1,60,03,082	41,98,513	36,80,723
<i>United States of America—</i>										
<i>Via Atlantic Coast . . . . .</i>	126,184	300,815	399,871	51,165	139	62,698	1,10,112	1,50,950	26,821	129
<i>Other Foreign Countries . . . . .</i>	430	1,446	..	135	97	231	309	..	92	96
<b>TOTAL FOREIGN COUNTRIES</b>	<b>65,501,052</b>	<b>62,745,039</b>	<b>90,579,977</b>	<b>27,982,223</b>	<b>21,158,065</b>	<b>2,11,91,096</b>	<b>2,01,22,453</b>	<b>2,49,68,966</b>	<b>76,78,611</b>	<b>50,89,956</b>
<i>Share of Bengal . . . . .</i>	60,177,085	57,736,037	59,450,313	17,233,224	4,426,743	2,38,04,327	2,09,64,982	2,04,36,276	50,49,810	10,30,196
<i>„ Bombay . . . . .</i>	29,314,291	36,907,116	43,948,308	9,406,621	4,037,534	1,16,01,109	1,36,99,737	1,30,21,161	31,77,967	10,90,251
<i>„ Sind . . . . .</i>	7,538,292	9,451,620	9,412,599	4,413,027	3,016,433	35,35,338	58,74,305	41,97,193	18,90,629	10,95,472
<i>„ Madras . . . . .</i>	110,647	25,504	55,967	224,973	70,537	66,835	22,675	35,233	77,331	24,128
<i>„ Burma . . . . .</i>	14,035,433	8,773,294	19,666,456	14,333,116	13,311,361	47,94,823	36,98,410	70,14,445	50,01,193	35,33,380
<b>TOTAL</b>	<b>111,175,803</b>	<b>106,948,571</b>	<b>132,534,139</b>	<b>46,160,866</b>	<b>25,362,713</b>	<b>4,37,92,332</b>	<b>4,31,60,159</b>	<b>4,46,54,313</b>	<b>1,51,07,220</b>	<b>67,63,925</b>
<i>Total Coloured Printed, or Dyed—</i>	Yards	Yards	Yards	Yards	Yards					
<i>United Kingdom . . . . .</i>	352,210,938	335,606,433	278,620,280	147,640,729	110,270,875	12,59,05,619	11,99,30,482	9,50,44,455	4,47,61,279	2,85,35,949
<i>Gibraltar . . . . .</i>	420	801	321	..	50	410	1,085	1,104	..	50
<i>Aden and Dependencies . . . . .</i>	9,673	3,306	47,363	9,841	874	2,733	1,982	3,069	2,767	829
<i>Bahrain Islands . . . . .</i>	210	600	2,307	113	420	130	286	1,280	40	210
<i>Ceylon . . . . .</i>	285,021	293,183	272,505	306,816	296,979	1,55,272	1,56,321	1,34,488	1,20,111	98,805
<i>Straits Settlements (excluding Labuan) . . . . .</i>	3,167,833	2,146,715	1,489,232	711,732	424,339	16,90,765	11,27,339	7,31,323	3,09,782	1,51,703
<i>Federated Malay States . . . . .</i>	500	2,319	1,234	2,319	632	255	1,533	529	1,472	643
<i>Hongkong . . . . .</i>	315,428	95,600	220,894	432,145	34,210	1,35,065	42,167	96,151	1,23,351	10,729
<i>Cape of Good Hope . . . . .</i>	1,610	1,244	373	693	98	1,490	879	350	492	98
<i>Natal . . . . .</i>	15,685	19,777	15,511	3,113	4,312	13,584	16,770	13,219	4,313	4,656
<i>Transvaal . . . . .</i>	1,101	570	1,553	372	402	925	570	1,553	214	402

GENERAL IMPORTS

( 546 )

No. 13—continued

ARTICLES AND COUNTRIES OF CONSIGNMENT; ALSO SHARE OF EACH PROVINCE	QUANTITY					VALUE				
	1927-28	1928-29	1929-30	1930-31	1931-32	1927-28	1928-29	1929-30	1930-31	1931-32
<i>Textiles—continued</i>						R	R	R	R	R
<i>Cotton—continued</i>										
<i>Manufactures—continued</i>										
<i>Piecegoods—continued</i>										
<i>Coloured Printed or Dyed—continued</i>										
<i>Total Coloured, Printed or Dyed—continued</i>	Yards	Yards	Yards	Yards	Yards					
Zanzibar and Pemba . . . . .	8,081	8,296	1,782	510	344	2,634	2,804	1,648	416	34
Kenya Colony . . . . .	29,447	6,102	27,044	88,859	11,779	24,062	5,227	9,645	24,288	8,000
Tanganyika Territory . . . . .	412	1,299	1,328	67	826	335	1,239	1,287	63	321
Mauritius and Dependencies . . . . .	330	1,050	40	435	166	330	1,325	20	435	164
South Australia (including Northern Territory) . . . . .	..	..	..	40	..	..	..	..	40	..
Victoria . . . . .	274	20	4	120	80	385	20	4	120	81
Tasmania . . . . .	..	..	..	1,335	..	..	..	..	1,252	..
New South Wales . . . . .	..	205	20	471	406	..	185	20	345	511
Queensland . . . . .	..	..	54	..	..	..	..	17	..	..
Australian Commonwealth (Total) . . . . .	274	225	78	1,968	486	385	205	41	1,757	591
Other British Possessions . . . . .	365	622	2,386	42	730	405	567	1,465	28	86
<b>TOTAL BRITISH EMPIRE</b>	<b>356,047,378</b>	<b>338,183,837</b>	<b>280,704,241</b>	<b>149,201,821</b>	<b>111,047,522</b>	<b>12,79,35,034</b>	<b>12,12,90,871</b>	<b>9,60,46,617</b>	<b>4,53,51,308</b>	<b>2,88,14,460</b>
Latvia . . . . .	..	1,045	..	..	..	..	1,019	..	..	..
Sweden . . . . .	..	4,640	75	2	..	..	1,559	150	2	..
Norway . . . . .	..	..	881	1,080	..	..	..	2,082	482	..
Poland (including Dantzic) . . . . .	9,508	..	40,807	13,001	1,965	6,889	..	37,041	5,483	1,051
Germany . . . . .	2,644,414	2,183,596	1,403,888	583,172	521,306	17,63,376	15,13,145	8,65,761	3,50,033	3,92,781
Netherlands . . . . .	12,069,810	11,255,778	14,185,817	8,544,880	3,074,350	61,25,334	55,46,915	69,80,354	35,08,744	10,10,751
Belgium . . . . .	1,745,167	2,167,840	917,169	397,474	204,566	14,59,178	17,61,418	8,26,145	2,06,698	1,31,261
France . . . . .	130,096	315,992	203,231	81,994	155,969	85,768	1,07,316	1,12,084	59,708	71,011
Switzerland . . . . .	2,526,539	2,291,734	1,586,373	685,520	1,011,989	18,62,318	16,01,740	10,27,762	3,84,349	6,87,951
Italy . . . . .	24,562,727	36,112,032	22,989,915	8,749,773	9,924,457	85,18,973	1,22,39,091	82,51,653	28,14,577	25,98,401
Austria . . . . .	246,440	364,524	208,785	219,926	122,088	1,86,998	1,75,664	1,04,953	71,965	56,501
Czechoslovakia . . . . .	114,451	96,759	321,568	47,619	24,072	75,956	64,774	1,34,838	24,659	20,211
Greece . . . . .	..	..	..	..	6,334	..	..	..	..	2,901
Turkey, European . . . . .	2,382	..	..	..	..	3,313	..	..	..	..
Maskat Territory and Trucial Oman . . . . .	610	2,265	3,290	430	484	226	452	953	120	160
Native States in Arabia other than Maskat Territory and Trucial Oman . . . . .	670	24,521	574	1,385	996	411	9,581	464	1,070	751
Iraq . . . . .	82,026	11,161	26,722	11,171	30,162	9,300	11,121	12,905	4,266	11,811
Perak . . . . .	9,365	30,814	8,677	15,650	14,833	2,547	8,847	3,317	3,114	5,571
Java . . . . .	7,833	2,090	950	455	652	7,002	1,413	500	285	411
Sumatra . . . . .	4,657	27,927	2,643	5,046	1,212	3,899	34,113	2,188	4,398	471
Indo-China (including Cochin-China, Cambodia, Annam, Tonkin and French leased territories in China) . . . . .	370	1,898	1,195	1,644	..	360	1,770	1,356	1,417	..
China (exclusive of Hongkong and Macao) . . . . .	56,567	112,676	91,026	48,120	86,258	22,409	36,571	31,541	12,482	11,761
Japan . . . . .	102,667,851	109,798,821	154,269,631	74,329,591	94,668,418	2,63,28,973	2,71,28,125	3,44,77,525	1,43,70,658	1,62,66,704
Egypt . . . . .	10,084	1,350	180	110	137	2,865	751	198	62	171
Portuguese East Africa . . . . .	2,110	5,434	2,962	1,562	819	1,827	4,991	2,640	1,476	819
Madagascar . . . . .	150	45	1,853	..	30	115	45	1,370	..	30
United States of America—										
<i>Via Atlantic Coast</i> . . . . .	1,949,201	3,938,241	6,501,942	2,830,293	1,741,752	8,41,939	17,59,506	25,40,024	9,17,148	4,41,461
<i>" Pacific "</i> . . . . .	..	..	120	70	10	..	..	45	25	13
Other Foreign Countries . . . . .	1,036	3,258	4,147	1,693	2,289	601	1,778	1,431	713	865
<b>TOTAL FOREIGN COUNTRIES</b>	<b>148,793,954</b>	<b>168,751,676</b>	<b>202,771,136</b>	<b>96,570,638</b>	<b>112,195,746</b>	<b>4,78,06,321</b>	<b>5,21,01,202</b>	<b>5,54,19,677</b>	<b>2,28,42,929</b>	<b>2,17,13,872</b>
<i>Share of Bengal</i> . . . . .	<i>135,799,287</i>	<i>111,452,747</i>	<i>118,596,335</i>	<i>65,473,892</i>	<i>63,635,161</i>	<i>4,65,09,718</i>	<i>3,78,91,093</i>	<i>3,68,87,297</i>	<i>1,69,16,504</i>	<i>1,33,70,248</i>
<i>" Bombay</i> . . . . .	<i>176,904,824</i>	<i>201,718,218</i>	<i>189,826,057</i>	<i>66,903,270</i>	<i>53,327,032</i>	<i>6,13,93,338</i>	<i>6,30,93,970</i>	<i>5,78,74,761</i>	<i>1,90,25,422</i>	<i>1,21,63,182</i>
<i>" Sind</i> . . . . .	<i>101,603,219</i>	<i>112,517,975</i>	<i>30,166,432</i>	<i>45,491,735</i>	<i>57,357,896</i>	<i>3,35,05,168</i>	<i>3,65,32,583</i>	<i>2,39,24,204</i>	<i>1,21,57,233</i>	<i>1,27,05,038</i>
<i>" Madras</i> . . . . .	<i>12,800,546</i>	<i>15,337,669</i>	<i>18,466,161</i>	<i>11,236,914</i>	<i>6,030,014</i>	<i>49,97,134</i>	<i>57,20,567</i>	<i>[ 64,73,749</i>	<i>34,11,177</i>	<i>14,91,999</i>
<i>" Burma</i> . . . . .	<i>77,733,456</i>	<i>65,908,904</i>	<i>76,420,392</i>	<i>56,667,448</i>	<i>52,893,115</i>	<i>2,38,44,997</i>	<i>2,52,43,920</i>	<i>2,63,06,283</i>	<i>1,66,33,901</i>	<i>1,17,98,779</i>
<b>TOTAL</b>	<b>504,841,332</b>	<b>506,985,513</b>	<b>483,475,377</b>	<b>245,772,459</b>	<b>223,243,268</b>	<b>17,52,41,355</b>	<b>17,34,82,133</b>	<b>15,14,66,294</b>	<b>6,81,04,237</b>	<b>5,05,28,337</b>

No. 13—continued

ARTICLES, AND COUNTRIES OF CONSIGNMENT; ALSO SHARE OF EACH PROVINCE	QUANTITY					VALUE				
	1927-28	1928-29	1929-30	1930-31	1931-32	1927-28	1928-29	1929-30	1930-31	1931-32
						R	R	R	R	R
<i>Textiles continued</i>										
<i>Cotton—continued</i>										
<i>Manufactures—continued</i>										
<i>Piecegoods—continued</i>										
<i>Fents of all descriptions not more   than 9 yards in length (III. Q)*</i>										
United Kingdom . . . . .	—	—	—	1,993,824	5,849,427	—	—	—	4,27,440	11,42,085
Kenya Colony . . . . .	—	—	—	18,558	18,651	—	—	—	6,024	4,357
Natal . . . . .	—	—	—	4,481	6,664	—	—	—	1,443	2,431
Other British Possessions . . . . .	—	—	—	3,564	7,101	—	—	—	1,108	2,266
<b>TOTAL BRITISH EMPIRE . . . . .</b>	—	—	—	<b>2,019,927</b>	<b>5,876,843</b>	—	—	—	<b>4,36,016</b>	<b>11,51,139</b>
Germany . . . . .	—	—	—	53,159	90,476	—	—	—	10,149	13,647
Netherlands . . . . .	—	—	—	18,771	5,500	—	—	—	2,107	468
France . . . . .	—	—	—	88	90,695	—	—	—	20	20,904
Switzerland . . . . .	—	—	—	44,078	47,124	—	—	—	10,044	10,687
Italy . . . . .	—	—	—	48,141	54,626	—	—	—	18,367	11,697
Austria . . . . .	—	—	—	3,456	716	—	—	—	1,112	153
United States of America—										
<i>Via Atlantic Coast . . . . .</i>	—	—	—	4,057,709	15,585,160	—	—	—	7,67,591	21,23,099
<i>" Pacific " . . . . .</i>	—	—	—	..	82	—	—	—	..	50
Other Foreign Countries . . . . .	—	—	—	9,200	11,196	—	—	—	1,977	2,597
<b>TOTAL FOREIGN COUNTRIES . . . . .</b>	—	—	—	<b>4,229,552</b>	<b>15,885,625</b>	—	—	—	<b>8,06,867</b>	<b>21,86,292</b>
<i>Share of Bengal . . . . .</i>	—	—	—	510,901	1,060,335	—	—	—	99,711	1,62,430
<i>" Bombay . . . . .</i>	—	—	—	5,030,851	13,439,094	—	—	—	10,06,635	23,40,233
<i>" Sind . . . . .</i>	—	—	—	581,244	7,217,849	—	—	—	1,05,693	3,26,283
<i>" Madras . . . . .</i>	—	—	—	38,412	17,194	—	—	—	18,633	4,481
<i>" Burma . . . . .</i>	—	—	—	38,071	27,396	—	—	—	11,760	4,154
<b>TOTAL . . . . .</b>	—	—	—	<b>6,249,779</b>	<b>21,762,368</b>	—	—	—	<b>12,42,382</b>	<b>33,37,431</b>
<i>Wools others (III. Q)*—</i>										
United Kingdom . . . . .	—	—	—	554,997	652,202	—	—	—	1,23,920	1,59,062
Switzerland . . . . .	—	—	—	1,965	1,870	—	—	—	1,887	504
Italy . . . . .	—	—	—	16,119	2,541	—	—	—	4,320	658
Australia . . . . .	—	—	—	420	7,162	—	—	—	147	1,525
Germany . . . . .	—	—	—	71,471	9,758	—	—	—	741	2,143
Japan . . . . .	—	—	—	16,860	71,400	—	—	—	2,352	8,901
United States of America—										
<i>Via Atlantic Coast . . . . .</i>	—	—	—	734,940	780,972	—	—	—	2,08,021	1,65,818
Other Foreign Countries . . . . .	—	—	—	105	207	—	—	—	65	60
<b>TOTAL FOREIGN COUNTRIES . . . . .</b>	—	—	—	<b>771,880</b>	<b>874,000</b>	—	—	—	<b>2,17,033</b>	<b>1,79,609</b>
<i>Share of Bengal . . . . .</i>	—	—	—	422,976	345,263	—	—	—	77,964	66,409
<i>" Bombay . . . . .</i>	—	—	—	611,509	774,555	—	—	—	1,67,706	1,98,323
<i>" Sind . . . . .</i>	—	—	—	280,258	406,364	—	—	—	91,629	73,939
<i>" Madras . . . . .</i>	—	—	—	10,453	..	—	—	—	2,271	..
<i>" Burma . . . . .</i>	—	—	—	1,681	..	—	—	—	1,383	..
<b>TOTAL . . . . .</b>	—	—	—	<b>1,326,877</b>	<b>1,526,202</b>	—	—	—	<b>3,49,958</b>	<b>3,38,671</b>

\* Separately recorded from 1930-31.

GENERAL IMPORTS

( 548 )

No. 13—continued

ARTICLES, AND COUNTRIES OF CONSIGNMENT; ALSO SHARE OF EACH PROVINCE	QUANTITY					VALUE				
	1927-28	1928-29	1929-30	1930-31	1931-32	1927-28	1928-29	1929-30	1930-31	1931-32
						₹	₹	₹	₹	₹
<i>Textiles—continued</i>										
<i>Cotton—continued</i>										
<i>Manufactures—continued</i>										
<i>Piecegoods—continued</i>										
Total of Fents (III. Q)—	Yards	Yards	Yards	Yards	Yards					
United Kingdom . . . . .	12,985,149	13,506,107	12,456,293	2,548,321	6,501,629	40,84,302	42,25,563	36,38,075	5,51,360	13,01,147
Ceylon . . . . .	13,220	52,001	3,165	90	399	2,480	7,901	6,326	30	133
Hongkong . . . . .	7,240	1,600	..	..	81	2,359	2,078	..	..	27
Natal . . . . .	412	..	..	4,481	6,664	155	..	..	1,443	2,431
Kenya Colony . . . . .	55	..	..	18,558	13,651	30	..	..	6,024	4,357
Other British Possessions . . . . .	6,233	1,512	115	3,474	6,621	535	612	50	1,078	2,106
<b>TOTAL BRITISH EMPIRE . . . . .</b>	<b>13,012,309</b>	<b>13,561,220</b>	<b>12,459,573</b>	<b>2,574,924</b>	<b>6,529,045</b>	<b>40,89,861</b>	<b>42,36,154</b>	<b>36,44,451</b>	<b>5,59,935</b>	<b>13,10,201</b>
Norway . . . . .	..	2,912	..	..	..	..	2,770	..	..	..
Germany . . . . .	35,323	85,604	46,208	54,630	100,234	7,931	19,648	13,679	10,890	15,700
Netherlands . . . . .	4,565	2,255	1,655	13,771	5,500	1,737	502	195	2,107	453
Belgium . . . . .	1,844	955	290	75	57	1,633	988	315	20	19
France . . . . .	923	6,740	380	38	90,992	391	2,306	105	20	20,964
Switzerland . . . . .	188,131	171,399	105,244	40,043	49,994	67,123	73,903	33,427	11,431	11,101
Italy . . . . .	34,453	33,205	96,860	64,260	57,167	10,956	14,788	39,517	17,687	12,355
Austria . . . . .	..	768	925	3,876	7,973	..	216	1,699	1,259	1,678
Japan . . . . .	13,575	337,179	110,252	21,948	77,447	4,135	60,003	27,861	3,249	9,802
United States of America—										
Via Atlantic Coast . . . . .	23,246,640	22,808,854	23,908,024	4,792,649	16,306,132	52,47,561	49,71,125	52,69,999	9,75,612	22,91,917
" Pacific " . . . . .	..	..	10	..	32	..	..	10	..	50
Other Foreign Countries . . . . .	80	2,595	..	4,142	5,092	35	452	..	1,125	1,617
<b>TOTAL FOREIGN COUNTRIES . . . . .</b>	<b>23,526,039</b>	<b>23,542,466</b>	<b>24,278,848</b>	<b>5,001,432</b>	<b>16,759,525</b>	<b>53,41,557</b>	<b>51,63,206</b>	<b>53,30,807</b>	<b>10,23,400</b>	<b>23,05,001</b>
Share of Bengal . . . . .	782,022	765,537	1,758,546	933,375	1,406,098	2,16,133	2,10,654	4,60,150	1,77,875	2,28,639
" Bombay . . . . .	34,432,103	34,452,472	33,341,060	5,642,360	14,213,649	37,13,709	34,76,420	79,31,238	11,74,341	25,38,606
" Sind . . . . .	1,269,350	1,844,723	1,542,156	361,502	7,624,233	4,66,633	6,77,170	5,41,033	1,97,222	9,00,222
" Madras . . . . .	11,858	7,387	53,133	93,365	17,194	5,376	7,753	16,084	20,954	4,431
" Burma . . . . .	53,015	33,567	43,476	32,754	27,396	29,517	17,353	32,653	13,143	4,154
<b>TOTAL . . . . .</b>	<b>36,538,348</b>	<b>37,103,686</b>	<b>30,738,421</b>	<b>7,576,356</b>	<b>23,238,570</b>	<b>94,31,418</b>	<b>93,39,360</b>	<b>90,31,258</b>	<b>15,83,335</b>	<b>36,76,102</b>
<i>Total Piecegoods—</i>	Yards	Yards	Yards	Yards	Yards					
United Kingdom . . . . .	1,543,110,423	1,456,092,130	1,247,539,321	523,445,664	383,497,617	42,74,23,436	40,43,01,389	33,65,39,600	12,57,34,658	7,95,93,032
Gibraltar . . . . .	420	4,385	321	..	50	410	2,649	1,104	..	50
Aden and Dependencies . . . . .	246,568	26,618	141,863	15,760	7,763	40,472	8,922	23,123	4,043	2,067
Bahrain Islands . . . . .	218	620	6,471	533	3,343	138	294	1,921	192	531
Ceylon . . . . .	520,597	546,594	509,295	495,759	538,134	2,58,241	2,41,762	2,28,327	1,84,102	1,59,706
Straits Settlements (including Labuan) . . . . .	3,337,259	2,565,091	1,703,692	380,179	549,717	17,60,956	12,60,930	11,07,339	3,65,354	1,93,524
Federated Malay States . . . . .	911	2,409	71,344	2,419	647	462	1,600	18,773	1,501	647
Hongkong . . . . .	445,037	123,309	301,570	523,133	85,333	1,68,955	55,320	1,22,633	1,49,437	24,731
Cape of Good Hope . . . . .	1,610	1,244	373	1,004	93	1,490	879	350	594	93
Natal . . . . .	16,097	19,847	15,511	9,599	11,532	13,739	16,305	13,219	5,756	7,112

No. 13—continued

ARTICLES, AND COUNTRIES OF CONSIGNMENT; ALSO SHARE OF EACH PROVINCE	QUANTITY					VALUE				
	1927-28	1928-29	1929-30	1930-31	1931-32	1927-28	1928-29	1929-30	1930-31	1931-32
Textiles—continued										
Cotton—continued										
Manufactures—continued										
Piecegoods—continued										
Total Piecegoods—continued										
Transvaal	Yards	Yards	Yards	Yards	Yards	£	£	£	£	£
Zanzibar and Pemba	1,101	570	1,558	507	1,062	925	570	1,558	250	622
Kenya Colony	8,081	3,296	1,782	701	655	2,634	2,894	1,648	500	451
Tanganyika Territory	20,502	7,842	27,044	107,417	51,830	24,722	5,396	9,645	30,312	16,854
Somaliand Protectorate	412	1,299	1,323	250	637	335	1,239	1,287	124	435
Anglo-Egyptian Sudan	..	3,968	..	21	..	..	1,603	..	7	..
Mauritius and Dependencies	150	250	1,895	257	261	150	250	1,225	257	143
Seychelles	830	1,610	40	1,539	1,975	330	1,325	20	803	769
South Australia (including Northern Territory)	10	4,892	2,044	..	40	8	1,094	856	..	40
Victoria	..	..	..	40	..	..	..	..	40	..
Tasmania	464	20	4	120	80	630	20	4	120	80
New South Wales	..	..	..	1,335	..	..	..	..	1,252	..
Queensland	..	405	20	516	451	..	255	20	360	523
Australian Commonwealth (Total)	..	..	54	..	..	..	..	17	..	..
Other British Possessions	464	425	78	2,011	531	630	275	41	1,773	603
TOTAL BRITISH EMPIRE	5,235	280	168	22	534	585	250	180	8	718
Latvia	1,547,725,375	1,459,411,270	1,250,326,609	525,486,870	384,751,964	42,07,16,608	40,59,05,946	33,77,77,879	12,64,80,234	8,00,02,288
Sweden	..	1,045	..	..	..	..	1,010	..	..	..
Norway	20	4,640	395	2	782	15	1,559	305	2	174
Poland (including Dantzg)	..	2,912	881	1,080	..	..	2,770	2,082	482	..
Germany	9,508	..	40,807	13,001	1,965	6,839	..	37,041	5,483	1,055
Netherlands	2,368,424	2,428,490	1,615,861	772,046	711,135	10,13,649	16,30,189	9,80,240	4,50,386	4,03,310
Belgium	10,580,181	19,673,257	21,693,485	12,817,405	6,623,931	91,60,804	88,33,891	90,03,542	49,64,173	20,63,899
France	1,002,350	2,405,278	1,074,056	454,985	243,933	15,42,070	19,16,078	9,10,214	3,27,507	1,50,481
Spain	204,516	562,781	400,474	150,219	700,181	1,26,007	3,26,978	2,02,176	96,350	2,10,620
Portugal	..	7,034	..	..	..	..	3,785	..	..	..
Switzerland	5,859	..	19,392	..	771	1,518	..	5,459	..	369
Italy	14,804,881	11,173,750	10,270,018	6,176,418	7,585,382	75,15,461	54,50,180	45,89,562	22,94,340	24,08,462
Austria	26,338,330	37,000,829	25,437,241	9,914,935	11,181,105	92,54,276	1,23,07,620	90,18,929	31,47,332	29,06,072
Czechoslovakia	1,297,349	2,576,492	3,236,329	1,422,267	704,350	7,03,328	10,03,338	11,23,896	4,81,720	2,44,243
Greece	193,745	105,488	320,374	48,021	24,072	1,02,819	70,850	1,36,488	25,310	20,215
Turkey, European	..	..	..	..	6,934	..	..	..	..	2,905
Mesopotamia and Trucial Oman	2,882	..	..	..	..	3,313	..	..	..	..
Other Native States in Arabia	750	8,648	8,060	470	656	311	2,168	2,023	140	210
Iraq	815	63,481	1,350	4,281	3,722	476	23,121	787	1,707	1,613
Persia	35,070	19,545	43,187	12,422	34,578	10,866	13,580	17,804	4,840	12,790
Java	10,925	30,814	33,069	15,700	17,376	2,845	8,847	10,292	3,184	5,967
Slam	8,121	2,140	1,440	521	687	7,170	1,438	785	331	451
Indo-China (including Cochinchina, Cambodia, Annam, Tonkin and French leased territories in China)	4,780	23,507	3,529	5,336	1,432	4,000	34,430	2,494	4,555	556
China (exclusive of Hongkong and Macao)	370	1,960	1,195	1,974	1,675	360	1,800	1,856	1,617	915
Japan	6,996,427	13,426,207	9,746,171	2,470,601	3,998,851	10,12,262	32,37,704	20,42,844	4,70,442	6,35,814
Egypt	323,053,458	357,348,077	561,965,625	320,775,901	339,781,843	8,24,74,783	8,89,28,081	12,69,56,110	5,92,09,836	5,45,20,421
Portuguese East Africa	10,184	440	18,422	212	215	2,905	701	5,508	98	217
Madagascar	2,110	5,584	2,962	1,967	1,449	1,827	5,066	2,640	1,611	1,029
United States of America—Via Atlantic Coast	150	45	1,858	..	30	115	45	1,870	..	30
„ Pacific „	23,232,274	29,372,636	33,057,482	9,471,008	10,227,437	71,44,699	79,24,893	87,77,787	24,42,157	30,40,527
Other Foreign Countries	..	..	130	79	42	..	..	55	25	63
TOTAL FOREIGN COUNTRIES	526	3,153	1,207	2,195	2,396	475	1,630	578	927	902
Shares of Bengal	425,654,514	477,949,233	669,019,909	364,543,036	390,361,930	12,16,06,993	13,22,32,841	16,47,32,957	7,40,24,592	6,67,03,210
„ Bombay	990,369,168	843,276,014	857,255,309	344,557,766	225,062,269	25,22,40,666	21,19,18,376	20,36,47,945	6,86,27,793	3,92,06,071
„ Sind	463,683,707	521,126,446	517,867,867	180,740,346	171,022,843	14,09,35,575	15,42,81,721	14,05,04,133	4,36,52,134	3,34,58,738
„ Madras	320,746,187	371,092,463	292,419,170	183,598,750	218,102,803	8,84,61,146	10,17,61,672	7,65,02,411	4,06,05,792	4,02,50,317
„ Burma	66,118,303	80,737,547	107,070,278	76,499,570	61,697,669	2,26,32,121	2,73,53,050	3,38,50,981	1,86,37,923	1,27,41,531
TOTAL	132,462,519	120,526,042	144,743,888	104,633,474	98,828,250	4,70,04,153	4,23,23,968	4,81,05,366	2,89,31,184	2,10,48,235
Bope (III. Q)—United Kingdom	1,973,379,889	1,936,760,513	1,919,346,512	890,029,006	775,613,894	55,13,23,661	53,81,38,787	50,25,10,836	20,05,04,326	14,67,05,492
Hongkong	Lbs. 806,038	Lbs. 820,353	Lbs. 1,035,344	Lbs. 734,885	Lbs. 765,381	9,70,523	10,09,532	12,45,173	7,76,979	6,84,188
Other British Possessions	358	..	..	..	..	2,405	..	..	..	..
TOTAL BRITISH EMPIRE	6	222	1,460	236	89	3	388	669	147	62
TOTAL BRITISH EMPIRE	806,402	820,575	1,036,804	785,121	765,470	9,72,931	10,09,920	12,45,842	7,77,126	6,84,250

GENERAL IMPORTS

( 550 )

No. 13—continued

ARTICLES, AND COUNTRIES OF CONSIGNMENT; ALSO SHARE OF EACH PROVINCE	QUANTITY					VALUE				
	1927-28	1928-29	1929-30	1930-31	1931-32	1927-28	1928-29	1929-30	1930-31	1931-32
<b>Textiles—continued</b>										
<b>Cotton—continued</b>										
<b>Manufactures—continued</b>										
<b>Rope (III. Q)—continued</b>	Lbs.	Lbs.	Lbs.	Lbs.	Lbs.	R	R	R	R	R
Germany . . . . .	1,770	..	2,754	463	8,521	3,024	..	3,345	590	10,015
France . . . . .	..	230	2,381	..	..	..	1,176	2,774	..	..
Japan . . . . .	17,212	1,462	11,856	8,501	7,490	28,265	1,923	14,774	7,651	5,094
United States of America— Via Atlantic Coast . . . . .	15,342	8,510	12,954	20,402	26,046	21,098	11,070	20,974	28,209	28,987
Other Foreign Countries . . . . .	754	300	..	711	1,230	948	336	..	837	785
<b>TOTAL FOREIGN COUNTRIES</b>	<b>35,078</b>	<b>10,502</b>	<b>29,964</b>	<b>30,077</b>	<b>43,337</b>	<b>53,335</b>	<b>15,404</b>	<b>41,807</b>	<b>37,343</b>	<b>44,881</b>
<b>Share of Bengal</b> . . . . .	<b>133,493</b>	<b>57,929</b>	<b>80,436</b>	<b>42,405</b>	<b>25,385</b>	<b>1,30,416</b>	<b>71,569</b>	<b>94,925</b>	<b>45,034</b>	<b>22,365</b>
“ <b>Bombay</b> . . . . .	<b>679,859</b>	<b>709,198</b>	<b>937,586</b>	<b>677,173</b>	<b>739,195</b>	<b>3,17,980</b>	<b>3,84,466</b>	<b>11,33,685</b>	<b>7,19,661</b>	<b>6,67,588</b>
“ <b>Sind</b> . . . . .	<b>8,594</b>	<b>9,162</b>	<b>6,950</b>	<b>10,729</b>	<b>6,511</b>	<b>11,333</b>	<b>13,374</b>	<b>7,641</b>	<b>10,250</b>	<b>5,467</b>
“ <b>Madras</b> . . . . .	<b>13,452</b>	<b>54,343</b>	<b>40,696</b>	<b>34,510</b>	<b>36,694</b>	<b>14,352</b>	<b>55,315</b>	<b>45,333</b>	<b>39,238</b>	<b>32,517</b>
“ <b>Burma</b> . . . . .	<b>1,232</b>	<b>..</b>	<b>1,050</b>	<b>330</b>	<b>522</b>	<b>2,186</b>	<b>..</b>	<b>1,075</b>	<b>236</b>	<b>694</b>
<b>TOTAL</b>	<b>841,480</b>	<b>831,077</b>	<b>1,066,768</b>	<b>705,198</b>	<b>803,807</b>	<b>10,26,266</b>	<b>10,25,524</b>	<b>12,37,709</b>	<b>8,14,469</b>	<b>7,29,131</b>
<b>Thread, sewing (III. Q)—</b>	<b>Lbs.</b>	<b>Lbs.</b>	<b>Lbs.</b>	<b>Lbs.</b>	<b>Lbs.</b>					
United Kingdom . . . . .	1,940,565	1,736,262	1,969,751	1,649,123	1,626,791	67,27,878	61,63,413	69,17,775	52,54,558	47,25,094
Straits Settlements (including Labuan) . . . . .	5,339	3,308	4,153	26,688	292	3,764	4,736	5,457	8,778	1,368
New Zealand (including Nauru and Br. Samoa) . . . . .	..	..	..	739	..	..	..	..	2,012	..
Other British Possessions . . . . .	92	165	39	359	479	260	472	86	730	455
<b>TOTAL BRITISH EMPIRE</b>	<b>1,946,996</b>	<b>1,790,235</b>	<b>2,003,943</b>	<b>1,676,914</b>	<b>1,627,562</b>	<b>67,36,692</b>	<b>61,74,671</b>	<b>69,23,318</b>	<b>52,66,168</b>	<b>47,26,917</b>
Norway . . . . .	..	947	..	..	..	..	3,381	..	..	..
Germany . . . . .	17,012	1,769	2,492	1,151	1,315	43,020	3,697	5,674	2,110	5,347
Netherlands . . . . .	148,522	144,095	194,691	108,042	84,656	4,60,517	4,55,343	6,58,602	3,16,450	2,33,431
Belgium . . . . .	41,567	31,913	35,676	33,860	19,062	92,349	81,467	80,339	90,691	40,992
France . . . . .	2,928	11,939	3,494	6,110	14,708	12,849	48,505	36,865	17,625	63,794
Italy . . . . .	1,351	..	..	..	53,506	1,335	..	..	..	1,42,590
Austria . . . . .	108,570	109,272	149,951	104,729	61,199	3,35,822	3,19,388	3,98,147	2,53,244	1,51,888
Japan . . . . .	9,477	4,271	4,760	3,941	2,362	12,906	14,678	5,375	5,248	3,173
United States of America— Via Atlantic Coast . . . . .	1,114	12	2,045	937	924	1,461	31	3,159	1,412	1,229
Other Foreign Countries . . . . .	162	14	26	305	6	737	138	70	826	34
<b>TOTAL FOREIGN COUNTRIES</b>	<b>420,708</b>	<b>304,232</b>	<b>393,135</b>	<b>264,125</b>	<b>243,178</b>	<b>10,11,496</b>	<b>9,26,828</b>	<b>11,98,231</b>	<b>6,37,608</b>	<b>6,42,478</b>
<b>Share of Bengal</b> . . . . .	<b>637,668</b>	<b>633,461</b>	<b>763,319</b>	<b>572,963</b>	<b>508,657</b>	<b>21,99,321</b>	<b>20,39,227</b>	<b>24,34,266</b>	<b>16,72,529</b>	<b>14,77,072</b>
“ <b>Bombay</b> . . . . .	<b>771,329</b>	<b>721,261</b>	<b>835,712</b>	<b>630,553</b>	<b>695,967</b>	<b>26,31,356</b>	<b>25,57,198</b>	<b>30,27,502</b>	<b>21,95,777</b>	<b>20,71,696</b>
“ <b>Sind</b> . . . . .	<b>305,017</b>	<b>274,769</b>	<b>189,013</b>	<b>189,865</b>	<b>175,316</b>	<b>5,01,922</b>	<b>4,34,374</b>	<b>3,48,154</b>	<b>2,96,406</b>	<b>2,58,356</b>
“ <b>Madras</b> . . . . .	<b>134,643</b>	<b>166,500</b>	<b>137,707</b>	<b>167,316</b>	<b>216,204</b>	<b>4,91,779</b>	<b>5,05,496</b>	<b>5,98,060</b>	<b>4,33,252</b>	<b>5,22,707</b>
“ <b>Burma</b> . . . . .	<b>463,037</b>	<b>308,376</b>	<b>377,327</b>	<b>329,337</b>	<b>274,396</b>	<b>19,23,310</b>	<b>14,65,274</b>	<b>17,03,567</b>	<b>13,00,659</b>	<b>10,41,064</b>
<b>TOTAL</b>	<b>2,366,699</b>	<b>2,094,467</b>	<b>2,402,078</b>	<b>1,941,039</b>	<b>1,870,740</b>	<b>77,43,188</b>	<b>71,01,499</b>	<b>81,11,549</b>	<b>60,63,714</b>	<b>53,69,305</b>
<b>Towels in the piece</b> <b>(III. Q)—</b>	<b>Yards</b>	<b>Yards</b>	<b>Yards</b>	<b>Yards</b>	<b>Yards</b>					
United Kingdom . . . . .	9,443	2,305	4,000	400	1,138	12,425	1,626	3,748	532	440
Ceylon . . . . .	102	22	667	5,790	..	60	20	232	1,023	..
Other British Possessions . . . . .	66	132	..	..	..	65	44	..	..	..
<b>TOTAL BRITISH EMPIRE</b>	<b>9,611</b>	<b>2,509</b>	<b>4,667</b>	<b>6,190</b>	<b>1,138</b>	<b>12,550</b>	<b>1,690</b>	<b>3,980</b>	<b>1,605</b>	<b>440</b>

No. 13—continued

ARTICLES, AND COUNTRIES OF CONSIGNMENT; ALSO SHARE OF EACH PROVINCE	QUANTITY					VALUE				
	1927-28	1928-29	1929-30	1930-31	1931-32	1927-28	1928-29	1929-30	1930-31	1931-32
						₹	₹	₹	₹	₹
<i>Textiles—continued</i>										
<i>Cotton—continued</i>										
<i>Manufactures—continued</i>										
Towels in the piece (III. Q)— <i>continued</i>	Yards	Yards	Yards	Yards	Yards					
Germany . . . . .	898	..	..	..	..	2,377	..	..	..	..
Japan . . . . .	1,148	..	10	..	..	1,647	..	5	..	..
Other Foreign Countries . . . . .	226	21	..	387	..	841	20	..	194	..
<b>TOTAL FOREIGN COUNTRIES</b>	<b>2,267</b>	<b>21</b>	<b>10</b>	<b>387</b>	<b>..</b>	<b>4,365</b>	<b>20</b>	<b>5</b>	<b>194</b>	<b>..</b>
<i>Share of Bombay</i> . . . . .	784	1,254	4,010	757	1,078	1,422	1,119	3,753	758	411
" <i>Madras</i> . . . . .	756	1,089	667	5,820	60	503	548	232	1,041	29
" <i>Burma</i> . . . . .	10,338	187	..	..	..	14,999	49	..	..	..
<b>TOTAL</b>	<b>11,878</b>	<b>2,530</b>	<b>4,677</b>	<b>6,577</b>	<b>1,134</b>	<b>16,924</b>	<b>1,710</b>	<b>3,985</b>	<b>1,799</b>	<b>440</b>
<i>Other sorts of manufactures (III. Q)—</i>	Lbs.	Lbs.	Lbs.	Lbs.	Lbs.					
United Kingdom . . . . .	444,843	518,858	553,995	446,204	379,556	9,34,895	11,41,808	12,02,109	8,73,486	6,75,949
Gibraltar . . . . .	1,582	1,261	950	..	636	4,020	3,953	1,238	..	1,166
Ceylon . . . . .	1,376	2,313	1,019	4,582	1,979	2,226	2,973	1,760	4,908	3,777
Straits Settlements (including Labuan) . . . . .	1,265	1,244	1,407	11,781	6,048	2,356	1,390	2,377	9,905	7,581
Hongkong . . . . .	623	486	3,669	187	312	810	267	1,567	158	161
Other British Possessions . . . . .	36	757	614	1,434	433	85	844	509	925	448
<b>TOTAL BRITISH EMPIRE</b>	<b>449,725</b>	<b>519,719</b>	<b>561,654</b>	<b>464,168</b>	<b>388,964</b>	<b>9,45,792</b>	<b>11,51,235</b>	<b>12,09,650</b>	<b>8,89,562</b>	<b>6,59,077</b>
Germany . . . . .	69,906	78,907	72,051	59,307	41,264	1,23,602	1,18,860	1,14,643	1,84,655	51,669
Netherlands . . . . .	162,552	14,818	15,775	12,784	5,415	1,18,473	29,895	24,237	20,193	8,079
Belgium . . . . .	15,880	18,947	17,158	27,481	16,139	31,631	39,279	30,869	40,559	21,418
France . . . . .	157,522	148,212	143,262	87,227	71,747	4,18,933	4,55,363	4,06,117	2,32,420	2,21,772
Spain . . . . .	..	..	864	300	..	..	..	1,933	704	..
Switzerland . . . . .	775	..	16,127	3,090	600	1,333	..	16,251	3,358	856
Italy . . . . .	17,884	87,611	68,489	96,940	130,740	35,917	1,01,477	1,00,232	97,153	93,929
Austria . . . . .	287	8,528	361	100	608	620	20,219	432	1,340	841
Czechoslovakia . . . . .	5,901	15,298	7,959	18,573	6,009	9,917	9,193	13,001	26,456	8,679
Perals . . . . .	954	114	913	16	17	2,122	53	2,055	45	13
China (exclusive of Hongkong and Macão) . . . . .	7,377	12,676	3,636	4,883	4,919	22,655	6,485	6,635	10,240	8,502
Japan . . . . .	761,027	677,569	948,261	788,829	747,480	9,35,168	7,90,931	9,50,055	5,94,858	481,039
Egypt . . . . .	..	1,381	14	763	443	..	4,487	13	1,657	144
United States of America— <i>Via Atlantic Coast</i> . . . . .	1,499	15,248	9,039	5,090	8,607	7,456	27,564	17,209	6,246	9,178
" <i>Pacific</i> " . . . . .	..	..	..	..	65	..	..	..	..	180
Other Foreign Countries . . . . .	529	159	431	921	503	727	270	599	824	511
<b>TOTAL FOREIGN COUNTRIES</b>	<b>1,202,093</b>	<b>1,059,468</b>	<b>1,304,390</b>	<b>1,106,304</b>	<b>1,034,556</b>	<b>17,08,554</b>	<b>16,04,006</b>	<b>16,84,181</b>	<b>11,79,717</b>	<b>9,11,755</b>
<i>Share of Bengal</i> . . . . .	898,020	834,864	1,130,077	987,536	933,098	12,14,259	10,59,059	12,31,249	8,71,152	690,785
" <i>Bombay</i> . . . . .	232,556	276,991	231,441	154,468	178,348	5,95,015	7,05,981	5,25,036	2,71,317	307,181
" <i>Sind</i> . . . . .	62,514	51,509	61,930	39,760	62,604	1,37,473	1,32,346	1,58,870	1,01,864	143,375
" <i>Madras</i> . . . . .	86,872	104,236	114,371	86,331	67,987	1,81,588	1,86,411	1,72,264	1,31,142	100,542
" <i>Burma</i> . . . . .	371,856	312,487	328,225	302,399	180,983	5,26,011	6,70,944	7,56,422	6,93,804	358,949
<b>TOTAL</b>	<b>1,651,818</b>	<b>1,579,187</b>	<b>1,866,044</b>	<b>1,570,492</b>	<b>1,423,520</b>	<b>26,54,346</b>	<b>27,55,241</b>	<b>28,93,881</b>	<b>20,69,279</b>	<b>16,00,832</b>

GENERAL IMPORTS

( 552 )

No. 13—continued

ARTICLES, AND COUNTRIES OF CONSIGNMENT; ALSO SHARE OF EACH PROVINCE	QUANTITY					VALUE				
	1927-28	1928-29	1929-30	1930-31	1931-32	1927-28	1928-29	1929-30	1930-31	1931-32
						₹	₹	₹	₹	₹
<i>Textiles—continued</i>										
<i>Cotton—continued</i>										
<i>Manufactures—continued</i>										
<i>Total value of Cotton goods (including Twist and Yarn)—</i>										
United Kingdom . . . . .	—	—	—	—	—	46,97,95,810	45,08,73,325	37,79,94,661	14,64,37,593	9,87,74,8
Gibraltar . . . . .	—	—	—	—	—	5,335	6,602	2,342	—	1,2
Aden and Dependencies . . . . .	—	—	—	—	—	49,497	9,102	28,163	4,597	2,04
Bahrain Islands . . . . .	—	—	—	—	—	198	294	1,021	342	71
Ceylon . . . . .	—	—	—	—	—	2,80,963	2,49,169	2,36,185	1,93,315	1,64,92
Straits Settlements (including Labuan) . . . . .	—	—	—	—	—	19,59,034	16,56,983	8,38,162	3,94,428	2,30,96
Federated Malay States . . . . .	—	—	—	—	—	662	1,788	18,773	1,526	67
Hongkong . . . . .	—	—	—	—	—	15,96,607	7,69,619	8,26,201	6,43,020	3,06,98
Cape of Good Hope . . . . .	—	—	—	—	—	1,495	964	350	594	94
Natal . . . . .	—	—	—	—	—	13,848	17,076	13,257	5,367	7,571
Transvaal . . . . .	—	—	—	—	—	925	570	1,593	259	621
Zanzibar and Pemba . . . . .	—	—	—	—	—	2,634	2,007	1,648	500	451
Kenya Colony . . . . .	—	—	—	—	—	24,973	6,142	9,672	36,112	16,880
Tanganyika Territory . . . . .	—	—	—	—	—	335	1,249	1,294	124	435
Somaland Protectorate . . . . .	—	—	—	—	—	—	1,603	—	7	—
Anglo-Egyptian Sudan . . . . .	—	—	—	—	—	150	250	1,225	257	143
Mauritius and Dependencies . . . . .	—	—	—	—	—	330	1,325	20	803	784
Seychelles . . . . .	—	—	—	—	—	8	1,104	872	—	40
<i>Canada—</i>										
Via Atlantic Coast . . . . .	—	—	—	—	—	550	—	594	1,370	957
„ Pacific „ . . . . .	—	—	—	—	—	—	—	—	8	10
South Australia (including Northern Territory) . . . . .	—	—	—	—	—	—	3	—	40	—
Tasmania . . . . .	—	—	—	—	—	—	—	—	1,252	—
Victoria . . . . .	—	—	—	—	—	631	24	9	120	115
New South Wales . . . . .	—	—	—	—	—	—	260	38	361	522
Queensland . . . . .	—	—	—	—	—	—	—	17	—	—
<i>Australian Commonwealth (Total)</i> . . . . .	—	—	—	—	—	631	287	64	1,773	637
New Zealand (including Nauru and Br. Samoa) . . . . .	—	—	—	—	—	—	—	—	2,012	—
Other British Possessions . . . . .	—	—	—	—	—	65	704	229	—	223
<b>TOTAL BRITISH EMPIRE</b>	—	—	—	—	—	<b>47,37,33,990</b>	<b>45,36,01,063</b>	<b>37,99,77,226</b>	<b>14,77,24,507</b>	<b>9,95,11,262</b>
Latvia . . . . .	—	—	—	—	—	—	1,019	—	—	—
Sweden . . . . .	—	—	—	—	—	15	2,312	470	2	468
Norway . . . . .	—	—	—	—	—	—	6,151	2,032	609	—
Denmark . . . . .	—	—	—	—	—	5,054	—	200	3	70
Poland (including Dantzic) . . . . .	—	—	—	—	—	6,839	25,506	37,853	5,483	1,055
Germany . . . . .	—	—	—	—	—	36,36,641	29,47,983	22,71,449	11,01,388	8,24,970
Netherlands . . . . .	—	—	—	—	—	1,22,50,230	1,06,02,683	1,16,11,648	61,77,708	29,74,272
Belgium . . . . .	—	—	—	—	—	25,31,162	23,53,734	14,04,078	6,09,895	3,56,896
France . . . . .	—	—	—	—	—	7,32,365	11,17,609	9,65,395	5,33,066	6,18,742
Spain . . . . .	—	—	—	—	—	—	3,785	1,933	704	—
Portugal . . . . .	—	—	—	—	—	1,518	—	5,459	—	369
Switzerland . . . . .	—	—	—	—	—	82,47,898	60,73,026	56,56,069	24,25,371	24,74,449
Italy . . . . .	—	—	—	—	—	1,01,75,742	1,41,73,653	1,12,22,035	37,52,838	33,11,603
Austria . . . . .	—	—	—	—	—	11,61,171	14,01,423	16,07,747	7,43,546	3,97,475
Czechoslovakia . . . . .	—	—	—	—	—	1,17,590	92,771	1,62,627	66,537	30,323
Greece . . . . .	—	—	—	—	—	—	9,700	—	—	2,905
Turkey, European . . . . .	—	—	—	—	—	3,313	—	—	—	—
Muskat Territory and Trucial Oman . . . . .	—	—	—	—	—	361	2,163	2,502	150	225
Other Native States in Arabia . . . . .	—	—	—	—	—	536	23,155	1,217	1,929	1,841
Iraq . . . . .	—	—	—	—	—	11,039	14,697	18,727	5,213	16,269
Peria . . . . .	—	—	—	—	—	4,967	9,110	12,347	4,045	6,317



No. 13—continued

ARTICLES, AND COUNTRIES OF CONSIGNMENT; ALSO SHARE OF EACH PROVINCE	QUANTITY					VALUE				
	1927-28	1928-29	1929-30	1930-31	1931-32	1927-28	1928-29	1929-30	1930-31	1931-32
Textiles—continued						R	R	R	R	R
Cotton—concluded										
Manufactures—concluded										
Total value of Cotton goods (including Twist and Yarn)—concluded										
Java . . . . .	—	—	—	—	—	7,182	8,490	8,350	846	465
Siara . . . . .	—	—	—	—	—	4,298	34,460	2,521	4,628	630
Indo-China (including Cochin- China, Cambodia, Annam, Tonkin and French leased territories in China) . . . . .	—	—	—	—	—	360	1,920	2,848	2,088	1,653
China (exclusive of Hong- kong and Macao) . . . . .	—	—	—	—	—	1,32,98,673	1,61,09,767	1,32,51,325	1,01,46,153	98,66,889
Japan . . . . .	—	—	—	—	—	11,60,88,794	11,55,13,621	15,74,17,327	7,65,85,962	6,79,00,661
Egypt . . . . .	—	—	—	—	—	3,618	16,713	10,941	1,980	784
Portuguese East Africa . . . . .	—	—	—	—	—	2,182	5,145	2,655	1,611	1,059
Madagascar . . . . .	—	—	—	—	—	115	45	1,870	—	30
United States of America—										
Via Atlantic Coast . . . . .	—	—	—	—	—	75,45,490	82,83,311	92,13,667	26,57,595	32,38,917
“ Pacific ” . . . . .	—	—	—	—	—	800	—	55	33	193
Other Foreign Countries . . . . .	—	—	—	—	—	596	1,630	505	1,404	928
TOTAL FOREIGN COUNTRIES	—	—	—	—	—	17,78,33,550	17,88,35,686	21,48,95,002	10,48,35,287	9,20,30,434
Share of Bengal . . . . .	—	—	—	—	—	28,21,03,238	24,18,31,330	23,35,37,096	8,69,51,714	5,26,52,631
“ Bombay . . . . .	—	—	—	—	—	18,70,51,789	19,25,48,239	17,64,10,061	6,05,36,772	5,15,03,921
“ Sind . . . . .	—	—	—	—	—	9,06,24,629	10,38,26,931	7,33,52,091	4,16,81,803	4,14,35,569
“ Madras . . . . .	—	—	—	—	—	3,57,73,645	4,32,65,922	5,07,79,323	2,78,32,086	2,00,81,186
“ Burma . . . . .	—	—	—	—	—	5,60,14,239	5,09,64,338	5,67,94,557	3,55,47,419	2,58,63,389
TOTAL	—	—	—	—	—	65,15,67,540	63,24,36,749	59,48,78,128	25,25,50,794	19,15,41,606
Total value of Cotton, Raw and Manufactures	—	—	—	—	—	71,90,15,959	67,15,15,886	62,90,88,405	31,64,56,511	26,18,81,403
Flax—										
Raw (H. Q) —	Lbs.	Lbs.	Lbs.	Lbs.	Lbs.					
United Kingdom . . . . .	448	585	—	15	—	495	841	—	9	—
Belgium . . . . .	—	899	—	—	—	—	2,933	—	—	—
Italy . . . . .	—	3,017	—	—	—	—	2,675	—	—	—
TOTAL FOREIGN COUNTRIES	—	3,916	—	—	—	—	5,608	—	—	—
Share of Bombay . . . . .	448	4,501	—	15	—	495	6,449	—	9	—
Manufactures—										
Twist and Yarn (III. U)—	Lbs.	Lbs.	Lbs.	Lbs.	Lbs.					
United Kingdom . . . . .	13,510	18,010	10,304	16,480	34,637	7,539	17,653	3,967	20,205	27,726
Hongkong . . . . .	—	—	—	3,214	—	—	—	—	9,768	—
TOTAL BRITISH EMPIRE	13,510	18,010	10,304	19,694	34,637	7,539	17,653	3,967	29,973	27,726
Italy . . . . .	2,652	5,743	567	1,794	—	2,868	5,998	506	1,468	—
Other Foreign Countries . . . . .	—	—	—	—	1,240	—	—	—	—	686
TOTAL FOREIGN COUNTRIES	2,652	5,743	567	1,794	1,240	2,868	5,998	506	1,468	686
Share of Bengal . . . . .	7,068	19,220	904	16,385	32,328	3,322	22,517	1,302	19,376	27,334
“ Bombay . . . . .	—	—	1,080	3,871	1	—	—	1,408	10,266	2
“ Sind . . . . .	—	—	—	732	—	—	—	—	1,799	—
“ Madras . . . . .	9,094	4,533	3,387	—	2,408	2,035	1,134	1,763	—	300
“ Burma . . . . .	—	—	—	—	1,240	—	—	—	—	686
TOTAL	19,162	23,758	10,871	21,488	35,977	10,407	23,651	4,478	31,441	28,412

GENERAL IMPORTS

( 554 )

No. 13—continued

ARTICLES, AND COUNTRIES OF CONSIGNMENT; ALSO SHARE OF EACH PROVINCE	QUANTITY					VALUE				
	1927-28	1928-29	1929-30	1930-31	1931-32	1927-28	1928-29	1929-30	1930-31	1931-32
						₹	₹	₹	₹	₹
<i>Textiles—continued</i>										
<i>Flax—continued</i>										
<i>Manufactures—continued</i>										
Canvas (III. U)—	Yards	Yards	Yards	Yards	Yards					
United Kingdom . . . . .	1,687,578	1,581,687	1,446,782	1,060,445	956,508	21,44,184	18,22,620	17,41,385	10,83,965	7,81,617
Other British Possessions . . . . .	95	170	540	147	99	225	235	873	234	67
<b>TOTAL BRITISH EMPIRE</b>	<b>1,687,663</b>	<b>1,581,857</b>	<b>1,447,322</b>	<b>1,060,592</b>	<b>956,607</b>	<b>21,44,409</b>	<b>18,22,855</b>	<b>17,42,258</b>	<b>10,84,199</b>	<b>7,81,684</b>
Germany . . . . .	2,468	1,981	6	1,911	2,195	1,016	1,718	12	1,586	2,033
Belgium . . . . .	..	2,028	1,205	..	..	..	2,279	1,930	..	..
Italy . . . . .	..	10,015	8,884	5,025	4,484	..	9,835	5,994	6,165	5,415
Austria . . . . .	..	1,200	..	..	..	..	1,435	..	..	..
Japan . . . . .	3,031	90	20	4,010	..	2,048	45	20	2,996	..
United States of America— Via Atlantic Coast . . . . .	1,698	..	42	..	..	3,177	..	126	..	..
Other Foreign Countries . . . . .	664	..	45	104	275	1,141	..	40	102	499
<b>TOTAL FOREIGN COUNTRIES</b>	<b>7,856</b>	<b>15,314</b>	<b>10,202</b>	<b>11,050</b>	<b>6,954</b>	<b>7,382</b>	<b>15,312</b>	<b>8,122</b>	<b>10,849</b>	<b>7,947</b>
Share of Bengal . . . . .	1,045,083	872,590	934,474	730,081	500,895	14,88,871	12,28,476	12,35,604	7,95,458	4,53,787
" Bombay . . . . .	439,656	481,233	412,777	240,106	368,831	4,13,461	4,09,859	3,92,193	1,92,875	2,55,475
" Sind . . . . .	47,985	33,621	2,635	7,388	12,831	35,399	24,081	956	9,932	7,882
" Madras . . . . .	29,281	21,346	48,906	10,517	22,571	53,596	38,985	63,239	16,866	26,719
" Burma . . . . .	133,519	133,381	56,732	83,560	58,433	1,60,464	1,36,768	58,388	79,927	45,768
<b>TOTAL</b>	<b>1,695,524</b>	<b>1,547,171</b>	<b>1,457,524</b>	<b>1,071,642</b>	<b>968,561</b>	<b>21,51,791</b>	<b>18,38,167</b>	<b>17,50,380</b>	<b>10,95,048</b>	<b>7,89,631</b>
Piece goods (III. U)—	Yards	Yards	Yards	Yards	Yards					
United Kingdom . . . . .	587,828	809,925	616,497	227,073	582,588	3,54,366	4,46,194	3,24,982	1,48,695	2,58,450
Hongkong . . . . .	..	849	2,898	86	..	..	493	1,608	87	..
Other British Possessions . . . . .	60	589	70	108	137	100	769	90	91	282
<b>TOTAL BRITISH EMPIRE</b>	<b>587,888</b>	<b>811,363</b>	<b>618,965</b>	<b>227,262</b>	<b>582,720</b>	<b>3,54,466</b>	<b>4,47,456</b>	<b>3,26,675</b>	<b>1,48,873</b>	<b>2,58,732</b>
Germany . . . . .	..	1,074	280	681	557	..	2,694	770	1,070	398
Netherlands . . . . .	..	..	..	636	..	..	..	..	1,136	..
Belgium . . . . .	5,588	4,374	4,665	1,326	80	4,178	3,257	5,340	2,235	168
France . . . . .	918	1,241	2,523	977	10,492	1,841	2,749	4,287	1,516	12,481
Italy . . . . .	3,108	..	61	150	979	1,630	..	187	190	812
Japan . . . . .	200	150	2,600	51	75	249	197	2,595	25	43
Other Foreign Countries . . . . .	64	108	66	60	1,247	184	159	68	151	594
<b>TOTAL FOREIGN COUNTRIES</b>	<b>9,878</b>	<b>7,547</b>	<b>10,195</b>	<b>3,881</b>	<b>13,430</b>	<b>8,077</b>	<b>9,056</b>	<b>13,247</b>	<b>6,323</b>	<b>21,285</b>

No. 13—continued

ARTICLES AND COUNTRIES OF CONSIGNMENT; ALSO SHARE OF EACH PROVINCE	QUANTITY					VALUE				
	1927-28	1928-29	1929-30	1930-31	1931-32	1927-28	1928-29	1929-30	1930-31	1931-32
<b>Textiles—continued</b>						R	R	R	R	R
<b>Flax—continued</b>										
<b>Manufactures—continued</b>										
<b>Piecegoods (III. U)—continued.</b>	Yards	Yards	Yards	Yards	Yards					
Share of Bengal . . . . .	48,441	64,632	44,517	29,339	111,496	50,683	52,672	32,789	32,700	66,753
„ Bombay . . . . .	473,999	668,615	519,045	168,352	447,967	2,82,502	3,47,775	2,65,574	95,194	1,86,674
„ Sind . . . . .	6,668	71,245	50,756	24,044	25,847	11,171	39,078	26,938	16,965	15,744
„ Madras . . . . .	18,121	10,679	9,587	6,515	9,027	17,801	12,725	9,868	7,327	9,150
„ Burma . . . . .	527	3,739	5,255	2,893	1,813	536	4,262	4,753	3,010	1,736
<b>TOTAL</b>	<b>547,756</b>	<b>818,910</b>	<b>629,160</b>	<b>291,148</b>	<b>596,150</b>	<b>3,62,543</b>	<b>4,56,512</b>	<b>3,30,922</b>	<b>1,55,196</b>	<b>2,80,017</b>
<b>Thread, sewing (III. U)—</b>	Lbs.	Lbs.	Lbs.	Lbs.	Lbs.					
United Kingdom . . . . .	72,409	78,504	100,459	88,892	135,412	1,78,225	1,99,420	2,13,449	1,56,466	1,93,779
Other British Possessions . . . . .	..	4	96	5	1	..	15	212	20	14
<b>TOTAL BRITISH EMPIRE</b>	<b>72,409</b>	<b>78,508</b>	<b>100,555</b>	<b>88,897</b>	<b>135,413</b>	<b>1,78,225</b>	<b>1,99,435</b>	<b>2,13,661</b>	<b>1,56,486</b>	<b>1,93,793</b>
Germany . . . . .	3,678	4,697	5,721	1,341	185	11,458	8,881	10,418	2,900	697
Belgium . . . . .	452	168	707	669	247	1,195	640	1,667	1,575	694
Italy . . . . .	1,432	1,834	5,557	2,454	3,236	1,704	1,587	5,229	2,877	2,701
Austria . . . . .	10,270	17,154	15,494	6,501	5,365	9,757	16,819	19,764	6,230	4,541
Czechoslovakia . . . . .	1,920	3,650	500	..	..	2,945	3,744	1,312	..	..
Japan . . . . .	10,419	3,679	2,605	4,299	562	15,752	6,308	4,510	7,158	953
Other Foreign Countries . . . . .	50	366	407	721	25	365	792	626	733	18
<b>TOTAL FOREIGN COUNTRIES</b>	<b>28,221</b>	<b>31,548</b>	<b>30,991</b>	<b>15,985</b>	<b>9,620</b>	<b>43,176</b>	<b>39,771</b>	<b>43,521</b>	<b>21,473</b>	<b>9,007</b>
Share of Bengal . . . . .	56,261	74,287	62,917	69,714	110,344	1,09,190	1,38,315	1,34,951	1,04,082	1,37,295
„ Bombay . . . . .	12,499	10,406	25,449	14,133	12,652	43,314	32,677	54,598	33,724	28,343
„ Sind . . . . .	8,624	2,478	4,540	531	4,146	21,617	7,079	11,370	1,417	7,326
„ Madras . . . . .	8,614	10,718	22,867	9,194	11,161	24,785	25,094	36,743	19,434	19,115
„ Burma . . . . .	14,632	12,167	9,773	10,710	6,730	22,495	35,041	19,515	19,302	10,321
<b>TOTAL</b>	<b>100,630</b>	<b>110,956</b>	<b>131,546</b>	<b>104,382</b>	<b>145,033</b>	<b>2,21,401</b>	<b>2,38,200</b>	<b>2,57,182</b>	<b>1,77,059</b>	<b>2,03,400</b>
<b>Other sorts (III. U)—</b>	Lbs.	Lbs.	Lbs.	Lbs.	Lbs.					
United Kingdom . . . . .	482,578	523,622	555,506	406,100	244,095	8,81,170	9,43,066	9,51,181	6,58,010	4,17,797
Ceylon . . . . .	1,010	10	1,914	4,024	677	603	32	2,471	3,195	900
Other British Possessions . . . . .	5,559	1,843	1,101	2,513	375	710	1,258	1,259	1,889	470
<b>TOTAL BRITISH EMPIRE</b>	<b>489,142</b>	<b>525,475</b>	<b>558,521</b>	<b>412,637</b>	<b>245,747</b>	<b>8,82,483</b>	<b>9,44,356</b>	<b>9,54,911</b>	<b>6,63,094</b>	<b>4,19,167</b>
Germany . . . . .	53,445	13,587	7,885	13,695	8,367	58,478	19,721	10,949	14,353	11,299
France . . . . .	175	8	60	372	361	2,226	7	118	373	684
Italy . . . . .	3,047	1,408	5,518	1,231	4,696	2,477	1,471	5,686	1,051	5,188
Austria . . . . .	1,262	1,390	850	6,021	8,265	2,376	2,810	237	9,743	12,690
Czechoslovakia . . . . .	4,000	560	556	1,239	5,895	3,540	932	984	2,029	7,884
China (exclusive of Hongkong and Macao) . . . . .	..	6	1,300	4	142	..	5	4,848	18	169
Japan . . . . .	378	8,614	3,012	13,376	8,962	156	11,148	5,356	14,978	11,994
United States of America—										
Via Atlantic Coast . . . . .	7,581	578	495	1,775	3,382	10,638	1,057	844	2,712	3,085
„ Pacific „ . . . . .	..	..	..	243	..	..	..	..	479	..
Other Foreign Countries . . . . .	320	200	951	74	645	302	766	2,145	137	982
<b>TOTAL FOREIGN COUNTRIES</b>	<b>70,208</b>	<b>26,411</b>	<b>20,127</b>	<b>38,080</b>	<b>40,715</b>	<b>80,193</b>	<b>37,417</b>	<b>31,167</b>	<b>45,863</b>	<b>53,976</b>
Share of Bengal . . . . .	262,767	231,187	305,025	145,316	103,410	4,73,201	4,75,400	4,74,149	2,60,285	1,51,858
„ Bombay . . . . .	136,980	147,374	179,570	217,916	116,437	2,30,388	3,04,237	3,32,622	3,10,710	2,02,878
„ Sind . . . . .	58,327	17,054	26,538	31,324	23,130	85,761	42,354	58,386	57,093	43,905
„ Madras . . . . .	30,000	52,247	31,569	12,978	9,805	35,296	34,304	49,889	19,912	17,598
„ Burma . . . . .	71,276	53,524	35,946	43,133	28,680	87,967	75,473	71,032	54,956	41,903
<b>TOTAL</b>	<b>559,350</b>	<b>551,886</b>	<b>578,648</b>	<b>450,667</b>	<b>236,462</b>	<b>9,62,676</b>	<b>9,81,773</b>	<b>9,86,078</b>	<b>7,08,962</b>	<b>4,73,142</b>

GENERAL IMPORTS

( 556 )

No. 13—continued

ARTICLES AND COUNTRIES OF CONSIGNMENT; ALSO SHARE OF EACH PROVINCE	QUANTITY					VALUE				
	1927-28	1928-29	1929-30	1930-31	1931-32	1927-28	1928-29	1929-30	1930-31	1931-32
						₹	₹	₹	₹	₹
<i>Textiles—continued</i>										
<i>Flax—continued</i>										
<i>Manufactures—concluded</i>										
<i>Total value of Flax manufactures (including Twist and Yarn)—</i>										
United Kingdom . . . . .	—	—	—	—	—	35,65,484	34,28,953	32,34,064	20,67,341	16,79,369
Ceylon . . . . .	—	—	—	—	—	828	434	3,228	3,260	930
Hongkong . . . . .	—	—	—	—	—	..	493	1,623	9,855	229
Other British Possessions . . . . .	—	—	—	—	—	810	1,875	1,657	2,169	574
<b>TOTAL BRITISH EMPIRE</b>	—	—	—	—	—	<b>35,67,122</b>	<b>34,81,755</b>	<b>32,41,472</b>	<b>20,82,625</b>	<b>16,81,102</b>
Germany . . . . .	—	—	—	—	—	70,952	33,014	22,144	19,909	15,108
Netherlands . . . . .	—	—	—	—	—	2	792	18	1,397	..
Belgium . . . . .	—	—	—	—	—	5,632	6,276	9,600	3,810	1,477
France . . . . .	—	—	—	—	—	4,746	2,756	4,952	1,889	20,165
Italy . . . . .	—	—	—	—	—	8,679	18,891	17,602	11,751	14,116
Austria . . . . .	—	—	—	—	—	12,138	20,564	20,001	15,978	17,234
Czechoslovakia . . . . .	—	—	—	—	—	6,485	4,676	2,206	2,029	7,884
China (exclusive of Hongkong and Macao) . . . . .	—	—	—	—	—	..	140	4,848	13	510
Japan . . . . .	—	—	—	—	—	18,205	17,698	12,481	25,157	12,990
United States of America—										
<i>Via Atlantic Coast</i> . . . . .	—	—	—	—	—	14,384	1,081	1,081	2,722	3,095
<i>" Pacific "</i> . . . . .	—	—	—	—	—	..	..	..	479	..
Other Foreign Countries . . . . .	—	—	—	—	—	498	686	1,540	852	921
<b>TOTAL FOREIGN COUNTRIES</b>	—	—	—	—	—	<b>1,41,696</b>	<b>1,06,554</b>	<b>96,563</b>	<b>85,981</b>	<b>93,500</b>
<i>Share of Bengal</i> . . . . .	—	—	—	—	—	21,30,330	19,17,380	18,78,795	12,11,901	8,47,027
<i>" Bombay</i> . . . . .	—	—	—	—	—	10,19,665	10,94,548	10,46,395	6,43,775	6,73,332
<i>" Sind</i> . . . . .	—	—	—	—	—	1,53,948	1,12,592	97,650	87,208	80,357
<i>" Madras</i> . . . . .	—	—	—	—	—	1,33,363	1,62,242	1,61,507	63,529	72,972
<i>" Burma</i> . . . . .	—	—	—	—	—	2,71,512	2,51,547	1,53,688	1,57,195	1,00,914
<b>TOTAL</b>	—	—	—	—	—	<b>37,08,818</b>	<b>35,38,309</b>	<b>33,38,035</b>	<b>21,68,606</b>	<b>17,74,602</b>
<i>Woolen and Millinery—</i>										
<i>Lace and Embroidery (III. U)—</i>										
United Kingdom . . . . .	—	—	—	—	—	3,57,387	2,69,351	3,54,710	3,12,970	2,81,002
Ceylon . . . . .	—	—	—	—	—	4,067	2,290	477	111	27
Other British Possessions . . . . .	—	—	—	—	—	527	1,849	1,043	1,156	1,079
<b>TOTAL BRITISH EMPIRE</b>	—	—	—	—	—	<b>3,61,981</b>	<b>2,72,990</b>	<b>3,56,230</b>	<b>3,14,237</b>	<b>2,82,708</b>

No. 13—continued

ARTICLES, AND COUNTRIES OF CONSIGNMENT; ALSO SHARE OF EACH PROVINCE	QUANTITY					VALUE				
	1927-28	1928-29	1929-30	1930-31	1931-32	1927-28	1928-29	1929-30	1930-31	1931-32
						R	R	R	R	R
<i>Textiles—continued</i>										
<i>Haberdashery and Millinery—continued</i>										
<i>Lace and Embroidery (III. U)—continued</i>										
Germany . . . . .	—	—	—	—	—	13,13,407	17,25,337	7,09,812	5,96,733	4,10,175
Netherlands . . . . .	—	—	—	—	—	23,410	1,15,185	14,831	1,345	701
Belgium . . . . .	—	—	—	—	—	10,176	14,048	5,630	—	1,171
France . . . . .	—	—	—	—	—	97,471	1,32,141	1,05,622	92,423	83,414
Spain . . . . .	—	—	—	—	—	2,441	—	—	—	—
Switzerland . . . . .	—	—	—	—	—	13,99,594	8,97,134	4,72,177	3,50,837	1,14,703
Italy . . . . .	—	—	—	—	—	3,77,684	5,57,337	3,93,977	5,22,327	5,96,457
Austria . . . . .	—	—	—	—	—	2,97,667	2,89,474	2,44,624	2,07,585	1,23,910
Czechoslovakia . . . . .	—	—	—	—	—	55,851	1,45,461	63,050	72,675	49,118
Peria . . . . .	—	—	—	—	—	—	1,145	—	—	164
China (exclusive of Hongkong and Macao) . . . . .	—	—	—	—	—	3,001	1,149	180	817	1,227
Japan . . . . .	—	—	—	—	—	1,60,742	1,84,270	45,983	32,270	17,051
United States of America— Via Atlantic Coast . . . . .	—	—	—	—	—	15,042	2,527	—	1,924	—
„ Pacific „ . . . . .	—	—	—	—	—	—	—	10	—	—
Other Foreign Countries . . . . .	—	—	—	—	—	31	612	96	643	119
<b>TOTAL FOREIGN COUNTRIES</b>	—	—	—	—	—	<b>37,56,517</b>	<b>40,65,820</b>	<b>20,55,992</b>	<b>18,70,138</b>	<b>14,08,215</b>
<i>Share of Bengal</i> . . . . .	—	—	—	—	—	6,49,087	7,78,303	3,55,218	2,69,947	1,57,693
„ <i>Bombay</i> . . . . .	—	—	—	—	—	15,16,219	14,25,553	7,55,286	7,23,073	5,88,039
„ <i>Sind</i> . . . . .	—	—	—	—	—	11,97,922	16,60,963	8,94,903	7,95,146	6,75,384
„ <i>Madras</i> . . . . .	—	—	—	—	—	19,773	27,999	4,441	3,643	4,748
„ <i>Burma</i> . . . . .	—	—	—	—	—	7,35,497	4,45,996	4,02,374	3,96,561	2,15,059
<b>TOTAL</b>	—	—	—	—	—	<b>41,18,498</b>	<b>43,38,810</b>	<b>24,12,222</b>	<b>21,03,375</b>	<b>16,40,923</b>
<i>Towels not in the piece (III. U)—</i>										
	No.	No.	No.	No.	No.					
United Kingdom . . . . .	113,954	204,808	143,801	90,855	80,256	88,805	87,708	87,880	76,973	35,473
Ceylon . . . . .	19	4,210	117	42	4,018	15	3,570	64	12	816
Straits Settlements (including Labuan) . . . . .	10,161	19,988	6,464	16,901	36,873	4,366	3,206	2,101	2,034	3,202
Hongkong . . . . .	12,658	16,493	9,366	10,968	13,751	3,475	3,926	2,154	2,153	1,806
Other British Possessions . . . . .	—	10	—	—	—	—	15	—	—	—
<b>TOTAL BRITISH EMPIRE</b>	<b>136,792</b>	<b>245,509</b>	<b>159,748</b>	<b>118,766</b>	<b>134,898</b>	<b>96,601</b>	<b>98,425</b>	<b>92,199</b>	<b>81,172</b>	<b>41,297</b>
Germany . . . . .	4,800	4,215	2,815	304	8	3,596	4,010	1,373	292	5
Netherlands . . . . .	—	—	—	968	1,447	—	—	—	1,668	1,550
Italy . . . . .	624	666	16	2,406	—	595	616	16	1,152	—
China (exclusive of Hongkong and Macao) . . . . .	70,440	21,514	65,598	23,367	32,138	31,685	5,265	12,510	5,041	4,113
Japan . . . . .	3,477,133	2,758,531	4,684,691	2,979,591	2,908,298	12,92,463	8,92,684	13,46,753	8,44,026	5,81,976
United States of America— Via Atlantic Coast . . . . .	8,719	4,440	57,911	1,087	1,076	4,783	2,148	25,553	639	469
„ Pacific „ . . . . .	—	208	48	159	55	—	86	15	116	26
Other Foreign Countries . . . . .	167	637	1,523	24	749	509	814	987	82	411
<b>TOTAL FOREIGN COUNTRIES</b>	<b>3,561,397</b>	<b>2,790,211</b>	<b>4,812,607</b>	<b>3,012,904</b>	<b>2,943,766</b>	<b>13,38,631</b>	<b>9,05,823</b>	<b>13,87,207</b>	<b>8,52,966</b>	<b>5,88,550</b>
<i>Share of Bengal</i> . . . . .	261,314	317,962	413,620	169,304	73,432	79,031	1,15,528	91,003	36,335	13,531
„ <i>Bombay</i> . . . . .	53,168	222,463	431,175	73,314	62,683	23,931	71,335	1,23,672	11,293	16,213
„ <i>Sind</i> . . . . .	6,573	5,782	3,902	4,733	2,043	5,333	5,165	3,288	2,288	1,710
„ <i>Madras</i> . . . . .	6,934	12,467	65,311	60,590	319	1,537	5,333	14,933	13,413	613
„ <i>Burma</i> . . . . .	3,370,695	2,477,061	4,046,347	2,323,179	2,934,637	13,14,309	8,05,882	12,41,505	8,70,054	5,99,723
<b>TOTAL</b>	<b>3,698,689</b>	<b>3,035,720</b>	<b>4,972,355</b>	<b>3,131,670</b>	<b>3,078,664</b>	<b>14,30,232</b>	<b>10,04,245</b>	<b>14,79,406</b>	<b>9,34,136</b>	<b>6,29,847</b>

GENERAL IMPORTS

( 558 )

No. 13—continued

ARTICLES, AND COUNTRIES OF CONSIGNMENT; ALSO SHARE OF EACH PROVINCE	QUANTITY					VALUE				
	1927-28	1928-29	1929-30	1930-31	1931-32	1927-28	1928-29	1929-30	1930-31	1931-32
						₹	₹	₹	₹	₹
<i>Textiles—continued</i>										
<i>Haberdaßbery and Millinery— continued</i>										
<i>Other sorts (III. U)—</i>										
United Kingdom . . . . .	—	—	—	—	—	25,63,775	23,75,228	21,83,024	14,55,588	10,84,490
Gibraltar . . . . .	—	—	—	—	—	87	511	1,553	..	..
Aden and Dependencies . . . . .	—	—	—	—	—	1,165	110	12	101	516
Ceylon . . . . .	—	—	—	—	—	12,917	12,340	8,229	6,191	2,937
Straits Settlements (including Labuan) . . . . .	—	—	—	—	—	20,135	21,027	13,355	24,205	10,106
Hongkong . . . . .	—	—	—	—	—	8,609	7,460	7,949	9,591	12,798
Natal . . . . .	—	—	—	—	—	756	2,482	3,034	2,910	2,068
Kenya Colony . . . . .	—	—	—	—	—	1,998	360	577	4,556	3,156
Western Australia . . . . .	—	—	—	—	—	68	50	100	97	157
South Australia (including Northern Territory) . . . . .	—	—	—	—	—	212	120	410	176	206
Victoria . . . . .	—	—	—	—	—	1,422	820	255	5,243	865
New South Wales . . . . .	—	—	—	—	—	537	152	558	283	368
Queensland . . . . .	—	—	—	—	—	316	80	121	174	550
Australian Commonwealth (Total) . . . . .	—	—	—	—	—	2,555	1,222	1,444	5,973	2,146
Other British Possessions . . . . .	—	—	—	—	—	815	823	831	523	1,517
<b>TOTAL BRITISH EMPIRE</b>	—	—	—	—	—	<b>26,21,812</b>	<b>24,21,578</b>	<b>22,20,008</b>	<b>15,00,638</b>	<b>11,10,824</b>
Poland (including Dantzig) . . . . .	—	—	—	—	—	..	..	1,026	..	..
Denmark . . . . .	—	—	—	—	—	131	254	264	237	1,400
Germany . . . . .	—	—	—	—	—	17,33,976	22,55,953	16,10,454	9,58,429	6,95,029
Netherlands . . . . .	—	—	—	—	—	23,220	49,703	19,263	11,581	20,363
Belgium . . . . .	—	—	—	—	—	25,434	52,946	33,057	13,236	11,771
France . . . . .	—	—	—	—	—	3,49,739	3,47,311	2,89,081	2,19,353	2,10,346
Switzerland . . . . .	—	—	—	—	—	6,45,511	4,91,591	3,76,412	1,30,324	81,545
Italy . . . . .	—	—	—	—	—	4,50,114	6,46,248	5,48,444	3,94,796	2,55,412
Austria . . . . .	—	—	—	—	—	1,78,633	2,99,383	2,84,932	55,617	36,540
Czechoslovakia . . . . .	—	—	—	—	—	1,59,705	3,44,057	3,60,561	2,78,211	1,57,937
Native States in Arabia other than Maskat Territory and Trucial Oman . . . . .	—	—	—	—	—	275	479	675	1,070	574
Iraq . . . . .	—	—	—	—	—	1,421	1,374	1,215	2,299	253
Indo-China (including Cochin China, Cambodia, Annam, Tonkin and French leased Territories in China) . . . . .	—	—	—	—	—	1,890	2,060	1,000	669	1,410
China (exclusive of Hongkong and Macao) . . . . .	—	—	—	—	—	12,776	1,01,105	2,467	10,710	45,497
Japan . . . . .	—	—	—	—	—	7,43,619	8,83,388	6,31,447	4,59,856	4,43,318
Egypt . . . . .	—	—	—	—	—	231	675	8,091	563	405
Portuguese East Africa . . . . .	—	—	—	—	—	15	1,164	601	468	457
United States of America—										
<i>Via Atlantic Coast</i> . . . . .	—	—	—	—	—	1,55,503	1,56,256	1,44,080	1,21,667	72,477
<i>" Pacific "</i> . . . . .	—	—	—	—	—	41	138	1,011	861	965
Other Foreign Countries . . . . .	—	—	—	—	—	2,631	1,315	1,174	1,192	1,748
<b>TOTAL FOREIGN COUNTRIES</b>	—	—	—	—	—	<b>44,34,865</b>	<b>56,42,707</b>	<b>43,16,155</b>	<b>26,61,130</b>	<b>20,37,947</b>
<i>Share of Bengal</i> . . . . .	—	—	—	—	—	15,49,169	13,96,956	13,21,534	11,22,562	3,52,575
<i>" Bombay</i> . . . . .	—	—	—	—	—	35,20,523	38,95,363	32,15,300	16,60,531	13,07,604
<i>" Sind</i> . . . . .	—	—	—	—	—	7,26,123	11,24,907	8,07,152	6,07,678	5,55,459
<i>" Madras</i> . . . . .	—	—	—	—	—	3,05,375	3,77,169	3,76,454	2,31,140	2,03,760
<i>" Burma</i> . . . . .	—	—	—	—	—	10,05,487	7,69,390	3,15,663	4,02,316	2,33,383
<b>TOTAL</b>	—	—	—	—	—	<b>71,06,677</b>	<b>80,64,285</b>	<b>65,36,163</b>	<b>41,70,777</b>	<b>31,57,771</b>

No. 13—continued

ARTICLES, AND COUNTRIES OF CONSIGNMENT; ALSO SHARE OF EACH PROVINCE	QUANTITY					VALUE				
	1927-28	1928-29	1929-30	1930-31	1931-32	1927-28	1928-29	1929-30	1930-31	1931-32
						₤	₤	₤	₤	₤
<i>Textiles—continued</i>										
<i>Haberdashery and Millinery—contd</i>										
<i>Total value of Haberdashery and Millinery—</i>										
United Kingdom . . . . .	—	—	—	—	—	30,09,967	27,32,287	26,25,614	18,45,531	18,50,068
Gibraltar . . . . .	—	—	—	—	—	87	511	1,553	..	..
Aden and Dependencies . . . . .	—	—	—	—	—	1,225	125	12	101	516
Ceylon . . . . .	—	—	—	—	—	16,999	18,200	8,770	6,314	3,780
Straits Settlements (including Labuan) . . . . .	—	—	—	—	—	33,456	24,471	16,061	26,595	14,350
Hongkong . . . . .	—	—	—	—	—	12,481	11,049	10,114	12,544	15,331
Natal . . . . .	—	—	—	—	—	756	2,565	3,149	2,910	3,068
Kenya Colony . . . . .	—	—	—	—	—	2,088	484	791	4,556	3,156
Western Australia . . . . .	—	—	—	—	—	68	50	100	97	157
South Australia (including Northern Territory) . . . . .	—	—	—	—	—	212	120	410	176	206
Victoria . . . . .	—	—	—	—	—	1,422	820	255	5,243	865
New South Wales . . . . .	—	—	—	—	—	537	152	558	283	368
Queensland . . . . .	—	—	—	—	—	316	80	121	174	550
<i>Australian Commonwealth (Total)</i>	—	—	—	—	—	2,555	1,232	1,444	6,973	2,146
Other British Possessions . . . . .	—	—	—	—	—	880	1,179	929	523	1,517
<b>TOTAL BRITISH EMPIRE</b>	—	—	—	—	—	<b>30,80,394</b>	<b>27,92,993</b>	<b>26,68,437</b>	<b>19,05,047</b>	<b>18,93,629</b>
Poland (including Dantzig) . . . . .	—	—	—	—	—	..	..	1,026	..	..
Denmark . . . . .	—	—	—	—	—	181	253	264	237	1,400
Germany . . . . .	—	—	—	—	—	30,50,979	39,35,300	23,21,689	15,55,454	11,05,209
Netherlands . . . . .	—	—	—	—	—	51,630	1,64,868	54,094	14,594	22,614
Belgium . . . . .	—	—	—	—	—	35,610	66,994	39,548	13,237	13,083
France . . . . .	—	—	—	—	—	4,47,210	4,79,497	3,95,726	3,11,799	2,99,521
Spain . . . . .	—	—	—	—	—	2,462	..	..	..	..
Switzerland . . . . .	—	—	—	—	—	20,45,105	13,88,725	8,48,589	4,80,711	1,06,258
Italy . . . . .	—	—	—	—	—	8,28,898	12,04,201	9,42,437	9,18,275	8,51,869
Austria . . . . .	—	—	—	—	—	4,71,630	5,39,625	5,29,555	2,63,202	1,55,450
Czechoslovakia . . . . .	—	—	—	—	—	2,15,556	4,90,418	4,23,611	3,50,886	2,07,655
Iraq . . . . .	—	—	—	—	—	1,425	1,374	1,218	2,299	330
Native States in Arabia other than Maskat Territory and Trucial Oman . . . . .	—	—	—	—	—	275	479	675	1,070	574
Persia . . . . .	—	—	—	—	—	612	1,896	27	143	454
Indo-China (including Cochin China, Cambodia, Annam, Tonkin, and French leased territories in China . . . . .	—	—	—	—	—	1,890	2,969	1,000	669	1,410
China (exclusive of Hong-kong and Macao) . . . . .	—	—	—	—	—	47,462	1,07,519	15,157	16,568	50,837
Japan . . . . .	—	—	—	—	—	21,06,824	19,65,542	20,24,133	13,36,161	10,42,345
Egypt . . . . .	—	—	—	—	—	406	675	18,141	613	427
Portuguese East Africa . . . . .	—	—	—	—	—	40	1,212	632	568	457
United States of America— Via Atlantic Coast . . . . .	—	—	—	—	—	1,75,323	1,60,931	1,60,633	1,24,230	72,946
" Pacific " . . . . .	—	—	—	—	—	41	224	1,035	977	991
Other Foreign Countries . . . . .	—	—	—	—	—	2,004	1,629	1,162	1,545	1,487
<b>TOTAL FOREIGN COUNTRIES</b>	—	—	—	—	—	<b>95,75,018</b>	<b>1,06,14,350</b>	<b>77,59,354</b>	<b>53,92,243</b>	<b>40,34,712</b>

GENERAL IMPORTS

( 560 )

No. 13—continued

ARTICLES, AND COUNTRIES OF CONSIGNMENT; ALSO SHARE OF EACH PROVINCE	QUANTITY					VALUE				
	1927-28	1928-29	1929-30	1930-31	1931-32	1927-28	1928-29	1929-30	1930-31	1931-32
						₹	₹	₹	₹	₹
<b>Textiles—continued</b>										
<b>Haberdashery and Millinery—concluded</b>										
<b>Total value of Haberdashery and Millinery—continued</b>										
Share of Bengal . . . . .	—	—	—	—	—	22,77,227	27,90,727	17,67,755	14,22,294	10,23,26
„ Bombay . . . . .	—	—	—	—	—	50,55,723	53,93,251	40,94,312	24,05,957	19,10,85
„ Sind . . . . .	—	—	—	—	—	19,29,278	27,91,040	17,10,343	14,05,812	12,32,55
„ Madras . . . . .	—	—	—	—	—	3,26,735	4,10,927	3,95,833	2,92,196	2,09,11
„ Burma . . . . .	—	—	—	—	—	30,55,784	20,21,268	24,69,542	17,59,431	10,52,16
<b>TOTAL</b>	—	—	—	—	—	1,26,55,407	1,34,07,348	1,04,27,791	72,08,290	54,28,541
<b>Hemp—</b>										
<b>Raw (H. O)—</b>										
United Kingdom . . . . .	Cwts. 158	Cwts. 7	Cwts. 896	Cwts. —	Cwts. 248	4,714	558	21,160	—	3,534
Ceylon . . . . .	—	—	—	125	—	—	—	—	2,700	—
Straits Settlements (including Labuan). . . . .	2,930	2,310	990	1,898	621	76,134	53,470	23,294	28,980	9,198
Hongkong . . . . .	—	5,616	4,504	2,826	996	—	1,36,650	1,07,805	50,002	15,588
Other British Possessions . . . . .	—	11	—	—	—	—	703	—	—	—
<b>TOTAL BRITISH EMPIRE</b>	3,088	7,944	6,390	4,849	1,865	80,848	1,91,441	1,52,359	81,682	28,320
Germany . . . . .	14	19	72	47	5	200	1,259	5,038	2,356	235
Italy . . . . .	45	109	75	103	60	3,288	6,971	6,215	8,107	2,560
Hungary . . . . .	—	—	—	29	—	—	—	—	1,502	—
Java . . . . .	82	1,030	397	68	2,453	1,852	22,148	9,826	950	34,674
Philippine Islands and Guam . . . . .	31,924	23,222	24,151	14,717	11,791	3,74,887	5,80,308	6,89,926	3,29,030	1,80,371
China (exclusive of Hongkong and Macao). . . . .	498	156	429	96	—	18,500	3,713	10,222	2,898	—
Japan . . . . .	—	—	74	1,641	—	—	—	1,095	27,691	—
United States of America— Pacific . . . . .	—	—	—	125	—	—	—	—	3,006	—
Other Foreign Countries . . . . .	—	4	—	—	—	—	114	—	—	—
<b>TOTAL FOREIGN COUNTRIES</b>	32,563	24,540	25,198	16,828	14,309	8,94,127	6,14,573	7,22,932	3,76,500	2,17,890
Share of Bengal . . . . .	34,313	31,753	30,027	19,539	15,299	9,29,102	7,79,110	8,32,963	4,12,975	2,31,708
„ Bombay . . . . .	45	80	1,343	899	309	3,288	5,768	37,191	30,367	13,724
„ Sind . . . . .	1	—	—	—	—	109	—	—	4	—
„ Madras . . . . .	—	—	—	—	—	—	—	—	—	6
„ Burma . . . . .	1,387	621	218	637	66	42,476	21,136	5,136	14,836	772
<b>TOTAL</b>	35,651	32,434	31,588	21,175	16,174	9,74,075	8,06,014	8,75,291	4,58,182	2,46,210
<b>Manufactures (including Cordage)—</b>										
<b>Bags and Sacks (III. U)—</b>										
United Kingdom . . . . .	No. —	No. 1,694	No. —	No. —	No. —	—	670	—	—	—
Share of Burma . . . . .	—	1,694	—	—	—	—	670	—	—	—



No. 13—continued

ARTICLES, AND COUNTRIES OF CONSIGNMENT; ALSO SHARE OF EACH PROVINCE	QUANTITY					VALUE				
	1927-28	1928-29	1929-30	1930-31	1931-32	1927-28	1928-29	1929-30	1930-31	1931-32
						R	R	R	R	R
<b>Textiles—continued</b>										
<b>Hemp—continued</b>										
<b>Manufactures (including Cordage)—continued</b>	Yards	Yards	Yards	Yards	Yards					
<b>Cloth (III. U)—</b>										
United Kingdom . . . . .	2,784	2,051	--	904	--	3,835	925	--	1,044	--
Straits Settlements (including Labuan) . . . . .	129,200	63,045	--	480	8,140	20,018	10,597	--	400	1,563
Other British Possessions . . . . .	100	525	--	840	1,177	200	52	--	320	627
<b>TOTAL BRITISH EMPIRE</b>	<b>132,084</b>	<b>65,621</b>	<b>--</b>	<b>2,224</b>	<b>9,317</b>	<b>24,053</b>	<b>11,574</b>	<b>--</b>	<b>1,824</b>	<b>2,190</b>
Belgium . . . . .	3,743	5,475	--	--	--	2,441	3,322	--	--	--
Italy . . . . .	6,683	3,196	7,604	9,458	--	8,612	1,694	10,701	12,569	--
Other Foreign Countries . . . . .	--	143	--	--	1,586	--	205	--	--	674
<b>TOTAL FOREIGN COUNTRIES</b>	<b>10,426</b>	<b>8,814</b>	<b>7,604</b>	<b>9,458</b>	<b>1,586</b>	<b>11,053</b>	<b>5,221</b>	<b>10,701</b>	<b>12,569</b>	<b>674</b>
<b>Share of Bengal . . . . .</b>	<b>4,433</b>	<b>--</b>	<b>7,604</b>	<b>9,453</b>	<b>162</b>	<b>5,906</b>	<b>--</b>	<b>10,701</b>	<b>12,564</b>	<b>267</b>
„ <i>Bombay</i> . . . . .	3,323	3,314	--	5	836	7,929	5,221	--	5	585
„ <i>Sind</i> . . . . .	--	201	--	--	--	--	208	--	--	--
„ <i>Madras</i> . . . . .	--	202	--	1,664	--	--	104	--	1,334	--
„ <i>Burma</i> . . . . .	129,704	65,218	--	560	9,905	21,271	11,262	--	490	2,012
<b>TOTAL</b>	<b>142,510</b>	<b>74,435</b>	<b>7,604</b>	<b>11,682</b>	<b>10,903</b>	<b>35,106</b>	<b>16,795</b>	<b>10,701</b>	<b>14,303</b>	<b>2,804</b>
<b>Other sorts (III. U)—</b>										
United Kingdom . . . . .	--	--	--	--	--	75,054	65,779	38,241	34,603	10,959
Straits Settlements (including Labuan) . . . . .	--	--	--	--	--	2,908	1,560	--	--	789
Other British Possessions . . . . .	--	--	--	--	--	315	356	65	--	10
<b>TOTAL BRITISH EMPIRE</b>	<b>--</b>	<b>--</b>	<b>--</b>	<b>--</b>	<b>--</b>	<b>78,272</b>	<b>67,695</b>	<b>38,306</b>	<b>34,603</b>	<b>11,717</b>
Germany . . . . .	--	--	--	--	--	8,805	22,793	1,723	1,061	--
Italy . . . . .	--	--	--	--	--	1,09,044	56,923	48,092	55,484	19,077
Austria . . . . .	--	--	--	--	--	--	--	1,964	1,767	--
Hungary . . . . .	--	--	--	--	--	13,750	7,206	--	373	--
Czechoslovakia . . . . .	--	--	--	--	--	951	4,123	941	342	--
Java . . . . .	--	--	--	--	--	1,130	408	--	--	--
China (exclusive of Hongkong and Macao) . . . . .	--	--	--	--	--	--	70	50	70	1,312
Japan . . . . .	--	--	--	--	--	11,185	3,752	3,393	1,005	1,965
Other Foreign Countries . . . . .	--	--	--	--	--	80	11	20	10	319
<b>TOTAL FOREIGN COUNTRIES</b>	<b>--</b>	<b>--</b>	<b>--</b>	<b>--</b>	<b>--</b>	<b>1,44,945</b>	<b>95,291</b>	<b>56,783</b>	<b>60,112</b>	<b>23,173</b>
<b>Share of Bengal . . . . .</b>	<b>--</b>	<b>--</b>	<b>--</b>	<b>--</b>	<b>--</b>	<b>1,18,668</b>	<b>21,233</b>	<b>43,043</b>	<b>46,263</b>	<b>20,924</b>
„ <i>Bombay</i> . . . . .	--	--	--	--	--	30,924	33,756	36,214	40,769	6,441
„ <i>Sind</i> . . . . .	--	--	--	--	--	405	636	636	1,603	1,080
„ <i>Madras</i> . . . . .	--	--	--	--	--	1,069	8,220	7,333	703	1,603
„ <i>Burma</i> . . . . .	--	--	--	--	--	72,151	98,041	7,313	5,372	4,842
<b>TOTAL</b>	<b>--</b>	<b>--</b>	<b>--</b>	<b>--</b>	<b>--</b>	<b>2,23,217</b>	<b>1,62,936</b>	<b>95,089</b>	<b>94,715</b>	<b>34,800</b>
<b>Total value of Hemp manu- factures—</b>										
United Kingdom . . . . .	--	--	--	--	--	78,889	67,374	38,241	35,647	10,959
Straits Settlements (including Labuan) . . . . .	--	--	--	--	--	22,921	12,157	--	460	2,302
Other British Possessions . . . . .	--	--	--	--	--	515	408	65	320	646
<b>TOTAL BRITISH EMPIRE</b>	<b>--</b>	<b>--</b>	<b>--</b>	<b>--</b>	<b>--</b>	<b>1,02,325</b>	<b>79,939</b>	<b>38,306</b>	<b>36,427</b>	<b>13,907</b>
Germany . . . . .	--	--	--	--	--	8,805	22,993	1,723	1,061	535
Belgium . . . . .	--	--	--	--	--	2,441	3,322	8	--	--
Italy . . . . .	--	--	--	--	--	1,17,656	58,622	59,393	68,053	19,077
Austria . . . . .	--	--	--	--	--	--	--	1,964	1,767	--
Hungary . . . . .	--	--	--	--	--	13,750	7,206	--	373	--
Czechoslovakia . . . . .	--	--	--	--	--	951	4,123	941	342	--
Java . . . . .	--	--	--	--	--	1,130	408	--	--	--
China (exclusive of Hongkong and Macao) . . . . .	--	--	--	--	--	--	70	50	70	1,401
Japan . . . . .	--	--	--	--	--	11,185	3,757	3,393	1,005	1,965
Other Foreign Countries . . . . .	--	--	--	--	--	80	11	12	10	319
<b>TOTAL FOREIGN COUNTRIES</b>	<b>--</b>	<b>--</b>	<b>--</b>	<b>--</b>	<b>--</b>	<b>1,55,998</b>	<b>1,00,512</b>	<b>67,434</b>	<b>72,681</b>	<b>23,847</b>

GENERAL IMPORTS

( 562 )

No. 13—continued

ARTICLES, AND COUNTRIES OF CONSIGNMENT; ALSO SHARE OF EACH PROVINCE	QUANTITY					VALUE				
	1927-28	1928-29	1929-30	1930-31	1931-	1927-28	1928-29	1929-30	1930-31	1931-32
						R	R	R	R	R
<b>Textiles—continued</b>										
<b>Hemp—continued</b>										
<i>Manufactures (excluding Cordage)—continued</i>										
<i>Total value of Hemp manufactures—continued</i>										
Share of Bengal . . . . .	—	—	—	—	—	1,24,574	21,253	53,744	58,827	21,19
„ Bombay . . . . .	—	—	—	—	—	38,853	38,977	36,214	40,774	7,021
„ Sind . . . . .	—	—	—	—	—	405	894	635	1,608	1,081
„ Madras . . . . .	—	—	—	—	—	1,069	8,324	7,883	2,037	1,60
„ Burma . . . . .	—	—	—	—	—	93,422	1,10,973	7,313	5,862	6,851
<b>TOTAL</b>	—	—	—	—	—	2,58,823	1,80,451	1,05,790	1,09,108	37,781
<b>Jute—</b>										
<i>Raw (H. N)—</i>										
United Kingdom . . . . .	Tons	Tons	Tons	Tons	Tons					
Other British Possessions . . . . .	..	..	3	..	..					
<b>TOTAL BRITISH EMPIRE</b>	24	11	5	..	1	2,309	4,672	1,468	180	150
<b>TOTAL FOREIGN COUNTRIES</b>	3	..	..	1	3	958	..	2,526	622	721
Share of Bengal . . . . .	27	11	17	1	4	3,352	4,672	5,324	752	871
„ Madras . . . . .	..	..	..	..	..	..	..	..	..	10
<b>TOTAL</b>	27	11	17	1	4	3,352	4,672	5,324	752	881
<b>Wool and Yarn (III. R)—</b>										
United Kingdom . . . . .	Lbs.	Lbs.	Lbs.	Lbs.	Lbs.					
Other British Possessions . . . . .	..	..	..	..	38					14
<b>TOTAL BRITISH EMPIRE</b>	66,188	54,475	11,507	22,965	10,752	18,948	13,139	4,226	7,212	5,115
<b>TOTAL FOREIGN COUNTRIES</b>	33	16	..	448	70	40	5	..	356	10
Share of Bengal . . . . .	10,308	4,886	7,221	11,690	2,637	4,816	1,408	3,209	4,517	2,897
„ Bombay . . . . .	36,023	34,389	3,522	1,677	575	8,427	7,416	787	913	169
„ Sind . . . . .	8,833	11,434	..	2,759	390	2,278	3,266	..	517	175
„ Madras . . . . .	7,846	2,543	535	6,905	5,795	2,510	724	135	1,493	1,665
„ Burma . . . . .	2,711	1,239	229	322	1,425	957	330	95	128	233
<b>TOTAL</b>	66,221	54,491	11,507	23,413	10,822	18,988	13,144	4,226	7,568	5,139
<b>Manufactures—</b>										
<b>Canvas (III. B)—</b>										
United Kingdom . . . . .	Yards	Yards	Yards	Yards	Yards					
Ceylon . . . . .	19	36	10,135	..	3	18	42	2,104	..	6
Other British Possessions . . . . .	207	440	74	203	..	290	220	27	261	..
<b>TOTAL BRITISH EMPIRE</b>	282,610	326,883	350,927	137,607	57,830	2,41,151	2,00,926	1,93,581	1,14,200	47,089
Belgium . . . . .	1,992	871	..	..	..	1,049	503	..	..	..
Italy . . . . .	..	2,720	2,800	1,268	3,198	..	3,065	2,282	1,030	2,030
Japan . . . . .	..	..	4,450	..	1,850	..	..	3,375	..	578
Other Foreign Countries . . . . .	420	24	261	42	420	384	35	544	54	228
<b>TOTAL FOREIGN COUNTRIES</b>	2,412	3,615	7,511	1,310	5,468	2,388	3,603	6,201	1,090	2,845

No. 13—continued

ARTICLES, AND COUNTRIES OF CONSIGNMENT; ALSO SHARE OF EACH PROVINCE	QUANTITY					VALUE				
	1927-28	1928-29	1929-30	1930-31	1931-32	1927-28	1928-29	1929-30	1930-31	1931-32
						R	R	R	R	R
<i>Textiles—continued</i>										
<i>Jute—continued</i>										
<i>Manufactures—continued</i>										
Canvas (III. B)— <i>continued</i>	Yards	Yards	Yards	Yards	Yards					
Share of Bengal . . . . .	70,602	10,232	33,314	49,447	34,299	1,03,640	6,693	46,371	70,316	32,019
" Bombay . . . . .	107,212	166,079	217,815	23,368	10,670	84,264	1,10,894	1,11,795	16,032	5,863
" Sind . . . . .	13,550	81,774	362	..	443	5,814	38,998	199	..	226
" Madras . . . . .	4,104	7,743	290	2,436	1,935	6,577	18,031	437	1,433	2,383
" Burma . . . . .	89,554	74,170	112,657	63,666	16,901	43,189	29,913	40,980	27,509	9,438
<b>TOTAL</b>	<b>285,022</b>	<b>820,998</b>	<b>864,438</b>	<b>138,917</b>	<b>68,295</b>	<b>2,43,484</b>	<b>2,04,529</b>	<b>1,00,782</b>	<b>1,15,290</b>	<b>40,993</b>
<i>Guany bags (III. B)—</i>	No.	No.	No.	No.	No.					
United Kingdom . . . . .	27,304	17,082	644,466	108,109	23,161	12,468	9,140	2,16,125	37,726	5,656
Aden and Dependencies . . . . .	..	5,100	1,160	850	1,200	..	1,210	350	200	300
Maldives . . . . .	..	50	..	..	20,400	..	10	..	..	3,392
Bahrain Islands . . . . .	20,679	12,075	..	675	..	6,248	3,555	..	180	..
Ceylon . . . . .	5,850,528	5,680,792	5,052,131	4,463,053	4,031,025	10,80,354	17,04,160	15,07,838	12,08,836	9,74,140
Straits Settlements (including Labuan) . . . . .	76,336	60,535	152,658	101,278	92,718	33,494	26,275	62,342	20,970	18,154
Federated Malay States . . . . .	..	200	..	10,531	..	..	88	..	4,718	..
Cape of Good Hope . . . . .	1,000	200	100	2,000	600	2,562	484	315	600	708
Natal . . . . .	1,200	200	6,000	4,500	894	732	488	6,078	3,807	514
South Australia (including Northern Territory) . . . . .	..	800	..	..	..	..	100	..	..	..
Victoria . . . . .	4,920	11,000	1,122	5	1,940	2,480	1,198	264	15	685
New South Wales . . . . .	400	..	..	250	1,044	158	..	..	130	380
Australian Commonwealth (Total) . . . . .	5,320	11,800	1,122	255	2,984	2,583	1,298	264	145	1,065
Other British Possessions . . . . .	1,950	2,050	500	700	3,212	1,222	675	457	896	676
<b>TOTAL BRITISH EMPIRE</b>	<b>5,984,317</b>	<b>5,800,034</b>	<b>5,858,137</b>	<b>4,697,951</b>	<b>4,226,194</b>	<b>17,19,663</b>	<b>17,47,388</b>	<b>17,93,764</b>	<b>12,81,478</b>	<b>10,04,070</b>
France . . . . .	140	800	4,864	6,400	..	190	412	1,838	1,668	..
Italy . . . . .	..	8,340	..	..	..	..	8,917	..	..	..
Smyrna . . . . .	70,000	..	..	..	..	21,000	..	..	..	..
Maskat Territory and Trucial Oman . . . . .	5,510	1,534	..	1,700	..	1,895	510	..	460	..
Other Native States in Arabia . . . . .	7,500	..	..	..	..	2,480	..	..	..	..
Iraq . . . . .	17,400	3,150	..	900	..	1,300	1,448	..	866	..
Siam . . . . .	4,630	2,400	100	250	..	1,395	1,316	25	47	..
Java . . . . .	68,200	250	7,200	1,448	3,200	22,610	62	4,000	741	1,068
China (exclusive of Hongkong and Macao) . . . . .	..	..	400	18,600	..	..	..	240	2,700	..
Japan . . . . .	100	..	165,128	1,076,609	80,700	25	..	18,024	1,31,165	9,388
Egypt . . . . .	1,800	69	750	..	100,250	784	55	551	..	1,180
United States of America—										
Vid Atlantic Coast . . . . .	2,700	1,200	3,840	4,200	..	840	216	2,305	2,240	..
" Pacific " . . . . .	..	26	1,000	..	..	..	13	120	..	..
Other Foreign Countries . . . . .	850	3,323	804	7,200	804	520	1,533	510	2,609	241
<b>TOTAL FOREIGN COUNTRIES</b>	<b>178,839</b>	<b>21,092</b>	<b>183,886</b>	<b>1,117,302</b>	<b>184,954</b>	<b>53,039</b>	<b>9,482</b>	<b>27,008</b>	<b>1,42,086</b>	<b>20,872</b>
<i>Share of Bengal . . . . .</i>	<i>167,274</i>	<i>35,717</i>	<i>251,584</i>	<i>1,181,743</i>	<i>231,334</i>	<i>58,427</i>	<i>12,558</i>	<i>54,244</i>	<i>1,85,769</i>	<i>31,623</i>
" Bombay . . . . .	246,205	1,248,751	456,201	444,860	1,409,336	1,17,046	4,69,079	1,40,279	1,03,736	3,04,893
" Sind . . . . .	63,880	18,709	3,610	3,532	9,094	17,983	5,085	760	1,002	2,086
" Madras . . . . .	5,597,779	4,364,784	5,141,570	3,812,107	2,492,914	15,47,852	12,23,406	15,57,994	10,77,421	6,45,068
" Burma . . . . .	88,009	153,165	190,058	372,961	267,410	31,394	46,757	68,105	75,586	41,372
<b>TOTAL</b>	<b>6,163,156</b>	<b>5,821,126</b>	<b>6,042,028</b>	<b>5,815,253</b>	<b>4,411,148</b>	<b>17,72,702</b>	<b>17,56,865</b>	<b>18,21,372</b>	<b>14,23,564</b>	<b>10,25,542</b>

GENERAL IMPORTS

( 564 )

No. 13—continued

ARTICLES, AND COUNTRIES OF CONSIGNMENT; ALSO SHARE OF EACH PROVINCE	QUANTITY					VALUE				
	1927-28	1928-29	1929-30	1930-31	1931-32	1927-28	1928-29	1929-30	1930-31	1931-32
						R	R	R	R	R
<i>Textiles—continued</i>										
<i>Jute—continued</i>										
<i>Manufactures—continued</i>										
<b>Gunny cloth (III. R)—</b>	<b>Yards</b>	<b>Yards</b>	<b>Yards</b>	<b>Yards</b>	<b>Yards</b>					
United Kingdom . . . . .	48,007	890,116	23,214	65,714	19,439	20,452	94,170	12,684	11,697	8,902
Ceylon . . . . .	474	20,004	141	1,084	88	171	4,541	65	258	12
Straits Settlements (including Labuan) . . . . .	600	53,700	160,780	110,040	100,206	75	9,112	28,197	18,105	9,059
Other British Possessions . . . . .	810	1,012	4,000	1,200	2,000	200	130	800	600	820
<b>TOTAL BRITISH EMPIRE</b>	<b>44,951</b>	<b>968,092</b>	<b>188,135</b>	<b>178,047</b>	<b>121,728</b>	<b>20,898</b>	<b>1,07,002</b>	<b>41,086</b>	<b>25,660</b>	<b>14,198</b>
Germany . . . . .	643	90	..	11,000	..	1,312	40	..	1,062	..
Netherlands . . . . .	..	141,265	..	..	..	..	11,059	..	..	..
Belgium . . . . .	..	206,035	2,871	..	..	..	15,781	1,023	..	..
France . . . . .	792	..	794	..	..	1,211	..	796	..	..
Italy . . . . .	23	826,875	138	..	..	26	86,703	299	..	..
Japan . . . . .	..	1,775,191	..	252,000	..	..	86,820	..	18,000	..
United States of America— Via Atlantic Coast . . . . .	200	99	12,839	14,207	110	45	180	2,465	2,107	14
„ Pacific „ . . . . .	111	..	60	..	..	43	..	15	..	..
Other Foreign Countries . . . . .	120	..	1,064	4,000	..	30	..	416	630	..
<b>TOTAL FOREIGN COUNTRIES</b>	<b>1,889</b>	<b>2,449,555</b>	<b>18,366</b>	<b>281,207</b>	<b>110</b>	<b>2,067</b>	<b>1,51,183</b>	<b>5,614</b>	<b>22,399</b>	<b>14</b>
<i>Share of Bengal . . . . .</i>	<i>3,595</i>	<i>3,317,271</i>	<i>39,734</i>	<i>333,002</i>	<i>7,197</i>	<i>968</i>	<i>2,26,016</i>	<i>14,493</i>	<i>29,861</i>	<i>525</i>
„ Bombay . . . . .	3,672	3,243	5,341	..	..	3,578	1,976	4,049	..	..
„ Sind . . . . .	20,027	7,299	253	..	3,375	6,260	3,779	280	..	112
„ Madras . . . . .	18,413	33,657	186	1,890	10,802	12,190	17,785	139	1,209	[3,532
„ Burma . . . . .	1,133	54,177	160,987	134,302	100,464	569	9,589	23,339	16,989	10,038
<b>TOTAL</b>	<b>46,840</b>	<b>3,415,047</b>	<b>206,501</b>	<b>459,254</b>	<b>121,838</b>	<b>23,565</b>	<b>2,59,145</b>	<b>47,300</b>	<b>48,059</b>	<b>14,207</b>
<b>Rops and Twines (III. R)—</b>	<b>Cwts.</b>	<b>Cwts.</b>	<b>Cwts.</b>	<b>Cwts.</b>	<b>Cwts.</b>					
United Kingdom . . . . .	979	2,052	722	358	252	49,170	1,08,062	45,266	25,004	19,641
Straits Settlements (including Labuan) . . . . .	149	234	268	198	24	7,285	9,954	11,767	5,298	1,724
Hongkong . . . . .	443	50	97	223	..	18,115	1,823	3,121	5,819	..
Other British Possessions . . . . .	43	30	1	..	2	706	902	43	..	31
<b>TOTAL BRITISH EMPIRE</b>	<b>1,614</b>	<b>2,372</b>	<b>1,088</b>	<b>719</b>	<b>278</b>	<b>75,276</b>	<b>1,21,341</b>	<b>60,227</b>	<b>36,121</b>	<b>21,396</b>
Germany . . . . .	7	21	4	10	1	1,371	2,784	327	803	160
Belgium . . . . .	8	25	..	51	..	842	2,427	..	4,074	..
Italy . . . . .	20	..	19	..	198	1,735	..	2,037	645	8,809
Austria . . . . .	12	..	..	7	..	1,116	..	..	..	..
Czechoslovakia . . . . .	..	9	12	16	..	..	937	608	1,380	..
China (exclusive of Hongkong Macao) . . . . .	..	..	..	85	47	..	..	..	4,168	2,217
Native States in Arabia other than Maskat Territory and Trucial Oman . . . . .	..	..	143	..	..	..	..	4,552	..	..
Philippine Islands and Guam . . . . .	532	147	..	..	38	10,716	5,311	..	..	887
Other Foreign Countries . . . . .	2	1	1	..	..	343	78	109	16	3
<b>TOTAL FOREIGN COUNTRIES</b>	<b>587</b>	<b>208</b>	<b>179</b>	<b>169</b>	<b>224</b>	<b>25,123</b>	<b>11,537</b>	<b>7,633</b>	<b>11,086</b>	<b>12,070</b>
<i>Share of Bengal . . . . .</i>	<i>91</i>	<i>58</i>	<i>40</i>	<i>3</i>	<i>3</i>	<i>3,637</i>	<i>1,784</i>	<i>2,111</i>	<i>633</i>	<i>29</i>
„ Bombay . . . . .	1,792	2,136	979	604	288	77,507	1,04,749	49,300	23,067	21,313
„ Sind . . . . .	14	10	4	..	1	1,053	2,228	842	70	307
„ Madras . . . . .	149	181	86	40	64	7,778	9,247	4,327	2,475	2,788
„ Burma . . . . .	155	190	153	336	146	10,419	14,870	11,230	16,362	9,035
<b>TOTAL</b>	<b>2,201</b>	<b>2,575</b>	<b>1,267</b>	<b>838</b>	<b>502</b>	<b>1,00,399</b>	<b>1,32,378</b>	<b>67,860</b>	<b>47,207</b>	<b>33,472</b>
<b>Other kinds (III. R)—</b>	<b>Cwts.</b>	<b>Cwts.</b>	<b>Cwts.</b>	<b>Cwts.</b>	<b>Cwts.</b>					
United Kingdom . . . . .	3,867	3,904	5,083	2,193	2,180	1,42,544	1,78,677	2,03,224	1,29,176	73,830
Ceylon . . . . .	3	8	2,857	2	..	207	203	16,150	81	50
Straits Settlements (including Labuan) . . . . .	717	991	359	880	887	52,708	80,312	34,022	54,595	67,127
Other British Possessions . . . . .	2	5	..	..	10	64	630	..	..	158
<b>TOTAL BRITISH EMPIRE</b>	<b>4,589</b>	<b>4,908</b>	<b>8,299</b>	<b>3,075</b>	<b>3,077</b>	<b>1,95,518</b>	<b>2,59,822</b>	<b>2,53,396</b>	<b>1,82,852</b>	<b>1,41,174</b>

No 13—continued

ARTICLES, AND COUNTRIES OF CONSIGNMENT; ALSO SHARE OF EACH PROVINCE	QUANTITY					VALUE				
	1927-28	1928-29	1929-30	1930-31	1931-32	1927-28	1928-29	1929-30	1930-31	1931-32
	Cwts.	Cwts.	Cwts.	Cwts.	Cwts.	₹	₹	₹	₹	₹
<i>Textiles—continued</i>										
<i>Jute—continued</i>										
<i>Manufactures—continued</i>										
Other kinds (III. B)—continued										
Germany . . . . .	744	42	9	2	8	32,305	3,128	1,381	333	912
Netherlands . . . . .	..	8	..	..	..	5	1,049	..	25	..
Belgium . . . . .	101	815	131	6	34	14,771	6,222	9,500	467	1,840
France . . . . .	33	7	14	19	1	5,073	2,021	6,185	3,793	400
Italy . . . . .	2	6	18	2	..	10	404	3,051	215	..
China (exclusive of Hongkong and Macão) . . . . .	..	2	1	..	13	..	1,100	55	..	4,040
Japan . . . . .	..	2,001	4	1,171	..	5	11,097	340	6,362	..
Other Foreign Countries . . . . .	12	6	6	12	3	1,191	686	335	422	404
<b>TOTAL FOREIGN COUNTRIES</b>	<b>952</b>	<b>3,872</b>	<b>183</b>	<b>1,212</b>	<b>59</b>	<b>53,420</b>	<b>26,696</b>	<b>20,847</b>	<b>11,617</b>	<b>7,596</b>
<i>Share of Bengal . . . . .</i>	<i>3,222</i>	<i>6,715</i>	<i>3,545</i>	<i>2,282</i>	<i>993</i>	<i>1,01,632</i>	<i>99,630</i>	<i>81,956</i>	<i>65,893</i>	<i>44,592</i>
" <i>Bombay . . . . .</i>	<i>598</i>	<i>438</i>	<i>3,345</i>	<i>133</i>	<i>64</i>	<i>16,379</i>	<i>47,574</i>	<i>37,423</i>	<i>15,778</i>	<i>4,664</i>
" <i>Sind . . . . .</i>	<i>166</i>	<i>73</i>	<i>20</i>	<i>26</i>	<i>25</i>	<i>10,914</i>	<i>7,172</i>	<i>6,017</i>	<i>3,378</i>	<i>3,995</i>
" <i>Madras . . . . .</i>	<i>733</i>	<i>324</i>	<i>734</i>	<i>319</i>	<i>200</i>	<i>33,794</i>	<i>15,338</i>	<i>29,877</i>	<i>10,957</i>	<i>5,790</i>
" <i>Burma . . . . .</i>	<i>912</i>	<i>1,925</i>	<i>738</i>	<i>1,527</i>	<i>1,354</i>	<i>86,219</i>	<i>1,16,304</i>	<i>63,970</i>	<i>98,463</i>	<i>89,709</i>
<b>TOTAL</b>	<b>5,541</b>	<b>8,775</b>	<b>8,482</b>	<b>4,287</b>	<b>3,186</b>	<b>2,48,938</b>	<b>2,86,518</b>	<b>2,74,243</b>	<b>1,94,469</b>	<b>1,48,770</b>
<i>Total value of Jute Manufactures (including Twist and Yarn)—</i>										
United Kingdom . . . . .	—	—	—	—	—	4,84,416	6,04,461	6,72,915	3,23,754	1,55,234
Adon and Dependences . . . . .	—	—	—	—	—	..	1,210	350	200	300
Maldives . . . . .	—	—	—	—	—	..	10	..	..	3,302
Bahrain Islands . . . . .	—	—	—	—	—	6,248	3,555	..	180	..
Ceylon . . . . .	—	—	—	—	—	16,60,756	17,09,041	15,26,285	12,04,175	9,74,245
Straits Settlements (including Labuan) . . . . .	—	—	—	—	—	93,854	1,25,878	1,36,280	1,02,629	96,977
Federated Malaya States . . . . .	—	—	—	—	—	..	88	..	4,718	..
Hongkong . . . . .	—	—	—	—	—	18,115	2,483	3,021	5,819	469
Cape of Good Hope . . . . .	—	—	—	—	—	3,292	484	315	600	768
Natal . . . . .	—	—	—	—	—	734	488	6,093	3,807	672
Western Australia . . . . .	—	—	—	—	—	200	307	..	600	..
South Australia (including Northern Territory) . . . . .	—	—	—	—	—	64	100	..	..	..
Victoria . . . . .	—	—	—	—	—	2,430	1,298	264	15	685
New South Wales . . . . .	—	—	—	—	—	158	..	..	130	381
<i>Australian Commonwealth (Total)</i>	—	—	—	—	—	<i>2,347</i>	<i>2,205</i>	<i>264</i>	<i>745</i>	<i>1,066</i>
Other British Possessions . . . . .	—	—	—	—	—	1,222	675	457	806	527
<b>TOTAL BRITISH EMPIRE</b>	—	—	—	—	—	<b>22,71,454</b>	<b>24,50,573</b>	<b>23,46,880</b>	<b>16,47,523</b>	<b>12,38,650</b>
Germany . . . . .	—	—	—	—	—	35,067	5,953	2,144	3,028	1,168
Netherlands . . . . .	—	—	—	—	—	5	12,708	..	471	..
Belgium . . . . .	—	—	—	—	—	17,662	25,410	11,125	5,041	1,840
France . . . . .	—	—	—	—	—	6,547	2,433	8,814	5,461	524
Italy . . . . .	—	—	—	—	—	1,771	44,089	7,669	1,396	10,848
Austria . . . . .	—	—	—	—	—	1,116	60	..	356	280
Czechoslovakia . . . . .	—	—	—	—	—	..	937	186	1,380	..
Smyrna . . . . .	—	—	—	—	—	21,000	..	..	..	..
Maskat Territory and Trucial Oman . . . . .	—	—	—	—	—	1,895	510	..	460	..
Other Native States in Arabia . . . . .	—	—	—	—	—	2,597	5	4,552	..	..
Iraq . . . . .	—	—	—	—	—	1,300	1,460	5	306	..
Java . . . . .	—	—	—	—	—	22,610	72	4,422	795	1,068
Siam . . . . .	—	—	—	—	—	1,401	1,341	25	48	22
Philippine Islands and Guam . . . . .	—	—	—	—	—	19,716	5,311	..	..	867
China (exclusive of Hongkong and Macão) . . . . .	—	—	—	—	—	..	1,190	903	7,568	6,257
Japan . . . . .	—	—	—	—	—	52	98,817	21,848	1,55,527	9,961
Egypt . . . . .	—	—	—	—	—	1,182	55	557	..	10,287
United States of America— Via Atlantic Coast . . . . .	—	—	—	—	—	1,856	1,037	4,914	4,775	30
" Pacific " . . . . .	—	—	—	—	—	43	13	135	..	..
Other Foreign Countries . . . . .	—	—	—	—	—	300	1,055	604	1,442	241
<b>TOTAL FOREIGN COUNTRIES</b>	—	—	—	—	—	<b>1,36,620</b>	<b>2,02,506</b>	<b>67,903</b>	<b>1,68,634</b>	<b>43,413</b>

GENERAL IMPORTS

( 566 )

No. 13—continued

ARTICLES, AND COUNTRIES OF CONSIGNMENT; ALSO SHARE OF EACH PROVINCE	QUANTITY					VALUE				
	1927-28	1928-29	1929-30	1930-31	1931-32	1927-28	1928-29	1929-30	1930-31	1931-32
						R	R	R	R	R
<b>Textiles—continued</b>										
<b>Jute—continued</b>										
<b>Manufactures—concluded</b>										
<b>Total value of Jute manufactures (including Twist and Yarn)—continued</b>										
Share of Bengal . . . . .	—	—	—	—	—	2,73,120	3,48,089	2,02,884	3,36,989	1,11,01
.. Bombay . . . . .	—	—	—	—	—	3,07,201	7,41,688	3,93,633	1,05,176	3,36,92
.. Sind . . . . .	—	—	—	—	—	44,307	60,508	8,088	4,967	6,90
.. Madras . . . . .	—	—	—	—	—	16,10,701	12,85,031	16,92,909	10,94,988	6,01,23
.. Burma . . . . .	—	—	—	—	—	1,72,747	2,17,763	2,17,769	2,34,037	1,00,32
<b>TOTAL</b>	—	—	—	—	—	24,08,076	26,53,079	24,14,788	18,30,157	12,77,06
<b>SILK—</b>										
<b>Raw (H. Q)—</b>										
United Kingdom . . . . .	Lbs. 10	Lbs. 4,057	Lbs. 1	Lbs. ..	Lbs. ..	66	26,645	1	..	..
Straits Settlements (including Labuan) . . . . .	..	203	36	..	..	..	2,074	188	..	..
Hongkong . . . . .	293,631	161,811	137,152	298,285	172,735	17,24,562	8,79,964	7,24,411	12,15,255	6,02,70
Other British Possessions . . . . .	1	..	1	..	..	3	..	10	..	..
<b>TOTAL BRITISH EMPIRE</b>	293,642	166,131	137,190	298,285	172,735	17,24,631	9,08,083	7,24,005	12,15,255	6,02,70
France . . . . .	1,143	..	..	..	..	8,118	..	..	..	..
Italy . . . . .	11,035	118,499	29,840	..	..	41,707	4,88,440	1,13,816	..	..
Siam . . . . .	10,921	7,111	6,224	286	329	54,768	38,513	32,452	1,710	1,800
China (exclusive of Hongkong and Macao) . . . . .	1,976,546	1,711,413	1,964,372	1,023,939	1,356,162	1,23,78,326	1,01,99,981	1,12,82,067	75,35,167	54,64,018
Japan . . . . .	62,664	126,171	37,613	17,009	33,759	3,24,205	7,12,087	1,59,623	64,711	1,58,943
French Somaliland . . . . .	..	1,090	..	..	..	..	3,270	..	..	..
United States of America—										
Via Atlantic Coast . . . . .	274	547	..	..	..	656	5,220	..	..	..
Other Foreign Countries . . . . .	..	58	..	..	..	..	281	..	16	..
<b>TOTAL FOREIGN COUNTRIES</b>	2,062,583	1,964,889	2,038,049	1,041,234	1,300,250	1,28,07,780	1,14,48,342	1,15,87,958	76,01,810	56,24,759
Share of Bengal . . . . .	..	44	800	6,360	2,136	..	294	6,316	21,991	11,850
.. Bombay . . . . .	1,506,686	1,373,867	1,298,656	1,276,546	1,031,922	88,34,514	76,52,509	72,78,088	60,28,413	41,83,044
.. Sind . . . . .	..	28,104	1	..	..	..	1,08,346	1	16	..
.. Madras . . . . .	747,217	682,126	825,936	646,402	528,255	60,85,121	43,12,475	47,29,279	27,12,339	20,30,384
.. Burma . . . . .	102,322	40,870	49,846	11,151	672	6,12,776	2,83,401	2,98,830	53,606	2,189
<b>TOTAL</b>	2,356,225	2,131,020	2,175,239	1,939,519	1,562,985	1,45,32,411	1,23,57,025	1,23,12,503	88,10,865	62,27,467
<b>Waste (I. O)—</b>										
<b>TOTAL BRITISH EMPIRE</b>	..	793	40	..	..	..	897	50	..	..
Belgium . . . . .	1,542	506	..	..	..	778	965	..	..	..
Italy . . . . .	1,323	..	..	..	..	4,580	..	..	..	..
Japan . . . . .	3,600	..	..	10,667	4,000	1,925	..	..	28,405	11,588
Other Foreign Countries . . . . .	200	356	..	20	50	793	267	..	30	200
<b>TOTAL FOREIGN COUNTRIES</b>	6,725	862	..	10,687	4,050	8,076	1,232	..	28,435	11,788
Share of Bengal . . . . .	1,323	506	..	..	50	4,580	965	..	..	200
.. Bombay . . . . .	1,802	1,149	40	10,667	4,000	1,571	1,164	50	28,405	11,588
.. Burma . . . . .	3,600	..	..	20	..	1,925	..	..	30	..
<b>TOTAL</b>	6,725	1,655	40	10,687	4,050	8,076	2,129	50	28,435	11,788

No. 13—continued

ARTICLES, AND COUNTRIES OF CONSIGNMENT; ALSO SHARE OF EACH PROVINCE	QUANTITY					VALUE				
	1927-28	1928-29	1929-30	1930-31	1931-32	1927-28	1928-29	1929-30	1930-31	1931-32
						R	R	R	R	R
<b>Textiles—continued</b>										
<b>Silk—continued</b>										
<b>Silk Yarn, Nests, and Warps (III. 8)—</b>	Lbs.	Lbs.	Lbs.	Lbs.	Lbs.					
United Kingdom . . . . .	2,125	27,953	18,518	31,413	62,013	14,478	1,32,723	81,463	1,30,802	170,051
Hongkong . . . . .	..	1,352	1,762	2,176	..	..	3,974	12,616	1,530	..
Other British Possessions . . . . .	25	3	90	7	..	120	7	150	30	..
<b>TOTAL BRITISH EMPIRE</b>	<b>2,150</b>	<b>29,308</b>	<b>20,370</b>	<b>33,596</b>	<b>62,013</b>	<b>14,598</b>	<b>1,36,704</b>	<b>94,228</b>	<b>1,32,162</b>	<b>1,70,051</b>
Poland . . . . .	..	..	..	4,180	..	..	..	..	15,735	..
Germany . . . . .	1,789	138,061	133,818	89,704	37,440	6,092	7,80,451	7,34,748	1,11,073	1,48,476
Netherlands . . . . .	1,888	1,000	..	6,000	..	3,599	2,306	..	6,919	..
Belgium . . . . .	17,561	34,108	21,075	14,102	120,792	33,243	66,930	38,300	25,438	1,27,208
France . . . . .	120,258	129,533	163,112	78,813	111,300	2,22,115	3,18,893	4,01,097	1,75,191	2,30,233
Portugal . . . . .	..	..	..	3,850	..	..	..	..	13,749	..
Switzerland . . . . .	199,432	314,193	178,002	128,582	288,952	10,53,040	18,20,138	10,05,338	5,79,724	10,73,891
Italy . . . . .	406,160	832,095	780,833	432,204	621,097	20,13,382	24,45,000	29,57,488	15,95,102	19,21,649
Austria . . . . .	..	..	..	1,650	..	..	..	..	8,010	..
China (exclusive of Hongkong and Macao) . . . . .	382,463	243,274	227,810	303,763	342,873	16,04,054	8,04,037	5,63,184	12,07,403	9,28,590
Japan . . . . .	226,409	325,188	474,925	237,825	115,997	9,94,522	11,86,554	13,87,921	9,24,923	5,08,482
Other Foreign Countries . . . . .	..	..	160	9	2	..	1	624	53	10
<b>TOTAL FOREIGN COUNTRIES</b>	<b>1,356,020</b>	<b>2,017,452</b>	<b>1,985,644</b>	<b>1,390,802</b>	<b>1,648,353</b>	<b>50,30,652</b>	<b>84,24,456</b>	<b>70,88,695</b>	<b>50,54,343</b>	<b>49,47,539</b>
<b>Share of Bengal</b>	<b>167,248</b>	<b>131,957</b>	<b>403,615</b>	<b>223,309</b>	<b>155,411</b>	<b>3,38,276</b>	<b>4,34,002</b>	<b>5,68,826</b>	<b>5,00,959</b>	<b>4,82,217</b>
.. Bombay . . . . .	1,155,669	1,348,356	1,413,259	1,117,620	1,449,529	55,51,423	78,58,355	60,94,128	43,60,787	43,26,353
.. Sind . . . . .	44,232	66,418	122,886	77,047	105,404	2,04,441	2,78,626	5,11,484	2,31,019	3,08,789
.. Madras . . . . .	939	29	16,439	815	22	2,633	266	8,377	3,710	231
.. Burma . . . . .	52	..	15	7	..	477	..	158	30	..
<b>TOTAL</b>	<b>1,358,170</b>	<b>2,046,760</b>	<b>1,956,014</b>	<b>1,424,398</b>	<b>1,710,306</b>	<b>79,45,250</b>	<b>85,61,160</b>	<b>71,62,923</b>	<b>51,86,505</b>	<b>51,17,590</b>
<b>Manufactures—</b>										
<b>Goods of silk mixed with other materials (III. 8)—</b>	Yards	Yards	Yards	Yards	Yards					
United Kingdom . . . . .	226,863	213,132	232,503	192,449	185,152	3,46,157	3,78,116	3,76,624	3,25,360	2,81,511
Cyprus . . . . .	..	748	..	..	..	..	1,012	..	..	..
Bahrain Islands . . . . .	6,792	..	..	..	..	4,245	..	..	..	..
Straits Settlements (including Labuan) . . . . .	19,769	1,237	1,610	2,709	2,882	27,449	2,856	2,989	4,033	3,542
Hongkong . . . . .	43,829	14,949	1,834	3,395	2,115	54,806	13,227	1,952	4,411	1,897
Other British Possessions . . . . .	1,111	1,229	504	984	105	1,572	1,440	428	929	157
<b>TOTAL BRITISH EMPIRE</b>	<b>298,364</b>	<b>231,296</b>	<b>236,451</b>	<b>199,487</b>	<b>199,254</b>	<b>4,34,229</b>	<b>3,96,651</b>	<b>3,81,847</b>	<b>3,35,333</b>	<b>2,37,108</b>
Norway . . . . .	..	1,500	37	470	..	..	2,454	570	7,425	..
Germany . . . . .	331,338	552,750	358,955	149,447	170,033	6,62,336	8,94,227	5,31,750	2,36,542	2,57,197
Netherlands . . . . .	39,100	19,108	189	..	..	53,361	27,982	1,492	..	..
Belgium . . . . .	5,942	23,193	32,891	9,458	512	16,656	35,042	45,175	10,430	758
France . . . . .	311,280	270,533	69,017	20,360	53,793	5,78,331	4,07,286	1,51,627	67,307	1,04,603
Switzerland . . . . .	5,489	6,341	12,196	6,792	10,946	17,285	39,065	63,780	33,211	39,449
Italy . . . . .	261,273	314,056	89,568	30,002	30,924	2,98,027	3,71,320	70,096	50,492	32,332
Austria . . . . .	1,345	1,293	1,677	20,112	23	4,805	4,412	6,222	4,570	58
Czechoslovakia . . . . .	978	540	245	..	815	2,027	1,354	434	..	3,196
China (exclusive of Hongkong and Macao) . . . . .	87,684	185,605	158,398	179,135	576,502	1,04,316	2,33,524	2,15,803	1,97,937	5,13,730
Japan . . . . .	1,051,788	1,245,904	2,019,308	3,073,848	4,053,234	13,47,069	16,03,201	10,48,842	18,00,050	18,30,379
United States of America— Via Atlantic Coast . . . . .	587	6,237	9,712	1,692	2,183	1,125	5,910	7,108	1,454	933
.. Pacific Coast . . . . .	..	..	..	320	..	..	..	..	120	..
Other Foreign Countries . . . . .	593	225	755	113	326	1,121	242	460	110	457
<b>TOTAL FOREIGN COUNTRIES</b>	<b>2,150,908</b>	<b>2,633,483</b>	<b>2,753,443</b>	<b>4,400,754</b>	<b>4,899,391</b>	<b>30,56,961</b>	<b>30,26,019</b>	<b>30,98,888</b>	<b>24,74,654</b>	<b>27,83,691</b>

GENERAL IMPORTS

( 568 )

No. 13—continued

ARTICLES, AND COUNTRIES OF CONSIGNMENT; ALSO SHARE OF EACH PROVINCE	QUANTITY					VALUE				
	1927-28	1928-29	1929-30	1930-31	1931-32	1927-28	1928-29	1929-30	1930-31	1931-32
<b>Textiles—continued</b>										
<b>Silk—continued</b>										
<b>Manufactures—continued</b>										
Goods of silk mixed with other materials (III. S)—continued	Yards	Yards	Yards	Yards	Yards	R	R	R	R	R
Share of Bengal . . . . .	139,150	148,147	258,444	1,222,247	1,140,279	2,27,697	2,29,370	2,12,360	5,61,393	4,47,333
" Bombay . . . . .	1,937,712	3,224,123	2,100,498	1,052,839	2,455,733	26,49,766	29,66,210	26,07,273	10,30,326	17,92,799
" Sind . . . . .	113,341	189,316	133,871	104,553	136,185	2,21,274	3,45,270	2,32,737	1,53,744	1,87,602
" Madras . . . . .	27,770	27,920	35,907	71,224	497,904	40,021	39,493	45,264	50,544	2,22,343
" Burma . . . . .	931,291	276,272	461,174	2,149,378	859,544	3,82,433	4,52,327	4,71,601	10,13,480	3,70,118
<b>TOTAL</b>	<b>2,449,270</b>	<b>2,864,778</b>	<b>2,989,894</b>	<b>4,000,241</b>	<b>5,089,645</b>	<b>35,21,190</b>	<b>40,22,070</b>	<b>34,75,235</b>	<b>28,09,987</b>	<b>30,20,197</b>
<b>Silk piecegoods (III. S)—</b>	Yards	Yards	Yards	Yards	Yards					
United Kingdom . . . . .	128,151	92,221	43,694	26,907	147,516	2,53,151	3,46,246	1,06,507	63,445	1,68,565
Aden and Dependencies . . . . .	13	305	2,892	210	261	50	305	2,125	210	261
Ceylon	4,787	5,449	8,248	8,721	24,781	10,221	10,831	17,141	16,256	42,453
Straits Settlements (including Labuan) . . . . .	83,837	152,767	55,838	57,983	38,288	97,654	1,40,027	49,352	37,054	28,113
Hongkong . . . . .	1,211,664	697,030	291,440	97,923	92,726	13,14,481	7,20,195	2,98,356	1,37,041	89,063
Natal . . . . .	1,023	5,847	6,360	3,077	2,693	2,265	6,419	6,816	3,156	2,703
Kenya Colony . . . . .	845	2,470	1,736	3,154	5,861	1,949	3,055	1,959	8,174	5,859
Other British Possessions . . . . .	3,258	1,503	881	1,222	2,047	2,397	1,072	1,183	1,225	2,226
<b>TOTAL BRITISH EMPIRE</b>	<b>1,433,077</b>	<b>957,592</b>	<b>411,059</b>	<b>203,847</b>	<b>314,128</b>	<b>16,82,168</b>	<b>12,29,059</b>	<b>4,83,439</b>	<b>2,67,161</b>	<b>3,34,243</b>
Germany . . . . .	24,250	50,750	33,926	20,055	1,772	43,574	52,804	42,628	13,190	10,319
Netherlands . . . . .	3,191	2,461	7,355	79	..	2,401	1,279	8,267	79	..
Belgium . . . . .	143,076	415,138	820,091	361,283	82,833	1,43,362	3,11,157	5,69,701	2,29,944	50,612
France . . . . .	91,521	104,442	92,946	23,726	14,689	5,22,545	6,09,471	4,60,896	1,04,192	54,707
Switzerland . . . . .	36,676	60,679	47,591	12,101	8,040	1,61,145	2,51,735	2,45,436	61,727	34,061
Italy . . . . .	13,558	19,203	18,677	9,292	637	22,054	22,613	26,079	15,334	1,147
Austria . . . . .	..	67	5,633	141	280	..	422	31,983	552	1,350
Czechoslovakia . . . . .	..	741	263	..	815	..	4,934	968	..	2,736
Iraq . . . . .	9,959	603	465	188	329	3,180	951	1,054	285	476
Persia . . . . .	20,889	56	18	2,389	46	20,315	82	22	4,844	95
Java . . . . .	528	410	240	193	10,127	1,026	420	395	215	5,327
Indo-China (including Cochin China, Cambodia, Annam, Tonkin and French leased Territories in China) . . . . .	..	556	45	135	8,630	..	1,348	195	305	8,904
China (exclusive of Hongkong and Macao) . . . . .	8,130,455	7,620,240	8,092,702	8,279,347	7,785,678	90,35,249	80,82,740	77,76,278	59,84,899	49,25,348
Japan . . . . .	11,392,088	12,630,791	13,391,998	7,834,662	11,744,693	1,32,02,416	1,38,58,530	1,26,18,912	60,00,405	71,89,433
United States of America— Via Atlantic Coast . . . . .	482	1,548	691	561	435	1,061	2,343	1,975	1,198	373
" Pacific Coast . . . . .	..	..	..	..	226	..	..	..	..	421
Other Foreign Countries . . . . .	818	1,571	930	1,742	700	1,487	2,026	1,132	1,022	854
<b>TOTAL FOREIGN COUNTRIES</b>	<b>19,868,339</b>	<b>20,915,256</b>	<b>23,518,566</b>	<b>16,550,984</b>	<b>19,610,100</b>	<b>2,41,24,615</b>	<b>2,32,02,855</b>	<b>2,17,75,831</b>	<b>1,24,19,091</b>	<b>1,22,86,168</b>
Share of Bengal . . . . .	567,338	631,931	1,289,964	1,830,386	1,595,933	3,85,168	3,78,905	11,04,606	13,82,492	10,77,236
" Bombay . . . . .	16,337,878	17,307,720	17,848,604	11,886,215	16,218,535	1,98,69,642	1,93,75,504	1,77,03,850	89,96,629	1,00,40,344
" Sind . . . . .	38,516	119,571	932,873	493,161	105,621	69,990	1,84,524	3,07,074	4,02,925	37,600
" Madras . . . . .	34,134	168,635	200,210	725,468	734,216	74,755	3,32,624	3,24,525	6,14,934	6,34,059
" Burma . . . . .	3,823,550	3,644,991	3,352,974	1,319,693	1,339,915	49,03,238	36,60,288	28,19,215	12,89,372	7,71,273
<b>TOTAL</b>	<b>21,291,416</b>	<b>21,872,848</b>	<b>23,924,625</b>	<b>16,754,381</b>	<b>19,924,233</b>	<b>2,58,06,783</b>	<b>2,44,81,905</b>	<b>2,22,50,270</b>	<b>1,26,36,252</b>	<b>1,26,20,411</b>
<b>Thread for sewing (III. S)—</b>	Lbs.	Lbs.	Lbs.	Lbs.	Lbs.					
United Kingdom . . . . .	11,273	11,755	11,362	5,590	5,851	1,58,367	1,71,435	1,54,301	84,466	80,383
Other British Possessions . . . . .	8	..	22	52	38	99	2	304	748	412
<b>TOTAL BRITISH EMPIRE</b>	<b>11,281</b>	<b>11,755</b>	<b>11,404</b>	<b>5,642</b>	<b>5,889</b>	<b>1,58,466</b>	<b>1,71,437</b>	<b>1,54,605</b>	<b>85,214</b>	<b>80,795</b>
Belgium . . . . .	..	..	..	30	..	..	..	..	1,265	..
France . . . . .	1,833	..	1	..	5	3,592	..	13	..	246
Iraq . . . . .	3,900	..	..	..	..	1,500	..	..	..	..
China (exclusive of Hongkong and Macao) . . . . .	..	132	9	..	34	..	1,461	72	..	181



No. 13—continued

ARTICLES, AND COUNTRIES OF CONSIGNMENT; ALSO SHARE OF EACH PROVINCE	QUANTITY					VALUE				
	1927-28	1928-29	1929-30	1930-31	1931-32	1927-28	1928-29	1929-30	1930-31	1931-32
<b>Textiles—continued</b>						R	R	R	R	R
<b>Silk—continued</b>										
<b>Manufactures—continued</b>										
Thread for sewing (III. S) —continued	Lbs.	Lbs.	Lbs.	Lbs.	Lbs.					
Japan	3,328	20	548	6,114	4,200	55,425	98	9,118	64,620	40,441
United States of America— Via Atlantic Coast	93	135	3	..	..	2,121	2,067	10	..	..
Other Foreign Countries	88	80	37	7	1	221	819	873	122	10
<b>TOTAL FOREIGN COUNTRIES</b>	<b>9,187</b>	<b>334</b>	<b>598</b>	<b>6,151</b>	<b>4,249</b>	<b>62,859</b>	<b>4,443</b>	<b>10,095</b>	<b>66,007</b>	<b>40,878</b>
<b>Share of Bengal</b>	<b>4,154</b>	<b>792</b>	<b>1,530</b>	<b>5,276</b>	<b>4,736</b>	<b>66,871</b>	<b>14,317</b>	<b>15,436</b>	<b>63,350</b>	<b>51,567</b>
"  Bombay	14,954	10,213	9,244	4,910	4,937	1,311,187	1,41,084	1,29,902	70,061	62,158
"  Sind	1,064	569	449	279	307	17,537	16,522	9,667	6,459	5,144
"  Madras	242	198	512	194	76	4,082	3,655	5,300	4,574	1,833
"  Burma	64	45	147	134	82	1,648	302	4,335	1,767	971
<b>TOTAL</b>	<b>20,468</b>	<b>12,122</b>	<b>12,002</b>	<b>11,793</b>	<b>10,138</b>	<b>2,21,325</b>	<b>1,75,880</b>	<b>1,64,700</b>	<b>1,51,241</b>	<b>1,21,673</b>
<b>Other sorts (III. S)—</b>	<b>Lbs.</b>	<b>Lbs.</b>	<b>Lbs.</b>	<b>Lbs.</b>	<b>Lbs.</b>					
United Kingdom	5,004	6,208	17,274	8,557	8,587	65,275	70,008	97,982	50,748	52,841
Ceylon	48	97	919	1,002	103	486	922	13,193	15,204	1,774
Straits Settlements (including Labuan)	1,480	417	449	248	659	9,397	5,099	6,117	1,922	4,218
Hongkong	1,087	566	1,154	736	594	10,002	6,477	12,493	5,771	4,273
Canada via Atlantic Coast	..	..	..	336	440	..	..	..	6,580	5,870
Other British Possessions	26	50	4	27	..	434	376	30	317	..
<b>TOTAL BRITISH EMPIRE</b>	<b>7,625</b>	<b>7,333</b>	<b>19,800</b>	<b>10,906</b>	<b>10,383</b>	<b>85,594</b>	<b>91,882</b>	<b>1,20,824</b>	<b>80,602</b>	<b>68,476</b>
Germany	8,324	580	1,802	707	778	39,456	5,416	12,288	4,171	4,052
Belgium	5,800	10,231	3,867	8,347	8,971	13,623	33,948	10,662	17,104	12,003
France	1,149	728	1,221	156	20	16,013	9,065	6,929	1,327	504
Italy	4,505	306	2	483	22	12,189	1,208	58	2,584	378
Switzerland	10,061	3,617	1,044	6,000	1,164	27,179	11,603	6,068	4,968	2,405
Austria	8	1	1,751	10	2	125	8	7,340	79	47
Poland	36	142	..	..	..	461	2,464	..	..	0
China (exclusive of Hong- kong and Macao)	6,600	7,105	4,107	2,134	5,901	59,280	57,714	19,436	14,134	20,058
Japan	8,845	5,019	6,090	4,941	6,097	1,01,198	75,186	59,152	51,184	30,537
Egypt	12	24	..	16	..	1,291	1,189	..	359	..
United States of America— Via Atlantic Coast	8,778	11,214	11,092	6,031	5,239	1,36,290	2,24,768	1,96,321	1,26,620	86,240
"  Pacific	..	..	..	..	84	..	..	..	..	1,390
Other Foreign Countries	242	133	20	112	12	602	1,407	171	759	92
<b>TOTAL FOREIGN COUNTRIES</b>	<b>54,420</b>	<b>39,150</b>	<b>31,896</b>	<b>28,937</b>	<b>28,050</b>	<b>4,57,707</b>	<b>4,23,976</b>	<b>3,18,424</b>	<b>2,23,589</b>	<b>1,68,500</b>
<b>Share of Bengal</b>	<b>25,346</b>	<b>11,858</b>	<b>11,315</b>	<b>20,921</b>	<b>21,788</b>	<b>1,33,073</b>	<b>1,19,730</b>	<b>70,528</b>	<b>76,194</b>	<b>1,01,353</b>
"  Bombay	14,433	9,943	25,884	10,550	10,392	1,43,375	1,40,072	1,69,192	91,320	71,517
"  Sind	10,706	15,970	6,665	1,685	1,782	30,616	93,337	56,145	26,531	25,989
"  Madras	2,542	1,777	3,695	1,491	1,107	34,349	29,894	50,737	25,553	11,402
"  Burma	3,018	6,995	4,137	5,195	3,304	1,01,387	1,32,775	1,01,643	93,538	30,724
<b>TOTAL</b>	<b>62,045</b>	<b>46,483</b>	<b>51,896</b>	<b>39,843</b>	<b>38,433</b>	<b>5,48,801</b>	<b>5,15,858</b>	<b>4,48,248</b>	<b>3,18,191</b>	<b>2,36,085</b>
<b>Total value of Silk Manu- factures (including Silk Yarn, etc.)—</b>										
United Kingdom	—	—	—	—	—	8,37,428	11,07,528	8,16,877	6,63,641	6,98,357
Cyprus	—	—	—	—	—	..	1,012	..	..	..
Aden and Dependencies	—	—	—	—	—	50	330	2,150	210	261
Bahrain Islands	—	—	—	—	—	5,100	280	167	8	17
Ceylon	—	—	—	—	—	11,336	12,159	30,471	31,535	44,384
Straits Settlements (including Labuan)	—	—	—	—	—	1,34,500	1,47,984	58,308	48,639	35,573
Hongkong	—	—	—	—	—	13,70,388	7,43,873	3,25,609	1,50,101	95,635
Natal	—	—	—	—	—	2,907	7,085	6,039	3,156	2,703
Kenya Colony	—	—	—	—	—	2,170	3,175	2,080	9,105	5,859
Canada— Via Atlantic Coast	—	—	—	—	—	..	..	..	6,580	5,870
Other British Possessions	—	—	—	—	—	2,077	2,298	1,252	1,517	2,209
<b>TOTAL BRITISH EMPIRE</b>	<b>—</b>	<b>—</b>	<b>—</b>	<b>—</b>	<b>—</b>	<b>23,75,055</b>	<b>20,25,724</b>	<b>12,48,943</b>	<b>9,09,492</b>	<b>8,90,668</b>

GENERAL IMPORTS

( 570 )

No. 13—continued

ARTICLES, AND COUNTRIES OF CONSIGNMENT; ALSO SHARE OF EACH PROVINCE	QUANTITY					VALUE				
	1927-28	1928-29	1929-30	1930-31	1931-32	1927-28	1928-29	1929-30	1930-31	1931
						R	R	R	R	l
<b>Textiles—continued</b>										
<b>Silk—concluded</b>										
<b>Manufactures—concluded</b>										
<b>Total value of Silk Manu- factures (including Silk Yarn, etc.)—continued</b>										
Norway . . . . .	—	—	—	—	—	..	2,456	570	7,425	4,20
Poland . . . . .	—	—	—	—	—	..	..	..	15,735	..
Germany . . . . .	—	—	—	—	—	7,52,579	17,33,716	13,72,230	6,05,998	..
Netherlands . . . . .	—	—	—	—	—	59,361	31,564	9,659	6,998	..
Belgium . . . . .	—	—	—	—	—	2,06,889	4,47,083	6,63,838	2,84,181	1,91,
France . . . . .	—	—	—	—	—	13,42,596	13,44,715	10,20,562	3,48,020	3,99,
Portugal . . . . .	—	—	—	—	—	..	..	..	13,749	..
Switzerland . . . . .	—	—	—	—	—	12,58,649	21,22,541	13,20,617	6,84,630	11,49,
Italy . . . . .	—	—	—	—	—	23,45,662	38,40,331	30,63,716	16,63,572	19,55,
Austria . . . . .	—	—	—	—	—	4,930	4,842	35,554	13,217	1,4
Czechoslovakia . . . . .	—	—	—	—	—	2,370	6,288	1,422	755	5,0
Iraq . . . . .	—	—	—	—	—	9,710	986	1,527	355	6
Persia . . . . .	—	—	—	—	—	20,776	3,546	22	4,844	1
Java . . . . .	—	—	—	—	—	1,134	420	426	215	5,3
Slam . . . . .	—	—	—	—	—	1,001	103	..	87	..
Indo-China (including Cochin-China, Cambodia, Annam, Tonkin and French leased territories in China) . . . . .	—	—	—	—	—	..	1,743	135	305	3,96
China (exclusive of Hongkong and Macao) . . . . .	—	—	—	—	—	1,17,02,899	91,79,526	85,74,773	74,94,733	68,96,91
Japan . . . . .	—	—	—	—	—	1,57,60,629	1,67,23,567	1,60,23,945	89,01,182	95,99,27
Egypt . . . . .	—	—	—	—	—	1,933	1,444	135	1,038	56
Portuguese East Africa . . . . .	—	—	—	—	—	614	1,136	626	335	23
United States of America— Via Atlantic Coast . . . . .	—	—	—	—	—	1,90,597	2,35,099	2,06,423	1,29,580	87,55
" Pacific " . . . . .	—	—	—	—	—	..	..	..	120	1,31
Other Foreign Countries . . . . .	—	—	—	—	—	575	1,743	1,003	360	397
<b>TOTAL FOREIGN COUNTRIES</b>	—	—	—	—	—	3,36,62,794	3,56,81,749	3,22,86,433	2,02,37,694	2,02,20,18
<b>Share of Bengal</b>	—	—	—	—	—	17,49,076	16,66,324	19,77,766	26,79,338	21,50,707
" Bombay . . . . .	—	—	—	—	—	2,81,44,394	3,04,71,136	2,66,04,245	1,45,49,623	1,62,93,071
" Sind . . . . .	—	—	—	—	—	5,93,858	9,18,389	11,17,060	3,20,758	6,25,124
" Madras . . . . .	—	—	—	—	—	1,55,340	4,05,932	4,34,263	6,99,320	3,69,868
" Burma . . . . .	—	—	—	—	—	63,94,632	43,45,692	33,96,952	23,98,087	11,69,086
<b>TOTAL</b>	—	—	—	—	—	3,60,37,849	3,77,07,473	3,35,30,376	2,11,47,176	2,11,16,856
<b>Total value of Silk, Raw and Manufactures</b>	—	—	—	—	—	5,05,78,336	5,00,66,627	4,58,42,989	2,99,92,476	2,73,56,111
<b>Wool—</b>										
<b>Raw * (II. P)—</b>										
United Kingdom . . . . .	Lbs. 1,605,298	Lbs. 1,248,832	Lbs. 1,213,914	Lbs. 419,779	Lbs. 973,512	21,86,430	19,33,341	16,50,380	4,93,015	8,71,470
Aden and Dependancies . . . . .	1,680	..	..	..	..	1,000	..	..	..	..
Bahrain Islands . . . . .	36,960	38,214	30,376	15,345	19,488	16,700	11,570	12,016	6,600	4,530
Ceylon . . . . .	500	276	20,266	..	..	593	57	11,110	..	..
Kenya Colony . . . . .	..	..	3,528	..	..	..	..	3,150	..	..
Western Australia . . . . .	..	..	320	12,710	..	..	..	240	9,001	..
South Australia (including Northern Territory) . . . . .	..	3,336	..	702	..	..	2,896	..	467	..
Queensland . . . . .	..	..	..	..	65,887	..	..	..	..	36,120
Victoria . . . . .	1,182,096	1,831,544	2,429,766	1,594,010	2,660,279	10,19,190	17,32,195	21,97,711	9,81,615	13,20,292
New South Wales . . . . .	46,503	5,881	398	5,778	135,939	42,304	5,520	335	1,956	1,30,225
Tasmania . . . . .	..	..	..	..	53,800	..	..	..	..	23,181
Australian Commonwealth (Total) . . . . .	1,228,599	1,841,267	3,430,434	1,613,206	2,915,795	10,61,494	17,40,601	21,98,233	9,93,037	15,14,318
New Zealand (including Nauru and Br. Samoa) . . . . .	..	..	183,137	7,218	106,353	..	..	1,96,748	4,375	40,486
Other British Possessions . . . . .	..	1,680	..	..	..	..	750	..	..	..
<b>TOTAL BRITISH EMPIRE</b>	2,873,035	3,120,263	3,866,705	2,055,543	4,015,063	32,66,217	36,86,319	40,90,690	14,97,029	24,31,304
Germany . . . . .	12,107	..	10,579	3,360	44,638	49,092	..	8,150	1,500	10,000
Belgium . . . . .	24,786	..	..	..	..	20,663	..	..	..	..
Switzerland . . . . .	..	..	71,031	..	..	..	..	76,225	..	..
Hume . . . . .	..	..	4,442	..	..	..	..	1,750	..	..
Huskat Territory and Trucial States . . . . .	66,528	91,784	71,736	88,872	53,364	22,207	31,156	24,595	20,635	11,865
Other Native States in Arabia . . . . .	178,456	122,752	136,690	16,800	115,192	56,985	56,490	36,022	6,600	25,870
Iraq . . . . .	130,848	99,904	86,688	31,024	502,764	82,246	71,300	29,040	25,300	1,38,900
Persia . . . . .	2,496,437	2,362,347	2,379,205	379,383	1,954,365	9,33,415	8,51,323	9,14,452	3,03,111	4,97,510
China (exclusive of Hong- kong and Macao) . . . . .	..	230,416	..	..	..	..	2,55,825	..	..	..
Other Foreign Countries . . . . .	..	336	1,344	470	..	..	433	672	227	..
<b>TOTAL FOREIGN COUNTRIES</b>	2,903,961	2,897,539	2,766,715	1,019,909	2,675,873	12,28,597	12,66,627	10,89,906	3,56,823	6,73,145

\* Free of duty.

## No. 13—continued

ARTICLES, AND COUNTRIES OF CONSIGNMENT; ALSO SHARE OF EACH PROVINCE	QUANTITY					VALUE				
	1927-28	1928-29	1929-30	1930-31	1931-32	1927-28	1928-29	1929-30 <sup>4</sup>	1930-31	1931-32
<b>Textiles—continued</b>						R	R	R	R	R
<b>Wool—continued</b>										
<i>Raw* (II. P)—continued</i>	Lbs.	Lbs.	Lbs.	Lbs.	Lbs.					
Share of Bengal . . . . .	1,186,718	2,126,433	1,900,347	1,413,961	2,478,549	12,19,007	21,72,060	18,05,495	8,72,324	12,60,375
“ Bombay . . . . .	4,190,936	3,397,436	4,307,901	1,436,801	3,897,328	30,12,460	23,69,211	29,80,336	8,37,423	16,01,530
“ Sind . . . . .	361,611	493,933	446,170	227,096	315,009	2,13,672	4,11,575	4,04,853	1,44,905	2,44,180
“ Madras . . . . .	40,624	..	..	..	..	593	..	..	..	..
“ Burma . . . . .	12,107	..	2	..	50	49,052	..	..	..	64
<b>TOTAL</b>	<b>5,781,996</b>	<b>6,017,802</b>	<b>6,653,420</b>	<b>3,076,457</b>	<b>6,690,936</b>	<b>44,94,814</b>	<b>40,62,848</b>	<b>51,70,596</b>	<b>18,53,852</b>	<b>31,09,140</b>
<b>Yarn and knitting wool (a) (III. T)—</b>	Lbs.	Lbs.								
United Kingdom . . . . .	578,499	498,166	—	—	—	11,40,634	10,16,472	—	—	—
Hongkong . . . . .	660	4,597	—	—	—	3,240	41,061	—	—	—
Other British Possessions . . . . .	4	9	—	—	—	15	20	—	—	—
<b>TOTAL BRITISH EMPIRE</b>	<b>579,163</b>	<b>497,772</b>	<b>—</b>	<b>—</b>	<b>—</b>	<b>11,43,889</b>	<b>10,57,553</b>	<b>—</b>	<b>—</b>	<b>—</b>
Poland (including Dantzg) . . . . .	52,631	38,794	—	—	—	2,27,089	1,72,600	—	—	—
Germany . . . . .	419,122	415,598	—	—	—	15,76,057	15,96,502	—	—	—
Netherlands . . . . .	1,436	335	—	—	—	1,670	1,312	—	—	—
Belgium . . . . .	9,287	1,990	—	—	—	19,788	5,435	—	—	—
France . . . . .	116,170	39,905	—	—	—	2,01,996	1,09,848	—	—	—
Switzerland . . . . .	9,056	..	—	—	—	14,724	..	—	—	—
Italy . . . . .	26,411	202	—	—	—	58,975	386	—	—	—
Austria . . . . .	18,210	19,264	—	—	—	55,649	88,506	—	—	—
Czechoslovakia . . . . .	2	1,265	—	—	—	894	5,389	—	—	—
China (exclusive of Hong- kong and Macao) . . . . .	..	66,175	—	—	—	..	8,69,399	—	—	—
Japan . . . . .	3,868	..	—	—	—	5,815	..	—	—	—
Other Foreign Countries . . . . .	94	66	—	—	—	469	168	—	—	—
<b>TOTAL FOREIGN COUNTRIES</b>	<b>650,058</b>	<b>582,603</b>	<b>—</b>	<b>—</b>	<b>—</b>	<b>22,52,556</b>	<b>28,64,485</b>	<b>—</b>	<b>—</b>	<b>—</b>
Share of Bengal . . . . .	335,000	264,262	—	—	—	7,74,008	6,90,391	—	—	—
“ Bombay . . . . .	294,533	274,301	—	—	—	7,53,868	11,06,167	—	—	—
“ Sind . . . . .	470,066	433,663	—	—	—	13,99,423	12,38,837	—	—	—
“ Madras . . . . .	32,294	46,426	—	—	—	1,29,078	1,72,530	—	—	—
“ Burma . . . . .	97,328	61,724	—	—	—	3,40,268	2,15,063	—	—	—
<b>TOTAL</b>	<b>1,20,221</b>	<b>1,080,376</b>	<b>—</b>	<b>—</b>	<b>—</b>	<b>38,96,445</b>	<b>34,21,988</b>	<b>—</b>	<b>—</b>	<b>—</b>

\* Free of duty.  
(a) Shown under separate heads from 1929-30.

GENERAL IMPORTS

( 572 )

No. 13—continued

ARTICLES, AND COUNTRIES OF CONSIGNMENT; ALSO SHARE OF EACH PROVINCE	QUANTITY					VALUE				
	1927-28	1928-29	1929-30	1930-31	1931-32	1927-28	1928-29	1929-30	1930-31	1931-32
<b>Toxtilcs—continued</b>			Lbs.	Lbs.	Lbs.	R	R	R	R	R
<b>Wool—continued</b>										
<b>Yarn and knitting wool—continued</b>										
(i) Worsted yarn for weaving (III. T) (a)—										
United Kingdom . . . . .	—	—	309,470	194,980	152,021	—	—	5,39,103	2,98,427	1,91,568
Poland . . . . .	—	—	66,921	210,336	253,558	—	—	2,08,837	4,45,226	3,90,119
Germany . . . . .	—	—	60,424	81,394	113,968	—	—	2,15,439	2,15,195	2,41,947
Belgium . . . . .	—	—	10,500	16,524	1,705	—	—	20,527	26,280	2,644
France . . . . .	—	—	37,542	63,323	45,174	—	—	80,782	1,10,351	68,442
Italy . . . . .	—	—	337	..	..	—	—	1,303	..	..
Austria . . . . .	—	—	600	2,400	1,200	—	—	2,198	7,549	3,208
Other Foreign Countries . . . . .	—	—	552	..	..	—	—	1,208	..	..
<b>TOTAL FOREIGN COUNTRIES . . . . .</b>	—	—	<b>176,966</b>	<b>373,977</b>	<b>415,805</b>	—	—	<b>5,29,794</b>	<b>8,04,601</b>	<b>7,12,360</b>
<b>Share of Bengal . . . . .</b>	—	—	<b>88,265</b>	<b>127,241</b>	<b>105,653</b>	—	—	<b>2,32,370</b>	<b>2,16,491</b>	<b>1,30,016</b>
„ Bombay . . . . .	—	—	130,741	89,427	23,797	—	—	2,27,099	1,54,477	23,126
„ Sind . . . . .	—	—	267,391	333,201	430,700	—	—	5,33,953	6,91,266	7,26,652
„ Madras . . . . .	—	—	1,114	568	6,360	—	—	2,720	1,243	16,934
„ Burma . . . . .	—	—	3,925	18,520	616	—	—	22,755	39,551	1,204
<b>TOTAL . . . . .</b>	—	—	<b>486,436</b>	<b>568,957</b>	<b>567,026</b>	—	—	<b>10,68,897</b>	<b>11,03,028</b>	<b>9,03,928</b>
(ii) Knitting wool (III. T) (a)—			Lbs.	Lbs.	Lbs.					
United Kingdom . . . . .	—	—	178,854	157,761	199,120	—	—	4,02,859	3,27,506	3,43,836
Other British Possessions . . . . .	—	—	13	21	20	—	—	34	18	96
<b>TOTAL BRITISH EMPIRE . . . . .</b>	—	—	<b>178,867</b>	<b>157,782</b>	<b>199,140</b>	—	—	<b>4,02,893</b>	<b>3,27,524</b>	<b>3,43,932</b>
Poland (including Dantzic) . . . . .	—	—	3,367	26,583	75,120	—	—	11,066	42,049	1,17,488
Germany . . . . .	—	—	886,062	286,782	272,094	—	—	14,10,968	9,84,217	6,49,739
Netherlands . . . . .	—	—	4	750	8	—	—	4	2,282	14
Belgium . . . . .	—	—	4,857	3,207	20,710	—	—	12,542	7,271	49,997
France . . . . .	—	—	14,689	53,077	164,062	—	—	41,457	87,982	2,31,016
Italy . . . . .	—	—	1,003	859	375	—	—	3,094	2,731	1,102
Austria . . . . .	—	—	9,321	7,629	3,623	—	—	36,774	27,041	10,783
Czechoslovakia . . . . .	—	—	..	..	..	—	—	..	..	..
China (exclusive of Hongkong and Macao) . . . . .	—	—	2	275	376	—	—	4	994	1,059
Japan . . . . .	—	—	206	..	3,625	—	—	376	..	9,363
Other Foreign Countries . . . . .	—	—	23	224	28	—	—	70	708	60
<b>TOTAL FOREIGN COUNTRIES . . . . .</b>	—	—	<b>419,534</b>	<b>380,181</b>	<b>540,012</b>	—	—	<b>15,16,355</b>	<b>11,06,504</b>	<b>10,64,581</b>
<b>Share of Bengal . . . . .</b>	—	—	<b>117,552</b>	<b>37,996</b>	<b>39,257</b>	—	—	<b>3,37,713</b>	<b>2,56,093</b>	<b>2,27,376</b>
„ Bombay . . . . .	—	—	136,278	194,524	361,874	—	—	4,30,434	3,91,286	5,23,654
„ Sind . . . . .	—	—	225,341	162,705	215,503	—	—	7,13,543	4,66,624	4,69,140
„ Madras . . . . .	—	—	57,033	31,366	27,142	—	—	2,06,892	1,09,897	76,318
„ Burma . . . . .	—	—	62,147	61,372	44,794	—	—	2,30,311	2,10,128	1,12,226
<b>TOTAL . . . . .</b>	—	—	<b>598,401</b>	<b>537,963</b>	<b>739,170</b>	—	—	<b>19,19,248</b>	<b>14,84,028</b>	<b>14,08,513</b>
<b>Manufactures—</b>			Lbs.	Lbs.	Lbs.					
Blankets and rugs other than floor rugs (III. T)—										
United Kingdom . . . . .	266,237	278,994	141,117	66,029	59,017	2,72,866	4,20,331	2,07,181	1,28,278	85,775
Ceylon . . . . .	527	1,146	318	67	28	1,028	1,600	623	289	69
Strait Settlements (including Labuan) . . . . .	415	1,907	1,711	641	287	815	4,707	3,418	872	550
Hongkong . . . . .	2,012	2,271	2,516	3,549	3,070	9,079	7,227	8,043	11,672	5,526
Other British Possessions . . . . .	357	440	671	1,970	632	792	1,124	1,167	2,068	2,032
<b>TOTAL BRITISH EMPIRE . . . . .</b>	<b>270,448</b>	<b>284,758</b>	<b>146,333</b>	<b>72,865</b>	<b>63,034</b>	<b>2,84,580</b>	<b>4,84,989</b>	<b>2,20,432</b>	<b>1,43,170</b>	<b>98,952</b>
Germany . . . . .	643,281	842,370	310,092	182,575	273,480	3,53,211	5,55,152	2,34,567	1,20,982	1,40,686
Netherlands . . . . .	..	23,074	9,502	1,232	454	..	14,351	10,837	2,086	350
Belgium . . . . .	51,550	2,376	49,507	4,456	11,437	32,021	1,985	30,186	2,567	4,021
France . . . . .	35,895	296,765	114,340	41,886	67,476	31,634	1,71,423	76,898	27,332	35,439
Switzerland . . . . .	..	355	3,360	7,780	..	..	918	9,240	4,102	..
Italy . . . . .	524,309	3,956,950	4,160,107	3,336,095	1,990,024	7,98,679	51,31,501	44,87,848	33,34,353	15,92,451
Austria . . . . .	..	543	..	205	909	..	1,508	..	476	604

(a) Separately recorded from 1929-30.

No. 18—continued

ARTICLES, AND COUNTRIES OF CONSIGNMENT; ALSO SHARE OF EACH PROVINCE	QUANTITY					VALUE				
	1927-28	1928-29	1929-30	1930-31	1931-32	1927-28	1928-29	1929-30	1930-31	1931-32
	Lbs.	Lbs.	Lbs.	Lbs.	Lbs.	R	R	R	R	R
<b>Textiles—continued</b>										
<b>Wool—continued</b>										
<b>Manufactures—continued</b>										
Blankets and rugs other than floor rugs (III. T)—continued										
Czechoslovakia . . . . .	44,030	28,137	2,898	215	393	63,259	41,140	7,524	546	340
Perala . . . . .	..	..	70	201	1,330	..	..	100	258	1,007
China . . . . .	235	15	377	958	543	485	55	1,700	1,821	685
Japan . . . . .	12,907	5	10	234	36	17,519	5	18	591	95
United States of America—										
<i>Vid Atlantic Coast</i> . . . . .	1,229	35,002	36,307	18,632	2,011	2,577	22,600	26,262	12,373	3,386
<i>" Pacific "</i> . . . . .	..	84	..	9	56	..	245	..	17	48
Other Foreign Countries . . . . .	132	1,432	133	74	140	762	1,340	314	112	316
<b>TOTAL FOREIGN COUNTRIES</b>	<b>1,317,177</b>	<b>5,186,108</b>	<b>4,686,853</b>	<b>3,594,550</b>	<b>2,348,330</b>	<b>12,99,662</b>	<b>59,42,517</b>	<b>48,85,489</b>	<b>35,07,676</b>	<b>17,50,864</b>
<i>Share of Bengal</i> . . . . .	423,356	2,131,462	1,790,982	1,838,965	1,103,217	2,89,436	20,05,583	16,66,599	16,58,015	7,26,734
<i>" Bombay</i> . . . . .	285,261	1,287,584	1,194,473	596,733	523,264	2,44,611	17,47,759	13,56,464	6,57,148	4,37,012
<i>" Sind</i> . . . . .	130,934	1,611,636	1,355,993	753,744	478,257	1,43,008	20,82,511	15,31,434	8,36,261	4,59,881
<i>" Madras</i> . . . . .	31,344	59,383	76,156	26,231	44,275	31,015	79,398	1,05,663	36,199	45,653
<i>" Burma</i> . . . . .	711,690	380,301	416,697	451,742	262,360	3,76,172	4,62,255	4,45,761	4,62,642	2,06,166
<b>TOTAL</b>	<b>1,587,625</b>	<b>5,470,866</b>	<b>4,833,186</b>	<b>3,667,415</b>	<b>2,411,873</b>	<b>15,84,242</b>	<b>68,77,506</b>	<b>51,05,921</b>	<b>36,50,865</b>	<b>18,74,846</b>
<b>Furds (III. T)—</b>										
United Kingdom . . . . .	7,987	1,727	3,654	2,585	627	15,739	5,836	15,194	6,952	2,176
Germany . . . . .	10,502	8,527	15,239	6,590	2,004	31,105	25,285	57,108	19,384	6,507
Netherlands . . . . .	681	1,567	632	2,209	2,202	2,120	6,081	2,065	8,325	6,924
France . . . . .	304	224	448	..	..	1,092	1,227	1,850	..	..
Switzerland . . . . .	..	..	401	..	..	..	..	1,014	..	..
Italy . . . . .	352	310	580	500	1,204	1,231	1,046	2,345	1,205	3,041
Czechoslovakia . . . . .	3,539	1,196	1,640	1,400	1,097	9,866	4,844	5,781	5,710	4,337
Other Foreign Countries . . . . .	..	58	151	110	..	..	158	445	485	..
<b>TOTAL FOREIGN COUNTRIES</b>	<b>25,378</b>	<b>11,882</b>	<b>19,121</b>	<b>10,818</b>	<b>7,107</b>	<b>46,014</b>	<b>39,241</b>	<b>70,614</b>	<b>35,609</b>	<b>20,309</b>
<i>Share of Bengal</i> . . . . .	5,976	4,198	10,748	4,475	2,060	20,558	16,304	41,685	11,250	6,297
<i>" Bombay</i> . . . . .	7,727	1,157	1,233	780	1,485	14,173	4,191	4,568	2,842	4,321
<i>" Sind</i> . . . . .	4,382	4,711	2,860	3,932	3,587	12,591	15,649	10,326	16,107	10,587
<i>" Madras</i> . . . . .	5,280	2,543	5,756	685	658	14,421	9,033	19,526	1,625	1,581
<i>" Burma</i> . . . . .	..	..	2,178	3,575	36	..	..	9,193	10,737	199
<b>TOTAL</b>	<b>23,365</b>	<b>13,609</b>	<b>22,775</b>	<b>13,403</b>	<b>17,824</b>	<b>61,753</b>	<b>45,077</b>	<b>85,808</b>	<b>42,561</b>	<b>22,085</b>
<b>Carpets and floor rugs (III. T)—</b>										
United Kingdom . . . . .	200,850	209,178	184,220	76,681	75,531	8,71,729	2,06,345	3,41,824	2,42,012	2,00,027
Bahrain Islands . . . . .	282	117	70	807	868	289	245	270	1,786	830
Ceylon . . . . .	1,192	5,458	1,320	409	2,607	2,213	18,706	2,459	807	12,458
Straits Settlements (including Labuan) . . . . .	3,843	4,028	1,408	620	1,702	7,047	6,353	2,401	1,139	1,420
Anglo Egyptian Sudan . . . . .	5	..	..	..	1,070	20	..	..	2	2,162
Natal . . . . .	105	488	17	10	92	235	1,729	60	100	255
Kenya Colony . . . . .	..	..	..	..	817	..	..	..	..	1,067
Western Australia . . . . .	24	..	..	..	..	30	..	..	..	..
South Australia (including Northern Territory) . . . . .	..	..	5	42	..	..	..	20	70	..
New South Wales . . . . .	..	..	..	468	60	..	..	..	1,637	240
Victoria . . . . .	80	46	643	..	307	78	98	1,920	..	586
<b>Australian Commonwealth (Total)</b> . . . . .	<b>104</b>	<b>46</b>	<b>648</b>	<b>510</b>	<b>367</b>	<b>108</b>	<b>98</b>	<b>1,940</b>	<b>1,707</b>	<b>826</b>
Other British Possessions . . . . .	755	606	390	837	1,026	2,336	2,079	960	2,131	2,315
<b>TOTAL BRITISH EMPIRE</b>	<b>297,136</b>	<b>219,871</b>	<b>138,138</b>	<b>79,924</b>	<b>84,206</b>	<b>8,84,577</b>	<b>6,37,560</b>	<b>3,49,914</b>	<b>2,49,684</b>	<b>2,21,866</b>

GENERAL IMPORTS

No. 13—continued

ARTICLES, AND COUNTRIES OF CONSIGNMENT; ALSO SHARE OF EACH PROVINCE	QUANTITY					VALUE				
	1927-28	1928-29	1929-30	1930-31	1931-32	1927-28	1928-29	1929-30	1930-31	1931-
<b>Textiles—continued</b>						R	R	R	R	R
<b>Wool—continued</b>										
<b>Manufactures—continued</b>										
<b>Carpets and floor rugs (III. T) — continued</b>	Lbs.	Lbs.	Lbs.	Lbs.	Lbs.					
Germany . . . . .	76,302	11,697	12,486	2,278	1,637	1,95,358	37,377	39,370	6,782	3,
Netherlands . . . . .	611	3,837	298	298	76	2,504	3,989	922	478	
Belgium . . . . .	6,355	2,979	1,689	176	582	7,227	7,231	2,848	184	
France . . . . .	87,051	9,843	6,530	5,454	7,451	30,989	22,171	15,375	13,450	30,
Switzerland . . . . .	4,718	..	1,998	..	..	3,896	..	2,346	..	..
Italy . . . . .	2,608,650	18,593	865,740	12,196	9,266	34,66,227	27,935	3,69,923	10,785	6,5
Austria . . . . .	13,706	..	..	..	..	18,852	..	..	..	..
Czechoslovakia . . . . .	17,606	517	..	68	1,084	31,343	957	..	345	2,0
Turkey, European . . . . .	..	..	518	..	..	..	..	1,083	..	..
Maskat Territory and Trucial Oman . . . . .	247	95	325	1,084	1,948	424	215	1,265	1,949	1,3
Other Native States . . . . .	210	104	341	256	983	375	555	689	765	2,5
Iraq . . . . .	9,740	6,354	3,727	6,411	5,974	21,228	18,921	10,769	14,830	15,4
Peria . . . . .	107,868	71,537	61,739	55,842	145,904	2,93,279	1,76,942	1,53,267	1,12,572	2,07,3
Java . . . . .	151	5	..	18	..	1,129	15	..	50	..
Siam . . . . .	608	..	40	90	..	1,315	..	39	2,461	..
Indo-China (including Cochin-China, Cambodia, Annam, Tonkin, and French leased territories in China)	84	50	..	..	..	8,130	135	..	..	..
China (exclusive of Hongkong and Macao)	3,558	4,859	7,227	6,135	2,155	9,160	13,603	7,232	10,313	4,51
Japan . . . . .	26,357	684	557	8	365	77,005	1,011	899	15	1,25
Egypt . . . . .	235	147	2,490	104	519	684	616	12,383	513	2,15
Portuguese East Africa	8	15	184	50	34	33	38	1,033	216	8
United States of America— Via Atlantic Coast . . . . .	9,804	2,118	9,595	5,544	4,478	85,137	3,359	21,965	25,465	13,30
" Pacific " . . . . .	..	..	..	112	30	..	..	..	569	15
Other Foreign Countries . . . . .	135	..	60	218	332	386	..	98	1,150	72
<b>TOTAL FOREIGN COUNTRIES</b>	<b>2,823,664</b>	<b>128,429</b>	<b>465,494</b>	<b>96,337</b>	<b>182,717</b>	<b>41,82,741</b>	<b>3,14,623</b>	<b>6,41,607</b>	<b>2,01,837</b>	<b>2,04,75</b>
<b>Share of Bengal . . . . .</b>	<b>966,155</b>	<b>34,616</b>	<b>343,374</b>	<b>49,643</b>	<b>36,157</b>	<b>13,46,621</b>	<b>2,33,820</b>	<b>4,19,073</b>	<b>1,06,674</b>	<b>66,05</b>
" <i>Lombay</i> . . . . .	<b>831,317</b>	<b>168,933</b>	<b>121,271</b>	<b>99,411</b>	<b>190,302</b>	<b>15,47,583</b>	<b>4,37,890</b>	<b>3,07,960</b>	<b>2,65,363</b>	<b>3,32,92</b>
" <i>Sind</i> . . . . .	<b>1,103,931</b>	<b>31,924</b>	<b>32,625</b>	<b>26,391</b>	<b>29,317</b>	<b>16,75,142</b>	<b>69,626</b>	<b>76,473</b>	<b>60,801</b>	<b>70,19</b>
" <i>Madras</i> . . . . .	<b>22,613</b>	<b>3,165</b>	<b>26,832</b>	<b>6,725</b>	<b>3,925</b>	<b>51,312</b>	<b>18,960</b>	<b>45,803</b>	<b>14,014</b>	<b>25,16</b>
" <i>Burma</i> . . . . .	<b>196,684</b>	<b>64,652</b>	<b>89,175</b>	<b>3,633</b>	<b>17,12</b>	<b>4,46,230</b>	<b>2,01,327</b>	<b>1,42,407</b>	<b>5,014</b>	<b>2,794</b>
<b>TOTAL</b>	<b>3,120,760</b>	<b>343,300</b>	<b>603,627</b>	<b>176,311</b>	<b>267,013</b>	<b>50,87,313</b>	<b>9,52,133</b>	<b>9,91,521</b>	<b>4,51,571</b>	<b>5,16,116</b>
<b>Hosiery (III. T)—</b>										
<b>United Kingdom . . . . .</b>	<b>Lbs. 377,391</b>	<b>Lbs. 367,624</b>	<b>Lbs. 338,301</b>	<b>Lbs. 170,154</b>	<b>Lbs. 124,666</b>	<b>17,49,920</b>	<b>17,31,670</b>	<b>16,61,551</b>	<b>7,76,646</b>	<b>5,57,810</b>
Ceylon . . . . .	168	461	433	50	1	1,540	4,241	891	233	1
Strait Settlements (including Labuan) . . . . .	333	1,566	..	7	25	931	5,759	..	66	100
Hongkong . . . . .	4,445	10,968	9,865	9,527	3,139	20,582	35,855	33,509	38,038	5,730
Other British Possessions . . . . .	181	63	10	62	402	412	196	26	343	640
<b>TOTAL BRITISH EMPIRE</b>	<b>383,008</b>	<b>389,687</b>	<b>348,609</b>	<b>179,800</b>	<b>128,233</b>	<b>17,73,385</b>	<b>17,80,221</b>	<b>17,00,977</b>	<b>8,15,376</b>	<b>5,64,281</b>
Germany . . . . .	14,175	16,350	20,734	16,227	6,900	34,602	1,03,019	1,06,905	68,487	25,009
Netherlands . . . . .	520	..	70	60	..	4,059	..	376	301	..
Belgium . . . . .	..	174	551	434	1,092	..	906	3,661	1,826	1,561
France . . . . .	5,259	12,025	26,267	9,288	2,321	33,767	70,542	1,30,913	50,746	14,024
Switzerland . . . . .	12,278	1,189	1,583	512	80	73,936	9,117	11,834	2,617	737
Italy . . . . .	7,018	2,415	2,043	361	1,002	37,439	11,552	6,743	1,579	4,831
Austria . . . . .	..	522	210	5	150	..	2,427	333	17	584
Czechoslovakia . . . . .	..	..	553	1,090	118	..	..	1,699	5,772	862
China (exclusive of Hongkong and Macao)	3,939	100	78	4	9	20,994	765	160	51	24
Japan . . . . .	4,015	5,727	3,151	12,620	17,307	18,217	21,070	28,306	23,143	56,180
United States of America— Via Atlantic Coast . . . . .	1,025	913	661	430	97	4,804	5,413	3,070	2,407	376
" Pacific " . . . . .	22	..	15	3	..	32	..	75	9	..
Other Foreign Countries . . . . .	..	6	55	3	26	5	17	247	27	95
<b>TOTAL FOREIGN COUNTRIES</b>	<b>48,251</b>	<b>39,420</b>	<b>60,966</b>	<b>41,037</b>	<b>29,104</b>	<b>2,77,905</b>	<b>2,25,737</b>	<b>3,03,336</b>	<b>1,57,072</b>	<b>1,04,833</b>
<b>Share of Bengal . . . . .</b>	<b>83,943</b>	<b>125,284</b>	<b>143,383</b>	<b>62,321</b>	<b>33,475</b>	<b>4,31,731</b>	<b>5,93,283</b>	<b>6,69,705</b>	<b>2,51,252</b>	<b>1,56,729</b>
" <i>Bombay</i> . . . . .	<b>195,250</b>	<b>108,571</b>	<b>37,656</b>	<b>51,125</b>	<b>64,379</b>	<b>3,94,418</b>	<b>5,26,222</b>	<b>4,06,946</b>	<b>1,93,523</b>	<b>2,58,828</b>
" <i>Sind</i> . . . . .	<b>93,344</b>	<b>119,791</b>	<b>124,427</b>	<b>69,435</b>	<b>35,156</b>	<b>4,57,234</b>	<b>6,45,121</b>	<b>6,67,737</b>	<b>3,04,338</b>	<b>1,47,163</b>
" <i>Madras</i> . . . . .	<b>3,950</b>	<b>5,704</b>	<b>3,668</b>	<b>5,220</b>	<b>4,450</b>	<b>22,898</b>	<b>23,013</b>	<b>17,105</b>	<b>17,676</b>	<b>15,167</b>
" <i>Burma</i> . . . . .	<b>44,167</b>	<b>60,737</b>	<b>45,436</b>	<b>41,736</b>	<b>19,927</b>	<b>2,44,969</b>	<b>3,13,314</b>	<b>2,42,770</b>	<b>2,05,700</b>	<b>92,337</b>
<b>TOTAL</b>	<b>431,259</b>	<b>420,107</b>	<b>409,575</b>	<b>220,837</b>	<b>157,337</b>	<b>20,51,200</b>	<b>20,05,958</b>	<b>20,04,313</b>	<b>9,72,448</b>	<b>6,69,114</b>

No. 13—continued

ARTICLES, AND COUNTRIES OF CONSIGNMENT; ALSO SHARE OF EACH PROVINCE	QUANTITY					VALUE				
	1927-28	1928-29	1929-30	1930-31	1931-32	1927-28	1928-29	1929-30	1930-31	1931-32
<b>Textiles—continued</b>										
<b>Wool—continued</b>										
<b>Manufactures—continued</b>										
<b>Piece goods (III. T)—</b>	<b>Yards</b>	<b>Yards</b>	<b>Yards</b>	<b>Yards</b>	<b>Yards</b>					
United Kingdom . . . . .	7,125,281	5,460,845	3,732,331	2,040,438	1,311,889	1,62,15,930	1,21,70,444	90,70,563	47,70,543	24,77,685
Ceylon . . . . .	1,348	5,266	1,336	1,219	1,806	3,544	11,230	2,048	1,587	4,428
Strait Settlements (including Labuan) . . . . .	7,120	2,517	2,035	641	2,311	17,760	3,587	3,948	1,143	3,762
Hongkong . . . . .	1,642	1,504	1,655	266	1,095	4,799	4,015	3,849	321	95
Natal . . . . .	1,604	2,617	2,980	795	1,375	3,201	3,307	4,148	918	1,376
Zanzibar and Pemba . . . . .	506	379	..	10	57	1,133	579	..	15	57
Kenya Colony . . . . .	2,791	1,125	1,311	3,049	3,250	7,499	1,994	1,610	3,402	3,250
Somaliland Protectorate . . . . .	..	1,512	..	..	..	..	6,032	..	..	..
Other British Possessions . . . . .	403	1,419	734	540	611	332	2,009	1,480	580	611
<b>TOTAL BRITISH EMPIRE</b>	<b>7,140,785</b>	<b>5,486,181</b>	<b>3,742,682</b>	<b>2,046,953</b>	<b>1,321,394</b>	<b>1,62,64,808</b>	<b>1,22,02,987</b>	<b>90,96,667</b>	<b>47,73,560</b>	<b>24,91,294</b>
Sweden . . . . .	..	1,113	811	..	18,576	..	2,484	1,890	..	26,010
Georgia . . . . .	..	..	1,246	..	..	..	..	2,234	..	..
Poland (including Dantzic) . . . . .	1,009	8,809	30,402	26,180	..	2,308	23,501	75,054	34,547	..
Germany . . . . .	1,574,376	1,705,287	1,151,506	490,703	254,634	35,94,064	38,38,571	24,64,622	8,10,210	4,15,368
Netherlands . . . . .	268,158	201,175	245,184	121,985	88,125	8,95,641	7,23,000	8,37,920	3,66,182	2,38,922
Belgium . . . . .	431,340	320,307	222,401	196,210	78,934	8,09,379	7,90,013	5,38,574	3,89,077	1,48,186
Luxemburg . . . . .	663	1,245	542	..	..	1,954	2,763	1,711	..	..
France . . . . .	4,417,311	4,439,224	3,952,441	2,066,367	2,036,216	60,60,016	61,53,293	60,09,093	24,01,137	16,10,046
Switzerland . . . . .	3,156	368,651	47,593	23,522	1,977	4,422	4,69,012	90,013	33,436	2,274
Italy . . . . .	3,371,715	3,655,200	2,129,390	2,017,031	1,335,333	36,99,937	31,05,250	29,31,205	25,30,806	15,16,208
Austria . . . . .	5,498	14,123	3,979	5,437	8,333	25,817	89,409	15,703	19,370	17,933
Czechoslovakia . . . . .	129,960	313,240	280,337	143,647	134,546	8,80,516	7,13,138	7,00,957	3,10,110	3,25,456
Turkey, European . . . . .	644	1,433	..	..	..	4,200	4,190	..	..	..
Iraq . . . . .	93	601	656	40	111	225	1,485	867	115	176
Persia . . . . .	2,211	28	..	1,173	62	6,036	55	..	1,952	250
Siam . . . . .	..	..	..	..	14,094	..	..	..	..	8,423
China (exclusive of Hongkong and Macao) . . . . .	131	1,738	710	1,268	165	298	4,310	848	1,200	192
Japan . . . . .	1,414,022	325,583	711,635	507,975	121,390	10,82,276	2,51,755	4,79,714	2,92,101	72,718
United States of America—										
Via Atlantic Coast . . . . .	15,570	120,406	38,256	387	435	25,610	70,936	23,846	1,126	1,062
" Pacific " . . . . .	..	..	40	..	..	..	..	100	..	..
Other Foreign Countries . . . . .	215	1,035	1,114	522	210	509	2,311	1,370	710	238
<b>TOTAL FOREIGN COUNTRIES</b>	<b>11,336,070</b>	<b>10,499,282</b>	<b>8,318,193</b>	<b>5,672,447</b>	<b>4,194,160</b>	<b>1,65,93,257</b>	<b>1,62,07,039</b>	<b>1,42,25,591</b>	<b>72,07,379</b>	<b>43,83,512</b>
<b>Share of Bengal</b>	<b>2,693,792</b>	<b>2,739,674</b>	<b>2,059,909</b>	<b>1,672,751</b>	<b>1,077,135</b>	<b>46,12,697</b>	<b>42,18,530</b>	<b>35,70,742</b>	<b>24,12,531</b>	<b>13,32,004</b>
" Bombay . . . . .	7,142,690	6,720,119	4,665,774	2,176,731	1,427,426	1,40,44,590	1,38,85,448	1,04,27,526	38,39,551	23,70,029
" Sind . . . . .	5,316,375	5,529,004	4,643,459	2,437,495	2,761,228	79,69,015	81,39,628	70,61,642	31,30,145	27,12,410
" Madras . . . . .	33,393	119,769	109,108	73,386	33,990	2,33,505	2,43,388	2,60,360	1,43,423	77,116
" Burma . . . . .	3,042,190	376,500	1,032,625	1,459,037	199,725	59,58,333	19,16,032	20,01,978	24,10,148	3,33,218
<b>TOTAL</b>	<b>18,776,855</b>	<b>15,985,446</b>	<b>12,560,875</b>	<b>7,715,400</b>	<b>5,515,554</b>	<b>3,28,48,065</b>	<b>2,84,03,026</b>	<b>2,33,22,248</b>	<b>1,10,85,948</b>	<b>68,74,776</b>
<b>Shawls (III. T)—</b>	<b>No.</b>	<b>No.</b>	<b>No.</b>	<b>No.</b>	<b>No.</b>					
United Kingdom . . . . .	176,497	110,917	73,101	14,147	2,504	6,47,191	4,19,594	2,75,394	74,944	12,018
Strait Settlements (including Labuan) . . . . .	686	2,525	627	11	16	9,954	13,733	3,493	61	49
Natal . . . . .	..	11	..	..	535	..	87	..	..	2,346
Other British Possessions . . . . .	222	114	162	39	12	1,107	574	559	285	59
<b>TOTAL BRITISH EMPIRE</b>	<b>176,405</b>	<b>113,567</b>	<b>73,890</b>	<b>14,197</b>	<b>3,067</b>	<b>6,52,252</b>	<b>4,34,028</b>	<b>2,79,446</b>	<b>75,290</b>	<b>14,472</b>
Germany . . . . .	480,060	366,410	290,247	223,494	113,689	22,92,164	22,95,086	16,33,550	9,56,114	4,93,238
Netherlands . . . . .	1,775	250	..	3	..	6,789	1,796	..	3	..
Belgium . . . . .	23,112	9,907	17,782	1,340	..	73,407	24,130	59,733	6,230	..
France . . . . .	39,937	61,350	87,997	23,075	4,015	1,33,158	2,30,855	3,00,072	59,981	8,196
Switzerland . . . . .	2,160	1,920	774	224	..	3,335	2,575	6,811	2,013	..
Italy . . . . .	320,409	365,662	186,390	129,969	40,574	6,87,314	7,78,285	3,91,929	3,12,346	75,266

GENERAL IMPORTS

No. 13—continued

ARTICLES, AND COUNTRIES OF CONSIGNMENT; ALSO SHARE OF EACH PROVINCE	QUANTITY					VALUE				
	1927-28	1928-29	1929-30	1930-31	1931-32	1927-28	1928-29	1929-30	1930-31	1931-32
	No.	No.	No.	No.	No.	R	R	R	R	R
<b>Textiles—continued</b>										
<b>Wool—continued</b>										
<b>Manufactures—continued</b>										
<b>Shawls (III. T)—continued</b>	No.	No.	No.	No.	No.					
Austria . . . . .	4,000	540	780	224	..	23,120	3,700	6,960	736	..
Czechoslovakia . . . . .	2,986	348	300	2	..	8,464	3,892	2,521	22	..
China (exclusive of Hongkong and Macao) . . . . .	37,855	5,409	..	..	83	43,868	7,035	..	..	429
Japan . . . . .	240	10,980	120	..	2,476	274	18,350	182	..	2,723
Other Foreign Countries . . . . .	..	185	12	8	6	..	798	23	53	36
<b>TOTAL FOREIGN COUNTRIES</b>	<b>912,534</b>	<b>823,030</b>	<b>584,381</b>	<b>378,230</b>	<b>160,823</b>	<b>32,76,893</b>	<b>33,51,517</b>	<b>24,12,367</b>	<b>13,38,109</b>	<b>5,79,898</b>
<b>Share of Bengal</b>	<b>399,862</b>	<b>328,534</b>	<b>306,533</b>	<b>170,200</b>	<b>99,427</b>	<b>16,72,741</b>	<b>14,97,115</b>	<b>13,09,206</b>	<b>6,32,371</b>	<b>2,78,149</b>
" <i>Bombay</i> . . . . .	<i>124,705</i>	<i>118,166</i>	<i>70,793</i>	<i>37,039</i>	<i>9,757</i>	<i>6,23,692</i>	<i>7,21,534</i>	<i>4,34,217</i>	<i>1,96,212</i>	<i>47,229</i>
" <i>Sind</i> . . . . .	<i>61,264</i>	<i>93,545</i>	<i>77,465</i>	<i>56,360</i>	<i>24,800</i>	<i>4,25,190</i>	<i>6,75,468</i>	<i>5,18,029</i>	<i>3,07,436</i>	<i>1,49,447</i>
" <i>Madras</i> . . . . .	<i>16,342</i>	<i>30,093</i>	<i>16,456</i>	<i>18,390</i>	<i>30,243</i>	<i>91,356</i>	<i>1,74,214</i>	<i>85,909</i>	<i>32,912</i>	<i>1,04,850</i>
" <i>Burma</i> . . . . .	<i>486,760</i>	<i>368,269</i>	<i>187,024</i>	<i>109,897</i>	<i>8,683</i>	<i>11,16,166</i>	<i>7,17,214</i>	<i>3,44,972</i>	<i>2,04,468</i>	<i>11,645</i>
<b>TOTAL</b>	<b>1,088,939</b>	<b>936,597</b>	<b>658,271</b>	<b>392,436</b>	<b>163,890</b>	<b>39,29,145</b>	<b>37,85,645</b>	<b>26,92,333</b>	<b>14,13,399</b>	<b>5,94,320</b>
<b>Other sorts (III. T)—</b>	<b>Lbs.</b>	<b>Lbs.</b>	<b>Lbs.</b>	<b>Lbs.</b>	<b>Lbs.</b>					
United Kingdom . . . . .	89,817	144,120	151,373	99,948	191,993	1,42,009	1,48,106	2,89,512	1,06,488	1,82,097
Gibraltar . . . . .	..	..	400	..	..	..	..	1,120	..	..
Ceylon Straits Settlement (including Labuan) . . . . .	1,121	32	1,013	1,416	422	1,828	81	2,744	3,330	1,055
" <i>Labuan</i> . . . . .	344	63	805	73	755	640	220	1,100	435	1,687
Hongkong . . . . .	1,477	..	24	..	..	6,438	..	53	..	..
Other British Possessions . . . . .	..	..	..	108	16	..	..	..	120	17
<b>TOTAL BRITISH EMPIRE</b>	<b>92,759</b>	<b>144,215</b>	<b>153,115</b>	<b>101,546</b>	<b>193,186</b>	<b>1,50,913</b>	<b>1,48,407</b>	<b>2,94,529</b>	<b>1,10,373</b>	<b>1,84,856</b>
Poland (including Danzig) . . . . .	..	..	1,921	..	..	..	..	2,837	..	..
Germany . . . . .	57,852	31,091	46,123	27,426	16,177	69,581	58,901	73,395	40,308	22,342
Netherlands . . . . .	276	..	72	..	1	1,114	..	162	..	12
Belgium . . . . .	100	..	384	..	..	1,262	..	401	..	..
France . . . . .	40	3	2,615	2	52	367	10	6,965	13	88
Italy . . . . .	3,490	6,382	52,512	23,958	985	11,091	29,710	57,244	39,187	1,975
Austria . . . . .	..	..	..	579	2,047	..	..	..	1,180	2,325
Czechoslovakia . . . . .	1,572	984	5,458	3,323	4,579	4,655	2,034	12,507	4,298	5,631
China (exclusive of Hongkong and Macao) . . . . .	226	31	34	16	80	3,117	186	449	92	179
Japan . . . . .	42	251	386	2,225	2,534	136	820	3,991	3,233	9,727
United States of America—										
<i>Via Atlantic Coast</i> . . . . .	1,866	2,776	47,380	25,069	5,133	6,075	2,334	26,197	14,010	3,952
Other Foreign Countries . . . . .	148	33	347	29	399	408	35	834	155	632
<b>TOTAL FOREIGN COUNTRIES</b>	<b>66,612</b>	<b>41,656</b>	<b>157,213</b>	<b>82,617</b>	<b>31,992</b>	<b>97,801</b>	<b>94,030</b>	<b>1,89,982</b>	<b>92,976</b>	<b>46,868</b>
<b>Share of Bengal</b>	<b>22,073</b>	<b>33,317</b>	<b>66,316</b>	<b>50,504</b>	<b>27,839</b>	<b>41,779</b>	<b>38,306</b>	<b>1,60,529</b>	<b>73,593</b>	<b>40,350</b>
" <i>Bombay</i> . . . . .	<i>45,790</i>	<i>40,413</i>	<i>145,132</i>	<i>70,363</i>	<i>90,389</i>	<i>47,547</i>	<i>62,685</i>	<i>2,05,233</i>	<i>37,092</i>	<i>1,43,674</i>
" <i>Sind</i> . . . . .	<i>13,938</i>	<i>14,373</i>	<i>5,941</i>	<i>2,326</i>	<i>31,333</i>	<i>42,103</i>	<i>35,733</i>	<i>16,913</i>	<i>3,779</i>	<i>14,614</i>
" <i>Madras</i> . . . . .	<i>9,420</i>	<i>3,393</i>	<i>16,256</i>	<i>3,337</i>	<i>5,211</i>	<i>23,958</i>	<i>8,068</i>	<i>29,621</i>	<i>9,061</i>	<i>8,339</i>
" <i>Burma</i> . . . . .	<i>67,150</i>	<i>94,475</i>	<i>76,632</i>	<i>57,632</i>	<i>70,406</i>	<i>93,397</i>	<i>67,640</i>	<i>72,210</i>	<i>29,524</i>	<i>24,692</i>
<b>TOTAL</b>	<b>158,371</b>	<b>185,771</b>	<b>310,327</b>	<b>184,162</b>	<b>225,178</b>	<b>2,48,714</b>	<b>2,42,437</b>	<b>4,84,511</b>	<b>2,08,349</b>	<b>2,81,719</b>
<b>Total value of Woollen Manufactures (including yarn and knitting wool)—</b>										
United Kingdom . . . . .	..	..	..	..	..	2,10,56,018	1,05,21,788	1,23,12,186	67,31,796	40,52,992
Gibraltar . . . . .	..	..	..	..	..	172	358	1,567	..	1,472
Aden and Dependencies . . . . .	..	..	..	..	..	937	1,241	565	1,021	1,445
Bahrain Islands . . . . .	..	..	..	..	..	1,334	290	760	1,981	842
Ceylon . . . . .	..	..	..	..	..	10,803	36,447	8,871	6,399	18,070
Straits Settlements (including Labuan) . . . . .	..	..	..	..	..	31,153	36,414	14,374	3,716	7,568



No. 13—continued

ARTICLES, AND COUNTRIES OF CONSIGNMENT; ALSO SHARE OF EACH PROVINCE	QUANTITY					VALUE				
	1927-28	1928-29	1929-30	1930-31	1931-32	1927-28	1928-29	1929-30	1930-31	1931-32
<b>Textiles—continued</b>										
<b>Wool—concluded</b>										
<b>Manufactures—concluded</b>										
<i>Total value of Woollen Manufactures (including Yarn and knitting wool)</i> —continued										
Hongkong . . . . .	—	—	—	—	—	44,942	57,959	50,454	50,936	11,836
Natal . . . . .	—	—	—	—	—	3,926	5,617	4,363	1,153	4,344
Zanzibar and Pemba . . . . .	—	—	—	—	—	1,200	669	201	15	102
Kenya Colony . . . . .	—	—	—	—	—	8,265	2,636	1,585	4,645	4,922
Somaland Protectorate . . . . .	—	—	—	—	—	..	6,032	..	..	..
Anglo Egyptian Sudan . . . . .	—	—	—	—	—	20	..	15	12	2,162
Western Australia . . . . .	—	—	—	—	—	30	..	..	..	102
South Australia (including Northern Territory) . . . . .	—	—	—	—	—	..	10	21	70	..
Victoria . . . . .	—	—	—	—	—	396	118	2,172	85	845
New South Wales . . . . .	—	—	—	—	—	44	95	19	1,642	323
Queensland . . . . .	—	—	—	—	—	38	..	..	..	..
<i>Australian Commonwealth (Total)</i> . . . . .	—	—	—	—	—	608	223	2,212	1,797	1,275
Other British Possessions . . . . .	—	—	—	—	—	835	1,907	1,692	1,903	891
<b>TOTAL BRITISH EMPIRE</b>	—	—	—	—	—	2,11,60,118	1,67,61,531	1,28,99,145	68,05,374	41,07,861
Georgia . . . . .	—	—	—	—	—	..	..	3,234	..	..
Sweden . . . . .	—	—	—	—	—	733	2,437	1,911	..	159
Poland (including Dantzig)	—	—	—	—	—	2,29,397	1,06,967	2,97,337	5,21,822	5,39,567
Germany . . . . .	—	—	—	—	—	81,06,142	85,10,793	62,40,830	31,77,679	19,08,603
Netherlands . . . . .	—	—	—	—	—	9,13,957	7,50,459	8,52,369	3,70,952	2,46,667
Belgium . . . . .	—	—	—	—	—	9,43,034	8,29,857	6,63,417	4,33,444	2,03,266
Luxemburg . . . . .	—	—	—	—	—	1,054	2,763	1,711	..	..
France . . . . .	—	—	—	—	—	65,94,609	67,49,369	66,31,831	27,60,993	19,98,629
Switzerland . . . . .	—	—	—	—	—	1,00,313	4,31,622	1,24,278	43,463	3,316
Italy . . . . .	—	—	—	—	—	87,60,943	90,86,315	83,00,794	62,22,994	33,01,711
Austria . . . . .	—	—	—	—	—	1,23,306	1,29,554	61,963	56,369	35,437
Czechoslovakia . . . . .	—	—	—	—	—	4,93,497	7,76,394	7,30,993	3,36,797	3,40,859
Turkey, European . . . . .	—	—	—	—	—	4,200	4,190	1,033	..	..
Maskat Territory and Trucial Oman . . . . .	—	—	—	—	—	539	971	1,205	1,949	1,309
Other Native States in Arabia . . . . .	—	—	—	—	—	375	695	823	985	2,630
Iraq . . . . .	—	—	—	—	—	23,433	20,542	11,636	15,003	15,775
Peru . . . . .	—	—	—	—	—	2,69,554	1,76,023	1,53,453	1,14,837	2,03,391
Java . . . . .	—	—	—	—	—	1,133	175	39	125	..
Siam . . . . .	—	—	—	—	—	1,315	..	233	2,461	8,423
Indo-China (including Cochin China, Cambodia, Annam, Tonkin and French leased territories in China)	—	—	—	—	—	8,130	210	..	..	..
China (exclusive of Hong- kong and Macao) . . . . .	—	—	—	—	—	77,922	4,15,353	11,041	14,706	6,033
Japan . . . . .	—	—	—	—	—	12,01,242	2,63,020	5,14,039	3,19,033	1,52,112
Egypt . . . . .	—	—	—	—	—	962	959	12,433	715	2,317
Portuguese East Africa . . . . .	—	—	—	—	—	117	1,111	1,999	453	313
United States of America—										
<i>Via Atlantic Coast</i> . . . . .	—	—	—	—	—	74,207	1,05,503	1,01,405	55,432	22,576
<i>" Pacific "</i> . . . . .	—	—	—	—	—	82	245	175	536	193
Other Foreign Countries . . . . .	—	—	—	—	—	113	1,032	1,333	1,396	764
<b>TOTAL FOREIGN COUNTRIES</b>	—	—	—	—	—	2,80,26,359	2,85,32,139	2,47,75,655	1,44,51,813	89,83,455
<i>Share of Bengal</i> . . . . .	—	—	—	—	—	92,19,401	93,23,392	84,07,627	55,09,221	30,17,604
<i>" Bombay</i> . . . . .	—	—	—	—	—	1,31,70,232	1,34,30,396	1,33,00,602	53,37,599	41,60,294
<i>" Sind</i> . . . . .	—	—	—	—	—	1,21,23,766	1,23,02,473	1,11,30,615	53,16,497	47,67,036
<i>" Madras</i> . . . . .	—	—	—	—	—	5,93,073	7,33,609	7,73,199	4,15,911	3,70,455
<i>" Burma</i> . . . . .	—	—	—	—	—	90,75,460	33,93,345	35,12,357	35,77,921	7,37,377
<b>TOTAL</b>	—	—	—	—	—	4,91,36,972	4,52,33,720	3,76,74,800	2,12,57,187	1,30,96,316
<b>Total Value of Wool and Woolens</b> . . . . .	—	—	—	—	—	5,36,31,735	5,01,36,566	4,23,45,306	2,31,11,039	1,62,05,765

GENERAL IMPORTS

( 578 )

No. 13—continued

ARTICLES, AND COUNTRIES OF CONSIGNMENT; ALSO SHARE OF EACH PROVINCE	QUANTITY					VALUE				
	1927-28	1928-29	1929-30	1930-31	1931-32	1927-28	1928-29	1929-30	1930-31	1931-32
<b>Textiles—continued</b>						R	R	R	R	R
<i>Artificial Silk—</i>	Lbs.	Lbs.	Lbs.	Lbs.	Lbs.					
Artificial silk yarn (III. U)— United Kingdom . . . . .	2,277,315	1,685,520	1,426,767	1,005,860	999,066	46,83,724	30,51,629	19,52,094	11,97,842	10,57,339
Aden and Dependencies . . . . .	..	696	..	..	..	..	1,779	..	..	..
Straits Settlements (including Labuan) . . . . .	..	3,460	..	11	..	..	4,784	..	14	..
British West India Islands . . . . .	6,000	..	..	..	..	11,612	..	..	..	..
Canada—										
Via Atlantic Coast. . . . .	145,000	119,000	194,230	229,500	151,610	2,87,200	2,34,286	2,74,363	2,66,690	1,44,055
Victoria . . . . .	..	..	3,690	..	..	..	..	6,390	..	..
Australian Commonwealth (Total) . . . . .	..	..	3,690	..	..	..	..	6,390	..	..
Other British Possessions . . . . .	2	107	..	..	..	5	162	..	..	..
<b>TOTAL BRITISH EMPIRE</b>	<b>2,426,517</b>	<b>1,808,723</b>	<b>1,624,687</b>	<b>1,235,371</b>	<b>1,160,676</b>	<b>49,82,631</b>	<b>32,92,500</b>	<b>22,32,847</b>	<b>14,64,546</b>	<b>12,01,944</b>
Poland (including Dantzig) . . . . .	6,000	..	..	..	2,000	10,040	..	..	..	1,818
Germany . . . . .	130,739	540,566	362,910	269,044	323,674	2,66,820	10,47,710	5,50,475	3,23,707	3,11,539
Netherlands . . . . .	505,000	707,870	430,037	762,980	1,003,098	10,72,859	13,39,251	6,35,678	3,67,172	10,10,106
Belgium . . . . .	68,648	213,660	101,191	93,222	118,010	1,19,112	3,48,297	1,25,329	91,333	1,03,848
Luxemburg . . . . .	..	2,000	..	..	..	..	2,350	..	..	..
France . . . . .	580,916	341,660	882,798	120,742	727,424	11,02,649	6,46,109	11,84,800	1,39,749	7,31,303
Spain . . . . .	..	1,400	2,000	..	..	..	2,266	2,670	..	..
Switzerland . . . . .	233,288	344,302	405,686	80,400	291,430	6,06,730	6,28,837	5,32,907	89,226	2,76,570
Italy . . . . .	3,431,379	3,637,717	3,482,784	4,519,807	3,899,354	66,23,519	61,03,645	46,30,655	50,60,263	41,29,374
Austria . . . . .	41,810	51,050	38,200	6,800	..	94,265	84,079	53,514	9,103	..
Czechoslovakia . . . . .	31,300	2,200	12,332	1,000	9,105	41,375	4,069	19,616	1,105	7,893
Syria . . . . .	..	..	8,501	..	..	..	..	10,346	..	..
Iraq . . . . .	..	..	1,000	..	..	..	..	1,305	..	..
Persia . . . . .	..	800	..	..	640	..	1,350	..	..	808
China (exclusive of Hong- kong and Macao) . . . . .	..	400	..	40	1,100	..	912	..	22	4,132
Japan . . . . .	..	200	180	19,420	486,045	..	418	442	19,618	4,39,725
United States of America— Via Atlantic Coast. . . . .	122	15,000	..	10,000	..	513	27,992	..	11,342	..
Other Foreign Countries . . . . .	150	..	..	..	..	225	..	..	..	..
<b>TOTAL FOREIGN COUNTRIES</b>	<b>5,031,252</b>	<b>5,859,845</b>	<b>5,723,319</b>	<b>5,384,415</b>	<b>6,311,370</b>	<b>99,38,107</b>	<b>1,02,37,795</b>	<b>76,77,746</b>	<b>66,13,146</b>	<b>70,22,677</b>
State of Bengal . . . . .	193,094	233,162	136,309	124,381	33,260	3,25,438	4,19,610	1,39,940	1,55,200	34,331
" Bombay . . . . .	6,107,539	5,343,165	4,472,398	4,306,336	5,318,694	1,23,12,597	95,17,094	60,36,819	47,27,014	55,73,703
" Sind . . . . .	191,228	306,078	199,695	44,106	33,792	3,40,554	5,06,194	2,49,130	57,965	23,672
" Madras . . . . .	931,676	1,699,637	2,319,179	2,433,331	2,423,717	18,12,290	23,12,918	30,03,975	27,07,372	23,92,421
" Burma . . . . .	37,072	181,093	336,423	311,032	114,033	1,59,359	2,74,569	4,25,729	3,74,629	1,51,539
<b>TOTAL</b>	<b>7,509,509</b>	<b>7,903,068</b>	<b>7,353,006</b>	<b>7,119,786</b>	<b>7,062,546</b>	<b>1,49,20,738</b>	<b>1,35,30,385</b>	<b>99,10,593</b>	<b>80,32,692</b>	<b>82,21,621</b>

No. 13—continued

ARTICLES, AND COUNTRIES OF CONSIGNMENT; ALSO SHARE OF EACH PROVINCE	QUANTITY					VALUE				
	1927-28	1928-29	1929-30	1930-31	1931-32	1927-28	1928-29	1929-30	1930-31	1931-32
<i>Textiles—continued</i> <i>Artificial Silk—continued</i> Piecegoods made entirely of artificial silk (a).				Yards	Yards				R	R
United Kingdom . . . . .	—	—	—	94,710	409,838	—	—	—	88,498	3,06,887
Ceylon . . . . .	—	—	—	205	24,600	—	—	—	138	10,272
Straits Settlements (including Labuan). . . . .	—	—	—	17,568	50,242	—	—	—	7,978	20,168
Hongkong . . . . .	—	—	—	45,710	3,980	—	—	—	14,548	1,854
Natal . . . . .	—	—	—	..	5,414	—	—	—	..	5,414
Kenya Colony . . . . .	—	—	—	..	8,886	—	—	—	..	8,889
Tanganyika Territory . . . . .	—	—	—	..	9,542	—	—	—	..	8,028
Other British Possessions . . . . .	—	—	—	..	1,855	—	—	—	..	1,476
<b>TOTAL BRITISH EMPIRE</b>	—	—	—	158,202	508,892	—	—	—	1,11,151	3,52,488
Germany . . . . .	—	—	—	13,979	42,655	—	—	—	17,545	29,197
Netherlands . . . . .	—	—	—	420	630	—	—	—	1,523	1,675
Belgium . . . . .	—	—	—	925	..	—	—	—	1,802	..
France . . . . .	—	—	—	4,365	40,203	—	—	—	10,154	35,015
Switzerland . . . . .	—	—	—	5,856	5,812	—	—	—	3,654	4,051
Italy . . . . .	—	—	—	101,593	346,247	—	—	—	59,715	1,27,033
Austria . . . . .	—	—	—	5,905	16,103	—	—	—	6,230	12,513
Czecho-Slovakia . . . . .	—	—	—	247	2,441	—	—	—	1,033	1,101
Albania . . . . .	—	—	—	31,470	..	—	—	—	9,977	..
Iraq . . . . .	—	—	—	20	64,426	—	—	—	25	16,370
Siam . . . . .	—	—	—	23,627	6	—	—	—	9,895	6
China (exclusive of Hongkong and Macao). . . . .	—	—	—	172,477	132,847	—	—	—	49,622	37,650
Japan . . . . .	—	—	—	22,558,785	73,809,263	—	—	—	80,28,913	2,05,06,761
United States of America— Vid Atlantic Coast . . . . .	—	—	—	2,286	148	—	—	—	3,027	194
Other Foreign Countries . . . . .	—	—	—	56	3,076	—	—	—	50	1,873
<b>TOTAL FOREIGN COUNTRIES</b>	—	—	—	22,921,511	73,964,516	—	—	—	82,08,221	2,07,78,429
Share of Bengal . . . . .	—	—	—	2,495,392	8,858,487	—	—	—	8,93,621	26,00,785
„ Bombay . . . . .	—	—	—	3,393,041	60,081,251	—	—	—	30,11,717	1,38,63,548
„ Sind . . . . .	—	—	—	3,139,351	6,720,541	—	—	—	10,70,376	20,53,753
„ Madras . . . . .	—	—	—	2,489,460	4,693,780	—	—	—	8,96,319	14,39,179
„ Burma . . . . .	—	—	—	6,558,979	4,119,319	—	—	—	24,41,339	11,63,652
<b>TOTAL</b>	—	—	—	23,079,713	74,473,378	—	—	—	83,14,372	2,11,25,917
<i>Piecegoods made of cotton and artificial silk (a).</i>				Yards	Yards					
United Kingdom . . . . .	—	—	—	653,999	1,236,354	—	—	—	3,50,605	6,53,685
Ceylon . . . . .	—	—	—	3,122	6,451	—	—	—	1,969	2,905
Straits Settlements (including Labuan). . . . .	—	—	—	3,449	3,370	—	—	—	1,548	1,117
Natal . . . . .	—	—	—	1,286	573	—	—	—	1,286	578
Kenya Colony . . . . .	—	—	—	4,177	2,642	—	—	—	4,177	2,642
Other British Possessions . . . . .	—	—	—	1,271	546	—	—	—	1,258	645
<b>TOTAL BRITISH EMPIRE</b>	—	—	—	672,304	1,250,386	—	—	—	3,60,843	6,61,027
Germany . . . . .	—	—	—	79,319	188,314	—	—	—	1,87,073	4,62,487
Netherlands . . . . .	—	—	—	24,183	14,583	—	—	—	19,532	14,704
Belgium . . . . .	—	—	—	63,223	112,025	—	—	—	49,404	94,097
France . . . . .	—	—	—	3,861	203,791	—	—	—	6,717	83,873
Spain . . . . .	—	—	—	..	2,990	—	—	—	31,069	1,270
Portugal . . . . .	—	—	—	31,104	..	—	—	—	..	..
Switzerland . . . . .	—	—	—	311,020	1,974,686	—	—	—	3,26,517	7,53,803
Italy . . . . .	—	—	—	2,245,704	4,865,723	—	—	—	7,06,246	14,76,759
Austria . . . . .	—	—	—	145,623	270,681	—	—	—	62,955	1,43,517
Czecho-Slovakia . . . . .	—	—	—	33,423	18,157	—	—	—	39,441	25,793
China (exclusive of Hongkong and Macao). . . . .	—	—	—	2,571	6,583	—	—	—	1,604	8,032
Japan . . . . .	—	—	—	854,269	1,259,647	—	—	—	2,69,945	3,53,317
United States of America— Vid Atlantic Coast . . . . .	—	—	—	3,646	939	—	—	—	2,257	1,194
Other Foreign Countries . . . . .	—	—	—	353	3,429	—	—	—	532	864
<b>TOTAL FOREIGN COUNTRIES</b>	—	—	—	4,348,199	8,115,547	—	—	—	17,08,432	33,89,705
Share of Bengal . . . . .	—	—	—	1,192,253	1,940,333	—	—	—	4,05,661	6,89,330
„ Bombay . . . . .	—	—	—	3,607,365	5,867,705	—	—	—	10,64,710	22,97,325
„ Sind . . . . .	—	—	—	504,199	1,229,472	—	—	—	2,28,494	6,16,460
„ Madras . . . . .	—	—	—	114,351	398,787	—	—	—	63,120	1,91,901
„ Burma . . . . .	—	—	—	691,330	741,531	—	—	—	3,02,331	2,55,986
<b>TOTAL</b>	—	—	—	5,020,503	10,165,883	—	—	—	20,64,276	40,61,392

(a) Separately recorded from September 1930. The figures for 1930-31 represent figures for seven months, September 1930 to March 1931.

GENERAL IMPORTS

( 580 )

No. 18—continued.

ARTICLES, AND COUNTRIES OF CONSIGNMENT; ALSO SHARE OF EACH PROVINCE	QUANTITY					VALUE				
	1927-28	1928-29	1929-30	1930-31	1931-32	1927-28	1928-29	1929-30	1930-31	1931-32
						R	R	R	R	R
<b>Textiles—continued.</b>										
<i>Artificial Silk—continued.</i>										
Plecegoods of cotton and artificial silk (III. U)—	Yards	Yards	Yards	Yards	Yards					
United Kingdom . . . . .	14,262,832	12,019,126	7,226,794	2,406,605	1,040,192	99,07,419	84,12,289	41,55,343	12,74,419	9,60,572
Aden and Dependencies . . . . .	..	3,150	135	761	431	..	2,166	135	761	481
Ceylon . . . . .	20,508	12,290	1,180	4,327	31,051	21,738	13,323	1,199	3,068	13,237
Straits Settlements (including Labuan) . . . . .	34,200	41,119	41,688	25,386	53,612	28,427	35,257	31,067	12,602	21,285
Federated Malay States . . . . .	..	2,111	..	..	678	..	2,137	..	..	307
Hongkong . . . . .	17,356	7,605	4,549	40,924	4,580	9,995	4,555	3,011	15,053	2,154
Natal . . . . .	975	4,737	6,626	2,248	5,987	1,070	4,025	6,650	2,248	5,987
Kenya Colony . . . . .	356	2,117	2,702	8,668	6,031	480	1,386	2,714	3,415	6,031
Tanganyika Territory . . . . .	..	..	..	39	9,573	..	..	..	39	3,057
Other British Possessions . . . . .	286	1,152	1,478	1,703	1,065	360	1,145	1,477	1,398	1,054
<b>TOTAL BRITISH EMPIRE</b>	<b>14,336,518</b>	<b>12,098,407</b>	<b>7,285,152</b>	<b>2,408,661</b>	<b>1,759,198</b>	<b>99,89,475</b>	<b>84,77,838</b>	<b>42,01,596</b>	<b>13,18,003</b>	<b>10,14,115</b>
Sweden . . . . .	1,468	1,041	..	..	..	1,517	384	..	..	..
Norway . . . . .	976	..	..	..	..	1,533	..	..	..	..
Germany . . . . .	4,694,815	2,525,187	777,285	300,066	225,969	49,72,102	26,64,859	9,67,676	3,88,319	4,91,684
Netherlands . . . . .	107,104	102,435	150,727	51,140	15,213	1,10,580	56,395	1,03,964	40,944	16,279
Belgium . . . . .	787,177	854,938	557,567	216,284	112,025	6,83,660	7,18,067	4,32,337	1,65,502	64,097
France . . . . .	151,975	257,524	103,218	94,269	243,054	1,43,656	2,31,444	1,25,606	82,629	1,18,888
Spain . . . . .	..	..	..	..	2,990	..	..	..	..	1,270
Portugal . . . . .	3,362	..	..	31,104	..	1,609	..	..	31,009	..
Switzerland . . . . .	11,054,798	7,047,920	6,842,499	3,168,737	1,980,448	88,85,366	58,19,056	43,36,885	15,29,143	7,57,854
Italy . . . . .	16,021,907	17,805,276	11,472,535	5,574,976	5,211,969	91,30,835	92,64,169	51,17,513	19,64,195	16,03,792
Austria . . . . .	3,412,645	2,500,586	1,682,761	629,860	236,784	25,82,850	17,00,648	9,17,760	2,82,104	1,56,030
Hungary . . . . .	..	49,236	..	..	..	..	41,513	..	..	..
Czechoslovakia . . . . .	1,075,835	1,242,317	259,981	113,150	20,598	9,71,141	10,30,494	2,40,162	1,21,577	26,989
Albania . . . . .	..	..	..	31,470	..	..	..	..	9,977	..
Iraq . . . . .	89	2,608	324	5,561	64,426	49	2,209	227	1,337	16,370
Persia . . . . .	..	522	1,932	8	..	..	341	1,214	8	..
Siam . . . . .	3,560	..	9,513	32,080	6	2,700	..	4,759	13,593	6
China (exclusive of Hongkong and Macao) . . . . .	9,178	20,538	1,774,049	467,578	139,430	10,362	18,068	7,95,818	1,55,679	45,732
Japan . . . . .	1,134,010	3,778,765	25,088,036	33,207,243	74,568,909	10,26,123	30,53,110	1,40,00,865	1,50,35,350	2,08,60,073
Portuguese East Africa . . . . .	..	1,067	1,484	5,320	4,230	56	1,065	1,673	2,522	959
French Somaliland . . . . .	1,364	104	..	70	..	1,705	132	..	70	..
United States of America—										
Via Atlantic Coast . . . . .	372,831	917,053	640,783	26,707	1,187	1,96,773	3,72,587	2,54,229	14,759	1,353
" Pacific " . . . . .	..	116	..	..	..	..	172	..	..	..
Other Foreign Countries . . . . .	1,084	531	1,128	1,311	2,375	809	293	993	1,347	1,779
<b>TOTAL FOREIGN COUNTRIES</b>	<b>38,804,378</b>	<b>37,107,639</b>	<b>49,314,822</b>	<b>48,097,384</b>	<b>82,880,063</b>	<b>2,86,73,431</b>	<b>2,45,65,006</b>	<b>2,72,96,876</b>	<b>1,98,41,624</b>	<b>2,41,63,194</b>

No. 13—continued

ARTICLES, AND COUNTRIES OF CONSIGNMENT; ALSO SHARE OF EACH PROVINCE	QUANTITY					VALUE				
	1927-28	1928-29	1929-30	1930-31	1931-32	1927-28	1928-29	1929-30	1930-31	1931-32
	Yards	Yards	Yards	Yards	Yards	R	R	R	R	R
<b>Textiles—continued</b>										
<i>Artificial Silk—continued</i>										
Piecegoods of cotton and artificial silk (III. U)— continued										
Share of Bengal . . .	13,468,964	8,104,503	9,132,371	8,321,913	10,793,375	88,30,253	48,95,841	43,89,734	32,66,557	32,90,018
" Bombay . . .	28,481,143	32,180,156	37,038,867	24,922,431	55,938,956	2,21,37,973	2,15,93,945	2,02,08,098	1,04,16,080	1,61,66,373
" Sind . . .	3,733,937	6,314,395	8,331,536	4,470,123	7,650,013	26,27,855	40,91,787	20,34,174	17,33,020	26,70,303
" Madras . . .	103,079	112,642	408,680	3,075,790	5,090,567	1,05,170	1,05,328	2,73,531	11,62,354	16,31,080
" Burma . . .	7,353,668	3,219,351	6,685,520	10,764,238	4,300,350	49,41,653	23,51,040	40,92,741	45,81,616	14,19,638
<b>TOTAL</b>	<b>53,140,791</b>	<b>49,801,046</b>	<b>56,599,974</b>	<b>51,494,545</b>	<b>84,689,261</b>	<b>3,86,42,906</b>	<b>3,30,42,839</b>	<b>3,14,98,272</b>	<b>2,11,50,027</b>	<b>2,51,77,300</b>
<b>Other sorts (III. U)—</b>										
United Kingdom . . .	—	—	—	—	—	2,38,083	2,73,176	4,82,760	2,17,804	2,70,432
Gibraltar . . .	—	—	—	—	—	1,702	2,543	2,397	..	1,240
Ceylon . . .	—	—	—	—	—	1,969	226	3,996	3,141	42
Straits Settlements (including Labuan) . . .	—	—	—	—	—	4,649	2,061	509	1,565	1,019
British Borneo . . .	—	—	—	—	—	4,967	..	..	..	..
Hongkong . . .	—	—	—	—	—	16,282	39,202	27,611	3,180	12,210
Canada—										
Via Atlantic Coast . . .	—	—	—	—	—	6,209	1,293	50,180	30,594	..
Other British Possessions . . .	—	—	—	—	—	723	246	..	20	18
<b>TOTAL BRITISH EMPIRE</b>	<b>—</b>	<b>—</b>	<b>—</b>	<b>—</b>	<b>—</b>	<b>2,74,674</b>	<b>3,18,937</b>	<b>5,67,453</b>	<b>2,56,244</b>	<b>2,84,056</b>
Germany . . .	—	—	—	—	—	4,48,925	1,97,932	1,66,172	2,08,240	89,189
Netherlands . . .	—	—	—	—	—	2,497	7,249	40,068	45,547	8,508
Belgium . . .	—	—	—	—	—	4,985	1,013	51	10	488
France . . .	—	—	—	—	—	30,747	48,178	1,21,624	14,837	35,924
Spain . . .	—	—	—	—	—	..	..	1,182	..	18
Portugal . . .	—	—	—	—	—	..	..	1,906	..	..
Switzerland . . .	—	—	—	—	—	12,627	10,122	23,006	11,744	11,095
Italy . . .	—	—	—	—	—	22,455	54,376	61,318	35,162	70,368
Austria . . .	—	—	—	—	—	6,278	1,403	4,980	1,223	2,012
Hungary . . .	—	—	—	—	—	..	2,372	..	..	..
Czechoslovakia . . .	—	—	—	—	—	35,581	10,223	23,037	14,272	8,890
China (exclusive of Hong- kong and Macao) . . .	—	—	—	—	—	7,508	14,613	2,232	8,974	5,740
Japan . . .	—	—	—	—	—	3,19,738	3,32,114	5,45,415	3,55,449	8,25,547
Portuguese East Africa . . .	—	—	—	—	—	12,737	1,062	13,489	..	..
United States of America—										
Via Atlantic Coast . . .	—	—	—	—	—	1,40,140	1,34,936	2,15,521	76,920	1,84,313
Other Foreign Countries . . .	—	—	—	—	—	15	38	25	261	1,255
<b>TOTAL FOREIGN COUNTRIES</b>	<b>—</b>	<b>—</b>	<b>—</b>	<b>—</b>	<b>—</b>	<b>10,44,233</b>	<b>8,15,821</b>	<b>12,25,076</b>	<b>7,67,689</b>	<b>7,43,792</b>
Share of Bengal . . .	—	—	—	—	—	3,77,253	3,31,058	7,24,321	4,12,498	2,31,437
" Bombay . . .	—	—	—	—	—	5,16,785	4,62,537	7,45,577	3,68,400	5,35,106
" Sind . . .	—	—	—	—	—	1,36,847	1,60,855	1,62,692	51,195	1,44,133
" Madras . . .	—	—	—	—	—	23,274	22,495	34,776	31,016	30,536
" Burma . . .	—	—	—	—	—	2,64,745	1,67,713	1,24,663	1,60,324	37,436
<b>TOTAL</b>	<b>—</b>	<b>—</b>	<b>—</b>	<b>—</b>	<b>—</b>	<b>10,18,907</b>	<b>11,31,608</b>	<b>17,92,529</b>	<b>10,33,933</b>	<b>10,23,748</b>
<b>Total Artificial Sub—</b>										
BRITISH EMPIRE . . .	—	—	—	—	—	1,52,26,829	1,20,89,320	70,01,890	30,38,793	25,01,018
FOREIGN COUNTRIES . . .	—	—	—	—	—	3,96,55,722	3,56,18,662	3,61,99,498	2,72,27,459	3,19,29,668
<b>TOTAL</b>	<b>—</b>	<b>—</b>	<b>—</b>	<b>—</b>	<b>—</b>	<b>5,48,82,551</b>	<b>4,77,07,982</b>	<b>4,32,01,388</b>	<b>3,02,66,252</b>	<b>3,44,30,678</b>

GENERAL IMPORTS.

( 582 )

No. 13—continued

ARTICLES, AND COUNTRIES OF CONSIGNMENT; ALSO SHARE OF EACH PROVINCE	QUANTITY					VALUE				
	1927-28	1928-29	1929-30	1930-31	1931-32	1927-28	1928-29	1929-30	1930-31	1931-32
<b>Textiles—concluded</b>						R	R	R	R	R
<i>Other Textiles—</i>	Owts.	Owts.	Owts.	Owts.	Owts.					
Raw (II. Q)—										
United Kingdom . . .	23	22	..	..	..	1,157	914	..	..	..
<b>TOTAL FOREIGN COUNTRIES</b>	6	1	..	..	..	145	86	..	..	..
Share of Bombay . . .	29	23	..	..	..	1,302	996	..	..	..
“ Sind . . .	..	..	..	..	..	..	4	..	..	..
<b>TOTAL</b>	29	23	..	..	..	1,302	1,000	..	..	..
<b>Manufactured (III. U)—</b>										
United Kingdom . . .	—	—	—	—	—	46,824	90,448	52,460	1,38,664	1,75,182
Ceylon . . .	—	—	—	—	—	..	809	3,879	196	316
Straits Settlements (including Labuan) . . .	—	—	—	—	—	60	780	1,075	2,388	1,640
Hongkong . . .	—	—	—	—	—	..	..	..	3,303	24,383
Other British Possessions . . .	—	—	—	—	—	220	7	100	..	..
<b>TOTAL BRITISH EMPIRE</b>	—	—	—	—	—	47,104	92,044	57,514	1,49,551	2,01,426
Germany . . .	—	—	—	—	—	33,096	1,13,901	15,766	68,614	56,560
Netherlands . . .	—	—	—	—	—	..	..	..	5,137	977
France . . .	—	—	—	—	—	5,956	3,375	1,762	..	743
Belgium . . .	—	—	—	—	—	5,643	..	..	..	439
Italy . . .	—	—	—	—	—	..	1,937	..	6,152	2,90,481
Czechoslovakia . . .	—	—	—	—	—	..	1,354	..	39	1,080
China (including Hongkong and Macao) . . .	—	—	—	—	—	..	..	..	4,838	6,610
Japan . . .	—	—	—	—	—	4	6,223	162	11,198	10,474
United States of America— Vld Atlantic Coast . . .	—	—	—	—	—	1,233	4,936	491	6,769	22,468
Other Foreign Countries . . .	—	—	—	—	—	460	235	1,796	922	160
<b>TOTAL FOREIGN COUNTRIES</b>	—	—	—	—	—	47,292	1,37,018	19,977	1,03,669	3,39,992
Share of Bengal . . .	—	—	—	—	—	24,378	28,939	931	1,413	..
“ Bombay . . .	—	—	—	—	—	..	1,221	325	..	22
“ Sind . . .	—	—	—	—	—	30,301	35,344	20,975	27,691	12,034
“ Madras . . .	—	—	—	—	—	5,363	13,350	17,401	9,331	6,571
“ Burma . . .	—	—	—	—	—	34,354	1,50,153	37,359	2,14,550	6,73,791
<b>TOTAL</b>	—	—	—	—	—	94,396	2,29,062	77,491	2,53,220	5,91,413
<b>Total value of Textile Raw Materials</b>	—	—	—	—	—	8,74,63,844	6,72,09,272	5,25,79,101	7,50,54,812	7,99,35,562
<b>Total value of Yarns and Textile fabrics</b>	—	—	—	—	—	81,07,99,932	73,30,94,063	72,56,43,533	33,68,95,790	26,92,94,924
<b>Tobacco—</b>										
<i>Unmanufactured (I. J)—</i>	Lbs.	Lbs.	Lbs.	Lbs.	Lbs.					
United Kingdom . . .	34,367	21,155	24,734	10,567	146,507	79,532	56,698	61,176	32,789	3,08,993
Gibraltar . . .	7,327	..	..	..	..	3,460	..	..	..	..
Aden and Dependencies . . .	125	..	..	..	..	6,291	..	..	..	..
Hongkong . . .	..	..	27,273	..	2	..	..	3,850	..	4
Rhodesia . . .	..	..	..	..	3,751	..	..	..	..	4,137
Other British Possessions . . .	1,033	42	812	355	142	203	67	246	340	159
<b>TOTAL BRITISH EMPIRE</b>	42,872	21,197	52,324	16,912	150,402	89,536	56,765	65,272	33,129	3,08,343

No. 13—continued

ARTICLES, AND COUNTRIES OF CONSIGNMENT; ALSO SHARE OF EACH PROVINCE	QUANTITY					VALUE				
	1927-28	1928-29	1929-30	1930-31	1931-32	1927-28	1928-29	1929-30	1930-31	1931-32
<b>Tobacco—continued</b>										
<i>Unmanufactured (I. J)— continued</i>	Lbs.	Lbs.	Lbs.	Lbs.	Lbs.	R	R	R	R	R
Germany . . . . .	699	54,770	..	4,698	..	1,230	1,181	..	3,202	..
Netherlands . . . . .	69,459	9,354	82,022	84,216	50,526	95,780	74,251	1,07,337	1,10,527	67,646
Belgium . . . . .	759	..	..	4,798	2,417	1,713	2,072	..	10,410	6,494
Greece . . . . .	..	9,800	..	2,488	716	..	[9,563	..	5,577	3,805
Sumatra . . . . .	..	868	..	..	..	..	1,274	..	..	..
Philippine Islands and Guam	204	..	..	..	134,510	50	..	..	..	1,46,739
China (exclusive of Hongkong and Macao) . . . . .	230,928	..	..	..	9,177	2,21,868	..	..	..	5,615
Japan . . . . .	..	6	500	..	9,657	..	12	200	..	2,585
Egypt . . . . .	3 2,730	1,608	8,718	8,844	8,078	42,998	2,768	17,481	12,756	5,187
Portuguese East Africa . . . . .	..	..	1,381	1,848	..	..	..	1,500	2,018	..
United States of America— Via Atlantic Coast . . . . .	3,607,178	6,662,959	4,404,709	1,484,800	2,484,397	27,47,735	56,00,340	37,78,979	12,52,726	26,39,194
Other Foreign Countries . . . . .	147	154	2,244	282	89	141	138	752	301	50
<b>TOTAL FOREIGN COUNTRIES</b>	<b>3,942,079</b>	<b>6,739,519</b>	<b>4,499,524</b>	<b>1,592,109</b>	<b>2,694,517</b>	<b>31,11,516</b>	<b>56,85,599</b>	<b>39,06,249</b>	<b>14,06,517</b>	<b>26,77,316</b>
<b>Share of Bengal . . . . .</b>	<b>1,904,076</b>	<b>3,145,256</b>	<b>1,924,254</b>	<b>251,639</b>	<b>1,109,252</b>	<b>13,66,139</b>	<b>27,27,445</b>	<b>16,73,524</b>	<b>2,16,650</b>	<b>10,10,081</b>
" Bombay . . . . .	48,110	19,849	25,733	147,953	40,083	56,765	18,542	35,314	1,32,480	41,727
" Sind . . . . .	131	38	1,977	65	2,370	131	37	646	60	1,840
" Madras . . . . .	2,032,525	3,595,484	2,572,596	1,308,734	1,693,264	17,77,959	29,96,289	22,55,275	10,91,456	19,32,011
" Burma . . . . .	9	89	27,288	..	..	8	51	3,862	..	..
<b>TOTAL</b>	<b>3,984,951</b>	<b>6,760,716</b>	<b>4,551,848</b>	<b>1,608,881</b>	<b>2,844,919</b>	<b>32,01,052</b>	<b>57,42,364</b>	<b>39,71,521</b>	<b>14,39,046</b>	<b>29,85,659</b>
<b>Manufactured—</b>										
<i>Cigars (I. J)— (a)</i>	Lbs.	Lbs.	Lbs.	Lbs. —No.	Lbs. —No.					
United Kingdom . . . . .	2,620	1,996	1,667	1,721 —183,488	740 —59,996	37,429	25,877	23,102	22,799	11,661
Gibraltar . . . . .	86	70	..	18 —1,500	..	1,243	1,455	..	643	..
Ceylon . . . . .	64	474	121	348 —19,584	47 —2,715	170	1,900	175	1,782	99
Straits Settlements (including Labuan) . . . . .	201	1,855	2,200	12 —564	1,026 —75,670	478	3,680	2,001	57	851
Hongkong . . . . .	1,366	2,404	1,794	882 —73,400	499 —39,518	6,961	7,479	6,131	4,589	2,521
Fiji Islands . . . . .	..	496	..	..	..	..	3,105	..	..	..
Other British Possessions . . . . .	76	3	224	..	16 —1,140	182	21	192	..	57
<b>TOTAL BRITISH EMPIRE</b>	<b>4,363</b>	<b>7,298</b>	<b>5,066</b>	<b>3,256 —222,536</b>	<b>2,328 —179,039</b>	<b>46,458</b>	<b>43,217</b>	<b>31,601</b>	<b>29,820</b>	<b>15,489</b>
Denmark . . . . .	80	290	..	..	..	588	1,402	..	..	..
Germany . . . . .	834	465	1,848	888 —24,600	285 —21,000	5,872	2,481	7,998	1,920	1,868
Netherlands . . . . .	8,788	7,052	7,442	6,082 —456,050	3,306 —2,48,446	45,187	40,097	35,255	33,117	20,597
Belgium . . . . .	762	506	799	397 —18,950	384 —20,700	4,179	1,826	4,068	1,824	1,560
Spain . . . . .	..	..	48	6 —500	14 —1,100	..	..	1,699	207	485
Philippine Islands and Guam	20,061	17,248	22,438	21,315 —1,822,900	14,071 —8,07,610	87,461	74,780	87,302	83,561	57,528
China (exclusive of Hong- kong and Macao) . . . . .	20	319	694	259 —7,800	683 —20,552	63	661	2,266	498	1,744
Japan . . . . .	268	574	..	..	..	549	1,167	..	..	..
United States of America— Via Atlantic Coast . . . . .	68	198	144	..	63 —2,650	1,644	2,070	3,032	..	1,614
" Pacific . . . . .	..	43	..	..	..	..	246	..	..	..
Cuba . . . . .	555	483	..	328 —4,100	217 —6,000	7,823	5,657	..	2,885	2,812
Other Foreign Countries . . . . .	264	14	134	563 —31,250	7 —750	1,090	64	298	764	50
<b>TOTAL FOREIGN COUNTRIES</b>	<b>31,010</b>	<b>27,192</b>	<b>38,547</b>	<b>29,258 —1,866,150</b>	<b>19,080 —1,123,808</b>	<b>3,54,406</b>	<b>1,81,001</b>	<b>1,43,418</b>	<b>1,20,720</b>	<b>88,128</b>

(a) Quantity in number recorded from 1930-31.

GENERAL IMPORTS

( 584 )

No. 13—continued

ARTICLES, AND COUNTRIES OF CONSIGNMENT; ALSO SHARE OF EACH PROVINCE	QUANTITY					VALUE				
	1927-28	1928-29	1929-30	1930-31	1931-32	1927-28	1928-29	1929-30	1930-31	1931-32
<b>Tobacco—continued</b>										
<i>Manufactured—continued</i>										
<b>Cigars (L J)—continued (a)</b>	Lbs.	Lbs.	Lbs.	Lbs.	Lbs.					
				-No.	-No.					
<i>Share of Bengal</i>	16,266	16,469	18,384	16,597	9,493	1,01,233	86,304	85,819	79,391	45,71
<i>" Bombay</i>	17,624	15,338	17,173	-1,017,579	-664,428	89,691	77,696	80,460	76,198	64,12
<i>" Sind</i>	1,130	500	332	16,712	10,264	5,916	3,026	2,085	631	71
<i>" Madras</i>	206	709	366	-1,005,921	-641,521	630	2,711	689	100	23
<i>" Burma</i>	767	2,484	3,529	105	252	3,495	5,681	5,971	4,226	2,76
				-9,163	-7,308					
				-2,169	39					
				-3,459	-3,645					
				991	1,270					
				-59,464	-90,945					
<b>TOTAL</b>	<b>35,978</b>	<b>34,490</b>	<b>39,563</b>	<b>32,514</b>	<b>21,358</b>	<b>2,00,864</b>	<b>1,74,218</b>	<b>1,75,014</b>	<b>1,59,546</b>	<b>1,03,66</b>
				-2,094,686	-1,307,847					
<b>Cigarettes (L J)*—(a)</b>										
	Lbs.	Lbs.	Lbs.	Lbs.	Lbs.					
				-No.	-No.					
<i>United Kingdom</i>	5,564,032	4,924,101	5,257,579	2,840,434	1,189,659	2,38,22,768	1,99,62,724	2,11,75,566	1,17,04,574	48,54,53
<i>Malta and Gozo</i>	114	100	126	-1,167,014,925	-481,360,793	808	566	1,110	101	
<i>Aden and Dependencies</i>	4,834	3,045	3,079	12	..	20,324	18,083	17,906	18,797	15,47
<i>Ceylon</i>	451	149	344	-4,200	-200	1,048	692	986	63,380	2,01
<i>Straits Settlements (including Labuan)</i>	979	4,408	1,296	3,814	2,945	1,049	11,652	7,349	6,398	13,051
<i>Hongkong</i>	94	..	5	-1,404,130	-1,111,558	307	..	44	20,961	16,22
<i>Natal</i>	501	183	71	10,208	1,760	1,018	402	204	101	114
<i>Zanzibar and Pemba</i>	768	8	7	-4,062,950	-1,579,688	1,615	20	17	15	1
<i>Other British Possessions</i>	111	98	232	4,286	10,752	467	431	897	868	841
				-1,440,060	-8,846,890					
				16,448	10,477					
				-5,486,250	-3,875,650					
				24	30					
				-6,580	-11,200					
				6	..					
				-1,840	-150					
				350	163					
				-163,645	-55,832					
<b>TOTAL BRITISH EMPIRE</b>	<b>5,571,834</b>	<b>4,982,182</b>	<b>5,262,739</b>	<b>2,875,582</b>	<b>1,215,736</b>	<b>2,38,55,399</b>	<b>1,99,84,570</b>	<b>2,12,03,970</b>	<b>1,19,05,195</b>	<b>49,02,263</b>
				-1,169,689,680	-491,841,761					
<b>Germany</b>										
	1,496	1,039	44	587	34	5,109	2,480	326	3,102	222
				-240,000	-18,200					
<b>Netherlands</b>										
	1,078	3	63	3	74	4,853	24	390	32	587
				-1,200	-29,600					
<b>Belgium</b>										
	142	707	1,058	10	75	500	802	1,117	29	265
				-4,290	-35,170					
<b>France</b>										
	1,547	225	4	32	12	2,608	675	18	172	133
				-9,500	-4,659					
<b>Italy</b>										
	191	253	150	33	38	1,326	1,168	741	250	287
				-11,380	-13,600					
<b>Turkey, European</b>										
	6	280	..	..	..	80	2,215	..	..	..
<b>China (exclusive of Hongkong and Macao)</b>										
	294	1	1,226	148,892	193,778	1,414	6	7,945	1,85,556	2,54,281
				-49,930,360	-67,750,620					
<b>Japan</b>										
	4,895	85	..	784	74	18,706	344	..	3,243	239
				-323,050	-28,530					
<b>Egypt</b>										
	3,439	5,167	5,695	4,212	9,443	80,436	54,211	60,521	44,098	62,549
				-1,992,985	-3,807,277					
<b>United States of America—</b>										
<i>Via Atlantic Coast</i>	5,775	11,730	11,840	34,033	16,285	25,522	41,801	40,516	1,04,408	55,161
				-12,984,200	-6,396,523					
<i>" Pacific "</i>	..	62	..	..	..	..	233	..	..	..
<i>Other Foreign Countries</i>	259	349	345	574	398	866	1,722	1,024	2,059	1,777
				-201,990	-137,840					
<b>TOTAL FOREIGN COUNTRIES</b>	<b>24,082</b>	<b>19,901</b>	<b>20,226</b>	<b>184,160</b>	<b>220,194</b>	<b>1,40,920</b>	<b>1,05,693</b>	<b>1,12,595</b>	<b>3,42,949</b>	<b>3,75,501</b>
				-65,490,995	-78,217,019					
<b>Share of Bengal</b>										
	1,899,918	1,952,129	2,364,630	1,185,240	686,808	76,01,933	73,68,838	94,51,686	43,82,628	23,12,512
				-478,734,100	-268,504,220					
<i>" Bombay</i>	1,069,466	795,393	889,165	561,331	261,054	59,60,839	33,53,362	37,80,724	25,36,914	12,16,594
				-223,104,820	-103,379,270					
<i>" Sind</i>	1,041,186	850,391	989,316	634,939	396,354	39,73,892	32,68,387	38,35,125	24,90,816	10,53,101
				-262,403,884	-122,168,221					
<i>" Madras</i>	342,562	393,270	543,527	475,601	133,650	12,69,008	16,99,996	21,43,217	18,80,791	4,32,536
				-188,516,663	-44,101,933					
<i>" Burma</i>	1,242,354	900,920	496,398	202,631	77,684	50,70,588	39,09,672	21,05,922	9,56,998	3,58,022
				-32,231,403	-31,605,030					
<b>TOTAL</b>	<b>5,595,966</b>	<b>4,952,038</b>	<b>5,282,965</b>	<b>3,059,692</b>	<b>1,485,980</b>	<b>2,39,96,319</b>	<b>2,00,00,260</b>	<b>2,18,16,574</b>	<b>1,22,48,144</b>	<b>52,77,764</b>
				-1,234,990,575	-570,053,780					

\* Inclusive of imports by postal packets referred to Collectors of Customs for assessment.  
 (a) Quantity in number recorded from 1930-31.



No. 18—continued

ARTICLES, AND COUNTRIES OF CONSIGNMENT: ALSO SHARE OF EACH PROVINCE	QUANTITY					VALUE				
	1927-28	1928-29	1929-30	1930-31	1931-32	1927-28	1928-29	1929-30	1930-31	1931-32
<b>Tobacco—continued</b>						R	R	R	R	R
<i>Manufactured—continued</i>										
Tobacco for pipes and cigarettes (L. J)—	Lbs.	Lbs.	Lbs.	Lbs.	Lbs.					
United Kingdom . . . . .	236,215	195,949	199,554	166,672	115,126	14,41,761	12,20,888	12,48,524	9,06,073	7,87,853
Gibraltar . . . . .	..	355	..	..	..	..	2,168	..	..	..
Aden and Dependencies . . . . .	1,234	152	300	2	28	5,865	597	1,552	10	28
Western Australia . . . . .	..	..	18	..	..	..	..	65	..	..
South Australia . . . . .	..	..	29	..	..	..	..	236	..	..
Victoria . . . . .	332	2,075	5,195	9,657	5,700	1,509	9,798	23,668	37,707	27,107
New South Wales . . . . .	..	..	..	..	1	..	..	..	..	6
<i>Australian Commonwealth (Total)</i>	332	2,075	5,237	9,657	5,701	1,509	9,798	23,969	37,797	27,203
Other British Possessions . . . . .	190	368	195	450	231	904	1,089	842	1,039	682
<b>TOTAL BRITISH EMPIRE</b>	<b>237,977</b>	<b>198,894</b>	<b>205,286</b>	<b>176,781</b>	<b>121,086</b>	<b>14,40,539</b>	<b>12,34,540</b>	<b>12,74,887</b>	<b>10,84,010</b>	<b>8,15,766</b>
<b>United States of America—</b>										
<i>Y&amp;A Atlantic Coast</i> . . . . .	15,624	18,065	17,792	12,682	8,226	68,470	79,650	81,628	53,238	38,201
" Pacific " . . . . .	350	..	..	..	..	1,794	..	..	..	..
Other Foreign Countries . . . . .	306	735	176	135	111	1,235	1,245	426	420	248
<b>TOTAL FOREIGN COUNTRIES</b>	<b>16,280</b>	<b>18,800</b>	<b>17,967</b>	<b>12,867</b>	<b>8,347</b>	<b>66,549</b>	<b>80,895</b>	<b>82,054</b>	<b>53,709</b>	<b>38,539</b>
<i>Share of Bengal</i> . . . . .	139,674	122,831	126,452	93,697	76,409	9,71,413	8,46,241	8,53,957	6,41,518	6,11,696
" Bombay " . . . . .	50,707	42,879	44,242	41,937	44,713	2,31,173	1,88,927	1,93,124	1,80,515	66,106
" Sind " . . . . .	21,768	22,916	24,335	24,399	20,941	1,10,666	1,21,604	1,22,651	1,20,455	93,703
" Burma " . . . . .	42,108	29,238	27,724	29,665	17,670	2,02,347	1,58,663	1,57,209	1,46,139	92,800
<b>TOTAL</b>	<b>254,257</b>	<b>217,694</b>	<b>223,253</b>	<b>180,648</b>	<b>129,433</b>	<b>15,16,088</b>	<b>13,15,435</b>	<b>13,56,941</b>	<b>10,88,627</b>	<b>8,54,305</b>
<b>Other sorts (L. J.—</b>	<b>Lbs.</b>	<b>Lbs.</b>	<b>Lbs.</b>	<b>Lbs.</b>	<b>Lbs.</b>					
United Kingdom . . . . .	26,706	24,257	26,954	30,020	40,991	1,41,507	1,18,829	1,31,832	1,51,203	1,95,942
Aden and Dependencies . . . . .	4,655	3,138	1,500	1,318	512	19,623	13,132	7,761	5,768	2,613
Other British Possessions . . . . .	1,506	839	717	382	154	1,199	1,313	924	296	398
<b>TOTAL BRITISH EMPIRE</b>	<b>33,208</b>	<b>28,279</b>	<b>28,971</b>	<b>32,620</b>	<b>41,657</b>	<b>1,62,609</b>	<b>1,33,224</b>	<b>1,40,517</b>	<b>1,58,257</b>	<b>1,98,953</b>
<b>Netherlands</b> . . . . .	..	100	2,082	..	..	..	201	3,022	..	..
<b>Iraq</b> . . . . .	..	..	2	557	10	..	..	1	1,141	23
<b>Egypt</b> . . . . .	14,401	..	..	..	..	14,047	..	..	..	..
<b>Portuguese East Africa</b> . . . . .	..	..	75	360	479	..	..	412	1,040	1,033
<b>United States of America—</b>										
<i>Y&amp;A Atlantic Coast</i> . . . . .	8,631	710	1,977	5,836	3,525	40,176	2,922	6,708	18,796	12,116
" Pacific " . . . . .	180	113	..	..	..	442	160	..	..	..
Other Foreign Countries . . . . .	478	387	134	329	95	749	644	285	512	384
<b>TOTAL FOREIGN COUNTRIES</b>	<b>23,690</b>	<b>1,810</b>	<b>4,120</b>	<b>7,132</b>	<b>4,109</b>	<b>55,414</b>	<b>3,927</b>	<b>10,423</b>	<b>21,439</b>	<b>14,106</b>
<i>Share of Bengal</i> . . . . .	2,194	175	619	6,533	8,310	3,073	309	1,276	20,631	40,254
" Bombay " . . . . .	22,931	10,648	11,844	14,356	23,998	51,473	43,830	53,430	61,513	1,03,858
" Madras " . . . . .	18,738	13,465	20,423	18,104	12,955	95,406	92,482	96,136	53,706	68,941
" Burma " . . . . .	13,035	301	100	709	3	38,066	780	50	2,066	6
<b>TOTAL</b>	<b>56,898</b>	<b>29,559</b>	<b>32,991</b>	<b>39,752</b>	<b>45,766</b>	<b>2,18,023</b>	<b>1,37,251</b>	<b>1,50,940</b>	<b>1,74,646</b>	<b>2,13,059</b>

GENERAL IMPORTS

( 586 )

No. 13—continued

ARTICLES, AND COUNTRIES OF CONSIGNMENT: ALSO SHARE OF EACH PROVINCE	QUANTITY					VALUE				
	1927-28	1928-29	1929-30	1930-31	1931-32	1927-28	1928-29	1929-30	1930-31	1931-32
	Lbs.	Lbs.	Lbs.	Lbs.	Lbs.	R	R	R	R	R
<b>Tobacco—concluded</b>										
<b>Total Tobacco—</b>										
United Kingdom . . . . .	5,863,960	5,187,458	5,510,188	3,056,304	1,498,028	2,55,23,042	2,13,74,516	2,26,40,200	1,29,97,528	61,54,279
Gibraltar . . . . .	7,803	425	3	18	..	4,703	3,623	13	648	1
Malta and Gozo . . . . .	114	100	126	12	..	808	566	1,110	101	4
Aden and Dependencies . . . . .	10,848	6,380	4,879	5,134	8,435	57,808	31,362	27,119	25,575	18,111
Ceylon . . . . .	905	1,269	724	11,551	1,941	1,605	3,087	1,685	65,623	2,307
Straits Settlements (including Labuan) . . . . .	1,452	6,430	3,758	4,555	11,910	1,943	15,703	10,045	6,934	14,296
Hongkong . . . . .	1,544	2,747	29,198	17,388	11,073	7,416	8,644	10,524	25,779	19,030
Natal . . . . .	728	352	197	34	44	1,911	886	349	139	152
Rhodesia . . . . .	..	..	15	..	3,751	..	..	28	..	4,137
Zanzibar and Pemba . . . . .	768	15	9	e	11	1,615	88	21	17	33
Western Australia . . . . .	..	..	13	8	28	4	..	65	87	127
South Australia . . . . .	2	3	68	..	..	6	12	368	..	..
Victoria . . . . .	447	2,075	5,262	9,657	5,722	1,949	9,799	23,941	37,797	27,242
New South Wales . . . . .	15	1	636	..	1	35	12	256	..	6
Queensland . . . . .	84	..	..	..	..	250	..	..	..	..
Australian Commonwealth (Total) . . . . .	548	2,079	6,979	9,665	5,751	2,244	9,823	24,630	37,884	27,375
Fiji Islands . . . . .	..	496	..	..	19	..	8,105	..	..	15
Other British Possessions . . . . .	2,075	149	150	435	251	652	563	532	1,197	1,024
<b>TOTAL BRITISH EMPIRE</b>	<b>5,890,304</b>	<b>5,187,850</b>	<b>5,555,226</b>	<b>3,105,101</b>	<b>1,531,259</b>	<b>2,56,03,541</b>	<b>2,14,52,416</b>	<b>2,27,16,256</b>	<b>1,31,61,420</b>	<b>62,40,314</b>
<b>Foreign Countries</b>										
Denmark . . . . .	30	682	..	238	..	538	2,100	..	432	..
Germany . . . . .	3,034	55,654	2,012	5,625	330	12,216	6,903	8,554	8,229	2,074
Netherlands . . . . .	79,255	16,509	91,559	90,282	58,909	1,45,326	1,15,173	1,46,604	1,57,682	83,841
Belgium . . . . .	1,663	1,228	1,873	5,208	2,877	6,392	4,737	6,118	12,234	8,322
France . . . . .	1,559	226	5	32	12	2,660	685	15	172	133
Spain . . . . .	..	..	72	6	130	..	..	1,831	207	1,067
Italy . . . . .	195	258	150	33	50	1,347	1,169	741	250	299
Greece . . . . .	11	9,946	..	2,304	897	165	4,118	2	6,565	4,349
Turkey, European . . . . .	6	280	..	..	..	80	2,215	..	..	..
Iraq . . . . .	167	252	276	703	42	297	572	530	2,611	151
Sumatra . . . . .	..	868	..	5	1	..	1,274	..	23	3
Siam . . . . .	291	100	11	91	21	1,143	69	14	25	34
Philippine Islands and Guam . . . . .	20,521	17,248	22,555	21,818	146,581	87,581	74,780	87,456	83,594	2,04,262
China (exclusive of Hongkong and Macao) . . . . .	231,489	524	1,920	144,156	203,723	2,24,498	887	10,211	1,86,062	2,61,812
Japan . . . . .	5,177	668	500	794	9,735	19,355	1,541	200	3,253	2,834
Egypt . . . . .	55,636	6,775	14,413	12,561	12,524	1,37,539	56,979	78,002	56,891	67,736
Portuguese East Africa . . . . .	7	97	1,453	2,563	483	29	629	2,041	3,383	1,667
<b>United States of America—</b>										
<b>Via Atlantic Coast</b> . . . . .	<b>3,037,276</b>	<b>6,963,662</b>	<b>4,436,162</b>	<b>1,637,401</b>	<b>2,512,436</b>	<b>28,76,547</b>	<b>57,26,733</b>	<b>39,10,361</b>	<b>14,29,213</b>	<b>25,46,376</b>
" Pacific " . . . . .	530	218	..	..	..	2,236	639	..	..	..
Cuba . . . . .	555	483	..	323	217	7,323	5,657	..	2,835	2,852
Other Foreign Countries . . . . .	319	49	2,423	733	169	1,033	252	1,544	668	823
<b>TOTAL FOREIGN COUNTRIES</b>	<b>4,037,741</b>	<b>6,805,722</b>	<b>4,575,384</b>	<b>1,824,386</b>	<b>2,946,197</b>	<b>35,28,305</b>	<b>60,07,112</b>	<b>42,54,784</b>	<b>19,54,389</b>	<b>31,93,640</b>
<b>States of Bengal</b>										
Bengal . . . . .	3,962,118	5,235,990	4,434,309	1,552,746	1,890,772	1,00,43,339	1,15,28,137	1,20,96,161	53,45,316	39,20,323
" Bombay . . . . .	1,203,838	883,797	988,157	731,339	350,052	63,39,348	36,32,113	41,46,042	29,86,650	14,52,415
" Sind . . . . .	1,064,166	873,365	1,016,359	659,603	320,117	40,90,594	33,33,054	39,60,047	26,11,961	11,54,379
" Madras . . . . .	2,394,121	4,007,928	3,136,316	1,702,543	1,319,333	32,53,063	47,91,477	44,95,366	30,61,053	24,32,740
" Burma . . . . .	1,298,303	993,082	554,969	233,846	96,627	53,45,904	10,74,747	22,73,374	11,10,329	4,43,597
<b>TOTAL</b>	<b>9,928,045</b>	<b>11,994,572</b>	<b>10,130,610</b>	<b>4,929,987</b>	<b>4,477,456</b>	<b>2,01,82,346</b>	<b>2,74,59,523</b>	<b>2,69,70,990</b>	<b>1,51,15,809</b>	<b>94,34,454</b>

No. 13—continued

ARTICLES, AND COUNTRIES OF CONSIGNMENT; ALSO SHARE OF EACH PROVINCE	QUANTITY					VALUE				
	1927-28	1928-29	1929-30	1930-31	1931-32	1927-28	1928-29	1929-30	1930-31	1931-32
						R	R	R	R	R
<b>Tollet requisites (not specified elsewhere) (III. V) —</b>										
United Kingdom . . . . .	—	—	—	—	—	24,32,134	25,88,916	27,90,337	19,86,684	18,13,247
Ceylon . . . . .	—	—	—	—	—	10,146	4,113	94,726	3,395	3,719
Straits Settlements (including Labuan) . . . . .	—	—	—	—	—	19,921	23,022	20,874	14,349	6,141
Hongkong . . . . .	—	—	—	—	—	81,054	92,948	80,578	58,454	35,966
Zanzibar and Pemba . . . . .	—	—	—	—	—	1,110	370	83	5	37,297
Kenya Colony . . . . .	—	—	—	—	—	138	136	1,062	478	623
New Zealand (including Nau- ru and British Samoa) . . . . .	—	—	—	—	—	1,742	12	155	8	..
Other British Possessions . . . . .	—	—	—	—	—	837	780	793	374	1,779
<b>TOTAL BRITISH EMPIRE</b>	—	—	—	—	—	25,47,082	27,10,297	29,88,608	20,08,747	18,98,677
Germany . . . . .	—	—	—	—	—	6,09,893	5,69,745	5,86,992	4,00,224	3,69,081
Netherlands . . . . .	—	—	—	—	—	1,966	3,479	7,587	2,758	2,087
Belgium . . . . .	—	—	—	—	—	27,272	61,075	37,802	39,979	11,065
France . . . . .	—	—	—	—	—	5,62,476	5,92,219	6,66,511	5,53,544	4,02,688
Switzerland . . . . .	—	—	—	—	—	141	11,133	87	1,257	..
Italy . . . . .	—	—	—	—	—	1,97,345	2,10,346	2,17,972	1,37,179	68,960
Austria . . . . .	—	—	—	—	—	21,437	25,966	23,786	23,276	26,071
Czechoslovakia . . . . .	—	—	—	—	—	52,748	61,516	79,568	67,964	63,623
Iraq . . . . .	—	—	—	—	—	1,240	1,964	53	1,311	1,398
Persia . . . . .	—	—	—	—	—	87	2,442	232	7	19
Java . . . . .	—	—	—	—	—	20	466	2,067	..	..
China (exclusive of Hongkong and Macao) . . . . .	—	—	—	—	—	23,194	33,396	36,915	62,574	33,674
Japan . . . . .	—	—	—	—	—	4,02,346	4,40,510	5,94,116	3,32,552	3,39,175
Egypt . . . . .	—	—	—	—	—	136	488	67	27	2,516
United States of America—										
Vid Atlantic Coast . . . . .	—	—	—	—	—	17,81,712	17,26,450	19,13,652	17,43,000	15,33,416
" Pacific " . . . . .	—	—	—	—	—	294	153	61,277	407	19,108
Cuba . . . . .	—	—	—	—	—	..	..	..	..	2,107
Other Foreign Countries . . . . .	—	—	—	—	—	420	974	877	1,013	481
<b>TOTAL FOREIGN COUNTRIES</b>	—	—	—	—	—	36,87,727	37,50,325	42,79,411	33,72,067	28,81,069
Province of Bengal . . . . .	—	—	—	—	—	13,48,526	13,51,755	21,33,738	16,20,310	13,43,531
" Bombay . . . . .	—	—	—	—	—	22,35,193	23,32,721	26,66,701	15,76,700	17,50,401
" Sind . . . . .	—	—	—	—	—	5,58,332	5,54,841	6,33,751	6,24,554	5,88,750
" Madras . . . . .	—	—	—	—	—	5,42,571	6,34,796	7,62,720	6,23,570	4,55,233
" Burma . . . . .	—	—	—	—	—	10,50,173	10,36,709	10,69,061	9,35,180	6,55,726
<b>TOTAL</b>	—	—	—	—	—	62,34,809	64,60,622	72,68,019	53,80,814	47,79,746

GENERAL IMPORTS

( 588 )

No. 13—continued

ARTICLES, AND COUNTRIES OF CONSIGNMENT; ALSO SHARE OF EACH PROVINCE	QUANTITY					VALUE				
	1927-28	1928-29	1929-30	1930-31	1931-32	1927-28	1928-29	1929-30	1930-31	1931-32
						R	R	R	R	R
<b>Toys and requisites for games and sports (in- cluding fishing tackle)—</b>										
<b>Toys (III. V)—</b>										
United Kingdom . . . . .	—	—	—	—	—	6,43,842	7,69,376	7,43,854	5,20,296	4,48,2
Gibraltar . . . . .	—	—	—	—	—	..	..	—	7,158	24
Ceylon . . . . .	—	—	—	—	—	9,472	6,387	7,034	5,928	6,04
Straits Settlements (including Labuan) . . . . .	—	—	—	—	—	5,928	9,981	9,238	9,201	9,30
Hongkong . . . . .	—	—	—	—	—	6,336	1,488	1,051	1,211	84
Cape of Good Hope . . . . .	—	—	—	—	—	..	17	..	..	1,54
Canada—										
<i>Via Atlantic Coast</i> . . . . .	—	—	—	—	—	..	..	..	1,693	5,90
<i>" Pacific "</i> . . . . .	—	—	—	—	—	..	..	..	..	..
Other British Possessions . . . . .	—	—	—	—	—	2,165	2,118	851	1,129	1,22
<b>TOTAL BRITISH EMPIRE</b>	—	—	—	—	—	6,67,238	7,89,317	7,62,028	5,46,616	4,78,58
Norway . . . . .	—	—	—	—	—	1,265	16	..	..	..
Germany . . . . .	—	—	—	—	—	18,92,139	15,50,473	14,16,043	7,03,381	4,64,53
Netherlands . . . . .	—	—	—	—	—	622	54	991	5,050	3,03
Belgium . . . . .	—	—	—	—	—	17,143	12,200	15,214	7,188	4,75
France . . . . .	—	—	—	—	—	42,314	29,323	34,770	32,329	12,71
Italy . . . . .	—	—	—	—	—	3,673	2,856	5,045	2,015	2,12
Austria . . . . .	—	—	—	—	—	11,836	11,234	10,200	1,194	4,27
Hungary . . . . .	—	—	—	—	—	..	3,755	329	323	2,00
Czechoslovakia . . . . .	—	—	—	—	—	11,510	9,689	12,626	1,496	3,05
Albania . . . . .	—	—	—	—	—	..	..	..	1,756	..
China (exclusive of Hongkong and Macao) . . . . .	—	—	—	—	—	960	3,565	2,171	1,717	3,23
Japan . . . . .	—	—	—	—	—	13,32,339	16,21,226	18,64,534	12,76,929	9,33,83
Egypt . . . . .	—	—	—	—	—	49,707	121	150	45	21
United States of America— <i>Via Atlantic Coast</i> . . . . .	—	—	—	—	—	2,72,228	3,18,958	2,77,182	2,10,424	1,44,24
<i>" Pacific "</i> . . . . .	—	—	—	—	—	988	9	935	267	94
Other Foreign Countries . . . . .	—	—	—	—	—	1,027	1,289	1,029	844	1,175
<b>TOTAL FOREIGN COUNTRIES</b>	—	—	—	—	—	31,37,751	35,64,808	36,41,809	22,47,358	15,79,170
Share of Bengal . . . . .	—	—	—	—	—	11,91,172	14,20,420	14,74,421	8,73,186	6,73,941
<i>" Bombay</i> . . . . .	—	—	—	—	—	20,19,420	21,33,327	20,90,013	12,06,743	9,63,415
<i>" Sind</i> . . . . .	—	—	—	—	—	1,87,358	2,78,233	2,41,422	1,70,366	1,67,601
<i>" Madras</i> . . . . .	—	—	—	—	—	2,14,511	2,53,515	3,20,961	2,20,576	1,30,788
<i>" Burma</i> . . . . .	—	—	—	—	—	2,82,528	2,88,630	2,77,929	3,24,203	1,17,005
<b>TOTAL</b>	—	—	—	—	—	38,04,989	48,54,125	44,03,837	27,93,974	20,52,750
<b>Requisites for games and sports (excluding firearms, etc.)—</b>										
Playing cards (III. V)—										
United Kingdom . . . . .	—	—	—	—	—	99,061	84,372	68,627	36,177	1,11,164
Ceylon . . . . .	—	—	—	—	—	2,023	11,598	17	..	1
Straits Settlements (including Labuan) . . . . .	—	—	—	—	—	3,290	7,952	5,255	1,426	518
Hongkong . . . . .	—	—	—	—	—	1,429	1,157	1,317	432	302
Other British Possessions . . . . .	—	—	—	—	—	15	..	6	..	6
<b>TOTAL BRITISH EMPIRE</b>	—	—	—	—	—	1,05,818	1,05,579	95,222	39,035	1,11,986

No. 13—continued

ARTICLES, AND COUNTRIES OF CONSIGNMENT; ALSO SHARE OF EACH PROVINCE	QUANTITY					VALUE				
	1927-28	1928-29	1929-30	1930-31	1931-32	1927-28	1928-29	1929-30	1930-31	1931-32
						R	R	R	R	R
<b>Toys and requisites for games and sports (includ- ing fishing tackle)—con- tinued</b>										
<b>Requisites for games and sports (excluding firearms, etc.)—continued</b>										
<b>Playing cards (III. V)—contd.</b>										
Germany . . . . .	—	—	—	—	—	40,139	41,484	35,245	18,729	6,199
Netherlands . . . . .	—	—	—	—	—	671	20,109	192	20,962	360
Belgium . . . . .	—	—	—	—	—	6,18,210	8,55,249	4,85,619	4,63,774	3,40,150
France . . . . .	—	—	—	—	—	10,331	3,700	3,692	1,400	132
Italy . . . . .	—	—	—	—	—	1,604	95	8	15	2,199
Austria . . . . .	—	—	—	—	—	12,582	2,032	96	..	1,957
Czechoslovakia . . . . .	—	—	—	—	—	10,860	681	254	254	724
China (exclusive of Hongkong and Macao) . . . . .	—	—	—	—	—	1,211	..	127	33	102
Japan . . . . .	—	—	—	—	—	6,639	1,918	5,882	20,025	23,219
<b>United States of America—</b>										
Via Atlantic Coast . . . . .	—	—	—	—	—	6,42,060	6,97,784	5,23,336	6,11,267	4,13,345
Other Foreign Countries . . . . .	—	—	—	—	—	4	6	596	25	97
<b>TOTAL FOREIGN COUNTRIES</b>	—	—	—	—	—	18,44,311	11,23,007	10,10,047	11,36,574	7,93,484
<b>Share of Bengal . . . . .</b>	—	—	—	—	—	4,14,084	2,50,637	3,35,567	3,36,320	2,50,755
" Bombay . . . . .	—	—	—	—	—	4,51,772	3,42,419	3,06,621	3,48,325	2,62,387
" Sind . . . . .	—	—	—	—	—	1,64,702	1,37,456	92,430	99,476	1,10,114
" Madras . . . . .	—	—	—	—	—	2,17,041	2,74,861	2,43,245	2,60,576	2,18,549
" Burma . . . . .	—	—	—	—	—	2,02,530	2,23,213	1,32,406	1,50,092	63,365
<b>TOTAL</b>	—	—	—	—	—	14,50,129	12,28,586	11,05,269	12,24,609	9,05,470
<b>Other sorts (III. V)—</b>										
United Kingdom . . . . .	—	—	—	—	—	7,91,398	7,95,356	6,97,607	6,13,604	5,05,862
Ceylon . . . . .	—	—	—	—	—	783	6,478	1,189	425	208
Straits Settlements (including Labuan) . . . . .	—	—	—	—	—	4,424	2,203	1,778	2,576	3,213
Hongkong . . . . .	—	—	—	—	—	11,102	3,753	2,541	4,302	4,193
Canada—										
Via Atlantic Coast . . . . .	—	—	—	—	—	..	70	1,749	107	20
" Pacific Coast . . . . .	—	—	—	—	—	..	..	..	..	5
Victoria . . . . .	—	—	—	—	—	63	3	50	10	447
New South Wales . . . . .	—	—	—	—	—	716	3,381	10,595	..	343
Queensland . . . . .	—	—	—	—	—	..	..	4	..	50
<b>Australian Commonwealth   (Total)</b>	—	—	—	—	—	778	3,384	10,649	10	840
Other British Possessions . . . . .	—	—	—	—	—	194	191	400	197	108
<b>TOTAL BRITISH EMPIRE</b>	—	—	—	—	—	8,08,680	8,11,480	7,16,113	6,21,221	5,14,449
Sweden . . . . .	—	—	—	—	—	..	..	959	540	1,655
Norway . . . . .	—	—	—	—	—	1,67,270	1,14,577	1,16,482	98,769	96,781
Germany . . . . .	—	—	—	—	—	73,190	80,244	76,368	1,06,721	72,474
Netherlands . . . . .	—	—	—	—	—	9,064	5,597	6,109	5,204	3,431
Belgium . . . . .	—	—	—	—	—	3,349	4,255	1,319	302	215
France . . . . .	—	—	—	—	—	4,945	6,537	7,123	8,032	6,120
Italy . . . . .	—	—	—	—	—	6,015	5,108	2,058	2,911	1,489
Austria . . . . .	—	—	—	—	—	82	..	102	1,433	2,610
China (exclusive of Hongkong and Macao) . . . . .	—	—	—	—	—	1,935	1,005	2,335	2,544	3,301
Japan . . . . .	—	—	—	—	—	15,906	24,424	13,903	11,270	3,642
<b>United States of America—</b>										
Via Atlantic Coast . . . . .	—	—	—	—	—	35,452	31,954	30,896	33,193	33,591
" Pacific " . . . . .	—	—	—	—	—	6	316	..	66	135
Other Foreign Countries . . . . .	—	—	—	—	—	985	920	1,255	401	1,333
<b>TOTAL FOREIGN COUNTRIES</b>	—	—	—	—	—	3,13,149	2,74,937	2,53,934	2,66,436	2,31,677

GENERAL IMPORTS

( 590 )

No. 13—continued

ARTICLES, AND COUNTRIES OF CONSIGNMENT; ALSO SHARE OF EACH PROVINCE	QUANTITY					VALUE				
	1927-28	1928-29	1929-30	1930-31	1931-32	1927-28	1928-29	1929-30	1930-31	1931-32
						R	R	R	R	R
Toys and requisites for games and sports (including fishing tackle)—concluded										
Requisites for games and sports (excluding firearms, etc.)—concluded										
Other sorts (III. V)—continued										
Share of Bengal . . . . .	—	—	—	—	—	4,74,481	4,00,311	4,02,473	3,40,243	2,94,029
" Bombay . . . . .	—	—	—	—	—	2,68,328	2,95,576	2,63,598	2,63,791	2,19,365
" Sind . . . . .	—	—	—	—	—	1,47,787	1,31,952	1,31,301	1,24,894	1,13,934
" Madras . . . . .	—	—	—	—	—	73,822	84,699	78,137	64,038	38,847
" Burma . . . . .	—	—	—	—	—	1,62,411	1,73,429	1,00,533	94,842	79,731
<b>TOTAL</b>	—	—	—	—	—	11,26,829	10,86,867	9,75,047	8,87,657	7,46,126
Total value of toys and requisites for games and sports (including fishing tackle)—										
United Kingdom . . . . .	—	—	—	—	—	15,33,801	16,49,504	15,30,238	12,20,077	10,65,290
Gibraltar . . . . .	—	—	—	—	—	..	..	..	7,158	240
Ceylon . . . . .	—	—	—	—	—	12,278	24,408	8,240	6,358	6,301
Straits Settlements (including Labuan) . . . . .	—	—	—	—	—	13,637	20,136	16,271	13,208	13,698
Hongkong . . . . .	—	—	—	—	—	18,867	6,398	4,909	5,945	5,379
Cape of Good Hope . . . . .	—	—	—	—	—	20	17	..	..	1,585
Canada—										
Fid Atlantic Coast . . . . .	—	—	—	—	—	960	487	1,749	1,800	5,089
" Pacific " . . . . .	—	—	—	—	—	..	..	..	..	12
Western Australia . . . . .	—	—	—	—	—	57	..	16	7	28
South Australia (including Northern Territory) . . . . .	—	—	—	—	—	12	32	69	48	1
Victoria . . . . .	—	—	—	—	—	542	644	300	409	827
New South Wales . . . . .	—	—	—	—	—	924	6,325	10,787	211	426
Queensland . . . . .	—	—	—	—	—	118	15	91	38	103
Australian Commonwealth (Total) . . . . .	—	—	—	—	—	1,653	7,016	11,563	713	1,330
Other British Possessions . . . . .	—	—	—	—	—	520	1,010	643	623	796
<b>TOTAL BRITISH EMPIRE</b>	—	—	—	—	—	15,81,736	17,06,326	15,79,368	12,55,872	11,00,015
Sweden . . . . .	—	—	—	—	—	57	53	1,085	533	1,699
Norway . . . . .	—	—	—	—	—	1,68,535	1,14,598	1,16,482	93,769	96,731
Germany . . . . .	—	—	—	—	—	15,05,468	16,72,201	15,27,651	8,29,281	5,48,212
Netherlands . . . . .	—	—	—	—	—	10,357	95,760	7,392	31,216	6,829
Belgium . . . . .	—	—	—	—	—	6,38,702	3,71,793	4,52,152	4,71,214	3,45,133
France . . . . .	—	—	—	—	—	57,590	39,550	45,585	41,851	18,968
Italy . . . . .	—	—	—	—	—	11,293	8,059	7,111	4,041	5,760
Austria [C. . . . .	—	—	—	—	—	24,500	13,266	10,488	2,677	3,844
Hungary . . . . .	—	—	—	—	—	..	3,755	1,719	323	2,370
Czechoslovakia . . . . .	—	—	—	—	—	22,578	10,730	12,830	1,808	4,059
Albania . . . . .	—	—	—	—	—	..	..	..	1,756	..
China (exclusive of Hongkong and Macao) . . . . .	—	—	—	—	—	4,106	4,570	4,633	4,294	6,634
Japan . . . . .	—	—	—	—	—	13,54,334	16,47,568	13,84,319	13,10,224	9,65,891
Egypt . . . . .	—	—	—	—	—	49,707	121	195	56	26
United States of America—										
Fid Atlantic Coast . . . . .	—	—	—	—	—	9,49,740	10,48,646	8,36,414	8,54,884	5,06,183
" Pacific " . . . . .	—	—	—	—	—	994	325	935	358	230
Other Foreign Countries . . . . .	—	—	—	—	—	1,701	1,752	1,849	1,158	1,972
<b>TOTAL FOREIGN COUNTRIES</b>	—	—	—	—	—	48,00,211	49,62,752	49,10,790	36,50,368	26,04,381
Share of Bengal . . . . .	—	—	—	—	—	19,89,737	20,71,368	22,02,466	15,49,658	12,18,725
" Bombay . . . . .	—	—	—	—	—	27,39,520	27,71,622	26,59,232	18,17,869	14,45,687
" Sind . . . . .	—	—	—	—	—	4,99,847	5,47,697	4,65,163	3,94,436	3,91,849
" Madras . . . . .	—	—	—	—	—	5,05,374	6,13,076	6,47,343	5,45,240	3,88,184
" Burma . . . . .	—	—	—	—	—	6,47,469	6,65,322	5,09,359	5,99,047	2,60,101
<b>TOTAL</b>	—	—	—	—	—	63,81,947	66,69,078	64,84,158	49,06,240	37,04,346

No. 13—continued

ARTICLES, AND COUNTRIES OF CONSIGNMENT; ALSO SHARE OF EACH PROVINCE	QUANTITY					VALUE				
	1927-28	1928-29	1929-30	1930-31	1931-32	1927-28	1928-29	1929-30	1930-31	1931-32
	No.	No.	No.	No.	No.	R	R	R	R	R
<b>Umbrellas and Umbrella Stings—</b>										
<i>Umbrellas, complete, in- cluding Parasols and Sunshades (III. F)—</i>										
United Kingdom . . . . .	173,000	211,031	92,365	40,119	38,599	5,26,140	6,10,891	2,55,807	1,15,933	95,386
Ceylon . . . . .	18,465	12,868	16,247	15,556	11,012	48,188	38,515	45,364	42,303	24,006
Straits Settlements (includ- ing Labuan) . . . . .	3,207	2,648	5,140	1,053	1,063	9,523	8,022	8,085	3,278	1,946
Federated Malay States . . . . .	30	..	..	480	247	84	..	..	1,064	500
Other British Possessions . . . . .	376	978	306	1,300	837	338	1,043	234	1,740	739
<b>TOTAL BRITISH EMPIRE</b>	<b>190,078</b>	<b>237,520</b>	<b>113,958</b>	<b>59,108</b>	<b>51,758</b>	<b>5,79,278</b>	<b>6,58,471</b>	<b>3,08,990</b>	<b>1,64,318</b>	<b>1,22,577</b>
Germany . . . . .	14,353	1,097	4,454	476	41	22,583	3,226	7,559	1,174	172
Netherlands . . . . .	229	2,093	2,348	1,110	906	838	5,840	4,763	2,967	2,642
Belgium . . . . .	594	48	3,006	1,730	1,200	1,511	101	7,029	3,500	1,426
France . . . . .	11,162	14,088	17,865	14,108	17,122	32,344	45,790	49,894	34,715	37,089
Switzerland . . . . .	7,344	1,500	6,756	4,550	..	21,746	4,248	16,954	10,668	..
Italy . . . . .	2,285	9,684	1,623	1,028	3,025	8,104	28,225	3,660	2,466	5,512
Austria . . . . .	411	..	108	78	..	1,173	..	592	1,223	..
China (exclusive of Hong- kong and Macao) . . . . .	656	157	74	698	2,884	401	399	525	512	1,280
Japan . . . . .	66,301	8,747	14,070	4,828	14,802	38,150	17,521	22,919	9,710	11,865
United States of America— Via Atlantic Coast . . . . .	72	22	445	619	10	444	741	2,542	797	331
Other Foreign Countries . . . . .	51	245	128	115	167	167	666	460	285	448
<b>TOTAL FOREIGN COUNTRIES</b>	<b>103,958</b>	<b>37,681</b>	<b>50,856</b>	<b>29,940</b>	<b>40,247</b>	<b>1,27,411</b>	<b>1,06,767</b>	<b>1,16,897</b>	<b>68,096</b>	<b>61,665</b>
Share of Bengal . . . . .	44,439	79,415	35,704	4,537	4,726	97,886	1,89,355	77,627	14,746	9,241
" Bombay . . . . .	59,197	71,031	64,870	35,243	33,779	1,37,303	2,34,988	1,54,252	92,932	57,233
" Sind . . . . .	2,094	1,699	3,335	1,988	707	6,958	6,081	9,929	5,256	2,582
" Madras . . . . .	32,394	33,650	40,172	26,332	17,529	96,836	93,208	98,629	66,948	36,468
" Burma . . . . .	155,912	79,406	30,263	20,947	35,264	3,17,706	2,42,496	85,460	52,532	73,718
<b>TOTAL</b>	<b>204,636</b>	<b>265,201</b>	<b>164,344</b>	<b>89,048</b>	<b>92,005</b>	<b>7,06,689</b>	<b>7,65,228</b>	<b>4,25,837</b>	<b>2,32,414</b>	<b>1,84,242</b>
<b>Umbrella Stings (III. F)—</b>										
United Kingdom . . . . .	—	—	—	—	—	10,98,814	9,50,997	8,68,013	4,56,831	5,04,337
Hongkong . . . . .	—	—	—	—	—	..	..	1,618	..	526
Other British Possessions . . . . .	—	—	—	—	—	898	551	..	..	454
<b>TOTAL BRITISH EMPIRE</b>	<b>—</b>	<b>—</b>	<b>—</b>	<b>—</b>	<b>—</b>	<b>10,99,712</b>	<b>9,51,548</b>	<b>8,69,631</b>	<b>4,56,831</b>	<b>5,05,317</b>
Germany . . . . .	—	—	—	—	—	27,15,291	26,76,488	19,69,120	14,34,916	11,17,551
Netherlands . . . . .	—	—	—	—	—	16,723	75	33	..	..
Belgium . . . . .	—	—	—	—	—	71,612	57,685	29,894	19,034	2,342
France . . . . .	—	—	—	—	—	23,029	19,823	46,209	31,682	40,076
Italy . . . . .	—	—	—	—	—	2,638	22,005	1,765	58,957	1,51,819
Austria . . . . .	—	—	—	—	—	1,115	9,558	591	2,345	1,938
Czechoslovakia . . . . .	—	—	—	—	—	..	11,251	5,890	..	1,048
Greece . . . . .	—	—	—	—	—	3,939	3,808	..	..	..
China (exclusive of Hongkong and Macao) . . . . .	—	—	—	—	—	6,629	95,688	3,196	1,098	34,399
Japan . . . . .	—	—	—	—	—	15,88,935	10,97,915	10,14,504	6,59,152	9,75,851
United States of America— Via Atlantic Coast . . . . .	—	—	—	—	—	1,582	1,371	..	11,380	2,481
Other Foreign Countries . . . . .	—	—	—	—	—	..	848	..	865	..
<b>TOTAL FOREIGN COUNTRIES</b>	<b>—</b>	<b>—</b>	<b>—</b>	<b>—</b>	<b>—</b>	<b>44,31,448</b>	<b>40,02,465</b>	<b>30,70,702</b>	<b>24,19,279</b>	<b>23,26,919</b>
Share of Bengal . . . . .	—	—	—	—	—	32,38,418	26,99,355	20,31,000	15,30,227	18,44,976
" Bombay . . . . .	—	—	—	—	—	10,53,592	13,36,087	10,06,098	6,24,683	5,96,174
" Sind . . . . .	—	—	—	—	—	2	25	17	10	31
" Madras . . . . .	—	—	—	—	—	2,33,435	1,79,470	1,58,903	1,33,716	1,49,798
" Burma . . . . .	—	—	—	—	—	10,05,543	7,39,576	6,94,315	4,97,474	3,41,239
<b>TOTAL</b>	<b>—</b>	<b>—</b>	<b>—</b>	<b>—</b>	<b>—</b>	<b>55,31,160</b>	<b>49,54,013</b>	<b>39,40,333</b>	<b>28,76,110</b>	<b>28,32,236</b>

GENERAL IMPORTS

No. 18—continued

ARTICLES, AND COUNTRIES OF CONSIGNMENT; ALSO SHARE OF EACH PROVINCE	QUANTITY					VALUE				
	1927-28	1928-29	1929-30	1930-31	1931-32	1927-28	1928-29	1929-30	1930-31	1931-32
<b>Umbrellas and Umbrella fittings—continued</b>						R	R	R	R	R
<i>Total value of Umbrellas and Umbrella fittings—</i>										
United Kingdom . . . . .	—	—	—	—	—	16,24,054	15,61,888	11,23,320	5,72,764	5,99,723
Ceylon . . . . .	—	—	—	—	—	43,192	38,540	46,364	42,303	24,006
Straits Settlements (including Labuan) . . . . .	—	—	—	—	—	9,528	8,072	8,085	3,278	2,400
Federated Malay States . . . . .	—	—	—	—	—	84	..	..	1,064	500
Hongkong] . . . . .	—	—	—	—	—	1,077	817	1,321	862	1,109
Other British Possessions . . . . .	—	—	—	—	—	155	702	21	878	156
<b>TOTAL BRITISH EMPIRE</b>	—	—	—	—	—	16,78,990	16,10,019	11,78,621	6,21,149	6,27,894
Germany . . . . .	—	—	—	—	—	27,87,824	26,79,664	19,76,679	14,36,090	11,17,723
Netherlands . . . . .	—	—	—	—	—	17,566	5,915	4,796	2,907	2,642
Belgium . . . . .	—	—	—	—	—	73,123	57,786	36,923	22,624	3,768
France . . . . .	—	—	—	—	—	55,373	65,613	96,103	66,347	78,015
Switzerland . . . . .	—	—	—	—	—	21,740	4,248	16,954	11,533	..
Italy . . . . .	—	—	—	—	—	10,742	56,230	5,425	61,353	1,56,830
Austria . . . . .	—	—	—	—	—	2,283	9,553	1,133	3,568	1,933
Czechoslovakia . . . . .	—	—	—	—	—	3,939	11,251	5,390	..	1,043
Greece . . . . .	—	—	—	—	—	..	3,303	..	..	..
China (exclusive of Hongkong and Macao) . . . . .	—	—	—	—	—	7,030	96,037	3,721	1,610	35,649
Japan . . . . .	—	—	—	—	—	16,27,085	11,15,436	10,37,423	8,68,871	9,87,716
United States of America— Via Atlantic Coast . . . . .	—	—	—	—	—	1,976	2,112	2,542	12,177	2,812
Other Foreign Countries . . . . .	—	—	—	—	—	167	1,514	460	235	443
<b>TOTAL FOREIGN COUNTRIES</b>	—	—	—	—	—	45,58,859	41,09,222	31,87,599	24,37,375	23,88,534
Share of Bengal . . . . .	—	—	—	—	—	33,36,374	22,89,210	21,53,627	16,04,973	18,54,217
“ Bombay . . . . .	—	—	—	—	—	12,40,895	16,69,175	11,60,350	7,17,515	6,53,407
“ Sind . . . . .	—	—	—	—	—	6,960	6,196	9,946	5,266	2,613
“ Madras . . . . .	—	—	—	—	—	3,30,271	2,72,673	2,57,532	2,30,664	1,86,284
“ Burma . . . . .	—	—	—	—	—	13,23,349	9,32,072	7,79,765	5,50,006	3,19,977
<b>TOTAL</b>	—	—	—	—	—	62,37,849	57,19,241	43,66,220	31,03,524	30,16,478
<b>Vehicles, excluding locomotives, etc., for railways—</b>										
<i>Carriages and carts not mechanically propelled and parts thereof (excluding railway carriages, trucks, etc.)—</i>										
<i>Carriages and carts not mechanically propelled (excluding railway carriages, trucks, etc.) (III P)—</i>	No.	No.	No.	No.	No.					
United Kingdom . . . . .	1,355	899	1,090	473	199	2,55,517	1,66,762	1,84,553	2,13,071	22,123
Ceylon . . . . .	5	6	4	3	3	717	1,147	377	160	100
Straits Settlements (including Labuan) . . . . .	37	10	3	11	135	4,507	807	617	1,651	24,170
Hongkong . . . . .	..	..	..	..	112	..	..	..	..	13,440
Other British Possessions . . . . .	..	..	1	..	..	..	..	286	..	..
<b>TOTAL BRITISH EMPIRE</b>	1,397	915	1,098	497	499	2,60,741	1,68,716	1,85,833	2,14,822	59,833



No. 19—continued

ARTICLES, AND COUNTRIES OF CONSIGNMENT: ALSO SHARE OF EACH PROVINCE	QUANTITY					VALUE				
	1927-28	1928-29	1929-30	1930-31	1931-32	1927-28	1928-29	1929-30	1930-31	1931-32
Vehicles, excluding locomotives, etc., for railways— <i>continued</i>						R	R	R	R	R
Carriages and carts not mechanically propelled and parts thereof (excluding railway carriages, trucks, etc.)— <i>continued</i>										
Carriages and carts not mechanically propelled (excluding railway carriages, trucks, etc.) (III. P)— <i>continued</i>	No.	No.	No.	No.	No.					
Sweden	25	83	..	..	..	1,844	6,206	..	..	..
Germany	364	733	339	220	345	34,082	98,862	95,028	27,274	22,690
Netherlands	60	1	..	97	6	3,946	255	..	5,981	488
Belgium	30	50	65	76	12	10,767	10,331	21,670	9,602	2,255
France	..	..	83	22	4	..	..	16,235	5,016	1,600
Switzerland	5	..	..	..	..	19,567	..	..	..	..
Iraq	..	87	..	..	..	..	2,242	..	..	..
China (exclusive of Hong-kong and Macao)	..	..	..	1	106	400	..	..	175	24,847
Japan	2,155	3,118	2,017	2,344	2,011	3,27,819	4,33,495	2,79,506	2,97,029	2,43,514
United States of America— <i>Via Atlantic Coast</i>	613	68	55	188	216	1,08,057	22,703	17,800	10,184	67,056
Other Foreign Countries	..	..	8	1	1	190	353	510	25	30
TOTAL FOREIGN COUNTRIES	2,252	4,146	2,567	2,949	2,791	5,06,672	5,69,037	4,30,709	3,55,236	3,62,475
Share of Bengal	1,416	1,095	1,327	535	650	2,46,304	1,71,550	1,97,391	1,45,554	1,25,449
" Bombay	434	342	491	261	255	96,664	99,798	89,362	96,049	15,376
" Sind	166	407	46	130	32	35,970	26,431	7,110	16,292	17,486
" Madras	178	341	233	147	77	34,297	43,086	92,069	15,692	1,494
" Burma	2,455	2,876	1,638	2,353	2,336	3,53,078	3,97,391	2,34,710	2,96,921	2,62,003
Protected	1,403	1,163	838	505	421	1,52,000	1,60,323	84,055	52,287	89,342
Not protected	3,246	3,898	2,327	2,931	2,869	6,15,413	5,77,430	5,32,487	5,17,831	3,32,966
TOTAL	4,649	5,061	3,665	3,436	3,290	7,67,413	7,37,763	6,16,542	5,70,118	4,22,308
Parts of carriages and carts (excluding rubber tyres) (III. P)—										
United Kingdom	..	..	..	..	..	4,25,540	3,48,340	3,25,604	2,16,299	1,84,997
Straits Settlements (including Labuan)	..	..	..	..	..	3,609	155	1,682	230	305
Hong Kong	..	..	..	..	..	1,515	..	..	..	523
Transvaal	..	..	..	..	..	..	5,913	..	..	..
Canada— <i>Via Atlantic Coast</i>	..	..	..	..	..	..	..	..	1,547	..
Other British Possessions	..	..	..	..	..	341	15	676	147	156
TOTAL BRITISH EMPIRE	..	..	..	..	..	4,31,005	3,54,923	3,27,962	2,18,228	1,85,986
Sweden	..	..	..	..	..	..	..	..	8,094	2,519
Germany	..	..	..	..	..	88,966	1,11,693	1,25,501	91,871	58,552
Netherlands	..	..	..	..	..	5,268	6,572	4,723	609	1,440
Belgium	..	..	..	..	..	44,568	1,12,423	70,428	23,650	9,757
France	..	..	..	..	..	7,089	7,102	2,731	4,166	5,893
Switzerland	..	..	..	..	..	2,343	..	..	..	..
Japan	..	..	..	..	..	57,190	44,340	31,535	32,366	29,964
United States of America— <i>Via Atlantic Coast</i>	..	..	..	..	..	82,190	28,156	12,541	15,382	12,131
" Pacific	..	..	..	..	..	150	..	..	291	3,049
Other Foreign Countries	..	..	..	..	..	73	20	..	333	326
TOTAL FOREIGN COUNTRIES	..	..	..	..	..	2,32,337	3,10,309	2,47,459	1,75,107	1,19,631
Share of Bengal	..	..	..	..	..	3,15,640	3,40,611	3,35,878	2,05,337	1,32,391
" Bombay	..	..	..	..	..	1,10,337	82,537	64,555	53,549	53,204
" Sind	..	..	..	..	..	87,482	45,468	32,917	29,319	27,776
" Madras	..	..	..	..	..	44,569	97,904	85,734	58,167	35,551
" Burma	..	..	..	..	..	1,05,344	98,712	67,137	46,474	55,095
Protected	..	..	..	..	..	2,85,490	2,96,910	2,44,005	1,71,126	1,37,134
Not protected	..	..	..	..	..	3,78,352	3,68,323	3,31,415	2,22,204	1,67,493
TOTAL	..	..	..	..	..	6,68,342	6,65,232	5,75,421	3,93,330	3,04,617

GENERAL IMPORTS

( 594 )

No. 13—continued

ARTICLES, AND COUNTRIES OF CONSIGNMENT; ALSO SHARE OF EACH PROVINCE	QUANTITY					VALUE				
	1927-28	1928-29	1929-30	1930-31	1931-32	1927-28	1928-29	1929-30	1930-31	1931-32
<b>Vehicles, excluding locomotives, etc., for railways—continued</b>						R	R	R	R	R
<b>Carriages and carts not mechanically propelled and parts thereof (excluding railway carriages, trucks, etc.)—continued</b>										
Perambulators and children's go-carts (III. P)—	No.	No.	No.	No.	No.					
United Kingdom . . . . .	7,228	9,599	7,544	5,081	5,860	2,18,107	2,77,757	2,28,534	1,81,246	1,86,851
Ceylon . . . . .	11	20	14	7	53	525	1,093	375	818	193
Other British Possessions	92	30	5	22	18	1,170	444	180	289	171
<b>TOTAL BRITISH EMPIRE</b>	<b>7,331</b>	<b>9,639</b>	<b>7,563</b>	<b>5,110</b>	<b>5,926</b>	<b>2,19,802</b>	<b>2,79,294</b>	<b>2,24,039</b>	<b>1,81,798</b>	<b>1,86,220</b>
Germany . . . . .	113	176	40	73	16	2,707	2,104	2,022	1,532	417
France . . . . .	5	..	3	53	1	169	..	135	1,336	10
Japan . . . . .	6	3	..	..	121	187	77	..	..	1,033
United States of America— Via Atlantic Coast . . . . .	115	14	41	25	4	3,719	480	796	340	218
" Pacific " . . . . .	..	..	..	..	2	..	..	..	..	96
Other Foreign Countries . . . . .	13	17	14	12	5	562	1,038	311	314	90
<b>TOTAL FOREIGN COUNTRIES</b>	<b>252</b>	<b>210</b>	<b>98</b>	<b>163</b>	<b>149</b>	<b>7,344</b>	<b>3,679</b>	<b>3,264</b>	<b>3,522</b>	<b>1,864</b>
Share of Bengal . . . . .	1,791	2,399	1,803	1,013	1,530	49,975	67,678	53,085	33,449	33,446
" Bombay . . . . .	3,227	4,294	2,937	1,532	2,240	95,528	1,22,155	90,417	41,857	53,386
" Sind . . . . .	1,551	1,581	1,339	724	631	52,149	54,229	43,371	21,733	15,634
" Madras . . . . .	654	772	844	632	913	19,932	22,016	22,534	15,310	20,923
" Burma . . . . .	360	303	738	723	761	9,504	16,395	17,396	17,766	14,641
<b>TOTAL</b>	<b>7,533</b>	<b>9,349</b>	<b>7,661</b>	<b>5,273</b>	<b>6,075</b>	<b>2,27,146</b>	<b>2,32,973</b>	<b>2,27,303</b>	<b>1,35,320</b>	<b>1,38,034</b>
<b>Parts of perambulators and children's go-carts (III. P)—</b>										
United Kingdom . . . . .	—	—	—	—	—	5,839	4,677	9,684	12,435	31,299
Kenya Colony . . . . .	—	—	—	—	—	..	..	..	..	4,470
Other British Possessions . . . . .	—	—	—	—	—	30	..	..	..	..
<b>TOTAL BRITISH EMPIRE</b>	<b>—</b>	<b>—</b>	<b>—</b>	<b>—</b>	<b>—</b>	<b>5,869</b>	<b>4,677</b>	<b>9,684</b>	<b>12,435</b>	<b>35,769</b>
<b>TOTAL FOREIGN COUNTRIES</b>	<b>—</b>	<b>—</b>	<b>—</b>	<b>—</b>	<b>—</b>	<b>31</b>	<b>900</b>	<b>93</b>	<b>723</b>	<b>155</b>
Share of Bengal . . . . .	—	—	—	—	—	529	436	444	1,033	1,315
" Bombay . . . . .	—	—	—	—	—	1,371	3,594	3,381	2,099	9,063
" Sind . . . . .	—	—	—	—	—	1,649	1,407	5,472	9,998	25,330
" Madras . . . . .	—	—	—	—	—	578	..	..	30	..
" Burma . . . . .	—	—	—	—	—	1,773	100	131	..	216
<b>TOTAL</b>	<b>—</b>	<b>—</b>	<b>—</b>	<b>—</b>	<b>—</b>	<b>5,900</b>	<b>5,637</b>	<b>9,777</b>	<b>13,158</b>	<b>35,924</b>
<b>Total value of carriages and carts not mechanically propelled and parts thereof (excluding railway carriages, trucks, etc.)—</b>										
United Kingdom . . . . .	—	—	—	—	—	9,05,003	7,98,086	7,43,375	5,73,051	3,74,270
Ceylon . . . . .	—	—	—	—	—	1,613	2,255	1,278	603	454
Straits Settlements (including Labuan) . . . . .	—	—	—	—	—	8,453	1,323	2,404	2,100	24,601
Hongkong . . . . .	—	—	—	—	—	1,535	..	..	..	13,968
Transvaal . . . . .	—	—	—	—	—	..	5,913	..	..	..
Kenya Colony . . . . .	—	—	—	—	—	13	..	50	..	4,515
Canada— Via Atlantic Coast . . . . .	—	—	—	—	—	..	..	283	1,547	..
Other British Possessions . . . . .	—	—	—	—	—	795	83	125	37	..
<b>TOTAL BRITISH EMPIRE</b>	<b>—</b>	<b>—</b>	<b>—</b>	<b>—</b>	<b>—</b>	<b>9,17,417</b>	<b>8,07,610</b>	<b>7,47,518</b>	<b>5,77,338</b>	<b>4,17,808</b>

No. 13—continued

ARTICLES, AND COUNTRIES OF CONSIGNMENT; ALSO SHARE OF EACH PROVINCE	QUANTITY					VALUE				
	1927-28	1928-29	1929-30	1930-31	1931-32	1927-28	1928-29	1929-30	1930-31	1931-32
<b>Vehicles, excluding locomotives, etc., for railways—continued</b>						R	R	R	R	R
<i>Carriages and carts not mechanically propelled and parts thereof (excluding railway carriages, trucks, etc.)—concluded</i>										
<i>Total value of carriages and carts not mechanically propelled and parts thereof (excluding railway carriages, trucks, etc.)—continued</i>										
Sweden . . . . .	—	—	—	—	—	1,844	6,298	101	8,034	3,519
Germany . . . . .	—	—	—	—	—	1,20,786	2,07,149	2,22,551	1,20,821	76,813
Netherlands . . . . .	—	—	—	—	—	9,824	7,709	4,731	7,119	1,923
Belgium . . . . .	—	—	—	—	—	55,355	1,22,757	91,998	31,652	12,012
France . . . . .	—	—	—	—	—	7,252	7,503	19,182	10,618	7,503
Switzerland . . . . .	—	—	—	—	—	21,910	..	..	..	..
Iraq . . . . .	—	—	—	—	—	..	2,317	20	15	..
China (exclusive of Hongkong and Macao) . . . . .	—	—	—	—	—	..	..	25	195	24,897
Japan . . . . .	—	—	—	—	—	3,85,196	4,79,212	3,11,233	3,29,658	2,74,512
United States of America—										
<i>Via Atlantic Coast.</i> . . . .	—	—	—	—	—	1,43,966	51,644	31,137	25,906	79,405
<i>" Pacific "</i> . . . . .	—	—	—	—	—	150	..	..	291	3,145
Other Foreign Countries . . . . .	—	—	—	—	—	1,095	398	547	379	396
<b>TOTAL FOREIGN COUNTRIES</b>	—	—	—	—	—	7,46,884	8,69,985	6,81,625	5,34,569	4,83,125
<i>Share of Bengal . . . . .</i>	—	—	—	—	—	6,12,948	5,80,375	5,56,598	3,90,383	2,93,101
<i>" Bombay . . . . .</i>	—	—	—	—	—	3,04,398	3,08,173	2,47,915	1,93,154	1,31,628
<i>" Sind . . . . .</i>	—	—	—	—	—	1,77,320	1,26,555	89,369	77,815	36,376
<i>" Madras . . . . .</i>	—	—	—	—	—	99,456	1,62,936	2,05,737	89,383	58,073
<i>" Burma . . . . .</i>	—	—	—	—	—	4,70,299	5,13,601	2,99,424	3,61,161	3,31,965
<b>TOTAL</b>	—	—	—	—	—	16,64,301	16,91,595	14,29,043	11,11,926	9,00,933
<b>Cycles, (other than motor cycles) and parts thereof and accessories—</b>										
<i>Cycles imported entire or in sections (III. P)—</i>	No.	No.	No.	No.	No.					
United Kingdom . . . . .	136,075	161,021	140,138	49,270	46,780	61,61,222	67,46,016	58,82,205	20,21,237	16,98,348
Ceylon . . . . .	51	50	35	21	27	1,870	1,408	1,180	1,000	1,035
Straits Settlements (including Labuan) . . . . .	150	155	25	18	15	3,334	5,078	852	716	575
Other British Possessions . . . . .	11	10	5	..	4	1,346	307	320	..	142
<b>TOTAL BRITISH EMPIRE</b>	136,387	161,236	140,203	41,309	46,826	61,68,418	67,53,499	58,56,464	20,22,958	17,00,100
Sweden . . . . .	8	4	16	14	5	831	453	2,144	1,328	614
Germany . . . . .	1,287	1,167	272	2,198	1,163	57,960	56,537	13,072	69,305	36,317
Belgium . . . . .	59	12	6	..	..	3,958	627	263	..	..
France . . . . .	421	844	1,192	682	366	19,227	40,927	45,553	24,324	12,058
Italy . . . . .	1	1	9	4	1	100	72	1,937	421	20
China (exclusive of Hongkong and Macao) . . . . .	16	7	10	8	43	1,070	397	400	220	243
Japan . . . . .	26	130	324	1,190	1,253	1,178	4,302	11,877	25,222	22,553
United States of America—										
<i>Via Atlantic Coast.</i> . . . .	38	18	9	61	3	1,126	1,267	897	4,700	215
<i>" Pacific "</i> . . . . .	..	..	..	1	..	..	..	..	40	..
Other Foreign Countries . . . . .	40	13	19	5	7	1,909	673	481	245	360
<b>TOTAL FOREIGN COUNTRIES</b>	1,896	2,196	1,849	4,163	2,846	87,199	1,05,255	79,075	1,25,825	73,080

ARTICLES, AND COUNTRIES OF CONSIGNMENT; ALSO SHARE OF EACH PROVINCE	QUANTITY					VALUE				
	1927-28	1928-29	1929-30	1930-31	1931-32	1927-28	1928-29	1929-30	1930-31	1931-32
<b>Vehicles, excluding locomotives, etc., for railways—continued</b>						R	R	R	R	R
<b>Cycles (other than motor cycles) and parts thereof and accessories—continued</b>										
Cycles imported entire or in sections (III. P)—continued	No.	No.	No.	No.	No.					
Share of Bengal	55,734	60,287	56,391	18,339	15,024	28,88,198	27,89,325	23,72,551	7,16,669	5,40,508
" Bombay	37,113	46,861	37,096	11,912	15,558	14,14,393	16,88,416	14,66,799	4,48,714	5,09,450
" Sind	22,593	28,840	26,647	10,710	11,277	9,89,183	13,01,919	10,78,243	4,14,068	4,09,552
" Madras	14,317	18,367	16,251	8,507	5,210	5,85,566	6,76,830	6,30,448	3,26,536	1,68,841
" Burma	9,026	9,087	5,687	4,004	2,803	3,78,277	4,02,174	3,64,098	2,42,696	1,44,638
<b>TOTAL</b>	<b>138,783</b>	<b>163,432</b>	<b>142,063</b>	<b>53,472</b>	<b>49,872</b>	<b>62,55,617</b>	<b>68,58,664</b>	<b>59,12,130</b>	<b>21,48,778</b>	<b>17,73,180</b>
<b>Parts of cycles and accessories (excluding rubber tyres) (III. P)—</b>										
United Kingdom						38,99,468	39,81,506	38,29,294	27,40,629	26,34,777
Cyprus						..	2,017	..	..	18
Ceylon						1,585	189	561	325	32
Straits Settlements (including Labuan)						7,974	1,921	1,018	1,192	1,674
Other British Possessions						142	10	16	20	94
<b>TOTAL BRITISH EMPIRE</b>						<b>39,09,119</b>	<b>39,85,643</b>	<b>38,80,889</b>	<b>27,42,166</b>	<b>26,36,575</b>
Sweden						236	345	227	797	1,722
Germany						18,06,410	16,34,767	13,58,956	10,58,225	7,86,537
Netherlands						29,582	68,471	87,018	99,686	61,998
Belgium						6,308	17,110	5,896	5,898	9,931
France						23,321	76,093	78,862	76,661	70,823
Switzerland						165	810	..	1,459	..
Italy						1,987	6,117	2,613	1,749	10,736
Czechoslovakia						..	..	937	3,403	4,871
China (exclusive of Hong-kong and Macao)						25,447	..	..	..	..
Japan						93,643	2,70,364	6,16,080	10,88,560	11,52,195
United States of America—Via Atlantic Coast						19,523	26,150	9,754	6,474	2,957
Other Foreign Countries						250	458	11	312	9
<b>TOTAL FOREIGN COUNTRIES</b>						<b>15,96,816</b>	<b>20,90,685</b>	<b>21,56,239</b>	<b>28,28,399</b>	<b>21,01,234</b>
Share of Bengal						22,84,916	23,34,327	21,11,965	20,01,372	16,23,751
" Bombay						12,03,828	14,33,939	15,44,841	11,99,621	14,92,545
" Sind						8,31,502	10,16,718	9,02,604	9,19,014	7,93,342
" Madras						9,21,553	10,20,910	10,69,087	6,30,612	6,78,366
" Burma						2,64,138	2,80,434	3,68,941	2,29,946	1,49,835
<b>TOTAL</b>						<b>55,05,935</b>	<b>60,78,328</b>	<b>59,87,128</b>	<b>50,70,565</b>	<b>47,57,859</b>
<b>Total value of Cycles (other than motor cycles) and parts thereof and accessories—</b>										
United Kingdom						1,00,61,886	1,07,28,122	96,62,490	47,61,866	43,33,125
Cyprus						..	2,017	..	..	18
Ceylon						3,405	1,597	1,747	1,325	1,047
Straits Settlements (including Labuan)						11,308	6,999	1,871	1,908	2,249
Other British Possessions						1,488	317	236	20	236
<b>TOTAL BRITISH EMPIRE</b>						<b>1,00,77,537</b>	<b>1,07,39,052</b>	<b>96,66,858</b>	<b>47,65,119</b>	<b>43,36,675</b>
Sweden						1,061	798	2,371	2,125	2,336
Germany						14,54,370	16,91,304	13,72,028	11,27,540	8,22,854
Netherlands						30,182	69,774	87,256	89,886	62,298
Belgium						10,266	17,737	6,159	5,863	9,931
France						42,543	1,17,020	1,19,887	1,00,935	82,382
Switzerland						165	810	..	1,459	..
Italy						2,087	6,189	2,594	2,170	10,766
Czechoslovakia						..	..	937	3,403	4,871

No. 18—continued

ARTICLES, AND COUNTRIES OF CONSIGNMENT; ALSO SHARE OF EACH PROVINCE	QUANTITY					VALUE				
	1927-28	1928-29	1929-30	1930-31	1931-32	1927-28	1928-29	1929-30	1930-31	1931-32
						R	R	R	R	R
Vehicles, excluding locomotives, etc., for railways—continued										
Cycles (other than motor cycles) and parts thereof and accessories—concluded										
Total value of Cycles (other than motor cycles and parts thereof and accessories)—continued										
China (exclusive of Hongkong and Macao)										
Japan						26,457	897	400	220	943
United States of America—						94,821	2,74,666	6,28,857	11,03,792	11,74,748
Vid Atlantic Coast						20,649	27,417	10,651	11,174	3,172
" Pacific "						..	..	..	60	..
Other Foreign Countries						1,409	828	278	557	69
TOTAL FOREIGN COUNTRIES						16,84,015	31,95,940	22,82,914	24,54,224	21,74,864
Share of Bengal						51,73,114	51,23,668	44,84,508	28,03,041	21,64,259
" Bombay						26,18,819	31,12,365	30,11,440	16,43,335	20,02,036
" Sind						13,20,685	23,18,637	19,30,747	13,33,077	12,02,395
" Madras						15,07,119	16,97,740	16,89,536	9,57,213	8,47,337
" Burma						6,42,415	6,82,608	7,33,039	4,72,648	2,94,623
TOTAL						1,17,31,552	1,29,84,992	1,18,90,267	72,10,343	65,11,039
Mechanically propelled vehicles (excluding railway locomotives and tractors)—										
Aircraft (III. P)—										
United Kingdom	No. 3	No. 11	No. 18	No. 19	No. 15	28,942	1,19,123	1,72,804	2,09,703	1,37,935
Canada—										
Vid Atlantic Coast						..	..	..	..	21,838
TOTAL BRITISH EMPIRE	3	11	18	19	17	28,942	1,19,123	1,72,804	2,09,703	1,59,773
Germany			4	..	..	..	..	24,805	..	..
Iraq		1	..	..	..	..	6,308	..	..	..
Persia		..	..	1	..	..	..	..	17,000	..
Egypt		..	1	..	..	..	..	5,764	..	..
United States of America—				1	2	..	..	..	5,600	21,103
Vid Atlantic Coast						..	..	..	..	..
TOTAL FOREIGN COUNTRIES		1	5	2	2	..	6,308	30,369	22,600	21,103
Share of Bengal	2	..	7	3	2	21,693	..	50,794	22,223	27,676
" Bombay	..	6	3	1	3	..	70,712	71,600	11,990	65,896
" Sind	1	6	3	16	5	7,339	54,719	30,779	1,84,465	47,274
" Madras	..	..	..	2	2	..	..	..	13,625	18,222
" Burma	..	..	..	..	2	..	..	..	..	21,333
TOTAL	3	12	23	21	19	28,942	1,25,431	2,03,173	2,32,363	1,80,876
Parts of aircraft (III. P)—										
United Kingdom						44,153	75,369	64,414	1,29,749	86,499
Bahrain Islands						..	..	..	..	4,369
Straits Settlements (including Labuan)						725	..	1,300	3,748	2,073
Other British Possessions						..	..	..	1,744	594
TOTAL BRITISH EMPIRE						44,878	75,369	66,214	1,35,241	94,135
Germany						..	..	..	8,726	6,118
Netherlands						1,406	30,984	49,450	709	10,557
Belgium						..	876	1,093	33,002	..
France						..	3,993	21,983	..	63,150
Italy						..	1,221	..	..	..
Austria						..	1,500	..	..	..
Syria						..	..	..	..	14,381
Siam						..	..	3,858	..	..
Iraq						..	3,412	1,423	1,044	2,948
Persia						..	..	..	..	2,854
Egypt						..	728	29,408	30,758	24,427
United States of America—						..	..	2,317	4,931	7,504
Vid Atlantic Coast						..	..	..	..	..
Other Foreign Countries						25	100	80	15	..
TOTAL FOREIGN COUNTRIES						1,431	47,814	1,09,340	74,268	1,81,939
Share of Bengal						20,407	39,693	4,550	43,279	7,274
" Bombay						1,678	37,956	39,376	13,570	19,540
" Sind						21,998	44,019	1,15,990	1,32,785	1,34,375
" Madras						..	560	14,845	3,942	12,515
" Burma						2,226	1,015	9,294	3,978	2,370
TOTAL						46,209	1,25,183	1,75,554	2,09,534	2,26,074

ARTICLES, AND COUNTRIES OF CONSIGNMENT: ALSO SHARE OF EACH PROVINCE	QUANTITY					VALUE				
	1927-28	1928-29	1929-30	1930-31	1931-32	1927-28	1928-29	1929-30	1930-31	1931-32
<b>Vehicles, excluding locomotives, etc., for railways—continued</b>						R	R	R	R	R
<i>Mechanically propelled vehicles (excluding railway locomotives and tractors)—continued</i>										
Carriages and parts for railways (a) (III. P.)—										
United Kingdom . . . . .	—	—	—	—	—	—	92,81,284	96,19,104	65,40,888	86,81,93
Straits Settlements (including Labuan) . . . . .	—	—	—	—	—	—	54,178	62,442	58,548	20,88
Western Australia . . . . .	—	—	—	—	—	—	..	..	1,688	..
<b>Total of Australian Commonwealth</b> . . . . .	—	—	—	—	—	—	..	..	1,688	..
<b>TOTAL BRITISH EMPIRE</b> . . . . .	—	—	—	—	—	—	93,36,457	96,81,546	66,00,614	86,62,81
Sweden . . . . .	—	—	—	—	—	—	40,695	16,551	15,950	17,42
Germany . . . . .	—	—	—	—	—	—	8,51,682	3,88,762	1,00,167	2,09,73
Netherlands . . . . .	—	—	—	—	—	—	20,004	2,27,034	1,06,627	28,31
Belgium . . . . .	—	—	—	—	—	—	2,89,219	5,90,539	5,85,157	8,98,01
France . . . . .	—	—	—	—	—	—	681	34,276	..	4,18
Italy . . . . .	—	—	—	—	—	—	96,088	31,507	1,33,145	1,20,36
Austria . . . . .	—	—	—	—	—	—	..	8,800	528	1,51
Hungary . . . . .	—	—	—	—	—	—	..	..	76,596	..
Czechoslovakia . . . . .	—	—	—	—	—	—	10,587	24,570	88,962	12,16
United States of America—										
Via Atlantic Coast . . . . .	—	—	—	—	—	—	91,440	1,08,234	69,355	9,29
Other Foreign Countries . . . . .	—	—	—	—	—	—	604	315	446	..
<b>TOTAL FOREIGN COUNTRIES</b> . . . . .	—	—	—	—	—	—	8,51,830	13,75,138	10,76,968	8,01,07
Share of Bengal . . . . .	—	—	—	—	—	—	36,92,465	59,50,531	33,60,790	17,88,36
„ Bombay . . . . .	—	—	—	—	—	—	36,29,369	21,28,143	20,01,861	10,51,21
„ Sind . . . . .	—	—	—	—	—	—	14,74,217	13,21,135	6,48,198	6,41,26
„ Madras . . . . .	—	—	—	—	—	—	10,24,685	9,09,515	16,47,043	10,73,07
„ Burma . . . . .	—	—	—	—	—	—	3,69,551	7,57,300	19,690	..
<b>TOTAL</b> . . . . .	—	—	—	—	—	—	1,01,90,287	1,10,56,684	76,77,582	44,53,88
<b>Wagons and parts for railways (a) (III. P.)—</b>										
United Kingdom . . . . .	—	—	—	—	—	—	40,10,688	55,92,058	42,96,889	15,05,75
Other British Possessions . . . . .	—	—	—	—	—	—	689	..	31	..
<b>TOTAL BRITISH EMPIRE</b> . . . . .	—	—	—	—	—	—	40,11,322	55,92,058	42,96,920	15,05,75
Sweden . . . . .	—	—	—	—	—	—	40	..	..	20,59
Germany . . . . .	—	—	—	—	—	—	6,77,594	8,50,325	8,87,750	4,82,22
Belgium . . . . .	—	—	—	—	—	—	10,40,478	12,81,588	7,25,027	4,28,26
France . . . . .	—	—	—	—	—	—	..	..	5,618	..
Hungary . . . . .	—	—	—	—	—	—	..	..	7,978	..
Italy . . . . .	—	—	—	—	—	—	..	..	..	6,85
Japan . . . . .	—	—	—	—	—	—	..	..	4,212	..
United States of America—										
Via Atlantic Coast . . . . .	—	—	—	—	—	—	52,554	1,22,629	10,948	4,53
„ Pacific „ . . . . .	—	—	—	—	—	—	185	..	4,407	..
Other Foreign Countries . . . . .	—	—	—	—	—	—	..	..	164	..
<b>TOTAL FOREIGN COUNTRIES</b> . . . . .	—	—	—	—	—	—	17,70,951	17,54,442	11,46,094	9,41,97
Share of Bengal . . . . .	—	—	—	—	—	—	40,68,205	40,08,419	45,55,944	18,68,58
„ Bombay . . . . .	—	—	—	—	—	—	3,18,802	16,19,520	2,10,531	82,94
„ Sind . . . . .	—	—	—	—	—	—	2,95,621	3,90,510	1,25,523	87,80
„ Madras . . . . .	—	—	—	—	—	—	4,04,693	10,67,498	3,85,416	3,89,89
„ Burma . . . . .	—	—	—	—	—	—	6,04,952	2,01,048	1,65,300	13,49
<b>TOTAL</b> . . . . .	—	—	—	—	—	—	57,82,278	78,47,395	54,48,014	24,47,78
<b>Motor Cars (including taxicabs) (III. P.)—</b>	No.	No.	No.	No.	No.					
United Kingdom . . . . .	3,600	8,645	3,758	2,885	2,178	1,02,54,925	97,54,256	96,54,282	71,08,499	50,85,96
Aden and Dependencies . . . . .	9	12	1	2	3	11,285	18,190	1,775	4,100	17,77
Rahrain Islands . . . . .	2	1	2	1	1	2,541	2,600	850	650	300
Ceylon . . . . .	38	49	31	50	50	36,841	1,26,18	82,902	1,25,139	85,550
Straits Settlements (including Labuan) . . . . .	27	31	34	30	31	52,052	49,745	54,824	49,221	37,608

(a) Separately recorded from 1928-29. For previous years' figures see under "Railway plant, etc."

No. 13—continued

ARTICLES, AND COUNTRIES OF CONSIGNMENT; ALSO SHARE OF EACH PROVINCE	QUANTITY					VALUE				
	1927-28	1928-29	1929-30	1930-31	1931-32	1927-28	1928-29	1929-30	1930-31	1931-32
	No.	No.	No.	No.	No.	R	R	R	R	R
<i>Vehicles, excluding locomotives, etc., for railways—continued</i>										
<i>Mechanically propelled vehicles (excluding railway locomotives and tractors)—continued</i>										
Motorcars (including taxi cabs) (III. P)—continued	No.	No.	No.	No.	No.					
Federated Malay States . . . . .	1	2	3	..	5	1,850	2,760	6,755	..	4,408
Hongkong . . . . .	1	..	1	1	..	2,427	..	800	1,323	..
Natal . . . . .	..	2	2	1	1	..	2,400	3,620	2,000	1,412
Kenya Colony . . . . .	..	..	..	1	..	..	..	..	2,750	..
Mauritius and Dependencies . . . . .	1	..	..	..	..	11,907	..	..	..	..
Canada—										
<i>Via Atlantic Coast</i> . . . . .	3,400	4,366	2,318	3,249	676	64,17,775	71,77,720	41,70,468	53,95,652	10,39,233
<i>" Pacific "</i> . . . . .	..	..	..	1	..	..	..	..	2,050	..
South Australia (including Northern Territory) . . . . .	..	..	1	..	..	..	..	1,025	..	..
Victoria . . . . .	1	1	..	1	1	1,000	1,680	..	1,304	2,760
New South Wales . . . . .	..	1	..	1	1	..	5,127	..	1,800	1,205
<i>Australian Commonwealth (Total)</i> . . . . .	1	2	1	2	2	1,000	6,807	1,025	3,104	3,965
Other British Possessions . . . . .	..	..	1	..	..	..	..	100	..	..
<b>TOTAL BRITISH EMPIRE</b>	<b>7,030</b>	<b>8,110</b>	<b>6,152</b>	<b>6,224</b>	<b>2,947</b>	<b>1,07,92,353</b>	<b>1,71,40,517</b>	<b>1,39,77,401</b>	<b>1,26,89,488</b>	<b>62,26,610</b>
Sweden . . . . .	..	1	..	1	..	..	1,600	..	1,200	..
Norway . . . . .	1	..	..	1	..	894	..	..	6,000	..
Denmark . . . . .	..	1	..	..	..	..	1,730	..	..	..
Germany . . . . .	47	24	67	45	212	1,38,231	88,598	2,83,290	2,36,817	4,20,782
Netherlands . . . . .	..	2	3	..	..	..	4,075	3,677	..	..
Belgium . . . . .	48	25	27	29	8	1,50,476	1,02,952	1,37,336	1,20,278	67,837
France . . . . .	538	277	364	261	161	18,73,494	8,09,251	9,72,334	6,80,684	5,00,629
Italy . . . . .	1,307	967	1,150	917	510	34,47,983	22,38,468	26,40,905	19,41,630	10,47,177
Austria . . . . .	6	1	4	2	..	26,120	1,250	11,433	2,815	..
Maakat Territory and Trucial Oman . . . . .	..	1	..	..	1	..	2,000	..	..	500
Other Native States in Arabia . . . . .	2	1	..	1	..	3,000	2,000	..	800	..
Iraq . . . . .	1	1	1	3	..	2,708	1,250	332	3,350	..
Persia . . . . .	1	2	2	3	1	1,000	2,540	3,536	3,219	2,013
Siam . . . . .	1	..	..	2	1	900	..	..	1,165	2,24
Indo-China (including Cochin China, Cambodia, Annam, Tonkin and French leased territories in China) . . . . .	..	1	..	..	..	..	3,045	..	..	..
Java . . . . .	..	3	2	1	3	..	4,211	15,033	314	3,115
China (exclusive of Hongkong and Macao) . . . . .	1	..	5	1	2	600	..	11,467	1,211	1,818
Japan . . . . .	1	1	2	12	3	1,609	3,215	5,560	25,794	3,514
Egypt . . . . .	2	3	..	1	3	1,735	19,190	..	2,704	6,487
Portuguese East Africa . . . . .	..	1	..	..	..	..	1,350	..	..	..
United States of America—										
<i>Via Atlantic Coast</i> . . . . .	5,937	10,144	9,599	5,043	3,353	1,32,33,988	2,17,18,538	1,94,69,187	93,81,507	64,92,502
<i>" Pacific "</i> . . . . .	94	1	21	55	15	2,11,924	1,168	54,439	1,59,210	36,461
<b>TOTAL FOREIGN COUNTRIES</b>	<b>8,042</b>	<b>11,457</b>	<b>11,247</b>	<b>6,372</b>	<b>4,273</b>	<b>1,85,99,553</b>	<b>2,60,06,429</b>	<b>2,36,03,029</b>	<b>1,30,69,204</b>	<b>85,85,281</b>
Share of Bengal . . . . .	4,935	5,577	3,247	3,091	1,301	1,07,89,556	1,16,31,777	78,13,267	65,63,225	33,70,266
Bombay . . . . .	4,093	6,705	3,728	3,203	3,325	1,11,63,746	1,43,61,536	1,75,32,033	93,95,279	67,07,761
Sind . . . . .	1,979	2,173	1,633	1,462	324	43,92,175	49,69,477	37,42,652	33,25,818	17,34,567
Madras . . . . .	2,660	3,399	2,653	1,781	860	60,66,935	72,23,760	60,33,247	37,49,173	16,60,093
Burma . . . . .	1,455	1,708	1,136	1,059	410	29,79,444	34,60,396	24,64,181	22,35,387	8,49,193
<b>TOTAL</b>	<b>15,122</b>	<b>19,567</b>	<b>17,399</b>	<b>12,601</b>	<b>7,220</b>	<b>3,58,91,906</b>	<b>4,21,46,946</b>	<b>3,75,25,430</b>	<b>2,57,58,782</b>	<b>1,48,11,900</b>

GENERAL IMPORTS

( 3 800 )

No. 13 - continued

ARTICLES, AND COUNTRIES OF CONSIGNMENT; ALSO SHARE OF EACH PROVINCE	QUANTITY					VALUE				
	1927-28	1928-29	1929-30	1930-31	1931-32	1927-28	1928-29	1929-30	1930-31	1931-32
	No.	No.	No.	No.	No.	R	R	R	R	R
<b>Vehicles, including locomotives, etc., for railways -continued</b>										
<b>Mechanically propelled vehicles (excluding railway locomotives and tractors) -continued</b>										
<b>Motor cycles (including scooters) (III. P)-</b>										
United Kingdom	1,964	1,611	1,842	1,395	808	11,09,308	9,43,947	10,42,831	7,58,649	8,89,816
Aden and Dependencies	15	2	..	..	1	22,585	995	..	..	100
Ceylon	11	13	22	17	5	4,730	5,221	9,642	9,805	1,896
Straits Settlements (including Labuan)	12	14	13	8	10	4,460	4,315	5,123	1,378	1,972
Kenya Colony	2	..	..	3	2	475	..	..	1,177	325
Other British Possessions	4	3	2	..	8	1,117	889	480	..	1,425
<b>TOTAL BRITISH EMPIRE</b>	<b>1,998</b>	<b>1,643</b>	<b>1,879</b>	<b>1,423</b>	<b>834</b>	<b>11,22,675</b>	<b>9,85,867</b>	<b>10,58,076</b>	<b>7,68,009</b>	<b>8,95,534</b>
Germany	14	15	11	10	66	7,152	7,213	4,953	4,071	12,388
Belgium	14	21	19	2	2	7,004	10,368	8,945	883	1,160
France	40	62	7	4	7	20,519	23,030	3,052	1,145	3,731
Italy	1	..	1	1	2	700	..	255	1,110	370
Austria	1	..	..	..	1	320	..	..	..	1,044
Iraq	4	2	1	2	4	1,604	455	160	430	657
Japan	2	..	..	2	..	170	..	..	2,027	..
United States of America-										
Via Atlantic Coast	67	55	35	53	8	44,181	37,730	24,421	34,996	5,603
Other Foreign Countries	6	4	3	4	2	1,799	2,319	1,245	885	406
<b>TOTAL FOREIGN COUNTRIES</b>	<b>148</b>	<b>159</b>	<b>77</b>	<b>78</b>	<b>92</b>	<b>73,549</b>	<b>81,115</b>	<b>48,036</b>	<b>45,547</b>	<b>25,363</b>
<b>Share of Bengal</b>	<b>316</b>	<b>395</b>	<b>344</b>	<b>437</b>	<b>285</b>	<b>4,40,403</b>	<b>3,24,330</b>	<b>3,60,000</b>	<b>2,70,705</b>	<b>1,23,236</b>
" <b>Bombay</b>	<b>332</b>	<b>326</b>	<b>320</b>	<b>273</b>	<b>257</b>	<b>1,95,439</b>	<b>1,97,900</b>	<b>1,34,973</b>	<b>1,46,976</b>	<b>1,20,410</b>
" <b>Sind</b>	<b>216</b>	<b>232</b>	<b>344</b>	<b>307</b>	<b>186</b>	<b>1,16,337</b>	<b>1,58,952</b>	<b>1,94,710</b>	<b>1,71,450</b>	<b>89,511</b>
" <b>Madras</b>	<b>576</b>	<b>604</b>	<b>542</b>	<b>341</b>	<b>159</b>	<b>3,22,392</b>	<b>2,76,267</b>	<b>2,99,173</b>	<b>1,74,936</b>	<b>74,122</b>
" <b>Burma</b>	<b>206</b>	<b>105</b>	<b>106</b>	<b>83</b>	<b>39</b>	<b>1,21,153</b>	<b>53,443</b>	<b>62,252</b>	<b>49,439</b>	<b>13,617</b>
<b>TOTAL</b>	<b>2,146</b>	<b>1,802</b>	<b>1,956</b>	<b>1,501</b>	<b>926</b>	<b>11,96,221</b>	<b>10,16,482</b>	<b>11,01,112</b>	<b>8,13,556</b>	<b>4,20,896</b>
<b>Motor Omnibuses, motor vans and motorlorries (III. P)-</b>										
<b>Motor Omnibuses (III. P)-</b>										
<b>Imported with bodies-</b>										
United Kingdom	102	15	57	20	32	6,54,723	3,43,673	2,89,349	3,67,024	1,70,823
Ceylon	..	..	..	7	..	..	..	..	6,133	..
Straits Settlements (including Labuan)	4	..	1	..	3	5,680	..	474	..	1,350
Kenya Colony	2	..	..	1	..	3,500	..	..	..	..
Canada-										
Via Atlantic Coast	733	651	129	39	10	9,75,038	8,65,164	1,88,723	70,772	12,781
<b>TOTAL BRITISH EMPIRE</b>	<b>841</b>	<b>708</b>	<b>187</b>	<b>76</b>	<b>45</b>	<b>16,38,946</b>	<b>12,08,837</b>	<b>4,78,545</b>	<b>1,48,929</b>	<b>1,84,909</b>
Germany	..	6	8	2	2	..	84,736	35,336	24,389	3,117
France	2	4	..	..	..	6,999	15,900	..	..	..
Italy	45	57	1	1	..	82,704	8,10,010	1,693	1,385	..
Native States in Arabia other than Maskat Territory and Trucial Oman	..	..	..	2	..	..	..	..	2,400	..
United States of America-										
Via Atlantic Coast	382	1,179	4,769	2,902	1,570	9,90,167	19,19,256	56,11,234	32,96,360	18,14,138
<b>TOTAL FOREIGN COUNTRIES</b>	<b>429</b>	<b>1,246</b>	<b>4,778</b>	<b>2,907</b>	<b>1,572</b>	<b>10,89,870</b>	<b>23,80,402</b>	<b>56,48,262</b>	<b>33,24,534</b>	<b>18,17,255</b>
<b>Share of Bengal</b>	<b>24</b>	<b>12</b>	<b>6</b>	<b>3</b>	<b>3</b>	<b>1,16,959</b>	<b>62,010</b>	<b>38,631</b>	<b>1,00,716</b>	<b>3,301</b>
" <b>Bombay</b>	<b>244</b>	<b>1,632</b>	<b>1,346</b>	<b>2,331</b>	<b>1,533</b>	<b>16,83,915</b>	<b>22,04,185</b>	<b>57,36,642</b>	<b>33,73,069</b>	<b>19,63,841</b>
" <b>Sind</b>	<b>203</b>	<b>261</b>	<b>95</b>	<b>93</b>	<b>14</b>	<b>5,63,743</b>	<b>10,29,685</b>	<b>2,30,937</b>	<b>2,52,978</b>	<b>93,076</b>
" <b>Madras</b>	<b>9</b>	<b>2</b>	<b>1</b>	<b>1</b>	<b>11</b>	<b>62,591</b>	<b>3,839</b>	<b>11,047</b>	<b>1,700</b>	<b>33,747</b>
" <b>Burma</b>	<b>90</b>	<b>55</b>	<b>16</b>	<b>..</b>	<b>1</b>	<b>3,01,508</b>	<b>2,34,530</b>	<b>79,550</b>	<b>..</b>	<b>3,200</b>
<b>TOTAL</b>	<b>1,270</b>	<b>1,952</b>	<b>4,965</b>	<b>2,983</b>	<b>1,617</b>	<b>27,27,816</b>	<b>35,39,239</b>	<b>61,26,807</b>	<b>37,68,463</b>	<b>20,02,164</b>



No. 13—continued

ARTICLES AND COUNTRIES OF CONSIGNMENT; ALSO SHARE OF EACH PROVINCE	QUANTITY					VALUE				
	1927-28	1928-29	1929-30	1930-31	1931-32	1927-28	1928-29	1929-30	1930-31	1931-32
	No.	No.	No.	No.	No.	R	R	R	R	R
<b>Vehicles, including loco- motives, etc., for railways— continued</b>										
<b>Mechanically propelled vehi- cles (excluding railway locomotives and tractors)— continued</b>										
<b>Motor Omnibuses, motor vans and motor lorries (III. P)— continued</b>										
<b>Chassis (III. P).—</b>										
United Kingdom	345	418	341	223	403	16,19,451	17,06,581	14,63,122	11,57,664	12,72,492
Aden and Dependencies	1					1,020				
Ceylon	12	17	2	22	3	15,735	27,057	3,320	28,290	20,441
Straits Settlements (includ- ing Labuan)	8	2	4	1		10,700	3,768	6,688	1,560	
Canada—										
Via Atlantic Coast	3,535	3,959	2,670	2,358	588	44,06,989	52,47,825	43,79,923	35,27,442	3,83,588
<b>TOTAL BRITISH EMPIRE</b>	<b>3,901</b>	<b>4,396</b>	<b>3,017</b>	<b>2,609</b>	<b>994</b>	<b>61,43,895</b>	<b>69,35,228</b>	<b>58,53,023</b>	<b>47,14,965</b>	<b>21,76,521</b>
Germany	4	4	18	4	4	6,592	10,891	29,193	34,455	8,772
Belgium	3	1	12			10,065	8,717	34,538		
France	25	14	48	13	11	69,467	38,535	1,03,087	44,271	28,666
Italy	162	30	3	9	10	2,42,344	44,294	6,973	17,202	15,604
United States of America—										
Via Atlantic Coast	3,317	6,398	7,324	3,295	1,666	57,49,092	1,10,29,747	1,10,89,873	55,79,521	24,22,881
" Pacific "			14					24,595		
<b>TOTAL FOREIGN COUNTRIES</b>	<b>3,511</b>	<b>6,443</b>	<b>7,324</b>	<b>3,321</b>	<b>1,691</b>	<b>60,77,560</b>	<b>1,11,31,684</b>	<b>1,21,89,456</b>	<b>50,75,509</b>	<b>24,75,483</b>
Share of Bengal	1,896	2,338	2,463	1,038	436	33,02,015	42,04,923	53,84,089	22,54,637	7,20,420
" Bombay	1,007	2,532	4,122	2,106	1,503	16,42,368	40,53,190	56,40,180	31,39,313	23,39,793
" Sind	1,850	1,784	720	337	536	27,66,777	37,42,545	16,14,372	14,03,454	12,58,365
" Madras	1,464	3,473	1,315	1,399	127	24,72,333	43,75,361	34,36,959	25,58,575	1,97,777
" Burma	1,195	1,636	1,148	500	83	20,37,412	27,40,388	19,06,393	9,04,591	1,35,649
<b>TOTAL</b>	<b>7,412</b>	<b>10,838</b>	<b>10,341</b>	<b>5,930</b>	<b>2,685</b>	<b>1,22,21,455</b>	<b>1,81,16,910</b>	<b>1,80,42,484</b>	<b>1,03,00,474</b>	<b>46,52,004</b>
<b>Total of Motor Omnibuses, motor vans and motor lorries (III. P)—</b>	<b>No.</b>	<b>No.</b>	<b>No.</b>	<b>No.</b>	<b>No.</b>					
United Kingdom	447	473	393	258	435	22,74,179	20,50,254	17,52,471	15,24,688	14,43,320
Aden and Dependencies	1					1,020				
Ceylon	12	17	2	29	3	15,735	27,057	3,320	34,423	20,441
Straits Settlements (includ- ing Labuan)	12	2	5	1	3	16,380	3,763	7,137	1,569	1,350
Kenya Colony	2					3,500				
Canada—										
Via Atlantic Coast	4,268	4,610	2,799	2,397	598	54,72,027	61,12,989	45,98,645	35,02,274	3,96,319
<b>TOTAL BRITISH EMPIRE</b>	<b>4,742</b>	<b>5,102</b>	<b>3,204</b>	<b>2,655</b>	<b>1,039</b>	<b>77,82,841</b>	<b>81,94,063</b>	<b>63,31,573</b>	<b>51,58,894</b>	<b>28,61,430</b>
Germany	4	10	21	6	6	6,592	95,127	64,530	58,844	11,889
Belgium	3	1	12			10,065	8,717	34,533		
France	27	18	48	13	11	76,466	54,335	1,03,987	44,271	28,666
Italy	207	67	4	10	10	3,25,048	3,54,304	8,066	18,647	15,664
Native States in Arabia other than Meekat Territory and Trucial Oman				2					2,400	
United States of America—										
Via Atlantic Coast	3,699	7,573	12,003	6,197	3,236	67,46,259	1,29,49,603	1,76,01,107	88,75,831	45,39,519
" Pacific "			14					24,395		
<b>TOTAL FOREIGN COUNTRIES</b>	<b>3,940</b>	<b>7,683</b>	<b>12,103</b>	<b>6,223</b>	<b>3,263</b>	<b>71,66,430</b>	<b>1,34,62,086</b>	<b>1,78,37,719</b>	<b>90,00,048</b>	<b>42,92,783</b>
Share of Bengal	1,930	3,350	2,472	1,096	439	31,18,974	42,66,938	54,02,720	23,85,363	7,23,721
" Bombay	1,051	4,354	3,968	4,987	3,091	33,25,883	67,57,375	1,14,26,322	65,12,252	42,08,634
" Sind	2,052	2,015	386	930	550	33,30,520	37,72,239	13,15,809	17,96,432	13,51,440
" Madras	1,473	3,479	1,316	1,400	138	25,34,374	43,84,490	34,47,997	25,60,278	2,31,524
" Burma	1,385	1,692	1,164	500	84	22,32,920	29,74,916	20,45,943	9,04,592	1,38,649
<b>TOTAL</b>	<b>8,682</b>	<b>12,790</b>	<b>15,306</b>	<b>8,013</b>	<b>4,802</b>	<b>1,49,49,271</b>	<b>2,16,58,149</b>	<b>2,41,49,291</b>	<b>1,41,58,937</b>	<b>66,54,168</b>

GENERAL IMPORTS

( 602 )

No. 13—continued.

ARTICLES, AND COUNTRIES OF ORIGIN: ALSO SHARE OF EACH PROVINCE	QUANTITY					VALUE				
	1927-28	1928-29	1929-30	1930-31	1931-32	1927-28	1928-29	1929-30	1930-31	1931-32
	No.	No.	No.	No.	No.	R	R	R	R	R
<b>Vehicles excluding locomotives, etc., for railways—continued</b>										
<b>Mechanically propelled vehicles (excluding railway locomotives and tractors)—continued</b>										
Tram cars (III. F)—										
United Kingdom . . . . .	..	..	..	..	3	..	..	..	..	86,882
Share of Bengal . . . . .	..	..	..	..	2	..	..	..	..	48,817
„ Bombay . . . . .	..	..	..	..	1	..	..	..	..	44,015
<b>TOTAL</b> . . . . .	..	..	..	..	3	..	..	..	..	86,882
<b>Parts of mechanically propelled vehicles and accessories, other than of aircraft (excluding rubber tyres) (III. F)—</b>										
United Kingdom . . . . .	—	—	—	—	—	32,82,138	33,76,824	32,15,465	24,36,470	22,48,054
Ceylon . . . . .	—	—	—	—	—	20,904	12,558	14,409	13,994	10,673
Straits Settlements (including Labuan) . . . . .	—	—	—	—	—	45,580	57,807	9,228	4,011	10,688
Natal . . . . .	—	—	—	—	—	30	..	20	12,753	..
Cape of Good Hope . . . . .	—	—	—	—	—	3,250	..	..	..	575
Tanganyika Territory . . . . .	—	—	—	—	—	10	..	..	267	1,320
Canada—										
Via Atlantic Coast . . . . .	—	—	—	—	—	5,82,726	7,02,489	8,14,920	5,02,330	3,52,597
„ Pacific „ . . . . .	—	—	—	—	—	1,245	..	10,307	..	262
Western Australia . . . . .	—	—	—	—	—	..	..	..	..	1,354
South Australia (including Northern Territory) . . . . .	—	—	—	—	—	..	3,000	..	..	..
New South Wales . . . . .	—	—	—	—	—	..	..	..	..	315
Australian Commonwealth (Total) . . . . .	—	—	—	—	—	..	3,000	..	..	315
Other British Possessions . . . . .	—	—	—	—	—	1,818	1,221	1,563	957	310
<b>TOTAL BRITISH EMPIRE</b> . . . . .	—	—	—	—	—	39,37,201	41,58,409	40,74,752	29,50,782	26,28,148
Latvia . . . . .	—	—	—	—	—	..	..	..	..	1,223
Sweden . . . . .	—	—	—	—	—	897	2,158	7,191	1,192	1,834
Norway . . . . .	—	—	—	—	—	..	..	..	7,406	..
Denmark . . . . .	—	—	—	—	—	..	432	1,328	..	..
Germany . . . . .	—	—	—	—	—	3,95,498	4,32,287	4,69,467	4,44,684	4,88,088
Netherlands . . . . .	—	—	—	—	—	96,167	1,17,414	27,638	14,898	3,901
Belgium . . . . .	—	—	—	—	—	17,867	55,076	45,781	51,555	35,561
France . . . . .	—	—	—	—	—	1,53,711	1,48,348	2,07,137	1,71,948	1,93,547
Switzerland . . . . .	—	—	—	—	—	10,919	..	1,273	3,960	16,151
Italy . . . . .	—	—	—	—	—	1,60,350	1,56,606	1,73,552	2,59,171	2,34,602
Austria . . . . .	—	—	—	—	—	16,644	1,868	8,214	21,931	10,407
Hungary . . . . .	—	—	—	—	—	..	..	..	262	1,069
Czechoslovakia . . . . .	—	—	—	—	—	842	6,588	898	2,521	7,028
Turkey, European . . . . .	—	—	—	—	—	..	..	2,358	4,458	441
Iraq . . . . .	—	—	—	—	—	1,525	159	311	320	172
Persia . . . . .	—	—	—	—	—	2,160	1,020	3,585	2,999	188
Java . . . . .	—	—	—	—	—	82	13,485	12,946	7,176	6,428
China (exclusive of Hong-kong and Macao) . . . . .	—	—	—	—	—	3,132	691	..	18	655
Japan . . . . .	—	—	—	—	—	1,02,249	1,14,036	24,426	57,472	21,864
Egypt . . . . .	—	—	—	—	—	56	14,108	6,374	10,328	2,521
United States of America—										
Via Atlantic Coast . . . . .	—	—	—	—	—	52,19,408	70,94,538	72,19,618	50,52,777	32,94,841
„ Pacific „ . . . . .	—	—	—	—	—	20,403	59,726	1,03,178	1,11,575	90,693
Other Foreign Countries . . . . .	—	—	—	—	—	430	188	92	1,003	1,256
<b>TOTAL FOREIGN COUNTRIES</b> . . . . .	—	—	—	—	—	62,02,335	82,18,668	89,10,422	62,20,804	44,12,515

No. 13—continued

ARTICLES, AND COUNTRIES OF CONSIGNMENT; ALSO SHARE OF EACH PROVINCE	QUANTITY					VALUE				
	1927-28	1928-29	1929-30	1930-31	1931-32	1927-28	1928-29	1929-30	1930-31	1931-32
						R	R	R	R	R
<i>Vehicles, excluding locomotives, etc., for railways—continued</i>										
<i>Mechanically propelled vehicles (excluding railway locomotives and tractors)—continued</i>										
<i>Parts of mechanically propelled vehicles and accessories, other than of aircraft (excluding rubber tyres) (III. P)—continued</i>										
<i>Share of Bengal</i>	—	—	—	—	—	31,70,316	30,88,636	28,01,346	23,87,066	19,71,667
<i>" Bombay</i>	—	—	—	—	—	36,28,324	49,84,678	57,49,239	35,11,716	31,37,648
<i>" Sind</i>	—	—	—	—	—	8,19,516	12,07,276	11,24,917	7,88,421	6,72,981
<i>" Madras</i>	—	—	—	—	—	15,37,981	19,85,289	16,17,416	13,26,564	7,67,902
<i>" Burma</i>	—	—	—	—	—	9,53,359	11,25,888	10,92,236	8,57,816	4,88,565
<b>TOTAL</b>	—	—	—	—	—	1,01,30,536	1,28,72,077	1,28,85,174	91,71,586	70,28,663
<i>Total value of mechanically propelled vehicles and accessories (excluding railway locomotives and tractors)—</i>										
United Kingdom	—	—	—	—	—	1,60,93,645	2,95,94,190	3,11,14,324	2,29,80,035	1,45,66,118
Aden and Dependencies	—	—	—	—	—	15,002	19,200	1,833	4,216	18,025
Bahrain Islands	—	—	—	—	—	2,541	2,500	1,050	650	4,679
Ceylon	—	—	—	—	—	1,78,210	1,71,127	1,10,278	1,70,861	1,18,576
Straits Settlements (including Labuan)	—	—	—	—	—	1,19,117	1,70,400	1,40,594	1,19,001	75,168
Federated Malay States	—	—	—	—	—	1,000	2,955	6,755	..	4,838
Hongkong	—	—	—	—	—	3,767	..	1,252	1,854	125
Cape of Good Hope	—	—	—	—	—	3,250	..	100	..	575
Natal	—	—	—	—	—	185	3,391	3,640	14,758	1,662
Kenya Colony	—	—	—	—	—	4,321	308	616	4,218	461
Tanganyika Territory	—	—	—	—	—	400	300	..	287	1,440
Mauritius and Dependencies	—	—	—	—	—	11,907	..	..	..	..
Canada—										
Via Atlantic Coast	—	—	—	—	—	1,23,72,528	1,39,93,148	95,54,033	91,96,196	23,10,971
" Pacific "	—	—	—	—	—	1,245	..	10,907	2,050	262
Western Australia	—	—	—	—	—	..	..	..	1,683	1,354
South Australia (including Northern Territory)	—	—	—	—	—	..	3,000	1,025	..	..
Victoria	—	—	—	—	—	1,042	1,680	..	2,132	3,010
New South Wales	—	—	—	—	—	..	5,428	..	1,800	1,770
Australian Commonwealth (Total)	—	—	—	—	—	1,042	10,108	1,025	5,615	6,734
Other British Possessions	—	—	—	—	—	..	..	517	985	12
<b>TOTAL BRITISH EMPIRE</b>	—	—	—	—	—	2,97,08,890	4,39,67,627	4,09,55,819	3,28,09,651	1,71,09,046
Latvia	—	—	—	—	—	..	..	..	..	1,228
Sweden	—	—	—	—	—	922	44,797	24,892	16,382	89,901
Norway	—	—	—	—	—	..	..	..	7,570	..
Denmark	—	—	—	—	—	..	2,162	1,328	..	..
Germany	—	—	—	—	—	5,47,468	16,52,400	15,40,987	12,86,009	15,81,215
Netherlands	—	—	—	—	—	97,573	1,78,877	3,07,779	1,21,734	42,775
Belgium	—	—	—	—	—	1,85,412	14,57,696	20,99,815	14,65,902	9,30,882
France	—	—	—	—	—	16,14,190	10,44,618	13,48,269	9,03,389	7,94,103
Switzerland	—	—	—	—	—	10,919	..	1,273	3,900	16,151
Italy	—	—	—	—	—	89,84,081	28,47,127	28,54,585	28,53,703	14,74,557

GENERAL IMPORTS

( 604 )

No. 13—continued

ARTICLES, AND COUNTRIES OF CONSIGNMENT; ALSO SHARE OF EACH PROVINCE	QUANTITY					VALUE				
	1927-28	1928-29	1929-30	1930-31	1931-32	1927-28	1928-29	1929-30	1930-31	1931-32
						R	R	R	R	R
<b>Vehicles (excluding locomotives, etc., for railways)—continued</b>										
<b>Mechanically propelled vehicles (excluding railway locomotives and tractors)—concluded</b>										
<b>Total value of mechanically propelled vehicles and accessories (excluding railway locomotives and tractors)—continued</b>										
Austria						48,084	4,618	17,947	25,269	12,96
Hungary						..	..	..	81,886	1,06
Czechoslovakia						842	17,175	25,468	41,483	19,19
Turkey, European						..	..	..	4,458	44
Iraq						5,887	11,584	2,226	5,714	3,77
Syria						250	..	..	..	14,83
Mascat Territory and Trucial Oman						..	2,000	..	..	64
Other Native States in Arabia						3,180	2,025	..	3,375	..
Perak						3,310	3,660	7,121	23,393	5,051
Java						307	17,646	27,979	7,790	9,78
Siam						1,537	910	38,750	2,055	2,360
Indo-China (including Cochin-China, Cambodia, Annam, Tonkin and French leased territories in China)						..	3,070	..	..	..
China (exclusive of Hongkong and Macao)						4,219	791	12,092	1,479	2,632
Japan						1,04,019	1,17,855	30,361	89,881	26,378
Egypt						1,791	34,021	41,544	43,880	33,485
Portuguese East Africa						..	1,350	..	..	..
United States of America										
Via Atlantic Coast						2,52,50,738	4,19,44,498	4,45,41,458	2,39,35,990	1,40,71,901
" Pacific						2,32,327	61,079	1,82,512	2,75,198	1,27,164
Other Foreign Countries						1,294	153	..	168	1,162
<b>TOTAL FOREIGN COUNTRIES</b>						<b>3,20,48,298</b>	<b>4,94,45,201</b>	<b>5,30,68,494</b>	<b>3,06,55,613</b>	<b>1,92,11,981</b>
<b>Share of Bengal</b>						<b>1,78,61,269</b>	<b>3,71,12,544</b>	<b>2,64,51,627</b>	<b>1,95,88,585</b>	<b>1,04,23,498</b>
" Bombay						<b>1,33,15,070</b>	<b>3,03,33,828</b>	<b>3,87,43,674</b>	<b>2,26,09,208</b>	<b>1,54,37,342</b>
" Sind						<b>86,87,385</b>	<b>1,19,76,511</b>	<b>88,06,502</b>	<b>71,80,399</b>	<b>47,09,236</b>
" Madras						<b>1,04,52,232</b>	<b>1,53,89,334</b>	<b>1,33,99,096</b>	<b>98,61,027</b>	<b>42,17,421</b>
" Burma						<b>64,36,142</b>	<b>35,95,161</b>	<b>65,32,314</b>	<b>42,86,052</b>	<b>15,32,930</b>
<b>TOTAL</b>						<b>6,17,52,188</b>	<b>9,34,12,828</b>	<b>9,40,23,818</b>	<b>6,34,65,264</b>	<b>3,63,21,027</b>
<b>Ships, parts of (including Launches and Boats) (III, F)—</b>										
United Kingdom						15,83,973	18,99,656	10,04,433	12,39,178	9,29,304
Ceylon						547	2,838	12,133	1,968	215
Straits Settlements (including Labuan)						14,450	8,522	3,051	1,800	2,737
Hongkong						..	408	..	332	1,59,166
Natal						..	1,500	..	..	..
<b>TOTAL BRITISH EMPIRE</b>						<b>16,04,970</b>	<b>19,12,954</b>	<b>10,10,617</b>	<b>12,42,278</b>	<b>10,91,424</b>

No. 13—continued

ARTICLES, AND COUNTRIES OF CONSIGNMENT; ALSO SHARE OF EACH PROVINCE	QUANTITY					VALUE				
	1927-28	1928-29	1929-30	1930-31	1931-32	1927-28	1928-29	1929-30	1930-31	1931-32
						R	R	R	R	R
Vehicles, excluding locomotives, etc., for railways—continued										
<i>Ships, parts of (including Launches and Boats) (III. P)—continued.</i>										
Norway						447	250	1,967		
Germany						89,326	28,627	1,906	1,708	2,343
Netherlands						2,900	7,801	1,277		103
Belgium						12,640		64,887	3,684	
France							29,226	12	121	2,299
Italy						8,169	2,684			
Iraq						12,200	11,627	15		16,239
Java							1,000			
Sumatra						2,392	1,200			
Borneo (Dutch)						3,055				
Japan						5,500		5,500		
United States of America—										
Vid Atlantic Coast						16,808	24,962	25,036	7,764	1,452
Pacific										
Other Foreign Countries						671	60	200	500	19
<b>TOTAL FOREIGN COUNTRIES</b>						<b>1,53,037</b>	<b>1,07,497</b>	<b>1,01,160</b>	<b>14,077</b>	<b>22,465</b>
<i>Share of Bengal</i>										
Bombay						9,44,103	10,50,506	2,12,725	4,56,061	19,379
Sind						5,23,518	81,062	1,81,080	1,92,159	21,338
Madras						48,764	49,484	2,461	467	3,92,438
Burma						1,42,964	2,607	68,397	18,207	28,402
						99,258	3,00,792	6,56,324	5,59,466	6,51,372
<b>TOTAL</b>						<b>17,58,607</b>	<b>20,20,451</b>	<b>11,20,777</b>	<b>12,56,350</b>	<b>11,18,879</b>
<i>Total value of Vehicles, excluding locomotives, etc., for railways—</i>										
United Kingdom						2,95,43,957	4,30,20,034	4,25,24,631	2,95,54,130	2,02,02,817
Cyprus							2,017	277		18
Aden and Dependencies						15,446	19,210	2,008	4,233	18,025
Bahrain Islands						2,541	2,500	1,126	650	4,754
Ceylon						1,83,775	1,77,817	1,25,431	1,83,752	1,20,292
Straits Settlements (including Labuan)						1,53,413	1,87,244	1,47,920	1,23,809	1,04,755
Federated Malay States						1,650	2,967	6,755		4,888
Hongkong						11,802	488	1,277	2,186	1,78,276
Natal						265	5,026	3,640	14,753	1,662
Transvaal							5,913			
Cape of Good Hope						3,250		100		575
Kenya Colony						5,082	343	702	4,218	4,991
Tanganyika Territory						400	300	25	267	1,440
Mauritius and Dependencies						11,907	50			
Canada—										
Vid Atlantic Coast						1,28,72,583	1,39,98,203	95,54,319	94,97,743	23,11,050
Pacific						1,245		19,307	2,050	262
Western Australia									1,683	1,354
South Australia (including Northern Territory)							3,000	1,025		
Victoria						1,173	1,680		2,132	3,032
New South Wales							5,428		1,800	1,770
Queensland										86
Australian Commonwealth (Total)						1,173	10,108	1,025	5,516	6,186
Other British Possessions						825	73	265	975	12
<b>TOTAL BRITISH EMPIRE</b>						<b>4,23,08,814</b>	<b>5,74,27,243</b>	<b>5,23,88,607</b>	<b>3,93,94,341</b>	<b>2,29,54,953</b>
Latvia										1,223
Sweden						3,853	51,891	27,064	28,541	44,756
Norway						1,341	250	1,967	7,570	
Denmark							2,456	1,339	143	
Germany						22,11,950	85,79,570	31,37,482	24,86,078	24,83,225
Netherlands						1,39,979	2,47,721	4,01,045	2,18,789	1,07,099

GENERAL IMPORTS

( 604 )

No. 13—continued

ARTICLES, AND COUNTRIES OF CONSIGNMENT; ALSO SHARE OF EACH PROVINCE	QUANTITY					VALUE				
	1927-28	1928-29	1929-30	1930-31	1931-32	1927-28	1928-29	1929-30	1930-31	1931-32
						R	R	R	R	R
<b>Vehicles (excluding locomotives, etc., for railways)—continued</b>										
<i>Mechanically propelled vehicles (excluding railway locomotives and tractors)—concluded</i>										
<i>Total value of mechanically propelled vehicles and accessories (excluding railway locomotives and tractors)—continued</i>										
Austria						43,084	4,618	17,947	25,269	12,966
Hungary						..	..	..	81,886	1,069
Czechoslovakia						842	17,175	25,468	41,483	19,190
Turkey, European						..	..	..	4,458	441
Iraq						5,837	11,584	2,226	5,714	3,777
Syria						250	..	..	..	14,331
Mascat Territory and Trucial Oman						..	2,000	..	..	640
Other Native States in Arabia						3,180	2,025	..	3,375	..
Perak						3,310	3,660	7,121	23,393	5,055
Java						307	17,846	27,079	7,790	9,793
Siam						1,537	910	3,750	2,055	2,260
Indo-China (including Cochin-China, Cambodia, Annam, Tonkin and French leased territories in China).						..	3,070	..	..	..
China (exclusive of Hongkong and Macao)						4,219	791	12,092	1,479	2,632
Japan						1,04,019	1,17,855	30,361	89,881	25,378
Egypt						1,791	34,021	41,544	43,880	33,435
Portuguese East Africa						..	1,350	..	..	..
United States of America										
Via Atlantic Coast						2,52,50,736	4,19,44,498	4,45,41,459	2,39,35,990	1,40,71,901
" Pacific						2,32,327	61,079	1,32,512	2,75,198	1,27,184
Other Foreign Countries						1,294	153	..	163	1,162
<b>TOTAL FOREIGN COUNTRIES</b>						<b>3,20,43,298</b>	<b>4,94,45,201</b>	<b>5,30,68,494</b>	<b>3,06,55,613</b>	<b>1,92,11,931</b>
<b>Share of Bengal</b>						<b>1,78,61,259</b>	<b>2,71,12,544</b>	<b>2,64,51,627</b>	<b>1,95,33,585</b>	<b>1,04,23,498</b>
" Bombay						<b>1,63,15,070</b>	<b>3,03,33,523</b>	<b>3,37,43,674</b>	<b>2,26,09,208</b>	<b>1,54,37,942</b>
" Sind						<b>86,87,885</b>	<b>1,19,76,511</b>	<b>88,06,502</b>	<b>71,30,399</b>	<b>47,09,236</b>
" Madras						<b>1,04,52,332</b>	<b>1,53,39,834</b>	<b>1,37,19,996</b>	<b>98,61,027</b>	<b>42,17,421</b>
" Burma						<b>64,35,143</b>	<b>85,95,161</b>	<b>66,32,314</b>	<b>42,26,052</b>	<b>15,32,930</b>
<b>TOTAL</b>						<b>6,17,52,188</b>	<b>9,34,12,828</b>	<b>9,40,23,813</b>	<b>6,34,65,264</b>	<b>3,63,21,027</b>
<b>Ships, parts of (including Launches and Boats) (III, F)—</b>										
United Kingdom						15,83,978	18,99,686	10,04,433	12,39,178	9,29,304
Ceylon						547	2,633	12,133	1,963	216
Straits Settlements (including Labuan)						14,450	8,522	3,051	1,800	2,737
Hongkong						1,000	408	..	332	1,59,165
Natal						..	1,500	..	..	..
<b>TOTAL BRITISH EMPIRE</b>						<b>16,04,970</b>	<b>19,12,554</b>	<b>10,10,617</b>	<b>12,42,278</b>	<b>10,91,424</b>

No. 13—continued

ARTICLES, AND COUNTRIES OF CONSIGNMENT; ALSO SHARE OF EACH PROVINCE	QUANTITY					VALUE				
	1927-28	1928-29	1929-30	1930-31	1931-32	1927-28	1928-29	1929-30	1930-31	1931-32
Vehicles, excluding locomotives, etc., for railways—continued						R	R	R	R	R
Ships, parts of (including Launches and Boats) (III. F)—continued										
Norway										
Germany						447	250	1,967		
Netherlands						89,326	23,627	1,906	1,708	2,543
Belgium						2,900	7,601	1,277		103
France						12,649		64,887	3,684	
Italy							29,226	12	121	2,299
Iraq						8,189	2,684			16,239
Java						12,200	11,627	15		
Siam							1,000			
Borneo (Dutch)						2,392	1,200			
Japan						3,055				
United States of America—						5,500		5,800		
Via Atlantic Coast										
" Pacific "						16,808	24,962	25,036	7,764	1,452
Other Foreign Countries										
						671	60	200	500	19
TOTAL FOREIGN COUNTRIES						1,63,637	1,07,497	1,01,160	14,077	22,455
Share of Bengal										
Bombay						9,44,103	10,50,506	2,12,725	4,86,051	19,879
Sind						5,23,518	31,062	1,81,030	1,92,159	21,338
Madras						43,764	49,484	2,361	467	3,92,488
Burma						1,42,964	2,607	68,397	18,207	28,402
						99,258	8,06,792	6,55,324	5,69,466	6,67,872
TOTAL						17,58,607	20,20,451	11,20,777	12,66,850	11,18,879
Total value of Vehicles, excluding locomotives, etc., for railways—										
United Kingdom						2,95,43,057	4,30,20,034	4,25,24,631	2,95,54,130	2,02,02,817
Cyprus							2,017	277		18
Aden and Dependencies						15,446	19,210	2,008	4,233	18,025
Bahrain Islands						2,541	2,500	1,126	650	4,754
Ceylon						1,83,775	1,77,317	1,25,431	1,33,752	1,20,292
Straits Settlements (including Labuan)						1,53,413	1,87,244	1,47,920	1,23,869	1,04,755
Federated Malay States						1,650	2,967	6,755		4,638
Hongkong						11,802	438	1,277	2,186	1,78,276
Natal						265	5,026	3,640	14,753	1,662
Transvaal							5,913			
Cape of Good Hope						3,250		100		575
Kenya Colony						5,082	343	702	4,216	4,991
Rudganyika Territory						400	300	25	267	1,440
Mauritius and Dependencies						11,907	50			
Canada—										
Via Atlantic Coast						1,23,72,583	1,39,93,203	95,54,319	94,97,743	23,11,050
" Pacific "						1,245		19,307	2,050	262
Western Australia									1,638	1,354
South Australia (including Northern Territory)							3,000	1,025		
Victoria						1,173	1,660		2,132	3,032
New South Wales							5,423		1,800	1,770
Queensland										36
Australian Commonwealth (Total)						1,173	10,108	1,025	5,616	6,186
Other British Possessions						825	73	265	975	12
TOTAL BRITISH EMPIRE						4,23,09,814	5,74,27,243	5,23,88,607	3,93,94,351	2,29,54,953
Latvia										1,223
Sweden						3,853	51,891	27,064	28,541	44,756
Norway						1,341	250	1,967	7,570	
Denmark							2,456	1,339	143	
Germany						22,11,950	35,79,570	31,37,482	24,36,078	24,83,225
Netherlands						1,39,979	2,47,721	4,01,045	2,18,739	1,07,099

GENERAL IMPORTS

( 606 )

No. 13—continued

ARTICLES, AND COUNTRIES OF CONSIGNMENT; ALSO SHARE OF EACH PROVINCE	QUANTITY					VALUE				
	1927-28	1928-29	1929-30	1930-31	1931-32	1927-28	1928-29	1929-30	1930-31	1931-32
						R	R	R	R	R
<b>Vehicles, excluding loco- motives, etc., for railways</b> <i>—concluded</i> <b>Total value of Vehicles, in- cluding locomotives, etc., for railways—continued</b>										
Belgium . . . . .	—	—	—	—	—	2,63,682	15,98,180	23,62,859	15,07,401	9,52,821
France . . . . .	—	—	—	—	—	16,63,996	11,98,367	14,81,850	10,15,013	8,86,291
Switzerland . . . . .	—	—	—	—	—	32,994	810	1,273	5,419	16,151
Italy . . . . .	—	—	—	—	—	3,44,357	28,56,020	23,59,501	23,55,873	15,01,903
Austria . . . . .	—	—	—	—	—	44,532	4,970	18,151	25,269	12,966
Hungary . . . . .	—	—	—	—	—	..	..	..	84,886	1,084
Czechoslovakia . . . . .	—	—	—	—	—	1,139	17,361	26,405	44,836	24,061
Turkey, European . . . . .	—	—	—	—	—	..	..	2,353	4,453	441
Syria . . . . .	—	—	—	—	—	250	..	..	..	14,381
Maskat Territory and Trucial Oman . . . . .	—	—	—	—	—	50	2,060	..	45	670
Other Native States in Arabia	—	—	—	—	—	3,180	2,825	..	4,195	..
Iraq . . . . .	—	—	—	—	—	18,147	25,588	2,236	5,729	3,777
Persia . . . . .	—	—	—	—	—	3,641	3,695	7,121	23,483	5,065
Java . . . . .	—	—	—	—	—	332	18,646	37,999	8,090	9,793
Borneo (Dutch) . . . . .	—	—	—	—	—	3,055	..	..	..	..
Sum . . . . .	—	—	—	—	—	4,337	2,194	3,755	2,173	2,274
Indo-China (including Cochin-China, Cambodia, Annam, Tonkin and French leased territories in China) . . . . .	—	—	—	—	—	..	3,055	12	67	..
China (exclusive of Hong- kong and Macao) . . . . .	—	—	—	—	—	31,106	1,088	12,517	1,894	28,472
Japan . . . . .	—	—	—	—	—	5,89,536	8,70,738	9,76,251	15,28,321	14,74,638
Egypt . . . . .	—	—	—	—	—	1,791	34,081	41,944	43,898	33,435
Portuguese East Africa . . . . .	—	—	—	—	—	..	1,350	..	..	..
United States of America— Via Atlantic Coast . . . . .	—	—	—	—	—	2,54,31,659	4,20,48,521	4,46,08,232	2,39,80,834	1,41,55,930
„ Pacific „ . . . . .	—	—	—	—	—	2,32,477	61,079	1,32,512	2,75,549	1,30,299
Other Foreign Countries . . . . .	—	—	—	—	—	400	273	120	..	1,162
<b>TOTAL FOREIGN COUNTRIES</b>	—	—	—	—	—	3,46,27,834	5,26,32,823	5,60,84,093	3,36,58,502	2,18,91,925
<b>Share of Bengal</b> . . . . .	—	—	—	—	—	2,45,91,424	3,38,97,077	3,17,36,466	2,32,73,050	1,29,00,737
„ Bombay . . . . .	—	—	—	—	—	2,17,81,205	3,38,40,223	4,21,84,109	2,46,42,366	1,75,92,743
„ Sind . . . . .	—	—	—	—	—	1,07,34,554	1,44,71,187	1,08,78,469	85,91,731	63,00,895
„ Madras . . . . .	—	—	—	—	—	1,22,92,351	1,72,53,217	1,53,58,365	1,09,25,865	51,51,223
„ Burma . . . . .	—	—	—	—	—	76,47,114	1,05,98,162	83,21,191	56,19,321	28,11,280
<b>TOTAL</b>	—	—	—	—	—	7,69,36,648	11,00,59,866	10,84,72,900	7,30,52,883	4,48,46,878
<b>Wax of all kinds, other than paraffin wax (excluding candles) (II. L.)—</b> United Kingdom . . . . .	Cwts.	Cwts.	Cwts.	Cwts.	Cwts.					
Aden and Dependencies . . . . .	884	539	612	656	342	24,897	19,919	30,089	37,633	12,475
Ceylon . . . . .	26	..	..	..	..	1,090	..	..	..	..
Straits Settlements (including Labuan) . . . . .	16	1	3	..	..	1,941	150	116	..	..
British Borneo . . . . .	475	52	..	2	6	10,462	5,049	2	97	223
Other British Possessions . . . . .	38	..	..	..	..	4,446	..	..	..	..
<b>TOTAL BRITISH EMPIRE</b>	..	4	..	5	4	..	200	..	336	260
Germany . . . . .	1,439	596	615	663	352	42,836	25,313	30,207	38,066	12,958
Netherlands . . . . .	10	13	50	231	193	884	1,312	3,972	6,691	9,074
France . . . . .	..	..	..	1	62	..	..	..	209	1,872
Java . . . . .	..	..	35	11	..	..	..	3,842	1,068	..
Borneo (Dutch) . . . . .	..	17	..	..	9	..	720	..	..	1,044
Sum . . . . .	640	1,480	..	..	..	12,402	22,464	..	..	..
Japan . . . . .	..	54	..	..	..	..	1,629	..	..	..
United States of America— Via Atlantic Coast . . . . .	1,908	1,804	1,462	1,691	1,368	1,02,213	84,318	76,090	75,174	56,225
„ Pacific „ . . . . .	948	1,316	587	3,465	2,376	17,618	24,865	15,937	37,240	29,944
Brazil . . . . .	..	..	..	200	..	..	..	..	2,336	..
Other Foreign Countries . . . . .	..	..	..	25	14	..	..	..	1,246	1,032
<b>TOTAL FOREIGN COUNTRIES</b>	..	7	19	11	3	3	796	863	401	145
<b>Share of Bengal</b> . . . . .	3,506	4,491	2,153	5,035	4,025	1,33,125	1,36,104	1,00,704	1,26,365	99,336
„ Bombay . . . . .	2,284	2,930	1,269	1,929	2,069	71,898	74,864	52,206	42,125	44,763
„ Sind . . . . .	1,424	1,309	1,389	1,530	1,453	75,339	68,075	70,301	70,207	60,933
„ Madras . . . . .	311	198	31	325	27	10,416	6,234	2,933	12,575	1,314
„ Burma . . . . .	138	38	61	36	72	3,021	2,233	4,580	2,473	3,295
<b>TOTAL</b>	783	694	18	2,578	156	15,287	9,966	991	37,051	2,033
<b>TOTAL</b>	4,945	5,087	2,768	6,298	4,377	1,75,961	1,61,422	1,30,911	1,64,431	1,12,344



No. 13—continued

ARTICLES, AND COUNTRIES OF CONSIGNMENT; ALSO SHARE OF EACH PROVINCE	QUANTITY					VALUE				
	1927-28	1928-29	1929-30	1930-31	1931-32	1927-28	1928-29	1929-30	1930-31	1931-32
						R	R	R	R	R
<b>Wood and Timber—</b>										
<i>Deal and pinewood (II. R.)—</i>	Cubic tons	Cubic tons	Cubic tons	Cubic tons	Cubic tons					
United Kingdom . . . . .	276	118	325	111	175	20,440	23,989	42,365	17,527	20,247
Ceylon . . . . .	225	8	17	..	168	6,492	950	2,487	..	15,504
Straits Settlements (includ- ing Labuan) . . . . .	..	..	..	5	46	..	..	..	309	3,172
Hongkong . . . . .	..	..	20	..	..	..	..	2,409	..	..
Canada—										
Vid Atlantic Coast . . . . .	601	152	..	445	200	81,102	14,947	..	41,487	16,086
“ Pacific “ . . . . .	290	495	188	..	129	29,782	46,076	18,348	..	10,769
Other British Possessions . . . . .	..	11	..	..	..	..	660	..	..	..
<b>TOTAL BRITISH EMPIRE</b>	<b>1,592</b>	<b>784</b>	<b>550</b>	<b>561</b>	<b>713</b>	<b>1,37,816</b>	<b>86,572</b>	<b>65,604</b>	<b>59,278</b>	<b>65,778</b>
Finland . . . . .	16	..	..	..	..	1,825	..	..	..	..
Sweden . . . . .	3,820	1,694	1,166	1,337	1,268	4,48,848	1,98,196	1,45,579	1,55,948	1,36,607
Norway . . . . .	292	266	176	112	25	85,292	34,000	21,200	18,546	2,797
Germany . . . . .	20	..	98	25	..	1,768	..	12,130	2,589	1
Belgium . . . . .	124	10	24	..	..	9,160	1,422	2,086	26	15
Italy . . . . .	714	454	183	270	169	68,154	37,600	10,591	21,380	11,123
Fiume . . . . .	..	691	529	275	206	..	47,349	36,588	18,739	18,203
Austria . . . . .	232	226	65	51	23	16,302	18,898	5,452	4,287	1,701
Hungary . . . . .	46	..	..	..	..	4,100	..	..	..	..
Czechoslovakia . . . . .	52	73	2,060	..	..	4,558	5,848	7,825	..	..
Serb-Croat Slovene States (Jugo-Slavia). . . . .	2,384	1,660	1,028	3,122	2,027	1,99,767	1,40,711	2,44,620	2,48,090	1,50,811
Sumatra . . . . .	..	..	..	..	29	..	..	..	..	2,106
Syria . . . . .	..	..	..	39	..	..	..	..	3,172	..
Japan . . . . .	195	132	202	128	..	14,543	9,001	18,981	17,719	..
United States of America—										
Vid Atlantic Coast . . . . .	1,614	1,593	1,438	596	74	1,64,065	1,36,790	1,23,573	46,387	6,474
“ Pacific “ . . . . .	3,235	1,642	4,320	572	759	3,43,388	1,46,517	3,76,526	49,146	62,024
Other Foreign Countries . . . . .	..	1	..	12	3	..	20	..	293	170
<b>TOTAL FOREIGN COUNTRIES</b>	<b>12,687</b>	<b>8,463</b>	<b>11,239</b>	<b>6,529</b>	<b>4,583</b>	<b>13,11,750</b>	<b>7,76,852</b>	<b>10,01,001</b>	<b>5,75,202</b>	<b>8,87,032</b>
Share of Bengal . . . . .	5,492	1,918	4,293	757	9	5,39,527	1,53,910	3,58,259	61,301	1,909
“ Bombay . . . . .	4,582	5,480	6,763	4,575	3,636	4,64,463	5,42,004	5,56,916	4,33,222	3,11,051
“ Sind . . . . .	1,915	1,738	1,480	1,600	1,465	1,84,363	1,64,781	1,97,932	1,28,513	1,19,179
“ Madras . . . . .	..	24	78	39	182	..	3,161	11,567	4,388	19,376
“ Burma . . . . .	2,390	72	181	119	4	2,60,713	9,068	11,931	17,051	1,295
<b>TOTAL</b>	<b>14,279</b>	<b>9,246</b>	<b>11,789</b>	<b>7,000</b>	<b>5,296</b>	<b>14,49,566</b>	<b>8,62,924</b>	<b>10,66,605</b>	<b>6,34,475</b>	<b>4,52,810</b>
<b>Jarrah wood (II. R.) (a)—</b>	Cubic tons	Cubic tons	Cubic tons	Cubic tons	Cubic tons					
Western Australia . . . . .	1,497	2,681	2,260	..	46	1,68,451	2,64,560	3,14,730	..	4,253
Victoria . . . . .	..	..	..	..	..	..	..	68	..	..
New South Wales . . . . .	..	..	6	..	..	..	..	827	..	..
Australian Commonwealth (Total) . . . . .	1,497	2,681	2,266	..	46	1,68,451	2,64,560	3,15,620	..	4,253
Other British Possessions . . . . .	5	..	..	..	..	130	..	..	..	..
<b>TOTAL BRITISH EMPIRE</b>	<b>1,502</b>	<b>2,681</b>	<b>2,266</b>	<b>..</b>	<b>46</b>	<b>1,68,581</b>	<b>2,64,560</b>	<b>3,15,620</b>	<b>..</b>	<b>4,253</b>

(a) Sleepers of Jarrah and other wood are included in "Sleepers of wood" now shown under this head, formerly shown under "railway plant and roofing-stocks."

GENERAL IMPORTS

( 608 )

No. 13—continued

ARTICLES, AND COUNTRIES OF CONSIGNMENT; ALSO SHARE OF EACH PROVINCE	QUANTITY					VALUE				
	1927-28	1928-29	1929-30	1930-31	1931-32	1927-28	1928-29	1929-30	1930-31	1931-32
<b>Wood and Timber—continued</b>						R	R	R	R	R
<i>Jarrah wood (II. B.)—continued</i>	Cubic tons	Cubic tons	Cubic tons	Cubic tons	Cubic tons					
Germany	..	..	111	..	..	..	..	15,561	..	..
United States of America— Via Atlantic Coast	..	107	..	..	..	..	21,034	..	..	..
<b>TOTAL FOREIGN COUNTRIES</b>	..	197	111	..	..	..	21,034	15,561	..	..
<i>Share of Bengal</i>	1,497	1,779	177	..	..	1,68,452	2,02,585	27,295	..	..
" <i>Bombay</i>	..	1,099	510	..	46	..	33,699	46,301	..	4,253
" <i>Sind</i>	..	..	..	..	..	..	..	..	..	..
" <i>Madras</i>	6	..	1,090	..	..	130	..	2,87,586	..	..
<b>TOTAL</b>	1,502	2,878	2,377	..	46	1,68,581	2,36,494	3,21,181	..	4,253
<b>Teak wood (II. B.)—</b>	Cubic tons	Cubic tons	Cubic tons	Cubic tons	Cubic tons					
United Kingdom	37	..	..	..	..	14,104	..	..	20	..
Ceylon	15	..	..	36	8	3,258	51	173	2,036	2,773
Other British Possessions	..	2	..	..	..	..	261	..	..	2
<b>TOTAL BRITISH EMPIRE</b>	52	2	..	36	8	17,362	312	173	2,056	2,775
<b>Italy</b>	..	..	..	..	21	..	..	..	..	5,500
Serb-Croat Slovene States (Jugo-Slavia)	..	..	..	30	..	..	..	..	2,466	..
Yva	614	..	..	..	8	92,908	..	..	..	919
Hinu	7,699	9,420	9,872	10,434	11,268	11,49,642	14,30,188	15,41,390	14,95,224	18,85,549
Indo-China (including Cochin- China, Cambodia, Annam, Tonkin and French leased territories in China)	2,105	1,956	614	63	449	3,51,528	3,01,419	74,919	10,011	57,412
China (exclusive of Hongkong and Macao)	..	41	181	..	..	..	7,135	31,050	..	..
Japan	..	350	..	..	..	..	57,054	..	..	..
Other Foreign Countries	..	..	1	..	..	..	..	244	..	10
<b>TOTAL FOREIGN COUNTRIES</b>	10,418	11,767	10,668	10,527	11,746	15,95,078	17,95,796	16,47,608	15,07,701	14,42,390
<i>Share of Bengal</i>	..	30	43	..	2	..	5,329	7,315	..	1,138
" <i>Bombay</i>	10,409	11,556	9,812	8,763	10,580	15,92,663	17,61,317	15,11,548	12,39,419	13,02,906
" <i>Sind</i>	22	140	240	219	116	3,667	21,590	39,276	40,606	17,330
" <i>Madras</i>	39	43	573	1,581	1,051	15,110	7,413	39,637	2,29,322	1,39,875
" <i>Burma</i>	..	..	..	..	5	..	..	..	..	318
<b>TOTAL</b>	10,470	11,769	10,668	10,568	11,754	16,12,440	17,95,108	16,47,776	15,09,757	14,52,165

No. 13—continued

ARTICLES, AND COUNTRIES OF CONSIGNMENT; ALSO SHARE OF EACH PROVINCE	QUANTITY					VALUE				
	1927-28	1928-29	1929-30	1930-31	1931-32	1927-28	1928-29	1929-30	1930-31	1931-32
<b>Wood and Timber—continued</b>										
<i>Firewood (II. B)—</i>	Tons	Tons	Tons	Tons	Tons	R	R	R	R	R
United Kingdom . . . . .	27	1	3	88	148	355	15	90	1,225	2,374
Ceylon . . . . .	187	154	40	165	184	2,775	2,424	500	2,794	2,093
Straits Settlements (including Labuan) . . . . .	122	1	21	6	3	1,785	19	320	118	67
Other British Possessions . . . . .	6	3	18	5	30	90	25	271	75	450
<b>TOTAL BRITISH EMPIRE</b>	<b>323</b>	<b>159</b>	<b>82</b>	<b>264</b>	<b>365</b>	<b>4,055</b>	<b>2,483</b>	<b>1,171</b>	<b>4,212</b>	<b>5,874</b>
United States of America—										
Via Atlantic Coast . . . . .	354	548	477	545	608	5,811	8,227	7,110	8,195	6,290
" Pacific " . . . . .	5	1	38	2	57	75	15	540	80	848
Other Foreign Countries . . . . .	15	7	14	..	1	225	105	215	..	64
<b>TOTAL FOREIGN COUNTRIES</b>	<b>374</b>	<b>556</b>	<b>529</b>	<b>547</b>	<b>664</b>	<b>5,611</b>	<b>8,347</b>	<b>7,865</b>	<b>8,225</b>	<b>7,202</b>
Share of Bengal . . . . .	420	558	565	652	700	6,301	8,347	8,408	9,768	7,818
" Bombay . . . . .	..	..	..	..	..	10	..	..	..	..
" Sind . . . . .	20	1	..	1	2	240	15	25	15	34
" Madras . . . . .	254	158	46	158	327	3,375	2,468	605	2,654	5,924
" Burma . . . . .	3	..	..	..	..	140	..	..	..	..
<b>TOTAL</b>	<b>697</b>	<b>715</b>	<b>611</b>	<b>811</b>	<b>1,029</b>	<b>10,568</b>	<b>10,830</b>	<b>9,036</b>	<b>12,487</b>	<b>13,076</b>
	Tons	Tons	Tons	Tons	Tons					
<i>Sandal (II. B)—</i>										
United Kingdom . . . . .	..	1	..	9	..	1,395	112	66	1,077	..
Straits Settlements (including Labuan) . . . . .	132	82	90	55	101	57,787	35,556	40,811	25,420	44,925
Federated Malay States . . . . .	..	..	..	..	12	..	428	386	..	8,608
Hongkong . . . . .	..	..	3	30	..	..	..	2,084	18,862	13
Zanzibar and Pomba . . . . .	11	..	..	37	..	1,160	..	..	6,504	..
Kenya Colony . . . . .	76	174	23	102	22	8,680	21,286	2,800	17,578	3,776
Western Australia . . . . .	198	231	370	102	145	1,33,716	1,76,633	2,32,139	64,172	64,290
South Australia (including Northern Territory) . . . . .	4	15	..	..	..	2,393	8,001	..	..	25
Victoria . . . . .	6	..	..	..	..	3,756	..	..	..	..
Queensland . . . . .	1	..	..	5	..	487	..	..	2,838	..
<i>Australian Commonwealth (Total)</i> . . . . .	<i>209</i>	<i>296</i>	<i>370</i>	<i>107</i>	<i>145</i>	<i>1,40,413</i>	<i>1,84,634</i>	<i>2,32,139</i>	<i>67,010</i>	<i>64,315</i>
Other British Possessions . . . . .	..	..	..	..	..	2	490	..	..	173
<b>TOTAL BRITISH EMPIRE</b>	<b>423</b>	<b>558</b>	<b>485</b>	<b>340</b>	<b>280</b>	<b>2,09,436</b>	<b>2,42,465</b>	<b>2,78,292</b>	<b>1,86,451</b>	<b>1,16,807</b>
Madagascar . . . . .	..	..	..	..	72	..	..	..	..	8,100
Austria . . . . .	44	..	..	..	..	27,664	..	..	..	..
Siam . . . . .	9	..	..	..	..	3,113	..	..	..	97
Japan . . . . .	..	..	3	1	..	..	..	4,725	1,000	..
Other Foreign Countries . . . . .	..	..	..	..	..	6	..	..	26	..
<b>TOTAL FOREIGN COUNTRIES</b>	<b>53</b>	<b>..</b>	<b>3</b>	<b>1</b>	<b>72</b>	<b>30,782</b>	<b>..</b>	<b>4,725</b>	<b>1,026</b>	<b>8,197</b>
Share of Bengal . . . . .	..	1	..	..	..	..	112	209	..	..
" Bombay . . . . .	359	471	404	236	290	1,90,799	2,06,298	2,44,980	1,12,031	1,09,739
" Sind . . . . .	..	..	..	..	..	6	..	..	..	..
" Madras . . . . .	37	3	5	3	3	11,445	3,103	4,180	1,770	2,085
" Burma . . . . .	85	78	30	52	59	37,969	32,952	33,642	23,676	20,180
<b>TOTAL</b>	<b>481</b>	<b>553</b>	<b>489</b>	<b>341</b>	<b>352</b>	<b>2,40,219</b>	<b>2,42,465</b>	<b>2,83,017</b>	<b>1,37,477</b>	<b>1,25,004</b>

GENERAL IMPORTS

( 610 )

No. 13—continued

ARTICLES, AND COUNTRIES OF CONSIGNMENT; ALSO SHARE OF EACH PROVINCE	QUANTITY					VALUE				
	1927-28	1928-29	1929-30	1930-31	1931-32	1927-28	1928-29	1929-30	1930-31	1931-32
<b>Wood and Timber—continued</b>						R	R	R	R	R
Sleepers of wood for railways (a) (L. R.)—	Tons	Tons	Tons	Tons	Tons					
Western Australia . . .	—	733	5	..	..	—	98,846	877	..	—
Australian Commonwealth (Total) . . .	—	733	5	..	..	—	98,846	877	..	—
Other British Possessions . .	—	3	..	..	..	—	325	15	..	—
<b>TOTAL BRITISH EMPIRE</b>	—	736	5	..	..	—	99,171	892	..	—
Iraq . . . . .	—	28	..	..	..	—	1,875	..	..	—
Other Foreign Countries . .	—	7	..	..	..	—	667	39	..	—
<b>TOTAL FOREIGN COUNTRIES</b>	—	35	..	..	..	—	2,542	39	..	—
Share of Bengal . . . . .	—	396	..	..	..	—	54,235	39	..	..
“ Bombay . . . . .	—	344	..	..	..	—	45,278	..	..	..
“ Sind . . . . .	—	28	..	..	..	—	1,875	..	..	..
“ Madras . . . . .	—	3	5	..	..	—	325	392	..	..
<b>TOTAL</b>	—	771	5	..	..	—	1,01,713	931	..	..
<b>Other kinds of Wood and Timber (L. R.)—</b>										
United Kingdom . . . . .	—	—	—	—	—	2,00,766	1,33,791	1,06,456	67,527	1,15,237
Ceylon . . . . .	—	—	—	—	—	77,787	93,631	84,219	50,718	40,449
Straits Settlements (including Labuan) . . . . .	—	—	—	—	—	1,16,214	83,562	1,29,482	1,23,457	1,73,968
Hongkong . . . . .	—	—	—	—	—	94	14	1,261	..	..
Zanzibar and Pemba . . . . .	—	—	—	—	—	4,808	5,538	623	3,249	1,121
Kenya Colony . . . . .	—	—	—	—	—	33,134	6,055	8,057	21,632	3,887
Tanganyika Territory . . . . .	—	—	—	—	—	1,671	..	..	..	..
Canada—										
Fid Atlantic Coast . . . . .	—	—	—	—	—	..	..	1,068	..	..
Western Australia . . . . .	—	—	—	—	—	2,275	..	990	4,050	3,555
South Australia (including Northern Territory) . . . . .	—	—	—	—	—	..	4	..	2,068	..
Victoria . . . . .	—	—	—	—	—	..	1,112	890	30	..
New South Wales . . . . .	—	—	—	—	—	12	1,194	906	..	8,895
Australian Commonwealth (Total) . . . . .	—	—	—	—	—	2,287	2,310	2,786	7,948	12,450
Other British Possessions . .	—	—	—	—	—	240	..	53	860	1,026
<b>TOTAL BRITISH EMPIRE</b>	—	—	—	—	—	4,45,851	3,24,899	2,84,010	2,95,891	3,53,183
<b>Russia—</b>										
Northern Russia . . . . .	—	—	—	—	—	29,984	68,677	1,43,421	65,631	22,038
Pacific Ports (in Asia) . . . .	—	—	—	—	—	60,292	..	..	..	..
Finland . . . . .	—	—	—	—	—	..	..	..	3,854	1,70,015
Estonia . . . . .	—	—	—	—	—	6,475	1,38,482	11,445	9,310	78,111
Latvia . . . . .	—	—	—	—	—	30,520	2,24,555	3,01,488	2,90,421	1,85,091
Lithuania . . . . .	—	—	—	—	—	..	..	..	65,051	2,23,446
Poland (including Danzig) . . . .	—	—	—	—	—	46,294	79,170	1,25,936	2,06,538	1,92,806
Sweden . . . . .	—	—	—	—	—	3,78,214	3,16,272	3,59,891	27,192	1,55,621
Norway . . . . .	—	—	—	—	—	4,213	..	..	1,552	..
Germany . . . . .	—	—	—	—	—	3,75,215	4,74,119	6,01,358	7,84,968	4,57,320
Netherlands . . . . .	—	—	—	—	—	68	15	..	2,299	9,119
Belgium . . . . .	—	—	—	—	—	1,073	82	111	398	1,062

(a) Separately recorded from 1928-29; for previous years, figures see under "Railway plant."

No. 13—continued

ARTICLES, AND COUNTRIES OF CONSIGNMENT; ALSO SHARE OF EACH PROVINCE	QUANTITY					VALUE				
	1927-28	1928-29	1929-30	1930-31	1931-32	1927-28	1928-29	1929-30	1930-31	1931-32
						R	R	R	R	R
<b>Wood and Timber—continued</b>										
<i>Other kinds of Wood and Timber (II. E)—continued</i>										
Spain . . . . .	—	—	—	—	—	..	360	1,668	..	1,112
Portugal . . . . .	—	—	—	—	—	..	..	..	2,232	93
Italy . . . . .	—	—	—	—	—	68,106	2,404	4,338	330	41,546
Flume . . . . .	—	—	—	—	—	..	1,446	..	..	..
Austria . . . . .	—	—	—	—	—	8,325	3,637	078	3,577	4,103
Czechoslovakia . . . . .	—	—	—	—	—	4,406	..	..	..	..
Maskat Territory and Trucial Oman . . . . .	—	—	—	—	—	2,136	..	..	..	..
Persia . . . . .	—	—	—	—	—	..	18,840	30,132	..	..
Siam . . . . .	—	—	—	—	—	1,64,286	28,027	1,30,063	1,32,039	68,226
Java . . . . .	—	—	—	—	—	90	604	5,021	8,574	..
Indo-China . . . . .	—	—	—	—	—	10	30	1,23,104	11,685	20,826
Japan . . . . .	—	—	—	—	—	11,26,909	7,41,983	20,54,920	23,03,427	0,17,774
Portugese East Africa . . . . .	—	—	—	—	—	..	1,924	..	327	..
Madagascar . . . . .	—	—	—	—	—	17,375	12,346	..	2,503	12,433
United States of America—										
Via Atlantic Coast . . . . .	—	—	—	—	—	1,29,086	80,502	23,064	1,07,231	37,446
" Pacific " . . . . .	—	—	—	—	—	91,585	1,56,050	2,56,248	3,26,620	1,42,796
Other Foreign Countries . . . . .	—	—	—	—	—	1,895	684	2,073	164	58
<b>TOTAL FOREIGN COUNTRIES</b>	—	—	—	—	—	25,46,952	23,49,699	41,81,159	44,86,003	24,46,662
<i>Share of Bengal</i>										
" Bombay . . . . .	—	—	—	—	—	9,57,604	11,11,536	14,35,330	18,11,078	10,23,682
" Sind . . . . .	—	—	—	—	—	17,48,624	13,16,596	21,50,456	22,67,429	12,35,755
" Madras . . . . .	—	—	—	—	—	43,725	16,523	14,179	54,005	31,968
" Burma . . . . .	—	—	—	—	—	1,05,780	1,06,079	3,05,164	3,51,002	3,33,853
" " . . . . .	—	—	—	—	—	1,37,170	1,25,366	2,00,140	2,87,885	1,84,537
<b>TOTAL</b>	—	—	—	—	—	29,92,903	26,74,598	44,95,169	47,81,399	27,99,795
<b>Manufactures of Wood, other than furniture and cabinetware (III. G)—</b>										
United Kingdom . . . . .	—	—	—	—	—	6,42,544	6,63,083	6,51,939	5,07,284	3,66,577
Ceylon . . . . .	—	—	—	—	—	26,438	42,403	15,353	85,386	16,979
Straits Settlements (including Labuan) . . . . .	—	—	—	—	—	74,725	91,638	18,048	14,927	13,945
Hongkong . . . . .	—	—	—	—	—	3,204	4,861	5,052	4,611	2,855
Kenya Colony . . . . .	—	—	—	—	—	4,588	996	14,728	8,872	11,088
Tanganyika Territory . . . . .	—	—	—	—	—	..	3,086	26	..	6
Mauritius and Dependencies . . . . .	—	—	—	—	—	..	1,632	..	..	..
Western Australia . . . . .	—	—	—	—	—	..	770	1,178	25	1,428
South Australia (including Northern Territory) . . . . .	—	—	—	—	—	..	..	2	15	2
Victoria . . . . .	—	—	—	—	—	2,185	1,335	1,373	1,117	1,311
New South Wales . . . . .	—	—	—	—	—	1,920	3,275	6,548	3,270	1,417
Queensland . . . . .	—	—	—	—	—	4,214	..	..	..	1,595
Australian Commonwealth (Total) . . . . .	—	—	—	—	—	4,319	6,350	9,099	4,427	6,253
Other British Possessions . . . . .	—	—	—	—	—	1,129	378	339	242	1,162
<b>TOTAL BRITISH EMPIRE</b>	—	—	—	—	—	7,60,997	8,18,506	7,09,586	5,75,749	4,18,865

GENERAL IMPORTS

( 612 )

No. 13—continued

ARTICLES, AND COUNTRIES OF CONSIGNMENT; ALSO SHARE OF EACH PROVINCE	QUANTITY					VALUE				
	1927-28	1928-29	1929-30	1930-31	1931-32	1927-28	1928-29	1929-30	1930-31	1931-32
						R	R	R	R	R
<b>Wood and Timber—continued</b>										
<b>Manufactures of wood other than furniture and cabinetware (III. G)—continued</b>										
Russia—										
Northern Russia . . . . .	—	—	—	—	—	23,426	..	41,851	1,360	4,807
Southern Russia . . . . .	—	—	—	—	—	..	..	..	..	5,444
Finland . . . . .	—	—	—	—	—	6,652	1,716	7,316	27,462	8,211
Estonia . . . . .	—	—	—	—	—	83,271	1,06,853	1,16,315	1,11,262	44,793
Latvia . . . . .	—	—	—	—	—	..	1,055	..	..	1,685
Sweden . . . . .	—	—	—	—	—	94,470	1,05,501	1,23,435	60,892	59,356
Norway . . . . .	—	—	—	—	—	2,894	1,660	1,640	4,023	3,816
Denmark . . . . .	—	—	—	—	—	3,023	1,196	1,479	..	..
Poland (including Dantzg)	—	—	—	—	—	4,388	23,049	53,794	15,354	62,060
Germany . . . . .	—	—	—	—	—	1,69,026	2,46,500	2,46,382	1,06,067	1,35,221
Netherlands . . . . .	—	—	—	—	—	11,958	16,970	6,638	2,790	5,525
Belgium . . . . .	—	—	—	—	—	1,169	1,553	5,236	4,320	2,962
France . . . . .	—	—	—	—	—	2,791	3,259	5,993	8,564	6,123
Switzerland . . . . .	—	—	—	—	—	71	..	1,026	515	625
Italy . . . . .	—	—	—	—	—	6,413	6,713	18,037	19,866	11,836
Fiume . . . . .	—	—	—	—	—	..	12,554	..	..	..
Austria . . . . .	—	—	—	—	—	19,359	18,786	20,558	14,760	11,016
Czechoslovakia	—	—	—	—	—	12,344	18,523	30,363	36,914	26,231
Serb-Croat-Slovene State (Jugo-Slavia)	—	—	—	—	—	8,691	2,673	8,421	14,298	9,836
Perala . . . . .	—	—	—	—	—	3,840	1,303	502	250	9
Java . . . . .	—	—	—	—	—	2,885	360	1,974	87	243
Siam	—	—	—	—	—	112	20	17,895	25	3,402
China (exclusive of Hongkong and Macao)	—	—	—	—	—	4,707	7,109	13,735	16,459	9,933
Japan . . . . .	—	—	—	—	—	3,75,334	7,53,655	9,67,032	6,33,311	3,27,441
Egypt . . . . .	—	—	—	—	—	1,293	635	1,612	550	116
United States of America—										
Via Atlantic Coast . . . . .	—	—	—	—	—	66,154	1,24,999	1,35,847	1,43,763	51,693
" Pacific " . . . . .	—	—	—	—	—	3,501	3,990	8,769	45,065	7,854
Other Foreign Countries . . . . .	—	—	—	—	—	934	972	590	1,425	2,520
<b>TOTAL FOREIGN COUNTRIES</b>	—	—	—	—	—	<b>9,12,256</b>	<b>15,52,109</b>	<b>18,40,940</b>	<b>13,30,400</b>	<b>8,03,435</b>
<b>Share of Bengal . . . . .</b>	—	—	—	—	—	<b>5,63,570</b>	<b>3,71,343</b>	<b>9,64,225</b>	<b>7,82,758</b>	<b>4,42,303</b>
" Bombay . . . . .	—	—	—	—	—	<b>4,66,591</b>	<b>4,70,037</b>	<b>4,32,712</b>	<b>3,74,511</b>	<b>3,70,363</b>
" Sind . . . . .	—	—	—	—	—	<b>72,730</b>	<b>1,07,109</b>	<b>39,820</b>	<b>73,479</b>	<b>96,763</b>
" Madras . . . . .	—	—	—	—	—	<b>4,11,741</b>	<b>5,33,766</b>	<b>7,31,467</b>	<b>3,94,205</b>	<b>1,80,541</b>
" Burma . . . . .	—	—	—	—	—	<b>1,53,621</b>	<b>3,32,370</b>	<b>3,32,302</b>	<b>2,76,196</b>	<b>1,32,325</b>
<b>TOTAL</b>	—	—	—	—	—	<b>16,73,258</b>	<b>28,70,615</b>	<b>25,50,526</b>	<b>19,06,149</b>	<b>12,22,300</b>
<b>Total value of Wood and Timber—</b>										
United Kingdom . . . . .	—	—	—	—	—	8,83,804	8,25,943	8,00,906	6,14,660	5,04,438
Ceylon	—	—	—	—	—	1,16,882	1,40,282	52,732	90,934	78,088
Straits Settlements (including Labuan)	—	—	—	—	—	2,50,461	2,11,036	1,33,676	1,64,231	2,36,074
Federated Malaya States . . . . .	—	—	—	—	—	18	35	426	100	3,091
Hongkong . . . . .	—	—	—	—	—	3,298	4,375	10,831	23,473	2,868
Zanzibar and Pemba . . . . .	—	—	—	—	—	6,173	5,533	623	9,764	1,166
Kenya Colony . . . . .	—	—	—	—	—	46,402	28,312	25,591	48,052	23,691
Mauritius and Dependencies	—	—	—	—	—	..	1,632	..	..	..
Tanganyika Territory . . . . .	—	—	—	—	—	1,573	3,036	28	..	6
Canada—										
Via Atlantic Coast . . . . .	—	—	—	—	—	31,307	15,015	1,063	41,437	16,576
" Pacific " . . . . .	—	—	—	—	—	29,782	46,076	13,343	..	10,769
Western Australia	—	—	—	—	—	3,04,592	5,40,809	5,49,972	69,222	73,976
South Australia (including Northern Territory)	—	—	—	—	—	2,393	8,005	2	2,938	27
Victoria . . . . .	—	—	—	—	—	5,941	2,447	2,326	1,147	1,311
New South Wales . . . . .	—	—	—	—	—	1,932	4,469	8,231	3,270	10,312
Queensland . . . . .	—	—	—	—	—	4,701	..	..	2,338	1,595
Australian Commonwealth (Total)	—	—	—	—	—	<b>3,19,559</b>	<b>5,55,730</b>	<b>5,60,531</b>	<b>79,460</b>	<b>37,721</b>
Other British Possessions	—	—	—	—	—	941	1,393	493	991	1,440
<b>TOTAL BRITISH EMPIRE</b>	—	—	—	—	—	<b>17,44,998</b>	<b>18,33,968</b>	<b>16,55,348</b>	<b>10,73,132</b>	<b>9,37,425</b>

No. 13—continued

ARTICLES, AND COUNTRIES OF CONSIGNMENT; ALSO SHARE OF EACH PROVINCE	QUANTITY					VALUE				
	1927-28	1928-29	1929-30	1930-31	1931-32	1927-28	1928-29	1929-30	1930-31	1931-32
	R	R	R	R	R	R	R	R	R	R
<b>Wood and Timber—concluded</b>										
<i>Total value of Wood and Timber—continued</i>										
<b>Russia—</b>										
Russia Northern . . . . .	—	—	—	—	—	—	—	—	—	—
Russia Southern . . . . .	—	—	—	—	—	58,410	68,677	1,84,772	66,901	26,805
Pacific Ports (in Asia)	—	—	—	—	—	..	..	..	103	5,444
Finland . . . . .	—	—	—	—	—	60,292	..	..	..	..
Estonia . . . . .	—	—	—	—	—	8,969	1,716	7,316	31,310	1,78,226
Latvia . . . . .	—	—	—	—	—	89,746	2,45,340	1,37,760	1,20,572	1,22,063
Sweden . . . . .	—	—	—	—	—	80,520	2,25,610	3,01,488	2,00,421	1,86,776
Norway . . . . .	—	—	—	—	—	9,31,527	7,09,989	6,28,005	2,44,032	3,51,054
Denmark . . . . .	—	—	—	—	—	42,390	35,680	22,840	19,120	6,613
Poland (including Dantzic) . . . . .	—	—	—	—	—	3,023	1,196	1,499	..	..
Germany . . . . .	—	—	—	—	—	50,032	1,03,319	1,84,730	3,12,392	2,55,406
Netherlands . . . . .	—	—	—	—	—	5,46,004	7,20,619	8,75,431	9,03,599	5,98,042
Belgium . . . . .	—	—	—	—	—	12,021	16,985	6,688	5,098	14,644
France . . . . .	—	—	—	—	—	11,402	3,057	3,322	4,758	4,049
Spain . . . . .	—	—	—	—	—	2,791	3,259	6,335	8,564	6,123
Portugal . . . . .	—	—	—	—	—	10	360	1,703	240	1,237
Switzerland . . . . .	—	—	—	—	—	..	..	703	2,222	93
Italy . . . . .	—	—	—	—	—	186	..	1,429	515	625
Flume . . . . .	—	—	—	—	—	1,42,673	46,717	33,021	41,576	70,055
Austria . . . . .	—	—	—	—	—	..	61,349	36,588	18,739	13,203
Hungary . . . . .	—	—	—	—	—	72,150	40,311	26,988	22,574	16,320
Czechoslovakia . . . . .	—	—	—	—	—	4,400	..	..	366	3
Serb-Croat Slovene State (Jugo-Slavia) . . . . .	—	—	—	—	—	21,803	24,371	33,133	36,914	26,231
Lithuania . . . . .	—	—	—	—	—	2,06,443	1,43,334	2,53,790	2,64,854	1,60,074
Maskat Territory and Trucial Oman . . . . .	—	—	—	—	—	..	..	..	65,051	2,23,446
Iraq . . . . .	—	—	—	—	—	2,136	3	..	6	465
Syria . . . . .	—	—	—	—	—	863	1,918	317	336	125
Persia . . . . .	—	—	—	—	—	..	..	..	3,178	..
Sumatra . . . . .	—	—	—	—	—	3,840	20,043	30,373	250	9
Java . . . . .	—	—	—	—	—	..	..	..	..	2,106
Slam . . . . .	—	—	—	—	—	97,108	984	6,995	8,841	1,167
Indo-China (including Cochin- China, Cambodia, Annam, Tonkin and French leased territories in China) . . . . .	—	—	—	—	—	13,17,153	14,53,235	16,83,343	16,27,333	14,67,274
China (exclusive of Hong- kong and Macao) . . . . .	—	—	—	—	—	3,51,590	3,02,243	1,93,023	21,765	73,360
Japan . . . . .	—	—	—	—	—	5,007	14,399	44,999	16,643	10,110
Egypt . . . . .	—	—	—	—	—	15,16,792	15,61,993	30,40,553	30,39,957	9,45,234
Portuguese East Africa . . . . .	—	—	—	—	—	1,323	699	1,512	550	140
Madagascar . . . . .	—	—	—	—	—	25	1,934	5	372	16
United States of America—										
V4 Atlantic Coast . . . . .	—	—	—	—	—	17,375	12,346	..	2,503	20,573
" Pacific " . . . . .	—	—	—	—	—	3,64,616	3,73,119	2,94,594	3,05,576	1,01,373
Other Foreign Countries . . . . .	—	—	—	—	—	4,33,549	3,06,572	6,42,033	4,20,861	2,13,522
<b>TOTAL FOREIGN COUNTRIES</b>	—	—	—	—	—	537	1,536	430	369	1,224
<b>Share of Bengal</b>	—	—	—	—	—	64,02,430	65,06,779	86,98,393	79,08,562	51,01,973
" Bombay . . . . .	—	—	—	—	—	22,35,453	24,08,467	23,00,993	26,64,905	14,76,553
" Sind . . . . .	—	—	—	—	—	44,64,050	44,35,373	59,42,913	44,16,612	33,17,117
" Madras . . . . .	—	—	—	—	—	3,05,231	3,01,392	2,71,232	3,01,518	2,85,624
" Burma . . . . .	—	—	—	—	—	6,48,081	6,80,254	14,01,032	9,93,851	6,70,954
" <b>TOTAL</b>	—	—	—	—	—	5,94,613	6,50,256	6,38,021	6,04,303	3,39,155
<b>Postal Articles not speci- fied * (V)—</b>										
United Kingdom . . . . .	—	—	—	—	—	81,47,423	83,45,747	1,03,54,241	89,81,694	60,69,403
Channel Islands . . . . .	—	—	—	—	—	2,55,48,852	2,62,74,713	2,57,38,536	2,17,93,079	1,83,59,034
Gibraltar . . . . .	—	—	—	—	—	7,79,465	536	7	..	119
Malta and Gozo . . . . .	—	—	—	—	—	57,143	33,593	19,554	16,153	16,100
Palestine . . . . .	—	—	—	—	—	212	660	210	153	40
Aden and Dependencies . . . . .	—	—	—	—	—	..	163	14	..	31
Bahrain Islands . . . . .	—	—	—	—	—	31,763	33,307	33,532	45,420	34,456
Maldives . . . . .	—	—	—	—	—	2,430	2,987	2,705	2,301	2,335
Ceylon . . . . .	—	—	—	—	—	..	..	..	..	2
Straits Settlements (includ- ing Labuan) . . . . .	—	—	—	—	—	3,76,006	6,33,450	5,51,132	5,76,455	4,20,233
<b>TOTAL</b>	—	—	—	—	—	2,95,180	2,79,935	2,24,539	1,76,029	1,60,413

\* The following classes of imports by post, including letter packets (registered and ordinary post) referred to Collectors of Customs for assessment are included with their appropriate heads and sub-heads in the import returns: (a) Jewellery, (b) Precious stones, (c) Gold and Silver thread, (d) Cigarettes and (e) Cinematograph films.

ARTICLES, AND COUNTRIES OF CONSIGNMENT; ALSO SHARE OF EACH PROVINCE	QUANTITY					VALUE				
	1927-28	1928-29	1929-30	1930-31	1931-32	1927-28	1928-29	1929-30	1930-31	1931-32
<b>Postal Articles not specified* (V)—continued</b>						R	R	R	R	R
Federated Malay States . . . . .	—	—	—	—	—	78,834	90,311	75,242	58,542	35,131
British Borneo . . . . .	—	—	—	—	—	..	45	188	54	17
Hongkong . . . . .	—	—	—	—	—	11,55,608	7,25,284	5,86,968	9,51,706	7,53,898
Cape of Good Hope . . . . .	—	—	—	—	—	20	94	1	1,602	9
Natal . . . . .	—	—	—	—	—	50,560	38,477	55,707	50,685	51,709
Transvaal . . . . .	—	—	—	—	—	16	1,212	..	..	..
Rhodesia . . . . .	—	—	—	—	—	20	..	..	..	..
Zanzibar and Pemba . . . . .	—	—	—	—	—	11,658	8,389	8,911	4,106	7,083
Kenya Colony . . . . .	—	—	—	—	—	42,608	40,757	38,139	33,756	21,987
Tanganyika Territory . . . . .	—	—	—	—	—	7,044	8,120	9,400	7,258	6,844
Uganda Protectorate . . . . .	—	—	—	—	—	18	..	2	..	..
Somaland Protectorate . . . . .	—	—	—	—	—	437	517	116	164	87
Mauritius and Dependencies . . . . .	—	—	—	—	—	1,906	1,790	1,069	717	29
Seychelles . . . . .	—	—	—	—	—	577	419	415	622	570
Canada—										
<i>Via Atlantic Coast</i> . . . . .	—	—	—	—	—	3,733	3,131	3,443	6,132	4,332
<i>" Pacific "</i> . . . . .	—	—	—	—	—	6	559	..	44	33
Bermudas . . . . .	—	—	—	—	—	2	..	..	..	..
British West India Islands . . . . .	—	—	—	—	—	..	9	..	40	..
British Guiana . . . . .	—	—	—	—	—	366	..	..	..	..
Western Australia . . . . .	—	—	—	—	—	2,745	2,671	3,154	10,888	524
South Australia (including Northern Territory) . . . . .	—	—	—	—	—	3,337	1,930	4,718	4,300	1,016
Victoria . . . . .	—	—	—	—	—	18,002	18,479	18,249	15,330	3,473
Tasmania . . . . .	—	—	—	—	—	293	3	3	69	25
New South Wales . . . . .	—	—	—	—	—	10,309	19,329	13,620	6,073	7,979
Queensland . . . . .	—	—	—	—	—	1,834	1,134	2,079	67,635	316
<i>Australian Commonwealth (Total)</i> . . . . .	—	—	—	—	—	38,520	43,546	41,323	1,05,400	13,333
New Zealand (including Nauru and British Samoa) . . . . .	—	—	—	—	—	3,374	7,373	3,907	6,192	2,703
Fiji Islands . . . . .	—	—	—	—	—	1,552	1,655	1,130	467	136
<b>TOTAL BRITISH EMPIRE</b> . . . . .	—	—	—	—	—	2,89,90,995	2,82,87,051	2,74,06,790	2,38,38,242	2,03,94,279
Finland . . . . .	—	—	—	—	—	4	..	..	..	..
Sweden . . . . .	—	—	—	—	—	5,922	2,632	40	29	973
Norway . . . . .	—	—	—	—	—	459	3,211	142	..	1
Denmark . . . . .	—	—	—	—	—	772	134	58	2	4
Germany . . . . .	—	—	—	—	—	12,13,351	13,44,413	12,97,060	12,40,109	10,06,233
Netherlands . . . . .	—	—	—	—	—	33,860	9,613	8,399	10,010	20,397
Belgium . . . . .	—	—	—	—	—	2,41,566	30,147	1,96,327	1,23,223	6,080
France . . . . .	—	—	—	—	—	13,06,234	13,83,540	15,42,939	12,25,556	10,31,321
Spain . . . . .	—	—	—	—	—	36	1,156	620	755	350
Portugal . . . . .	—	—	—	—	—	15	..	..	305	..
Switzerland . . . . .	—	—	—	—	—	7,06,523	30,23,023	10,59,740	13,25,425	16,02,973
Italy . . . . .	—	—	—	—	—	51,99,132	43,34,513	70,83,401	52,45,409	44,83,436
Austria . . . . .	—	—	—	—	—	34,565	30,763	3,75,362	5,77,612	21,011
Hungary . . . . .	—	—	—	—	—	422	24	4	1,564	529
Czechoslovakia . . . . .	—	—	—	—	—	..	23	1,238	177	..
Greece . . . . .	—	—	—	—	—	1,494	521	153	79	96
Turkey, Asiatic . . . . .	—	—	—	—	—	917	1,347	23	1,077	335
Syria . . . . .	—	—	—	—	—	..	..	..	..	..
Mascat Territory and Trucial Oman . . . . .	—	—	—	—	—	4,313	4,561	6,031	4,116	2,023
Other Native States in Arabia . . . . .	—	—	—	—	—	649	543	101	449	6

\* The following classes of imports by post, including letter packets (registered and ordinary post) referred to Collectors of Customs for assessment, are included with their appropriate heads and sub-heads in the import returns: (a) Jewellery, (b) Precious stones, (c) Gold and Silver thread, (d) Cigarettes and (e) Cinematograph film.



No. 18—continued

ARTICLES, AND COUNTRIES OF CONSIGNMENT; ALSO SHARE OF EACH PROVINCE	QUANTITY					VALUE				
	1927-28	1928-29	1929-30	1930-31	1931-32	1927-28	1928-29	1929-30	1930-31	1931-32
<b>Postal Articles not specified* (V)—concluded</b>						₹	₹	₹	₹	₹
Iraq . . . . .	—	—	—	—	—	1,63,378	52,615	39,024	7,776	6,496
Persia . . . . .	—	—	—	—	—	11,928	9,031	7,006	16,409	5,213
Henjam Island . . . . .	—	—	—	—	—	7,070	..	8	6	..
Sumatra . . . . .	—	—	—	—	—	35	..	200	50	..
Java . . . . .	—	—	—	—	—	2,775	2,106	4,198	3,149	..
Borneo (Dutch) . . . . .	—	—	—	—	—	..	..	80	..	3,161
Celebes and other Islands . . . . .	—	—	—	—	—	9,923	1,789	218	1,980	2,088
Stam . . . . .	—	—	—	—	—	59,839	53,413	50,073	59,106	30,136
Indo-China (including Cochin-China, Cambodia, Annam, Tonkin and French leased territories in China) . . . . .	—	—	—	—	—	188	1,584	1,103	3,917	458
Philippine Islands and Guam . . . . .	—	—	—	—	—	..	20	9	9	7
China (exclusive of Hongkong and Macao) . . . . .	—	—	—	—	—	7,17,481	5,88,295	6,77,551	5,28,691	3,48,310
Japan . . . . .	—	—	—	—	—	9,04,692	7,21,877	6,03,250	4,84,268	5,26,413
Egypt . . . . .	—	—	—	—	—	2,39,962	2,33,258	2,61,169	1,19,311	61,311
Algeria . . . . .	—	—	—	—	—	..	..	..	43	..
French West Africa . . . . .	—	—	—	—	—	..	..	..	..	..
Portuguese West Africa . . . . .	—	—	—	—	—	315	..	..	..	..
Portuguese East Africa . . . . .	—	—	—	—	—	4,174	3,740	4,892	2,051	1,327
Madagascar . . . . .	—	—	—	—	—	1,952	7,750	3,665	2,126	1,385
Reunion . . . . .	—	—	—	—	—	..	122	170	160	57
Italian East Africa (Somaliland and Eritrea) . . . . .	—	—	—	—	—	..	..	..	..	..
French Somaliland . . . . .	—	—	—	—	—	..	59	137	..	305
United States of America— Via Atlantic Coast . . . . .	—	—	—	—	—	1,95,836	2,06,329	65,917	1,08,254	18,424
" Pacific " . . . . .	—	—	—	—	—	32,875	1,698	33,749	3,438	1,776
Venezuela . . . . .	—	—	—	—	—	..	..	..	644	..
Cuba . . . . .	—	—	—	—	—	15	2	..	..	..
Uruguay . . . . .	—	—	—	—	—	..	..	..	84	..
Hayti and St. Domingo . . . . .	—	—	—	—	—	304	1,077	832	1,161	1,688
Colombia . . . . .	—	—	—	—	—	..	..	50	..	..
Brazil . . . . .	—	—	—	—	—	..	..	..	..	..
Argentine Republic (including the Atlantic Coast of Patagonia) . . . . .	—	—	—	—	—	..	700	2,050	..	4
Hawaii . . . . .	—	—	—	—	—	..	..	8	..	..
<b>TOTAL FOREIGN COUNTRIES</b>	—	—	—	—	—	1,12,13,176	1,21,16,249	1,33,94,397	1,16,02,616	92,39,697
Share of Bengal . . . . .	—	—	—	—	—	1,05,33,449	1,12,58,033	1,04,50,667	91,36,300	80,24,334
" Bombay . . . . .	—	—	—	—	—	1,58,91,124	1,58,28,423	1,34,18,363	1,58,36,590	1,33,71,237
" Sind . . . . .	—	—	—	—	—	62,76,691	57,96,099	59,47,160	48,64,316	39,87,328
" Madras . . . . .	—	—	—	—	—	42,88,073	39,30,836	37,39,559	34,86,982	30,12,185
" Burma . . . . .	—	—	—	—	—	32,19,829	36,99,889	22,44,933	21,18,610	12,98,394
<b>TOTAL</b>	—	—	—	—	—	4,02,04,171	4,04,03,300	4,02,01,187	3,61,40,359	2,99,33,976
<b>All other articles of merchandise—</b>										
<b>Unmanufactured (II. S)—</b>										
United Kingdom . . . . .	—	—	—	—	—	70,888	95,487	22,137	31,929	8,440
Bahrain Islands . . . . .	—	—	—	—	—	8,694	6,126	10,446	11,755	5,832
Ceylon . . . . .	—	—	—	—	—	12,301	16,176	18,043	22,021	2,153
Straits Settlements (including Labuan) . . . . .	—	—	—	—	—	7,592	5,978	6,182	7,718	5,327
Hongkong . . . . .	—	—	—	—	—	6,825	1,360	2,830	2,307	2,271
Seychelles . . . . .	—	—	—	—	—	..	..	..	1,413	..
Other British Possessions . . . . .	—	—	—	—	—	1,658	77	1,639	1,172	373
<b>TOTAL BRITISH EMPIRE</b>	—	—	—	—	—	1,07,958	1,25,204	61,227	78,315	24,295

\* The following classes of imports by post, including letter packets (registered and ordinary post) referred to Collectors of Customs for assessment, are included with their appropriate heads and sub-heads in the import returns: (a) Jewellery, (b) Precious stones, (c) Gold and Silver thread, (d) Cigarettes and (e) Cigar articles Box.

GENERAL IMPORTS

No. 13—continued

ARTICLES, AND COUNTRIES OF CONSIGNMENT; ALSO SHARE OF EACH PROVINCE	QUANTITY					VALUE				
	1927-28	1928-29	1929-30	1930-31	1931-32	1927-28	1928-29	1929-30	1930-31	1931-32
						₹	₹	₹	₹	₹
<b>All other articles of merchandise—continued</b>										
<i>Unmanufactured (XI. B)—continued</i>										
Sweden . . . . .	—	—	—	—	—	1,255	..	..	..	..
Germany . . . . .	—	—	—	—	—	10,858	8,018	8,048	2,142	1,808
Belgium . . . . .	—	—	—	—	—	589	233	231	1,110	281
Luxemburg . . . . .	—	—	—	—	—	..	6,529	..	..	..
France . . . . .	—	—	—	—	—	74,045	81,428	40,515	42,823	34,588
Italy . . . . .	—	—	—	—	—	41,000	1,422	36,298	26,620	356
Greece . . . . .	—	—	—	—	—	..	7,760	5,259	..	..
Mascat Territory and Trucial Oman . . . . .	—	—	—	—	—	1,310	52	135	..	885
Other Native States in Arabia . . . . .	—	—	—	—	—	5,810	321	7,604	9,048	7,235
Iraq . . . . .	—	—	—	—	—	567	1,104	1,782	1,102	4,081
Persia . . . . .	—	—	—	—	—	15,602	15,844	37,068	18,830	15,271
Java . . . . .	—	—	—	—	—	12,231	4,689	11,312	8,067	3,182
Siam . . . . .	—	—	—	—	—	34	..	2,915	20	11
Japan . . . . .	—	—	—	—	—	3,811	2,282	2,871	184	74
Egypt . . . . .	—	—	—	—	—	2,230	..	2,492	10,499	14
United States of America—										
Via Atlantic Coast . . . . .	—	—	—	—	—	4,334	1,006	47	616	1,487
" Pacific " . . . . .	—	—	—	—	—	..	..	40,483	91	256
Other Foreign Countries . . . . .	—	—	—	—	—	647	1,338	748	364	1,802
<b>TOTAL FOREIGN COUNTRIES</b>	—	—	—	—	—	1,78,823	82,571	1,93,692	1,21,514	70,621
<i>Share of Bengal</i>										
" Bombay . . . . .	—	—	—	—	—	59,376	91,757	73,842	32,295	9,936
" Sind . . . . .	—	—	—	—	—	1,79,451	57,609	49,745	63,033	38,324
" Madras . . . . .	—	—	—	—	—	15,308	6,827	1,19,989	99,164	34,739
" Burma . . . . .	—	—	—	—	—	7,502	16,841	15,870	24,673	5,553
" . . . . .	—	—	—	—	—	20,145	4,741	4,473	4,014	6,814
<b>TOTAL</b>	—	—	—	—	—	2,81,781	2,07,775	2,54,919	1,99,329	94,916
<i>Manufactured (LII. F)—</i>										
United Kingdom . . . . .	—	—	—	—	—	12,73,015	15,04,824	12,56,297	9,77,918	8,08,543
Faeroe Islands . . . . .	—	—	—	—	—	105	..	..	1,304	..
Aden and Dependencies . . . . .	—	—	—	—	—	535	2,736	562	179	..
Ceylon . . . . .	—	—	—	—	—	36,306	1,81,120	24,668	18,517	8,889
Straits Settlements (including Labuan) . . . . .	—	—	—	—	—	1,37,785	1,72,906	75,416	38,283	66,837
Federated Malay States . . . . .	—	—	—	—	—	1,711	263	421	502	1,118
Hongkong . . . . .	—	—	—	—	—	38,544	30,871	41,982	33,001	20,842
Zanzibar and Pemba . . . . .	—	—	—	—	—	25	3,548	5	994	249
Kenya Colony . . . . .	—	—	—	—	—	30	..	8	1,345	337
Canada—										
Via Atlantic Coast . . . . .	—	—	—	—	—	1,579	28,470	2,789	9,006	1,155
" Pacific " . . . . .	—	—	—	—	—	..	220	..	..	..
Western Australia . . . . .	—	—	—	—	—	32,578	8,875	2,664	..	630
South Australia (including Northern Territory) . . . . .	—	—	—	—	—	..	..	50	..	..
Victoria . . . . .	—	—	—	—	—	1,750	95	250	261	74
Tasmania . . . . .	—	—	—	—	—	10	..	..	..	..
New South Wales . . . . .	—	—	—	—	—	23,098	17,488	12,453	8,221	18
Australian Commonwealth (Total) . . . . .	—	—	—	—	—	58,336	35,958	15,422	3,482	722
Other British Possessions . . . . .	—	—	—	—	—	1,001	1,547	1,376	188	474
<b>TOTAL BRITISH EMPIRE</b>	—	—	—	—	—	15,48,922	19,46,963	14,79,591	10,99,669	9,04,216

No. 13—concluded

ARTICLES, AND COUNTRIES OF CONSIGNMENT; ALSO SHARE OF EACH PROVINCE	QUANTITY					VALUE				
	1927-28	1928-29	1929-30	1930-31	1931-32	1927-28	1928-29	1929-30	1930-31	1931-32
						R	R	R	R	R
<b>All other articles of Merchandise—continued</b>										
<b>Manufactured (III. V)— continued</b>										
Sweden . . . . .	—	—	—	—	—	14,065	24,784	26,033	36,014	26,071
Norway . . . . .	—	—	—	—	—	1,256	26,015	224	92	489
Germany . . . . .	—	—	—	—	—	3,37,263	5,40,431	5,17,242	3,30,299	2,59,854
Netherlands . . . . .	—	—	—	—	—	8,531	82,866	1,23,498	50,750	80,208
Belgium . . . . .	—	—	—	—	—	3,604	31,998	11,423	14,894	10,825
Luxemburg . . . . .	—	—	—	—	—	—	—	—	—	—
France . . . . .	—	—	—	—	—	32,850	70,723	29,160	19,850	39,576
Spain . . . . .	—	—	—	—	—	57	5,808	601	1,482	1,107
Portugal . . . . .	—	—	—	—	—	31	799	2,713	10	3
Switzerland . . . . .	—	—	—	—	—	1,969	13,762	6,314	5,060	9,698
Italy . . . . .	—	—	—	—	—	18,991	55,376	35,271	18,311	18,878
Austria . . . . .	—	—	—	—	—	22,808	18,131	8,310	4,643	5,051
Greece . . . . .	—	—	—	—	—	—	—	465	1,581	332
Czechoslovakia . . . . .	—	—	—	—	—	1,87,584	1,32,247	51,782	33,284	17,731
Mascat Territory and Trucial Oman . . . . .	—	—	—	—	—	1,080	1,806	839	702	51
Other Native States in Arabia	—	—	—	—	—	6,314	15,574	3,590	657	503
Iraq . . . . .	—	—	—	—	—	6,323	1,988	2,117	4,014	824
Persia . . . . .	—	—	—	—	—	54,775	48,523	23,042	35,622	34,601
Java . . . . .	—	—	—	—	—	8,574	5,729	2,057	9,856	533
Siam . . . . .	—	—	—	—	—	872	1,123	318	539	136
Borneo (Dutch) . . . . .	—	—	—	—	—	1,239	—	—	—	—
Indo-China . . . . .	—	—	—	—	—	—	1	2,157	10	391
China (exclusive of Hong- kong and Macão) . . . . .	—	—	—	—	—	25,519	26,011	26,744	29,725	22,158
Japan . . . . .	—	—	—	—	—	9,55,754	14,24,860	10,34,512	3,98,396	3,40,107
Egypt . . . . .	—	—	—	—	—	555	—	70	10,370	169
United States of America—										
<i>Via Atlantic Coast</i> . . . . .	—	[E]	—	—	—	2,09,681	2,63,218	3,34,292	3,20,173	2,09,703
" Pacific " . . . . .	—	—	—	—	—	49	749	26,064	4,257	202
Mexico . . . . .	—	—	—	—	—	—	—	3,554	—	—
Other Foreign Countries . . . . .	—	—	—	—	—	349	987	1,259	739	810
<b>TOTAL FOREIGN COUNTRIES</b>	—	—	—	—	—	18,55,538	27,88,499	23,42,264	13,32,980	11,51,070
<b>Share of Bengal . . . . .</b>	—	—	—	—	—	7,10,336	7,08,429	6,48,109	3,23,335	2,50,234
" Bombay . . . . .	—	—	—	—	—	16,60,984	24,34,424	30,13,076	11,29,073	10,05,143
" Sind . . . . .	—	—	—	[—]	—	1,54,770	1,34,793	1,56,532	1,36,439	1,25,463
" Madras . . . . .	—	—	—	—	—	6,56,993	10,76,617	6,44,769	5,69,147	4,73,690
" Burma . . . . .	—	—	—	—	—	2,20,877	2,31,194	2,39,619	2,63,747	1,94,362
<b>TOTAL</b>	—	—	—	—	—	34,04,460	47,35,462	37,61,155	24,32,649	20,55,236
<b>GRAND TOTAL VALUE OF MERCHANDISE IMPORTED (exclusive of Government Stores)</b>	—	—	—	—	—	249,33,64,366	253,30,59,741	240,79,69,341	164,79,36,863	126,37,14,115
<b>Share of Bengal . . . . .</b>	—	—	—	—	—	86,40,90,570	89,00,33,734	83,37,64,794	51,20,96,789	34,66,08,177
" Bombay . . . . .	—	—	—	—	—	86,37,76,590	84,13,53,914	82,65,31,263	56,93,30,035	49,76,07,176
" Sind . . . . .	—	—	—	—	—	26,40,69,840	31,62,52,312	26,47,61,249	19,48,04,711	15,56,08,136
" Madras . . . . .	—	—	—	—	—	24,56,50,871	27,62,30,003	26,37,74,314	20,70,46,969	15,62,55,333
" Burma . . . . .	—	—	—	—	—	26,07,56,495	21,04,34,773	21,41,37,721	16,40,03,356	10,50,45,193
<b>SUBJECT TO DUTY . . . . .</b>	—	—	—	—	—	225,21,60,453	210,43,19,635	208,65,42,752	132,31,32,697	107,34,03,139
<b>FREE OF DUTY . . . . .</b>	—	—	—	—	—	24,62,03,913	42,87,40,106	37,14,26,589	31,98,04,166	19,03,05,976
<b>TOTAL</b>	—	—	—	—	—	249,33,64,366	253,30,59,741	240,79,69,341	164,79,36,863	126,37,14,115

## GENERAL EXPORTS OF INDIAN MERCHANDISE

IN EACH OFFICIAL YEAR FROM 1927-28 TO 1931-32.

[NOTES.—(1) All exports are free of duty except Rice (husked and unhusked) and Rice flour, Jute (raw and manufactured) been subject to duty from 1st March, 1916 and raw hides and skins from 11th September, 1919.

(2) The summary classes and their sub-divisions are shown in brackets against articles. For Summaries, see pages 9 to

ARTICLES, AND COUNTRIES OF FINAL DESTINATION; ALSO SHARE OF EACH PROVINCE	QUANTITY					VALUE				
	1927-28	1928-29	1929-30	1930-31	1931-32	1927-28	1928-29	1929-30	1930-31	1931
	No.	No.	No.	No.	No.	R	R	R	R	R
<b>Animals, Living—</b>										
<b>Cattle (excepting sheep and goats) (IV. B)—</b>										
United Kingdom . . . . .	..	28	..	..	..	..	5,560	..	..	..
Bahrain Islands . . . . .	41	..	..	..	..	4,050	..	..	..	..
Ceylon . . . . .	✓11,448	7,005	1,639	959	572	6,71,832	3,66,521	1,03,875	97,482	6
Straits Settlements (including Labuan) . . . . .	3,926	939	384	357	161	4,12,478	80,475	48,369	33,115	1
Federated Malay States . . . . .	2,791	707	171	421	28	3,55,750	80,300	18,850	40,143	..
Hongkong . . . . .	5	..	..	..	..	1,600	..	..	..	..
Tanganyika Territory . . . . .	4	12	..	..	..	1,000	1,600	..	..	..
Other British Possessions . . . . .	1	1	2	..	..	24	8	110	..	..
<b>TOTAL BRITISH EMPIRE</b>	<b>18,216</b>	<b>8,692</b>	<b>2,196</b>	<b>1,737</b>	<b>756</b>	<b>14,46,729</b>	<b>5,34,464</b>	<b>1,71,204</b>	<b>1,70,740</b>	<b>8</b>
<b>Foreign Countries</b>										
Siam . . . . .	128	6	..	..	..	7,070	320	..	..	..
Indo-China (including Cochin China, Cambodia, Annam, Tonkin and French leased territories in China) . . . . .	14	..	30	..	..	7,000	..	3,200	..	..
Formosa . . . . .	..	..	..	5	..	..	..	..	2,000	..
Brazil . . . . .	..	..	..	192	..	..	..	..	76,800	..
Other Foreign Countries . . . . .	1	8	..	5	..	80	320	..	1,000	..
<b>TOTAL FOREIGN COUNTRIES</b>	<b>138</b>	<b>14</b>	<b>30</b>	<b>202</b>	<b>..</b>	<b>14,150</b>	<b>640</b>	<b>3,200</b>	<b>79,800</b>	<b>..</b>
<b>Share of Bengal</b>	<b>282</b>	<b>204</b>	<b>181</b>	<b>147</b>	<b>110</b>	<b>37,573</b>	<b>36,955</b>	<b>29,976</b>	<b>23,405</b>	<b>16</b>
" Bombay . . . . .	23	12	73	197	..	2,600	1,600	2,400	78,300	..
" Sind . . . . .	531	508	64	5	..	40,550	31,060	4,500	1,000	..
" Madras . . . . .	17,104	7,936	1,771	1,391	530	13,39,138	4,63,039	1,19,125	1,38,225	61
" Burma . . . . .	364	46	137	199	66	33,670	2,400	11,404	9,110	6
<b>TOTAL</b>	<b>18,354</b>	<b>8,706</b>	<b>2,226</b>	<b>1,939</b>	<b>756</b>	<b>14,60,879</b>	<b>5,35,104</b>	<b>1,74,404</b>	<b>2,50,540</b>	<b>84</b>
<b>Horses (IV. A)—</b>										
United Kingdom . . . . .	1	2	8	..	1	1,000	2,700	11,500	..	..
Ceylon . . . . .	..	39	11	5	1	..	82,500	16,500	14,000	1
Straits Settlements (including Labuan) . . . . .	29	2	12	..	..	84,200	2,000	2,100	..	..
Other British Possessions . . . . .	1	..	1	..	..	400	..	500	..	..
<b>TOTAL BRITISH EMPIRE</b>	<b>31</b>	<b>43</b>	<b>32</b>	<b>5</b>	<b>2</b>	<b>85,600</b>	<b>87,200</b>	<b>31,600</b>	<b>14,000</b>	<b>1.5</b>
<b>Foreign Countries</b>										
France . . . . .	..	..	1	..	..	..	..	2,000	..	..
Japan . . . . .	18	3	..	..	..	6,500	23,500	..	..	..
Other Foreign Countries . . . . .	2	..	..	1	..	450	..	..	500	..
<b>TOTAL FOREIGN COUNTRIES</b>	<b>15</b>	<b>3</b>	<b>1</b>	<b>1</b>	<b>..</b>	<b>6,950</b>	<b>23,500</b>	<b>2,000</b>	<b>500</b>	<b>..</b>
<b>Share of Bengal</b>	<b>..</b>	<b>..</b>	<b>10</b>	<b>..</b>	<b>1</b>	<b>..</b>	<b>..</b>	<b>15,500</b>	<b>..</b>	<b>3</b>
" Bombay . . . . .	13	14	6	..	..	6,500	43,500	8,000	..	..
" Sind . . . . .	2	1	1	1	..	450	200	500	500	..
" Madras . . . . .	30	31	6	5	1	35,200	67,000	8,500	14,000	1.26
" Burma . . . . .	1	..	11	..	..	400	..	1,100	..	..

No. 14—continued

ARTICLES, AND COUNTRIES OF FINAL DESTINATION; ALSO SHARE OF EACH PROVINCE	QUANTITY					VALUE				
	1927-28	1928-29	1929-30	1930-31	1931-32	1927-28	1928-29	1929-30	1930-31	1931-32
	No.	No.	No.	No.	No.	Rs	Rs	Rs	Rs	Rs
<b>Animals, Living—continued</b> <i>Sheep and goats (IV. C)—</i>										
Ceylon . . . . .	112,013	117,016	131,313	82,898	57,009	21,04,365	23,28,151	24,26,130	16,57,830	11,39,980
Straits Settlements (including Labuan) . . . . .	45,292	43,723	46,479	30,781	10,341	5,85,977	6,08,920	6,30,270	3,09,002	1,36,018
Federated Malay States . . . . .	49	70	1,080	..	50	588	1,135	16,200	..	625
Other British Possessions . . . . .	6	8	231	100	52	12	40	845	250	210
<b>TOTAL BRITISH EMPIRE</b>	<b>157,360</b>	<b>165,828</b>	<b>179,103</b>	<b>113,724</b>	<b>67,452</b>	<b>26,90,942</b>	<b>29,38,206</b>	<b>30,73,454</b>	<b>20,57,082</b>	<b>12,76,833</b>
<b>TOTAL FOREIGN COUNTRIES</b>	<b>74</b>	<b>71</b>	<b>4</b>	<b>102</b>	<b>81</b>	<b>695</b>	<b>513</b>	<b>15</b>	<b>1,880</b>	<b>676</b>
<i>Share of Bengal</i> . . . . .	44,255	47,956	42,749	23,625	9,674	5,71,660	5,96,363	5,53,710	3,67,550	1,26,959
" <i>Bombay</i> . . . . .	..	..	..	43	..	..	..	..	630	..
" <i>Sind</i> . . . . .	38	62	243	100	3	300	361	905	250	30
" <i>Madras</i> . . . . .	113,141	117,881	136,115	85,059	57,356	21,19,777	23,41,555	25,13,354	16,90,432	11,50,620
<b>TOTAL</b>	<b>157,434</b>	<b>165,899</b>	<b>179,107</b>	<b>113,826</b>	<b>67,533</b>	<b>26,91,637</b>	<b>29,38,809</b>	<b>30,73,469</b>	<b>20,58,012</b>	<b>12,77,509</b>
<b>Other kinds (IV. D)—</b>	<b>No.</b>	<b>No.</b>	<b>No.</b>	<b>No.</b>	<b>No.</b>					
United Kingdom . . . . .	5,029	2,811	4,440	6,229	24,148	28,129	17,638	35,960	36,144	21,189
Aden and Dependencies . . . . .	..	..	..	10,172	..	..	..	..	10,162	..
Ceylon . . . . .	287,258	286,876	224,411	137,677	45,279	3,01,723	2,80,706	2,04,011	1,31,177	46,649
Straits Settlements (including Labuan) . . . . .	48,210	10,438	7,210	986	1,150	23,300	6,539	12,349	3,312	2,234
Federated Malay States . . . . .	68	70	114	149	152	455	460	1,730	1,043	1,140
Hongkong . . . . .	40,598	20,461	7,260	26	78	7,950	4,314	1,759	250	261
Natal . . . . .	8	1	66	15	..	1,950	400	267	47	..
Western Australia . . . . .	..	..	..	2	..	..	..	..	2,000	..
Victoria . . . . .	71	6	339	135	..	134	160	1,170	360	..
New South Wales . . . . .	..	..	..	..	..	..	..	..	675	..
<i>Australian Commonwealth (Total)</i> . . . . .	71	6	339	233	..	134	160	1,170	3,035	..
Other British Possessions . . . . .	90	392	..	..	399	860	..	434	..	725
<b>TOTAL BRITISH EMPIRE</b>	<b>356,325</b>	<b>320,713</b>	<b>244,232</b>	<b>155,437</b>	<b>71,206</b>	<b>3,63,096</b>	<b>3,10,216</b>	<b>2,57,680</b>	<b>1,85,170</b>	<b>72,198</b>
Germany . . . . .	22,636	12,775	13,521	22,114	6,530	83,056	56,537	71,603	45,229	13,505
Netherlands . . . . .	1,400	3,578	785	..	..	750	1,956	691	..	..
Belgium . . . . .	6,126	10,208	17,243	17,492	22,062	8,670	20,777	23,293	3,130	15,139
France . . . . .	554	..	..	25	..	6,680	..	..	75	..
Italy . . . . .	..	34	14,317	110	1,936	..	55	7,611	180	3,292
Siam . . . . .	..	41	29	30	..	..	2,000	950	1,020	..
Japan . . . . .	3,898	16,466	4,750	..	2,012	3,131	5,510	525	..	688
Egypt . . . . .	12	..	8	..	..	36	..	2,500	..	..
United States of America—										
<i>Via Atlantic Coast</i> . . . . .	4,287	3,310	5,689	6,896	10,642	15,900	12,791	22,423	34,733	19,717
<i>" Pacific "</i> . . . . .	..	..	799	48	579	..	..	11,630	960	4,977
Other Foreign Countries . . . . .	78	212	170	122	73	115	454	210	525	300
<b>TOTAL FOREIGN COUNTRIES</b>	<b>38,371</b>	<b>46,624</b>	<b>62,306</b>	<b>46,837</b>	<b>44,334</b>	<b>1,23,393</b>	<b>1,00,190</b>	<b>1,41,336</b>	<b>90,952</b>	<b>62,678</b>
<i>Share of Bengal</i> . . . . .	23,037	66,476	36,781	29,944	47,259	1,17,329	91,277	70,599	73,323	57,354
" <i>Bombay</i> . . . . .	336	1,494	16,337	4,613	6,196	12,070	12,905	24,132	21,352	9,302
" <i>Sind</i> . . . . .	6,790	12,433	27,366	19,501	13,972	9,771	22,602	58,909	20,933	10,440
" <i>Madras</i> . . . . .	294,043	286,320	224,903	143,216	43,525	3,30,943	2,63,512	2,36,323	1,57,394	45,774
" <i>Burma</i> . . . . .	490	59	1,051	51	88	20,376	19,310	8,520	2,555	11,368
<b>TOTAL</b>	<b>394,696</b>	<b>397,337</b>	<b>307,038</b>	<b>202,324</b>	<b>116,040</b>	<b>4,91,494</b>	<b>4,10,406</b>	<b>3,99,016</b>	<b>2,76,123</b>	<b>1,34,876</b>

GENERAL EXPORTS

( 620 )

INDIAN MERCHANDISE

No. 14—continued

ARTICLES, AND COUNTRIES OF FINAL DESTINATION; ALSO SHARE OF EACH PROVINCE	QUANTITY					VALUE				
	1927-28	1928-29	1929-30	1930-31	1931-32	1927-28	1928-29	1929-30	1930-31	1931-32
<b>Animals, Living—concluded</b>						₹	₹	₹	₹	₹
<i>Total Animals, Living—</i>	No.	No.	No.	No.	No.					
United Kingdom . . . . .	5,030	3,841	4,443	6,229	24,140	29,129	25,808	47,460	36,144	21,489
Aden and Dependencies . . . . .	..	..	..	10,172	..	..	..	..	10,162	..
Bahrain Islands . . . . .	41	..	231	100	..	4,050	..	1,340	260	..
Ceylon . . . . .	300,719	410,938	357,374	221,534	102,861	30,77,025	30,57,878	27,50,516	10,00,489	12,48,921
Straits Settlements (including Labuan) . . . . .	92,457	60,152	54,085	32,074	11,652	10,59,540	6,97,933	6,94,007	4,35,429	1,58,223
Federated Malay States . . . . .	2,009	856	1,365	570	225	3,57,193	31,945	36,780	41,186	5,665
Hongkong . . . . .	40,601	20,461	7,260	26	78	9,550	4,314	1,759	250	261
Natal . . . . .	3	1	66	15	..	1,950	400	267	47	..
Tanganyika Territory . . . . .	4	12	..	..	..	1,000	1,600	..	..	..
Western Australia . . . . .	..	..	..	2	..	..	..	..	2,000	..
Victoria . . . . .	71	6	339	185	..	184	160	1,170	360	..
New South Wales . . . . .	..	..	..	96	..	..	..	..	675	..
<i>Australian Commonwealth (Total)</i> . . . . .	71	6	339	233	..	134	160	1,170	3,035	..
New Zealand (including Nauru and Br. Samoa) . . . . .	90	..	392	..	391	860	..	434	..	675
Other British Possessions . . . . .	7	9	3	..	60	36	48	115	..	260
<b>TOTAL BRITISH EMPIRE</b>	<b>531,932</b>	<b>495,276</b>	<b>425,563</b>	<b>270,953</b>	<b>139,416</b>	<b>45,41,367</b>	<b>38,70,176</b>	<b>35,33,938</b>	<b>24,26,992</b>	<b>14,85,494</b>
Germany . . . . .	22,105	12,806	18,521	22,114	6,580	88,771	57,332	71,603	45,229	18,565
Netherlands . . . . .	1,400	3,578	785	..	..	750	1,956	691	..	..
Belgium . . . . .	6,126	10,203	17,243	17,492	22,962	8,670	20,777	23,293	3,180	15,139
France . . . . .	554	..	1	25	..	6,660	..	3,000	75	..
Italy . . . . .	..	34	14,817	113	1,986	..	55	7,611	980	3,292
Java . . . . .	..	45	50	110	78	..	150	156	1,350	646
Siam . . . . .	123	47	29	30	..	7,070	2,380	950	1,020	..
Indo-China (including Cochin China, Cambodia, Annam, Tonkin and French leased territories in China) . . . . .	14	..	30	..	..	7,000	..	3,200	..	..
Formosa . . . . .	..	..	..	5	..	..	..	..	2,000	..
Japan . . . . .	3,911	16,469	4,750	..	2,012	9,621	29,010	525	..	688
Egypt . . . . .	12	..	3	..	..	36	..	2,500	..	..
United States of America—										
Vid Atlantic Coast . . . . .	4,267	3,314	5,689	6,396	10,642	15,990	12,829	22,423	34,783	19,717
" Pacific " . . . . .	..	..	799	48	579	..	..	11,530	960	4,977
Brazil . . . . .	..	..	..	234	..	..	..	..	77,430	..
Other Foreign Countries . . . . .	86	212	124	75	76	625	449	75	1,075	330
<b>TOTAL FOREIGN COUNTRIES</b>	<b>38,598</b>	<b>46,712</b>	<b>62,841</b>	<b>47,142</b>	<b>44,915</b>	<b>1,45,198</b>	<b>1,24,848</b>	<b>1,46,551</b>	<b>1,73,082</b>	<b>63,354</b>
<i>Share of Bengal</i> . . . . .	<i>137,574</i>	<i>114,636</i>	<i>79,721</i>	<i>58,716</i>	<i>57,044</i>	<i>7,26,062</i>	<i>7,26,095</i>	<i>6,74,784</i>	<i>4,64,232</i>	<i>2,01,367</i>
" Bombay . . . . .	<i>372</i>	<i>1,520</i>	<i>17,016</i>	<i>4,851</i>	<i>6,196</i>	<i>23,170</i>	<i>53,005</i>	<i>41,562</i>	<i>1,01,282</i>	<i>9,602</i>
" Sind . . . . .	<i>7,411</i>	<i>13,059</i>	<i>27,874</i>	<i>19,807</i>	<i>13,975</i>	<i>51,371</i>	<i>54,223</i>	<i>64,314</i>	<i>22,733</i>	<i>10,470</i>
" Madras . . . . .	<i>424,318</i>	<i>412,663</i>	<i>362,794</i>	<i>234,671</i>	<i>106,962</i>	<i>38,25,111</i>	<i>31,35,486</i>	<i>23,78,305</i>	<i>30,00,101</i>	<i>12,59,386</i>
" Burma . . . . .	<i>855</i>	<i>105</i>	<i>1,199</i>	<i>250</i>	<i>154</i>	<i>54,946</i>	<i>22,210</i>	<i>21,024</i>	<i>11,675</i>	<i>18,023</i>
<b>TOTAL</b>	<b>570,530</b>	<b>541,988</b>	<b>468,404</b>	<b>318,095</b>	<b>184,331</b>	<b>46,86,560</b>	<b>39,95,019</b>	<b>36,80,489</b>	<b>26,00,074</b>	<b>14,98,848</b>
<b>Apparel (including drapery, uniforms, and accoutrements, but excluding hosiery and boots and shoes) (III. A)—</b>										
United Kingdom . . . . .	—	—	—	—	—	2,42,653	1,30,490	1,46,667	1,37,441	51,698
Cyprus . . . . .	—	—	—	—	—	1,360	1,170	1,100	480	480
Palestine . . . . .	—	—	—	—	—	..	..	620	4,100	1,960
Aden and Dependencies . . . . .	—	—	—	—	—	19,378	11,113	10,682	6,313	7,270
Bahrain Islands . . . . .	—	—	—	—	—	5,529	2,200	1,050	700	9,000
Ceylon . . . . .	—	—	—	—	—	57,359	1,11,736	1,32,327	73,309	54,785
Straits Settlements (including Labuan) . . . . .	—	—	—	—	—	1,33,781	1,12,606	1,44,422	56,687	25,703
Federated Malay States . . . . .	—	—	—	—	—	15,879	6,807	44,186	13,246	10,344
Hongkong . . . . .	—	—	—	—	—	20,218	21,535	27,475	15,432	8,231

No. 14—continued

ARTICLES, AND COUNTRIES OF FINAL DESTINATION; ALSO SHARE OF EACH PROVINCE	QUANTITY					VALUE				
	1927-28	1928-29	1929-30	1930-31	1931-32	1927-28	1928-29	1929-30	1930-31	1931-32
						R	R	R	R	R
<b>Apparel (including drapery, uniforms, and accoutre- ments, but excluding hosiery and boots and shoes) (III. A)—continued</b>										
Gold coast (including Br. Togoland) Protectorate of South West Africa . . . . .	—	—	—	—	—	1,500	3,500	1,170	1,900	300
Nigeria (including Br. Cama- roons) . . . . .	—	—	—	—	—	580	..	..	2,800	..
Cape of Good Hope . . . . .	—	—	—	—	—	..	690	..	1,550	1,114
Natal . . . . .	—	—	—	—	—	1,88,165	1,95,178	1,81,721	1,27,068	1,45,428
Zanzibar and Pemba . . . . .	—	—	—	—	—	4,67,589	5,10,141	6,26,204	3,71,640	3,61,077
Kenya Colony . . . . .	—	—	—	—	—	10,750	7,275	9,180	2,530	1,115
Tanganyika Territory . . . . .	—	—	—	—	—	36,415	36,316	45,707	20,074	13,885
Anglo-Egyptian Sudan . . . . .	—	—	—	—	—	12,025	9,640	13,450	8,630	3,800
Mauritius and Dependencies . . . . .	—	—	—	—	—	5,832	7,009	10,045	8,920	5,137
Seychelles . . . . .	—	—	—	—	—	40,232	23,910	27,375	18,967	18,185
Canada— Vid Atlantic Coast . . . . .	—	—	—	—	—	2,700	250	425	655	400
“ Pacific ” . . . . .	—	—	—	—	—	800	1,250	..	3,227	470
British West India Islands . . . . .	—	—	—	—	—	1,818	1,375	..	994	1,618
British Guiana . . . . .	—	—	—	—	—	8,584	7,055	6,715	11,335	7,936
Western Australia . . . . .	—	—	—	—	—	2,166	2,600	1,320	1,170	1,453
South Australia (including Northern Territory) . . . . .	—	—	—	—	—	2,044	10,538	15,557	18,401	1,850
Victoria . . . . .	—	—	—	—	—	4,811	11,404	22,819	8,295	..
New South Wales . . . . .	—	—	—	—	—	1,867	3,095	1,956	2,100	15
Queensland . . . . .	—	—	—	—	—	20,658	13,550	18,595	15,429	4,080
Australian Commonwealth (Total) . . . . .	—	—	—	—	—	7,788	8,358	4,690	3,075	610
New Zealand (including Nauru and Br. Samoa) . . . . .	—	—	—	—	—	37,163	46,945	63,517	47,309	6,535
Fiji Islands . . . . .	—	—	—	—	—	..	..	7,581	1,770	60
Other British Possessions . . . . .	—	—	—	—	—	2,328	3,227	10,775	3,256	2,580
<b>TOTAL BRITISH EMPIRE</b>	—	—	—	—	—	<b>12,61,193</b>	<b>12,55,532</b>	<b>15,16,034</b>	<b>9,87,289</b>	<b>7,41,657</b>
Sweden . . . . .	—	—	—	—	—	3,700	1,664	1,475	900	25
Germany . . . . .	—	—	—	—	—	5,46,250	1,21,220	83,000	825	100
Netherlands . . . . .	—	—	—	—	—	1,495	765	759	188	..
France . . . . .	—	—	—	—	—	35,445	41,284	20,556	15,030	7,633
Switzerland . . . . .	—	—	—	—	—	1,200	1,000	1,270	1,000	..
Italy . . . . .	—	—	—	—	—	170	465	2,450	5,832	100
Turkey, Asiatic . . . . .	—	—	—	—	—	..	..	..	4,705	..
Syria . . . . .	—	—	—	—	—	2,205	4,830	11,390	6,205	15,511
Maskat Territory and Trucial Oman . . . . .	—	—	—	—	—	4,703	5,140	1,400	761	1,835
Other Native States in Arabia . . . . .	—	—	—	—	—	21,022	7,459	12,250	3,050	1,430
Iraq . . . . .	—	—	—	—	—	26,560	9,135	7,592	9,640	4,605
Persia . . . . .	—	—	—	—	—	18,348	9,173	10,820	7,469	1,727
Sumatra . . . . .	—	—	—	—	—	3,589	1,256	2,540	1,301	624
Java . . . . .	—	—	—	—	—	43,786	29,775	20,792	11,270	9,788
Borneo (Dutch) . . . . .	—	—	—	—	—	..	..	4,271	..	30
Celebes and other Islands . . . . .	—	—	—	—	—	2,084	175	..	..	..
Siam . . . . .	—	—	—	—	—	8,853	6,036	6,701	7,881	4,440
Indo-China (including Cochin-China, Cambodia, Annam, Tonkin and Fr. leased territories in China) . . . . .	—	—	—	—	—	3,735	1,740	2,900	455	..
Philippine Islands and Guam China (exclusive of Hong- kong and Macão) . . . . .	—	—	—	—	—	3,250	3,400	3,320	4,070	575
Japan . . . . .	—	—	—	—	—	27,864	22,466	7,122	15,072	4,854
Egypt . . . . .	—	—	—	—	—	1,000	1,036	1,158	725	..
Tripoli . . . . .	—	—	—	—	—	22,132	25,642	22,465	28,179	31,900
Portuguese West Africa . . . . .	—	—	—	—	—	..	..	2,220	..	350
Portuguese East Africa . . . . .	—	—	—	—	—	..	415	378	6,020	..
Beunlen . . . . .	—	—	—	—	—	3,01,111	89,074	1,20,515	88,404	1,04,821
Italian East Africa (Somal- land and Eritrea) . . . . .	—	—	—	—	—	..	7,500	..	..	..
United States of America— Vid Atlantic Coast . . . . .	—	—	—	—	—	2,000	800	2,350	1,198	615
“ Pacific ” . . . . .	—	—	—	—	—	99,980	88,154	4,93,978	3,75,310	58,049
	—	—	—	—	—	31,852	24,335	91,465	77,555	40,191

GENERAL EXPORTS

( 622 )

INDIAN MERCHANDISE

No. 14—continued

ARTICLES, AND COUNTRIES OF FINAL DESTINATION; ALSO SHARE OF EACH PROVINCE	QUANTITY					VALUE				
	1927-28	1928-29	1929-30	1930-31	1931-32	1927-28	1928-29	1929-30	1930-31	1931-32
<b>Apparel (including drapery, uniforms, and accoutre- ments, but excluding hosiery and boots and shoes) (III. A)—concluded</b>						R	R	R	R	R
Mexico . . . . .	—	—	—	—	—	4,947	..	..	..	..
Hawaii . . . . .	—	—	—	—	—	1,485	..	200	912	..
Other Foreign Countries . . . . .	—	—	—	—	—	1,950	2,840	1,700	2,616	2,056
<b>TOTAL FOREIGN COUNTRIES</b>	—	—	—	—	—	11,21,061	5,06,836	9,37,125	6,75,023	2,91,114
Share of Bengal . . . . .	—	—	—	—	—	18,66,255	13,80,312	20,71,787	13,53,139	8,50,939
Bombay . . . . .	—	—	—	—	—	3,60,183	2,34,370	2,13,271	1,55,907	1,00,855
Sind . . . . .	—	—	—	—	—	63,008	43,768	63,505	50,901	13,959
Madras . . . . .	—	—	—	—	—	53,096	89,201	97,080	46,554	34,058
Burma . . . . .	—	—	—	—	—	29,654	14,717	6,916	6,811	2,860
<b>TOTAL</b>	—	—	—	—	—	23,82,254	17,62,868	24,52,159	16,12,812	10,32,671
<b>Arms, ammunition, and military stores (III. B)—</b>										
<b>TOTAL BRITISH EMPIRE</b>	—	—	—	—	—	1,215	845	649	1,656	125
United States of America— Via Atlantic Coast . . . . .	—	—	—	—	—	..	..	250	..	..
Share of Bengal . . . . .	—	—	—	—	—	..	116	679	60	..
Bombay . . . . .	—	—	—	—	—	715	730	20	120	40
Madras . . . . .	—	—	—	—	—	500	..	200	20	80
Burma . . . . .	—	—	—	—	—	..	..	..	1,456	5
<b>TOTAL</b>	—	—	—	—	—	1,215	865	899	1,816	125
<b>Art, works of (III. V)—</b>										
United Kingdom . . . . .	—	—	—	—	—	81,639	79,122	41,328	1,53,760	80,192
Aden and Dependencies . . . . .	—	—	—	—	—	1,502	600	504	..	..
Ceylon . . . . .	—	—	—	—	—	1,41,672	13,779	8,453	6,836	8,291
Straits Settlements (including Labuan) . . . . .	—	—	—	—	—	15,330	9,139	24,935	4,587	31,592
Federated Malay States . . . . .	—	—	—	—	—	3,770	1,292	4,214	2,415	710
Hongkong . . . . .	—	—	—	—	—	1,000	840	20	..	120
Natal . . . . .	—	—	—	—	—	2,052	5,602	4,950	2,581	1,300
Kenya Colony . . . . .	—	—	—	—	—	1,010	2,851	3,725	7,415	410
Mauritius and Dependencies . . . . .	—	—	—	—	—	445	1,550	800	100	850
Canada— Via Atlantic Coast . . . . .	—	—	—	—	—	215	7,821	2,831	1,638	70
Pacific . . . . .	—	—	—	—	—	..	215	..	120	..
Western Australia . . . . .	—	—	—	—	—	..	25	258	58	..
South Australia (including Northern Territory) . . . . .	—	—	—	—	—	..	640	..	..	..
Victoria . . . . .	—	—	—	—	—	690	1,080	3,629	261	45
Tasmania . . . . .	—	—	—	—	—	..	..	127	..	..
New South Wales . . . . .	—	—	—	—	—	862	1,750	1,661	20	..
Queensland . . . . .	—	—	—	—	—	..	..	..	180	..
Australian Commonwealth (Total) . . . . .	—	—	—	—	—	1,552	3,395	5,675	469	47
Fiji Islands . . . . .	—	—	—	—	—	6,836	28	..	..	19
Other British Possessions . . . . .	—	—	—	—	—	1,080	1,268	744	1,104	420
<b>TOTAL BRITISH EMPIRE</b>	—	—	—	—	—	2,58,108	1,27,500	93,179	1,80,075	1,19,019
Sweden . . . . .	—	—	—	—	—	2,200	1,201	..	4,333	2,375
Denmark . . . . .	—	—	—	—	—	69	450	1,479	20	..
Germany . . . . .	—	—	—	—	—	648	4,335	5,259	1,001	540
Netherlands . . . . .	—	—	—	—	—	610	1,187	660	555	..
Belgium . . . . .	—	—	—	—	—	612	9,580	2,000	100	630
France . . . . .	—	—	—	—	—	16,686	24,440	12,036	10,873	6,502
Switzerland . . . . .	—	—	—	—	—	25	1,400	4,355	500	100
Italy . . . . .	—	—	—	—	—	950	1,593	4,118	4,731	960
Maakat Territory and Trucial Oman . . . . .	—	—	—	—	—	1,980	..	..	200	..
Other Native States in Arabia . . . . .	—	—	—	—	—	600	1,845	1,260	1,750	..
Siam . . . . .	—	—	—	—	—	45	450	1,042	..	..
China (exclusive of Hongkong and Macao) . . . . .	—	—	—	—	—	590	1,289	170	1,050	425
Japan . . . . .	—	—	—	—	—	..	..	15,253	46	..
Egypt . . . . .	—	—	—	—	—	555	5,592	674	..	..
Morocco . . . . .	—	—	—	—	—	..	1,495	..	..	..
Portuguese East Africa . . . . .	—	—	—	—	—	..	1,370	839	540	..
United States of America— Via Atlantic Coast . . . . .	—	—	—	—	—	49,941	24,115	14,113	95,888	17,393
Pacific . . . . .	—	—	—	—	—	3,331	316	10,086	1,496	2,156
Other Foreign Countries . . . . .	—	—	—	—	—	647	2,489	370	1,287	538
<b>TOTAL FOREIGN COUNTRIES</b>	—	—	—	—	—	79,499	83,183	74,154	1,24,380	82,171



No. 14—continued

ARTICLES, AND COUNTRIES OF FINAL DESTINATION; ALSO SHARE OF EACH PROVINCE	QUANTITY					VALUE				
	1927-28	1928-29	1929-30	1930-31	1931-32	1927-28	1928-29	1929-30	1930-31	1931-32
						R	R	R	R	R
<b>Art. works of (III. V)—contd.</b>										
Share of Bengal . . . . .	—	—	—	—	—	11,917	11,243	16,979	1,07,070	7,691
"    Bombay . . . . .	—	—	—	—	—	1,14,772	96,858	59,799	1,30,334	67,620
"    Sind . . . . .	—	—	—	—	—	15,692	11,061	11,331	22,787	7,188
"    Madras . . . . .	—	—	—	—	—	1,76,989	64,087	60,616	27,515	61,821
"    Burma . . . . .	—	—	—	—	—	16,232	25,337	16,563	17,749	6,894
<b>TOTAL</b>	—	—	—	—	—	3,87,602	2,10,638	1,72,333	3,06,355	1,51,100
<b>Books, printed, and printed matter (not being station- ery), including maps and charts (III. V)—</b>	<b>Cwts.</b>	<b>Cwts.</b>	<b>Cwts.</b>	<b>Cwts.</b>	<b>Cwts.</b>					
United Kingdom . . . . .	876	446	417	494	303	86,038	66,126	1,09,815	82,017	74,240
Palestine . . . . .	..	..	3	2	..	..	..	1,000	900	..
Aden and Dependences . . . . .	119	156	58	69	65	15,490	12,421	7,379	8,262	5,442
Bahrein Islands . . . . .	29	07	36	35	21	4,480	7,908	4,800	3,620	2,120
Ceylon . . . . .	1,077	1,269	1,870	1,326	1,048	1,51,815	1,74,445	2,11,801	1,94,407	1,95,474
Straits Settlements (including Labuan) . . . . .	5,392	6,271	5,115	3,282	3,194	4,51,565	4,56,089	3,57,058	1,73,048	1,70,878
Federated Malay States . . . . .	241	240	292	197	104	34,055	32,274	33,790	24,916	20,048
Hongkong . . . . .	15	9	8	22	8	2,735	1,155	410	1,640	920
Gold Coast (including Br. Togoland) . . . . .	..	3	..	..	..	..	1,500	..	..	..
Cape of Good Hope . . . . .	7	14	11	6	12	900	600	1,600	675	3,575
Natal . . . . .	70	52	84	52	105	7,928	8,190	8,416	8,070	9,595
Zanzibar and Pemba . . . . .	91	95	121	76	56	17,255	22,020	37,778	25,783	18,974
Kenya Colony . . . . .	144	160	182	527	158	19,248	21,700	31,011	27,445	20,079
Tanganyika Territory . . . . .	82	66	40	43	52	14,142	11,801	7,170	9,013	8,483
Mauritius and Dependences Canada—	30	41	23	13	13	4,548	4,050	3,250	1,565	1,355
Via Atlantic Coast . . . . .	2	14	2	6	17	360	492	755	1,095	2,387
"    Pacific " . . . . .	5	7	5	4	..	1,114	2,383	589	440	..
British West India Islands . . . . .	3	4	13	..	9	500	460	1,714	..	1,032
British Guiana . . . . .	5	..	5	2	3	1,471	700	900	230	969
Western Australia South Australia (including Northern Territory) . . . . .	..	..	..	..	..	..	36	37	110	70
Victoria . . . . .	2	3	..	3	1	253	186	121	720	329
New South Wales . . . . .	8	38	9	16	..	1,119	2,060	2,500	2,060	67
Queensland Australian Commonwealth (Total) . . . . .	6	..	..	2	..	1,500	..	..	90	50
Tiji Islands . . . . .	20	44	9	23	1	3,562	3,568	2,678	3,070	536
Other British Possessions . . . . .	..	8	3	3	3	60	566	215	308	507
<b>TOTAL BRITISH EMPIRE</b>	<b>7,651</b>	<b>8,977</b>	<b>8,313</b>	<b>6,137</b>	<b>5,295</b>	<b>8,18,043</b>	<b>8,20,802</b>	<b>8,23,943</b>	<b>5,68,721</b>	<b>4,77,414</b>
Germany . . . . .	40	9	18	21	27	7,238	1,618	1,994	3,679	5,517
Netherlands . . . . .	9	13	2	..	..	8,000	3,128	500	10	..
France . . . . .	29	8	1	14	22	7,800	2,650	125	3,140	3,726
Italy . . . . .	1	2	3	11	5	100	185	372	4,454	702
Switzerland . . . . .	..	1	5	1	2	..	100	1,600	200	282
Mascat Territory and Tru- cial Oman . . . . .	12	35	14	..	15	1,725	2,675	2,190	..	1,610
Other Native States in Arabia	123	44	2,389	38	6	12,405	5,000	13,400	4,965	650
Iraq . . . . .	63	88	45	27	45	8,712	10,490	9,025	4,945	4,915
Persia . . . . .	471	186	167	221	135	63,454	25,208	22,030	26,346	8,958
Java . . . . .	492	586	639	362	385	54,385	55,541	69,981	34,135	37,617
Siam . . . . .	10	19	35	21	29	1,885	2,394	3,616	2,027	2,088
China (exclusive of Hong- kong and Macao) . . . . .	7	7	3	10	7	520	565	1,118	1,476	915
Japan . . . . .	24	1	11	7	2	3,740	520	1,230	931	895
Egypt . . . . .	2	19	21	44	28	140	6,216	2,597	5,278	4,741
Portuguese East Africa . . . . .	25	27	18	16	20	3,275	2,900	2,815	1,575	2,375
French Somaliland . . . . .	11	11	9	..	95	1,230	1,700	600	..	3,448
United States of America— Via Atlantic Coast . . . . .	53	58	242	309	114	11,961	10,125	32,696	41,800	10,202
"    Pacific " . . . . .	62	110	91	5	7	18,575	33,151	26,113	836	1,100
Other Foreign Countries . . . . .	7	20	17	12	15	1,255	2,134	2,467	1,457	3,065
<b>TOTAL FOREIGN COUNTRIES</b>	<b>1,441</b>	<b>1,244</b>	<b>3,781</b>	<b>1,119</b>	<b>959</b>	<b>2,00,000</b>	<b>1,06,340</b>	<b>1,93,444</b>	<b>1,37,339</b>	<b>97,770</b>

GENERAL EXPORTS

INDIAN MERCHANDISE

( 624 )

No. 14—continued

ARTICLES, AND COUNTRIES OF FINAL DESTINATION: ALSO SHARE OF EACH PROVINCE	QUANTITY					VALUE				
	1927-28	1928-29	1929-30	1930-31	1931-32	1927-28	1928-29	1929-30	1930-31	1931-32
<b>Books, printed, and printed matter (not being stationery), including maps and charts (III. V)—continued</b>										
	Cwts.	Cwts.	Cwts.	Cwts.	Cwts.	R	R	R	R	R
Share of Bengal . . . . .	247	315	3,279	1,222	522	53,998	78,659	1,38,794	79,101	37,489
.. Bombay . . . . .	7,107	8,114	6,688	4,635	4,412	7,14,422	6,67,837	5,82,700	3,99,874	3,56,719
.. Sind . . . . .	11	35	28	1	7	1,950	4,230	3,865	110	860
.. Madras . . . . .	1,707	1,723	2,077	1,431	1,292	2,44,066	2,41,661	2,39,178	2,25,195	1,77,966
.. Burma . . . . .	20	34	34	16	21	4,509	3,955	2,850	1,780	2,166
<b>TOTAL</b>	<b>9,092</b>	<b>10,221</b>	<b>12,094</b>	<b>7,306</b>	<b>6,254</b>	<b>10,18,943</b>	<b>9,96,242</b>	<b>10,17,387</b>	<b>7,06,060</b>	<b>5,75,190</b>
<b>Bones for manufacturing purposes (III. B)—</b>										
	Tons	Tons	Tons	Tons	Tons					
United Kingdom . . . . .	422	546	260	..	369	53,603	69,945	32,212	36	36,640
Ceylon . . . . .	2,577	3,169	2,887	1,025	737	2,59,204	3,19,387	2,45,940	1,61,625	79,730
Hongkong . . . . .	13	..	..	2	..	1,030	..	..	204	..
Other British Possessions . . . . .	..	1	3	..	..	..	65	296	..	..
<b>TOTAL BRITISH EMPIRE</b>	<b>3,012</b>	<b>3,716</b>	<b>2,650</b>	<b>1,627</b>	<b>1,106</b>	<b>3,13,837</b>	<b>3,89,397</b>	<b>2,78,448</b>	<b>1,61,925</b>	<b>1,10,370</b>
Germany . . . . .	3,725	5,308	7,475	3,681	2,691	3,91,406	5,60,023	7,64,242	3,99,692	2,72,038
Netherlands . . . . .	741	446	225	65	150	91,417	58,561	24,784	6,359	15,080
Belgium . . . . .	41,829	41,152	52,178	53,351	33,449	44,61,459	42,11,468	53,17,910	56,72,220	37,33,711
France . . . . .	9,435	9,291	10,196	8,418	2,446	9,81,602	9,68,049	10,66,074	8,78,820	2,29,325
Spain . . . . .	10	50	193	..	..	1,060	5,330	20,007	..	..
Japan . . . . .	..	258	453	100	..	..	24,624	30,550	6,250	..
Egypt . . . . .	..	..	..	..	1,275	..	..	..	..	1,53,258
United States of America—										
Vid Atlantic Coast . . . . .	..	101	35	..	..	..	16,740	5,337	..	..
Hawaii . . . . .	..	71	..	..	..	..	9,237	..	..	..
Other Foreign Countries . . . . .	3	..	..	..	..	400	..	120	..	..
<b>TOTAL FOREIGN COUNTRIES</b>	<b>55,743</b>	<b>56,677</b>	<b>70,755</b>	<b>65,615</b>	<b>45,011</b>	<b>59,27,344</b>	<b>58,49,082</b>	<b>72,40,024</b>	<b>69,63,341</b>	<b>44,03,362</b>
<b>Share of Bengal . . . . .</b>	<b>24,054</b>	<b>27,431</b>	<b>37,534</b>	<b>31,350</b>	<b>31,676</b>	<b>24,79,573</b>	<b>27,53,004</b>	<b>36,14,466</b>	<b>31,73,655</b>	<b>30,38,656</b>
.. Bombay . . . . .	5,625	2,374	5,837	3,700	122	7,03,000	3,63,102	7,55,396	5,25,810	17,680
.. Sind . . . . .	24,640	24,218	25,397	26,928	11,125	26,72,339	25,95,443	26,77,893	29,22,099	11,12,009
.. Madras . . . . .	3,798	5,610	4,987	4,612	3,194	3,84,462	5,92,136	4,42,971	4,91,158	3,45,387
.. Burma . . . . .	32	262	550	152	..	1,307	24,794	36,753	9,514	..
<b>TOTAL</b>	<b>58,755</b>	<b>60,393</b>	<b>73,405</b>	<b>67,242</b>	<b>46,117</b>	<b>62,41,181</b>	<b>62,38,479</b>	<b>76,27,472</b>	<b>71,25,266</b>	<b>45,13,732</b>
<b>Boots and Shoes (III. A)—</b>										
	Pairs	Pairs	Pairs	Pairs	Pairs					
United Kingdom . . . . .	1,022	2,615	1,457	611	864	3,607	2,592	3,335	1,130	5,216
Aden and Dependencies . . . . .	16,256	24,018	14,645	33,257	40,228	25,004	29,218	24,616	45,948	43,854
Bahrain Islands . . . . .	4,425	2,435	5,979	3,119	5,017	8,327	5,694	11,764	5,517	7,728
Maldives . . . . .	358	1,020	..	598	..	975	1,500	..	506	..
Ceylon . . . . .	63,420	59,394	62,229	37,716	42,056	1,61,725	1,00,083	92,367	67,578	72,852
Straits Settlements (including Labuan) . . . . .	4,954	4,059	6,267	3,629	4,632	25,133	31,605	39,212	24,992	32,448
Natal . . . . .	697	1,928	570	1,059	1,760	548	2,175	980	920	1,000
Zanzibar and Pemba . . . . .	13,727	15,420	15,106	11,050	21,073	18,940	23,235	22,090	15,590	28,741
Kenya Colony . . . . .	35,868	35,439	44,109	31,118	29,666	53,361	58,918	73,807	43,510	33,386
Tanganyika Territory . . . . .	31,674	29,436	23,956	22,894	11,898	46,080	42,085	44,758	32,000	16,105
Mauritius and Dependencies . . . . .	4,112	1,860	1,525	1,368	1,570	6,427	3,575	3,369	1,895	2,525
Other British Possessions . . . . .	1,114	464	1,186	1,786	569	2,224	1,671	2,373	2,065	1,110
<b>TOTAL BRITISH EMPIRE</b>	<b>176,627</b>	<b>178,138</b>	<b>182,029</b>	<b>148,205</b>	<b>159,383</b>	<b>2,92,051</b>	<b>3,02,351</b>	<b>3,18,641</b>	<b>2,41,147</b>	<b>2,49,715</b>

ARTICLES, AND COUNTRIES OF FINAL DESTINATION; ALSO SHARE OF EACH PROVINCE	QUANTITY					VALUE				
	1927-28	1928-29	1929-30	1930-31	1931-32	1927-28	1928-29	1929-30	1930-31	1931-32
						₹	₹	₹	₹	₹
<b>Boots and shoes (III. A)—contd.</b>										
Turkey, Asiatic . . . . .	500	1,375	..	768	500	750	2,350	..	1,800	500
Maskat Territory and Trucial Oman . . . . .	11,108	6,013	8,908	7,532	6,981	17,854	9,415	13,934	10,995	10,162
Other Native States in Arabia	31,525	26,089	30,851	24,459	5,813	74,358	53,062	73,173	49,092	12,305
Iraq . . . . .	345	20,772	967	3,251	4,439	1,292	1,41,004	2,425	14,955	9,400
Persia . . . . .	16,116	10,229	16,199	3,024	2,471	38,583	31,092	47,623	7,672	5,774
Elam . . . . .	1,559	3,343	3,000	3,412	..	2,024	3,211	3,750	3,000	..
Egypt . . . . .	6,221	30,098	3,212	184	..	46,902	2,23,037	19,140	400	..
Portuguese East Africa . . . . .	7,425	5,297	12,481	14,815	9,201	12,035	10,820	21,934	21,665	14,155
Italian East Africa (Soma- land and Eritrea) . . . . .	..	418	551	1,015	747	..	823	1,400	1,300	1,175
French Somaliland . . . . .	585	1,588	782	670	326	2,858	5,355	1,920	1,725	530
Other Foreign Countries . . . . .	165	103	168	80	867	630	269	459	161	906
<b>TOTAL FOREIGN COUNTRIES</b>	<b>75,543</b>	<b>106,775</b>	<b>76,609</b>	<b>59,780</b>	<b>31,395</b>	<b>1,97,236</b>	<b>4,81,023</b>	<b>1,84,323</b>	<b>1,12,766</b>	<b>54,967</b>
<b>Share of Bengal . . . . .</b>	<b>63,711</b>	<b>62,437</b>	<b>74,403</b>	<b>50,501</b>	<b>45,043</b>	<b>1,50,172</b>	<b>1,51,447</b>	<b>1,75,539</b>	<b>1,27,321</b>	<b>1,05,537</b>
.. Bombay . . . . .	139,641	178,869	136,377	127,678	113,457	2,67,433	5,67,321	2,65,144	1,38,670	1,53,655
.. Sind . . . . .	2,937	3,911	3,162	3,131	3,642	9,337	15,042	10,937	13,734	9,333
.. Madras . . . . .	5,663	9,161	13,528	7,041	13,915	14,849	17,539	21,563	11,449	27,455
.. Burma . . . . .	40,213	30,535	31,265	19,614	14,066	46,896	29,376	39,331	13,739	5,551
<b>TOTAL</b>	<b>252,175</b>	<b>284,913</b>	<b>258,633</b>	<b>207,905</b>	<b>190,723</b>	<b>4,39,237</b>	<b>7,84,274</b>	<b>5,03,469</b>	<b>3,53,913</b>	<b>3,04,632</b>
<b>Iron (II. S)—</b>	<b>Cwts.</b>	<b>Cwts.</b>	<b>Cwts.</b>	<b>Cwts.</b>	<b>Cwts.</b>					
United Kingdom . . . . .	3,371	3,063	2,805	2,150	2,522	14,91,539	13,59,135	12,93,805	9,33,466	10,54,227
Victoria . . . . .	11	2	..	..	..	7,480	1,326	..	..	..
Australian Commonwealth (Total) . . . . .	11	2	..	..	..	7,480	1,326	..	..	..
<b>TOTAL BRITISH EMPIRE</b>	<b>3,382</b>	<b>3,065</b>	<b>2,805</b>	<b>2,150</b>	<b>2,522</b>	<b>14,99,059</b>	<b>13,60,461</b>	<b>12,93,805</b>	<b>9,33,466</b>	<b>10,54,227</b>
Germany . . . . .	270	576	339	292	352	74,021	99,693	1,07,571	1,03,465	1,10,806
Belgium . . . . .	36	..	..	..	..	2,400	..	..	..	..
France . . . . .	..	41	9	..	22	..	7,360	730	..	1,050
Maskat Territory and Trucial Oman . . . . .	..	9	..	..	..	..	3,525	..	..	..
United States of America— Via Atlantic Coast . . . . .	482	406	253	89	..	42,167	32,775	23,800	7,000	..
Other Foreign Countries . . . . .	..	..	..	..	4	..	..	..	..	970
<b>TOTAL FOREIGN COUNTRIES</b>	<b>788</b>	<b>1,032</b>	<b>600</b>	<b>381</b>	<b>378</b>	<b>1,18,588</b>	<b>1,43,353</b>	<b>1,32,101</b>	<b>1,15,465</b>	<b>1,12,226</b>
<b>Share of Bengal . . . . .</b>	<b>1,542</b>	<b>1,346</b>	<b>1,116</b>	<b>704</b>	<b>677</b>	<b>7,63,433</b>	<b>6,59,016</b>	<b>5,53,434</b>	<b>2,28,251</b>	<b>3,14,595</b>
.. Bombay . . . . .	1,394	1,564	1,304	1,729	1,355	7,37,927	7,73,137	8,30,730	7,91,313	8,34,915
.. Sind . . . . .	734	397	455	93	363	66,242	71,611	41,763	7,369	17,342
<b>TOTAL</b>	<b>4,170</b>	<b>4,007</b>	<b>3,405</b>	<b>2,581</b>	<b>2,900</b>	<b>16,17,657</b>	<b>15,03,814</b>	<b>14,25,906</b>	<b>10,97,931</b>	<b>11,66,453</b>
<b>Wool and engineering materials, other than of iron, steel, or wood— Bricks (III. F)—</b>	<b>No.</b>	<b>No.</b>	<b>No.</b>	<b>No.</b>	<b>No.</b>					
United Kingdom . . . . .	..	..	..	164,940	2	..	..	..	11,534	15
Ceylon . . . . .	367,854	93,719	277,443	100,054	106,109	27,221	3,998	23,321	12,079	22,342
Straits Settlements (including Labuan) . . . . .	..	1,000	43,814	11,030	1,059	..	450	6,550	1,798	200
Other British Possessions . . . . .	3,000	..	16,000	1,743	..	60	..	530	300	..
<b>TOTAL BRITISH EMPIRE</b>	<b>370,854</b>	<b>93,719</b>	<b>342,257</b>	<b>277,772</b>	<b>107,230</b>	<b>27,281</b>	<b>9,448</b>	<b>30,451</b>	<b>25,711</b>	<b>23,057</b>

GENERAL EXPORTS

( 626 )

INDIAN MERCHANDISE

No. 14—continued

ARTICLES, AND COUNTRIES OF FINAL DESTINATION; ALSO SHARE OF EACH PROVINCE	QUANTITY					VALUE				
	1927-28	1928-29	1929-30	1930-31	1931-32	1927-28	1928-29	1929-30	1930-31	1931-32
<b>Building and engineering materials, other than of iron, steel, or wood—continued</b>						R	R	R	R	R
<i>Bricks (III. V)—contd.</i>	Cwts.	Cwts.	Cwts.	Cwts.	Cwts.					
Native States (in Arabia other than Maskat Territory and Trucial Oman)	16,000	..	..	..	..	2,000	..	..	..	..
Iraq	5,500	15,958	17,652	27,300	22,837	1,200	3,523	3,305	5,668	4,994
Portuguese East Africa	..	..	..	..	59,262	..	..	..	..	41,971
Other Foreign Countries	3,000	3,500	4,000	2,000	7,250	115	145	205	80	350
<b>TOTAL FOREIGN COUNTRIES</b>	<b>24,500</b>	<b>19,458</b>	<b>21,652</b>	<b>29,300</b>	<b>89,349</b>	<b>3,315</b>	<b>3,668</b>	<b>3,510</b>	<b>5,748</b>	<b>47,315</b>
Share of Bengal	74,354	60,979	139,267	111,057	166,476	10,974	6,270	10,984	13,879	65,025
" Bombay	21,500	15,958	33,662	29,000	22,337	3,200	3,523	3,385	5,943	4,994
" Sind	3,000	3,500	4,000	2,048	7,250	115	145	205	105	350
" Madras	296,500	38,740	196,990	164,987	16	16,307	3,178	12,387	11,633	3
<b>TOTAL</b>	<b>296,354</b>	<b>119,177</b>	<b>363,909</b>	<b>307,072</b>	<b>196,579</b>	<b>30,596</b>	<b>13,116</b>	<b>33,981</b>	<b>31,459</b>	<b>70,372</b>
<b>Chalk and lime (II. B)—</b>	Cwts.	Cwts.	Cwts.	Cwts.	Cwts.					
Ceylon	23,923	10,252	19,704	10,918	750	32,320	15,837	28,045	11,638	1,000
Straits Settlements (including Labuan)	254	194	235	269	69	601	818	818	1,000	240
Other British Possessions	100	132	37	210	68	604	360	251	713	636
<b>TOTAL BRITISH EMPIRE</b>	<b>24,277</b>	<b>10,578</b>	<b>19,976</b>	<b>11,397</b>	<b>887</b>	<b>34,025</b>	<b>17,016</b>	<b>30,014</b>	<b>13,491</b>	<b>1,876</b>
Maskat Territory and Trucial Oman	2,180	2,325	1,653	2,374	1,833	3,340	2,761	2,223	3,301	2,427
Iraq	2,096	600	..	323	275	3,000	1,200	..	646	555
Other Foreign Countries	500	916	110	150	91	1,052	1,577	970	358	105
<b>TOTAL FOREIGN COUNTRIES</b>	<b>4,875</b>	<b>3,841</b>	<b>1,763</b>	<b>2,647</b>	<b>2,199</b>	<b>7,392</b>	<b>5,538</b>	<b>3,193</b>	<b>4,305</b>	<b>3,087</b>
Share of Bengal	255	199	237	270	72	937	1,018	1,643	1,100	255
" Bombay	110	39	42	63	66	925	320	299	471	626
" Sind	4,365	3,757	1,758	2,933	2,193	7,255	4,990	2,335	4,537	3,082
" Madras	23,922	10,424	19,702	10,913	750	32,300	16,225	28,930	11,633	1,000
<b>TOTAL</b>	<b>29,152</b>	<b>14,419</b>	<b>21,739</b>	<b>14,239</b>	<b>3,086</b>	<b>41,417</b>	<b>22,553</b>	<b>33,207</b>	<b>17,796</b>	<b>4,903</b>
<b>Tiles (III. V)—</b>	No.	No.	No.	No.	No.					
Maldives	52,169	35,690	63,300	8,050	45,450	3,727	1,784	3,740	480	2,321
Ceylon	6,901,941	9,676,382	9,552,392	6,133,923	3,143,993	3,30,923	5,47,586	5,40,433	3,35,702	1,75,358
Straits Settlements (including Labuan)	22,639	365,477	96,573	326,427	1,059,646	1,771	10,053	4,431	14,255	50,044
Federated Malay States	..	20,019	100	95,135	657,356	..	1,505	10	5,917	35,052
Zanzibar and Pemba	27,000	171,500	53,000	69,216	22,500	1,140	7,180	2,200	3,102	920
Kenya Colony	708,000	1,900,567	1,312,236	322,220	142,024	31,010	79,634	55,352	14,270	5,506
Mauritius and Dependencies	..	..	..	1,740	..	..	..	..	2,537	..
Other British Possessions	..	10	500	19,135	500	..	1	15	2,460	150
<b>TOTAL BRITISH EMPIRE</b>	<b>7,711,749</b>	<b>12,169,645</b>	<b>11,078,001</b>	<b>6,975,831</b>	<b>5,071,969</b>	<b>4,18,571</b>	<b>6,50,698</b>	<b>6,06,336</b>	<b>3,78,723</b>	<b>2,75,411</b>
Maskat Territory and Trucial Oman	200	12,231	9,419	8,946	4,919	25	1,796	1,825	1,451	527
Persia	2,276	9,507	1,200	17,129	1,680	250	1,935	150	3,091	325
Java	10,000	..	..	..	..	2,068	..	..	..	..
Madagascar	51,527	13,200	..	..	..	1,839	670	..	..	..
Other Foreign Countries	..	240	1,848	383	2,290	..	60	535	90	200
<b>TOTAL FOREIGN COUNTRIES</b>	<b>64,008</b>	<b>35,178</b>	<b>12,467</b>	<b>26,464</b>	<b>8,839</b>	<b>4,182</b>	<b>4,461</b>	<b>2,510</b>	<b>4,632</b>	<b>1,052</b>

No. 14—continued

ARTICLES, AND COUNTRIES OF FINAL DESTINATION; ALSO SHARE OF EACH PROVINCE	QUANTITY					VALUE				
	1927-28	1928-29	1929-30	1930-31	1931-32	1927-28	1928-29	1929-30	1930-31	1931-32
						R	R	R	R	R
<b>Building and engineering materials, other than of iron, steel, or wood—con- tinued</b>										
<i>Tiles—continued</i>										
Share of Bengal . . . . .	..	..	80	10,034	..	..	..	310	3,037	..
"  Bombay . . . . .	..	1,400	2,590	6,027	825	..	310	590	1,545	134
"  Sind . . . . .	2,476	21,738	10,919	32,918	8,549	275	3,731	1,940	5,502	1,037
"  Madras . . . . .	7,773,276	12,181,685	11,076,879	6,954,363	5,071,434	4,22,478	6,57,118	6,06,108	3,73,366	2,75,252
"  Burma . . . . .	..	..	..	5	..	..	..	..	5	..
<b>TOTAL</b>	<b>7,775,752</b>	<b>12,204,828</b>	<b>11,090,468</b>	<b>7,002,845</b>	<b>5,080,808</b>	<b>4,22,753</b>	<b>6,61,150</b>	<b>6,08,846</b>	<b>3,83,365</b>	<b>2,76,463</b>
<b>Other kinds (III. V)—</b>	<b>Owts.</b>	<b>Cwts.</b>	<b>Owts.</b>	<b>Owts.</b>	<b>Owts.</b>					
United Kingdom . . . . .	16,001	12,603	12,671	10,617	18,082	1,08,378	7,172	80,315	62,006	80,056
Bahrain Islands . . . . .	1,000	..	..	..	..	3,000	..	..	..	..
Maldives . . . . .	144	12	..	..	..	1,368	60	..	..	..
Ceylon . . . . .	2,798	1,308	1,365	1,320	2,940	8,329	7,112	6,234	4,508	7,591
Straits Settlements (including Labuan) . . . . .	562	5,494	1,123	4,000	1,420	2,576	4,643	5,967	19,927	4,489
Federated Malay States . . . . .	..	..	460	..	..	..	..	2,108	..	..
Natal . . . . .	..	..	..	4,275	1	..	..	..	34,300	7
Mauritius and Dependencies . . . . .	..	6,734	3,746	..	..	..	46,080	30,414	..	..
Seychelles . . . . .	98	32	5	..	..	1,058	128	75	..	..
Western Australia . . . . .	126	122	60	180	180	4,725	2,544	2,250	6,750	6,750
South Australia (including Northern Territory) . . . . .	..	20	35	20	680	..	750	1,312	700	3,675
Victoria . . . . .	7	13	7	6	..	250	258	262	225	..
New South Wales . . . . .	..	40	..	20	60	..	1,500	..	750	2,250
Australian Commonwealth (Total) . . . . .	133	195	102	226	370	4,975	5,052	3,824	3,475	12,078
New Zealand (including Nauru and Br. Samoa). . . . .	30	20	20	20	..	1,125	95	750	750	..
Other British Possessions . . . . .	38	49	15	30	25	775	465	136	550	282
<b>TOTAL BRITISH EMPIRE</b>	<b>20,802</b>	<b>26,447</b>	<b>19,512</b>	<b>20,988</b>	<b>18,338</b>	<b>1,32,079</b>	<b>1,40,807</b>	<b>1,29,818</b>	<b>1,30,514</b>	<b>1,11,100</b>
Germany . . . . .	12,000	18,190	14,200	12,000	4,000	57,000	80,434	76,000	57,000	10,002
Netherlands . . . . .	30,000	63,617	47,992	50,000	28,301	1,42,500	3,01,172	2,27,900	2,37,500	1,42,275
Belgium . . . . .	37,000	16,000	..	4,000	8,320	1,75,750	71,250	..	19,000	52,350
France . . . . .	179	466	125	82	57	10,030	6,940	6,260	4,620	2,905
Masrat Territory and Trucial Oman . . . . .	225	197	386	142	302	961	627	1,134	487	944
Iraq . . . . .	759	700	530	700	203	1,955	1,045	1,010	1,225	375
Persia . . . . .	97	434	1,067	522	125	330	1,153	3,124	1,408	1,570
Slam . . . . .	..	47	..	..	..	..	1,103	..	..	..
Japan . . . . .	160	200	..	723	..	1,800	2,215	..	7,478	..
Egypt . . . . .	120	14	39	31	20	360	840	2,230	3,600	2,400
United States of America— V of Atlantic Coast . . . . .	96,440	43,200	30,220	30,000	8,900	4,45,590	2,00,250	3,75,350	1,42,005	50,400
"  Pacific . . . . .	..	..	..	..	2,600	..	..	..	..	10,400
Other Foreign Countries . . . . .	311	394	42	33	253	1,114	1,570	160	1,478	1,182
<b>TOTAL FOREIGN COUNTRIES</b>	<b>177,291</b>	<b>142,465</b>	<b>144,601</b>	<b>98,233</b>	<b>53,081</b>	<b>8,37,340</b>	<b>6,77,657</b>	<b>6,93,348</b>	<b>4,75,801</b>	<b>2,83,808</b>
Share of Bengal . . . . .	4,591	3,235	1,925	6,377	3,894	27,149	20,572	13,363	31,498	9,798
"  Bombay . . . . .	1,341	1,696	1,931	8,059	3,452	5,776	5,734	6,413	36,649	23,391
"  Sind . . . . .	1,435	382	446	688	339	4,461	1,150	1,381	1,840	1,017
"  Madras . . . . .	190,655	151,705	156,008	137,227	63,734	9,31,721	7,26,332	7,71,518	5,36,331	3,60,703
"  Burma . . . . .	21	11,894	3,803	..	..	312	49,376	30,491	..	..
<b>TOTAL</b>	<b>198,093</b>	<b>163,912</b>	<b>164,113</b>	<b>119,221</b>	<b>71,419</b>	<b>9,69,419</b>	<b>8,18,464</b>	<b>8,23,166</b>	<b>6,06,315</b>	<b>3,94,908</b>

GENERAL EXPORTS

( 628 )

INDIAN MERCHANDISE

No. 14—continued

ARTICLES, AND COUNTRIES OF FINAL DESTINATION; ALSO SHARE OF EACH PROVINCE	QUANTITY					VALUE				
	1927-28	1928-29	1929-30	1930-31	1931-32	1927-28	1928-29	1929-30	1930-31	1931-32
						R	R	R	R	R
<b>Building and engineering materials, other than of iron, steel, or wood—concluded</b>										
<i>Total value of Building and engineering materials, other than of iron, steel, or wood—</i>										
United Kingdom . . . . .	—	—	—	—	—	1,08,873	77,222	80,315	74,040	86,071
Aden and Dependencies . . . . .	—	—	—	—	—	742	225	626	1,352	810
Bahrain Islands . . . . .	—	—	—	—	—	3,000	100	15	985	..
Maldives . . . . .	—	—	—	—	—	5,155	1,844	3,740	480	2,321
Ceylon . . . . .	—	—	—	—	—	4,48,703	5,70,533	5,93,988	5,68,975	2,06,701
Strait Settlements (including Labuan)	—	—	—	—	—	5,248	24,969	17,766	37,070	60,973
Federated Malay States . . . . .	—	—	—	—	—	..	1,505	2,113	5,917	35,052
Natal . . . . .	—	—	—	—	—	..	..	..	34,300	7
Zanzibar and Pemba . . . . .	—	—	—	—	—	1,155	7,130	2,310	3,132	1,020
Kenya Colony . . . . .	—	—	—	—	—	31,176	79,909	55,613	14,966	5,623
Mauritius and Dependencies . . . . .	—	—	—	—	—	..	46,030	30,414	2,537	..
Seychelles . . . . .	—	—	—	—	—	1,053	153	95	180	..
Western Australia . . . . .	—	—	—	—	—	4,725	2,544	2,250	6,750	6,750
South Australia (including Northern Territory)	—	—	—	—	—	..	750	1,312	750	3,675
Victoria . . . . .	—	—	—	—	—	250	258	262	225	..
New South Wales . . . . .	—	—	—	—	—	..	1,500	..	750	2,250
<i>Australian Commonwealth (Total)</i>	—	—	—	—	—	4,975	5,052	3,824	3,475	12,675
New Zealand (including Nauru and Br. Samoa)	—	—	—	—	—	1,125	95	750	750	..
Other British Possessions . . . . .	—	—	—	—	—	656	151	50	280	95
<b>TOTAL BRITISH EMPIRE</b>	—	—	—	—	—	6,11,956	8,23,068	7,96,610	5,48,439	4,11,444
Germany . . . . .	—	—	—	—	—	57,006	89,434	76,210	57,000	19,002
Netherlands . . . . .	—	—	—	—	—	1,42,500	3,01,172	2,27,960	2,37,500	1,42,275
Belgium . . . . .	—	—	—	—	—	1,75,750	71,250	..	19,000	52,350
France . . . . .	—	—	—	—	—	10,080	6,940	6,280	4,620	2,905
Maskat Territory and Trucial Oman . . . . .	—	—	—	—	—	4,441	5,329	3,337	5,319	4,248
Other Native States in Arabia . . . . .	—	—	—	—	—	2,140	328	87	238	553
Iraq . . . . .	—	—	—	—	—	6,055	5,828	4,640	7,614	5,939
Perak . . . . .	—	—	—	—	—	1,177	3,744	3,359	4,534	1,920
Henjam Island . . . . .	—	—	—	—	—	1,185	704	100	25	..
Java . . . . .	—	—	—	—	—	2,308	240	..	1,373	..
Siam . . . . .	—	—	—	—	—	..	1,162	..	10	..
Japan . . . . .	—	—	—	—	—	1,800	2,215	..	7,488	..
Egypt . . . . .	—	—	—	—	—	360	340	2,230	3,600	2,400
Portuguese East Africa . . . . .	—	—	—	—	—	..	..	..	..	42,146
Madagascar . . . . .	—	—	—	—	—	1,339	670	..	..	..
United States of America—										
Via Atlantic Coast . . . . .	—	—	—	—	—	4,45,590	2,00,538	3,75,350	1,42,005	50,400
" Pacific " . . . . .	—	—	—	—	—	..	150	703	..	10,400
Other Foreign Countries . . . . .	—	—	—	—	—	54	730	220	110	710
<b>TOTAL FOREIGN COUNTRIES</b>	—	—	—	—	—	3,52,229	6,91,324	7,02,561	4,90,486	3,35,257
<i>Share of Bengal</i> . . . . .	—	—	—	—	—	39,060	34,200	32,200	49,511	75,073
" Bombay . . . . .	—	—	—	—	—	9,901	9,337	11,187	14,608	29,195
" Sind . . . . .	—	—	—	—	—	12,106	10,016	6,761	11,984	5,476
" Madras . . . . .	—	—	—	—	—	14,02,306	14,11,753	14,19,641	9,32,317	6,36,957
" Burma . . . . .	—	—	—	—	—	313	49,376	30,491	5	..
<b>TOTAL</b>	—	—	—	—	—	14,64,185	15,15,202	14,99,170	10,38,925	7,46,701

No. 14—continued

ARTICLES, AND COUNTRIES OF FINAL DESTINATION; ALSO SHARE OF EACH PROVINCE	QUANTITY					VALUE				
	1927-28	1928-29	1929-30	1930-31	1931-32	1927-28	1928-29	1929-30	1930-31	1931-32
	Lbs.	Lbs.	Lbs.	Lbs.	Lbs.	R	R	R	R	R
<b>Candles of all kinds (III, V)—</b>										
United Kingdom . . . . .	268,015	2	..	..	..	75,377	4	..	..	..
Aden and Dependencies . . . . .	504	4,744	..	898	..	230	1,378	..	112	..
Ceylon . . . . .	1,087,060	891,172	1,116,480	853,520	540,670	2,91,833	2,50,693	3,18,978	1,240,190	1,52,061
Straits Settlements (including Labuan) . . . . .	1,403,064	1,167,627	1,370,052	445,512	242,915	3,98,212	3,28,668	3,55,670	1,25,301	68,328
Federated Malay States . . . . .	233,212	144,403	267,687	130,823	82,740	65,727	40,412	75,267	39,825	23,270
British Borneo . . . . .	26,221	7,027	9,922	8,064	1,138	7,374	1,976	2,791	862	334
Hongkong . . . . .	55,699	14,836	835	1,997	2,178	15,681	4,172	249	562	613
Zanzibar and Pemba . . . . .	93,789	57,702	55,812	24,086	55,688	27,854	16,289	15,657	6,755	15,661
Kenya Colony . . . . .	47,748	34,788	47,716	32,281	35,892	18,229	9,977	13,522	9,759	10,340
Tanganyika Territory . . . . .	11,250	6,058	180	5,550	..	3,500	2,600	90	2,200	..
Mauritius and Dependencies . . . . .	191,142	171,102	210,375	241,564	5,468	54,134	48,225	61,698	67,939	1,538
Seychelles . . . . .	12,750	26,943	13,462	11,948	6,480	3,566	3,578	3,736	3,359	1,825
Other British Possessions . . . . .	472	112	7	..	..	246	25	2	..	..
<b>TOTAL BRITISH EMPIRE</b>	<b>3,381,526</b>	<b>2,526,516</b>	<b>3,001,928</b>	<b>1,760,236</b>	<b>973,223</b>	<b>9,57,093</b>	<b>7,12,193</b>	<b>8,42,710</b>	<b>4,96,364</b>	<b>2,78,970</b>
Turkey, Asiatic . . . . .	25,288	110,457	..	..	24,000	7,112	31,066	..	..	6,750
Iraq . . . . .	120,900	53,552	286,245	222,047	210,332	34,527	15,189	80,561	62,475	59,197
Persia . . . . .	326,362	172,551	67,910	16,644	1,296	1,00,830	48,912	19,452	4,946	645
Java . . . . .	1,582	1,357	336	1,008	1,232	2,067	1,325	450	1,075	1,240
Siam . . . . .	353,511	399,577	430,296	267,780	206,996	99,739	1,11,906	1,20,733	75,535	58,237
Philippine Islands and Guam . . . . .	24,909	..	..	..	..	7,030	..	..	..	..
China (exclusive of Hong- kong and Macao) . . . . .	93,134	28,825	68,250	..	..	27,900	3,137	19,195	..	..
Liberia . . . . .	19,031	..	..	..	..	5,352	..	..	..	..
Portuguese East Africa . . . . .	44,347	13,321	28,438	17,500	17,612	12,722	3,766	7,998	4,922	4,952
Other Foreign Countries . . . . .	1,847	1,156	736	1,863	736	1,337	746	300	805	324
<b>TOTAL FOREIGN COUNTRIES</b>	<b>1,016,007</b>	<b>720,776</b>	<b>882,261</b>	<b>526,342</b>	<b>462,254</b>	<b>2,97,317</b>	<b>2,20,967</b>	<b>2,46,739</b>	<b>1,49,758</b>	<b>1,31,345</b>
Share of Bengal . . . . .	1,394	1,319	338	1,456	1,568	2,207	1,725	450	1,500	1,399
.. Bombay . . . . .	121,702	11,710	8,530	13,360	1,396	46,778	5,179	2,908	5,216	1,122
.. Sind . . . . .	940	634	232	563	333	493	271	110	248	113
.. Madras . . . . .	202	50	..	..	..	96	37	..	..	..
.. Burma . . . . .	4,272,995	3,293,079	3,875,191	2,271,299	1,431,685	12,06,336	9,25,953	10,87,931	6,39,158	4,02,681
<b>TOTAL</b>	<b>4,397,533</b>	<b>3,807,292</b>	<b>3,884,189</b>	<b>2,286,578</b>	<b>1,435,482</b>	<b>12,54,910</b>	<b>9,33,165</b>	<b>10,91,449</b>	<b>6,46,122</b>	<b>4,05,315</b>
<b>Canes and Rattans (II, S)—</b>										
United Kingdom . . . . .	32	69	66	115	113	493	2,302	2,175	2,019	865
Ceylon . . . . .	6	5	8	10	123	120	45	139	81	2,321
Cape of Good Hope . . . . .	3	4	14	5	10	350	550	575	705	1,200
Kenya Colony . . . . .	2	4	34	37	1	43	134	1,313	852	57
Western Australia . . . . .	3	..	..	..	..	351	..	..	..	..
South Australia (including Northern Territory) . . . . .	18	6	5	3	..	323	712	15	450	..
Victoria . . . . .	..	..	1	3	..	..	..	200	229	..
New South Wales . . . . .	..	4	2	11	..	..	650	169	270	..
Australian Commonwealth (Total) . . . . .	21	10	3	17	..	674	1,363	373	949	..
Other British Possessions . . . . .	133	4	12	33	43	332	160	340	1,619	1,351

GENERAL EXPORTS

( 630 )

INDIAN MERCHANDISE

No. 14—continued

ARTICLES, AND COUNTRIES OF FINAL DESTINATION; ALSO SHARE OF EACH PROVINCE	QUANTITY					VALUE				
	1927-28	1928-29	1929-30	1930-31	1931-32	1927-28	1928-29	1929-30	1930-31	1931-32
	Cwts.	Cwts.	Cwts.	Cwts.	Cwts.	R	R	R	R	R
<b>Canes and Rattans (II. S)</b> —continued										
Germany . . . . .	78	1	98	111	..	1,750	12	4,575	2,575	..
Spain . . . . .	..	..	173	63	226	..	..	3,480	910	4,21
Italy Native States in Arabia other than Maskat Territory and Trucial Oman . . .	..	..	168	11	..	..	..	2,000	575	..
Syria . . . . .	51	126	34	98	3	267	1,750	1,340	1,592	8
Persia . . . . .	..	..	10	38	101	..	..	720	1,000	2,45
Egypt . . . . .	385	..	2	14	..	2,150	..	108	616	..
Portuguese East Africa . .	..	28	62	163	26	..	1,867	1,615	4,686	75
United States of America— Via Atlantic Coast . . .	..	20	2	..	..	..	2,740	100	..	..
" Pacific " . . . . .	..	..	20	90	..	..	..	300	3,210	..
Other Foreign Countries . .	..	..	3	168	26	..	..	20	15,015	4,03
TOTAL FOREIGN COUNTRIES .	398	25	9	151	109	999	255	900	1,160	761
Share of Bengal . . . . .	382	200	581	907	491	5,166	6,644	15,918	31,338	12,29
" Bombay . . . . .	28	13	53	338	129	1,074	2,472	2,770	21,853	6,411
" Sind . . . . .	414	107	114	212	160	2,969	6,011	4,351	6,534	4,121
" Madras . . . . .	6	90	5	41	55	22	700	25	130	216
" Burma . . . . .	611	35	551	433	446	3,168	1,297	13,494	8,991	7,330
TOTAL . . . . .	..	46	..	..	..	..	767	..	..	..
<b>Casein (II. S)—</b>										
United Kingdom . . . . .	1,941	615	577	659	56	85,323	24,212	18,850	15,560	700
Sweden . . . . .	..	..	102	..	..	..	..	1,500	..	..
Germany . . . . .	3,080	12,151	13,025	4,335	1,522	3,94,822	4,44,065	4,37,604	99,190	17,216
Netherlands . . . . .	..	..	569	3,140	3,737	..	..	17,580	47,840	42,455
Belgium . . . . .	20	..	..	61	..	700	..	..	1,177	..
United States of America— Via Atlantic Coast . . .	..	594	..	..	..	..	22,580	..	..	..
Other Foreign Countries . .	..	..	..	41	..	..	..	..	831	..
TOTAL FOREIGN COUNTRIES .	3,700	12,745	13,696	7,577	5,259	3,95,022	4,66,645	4,56,684	1,49,088	59,671
Share of Bombay . . . . .	10,641	13,360	14,273	8,236	5,315	5,30,245	4,90,357	4,75,534	1,64,648	69,371
<b>Chemicals and chemical preparations (excluding chemical manures and medicines)—</b>										
<b>Potassium Compounds— Saltpetre (III. O)—</b>										
United Kingdom . . . . .	15,462	14,032	27,614	22,540	24,699	1,32,011	1,70,690	3,04,978	2,23,450	1,39,286
Ceylon . . . . .	64,116	66,738	53,680	58,631	58,260	7,18,894	6,23,824	5,01,421	4,29,514	3,42,326
Straits Settlements (including Labuan) . . . . .	3,548	3,466	1,393	1,840	3,129	53,665	52,817	21,683	15,331	29,246
Federated Malay States . .	..	..	..	200	..	..	..	..	1,750	..
Hongkong . . . . .	..	..	..	..	410	..	..	..	..	3,800
Zanzibar and Pemba . . . .	99	78	71	60	13	2,502	3,025	1,715	1,195	330
Tanganyika Territory . . . .	43	84	57	63	129	1,085	2,545	1,343	1,800	2,540
Mauritius and Dependencies .	12,682	6,350	2,278	4,457	45,337	1,39,147	1,20,600	45,560	70,506	4,03,302
Seychelles . . . . .	..	200	..	..	..	..	2,100	..	..	..
South Australia (including Northern Territory) . . . .	..	..	20	..	..	..	..	295	..	..
Victoria . . . . .	556	400	140	321	400	3,503	5,875	2,080	4,534	3,309
New South Wales . . . . .	60	..	40	..	40	940	..	600	..	386
Australian Commonwealth (Total) . . . . .	616	400	200	321	440	9,443	5,875	3,975	4,531	3,895
New Zealand (including Nauru and Br. Samoa) . . .	100	40	..	..	40	2,100	654	..	..	450
Other British Possessions . .	57	66	84	35	27	1,201	1,463	1,700	920	675
TOTAL BRITISH EMPIRE . . .	96,723	91,524	84,877	83,147	132,984	11,55,043	9,81,993	8,81,375	7,49,050	10,40,650



No. 14—continued

ARTICLES, AND COUNTRIES OF FINAL DESTINATION; ALSO SHARE OF EACH PROVINCE	QUANTITY					VALUE				
	1927-28	1928-29	1929-30	1930-31	1931-32	1927-28	1928-29	1929-30	1930-31	1931-32
	Cwts.	Cwts.	Cwts.	Cwts.	Cwts.	R	R	R	R	R
<b>Chemicals and chemical preparations (excluding chemical manures and medicines)—continued</b>										
Maskat Territory and Trucial Oman . . .	81	137	104	88	141	1,540	2,745	3,405	1,685	3,105
Other Native States in Arabia . . . . .	54	103	68	69	66	1,005	2,180	1,120	928	1,500
Java . . . . .	3	187	..	12	11	42	2,880	..	150	64
Siam . . . . .	2,177	..	20	24	697	55,010	..	320	480	12,252
Indo-China (including Cochin-China, Cambodia, Annam, Tonkin and French leased Territories in China) . . .	..	..	80	..	..	..	..	1,200	..	..
Other Foreign Countries . . .	25	21	17	1	9	475	555	285	52	225
<b>TOTAL FOREIGN COUNTRIES</b>	<b>2,340</b>	<b>448</b>	<b>205</b>	<b>194</b>	<b>954</b>	<b>58,072</b>	<b>8,310</b>	<b>5,890</b>	<b>3,295</b>	<b>17,266</b>
<b>Share of Bengal . . . . .</b>	<b>88,441</b>	<b>90,285</b>	<b>65,463</b>	<b>68,263</b>	<b>116,673</b>	<b>9,79,359</b>	<b>9,64,922</b>	<b>6,60,324</b>	<b>5,71,475</b>	<b>9,06,463</b>
.. Bombay . . . . .	7,920	841	3,637	4,348	1,767	1,80,777	16,076	54,033	63,730	31,623
.. Sind . . . . .	4,702	846	16,072	10,740	15,498	52,984	9,306	1,32,908	1,17,120	1,19,833
.. Madras . . . . .	..	..	..	..	..	..	..	..	20	..
<b>TOTAL</b>	<b>99,063</b>	<b>91,972</b>	<b>85,172</b>	<b>83,341</b>	<b>183,938</b>	<b>12,13,120</b>	<b>9,90,908</b>	<b>8,87,265</b>	<b>7,52,845</b>	<b>10,57,916</b>
<b>Other sorts (III. C)—</b>	<b>Cwts.</b>	<b>Cwts.</b>	<b>Cwts.</b>	<b>Cwts.</b>	<b>Cwts.</b>					
Ceylon . . . . .	..	..	..	1,000	..	..	..	..	8,500	..
Other British Possessions . . .	..	14	..	..	..	..	200	..	..	..
<b>TOTAL BRITISH EMPIRE</b>	<b>..</b>	<b>14</b>	<b>..</b>	<b>1,000</b>	<b>..</b>	<b>..</b>	<b>200</b>	<b>..</b>	<b>8,500</b>	<b>..</b>
<b>TOTAL FOREIGN COUNTRIES</b>	<b>..</b>	<b>46</b>	<b>..</b>	<b>..</b>	<b>..</b>	<b>..</b>	<b>1,140</b>	<b>..</b>	<b>..</b>	<b>..</b>
<b>Share of Bengal . . . . .</b>	<b>..</b>	<b>..</b>	<b>..</b>	<b>1,000</b>	<b>..</b>	<b>..</b>	<b>..</b>	<b>..</b>	<b>8,500</b>	<b>..</b>
.. Bombay . . . . .	..	34	..	..	..	..	640	..	..	..
.. Madras . . . . .	..	25	..	..	..	..	700	..	..	..
<b>TOTAL</b>	<b>..</b>	<b>59</b>	<b>..</b>	<b>1,000</b>	<b>..</b>	<b>..</b>	<b>1,340</b>	<b>..</b>	<b>8,500</b>	<b>..</b>
<b>Soda Compounds—</b>										
<b>Borax (III. D)—</b>	<b>Cwts.</b>	<b>Cwts.</b>	<b>Cwts.</b>	<b>Cwts.</b>	<b>Cwts.</b>					
Straits Settlements (including Labuan) . . . . .	898	780	832	635	702	26,316	17,316	14,326	11,035	11,884
Federated Malay States . . . . .	..	41	..	..	..	..	1,035	..	..	..
Hongkong . . . . .	263	527	839	100	457	6,570	10,164	16,437	4,727	8,324
Other British Possessions . . .	34	53	32	9	13	798	1,264	800	199	265
<b>TOTAL BRITISH EMPIRE</b>	<b>1,195</b>	<b>1,401</b>	<b>1,703</b>	<b>834</b>	<b>1,172</b>	<b>33,684</b>	<b>29,779</b>	<b>32,063</b>	<b>15,961</b>	<b>20,973</b>
Java . . . . .	7	21	23	7	22	220	660	1,100	150	600
Other Foreign Countries . . . . .	59	98	65	9	36	1,450	2,244	1,590	245	860
<b>TOTAL FOREIGN COUNTRIES</b>	<b>66</b>	<b>119</b>	<b>93</b>	<b>16</b>	<b>58</b>	<b>1,670</b>	<b>2,904</b>	<b>2,780</b>	<b>395</b>	<b>1,460</b>
<b>Share of Bengal . . . . .</b>	<b>1,174</b>	<b>1,422</b>	<b>1,750</b>	<b>837</b>	<b>1,182</b>	<b>33,322</b>	<b>30,163</b>	<b>32,003</b>	<b>16,006</b>	<b>21,333</b>
.. Bombay . . . . .	82	98	66	13	48	2,032	2,530	1,940	350	1,100
<b>TOTAL</b>	<b>1,256</b>	<b>1,520</b>	<b>1,816</b>	<b>850</b>	<b>1,230</b>	<b>35,354</b>	<b>32,683</b>	<b>34,843</b>	<b>16,356</b>	<b>22,433</b>

GENERAL EXPORTS

( 632 )

INDIAN MERCHANDISE

No. 14—continued

ARTICLES, AND COUNTRIES OF FINAL DESTINATION—ALSO SHARE OF EACH PROVINCE	QUANTITY					VALUE				
	1927-28	1928-29	1929-30	1930-31	1931-32	1927-28	1928-29	1929-30	1930-31	1931-32
	Cwts.	Cwts.	Cwts.	Cwts.	Cwts.	R	R	R	R	R
<b>Chemicals and chemical preparations (excluding chemical manures and medicines)—continued</b>										
<i>Other sorts (III. C)—</i>										
<b>TOTAL BRITISH EMPIRE</b>	123	60	78	78	48	2,670	1,636	2,109	2,349	1,082
Native States in Arabia other than Maskat Territory and Trucial Oman	70	92	111	231	62	3,785	3,400	4,852	6,737	1,565
Persia	51	12	7	..	1	1,385	720	150	..	15
Portuguese East Africa	11	3	23	13	15	490	120	1,215	545	525
Other Foreign Countries	27	11	13	22	3	855	255	310	450	60
<b>TOTAL FOREIGN COUNTRIES</b>	168	118	154	266	81	6,415	4,495	6,527	7,782	2,165
Share of Bengal	64	3	..	1	..	700	200	..	24	..
" Bombay	223	175	227	333	129	3,325	5,981	3,635	10,057	3,247
" Madras	4	..	..	..	..	60	..	1	..	..
<b>TOTAL</b>	291	178	227	339	129	9,085	6,181	8,636	10,081	3,247
<i>Other sorts of chemicals (III. C)</i>										
United Kingdom	—	—	—	—	—	1,90,312	1,42,616	1,38,150	1,28,552	3,18,021
Aden and Dependencies	—	—	—	—	—	72,281	62,064	33,262	23,761	29,287
Bahrain Islands	—	—	—	—	—	3,765	2,730	3,660	3,039	2,947
Ceylon	—	—	—	—	—	25,549	36,371	34,311	29,139	28,230
Straits Settlements (including Labuan)	—	—	—	—	—	11,365	14,262	39,076	8,790	4,932
Federated Malay States	—	—	—	—	—	..	..	501	554	1,708
Natal	—	—	—	—	—	..	..	130	3,100	..
Zanzibar and Pemba	—	—	—	—	—	1,242	224	998	452	111
Kenya Colony	—	—	—	—	—	..	..	760	976	3,146
Mauritius and Dependencies	—	—	—	—	—	..	4,078	6,596	628	2,015
Canada—										
Via Atlantic Coast	—	—	—	—	—	..	..	..	6,240	..
" Pacific "	—	—	—	—	—	..	..	2,450	..	..
Western Australia	—	—	—	—	—	237	..	1,141	..	..
Victoria	—	—	—	—	—	11,677	7,750	42,769	33,904	9,300
New South Wales	—	—	—	—	—	2,370	2,540	2,200	65	660
<b>Australian Commonwealth (Total)</b>	—	—	—	—	—	14,784	10,290	48,110	34,059	9,960
Other British Possessions	—	—	—	—	—	3,010	1,415	1,517	1,710	285
<b>TOTAL BRITISH EMPIRE</b>	—	—	—	—	—	3,22,308	2,74,050	3,07,521	2,46,000	3,95,732
Netherlands	—	—	—	—	—	..	..	415	2,950	36,625
Turkey, European	—	—	—	—	—	..	..	..	1,961	..
Maskat Territory and Trucial Oman	—	—	—	—	—	5,161	3,444	3,335	3,055	3,422
Other Native States in Arabia	—	—	—	—	—	9,485	16,934	35,541	28,876	38,385
Iraq	—	—	—	—	—	3,594	29,957	13,166	5,446	4,503
Persia	—	—	—	—	—	13,532	20,156	14,079	11,197	2,083
Java	—	—	—	—	—	820	1,204	2,750	1,300	954
China (exclusive of Hong-kong and Macao)	—	—	—	—	—	2,100	600	..	..	175
Japan	—	—	—	—	—	1,53,625	2,78,542	1,29,342	7,750	1,38,573
Italian East Africa (Somaliland and Eritrea)	—	—	—	—	—	5,392	4,554	3,089	3,301	2,897
United States of America—										
Via Atlantic Coast	—	—	—	—	—	75	1,350	31,304	..	3,223
Other Foreign Countries	—	—	—	—	—	595	1,667	1,147	2,897	310
<b>TOTAL FOREIGN COUNTRIES</b>	—	—	—	—	—	1,94,329	3,58,908	2,35,017	69,313	2,31,150

No. 14—continued

ARTICLES, AND COUNTRIES OF FINAL DESTINATION; ALSO SHARE OF EACH PROVINCE	QUANTITY					VALUE				
	1927-28	1928-29	1929-30	1930-31	1931-32	1927-28	1928-29	1929-30	1930-31	1931-32
						R	R	R	R	R
Chemicals and chemical preparations (excluding chemical manures and medicines)—concluded										
Other sorts of chemicals (LII. O)—continued										
Share of Bengal . . . . .	—	—	—	—	—	28,452	71,490	71,535	31,050	2,50,439
" Bombay . . . . .	—	—	—	—	—	26,864	44,406	71,946	78,667	95,158
" Sind . . . . .	—	—	—	—	—	1,01,476	1,29,766	95,224	72,882	77,444
" Madras . . . . .	—	—	—	—	—	3,67,736	3,67,221	3,03,338	1,32,485	2,03,684
" Burma . . . . .	—	—	—	—	—	2,110	16	495	229	157
<b>TOTAL</b> . . . . .	—	—	—	—	—	5,16,687	6,82,958	5,42,588	3,15,813	6,26,882
<b>Total value of Chemicals and chemical preparations—</b>										
United Kingdom . . . . .	—	—	—	—	—	3,72,323	3,13,306	4,43,128	3,52,002	5,02,307
Aden and Dependencies . . . . .	—	—	—	—	—	72,551	62,414	34,027	29,091	29,462
Bahrain Island . . . . .	—	—	—	—	—	4,524	4,010	4,853	3,929	3,539
Ceylon Straits Settlements (including Labuan) . . . . .	—	—	—	—	—	7,39,925	6,60,615	5,35,998	4,67,227	3,70,696
Federated Malay States . . . . .	—	—	—	—	—	950	1,035	501	2,304	1,798
Hongkong . . . . .	—	—	—	—	—	6,695	10,164	16,677	5,701	12,624
Natal . . . . .	—	—	—	—	—	521	490	960	3,720	300
Zanzibar and Pemba . . . . .	—	—	—	—	—	4,129	2,374	3,223	1,997	461
Kenya Colony . . . . .	—	—	—	—	—	1,435	1,306	1,580	1,691	3,816
Tanganyika Territory . . . . .	—	—	—	—	—	1,180	2,730	2,349	2,696	2,800
Mauritius and Dependencies . . . . .	—	—	—	—	—	1,89,762	1,24,361	62,321	71,323	4,70,357
Seychelles . . . . .	—	—	—	—	—	933	3,004	839	30	90
Canada—										
<i>Via Atlantic Coast</i> . . . . .	—	—	—	—	—	—	—	—	6,240	—
" Pacific " . . . . .	—	—	—	—	—	—	—	2,450	—	—
Western Australia . . . . .	—	—	—	—	—	237	—	1,141	—	—
South Australia (including Northern Territory) . . . . .	—	—	—	—	—	—	—	295	—	—
Victoria . . . . .	—	—	—	—	—	20,180	13,625	44,849	33,523	12,609
New South Wales . . . . .	—	—	—	—	—	3,810	2,540	2,800	65	1,046
<b>Australian Commonwealth (Total)</b> . . . . .	—	—	—	—	—	24,227	16,165	49,088	33,593	13,655
New Zealand (including Nauru and Br. Samoa) . . . . .	—	—	—	—	—	2,100	654	—	—	450
Other British Possessions . . . . .	—	—	—	—	—	879	445	42	105	20
<b>TOTAL BRITISH EMPIRE</b> . . . . .	—	—	—	—	—	15,18,710	12,87,708	12,23,598	10,21,860	14,58,487
Netherlands . . . . .	—	—	—	—	—	—	—	415	2,950	36,625
Turkey, European . . . . .	—	—	—	—	—	—	—	—	1,961	—
Muskat Territory and Trucial Oman . . . . .	—	—	—	—	—	7,171	6,554	6,175	5,180	6,677
Other Native States in Arabia . . . . .	—	—	—	—	—	14,495	22,584	41,513	36,591	41,640
Iraq . . . . .	—	—	—	—	—	3,594	30,057	13,540	5,446	4,503
Persia . . . . .	—	—	—	—	—	15,762	22,006	15,154	11,289	2,788
Java . . . . .	—	—	—	—	—	1,082	4,744	3,940	1,690	1,648
Siam . . . . .	—	—	—	—	—	55,835	500	380	555	12,342
Indo-China (including Cochin-China, Cambodia, Annam, Tonkin and French leased territories in China) . . . . .	—	—	—	—	—	—	—	1,500	—	—
China (exclusive of Hongkong and Macao) . . . . .	—	—	—	—	—	2,100	1,234	—	—	175
Japan . . . . .	—	—	—	—	—	1,58,625	2,78,542	1,29,342	7,750	1,33,573
Portuguese East Africa . . . . .	—	—	—	—	—	825	555	1,447	1,060	771
Italian East Africa (Somaliland and Eritrea) . . . . .	—	—	—	—	—	5,392	4,704	3,939	3,801	2,997
United States of America—										
<i>Via Atlantic Coast</i> . . . . .	—	—	—	—	—	75	1,859	31,304	—	8,238
Other Foreign Countries . . . . .	—	—	—	—	—	530	2,377	1,065	2,462	214
<b>TOTAL FOREIGN COUNTRIES</b> . . . . .	—	—	—	—	—	2,60,486	3,75,757	2,49,714	80,735	2,52,041

GENERAL EXPORTS

INDIAN MERCHANDISE

( 634 )

No. 14—continued

ARTICLES, AND COUNTRIES OF FINAL DESTINATION; ALSO SHARE OF EACH PROVINCE	QUANTITY					VALUE				
	1927-28	1928-29	1929-30	1930-31	1931-32	1927-28	1928-29	1929-30	1930-31	1931-
						R	R	R	R	R
<i>Total value of Chemicals and chemical prepara- tions—continued</i>						10,41,833	10,66,765	7,64,762	6,27,055	11,78,
Share of Bengal . . .	—	—	—	—	—	2,17,998	69,632	1,30,554	1,52,894	1,31,
" Bombay . . .	—	—	—	—	—	1,54,459	1,39,072	2,68,132	1,90,002	1,97,
" Sind . . .	—	—	—	—	—	3,57,798	3,87,981	3,03,339	1,32,505	2,03,6
" Madras . . .	—	—	—	—	—	2,110	15	495	229	1
" Burma . . .	—	—	—	—	—	17,74,196	16,63,465	14,73,282	11,02,595	17,10,4
<b>TOTAL</b>										
<b>Coal and coke—</b>										
<i>Coal (II.A) -</i>	Tons	Tons	Tons	Tons	Tons					
United Kingdom . . .	396	190	19,550	8,057	11,955	6,388	2,124	2,17,828	75,120	1,05,88
Aden and Dependences . . .	..	..	7,437	..	..	..	..	81,807	..	..
Bahrain Islands . . .	..	..	1	..	25	..	..	45	..	45
Ceylon . . .	382,607	348,104	340,730	205,767	272,630	40,20,669	41,53,529	41,08,249	36,15,499	32,91,26
Straits Settlements (includ- ing Labuan) . . .	157,647	58,466	59,013	25,158	23,431	16,92,851	6,33,324	6,93,640	2,68,914	2,49,57
Federated Malay States . . .	2,593	345	..	5,074	97	27,226	3,622	..	62,241	1,011
Hongkong . . .	26,136	130,150	172,658	55,944	162,265	3,88,841	14,18,786	12,81,113	5,38,528	14,13,68
Natal . . .	..	..	..	..	620	..	..	..	..	5,58
Zanzibar and Pemba . . .	..	283	..	..	..	..	3,113	..	..	..
Mauritius and Dependences . . .	1,555	1,700	2,131	2,007	1,130	18,660	13,700	23,441	22,077	12,980
New South Wales . . .	..	..	3,060	..	..	..	..	33,660	..	..
Australian Commonwealth (Total) . . .	..	..	3,060	..	..	..	..	33,660	..	..
Fiji Islands . . .	..	..	..	2,488	..	..	..	..	26,124	..
<b>TOTAL BRITISH EMPIRE</b>	570,934	589,238	604,580	394,495	472,253	70,54,635	62,33,698	64,29,782	46,08,503	50,80,428
Germany . . .	14	..	..	57	1	142	..	..	1,750	20
Iraq . . .	..	..	80	201	35	..	..	2,190	4,327	952
Persia . . .	6	..	80	..	1,133	190	..	2,060	..	14,038
Sumatra . . .	12,059	..	6,066	..	..	1,32,919	..	68,698	..	..
Java . . .	1	2,284	2,400	432	..	19	25,136	25,200	6,130	..
Philippine Islands and Guam . . .	45,970	82,208	57,868	32,985	37,007	3,70,533	6,92,685	6,09,556	2,84,310	3,17,769
China (exclusive of Hong- kong and Macao) . . .	..	15,015	8,343	..	..	..	1,80,397	92,242	..	..
Japan . . .	1,837	30	5,322	..	4,688	18,870	202	45,230	..	38,778
Other Foreign Countries . . .	..	2	15	..	..	..	10	300	..	..
<b>TOTAL FOREIGN COUNTRIES</b>	60,537	99,539	80,679	33,675	42,864	5,32,664	2,96,330	7,31,471	2,96,567	3,71,557
Share of Bengal . . .	631,116	638,774	685,663	427,911	514,943	75,71,799	71,31,948	71,56,108	48,99,010	54,46,828
" Bombay . . .	25	3	60	1	100	1,350	50	1,520	29	2,606
" Sind . . .	21	..	127	258	73	790	..	3,435	6,027	2,442
" Madras . . .	12	..	9	..	1	350	10	190	4	20
" Burma . . .	298	..	..	..	..	3,010	20	..	..	..
<b>TOTAL</b>	631,471	638,777	685,259	428,170	515,117	75,77,299	71,32,028	71,61,253	49,05,070	54,51,985

No. 14—continued

ARTICLES, AND COUNTRIES OF FINAL DESTINATION; ALSO SHARE OF EACH PROVINCE	QUANTITY					VALUE				
	1927-28	1928-29	1929-30	1930-31	1931-32	1927-28	1928-29	1929-30	1930-31	1931-32
<b>Coal and Coke—continued</b>										
<b>Coke (III. V)—</b>	Tons	Tons	Tons	Tons	Tons	R	R	R	R	R
Ceylon . . . . .	958	640	636	640	486	10,270	12,687	10,377	10,331	9,088
Straits Settlements (including Labuan) . . . . .	2,016	1,812	1,806	757	627	44,208	36,633	27,093	14,842	13,030
Federated Malay States . . . . .	52	..	..	..	709	1,300	..	..	..	13,815
Other British Possessions . . . . .	2	20	25	22	7	120	645	840	440	253
<b>TOTAL BRITISH EMPIRE</b>	<b>3,023</b>	<b>2,472</b>	<b>2,267</b>	<b>1,428</b>	<b>1,829</b>	<b>64,893</b>	<b>49,965</b>	<b>39,719</b>	<b>25,613</b>	<b>37,006</b>
Iraq . . . . .	13	17	105	92	37	558	720	4,539	4,025	1,770
Persia . . . . .	..	..	..	..	4	..	..	..	..	100
<b>TOTAL FOREIGN COUNTRIES</b>	<b>13</b>	<b>17</b>	<b>105</b>	<b>92</b>	<b>41</b>	<b>558</b>	<b>720</b>	<b>4,539</b>	<b>4,025</b>	<b>1,870</b>
<b>Share of Bengal</b> . . . . .	<b>3,021</b>	<b>2,478</b>	<b>2,263</b>	<b>1,427</b>	<b>1,828</b>	<b>64,773</b>	<b>49,920</b>	<b>39,475</b>	<b>25,573</b>	<b>37,063</b>
“ Bombay . . . . .	15	17	106	53	33	678	720	4,671	3,465	1,503
“ Sind . . . . .	..	..	4	40	4	..	..	112	1,600	100
“ Burma . . . . .	..	..	..	..	..	..	45	..	..	..
<b>TOTAL</b>	<b>3,036</b>	<b>2,489</b>	<b>2,372</b>	<b>1,520</b>	<b>1,870</b>	<b>65,451</b>	<b>50,685</b>	<b>44,258</b>	<b>29,638</b>	<b>£ 38,966</b>
<b>Total Coal and Coke—</b>	Tons	Tons	Tons	Tons	Tons					
United Kingdom . . . . .	396	190	19,550	8,078	11,955	6,388	2,160	2,17,628	75,520	1,05,882
Aden and Dependencies . . . . .	2	..	7,439	1	..	120	..	81,901	40	..
Ceylon . . . . .	383,560	348,744	341,366	296,410	278,166	49,39,939	41,66,216	41,19,126	36,25,880	33,01,259
Straits Settlements (including Labuan) . . . . .	159,668	60,278	60,619	25,915	24,058	17,37,054	6,70,457	7,11,638	2,38,756	2,02,604
Federated Malay States . . . . .	2,845	345	..	5,074	806	23,525	3,622	..	62,241	14,383
Hongkong . . . . .	23,136	130,150	172,658	55,944	162,270	3,88,841	14,18,786	12,81,112	5,38,528	14,13,684
Natal . . . . .	..	..	..	..	620	..	..	..	..	5,580
Zanzibar and Pemba . . . . .	..	283	..	..	..	..	3,118	..	..	..
Mauritius and Dependencies . . . . .	1,555	1,720	2,151	2,007	1,180	18,660	19,300	24,046	22,077	12,980
New South Wales . . . . .	..	..	3,060	..	..	..	..	33,660	..	..
Australian Commonwealth (Total) . . . . .	..	..	3,060	..	..	..	..	33,660	..	..
Fiji Islands . . . . .	..	..	..	2,488	..	..	..	..	26,124	..
Other British Possessions . . . . .	..	..	4	..	27	..	..	195	..	503
<b>TOTAL BRITISH EMPIRE</b>	<b>573,957</b>	<b>541,710</b>	<b>606,847</b>	<b>395,923</b>	<b>474,082</b>	<b>71,19,528</b>	<b>62,33,663</b>	<b>64,09,501</b>	<b>46,34,116</b>	<b>51,17,524</b>
Germany . . . . .	..	..	..	57	1	..	..	..	1,750	20
Iraq . . . . .	13	17	185	293	72	558	720	6,729	8,852	2,722
Persia . . . . .	6	..	80	..	1,137	190	..	2,060	..	14,138
Sumatra . . . . .	12,659	..	6,066	..	..	1,32,919	..	63,693	..	..
Java . . . . .	1	2,284	2,400	432	..	10	25,136	25,200	6,160	..
Philippine Islands and Guam . . . . .	45,970	32,208	57,868	32,985	37,007	3,70,533	6,92,585	5,00,550	2,84,310	3,17,769
China (exclusive of Hong-kong and Macao) . . . . .	..	15,015	8,348	..	..	..	1,80,307	93,242	..	..
Japan . . . . .	1,387	30	5,322	..	4,688	18,870	202	45,230	..	38,778
Other Foreign Countries . . . . .	..	2	15	..	..	..	10	300	..	..
<b>TOTAL FOREIGN COUNTRIES</b>	<b>60,550</b>	<b>99,556</b>	<b>80,784</b>	<b>33,767</b>	<b>42,905</b>	<b>5,23,222</b>	<b>8,99,050</b>	<b>7,36,010</b>	<b>3,00,592</b>	<b>3,73,427</b>
<b>Share of Bengal</b> . . . . .	<b>634,136</b>	<b>641,246</b>	<b>637,325</b>	<b>429,338</b>	<b>516,771</b>	<b>76,36,572</b>	<b>71,31,868</b>	<b>71,95,533</b>	<b>49,24,538</b>	<b>54,83,801</b>
“ Bombay . . . . .	40	20	166	54	138	2,028	770	6,191	2,494	4,498
“ Sind . . . . .	21	..	131	293	77	790	..	3,547	7,627	2,542
“ Madras . . . . .	12	..	9	..	1	350	10	160	4	20
“ Burma . . . . .	298	..	..	..	..	3,010	66	..	..	..
<b>TOTAL</b>	<b>634,507</b>	<b>641,266</b>	<b>637,631</b>	<b>429,690</b>	<b>516,937</b>	<b>76,42,750</b>	<b>71,32,713</b>	<b>72,05,511</b>	<b>49,34,708</b>	<b>54,90,951</b>

GENERAL EXPORTS

( 636 )

INDIAN MERCHANDISE

No. 14—continued

ARTICLES, AND COUNTRIES OF FINAL DESTINATION; ALSO SHARE OF EACH PROVINCE	QUANTITY					VALUE				
	1927-28	1928-29	1929-30	1930-31	1931-32	1927-28	1928-29	1929-30	1930-31	1931-32
<b>COAL SHIPPED FOR THE USE OF STEAMERS, ETC., ENGAGED IN THE FOREIGN TRADE*</b>					Tons					
Share of Bengal . . . . .	—	—	—	—	410,633	—	—	—	—	—
"    Bombay . . . . .	—	—	—	—	149,294	—	—	—	—	—
"    Sind . . . . .	—	—	—	—	7,365	—	—	—	—	—
"    Madras . . . . .	—	—	—	—	4,273	—	—	—	—	—
"    Burma . . . . .	—	—	—	—	21,181	—	—	—	—	—
<b>TOTAL.</b>	—	—	—	—	592,746	—	—	—	—	—
<b>Coffee (L. I.)—</b>	Cwts.	Cwts.	Cwts.	Cwts.	Cwts.					
United Kingdom . . . . .	75,386	40,777	63,636	78,488	44,059	66,98,212	9,68,176	54,11,895	52,18,544	27,94,838
Aden and Dependencies . . . . .	58	..	..	..	..	3,375	50	320	..	..
Bahrain Islands . . . . .	10,931	12,885	8,665	10,441	2,815	9,01,784	11,00,927	6,93,917	6,79,344	1,48,778
Maldives . . . . .	..	..	..	..	18	..	..	..	..	1,440
Ceylon . . . . .	432	374	451	332	246	38,852	35,384	42,456	27,132	18,853
Straits Settlements (including Labuan) . . . . .	20	571	18	3	21	3,055	28,767	1,186	288	1,054
Cape of Good Hope . . . . .	..	26	..	29	19	..	2,307	..	1,755	1,501
Canada—										
Via Atlantic Coast . . . . .	352	352	400	159	307	33,139	28,200	34,052	8,542	15,112
"    Pacific " . . . . .	103	1,628	200	500	300	9,087	1,39,395	18,000	42,489	25,500
Western Australia . . . . .	..	79	10	209	71	..	6,882	877	13,162	4,087
South Australia (including Northern Territory) . . . . .	1,450	721	605	360	301	1,25,636	60,743	56,159	19,040	18,336
Victoria . . . . .	2,170	2,603	3,378	2,630	570	1,86,995	2,16,047	2,81,609	1,02,002	34,388
New South Wales . . . . .	2,590	1,846	2,573	2,488	1,426	2,16,982	1,54,548	2,06,970	1,77,174	79,455
Queensland . . . . .	438	497	363	531	91	39,518	41,102	30,143	36,837	4,666
<b>Australian Commonwealth (Total)</b>	<b>8,648</b>	<b>5,746</b>	<b>6,929</b>	<b>6,168</b>	<b>2,459</b>	<b>5,69,081</b>	<b>4,79,322</b>	<b>5,75,758</b>	<b>4,03,265</b>	<b>1,40,927</b>
New Zealand (including Niuru and Br. Samoa) . . . . .	920	476	1,123	984	505	84,011	41,517	94,403	66,119	38,008
Other British Possessions . . . . .	1	7	7	15	2	112	580	1,091	900	130
<b>TOTAL BRITISH EMPIRE</b>	<b>94,851</b>	<b>62,842</b>	<b>86,985</b>	<b>97,119</b>	<b>50,751</b>	<b>33,35,633</b>	<b>58,30,625</b>	<b>68,72,923</b>	<b>64,58,375</b>	<b>31,81,141</b>
Finland . . . . .	..	..	..	..	60	..	..	..	..	3,000
Sweden . . . . .	279	377	1	37	250	24,502	30,585	80	2,812	13,250
Norway . . . . .	16,021	13,665	12,263	15,297	15,909	12,11,545	10,96,705	9,48,939	9,56,071	9,46,462
Denmark . . . . .	3,206	1,710	..	811	1,304	2,60,674	1,31,863	..	52,785	81,800
Germany . . . . .	32,358	23,264	15,181	21,898	16,318	27,97,459	20,35,758	12,19,135	13,77,283	9,94,025
Netherlands . . . . .	29,802	15,464	4,991	18,203	9,423	25,51,277	12,85,638	3,91,843	11,51,856	5,65,622
Belgium . . . . .	10,385	6,651	2,945	10,547	6,370	8,49,141	5,36,276	2,40,190	6,75,864	3,81,847
France . . . . .	65,533	56,157	43,834	107,704	43,070	52,63,181	44,48,639	33,07,063	71,16,950	25,57,507
Italy . . . . .	9,402	4,138	6,323	10,298	5,514	7,44,648	3,30,009	5,01,663	6,72,002	3,36,990
Bulgaria . . . . .	..	..	..	100	40	..	..	..	6,000	1,800
Syria . . . . .	..	24	15	..	33	..	1,600	1,000	..	864
Maskat Territory and Trucial Oman . . . . .	101	13	54	40	..	6,978	1,350	4,670	2,860	..
Other Native States in Arabia . . . . .	2,167	2,218	1,611	2,108	678	1,75,550	1,95,640	1,37,830	1,49,777	39,725
Iraq . . . . .	11,332	10,834	8,353	8,159	5,526	9,53,443	9,70,389	7,70,729	5,31,529	3,25,009
Persia . . . . .	182	51	50	32	33	9,273	3,951	4,132	2,145	1,650
China (exclusive of Hong-kong and Macao) . . . . .	23	..	..	..	..	2,240	..	..	..	..
Japan . . . . .	..	81	24	60	3	..	2,620	2,400	3,500	240
Tunis . . . . .	..	..	50	..	..	..	..	3,500	..	..
Morocco . . . . .	..	..	..	69	..	..	..	..	8,437	..
Algiers . . . . .	75	31	36	236	318	6,000	2,500	2,388	17,039	19,080
United States of America—										
Via Atlantic Coast . . . . .	..	80	1,636	..	..	..	3,400	1,30,466	..	..
Argentine Republic (including the Atlantic Coast of Patagonia) . . . . .	..	..	..	125	..	..	..	..	10,000	..
Brazil . . . . .	..	75	..	..	..	..	6,000	..	..	..
Other Foreign Countries . . . . .	1	4	8	6	..	100	200	918	585	..
<b>TOTAL FOREIGN COUNTRIES</b>	<b>181,817</b>	<b>134,787</b>	<b>97,885</b>	<b>195,770</b>	<b>104,849</b>	<b>1,48,56,011</b>	<b>1,10,94,128</b>	<b>16,66,941</b>	<b>1,27,32,545</b>	<b>62,68,961</b>

\* Coal shipped for the use of steamers, etc., is not an export in the ordinary acceptation of the term, and the value thereof is, accordingly, not included in these Accounts.

No. 14—continued

ARTICLES, AND COUNTRIES OF FINAL DESTINATION; ALSO SHARE OF EACH PROVINCE	QUANTITY					VALUE				
	1927-28	1928-29	1929-30	1930-31	1931-32	1927-28	1928-29	1929-30	1930-31	1931-32
						R	R	R	R	R
<b>Coffee (I. I)—continued</b>										
Share of Bengal . . . . .	Cwts. 12	Cwts. 10	Cwts. 20	Cwts. 11	Cwts. 2	R 1,409	R 1,168	R 2,364	R 1,259	R 265
„ Bombay . . . . .	6,154	3,660	4,466	5,447	2,380	6,01,850	3,23,694	3,50,327	3,48,758	1,55,897
„ Sind . . . . .	7	..	..	17	17	300	..	..	1,060	365
„ Madras . . . . .	270,495	193,438	179,730	287,414	158,180	2,26,88,090	1,65,77,166	1,41,86,968	1,82,34,853	98,92,021
„ Burma . . . . .	..	527	4	..	21	..	22,520	300	..	1,000
<b>TOTAL</b>	<b>276,668</b>	<b>197,629</b>	<b>184,220</b>	<b>292,889</b>	<b>155,000</b>	<b>2,31,91,649</b>	<b>1,69,24,748</b>	<b>1,45,39,869</b>	<b>1,91,85,920</b>	<b>94,50,102</b>
<b>Coir—</b>										
<b>Unmanufactured (II. S)—</b>										
United Kingdom . . . . .	Tons 139	Tons 190	Tons 108	Tons 67	Tons 48	R 40,218	R 57,234	R 33,114	R 22,215	R 10,515
Aden and Dependencies . . . . .	4	..	..	1	..	1,081	100	100	320	..
Kenya Colony . . . . .	1	4	2	10	10	1,055	1,400	1,500	4,485	4,010
Tanganyika Territory . . . . .	..	1	5	2	..	35	100	1,585	1,022	380
New Zealand (including Nauru and Br. Samoa) . . . . .	23	3	..	..	..	11,660	1,450	..	..	..
Other British Possessions . . . . .	8	2	1	5	1	2,154	729	577	1,282	876
<b>TOTAL BRITISH EMPIRE</b>	<b>175</b>	<b>200</b>	<b>116</b>	<b>85</b>	<b>69</b>	<b>56,438</b>	<b>61,103</b>	<b>38,826</b>	<b>29,384</b>	<b>15,281</b>
Germany . . . . .	10	59	6	22	..	3,718	17,317	1,800	4,560	..
Netherlands . . . . .	..	1	18	..	..	..	187	12,605	..	100
Belgium . . . . .	16	37	69	26	12	5,168	11,670	21,430	7,904	2,800
France . . . . .	..	23	..	..	..	..	8,715	..	..	..
Italy . . . . .	14	15	15	32	1	4,075	4,838	4,475	9,957	540
Iraq . . . . .	..	1	..	..	9	..	200	50	50	2,040
Japan . . . . .	4	1	..	..	10	1,856	198	11	..	2,412
Egypt . . . . .	..	5	..	17	..	..	1,098	..	5,220	..
United States of America— Via Atlantic Coast . . . . .	5	1	4	..	..	1,380	287	2,712	..	..
„ Pacific „ . . . . .	1	..	..	..	..	220	..	..	..	..
Brazil . . . . .	..	..	..	6	..	..	..	..	2,250	..
Other Foreign Countries . . . . .	3	1	..	2	5	793	150	118	679	1,870
<b>TOTAL FOREIGN COUNTRIES</b>	<b>58</b>	<b>143</b>	<b>112</b>	<b>105</b>	<b>37</b>	<b>17,210</b>	<b>44,656</b>	<b>48,201</b>	<b>30,620</b>	<b>9,262</b>
Share of Bengal . . . . .	28	3	..	..	..	13,397	1,504	30	25	..
„ Bombay . . . . .	6	6	7	13	11	2,413	1,928	3,435	6,010	4,826
„ Sind . . . . .	..	..	..	..	..	..	..	18	..	..
„ Madras . . . . .	194	334	220	177	85	57,038	1,02,327	76,147	53,969	19,717
„ Burma . . . . .	..	..	1	..	..	150	..	397	..	..
<b>TOTAL</b>	<b>228</b>	<b>343</b>	<b>228</b>	<b>190</b>	<b>96</b>	<b>78,648</b>	<b>1,05,759</b>	<b>80,027</b>	<b>60,004</b>	<b>24,543</b>
<b>Manufactured (excluding Rope) (III. V)—</b>										
United Kingdom . . . . .	Tons 5,389	Tons 5,146	Tons 5,152	Tons 4,687	Tons 5,850	R 17,64,120	R 19,26,894	R 18,94,412	R 18,22,234	R 20,16,174
Aden and Dependencies . . . . .	15	10	10	10	7	5,030	4,152	3,585	4,821	2,903
Bahrain Islands . . . . .	142	137	72	96	38	44,387	21,836	24,043	28,069	8,938
Ceylon Straits Settlements (including Labuan) . . . . .	160	197	125	110	58	53,673	71,844	48,379	40,197	17,571
Federated Malay States . . . . .	55	112	97	60	74	16,308	48,756	30,823	16,741	20,178
Cape of Good Hope . . . . .	6	..	2	..	2	1,302	90	1,043	280	1,170
Cape of Good Hope . . . . .	28	..	14	9	..	9,907	..	4,800	2,620	82
Natal . . . . .	401	381	277	502	200	1,26,057	1,11,145	77,657	1,50,912	67,160
Transvaal . . . . .	..	..	..	..	2	..	..	..	..	2,200
Zanzibar and Pemba . . . . .	23	36	30	31	18	8,171	18,420	11,254	12,190	5,713
Kenya Colony . . . . .	97	118	88	48	28	50,860	56,465	43,616	23,011	9,918
Tanganyika Territory . . . . .	4	4	6	3	2	2,640	2,310	4,136	1,855	1,650
Mauritius and Dependencies . . . . .	67	34	59	108	49	28,847	15,138	26,942	23,782	17,676
Canada— Via Atlantic Coast . . . . .	56	21	67	30	74	22,800	7,110	85,950	8,175	22,600
„ Pacific „ . . . . .	15	..	..	1	..	2,100	..	..	540	..
Western Australia South Australia (including Northern Territory) . . . . .	7	..	..	..	1	4,392	240	..	75	300
„ „ . . . . .	48	5	..	..	2	32,237	2,405	..	75	559

GENERAL EXPORTS

( 638 )

INDIAN MERCHANDISE

No. 14—continued

ARTICLES, AND COUNTRIES OF FINAL DESTINATION; ALSO SHARE OF EACH PROVINCE	QUANTITY					VALUE				
	1927-28	1928-29	1929-30	1930-31	1931-32	1927-28	1928-29	1929-30	1930-31	1931-32
	Tons	Tons	Tons	Tons	Tons	₹	₹	₹	₹	₹
<b>Coir—continued</b>										
Manufactured (excluding Ropes) (III. F)—continued										
Victoria	81	24	32	11	15	42,115	10,134	16,900	4,128	3,758
Tasmania	7	..	..	..	8	2,780	..	..	..	3,200
New South Wales	72	54	90	..	26	34,214	27,280	28,620	300	10,920
Queensland	26	10	4	..	1	12,675	4,200	7,200	..	875
Australian Commonwealth (Total)	241	98	56	11	53	1,29,013	44,229	52,720	4,578	19,112
New Zealand (including Nauru and British Samoa)	56	15	32	..	14	25,346	7,297	1,690	192	7,975
Fiji Islands	1	..	4	..	1	659	20	1,641	..	600
Other British Possessions	2	3	2	..	..	980	865	597	247	215
<b>TOTAL BRITISH EMPIRE</b>	<b>6,763</b>	<b>6,307</b>	<b>6,064</b>	<b>5,706</b>	<b>6,558</b>	<b>22,92,200</b>	<b>23,26,071</b>	<b>22,63,088</b>	<b>21,39,924</b>	<b>22,21,780</b>
<b>Russia</b>										
Northern Russia	..	..	..	..	4	..	..	..	..	1,125
Sweden	632	542	615	616	51	18,522	13,740	1,680	5,556	12,635
Norway	152	118	147	89	114	47,862	33,774	47,295	24,690	27,660
Finland	..	..	..	..	4	..	..	..	..	1,000
Denmark	68	21	46	43	49	23,208	6,576	17,537	10,740	11,607
Germany	7,996	8,376	7,913	4,780	4,624	27,43,709	25,42,059	23,81,617	15,63,605	11,59,262
Netherlands	5,903	5,525	5,622	4,547	4,317	20,90,759	18,38,601	19,09,467	16,53,384	12,61,426
Belgium	5,497	4,845	5,072	4,208	4,249	17,49,501	15,18,566	15,63,037	12,72,866	11,23,918
France	3,205	3,634	3,258	3,151	3,609	10,68,649	11,34,055	10,15,825	9,57,658	9,16,442
Spain	120	64	85	181	114	34,143	16,730	27,090	59,775	35,220
Portugal	102	106	..	106	165	37,440	37,737	..	32,685	40,548
Italy	1,704	1,578	1,847	1,723	1,517	5,69,512	5,02,968	5,84,035	5,00,396	4,11,963
Austria	6	..	..	..	..	1,440	..	..	..	..
Romania	..	2	..	..	7	..	675	..	..	1,800
Greece	16	5	2	18	30	6,420	2,680	2,250	4,310	7,494
Turkey, European	..	3	..	4	26	..	1,660	..	1,500	9,870
Turkey, Asiatic	..	..	2	4	1	..	..	675	1,500	176
Mascat Territory and Trucial Oman	224	79	62	32	32	69,161	24,902	18,493	6,014	9,607
Other Native States in Arabia	166	69	65	87	81	56,491	20,374	18,321	24,329	15,973
Iraq	250	172	134	232	168	83,689	60,693	41,130	63,495	32,710
Perak	53	23	65	36	15	10,351	11,730	21,414	7,115	1,905
Sumatra	1	1	1	..	..	800	1,800	500	..	180
Java	1	1	63	..	1	1,325	1,200	1,390	..	450
Siam	9	13	34	7	6	4,302	5,531	16,685	3,045	2,902
Philippine Islands and Guam	1	3	..	..	..	538	755	..	..	..
China (exclusive of Hong-kong and Macao)	40	17	15	17	20	13,894	5,671	4,382	5,133	4,551
Japan	431	521	350	241	331	1,35,824	1,54,429	1,05,853	62,194	79,614
Egypt	14	2	..	52	..	5,680	1,025	..	21,102	320
Portuguese East Africa	1	6	3	3	1	730	1,355	1,055	1,337	1,046
Italian East Africa (Somaland and Eritrea)	4	13	2	1	5	1,305	3,127	1,000	440	1,190
French Somaliland	1	1	..	..	..	300	1,255	..	..	30
United States of America—Vid Atlantic Coast	579	416	640	570	298	2,15,448	2,37,337	3,43,299	3,11,545	1,38,738
" Pacific	..	21	..	3	..	87	11,116	..	1,120	..
Brazil	12	8	..	..	..	4,770	2,584	..	430	..
Argentine Republic (including the Atlantic Coast of Patagonia)	3	..	..	..	..	1,200	..	..	..	..
Peru	1	..	..	..	..	1,043	..	..	..	..
Other Foreign Countries	1	3	..	..	3	538	755	20	..	720
<b>TOTAL FOREIGN COUNTRIES</b>	<b>26,596</b>	<b>25,690</b>	<b>25,433</b>	<b>20,156</b>	<b>19,332</b>	<b>90,08,953</b>	<b>81,94,809</b>	<b>81,25,305</b>	<b>60,56,463</b>	<b>53,12,034</b>
<b>Share of Bengal</b>	<b>97</b>	<b>68</b>	<b>133</b>	<b>113</b>	<b>66</b>	<b>46,318</b>	<b>34,533</b>	<b>62,069</b>	<b>23,623</b>	<b>23,300</b>
" Bombay	187	143	124	101	56	96,260	83,618	69,513	43,450	26,103
" Sind	5	2	4	3	..	1,567	763	1,068	546	273
" Madras	33,069	31,767	31,276	25,323	26,251	1,11,56,924	1,03,07,337	1,02,54,195	87,12,723	74,76,535
" Burma	1	13	5	13	17	84	4,668	1,313	6,015	5,533
<b>TOTAL</b>	<b>33,359</b>	<b>31,997</b>	<b>31,497</b>	<b>25,362</b>	<b>26,390</b>	<b>1,13,01,153</b>	<b>1,05,20,871</b>	<b>1,03,88,453</b>	<b>87,96,387</b>	<b>75,33,814</b>
<b>Coir</b>	<b>Tons</b>	<b>Tons</b>	<b>Tons</b>	<b>Tons</b>	<b>Tons</b>					
Corai (II. B)—United Kingdom	33,537	32,340	31,725	26,052	26,486	1,13,74,801	1,06,26,630	1,04,68,430	83,56,301	75,58,357
Italy	..	..	112	..	..	700	..	..	..	..
Share of Bengal, Sind	323	..	112	..	..	700	..	500	..	..
<b>TOTAL</b>	<b>323</b>	<b>..</b>	<b>112</b>	<b>..</b>	<b>..</b>	<b>700</b>	<b>..</b>	<b>500</b>	<b>..</b>	<b>..</b>



No. 14—continued

ARTICLES, AND COUNTRIES OF FINAL DESTINATION; ALSO SHARE OF EACH PROVINCE	QUANTITY					VALUE				
	1927-28	1928-29	1929-30	1930-31	1931-32	1927-28	1928-29	1929-30	1930-31	1931-32
	Cwts.	Cwts.	Cwts.	Cwts.	Cwts.	R	R	R	R	R
<b>Cordage and rope of vegetable fibre (excluding jute and cotton) (III, V)—</b>										
United Kingdom . . . . .	1,252	942	2,237	1,785	1,702	22,232	19,537	30,848	28,533	24,440
Aden and Dependencies . . . . .	1,048	1,086	1,212	1,121	784	45,122	37,680	38,880	30,934	21,334
Bahrain Islands . . . . .	4,786	1,821	878	1,150	351	82,306	29,574	11,714	14,920	5,540
Ceylon . . . . .	1,142	1,358	900	684	034	42,791	45,030	31,267	23,101	25,965
Strait Settlements (including Labuan) . . . . .	40,451	37,056	32,837	26,235	23,109	11,43,176	9,48,083	8,71,723	6,48,927	4,09,704
Federated Malay States . . . . .	192	..	8	231	2	2,382	..	375	3,780	32
British Borneo . . . . .	147	216	40	153	1,033	3,513	5,227	920	3,318	2,952
Hongkong . . . . .	1,208	965	807	498	581	26,220	23,391	19,010	10,938	11,924
Cape of Good Hope . . . . .	..	48	36	13	6	..	1,300	861	288	100
Natal . . . . .	..	..	19	..	..	..	..	1,099	..	..
Zanzibar and Pemba . . . . .	96	120	40	33	55	2,170	3,760	1,280	1,065	1,620
Kenya Colony . . . . .	256	197	154	166	145	4,428	5,271	3,755	4,760	3,568
Tanzania Territory . . . . .	67	..	28	42	14	1,672	..	704	808	350
Mauritius and Dependencies . . . . .	609	383	442	509	279	21,921	15,426	15,353	16,914	7,807
Western Australia . . . . .	109	183	316	10	..	3,047	4,929	7,965	270	..
South Australia (including Northern Territory) . . . . .	22	12	14	..	..	499	360	350	..	..
New South Wales . . . . .	65	40	15	..	..	1,575	1,165	491	..	..
Australian Commonwealth (Total) . . . . .	196	235	345	10	..	5,221	6,454	8,306	270	..
New Zealand (including Nauru and Br. Samoa) . . . . .	4	212	348	235	83	106	6,644	8,895	5,407	2,400
Fiji Islands . . . . .	..	1	..	..	80	..	65	..	..	1,880
Other British Possessions . . . . .	8	14	34	87	124	120	233	964	1,663	1,249
<b>TOTAL BRITISH EMPIRE . . . . .</b>	<b>51,462</b>	<b>44,654</b>	<b>40,365</b>	<b>32,992</b>	<b>29,342</b>	<b>14,03,380</b>	<b>11,47,505</b>	<b>10,46,454</b>	<b>7,95,719</b>	<b>6,10,931</b>
Germany . . . . .	75	..	249	..	11	750	..	3,988	..	200
Netherlands . . . . .	..	..	124	..	..	..	..	1,770	..	..
Belgium . . . . .	258	3	182	83	..	3,425	100	2,960	1,658	..
France . . . . .	251	198	200	..	..	4,055	3,120	3,200	..	..
Maskat Territory and Trucial Oman . . . . .	4,204	3,170	2,800	813	1,501	62,555	51,667	40,839	11,051	23,674
Other Native States in Arabia . . . . .	2,608	1,240	1,111	1,881	3,916	48,741	18,354	19,558	28,239	36,508
Iraq . . . . .	987	2,025	1,790	2,661	2,213	17,714	32,590	24,852	26,776	18,612
Persia . . . . .	344	507	891	371	310	4,938	7,630	13,453	4,409	3,411
Java . . . . .	779	1,955	1,124	653	547	27,012	63,930	33,204	21,594	14,102
Borneo (Dutch) . . . . .	50	..	..	60	20	1,300	..	..	1,500	1,500
Celebes and other Islands . . . . .	130	315	1,020	1,270	234	4,050	14,270	24,570	30,585	6,536
Siam . . . . .	4,382	5,471	4,420	2,875	4,408	1,33,101	1,41,279	1,12,304	72,511	96,077
Indo-China (including Cochin-China, Cambodia, Annam, Tonkin, and French leased territories in China) . . . . .	3,174	2,745	1,148	1,832	1,316	99,992	76,616	31,230	43,073	31,762
China (exclusive of Hongkong and Macao) . . . . .	385	1,446	722	49	279	18,254	24,345	17,712	1,182	5,400
Japan . . . . .	19	155	315	7	..	706	3,332	8,025	350	..
Portuguese East Africa . . . . .	555	554	777	73	53	18,210	11,363	18,913	2,753	1,027
Italian East Africa (Somaland and Eritrea) . . . . .	75	335	243	140	244	1,125	5,713	5,326	2,430	3,233
Dutch Guiana . . . . .	..	..	42	..	..	..	..	1,330	..	..
Other Foreign Countries . . . . .	65	..	..	..	51	1,614	..	..	..	542
<b>TOTAL FOREIGN COUNTRIES . . . . .</b>	<b>18,680</b>	<b>20,419</b>	<b>16,958</b>	<b>12,763</b>	<b>15,213</b>	<b>4,47,632</b>	<b>4,54,373</b>	<b>3,63,760</b>	<b>2,48,917</b>	<b>2,42,584</b>
<b>Share of Bengal . . . . .</b>	<b>32,280</b>	<b>35,317</b>	<b>31,426</b>	<b>22,475</b>	<b>13,679</b>	<b>10,82,734</b>	<b>10,09,683</b>	<b>9,16,668</b>	<b>6,17,039</b>	<b>4,51,732</b>
.. Bombay . . . . .	1,282	1,760	2,967	1,341	1,175	24,757	33,333	47,401	29,449	21,697
.. Sind . . . . .	437	162	108	68	84	6,248	1,375	1,342	745	969
.. Madras . . . . .	15,811	10,732	10,619	9,369	11,417	2,58,991	1,78,672	1,51,052	1,35,415	1,29,043
.. Burma . . . . .	20,288	17,192	13,503	12,007	13,200	4,78,782	3,77,760	2,91,760	2,61,888	2,50,074
<b>TOTAL . . . . .</b>	<b>70,008</b>	<b>65,073</b>	<b>57,323</b>	<b>45,760</b>	<b>44,555</b>	<b>18,51,512</b>	<b>16,01,878</b>	<b>14,10,223</b>	<b>10,44,536</b>	<b>8,53,515</b>

GENERAL EXPORTS

( 640 )

INDIAN MERCHANDISE

No. 14—continued

ARTICLES, AND COUNTRIES OF FINAL DESTINATION; ALSO SHARE OF EACH PROVINCE	QUANTITY					VALUE				
	1927-28	1928-29	1929-30	1930-31	1931-32	1927-28	1928-29	1929-30	1930-31	1931-32
<b>Drugs and Medicines (excluding Chemicals and Narcotics)—</b>										
<i>Asafetida (III. O)—</i>										
Straits Settlements (including Labuan) . . . . .	Cwts. 1	Cwts. 6	Cwts. 10	Cwts. 22	Cwts. 8	R 143	R 1,209	R 869	R 1,655	R 1,182
Other British Possessions . . . . .	3	9	16	11	89	592	1,638	1,795	1,620	1,607
<b>TOTAL BRITISH EMPIRE</b>	4	15	26	33	97	735	2,847	2,664	3,275	2,849
<b>TOTAL FOREIGN COUNTRIES</b>	..	..	5	17	..	..	119	334	250	..
Share of Bengal . . . . .	3	3	11	3	80	332	1,061	677	537	685
" Bombay . . . . .	..	1	8	24	..	..	100	220	1,090	..
" Madras . . . . .	1	11	12	13	17	353	1,305	2,101	1,898	2,164
<b>TOTAL</b>	4	15	31	40	97	735	2,966	2,998	3,525	2,849
<b>Camphor (III. O)—</b>										
Mauritius and Dependencies . . . . .	Lbs. ..	Lbs. 2,568	Lbs. ..	Lbs. ..	Lbs. ..	..	4,800	..	..	..
Other British Possessions . . . . .	..	280	..	30	..	..	375	..	18	..
<b>TOTAL BRITISH EMPIRE</b>	..	2,848	..	30	..	..	5,175	..	18	..
<b>TOTAL FOREIGN COUNTRIES</b>	100	..	..	..	..	175	..	..	..	..
Share of Bengal . . . . .	..	2,848	..	..	..	..	5,175	..	..	..
" Madras . . . . .	100	..	..	30	..	175	..	..	18	..
<b>TOTAL</b>	100	2,848	..	30	..	175	5,175	..	18	..
<b>Quinine bark (III. O)—</b>										
United Kingdom . . . . .	Lbs. 173,529	Lbs. 138,104	Lbs. 74,533	Lbs. 88,781	Lbs. 84,558	90,002	90,374	37,778	34,131	31,707
Ceylon . . . . .	..	..	..	654	4,480	..	..	..	168	2,000
<b>TOTAL BRITISH EMPIRE</b>	173,529	138,104	74,533	89,435	89,038	90,002	90,374	37,778	34,344	33,707
Share of Madras . . . . .	173,529	138,104	74,533	89,435	89,038	90,002	90,374	37,778	34,344	33,707
<b>Galangal (III. O)—</b>										
<b>TOTAL BRITISH EMPIRE</b>	Cwts. 20	Cwts. 49	Cwts. 32	Cwts. 39	Cwts. 43	721	995	615	740	1,802
Netherlands . . . . .	..	..	200	..	..	..	..	1,500	..	..
Native States in Arabia other than Maskat Territory and Trucial Oman . . . . .	23	17	30	26	23	775	330	1,108	639	603
Iraq . . . . .	256	41	31	44	149	5,873	790	1,250	785	2,460
Persia . . . . .	319	326	139	204	885	6,385	6,681	3,224	4,275	16,446
Other Foreign Countries . . . . .	15	66	23	28	2	362	885	388	730	30
<b>TOTAL FOREIGN COUNTRIES</b>	613	460	423	302	1,059	13,375	9,186	7,470	6,479	19,539
Share of Bengal . . . . .	..	..	200	..	..	..	..	1,500	..	..
" Bombay . . . . .	633	500	255	341	1,102	14,096	10,031	6,585	7,319	20,341
" Madras . . . . .	..	9	..	..	..	..	150	..	..	..
<b>TOTAL</b>	633	509	455	341	1,102	14,096	10,181	8,085	7,319	20,341

No. 14—continued

ARTICLES, AND COUNTRIES OF FINAL DESTINATION; ALSO SHARE OF EACH PROVINCE	QUANTITY					VALUE				
	1927-28	1928-29	1929-30	1930-31	1931-32	1927-28	1928-29	1929-30	1930-31	1931-32
						R	R	R	R	R
<b>RUBRS and Medicines (excluding Chemicals and Narcotics)—continued</b>										
<b>Nux Vomica (Strychnia) (III. O)—</b>	Cwts.	Cwts.	Cwts.	Cwts.	Cwts.					
United Kingdom . . . . .	17,122	5,216	2,970	4,459	4,751	1,21,121	45,611	25,938	29,533	29,391
Hongkong . . . . .	..	675	225	230	630	..	5,400	1,650	2,280	3,600
Natal . . . . .	255	..	..	..	..	2,040	..	..	..	..
Fiji Islands . . . . .	..	..	..	..	326	..	..	..	..	2,055
Other British Possessions . . . . .	25	8	22	5	9	675	235	700	300	250
<b>TOTAL BRITISH EMPIRE</b>	<b>17,402</b>	<b>5,899</b>	<b>3,217</b>	<b>4,694</b>	<b>5,716</b>	<b>1,23,836</b>	<b>51,296</b>	<b>28,238</b>	<b>32,113</b>	<b>35,326</b>
Germany . . . . .	790	3,030	170	483	1,152	3,965	24,931	1,245	3,012	6,772
Netherlands . . . . .	12,993	5,349	16,188	9,388	4,600	71,966	32,748	1,19,071	63,488	20,700
Belgium . . . . .	500	1,400	1,662	..	501	3,000	7,355	13,910	..	2,394
France . . . . .	1,546	467	1,223	74	879	10,968	2,526	9,243	370	5,151
Japan . . . . .	..	150	200	..	..	..	1,300	1,500	..	..
United States of America— Via Atlantic Coast . . . . .	16,444	26,919	27,728	14,027	7,839	1,07,311	1,83,099	2,09,112	89,613	42,426
" Pacific . . . . .	1,000	..	..	..	..	6,000	..	..	..	..
Other Foreign Countries . . . . .	27	7	46	83	102	817	55	370	557	594
<b>TOTAL FOREIGN COUNTRIES</b>	<b>83,300</b>	<b>87,813</b>	<b>47,217</b>	<b>24,050</b>	<b>15,073</b>	<b>2,04,022</b>	<b>2,51,912</b>	<b>3,54,451</b>	<b>1,62,045</b>	<b>78,027</b>
Share of Bengal . . . . .	20,073	11,501	14,047	6,596	6,411	1,15,144	73,999	1,00,062	42,134	30,215
" Bombay . . . . .	1,437	313	1,719	344	54	17,786	4,602	20,301	4,173	473
" Madras . . . . .	22,537	31,393	34,668	21,804	14,324	1,94,943	2,19,607	2,62,376	1,47,846	82,675
<b>TOTAL</b>	<b>50,702</b>	<b>43,212</b>	<b>50,434</b>	<b>28,744</b>	<b>20,789</b>	<b>3,27,558</b>	<b>3,03,208</b>	<b>3,32,739</b>	<b>1,94,158</b>	<b>1,18,863</b>
<b>Quinine salts (III. O)</b>	Lbs.	Lbs.	Lbs.	Lbs.	Lbs.	..	..	..	..	..
<b>Senna (III. O)—</b>	Cwts.	Cwts.	Cwts.	Cwts.	Cwts.					
United Kingdom . . . . .	8,444	5,478	7,162	5,539	4,452	1,58,722	1,07,986	1,55,403	1,21,227	92,065
Bahrain Islands . . . . .	359	227	331	149	340	7,562	4,840	5,743	3,075	5,731
Ceylon . . . . .	78	77	209	74	22	590	331	2,991	370	237
Straits Settlements (including Labuan) . . . . .	234	537	450	498	533	4,367	7,692	5,685	7,357	8,445
Hongkong . . . . .	350	794	1,311	832	494	3,500	7,945	14,000	8,605	5,315
Kenya Colony . . . . .	3	13	20	15	26	75	625	1,290	485	925
South Australia (including Northern Territory) . . . . .	18	18	..	..	..	450	450	..	..	..
Victoria . . . . .	18	18	18	33	168	450	450	380	1,327	3,195
New South Wales Australian Commonwealth (Total) . . . . .	..	62	..	21	71	..	1,000	..	315	669
Other British Possessions . . . . .	52	43	29	38	63	1,722	1,166	864	1,135	1,302
<b>TOTAL BRITISH EMPIRE</b>	<b>9,586</b>	<b>7,272</b>	<b>9,530</b>	<b>7,249</b>	<b>6,219</b>	<b>1,72,438</b>	<b>1,32,985</b>	<b>1,66,836</b>	<b>1,44,806</b>	<b>1,18,894</b>
Sweden . . . . .	..	72	..	..	..	..	1,584	..	..	..
Germany . . . . .	18,749	14,119	11,443	11,705	10,772	2,25,310	2,42,353	1,38,232	2,08,872	2,05,430
Belgium . . . . .	2,933	1,267	1,235	1,228	1,293	60,335	23,460	25,919	21,031	19,302
France . . . . .	4,781	6,527	6,054	7,466	5,146	77,068	1,04,938	75,455	96,340	75,135
Spain . . . . .	235	105	..	230	140	3,525	1,750	..	3,220	1,610
Italy . . . . .	1,249	1,779	1,253	1,442	1,673	21,044	31,400	21,763	21,951	26,938
Syria . . . . .	..	..	7	6	43	..	..	120	90	1,255
Masrat Territory and Tru- cial Oman . . . . .	162	73	39	73	56	4,352	1,502	1,290	1,715	1,775
Iraq . . . . .	14	37	23	61	25	336	590	330	1,100	464
Parala . . . . .	60	43	65	137	150	1,240	1,505	1,461	3,613	2,001
Java . . . . .	39	3	65	45	6	454	27	1,400	1,475	105
Slam . . . . .	38	231	70	31	13	1,935	5,505	1,370	1,470	230
Indo-China (including Cochin-China, Cambodia, Annam, Tonkin and French leased territories in China) . . . . .	..	175	..	..	..	..	1,750	..	..	..
China (exclusive of Hong- kong and Kweichow) . . . . .	1,099	350	..	634	1,025	11,466	3,300	..	5,980	15,354
Japan . . . . .	647	730	377	957	1,135	10,972	14,266	21,050	13,310	14,790
Egypt . . . . .	356	724	474	566	407	4,290	12,995	3,735	9,625	6,920

GENERAL EXPORTS

( 642 )

INDIAN MERCHANDISE

No. 14—continued

ARTICLES, AND COUNTRIES OF FINAL DESTINATION; ALSO SHARE OF EACH PROVINCE	QUANTITY					VALUE				
	1927-28	1928-29	1929-30	1930-31	1931-32	1927-28	1928-29	1929-30	1930-31	1931-32
	Cwts.	Cwts.	Cwts.	Cwts.	Cwts.	R	R	R	R	R
<b>Drugs and Medicines</b> (excluding Chemicals and Narcotics)—continued										
<i>Senna (III. C)</i> —continued										
United States of America— Via Atlantic Coast	17,519	13,056	22,364	7,735	11,037	3,48,876	2,70,610	4,06,923	1,31,406	2,31,627
Argentine Republic (including the Atlantic Coast of Patagonia)	192	317	650	265	40	8,850	8,120	12,067	4,390	782
Other Foreign Countries	55	60	18	15	42	1,207	1,625	445	405	647
<b>TOTAL FOREIGN COUNTRIES</b>	<b>48,228</b>	<b>39,723</b>	<b>44,636</b>	<b>32,726</b>	<b>34,500</b>	<b>7,76,374</b>	<b>7,27,779</b>	<b>8,26,650</b>	<b>5,21,488</b>	<b>6,65,176</b>
<i>Share of Bengal</i>	18	10	4	..	120	664	157	74	..	1,716
" <i>Bombay</i>	1,321	1,866	1,388	1,792	1,540	25,517	32,477	26,710	33,138	28,431
" <i>Sind.</i>	..	16	..	..	..	..	155	..	..	..
" <i>Madras</i>	51,475	45,104	52,774	38,133	39,128	9,22,631	8,21,975	9,86,202	6,33,240	6,93,993
<b>TOTAL</b>	<b>62,814</b>	<b>46,995</b>	<b>14,166</b>	<b>39,975</b>	<b>40,788</b>	<b>9,48,812</b>	<b>8,60,764</b>	<b>10,12,986</b>	<b>6,60,364</b>	<b>7,21,039</b>
<b>Other sorts of Drugs and Medicines (III. C)</b>										
United Kingdom	—	—	—	—	—	2,37,658	2,74,717	2,34,382	3,02,045	77,097
Aden and Dependences	—	—	—	—	—	23,223	18,557	22,999	9,771	8,630
Bahrain Islands	—	—	—	—	—	9,236	8,410	9,626	4,450	9,010
Maldives	—	—	—	—	—	1,364	120	560	50	150
Ceylon	—	—	—	—	—	1,10,871	1,00,396	1,12,160	88,885	87,089
Straits Settlements (including Labuan)	—	—	—	—	—	1,00,166	1,03,138	67,821	56,948	78,622
Federated Malay States	—	—	—	—	—	22,559	14,126	9,298	11,543	4,663
British Borneo	—	—	—	—	—	1,500	—	160	..	..
Hongkong	—	—	—	—	—	11,67,628	18,11,916	23,55,135	80,179	7,43,779
Cape of Good Hope	—	—	—	—	—	855	620	1,150	840	1,450
Natal	—	—	—	—	—	10,491	14,549	17,708	18,371	18,575
Zanzibar and Pemba	—	—	—	—	—	16,135	12,441	17,075	16,035	12,893
Kenya Colony	—	—	—	—	—	42,015	49,465	52,431	80,505	31,175
Tanganyika Territory	—	—	—	—	—	15,400	10,921	9,310	8,340	8,937
Anglo-Egyptian Sudan	—	—	—	—	—	1,525	920	275	655	130
Mauritius and Dependences	—	—	—	—	—	4,246	3,831	4,465	4,809	3,814
Canada— Via Atlantic Coast	—	—	—	—	—	7,855	3,920	3,740	5,450	19,750
" Pacific "	—	—	—	—	—	1,900	85	..	..	..
British West India Islands	—	—	—	—	—	678	376	600	203	1,010
Fiji Islands	—	—	—	—	—	1,597	1,913	4,429	2,024	1,910
Other British Possessions	—	—	—	—	—	1,010	330	1,203	1,713	3,015
<b>TOTAL BRITISH EMPIRE</b>	<b>—</b>	<b>—</b>	<b>—</b>	<b>—</b>	<b>—</b>	<b>17,78,422</b>	<b>24,30,841</b>	<b>29,24,577</b>	<b>7,02,816</b>	<b>11,03,229</b>
Denmark	—	—	—	—	—	..	3,000	..	..	..
Germany	—	—	—	—	—	80,777	69,355	27,409	26,177	35,750
Netherlands	—	—	—	—	—	..	3,680	18,258	100	376
France	—	—	—	—	—	55,493	97,060	84,631	84,005	38,089
Spain	—	—	—	—	—	..	..	5,728	..	..
Italy	—	—	—	—	—	635	2,942	692	95	430
Turkey, European	—	—	—	—	—	1,400	5,905	2,000	2,650	..
Turkey, Asiatic	—	—	—	—	—	..	..	..	5,175	..
Syria	—	—	—	—	—	3,205	5,265	4,067	2,795	4,780
Smyrna	—	—	—	—	—	5,151	..	..	900	..
Alaska Territory and Trust Oman	—	—	—	—	—	5,007	3,422	2,600	1,894	1,443
Other Native States in Arabia	—	—	—	—	—	9,945	8,711	20,587	12,919	9,812
Iraq	—	—	—	—	—	22,950	90,324	29,559	21,701	69,016
Persia	—	—	—	—	—	12,953	19,080	18,519	13,857	27,101
Java	—	—	—	—	—	4,110	8,241	4,167	2,968	2,027
Siam	—	—	—	—	—	9,815	4,702	3,245	2,599	3,815
China (excluding of Hongkong and Macao)	—	—	—	—	—	11,254	6,075	1,262	225	24,495
Korea	—	—	—	—	—	1,250	..	..	..	..
Japan	—	—	—	—	—	305	9,956	8,702	710	1,717
Algeria	—	—	—	—	—	..	..	..	2,730	..
Egypt	—	—	—	—	—	28,134	21,874	10,245	24,167	12,075
Portuguese East Africa	—	—	—	—	—	16,185	10,590	12,659	14,365	10,044
Italian East Africa (Somali- land and Eritrea)	—	—	—	—	—	70	1,961	21,837	505	2,081

No. 14—continued

ARTICLES, AND COUNTRIES OF FINAL DESTINATION : ALSO SHARE OF EACH PROVINCE	QUANTITY					VALUE				
	1927-28	1928-29	1929-30	1930-31	1931-32	1927-28	1928-29	1929-30	1930-31	1931-32
<b>Drugs and Medicines (excluding Chemicals and Narcotics)—continued Other sorts of Drugs and Medicines (I.L.O)—contd. United States of America— Via Atlantic Coast.</b>	—	—	—	—	—	R 71,237	R 79,025	R 1,08,494	R 2,03,032	R 63,050
" Pacific "	—	—	—	—	—	..	..	..	229	..
Brazil	—	—	—	—	—	1,725	..	..	..	..
Other Foreign Countries	—	—	—	—	—	1,601	2,908	851	70	146
<b>TOTAL FOREIGN COUNTRIES</b>	—	—	—	—	—	2,93,207	4,56,979	4,75,528	4,84,018	3,12,855
<b>Share of Bengal</b>	—	—	—	—	—	12,47,499	18,60,760	21,54,139	1,82,554	3,27,320
" Bombay	—	—	—	—	—	3,35,463	4,97,375	7,30,554	2,53,320	3,28,948
" Sind	—	—	—	—	—	3,00,631	3,98,576	3,95,960	6,41,800	1,85,548
" Madras	—	—	—	—	—	1,73,676	1,13,630	1,12,087	99,876	70,381
" Burma	—	—	—	—	—	14,421	17,479	7,355	4,284	3,890
<b>TOTAL</b>	—	—	—	—	—	20,71,680	28,87,820	34,00,105	11,66,834	14,16,084
<b>Total value of Drugs and Medicines (excluding Chemicals and Nar- cotics)—</b>	—	—	—	—	—	—	—	—	—	—
United Kingdom	—	—	—	—	—	6,02,503	5,19,188	4,53,501	5,46,086	2,31,700
Aden and Dependencies	—	—	—	—	—	23,373	18,557	23,110	9,771	8,838
Bahrein Islands	—	—	—	—	—	16,974	13,935	15,862	7,980	15,210
Maldives	—	—	—	—	—	1,864	120	560	50	150
Ceylon	—	—	—	—	—	1,11,717	1,01,598	1,15,764	90,602	91,161
Straits Settlements (includ- ing Labuan)	—	—	—	—	—	1,04,676	1,12,499	74,375	68,460	83,279
Federated Malay States	—	—	—	—	—	22,690	14,316	9,613	12,260	4,982
British Borneo	—	—	—	—	—	1,500	..	160	..	..
Hongkong	—	—	—	—	—	11,71,123	13,25,411	23,70,725	91,064	7,52,694
Cape of Good Hope	—	—	—	—	—	855	740	1,150	840	1,450
Natal	—	—	—	—	—	12,661	15,009	17,753	18,456	14,025
Zanzibar and Pemba	—	—	—	—	—	16,885	12,807	17,575	16,580	13,278
Kenya Colony	—	—	—	—	—	42,090	50,090	53,721	30,990	82,100
Tanganyika Territory	—	—	—	—	—	15,530	11,211	9,540	8,655	9,097
Anglo-Egyptian Sudan	—	—	—	—	—	2,045	920	375	655	180
Mauritius and Dependencies	—	—	—	—	—	4,663	8,751	4,539	5,024	3,934
Canada— Via Atlantic Coast	—	—	—	—	—	7,865	3,980	3,740	5,450	10,750
" Pacific "	—	—	—	—	—	1,900	85	..	..	..
British West India Islands	—	—	—	—	—	1,253	431	762	250	1,140
South Australia (including Northern Territory)	—	—	—	—	—	450	450	..	45	20
Victoria	—	—	—	—	—	450	450	860	1,327	3,105
New South Wales	—	—	—	—	—	850	1,250	810	1,215	1,606
Australian Commonwealth (Total)	—	—	—	—	—	1,750	2,150	1,170	2,537	4,821
Fiji Islands	—	—	—	—	—	1,597	2,717	4,384	2,614	4,550
Other British Possessions	—	—	—	—	—	635	520	1,073	1,128	2,378
<b>TOTAL BRITISH EMPIRE</b>	—	—	—	—	—	21,66,154	27,15,013	31,80,258	9,18,202	12,94,777
Sweden	—	—	—	—	—	..	2,384	..	..	..
Denmark	—	—	—	—	—	..	3,000	..	..	..
Germany	—	—	—	—	—	2,60,227	3,36,644	2,16,936	2,33,061	2,47,952
Netherlands	—	—	—	—	—	72,378	86,376	1,38,829	63,588	21,075
Belgium	—	—	—	—	—	63,436	31,315	39,829	21,031	21,196
France	—	—	—	—	—	1,43,524	2,04,524	1,69,829	1,81,215	1,18,875
Spain	—	—	—	—	—	3,525	1,750	5,728	3,220	1,610
Italy	—	—	—	—	—	22,309	34,342	22,700	22,603	27,962
Turkey, European	—	—	—	—	—	1,400	7,730	2,000	2,650	..
Turkey, Asiatic	—	—	—	—	—	..	..	..	5,275	..
Syria	—	—	—	—	—	3,377	5,570	4,227	3,075	6,035
Smyrna	—	—	—	—	—	5,151	..	..	900	..
Muscat Territory and Trucial Oman	—	—	—	—	—	9,359	4,949	3,906	3,609	3,218
Other Native States in Arabia	—	—	—	—	—	11,420	9,991	21,055	13,008	10,445
Iraq	—	—	—	—	—	29,306	91,704	31,139	23,676	71,940
Persia	—	—	—	—	—	20,533	27,216	23,204	21,745	46,443
Java	—	—	—	—	—	4,564	3,271	5,567	4,443	2,732
Siam	—	—	—	—	—	11,750	10,508	4,615	4,669	4,095

GENERAL EXPORTS

( 644 )

INDIAN MERCHANDISE

No. 14—continued

ARTICLES, AND COUNTRIES OF FINAL DESTINATION; ALSO SHARE OF EACH PROVINCE	QUANTITY					VALUE				
	1927-28	1928-29	1929-30	1930-31	1931-32	1927-28	1928-29	1929-30	1930-31	1931-32
<b>Drugs and Medicines (excluding Chemicals and Narcotics)—continued</b>						R	R	R	R	R
<i>Total value of Drugs and Medicines (excluding Chemicals and Narcotics)—continued</i>										
Indo-China (including Cochin China, Cambodia, Anna m, Tonkin and French leased territories in China)	—	—	—	—	—	..	1,750	464	..	..
China (exclusive of Hongkong and Macao)	—	—	—	—	—	22,734	9,575	1,282	6,265	39,940
Korea	—	—	—	—	—	1,250	..	..	..	..
Japan	—	—	—	—	—	11,277	25,422	31,252	14,020	16,507
Egypt	—	—	—	—	—	32,424	37,869	19,155	34,132	18,995
Algeria	—	—	—	—	—	..	..	..	2,730	..
Portuguese East Africa	—	—	—	—	—	16,235	10,020	12,694	14,415	16,084
Italian East Africa (Somaliland and Eritrea)	—	—	—	—	—	70	2,080	21,837	1,020	2,111
United States of America—Vid Atlantic Coast	—	—	—	—	—	5,27,424	5,32,734	8,74,529	4,84,055	3,37,472
“ Pacific “	—	—	—	—	—	6,000	..	..	229	..
Brazil	—	—	—	—	—	1,725	..	..	..	577
Argentine Republic (including the Atlantic Coast of Patagonia)	—	—	—	—	—	3,850	3,120	12,057	4,386	782
Other Foreign Countries	—	—	—	—	—	1,776	1,825	1,069	320	146
<b>TOTAL FOREIGN COUNTRIES</b>	—	—	—	—	—	12,87,218	14,45,975	16,64,433	11,74,280	10,15,606
<i>Share of Bengal</i>	—	—	—	—	—	13,63,689	19,46,162	22,56,453	2,26,225	3,59,735
“ Bombay	—	—	—	—	—	3,92,341	5,50,585	7,34,400	3,03,945	3,78,293
“ Sind	—	—	—	—	—	3,00,631	3,98,731	3,95,960	6,41,800	1,85,545
“ Madras	—	—	—	—	—	13,81,785	19,48,041	14,00,514	9,17,228	8,32,920
“ Burma	—	—	—	—	—	14,421	17,479	7,335	4,284	3,890
<b>TOTAL</b>	—	—	—	—	—	34,53,367	41,60,988	48,44,601	20,92,482	23,10,383
<b>Dyeing and Tanning Substances—</b>										
<i>Barks for tanning (III. E)—</i>	Cwts.	Cwts.	Cwts.	Cwts.	Cwts.					
Ceylon	4,693	1,568	3,054	1,852	4,335	20,112	9,013	14,830	7,839	17,465
Tanganyika Territory	..	..	258	..	..	..	..	1,431	..	..
Other British Possessions	1	14	..	21	..	15	330	..	114	..
<b>TOTAL BRITISH EMPIRE</b>	4,694	1,582	3,312	1,873	4,335	20,127	9,343	16,261	7,953	17,465
Germany	983	..	70	..	54	2,619	..	1,766	..	860
Egypt	..	..	211	660	220	..	..	357	1,350	150
United States of America—Vid Atlantic Coast	70	..	..	3	..	3,000	..	..	135	..
Other Foreign Countries	197	..	..	..	6	537	..	..	5	110
<b>TOTAL FOREIGN COUNTRIES</b>	1,255	..	281	663	280	6,156	..	2,107	1,490	1,120
<i>Share of Bengal</i>	1,255	..	211	665	280	6,156	..	357	1,509	1,120
“ Bombay	1	12	258	..	2	15	290	1,431	..	40
“ Madras	4,693	1,570	3,124	1,371	4,333	20,112	9,053	16,580	7,934	17,425
<b>TOTAL</b>	5,949	1,582	3,593	2,536	4,615	26,283	9,343	18,368	9,448	18,585
<b>Opium and Gambier (III. F)—</b>	Cwts.	Cwts.	Cwts.	Cwts.	Cwts.					
United Kingdom	28,115	29,433	28,945	29,869	18,174	4,98,902	5,60,360	5,60,885	5,56,605	2,17,616
Aden and Dependencies	32	13	22	32	41	995	513	700	1,350	1,576
Ceylon	918	858	953	754	800	26,935	26,506	27,843	19,781	15,509
Straits Settlements (including Labuan)	138	140	153	155	89	3,465	3,811	3,750	2,038	1,485
Hongkong	101	606	202	343	542	2,599	15,775	4,728	6,634	7,883
Natal	7	17	19	1	5	400	980	1,110	20	120
Canada—Vid Atlantic Coast	50	65	50	..	..	921	1,235	921	..	..
Fiji Islands	16	55	101	51	34	512	1,893	3,041	1,898	1,220
Other British Possessions	71	18	26	24	28	2,196	635	721	684	721
<b>TOTAL BRITISH EMPIRE</b>	29,448	31,200	30,371	31,229	19,711	5,36,925	6,11,708	6,08,694	5,59,110	2,46,180

No. 14—continued

ARTICLES, AND COUNTRIES OF FINAL DESTINATION; ALSO SHARE OF EACH PROVINCE	QUANTITY					VALUE				
	1927-28	1928-29	1929-30	1930-31	1931-32	1927-28	1928-29	1929-30	1930-31	1931-32
						R	R	R	R	R
<b>Dyeing and Tanning Substances—continued</b>										
<i>Cutch and Gambier (III. E)</i> —continued	Cwts.	Cwts.	Cwts.	Cwts.	Cwts.					
Norway . . . . .	..	225	..	..	620	..	3,662	..	..	6,094
Germany . . . . .	3,146	3,655	1,920	2,675	2,495	58,290	72,354	33,114	51,532	20,745
Netherlands . . . . .	4,868	4,258	4,257	6,275	5,780	92,116	86,043	88,591	1,15,294	65,876
Belgium . . . . .	250	475	1,295	400	150	4,485	8,075	23,211	3,706	1,366
France . . . . .	3,694	3,879	3,213	4,019	3,796	71,041	79,659	63,981	68,488	89,858
Spain . . . . .	..	100	100	190	200	..	1,949	2,271	4,263	2,516
Italy . . . . .	835	750	640	975	415	16,406	14,652	13,117	14,878	4,115
Japan . . . . .	900	862	560	1,072	1,516	15,793	16,513	10,921	20,950	18,538
Egypt . . . . .	..	..	..	78	..	..	..	..	2,490	..
United States of America—										
<i>Vid Atlantic Coast</i> . . . . .	2,796	1,597	1,651	1,151	600	51,401	30,751	32,172	22,968	6,832
Dutch Guiana . . . . .	50	23	55	60	3	1,765	600	1,483	1,018	95
Other Foreign Countries . . . . .	40	41	9	14	6	1,172	1,182	480	671	264
<b>TOTAL FOREIGN COUNTRIES</b>	<b>16,579</b>	<b>15,855</b>	<b>13,899</b>	<b>16,909</b>	<b>15,631</b>	<b>3,13,383</b>	<b>3,10,340</b>	<b>2,77,341</b>	<b>3,11,858</b>	<b>1,72,447</b>
<i>Share of Bengal</i> . . . . .	5,154	7,298	5,198	5,560	3,292	93,883	1,31,736	95,954	92,663	42,737
" <i>Bombay</i> . . . . .	75	22	30	115	57	3,595	1,270	1,165	4,300	2,720
" <i>Madras</i> . . . . .	23	33	28	29	18	530	1,395	1,220	1,220	780
" <i>Burma</i> . . . . .	40,775	39,702	38,814	43,434	31,925	7,53,000	7,93,647	7,82,696	8,02,785	3,72,340
<b>TOTAL</b>	<b>46,027</b>	<b>47,055</b>	<b>44,070</b>	<b>48,188</b>	<b>35,302</b>	<b>8,50,308</b>	<b>9,28,048</b>	<b>8,61,085</b>	<b>9,00,908</b>	<b>4,13,577</b>
<b>Indigo (III. E)—</b>	Cwts.	Cwts.	Cwts.	Cwts.	Cwts.					
United Kingdom . . . . .	452	245	215	185	182	1,26,005	58,830	58,507	36,980	40,900
Cyprus . . . . .	22	3	2	..	..	5,920	720	800	..	..
Palestine . . . . .	..	..	1	..	..	..	..	320	..	..
Aden and Dependencies . . . . .	1	1	11	11	23	400	150	1,697	1,745	2,375
Ceylon . . . . .	8	..	14	..	..	2,439	..	241	..	..
<b>TOTAL BRITISH EMPIRE</b>	<b>483</b>	<b>249</b>	<b>243</b>	<b>146</b>	<b>204</b>	<b>1,34,764</b>	<b>59,700</b>	<b>61,623</b>	<b>38,725</b>	<b>52,275</b>
Georgia . . . . .	13	..	..	3	..	4,878	..	..	820	..
Germany . . . . .	10	11	..	24	4	1,400	941	..	5,250	1,000
Italy . . . . .	48	..	..	16	17	7,520	..	..	3,520	3,960
Austria . . . . .	..	9	..	..	..	..	1,910	..	..	..
Greece . . . . .	311	302	314	360	452	90,413	84,713	97,327	1,02,342	1,10,153
Turkey, European . . . . .	35	11	11	33	18	10,245	2,910	3,050	7,740	4,532
Turkey, Asiatic . . . . .	13	..	4	5	11	2,930	..	810	1,120	2,340
Syria . . . . .	148	47	2	18	9	40,774	12,200	496	5,740	1,930
Native States in Arabia other than Maskat Territory and Trucial Oman . . . . .	6	..	13	..	..	1,630	..	4,100	..	..
Iraq . . . . .	487	109	85	109	26	1,47,286	36,174	26,175	46,002	4,994
Persia . . . . .	75	18	27	48	40	17,875	4,472	7,205	13,550	6,330
Java . . . . .	..	..	..	50	..	..	..	..	5,600	..
Japan . . . . .	61	64	61	23	10	12,804	14,198	12,366	5,200	2,868
Egypt . . . . .	172	69	107	34	8	39,945	15,457	27,455	7,967	1,630
Other Foreign Countries . . . . .	3	..	..	5	..	325	..	..	1,200	..
<b>TOTAL FOREIGN COUNTRIES</b>	<b>1,382</b>	<b>640</b>	<b>624</b>	<b>788</b>	<b>595</b>	<b>3,78,075</b>	<b>1,72,980</b>	<b>1,78,924</b>	<b>2,06,651</b>	<b>1,48,287</b>

GENERAL EXPORTS

( 646 )

INDIAN MERCHANDISE

No. 14—continued

ARTICLES, AND COUNTRIES OF FINAL DESTINATION; ALSO SHARE OF EACH PROVINCE	QUANTITY					VALUE				
	1917-28	1928-29	1929-30	1930-31	1931-32	1927-28	1928-29	1929-30	1930-31	1931-32
<b>Dyeing and Tanning Substances—continued</b>										
<i>Indigo (III, E)—continued</i>	Cwts.	Cwts.	Cwts.	Cwts.	Cwts.	R	R	R	R	R
Share of Bengal . . . . .	1,363	628	537	558	554	4,06,044	1,73,342	1,64,672	1,66,416	1,61,040
"    Bombay . . . . .	16	..	4	137	37	3,640	..	348	22,616	5,660
"    Sind . . . . .	3	..	..	..	..	450	..	..	..	..
"    Madras . . . . .	483	261	326	239	208	1,02,805	59,338	75,092	56,444	47,362
<b>TOTAL</b>	<b>1,865</b>	<b>889</b>	<b>867</b>	<b>934</b>	<b>700</b>	<b>5,12,839</b>	<b>2,32,680</b>	<b>2,40,612</b>	<b>2,45,876</b>	<b>2,00,502</b>
<b>Myrobolans (III, E)—</b>	Cwts.	Cwts.	Cwts.	Cwts.	Cwts.					
United Kingdom . . . . .	699,942	534,339	513,839	637,363	601,411	46,73,947	35,80,633	33,69,266	38,39,705	37,75,751
Ceylon . . . . .	1,250	313	4,392	580	53	7,753	2,033	20,743	4,861	409
Straits Settlements (including Labuan) . . . . .	667	258	465	319	266	4,893	2,201	5,401	4,910	2,251
Hongkong . . . . .	1,457	1,280	1,406	630	881	8,096	6,574	6,207	3,355	4,415
Cape of Good Hope . . . . .	2,326	2,380	1,100	939	620	18,114	20,230	9,350	7,820	4,592
Natal . . . . .	441	1,026	808	504	601	3,752	8,136	6,621	4,310	4,441
Tanganyika Territory . . . . .	..	125	2	..	..	..	1,500	20	..	..
Western Australia . . . . .	220	..	203	..	238	1,674	..	1,227	..	1,471
South Australia (including Northern Territory) . . . . .	2,100	660	860	599	200	13,000	4,665	5,194	3,003	1,400
Victoria . . . . .	19,940	7,101	8,686	8,565	11,214	1,30,444	49,680	70,164	51,971	55,408
New South Wales . . . . .	4,188	2,682	5,943	4,245	4,253	26,648	18,801	35,609	26,084	23,241
Queensland . . . . .	700	540	1,042	1,104	1,267	4,800	3,743	6,147	6,630	6,073
Australian Commonwealth (Total) . . . . .	27,143	10,933	16,734	14,513	17,172	1,76,566	76,289	1,13,237	83,233	83,493
Other British Possessions . . . . .	83	62	19	34	28	655	777	170	368	333
<b>TOTAL BRITISH EMPIRE</b>	<b>733,314</b>	<b>551,206</b>	<b>538,760</b>	<b>654,882</b>	<b>711,032</b>	<b>48,93,981</b>	<b>36,93,973</b>	<b>35,45,059</b>	<b>39,53,637</b>	<b>38,80,085</b>
<b>Russia—</b>										
Southern Russia . . . . .	..	..	..	2,250	..	..	..	..	18,250	..
Sweden . . . . .	3,000	..	4,000	700	2,900	27,000	..	36,000	6,300	21,100
Norway . . . . .	..	..	..	1,700	..	..	..	..	15,300	..
Germany . . . . .	242,341	147,525	116,301	121,636	100,160	17,71,558	11,25,085	9,19,815	8,84,993	5,51,746
Netherlands . . . . .	65,542	46,975	35,672	54,989	49,506	5,51,147	3,65,722	2,50,236	3,79,507	2,33,473
Belgium . . . . .	71,762	60,120	63,181	51,760	38,378	4,97,016	4,03,603	3,90,192	3,32,311	1,82,109
France . . . . .	140,979	133,913	126,542	101,195	109,313	10,24,734	9,03,372	8,47,939	6,86,620	7,06,088
Spain . . . . .	..	..	2,000	541	7,554	..	..	12,000	2,375	44,529
Italy . . . . .	2,300	1,094	5,437	12,476	8,079	14,930	6,770	47,113	87,191	42,557
Iraq . . . . .	248	546	480	43	..	4,062	7,056	7,445	132	..
Persia . . . . .	57	93	41	3	70	645	1,684	397	32	572
Siam . . . . .	118	112	75	28	122	737	1,012	475	190	655
China (exclusive of Hongkong and Macao) . . . . .	7,255	8,036	11,439	6,292	9,688	42,670	45,370	53,734	27,249	39,729
Japan . . . . .	24,731	16,640	25,045	27,660	29,866	1,37,937	94,343	1,31,330	1,43,888	1,13,760
Egypt . . . . .	1,227	106	1,219	135	1,038	9,343	1,216	9,235	1	7,393
<b>United States of America—</b>										
Via Atlantic Coast . . . . .	624,076	258,714	303,027	265,698	202,605	32,24,507	13,27,099	15,49,864	12,22,104	7,41,497
"    Pacific " . . . . .	..	..	1,676	..	..	..	..	7,459	..	..
Cuba . . . . .	500	600	500	1,497	500	3,000	3,000	2,156	8,060	3,350
Other Foreign Countries . . . . .	33	8	217	28	14	405	104	1,089	497	150
<b>TOTAL FOREIGN COUNTRIES</b>	<b>1,194,173</b>	<b>679,482</b>	<b>696,852</b>	<b>648,681</b>	<b>559,793</b>	<b>73,09,716</b>	<b>43,45,341</b>	<b>42,66,579</b>	<b>38,17,740</b>	<b>27,37,713</b>
<i>Share of Bengal</i>	364,361	665,034	459,057	451,437	549,916	66,22,849	45,31,052	33,44,394	32,69,903	29,84,650
"    Bombay . . . . .	390,643	514,279	747,347	781,373	680,424	52,93,443	32,17,633	43,29,973	42,56,374	34,66,388
"    Sind . . . . .	..	1	..	3	..	..	25	..	20	..
"    Madras . . . . .	71,983	51,374	29,208	70,246	60,486	2,37,400	2,45,549	1,37,271	2,54,580	1,76,860
<b>TOTAL</b>	<b>1,927,437</b>	<b>1,230,688</b>	<b>1,235,612</b>	<b>1,303,568</b>	<b>1,270,825</b>	<b>1,22,03,697</b>	<b>80,44,314</b>	<b>78,11,638</b>	<b>77,71,377</b>	<b>66,18,398</b>



No. 14—continued

ARTICLES, AND COUNTRIES OF FINAL DESTINATION; ALSO SHARE OF EACH PROVINCE	QUANTITY					VALUE				
	1927-28	1928-29	1929-30	1930-31	1931-32	1927-28	1928-29	1929-30	1930-31	1931-32
<b>Dyeing and Tanning Sub-</b> <b>stances—continued</b> <i>Myrobalan extracts</i> (III. E)—	Cwts.	Cwts.	Cwts.	Cwts.	Cwts.	R	R	R	R	R
United Kingdom . . . . .	23,502	26,693	10,185	1,103	1,245	3,98,734	4,09,597	1,33,701	13,956	14,371
Cape of Good Hope . . . . .	3,761	3,917	2,236	1,040	..	51,057	56,995	31,132	13,525	..
Natal . . . . .	140	509	206	..	..	1,889	8,128	3,082	..	..
Canada— Via Atlantic Coast . . . . .	508	370	..	..	..	6,474	4,335	..	..	..
Western Australia South Australia (including Northern Territory) . . . . .	205	200	400	..	20	2,611	2,556	5,362	..	200
Victoria . . . . .	332	241	400	368	109	5,078	3,197	5,134	4,812	2,105
Tasmania . . . . .	122	102	..	..	..	1,557	1,804	..	..	..
New South Wales . . . . .	1,181	1,841	1,630	231	205	17,756	32,034	23,562	3,567	2,258
Queensland Australian Commonwealth (Total) . . . . .	140	001	319	159	40	1,945	10,423	4,408	2,034	403
New Zealand (including Nauru and British Samoa) . . . . .	315	426	459	413	..	4,013	5,424	6,392	5,323	..
Other British Possessions . . . . .	21	..	..	..	..	289	..	..	..	..
<b>TOTAL BRITISH EMPIRE</b>	<b>35,277</b>	<b>34,920</b>	<b>16,226</b>	<b>3,389</b>	<b>1,709</b>	<b>4,01,408</b>	<b>5,36,363</b>	<b>2,17,542</b>	<b>43,473</b>	<b>10,427</b>
Finland . . . . .	200	..	..	761	..	3,608	..	..	9,703	..
Sweden . . . . .	5,007	722	500	540	108	73,434	9,219	6,376	6,885	1,077
Norway . . . . .	..	..	..	..	200	..	..	..	..	2,603
Denmark . . . . .	1,687	200	764	1,002	300	21,980	2,551	9,750	12,770	2,997
Germany . . . . .	8,774	4,632	3,335	868	203	1,22,450	69,930	43,529	12,064	2,236
Netherlands . . . . .	2,073	1,244	..	..	703	26,925	20,905	..	..	7,636
Belgium . . . . .	1,944	2,248	531	271	297	31,103	31,716	6,760	3,453	3,374
France . . . . .	3,323	3,778	3,798	2,618	201	42,719	51,209	43,610	33,401	2,416
Italy . . . . .	469	776	531	296	..	5,943	11,496	6,772	3,775	..
China (exclusive of Hong- kong and Macao) . . . . .	200	502	..	240	..	3,383	8,759	..	3,081	..
Japan . . . . .	..	123	..	..	..	..	2,046	..	..	..
Portuguese East Africa . . . . .	..	..	90	180	..	..	..	1,623	1,235	..
Other Foreign Countries . . . . .	40	63	..	..	..	600	824	..	..	..
<b>TOTAL FOREIGN COUNTRIES</b>	<b>24,317</b>	<b>14,338</b>	<b>9,549</b>	<b>6,776</b>	<b>2,072</b>	<b>3,32,159</b>	<b>2,08,705</b>	<b>1,22,431</b>	<b>86,462</b>	<b>22,339</b>
Share of Bengal . . . . .	59,694	49,258	25,395	10,165	3,781	8,23,567	7,44,068	3,33,418	1,29,933	41,766
" Madras . . . . .	..	..	330	..	..	..	..	6,555	..	..
<b>TOTAL</b>	<b>59,594</b>	<b>49,259</b>	<b>25,775</b>	<b>10,165</b>	<b>3,781</b>	<b>8,23,567</b>	<b>7,44,068</b>	<b>3,39,973</b>	<b>1,29,935</b>	<b>41,766</b>
<b>Safflower (III. E)—</b> <b>Strait Settlements (including</b> <b>Labuan)</b>	Cwts.	Cwts.	Cwts.	Cwts.	Cwts.					
Hongkong . . . . .	55	11	180	49	223	1,295	235	4,330	1,190	5,280
Other British Possessions . . . . .	..	..	..	..	..	..	..	..	70	..
<b>TOTAL BRITISH EMPIRE</b>	<b>1,731</b>	<b>1,061</b>	<b>1,356</b>	<b>1,067</b>	<b>1,556</b>	<b>43,125</b>	<b>22,322</b>	<b>27,496</b>	<b>28,337</b>	<b>36,363</b>
Java . . . . .	82	339	80	140	79	2,233	8,932	3,700	3,650	1,416
Siam . . . . .	30	47	76	..	36	640	120	2,000	..	880
Japan . . . . .	..	98	..	73	75	..	..	..	2,190	1,098
United States of America— Via Atlantic Coast . . . . .	..	..	..	..	..	..	2,453	..	..	..
<b>TOTAL FOREIGN COUNTRIES</b>	<b>112</b>	<b>484</b>	<b>156</b>	<b>213</b>	<b>190</b>	<b>2,873</b>	<b>12,502</b>	<b>5,700</b>	<b>5,856</b>	<b>4,294</b>
Share of Bengal . . . . .	1,398	1,546	1,692	1,329	1,959	47,293	36,669	37,628	35,453	47,967
<b>Termeric (III. E)—</b> <b>United Kingdom</b>	Cwts.	Cwts.	Cwts.	Cwts.	Cwts.					
Palestine . . . . .	106	30	67	123	137	3,118	1,025	2,900	2,400	3,765
Aden and Dependencies . . . . .	3,767	4,217	3,751	3,854	3,563	95,774	1,08,939	1,00,118	1,01,735	71,414
Bahrain Islands . . . . .	816	979	1,041	786	820	24,567	35,045	32,720	25,930	18,437
Ceylon Straits Settlements (including Labuan) . . . . .	9,132	10,763	11,737	12,224	11,095	1,12,417	1,61,223	1,30,031	1,38,006	1,14,178
Federated Malay States . . . . .	409	420	430	452	631	5,423	7,355	6,842	5,892	7,537
Hongkong . . . . .	380	254	34	13	17	4,091	3,195	563	204	263
Cape of Good Hope . . . . .	866	517	693	950	316	16,627	12,214	13,762	15,592	12,214
Natal . . . . .	1,604	2,004	1,939	2,163	2,503	36,732	1,13,359	37,537	70,878	66,456
Zanzibar and Pemba . . . . .	722	646	714	583	535	21,627	21,152	25,712	20,844	16,008
Kenya Colony . . . . .	550	593	533	550	631	18,262	22,999	22,250	20,657	13,910
Tanganyika Territory . . . . .	338	305	242	276	353	11,530	13,512	9,464	12,213	10,309
Anglo-Egyptian Sudan . . . . .	23	39	86	89	4	1,305	1,270	2,787	2,690	80
Mauritius and Dependencies . . . . .	2,140	1,922	2,173	1,772	1,705	69,342	61,602	64,707	45,258	36,055
Canada— Via Atlantic Coast . . . . .	..	..	300	..	40	..	..	6,000	..	360
British West India Islands . . . . .	13	6	15	101	439	214	88	676	1,366	6,759
British Guiana . . . . .	652	345	453	675	510	9,150	13,039	6,030	9,073	5,932
South Australia (including Northern Territory) . . . . .	40	23	40	60	50	309	606	931	1,065	967

GENERAL EXPORTS

( 648 )

INDIAN MERCHANDISE

No. 14—continued

ARTICLES, AND COUNTRIES OF FINAL DESTINATION; ALSO SHARE OF EACH PROVINCE	QUANTITY					VALUE				
	1927-28	1928-29	1929-30	1930-31	1931-32	1927-28	1928-29	1929-30	1930-31	1931-32
						R	R	R	R	R
<b>Dyeing and Tanning Substances—continued</b>										
<i>Turneric (III. E)—continued</i>										
Victoria . . . . .	Cwts. 140	Cwts. 155	Cwts. 80	Cwts. 80	Cwts. 145	2,781	4,058	2,016	1,476	2,121
New South Wales . . . . .	20	70	..	57	..	382	1,541	..	1,108	..
Queensland . . . . .	..	..	..	..	12	..	..	..	..	180
<i>Australian Commonwealth (Total)</i>	200	248	120	197	207	3,973	6,205	2,997	3,734	3,268
Fiji Islands . . . . .	118	169	190	207	92	1,635	2,994	2,897	3,932	1,746
Other British Possessions . . . . .	79	25	28	33	29	1,818	1,405	580	759	490
<b>TOTAL BRITISH EMPIRE</b>	<b>36,990</b>	<b>41,466</b>	<b>44,131</b>	<b>41,734</b>	<b>40,086</b>	<b>7,07,258</b>	<b>9,26,596</b>	<b>8,95,108</b>	<b>7,30,765</b>	<b>5,93,671</b>
<b>Russia—</b>										
Northern Russia . . . . .	..	22	48	..	..	..	675	1,480	..	..
Southern Russia . . . . .	114	63	294	89	..	3,412	1,250	6,910	2,730	..
Georgia . . . . .	161	176	31	505	167	2,006	3,091	922	8,059	4,092
Norway . . . . .	..	23	..	..	..	..	1,140	..	..	..
Germany . . . . .	1,509	2,650	529	592	389	14,254	47,987	10,186	10,455	9,208
Belgium . . . . .	613	360	200	340	151	9,331	7,576	2,994	4,495	1,488
France . . . . .	5,983	7,074	6,850	7,078	6,498	1,03,529	1,32,277	1,17,756	1,12,234	92,550
Italy . . . . .	389	51	103	591	148	7,148	405	3,090	11,525	2,030
Roumania . . . . .	..	..	75	..	..	..	..	2,250	..	..
Syria . . . . .	364	103	157	419	514	7,168	4,170	3,885	8,655	11,600
Mascat Territory and Trucial Oman . . . . .	1,280	1,200	1,278	1,493	1,207	36,741	35,763	35,142	34,266	22,625
Other Native States in Arabia . . . . .	1,089	866	993	1,660	2,981	31,602	32,012	30,304	43,635	58,402
Iraq . . . . .	2,146	1,449	3,583	5,340	3,336	64,655	47,268	87,353	1,34,773	67,670
Persia . . . . .	4,550	2,041	4,714	7,702	6,605	1,18,598	58,291	1,35,668	2,19,752	1,67,732
Siam . . . . .	24	92	25	29	21	635	1,888	651	852	499
Japan . . . . .	..	52	11	..	20	..	1,042	210	..	328
Egypt . . . . .	49	1,097	740	1,084	399	610	22,589	14,440	19,651	6,530
Tripoli . . . . .	..	100	..	..	271	..	2,200	..	..	4,094
Tunis . . . . .	..	40	..	..	..	..	1,012	..	..	..
Portuguese East Africa . . . . .	363	397	483	478	461	10,313	13,232	18,442	16,206	12,000
Italian East Africa (Somaliland and Eritrea) . . . . .	19	148	85	210	62	855	5,211	2,875	5,460	1,306
French Somaliland . . . . .	..	13	6	75	11	..	610	190	1,802	230
United States of America— <i>Via Atlantic Coast</i> . . . . .	4,823	5,014	6,270	6,526	4,727	45,430	73,727	96,619	78,585	40,106
Argentine Republic ( <i>including the Atlantic Coast of Patagonia</i> ) . . . . .	..	..	..	60	..	..	..	..	1,500	..
Other Foreign Countries . . . . .	55	12	47	86	24	1,843	6,927	976	1,725	433
<b>TOTAL FOREIGN COUNTRIES</b>	<b>22,566</b>	<b>23,077</b>	<b>26,522</b>	<b>34,335</b>	<b>27,990</b>	<b>4,57,623</b>	<b>4,93,843</b>	<b>5,70,343</b>	<b>7,16,353</b>	<b>5,02,923</b>
<i>Share of Bengal</i> . . . . .	2,739	2,468	1,427	2,661	1,638	37,390	42,441	24,952	29,398	20,285
<i>  "  Bombay</i> . . . . .	35,104	36,009	37,375	43,228	40,558	8,73,922	9,61,056	9,70,504	10,55,439	8,03,705
<i>  "  Sind</i> . . . . .	58	68	140	218	371	1,209	1,362	2,334	3,845	4,476
<i>  "  Madras</i> . . . . .	22,072	25,348	31,512	30,562	25,469	2,46,029	4,01,415	4,06,071	3,68,437	2,62,571
<i>  "  Burma</i> . . . . .	673	1,159	199	..	52	5,831	14,165	1,590	..	558
<b>TOTAL</b>	<b>60,546</b>	<b>64,543</b>	<b>70,653</b>	<b>76,069</b>	<b>68,076</b>	<b>11,64,881</b>	<b>1,20,439</b>	<b>14,65,051</b>	<b>14,47,123</b>	<b>10,96,594</b>
<b>Other sorts (including Lardye) (III. E)—</b>										
United Kingdom . . . . .	Cwts. 4,807	Cwts. 3,245	Cwts. 3,936	Cwts. 2,295	Cwts. 1,755	33,439	24,916	38,322	23,601	8,369
Palestine . . . . .	282	169	274	20	234	8,500	5,080	6,250	250	7,275
Aden and Dependencies . . . . .	..	2	10	..	..	..	1,000	150	..	..
Ceylon . . . . .	1,820	3,098	4,264	1,916	896	15,856	17,530	19,436	17,279	10,748
Hongkong . . . . .	2,805	143	4	..	54	27,025	2,208	816	..	378
Mauritius and Dependencies . . . . .	7	..	2	..	17	50	..	92	..	1,700
Other British Possessions . . . . .	99	70	55	6	4	2,577	878	1,510	136	245
<b>TOTAL BRITISH EMPIRE</b>	<b>9,910</b>	<b>6,727</b>	<b>8,545</b>	<b>4,237</b>	<b>2,960</b>	<b>88,397</b>	<b>51,612</b>	<b>60,576</b>	<b>41,266</b>	<b>23,715</b>
Sweden . . . . .	..	..	40	..	..	..	..	1,250	..	..
Denmark . . . . .	99	957	378	406	478	1,493	12,280	11,526	6,895	8,288
Germany . . . . .	17,073	6,046	9,707	7,285	8,937	94,069	38,149	48,559	26,693	35,638
Netherlands . . . . .	1,827	339	302	321	524	13,055	6,633	7,206	5,814	7,258
Belgium . . . . .	200	1,268	600	..	72	650	20,739	3,000	..	900
France . . . . .	1,949	40	1,674	1,175	3,229	13,280	540	26,517	18,628	43,885
Italy . . . . .	..	100	..	111	40	..	1,000	..	3,130	1,000
Greece . . . . .	..	..	..	98	60	..	..	..	3,818	1,110
Turkey, European . . . . .	1,353	2,585	1,438	2,919	2,734	46,900	1,72,175	75,202	75,700	50,485
Turkey, Asiatic . . . . .	40	..	290	271	426	800	..	11,175	13,511	13,785

No. 14—continued

ARTICLES, AND COUNTRIES OF FINAL DESTINATION; ALSO SHARE OF EACH PROVINCE	QUANTITY					VALUE				
	1927-28	1928-29	1929-30	1930-31	1931-32	1927-28	1928-29	1929-30	1930-31	1931-32
	Cwts.	Cwts.	Cwts.	Cwts.	Cwts.	R	R	R	R	R
<b>Dyeing and Tanning Substances—continued</b>										
<i>Other sorts (including Lac-dye) (L.I. E)—continued</i>										
Syria . . . . .	689	705	338	468	332	32,782	29,735	11,212	21,124	8,553
Smyna . . . . .	493	457	1,053	472	60	12,530	12,619	28,005	11,430	1,000
Iraq . . . . .	2,770	1,935	1,270	533	211	42,846	32,621	20,800	10,013	1,551
Sumatra . . . . .	..	..	..	45	..	..	..	..	1,500	..
Siam . . . . .	89	..	..	..	..	20,000	..	..	..	..
China (exclusive of Hong-kong and Macao) . . . . .	3	..	..	..	..	1,205	..	..	..	..
Japan . . . . .	2,412	1,205	1,036	725	815	27,175	14,941	8,584	6,905	20,775
Egypt . . . . .	1,026	1,422	1,628	1,152	610	43,750	53,130	35,522	31,015	18,070
Madagascar . . . . .	..	100	..	..	..	..	4,000	..	..	..
Abyssinia . . . . .	..	..	..	..	75	..	..	..	..	2,500
United States of America— Via Atlantic Coast . . . . .	100	..	210	325	487	1,500	..	5,840	6,012	6,570
Other Foreign Countries . . . . .	72	20	13	3	15	1,019	475	465	170	200
<b>TOTAL FOREIGN COUNTRIES</b>	<b>30,195</b>	<b>17,177</b>	<b>21,032</b>	<b>16,809</b>	<b>18,561</b>	<b>3,58,054</b>	<b>3,39,387</b>	<b>2,94,959</b>	<b>2,42,353</b>	<b>2,22,418</b>
<i>Share of Bengal</i>	<i>4,357</i>	<i>2,137</i>	<i>2,086</i>	<i>609</i>	<i>430</i>	<i>38,301</i>	<i>34,668</i>	<i>14,031</i>	<i>6,337</i>	<i>4,174</i>
<i>    Bombay</i> . . . . .	<i>5,316</i>	<i>5,508</i>	<i>6,383</i>	<i>6,304</i>	<i>6,827</i>	<i>1,80,246</i>	<i>2,19,609</i>	<i>1,76,821</i>	<i>1,33,106</i>	<i>1,32,242</i>
<i>    Sind</i> . . . . .	<i>7,048</i>	<i>3,237</i>	<i>2,494</i>	<i>503</i>	<i>223</i>	<i>54,780</i>	<i>37,128</i>	<i>39,430</i>	<i>9,263</i>	<i>2,001</i>
<i>    Madras</i> . . . . .	<i>21,665</i>	<i>13,008</i>	<i>18,711</i>	<i>12,630</i>	<i>13,987</i>	<i>1,57,324</i>	<i>98,344</i>	<i>1,31,241</i>	<i>84,913</i>	<i>1,05,338</i>
<i>    Burma</i> . . . . .	<i>1,189</i>	<i>14</i>	<i>3</i>	<i>..</i>	<i>54</i>	<i>30,800</i>	<i>1,200</i>	<i>12</i>	<i>..</i>	<i>378</i>
<b>TOTAL</b>	<b>40,105</b>	<b>23,904</b>	<b>29,577</b>	<b>20,546</b>	<b>21,521</b>	<b>4,41,451</b>	<b>3,90,940</b>	<b>3,61,535</b>	<b>2,83,019</b>	<b>2,51,133</b>
<b>Total Dyeing and Tanning Substances—</b>										
<b>United Kingdom</b> . . . . .	<b>769,975</b>	<b>602,990</b>	<b>567,009</b>	<b>677,811</b>	<b>720,504</b>	<b>58,63,339</b>	<b>48,00,059</b>	<b>43,30,256</b>	<b>45,62,318</b>	<b>41,72,840</b>
Cyprus . . . . .	22	3	2	..	..	5,920	720	860	..	..
Palestine . . . . .	338	199	342	148	371	11,618	6,105	9,470	2,650	11,040
Aden and Dependencies . . . . .	3,806	4,233	3,794	3,897	3,629	97,259	1,10,602	1,02,665	1,04,830	75,385
Bahrain Islands . . . . .	825	979	1,041	786	820	24,792	35,045	32,729	25,980	18,447
Ceylon . . . . .	17,871	16,585	24,414	17,326	17,179	1,85,512	2,36,910	2,72,127	1,87,786	1,58,809
Strait Settlements (including Labuan) . . . . .	9,462	10,371	11,568	11,173	10,010	1,40,381	1,81,939	1,83,003	1,64,075	1,34,776
Federated Malay States . . . . .	411	425	435	453	636	5,528	7,508	6,811	5,912	7,624
Hongkong . . . . .	4,838	2,234	1,826	1,035	1,717	44,006	27,287	16,644	11,383	18,219
Cape of Good Hope . . . . .	6,953	6,814	4,034	2,929	1,436	85,798	80,439	59,244	36,937	16,806
Natal . . . . .	2,198	3,556	3,021	2,673	3,109	92,788	1,30,603	93,471	75,208	71,017
Zanzibar and Pemba . . . . .	747	653	714	611	585	22,377	21,417	25,712	20,952	16,008
Kenya Colony . . . . .	571	605	561	555	700	19,132	23,294	23,162	20,832	19,560
Tanganyika Territory . . . . .	339	506	502	276	359	11,550	15,337	10,915	12,218	10,349
Anglo-Egyptian Sudan . . . . .	61	89	107	89	4	1,895	1,270	3,287	2,690	80
Mauritius and Dependencies . . . . .	2,152	1,938	2,132	1,772	1,722	69,425	61,710	64,815	45,258	37,755
Canada— Via Atlantic Coast . . . . .	558	435	350	..	40	7,395	5,570	6,921	..	360
Via Pacific . . . . .	2	12	1	..	..	24	500	20	..	..
British West India Islands . . . . .	26	10	24	107	452	522	195	855	1,441	7,014
British Guiana . . . . .	655	855	463	707	514	9,320	13,346	7,237	9,632	6,028
Western Australia . . . . .	425	200	603	..	258	4,235	2,556	6,589	..	1,071
South Australia (including Northern Territory) . . . . .	2,140	703	1,261	679	250	13,809	4,936	10,794	4,924	2,367
Victoria . . . . .	20,468	7,497	9,166	9,013	11,558	1,38,321	56,935	77,254	58,259	59,724
Tasmania . . . . .	122	102	..	..	..	1,557	1,804	..	..	..
New South Wales . . . . .	5,399	4,503	7,578	4,588	4,463	45,006	52,930	59,233	30,931	25,543
Queensland . . . . .	840	1,141	1,361	1,263	1,319	6,745	14,171	10,615	8,664	7,556
<b>Australian Commonwealth (Total)</b>	<b>29,339</b>	<b>14,236</b>	<b>19,969</b>	<b>15,543</b>	<b>17,348</b>	<b>2,09,723</b>	<b>1,33,338</b>	<b>1,84,516</b>	<b>1,02,778</b>	<b>96,861</b>
New Zealand (including Nauru and British Samoa) . . . . .	345	476	489	418	..	4,776	6,160	6,392	5,323	..
Fiji Islands . . . . .	135	229	242	264	134	2,230	4,935	6,023	5,564	3,063
Other British Possessions . . . . .	118	29	28	33	29	1,970	833	560	759	490
<b>TOTAL BRITISH EMPIRE</b>	<b>851,892</b>	<b>668,412</b>	<b>643,124</b>	<b>738,606</b>	<b>7,81,816</b>	<b>69,17,230</b>	<b>59,15,832</b>	<b>54,37,094</b>	<b>54,31,523</b>	<b>48,22,031</b>
<b>Russia—</b>										
Northern Russia . . . . .	..	22	48	..	..	..	675	1,480	..	..
Southern Russia . . . . .	114	62	294	2,389	..	3,412	1,250	6,910	20,980	..
Finland . . . . .	200	..	..	761	..	3,608	..	..	9,703	..
Georgia . . . . .	174	176	31	508	167	6,884	3,091	922	8,379	4,092
Sweden . . . . .	3,807	722	4,540	1,240	3,008	1,00,434	9,210	43,626	13,185	22,177
Norway . . . . .	..	253	..	1,700	880	..	4,802	..	15,300	9,297
Denmark . . . . .	1,736	1,157	1,142	1,408	778	23,473	14,831	21,276	19,665	11,285
Germany . . . . .	273,841	164,569	131,862	133,180	112,242	20,84,658	13,55,096	10,60,953	9,90,987	6,30,433
Netherlands . . . . .	74,310	52,816	40,231	61,585	56,513	6,33,243	4,79,308	3,46,083	5,00,015	3,64,248
Belgium . . . . .	74,966	64,469	65,807	52,771	39,048	5,43,122	4,72,609	4,26,157	3,48,970	1,89,237
France . . . . .	155,929	153,684	142,076	116,083	123,041	12,56,228	12,27,007	11,47,859	9,19,436	8,89,905
Spain . . . . .	..	100	2,120	781	7,754	..	1,949	14,451	6,638	47,045

GENERAL EXPORTS

( 650 )

INDIAN MERCHANDISE

No. 14—continued

ARTICLES, AND COUNTRIES OF FINAL DESTINATION; ALSO SHARE OF EACH PROVINCE	QUANTITY					VALUE				
	1927-28	1928-29	1929-30	1930-31	1931-32	1927-28	1928-29	1929-30	1930-31	1931-32
						R	R	R	R	R
<b>Dyeing and Tanning Substances—continued</b>										
<b>Total Dyeing and Tanning Substances—continued</b>	Cwts.	Cwts.	Cwts.	Cwts.	Cwts.					
Italy	4,041	2,771	6,711	14,465	8,099	51,012	84,323	70,092	124,019	53,602
Austria	..	9	..	..	..	..	1,010	..	..	..
Roumania	..	..	75	..	..	..	..	2,250	..	..
Greece	311	302	314	453	512	90,413	84,718	97,327	106,155	1,20,203
Turkey, European	1,404	2,596	2,504	2,952	2,202	57,555	1,15,085	73,258	83,440	54,967
Turkey Asiatic	53	..	294	276	437	3,730	..	11,985	14,641	16,125
Syria	1,215	855	497	930	855	80,801	46,105	15,593	35,069	22,133
Smyrna	403	457	1,053	472	60	12,530	12,619	23,005	11,430	1,000
Muskat Territory and Trucial Oman	1,232	1,210	1,378	1,493	1,207	37,041	35,948	35,142	34,266	22,625
Other Native States in Arabia	1,154	869	1,016	1,602	2,997	33,917	32,002	34,078	43,675	58,677
Iraq	5,653	4,039	5,418	6,085	3,573	2,53,974	1,23,119	1,42,363	1,91,520	74,215
Persia	4,718	2,165	4,789	7,759	6,715	1,37,905	64,522	1,43,720	2,33,779	1,74,634
Sumatra	..	..	..	45	..	..	..	..	1,812	..
Java	90	360	100	225	104	2,386	9,366	4,304	9,858	1,779
Siam	261	251	176	57	179	22,062	3,490	3,126	1,042	2,034
China (exclusive of Hong-kong and Macao)	7,466	8,543	11,443	6,537	9,696	47,415	54,266	53,804	30,397	39,879
Japan	23,104	19,044	26,713	29,553	32,302	1,93,714	1,45,538	1,03,411	1,79,133	1,57,767
Egypt	2,474	2,754	3,905	3,123	2,281	93,703	93,472	87,099	64,314	34,673
Tripoli	..	100	..	..	271	..	2,200	..	..	4,004
Tunis	..	40	..	..	..	..	1,012	..	..	..
Portuguese East Africa	372	402	584	660	492	10,641	13,357	13,120	17,641	12,100
Madagascar	23	119	..	14	6	668	4,350	..	402	120
Italian East Africa (Somalia and Eritrea)	19	148	93	210	62	355	5,211	3,100	5,400	1,306
Abyssinia	..	..	..	..	75	..	..	..	..	2,500
French Somaliland	..	18	6	75	11	..	610	193	1,800	230
United States of America— Via Atlantic Coast	641,869	265,318	311,158	273,708	203,419	33,25,838	14,31,621	16,31,495	13,31,001	7,94,555
" Pacific "	40	..	1,676	..	..	600	..	7,459	6	..
Cuba	500	600	500	1,497	500	3,000	3,000	2,156	3,960	3,359
Dutch Gulans	50	25	56	65	3	1,765	652	1,503	1,677	95
Argentine Republic (including the Atlantic Coast of Patagonia)	..	..	..	60	..	..	..	..	1,500	..
Other Foreign Countries	60	83	203	37	3	1,112	660	1,077	825	39
<b>TOTAL FOREIGN COUNTRIES</b>	<b>1,291,579</b>	<b>751,053</b>	<b>768,715</b>	<b>724,674</b>	<b>625,032</b>	<b>91,53,039</b>	<b>58,89,048</b>	<b>57,18,944</b>	<b>53,88,768</b>	<b>38,11,541</b>
<b>Share of Bengal</b>	<b>1,041,221</b>	<b>723,369</b>	<b>495,603</b>	<b>472,384</b>	<b>561,567</b>	<b>30,75,983</b>	<b>57,42,366</b>	<b>40,15,304</b>	<b>37,21,518</b>	<b>32,93,733</b>
" Bombay	931,635	554,321	791,297	832,162	707,305	63,33,766	43,99,913	51,30,742	55,22,285	44,13,243
" Sind	7,109	3,306	2,634	723	594	56,439	33,515	42,264	13,123	6,476
" Madras	129,919	92,094	83,289	115,577	104,491	3,14,500	3,14,094	3,34,030	7,63,678	6,06,537
" Burma	42,537	40,875	39,016	42,434	32,031	7,89,631	3,09,112	7,34,298	3,02,785	3,73,276
<b>TOTAL</b>	<b>2,143,471</b>	<b>1,419,465</b>	<b>1,411,839</b>	<b>1,403,280</b>	<b>1,406,578</b>	<b>1,60,70,319</b>	<b>1,18,04,900</b>	<b>1,11,56,638</b>	<b>1,03,23,294</b>	<b>86,93,572</b>
<b>Stoneware and porcelain including pipes of stoneware (III. H)—United Kingdom</b>	—	—	—	—	—	5,003	6,532	1,910	888	2,450
Aden and Dependencies	—	—	—	—	—	20,353	9,272	25,280	17,400	16,167
Bahrain Islands	—	—	—	—	—	1,400	15	..	..	..
Maldives	—	—	—	—	—	1,861	893	469	710	993
Ceylon	—	—	—	—	—	40,815	42,943	35,055	2,470	22,514
Malta Settlements (including Labuan)	—	—	—	—	—	1,493	3,074	20,944	46,609	1,11,693
Federated Malay States	—	—	—	—	—	..	5	875	2,288	2,997
Zanzibar and Pemba	—	—	—	—	—	297	1,400	500	..	100
Mauritius and Dependencies	—	—	—	—	—	1,405	2,213	1,200	..	..
Other British Possessions	—	—	—	—	—	1,196	882	1,196	357	160
<b>TOTAL BRITISH EMPIRE</b>	—	—	—	—	—	<b>73,323</b>	<b>67,229</b>	<b>87,438</b>	<b>1,00,812</b>	<b>1,57,074</b>

No. 14—continued

ARTICLES AND COUNTRIES OF FINAL DESTINATION; ALSO SHARE OF EACH PROVINCE	QUANTITY					VALUE				
	1927-28	1928-29	1929-30	1930-31	1931-32	1927-28	1928-29	1929-30	1930-31	1931-32
earthenware and porcelain (including pipes of earthenware) (II. H) —continued										
Mascat Territory and Trucial Oman . . . . .	—	—	—	—	—	1,021	318	218	36	115
Other Native States in Arabia	—	—	—	—	—	1,005	1,080	415	2,545	—
Iraq . . . . .	—	—	—	—	—	10,405	30	..	10	181
Egypt . . . . .	—	—	—	—	—	2,674	..	215	..	..
Portuguese East Africa	—	—	—	—	—	..	..	1,275	..	..
United States of America— Via Atlantic Coast . . . . .	—	—	—	—	—	1,108	988	753	53	..
" Pacific " . . . . .	—	—	—	—	—	..	..	13	100	15
Other Foreign Countries . . . . .	—	—	—	—	—	2,370	1,400	540	1,370	120
TOTAL FOREIGN COUNTRIES . . . . .	—	—	—	—	—	18,673	3,825	3,429	4,132	434
Share of Bengal . . . . .	—	—	—	—	—	15,071	5,323	32,500	49,455	1,17,004
" Bombay . . . . .	—	—	—	—	—	23,498	17,847	19,924	20,938	17,823
" Sind . . . . .	—	—	—	—	—	343	503	411	546	115
" Madras . . . . .	—	—	—	—	—	43,054	45,351	38,979	33,469	22,415
" Burma . . . . .	—	—	—	—	—	5,532	2,230	1,053	522	351
TOTAL . . . . .	—	—	—	—	—	92,496	71,034	90,867	1,04,944	1,57,508
bathers (II. S)—	Lbs.	Lbs.	Lbs.	Lbs.	Lbs.					
Hongkong . . . . .	40,101	74,412	50,290	49,198	37,985	11,910	13,410	8,482	9,717	16,220
Other British Possessions . . . . .	..	..	..	..	40	..	..	..	..	20
TOTAL BRITISH EMPIRE . . . . .	40,101	74,412	50,290	49,198	38,025	11,910	13,410	8,482	9,717	16,240
Share of Bengal . . . . .	..	..	..	..	40	..	..	..	..	20
" Burma . . . . .	40,101	74,412	50,290	49,198	37,985	11,910	13,410	8,482	9,717	16,220
TOTAL . . . . .	40,101	74,412	50,290	49,198	38,025	11,910	13,410	8,482	9,717	16,240
ibre for Brushes and Brooms (II. S)—	Tons	Tons	Tons	Tons	Tons					
United Kingdom . . . . .	1,158	669	868	776	984	4,37,129	2,38,943	3,39,374	3,01,639	3,51,053
Ceylon . . . . .	4	18	61	22	11	1,362	6,875	20,516	4,932	3,520
Cape of Good Hope . . . . .	1	..	2	1	0	375	..	1,050	820	3,210
Natal . . . . .	4	7	3	4	9	900	1,967	900	1,187	2,097
Canada— Via Atlantic Coast . . . . .	3	2	1	7	..	840	720	525	2,160	..
Western Australia . . . . .	1	3	2	1	..	426	740	680	600	70
South Australia (including Northern Territory) . . . . .	2	19	8	3	5	2,525	10,166	2,000	1,680	2,145
Victoria . . . . .	16	8	13	13	5	7,998	2,735	6,150	5,161	2,760
Tasmania . . . . .	..	..	..	1	..	..	..	..	240	..
New South Wales . . . . .	58	34	53	55	31	31,105	19,700	29,525	31,415	13,005
Queensland Australasian Commonwealth (Total) . . . . .	2	..	1	..	1	1,150	..	265	585	625
New Zealand (including Nauru and British Samoa) . . . . .	72	64	72	73	42	43,204	33,401	33,710	39,631	19,505
Other British Possessions . . . . .	4	..	1	..	..	800	90	350	..	82
TOTAL BRITISH EMPIRE . . . . .	1,280	776	1,037	906	1,065	4,96,001	3,34,491	4,15,665	3,59,483	3,85,077
Sweden . . . . .	3	..	1	1	..	1,500	150	300	600	..
Norway . . . . .	20	30	25	30	20	8,220	12,210	10,605	12,540	10,810
Denmark . . . . .	94	45	38	75	110	39,620	18,996	18,200	34,532	50,024
Germany . . . . .	2,126	853	1,212	866	740	6,85,618	3,62,587	4,67,122	3,10,142	2,14,897
Netherlands . . . . .	573	461	613	577	584	2,57,264	2,15,797	2,04,561	2,62,184	2,31,074
Belgium . . . . .	1,734	1,680	1,512	1,530	1,240	6,60,974	7,23,108	6,14,985	5,79,040	4,27,450
France . . . . .	212	201	236	195	192	78,327	74,043	89,509	76,999	66,227
Spain . . . . .	7	..	2,146	51	59	2,025	..	36,392	14,650	16,850
Italy . . . . .	44	75	47	63	55	16,808	23,031	17,504	23,823	17,485
Roumania . . . . .	..	..	..	..	5	..	..	..	..	2,097
Greece . . . . .	5	5	5	5	11	1,506	1,500	1,500	1,640	3,300
Japan . . . . .	986	1,133	1,342	1,432	1,187	4,49,868	5,03,225	5,80,387	6,26,686	4,41,935
Egypt . . . . .	..	..	4	4	2	..	..	1,151	1,361	588
United States of America— Via Atlantic Coast . . . . .	701	795	670	572	385	2,46,541	2,89,807	2,06,396	2,12,366	1,48,711
" Pacific " . . . . .	49	69	119	120	57	14,800	18,107	39,224	34,306	16,513
Mexico . . . . .	10	15	..	..	..	3,000	4,425	..	..	..
Other Foreign Countries . . . . .	1	1	1	1	1	582	512	490	700	849
TOTAL FOREIGN COUNTRIES . . . . .	6,559	5,398	7,971	5,590	4,663	24,66,662	22,57,499	23,98,926	21,91,769	16,58,369

GENERAL EXPORTS

( 652 )

INDIAN MERCHANDISE

No. 14—continued

ARTICLES, AND COUNTRIES OF FINAL DESTINATION; ALSO SHARE OF EACH PROVINCE	QUANTITY					VALUE				
	1927-28	1928-29	1929-30	1930-31	1931-32	1927-28	1928-29	1929-30	1930-31	1931-32
	Tons	Tons	Tons	Tons	Tons	R	R	R	R	R
<b>Fibre for Brushes and Brooms (H. S.)—contd.</b>										
Share of Bengal . . . . .	..	29	2,143	48	54	..	11,290	36,000	12,850	18,000
" Bombay . . . . .	..	1	..	..	..	..	30	..	..	..
" Madras . . . . .	7,839	6,139	6,865	6,450	5,674	29,62,653	25,80,670	27,78,591	25,38,402	20,28,446
<b>TOTAL</b>	<b>7,839</b>	<b>6,169</b>	<b>9,008</b>	<b>6,498</b>	<b>5,728</b>	<b>29,62,653</b>	<b>25,91,990</b>	<b>28,14,501</b>	<b>25,51,252</b>	<b>20,48,446</b>
<b>Fish (excluding canned fish)—</b>	<b>Cwts.</b>	<b>Cwts.</b>	<b>Cwts.</b>	<b>Cwts.</b>	<b>Cwts.</b>					
<b>Fish, dry, unsalted (I. A.)—</b>										
United Kingdom . . . . .	83	101	..	9	4	2,980	3,405	..	835	322
Ceylon . . . . .	63,452	52,489	48,425	66,706	81,891	11,56,532	15,81,676	7,24,983	10,91,829	12,08,210
Straits Settlements (including Labuan) . . . . .	1,819	2,168	2,634	1,242	702	94,662	65,398	60,950	42,041	26,955
Federated Malay States . . . . .	41	..	26	111	27	652	..	282	2,540	405
Hongkong . . . . .	1,078	2,002	2,771	3,248	4,544	61,515	1,17,705	1,45,676	1,57,780	2,05,637
Cape of Good Hope . . . . .	10	7	18	46	29	470	375	855	1,960	1,120
Natal . . . . .	536	787	950	989	776	43,375	41,095	45,011	40,836	25,868
Zanzibar and Pemba . . . . .	15	40	4	..	3	420	1,550	170	..	59
Kenya Colony . . . . .	27	53	64	33	34	1,130	2,410	2,142	1,561	897
Tanganyika Territory . . . . .	17	29	38	19	3	760	1,170	981	717	150
Mauritius and Dependencies . . . . .	6,141	3,385	2,689	3,647	3,834	1,90,861	1,09,880	85,217	1,09,869	89,686
Other British Possessions . . . . .	24	21	3	19	1	771	456	75	585	30
<b>TOTAL BRITISH EMPIRE</b>	<b>73,538</b>	<b>91,077</b>	<b>57,606</b>	<b>76,069</b>	<b>91,788</b>	<b>15,54,628</b>	<b>18,75,120</b>	<b>10,66,372</b>	<b>14,50,053</b>	<b>16,49,239</b>
Germany . . . . .	489	..	..	..	..	2,932	..	..	..	..
Native States in Arabia, other than Maskat Terri- tory and Trucial Oman . . . . .	196	65	65	185	113	9,230	4,470	3,230	4,467	5,100
Siam . . . . .	152	172	184	167	68	6,320	6,100	7,700	5,255	2,330
China (exclusive of Hongkong and Macao) . . . . .	209	600	215	100	54	18,680	33,401	13,453	5,000	2,500
Portuguese East Africa . . . . .	265	508	490	639	566	9,309	15,407	19,125	20,137	15,386
Reunion . . . . .	..	163	15	124	10	..	7,160	450	4,375	400
Other Foreign Countries . . . . .	64	1	13	1	13	1,572	72	350	50	325
<b>TOTAL FOREIGN COUNTRIES</b>	<b>1,375</b>	<b>1,509</b>	<b>932</b>	<b>1,166</b>	<b>810</b>	<b>43,043</b>	<b>66,610</b>	<b>44,308</b>	<b>39,314</b>	<b>26,041</b>
<b>Share of Bengal</b> . . . . .	<b>89</b>	<b>81</b>	<b>..</b>	<b>..</b>	<b>..</b>	<b>3,365</b>	<b>2,520</b>	<b>..</b>	<b>..</b>	<b>..</b>
" Bombay . . . . .	9,721	3,544	6,664	6,364	6,626	2,99,113	2,40,787	2,02,902	3,07,112	1,63,353
" Sind . . . . .	2,414	1,513	2,339	3,797	4,177	1,31,140	81,660	1,27,444	1,79,790	1,98,318
" Madras . . . . .	61,452	79,415	47,199	65,612	80,683	11,02,161	14,78,969	6,77,302	10,62,950	12,72,200
" Burma . . . . .	1,227	3,033	2,336	362	1,121	61,892	1,37,804	1,03,032	39,515	40,909
<b>TOTAL</b>	<b>74,913</b>	<b>92,586</b>	<b>58,588</b>	<b>77,235</b>	<b>92,607</b>	<b>15,97,671</b>	<b>19,41,730</b>	<b>11,10,630</b>	<b>14,89,367</b>	<b>16,75,280</b>
<b>Fish, dry, salted (I. A.)—</b>	<b>Cwts.</b>	<b>Cwts.</b>	<b>Cwts.</b>	<b>Cwts.</b>	<b>Cwts.</b>					
United Kingdom . . . . .	53	17	150	15	31	1,512	650	4,431	793	777
Ceylon . . . . .	236,645	203,078	221,197	184,120	140,135	55,96,546	44,89,091	49,59,101	42,52,151	28,54,775
Straits Settlements (including Labuan) . . . . .	267	2,036	378	715	431	8,871	27,494	12,021	14,865	8,758
Federated Malay States . . . . .	15	29	27	1	..	225	1,350	525	30	..
Hongkong . . . . .	5	4	1	4	63	130	120	25	120	1,465
Kenya Colony . . . . .	..	..	1	202	..	..	..	26	2,888	..
Mauritius and Dependencies . . . . .	18	..	175	7	117	390	..	6,750	150	1,850
Other British Possessions . . . . .	..	19	1	10	..	..	980	50	300	..
<b>TOTAL BRITISH EMPIRE</b>	<b>236,898</b>	<b>205,178</b>	<b>221,930</b>	<b>185,074</b>	<b>140,777</b>	<b>56,07,674</b>	<b>45,19,665</b>	<b>49,81,929</b>	<b>42,71,242</b>	<b>28,67,625</b>
<b>TOTAL FOREIGN COUNTRIES</b>	<b>30</b>	<b>56</b>	<b>29</b>	<b>78</b>	<b>25</b>	<b>840</b>	<b>1,780</b>	<b>1,320</b>	<b>1,587</b>	<b>1,145</b>

No. 14—continued

ARTICLES, AND COUNTRIES OF FINAL DESTINATION; ALSO SHARE OF EACH PROVINCE	QUANTITY					VALUE				
	1927-28	1928-29	1929-30	1930-31	1931-32	1927-28	1928-29	1929-30	1930-31	1931-32
						R	R	R	R	R
<b>Fish (excluding canned fish) —continued</b>										
<i>Fish, dry, salted—contd.</i>	Cwts.	Cwts.	Cwts.	Cwts.	Cwts.					
Share of Bengal . . .	123	149	239	130	67	4,137	4,535	6,926	4,667	2,327
" Bombay . . .	141	291	180	159	135	2,320	6,535	5,916	2,217	2,340
" Sind . . .	25,988	31,516	34,408	33,658	26,074	3,53,312	9,74,308	10,53,109	10,86,633	7,45,090
" Madras . . .	209,348	171,643	186,984	150,724	114,203	47,41,936	35,13,153	33,72,534	31,68,110	21,13,022
" Burma . . .	328	1,735	145	681	323	6,759	22,914	4,765	11,247	6,061
<b>TOTAL</b>	<b>280,928</b>	<b>205,234</b>	<b>221,959</b>	<b>186,152</b>	<b>140,802</b>	<b>56,08,514</b>	<b>45,21,445</b>	<b>49,83,249</b>	<b>42,72,829</b>	<b>28,68,770</b>
<b>Fishmoss and Sharkfins (I. A.)—</b>	Cwts.	Cwts.	Cwts.	Cwts.	Cwts.					
United Kingdom . . .	1,070	1,246	1,220	1,677	845	2,38,777	3,13,778	2,68,377	3,04,270	1,20,481
Ceylon . . .	148	1,159	854	15	75	12,889	45,325	42,118	1,150	4,800
Straits Settlements (including Labuan) . . .	4,065	3,777	2,632	1,823	1,789	3,66,421	3,43,075	2,66,846	1,51,414	1,20,991
Hongkong . . .	5,020	4,536	4,829	4,441	4,824	8,27,469	5,98,141	6,23,086	5,45,821	5,53,264
New South Wales . . .	..	4	..	..	..	..	1,300	..	..	..
Australian Commonwealth (Total) . . .	..	4	..	..	..	..	1,300	..	..	..
Other British Possessions . . .	25	28	17	26	..	1,300	1,722	1,480	1,600	..
<b>TOTAL BRITISH EMPIRE</b>	<b>10,328</b>	<b>10,750</b>	<b>9,562</b>	<b>7,982</b>	<b>7,533</b>	<b>14,41,356</b>	<b>13,03,341</b>	<b>12,03,807</b>	<b>10,04,255</b>	<b>8,14,536</b>
China (exclusive of Hong- kong and Macao) . . .	62	72	28	48	24	6,126	8,902	7,650	8,000	4,000
United States of America— Yld Atlantic Coast . . .	12	..	89	196	..	600	..	5,240	7,350	..
Other Foreign Countries . . .	2	9	10	10	6	50	549	510	500	100
<b>TOTAL FOREIGN COUNTRIES</b>	<b>76</b>	<b>81</b>	<b>127</b>	<b>254</b>	<b>30</b>	<b>6,776</b>	<b>9,451</b>	<b>13,400</b>	<b>16,450</b>	<b>4,100</b>
<b>Share of Bengal</b> . . .	<b>64</b>	<b>62</b>	<b>172</b>	<b>135</b>	<b>196</b>	<b>10,623</b>	<b>10,874</b>	<b>26,963</b>	<b>14,053</b>	<b>22,787</b>
" Bombay . . .	<b>2,989</b>	<b>2,851</b>	<b>2,608</b>	<b>2,340</b>	<b>1,914</b>	<b>5,95,409</b>	<b>3,85,254</b>	<b>3,22,663</b>	<b>3,25,080</b>	<b>2,52,566</b>
" Sind . . .	<b>3,303</b>	<b>2,410</b>	<b>2,608</b>	<b>2,451</b>	<b>2,294</b>	<b>3,31,320</b>	<b>3,49,967</b>	<b>4,09,439</b>	<b>3,16,755</b>	<b>2,62,466</b>
" Madras . . .	<b>2,094</b>	<b>2,841</b>	<b>1,979</b>	<b>1,043</b>	<b>1,233</b>	<b>1,93,087</b>	<b>2,10,321</b>	<b>1,85,833</b>	<b>1,10,965</b>	<b>1,14,239</b>
" Burma . . .	<b>2,464</b>	<b>2,687</b>	<b>2,312</b>	<b>2,259</b>	<b>1,877</b>	<b>3,17,993</b>	<b>3,56,476</b>	<b>2,72,209</b>	<b>2,53,852</b>	<b>1,35,988</b>
<b>TOTAL</b>	<b>10,404</b>	<b>10,881</b>	<b>9,679</b>	<b>8,236</b>	<b>7,563</b>	<b>14,48,132</b>	<b>13,12,792</b>	<b>12,17,207</b>	<b>10,20,705</b>	<b>8,18,686</b>
<b>Fish, wet, salted (ngapi) (I. A.)—</b>	Cwts.	Cwts.	Cwts.	Cwts.	Cwts.					
Ceylon . . .	14,205	8,258	11,301	7,202	9,624	58,246	48,010	69,940	50,382	61,217
Other British Possessions . . .	9	..	..	..	..	855	105	..	..	..
<b>TOTAL BRITISH EMPIRE</b>	<b>14,214</b>	<b>8,258</b>	<b>11,301</b>	<b>7,202</b>	<b>9,624</b>	<b>59,101</b>	<b>48,115</b>	<b>69,940</b>	<b>50,382</b>	<b>61,217</b>
Share of Bengal . . .	..	110	..	..	..	..	1,500	..	..	..
" Madras . . .	<b>14,205</b>	<b>8,148</b>	<b>11,301</b>	<b>7,202</b>	<b>9,624</b>	<b>58,246</b>	<b>46,510</b>	<b>69,940</b>	<b>50,382</b>	<b>61,207</b>
" Burma . . .	9	..	..	..	..	855	105	..	..	10
<b>TOTAL</b>	<b>14,214</b>	<b>8,258</b>	<b>11,301</b>	<b>7,202</b>	<b>9,624</b>	<b>59,101</b>	<b>48,115</b>	<b>69,940</b>	<b>50,382</b>	<b>61,217</b>

GENERAL EXPORTS

( 654 )

INDIAN MERCHANDISE

No. 14—continued

ARTICLES, AND COUNTRIES OF FINAL DESTINATION; ALSO SHARE OF EACH PROVINCE	QUANTITY					VALUE				
	1927-28	1928-29	1929-30	1930-31	1931-32	1927-28	1928-29	1929-30	1930-31	1931-32
						R	R	R	R	R
<b>Fish (excluding canned fish)—continued</b>	Cwts.	Cwts.	Cwts.	Cwts.	Cwts.					
<b>Total Fish (excluding canned fish)—</b>										
United Kingdom . . . . .	1,207	1,364	1,370	1,701	880	2,38,374	3,17,938	2,72,703	3,05,393	1,30,480
Aden and Dependencies . . . . .	34	29	5	19	1	1,325	650	225	585	30
Ceylon . . . . .	314,350	294,979	281,777	258,043	231,665	68,23,713	61,14,100	57,96,142	53,95,512	42,19,002
Straits Settlements (including Labuan) . . . . .	6,159	7,976	5,644	3,730	2,022	4,70,704	4,35,967	3,41,847	2,08,320	1,02,704
Federated Malay States . . . . .	58	33	53	112	27	1,077	1,850	507	2,570	405
Hongkong . . . . .	6,098	6,542	7,601	7,693	9,431	8,89,114	7,15,966	7,68,787	7,03,721	7,00,366
Cape of Good Hope . . . . .	10	7	13	46	29	470	375	855	1,900	1,120
Natal . . . . .	836	787	951	994	776	48,875	41,095	45,061	41,036	25,863
Zanzibar and Pemba . . . . .	20	48	9	2	3	770	2,028	490	600	59
Kenya Colony . . . . .	27	60	70	235	34	1,130	2,926	2,668	4,394	897
Tanganyika Territory . . . . .	17	30	23	29	3	760	1,200	1,491	1,017	150
Mauritius and Dependencies . . . . .	6,154	3,385	2,863	3,073	3,951	1,91,251	1,09,830	90,907	1,10,769	91,536
New South Wales . . . . .	..	4	..	..	..	..	1,300	..	..	..
Australian Commonwealth (Total) . . . . .	..	4	..	..	..	..	1,300	..	..	..
Other British Possessions . . . . .	8	19	..	..	..	196	960	..	..	..
<b>TOTAL BRITISH EMPIRE . . . . .</b>	<b>334,978</b>	<b>315,233</b>	<b>300,389</b>	<b>276,327</b>	<b>249,722</b>	<b>86,62,759</b>	<b>77,46,241</b>	<b>78,22,043</b>	<b>67,75,932</b>	<b>53,02,617</b>
<b>Germany . . . . .</b>	<b>489</b>	<b>..</b>	<b>..</b>	<b>..</b>	<b>..</b>	<b>2,932</b>	<b>..</b>	<b>..</b>	<b>..</b>	<b>..</b>
Native States in Arabia, other than Maskat Territory and Trucial Oman . . . . .	196	94	65	135	118	9,230	5,223	3,230	4,467	5,100
Siam . . . . .	171	173	184	210	69	6,960	6,131	7,700	5,949	2,430
China (exclusive of Hongkong and Macao) . . . . .	271	632	254	143	78	19,306	42,483	21,803	13,600	6,500
Portuguese East Africa . . . . .	272	517	503	649	572	9,379	16,602	19,725	20,637	15,636
Réunion . . . . .	..	163	15	124	10	..	7,160	450	4,375	400
United States of America— Via Atlantic Coast . . . . .	12	..	89	196	..	600	27	5,240	7,350	..
Other Foreign Countries . . . . .	70	17	28	36	32	1,752	1,155	880	973	1,220
<b>TOTAL FOREIGN COUNTRIES . . . . .</b>	<b>1,481</b>	<b>1,646</b>	<b>1,188</b>	<b>1,493</b>	<b>874</b>	<b>50,659</b>	<b>77,541</b>	<b>69,023</b>	<b>67,851</b>	<b>31,286</b>
<b>Share of Bengal . . . . .</b>	<b>276</b>	<b>402</b>	<b>411</b>	<b>265</b>	<b>263</b>	<b>18,125</b>	<b>19,429</b>	<b>33,838</b>	<b>16,620</b>	<b>25,044</b>
"    Bombay . . . . .	12,351	11,636	9,452	9,372	3,676	8,96,342	6,32,576	5,31,481	5,34,409	4,43,759
"    Sind . . . . .	32,205	35,439	39,355	39,306	32,545	13,15,772	14,05,925	16,30,042	16,33,233	12,05,574
"    Madras . . . . .	287,099	261,947	247,463	224,580	205,792	60,95,480	52,48,853	48,05,659	42,92,407	35,61,258
"    Burma . . . . .	4,028	7,435	4,346	3,802	3,321	3,27,199	5,27,299	3,30,006	3,04,614	1,82,963
<b>TOTAL . . . . .</b>	<b>336,459</b>	<b>316,909</b>	<b>301,527</b>	<b>277,825</b>	<b>250,596</b>	<b>87,13,418</b>	<b>78,24,082</b>	<b>78,81,076</b>	<b>68,83,282</b>	<b>54,28,903</b>



No. 14—continued

ARTICLES, AND COUNTRIES OF FINAL DESTINATION; ALSO SHARE OF EACH PROVINCE	QUANTITY					VALUE				
	1927-28	1928-29	1929-30	1930-31	1931-32	1927-28	1928-29	1929-30	1930-31	1931-32
<b>Fodder, Bran, and Pollards (excluding oilcake)—</b>						R	R	R	R	R
<i>Rice bran (II. C)—</i>	Tons	Tons	Tons	Tons	Tons					
United Kingdom . . . . .	176,094	191,734	186,891	166,140	161,036	81,07,480	1,04,82,195	85,11,561	46,60,457	48,15,411
Ceylon . . . . .	998	1,228	1,107	1,390	1,532	35,281	39,624	40,275	42,587	44,702
Straits Settlements (including Labuan) . . . . .	24,225	17,181	29,078	35,905	17,471	11,72,176	8,56,270	13,21,365	9,62,145	3,64,737
Federated Malay States . . . . .	944	384	1,775	12,776	8,653	44,441	24,068	40,291	3,14,865	2,38,897
Hongkong . . . . .	..	161	3,737	17,049	1,145	..	12,000	1,49,577	4,23,461	25,619
Mauritius and Dependencies . . . . .	..	..	37	..	..	..	..	1,742	..	..
Tasmania . . . . .	..	1,390	..	..	..	..	73,482	..	..	..
Australian Commonwealth (Total) . . . . .	..	1,396	..	..	..	..	73,482	..	..	..
<b>TOTAL BRITISH EMPIRE . . . . .</b>	<b>202,261</b>	<b>212,034</b>	<b>222,620</b>	<b>233,200</b>	<b>210,436</b>	<b>93,59,353</b>	<b>1,14,87,595</b>	<b>1,00,73,381</b>	<b>64,03,515</b>	<b>64,89,306</b>
Sweden . . . . .	..	300	..	..	..	..	17,890	..	..	..
Norway . . . . .	550	1,667	450	1,539	2,507	18,662	87,461	14,720	31,271	82,182
Germany . . . . .	30,533	27,157	12,851	11,091	44,278	15,23,384	14,92,927	5,96,171	2,84,431	10,11,461
Netherlands . . . . .	3,405	3,763	1,751	2,250	8,593	1,57,949	1,90,084	70,001	81,057	2,35,584
Belgium . . . . .	350	50	300	200	4,109	15,916	1,867	10,812	3,918	1,01,339
Sumatra . . . . .	997	94	459	906	1,105	45,744	3,701	19,073	23,035	8,542
Siam . . . . .	1,105	1,471	1,702	1,738	1,875	73,645	94,105	1,05,348	70,471	57,765
Japan . . . . .	150	..	..	..	..	5,971	..	..	..	..
Egypt . . . . .	..	..	..	..	1	..	..	..	..	34
<b>TOTAL FOREIGN COUNTRIES . . . . .</b>	<b>37,090</b>	<b>34,502</b>	<b>17,013</b>	<b>18,324</b>	<b>62,523</b>	<b>18,46,271</b>	<b>18,88,036</b>	<b>8,16,125</b>	<b>4,94,783</b>	<b>14,06,897</b>
<i>Share of Bengal</i> . . . . .	..	..	..	..	24	..	..	..	..	659
" <i>Bombay</i> . . . . .	..	12	..	..	..	..	1,600	..	..	..
" <i>Sind</i> . . . . .	..	150	..	..	..	..	8,400	..	..	..
" <i>Madras</i> . . . . .	2,248	9,487	3,798	883	792	34,033	3,07,336	1,83,068	30,230	94,605
" <i>Burma</i> . . . . .	237,103	236,957	235,537	250,791	272,143	1,11,21,546	1,30,59,795	1,07,26,399	63,67,968	69,60,999
<b>TOTAL . . . . .</b>	<b>239,351</b>	<b>246,536</b>	<b>239,633</b>	<b>251,584</b>	<b>272,959</b>	<b>1,12,05,629</b>	<b>1,33,75,631</b>	<b>1,08,89,956</b>	<b>68,98,298</b>	<b>69,86,263</b>
<b>Other sorts of Bran and Pollards (II. C)—</b>	Tons	Tons	Tons	Tons	Tons					
United Kingdom . . . . .	8,258	1,633	4	..	..	4,99,144	1,55,223	373	25	..
Aden and Dependencies . . . . .	757	600	513	583	578	77,804	64,926	67,053	41,065	33,880
Bahrain Islands . . . . .	267	331	322	172	93	23,290	28,537	23,682	12,897	5,640
Ceylon . . . . .	4,948	5,314	4,740	5,594	5,049	4,82,436	4,81,193	4,45,159	3,94,895	3,04,188
Straits Settlements (including Labuan) . . . . .	1,469	650	124	128	131	74,754	39,112	17,519	14,712	10,538
Zanzibar and Pemba . . . . .	3	4	18	11	10	664	747	1,807	1,262	1,297
Anglo Egyptian Sudan . . . . .	..	..	..	..	410	..	..	..	..	26,460
Somaliand Protectorate . . . . .	3	74	38	50	118	300	7,200	3,400	4,800	6,700
Mauritius and Dependencies . . . . .	1,803	775	715	905	248	1,58,577	79,510	74,998	60,907	14,845
Other British Possessions . . . . .	6	1	2	5	1	663	205	492	582	85
<b>TOTAL BRITISH EMPIRE . . . . .</b>	<b>17,514</b>	<b>9,388</b>	<b>6,471</b>	<b>7,440</b>	<b>6,628</b>	<b>13,17,632</b>	<b>8,56,653</b>	<b>6,39,481</b>	<b>5,31,035</b>	<b>4,03,533</b>
Germany . . . . .	10,784	7	102	..	299	4,27,630	666	3,763	144	7,025
Netherlands . . . . .	100	..	..	..	..	5,625	..	..	..	..
Belgium . . . . .	..	..	10	..	..	..	..	1,050	..	..
Mascat Territory and Trucial Oman . . . . .	587	426	303	106	103	54,016	42,454	81,117	7,733	7,779
Other Native States in Arabia . . . . .	545	630	593	459	226	80,258	96,496	76,861	68,508	19,377
Iraq . . . . .	1,997	3	2	98	..	1,75,580	300	200	4,500	..
Suez . . . . .	31	..	..	1	1	1,320	..	90	70	100
Egypt . . . . .	..	79	195	585	..	..	8,163	16,000	46,514	..
Italian East Africa (Somali- land and Ritiro) . . . . .	..	..	49	..	..	..	..	7,200	..	..
French Somaliand . . . . .	..	..	188	..	..	..	..	37,500	..	..

GENERAL EXPORTS

( 656 )

INDIAN MERCHANDISE

No. 14—continued

ARTICLES, AND COUNTRIES OF FINAL DESTINATION: ALSO SHARE OF EACH PROVINCE	QUANTITY					VALUE				
	1927-28	1928-29	1929-30	1930-31	1931-32	1927-28	1928-29	1929-30	1930-31	1931-32
<b>Fodder, Bran, and Pollards (excluding oilcake)—continued</b>						R	R	R	R	R
<i>Other sorts of Bran and Pollards (I. O.)—contd.</i>	Tons	Tons	Tons	Tons	Tons					
Portuguese East Africa . . . . .	8	9	1	..	..	1,325	1,275	220	15	..
Brazil . . . . .	..	..	..	34	..	..	..	..	3,000	..
Other Foreign Countries . . . . .	8	7	2	5	..	1,151	1,159	495	473	..
<b>TOTAL FOREIGN COUNTRIES</b>	<b>14,010</b>	<b>1,101</b>	<b>1,355</b>	<b>1,268</b>	<b>629</b>	<b>7,47,405</b>	<b>1,50,510</b>	<b>1,74,501</b>	<b>131,257</b>	<b>84,261</b>
<i>Share of Bengal</i> . . . . .	3,854	2,947	3,410	1,697	1,994	3,84,410	3,21,946	3,35,529	1,48,740	1,14,364
" <i>Bombay</i> . . . . .	3,195	1,846	1,338	970	368	3,73,630	2,73,770	2,06,827	1,24,482	37,214
" <i>Sind</i> . . . . .	4,179	2,094	1,399	3,373	2,649	3,82,890	2,01,262	1,34,755	3,44,000	1,61,131
" <i>Madras</i> . . . . .	4,114	2,752	1,645	2,602	2,150	2,31,906	1,70,390	1,34,719	1,38,970	1,17,784
" <i>Burma</i> . . . . .	16,182	910	34	75	108	6,92,201	39,795	3,152	6,151	7,381
<b>TOTAL</b>	<b>31,524</b>	<b>10,549</b>	<b>7,826</b>	<b>8,717</b>	<b>7,257</b>	<b>20,65,037</b>	<b>10,07,163</b>	<b>8,13,982</b>	<b>6,62,352</b>	<b>4,37,814</b>
<i>Other sorts of Fodder (I. O.)—</i>	Tons	Tons	Tons	Tons	Tons					
United Kingdom . . . . .	4,018	6	951	301	654	2,37,677	525	39,172	4,245	16,340
Ceylon . . . . .	14	10	272	384	800	1,296	501	40,957	61,810	37,068
Straits Settlements (including Labuan) . . . . .	440	121	129	210	31	49,154	19,895	19,593	20,921	4,818
Hongkong . . . . .	208	..	..	421	..	12,489	40	50	11,600	..
New South Wales . . . . .	24	..	..	..	..	1,177	..	..	..	..
Australian Commonwealth (Total) . . . . .	24	..	..	..	..	1,177	..	..	..	..
Other British Possessions . . . . .	..	1	5	1	..	..	84	599	69	..
<b>TOTAL BRITISH EMPIRE</b>	<b>4,704</b>	<b>138</b>	<b>1,357</b>	<b>1,817</b>	<b>985</b>	<b>3,01,793</b>	<b>20,535</b>	<b>1,00,371</b>	<b>98,136</b>	<b>58,221</b>
Germany . . . . .	2,181	2,314	1,288	232	619	87,278	81,206	51,874	5,821	20,148
Belgium . . . . .	33	..	..	..	..	2,730	..	..	..	..
Philippine Islands and Guam . . . . .	60	45	30	71	70	11,400	7,800	4,800	11,544	11,800
Italian East Africa (Somaliland and Eritrea) . . . . .	..	..	8	..	..	..	..	1,500	..	..
Other Foreign Countries . . . . .	19	8	13	..	..	396	877	659	117	14
<b>TOTAL FOREIGN COUNTRIES</b>	<b>2,293</b>	<b>2,867</b>	<b>1,339</b>	<b>303</b>	<b>689</b>	<b>1,01,804</b>	<b>89,838</b>	<b>58,833</b>	<b>17,482</b>	<b>31,962</b>
<i>Share of Bengal</i> . . . . .	1,953	2,439	2,320	320	1,142	1,34,438	1,08,335	1,38,788	27,352	75,637
" <i>Bombay</i> . . . . .	4	3	10	..	..	200	369	1,574	71	6
" <i>Sind</i> . . . . .	17	4	12	..	..	260	535	610	11	14
" <i>Madras</i> . . . . .	12	6	..	2	..	280	89	..	117	..
" <i>Burma</i> . . . . .	5,003	53	354	798	532	2,68,413	1,090	18,232	18,067	14,636
<b>TOTAL</b>	<b>6,997</b>	<b>2,605</b>	<b>2,696</b>	<b>1,620</b>	<b>1,674</b>	<b>4,08,697</b>	<b>1,10,418</b>	<b>1,59,204</b>	<b>1,15,618</b>	<b>90,163</b>
<i>al Fodder, Bran, and Pollards (excluding oilcake)—</i>	Tons	Tons	Tons	Tons	Tons					
United Kingdom . . . . .	188,370	198,373	187,846	166,441	162,289	88,44,301	1,06,87,948	85,51,106	46,64,727	48,31,751
Aden and Dependencies . . . . .	757	601	513	533	573	77,304	65,010	67,053	41,065	33,830
Bahrain Islands . . . . .	267	331	322	172	93	23,290	28,537	28,682	12,897	5,640
Ceylon . . . . .	5,060	6,552	6,119	7,308	6,881	5,18,993	5,21,318	5,26,391	4,98,792	3,85,908
Straits Settlements (including Labuan) . . . . .	26,134	17,958	29,326	36,243	17,633	12,96,084	9,14,778	18,58,497	9,97,778	3,80,038
Federated Malay States . . . . .	949	884	1,778	12,779	8,653	44,723	24,068	49,716	3,15,045	2,38,897
Hongkong . . . . .	208	161	3,737	17,470	1,145	12,520	12,040	1,49,672	4,35,061	25,619
Zanzibar and Pemba . . . . .	3	4	13	11	10	664	747	1,807	1,262	1,297
Somaliland Protectorate . . . . .	3	74	33	50	113	300	7,200	3,400	4,800	6,700
Anglo Egyptian Sudan . . . . .	..	..	..	..	410	..	..	..	..	26,460
Mauritius and Dependencies . . . . .	1,803	775	754	906	248	1,58,577	79,510	76,912	60,907	14,845
Tasmania . . . . .	..	1,396	..	..	..	..	78,432	..	..	..
New South Wales . . . . .	24	..	..	..	..	1,177	..	..	..	..
Australian Commonwealth (Total) . . . . .	24	1,396	..	..	..	1,177	73,432	..	..	..
Other British Possessions . . . . .	1	1	2	3	1	350	205	447	412	55
<b>TOTAL BRITISH EMPIRE</b>	<b>224,479</b>	<b>221,610</b>	<b>230,443</b>	<b>242,026</b>	<b>213,049</b>	<b>1,09,78,733</b>	<b>1,23,64,788</b>	<b>1,03,13,683</b>	<b>70,32,746</b>	<b>59,51,120</b>
Sweden . . . . .	..	300	..	..	..	..	17,890	..	..	..
Norway . . . . .	550	1,667	450	1,630	2,567	18,662	87,461	14,720	31,271	82,182
Germany . . . . .	43,493	29,478	18,741	11,625	45,191	20,43,292	15,74,799	6,51,313	2,90,896	10,38,624
Netherlands . . . . .	3,505	3,763	1,751	2,250	3,593	1,63,574	1,90,034	70,001	81,957	2,35,584
Belgium . . . . .	333	50	310	200	4,109	18,646	1,867	11,862	3,918	1,01,339

No. 14—continued

ARTICLES, AND COUNTRIES OF FINAL DESTINATION; ALSO SHARE OF EACH PROVINCE	QUANTITY					VALUE				
	1927-28	1928-29	1929-30	1930-31	1931-32	1927-28	1928-29	1929-30	1930-31	1931-32
	Tons	Tons	Tons	Tons	Tons	R	R	R	R	R
<b>Fodder, Bran and Pollards (excluding oilcake)—continued</b>										
<i>Total Fodder, Bran and Pollards (excluding oilcake)—continued</i>										
Maskat Territory and Trucial Oman . . . . .	554	431	315	106	103	54,276	43,054	31,727	7,744	7,793
Other Native States in Arabia	545	630	503	459	226	80,258	96,488	76,861	68,608	19,377
Iraq . . . . .	1,997	3	2	98	..	1,75,580	300	200	4,800	..
Sumatra . . . . .	997	94	459	906	1,105	45,744	3,701	19,073	23,835	8,542
Slam . . . . .	1,136	1,471	1,702	1,739	1,876	75,465	94,106	1,05,433	70,541	57,865
Philippine Islands and Guam	60	45	30	71	70	11,400	7,800	4,800	11,544	11,800
Japan . . . . .	152	3	..	..	..	6,107	455	..	..	..
Egypt . . . . .	..	79	195	565	1	..	8,160	10,000	46,514	34
Portuguese East Africa . . . . .	8	9	1	..	..	1,325	1,275	220	15	..
Italian East Africa (Somal- land and Eritrea) . . . . .	..	..	57	..	..	..	..	8,700	..	..
French Somaliland . . . . .	..	..	188	..	..	..	..	87,500	..	..
Brazil . . . . .	..	..	..	34	..	..	..	..	3,000	..
Other Foreign Countries . . . . .	8	7	3	3	..	1,151	981	544	570	..
<b>TOTAL FOREIGN COUNTRIES</b>	<b>53,893</b>	<b>38,030</b>	<b>19,707</b>	<b>19,895</b>	<b>63,841</b>	<b>26,95,480</b>	<b>21,23,429</b>	<b>10,49,459</b>	<b>643,522</b>	<b>15,03,140</b>
<i>Share of Bengal . . . . .</i>	<i>5,312</i>	<i>5,385</i>	<i>5,730</i>	<i>2,517</i>	<i>3,136</i>	<i>5,18,848</i>	<i>4,30,281</i>	<i>4,74,317</i>	<i>2,40,092</i>	<i>1,89,901</i>
<i>" Bombay . . . . .</i>	<i>3,199</i>	<i>1,861</i>	<i>1,348</i>	<i>970</i>	<i>382</i>	<i>3,73,838</i>	<i>2,75,739</i>	<i>2,07,401</i>	<i>1,24,553</i>	<i>1,37,879</i>
<i>" Sind . . . . .</i>	<i>4,196</i>	<i>2,248</i>	<i>1,411</i>	<i>3,373</i>	<i>2,649</i>	<i>3,33,150</i>	<i>2,03,197</i>	<i>1,35,365</i>	<i>2,44,011</i>	<i>1,61,145</i>
<i>" Madras . . . . .</i>	<i>6,374</i>	<i>12,225</i>	<i>5,441</i>	<i>3,487</i>	<i>2,942</i>	<i>3,16,259</i>	<i>4,78,315</i>	<i>2,97,785</i>	<i>1,09,428</i>	<i>1,42,329</i>
<i>" Barma . . . . .</i>	<i>268,291</i>	<i>237,920</i>	<i>236,225</i>	<i>251,574</i>	<i>272,781</i>	<i>1,20,32,100</i>	<i>1,31,00,680</i>	<i>1,07,48,274</i>	<i>68,92,186</i>	<i>69,83,008</i>
<b>TOTAL</b>	<b>277,872</b>	<b>259,640</b>	<b>250,155</b>	<b>261,921</b>	<b>281,890</b>	<b>1,36,74,263</b>	<b>1,44,93,212</b>	<b>1,18,63,142</b>	<b>76,76,268</b>	<b>75,14,260</b>
<b>Fruits and Vegetables—</b>										
<i>Fresh Fruits and Vege- tables—</i>	<i>No.</i>	<i>No.</i>	<i>No.</i>	<i>No.</i>	<i>No.</i>					
<i>Fresh fruits—</i>										
<i>Coconuts (L. B)—</i>										
Western Australia . . . . .	..	..	5,970	..	..	..	..	1,540	..	..
South Australia (including Northern Territory) . . . . .	..	..	750	..	..	..	..	200	..	..
Australian Commonwealth (Total) . . . . .	..	..	6,720	..	..	..	..	1,740	..	..
Other British Possessions . . . . .	5,605	19,649	4,922	20,856	11,280	336	1,107	255	1,178	841
<b>TOTAL BRITISH EMPIRE</b>	<b>5,605</b>	<b>19,649</b>	<b>11,642</b>	<b>20,856</b>	<b>11,280</b>	<b>336</b>	<b>1,107</b>	<b>1,995</b>	<b>1,178</b>	<b>841</b>
Native States in Arabia other than Maskat Territory and Trucial Oman . . . . .	20,233	7,075	7,650	3,050	2,500	2,055	635	563	213	125
Iraq . . . . .	90,335	88,250	87,050	105,000	10,900	9,568	7,740	8,201	7,810	6,943
Perals . . . . .	23,625	24,290	44,450	26,850	..	1,894	2,152	3,946	1,975	..
Other Foreign Countries . . . . .	20,100	10,325	10,374	12,872	3,500	1,115	660	904	639	278
<b>TOTAL FOREIGN COUNTRIES</b>	<b>154,293</b>	<b>180,540</b>	<b>149,524</b>	<b>1,47,572</b>	<b>115,900</b>	<b>13,627</b>	<b>11,237</b>	<b>13,614</b>	<b>10,137</b>	<b>7,346</b>
<i>Share of Bengal . . . . .</i>	<i>1,300</i>	<i>2,050</i>	<i>3,470</i>	<i>6,700</i>	<i>11,180</i>	<i>140</i>	<i>145</i>	<i>1,323</i>	<i>625</i>	<i>335</i>
<i>" Bombay . . . . .</i>	<i>130,313</i>	<i>117,114</i>	<i>134,422</i>	<i>119,543</i>	<i>104,650</i>	<i>12,312</i>	<i>10,518</i>	<i>12,535</i>	<i>8,391</i>	<i>6,542</i>
<i>" Sind . . . . .</i>	<i>2,460</i>	<i>5,025</i>	<i>11,074</i>	<i>21,600</i>	<i>10,350</i>	<i>235</i>	<i>405</i>	<i>306</i>	<i>1,606</i>	<i>789</i>
<i>" Madras . . . . .</i>	<i>24,825</i>	<i>26,000</i>	<i>7,200</i>	<i>20,380</i>	<i>1,000</i>	<i>1,275</i>	<i>1,275</i>	<i>305</i>	<i>693</i>	<i>30</i>
<b>TOTAL</b>	<b>159,898</b>	<b>150,139</b>	<b>161,166</b>	<b>168,228</b>	<b>127,180</b>	<b>13,993</b>	<b>12,344</b>	<b>15,609</b>	<b>11,315</b>	<b>8,187</b>
Others (L. B)— United Kingdom . . . . .	..	..	..	..	..	7,776	7,156	6,910	5,998	4,663
Aden and Dependencies . . . . .	..	..	..	..	..	32,598	28,076	29,018	26,734	25,593

GENERAL EXPORTS

( 658 )

INDIAN MERCHANDISE

No. 14—continued

ARTICLES, AND COUNTRIES OF FINAL DESTINATION; ALSO SHARE OF EACH PROVINCE	QUANTITY					VALUE				
	1927-28	1928-29	1929-30	1930-31	1931-32	1927-28	1928-29	1929-30	1930-31	1931-32
<b>Fruits and Vegetables—</b> <i>continued</i>										
<i>Fresh Fruits and Vegetables</i> <i>—continued</i>						R	R	R	R	R
<i>Fresh fruits—continued</i>										
Others (L. B)— <i>continued</i>										
Bahrain Islands . . . . .	—	—	—	—	—	1,487	668	1,948	1,074	5,209
Ceylon . . . . .	—	—	—	—	—	83,828	31,623	41,525	18,636	19,721
Straits Settlements (including Labuan) . . . . .	—	—	—	—	—	1,24,849	29,112	57,204	31,977	14,277
Federated Malay States . . . . .	—	—	—	—	—	6,102	5,225	5,032	5,385	2,784
Kenya Colony . . . . .	—	—	—	—	—	893	3,600	1,010	570	658
Anglo-Egyptian Sudan . . . . .	—	—	—	—	—	2,430	1,390	1,882	..	1,555
Other British Possessions . . . . .	—	—	—	—	—	1,474	1,301	541	1,163	461
<b>TOTAL BRITISH EMPIRE</b>	—	—	—	—	—	2,61,427	1,08,151	1,45,970	86,486	75,011
Russia— Northern Russia . . . . .	—	—	—	—	—	—	—	1,565	..	..
France . . . . .	—	—	—	—	—	2,814	3,982	2,175	1,705	2,193
Mascat Territory and Trucial Oman . . . . .	—	—	—	—	—	1,914	4,051	648	2,311	6,464
Other Native States in Arabia	—	—	—	—	—	709	4,295	2,287	1,181	950
Iraq . . . . .	—	—	—	—	—	38,057	43,527	72,243	48,068	38,973
Peria . . . . .	—	—	—	—	—	4,678	4,900	5,787	4,853	2,551
Henjam Island . . . . .	—	—	—	—	—	25,452	28,811	23,209	27,692	23,314
Java . . . . .	—	—	—	—	—	..	1,625	..	..	..
Other Foreign Countries . . . . .	—	—	—	—	—	397	1,310	679	847	569
<b>TOTAL FOREIGN COUNTRIES</b>	—	—	—	—	—	74,021	97,501	1,08,593	86,059	75,514
<i>Share of Bengal</i> . . . . .	—	—	—	—	—	14,392	2,639	14,268	2,998	1,640
“ Bombay . . . . .	—	—	—	—	—	1,21,398	1,41,742	1,53,552	1,23,520	1,14,976
“ Sind . . . . .	—	—	—	—	—	2,609	447	1,537	1,333	1,005
“ Madras . . . . .	—	—	—	—	—	1,91,102	50,488	82,266	44,476	32,501
“ Burma . . . . .	—	—	—	—	—	5,447	3,286	2,341	213	403
<b>TOTAL</b>	—	—	—	—	—	3,35,448	2,06,652	2,54,563	1,72,545	1,50,525
<i>Fresh vegetables of all kinds—</i>										
Onions (L. B)— United Kingdom . . . . .	Cwts.	Cwts.	Cwts.	Cwts.	Cwts.	..	..	..	..	1,625
Aden and Dependencies . . . . .	543	230	1,010	1,140	2,372	4,148	2,060	7,350	7,736	15,833
Bahrain Islands . . . . .	219	246	77	133	..	1,079	1,237	350	500	..
Ceylon . . . . .	516,060	501,560	533,972	515,796	468,317	18,77,749	23,15,026	17,93,923	20,56,771	12,10,870
Straits Settlements (including Labuan) . . . . .	389,560	393,243	270,319	241,457	291,322	18,65,945	17,51,090	12,16,483	10,40,323	11,07,644
Federated Malay States . . . . .	23,227	25,320	24,227	27,439	27,066	1,15,260	1,23,534	1,19,710	1,35,703	1,29,033
Hongkong . . . . .	9,660	31,060	15,524	3,399	6,274	33,902	1,25,906	62,460	14,337	21,709
Zanzibar and Pemba . . . . .	7,148	5,433	5,346	5,032	6,276	49,587	43,307	42,566	35,660	40,257
Kenya Colony . . . . .	4,178	3,404	3,013	2,603	2,779	32,375	27,142	25,032	20,259	24,923
Tanganyika Territory . . . . .	1,558	1,775	1,547	1,950	1,631	12,948	14,603	10,539	13,158	10,595
Uganda Protectorate . . . . .	125	..	..	..	..	1,250	..	..	..	..
Mauritius and Dependencies . . . . .	3,397	1,523	1,539	2,659	2,509	32,461	3,006	10,102	15,494	15,830
Seychelles . . . . .	1,158	1,303	1,336	1,270	1,073	7,500	8,157	7,232	5,970	4,744
Other British Possessions . . . . .	94	119	60	21	58	515	394	276	93	217
<b>TOTAL BRITISH EMPIRE</b>	957,487	965,776	853,670	803,503	810,052	40,39,719	43,37,772	32,96,022	33,46,519	26,42,940
Italy . . . . .	1,206	..	..	..	..	5,300	..	..	..	..
Mascat Territory and Trucial Oman . . . . .	549	453	716	336	230	3,290	3,030	4,450	1,330	1,096
Other Native States in Arabia . . . . .	635	271	610	67	905	3,176	2,478	3,020	317	5,204
Iraq . . . . .	9,919	873	30	724	362	67,431	4,466	150	3,859	1,600
Peria . . . . .	493	1,630	1,171	627	..	2,530	5,971	6,323	2,762	..
Philippine Islands and Guam . . . . .	..	..	360	..	..	..	..	1,500	..	..
Japan . . . . .	..	..	3,340	..	..	..	..	13,393	..	..
Portuguese East Africa . . . . .	2,347	3,640	3,308	1,532	3,150	15,222	23,367	19,915	9,260	15,000
Madagascar . . . . .	40	75	..	217	150	195	325	..	1,100	600
Other Foreign Countries . . . . .	121	409	53	109	25	1,041	2,125	300	567	218
<b>TOTAL FOREIGN COUNTRIES</b>	15,313	7,356	9,590	3,632	4,352	93,185	47,262	49,051	19,195	23,713
<i>Share of Bengal</i> . . . . .	317	1,634	360	218	493	6,439	12,108	1,500	1,307	2,638
“ Bombay . . . . .	282,319	301,051	205,135	185,543	154,555	13,61,666	12,63,346	3,43,749	7,27,122	5,79,303
“ Sind . . . . .	2,739	1,600	1,550	2,190	1,303	15,759	8,670	3,431	3,972	5,122
“ Madras . . . . .	636,263	663,311	661,313	613,220	653,553	27,53,343	30,30,360	24,33,313	25,27,300	20,73,945
“ Burma . . . . .	12	6	3	1	..	142	50	25	12	..
<b>TOTAL</b>	972,800	973,132	863,260	807,170	814,404	41,37,904	43,75,034	33,45,073	33,65,714	26,66,653

No. 14—continued

ARTICLES, AND COUNTRIES OF FINAL DESTINATION; ALSO SHARE OF EACH PROVINCE	QUANTITY					VALUE				
	1927-28	1928-29	1929-30	1930-31	1931-32	1927-28	1928-29	1929-30	1930-31	1931-32
<b>Fruits and Vegetables—</b> <i>continued</i>										
<b>Fresh Fruits and Vegetables</b> <i>—continued</i>										
<i>Fresh vegetables of all kinds</i> <i>—continued</i>										
Other kinds (I. B)—										
United Kingdom . . . . .	—	—	—	—	—	171	2,218	37	455	150
Aden and Dependencies . . . . .	—	—	—	—	—	433	1,293	1,110	186	605
Bahrein Islands . . . . .	—	—	—	—	—	8,564	5,835	7,118	2,503	2,501
Maldives . . . . .	—	—	—	—	—	443	211	522	22	3,160
Ceylon Straits Settlements (including Labuan) . . . . .	—	—	—	—	—	8,13,569	6,23,438	6,61,560	4,26,507	4,21,000
Federated Malay States . . . . .	—	—	—	—	—	29,069	18,339	8,570	4,434	17,540
Natal . . . . .	—	—	—	—	—	6,950	1,650	1,234	726	3,702
Kenya Colony . . . . .	—	—	—	—	—	232	..	272	..	1,600
Mauritius and Dependencies . . . . .	—	—	—	—	—	1,010	1,723	1,271	1,544	836
Seychelles . . . . .	—	—	—	—	—	12,913	6,849	1,399	4,335	660
Fiji Islands . . . . .	—	—	—	—	—	265	1,130	1,000	1,240	..
Other British Possessions . . . . .	—	—	—	—	—	..	604	2,780	..	..
<b>TOTAL BRITISH EMPIRE</b>	—	—	—	—	—	320	433	1,422	967	1,845
Maskat Territory and Trucial Oman . . . . .	—	—	—	—	—	8,78,989	6,68,753	6,78,354	4,43,188	4,54,220
Other Native States in Arabia	—	—	—	—	—	2,614	3,533	3,735	3,147	3,343
Iraq . . . . .	—	—	—	—	—	4,786	3,955	420	1,551	590
Persia . . . . .	—	—	—	—	—	1,36,449	55,470	74,226	59,119	54,016
Hendjam Island . . . . .	—	—	—	—	—	16,815	7,631	18,461	4,777	32
Philippine Islands and Guam . . . . .	—	—	—	—	—	16,796	12,993	6,164	10,190	5,457
Japan . . . . .	—	—	—	—	—	..	..	62	1,200	..
United States of America and Atlantic Coast . . . . .	—	—	—	—	—	1,945	..	..	..	..
Other Foreign Countries . . . . .	—	—	—	—	—	..	..	..	..	6,736
<b>TOTAL FOREIGN COUNTRIES</b>	—	—	—	—	—	368	257	175	242	155
<b>TOTAL</b>	—	—	—	—	—	1,70,773	83,839	98,243	80,226	71,229
Share of Bengal . . . . .	—	—	—	—	—	51,242	74,709	10,799	32,165	9,624
" Bombay . . . . .	—	—	—	—	—	1,26,928	1,09,310	50,586	31,131	27,086
" Sind . . . . .	—	—	—	—	—	1,98,229	47,516	99,374	1,11,093	90,899
" Madras . . . . .	—	—	—	—	—	6,58,254	5,16,359	6,13,327	3,48,935	3,69,302
" Burma . . . . .	—	—	—	—	—	19,059	4,698	2,020	100	22,038
<b>TOTAL</b>	—	—	—	—	—	10,53,712	7,52,592	7,70,597	5,23,414	5,25,449
<b>Total Value of Fresh Fruits and Vegetables—</b>										
United Kingdom . . . . .	—	—	—	—	—	7,953	9,404	6,947	6,941	7,183
Aden and Dependencies . . . . .	—	—	—	—	—	87,179	32,329	33,378	34,656	41,581
Bahrein Islands . . . . .	—	—	—	—	—	11,275	8,767	9,528	4,252	7,806
Maldives . . . . .	—	—	—	—	—	908	570	798	118	3,383
Ceylon Straits Settlements (including Labuan) . . . . .	—	—	—	—	—	27,75,146	23,75,087	24,87,017	24,96,914	16,52,200
Federated Malay States . . . . .	—	—	—	—	—	20,19,863	17,08,541	12,82,257	10,76,739	11,99,467
Hongkong . . . . .	—	—	—	—	—	1,23,312	1,25,409	1,26,020	1,41,769	1,35,569
Natal . . . . .	—	—	—	—	—	39,675	1,23,020	62,783	14,878	21,920
Zanzibar and Pemba . . . . .	—	—	—	—	—	232	536	272	560	1,600
Kenya Colony . . . . .	—	—	—	—	—	50,162	44,247	43,220	36,555	40,429
Tanganyika Territory . . . . .	—	—	—	—	—	34,233	32,465	27,313	22,373	26,417
Uganda Protectorate . . . . .	—	—	—	—	—	13,078	15,143	10,351	13,308	10,998
Anglo-Egyptian Sudan . . . . .	—	—	—	—	—	1,250	..	..	..	..
Mauritius and Dependencies . . . . .	—	—	—	—	—	2,480	1,390	1,832	100	1,555
Seychelles . . . . .	—	—	—	—	—	45,374	16,764	11,501	20,029	16,530
Western Australia South Australia (including Northern Territory) . . . . .	—	—	—	—	—	7,835	9,363	3,272	7,219	4,334
Victoria . . . . .	—	—	—	—	—	..	..	1,540	..	..
New South Wales . . . . .	—	—	—	—	—	18	13	213	13	12
<b>Australian Commonwealth   (Total)</b> . . . . .	—	—	—	—	—	6	6	6	6	966
Fiji Islands . . . . .	—	—	—	—	—	6	6	26	6	26
Other British Possessions . . . . .	—	—	—	—	—	30	24	1,790	30	1,004
<b>TOTAL BRITISH EMPIRE</b>	—	—	—	—	—	..	604	2,780	..	..
<b>TOTAL</b>	—	—	—	—	—	231	131	1,520	475	436
<b>TOTAL BRITISH EMPIRE</b>	—	—	—	—	—	51,75,421	51,06,733	41,22,341	38,77,371	31,73,012

GENERAL EXPORTS

( 660 )

INDIAN MERCHANDISE

No. 14—continued

ARTICLES, AND COUNTRIES OF FINAL DESTINATION; ALSO SHARE OF EACH PROVINCE	QUANTITY					VALUE				
	1927-28	1928-29	1929-30	1930-31	1931-32	1927-28	1928-29	1929-30	1930-31	1931-32
						R	R	R	R	R
<b>Fruits and Vegetables—</b>										
<i>continued</i>										
<i>Fresh Fruits and Vegetables</i>										
<i>—concluded</i>										
<i>Total Value of Fresh Fruits</i>										
<i>and Vegetables—continued</i>										
<i>Russia—</i>										
Northern Russia . . . . .	—	—	—	—	—	..	..	1,565	..	..
France . . . . .	—	—	—	—	—	2,814	4,757	2,175	1,705	2,218
Italy . . . . .	—	—	—	—	—	5,475	..	..	1	..
Mascat Territory and Trucial Oman . . . . .	—	—	—	—	—	8,126	11,234	9,212	7,244	11,146
Other Native States in Arabia	—	—	—	—	—	10,726	11,413	9,290	3,262	6,869
Iraq . . . . .	—	—	—	—	—	2,50,500	1,16,203	1,54,820	1,18,356	1,02,432
Persia . . . . .	—	—	—	—	—	25,917	20,654	29,517	14,369	2,553
Henjam Island . . . . .	—	—	—	—	—	42,455	42,273	29,648	37,822	29,271
Java . . . . .	—	—	—	—	—	..	1,625	..	..	18
Siara . . . . .	—	—	—	—	—	142	70	25	173	59
Philippine Islands and Guam	—	—	—	—	—	..	..	1,562	1,200	..
China (exclusive of Hongkong and Macao) . . . . .	—	—	—	—	—	6	131	70	162	6
Japan . . . . .	—	—	—	—	—	1,945	..	13,393	415	..
Portuguese East Africa . . . . .	—	—	—	—	—	15,472	29,087	20,090	9,260	15,000
United States of America— Via Atlantic Coast . . . . .	—	—	—	—	—	5	200	..	..	6,736
Other Foreign Countries . . . . .	—	—	—	—	—	2,023	2,192	1,184	1,643	1,469
<b>TOTAL FOREIGN COUNTRIES</b>	—	—	—	—	—	3,65,606	2,39,839	2,69,501	1,96,017	1,77,807
<i>Share of Bengal . . . . .</i>	—	—	—	—	—	72,763	96,651	28,981	37,696	14,787
“ Bombay . . . . .	—	—	—	—	—	16,22,304	15,24,916	10,65,472	3,90,154	7,28,507
“ Sind . . . . .	—	—	—	—	—	2,16,832	67,038	1,10,788	1,33,010	97,806
“ Madras . . . . .	—	—	—	—	—	36,04,480	36,58,983	31,82,215	30,21,904	24,31,278
“ Burma . . . . .	—	—	—	—	—	24,648	8,034	4,386	325	28,441
<b>TOTAL</b>	—	—	—	—	—	55,41,027	53,45,622	43,91,842	40,72,988	33,50,819
<b>Fruits and vegetables : dried, salted or preserved—</b>										
All sorts (I. B)—	Tons	Tons	Tons	Tons	Tons					
United Kingdom . . . . .	279	188	524	556	238	1,98,750	1,30,188	4,05,931	2,00,837	1,29,883
Palestine . . . . .	20	1	17	11	4	4,440	250	3,704	1,275	764
Aden and Dependencies . . . . .	183	141	164	125	148	53,058	58,120	52,582	38,116	41,643
Bahrain Islands . . . . .	76	102	159	85	22	15,786	27,186	32,610	7,989	3,730
Maldives . . . . .	1	..	3	2	5	202	202	1,975	240	1,410
Ceylon . . . . .	3,646	3,361	3,497	1,860	2,010	6,76,585	6,47,657	5,06,909	2,55,795	2,34,322
Straits Settlements (including Labuan) . . . . .	3,240	1,852	1,130	657	1,236	6,59,365	3,31,983	2,06,636	1,16,923	2,12,298
Federated Malay States . . . . .	412	360	236	205	301	83,398	59,180	49,563	38,762	53,203
Hongkong . . . . .	129	217	44	29	76	86,585	1,44,205	31,553	17,904	41,686
Cape of Good Hope . . . . .	4	11	12	5	10	939	2,320	2,072	911	1,027
Natal . . . . .	237	183	304	227	201	39,900	32,875	37,732	26,770	22,136
Zanzibar and Pemba . . . . .	16	17	27	15	17	12,980	14,379	14,745	8,843	10,754
Kenya Colony . . . . .	16	10	14	11	14	12,850	6,036	8,447	6,342	6,898
Tanganyika Territory . . . . .	1	4	..	2	3	763	2,365	1,074	2,207	2,400
Anglo-Egyptian Sudan . . . . .	21	18	21	17	14	7,206	7,258	5,370	4,956	4,105
Mauritius and Dependencies	82	90	86	56	68	15,922	16,437	15,939	5,414	12,106
Seychelles . . . . .	2	3	3	4	6	1,735	1,275	1,465	1,510	1,862
Canada—										
Via Atlantic Coast . . . . .	..	2	..	4	1	..	2,800	..	3,271	625
“ Pacific “ . . . . .	..	..	1	2	..	18	1,225	1,870	3,750	..
Western Australia . . . . .	..	..	1	..	..	108	..	900	..	..
Victoria . . . . .	1	1	1	1	1	177	200	250	187	137
Tasmania . . . . .	..	11	12	..	..	..	11,931	20,800	..	..
New South Wales . . . . .	12	34	21	4	17	2,471	7,346	5,101	638	2,775
Australian Commonwealth (Total) . . . . .	13	46	35	5	18	2,756	19,477	26,911	305	2,912
Fiji Islands . . . . .	23	52	20	76	36	4,924	11,062	4,660	7,833	3,376
Other British Possessions . . . . .	3	..	1	1	1	705	225	493	330	570

No. 14—continued

ARTICLES, AND COUNTRIES OF FINAL DESTINATION; ALSO SHARE OF EACH PROVINCE	QUANTITY					VALUE				
	1927-28	1928-29	1929-30	1930-31	1931-32	1927-28	1928-29	1929-30	1930-31	1931-32
	Tons	Tons	Tons	Tons	Tons	R	R	R	R	R
<b>Fruits and Vegetables— continued</b>										
<i>Fruits and vegetables: dried, salted or preserved—contd.</i>										
<i>All sorts (I. B)—continued</i>										
Netherlands . . . . .	110	17	21	16	15	27,945	3,621	2,962	3,469	2,335
Belgium . . . . .	89	44	70	23	28	85,712	40,178	66,768	24,674	30,700
France . . . . .	467	292	384	428	311	2,88,176	2,42,974	3,02,802	2,76,459	3,16,966
Spain . . . . .	71	..	2	1	..	7,100	..	1,600	1,000	..
Italy . . . . .	542	474	674	389	344	1,39,294	1,01,758	1,77,861	71,808	53,970
Turkey, European . . . . .	..	1	12	..	4	..	224	3,700	..	700
Turkey, Asiatic . . . . .	11	1	..	5	..	1,594	280	..	800	..
Syria . . . . .	76	81	79	47	112	23,903	27,899	23,067	8,668	20,051
Alaskan Territory and Trucial Oman . . . . .	520	381	295	231	109	1,10,107	82,244	57,950	35,373	21,513
Other Native States in Arabia	294	258	305	248	294	76,374	73,627	73,746	49,397	46,406
Iraq . . . . .	1,301	1,128	1,274	898	757	2,91,125	2,42,446	2,48,024	1,43,209	1,14,885
Persia . . . . .	308	376	311	182	104	71,515	85,275	67,044	28,705	13,980
Java . . . . .	4	1	..	..	..	2,580	1,205	315	380	275
Siam . . . . .	1	..	10	1	3	975	634	2,388	1,091	2,744
China (exclusive of Hong- kong and Macao) . . . . .	..	1	2	4	..	110	766	2,122	293	738
Japan . . . . .	3	12	4	4	..	1,800	5,016	745	1,464	113
Egypt . . . . .	996	964	856	901	406	1,67,638	1,79,233	1,73,823	1,51,277	66,040
Portuguese East Africa . . . . .	9	3	7	13	9	3,356	2,040	3,887	3,422	3,720
Italian East Africa (Somal- land and Eritrea) . . . . .	10	35	21	19	24	3,853	18,015	7,521	6,970	5,094
French Somaliland . . . . .	1	7	11	4	2	400	2,175	3,230	1,300	700
United States of America— Via Atlantic Coast . . . . .	1,233	1,093	1,227	1,001	2,843	10,81,881	14,79,623	17,20,857	20,22,400	38,13,366
" Pacific . . . . .	25	39	94	146	210	32,010	56,842	1,40,307	2,16,718	3,20,603
Argentine Republic (includ- ing the Atlantic Coast of Patagonia) . . . . .	1	..	..	..	1	1,508	..	..	..	..
Other Foreign Countries . . . . .	..	..	..	4	1	74	427	332	357	334
<b>TOTAL FOREIGN COUNTRIES</b>	<b>6,262</b>	<b>5,494</b>	<b>6,004</b>	<b>5,392</b>	<b>5,684</b>	<b>31,22,193</b>	<b>27,40,995</b>	<b>32,57,543</b>	<b>31,49,030</b>	<b>43,93,561</b>
<i>Share of Bengal</i> . . . . .	<i>2,599</i>	<i>3,220</i>	<i>3,199</i>	<i>1,942</i>	<i>1,881</i>	<i>5,24,958</i>	<i>6,73,667</i>	<i>5,21,000</i>	<i>2,58,450</i>	<i>2,49,965</i>
" <i>Bombay</i> . . . . .	<i>1,790</i>	<i>1,282</i>	<i>2,014</i>	<i>1,190</i>	<i>1,261</i>	<i>7,07,368</i>	<i>5,09,916</i>	<i>7,23,470</i>	<i>3,73,526</i>	<i>3,53,382</i>
" <i>Sind</i> . . . . .	<i>38</i>	<i>29</i>	<i>24</i>	<i>46</i>	<i>35</i>	<i>3,800</i>	<i>6,998</i>	<i>5,563</i>	<i>7,538</i>	<i>4,996</i>
" <i>Madras</i> . . . . .	<i>9,747</i>	<i>5,354</i>	<i>6,485</i>	<i>5,503</i>	<i>6,915</i>	<i>36,55,334</i>	<i>28,01,333</i>	<i>33,39,435</i>	<i>31,59,376</i>	<i>50,42,981</i>
" <i>Burma</i> . . . . .	<i>631</i>	<i>1,764</i>	<i>530</i>	<i>661</i>	<i>241</i>	<i>1,04,809</i>	<i>2,72,742</i>	<i>85,221</i>	<i>1,02,453</i>	<i>29,603</i>
<b>TOTAL</b>	<b>14,765</b>	<b>12,149</b>	<b>12,302</b>	<b>9,347</b>	<b>10,333</b>	<b>50,01,069</b>	<b>42,69,609</b>	<b>46,69,739</b>	<b>39,01,848</b>	<b>56,80,827</b>
<i>Total Value of Fruits and Vegetables—</i>										
United Kingdom . . . . .	—	—	—	—	—	2,06,708	1,39,592	4,12,878	2,07,776	1,37,071
Palestine . . . . .	—	—	—	—	—	4,440	275	3,704	1,275	764
Aden and Dependencies . . . . .	—	—	—	—	—	90,237	90,458	90,900	72,772	83,224
Bahrain Islands . . . . .	—	—	—	—	—	27,061	35,953	42,133	12,241	11,536
Maldives . . . . .	—	—	—	—	—	1,170	772	2,773	353	4,793
Ceylon . . . . .	—	—	—	—	—	34,51,781	35,22,744	29,93,926	27,52,709	18,86,523
Straits Settlements (including Labuan) . . . . .	—	—	—	—	—	26,79,228	21,30,524	14,83,393	11,95,662	14,11,765
Federated Malay States . . . . .	—	—	—	—	—	2,11,710	1,94,539	1,75,594	1,80,531	1,88,778
Hongkong . . . . .	—	—	—	—	—	1,26,280	2,70,225	94,236	32,732	63,606
Cape of Good Hope . . . . .	—	—	—	—	—	989	2,320	2,132	611	1,027
Natal . . . . .	—	—	—	—	—	40,141	33,411	38,054	27,330	23,786
Zanzibar and Pemba . . . . .	—	—	—	—	—	63,142	58,026	57,965	45,363	51,133
Kenya Colony . . . . .	—	—	—	—	—	47,118	40,501	35,760	23,715	33,315
Tanganyika Territory . . . . .	—	—	—	—	—	18,841	17,508	11,725	16,015	13,393
Uganda Protectorate . . . . .	—	—	—	—	—	1,250	..	..	..	..
Anglo-Egyptian Sudan . . . . .	—	—	—	—	—	9,688	8,648	7,152	5,056	5,600
Mauritius and Dependencies . . . . .	—	—	—	—	—	61,296	32,191	27,440	25,473	23,686
Seychelles . . . . .	—	—	—	—	—	9,620	10,637	9,737	8,729	6,196
Canada— Via Atlantic Coast . . . . .	—	—	—	—	—	..	2,800	..	3,271	625
" Pacific . . . . .	—	—	—	—	—	18	1,225	1,870	3,760	..
British West India Islands . . . . .	—	—	—	—	—	280	150	1,032	14	20
Western Australia . . . . .	—	—	—	—	—	108	..	2,440	..	..

GENERAL EXPORTS

( 662 )

INDIAN MERCHANDISE

No. 14—continued

ARTICLES AND COUNTRIES OF FINAL DESTINATION; ALSO SHARE OF EACH PROVINCE	QUANTITY					VALUE				
	1927-28	1928-29	1929-30	1930-31	1931-32	1927-28	1928-29	1929-30	1930-31	1931-32
						R	R	R	R	R
<b>Fruits and Vegetables— concluded</b>										
<i>Total value of Fruits and Vegetables—continued</i>										
South Australia (including Northern Territory)	—	—	—	—	—	18	12	218	18	12
Victoria . . . . .	—	—	—	—	—	183	206	256	143	1,108
Tasmania . . . . .	—	—	—	—	—	..	11,931	20,600	..	..
New South Wales . . . . .	—	—	—	—	—	2,477	7,322	5,187	674	2,801
Australian Commonwealth (Total) . . . . .	—	—	—	—	—	2,786	19,501	28,701	335	3,216
Fiji Islands . . . . .	—	—	—	—	—	4,924	12,566	7,440	7,833	3,376
Other British Possessions . . . . .	—	—	—	—	—	711	181	377	791	1,086
<b>TOTAL BRITISH EMPIRE</b>	—	—	—	—	—	<b>70,54,297</b>	<b>66,25,397</b>	<b>55,34,537</b>	<b>46,30,189</b>	<b>39,59,273</b>
Russia—										
Northern Russia . . . . .	—	—	—	—	—	..	..	1,565	..	..
Denmark . . . . .	—	—	—	—	—	..	..	1,250	831	6,118
Germany . . . . .	—	—	—	—	—	1,54,129	1,09,048	1,76,848	95,792	53,239
Netherlands . . . . .	—	—	—	—	—	27,945	3,621	2,992	3,469	2,335
Belgium . . . . .	—	—	—	—	—	35,714	40,704	66,770	24,677	30,859
France . . . . .	—	—	—	—	—	2,90,990	2,47,731	3,04,977	2,31,164	3,19,124
Spain . . . . .	—	—	—	—	—	7,100	..	1,600	1,030	..
Italy . . . . .	—	—	—	—	—	1,44,769	1,01,758	1,77,861	71,304	53,970
Turkey, European . . . . .	—	—	—	—	—	..	224	3,100	..	700
Turkey, Asiatic . . . . .	—	—	—	—	—	1,594	230	..	800	..
Syria . . . . .	—	—	—	—	—	23,905	27,399	23,067	8,887	20,051
Maskat Territory and Trucial Oman . . . . .	—	—	—	—	—	1,13,233	93,473	67,162	42,617	32,659
Other Native States in Arabia	—	—	—	—	—	87,100	85,040	60,036	52,659	53,275
Iraq . . . . .	—	—	—	—	—	5,41,625	3,58,649	4,02,844	2,61,565	2,17,317
Peria . . . . .	—	—	—	—	—	97,432	1,05,929	97,561	43,074	16,563
Benjam Island . . . . .	—	—	—	—	—	42,455	42,450	29,660	37,322	29,271
Java . . . . .	—	—	—	—	—	2,580	2,330	315	380	293
Siara . . . . .	—	—	—	—	—	1,117	704	2,413	1,264	2,303
Philippine Islands and Guam	—	—	—	—	—	15	..	1,562	1,200	..
China (exclusive of Hong- kong and Macao) . . . . .	—	—	—	—	—	125	397	2,192	455	744
Japan . . . . .	—	—	—	—	—	3,745	5,016	14,138	1,379	113
Egypt . . . . .	—	—	—	—	—	1,63,501	1,79,275	1,73,479	1,51,346	65,083
Portuguese East Africa . . . . .	—	—	—	—	—	13,323	31,127	23,977	12,632	13,720
Italian East Africa (Somal- land and Eritrea) . . . . .	—	—	—	—	—	3,373	13,744	7,911	7,360	5,429
French Somaliland . . . . .	—	—	—	—	—	400	2,175	3,310	1,300	970
United States of America— Via Atlantic Coast . . . . .	—	—	—	—	—	16,81,836	14,79,323	17,20,357	20,22,400	33,20,102
" Pacific	—	—	—	—	—	32,010	56,842	1,40,307	2,16,713	3,20,603
Argentine Republic (includ- ing the Atlantic Coast of Patagonia) . . . . .	—	—	—	—	—	1,506	..	..	..	..
Other Foreign Countries . . . . .	—	—	—	—	—	422	595	320	1,472	977
<b>TOTAL FOREIGN COUNTRIES</b>	—	—	—	—	—	<b>34,37,799</b>	<b>29,39,334</b>	<b>35,27,044</b>	<b>33,44,647</b>	<b>50,72,363</b>
Share of Bengal . . . . .	—	—	—	—	—	5,97,721	7,75,313	5,49,931	3,95,045	2,64,752
" Bombay . . . . .	—	—	—	—	—	23,39,672	20,34,332	17,93,943	12,63,630	10,31,339
" Sind . . . . .	—	—	—	—	—	2,35,632	64,034	1,16,351	1,30,543	1,02,302
" Madras . . . . .	—	—	—	—	—	72,69,314	64,60,271	65,11,700	61,31,730	76,24,359
" Burma . . . . .	—	—	—	—	—	1,29,357	2,30,776	39,607	1,02,733	57,944
<b>TOTAL</b>	—	—	—	—	—	<b>1,05,42,096</b>	<b>96,15,231</b>	<b>90,61,531</b>	<b>79,74,836</b>	<b>90,31,646</b>
<b>FURNITURE AND CABINETWARE (III. G)—</b>										
United Kingdom . . . . .	—	—	—	—	—	1,11,737	1,00,011	1,15,410	33,502	93,784
Gibraltar . . . . .	—	—	—	—	—	1,400	600	700	610	950
Palestine . . . . .	—	—	—	—	—	..	..	..	1,000	..
Malta and Gozo . . . . .	—	—	—	—	—	..	2,700	360	..	..
Aden and Dependencies . . . . .	—	—	—	—	—	5,931	3,153	2,800	1,301	1,042
Bahrain Islands . . . . .	—	—	—	—	—	9,082	5,303	4,639	1,300	350
Maldives . . . . .	—	—	—	—	—	1,213	335	1,157	639	722
Ceylon . . . . .	—	—	—	—	—	12,530	16,773	25,044	19,251	9,033
Straits Settlements (including Labuan) . . . . .	—	—	—	—	—	5,601	1,075	1,351	1,331	645



No. 14—continued

ARTICLES, AND COUNTRIES OF FINAL DESTINATION; ALSO SHARE OF EACH PROVINCE, &c	QUANTITY -					VALUE				
	1927-28	1928-29	1929-30	1930-31	1931-32	1927-28	1928-29	1929-30	1930-31	1931-32
	R	R	R	R	R	R	R	R	R	R
<b>Furniture and Cabinetware (III. G)—continued</b>										
Hongkong . . . . .	—	—	—	—	—	687	235	1,506	188	1,750
Cape of Good Hope . . . . .	—	—	—	—	—	300	3,300	920	100	..
Natal . . . . .	—	—	—	—	—	360	710	2,500	42	2,615
Zanzibar and Pemba . . . . .	—	—	—	—	—	7,055	4,858	2,647	2,555	1,400
Kenya Colony . . . . .	—	—	—	—	—	32,819	33,494	22,463	23,405	4,709
Tanganyika Territory . . . . .	—	—	—	—	—	4,848	5,200	10,495	4,075	400
Mauritius and Dependencies . . . . .	—	—	—	—	—	1,870	1,205	497	350	1,100
Seychelles . . . . .	—	—	—	—	—	250	905	1,170	590	100
Canada—										
<i>Via Atlantic Coast.</i> . . . .	—	—	—	—	—	..	1,485	4,502	5,550	1,060
<i>" Pacific "</i> . . . . .	—	—	—	—	—	880	817	343	123	..
British West India Islands . . . . .	—	—	—	—	—	476	353	750	1,014	2,490
South Australia (including Northern Territory) . . . . .	—	—	—	—	—	300	1,200	..	..	270
Victoria . . . . .	—	—	—	—	—	4,838	4,690	2,683	77	28
New South Wales . . . . .	—	—	—	—	—	670	216	475	2,063	40
Queensland . . . . .	—	—	—	—	—	..	100	45	15	..
<i>Australian Commonwealth   (Total)</i> . . . . .	—	—	—	—	—	5,806	6,336	3,203	2,155	338
New Zealand (including Nauru and Br. Samoa) . . . . .	—	—	—	—	—	848	2,185	2,298	984	55
Fiji Islands . . . . .	—	—	—	—	—	1,054	3,063	850	50	1,800
Other British Possessions . . . . .	—	—	—	—	—	1,214	385	533	635	899
<b>TOTAL BRITISH EMPIRE</b> . . . . .	—	—	—	—	—	2,06,611	1,91,996	2,09,247	1,51,892	1,25,237
Denmark . . . . .	—	—	—	—	—	..	450	1,180	167	307
Sweden . . . . .	—	—	—	—	—	1,094	365	830	923	1,507
Germany . . . . .	—	—	—	—	—	2,963	2,120	2,705	1,325	3,444
Netherlands . . . . .	—	—	—	—	—	1,700	1,441	1,770	510	25
Belgium . . . . .	—	—	—	—	—	..	1,060	333	1,207	235
France . . . . .	—	—	—	—	—	6,935	4,319	1,414	2,450	1,533
Portugal . . . . .	—	—	—	—	—	..	1,000	..	..	..
Spain . . . . .	—	—	—	—	—	..	250	..	..	..046
Switzerland . . . . .	—	—	—	—	—	190	1,090	14,317	570	662
Italy . . . . .	—	—	—	—	—	33,243	4,944	5,332	3,461	940
Austria . . . . .	—	—	—	—	—	2,181	..	..	..	75
Mascat Territory and Trucial Oman . . . . .	—	—	—	—	—	6,402	1,398	3,175	2,414	2,451
Other Native States in Arabia . . . . .	—	—	—	—	—	8,182	9,944	8,624	5,877	2,769
Iraq . . . . .	—	—	—	—	—	37,880	3,407	7,859	12,263	4,794
Persia . . . . .	—	—	—	—	—	95,625	26,385	61,933	1,19,945	1,301
Java . . . . .	—	—	—	—	—	1,900	1,177	520	675	70
Siam . . . . .	—	—	—	—	—	1,696	100	73	..	..
Philippine Islands and Guam China (exclusive of Hong- kong and Macao) . . . . .	—	—	—	—	—	260	650	1,135	10	400
Japan . . . . .	—	—	—	—	—	275	345	675	2,232	1,443
Egypt . . . . .	—	—	—	—	—	850	150	50	110	180
Portuguese East Africa . . . . .	—	—	—	—	—	1,265	900	1,020	460	110
Italian East Africa (Somal- land and Eritrea) . . . . .	—	—	—	—	—	1,970	3,740	6,303	6,330	1,060
Madagascar . . . . .	—	—	—	—	—	2,355	1,275	1,447	1,190	350
United States of America— <i>Via Atlantic Coast</i> . . . . .	—	—	—	—	—	384	2,165	..	..	..
<i>" Pacific "</i> . . . . .	—	—	—	—	—	14,407	20,260	41,777	33,790	13,195
Dutch West Indies . . . . .	—	—	—	—	—	2,512	651	4,850	1,562	310
Panama . . . . .	—	—	—	—	—	..	1,150	50	..	..
Brazil . . . . .	—	—	—	—	—	175	500	..	200	1,600
Other Foreign Countries . . . . .	—	—	—	—	—	2,618	..	..	..	..
<b>TOTAL FOREIGN COUNTRIES</b> . . . . .	—	—	—	—	—	2,465	1,475	2,720	844	1,363
<b>TOTAL</b> . . . . .	—	—	—	—	—	2,80,127	94,301	1,70,850	2,04,142	44,120
Shares of Bengal . . . . .	—	—	—	—	—	22,306	14,351	15,610	13,361	11,089
Bombay . . . . .	—	—	—	—	—	3,15,812	1,94,247	2,44,621	2,71,663	1,06,307
Sind . . . . .	—	—	—	—	—	33,877	37,413	46,247	26,144	9,650
Madras . . . . .	—	—	—	—	—	44,504	41,960	63,144	32,397	37,213
Birma . . . . .	—	—	—	—	—	14,739	11,326	6,375	13,599	14,739
<b>TOTAL</b> . . . . .	—	—	—	—	—	4,36,738	2,80,297	3,79,897	3,56,034	1,69,507

GENERAL EXPORTS  
INDIAN MERCHANDISE

( 664 )

No. 14—continued

ARTICLES, AND COUNTRIES OF FINAL DESTINATION ; ALSO SHARE OF EACH PROVINCE	QUANTITY					VALUE				
	1927-28	1928-29	1929-30	1930-31	1931-32	1927-28	1928-29	1929-30	1930-31	1931-32
<b>Glass and Glassware (III. H)—</b>						R	R	R	R	R
United Kingdom . . . . .	—	—	—	—	—	4,885	4,840	858	4,205	2,468
Aden and Dependencies . . . . .	—	—	—	—	—	4,945	4,210	3,310	3,229	4,015
Bahrain Islands . . . . .	—	—	—	—	—	5,030	3,075	2,105	1,130	1,650
Ceylon . . . . .	—	—	—	—	—	23,344	10,235	16,441	10,434	6,150
Straits Settlements (including Labuan) . . . . .	—	—	—	—	—	2,932	4,533	5,345	4,421	1,603
Federated Malay States . . . . .	—	—	—	—	—	4,049	1,447	3,700	4,135	2,645
Zanzibar and Pemba . . . . .	—	—	—	—	—	4,625	1,475	4,088	4,895	1,840
Kenya Colony . . . . .	—	—	—	—	—	13,053	9,381	7,750	8,517	2,577
Tanganyika Territory . . . . .	—	—	—	—	—	5,690	3,565	3,430	1,450	1,525
Anglo-Egyptian Sudan . . . . .	—	—	—	—	—	975	1,350	700	300	—
Mauritius and Dependencies . . . . .	—	—	—	—	—	9,775	3,362	420	2,746	8,886
Fiji Islands . . . . .	—	—	—	—	—	225	2,647	6,898	570	1,145
Other British Possessions . . . . .	—	—	—	—	—	600	2,419	1,415	1,395	776
<b>TOTAL BRITISH EMPIRE</b>	—	—	—	—	—	<b>79,788</b>	<b>53,089</b>	<b>55,455</b>	<b>47,537</b>	<b>35,370</b>
Maskat Territory and Trucial Oman . . . . .	—	—	—	—	—	1,905	4,670	3,535	1,250	1,075
Other Native States in Arabia . . . . .	—	—	—	—	—	10,700	9,940	8,320	3,065	2,663
Iraq . . . . .	—	—	—	—	—	22,781	23,707	10,525	2,565	2,935
Peria . . . . .	—	—	—	—	—	42,004	35,542	23,358	3,853	1,505
China (exclusive of Hong- kong and Macao) . . . . .	—	—	—	—	—	4,529	—	—	—	—
Portuguese East Africa . . . . .	—	—	—	—	—	3,975	1,260	1,985	655	1,360
Italian East Africa (Soma- land and Eritrea) . . . . .	—	—	—	—	—	500	1,425	35	650	300
Other Foreign Countries . . . . .	—	—	—	—	—	474	130	250	1,617	792
<b>TOTAL FOREIGN COUNTRIES</b>	—	—	—	—	—	<b>87,418</b>	<b>76,674</b>	<b>48,003</b>	<b>13,655</b>	<b>10,630</b>
<b>Share of Bengal</b>	—	—	—	—	—	3,313	5,371	3,301	2,535	2,390
"    Bombay . . . . .	—	—	—	—	—	1,31,826	1,13,627	70,566	40,452	31,994
"    Sind . . . . .	—	—	—	—	—	100	460	145	100	100
"    Madras . . . . .	—	—	—	—	—	24,571	14,135	22,266	13,089	10,441
"    Burma . . . . .	—	—	—	—	—	6,891	620	2,135	16	1,075
<b>TOTAL</b>	—	—	—	—	—	<b>1,67,206</b>	<b>1,34,713</b>	<b>1,03,463</b>	<b>61,192</b>	<b>46,000</b>
<b>Grain, Pulse, and Flour—</b>										
<b>Barley (I. O)—</b>	Tons	Tons	Tons	Tons	Tons					
United Kingdom . . . . .	38,412	26,332	4,350	893	21,697	40,02,957	31,76,236	5,79,462	74,379	13,02,146
Aden and Dependencies . . . . .	44	29	14	20	15	4,848	3,785	2,058	3,391	2,386
Bahrain Islands . . . . .	23	—	—	—	—	3,164	—	—	—	—
Ceylon . . . . .	111	114	98	52	64	16,618	18,682	15,519	5,262	5,191
Straits Settlements (includ- ing Labuan) . . . . .	2	9	5	—	2	915	2,239	900	164	130
Hongkong . . . . .	15	74	22	—	—	3,075	11,602	3,300	—	—
Zanzibar and Pemba . . . . .	6	19	2	—	—	1,519	3,335	822	303	291
Other British Possessions . . . . .	—	—	—	1	—	205	859	148	302	12
<b>TOTAL BRITISH EMPIRE</b>	<b>33,613</b>	<b>27,077</b>	<b>4,991</b>	<b>975</b>	<b>21,778</b>	<b>40,38,301</b>	<b>32,10,616</b>	<b>6,02,699</b>	<b>83,805</b>	<b>13,10,711</b>

No. 14—continued

ARTICLES, AND COUNTRIES OF FINAL DESTINATION; ALSO SHARE OF EACH PROVINCE	QUANTITY					VALUE				
	1927-28	1928-29	1929-30	1930-31	1931-32	1927-28	1928-29	1929-30	1930-31	1931-32
						R	R	R	R	R
<b>Grain, Pulse, and Flour</b> —continued										
<i>Barley (I. O.)—continued</i>										
Germany . . . . .	Tons 24,523	Tons 84,726	Tons ..	Tons ..	Tons 1,189	28,64,853	1,01,67,401	..	..	74,352
Netherlands . . . . .	3,056	13,402	..	..	700	3,59,792	15,92,376	..	..	47,430
Belgium . . . . .	7,552	11,648	198	..	3,909	9,02,985	13,80,689	23,706	..	1,86,836
France . . . . .	1,045	40	..	..	..	1,26,575	5,928	..	..	..
Italy . . . . .	60	49	..	..	..	7,200	5,928	..	..	..
Maskat Territory and Trucial Oman . . . . .	660	670	283	41	59	79,410	81,224	34,766	4,622	4,730
Other Native States in Arabia . . . . .	1,047	139	4	14	10	1,47,092	15,231	422	2,175	743
Egypt . . . . .	20	..	..	..	..	8,206	..	..	..	..
Italian East Africa (includ- ing Somaliland and Britrea)	16	11	21	60	..	1,668	1,167	2,270	6,418	..
French Somaliland . . . . .	32	75	70	43	30	4,009	9,019	7,719	4,471	1,817
Other Foreign Countries . . . . .	4	1	..	1	1	483	440	172	208	167
<b>TOTAL FOREIGN COUNTRIES</b>	<b>38,015</b>	<b>110,770</b>	<b>576</b>	<b>159</b>	<b>5,038</b>	<b>45,02,262</b>	<b>1,32,05,443</b>	<b>68,936</b>	<b>17,294</b>	<b>3,16,075</b>
<i>Share of Bengal</i>	<i>1,962</i>	<i>7,064</i>	<i>60</i>	<i>4</i>	<i>61</i>	<i>2,21,597</i>	<i>7,49,763</i>	<i>10,138</i>	<i>841</i>	<i>4,120</i>
“ Bombay . . . . .	764	2,370	40	1	66	1,15,269	4,36,734	3,508	658	10,676
“ Sind . . . . .	68,902	127,913	5,467	1,129	26,740	31,96,609	1,52,95,501	6,53,044	1,00,301	16,11,991
“ Madras . . . . .	..	..	..	..	..	28	13	10	..	..
“ Burma . . . . .	..	..	..	..	..	150	..	..	..	..
<b>TOTAL</b>	<b>71,628</b>	<b>137,847</b>	<b>5,567</b>	<b>1,184</b>	<b>26,806</b>	<b>85,35,568</b>	<b>1,04,82,061</b>	<b>6,71,694</b>	<b>1,01,700</b>	<b>16,26,786</b>
<b>Jowar and Bajra (I. O.)—</b>										
United Kingdom . . . . .	Tons ..	Tons ..	Tons ..	Tons ..	Tons 051	..	..	16	6	62,764
Aden and Dependencies . . . . .	5,592	10,418	4,289	1,756	2,286	9,90,900	17,74,037	7,60,191	2,52,425	2,70,368
Bahrain Islands . . . . .	3	6	2	..	2	458	1,005	470	9	203
Ceylon . . . . .	56	47	65	129	57	6,772	7,183	11,247	15,647	6,062
Straits Settlements (includ- ing Labuan) . . . . .	38	36	62	61	33	6,344	6,450	12,312	11,869	6,300
Natal . . . . .	..	..	..	66	..	172	427	387	7,462	275
Zanzibar and Pemba . . . . .	82	63	88	100	101	21,282	16,749	23,324	26,005	23,252
Kenya Colony . . . . .	108	110	150	142	179	23,809	29,148	37,465	37,065	41,058
Tanganyika Territory . . . . .	11	11	11	18	18	3,025	2,887	3,009	4,930	4,797
Anglo-Egyptian Sudan . . . . .	1,818	..	..	..	3,950	3,09,161	55	170	180	2,04,332
Somaliland Protectorate . . . . .	..	182	69	22	40	..	30,076	12,920	3,720	4,185
Other British Possessions . . . . .	1	2	1	7	4	838	438	579	1,730	793
<b>TOTAL BRITISH EMPIRE</b>	<b>7,703</b>	<b>10,875</b>	<b>4,737</b>	<b>2,301</b>	<b>7,621</b>	<b>13,67,761</b>	<b>18,68,455</b>	<b>8,62,590</b>	<b>8,61,049</b>	<b>7,23,994</b>
Germany . . . . .	1	35	16	184	13,404	125	5,034	2,760	9,795	11,86,445
Netherlands . . . . .	..	..	..	1,026	24,207	..	..	..	58,026	15,39,013
Belgium . . . . .	..	..	..	..	1,904	..	..	3	..	1,32,237
Italy . . . . .	10	40	65	25	57	1,300	3,500	9,076	3,410	4,816
Syria . . . . .	..	15	..	..	..	..	2,600	..	..	..
Maskat Territory and Trucial Oman . . . . .	532	452	517	277	532	72,707	63,177	83,508	40,338	48,151
Other Native States in Arabia	9,231	12,118	4,346	2,538	3,926	14,73,887	18,95,329	6,63,268	3,17,529	3,90,552
Persia . . . . .	78	192	181	5	44	8,825	27,531	23,936	700	5,870
Egypt . . . . .	195	..	44	..	..	22,844	..	6,600	16	..
Portuguese East Africa . . . . .	6	5	5	6	9	1,219	1,163	1,041	1,620	2,373
Italian East Africa (Somali- land and Eritrea) . . . . .	3,084	13,392	4,544	91	1,389	4,93,229	20,32,175	6,89,932	12,975	1,66,846
French Somaliland . . . . .	273	5,330	1,111	93	410	44,023	7,23,922	1,69,641	14,703	47,148
Abyssinia . . . . .	..	7	..	..	..	..	1,000	..	..	..
United States of America— Via Atlantic Coast . . . . .	..	..	..	..	..	..	..	12	..	20
“ Pacific “ . . . . .	..	7	..	..	..	..	1,000	..	..	..
Other Foreign Countries . . . . .	2	3	..	1	..	510	454	148	404	250
<b>TOTAL FOREIGN COUNTRIES</b>	<b>13,412</b>	<b>31,591</b>	<b>10,729</b>	<b>4,246</b>	<b>50,332</b>	<b>21,13,674</b>	<b>43,24,998</b>	<b>16,49,975</b>	<b>4,55,113</b>	<b>36,24,921</b>

GENERAL EXPORTS

( 666 )

INDIAN MERCHANDISE

No. 14—continued

ARTICLES, AND COUNTRIES OF FINAL DESTINATION; ALSO SHARE OF EACH PROVINCE	QUANTITY					VALUE				
	1927-28	1928-29	1929-30	1930-31	1931-32	1927-28	1928-29	1929-30	1930-31	1931-32
<b>Grain, Pulse, and Flour</b> —continued	Tons	Tons	Tons	Tons	Tons	Rs	Rs	Rs	Rs	Rs
<b>Jowar and Bajra (I. O)</b> —continued.										
Share of Bengal . . .	3	1	1	1,152	698	666	192	156	60,706	36,423
" Bombay . . .	18,363	42,031	14,939	5,022	55,336	32,10,279	66,39,373	24,45,119	7,14,697	40,61,344
" Sind . . .	2,243	431	515	367	2,469	2,74,432	53,468	65,546	40,004	1,50,848
" Madras . . .	6	3	11	6	..	1,053	420	1,744	756	..
<b>TOTAL</b>	<b>21,115</b>	<b>42,466</b>	<b>16,466</b>	<b>6,547</b>	<b>58,503</b>	<b>34,86,435</b>	<b>66,98,453</b>	<b>25,12,565</b>	<b>8,16,162</b>	<b>42,48,615</b>
<b>Waxes (I. O)</b> —	Tons	Tons	Tons	Tons	Tons					
United Kingdom . . .	5,902	449	316	..	..	6,67,090	48,235	19,942	..	..
Aden and Dependencies . . .	4	31	15	8	25	714	4,560	2,100	890	3,555
Straits Settlements (including Labuan) . . .	11	10	18	17	18	2,465	2,571	3,104	1,932	2,365
Seychelles . . .	3	42	40	30	4	600	8,534	7,926	5,335	590
Other British Possessions . . .	1	1	14	5	10	390	238	850	537	1,482
<b>TOTAL BRITISH EMPIRE</b>	<b>5,927</b>	<b>538</b>	<b>398</b>	<b>60</b>	<b>57</b>	<b>6,71,259</b>	<b>64,133</b>	<b>33,922</b>	<b>8,694</b>	<b>7,992</b>
Netherlands . . .	940	1,910	..	..	..	94,095	1,01,488	..	..	..
Belgium . . .	1,242	1,373	..	..	..	1,34,255	1,50,208	..	..	..
France . . .	598	1,298	..	..	..	61,768	1,37,027	..	..	..
Italy . . .	698	12,013	..	..	..	69,305	13,04,978	..	..	..
Maskat Territory and Trucial Oman . . .	13	34	12	13	7	1,664	2,931	1,502	1,225	547
Other Native States in Arabia . . .	23	42	44	1	23	4,610	9,073	7,176	144	2,253
Italian East Africa (Somaliland and Eritrea) . . .	58	121	24	..	..	7,750	20,470	3,967	..	23
Other Foreign Countries . . .	2	11	4	2	1	206	995	858	414	236
<b>TOTAL FOREIGN COUNTRIES</b>	<b>3,569</b>	<b>16,807</b>	<b>84</b>	<b>16</b>	<b>31</b>	<b>3,73,648</b>	<b>18,17,173</b>	<b>13,498</b>	<b>1,783</b>	<b>3,058</b>
Share of Bengal . . .	12	10	9	23	19	2,765	2,611	2,449	2,489	3,363
" Bombay . . .	88	305	123	41	53	13,754	49,690	21,470	6,634	7,016
" Sind . . .	9,396	16,959	15	13	11	10,28,398	18,22,490	1,951	1,304	787
" Madras . . .	..	..	..	..	..	..	97	..	..	..
" Burma . . .	..	66	335	..	5	..	6,413	21,550	..	400
<b>TOTAL</b>	<b>9,406</b>	<b>17,340</b>	<b>432</b>	<b>76</b>	<b>88</b>	<b>10,44,907</b>	<b>18,81,306</b>	<b>47,420</b>	<b>10,477</b>	<b>11,050</b>
<b>Oats (I. O)</b> —	Tons	Tons	Tons	Tons	Tons					
Ceylon . . .	630	602	361	62	170	1,21,334	1,00,828	69,893	10,710	25,705
Straits Settlements (including Labuan) . . .	15	27	9	3	6	2,925	4,595	2,000	560	670
Hongkong . . .	..	62	..	..	..	..	9,990	..	..	..
Mauritius and Dependencies . . .	..	52	..	5	..	..	6,298	..	1,650	..
Other British Possessions . . .	..	2	..	..	..	..	609	..	..	150
<b>TOTAL BRITISH EMPIRE</b>	<b>645</b>	<b>745</b>	<b>370</b>	<b>70</b>	<b>176</b>	<b>1,24,259</b>	<b>1,22,320</b>	<b>71,393</b>	<b>12,920</b>	<b>26,525</b>
<b>TOTAL FOREIGN COUNTRIES</b>	<b>..</b>	<b>3</b>	<b>1</b>	<b>3</b>	<b>..</b>	<b>70</b>	<b>497</b>	<b>185</b>	<b>320</b>	<b>100</b>

No. 14—continued

ARTICLES, AND COUNTRIES OF FINAL DESTINATION; ALSO SHARE OF EACH PROVINCE	QUANTITY					VALUE				
	1927-28	1928-29	1929-30	1930-31	1931-32	1927-28	1928-29	1929-30	1930-31	1931-32
<b>Grain, Pulse, and Flour</b> —continued <i>Dats (I. O.)—continued</i>										
	Tons	Tons	Tons	Tons	Tons	R	R	R	R	R
<i>Share of Bengal</i> . . . . .	643	729	368	54	176	1,23,819	1,18,760	71,143	9,040	26,378
“ <i>Bombay</i> . . . . .	2	9	3	19	..	510	2,457	435	4,200	250
“ <i>Sind</i> . . . . .	..	10	..	..	..	..	1,600	..	..	..
<b>TOTAL</b> . . . . .	645	748	371	73	176	1,24,329	1,22,817	71,578	13,240	26,628
<b>Pulse—</b>										
<b>Beans (I. O.)—</b>	Tons	Tons	Tons	Tons	Tons					
United Kingdom . . . . .	8,997	5,639	6,666	4,048	7,166	7,51,784	7,05,838	11,41,786	2,04,854	8,95,789
Aden and Dependencies . . . . .	11	1	4	4	4	2,202	1,546	1,433	971	1,113
Bahrain Islands . . . . .	5	..	..	..	..	1,300	..	..	..	..
Ceylon . . . . .	938	1,025	755	992	735	1,56,658	1,39,212	1,16,254	1,17,631	74,340
Straits Settlements (including Labuan) . . . . .	1,001	823	833	836	707	1,68,262	1,23,196	1,36,627	1,19,127	76,559
Federated Malay States . . . . .	179	193	208	211	198	33,966	32,390	36,954	35,292	23,254
Hongkong . . . . .	77	651	375	677	974	10,307	65,697	45,285	56,493	45,863
Natal . . . . .	7	8	37	8	9	2,530	2,154	6,875	2,228	2,160
Zanzibar and Pemba . . . . .	106	105	33	12	32	27,123	26,732	9,201	2,376	7,463
Kenya Colony . . . . .	7	15	39	12	9	2,021	3,374	10,560	2,748	2,015
Mauritius and Dependencies . . . . .	9	4	55	3	4	2,230	1,387	8,131	940	1,009
Canada— Via Atlantic Coast . . . . .	..	..	25	..	..	..	..	4,545	..	..
Western Australia . . . . .	11	19	73	17	43	1,174	2,967	12,502	1,571	2,402
South Australia (including Northern Territory) . . . . .	83	8	25	21	10	8,994	1,845	3,967	2,133	548
Victoria . . . . .	112	33	131	65	125	13,470	4,620	33,954	6,769	9,037
New South Wales . . . . .	146	70	315	71	109	15,455	9,717	60,415	6,973	7,239
Queensland . . . . .	45	15	82	20	15	5,575	2,432	14,338	2,208	630
<i>Australian Commonwealth (Total)</i> . . . . .	327	150	676	194	302	44,668	20,981	1,25,236	19,654	19,956
New Zealand (including Nauru and British Samoa) . . . . .	89	42	124	119	100	10,708	5,454	24,699	14,127	8,260
Other British Possessions . . . . .	2	3	4	..	..	626	939	1,637	1,064	676
<b>TOTAL BRITISH EMPIRE</b> . . . . .	11,819	8,659	9,834	7,111	10,240	12,29,330	11,31,400	16,68,323	6,67,605	6,68,447
Germany . . . . .	..	..	..	25	..	..	..	..	2,435	..
Netherlands . . . . .	..	25	..	..	..	..	2,556	..	..	..
Belgium . . . . .	..	600	50	..	..	..	1,11,027	8,441	..	10
France . . . . .	25	..	..	..	..	2,597	2	..	..	..
Italy . . . . .	..	..	25	5	..	..	..	5,631	870	..
Hungary . . . . .	..	50	..	..	..	..	4,464	..	..	..
Mascat Territory and Trucial Oman . . . . .	9	3	7	1	2	2,137	490	1,732	150	300
Other Native States in Arabia . . . . .	..	7	1	..	2	50	2,000	225	75	378
Sumatra . . . . .	..	10	..	..	..	..	1,104	..	..	..
Siam . . . . .	..	..	1	10	4	..	..	225	3,925	600
China (exclusive of Hong- kong and Macao) . . . . .	1	10	1	2	..	250	1,274	460	304	..
Korea . . . . .	..	..	10	..	..	..	..	1,217	..	..
Japan . . . . .	29,948	26,143	31,723	14,506	23,522	26,32,724	32,09,234	26,23,709	10,45,703	11,71,492
Egypt . . . . .	..	23	47	..	..	154	5,235	12,530	..	..
Portuguese East Africa . . . . .	171	7	14	12	16	17,220	1,842	4,605	3,843	4,267
Argentine Republic (includ- ing the Atlantic Coast of Patagonia) . . . . .	..	..	200	..	..	..	..	25,650	..	..
Other Foreign Countries . . . . .	4	8	7	3	..	1,290	1,496	1,435	575	63
<b>TOTAL FOREIGN COUNTRIES</b> . . . . .	30,158	26,885	32,035	14,564	23,546	26,56,422	33,40,724	26,85,960	10,56,880	11,77,175
<i>Share of Bengal</i> . . . . .	1	..	1	..	1	350	..	612	60	165
“ <i>Bombay</i> . . . . .	199	199	225	144	37	50,980	49,273	53,934	33,317	21,274
“ <i>Sind</i> . . . . .	..	..	..	..	1	..	..	..	..	112
“ <i>Madras</i> . . . . .	1	1	..	..	..	156	156	..	..	..
“ <i>Burma</i> . . . . .	41,776	35,353	31,693	21,531	33,697	38,34,366	44,32,695	42,94,737	16,90,508	18,14,071
<b>TOTAL</b> . . . . .	41,977	35,544	31,919	21,675	33,736	38,35,762	44,72,124	48,54,233	17,24,385	18,35,622
<b>Grains (I. O.)—</b>	Tons	Tons	Tons	Tons	Tons					
United Kingdom . . . . .	100	201	..	70	..	12,754	24,190	1	7,104	772
Aden and Dependencies . . . . .	490	361	339	400	195	84,244	75,412	55,391	65,453	24,113
Bahrain Islands . . . . .	37	66	45	20	4	13,743	12,983	9,227	3,163	504

GENERAL EXPORTS

( 668 )

INDIAN MERCHANDISE

No. 14—continued

ARTICLES, AND COUNTRIES OF FINAL DESTINATION; ALSO SHARE OF EACH PROVINCE	QUANTITY					VALUE				
	1927-28	1928-29	1929-30	1930-31	1931-32	1927-28	1928-29	1929-30	1930-31	1931-32
<b>Grain, Pulse, and Flour—continued</b>										
<i>Pulse—continued</i>										
<i>Grain (I. O.)—continued</i>										
Ceylon	3,364	3,209	2,930	3,015	3,317	5,72,425	5,74,340	5,28,236	4,79,110	4,13,498
Straits Settlements (including Labuan)	1,867	1,526	1,540	1,154	1,111	2,80,446	2,46,732	2,63,693	1,53,491	1,24,925
Federated Malay States	227	283	311	270	268	30,885	43,226	47,014	33,258	22,229
Hongkong	48	59	61	75	76	8,180	11,712	10,022	8,030	5,779
Cape of Good Hope	2	3	4	2	..	400	890	1,845	543	542
Natal	146	176	152	132	151	47,086	57,109	50,156	40,925	40,988
Zanzibar and Pemba	138	113	130	105	99	39,119	30,838	31,835	28,583	24,465
Kenya Colony	194	182	185	201	202	51,847	49,658	49,574	51,079	47,950
Tanganyika Territory	62	59	53	60	50	17,782	15,631	15,130	16,222	12,458
Somaland Protectorate	180	169	206	215	245	28,028	35,600	42,785	40,562	48,602
Mauritius and Dependencies	1,355	770	660	452	437	1,64,550	1,03,085	1,02,167	62,671	40,621
Victoria	..	7	..	..	..	..	2,100	..	..	..
<i>Australian Commonwealth (Total)</i>	..	7	..	..	..	..	2,100	..	..	..
Fiji Islands	9	21	20	13	15	1,512	3,968	4,070	2,555	2,109
Other British Possessions	3	3	4	5	2	1,374	1,042	1,515	1,198	707
<b>TOTAL BRITISH EMPIRE</b>	<b>8,272</b>	<b>7,208</b>	<b>6,639</b>	<b>6,189</b>	<b>6,172</b>	<b>13,54,440</b>	<b>12,93,496</b>	<b>12,02,711</b>	<b>9,93,651</b>	<b>8,09,580</b>
Belgium	..	50	..	..	..	6	5,953	32	72	72
France	2,473	1,609	75	945	6,168	3,17,398	2,01,295	10,944	98,800	5,45,598
Serb-Croat Slovene State	..	..	..	..	6	..	..	..	..	1,300
Maskat Territory and Trucial Oman	160	91	93	122	80	21,075	13,026	12,059	15,617	8,316
Other Native States in Arabia	376	251	389	240	250	66,280	48,465	63,683	40,130	30,960
Iraq	34	23	18	13	29	5,654	4,442	3,540	2,680	5,380
Perak	132	61	28	7	..	22,336	11,769	4,730	1,170	..
Sumatra	..	19	..	..	..	..	1,870	..	..	8
Siam	14	24	20	13	24	3,678	5,923	4,798	4,839	3,417
Egypt	6,059	4,571	4,202	4,343	3,109	9,49,416	7,95,792	8,08,937	5,93,474	2,78,025
Portuguese East Africa	31	37	38	45	48	9,663	11,623	12,423	13,549	13,147
Réunion	2	2	2	2	2	1,090	845	700	805	375
Italian East Africa (Somaland and Eritrea)	10	2	1	3	1	2,100	680	217	378	235
Other Foreign Countries	4	13	12	6	1	1,174	3,409	2,767	1,885	609
<b>TOTAL FOREIGN COUNTRIES</b>	<b>9,295</b>	<b>6,761</b>	<b>4,878</b>	<b>5,743</b>	<b>9,718</b>	<b>14,01,174</b>	<b>11,00,092</b>	<b>9,24,880</b>	<b>7,73,399</b>	<b>8,82,451</b>
<i>Share of Bengal</i>	<i>230</i>	<i>174</i>	<i>346</i>	<i>317</i>	<i>186</i>	<i>41,109</i>	<i>36,062</i>	<i>58,396</i>	<i>43,797</i>	<i>21,219</i>
" Bombay	3,184	3,444	2,505	2,527	2,233	7,34,963	8,00,287	6,15,178	5,92,466	5,05,072
" Sind	10,705	7,631	5,970	7,024	11,031	15,69,999	11,95,357	10,58,095	9,11,876	9,75,184
" Madras	163	128	210	269	505	21,352	17,072	27,310	32,861	60,133
" Burma	3,235	2,592	2,486	1,785	1,385	3,38,600	3,44,330	3,68,612	1,36,360	1,30,423
<b>TOTAL</b>	<b>17,567</b>	<b>13,969</b>	<b>11,517</b>	<b>11,932</b>	<b>15,890</b>	<b>27,55,614</b>	<b>23,93,588</b>	<b>21,27,591</b>	<b>17,67,050</b>	<b>16,92,031</b>
<b>Lentils (I. O.)—</b>										
United Kingdom	9,931	9,294	8,113	7,700	3,492	14,33,684	15,99,378	18,95,962	9,02,308	3,46,250
Palestine	3	15	..	..	..	1,300	3,180	..	..	..
Aden and Dependencies	79	52	108	63	75	17,915	13,745	13,026	13,151	11,883
Bahrain Islands	48	30	55	45	36	10,775	6,313	12,471	9,961	6,322
Maldives	11	..	1	..	..	2,536	79	273	..	..
Ceylon	488	932	776	413	459	1,09,619	2,24,673	1,92,449	94,456	74,591
Straits Settlements (including Labuan)	7	10	13	10	8	1,341	1,827	3,277	1,679	972
Cape of Good Hope	27	12	42	21	31	6,138	3,517	10,133	2,534	3,196
Natal	200	110	99	170	160	49,954	30,624	26,454	32,894	21,295
Transvaal	22	..	..	..	..	4,525	..	..	..	..
Zanzibar and Pemba	225	150	193	145	75	60,041	41,443	51,493	37,173	18,102
Kenya Colony	122	142	133	137	71	30,083	40,050	35,153	33,408	16,202
Tanganyika Territory	36	47	45	65	45	9,682	12,313	11,936	16,950	10,899
Anglo-Egyptian Sudan	165	25	66	100	73	28,860	5,035	16,810	17,860	14,353
Mauritius and Dependencies	1,604	707	1,418	791	1,262	4,12,551	2,41,289	3,55,467	1,89,787	2,46,652

No. 14—continued

ARTICLES, AND COUNTRIES OF FINAL DESTINATION; ALSO SHARE OF EACH PROVINCE	QUANTITY					VALUE				
	1927-28	1928-29	1929-30	1930-31	1931-32	1927-28	1928-29	1929-30	1930-31	1931-32
	Tons	Tons	Tons	Tons	Tons	Rs	Rs	Rs	Rs	Rs
<b>Grain, Pulse, and Flour</b> —continued										
<i>Pulse</i> —continued										
<i>Lentils (I. O)</i> —continued										
Seychelles	88	90	100	72	60	22,030	23,032	26,295	17,966	14,913
British Guiana	6	..	..	..	..	1,364	..	..	60	..
Canada <i>via</i> Pacific Coast	20	30	10	10	4	3,300	4,448	1,753	1,375	500
Western Australia	23	9	4	9	8	4,861	2,059	886	2,081	942
South Australia (including Northern Territory)	13	2	5	3	5	2,689	712	1,183	671	629
Victoria	55	35	60	40	51	11,541	8,392	14,209	9,667	8,120
New South Wales	39	15	37	37	10	8,055	3,315	6,000	7,466	1,282
Queensland	5	20	2	10	4	1,018	4,449	570	1,929	523
<i>Australian Commonwealth</i> (Total)	135	31	98	99	78	23,164	18,927	22,348	21,314	11,496
New Zealand (including Nauru and Br. Samoa)	135	67	96	94	89	30,416	16,491	26,933	22,520	15,100
Other British Possessions	..	1	..	3	3	91	629	330	844	316
<b>TOTAL BRITISH EMPIRE</b>	13,352	11,795	11,366	9,938	6,017	22,64,422	22,87,502	22,03,068	14,15,643	8,10,547
Belgium	..	198	3	5	7	..	32,545	435	684	800
France	1,741	1,442	1,470	25	..	2,46,412	2,67,909	2,31,334	3,000	..
Turkey, European	..	19	..	..	..	..	3,100	..	..	..
Syria	62	83	78	35	38	19,818	26,330	26,824	9,875	11,590
Maskat Territory and Trucial Oman	45	17	37	33	18	11,127	5,182	10,109	7,617	3,209
Other Native States in Arabia	604	102	108	312	282	1,60,170	26,754	29,000	85,515	67,943
Iraq	190	74	86	17	3	42,154	17,504	21,405	4,718	737
Persia	266	61	214	107	..	63,135	15,443	52,745	23,716	..
Egypt	65	24	2	10	5	14,902	7,223	446	1,722	689
Portuguese East Africa	73	67	67	102	118	21,929	21,138	21,836	25,910	23,187
Madagascar	14	19	24	8	1	1,880	4,475	4,975	1,609	120
Réunion	56	177	46	114	68	14,400	54,985	12,000	27,375	11,500
Italian East Africa (Somal- land and Eritrea)	44	15	36	33	5	9,796	3,434	9,313	3,693	1,450
French Somaliland	..	3	10	14	8	..	590	2,458	2,713	1,795
United States of America <i>Via</i> Atlantic Coast	26	4	9	7	4	6,070	900	2,050	1,500	862
Other Foreign Countries	..	1	..	7	1	629	763	420	972	543
<b>TOTAL FOREIGN COUNTRIES</b>	3,186	2,309	2,190	829	558	6,18,022	4,89,280	4,35,350	2,06,119	1,24,485
<i>Share of Bengal</i>	6,491	3,162	4,468	4,875	1,295	9,58,437	3,85,934	7,72,793	5,82,974	1,51,149
" <i>Bombay</i>	9,975	11,463	3,609	5,064	5,263	19,05,519	23,21,714	17,33,273	9,31,347	7,87,430
" <i>Sind</i>	71	474	385	741	13	13,393	68,134	50,745	89,307	1,949
" <i>Madras</i>	1	..	94	87	4	195	..	16,607	17,304	504
<b>TOTAL</b>	16,533	14,104	13,556	10,767	6,575	28,77,444	27,75,782	26,28,418	16,21,762	9,41,032
<b>Other sorts (I. O)</b> —										
United Kingdom	14,562	10,725	6,914	7,071	6,226	18,23,930	14,20,122	10,06,539	7,09,302	4,62,304
Aden and Dependencies	237	100	149	194	156	39,654	45,181	34,708	35,209	25,494
Bahrein Islands	62	52	59	23	24	10,361	8,858	10,689	4,020	3,831
Maldives	4	1	4	2	1	760	144	1,298	360	228
Ceylon	14,071	11,836	12,693	13,056	13,916	24,48,524	23,25,171	24,43,337	19,21,254	17,60,698
Straits Settlements (includ- ing Labuan)	9,530	8,519	9,098	7,253	6,384	17,49,128	15,94,060	16,93,513	11,22,030	7,95,348
Federated Malay States	1,079	979	1,217	1,697	1,392	2,01,167	1,85,957	2,24,495	2,01,971	1,53,359
Hongkong	216	333	155	204	33	26,040	39,392	25,902	21,359	4,330
Cape of Good Hope	63	261	77	32	33	14,407	37,361	13,799	6,592	6,624
Natal	1,474	1,535	1,639	1,554	1,426	3,39,430	3,74,356	3,72,764	3,34,450	2,53,591
Zanzibar and Pemba	249	154	210	83	131	49,635	42,012	39,817	22,525	31,171
Kenya Colony	122	133	125	116	108	34,559	52,307	47,233	31,293	27,150
Tanganyika Territory	40	42	43	69	51	11,472	11,949	13,529	19,595	13,656
Anglo-Egyptian Sudan	5	10	7	107	12	1,665	2,079	2,377	15,250	3,065
Mauritius and Dependencies	4,225	3,297	3,772	2,946	3,513	7,39,110	5,95,130	6,13,459	4,31,552	4,48,309
Seychelles	7	5	6	7	8	1,499	1,644	1,661	2,043	1,354

GENERAL EXPORTS

INDIAN MERCHANDISE

( 670 )

No. 14—continued

ARTICLES, AND COUNTRIES OF FINAL DESTINATION; ALSO SHARE OF EACH PROVINCE	QUANTITY					VALUE				
	1927-28	1928-29	1929-30	1930-31	1931-32	1927-28	1928-29	1929-30	1930-31	1931-32
<b>Grain, Pulse, and Flour—</b> <i>continued</i>						R	R	R	R	R
<b>Pulse—</b> <i>continued</i>										
<i>Other sorts (L. O)—contd.</i>										
Canada—	Tons	Tons	Tons	Tons	Tons					
<i>Via Atlantic Coast</i>	..	3	..	1	..	23,500	1,160	..	270	..
<i>    " Pacific " "</i>	151	205	104	200	152	27,214	15,508	21,840	10,431	..
British West India Islands . . .	1,347	1,214	638	819	752	2,44,853	2,37,519	1,18,039	1,33,513	1,08,801
British Guiana . . . . .	1,048	1,003	682	404	355	2,09,830	1,76,762	1,23,454	65,607	51,191
South Australia (including Northern Territory) . . .	..	..	1	..	..	..	..	255	..	..
Victoria . . . . .	..	495	..	..	14	..	58,372	..	12	1,761
New South Wales . . . . .	21	119	17	5	18	4,937	15,669	4,018	1,260	2,321
Australian Commonwealth (Total) . . . . .	21	614	18	5	32	4,937	74,041	4,273	1,272	4,081
New Zealand (including Nauru and Br. Samoa) . . .	14	15	5	..	2	2,917	2,785	1,080	..	280
Fiji Islands . . . . .	350	293	420	365	467	78,214	64,103	89,746	61,955	63,798
Other British Possessions . . . . .	2	5	..	..	7	665	1,351	216	20	801
<b>TOTAL BRITISH EMPIRE</b>	<b>49,482</b>	<b>41,574</b>	<b>38,030</b>	<b>36,203</b>	<b>35,186</b>	<b>81,46,467</b>	<b>73,18,158</b>	<b>69,02,438</b>	<b>51,18,287</b>	<b>42,82,991</b>
Germany . . . . .	200	3,171	21	..	10	24,650	3,70,826	3,516	..	923
Netherlands . . . . .	4,519	3,209	..	99	104	5,72,991	4,21,183	..	3,775	6,251
Belgium . . . . .	1,021	374	..	14	..	1,11,349	45,967	137	2,481	119
France . . . . .	125	25	1	388	..	15,107	3,087	137	49,115	78
Turkey, European . . . . .	..	..	2	5	..	..	20	500	2,780	..
Syria . . . . .	..	1	4	..	..	..	210	1,500	3	..
Mesopotamian Territory and Trucial Oman . . . . .	51	39	36	30	23	9,377	7,581	7,191	6,622	4,145
Other Native States in Arabia . . . . .	85	113	103	27	53	17,429	21,164	21,762	4,979	6,449
Iraq . . . . .	202	171	197	42	27	34,206	26,638	35,560	6,080	3,461
Persia . . . . .	240	225	246	109	..	42,675	39,651	44,236	17,778	..
Sumatra . . . . .	78	35	2	..	5	7,819	1,719	300	..	990
Java . . . . .	106	98	83	132	108	18,085	18,144	15,851	19,067	13,383
Siam . . . . .	126	165	153	153	137	23,223	40,259	34,233	32,137	27,074
China (exclusive of Hong-kong and Macao) . . . . .	7	19	6	14	9	1,333	1,929	1,757	1,335	1,941
Japan . . . . .	101	3	376	1	6	10,206	1,333	39,406	717	1,319
Egypt . . . . .	531	292	269	193	265	98,113	67,142	52,257	25,892	26,581
Portuguese East Africa . . . . .	161	160	189	207	237	54,713	55,813	66,290	65,265	69,406
Italian East Africa (Somaliland and Eritrea) . . . . .	5	7	6	7	3	1,623	1,906	1,481	1,344	703
Madagascar . . . . .	4	5	1	2	..	675	1,063	230	320	75
Réunion . . . . .	3	17	6	4	5	2,600	5,253	1,945	1,177	1,110
French Somaliland . . . . .	..	..	3	..	2	..	..	1,442	105	272
United States of America—										
<i>Via Atlantic Coast</i>	..	5	..	3	3	..	1,270	..	615	360
<i>    " Pacific " "</i>	1	3	5	3	4	320	706	1,549	550	730
French West Indies . . . . .	20	31	15	24	11	4,242	6,301	3,259	3,784	1,535
Dutch Guiana . . . . .	127	218	143	146	156	26,769	47,145	29,394	24,231	22,787
Other Foreign Countries . . . . .	2	8	4	12	7	550	1,922	1,633	1,840	1,020
<b>TOTAL FOREIGN COUNTRIES</b>	<b>7,770</b>	<b>3,392</b>	<b>1,881</b>	<b>1,603</b>	<b>1,230</b>	<b>10,31,575</b>	<b>11,38,337</b>	<b>3,65,636</b>	<b>2,77,547</b>	<b>1,90,823</b>
<b>Share of Bengal . . . . .</b>	<b>39,046</b>	<b>29,543</b>	<b>26,035</b>	<b>26,444</b>	<b>22,313</b>	<b>64,11,661</b>	<b>49,55,110</b>	<b>43,36,372</b>	<b>36,39,631</b>	<b>27,13,922</b>
<i>    " Bombay . . . . .</i>	<i>2,056</i>	<i>3,360</i>	<i>2,138</i>	<i>1,551</i>	<i>2,605</i>	<i>5,43,306</i>	<i>10,35,536</i>	<i>6,00,073</i>	<i>4,43,573</i>	<i>6,50,840</i>
<i>    " Sind . . . . .</i>	<i>9,331</i>	<i>12,190</i>	<i>6,609</i>	<i>5,166</i>	<i>6,424</i>	<i>13,30,553</i>	<i>17,43,053</i>	<i>9,97,726</i>	<i>6,15,536</i>	<i>5,45,966</i>
<i>    " Madras . . . . .</i>	<i>1,223</i>	<i>1,360</i>	<i>1,759</i>	<i>2,314</i>	<i>1,033</i>	<i>3,36,626</i>	<i>2,44,124</i>	<i>3,39,338</i>	<i>3,51,134</i>	<i>1,64,665</i>
<i>    " Burma . . . . .</i>	<i>5,547</i>	<i>4,113</i>	<i>3,630</i>	<i>3,441</i>	<i>3,491</i>	<i>7,05,391</i>	<i>5,33,537</i>	<i>6,03,407</i>	<i>2,36,355</i>	<i>3,43,439</i>
<b>TOTAL</b>	<b>57,252</b>	<b>49,966</b>	<b>39,911</b>	<b>37,816</b>	<b>36,416</b>	<b>92,28,042</b>	<b>85,01,495</b>	<b>72,68,069</b>	<b>53,90,834</b>	<b>44,23,312</b>
<b>Total Pulse—</b>	<b>Tons</b>	<b>Tons</b>	<b>Tons</b>	<b>Tons</b>	<b>Tons</b>					
United Kingdom . . . . .	33,590	25,859	21,693	18,334	16,334	40,22,152	37,49,573	35,44,233	19,16,568	12,05,005
Palestine . . . . .	3	18	..	..	7	1,430	3,934	..	81	770
Aden and Dependences . . . . .	317	604	590	661	430	1,44,015	1,35,384	1,04,603	1,14,733	62,603
Bahrain Islands . . . . .	202	143	159	83	64	36,134	23,054	32,327	17,149	10,657
Maldives . . . . .	15	1	5	2	1	3,374	223	1,593	360	223
Ceylon . . . . .	18,856	17,052	17,164	17,476	18,427	32,37,221	32,60,396	32,30,276	26,12,451	23,23,127



No. 14—continued

ARTICLES AND COUNTRIES OF FINAL DESTINATION; ALSO SHARE OF EACH PROVINCE	QUANTITY					VALUE				
	1927-28	1928-29	1929-30	1930-31	1931-32	1927-28	1928-29	1929-30	1930-31	1931-32
	Tons	Tons	Tons	Tons	Tons	R	R	R	R	R
<b>Pean, Pulse, and Flour—</b> <i>continued</i>										
<b>Pulse—continued</b>										
<b>Total Pulse—continued</b>										
Straits Settlements (including Labuan)	12,405	10,878	11,484	9,258	8,210	22,14,180	19,70,815	20,86,110	13,96,327	9,03,304
Federated Malay States	1,485	1,455	1,780	2,178	1,858	2,66,018	2,61,578	3,08,468	2,70,521	1,60,842
Hongkong	341	1,048	594	956	1,091	44,618	1,17,046	81,371	86,116	57,210
Cape of Good Hope	99	276	124	55	64	21,805	42,143	31,430	10,119	10,818
Natal	1,827	1,879	1,927	1,864	1,746	4,89,050	4,64,748	4,56,249	3,60,197	3,21,024
Transvaal	24	4	..	..	..	4,925	900	..	..	..
Zanzibar and Pemba	718	522	566	345	337	1,75,968	1,41,930	1,32,346	90,512	81,204
Kenya Colony	445	522	522	468	390	1,18,510	1,46,895	1,42,570	1,18,531	93,327
Tanganyika Territory	138	149	146	194	146	89,262	40,058	40,890	58,160	37,233
Somaland Protectorate	180	170	206	215	245	28,028	35,945	42,905	40,663	48,602
Anglo-Egyptian Sudan	172	37	77	210	87	31,860	8,276	20,382	33,915	17,978
Mauritius and Dependencies	7,192	4,778	5,911	4,192	5,205	18,18,441	9,45,821	10,79,274	6,83,950	7,37,096
Seychelles	95	95	106	80	74	23,936	24,023	23,066	20,184	16,914
Canada—										
Via Atlantic Coast	..	8	25	2	..	..	1,160	4,545	460	..
" Pacific "	171	235	114	210	156	26,880	31,802	17,259	23,215	10,937
British West India Islands	1,548	1,215	640	822	752	2,44,938	2,27,612	1,18,607	1,84,069	1,08,819
British Guiana	1,652	1,008	683	404	355	3,01,218	1,76,762	1,33,659	65,785	51,194
Western Australia	34	28	77	26	51	6,035	5,026	18,448	3,652	3,844
South Australia (including Northern Territory)	98	10	31	24	15	11,638	1,957	5,405	2,304	1,177
Victoria	197	575	241	105	190	25,011	73,484	48,163	16,448	18,918
New South Wales	206	204	359	118	137	28,447	23,701	70,438	15,699	10,897
Queensland	50	35	84	30	19	6,598	6,881	14,958	4,137	1,203
<i>Australian Commonwealth (Total)</i>	<i>553</i>	<i>852</i>	<i>792</i>	<i>293</i>	<i>412</i>	<i>77,769</i>	<i>1,16,049</i>	<i>1,52,407</i>	<i>42,740</i>	<i>36,539</i>
New Zealand (including Nauru and Br. Samoa)	238	124	225	213	191	44,041	24,733	52,712	36,647	23,640
Fiji Islands	359	314	440	378	482	79,726	63,110	93,968	64,534	65,947
Other British Possessions	..	..	..	..	..	135	96	215	..	50
<b>TOTAL BRITISH EMPIRE</b>	<b>32,925</b>	<b>69,236</b>	<b>65,919</b>	<b>59,446</b>	<b>57,615</b>	<b>1,29,94,659</b>	<b>1,20,25,556</b>	<b>1,19,76,535</b>	<b>81,190,986</b>	<b>65,17,573</b>
Germany	200	3,172	22	28	10	24,710	3,71,089	3,896	2,924	1,020
Netherlands	4,519	3,234	..	99	104	5,72,991	4,23,739	..	8,775	6,255
Belgium	1,021	1,232	53	19	7	1,11,357	1,95,492	9,045	3,237	1,001
France	4,364	3,076	1,546	1,358	6,168	5,81,424	4,72,293	2,42,365	1,50,915	5,45,676
Italy	..	6	23	9	1	60	920	6,657	1,520	160
Hungary	..	50	..	..	..	..	4,464	..	..	..
Serb Croat Slovene State	..	..	..	..	8	..	..	..	..	1,709
Turkey, European	..	21	4	5	..	..	3,540	900	2,730	..
Syria	62	90	86	35	38	19,818	27,440	29,074	9,883	11,590
Mascat Territory and Trucial Oman	265	150	173	136	128	44,616	26,279	31,091	30,006	16,030
Other Native States in Arabia	1,065	478	601	579	537	2,48,929	93,333	1,14,670	1,30,699	1,05,729
Iraq	426	298	301	72	59	82,014	48,634	60,505	13,473	9,594
Perak	639	353	489	223	..	1,28,808	68,363	1,01,931	42,664	..
Sumatra	78	64	2	..	5	7,819	4,693	300	..	998
Java	107	95	88	122	109	13,519	18,521	16,167	19,631	13,768
Siang	140	189	174	132	215	32,354	46,631	39,451	40,523	31,353
China (exclusive of Hong- kong and Macao)	9	20	8	16	9	2,609	3,576	3,669	2,506	2,035
Korea	..	..	10	..	..	..	..	1,217	..	..
Japan	30,049	26,146	22,098	14,507	23,529	26,43,038	32,10,737	29,63,273	10,46,547	11,73,010
Egypt	6,705	4,909	4,520	4,549	3,379	10,60,590	3,75,392	6,74,220	6,21,088	3,00,295
Portuguese East Africa	436	271	308	366	419	1,03,520	90,416	1,05,204	1,08,567	1,10,007
Madagascar	21	32	25	12	1	2,837	7,044	5,305	2,333	267
Reunion	66	196	54	120	75	18,090	61,683	14,645	29,357	12,935
Italian East Africa (Somali- land and Eritrea)	59	24	43	42	9	13,519	9,100	11,011	10,415	2,437
French Somaliland	..	11	23	17	10	..	1,523	5,848	3,447	2,079
United States of America— Via Atlantic Coast	23	9	9	11	7	7,620	2,308	2,278	2,315	1,236
" Pacific "	1	3	5	3	4	320	722	1,530	550	751
French West Indies	20	31	15	24	11	4,242	6,301	3,259	3,784	1,536

GENERAL EXPORTS

( 672 )

INDIAN MERCHANDISE

No. 14—continued

ARTICLES, AND COUNTRIES OF FINAL DESTINATION; ALSO SHARE OF EACH PROVINCE	QUANTITY					VALUE				
	1927-28	1928-29	1929-30	1930-31	1931-32	1927-28	1928-29	1929-30	1930-31	1931-32
<b>Grain, Pulse, and Flour—continued</b>										
<b>Pulses—concluded</b>										
<b>Total Pulses—concluded</b>	Tons 127	Tons 218	Tons 143	Tons 140	Tons 150	20,824	47,220	29,304	24,295	22,799
Dutch Guiana	..	..	200	..	..	..	..	25,650	..	..
Argentine Republic (including the Atlantic Coast of Patagonia)	..	..	..	..	..	..	..	..	..	..
Other Foreign Countries	2	2	1	14	4	515	1,075	821	1,106	400
<b>TOTAL FOREIGN COUNTRIES</b>	<b>50,409</b>	<b>44,847</b>	<b>31,034</b>	<b>22,744</b>	<b>35,052</b>	<b>57,52,193</b>	<b>61,17,433</b>	<b>44,01,826</b>	<b>23,13,945</b>	<b>23,74,934</b>
<b>Share of Bengal</b>	<b>45,768</b>	<b>39,379</b>	<b>30,850</b>	<b>31,636</b>	<b>24,295</b>	<b>74,11,548</b>	<b>53,77,106</b>	<b>58,58,173</b>	<b>43,16,392</b>	<b>38,86,455</b>
.. Bombay	15,414	18,962	13,477	9,286	10,238	32,35,268	41,96,340	30,03,063	20,06,708	19,64,616
.. Sind	20,167	20,295	12,864	12,931	17,469	29,12,930	30,07,079	21,06,566	16,16,309	15,23,211
.. Madras	1,337	1,389	2,073	2,570	1,592	2,53,829	2,61,362	3,33,803	4,01,349	2,25,703
.. Burma	56,608	42,058	37,699	25,767	39,073	49,28,267	53,00,612	51,66,756	21,62,713	22,92,923
<b>TOTAL</b>	<b>133,334</b>	<b>113,583</b>	<b>96,958</b>	<b>82,190</b>	<b>92,667</b>	<b>1,37,46,852</b>	<b>1,81,42,939</b>	<b>1,63,78,361</b>	<b>1,06,04,081</b>	<b>88,92,507</b>
<b>Rice in the husk (Paddy) (I. C) (a)—</b>										
United Kingdom	Tons 4	Tons ..	Tons 2	Tons ..	Tons 1	399	..	173	41	204
Ceylon	38,726	42,776	22,374	17,413	20,803	34,58,116	39,44,831	17,33,805	10,70,356	10,70,529
Straits Settlements (including Labuan)	518	7,037	4,733	813	200	36,000	6,05,774	3,98,494	55,599	9,389
Federated Malay States	..	..	40	144	..	..	..	2,817	8,575	16
Hongkong	..	..	..	..	50	..	..	..	..	2,563
Canada—	..	..	..	..	..	..	..	..	..	..
Via Atlantic Coast	127	..	..	..	..	12,377	..	..	..	..
.. Pacific	..	600	..	86	..	..	50,164	..	6,082	..
Other British Possessions	1	..	..	1	3	283	110	202	296	571
<b>TOTAL BRITISH EMPIRE</b>	<b>34,376</b>	<b>50,413</b>	<b>27,199</b>	<b>18,457</b>	<b>21,063</b>	<b>35,07,175</b>	<b>46,01,879</b>	<b>21,85,491</b>	<b>11,41,848</b>	<b>10,80,272</b>
Germany	6	4	4	1,146	26,485	804	328	907	51,461	9,90,159
Netherlands	..	900	400	5,188	19,257	..	74,354	32,328	2,42,731	7,57,361
Belgium	..	150	..	501	3,354	..	12,271	..	19,171	1,42,753
Roumania	..	..	..	150	..	..	..	..	5,697	..
Egypt	..	2	..	..	110	10	168	..	..	4,360
Cuba	..	1	..	..	13	..	150	..	..	1,225
Other Foreign Countries	11	..	9	3	9	1,161	82	1,657	1,014	867
<b>TOTAL FOREIGN COUNTRIES</b>	<b>17</b>	<b>1,067</b>	<b>413</b>	<b>6,988</b>	<b>49,223</b>	<b>2,035</b>	<b>87,353</b>	<b>34,802</b>	<b>8,20,074</b>	<b>18,96,725</b>
<b>Share of Bengal</b>	<b>8</b>	<b>3</b>	<b>6</b>	<b>51</b>	<b>14</b>	<b>1,164</b>	<b>368</b>	<b>738</b>	<b>4,197</b>	<b>1,292</b>
.. Bihar and Orissa	..	15	..	..	..	..	1,400	..	..	..
.. Bombay	10	1	6	5	2	2,520	207	1,849	1,653	1,132
.. Sind	..	..	..	..	..	..	32	24	21	..
.. Madras	6,461	5,557	4,285	4,368	2,355	7,91,113	6,05,372	4,37,073	3,92,601	1,60,599
.. Burma	27,914	46,894	23,335	21,021	67,997	27,14,423	40,80,355	17,80,619	10,63,450	28,22,974
<b>TOTAL</b>	<b>34,393</b>	<b>51,470</b>	<b>27,612</b>	<b>25,445</b>	<b>70,291</b>	<b>35,09,210</b>	<b>46,88,232</b>	<b>22,20,333</b>	<b>14,61,922</b>	<b>29,85,997</b>
<b>Rice, not in the husk (I. C) (a)—</b>										
<b>Boiled rice—</b>										
United Kingdom	Tons 2,599	Tons 3,884	Tons 2,739	Tons 3,770	Tons 2,954	5,35,386	6,35,166	4,35,704	5,50,516	2,84,486
Palestine	25	14	9	14	197	5,400	3,000	1,510	2,220	22,507
Aden and Dependencies	11,305	12,619	8,770	11,949	8,650	23,04,233	24,83,957	16,04,426	20,17,852	9,70,877
Bahrain Islands	25,083	13,238	13,622	11,935	11,436	52,69,382	27,29,791	40,79,800	20,84,749	17,30,231
Maldives	459	497	459	60	220	1,09,574	97,439	97,287	10,796	31,662
Ceylon	442,855	401,328	404,934	423,536	395,022	7,20,52,595	6,42,07,697	6,15,08,636	5,38,73,074	3,55,29,817
Straits Settlements (including Labuan)	15,193	13,497	34,332	46,303	21,820	26,26,404	19,76,743	43,01,338	52,06,943	18,77,608
Federated Malay States	19,855	21,529	35,854	36,082	19,849	31,81,359	30,53,189	43,46,835	41,24,479	16,18,764
Hongkong	3	9	126	1,422	372	792	2,367	11,799	78,514	14,074
Gold Coast including Br. Togoland	..	..	..	..	100	..	..	..	..	7,187
Nigeria including Br. Cameroons	..	..	..	..	330	..	..	..	..	25,533
Cape of Good Hope	478	406	1,101	852	533	1,04,551	77,160	2,38,143	1,50,829	72,431
Natal	18,651	17,561	16,476	19,112	19,200	34,56,618	32,00,302	30,26,566	26,62,858	21,35,222
Transvaal	204	58	18	..	..	41,994	11,107	2,625	..	..
Zanzibar and Pemba	457	181	213	190	158	91,251	33,358	39,305	28,655	19,931
Kenya Colony	838	1,032	1,151	1,205	863	2,06,069	2,26,460	2,24,972	1,93,953	1,11,562
Tanganyika Territory	67	79	130	104	141	16,090	18,190	24,486	16,798	17,427
Somaland Protectorate	1,844	6,520	3,457	1,373	1,686	4,07,595	14,17,187	6,39,645	2,86,823	1,84,481
Anglo-Egyptian Sudan	67	49	106	52	1,078	15,737	10,315	20,760	8,096	1,20,314
Mauritius and Dependencies	68,921	57,417	61,415	49,131	50,482	1,18,56,148	1,02,46,795	99,57,134	64,45,522	53,84,370
Seyshelles	248	343	344	331	277	54,010	70,300	69,800	58,501	36,370
Canada—	..	..	..	..	..	..	..	..	..	..
Via Atlantic Coast	..	..	..	300	200	..	..	..	57,166	29,942
.. Pacific	..	..	..	500	..	..	..	..	74,369	..
British West India Islands	4,150	4,487	14,357	6,111	13,001	7,04,433	6,87,806	19,46,238	7,72,435	10,46,604
South Australia (including Northern Territory)	..	1	1	1	..	..	327	219	205	..
Victoria	..	..	..	10	..	..	..	..	2,320	..
Western Australia	..	..	..	5	..	..	..	..	1,137	..
New South Wales	..	..	..	..	12	..	..	..	..	2,104
Australian Commonwealth (Total)	..	1	1	16	12	..	343	219	3,662	3,104
New Zealand (including Nauru and British Samoa)	..	..	..	7	..	..	..	..	1,057	..
Other British Possessions	..	..	..	5	2	..	..	200	920	360
<b>TOTAL BRITISH EMPIRE</b>	<b>608,809</b>	<b>554,799</b>	<b>604,614</b>	<b>615,565</b>	<b>54,688</b>	<b>10,25,68,936</b>	<b>9,11,08,672</b>	<b>9,35,78,028</b>	<b>7,87,11,993</b>	<b>5,12,68,903</b>

(a) Subject to duty at the rate of 3 annas per Indian maund of 12½ lbs.

(b) Subject to duty at the rate of 3 annas per Indian maund of 12½ lbs.

ARTICLES, AND COUNTRIES OF FINAL DESTINATION; ALSO SHARE OF EACH PROVINCE	QUANTITY					VALU				
	1927-28	1928-29	1929-30	1930-31	1931-32	1927-28	1928-29	1929-30	1930-31	1931-32
<b>Grain, Pulse, and Flour— continued</b>										
<i>rice, not in the husk (I. O)</i>										
(a)—continued										
<i>Boiled rice—continued</i>										
Germany . . . . .	1,402	1,230	918	572	693	2,23,085	1,88,522	1,21,915	64,500	56,400
Netherlands . . . . .	..	2,237	851	500	299	..	3,96,851	46,280	56,598	28,947
Belgium . . . . .	..	25	180	150	..	..	3,472	25,300	16,352	..
France . . . . .	25	150	..	..	..	5,163	31,321	..	..	..
Spain . . . . .	164	..	..	..	..	26,940	..	..	..	..
Italy . . . . .	..	350	..	..	..	..	64,612	..	..	..
Austria . . . . .	..	200	..	..	..	..	38,664	..	..	..
Roumania . . . . .	..	..	10	..	..	..	..	1,877	..	..
Greece . . . . .	..	..	..	29	185	..	..	..	5,025	10,468
Turkey, European . . . . .	539	669	950	928	1,152	1,17,756	1,41,288	1,81,863	1,40,276	1,44,571
Turkey, Asiatic . . . . .	5,260	1,812	1,022	544	609	9,07,413	2,85,621	2,27,398	78,006	59,482
Syria . . . . .	62	120	81	22	545	18,608	25,845	15,110	3,000	62,630
Smyrna . . . . .	5	..	..	..	..	1,250	..	..	..	..
Mascat Territory and Trucial Oman . . . . .	27,488	16,705	21,128	21,142	17,778	57,66,948	33,94,005	39,94,101	33,44,338	21,35,275
Other Native States in Arabia . . . . .	21,825	29,005	31,653	25,286	20,431	44,23,284	54,74,032	50,35,934	33,46,775	24,33,876
Iraq . . . . .	1,427	856	644	148	156	3,06,009	1,70,430	1,20,656	23,420	18,830
Persia . . . . .	3,464	2,430	3,451	1,597	259	7,21,361	4,80,637	6,85,026	2,78,869	20,958
Hejaz Island . . . . .	5	12	47	23	4	1,320	2,859	8,310	3,076	520
Sumatra . . . . .	..	6	17	..	..	..	994	3,190	..	..
Java . . . . .	7	11	48	57	24	1,815	2,760	6,370	9,959	4,015
China (exclusive of Hong- kong and Macao) . . . . .	..	..	..	105	2	..	..	120	13,579	275
Egypt . . . . .	2,139	2,373	2,365	1,910	1,027	4,16,159	4,45,767	4,21,614	3,02,648	1,21,064
Tripoli . . . . .	..	..	44	..	22	..	..	8,325	..	2,400
Portuguese East Africa . . . . .	435	659	678	807	671	88,660	1,10,509	1,11,323	1,12,082	78,310
Italian East Africa (Somali- land and Eritrea) . . . . .	1,372	2,568	2,250	1,871	1,078	3,45,020	4,66,500	4,10,801	3,07,321	2,26,233
French Somaliland . . . . .	231	1,250	1,118	966	1,189	47,578	2,52,080	2,23,474	1,57,683	1,49,052
Abysinia . . . . .	..	..	..	..	292	..	..	..	..	21,403
United States of America— Via Atlantic Coast . . . . .	..	55	195	326	235	..	11,288	38,591	56,829	29,751
Cuba . . . . .	4,100	417	456	770	390	6,08,645	53,851	67,842	1,42,940	53,699
French West Indies . . . . .	808	811	960	1,077	600	1,78,305	1,63,485	1,94,134	1,75,815	73,019
Other Foreign Countries . . . . .	..	3	5	2	..	16	760	1,476	672	30
<b>TOTAL FOREIGN COUNTRIES</b>	<b>71,256</b>	<b>64,009</b>	<b>69,171</b>	<b>58,861</b>	<b>49,491</b>	<b>1,41,92,270</b>	<b>1,22,06,711</b>	<b>1,20,02,530</b>	<b>86,40,747</b>	<b>57,43,208</b>
<i>Share of Bengal . . . . .</i>	<i>100,643</i>	<i>87,863</i>	<i>98,909</i>	<i>89,401</i>	<i>89,823</i>	<i>2,18,07,138</i>	<i>1,86,92,210</i>	<i>1,92,94,141</i>	<i>1,42,89,167</i>	<i>1,14,23,946</i>
<i>Bombay . . . . .</i>	<i>182</i>	<i>137</i>	<i>69</i>	<i>5</i>	<i>14</i>	<i>43,065</i>	<i>31,660</i>	<i>16,694</i>	<i>1,130</i>	<i>2,100</i>
<i>Sind . . . . .</i>	<i>44,842</i>	<i>48,418</i>	<i>40,326</i>	<i>47,121</i>	<i>36,475</i>	<i>88,31,917</i>	<i>94,33,959</i>	<i>77,91,599</i>	<i>69,86,067</i>	<i>50,05,321</i>
<i>Madras . . . . .</i>	<i>96,755</i>	<i>96,244</i>	<i>93,650</i>	<i>101,669</i>	<i>61,119</i>	<i>1,97,11,025</i>	<i>1,92,60,317</i>	<i>1,83,49,152</i>	<i>1,31,70,741</i>	<i>91,53,749</i>
<i>Burma . . . . .</i>	<i>437,143</i>	<i>386,156</i>	<i>442,831</i>	<i>442,237</i>	<i>409,743</i>	<i>6,67,17,311</i>	<i>5,60,01,237</i>	<i>6,01,29,972</i>	<i>4,79,14,635</i>	<i>3,14,20,995</i>
<b>TOTAL</b>	<b>679,565</b>	<b>618,868</b>	<b>673,786</b>	<b>674,426</b>	<b>597,179</b>	<b>11,67,61,256</b>	<b>10,34,06,383</b>	<b>10,55,80,558</b>	<b>8,78,52,740</b>	<b>5,70,12,111</b>
<b>Wheated Rice—</b>										
United Kingdom . . . . .	33,476	22,631	18,443	28,508	26,564	51,70,239	33,64,110	24,68,249	32,00,245	24,48,977
Malta and Gozo . . . . .	..	..	..	..	75	130	..	25	..	6,384
Cyprus . . . . .	..	..	..	50	100	..	..	..	3,510	6,795
Palestine . . . . .	5	34	89	18	2	1,890	5,527	13,137	2,210	939
Aden and Dependencies . . . . .	1,892	1,843	1,040	1,093	550	4,57,163	4,35,027	2,41,944	2,98,501	84,522
Dahra Islands . . . . .	3,497	2,884	2,979	4,069	4,642	7,76,913	5,80,146	5,95,332	7,46,723	6,15,562
Maldives . . . . .	382	3	20	27	8	72,358	895	4,523	4,392	916
Ceylon . . . . .	4,005	4,742	1,639	2,407	4,882	8,03,659	9,73,932	2,94,538	3,33,381	4,43,562
Strait Settlements (includ- ing Labuan) . . . . .	155,218	147,841	175,983	206,160	201,944	2,28,87,005	1,96,93,123	2,35,13,547	2,17,39,499	1,42,75,428
Federated Malay States . . . . .	24,646	26,307	33,377	35,677	48,715	36,14,041	35,66,010	44,39,542	38,03,753	31,80,904
Hongkong . . . . .	2,801	7,928	23,757	27,592	41,389	5,08,007	10,13,943	31,16,627	29,08,775	31,25,355
Cape of Good Hope . . . . .	5,136	3,416	4,714	6,033	4,015	9,18,566	5,85,491	7,66,721	8,80,292	5,09,052
Natal . . . . .	3,468	2,692	2,703	3,014	2,542	6,66,072	5,47,039	5,06,071	5,35,745	3,23,255
Gambia . . . . .	..	..	..	2,499	..	..	..	..	2,29,075	..
Nigeria . . . . .	..	..	..	1,700	251	..	..	..	1,19,318	10,203
Gold Coast . . . . .	..	..	..	413	1,000	..	..	..	23,966	1,01,176
Zanzibar and Pemba . . . . .	13,632	11,556	16,044	12,311	13,931	31,37,574	17,80,563	22,43,836	15,11,845	11,26,493

(a) Subject to duty at the rate of 3 annas per Indian maund of 82½ lbs.

GENERAL EXPORTS

( 674 )

INDIAN MERCHANDISE

No. 14—continued

ARTICLES, AND COUNTRIES OF FINAL DESTINATION; ALSO SHARE OF EACH PROVINCE	QUANTITY					VALUE				
	1927-28	1928-29	1929-30	1930-31	1931-32	1927-28	1928-29	1929-30	1930-31	1931-32
Grain, Pulse, and Flour— <i>continued</i> Rice, not in the husk (1. 0)						R	R	R	R	R
(a)— <i>continued</i> Cleaned Rice— <i>continued</i>	Tons	Tons	Tons	Tons	Tons					
Kenya Colony . . . . .	2,817	4,488	4,750	3,467	2,117	6,51,930	9,04,070	10,03,035	7,38,845	3,89,150
Tanganyika Territory . . . . .	189	109	392	273	107	66,198	61,565	1,19,915	87,478	31,315
Somaliland Protectorate . . . . .	—	8	13	2	2	..	2,200	2,612	500	350
Anglo-Egyptian Sudan . . . . .	10	7	13	10	11	3,245	3,055	4,195	3,532	3,208
Mauritius and Dependencies . . . . .	1,039	271	435	444	156	1,67,459	38,990	62,492	45,414	16,180
Seychelles . . . . .	1,089	1,947	2,087	1,922	1,975	3,40,924	3,14,606	3,16,322	2,30,383	2,08,082
Canada— Via Atlantic Coast . . . . .	1,931	1,000	5,900	2,750	4,900	3,33,905	1,33,768	6,79,708	2,57,509	3,32,896
„ Pacific „ . . . . .	225	25	50	487	900	33,550	5,186	7,906	72,369	1,17,086
British West India Islands . . . . .	9,505	10,380	9,931	6,887	6,123	14,81,830	15,16,844	13,20,187	8,79,782	5,63,172
Western Australia South Australia (including Northern Territory)	..	..	..	..	1	..	..	..	..	240
Victoria . . . . .	6,887	1,906	60	10	..	10,94,922	2,69,691	9,007	2,048	..
Tasmania . . . . .	50	75	..	..	..	5,448	9,968	..	..	..
New South Wales . . . . .	11,051	5,629	4,156	920	3,265	16,23,384	8,23,507	5,57,597	1,22,106	2,92,791
Queensland Australian Commonwealth (Total)	1,000	..	..	..	450	1,64,273	..	..	..	40,313
13,408	7,760	5,553	980	3,742	23,93,027	11,25,254	6,13,531	1,33,930	3,35,784	
Territory of Papua . . . . .	6,369	4,727	6,822	6,344	1,725	9,25,364	6,29,509	3,83,261	6,92,608	1,41,563
New Zealand (including Nauru and Br. Samoa) . . . . .	1,240	1,429	1,363	1,381	1,708	1,87,629	2,10,013	1,78,634	1,64,343	1,34,349
Fiji Islands . . . . .	..	202	2	1,451	53	..	27,637	1,252	1,56,681	3,530
British Borneo . . . . .	..	..	..	60	..	..	..	..	7,464	..
Other British Possessions . . . . .	2	2	..	..	..	670	250	..	..	20
<b>TOTAL BRITISH EMPIRE</b>	<b>296,991</b>	<b>264,292</b>	<b>317,104</b>	<b>358,606</b>	<b>360,818</b>	<b>4,60,66,743</b>	<b>3,75,40,006</b>	<b>4,34,87,292</b>	<b>3,98,13,571</b>	<b>2,85,47,565</b>
Russia— Northern Russia . . . . .	299	27	3,750	4,800	2,059	44,382	4,757	4,31,667	5,16,646	1,20,914
Southern Russia . . . . .	35	..	..	..	..	5,488	..	..	..	..
Pacific Ports . . . . .	70	..	..	..	..	10,401	..	..	..	..
Finland . . . . .	..	320	515	..	4,250	..	42,142	69,171	..	2,07,546
Sweden . . . . .	1,100	4,000	5,712	8,851	2,000	1,56,440	5,88,000	9,28,019	7,63,987	1,56,805
Norway . . . . .	..	250	675	600	..	..	34,347	92,921	74,596	..
Poland (including Dantzic) . . . . .	11,200	12,450	10,600	40,581	74,288	13,27,915	14,09,513	11,39,672	35,42,310	49,21,976
Germany . . . . .	343,673	204,662	257,424	146,540	229,531	5,08,64,212	2,84,99,780	3,15,39,426	1,40,42,356	1,53,85,567
Netherlands . . . . .	96,010	72,562	124,363	97,629	150,124	1,40,63,771	1,01,91,003	1,53,49,784	93,83,066	1,03,87,055
Belgium . . . . .	5,655	5,262	7,006	17,940	22,978	8,67,804	7,12,351	8,60,335	16,38,056	14,55,212
France . . . . .	244	255	293	4,904	900	52,364	50,300	54,809	6,40,642	1,29,310
Spain . . . . .	5,550	23,953	..	..	..	7,62,000	30,00,609	..	..	..
Portugal . . . . .	12,542	8,201	12,850	5,495	2,605	19,77,923	12,18,018	17,26,090	5,09,715	2,32,512
Italy . . . . .	27,232	30,023	9,895	10,272	13,117	39,23,107	44,31,508	13,62,258	9,24,843	10,65,090
Finme . . . . .	23,451	23,713	22,143	6,400	7,650	36,56,350	39,53,029	27,18,707	6,83,795	5,51,303
Austria Serb Croat Slovene State (Yugoslavia) . . . . .	16,436	3,299	..	..	..	24,16,374	3,43,433	..	..	..
..	..	500	..	..	..	..	54,507	..	..	..
Roumania . . . . .	5,300	13,400	1,000	100	200	7,42,000	17,53,707	1,43,360	5,367	10,578
Greece . . . . .	..	..	..	..	20	..	..	..	..	3,009
Turkey, European . . . . .	115	70	66	82	230	22,752	12,711	12,536	3,092	32,053
Turkey, Asiatic . . . . .	453	212	..	31	..	63,313	29,838	..	2,844	..
Syria Mashat Territory and Trucial Oman . . . . .	..	1	..	..	28	90	570	150	50	2,323
1,754	1,212	1,417	1,079	902	4,33,373	2,75,073	2,93,794	1,95,020	1,36,316	
Other Native States in Arabia . . . . .	2,997	2,247	3,260	1,373	2,324	6,17,122	4,39,493	4,58,950	3,30,977	2,96,906
Iraq . . . . .	1,092	689	638	81	64	2,43,598	1,39,420	1,31,174	21,079	12,906
Perak . . . . .	2,736	1,761	2,390	777	34	5,90,423	3,71,455	5,10,835	1,65,607	8,443
Hanjam Islands . . . . .	3	1	3	1	4	679	365	1,037	676	759
Sumatra . . . . .	113,946	111,476	133,370	129,274	95,575	1,64,20,966	1,39,68,957	1,75,07,212	1,43,61,826	63,56,076
Java . . . . .	5,952	43,629	152,434	45,133	60,764	7,06,766	55,04,949	1,90,45,039	42,44,916	41,23,730
Borneo (Dutch) . . . . .	430	6	..	..	..	55,793	1,100	..	..	..
Celebes and other Islands . . . . .	..	1	..	230	..	..	234	..	20,608	..
Slam . . . . .	6,472	7,823	8,704	8,207	6,223	10,06,622	10,44,563	11,57,376	8,71,399	4,30,901
Formosa . . . . .	14,782	35,798	27,110	..	..	22,64,840	43,02,647	35,45,352	..	..
Philippine Islands and Guam China (exclusive of Hongkong and Macao) . . . . .	1	..	2,500	..	..	860	..	3,02,377	..	..
99,529	53,320	222,550	384,207	344,457	1,50,83,672	67,86,829	2,74,39,409	4,77,29,360	2,50,14,779	
Korea . . . . .	16,706	20,515	10,750	3,909	..	25,71,580	27,93,063	26,36,455	4,75,987	..
Japan . . . . .	133,452	7,694	3,703	953	405	2,09,04,453	10,06,590	4,59,133	1,19,249	36,141
Egypt . . . . .	22,697	37,923	40,705	19,932	79,580	34,57,557	50,62,322	51,82,470	1,18,70,024	62,20,097
Siberia . . . . .	10	..	..	..	..	1,333	..	..	..	..

(a) Subject to duty at the rate of 3 annas per Indian maund of 82½ lbs.

ARTICLES, AND COUNTRIES OF FINAL DESTINATION; ALSO SHARE OF EACH PROVINCE.	QUANTITY					VALUE				
	1927-28	1928-29	1929-30	1930-31	1931-32	1927-28	1928-29	1929-30	1930-31	1931-32
<b>Grain, Pulse and Flour</b> <i>—continued</i>										
Rice not in the husk (I. O.) (a)—continued										
Cleaned Rice—concluded										
Portuguese West Africa	13	..	..	..	..	2,400	..	..	..	..
Portuguese East Africa	7,534	6,626	7,305	8,378	6,899	15,28,351	13,35,353	14,60,191	13,66,584	8,95,023
Canary Islands	7	..	..	..	..	1,950	..	..	..	..
Italian East Africa (Somali- land and Eritrea)	121	111	86	48	39	28,428	22,953	21,027	10,715	16,830
French Somaliland	..	11	24	16	106	..	2,305	4,100	3,215	9,063
Abyssinia	..	..	..	..	88	..	..	..	..	2,183
United States of America— Vid Atlantic Coast	1,572	2,818	1,429	2,215	321	2,46,339	5,37,834	2,00,085	2,63,340	30,119
„ Pacific	..	20	1	4	4	..	4,081	875	808	1,185
Cuba	106,067	78,049	87,915	91,122	66,283	1,68,20,915	1,11,28,219	1,21,11,616	1,05,44,448	48,92,251
Haiti and St. Domingo	2,163	2,422	4,386	2,415	1,272	3,11,926	3,86,361	5,56,566	2,06,358	86,457
French West Indies	..	37	..	..	..	..	9,000	..	..	..
Mexico	..	100	..	..	..	..	13,739	..	..	..
Colombia	..	..	..	885	3,430	..	..	..	1,21,515	2,38,026
Venezuela	..	..	288	823	1,547	..	..	34,752	80,069	1,12,304
Uruguay	100	..	..	..	..	16,432	..	..	..	..
Argentine Republic (including the Atlantic Coast of Patagonia)	400	7,097	5,704	5,629	175	65,705	9,95,970	6,88,908	7,26,445	11,500
Chile (including the Pacific Coast of Patagonia)	..	..	60	..	..	..	..	8,323	..	..
Islands in the Pacific (other than Hawaii)	..	512	..	70	..	..	73,581	..	7,169	..
Other Foreign Countries	1	1	..	1	1	448	707	75	105	319
<b>TOTAL FOREIGN COUNTRIES</b>	<b>1,099,907</b>	<b>830,064</b>	<b>1,183,584</b>	<b>1,051,532</b>	<b>1,190,482</b>	<b>16,43,48,742</b>	<b>11,30,47,191</b>	<b>15,02,41,045</b>	<b>11,66,85,119</b>	<b>8,41,07,072</b>
Share of Bengal	26,076	18,881	22,164	28,712	32,050	53,62,340	40,64,246	44,34,963	44,94,967	42,78,315
„ Bihar and Orissa	..	163	92	259	50	..	26,160	12,540	35,962	4,050
„ Bombay	18,428	15,195	15,717	13,293	13,081	46,23,299	38,39,764	40,32,780	32,94,859	24,83,123
„ Sind	2,302	1,795	2,299	2,137	1,209	5,74,790	4,30,549	5,48,073	4,52,930	1,83,463
„ Madras	232	2,730	202	43	53	50,357	6,00,717	43,100	7,893	9,319
„ Burma	1,349,312	1,055,592	1,466,314	1,365,694	1,564,357	19,93,04,199	14,15,75,771	18,46,06,381	14,32,12,039	10,56,86,167
<b>TOTAL</b>	<b>1,396,898</b>	<b>1,094,356</b>	<b>1,500,688</b>	<b>1,410,133</b>	<b>1,550,800</b>	<b>21,04,15,485</b>	<b>15,05,87,197</b>	<b>19,37,28,387</b>	<b>15,64,98,690</b>	<b>11,26,54,937</b>
<b>Broken cleaned rice—</b>	<b>Tons</b>	<b>Tons</b>	<b>Tons</b>	<b>Tons</b>	<b>Tons</b>					
United Kingdom	13,608	8,812	18,355	25,347	21,187	15,52,318	9,56,682	21,06,582	23,21,143	12,11,628
Aden and Dependencies	770	1,424	518	835	792	1,51,812	2,32,097	92,130	84,483	47,012
Ceylon	13,332	10,862	19,506	17,997	9,778	18,60,680	13,63,459	25,14,989	18,98,355	6,37,535
Straits Settlements (includ- ing Labuan)	3,540	486	1,804	3,349	990	2,52,576	38,250	1,20,598	1,68,244	35,169
Federated Malay States	..	..	193	23	..	..	..	27,552	2,747	..
Hongkong	338	..	3,955	24,967	9,583	18,557	..	2,85,434	12,75,578	3,31,147
Cape of Good Hope	..	..	51	..	10	..	..	6,418	..	622
Victoria	..	100	..	..	..	..	13,144	..	..	..
Tasmania	..	300	..	..	..	..	33,366	..	..	..
New South Wales	..	110	..	50	..	..	14,626	..	6,284	..
Australian Commonwealth (Total)	..	510	..	50	..	..	61,136	..	6,284	..
Other British Possessions	1	13	..	..	3	260	1,228	..	..	204
<b>TOTAL BRITISH EMPIRE</b>	<b>32,089</b>	<b>22,104</b>	<b>44,832</b>	<b>72,568</b>	<b>42,352</b>	<b>38,86,403</b>	<b>27,02,861</b>	<b>51,62,748</b>	<b>57,56,334</b>	<b>22,63,377</b>
Germany	396	578	9,181	12,771	16,023	36,889	64,727	9,55,535	10,55,402	7,82,331
Netherlands	..	825	275	505	2,526	..	96,911	31,654	44,790	1,08,356
Belgium	1,000	3,423	19,657	27,009	23,170	85,366	3,35,938	19,73,075	24,53,251	11,83,258
France	..	..	1,000	3,200	750	..	..	77,450	2,50,556	26,130
Italy	..	250	1,150	1,225	1,418	..	81,250	1,15,587	79,721	59,803
Fiume	..	..	2,400	1,000	..	..	..	3,26,000	1,20,000	..
Mascat Territory and Trucial Oman	85	82	189	152	137	12,206	11,749	26,020	18,375	11,266
Other Native States in Arabia	196	465	114	127	50	32,216	71,838	19,171	14,033	2,973
Persia	1	..	11	12	..	392	..	1,570	1,829	30
Sumatra	27	..	..	9	..	1,530	..	..	556	..
Java	..	..	200	..	..	..	..	25,817	1	..
Siam	18	10	..	..	..	1,812	600	40	..	..
Formosa	50	100	500	..	..	6,061	11,200	56,000	..	..
China (excludes of Hongkong and Macao)	..	..	538	543	..	..	..	49,367	35,372	..
Japan	200	..	1	..	..	20,258	..	62	..	..
Portuguese East Africa	..	4	..	..	..	..	1,250	..	..	..
Italian East Africa (Somali- land and Eritrea)	10	17	19	59	3	2,755	2,371	6,080	3,903	400
Other Foreign Countries	..	..	..	..	..	..	..	-125	..	..
<b>TOTAL FOREIGN COUNTRIES</b>	<b>1,983</b>	<b>5,756</b>	<b>35,235</b>	<b>46,612</b>	<b>44,083</b>	<b>1,99,985</b>	<b>6,77,934</b>	<b>36,73,058</b>	<b>40,33,297</b>	<b>21,74,002</b>

(a) Subject to duty at the rate of 3 annas per Indian maund of 82½ lbs.

GENERAL EXPORTS

INDIAN MERCHANDISE

( 676 )

No. 14—continued

ARTICLES, AND COUNTRIES OF FINAL DESTINATION; ALSO SHARE OF EACH PROVINCE.	QUANTITY					VALUE				
	1927-28	1928-29	1929-30	1930-31	1931-32	1927-28	1928-29	1929-30	1930-31	1931-32
<b>Grain, Pulse and Flour</b> —continued						R	R	R	R	R
<b>Rice, not in the husk (I. C.)</b> (a)—continued.	Tons	Tons	Tons	Tons	Tons					
Share of Bengal . . . . .	75	82	941	519	955	10,202	12,311	1,25,750	35,919	51,037
"    Bombay . . . . .	326	1,548	339	300	35	1,70,777	2,84,300	30,612	47,032	5,096
"    Sind . . . . .	152	132	237	380	164	20,592	20,369	32,098	50,114	14,256
"    Madras . . . . .	1	..	..	9	1	197	..	..	913	195
"    Burma . . . . .	33,013	26,300	78,160	117,972	85,280	38,34,690	30,63,315	85,97,341	97,07,153	43,67,481
<b>TOTAL</b>	34,072	27,862	79,017	119,180	86,435	40,36,888	33,80,796	88,35,801	98,40,131	44,37,978
<b>Othersorts—</b>										
United Kingdom . . . . .	..	..	..	161	120	100	82	..	19,277	7,419
Aden and Dependencies . . . . .	12	2	1	38	1	4,205	695	468	2,949	604
Maldives . . . . .	41	5	..	..	2	14,056	1,536	..	..	288
Ceylon . . . . .	211	217	266	297	167	61,816	68,327	90,235	84,833	50,114
Straits Settlements (includ- ing Labuan) . . . . .	16,867	14,038	16,938	9,518	8,028	16,09,177	12,05,518	15,26,240	7,05,940	4,76,562
Federated Malay States . . . . .	17	5	..	..	..	1,729	575	..	..	14
Hongkong . . . . .	1,518	347	5,521	10,952	11,949	1,85,104	37,138	8,81,295	13,02,214	5,46,239
Cape of Good Hope . . . . .	9	..	..	..	..	4,050	..	120	186	..
Natal . . . . .	32	6	7	0	6	12,681	2,338	2,586	2,490	2,020
Zanzibar and Pemba . . . . .	5	..	1	1	1	3,245	590	671	725	910
Kenya Colony . . . . .	88	22	8	13	28	80,172	7,437	2,770	5,368	8,150
Mauritius and Dependencies . . . . .	4	5	5	1	2	1,488	2,555	1,525	350	680
Canada—										
Vid Atlantic Coast . . . . .	..	..	..	50	..	..	..	..	6,825	..
South Australia (including Northern Territory) . . . . .	100	..	50	..	..	11,194	..	6,567	..	..
Australian Commonwealth (Total) . . . . .	100	..	50	..	..	11,194	..	6,567	..	..
Other British Possessions . . . . .	2	1	..	..	3	1,024	460	407	562	1,153
<b>TOTAL BRITISH EMPIRE</b>	18,909	14,643	22,797	27,025	20,322	19,41,041	13,27,236	20,12,887	21,91,719	10,94,153
<b>Finland</b> . . . . .	..	..	..	..	2,500	..	..	..	..	1,04,705
<b>Sweden</b> . . . . .	2,900	..	..	..	..	4,77,659	..	..	..	..
<b>Germany</b> . . . . .	260	1,400	3,298	2,355	15,659	37,591	1,84,477	4,34,524	1,51,483	10,94,393
<b>Netherlands</b> . . . . .	..	..	..	1,830	4,826	..	..	..	1,02,073	3,27,938
<b>Belgium</b> . . . . .	..	300	3,100	1,050	2,080	..	39,522	4,08,467	1,09,533	1,80,228
<b>Sumatra</b> . . . . .	2,843	599	404	24	268	4,80,437	1,00,834	72,209	1,320	17,597
<b>Java</b> . . . . .	654	..	2,400	6,018	2,301	82,588	..	3,01,893	4,82,919	1,61,006
<b>Siam</b> . . . . .	125	19	8	44	88	19,500	2,818	459	4,768	7,828
<b>Formosa</b> . . . . .	1,680	3,009	3,610	..	..	2,29,025	3,87,404	4,27,893	..	..
<b>China (exclusive of Hongkong and Macao)</b> . . . . .	474	119	3,602	11,368	9,097	45,222	10,930	4,15,915	14,16,205	6,05,718
<b>Korea</b> . . . . .	1,650	4,220	3,170	320	..	2,32,110	4,68,361	3,91,043	35,342	..
<b>Japan</b> . . . . .	11,013	..	..	..	..	16,87,518	5	..	..	..
<b>Egypt</b> . . . . .	..	..	1,749	..	5,065	..	..	2,30,403	..	4,16,302
<b>Portuguese East Africa</b> . . . . .	89	1	4	4	5	13,160	76	1,311	1,329	1,316
<b>Italian East Africa (Somali- land and Eritrea)</b> . . . . .	19	14	..	..	..	6,090	3,267	40	20	15
<b>Cuba</b> . . . . .	..	..	..	..	3,500	..	..	..	..	2,53,690
<b>Other Foreign Countries</b> . . . . .	..	3	2	2	..	196	1,014	540	714	52
<b>TOTAL FOREIGN COUNTRIES</b>	22,207	9,683	21,342	23,015	46,679	32,70,096	11,99,449	26,84,757	23,05,681	32,30,788
<b>Share of Bengal</b> . . . . .	109	81	25	351	357	30,325	31,529	6,750	33,501	40,916
"    Bombay . . . . .	356	195	268	299	212	1,21,306	67,540	93,852	91,363	61,260
"    Sind . . . . .	..	..	..	..	..	13	..	..	..	..
"    Madras . . . . .	6	..	..	..	2	1,578	10	73	31	644
"    Burma . . . . .	40,652	24,660	43,845	49,490	60,430	50,58,815	24,37,606	45,98,909	43,72,505	42,31,121
<b>TOTAL</b>	41,116	24,826	44,189	50,040	67,001	52,12,087	25,26,685	46,97,044	44,97,400	43,33,041

(a) Subject to duty at the rate of 3 annas per Indian maund of 82½ lbs.

No. 14—continued

ARTICLES, AND COUNTRIES OF FINAL DESTINATION; ALSO SHARE OF EACH PROVINCE	QUANTITY					VALUE				
	1927-28	1928-29	1929-30	1930-31	1931-32	1927-28	1928-29	1929-30	1930-31	1931-32
	Tons	Tons	Tons	Tons	Tons	R	R	R	R	R
Grain, Pulse, and Flour —continued										
Rice, not in the husk (L. C.) (a)—continued										
TOTAL RICE NOT IN THE HUSK—										
United Kingdom . . . . .	49,683	35,327	39,537	57,876	50,825	72,58,043	49,56,040	50,10,535	61,51,183	39,53,500
Malta and Gozo . . . . .	..	..	..	..	75	130	..	25	..	6,384
Cyprus . . . . .	..	..	..	50	100	..	..	..	3,510	6,705
Palestine . . . . .	80	43	98	27	109	7,200	8,527	14,047	4,430	23,406
Aden and Dependencies . . . . .	18,979	15,828	10,329	13,842	9,903	29,17,418	32,07,376	19,38,968	23,13,785	11,03,015
Bahrain Islands . . . . .	28,630	16,172	21,601	16,054	16,130	60,45,275	33,00,037	46,75,132	23,31,477	23,46,303
Maldives . . . . .	882	505	479	87	230	1,96,888	99,870	1,01,810	15,188	82,866
Ceylon	400,903	417,149	420,345	444,237	409,860	7,47,78,450	6,60,13,415	6,44,08,451	5,61,90,548	3,06,61,028
Straits Settlements (including Labuan) . . . . .	130,823	175,857	220,057	265,335	232,786	2,78,26,122	2,28,43,643	2,99,71,218	2,78,71,626	1,06,64,767
Federated Malay States . . . . .	44,517	47,841	69,424	72,882	63,564	67,97,129	66,19,774	93,63,929	79,30,982	47,94,682
British Borneo . . . . .	..	..	..	60	..	..	..	..	7,464	..
Hongkong . . . . .	4,660	3,284	33,359	70,933	63,273	7,12,460	10,53,443	37,95,205	56,55,081	40,10,815
Cape of Good Hope . . . . .	5,623	3,822	5,866	6,935	5,208	10,28,067	6,62,651	10,11,402	9,81,307	5,82,705
Natal . . . . .	22,151	20,259	19,186	22,135	21,748	41,65,371	37,50,329	35,35,223	32,00,593	24,65,407
Gambia . . . . .	..	..	..	2,499	..	..	..	..	2,29,075	..
Transvaal . . . . .	206	58	18	..	..	42,594	11,107	2,025	..	..
Gold Coast (including British Togoland) . . . . .	..	..	..	413	1,709	..	..	..	28,966	1,08,343
Zanzibar and Pemba . . . . .	19,148	11,737	16,258	13,002	14,091	32,32,310	18,19,504	23,23,862	15,41,225	11,47,429
Nigeria (including British Cameroons) . . . . .	..	..	..	1,700	581	..	..	..	1,19,318	41,738
Kenya Colony . . . . .	3,703	5,542	5,909	4,685	3,013	8,33,191	12,27,967	12,30,777	9,38,171	5,08,863
Tanganyika Territory . . . . .	258	249	522	377	249	82,758	80,185	1,44,708	1,04,728	40,300
Somaland Protectorate . . . . .	1,844	6,528	3,470	1,875	1,688	4,07,595	14,19,387	6,42,257	2,87,323	1,84,831
Anglo-Egyptian Sudan . . . . .	77	56	119	62	1,080	19,042	13,400	25,040	11,735	1,23,607
Mauritius and Dependencies . . . . .	61,964	57,693	61,855	49,623	50,640	1,15,25,095	1,02,89,340	1,00,21,201	64,91,286	54,01,230
Seychelles . . . . .	2,237	2,292	2,431	2,253	2,252	4,00,634	3,85,506	3,86,122	2,89,133	2,44,452
Canada— Via Atlantic Coast . . . . .	1,931	1,000	5,900	3,100	5,100	3,38,905	1,33,768	6,79,708	3,21,500	3,62,838
“ Pacific “ . . . . .	225	25	50	937	900	38,550	5,186	7,906	1,47,738	1,17,086
British West India Islands . . . . .	18,659	14,867	24,238	12,998	19,124	21,36,799	22,04,650	32,60,475	16,52,217	16,09,836
Western Australia . . . . .	..	..	..	5	1	..	..	..	1,137	240
South Australia (including Northern Territory) . . . . .	100	151	393	51	26	11,194	22,415	53,763	4,981	2,440
Victoria . . . . .	6,367	2,006	60	20	..	10,94,922	3,32,335	9,007	4,368	..
Tasmania . . . . .	50	375	..	..	..	5,448	43,334	..	..	..
New South Wales . . . . .	11,051	5,739	4,156	970	3,277	16,28,384	8,38,149	5,57,597	1,23,390	2,94,895
Queensland . . . . .	1,000	..	..	..	450	1,64,278	..	..	..	40,813
Australian Commonwealth (Total) . . . . .	18,568	3,271	4,609	1,046	3,754	29,04,221	11,86,733	6,20,367	1,33,376	3,37,888
Territory of Papua . . . . .	6,869	4,727	6,822	6,844	1,725	9,25,864	6,29,599	8,33,261	6,92,608	1,41,563
New Zealand (including Nauru and British Samoa) . . . . .	1,241	1,439	1,363	1,388	1,710	1,87,902	2,10,641	1,78,634	1,65,400	1,34,523
Fiji Islands . . . . .	..	302	2	1,456	55	..	27,637	1,467	1,57,601	3,800
Other British Possessions . . . . .	..	2	..	..	..	70	250	..	..	20
<b>TOTAL BRITISH EMPIRE</b>	<b>950,298</b>	<b>855,840</b>	<b>988,897</b>	<b>1,073,764</b>	<b>981,680</b>	<b>15,44,13,173</b>	<b>13,27,69,775</b>	<b>14,42,40,955</b>	<b>12,04,74,117</b>	<b>8,31,71,298</b>
Russia—										
Northern Russia . . . . .	200	27	3,750	4,809	2,059	44,382	4,757	4,31,667	5,16,646	1,26,014
Southern Russia . . . . .	35	..	..	..	..	5,438	..	..	..	..
Pacific Ports . . . . .	70	..	..	..	..	10,401	..	..	..	..
Finland . . . . .	..	320	515	..	6,750	..	42,142	69,171	..	4,62,251
Sweden . . . . .	4,000	4,000	7,712	8,851	2,000	6,34,099	5,88,000	9,23,044	7,63,987	1,56,805
Norway . . . . .	..	250	675	600	..	..	34,347	92,921	74,596	..
Poland (including Dantzic) . . . . .	11,200	12,450	10,600	40,531	74,288	13,27,915	14,69,513	11,39,672	35,42,810	49,21,976
Germany . . . . .	345,731	297,870	270,821	162,238	261,906	5,11,61,777	2,89,37,508	3,31,01,400	1,53,13,786	1,78,18,741
Netherlands . . . . .	96,010	75,624	124,989	100,364	157,775	1,40,63,771	1,06,84,765	1,54,27,718	95,86,527	1,08,52,296
Belgium . . . . .	6,655	9,012	29,943	46,149	43,834	9,53,470	11,41,340	32,67,177	44,17,193	28,27,098
France . . . . .	269	405	1,293	3,104	1,650	57,527	81,621	1,32,259	8,91,198	1,55,440
Spain . . . . .	5,714	23,053	..	..	..	7,88,940	30,00,609	..	..	..
Portugal . . . . .	12,542	8,204	12,852	5,495	2,605	19,77,923	12,18,720	17,26,636	5,00,716	2,32,512
Italy . . . . .	27,232	30,623	11,045	11,497	14,535	39,28,107	45,27,370	14,78,845	10,04,569	11,24,393
Yugoslavia . . . . .	23,451	28,713	24,548	7,400	7,650	36,56,350	39,53,029	30,54,707	8,06,705	5,51,803
Austria . . . . .	16,436	2,499	..	..	..	24,16,374	3,82,997	..	..	..
Serb-Croat Slovene State (Yugoslavia) . . . . .	..	500	..	..	..	..	54,507	..	..	..
Roumania . . . . .	5,300	13,490	1,010	100	200	7,42,000	17,53,707	1,45,237	5,367	10,578
Turkey, European . . . . .	654	739	1,016	1,010	1,432	1,40,508	1,53,999	1,93,899	1,54,368	1,76,604
Greece . . . . .	..	..	..	29	155	..	..	..	5,025	19,477
Turkey, Asiatic . . . . .	5,713	2,024	1,622	575	609	9,75,731	15,459	2,27,398	86,659	59,432

(a) Subject to duty at the rate of 3 annas per Indian maund of 82½ lbs.

GENERAL EXPORTS

INDIAN MERCHANDISE

( 678 )

No. 14—continued

ARTICLES, AND COUNTRIES OF FINAL DESTINATION; ALSO SHARE OF EACH PROVINCE	QUANTITY					VALUE				
	1927-28	1928-29	1929-30	1930-31	1931-32	1927-28	1928-29	1929-30	1930-31	1931-32
	Tons	Tons	Tons	Tons	Tons	R	R	R	R	R
<b>Grain, Pulse, and Flour</b> —continued										
<b>Rice, not in the husk (I. C)</b> (a)—continued										
<b>TOTAL RICE, NOT IN THE HUSK</b> —continued										
Syria . . . . .	62	121	81	22	573	13,698	26,415	15,260	3,050	64,953
Smyrna . . . . .	5	..	..	..	..	1,250	..	..	..	..
Maskat Territory and Trucial Oman . . . . .	29,327	17,993	22,734	22,374	13,317	62,12,545	36,81,727	43,16,915	35,57,852	22,82,857
Other Native States in Arabia . . . . .	25,013	31,770	34,027	27,236	22,305	50,72,632	59,86,018	55,64,140	36,91,945	27,33,772
Iraq . . . . .	2,619	1,546	1,232	229	220	5,49,607	3,10,114	2,51,055	44,536	31,736
Persia . . . . .	6,301	4,191	5,853	2,336	293	13,12,276	8,52,202	11,97,541	4,41,380	35,431
Henjam Island . . . . .	8	13	51	25	8	1,999	2,724	9,522	4,974	1,279
Sumatra . . . . .	121,316	112,030	134,291	129,307	95,343	1,69,11,933	1,40,70,835	21,75,82,671	1,43,69,702	63,73,673
Java . . . . .	6,613	43,640	155,132	51,208	63,179	7,91,169	55,07,709	1,93,80,669	47,37,795	42,93,757
Borneo (Dutch) . . . . .	430	6	..	..	..	55,798	1,100	..	..	..
Celebes and other Islands . . . . .	..	1	..	230	..	..	334	..	20,608	..
Slam . . . . .	6,615	7,852	8,707	8,251	6,313	10,27,934	10,47,981	11,57,875	8,76,687	4,44,720
Formosa . . . . .	16,462	38,907	31,220	..	..	25,00,823	52,01,251	40,29,245	..	..
Philippine Islands and Guam . . . . .	1	..	3,500	..	..	360	175	3,02,377	..	..
China (exclusive of Hong- kong and Macao) . . . . .	100,003	53,439	226,390	398,313	353,556	1,51,29,094	67,97,759	2,79,04,311	4,91,94,516	2,65,20,772
Korea . . . . .	13,356	24,735	22,920	4,229	..	23,03,090	32,66,429	30,27,498	5,11,329	..
Japan . . . . .	150,265	7,634	3,709	953	405	2,25,62,250	10,06,662	4,59,242	1,10,421	36,171
Egypt . . . . .	24,336	40,301	44,819	21,921	36,272	39,75,716	55,03,079	58,34,487	21,78,672	57,03,463
Tripoli . . . . .	..	..	44	..	22	..	..	3,325	..	2,400
Canary Island . . . . .	7	..	..	..	..	1,950	..	..	..	..
Liberia . . . . .	10	..	..	..	..	1,338	..	..	..	..
Portuguese West Africa . . . . .	13	..	..	..	..	2,400	..	..	..	..
Portuguese East Africa . . . . .	8,003	7,290	7,987	9,189	7,575	16,25,161	14,47,872	15,72,325	14,70,945	9,74,649
Italian East Africa (Somaliland and Britica). . . . .	2,022	2,705	3,355	1,978	2,020	3,82,293	4,95,200	4,36,948	3,26,962	2,43,474
French Somaliland . . . . .	231	1,261	1,143	932	1,295	47,573	2,54,415	2,27,794	1,60,893	1,58,115
Abyssinia . . . . .	..	..	..	..	330	..	..	..	..	23,539
United States of America— Via Atlantic Coast . . . . .	1,572	3,373	1,024	2,541	556	2,46,339	5,49,132	2,38,676	3,20,169	59,870
" Pacific " . . . . .	..	20	1	4	4	..	4,031	875	808	1,135
Cuba . . . . .	110,167	73,466	83,371	91,892	70,173	1,74,24,500	1,11,77,070	1,21,70,458	1,06,87,388	51,99,640
Haiti and St. Domingo . . . . .	2,163	2,422	4,336	2,415	1,272	3,11,926	3,36,261	5,56,566	2,05,358	86,457
French West Indies . . . . .	306	343	960	1,077	600	1,73,305	1,72,435	1,94,134	1,75,815	73,019
Mexico . . . . .	..	100	..	..	..	..	13,739	..	..	..
Colombia . . . . .	..	..	..	885	3,430	..	..	..	1,21,515	2,38,026
Venezuela . . . . .	..	..	233	323	1,547	..	..	34,752	80,069	1,12,304
Uruguay . . . . .	100	..	..	..	..	16,432	..	..	..	..
Argentine Republic (including the Atlantic Coast of Pata- gonia) . . . . .	400	7,097	5,704	5,629	175	65,705	9,95,970	6,83,908	7,23,445	11,500
Chile (including the Pacific Coast of Patagonia) . . . . .	..	..	60	..	..	..	..	3,232	..	..
Other Islands in the Pacific . . . . .	..	512	..	70	..	..	73,581	..	7,169	..
Other Foreign Countries . . . . .	1	1	3	3	1	471	537	933	605	319
<b>TOTAL FOREIGN COUNTRIES</b>	<b>1,195,353</b>	<b>909,512</b>	<b>1,309,332</b>	<b>1,180,020</b>	<b>1,319,785</b>	<b>18,20,11,993</b>	<b>12,71,31,235</b>	<b>16,86,01,335</b>	<b>13,17,14,844</b>	<b>9,52,64,070</b>
<b>Share of Bengal . . . . .</b>	<b>126,396</b>	<b>108,397</b>	<b>120,040</b>	<b>118,336</b>	<b>123,133</b>	<b>2,77,10,305</b>	<b>2,27,30,796</b>	<b>2,39,11,604</b>	<b>1,33,44,554</b>	<b>1,57,94,714</b>
" Bihar and Orissa . . . . .	..	163	92	259	50	..	23,150	12,540	35,962	4,050
" Bombay . . . . .	19,790	16,375	16,393	13,397	13,342	49,58,447	42,76,264	42,22,938	34,34,334	25,56,433
" Sind . . . . .	47,393	50,345	42,363	43,633	37,343	94,77,312	99,44,377	83,71,770	74,39,161	52,03,040
" Madras . . . . .	97,044	93,974	93,852	101,711	61,175	1,93,63,537	1,93,51,044	1,33,92,325	1,31,79,578	91,85,910
" Burma . . . . .	1,560,625	1,492,093	2,024,990	1,975,393	2,065,316	27,49,16,515	30,30,80,929	25,79,31,163	21,02,05,322	14,57,11,771
<b>TOTAL</b>	<b>2,151,651</b>	<b>1,765,352</b>	<b>2,298,229</b>	<b>2,253,784</b>	<b>2,301,415</b>	<b>33,64,25,166</b>	<b>25,99,00,060</b>	<b>31,28,42,340</b>	<b>25,81,83,961</b>	<b>17,84,33,963</b>

(\* Subject to duty at the rate of 3 annas per Indian maund of 823 lbs. Figures for the exports of Ricebran will be found under "Fodder, Bran and Pollards".



No. 14—continued

ARTICLES, AND COUNTRIES OF FINAL DESTINATION; ALSO SHARE OF EACH PROVINCE	QUANTITY					VALUE				
	1927-28	1928-29	1929-30	1930-31	1931-32	1927-28	1928-29	1929-30	1930-31	1931-32
	Tons	Tons	Tons	Tons	Tons	Rs	Rs	Rs	Rs	Rs
<b>Grain, Pulse, and Flour</b> —continued										
<i>Rice flour and ground rice (L. O) (a)—</i>										
United Kingdom . . . . .	422	361	..	10	..	77,850	63,990	..	1,890	..
Ceylon . . . . .	21	16	23	17	6	5,031	3,792	6,859	3,160	1,230
Other British Possessions . . . . .	3	..	..	2	..	746	83	60	557	102
<b>TOTAL BRITISH EMPIRE</b>	<b>446</b>	<b>377</b>	<b>23</b>	<b>29</b>	<b>6</b>	<b>83,627</b>	<b>67,870</b>	<b>6,919</b>	<b>5,607</b>	<b>1,382</b>
Germany . . . . .	136	77	..	..	..	27,180	12,590	..	..	..
Netherlands . . . . .	34	..	..	..	..	6,850	..	..	..	..
Belgium . . . . .	26	..	..	..	..	5,150	..	..	..	..
Maskat Territory and Trucial Oman . . . . .	68	74	108	103	66	13,375	14,073	20,484	13,620	5,732
Portuguese East Africa . . . . .	4	3	2	2	1	1,055	660	980	648	440
Other Foreign Countries . . . . .	2	1	1	1	..	563	403	754	256	..
<b>TOTAL FOREIGN COUNTRIES</b>	<b>270</b>	<b>155</b>	<b>111</b>	<b>106</b>	<b>67</b>	<b>54,178</b>	<b>28,626</b>	<b>22,198</b>	<b>14,524</b>	<b>6,172</b>
<i>Share of Bombay . . . . .</i>	<i>643</i>	<i>457</i>	<i>30</i>	<i>31</i>	<i>7</i>	<i>1,23,110</i>	<i>81,032</i>	<i>7,319</i>	<i>6,103</i>	<i>1,720</i>
“ Sindh . . . . .	70	75	109	104	66	14,029	15,464	21,298	14,023	5,834
“ Madras . . . . .	..	..	..	..	..	6	..	..	..	..
“ Burma . . . . .	3	..	..	..	..	660	..	..	..	..
<b>TOTAL</b>	<b>716</b>	<b>532</b>	<b>139</b>	<b>135</b>	<b>73</b>	<b>1,37,805</b>	<b>96,496</b>	<b>29,117</b>	<b>20,131</b>	<b>7,554</b>
<b>Wheat (L. O)—</b>	<b>Tons</b>	<b>Tons</b>	<b>Tons</b>	<b>Tons</b>	<b>Tons</b>					
United Kingdom . . . . .	251,053	76,418	6,964	175,238	16,775	3,06,16,047	1,10,80,559	9,74,960	1,70,67,520	10,07,690
Aden and Dependencies . . . . .	378	231	254	234	257	1,06,002	64,775	68,870	50,468	50,871
Bahrain Islands . . . . .	1,735	712	278	57	6	3,07,840	1,25,785	52,761	9,316	1,200
Maldives . . . . .	4	..	2	..	1	1,039	24	444	54	114
Ceylon . . . . .	24	26	33	75	145	6,755	6,114	8,206	13,592	20,199
Straits Settlements (inclu- ding Labuan) . . . . .	249	263	277	354	312	66,363	67,466	73,501	78,907	64,294
Federated Malay States . . . . .	..	..	1	..	28	..	102	92	..	3,024
Hongkong . . . . .	376	303	63	31	34	74,719	65,684	9,151	3,988	8,587
Zanzibar and Pemba . . . . .	301	270	261	262	291	83,790	75,195	71,637	72,544	74,672
Kenya Colony . . . . .	135	120	127	129	123	41,920	33,979	35,227	35,438	30,860
Tanganyika Territory . . . . .	250	220	229	248	223	69,435	59,110	64,140	65,825	54,805
Anglo-Egyptian Sudan . . . . .	..	..	..	..	11	85	75	160	..	1,807
Mauritius and Dependencies . . . . .	5	6	3	4	2	1,176	1,864	637	793	580
Other British Possessions . . . . .	1	3	2	3	1	290	1,361	1,184	1,151	525
<b>TOTAL BRITISH EMPIRE</b>	<b>254,511</b>	<b>78,577</b>	<b>8,492</b>	<b>176,675</b>	<b>18,264</b>	<b>3,73,75,461</b>	<b>1,15,81,993</b>	<b>13,61,690</b>	<b>1,73,99,663</b>	<b>13,19,423</b>

Subject to duty at the rate of 3 annas per Indian maund of 82½ lbs. Figures for the exports of Rice, bran will be found under Fodder, Bran and Pollard's 2.

GENERAL EXPORTS

( 680 )

INDIAN MERCHANDISE

No. 14—continued

ARTICLES, AND COUNTRIES OF FINAL DESTINATION; ALSO SHARE OF EACH PROVINCE.	QUANTITY					VALUE				
	1927-28	1928-29	1929-30	1930-31	1931-32	1927-28	1928-29	1929-30	1930-31	1931-32
<b>Grain, Pulse, and Flour—continued</b>										
<i>Wheat (L. O)—continued</i>	Tons	Tons	Tons	Tons	Tons	₹	₹	₹	₹	₹
Germany . . . . .	625	150	..	70	..	87,500	21,937	..	7,000	..
Netherlands . . . . .	..	650	..	400	..	..	91,000	..	40,000	..
Belgium . . . . .	19,675	9,230	..	6,359	..	28,54,375	12,99,210	..	6,89,780	..
France . . . . .	20,499	2,703	2	5,266	10	80,18,605	3,89,570	435	5,26,700	1,250
Spain . . . . .	20	1,100	..	..	..	2,950	1,52,318	..	..	..
Greece . . . . .	..	2,000	..	..	..	..	2,80,000	..	..	..
Crete . . . . .	1,400	2,350	2,000	1,700	..	1,96,000	3,19,000	2,80,000	1,69,980	..
Syria . . . . .	..	4,804	..	..	..	..	6,78,089	..	..	..
Maskat Territory and Trucial Oman . . . . .	1,327	1,147	900	885	830	2,25,213	1,88,953	1,50,606	1,02,466	70,659
Other Native States in Arabia . . . . .	1,312	2,598	1,390	1,147	832	2,35,760	4,58,093	2,93,025	1,72,039	91,552
Iraq . . . . .	..	4	2	..	..	..	1,060	238	20	..
Persia . . . . .	92	23	6	4	..	15,649	4,166	1,222	356	..
Java . . . . .	27	51	54	70	43	4,950	10,916	10,634	12,010	6,410
Siam . . . . .	12	10	9	19	12	3,306	2,580	1,840	2,850	1,230
China (exclusive of Hongkong and Macao) . . . . .	..	..	..	10	..	..	25	..	1,022	65
Japan . . . . .	—	1	..	..	0	251	440	279	161	1,126
Egypt . . . . .	192	9,205	..	3,315	201	28,725	14,33,700	..	3,47,562	18,392
Portuguese East Africa . . . . .	3	1	..	3	4	992	360	641	1,002	888
Madagascar . . . . .	2	7	..	3	1	510	1,720	..	500	150
Italian East Africa . . . . .	27	23	102	75	9	4,634	5,087	21,935	13,562	1,009
French Somaliland . . . . .	4	13	14	2	3	1,600	2,272	2,335	449	301
Other Foreign Countries . . . . .	5	5	..	2	..	918	1,213	70	508	..
<b>TOTAL FOREIGN COUNTRIES</b>	<b>45,222</b>	<b>36,130</b>	<b>4,479</b>	<b>19,830</b>	<b>1,951</b>	<b>66,81,947</b>	<b>53,41,709</b>	<b>7,63,383</b>	<b>20,87,977</b>	<b>1,93,032</b>
<i>Share of Bengal . . . . .</i>	<i>431</i>	<i>1,528</i>	<i>117</i>	<i>137</i>	<i>177</i>	<i>33,760</i>	<i>2,38,210</i>	<i>20,784</i>	<i>19,606</i>	<i>20,292</i>
<i>" Bombay . . . . .</i>	<i>1,333</i>	<i>3,660</i>	<i>2,110</i>	<i>1,451</i>	<i>1,357</i>	<i>5,11,441</i>	<i>7,55,421</i>	<i>5,62,335</i>	<i>3,60,139</i>	<i>3,12,211</i>
<i>" Sind . . . . .</i>	<i>297,479</i>	<i>109,529</i>	<i>10,743</i>	<i>1,94,917</i>	<i>18,664</i>	<i>4,34,62,088</i>	<i>1,59,31,983</i>	<i>15,41,922</i>	<i>1,91,07,641</i>	<i>11,78,283</i>
<i>" Madras . . . . .</i>	<i>..</i>	<i>..</i>	<i>..</i>	<i>..</i>	<i>..</i>	<i>125</i>	<i>54</i>	<i>204</i>	<i>175</i>	<i>217</i>
<i>" Burma . . . . .</i>	<i>..</i>	<i>..</i>	<i>1</i>	<i>..</i>	<i>17</i>	<i>14</i>	<i>34</i>	<i>121</i>	<i>82</i>	<i>1,457</i>
<b>TOTAL</b>	<b>299,733</b>	<b>114,707</b>	<b>12,971</b>	<b>196,505</b>	<b>20,215</b>	<b>4,40,57,408</b>	<b>1,69,23,702</b>	<b>21,24,478</b>	<b>1,94,87,643</b>	<b>15,12,460</b>
<b>Wheat flour (L. O)—</b>										
United Kingdom . . . . .	Tons	Tons	Tons	Tons	Tons					
Aden and Dependancies . . . . .	624	..	2	1	..	1,09,631	127	556	260	109
Bahrein Islands . . . . .	8,860	7,790	6,005	5,657	5,577	10,30,854	16,21,383	12,68,303	9,04,352	6,09,065
Ceylon . . . . .	2,274	2,072	1,890	1,728	589	4,56,582	4,03,274	3,72,137	2,00,503	81,588
Straits Settlements (including Labuan) . . . . .	4,139	2,022	1,291	1,254	812	9,05,997	4,40,009	2,82,027	2,20,917	88,316
Federated Malay States . . . . .	3,211	3,434	3,436	3,496	3,229	6,84,424	7,89,412	7,15,886	6,11,902	5,41,890
Hongkong . . . . .	169	269	337	473	789	40,006	58,559	80,043	69,436	92,449
Protectorate of S. W. Africa . . . . .	20	3	0	4	0	7,248	1,452	1,661	987	646
Natal . . . . .	..	..	..	34	..	..	..	..	6,990	..
Zanzibar and Pemba . . . . .	5	26	14	3	7	1,647	6,040	3,598	1,364	1,901
Kenya Colony . . . . .	3,085	2,684	3,133	2,953	2,748	7,05,438	6,47,182	7,66,167	6,18,402	5,29,186
Tanganyika Territory . . . . .	2,983	3,230	3,461	3,185	3,149	7,34,264	7,74,936	8,13,837	7,19,312	6,73,973
Somaliland Protectorate . . . . .	390	201	193	313	180	89,088	46,008	44,257	54,690	31,388
Anglo-Egyptian Sudan . . . . .	07	138	155	98	94	13,480	27,100	31,561	15,100	10,285
Mauritius and Dependancies . . . . .	571	269	694	30	5,192	1,32,275	61,310	1,32,618	4,557	5,86,852
Seychelles . . . . .	4,172	2,757	2,742	4,434	1,277	8,23,084	5,22,088	5,49,017	6,23,095	1,39,916
Other British Possessions . . . . .	302	207	357	282	263	87,385	77,661	87,112	62,202	59,122
<b>TOTAL BRITISH EMPIRE</b>	<b>30,884</b>	<b>25,192</b>	<b>23,968</b>	<b>23,902</b>	<b>23,922</b>	<b>67,23,300</b>	<b>54,77,021</b>	<b>51,99,921</b>	<b>42,04,624</b>	<b>34,44,730</b>

## No. 14—continued

ARTICLES, AND COUNTRIES OF FINAL DESTINATION; ALSO SHARE OF EACH PROVINCE	QUANTITY					VALUE				
	1927-28	1928-29	1929-30	1930-31	1931-32	1927-28	1928-29	1929-30	1930-31	1931-32
	Tons	Tons	Tons	Tons	Tons	R	R	R	R	R
<b>Grain, Pulse, and Flour</b> —continued										
<i>Wheat flour (I. C.)—continued</i>										
Syria . . . . .	..	34	..	..	..	..	6,800	..	..	..
Mascat Territory and Trucial Oman . . . . .	3,173	3,122	3,077	2,966	3,114	6,48,333	6,24,675	6,03,580	4,00,627	2,80,702
Other Native States in Arabia . . . . .	9,270	8,804	10,188	10,060	10,700	20,12,343	18,54,580	21,32,433	17,02,557	16,23,472
Iraq . . . . .	1,175	858	1,388	115	49	2,34,860	1,70,713	2,61,591	22,024	8,709
Persia . . . . .	2,092	1,088	720	368	1	4,43,911	2,19,867	1,44,470	55,721	183
Benjam Island . . . . .	25	32	58	61	22	6,951	6,404	11,610	10,042	2,911
Sumatra . . . . .	..	..	..	..	14	..	60	..	..	1,045
Java . . . . .	2	8	..	10	13	762	2,598	208	2,075	1,580
Siam . . . . .	173	233	242	298	316	47,078	59,239	56,046	61,575	39,196
Indo-China (including Cochin-China, Cambodia, Annam, Tonkin and French leased territories in China)	10	6	2	..	..	2,050	337	370	..	550
Egypt . . . . .	11,191	11,787	6,830	6,173	822	23,02,433	24,63,039	14,22,424	10,05,811	92,534
Portuguese East Africa . . . . .	190	211	245	204	212	50,187	55,536	58,794	48,020	44,905
Italian East Africa (Somaliland and Britrees) . . . . .	2,146	2,960	3,639	2,407	3,157	4,42,962	6,23,501	7,46,465	3,49,125	3,04,307
French Somaliland . . . . .	91	338	412	344	378	17,373	66,818	78,937	50,004	36,410
Other Foreign Countries . . . . .	2	6	1	3	4	895	3,386	959	1,393	1,272
<b>TOTAL FOREIGN COUNTRIES</b>	<b>29,540</b>	<b>28,991</b>	<b>26,697</b>	<b>23,007</b>	<b>18,802</b>	<b>62,10,088</b>	<b>61,58,053</b>	<b>55,17,893</b>	<b>37,99,274</b>	<b>23,72,447</b>
<i>Share of Bengal . . . . .</i>	<i>2,065</i>	<i>2,068</i>	<i>2,613</i>	<i>2,631</i>	<i>2,222</i>	<i>4,03,145</i>	<i>4,16,001</i>	<i>4,90,243</i>	<i>3,37,399</i>	<i>2,58,494</i>
— Bombay . . . . .	22,094	18,148	21,563	17,597	15,318	52,14,903	44,38,667	49,54,658	36,90,310	29,36,693
— Sind . . . . .	36,255	33,969	26,478	26,493	24,868	73,08,140	67,78,904	53,03,982	39,03,063	25,01,336
— Madras . . . . .	9	6	5	..	1	2,135	967	1,371	88	659
— Burma . . . . .	1	2	6	188	325	16	636	1,530	23,157	36,565
<b>TOTAL</b>	<b>60,424</b>	<b>54,193</b>	<b>59,665</b>	<b>46,909</b>	<b>42,724</b>	<b>1,29,33,388</b>	<b>1,16,35,074</b>	<b>1,07,17,814</b>	<b>80,03,898</b>	<b>57,07,177</b>
<b>Other sorts (I. C.)—</b>	<b>Tons</b>	<b>Tons</b>	<b>Tons</b>	<b>Tons</b>	<b>Tons</b>					
United Kingdom . . . . .	104	282	106	111	161	15,063	31,451	12,186	15,230	15,569
Aden and Dependencies . . . . .	21	141	92	4	27	4,370	18,265	9,969	1,111	2,406
Ceylon . . . . .	98	142	120	113	116	21,148	27,331	23,371	18,208	12,782
Straits Settlements (including Labuan) . . . . .	80	115	59	58	66	16,924	25,718	12,620	13,014	10,312
Cape of Good Hope . . . . .	3	4	3	4	6	795	1,075	1,010	930	1,450
Natal . . . . .	139	130	170	158	149	38,452	34,265	33,950	30,195	32,141
Zanzibar and Pemba . . . . .	4	3	101	12	18	1,120	1,880	10,760	2,813	3,572
Konya Colony . . . . .	102	118	133	145	133	23,300	31,331	36,102	34,062	29,437
Tanganyika Territory . . . . .	5	10	17	22	10	1,015	3,530	4,825	6,005	4,449
Somaliland Protectorate . . . . .	..	37	..	..	..	..	10,000	..	..	..
Mauritius and Dependencies . . . . .	140	161	120	136	92	23,643	36,354	27,380	26,362	11,905
Other British Possessions . . . . .	1	1	3	6	3	826	988	939	1,154	911
<b>TOTAL BRITISH EMPIRE</b>	<b>607</b>	<b>1,099</b>	<b>924</b>	<b>769</b>	<b>793</b>	<b>1,56,656</b>	<b>2,22,217</b>	<b>1,78,112</b>	<b>1,58,034</b>	<b>1,24,944</b>
Germany . . . . .	133	147	215	159	215	22,272	26,437	42,631	24,346	23,979
Netherlands . . . . .	35	138	10	21	17	6,920	23,085	2,232	4,635	1,771
Belgium . . . . .	35	292	21	23	32	6,354	49,701	3,598	4,880	3,594
France . . . . .	3	11	..	..	..	615	2,990	23	20	16
Spain . . . . .	..	..	..	..	24	..	..	..	..	2,197
Italy . . . . .	..	50	..	10	..	..	7,692	..	1,197	..
Mascat Territory and Trucial Oman . . . . .	..	5	..	1	2	31	1,868	82	363	203
Other Native States in Arabia . . . . .	..	336	595	20	..	185	34,139	63,808	4,620	176
Portuguese East Africa . . . . .	29	22	32	40	54	7,572	5,846	3,527	10,524	12,601
Other Foreign Countries . . . . .	4	6	6	7	4	1,391	2,262	1,482	1,365	791
<b>TOTAL FOREIGN COUNTRIES</b>	<b>239</b>	<b>1,007</b>	<b>879</b>	<b>232</b>	<b>348</b>	<b>45,340</b>	<b>1,54,010</b>	<b>1,22,483</b>	<b>52,452</b>	<b>45,297</b>

GENERAL EXPORTS

( 682 )

INDIAN MERCHANDISE

No. 14—continued

ARTICLES, AND COUNTRIES OF FINAL DESTINATION; ALSO SHARE OF EACH PROVINCE	QUANTITY					VALUE				
	1927-28	1928-29	1929-30	1930-31	1931-32	1927-28	1928-29	1929-30	1930-31	1931-32
	Tons	Tons	Tons	Tons	Tons	R	R	R	R	R
<b>Grain, Pulse, and Flour</b> <i>—continued</i>										
<i>Other sorts (L. O)—contd.</i>										
Share of Bengal . . . . .	24	2	1	1	1	4,323	390	336	260	162
" Bombay . . . . .	795	1,498	764	774	821	1,77,367	3,00,131	1,73,781	1,66,778	1,38,716
" Sind . . . . .	117	134	177	240	210	20,203	23,951	36,983	40,724	23,986
" Madras . . . . .	..	43	6	1	6	103	8,327	1,254	162	512
" Burma . . . . .	..	429	855	85	104	..	43,398	88,238	2,812	6,865
<b>TOTAL</b>	<b>936</b>	<b>2,108</b>	<b>1,803</b>	<b>1,051</b>	<b>1,141</b>	<b>2,01,996</b>	<b>3,76,227</b>	<b>3,00,595</b>	<b>2,10,586</b>	<b>1,70,241</b>
<b>Total Grain, Pulse and Flour—</b> <b>United Kingdom</b>	<b>374,800</b>	<b>185,478</b>	<b>73,470</b>	<b>253,058</b>	<b>107,297</b>	<b>5,27,69,232</b>	<b>2,31,06,211</b>	<b>1,01,42,058</b>	<b>2,52,24,087</b>	<b>75,46,199</b>
Gibraltar . . . . .	..	..	..	1	..	180	..	200	118	40
Malta and Gozo . . . . .	..	..	..	..	75	175	60	75	..	6,382
Cyprus . . . . .	..	..	..	50	100	..	..	..	3,510	6,795
Palestine . . . . .	33	66	98	27	208	8,720	12,461	14,647	4,511	24,766
Aden and Dependencies . . . . .	29,695	35,132	21,588	22,193	18,610	60,99,121	68,80,085	41,55,182	36,41,585	21,18,774
Bahrain Islands . . . . .	32,767	19,112	23,933	17,929	16,791	68,50,120	38,69,435	51,33,642	31,49,073	24,40,319
Maldives . . . . .	904	506	488	89	242	2,02,158	1,00,207	1,04,716	15,602	34,142
Ceylon	518,558	479,946	467,860	480,828	450,474	8,28,07,442	7,44,22,678	6,93,89,244	6,01,60,345	4,02,20,886
Straits Settlements (including Labuan)	207,355	197,666	249,185	279,390	244,862	3,03,57,322	2,63,18,713	3,32,76,645	3,00,41,900	1,82,98,271
Federated Malay States	46,172	49,565	71,528	75,190	63,246	71,03,463	69,40,073	97,55,436	82,80,445	50,90,441
British Borneo . . . . .	..	..	..	60	..	..	..	..	7,464	..
Hongkong . . . . .	5,422	9,774	34,056	71,924	64,510	8,42,340	12,59,557	38,91,861	57,46,273	40,85,879
Gambia . . . . .	..	..	..	2,499	..	..	..	..	2,29,075	..
Gold Coast . . . . .	..	..	..	413	1,709	..	..	..	28,966	1,08,343
Nigeria . . . . .	..	..	..	1,700	581	..	..	..	1,19,318	41,768
Protectorate of S. W. Africa	..	..	..	34	..	..	..	..	6,890	..
Cape of Good Hope . . . . .	5,725	4,102	5,993	6,998	5,258	10,50,317	7,08,009	10,44,097	9,93,031	5,95,263
Natal . . . . .	24,123	22,295	21,297	24,227	23,651	46,44,982	42,56,468	40,35,113	36,09,497	28,21,438
Transvaal . . . . .	230	62	18	..	..	47,519	12,007	2,625	..	..
Zanzibar and Pemba . . . . .	23,314	15,303	20,409	16,674	17,586	42,21,477	27,05,325	33,23,918	23,51,909	18,59,606
Kenya Colony . . . . .	7,566	9,642	10,302	8,702	6,988	18,40,044	22,43,811	22,96,046	18,32,760	13,78,134
Tanganyika Territory . . . . .	1,050	842	1,118	1,167	840	2,84,658	2,32,387	3,01,829	2,59,336	1,82,092
Nyasaland Protectorate . . . . .	..	4	..	..	..	..	1,096	..	..	..
Somaland Protectorate . . . . .	2,091	7,055	3,902	2,212	2,067	4,49,103	15,22,508	7,30,043	3,47,205	2,47,978
Anglo-Egyptian Sudan . . . . .	2,638	362	1,090	303	10,329	4,91,923	83,303	2,28,475	50,683	10,24,322
Mauritius and Dependencies	76,475	65,449	70,631	58,403	57,221	1,36,98,239	1,18,01,434	1,16,78,147	78,28,298	62,91,511
Seychelles . . . . .	2,637	2,726	2,934	2,645	2,593	5,12,753	4,96,844	5,09,374	3,77,000	3,18,136
Canada— Via Atlantic Coast . . . . .	2,053	1,003	5,925	3,102	5,100	3,51,232	1,84,928	6,84,253	3,21,960	3,62,833
" Pacific " . . . . .	396	860	184	1,233	1,056	65,410	87,152	25,165	1,77,935	1,28,023
British West India Islands . . . . .	15,000	16,082	24,923	13,320	19,876	24,31,762	24,32,301	33,85,210	17,86,286	17,18,061
British Guiana . . . . .	1,652	1,003	683	404	355	3,01,331	1,76,762	1,23,669	65,703	51,194
Western Australia . . . . .	34	28	77	31	52	6,035	5,026	13,448	4,789	3,584
South Australia (including Northern Territory)	196	161	424	75	41	22,877	24,372	59,168	7,785	3,617
Victoria . . . . .	6,534	2,581	301	125	190	11,19,933	3,56,319	57,170	20,816	18,918
Tasmania . . . . .	50	375	..	..	..	5,448	43,334	..	..	..
New South Wales . . . . .	11,257	5,943	4,515	1,083	3,414	16,56,831	8,66,850	6,28,080	1,44,039	3,05,792
Queensland . . . . .	1,050	35	84	30	469	1,70,866	6,881	14,956	4,137	41,516
<i>Australian Commonwealth (Total)</i>	<i>19,121</i>	<i>9,123</i>	<i>5,491</i>	<i>1,344</i>	<i>4,166</i>	<i>29,81,990</i>	<i>13,02,782</i>	<i>7,72,774</i>	<i>1,81,616</i>	<i>3,73,437</i>
Territory of Papua . . . . .	6,369	4,727	6,822	6,344	1,725	9,25,864	6,29,509	8,83,261	6,92,608	1,41,568
New Zealand (including Nauru and Br. Samoa)	1,479	1,563	1,538	1,608	1,902	2,31,943	2,35,374	2,31,346	2,02,677	1,58,313
Fiji Islands . . . . .	359	516	443	1,334	537	79,726	95,857	95,626	2,22,165	69,808
<b>TOTAL BRITISH EMPIRE</b>	<b>1,408,025</b>	<b>1,119,964</b>	<b>1,126,923</b>	<b>1,356,448</b>	<b>1,132,955</b>	<b>22,14,50,631</b>	<b>17,20,15,837</b>	<b>16,67,19,027</b>	<b>15,80,40,501</b>	<b>9,77,38,809</b>
<b>Russia—</b>										
Northern Russia . . . . .	299	27	3,750	4,800	2,059	44,382	4,757	4,31,667	5,16,646	1,26,914
Southern Russia . . . . .	35	..	..	..	..	5,488	..	..	..	..
Pacific Ports (in Asia) . . . . .	70	..	..	..	..	10,401	..	..	..	..
Finland . . . . .	..	320	515	..	6,750	..	42,142	69,171	..	4,02,251
Sweden . . . . .	4,000	4,000	7,712	3,851	2,000	6,34,099	5,88,096	9,28,044	7,68,987	1,56,805
Norway . . . . .	..	250	675	600	..	..	34,347	92,921	74,596	..
Poland (including Danzig)	11,200	12,450	10,600	40,581	74,288	13,27,915	14,69,518	11,99,672	35,42,810	49,21,976
Germany . . . . .	371,355	296,181	271,078	163,826	308,209	5,41,89,297	3,95,42,332	3,31,51,613	1,54,00,887	2,00,94,696
Netherlands . . . . .	104,594	95,858	125,309	107,097	203,150	1,51,04,419	1,30,81,407	1,54,62,278	99,36,294	1,32,05,026
Belgium . . . . .	86,206	32,982	30,215	58,053	57,140	49,67,979	42,35,132	33,08,698	51,34,373	32,94,228
France . . . . .	26,780	7,542	2,847	14,728	7,828	38,43,915	10,69,644	3,76,005	15,68,882	7,02,422
Spain . . . . .	5,734	25,053	..	..	24	7,91,890	31,53,927	..	..	2,197

No. 14—continued

ARTICLES, AND COUNTRIES OF FINAL DESTINATION; ALSO SHARE OF EACH PROVINCE	QUANTITY					VALUE				
	1927-28	1928-29	1929-30	1930-31	1931-32	1927-28	1928-29	1929-30	1930-31	1931-32
	Tons	Tons	Tons	Tons	Tons	₹	₹	₹	₹	₹
<b>Grain, Pulse, and Flour</b> —concluded										
<b>Total Grain, Pulse, and Flour</b> —continued										
Portugal . . . . .	12,542	8,204	12,852	5,495	2,005	19,77,923	12,18,720	17,26,636	5,09,715	2,32,512
Italy . . . . .	27,905	42,761	11,189	11,542	14,593	40,05,972	58,58,448	14,94,653	10,10,859	11,29,809
Fiume . . . . .	23,451	28,713	24,548	7,400	7,950	36,56,350	39,53,029	30,54,707	8,03,795	5,51,803
Austria . . . . .	16,436	2,409	..	..	..	24,16,874	3,82,097	..	..	..
Hungary . . . . .	..	50	..	..	..	..	4,464	..	..	..
Serb-Croat Slovene State (Jugoslavia) . . . . .	..	500	..	..	8	..	54,507	..	..	1,709
Greece . . . . .	..	2,000	..	29	155	..	2,80,000	..	5,025	19,477
Roumania . . . . .	5,800	13,400	1,010	250	200	7,42,000	17,53,707	1,45,237	11,064	10,578
Crete . . . . .	1,400	2,350	2,000	1,700	..	1,96,000	3,19,000	2,80,000	1,69,990	..
Turkey, European . . . . .	654	760	1,020	1,015	1,432	1,40,508	1,57,539	1,94,799	1,57,098	1,76,664
Turkey, Asiatic . . . . .	18	2,024	1,622	575	613	9,75,781	3,15,459	2,27,398	80,653	59,782
Syria . . . . .	124	5,084	169	57	611	33,516	7,41,344	44,654	12,933	76,543
Smyrna . . . . .	5	..	..	..	..	1,250	..	..	..	..
Mesat Territory and Trucial Oman . . . . .	35,365	23,653	27,804	26,846	23,555	72,97,894	46,90,347	52,44,480	41,51,121	27,18,671
Other Native States in Arabia . . . . .	46,966	55,784	51,090	41,645	33,883	91,90,447	1,03,45,846	88,33,942	61,11,708	48,53,249
Iraq . . . . .	4,124	2,678	2,874	416	323	8,67,413	5,31,211	5,75,103	80,731	50,641
Persia . . . . .	9,105	5,852	7,250	2,985	338	19,10,733	11,71,953	14,70,107	5,41,156	41,439
Hadjam Island . . . . .	33	45	109	92	30	8,984	9,221	21,292	15,043	4,100
Sumatra . . . . .	121,894	112,144	134,293	129,307	95,862	1,69,19,752	1,10,75,544	1,75,82,076	1,43,03,702	63,76,316
Java . . . . .	6,749	43,798	155,274	51,410	63,344	8,15,413	55,40,108	1,04,07,341	47,71,314	43,15,795
Borneo (Dutch) . . . . .	430	6	..	..	2	55,798	1,100	..	..	540
Celebes and other Islands . . . . .	..	4	..	231	..	..	1,134	..	20,656	..
Siam . . . . .	6,043	8,255	9,134	8,756	6,374	11,11,348	11,67,082	12,56,066	9,33,402	5,17,788
Philippine Island and Guam . . . . .	2	..	2,500	7	..	585	27	3,02,377	936	35
Indo-China (including Cochin China, Cambodia, Annam- Tonkin and French leased territories in China) . . . . .	10	7	6	..	..	2,170	1,354	1,955	130	620
Formosa . . . . .	16,462	33,907	31,220	1	..	25,00,823	52,01,251	40,29,245	120	..
China (exclusive of Hongkong and Kweichow) . . . . .	100,019	53,468	226,099	396,339	353,567	1,51,32,934	68,01,687	2,79,08,027	4,91,93,473	2,05,23,355
Korea . . . . .	18,366	24,735	22,930	4,229	..	23,03,690	32,66,429	30,28,715	5,11,329	..
Japan . . . . .	130,318	33,852	25,307	15,405	23,940	2,52,06,082	42,18,913	31,22,902	11,66,393	12,10,475
Siberia . . . . .	10	..	..	..	..	1,333	..	..	..	..
Egypt . . . . .	43,139	66,204	56,213	36,453	90,784	72,93,513	1,02,30,390	31,37,767	41,53,169	61,79,104
Tripoli . . . . .	..	..	44	..	22	..	..	8,325	..	2,400
Canary Island . . . . .	7	..	..	..	..	1,950	..	..	..	..
Portuguese West Africa . . . . .	13	..	..	..	..	2,400	..	..	..	..
Portuguese East Africa . . . . .	8,676	7,893	8,579	9,310	8,274	17,89,656	16,01,663	17,43,232	16,50,344	11,45,923
Madagascar . . . . .	25	46	25	17	2	3,833	10,119	5,280	3,213	459
Reunion . . . . .	67	202	57	123	75	13,669	62,833	15,245	31,273	12,985
Italian East Africa (Somali- land and Eritrea) . . . . .	7,412	19,241	10,723	4,653	6,534	13,46,062	32,43,784	10,12,561	7,19,515	7,18,143
French Somaliland . . . . .	636	7,023	2,780	1,431	2,126	1,14,583	10,57,969	4,92,149	2,33,931	2,46,870
Abyssinia . . . . .	..	7	..	..	330	..	1,000	..	..	23,539
United States of America— Via Atlantic Coast . . . . .	1,602	3,886	1,635	2,554	563	2,54,421	5,52,745	2,41,145	3,22,706	61,140
.. Pacific .. . . .	1	30	6	7	8	320	5,803	2,455	1,353	1,936
Cuba . . . . .	110,167	78,463	33,371	30,892	70,186	1,74,24,560	1,11,77,525	1,21,79,453	1,06,37,343	52,00,305
Haiti and St. Domingo . . . . .	2,163	2,422	4,336	2,415	1,272	3,11,926	3,36,261	5,56,566	2,05,368	86,457
French West Indies . . . . .	823	879	975	1,101	611	1,32,547	1,78,736	1,97,393	1,79,599	74,604
Mexico . . . . .	..	100	..	..	..	..	13,739	..	..	..
Colombia . . . . .	..	..	..	835	3,430	..	..	..	1,21,515	2,33,023
Venezuela . . . . .	..	..	233	823	1,547	..	..	34,752	30,077	1,12,304
Dutch Guiana . . . . .	127	213	143	146	156	20,924	47,246	29,394	24,295	22,709
Uruguay . . . . .	100	..	..	..	..	16,432	..	..	..	..
Argentine Republic (includ- ing the Atlantic Coast of Patagonia) . . . . .	400	7,097	5,904	5,629	175	65,705	9,95,970	7,14,558	7,26,446	11,500
Chile (including the Pacific Coast of Patagonia) . . . . .	..	..	60	..	..	..	..	8,332	10	..
Other Islands in the Pacific Other Foreign Countries . . . . .	1	512	..	70	..	..	73,531	..	7,169	..
TOTAL FOREIGN COUNTRIES	1,376,046	1,180,370	1,334,335	1,257,401	14,31,204	20,77,52,423	16,49,26,560	18,11,96,713	14,07,78,200	10,59,79,171
<b>Share of Bengal</b> . . . . .	177,802	149,171	154,065	154,674	159,843	3,59,67,932	2,96,32,195	3,01,71,314	2,36,45,674	1,90,31,176
.. Bihar and Orissa . . . . .	..	173	92	259	50	..	27,550	12,540	35,939	4,060
.. Bombay . . . . .	30,296	104,306	69,448	43,124	96,539	1,75,62,368	2,11,76,366	1,54,62,002	1,03,93,119	1,19,90,755
.. Sind . . . . .	431,916	359,660	39,230	379,332	123,335	7,25,96,141	6,23,75,379	1,80,62,193	3,23,12,601	1,22,07,316
.. Madras . . . . .	104,307	105,972	100,202	103,666	65,123	2,04,17,034	2,07,27,546	1,92,17,734	1,39,76,499	95,51,229
.. Burma . . . . .	1,939,151	1,530,547	2,037,221	2,022,404	21,73,359	23,25,69,034	21,26,12,731	23,49,90,007	21,34,57,336	15,68,72,955
<b>TOTAL</b> . . . . .	2,784,071	2,300,234	2,510,258	2,613,849	2,614,159	42,92,03,659	33,69,42,417	34,79,13,540	29,39,13,701	20,37,17,930

GENERAL EXPORTS

INDIAN MERCHANDISE

( 684 )

No. 14—continued

ARTICLES, AND COUNTRIES OF FINAL DESTINATION; ALSO SHARE OF EACH PROVINCE	QUANTITY					VALUE				
	1927-28	1928-29	1929-30	1930-31	1931-32	1927-28	1928-29	1929-30	1930-31	1931-32
	Cwts.	Cwts.	Cwts.	Cwts.	Cwts.	R	R	R	R	R
<b>Gums and Resins— Arabic (II. D)—</b>										
United Kingdom . . . . .	622	614	407	480	696	17,114	24,403	15,032	12,940	14,903
Aden and Dependencies . . . . .	5	66	33	13	22	135	1,975	1,130	220	450
Ceylon . . . . .	11	11	147	34	..	242	520	1,322	195	..
Straits Settlements (including Labuan) . . . . .	242	70	62	13	98	8,728	1,970	2,210	2,005	1,950
Hongkong . . . . .	..	182	..	..	75	..	2,820	..	..	2,250
Mauritius and dependencies . . . . .	..	6	10	..	..	..	195	1,050	..	..
Victoria . . . . .	60	40	20	21	21	2,400	1,800	1,000	840	630
Australian Commonwealth (Total) . . . . .	60	40	20	21	21	2,400	1,800	1,000	840	630
Other British Possessions . . . . .	16	6	9	8	7	500	170	275	320	230
<b>TOTAL BRITISH EMPIRE</b>	<b>956</b>	<b>1,001</b>	<b>688</b>	<b>578</b>	<b>919</b>	<b>29,119</b>	<b>33,853</b>	<b>22,519</b>	<b>16,529</b>	<b>20,503</b>
Russia, Northern . . . . .	..	..	..	278	..	..	..	..	7,450	..
Germany . . . . .	2,424	1,685	2,537	463	332	72,806	64,724	82,362	12,740	6,034
Belgium . . . . .	3,885	1,032	1,921	1,330	525	1,09,808	34,013	65,804	48,831	6,930
France . . . . .	745	495	1,398	220	436	19,482	14,952	38,350	5,092	9,730
Italy . . . . .	..	87	10	..	..	..	6,525	410	..	..
China (exclusive of Hongkong and Macao) . . . . .	..	..	60	..	..	..	..	2,460	..	..
United States of America— Via Atlantic Coast . . . . .	1,577	796	1,077	2,989	401	49,210	33,140	42,280	72,160	9,545
Other Foreign Countries . . . . .	28	16	15	16	63	989	539	490	686	1,977
<b>TOTAL FOREIGN COUNTRIES</b>	<b>8,659</b>	<b>4,111</b>	<b>7,016</b>	<b>5,796</b>	<b>1,812</b>	<b>2,52,295</b>	<b>1,53,914</b>	<b>2,31,665</b>	<b>1,46,068</b>	<b>34,216</b>
Share of Bengal . . . . .	137	43	32	46	97	4,930	1,469	300	2,125	1,920
“ Bombay . . . . .	2,475	5,069	7,372	6,328	2,634	2,77,271	1,86,317	2,53,324	1,61,363	62,799
“ Madras . . . . .	3	..	..	..	..	63	..	..	..	..
<b>TOTAL</b>	<b>9,615</b>	<b>5,112</b>	<b>7,704</b>	<b>6,374</b>	<b>2,731</b>	<b>2,81,414</b>	<b>1,87,707</b>	<b>2,54,184</b>	<b>1,63,488</b>	<b>54,719</b>
<b>Bonjamins (II. D)—</b>										
Aden and Dependencies . . . . .	Cwts. 55	Cwts. 1	Cwts. 2	Cwts. ..	Cwts. ..	2,280	112	197	..	..
Ceylon . . . . .	2	84	58	8	1	80	3,225	2,350	380	60
Other British Possessions . . . . .	10	2	8	4	7	640	238	524	202	452
<b>TOTAL BRITISH EMPIRE</b>	<b>67</b>	<b>87</b>	<b>68</b>	<b>12</b>	<b>8</b>	<b>3,000</b>	<b>3,575</b>	<b>3,071</b>	<b>582</b>	<b>512</b>
Maskat Territory and Trucial Oman . . . . .	7	22	..	..	..	269	1,100	..	..	..
Other Foreign Countries . . . . .	13	6	18	9	4	475	450	540	850	150
<b>TOTAL FOREIGN COUNTRIES</b>	<b>20</b>	<b>28</b>	<b>18</b>	<b>9</b>	<b>4</b>	<b>744</b>	<b>1,550</b>	<b>540</b>	<b>850</b>	<b>150</b>
Share of Bengal . . . . .	10	..	6	2	3	640	10	300	60	76
“ Bombay . . . . .	72	61	73	18	8	2,955	3,090	3,211	1,292	510
“ Sind . . . . .	3	..	..	..	..	69	..	..	..	..
“ Madras . . . . .	2	54	2	1	1	80	2,025	100	30	77
<b>TOTAL</b>	<b>87</b>	<b>115</b>	<b>81</b>	<b>21</b>	<b>12</b>	<b>3,744</b>	<b>5,125</b>	<b>3,611</b>	<b>1,432</b>	<b>662</b>
<b>Olibanum or Frankincense (II. D)—</b>										
Ceylon . . . . .	..	..	59	..	..	..	..	1,200	..	..
Hongkong . . . . .	..	..	..	100	130	..	..	..	1,000	2,000
Straits Settlements (including Labuan) . . . . .	62	24	12	..	..	2,240	560	320	..	..
Other British possessions . . . . .	2	2	10	19	..	100	60	495	625	..
<b>TOTAL BRITISH EMPIRE</b>	<b>64</b>	<b>26</b>	<b>81</b>	<b>119</b>	<b>130</b>	<b>2,340</b>	<b>620</b>	<b>2,015</b>	<b>1,625</b>	<b>2,000</b>
Germany . . . . .	60	20	20	181	21	3,200	800	900	2,611	210
Belgium . . . . .	331	..	210	..	21	9,001	..	5,893	..	225
France . . . . .	..	50	..	..	20	..	1,250	..	..	600
Italy . . . . .	..	..	40	46	..	..	..	1,200	1,010	..
Austria . . . . .	..	125	..	..	..	..	5,000	..	..	..
Greece . . . . .	..	60	..	180	..	..	3,200	..	2,315	..
United States of America— Via Atlantic Coast . . . . .	25	42	207	117	..	1,225	1,275	7,028	4,555	..
Other Foreign Countries . . . . .	..	..	31	5	..	..	..	336	180	..
<b>TOTAL FOREIGN COUNTRIES</b>	<b>418</b>	<b>297</b>	<b>508</b>	<b>470</b>	<b>62</b>	<b>13,426</b>	<b>11,525</b>	<b>15,844</b>	<b>11,761</b>	<b>1,035</b>
Share of Bombay . . . . .	420	323	689	593	193	15,766	12,143	17,859	13,386	3,035

No. 14—continued

ARTICLES AND COUNTRIES OF FINAL DESTINATION; ALSO SHARE OF EACH PROVINCE	QUANTITY					VALUE				
	1927-28	1928-29	1929-30	1930-31	1931-32	1927-28	1928-29	1929-30	1930-31	1931-32
<b>Gums and Resins— continued Resin (II. D)—</b>	<b>Owts.</b>	<b>Owts.</b>	<b>Owts.</b>	<b>Owts.</b>	<b>Owts.</b>	<b>R</b>	<b>R</b>	<b>R</b>	<b>R</b>	<b>R</b>
United Kingdom . . . . .	14,000	23,149	20,538	8,000	1,020	2,23,500	3,36,101	3,81,950	1,00,000	11,537
Ceylon . . . . .	100	..	..	7	..	1,035	..	..	210	..
Straits Settlements (including Labuan) . . . . .	..	1	33	..	..	..	50	1,000	..	..
Hongkong . . . . .	..	..	..	34	178	..	..	..	1,000	7,500
Mauritius and Dependencies . . . . .	15	11	83	11	68	300	104	1,235	195	800
Western Australia . . . . .	..	..	34	104	1,947	..	..	600	1,200	24,050
South Australia (including Northern Territory) . . . . .	..	..	..	..	21	..	..	..	..	250
Victoria . . . . .	276	932	836	500	8,048	4,880	13,250	12,399	7,300	1,17,225
<i>Australian Commonwealth (Total)</i> . . . . .	276	932	870	604	10,616	4,880	13,350	12,399	8,500	1,42,125
New Zealand (including Nauru and Br. Samoa) . . . . .	..	40	200	..	..	..	650	3,250	..	..
Other British Possessions . . . . .	..	2	6	..	21	..	24	165	..	265
<b>TOTAL BRITISH EMPIRE</b>	<b>15,291</b>	<b>24,135</b>	<b>31,729</b>	<b>8,656</b>	<b>11,903</b>	<b>2,30,615</b>	<b>3,50,359</b>	<b>4,00,599</b>	<b>1,03,005</b>	<b>1,02,293</b>
Belgium . . . . .	..	..	1,203	..	..	..	..	16,055	..	..
Italy . . . . .	2,605	1,200	9,170	3,460	1,940	39,000	18,000	1,15,750	43,005	21,825
Flume . . . . .	..	..	1,100	900	..	..	..	18,750	11,250	..
Syria . . . . .	140	60	68	60	..	2,100	900	850	725	..
Iraq . . . . .	81	..	..	41	..	1,218	..	..	575	..
Java . . . . .	2,711	4,100	2,740	..	509	42,000	55,750	36,125	..	4,500
Other Foreign Countries . . . . .	33	23	65	34	76	610	280	911	531	1,000
<b>TOTAL FOREIGN COUNTRIES</b>	<b>5,570</b>	<b>5,383</b>	<b>14,346</b>	<b>4,495</b>	<b>2,525</b>	<b>85,598</b>	<b>74,980</b>	<b>1,82,441</b>	<b>56,176</b>	<b>27,301</b>
<i>Share of Bengal</i> . . . . .	<i>3,107</i>	<i>6,135</i>	<i>4,078</i>	<i>615</i>	<i>11,352</i>	<i>49,775</i>	<i>35,359</i>	<i>56,773</i>	<i>3,696</i>	<i>1,54,904</i>
<i>" Bombay</i> . . . . .	<i>74</i>	<i>9</i>	<i>94</i>	<i>37</i>	<i>306</i>	<i>291</i>	<i>105</i>	<i>1,337</i>	<i>1,976</i>	<i>1,405</i>
<i>" Sind</i> . . . . .	<i>17,740</i>	<i>23,374</i>	<i>41,903</i>	<i>12,449</i>	<i>2,970</i>	<i>2,66,137</i>	<i>3,39,825</i>	<i>6,24,930</i>	<i>1,55,410</i>	<i>33,375</i>
<b>TOTAL</b>	<b>20,861</b>	<b>29,518</b>	<b>46,075</b>	<b>13,151</b>	<b>14,428</b>	<b>3,16,203</b>	<b>4,25,289</b>	<b>5,83,040</b>	<b>1,60,081</b>	<b>1,89,084</b>
<b>Other sorts (II. D)—</b>	<b>Owts.</b>	<b>Owts.</b>	<b>Owts.</b>	<b>Owts.</b>	<b>Owts.</b>					
United Kingdom . . . . .	434	1,639	938	514	592	20,058	72,065	46,794	16,390	11,795
Aden and Dependencies . . . . .	19	109	1	2	10	559	2,310	30	70	305
Ceylon . . . . .	84	27	143	37	167	975	680	2,238	873	2,208
Straits Settlements (including Labuan) . . . . .	147	150	63	27	328	3,756	3,920	1,910	818	6,841
Hongkong . . . . .	607	1,085	519	472	468	12,670	19,814	15,774	10,685	11,484
South Australia (including Northern Territory) . . . . .	3	..	..	10	..	120	..	..	190	..
Victoria . . . . .	40	..	..	21	21	2,000	..	..	840	734
<i>Australian Commonwealth (Total)</i> . . . . .	43	..	..	31	21	2,120	..	..	1,036	734
Other British Possessions . . . . .	26	12	46	15	12	1,003	467	1,532	482	485
<b>TOTAL BRITISH EMPIRE</b>	<b>1,360</b>	<b>3,002</b>	<b>1,715</b>	<b>1,123</b>	<b>1,593</b>	<b>50,141</b>	<b>99,106</b>	<b>68,376</b>	<b>30,259</b>	<b>33,847</b>
Germany . . . . .	10,248	8,058	8,952	11,493	7,834	4,51,172	3,83,918	4,31,512	4,77,022	2,57,738
Netherlands . . . . .	..	..	316	671	817	..	..	21,025	27,200	8,556
Belgium . . . . .	5,745	7,897	3,148	2,575	1,209	1,63,030	2,60,610	99,103	53,652	10,447
France . . . . .	801	2,130	3,140	852	619	23,512	59,905	1,02,763	28,751	14,689
Italy . . . . .	99	248	65	..	72	1,980	7,645	1,675	..	2,427
Austria . . . . .	..	30	..	..	..	..	2,400	..	..	..
Iraq . . . . .	40	92	54	2	22	715	1,567	1,243	76	635
Java . . . . .	1,030	..	..	2	..	13,875	..	..	100	..
Siam . . . . .	..	1	..	..	44	..	509	..	..	1,730
Japan . . . . .	..	..	86	2	..	..	..	3,800	1,270	..
United States of America— Via Atlantic Coast . . . . .	16,136	17,604	23,105	27,073	30,838	6,90,356	7,34,231	9,09,333	8,60,602	8,07,843
Other Foreign Countries . . . . .	44	49	85	29	10	1,340	1,276	1,360	1,351	544
<b>TOTAL FOREIGN COUNTRIES</b>	<b>34,238</b>	<b>36,109</b>	<b>38,949</b>	<b>42,704</b>	<b>41,471</b>	<b>13,36,939</b>	<b>14,52,111</b>	<b>16,65,814</b>	<b>14,60,113</b>	<b>11,13,059</b>
<i>Share of Bengal</i> . . . . .	<i>1,078</i>	<i>67</i>	<i>85</i>	<i>66</i>	<i>42</i>	<i>16,323</i>	<i>1,922</i>	<i>3,235</i>	<i>2,723</i>	<i>980</i>
<i>" Bombay</i> . . . . .	<i>34,479</i>	<i>33,876</i>	<i>40,397</i>	<i>43,249</i>	<i>42,313</i>	<i>13,86,930</i>	<i>15,36,161</i>	<i>18,13,627</i>	<i>14,50,063</i>	<i>11,37,537</i>
<i>" Sind</i> . . . . .	<i>11</i>	<i>149</i>	<i>124</i>	<i>523</i>	<i>180</i>	<i>1,270</i>	<i>10,866</i>	<i>7,834</i>	<i>26,795</i>	<i>7,275</i>
<i>" Madras</i> . . . . .	<i>4</i>	<i>13</i>	<i>20</i>	<i>5</i>	<i>17</i>	<i>67</i>	<i>278</i>	<i>340</i>	<i>141</i>	<i>208</i>
<i>" Burma</i> . . . . .	<i>21</i>	<i>25</i>	<i>38</i>	<i>..</i>	<i>17</i>	<i>3,500</i>	<i>2,600</i>	<i>4,148</i>	<i>50</i>	<i>1,500</i>
<b>TOTAL</b>	<b>35,593</b>	<b>39,111</b>	<b>40,664</b>	<b>43,832</b>	<b>43,069</b>	<b>13,37,080</b>	<b>15,51,217</b>	<b>16,34,100</b>	<b>14,80,379</b>	<b>11,47,506</b>

GENERAL EXPORTS

( 686 )

INDIAN MERCHANDISE

No. 14—continued

ARTICLES, AND COUNTRIES OF FINAL DESTINATION; ALSO SHARE OF EACH PROVINCE	QUANTITY					VALUE				
	1927-28	1928-29	1929-30	1930-31	1931-32	1927-28	1928-29	1929-30	1930-31	1931-32
	Cwts.	Cwts.	Cwts.	Cwts.	Cwts.	₹	₹	₹	₹	₹
<b>Gums and Resins—cond.</b>										
<i>Total Gums and Resins—</i>										
United Kingdom . . . . .	16,006	25,402	31,883	9,033	2,308	2,69,672	4,32,677	4,48,776	1,29,330	38,325
Aden and Dependencies . . . . .	70	176	38	15	32	2,974	4,297	1,447	290	755
Ceylon . . . . .	147	122	402	86	168	3,232	4,875	7,658	1,663	2,263
Straits Settlements (including Labuan) . . . . .	451	245	175	40	426	14,724	6,500	5,440	2,823	8,808
Hongkong . . . . .	607	1,253	519	606	851	12,670	22,634	15,774	12,585	23,234
Mauritius and Dependencies . . . . .	36	17	107	19	68	1,200	389	3,105	283	866
Western Australia . . . . .	..	..	34	104	1,947	..	..	600	1,200	24,650
South Australia (including Northern Territory) . . . . .	3	..	..	10	21	120	..	..	196	250
Victoria . . . . .	376	972	856	542	8,090	9,230	15,050	13,399	8,980	1,18,589
Australian Commonwealth (Total) . . . . .	379	972	890	656	10,653	9,400	15,050	13,399	10,376	1,43,489
New Zealand (including Nauru and British Samoa) . . . . .	..	40	200	..	..	..	650	3,262	..	..
Other British Possessions . . . . .	33	24	62	38	47	1,343	941	2,119	1,541	1,415
<b>TOTAL BRITISH EMPIRE</b>	<b>17,738</b>	<b>28,251</b>	<b>34,276</b>	<b>10,493</b>	<b>14,558</b>	<b>3,15,215</b>	<b>4,87,613</b>	<b>4,96,580</b>	<b>1,68,891</b>	<b>2,19,155</b>
Russia, Northern . . . . .	..	..	..	278	..	..	..	..	7,450	..
Germany . . . . .	12,744	9,763	11,529	12,138	8,187	5,27,358	4,49,442	5,15,024	4,92,393	2,64,032
Netherlands . . . . .	..	..	316	671	838	..	..	21,025	27,290	9,186
Belgium . . . . .	9,961	8,929	6,480	4,405	1,755	2,82,789	2,94,623	1,85,342	1,02,483	26,602
France . . . . .	1,636	2,675	4,540	1,072	1,125	42,994	76,107	1,41,168	33,343	25,019
Italy . . . . .	2,704	1,535	9,235	3,506	2,012	41,040	32,170	1,19,035	44,695	24,252
Fiume . . . . .	..	..	1,100	500	..	..	..	13,750	11,250	..
Austria . . . . .	..	155	..	..	..	..	7,400	..	..	..
Greece . . . . .	..	60	..	130	..	..	3,200	..	2,315	..
Iraq . . . . .	126	92	83	49	22	2,067	1,567	1,963	839	635
Syria . . . . .	145	66	85	69	..	2,350	1,025	1,025	1,575	..
Maskat Territory and Trucial Oman . . . . .	14	31	6	1	8	536	1,410	165	75	211
Other Native States in Arabia . . . . .	42	18	40	26	42	1,223	505	663	431	710
Java [ . . . . .	3,741	4,100	2,740	3	509	55,475	55,750	36,125	100	4,500
Siam . . . . .	88	8	..	2	50	280	300	..	100	1,910
China (exclusive of Hongkong and Macao) . . . . .	..	8	60	9	..	..	100	2,460	755	..
Japan . . . . .	..	..	86	2	32	..	..	3,800	1,270	937
United States of America—										
Vid Atlantic Coast . . . . .	17,738	18,442	24,339	30,184	31,249	7,30,791	7,68,696	9,52,650	9,37,326	8,17,538
Other Foreign Countries . . . . .	39	46	98	39	45	939	1,735	2,114	1,178	919
<b>TOTAL FOREIGN COUNTRIES</b>	<b>48,898</b>	<b>45,928</b>	<b>60,837</b>	<b>53,483</b>	<b>45,874</b>	<b>16,88,992</b>	<b>16,94,030</b>	<b>19,96,304</b>	<b>16,65,868</b>	<b>11,76,451</b>
Share of Bengal . . . . .	4,332	6,235	4,201	719	11,494	70,818	88,741	66,108	13,603	1,57,385
" Bombay . . . . .	44,520	44,338	48,325	50,250	45,753	16,62,213	17,37,313	18,39,418	10,23,630	11,95,236
" Sind . . . . .	17,754	23,514	42,027	12,971	3,150	2,67,476	3,50,081	3,32,764	1,32,295	40,650
" Madras . . . . .	9	67	22	6	18	200	2,303	440	221	285
" Burma . . . . .	21	25	38	..	17	3,500	2,000	4,143	50	1,500
<b>TOTAL</b>	<b>66,636</b>	<b>74,179</b>	<b>95,113</b>	<b>63,976</b>	<b>60,432</b>	<b>20,04,207</b>	<b>21,81,543</b>	<b>24,92,884</b>	<b>18,24,759</b>	<b>13,95,006</b>
<b>Hardware and cutlery, including platedware (III. D)—</b>										
United Kingdom . . . . .	—	—	—	—	—	57,393	84,912	61,413	44,712	13,900
Gibraltar . . . . .	—	—	—	—	—	..	..	..	2,554	200
Aden and Dependencies . . . . .	—	—	—	—	—	29,008	22,237	26,534	25,591	26,111
Bahrain Islands . . . . .	—	—	—	—	—	35,076	33,401	30,403	16,954	4,208
Maldives . . . . .	—	—	—	—	—	3,327	2,407	2,155	4,893	..
Ceylon . . . . .	—	—	—	—	—	2,45,736	1,96,593	2,42,374	2,21,334	96,536



No. 14—continued

ARTICLES, AND COUNTRIES OF FINAL DESTINATION; ALSO SHARE OF EACH PROVINCE	QUANTITY					VALUE				
	1927-28	1928-29	1929-30	1930-31	1931-32	1927-28	1928-29	1929-30	1930-31	1931-32
						R	R	R	R	R
<b>Hardware and cutlery, including platedware (III. D)</b> —contd.										
Straits Settlements (including Labuan) . . . . .	—	—	—	—	—	36,427	25,514	48,481	1,70,748	35,085
Federated Malay States . . . . .	—	—	—	—	—	10,037	3,757	4,396	4,993	732
Hongkong . . . . .	—	—	—	—	—	4,590	1,680	3,795	280	540
Cape of Good Hope . . . . .	—	—	—	—	—	1,637	..	812	150	..
Natal . . . . .	—	—	—	—	—	1,547	2,155	1,607	918	1,057
Zanzibar and Pemba . . . . .	—	—	—	—	—	23,742	14,508	16,617	8,809	8,616
Kenya Colony . . . . .	—	—	—	—	—	52,952	34,569	33,042	26,555	20,935
Tanganyika Territory . . . . .	—	—	—	—	—	16,969	7,915	17,155	5,386	2,930
Anglo-Egyptian Sudan . . . . .	—	—	—	—	—	35,581	45,679	47,878	35,792	18,994
Mauritius and Dependencies . . . . .	—	—	—	—	—	4,230	2,910	3,420	350	2,045
Seychelles . . . . .	—	—	—	—	—	5,280	7,485	4,055	4,155	2,974
Canada—										
Vid Atlantic Coast . . . . .	—	—	—	—	—	3,515	30	3,228	1,400	..
Western Australia . . . . .	—	—	—	—	—	893	76	2,253	..	..
South Australia (including Northern Territory) . . . . .	—	—	—	—	—	450	..	..	..	..
Victoria . . . . .	—	—	—	—	—	25	72	129	..	..
New South Wales . . . . .	—	—	—	—	—	13	91	413	..	..
Australian Commonwealth (Total) . . . . .	—	—	—	—	—	1,331	239	2,310	..	..
Fiji Islands . . . . .	—	—	—	—	—	2,510	3,597	6,757	4,068	3,239
Other British Possessions . . . . .	—	—	—	—	—	2	605	40	300	..
<b>TOTAL BRITISH EMPIRE</b>	—	—	—	—	—	5,76,490	4,90,243	5,62,672	5,79,942	2,34,102
Sweden . . . . .	—	—	—	—	—	1,410	202	65	..	125
Germany . . . . .	—	—	—	—	—	5,121	70,349	47,507	10,340	1,480
Netherlands . . . . .	—	—	—	—	—	11,432	11,699	10,025	4,975	..
Belgium . . . . .	—	—	—	—	—	1,380	4,554	3,233	4,759	2,540
France . . . . .	—	—	—	—	—	4,005	3,003	3,865	1,371	497
Italy . . . . .	—	—	—	—	—	165	460	1,050	10,731	1,337
Maskat Territory and Trucial Oman . . . . .	—	—	—	—	—	33,890	39,422	35,206	14,015	15,039
Other Native States in Arabia . . . . .	—	—	—	—	—	29,623	35,760	25,094	17,347	6,166
Iraq . . . . .	—	—	—	—	—	33,508	44,633	13,256	29,505	19,535
Persia . . . . .	—	—	—	—	—	47,739	45,239	43,193	11,946	5,958
Sumatra . . . . .	—	—	—	—	—	..	679	..	1,311	1,093
Java . . . . .	—	—	—	—	—	3,660	11,374	15,873	30,107	12,642
Siam . . . . .	—	—	—	—	—	1,581	1,310	1,093	1,549	1,749
Japan . . . . .	—	—	—	—	—	4,693	30	415	630	692
Egypt . . . . .	—	—	—	—	—	5,507	17	353	260	540
Portuguese East Africa . . . . .	—	—	—	—	—	42,000	33,437	35,333	27,066	14,739
Italian East Africa (Somaland and Eritrea) . . . . .	—	—	—	—	—	590	2,366	2,055	4,065	1,533
French Somaliland . . . . .	—	—	—	—	—	500	2,267	436	1,424	2,331
United States of America—										
Vid Atlantic Coast . . . . .	—	—	—	—	—	1,905	2,909	3,575	4,990	2,666
" Pacific " . . . . .	—	—	—	—	—	11,430	..	114	3,733	..
Dutch Gulana . . . . .	—	—	—	—	—	2,400	..	..	..	..
Argentine Republic (including the Atlantic Coast of Patagonia) . . . . .	—	—	—	—	—	..	..	3,550	..	..
Other Foreign Countries . . . . .	—	—	—	—	—	815	1,600	320	1,296	702
<b>TOTAL FOREIGN COUNTRIES</b>	—	—	—	—	—	2,53,359	3,11,630	2,61,221	1,32,275	91,344
Share of Bengal . . . . .	—	—	—	—	—	73,614	2,35,726	1,96,735	2,96,425	1,09,039
" Bombay . . . . .	—	—	—	—	—	4,59,630	3,90,425	3,65,710	2,20,491	1,44,227
" Sind . . . . .	—	—	—	—	—	56,330	29,435	44,132	45,665	15,509
" Madras . . . . .	—	—	—	—	—	2,22,756	1,39,616	1,94,311	1,37,119	50,556
" Burma . . . . .	—	—	—	—	—	11,419	6,321	23,092	13,517	6,615
<b>TOTAL</b>	—	—	—	—	—	8,20,849	6,02,073	8,23,893	7,62,217	3,25,946

GENERAL EXPORTS

( 688 )

INDIAN MERCHANDISE

No. 14—continued

ARTICLES, AND COUNTRIES OF FINAL DESTINATION; ALSO SHARE OF EACH PROVINCE	QUANTITY					VALUE				
	1927-28	1928-29	1929-30	1930-31	1931-32	1927-28	1928-29	1929-30	1930-31	1931-32
	Tons	Tons	Tons	Tons	Tons	₹	₹	₹	₹	₹
<b>Hides and skins, raw—</b>										
<i>Hides, raw—</i>										
<i>Buffalo Hides (II. E)—</i>										
United Kingdom . . . . .	879	498	220	497	326	5,42,747	2,80,876	1,38,648	2,07,624	85,990
Cyprus . . . . .	1	..	4	..	..	1,050	..	1,021	..	..
Palestine . . . . .	4	..	..	..	..	1,777	..	..	..	..
Bahrain Islands . . . . .	..	..	..	..	5	..	..	..	..	1,731
<i>Canada—</i>										
<i>Via Atlantic Coast . . . . .</i>	89	134	..	..	..	1,12,449	1,68,535	..	..	..
Other British Possessions . . . . .	..	..	..	1	3	385	1,352	..	966	941
<b>TOTAL BRITISH EMPIRE</b>	<b>978</b>	<b>632</b>	<b>224</b>	<b>438</b>	<b>334</b>	<b>6,58,408</b>	<b>4,50,563</b>	<b>1,40,564</b>	<b>2,08,590</b>	<b>88,720</b>
<i>Finland . . . . .</i>	9	23	7	42	3	6,666	22,175	7,436	38,920	2,320
<i>Sweden . . . . .</i>	44	82	114	96	28	30,839	75,982	1,10,729	79,969	19,587
<i>Norway . . . . .</i>	33	40	13	7	12	20,331	26,014	10,029	2,897	3,825
<i>Denmark . . . . .</i>	2	12	4	3	..	2,100	8,593	3,150	2,250	..
<i>Poland (including Dantzig) . . . . .</i>	..	8	4	2	5	..	8,750	4,881	2,250	3,354
<i>Germany . . . . .</i>	2,528	2,271	1,331	1,187	665	19,80,718	22,35,181	14,82,269	10,68,504	4,83,334
<i>Netherlands . . . . .</i>	140	201	85	22	3	82,251	1,43,541	63,982	23,361	1,538
<i>Belgium . . . . .</i>	42	20	38	8	18	33,582	19,363	35,493	7,847	10,417
<i>France . . . . .</i>	85	128	42	14	11	80,103	1,07,810	30,924	14,209	7,083
<i>Spain . . . . .</i>	142	378	147	62	24	1,28,812	3,61,579	1,58,340	52,425	10,994
<i>Italy . . . . .</i>	286	313	151	111	171	1,96,677	2,41,369	1,51,254	72,853	80,972
<i>Austria . . . . .</i>	..	5	..	..	..	..	2,287	..	..	..
<i>Czechoslovakia . . . . .</i>	1	6	7	3	11	709	6,700	9,011	2,034	6,200
<i>Bulgaria . . . . .</i>	649	1,036	516	620	543	4,28,206	8,31,806	4,95,681	4,03,292	2,36,441
<i>Roumania . . . . .</i>	9	8	..	5	..	6,694	4,374	..	4,387	..
<i>Greece . . . . .</i>	624	499	458	551	137	4,44,789	3,46,630	3,04,422	4,05,239	87,531
<i>Turkey, European . . . . .</i>	295	535	187	599	382	2,07,232	3,55,298	1,14,557	3,13,189	1,25,306
<i>Turkey, Asiatic . . . . .</i>	240	90	114	75	86	1,31,246	45,481	51,112	24,046	32,420
<i>Syria . . . . .</i>	34	26	15	7	12	19,597	14,544	9,519	3,851	7,050
<i>Smyrna . . . . .</i>	74	201	193	135	121	54,615	1,00,890	1,03,973	52,086	33,306
<i>Mascat Territory and Trucial Oman . . . . .</i>	..	..	..	..	..	1,016	219	530	..	293
<i>Iraq . . . . .</i>	1	8	4	3	..	270	5,347	2,032	1,495	..
<i>Persia . . . . .</i>	39	25	42	24	3	26,991	13,051	35,632	10,515	1,402
<i>Japan . . . . .</i>	16	5	2	..	..	5,377	2,982	1,730	..	..
<i>Egypt . . . . .</i>	611	501	262	123	140	3,60,493	3,27,313	1,66,087	65,774	59,801
<i>Tripoli . . . . .</i>	..	..	3	3	42	..	..	2,300	1,574	14,978
<i>United States of America—</i>										
<i>Via Atlantic Coast . . . . .</i>	1,972	970	616	66	51	13,36,395	8,25,732	6,59,695	70,837	33,742
<i>Brazil . . . . .</i>	..	10	..	..	..	..	14,575	..	..	..
Other Foreign Countries . . . . .	1	1	3	..	..	962	963	1,458	..	..
<b>TOTAL FOREIGN COUNTRIES</b>	<b>7,377</b>	<b>7,402</b>	<b>4,358</b>	<b>3,768</b>	<b>2,368</b>	<b>55,56,621</b>	<b>61,53,449</b>	<b>39,65,682</b>	<b>27,89,904</b>	<b>12,17,144</b>
<i>Share of Bengal . . . . .</i>	6,376	6,043	3,130	3,065	1,606	43,72,977	39,85,007	30,21,790	24,08,035	9,35,204
<i>.. Bombay . . . . .</i>	202	346	115	67	145	2,95,770	5,39,455	1,63,082	45,145	73,015
<i>.. Sind . . . . .</i>	1,112	1,418	577	457	184	10,66,400	14,58,710	6,49,903	3,32,373	67,472
<i>.. Madras . . . . .</i>	3	..	..	..	2	1,531	..	..	..	540
<i>.. Burma . . . . .</i>	1,157	1,197	760	617	325	6,08,351	6,20,840	3,71,471	2,12,291	2,24,633
<b>TOTAL</b>	<b>8,850</b>	<b>8,034</b>	<b>4,582</b>	<b>4,206</b>	<b>2,702</b>	<b>62,45,029</b>	<b>68,04,012</b>	<b>41,06,246</b>	<b>29,08,494</b>	<b>13,05,804</b>
<i>Cow Hides (II. E)—</i>										
United Kingdom . . . . .	2,845	1,193	599	1,142	1,033	27,97,677	13,95,905	4,28,526	5,22,018	3,63,054

No. 14—continued

ARTICLES, AND COUNTRIES OF FINAL DESTINATION; ALSO SHARE OF EACH PROVINCE	QUANTITY					VALUE				
	1927-28	1928-29	1929-30	1930-31	1931-32	1927-28	1928-29	1929-30	1930-31	1931-32
	Tons	Tons	Tons	Tons	Tons	R	R	R	R	R
<b>Hides and skins, raw— continued</b>										
<i>Hides, raw—continued</i>										
Cow hides—contd.										
Cyprus	..	..	8	..	..	..	..	3,832	..	..
Aden and Dependencies	1	..	..	..	7	1,216	..	..	..	4,000
Bahrain Islands	..	..	..	..	20	..	..	..	..	3,161
Straits Settlements (including Labuan)	12	3	46	8	44	10,937	3,909	43,250	6,000	16,484
Cape of Good Hope	60	27	25	..	8	69,341	34,309	23,471	..	7,764
Kenya Colony	..	1	..	..	..	..	2,600	..	..	..
Canada— Via Atlantic Coast	8	..	..	..	..	18,400	..	..	..	..
Victoria	..	..	..	..	..	..	..	..	10	..
New South Wales	..	..	..	1	..	27	..	..	625	..
Australian Commonwealth (Total)	..	..	..	1	..	27	..	..	635	..
Other British Possessions	1	..	..	..	..	624	58	116	..	..
<b>TOTAL BRITISH EMPIRE</b>	<b>2,927</b>	<b>1,214</b>	<b>678</b>	<b>1,151</b>	<b>1,112</b>	<b>28,93,222</b>	<b>14,36,931</b>	<b>5,04,245</b>	<b>5,28,653</b>	<b>3,99,468</b>
<b>Russia—</b>										
Northern Russia	44	25	3	7	..	42,272	18,012	3,680	4,689	..
Finland	1,023	764	490	474	302	9,96,265	7,57,091	5,42,337	3,76,605	2,48,535
Estonia	3	1	0	..	..	2,437	1,242	9,465	..	..
Latvia	..	2	..	..	..	..	5,766	..	..	..
Sweden	920	970	976	895	520	8,63,084	9,09,674	10,40,642	7,76,449	8,34,544
Norway	330	447	727	534	550	3,36,450	4,62,870	7,75,184	4,22,592	3,17,062
Denmark	4	14	6	..	..	3,137	9,555	6,644	..	..
Poland (including Dantzg)	..	3	3	11	..	..	2,844	2,344	11,508	..
Germany	16,444	12,784	8,117	5,843	4,355	1,06,51,600	1,55,77,660	94,99,937	50,93,859	27,21,224
Netherlands	555	1,537	852	907	491	6,99,874	18,33,633	10,33,890	10,29,409	3,71,320
Belgium	230	1,014	167	30	10	2,68,540	12,36,592	2,15,443	34,856	10,244
France	66	197	85	32	18	94,111	2,48,188	80,335	10,719	9,093
Spain	1,558	2,053	2,000	1,559	1,195	18,20,416	25,43,369	24,43,376	12,39,857	7,44,796
Portugal	11	3	4	3	..	12,339	7,375	5,252	..	..
Italy	4,453	4,796	4,078	4,263	3,232	42,43,116	49,11,243	42,14,562	31,27,870	15,55,750
Austria	..	37	22	..	..	..	42,197	18,975	..	..
Czechoslovakia	264	253	264	250	99	2,23,005	2,63,230	2,92,764	1,73,571	59,237
Serb-Croat Slovene State	..	..	35	..	..	..	..	86,561	..	..
Bulgaria	131	123	142	323	311	1,14,989	1,27,799	1,66,272	2,33,831	1,77,205
Roumania	111	6	1	5	10	1,03,723	6,573	932	3,075	5,570
Greece	279	1,047	391	713	573	2,69,339	11,33,633	4,06,237	4,72,423	2,96,435
Crete	11	2	2	38	32	10,227	2,812	3,100	26,323	15,376
Turkey, European	230	223	260	400	495	2,01,591	2,45,731	2,34,505	2,66,041	2,44,479
Turkey, Asiatic	39	18	12	5	22	20,457	16,146	8,503	2,405	5,976
Syria	3	..	2	2	4	5,765	..	2,006	926	1,550
Smyrna	4	1	..	1	5	3,162	791	..	527	1,253
Persia	15	..	5	1	..	12,357	530	5,527	1,490	..
China (exclusive of Hong- kong and Macao)	..	..	2	..	..	..	..	1,571	..	..
Japan	14	13	9	7	59	14,657	13,214	4,411	4,513	42,069
Portuguese East Africa	..	..	..	14	..	..	..	..	14,625	..
Egypt	67	106	101	205	35	64,130	1,40,159	90,651	1,25,304	43,236
United States of America— Via Atlantic Coast	355	353	229	150	..	8,74,313	3,51,139	1,32,941	41,317	..
<b>TOTAL FOREIGN COUNTRIES</b>	<b>27,069</b>	<b>26,351</b>	<b>19,003</b>	<b>16,669</b>	<b>12,458</b>	<b>2,79,11,461</b>	<b>3,08,80,658</b>	<b>2,18,49,236</b>	<b>1,35,63,844</b>	<b>72,02,153</b>
<b>Share of Bengal</b>	<b>22,543</b>	<b>19,365</b>	<b>14,763</b>	<b>12,126</b>	<b>9,094</b>	<b>2,17,73,333</b>	<b>2,00,31,023</b>	<b>1,66,35,743</b>	<b>1,01,91,637</b>	<b>54,33,539</b>
"    Bamday	370	1,337	695	967	349	6,43,317	23,25,330	10,37,002	9,34,772	2,49,623
"    Sind	4,304	4,143	2,314	1,731	1,164	55,65,573	55,43,227	27,19,307	16,19,099	3,59,909
"    Madras	1	..	..	..	..	1,931	217	116	190	..
"    Burma	3,473	3,730	2,004	2,996	2,963	23,19,994	35,66,237	15,11,363	13,46,749	10,53,500
<b>TOTAL</b>	<b>30,593</b>	<b>23,065</b>	<b>19,631</b>	<b>17,320</b>	<b>13,570</b>	<b>3,08,04,633</b>	<b>3,23,06,539</b>	<b>2,18,63,531</b>	<b>1,40,92,497</b>	<b>76,01,021</b>
<b>Calf skins—</b>										
Buffalo Calf skins (H. E.)										
United Kingdom	13	11	20	25	6	14,337	12,303	15,941	15,912	3,156
Canada— Via Atlantic Coast	9	..	..	..	..	9,732	..	..	..	..
Other British Possessions	..	..	..	..	..	513	..	..	2	..
<b>TOTAL BRITISH EMPIRE</b>	<b>22</b>	<b>11</b>	<b>20</b>	<b>25</b>	<b>6</b>	<b>24,582</b>	<b>12,303</b>	<b>15,941</b>	<b>15,914</b>	<b>3,156</b>
Germany	111	90	123	91	63	1,13,236	8,936	1,12,423	74,001	45,839
Netherlands	8	..	17	42	22	6,924	..	13,817	23,023	10,994
Belgium	..	..	9	8	..	..	..	7,941	5,611	..

GENERAL EXPORTS

( 690 )

INDIAN MERCHANDISE

No. 14—continued

ARTICLES, AND COUNTRIES OF FINAL DESTINATION; ALSO SHARE OF EACH PROVINCE	QUANTITY					VALUE				
	1927-28	1928-29	1929-30	1930-31	1931-32	1927-28	1928-29	1929-30	1930-31	1931-32
	Tons	Tons	Tons	Tons	Tons	Rs	Rs	Rs	Rs	Rs
<b>Hides and skins, raw—</b>										
<i>continued</i>										
<b>Hides, raw—continued</b>										
<b>Calf skins—contd.</b>										
Buffalo Calf skins (II. E)										
—contd.										
France . . . . .	2	2	5	1	..	1,719	1,250	4,344	860	..
Spain . . . . .	75	72	42	30	6	68,605	68,620	46,471	16,531	1,581
Italy . . . . .	92	151	108	99	35	78,332	1,41,075	89,949	67,923	16,108
Bulgaria . . . . .	27	12	8	..	1	30,968	11,295	6,479	..	485
Roumania . . . . .	3	..	..	..	..	3,062	..	..	..	..
Greece . . . . .	22	13	4	1	..	23,266	16,769	2,253	708	..
Turkey, European . . . . .	59	10	..	..	..	51,348	6,714	..	..	..
Egypt . . . . .	3	2	..	28	..	2,098	2,934	..	18,204	..
United States of America— Via Atlantic Coast . . . . .	30	62	67	6	1	28,413	54,545	56,546	6,960	211
Other Foreign Countries . . . . .	..	..	..	..	1	..	..	..	..	651
<b>TOTAL FOREIGN COUNTRIES.</b>	<b>432</b>	<b>415</b>	<b>381</b>	<b>306</b>	<b>129</b>	<b>4,08,021</b>	<b>3,97,138</b>	<b>3,40,228</b>	<b>2,18,831</b>	<b>75,869</b>
<b>Share of Bengal</b>	..	2	..	..	..	..	2,146	..	..	..
"  Bombay . . . . .	1	..	..	14	2	1,718	..	..	5,900	919
"  Sind . . . . .	453	424	401	317	133	4,30,322	4,07,295	3,56,169	2,23,893	78,106
"  Madras . . . . .	..	..	..	..	..	518	..	..	2	..
<b>TOTAL</b>	<b>459</b>	<b>426</b>	<b>401</b>	<b>331</b>	<b>135</b>	<b>4,33,158</b>	<b>4,09,441</b>	<b>3,56,169</b>	<b>2,29,795</b>	<b>79,025</b>
<b>Cow Calf skins (II. E)—</b>										
<b>United Kingdom</b>	Tons 24	Tons 7	Tons ..	Tons ..	Tons ..	32,890	11,399	..	..	391
Other British Possessions . . . . .	2	1	..	..	..	885	428	..	2	..
<b>TOTAL BRITISH EMPIRE.</b>	<b>26</b>	<b>8</b>	<b>..</b>	<b>..</b>	<b>..</b>	<b>33,775</b>	<b>11,827</b>	<b>..</b>	<b>2</b>	<b>391</b>
Finland . . . . .	..	9	3	..	..	..	14,235	3,750	..	..
Germany . . . . .	382	236	71	74	..	5,16,058	3,47,388	94,835	84,419	..
Netherlands . . . . .	5	77	61	74	58	3,449	1,39,509	75,551	69,943	43,210
Belgium . . . . .	2	54	34	30	3	4,256	77,172	40,540	33,690	2,312
France . . . . .	1	2	2	8	9	4,395	3,701	2,173	7,640	6,539
Spain . . . . .	153	206	286	197	96	2,18,012	2,72,592	3,31,323	1,90,759	77,117
Italy . . . . .	119	131	51	25	34	1,64,259	1,94,933	73,327	22,203	18,992
Roumania . . . . .	2	..	..	..	..	1,308	..	..	..	..
Bulgaria . . . . .	5	2	12	..	4	9,777	1,562	17,000	..	2,102
Greece . . . . .	6	6	..	..	..	6,559	4,554	..	..	..
Turkey, European . . . . .	1	4	..	..	..	1,745	4,623	..	..	..
Turkey, Asiatic . . . . .	1	..	..	..	..	1,944	..	..	..	..
Syria . . . . .	1	..	..	..	..	1,271	..	..	..	..
Japan . . . . .	..	..	..	..	8	..	..	308	..	6,601
United States of America— Via Atlantic Coast . . . . .	..	4	18	..	..	325	7,565	17,857	27	4,166
Other Foreign Countries . . . . .	..	..	..	..	..	..	..	..	472	..
<b>TOTAL FOREIGN COUNTRIES.</b>	<b>633</b>	<b>731</b>	<b>538</b>	<b>408</b>	<b>212</b>	<b>9,38,446</b>	<b>10,70,339</b>	<b>6,56,717</b>	<b>4,09,163</b>	<b>1,61,539</b>
<b>Share of Bengal</b>	4	38	37	12	10	4,320	44,616	42,465	10,733	3,809
"  Bombay . . . . .	1	1	..	6	..	3,352	3,220	1,653	4,527	4,225
"  Sind . . . . .	704	639	501	390	198	9,33,549	10,33,992	6,12,599	3,92,833	1,46,994
"  Madras . . . . .	..	1	..	..	..	..	428	..	2	3,103
"  Burma . . . . .	..	..	..	..	4	..	..	..	..	..
<b>TOTAL</b>	<b>709</b>	<b>739</b>	<b>538</b>	<b>408</b>	<b>212</b>	<b>9,72,221</b>	<b>10,82,166</b>	<b>6,56,717</b>	<b>4,09,165</b>	<b>1,61,930</b>
<b>Total Calf skins (II. E)—</b>										
<b>United Kingdom</b>	Tons 42	Tons 18	Tons 20	Tons 25	Tons 6	47,727	23,702	15,941	15,912	3,547
Canada— Via Atlantic Coast . . . . .	9	..	..	..	..	9,782	..	..	..	..
Other British Possessions . . . . .	2	1	..	..	..	1,403	428	..	4	..
<b>TOTAL BRITISH EMPIRE.</b>	<b>53</b>	<b>19</b>	<b>20</b>	<b>25</b>	<b>6</b>	<b>58,912</b>	<b>24,130</b>	<b>15,941</b>	<b>15,916</b>	<b>3,547</b>
Finland . . . . .	..	9	3	..	..	..	14,235	3,750	..	..
Germany . . . . .	498	326	194	165	63	6,29,344	4,46,824	2,07,313	1,58,420	45,839
Netherlands . . . . .	13	77	78	116	80	15,373	1,39,509	89,368	92,966	54,204
Belgium . . . . .	2	54	43	38	3	4,256	77,172	48,431	39,301	2,312
France . . . . .	3	4	7	9	9	6,114	4,951	6,522	8,500	6,539
Spain . . . . .	233	278	323	227	102	2,38,617	3,36,212	3,77,794	2,07,230	78,698
Italy . . . . .	211	282	157	124	69	2,42,591	3,39,008	1,68,276	90,126	35,100
Bulgaria . . . . .	32	14	20	..	5	40,745	12,357	23,479	..	2,537
Roumania . . . . .	5	..	..	..	..	4,458	..	..	..	..
Greece . . . . .	23	19	4	1	..	29,335	21,323	2,253	708	..
Turkey, European . . . . .	60	14	..	..	..	53,093	11,342	..	..	..
Turkey, Asiatic . . . . .	1	..	..	..	..	1,944	..	..	..	..
Syria . . . . .	1	..	..	..	..	1,271	..	..	..	..
Egypt . . . . .	3	3	..	28	..	2,098	2,934	..	18,204	..
Japan . . . . .	..	..	..	..	8	..	..	308	..	6,601
United States of America— Via Atlantic Coast . . . . .	..	66	85	6	1	28,738	62,110	74,403	6,937	4,377
Other Foreign Countries . . . . .	..	..	..	..	1	..	..	..	472	651
<b>TOTAL FOREIGN COUNTRIES.</b>	<b>1,115</b>	<b>1,146</b>	<b>919</b>	<b>714</b>	<b>341</b>	<b>18,46,467</b>	<b>14,67,477</b>	<b>9,90,945</b>	<b>6,23,034</b>	<b>2,37,408</b>

ARTICLES, AND COUNTRIES OF FINAL DESTINATION; ALSO SHARE OF EACH PROVINCE	QUANTITY					VALUE				
	1927-28	1928-29	1929-30	1930-31	1931-32	1927-28	1928-29	1929-30	1930-31	1931-32
<b>Hides and skins, raw—continued</b>						R	R	R	R	R
<i>Hides, raw—continued</i>										
Total Calf skins (II. B)— <i>continued</i>	Tons	Tons	Tons	Tons	Tons					
Share of Bengal . . . . .	4	40	37	12	10	4,820	46,762	42,465	10,738	8,609
„ Bombay . . . . .	2	1	..	20	2	5,570	3,220	1,653	10,427	5,744
„ Sind . . . . .	1,162	1,123	902	707	331	12,94,471	14,41,197	9,63,788	6,17,781	2,25,100
„ Madras . . . . .	..	1	..	..	..	518	422	..	4	..
„ Burma . . . . .	..	..	..	..	4	..	..	..	..	2,102
<b>TOTAL</b>	1,168	1,165	939	739	347	14,05,379	14,91,607	10,12,886	6,38,950	2,40,955
<b>Other hides (II. B)—</b>	Tons	Tons	Tons	Tons	Tons					
United Kingdom . . . . .	4	7	2	37	5	1,295	2,734	462	20,204	800
Bahrain Islands . . . . .	..	..	..	..	3	..	..	..	..	568
<b>TOTAL BRITISH EMPIRE</b>	4	7	2	37	8	1,295	2,734	462	20,204	1,368
Sweden . . . . .	..	2	..	..	..	..	2,021	..	..	..
Germany . . . . .	36	61	34	5	..	29,757	1,27,553	40,980	1,677	..
Netherlands . . . . .	..	2	..	..	..	..	2,497	..	..	..
Italy . . . . .	..	3	..	3	..	..	1,106	..	597	..
Greece . . . . .	..	3	..	..	..	..	3,000	..	..	..
Persia . . . . .	10	5	7	3	1	2,987	1,664	2,628	980	210
United States of America— Via Atlantic Coast . . . . .	..	..	..	6	..	..	..	100	7,631	..
<b>TOTAL FOREIGN COUNTRIES</b>	46	76	41	17	1	32,744	1,37,841	43,708	10,885	210
Share of Bengal . . . . .	4	6	..	..	..	3,690	6,226	..	..	..
„ Bombay . . . . .	..	..	3	..	..	..	..	7,880	..	..
„ Sind . . . . .	46	77	35	54	9	30,249	7,34,649	36,490	31,089	1,573
„ Madras . . . . .	..	..	..	..	..	100	..	..	..	..
<b>TOTAL</b>	50	83	43	54	9	34,039	1,40,575	44,170	31,089	1,573
<b>Total Hides, raw—</b>	Tons	Tons	Tons	Tons	Tons					
United Kingdom . . . . .	2,770	1,706	841	1,641	1,370	33,89,446	17,03,017	5,93,572	7,65,758	4,58,893
Cyprus . . . . .	1	..	12	..	..	1,050	..	5,803	..	..
Palestine . . . . .	4	..	..	..	..	1,777	..	..	..	..
Aden and Dependencies . . . . .	1	..	..	..	7	1,216	..	..	..	4,000
Bahrain Islands . . . . .	..	..	..	..	23	807	58	116	..	10,517
Straits Settlements (including Labuan) . . . . .	12	3	40	8	45	11,038	4,011	43,250	6,200	16,884
Cape of Good Hope . . . . .	60	28	25	..	8	69,341	34,827	28,471	..	7,764
Kenya Colony . . . . .	..	1	..	..	..	..	3,160	..	..	..
Canada—										
Via Atlantic Coast . . . . .	106	134	..	..	..	1,35,631	1,68,535	..	..	..
Victoria . . . . .	..	..	..	..	..	..	..	..	14	..
New South Wales . . . . .	2	..	..	2	..	912	..	..	1,891	..
Australian Commonwealth (Total) . . . . .	2	..	..	2	..	912	..	..	1,405	..
Other British Possessions . . . . .	1	..	..	..	2	1,431	808	116	..	540
<b>TOTAL BRITISH EMPIRE</b>	3,957	1,872	924	1,651	1,460	36,11,837	19,14,353	6,61,212	7,73,863	4,93,096
Russia—										
Northern Russia . . . . .	44	25	4	7	..	42,272	18,012	4,266	4,689	..
Pacific Ports (in Asia) . . . . .	..	1	..	..	..	..	963	..	..	..
Finland . . . . .	1,032	796	500	516	395	10,02,931	7,93,501	5,53,523	4,15,525	2,50,855
Estonia . . . . .	3	1	9	..	..	2,437	1,242	9,465	..	..
Latvia . . . . .	..	2	..	..	..	..	5,766	..	..	..
Sweden . . . . .	964	1,054	1,090	991	548	8,98,923	9,87,577	11,51,371	8,56,418	3,54,278
Norway . . . . .	363	487	740	541	568	3,65,781	4,88,894	7,85,213	4,25,489	3,21,141
Denmark . . . . .	..	..	..	..	..	..	..	..	..	..
Poland (including Dantzic) . . . . .	6	26	10	3	..	5,237	18,148	9,794	2,250	..
Germany . . . . .	19,501	15,442	9,676	7,200	5,033	1,92,91,419	1,83,87,218	1,11,80,499	63,22,460	32,50,397
Netherlands . . . . .	708	1,867	1,015	1,045	574	7,37,498	21,19,230	12,37,240	11,45,736	4,27,562
Belgium . . . . .	274	1,088	243	76	31	3,06,378	13,33,127	2,99,416	32,004	23,473
France . . . . .	154	329	134	55	38	1,80,323	3,60,949	1,13,231	42,423	22,720
Spain . . . . .	1,933	2,709	2,475	1,849	1,321	22,35,845	32,46,190	29,80,010	15,49,572	8,34,437
Portugal . . . . .	12	8	4	..	..	13,714	7,875	5,352	..	..
Italy . . . . .	4,950	5,394	4,386	4,501	3,372	46,82,334	54,91,726	45,29,332	32,91,446	16,21,322

GENERAL EXPORTS

INDIAN MERCHANDISE

( 692 )

No. 14—continued

ARTICLES, AND COUNTRIES OF FINAL DESTINATION; ALSO SHARE OF EACH PROVINCE	QUANTITY					VALUE				
	1927-28	1928-29	1929-30	1930-31	1931-32	1927-28	1928-29	1929-30	1930-31	1931-32
	Tons	Tons	Tons	Tons	Tons	R	R	R	R	R
Hides and skins, raw—continued										
Total Hides, raw—continued										
Austria . . . . .	..	42	22	..	..	..	44,484	18,975	..	..
Czechoslovakia . . . . .	265	259	271	253	110	2,23,714	2,04,960	2,71,775	1,81,205	62,4
Serb-Croat Slovene State . . . . .	..	..	35	..	..	..	..	86,561	..	..
Bulgaria . . . . .	812	1,178	678	943	859	5,83,940	9,72,462	6,85,362	7,02,173	4,16,2
Roumania . . . . .	125	14	1	10	10	1,19,880	10,952	932	7,402	5,5
Greece . . . . .	931	1,568	843	1,235	710	7,43,903	15,04,591	7,12,962	8,78,435	3,84,0
Greta . . . . .	11	2	4	38	32	10,227	2,812	3,972	26,823	15,3
Turkey, European . . . . .	585	771	456	999	877	4,61,916	6,12,371	3,99,062	5,79,230	3,69,7
Turkey, Asiatic . . . . .	280	108	126	80	108	1,62,647	61,627	59,615	26,451	38,3
Syria . . . . .	43	26	17	9	16	26,638	14,544	11,525	4,777	8,60
Smyrna . . . . .	78	202	198	136	126	57,777	1,01,681	1,03,973	52,613	35,05
Mascat Territory and Trucial Oman . . . . .	..	..	..	..	..	1,016	219	530	..	29
Iraq . . . . .	1	8	4	3	..	270	5,347	2,032	1,495	..
Persia . . . . .	64	30	54	28	4	42,835	20,245	43,787	19,457	1,61
China (exclusive of Hong Kong and Macao) . . . . .	..	..	2	..	..	87	..	1,571	..	..
Japan . . . . .	30	18	11	7	67	20,034	16,196	6,453	4,513	49,27
Egypt . . . . .	681	610	363	356	225	4,26,771	4,70,406	2,56,638	2,09,232	1,03,037
Tripoli . . . . .	..	..	3	3	42	..	..	2,300	1,574	14,978
Portuguese East Africa . . . . .	..	..	..	14	..	..	..	..	14,625	..
United States of America—Via Atlantic Coast . . . . .	2,857	1,389	930	223	52	2,39,446	12,33,931	8,67,139	1,26,272	43,119
Brazil . . . . .	..	10	..	..	..	..	14,575	..	..	..
<b>TOTAL FOREIGN COUNTRIES</b>	<b>36,707</b>	<b>35,475</b>	<b>24,321</b>	<b>21,163</b>	<b>15,163</b>	<b>3,48,77,293</b>	<b>3,86,28,425</b>	<b>2,68,55,621</b>	<b>1,69,37,667</b>	<b>36,56,920</b>
Share of Bengal . . . . .	28,932	23,954	17,935	16,203	10,710	2,60,55,325	2,41,13,733	1,95,99,998	1,26,11,110	63,77,402
„ Bombay . . . . .	574	1,674	313	1,054	496	9,44,657	33,88,555	12,59,417	9,90,344	3,32,732
„ Sind . . . . .	6,524	6,791	3,723	2,949	1,623	80,56,693	38,77,733	42,74,463	26,00,342	11,54,059
„ Madras . . . . .	4	1	..	..	2	4,110	645	116	194	2,642
„ Burma . . . . .	4,630	4,927	2,764	3,613	3,792	34,23,345	41,77,077	18,32,334	15,59,040	12,33,133
<b>TOTAL</b>	<b>40,664</b>	<b>37,347</b>	<b>25,245</b>	<b>22,819</b>	<b>16,623</b>	<b>3,84,89,180</b>	<b>4,05,42,733</b>	<b>2,70,16,333</b>	<b>1,77,61,030</b>	<b>91,50,018</b>
Skins, raw—Goat skins (L. B)—										
United Kingdom . . . . .	896	681	553	1,002	2,437	23,90,563	18,25,323	19,76,566	27,00,255	43,75,476
Aden and Dependencies Straits Settlements (including Labuan) . . . . .	2	..	..	2	..	4,950	..	..	1,300	..
Canada—Via Atlantic Coast . . . . .	..	..	..	1	1	..	..	..	4,500	4,500
South Australia (including Northern Territory) . . . . .	..	..	..	..	..	..	..	10	..	..
Victoria . . . . .	58	62	202	104	175	2,94,550	3,15,641	7,97,142	4,14,040	3,42,974
Tasmania . . . . .	..	..	..	6	..	..	..	..	28,975	..
New South Wales . . . . .	189	121	244	203	98	6,20,047	5,23,865	11,08,330	3,95,193	2,13,497
Queensland Australian Commonwealth (Total) . . . . .	19	32	35	17	8	78,000	1,16,958	1,23,010	71,928	23,301
Other British Possessions . . . . .	..	..	..	..	..	216	..	..	1,219	..
<b>TOTAL BRITISH EMPIRE</b>	<b>1,164</b>	<b>854</b>	<b>1,035</b>	<b>1,336</b>	<b>2,719</b>	<b>33,88,363</b>	<b>27,90,769</b>	<b>40,06,779</b>	<b>41,17,410</b>	<b>49,59,743</b>
Sweden . . . . .	..	..	..	1	..	..	..	..	2,339	..
Russia—Northern Russia . . . . .	..	..	..	..	..	1,000	..	..	..	..
Finland . . . . .	..	..	1	..	..	..	..	2,000	..	..
Germany . . . . .	398	241	61	66	123	11,00,707	9,13,609	1,49,153	1,91,187	1,36,097
Netherlands . . . . .	657	435	220	441	363	25,36,273	17,35,272	8,58,530	12,96,176	8,37,740
Belgium . . . . .	14	196	296	202	247	34,750	9,06,662	17,35,766	8,76,339	7,43,352
France . . . . .	712	830	367	567	399	21,10,237	30,97,427	13,07,823	13,04,003	10,35,658
Spain . . . . .	65	163	1	12	53	1,40,390	3,78,937	2,000	17,969	76,073
Switzerland . . . . .	..	..	..	3	..	..	..	..	7,500	..
Italy . . . . .	6	22	19	63	76	15,975	50,734	55,374	1,35,149	1,60,533
Greece . . . . .	..	3	..	2	..	..	7,500	..	493	30
Turkey, European . . . . .	..	2	..	..	..	..	4,630	..	..	..
Japan . . . . .	..	..	..	..	12	473	1,314	200	..	25,000
Egypt . . . . .	1	11	1	7	..	755	2,040	2,100	62,500	..
Morocco . . . . .	..	1	..	..	..	..	3,951	..	..	..
Italian East Africa . . . . .	..	..	32	..	..	..	..	33,237	..	..

No. 14—continued

ARTICLES, AND COUNTRIES OF FINAL DESTINATION; ALSO SHARE OF EACH PROVINCE	QUANTITY					VALUE				
	1927-28	1928-29	1929-30	1930-31	1931-32	1927-28	1928-29	1929-30	1930-31	1931-32
<b>Hides and skins, raw—continued</b>						₹	₹	₹	₹	₹
<i>Skins, raw—continued</i>										
Goat skins (II. E)— <i>continued</i>	Tons	Tons	Tons	Tons	Tons					
United States of America— Vid Atlantic Coast	16,688	18,614	18,595	14,711	11,616	3,46,01,818	3,98,95,391	3,61,06,939	2,55,83,960	1,77,39,550
" Pacific "	1	5	..	..	..	2,400	16,460	..	..	..
Cuba	..	130	..	..	..	..	2,58,642	..	..	..
Other Foreign Countries	..	..	..	..	..	..	450	569	..	..
<b>TOTAL FOREIGN COUNTRIES</b>	<b>17,542</b>	<b>20,753</b>	<b>19,593</b>	<b>16,090</b>	<b>12,894</b>	<b>4,05,44,838</b>	<b>4,67,78,819</b>	<b>4,03,09,241</b>	<b>2,94,78,115</b>	<b>2,08,59,683</b>
<i>Share of Bengal</i>	9,144	9,326	7,008	6,392	3,213	2,34,53,033	2,98,21,945	2,34,76,333	1,91,52,132	1,60,31,983
" Bombay	4,093	4,790	6,294	5,033	1,865	63,25,766	81,57,240	86,16,338	52,87,821	19,05,446
" Sind	4,321	5,537	6,414	4,445	4,297	61,52,776	78,39,662	97,15,888	64,24,948	50,84,764
" Madras	1,146	1,430	911	995	1,338	29,99,151	37,32,976	25,02,245	27,30,124	25,57,338
" Burma	2	24	3	..	..	1,875	12,765	5,168	500	..
<b>TOTAL</b>	<b>18,706</b>	<b>21,607</b>	<b>20,628</b>	<b>17,415</b>	<b>15,613</b>	<b>4,39,33,201</b>	<b>4,95,64,588</b>	<b>4,43,16,020</b>	<b>3,35,95,525</b>	<b>2,58,19,481</b>
<b>Sheep skins (II. E)—</b>	<b>Tons</b>	<b>Tons</b>	<b>Tons</b>	<b>Tons</b>	<b>Tons</b>					
United Kingdom	22	52	29	20	38	19,898	87,241	41,322	49,754	1,03,849
Ceylon	..	2	1	..	2	4,165	13,000	14,891	9,072	7,298
Other British Possessions	..	1	2	..	..	500	1,063	700	1	..
<b>TOTAL BRITISH EMPIRE</b>	<b>22</b>	<b>55</b>	<b>32</b>	<b>20</b>	<b>35</b>	<b>24,563</b>	<b>1,01,304</b>	<b>56,913</b>	<b>59,427</b>	<b>1,11,147</b>
Finland	2	..	..	..	..	2,656	..	..	..	..
Sweden	4	26	44	68	34	7,463	33,000	69,110	99,434	35,706
Norway	..	6	..	..	..	..	7,500	..	..	..
Germany	123	330	206	64	5	1,73,625	3,75,917	2,80,068	92,785	15,470
Netherlands	5	21	19	29	15	5,375	31,358	27,013	43,500	12,187
Belgium	2	2	20	4	..	3,000	3,080	29,687	4,830	..
France	74	168	237	197	68	1,13,457	2,52,467	3,57,569	2,88,682	91,040
Spain	..	1	..	..	..	..	2,325	..	..	..
Italy	111	118	217	268	360	2,01,715	1,85,412	3,24,432	3,23,132	2,99,064
Turkey, European	..	1	3	..	..	..	2,100	11,066	..	..
China (exclusive of Hong- kong and Macao)	..	1	..	..	..	515	2,490	..	468	..
United States of America— Vid Atlantic Coast	36	111	104	14	3	59,893	1,45,268	1,49,410	22,009	2,976
Other Foreign Countries	..	..	..	..	..	22	907	354	..	18
<b>TOTAL FOREIGN COUNTRIES</b>	<b>357</b>	<b>785</b>	<b>355</b>	<b>339</b>	<b>435</b>	<b>5,72,721</b>	<b>10,47,274</b>	<b>12,48,709</b>	<b>8,79,900</b>	<b>4,56,461</b>
<i>Share of Bengal</i>	54	113	107	..	16	70,434	1,58,526	1,35,797	2,739	16,230
" Bombay	20	30	30	15	28	40,778	79,119	43,308	30,328	56,388
" Sind	260	537	638	373	439	4,06,173	7,25,062	9,43,235	7,30,040	3,96,924
" Madras	45	107	101	71	38	79,890	1,33,912	1,78,374	1,26,230	68,066
" Burma	..	3	11	..	..	10	1,959	6,908	..	..
<b>TOTAL</b>	<b>379</b>	<b>840</b>	<b>837</b>	<b>650</b>	<b>620</b>	<b>5,97,234</b>	<b>11,48,578</b>	<b>13,05,622</b>	<b>9,39,827</b>	<b>5,67,808</b>
<b>Other skins (II. E)—</b>	<b>Tons</b>	<b>Tons</b>	<b>Tons</b>	<b>Tons</b>	<b>Tons</b>					
United Kingdom	80	16	95	58	35	9,14,784	3,29,090	10,37,076	4,48,492	1,75,222
Ceylon	2	..	..	..	..	20,885	1,952	270	1,400	155
Straits Settlements (includ- ing Labuan)	..	..	..	..	..	..	200	4,200	..	150
Hongkong	..	..	..	..	1	24	900	2,410	5,513	7,687
Natal	..	..	..	..	..	..	..	2,662	..	..
South Australia (including Northern Territory)	..	..	..	..	..	..	..	400	2,003	..
Victoria	2	..	3	2	7	12,458	11,800	25,351	6,700	25,277
New South Wales	6	6	4	2	16	1,05,112	65,007	29,454	39,287	82,232
Australian Commonwealth (Total)	8	6	7	4	33	1,17,570	76,807	55,205	47,990	1,07,509
New Zealand (including Nauru and Br. Samoa)	..	..	..	..	..	..	..	..	3,180	..
Other British Possessions	..	..	..	..	..	146	..	..	255	200
<b>TOTAL BRITISH EMPIRE</b>	<b>90</b>	<b>25</b>	<b>102</b>	<b>62</b>	<b>59</b>	<b>10,53,209</b>	<b>4,09,889</b>	<b>11,01,823</b>	<b>5,04,480</b>	<b>2,60,923</b>

GENERAL EXPORTS

INDIAN MERCHANDISE

( 694 )

No. 14—continued

ARTICLES, AND COUNTRIES OF FINAL DESTINATION; ALSO SHARE OF EACH PROVINCE	QUANTITY					VALUE				
	1927-28	1928-29	1929-30	1930-31	1931-32	1927-28	1928-29	1929-30	1930-31	1931-32
	Tons	Tons	Tons	Tons	Tons	R	R	R	R	R
<b>Hides and skins, raw—continued</b>										
<i>Skins, raw—concluded</i>										
Other Skins (II. E)—continued										
Germany	50	14	20	23	38	6,07,614	1,74,834	2,32,310	1,78,234	78,849
Netherlands	..	25	23	44	16	9,300	58,298	3,41,972	3,43,694	78,437
Belgium	..	..	7	..	4	627	53	1,06,576	..	19,900
France	137	285	186	89	198	19,06,297	19,99,898	21,88,417	4,80,234	8,70,422
Italy	..	..	..	..	..	496	1,675	3,154	1,447	..
Indo-China (including Cochin-China, Cambodia, Annam, Tonkin and French-leased territories in China)	..	..	..	..	..	..	..	..	..	1,800
China (exclusive of Hongkong and Macao)	2	..	..	..	1	8,135	2,407	5,350	2,899	2,487
Japan	..	1	..	..	..	22,560	16,567	..	100	..
United States of America—Via Atlantic Coast	63	94	185	14	14	7,08,627	7,66,879	22,55,452	2,17,967	1,52,300
" Pacific	..	..	..	..	1	..	206	300	..	..
Other Foreign Countries	..	..	..	..	..	8	..	1,025	200	373
<b>TOTAL FOREIGN COUNTRIES</b>	<b>252</b>	<b>419</b>	<b>421</b>	<b>184</b>	<b>272</b>	<b>33,51,664</b>	<b>30,18,517</b>	<b>51,34,556</b>	<b>12,19,825</b>	<b>7,02,518</b>
Share of Bengal	225	377	375	193	315	30,92,885	27,40,713	47,43,933	13,30,585	8,49,760
" Bombay	31	55	78	7	7	3,04,733	5,64,333	7,62,195	1,35,144	82,709
" Sind	6	3	26	2	6	92,374	27,276	2,08,558	19,716	55,609
" Madras	26	5	43	24	3	4,09,912	92,067	5,21,173	2,33,591	26,213
" Burma	4	5	1	..	..	4,364	4,027	510	269	160
<b>TOTAL</b>	<b>342</b>	<b>444</b>	<b>523</b>	<b>226</b>	<b>331</b>	<b>44,04,373</b>	<b>34,28,406</b>	<b>62,36,879</b>	<b>17,22,305</b>	<b>9,93,441</b>
<b>Total Skins, raw—</b>	<b>Tons</b>	<b>Tons</b>	<b>Tons</b>	<b>Tons</b>	<b>Tons</b>					
United Kingdom	998	702	677	1,080	2,505	33,25,245	22,42,554	36,54,964	31,98,501	46,54,547
Aden and Dependencies	2	..	2	2	..	4,950	..	700	1,300	200
Ceylon	2	2	1	..	2	25,066	14,992	15,161	11,194	7,453
Straits Settlements (including Labuan)	..	9	1	..	..	537	9,989	5,921	..	150
Hongkong	..	..	..	..	1	24	900	2,410	5,513	7,687
Natal	..	..	..	..	..	..	..	2,662	..	..
Canada—Via Atlantic Coast	..	..	..	1	1	107	..	..	5,455	4,500
South Australia (including Northern Territory)	..	..	..	..	..	..	..	420	2,003	..
Victoria	60	62	205	106	182	3,07,008	3,27,441	8,22,493	4,20,741	3,68,251
Tasmania	..	..	..	6	..	..	..	..	23,975	..
New South Wales	195	127	243	205	114	7,25,159	5,89,128	11,37,784	9,34,430	2,95,729
Queensland	19	32	35	17	8	78,000	1,16,958	1,28,010	71,923	23,301
Australian Commonwealth (Total)	274	221	433	334	304	11,10,167	10,33,587	20,33,697	14,58,127	6,87,281
New-Zealand (including Nauru and British Samoa)	..	..	..	..	..	..	..	..	4,102	..
Other British Possessions	..	..	..	..	..	39	..	..	125	..
<b>TOTAL BRITISH EMPIRE</b>	<b>1,276</b>	<b>934</b>	<b>1,169</b>	<b>1,417</b>	<b>2,913</b>	<b>44,66,135</b>	<b>33,01,962</b>	<b>51,65,515</b>	<b>46,70,317</b>	<b>53,61,318</b>
Russia—Northern Russia	..	..	..	..	..	1,000	..	..	..	..
Finland	2	..	1	..	..	2,656	..	2,000	..	..
Sweden	4	26	44	69	34	7,463	38,000	69,110	1,01,973	35,706
Norway	..	6	..	..	..	..	7,500	..	..	..
Germany	571	535	237	153	166	19,76,946	14,64,360	6,61,331	4,57,206	2,29,006
Netherlands	662	531	262	514	399	25,50,953	18,22,928	12,27,515	16,33,430	9,73,364
Belgium	16	198	323	206	251	33,377	9,09,745	19,22,029	8,31,669	7,68,252
France	923	1,339	790	847	665	41,30,041	53,49,792	38,58,809	20,72,969	15,47,120
Spain	65	164	1	12	53	1,40,390	3,31,812	2,000	17,969	76,078
Switzerland	..	..	..	8	..	..	..	..	7,500	..
Italy	117	140	236	331	436	2,18,136	2,37,721	3,83,460	4,64,723	4,50,652
Greece	..	3	..	2	..	..	7,500	..	493	30
Turkey, European	..	3	8	..	..	..	6,780	11,066	..	..
Indo-China (including Cochin-China, Cambodia, Annam, Tonkin and French-leased territories in China)	..	..	..	..	..	..	..	..	..	1,800
China (exclusive of Hongkong and Macao)	2	1	..	..	1	8,650	4,897	5,350	3,367	2,437
Japan	..	1	..	..	12	23,060	19,138	200	100	25,018
Egypt	1	17	1	7	..	763	2,190	2,138	62,500	..
Italian East Africa (Somaliland and Kistrea)	..	..	32	..	..	..	..	38,287	..	..
Morocco	..	1	..	..	..	..	3,951	..	..	..
United States of America—Via Atlantic Coast	15,737	18,819	18,384	14,739	11,633	3,53,68,338	4,08,07,338	3,85,11,301	2,58,23,936	1,78,94,326
" Pacific	1	5	..	..	..	2,400	16,668	300	..	..
Cuba	..	130	..	..	..	..	2,58,842	..	..	..
Other Foreign Countries	..	..	..	..	1	..	450	1,360	..	373
<b>TOTAL FOREIGN COUNTRIES</b>	<b>18,151</b>	<b>21,957</b>	<b>20,869</b>	<b>16,833</b>	<b>13,651</b>	<b>4,44,69,223</b>	<b>5,08,39,610</b>	<b>4,66,92,506</b>	<b>3,15,77,340</b>	<b>2,20,18,669</b>
Share of Bengal	9,423	10,316	7,433	7,035	8,544	3,16,16,952	3,27,21,134	2,83,66,113	2,04,85,446	1,69,47,973
" Bombay	4,194	4,375	6,402	5,105	1,900	71,71,232	38,00,693	94,20,339	54,58,293	31,74,543
" Sind	4,537	6,126	7,078	6,020	4,741	60,51,322	35,92,066	1,08,66,891	72,24,704	53,17,297
" Madras	1,217	1,342	1,055	1,930	1,279	34,38,953	40,02,945	32,01,792	30,89,945	27,40,517
" Burma	6	39	15	..	..	6,349	18,761	18,586	269	160
<b>TOTAL</b>	<b>19,427</b>	<b>22,991</b>	<b>22,033</b>	<b>18,300</b>	<b>16,464</b>	<b>4,89,35,358</b>	<b>5,41,41,572</b>	<b>5,18,68,021</b>	<b>3,62,67,157</b>	<b>2,78,30,430</b>



No. 14—continued

ARTICLES, AND COUNTRIES OF FINAL DESTINATION; ALSO SHARE OF EACH PROVINCE	QUANTITY					VALUE				
	1927-28	1928-29	1929-30	1930-31	1931-32	1927-28	1928-29	1929-30	1930-31	1931-32
Hides and skins, raw— <i>continued</i>						R	R	R	R	R
Total Hides and Skins, raw (excluding cuttings of Hides and Skins, raw)—	Tons	Tons	Tons	Tons	Tons					
United Kingdom . . . . .	4,768	2,408	1,518	2,721	3,875	67,14,691	39,45,571	36,38,536	39,59,259	51,07,940
Cyprus . . . . .	1	..	12	..	..	1,050	..	5,803	..	..
Palestine . . . . .	4	..	..	..	..	1,777	..	..	..	..
Aden and Dependencies . . . . .	8	..	2	2	7	6,166	..	700	1,800	4,200
Bahrain Islands . . . . .	..	..	..	..	28	..	..	..	..	10,517
Ceylon . . . . .	2	2	1	..	4	25,878	15,050	15,277	11,194	7,993
Straits Settlements (including Labuan) . . . . .	12	12	47	8	45	11,570	14,000	49,171	6,200	17,034
Hongkong . . . . .	..	..	..	..	1	24	900	2,410	5,513	7,687
Cape of Good Hope . . . . .	60	23	35	..	8	69,341	34,827	23,471	..	7,764
Natal . . . . .	..	..	..	..	..	..	..	2,662	..	..
Kenya Colony . . . . .	..	1	..	..	..	..	3,160	..	..	..
Canada— Via Atlantic Coast . . . . .	106	134	..	1	1	1,35,738	1,68,635	..	5,455	4,500
South Australia (including Northern Territory) . . . . .	..	..	..	..	..	..	..	410	2,008	..
Victoria . . . . .	60	62	205	106	132	3,07,008	3,27,441	5,22,498	4,20,755	3,68,251
Tasmania . . . . .	..	..	..	6	..	..	..	..	28,975	..
New South Wales . . . . .	197	127	248	207	114	7,26,071	5,89,123	11,37,784	9,35,871	2,95,729
Queensland . . . . .	19	32	35	17	8	78,000	1,16,958	1,23,010	71,928	23,301
Australian Commonwealth (Total) . . . . .	276	221	488	336	304	11,11,079	10,33,527	20,83,697	14,59,532	6,37,231
New Zealand (including Nauru and British Samoa . . . . .	..	..	..	..	..	..	..	..	4,102	..
Other British Possessions . . . . .	1	..	..	..	..	663	750	..	125	..
TOTAL BRITISH EMPIRE . . . . .	6,233	2,606	2,093	3,068	4,273	80,77,972	52,16,820	58,26,727	54,52,680	68,54,916
Russia—										
Northern Russia . . . . .	44	25	4	7	..	43,272	18,012	4,266	4,689	..
Pacific Ports (in Asia) . . . . .	..	1	..	..	..	..	963	..	..	..
Finland . . . . .	1,034	796	501	516	395	10,05,587	7,93,501	5,55,523	4,15,525	2,50,855
Estonia . . . . .	3	1	9	..	..	2,437	1,242	9,465	..	..
Latvia . . . . .	..	2	..	..	..	..	5,766	835	..	..
Sweden . . . . .	63	1,080	1,134	1,060	582	9,06,386	10,25,577	12,20,431	9,58,391	3,89,934
Norway . . . . .	363	493	740	541	563	3,56,781	4,96,384	7,85,213	4,25,489	3,21,141
Denmark . . . . .	6	26	10	3	..	5,237	13,148	9,794	2,250	..
Poland (including Dantzic) . . . . .	..	11	7	13	5	..	11,594	6,725	13,758	3,354
Germany . . . . .	20,072	16,027	9,963	7,353	5,249	2,12,68,365	1,98,51,573	1,18,42,030	67,79,666	34,79,403
Netherlands . . . . .	1,370	2,398	1,277	1,559	973	32,88,461	39,42,158	24,54,755	23,29,166	14,05,926
Belgium . . . . .	290	1,286	571	282	232	3,44,755	22,42,872	22,21,445	9,63,673	7,91,725
France . . . . .	1,077	1,662	924	902	703	43,10,369	57,10,741	39,72,090	21,15,397	15,69,840
Spain . . . . .	1,998	2,373	2,476	1,860	1,374	23,76,235	36,27,972	29,32,010	15,67,541	9,10,565
Portugal . . . . .	12	8	4	..	..	13,714	7,375	5,252	..	..
Switzerland . . . . .	..	..	..	3	..	..	..	..	7,500	..
Italy . . . . .	5,067	5,534	4,623	4,832	3,308	49,00,570	57,29,447	49,12,842	37,56,174	20,81,474
Austria . . . . .	..	42	22	..	..	..	44,434	13,975	..	..
Czechoslovakia . . . . .	265	259	271	253	110	2,23,714	2,64,960	2,72,625	1,81,205	62,437
Serb-Croat Slovene State . . . . .	..	..	35	..	..	..	..	36,561	..	..
Bulgaria . . . . .	812	1,178	678	943	859	5,83,940	9,72,912	6,25,332	7,02,173	4,16,233
Roumania . . . . .	125	14	1	10	10	1,19,880	10,952	932	7,462	5,570
Greece . . . . .	931	1,571	843	1,267	710	7,43,903	15,12,091	7,12,062	8,78,923	3,84,046
Crete . . . . .	11	2	4	38	33	10,227	2,312	3,972	26,328	15,749
Turkey, European . . . . .	585	774	464	999	877	4,61,916	6,19,151	4,10,128	5,79,230	3,69,785
Turkey, Asiatic . . . . .	280	108	126	80	108	1,62,647	61,627	59,615	26,451	38,396
Syria . . . . .	43	26	17	9	16	26,638	14,544	11,525	4,777	3,600
Smayna . . . . .	78	202	193	136	126	57,777	1,01,681	1,03,973	52,613	35,059
Mascat Territory and Trucial Oman . . . . .	..	..	..	..	..	1,016	219	530	..	293
Iraq . . . . .	1	8	4	3	..	270	5,347	2,022	1,495	..
Persia . . . . .	64	30	54	28	4	42,885	20,245	43,787	19,457	1,612
Indo-China (including Co- chin China, Cambodia, Annam, Tonkin and French leased territories in China) China (exclusive of Hongkong and Macao) . . . . .	..	..	..	..	..	..	..	..	..	1,806
Japan . . . . .	2	1	2	..	1	3,737	4,897	6,921	3,367	2,437
Egypt . . . . .	30	19	11	7	79	43,094	35,334	6,653	4,613	74,288
Morocco . . . . .	682	621	364	363	225	4,27,534	4,72,596	2,53,826	2,71,782	1,03,037
Tripoli . . . . .	..	1	..	..	..	..	3,951	..	..	..
Italian East Africa (Somali- land and Eritrea) . . . . .	..	..	3	3	42	..	..	2,360	1,574	14,673
Portuguese East Africa . . . . .	..	..	32	..	..	..	..	33,237	..	..
	..	..	..	14	..	..	..	..	14,625	..

GENERAL EXPORTS

( 696 )

INDIAN MERCHANDISE

No. 14—continued

ARTICLES, AND COUNTRIES OF FINAL DESTINATION; ALSO SHARE OF EACH PROVINCE	QUANTITY					VALUE				
	1927-28	1928-29	1929-30	1930-31	1931-32	1927-28	1928-29	1929-30	1930-31	1931-32
	Tons	Tons	Tons	Tons	Tons	R	R	R	R	R
<b>Hides and skins, raw—continued</b>										
<i>Total Hides and Skins, raw (excluding cuttings of Hides and Skins, raw)—continued</i>										
United States of America— Via Atlantic Coast	18,644	20,208	19,814	14,987	11,685	8,70,07,784	4,15,46,319	8,93,78,940	2,59,50,208	1,79,37,941
" Pacific "	1	5	..	..	..	2,400	16,566	300	..	..
Brazil	..	10	..	..	..	..	14,575	..	..	..
Cuba	..	130	..	..	..	..	2,58,842	..	..	..
Other Foreign Countries	..	..	..	..	..	..	..	175	..	..
<b>TOTAL FOREIGN COUNTRIES</b>	<b>54,858</b>	<b>57,432</b>	<b>45,190</b>	<b>88,051</b>	<b>28,810</b>	<b>7,93,46,516</b>	<b>8,94,68,035</b>	<b>7,80,48,127</b>	<b>4,85,65,507</b>	<b>3,06,75,581</b>
<i>Share of Bengal</i>	<i>38,355</i>	<i>34,270</i>	<i>26,423</i>	<i>22,228</i>	<i>19,254</i>	<i>5,76,72,277</i>	<i>5,68,39,907</i>	<i>4,79,56,111</i>	<i>3,20,36,556</i>	<i>2,33,25,375</i>
" Bombay	4,768	6,549	7,220	6,159	2,396	81,15,939	1,21,69,247	1,06,80,356	64,46,637	25,07,325
" Sind	11,111	12,917	10,806	7,969	6,369	1,47,08,015	1,74,69,783	1,51,41,159	98,25,046	66,71,356
" Madras	1,221	1,543	1,055	1,096	1,231	34,93,063	40,09,590	32,01,908	30,90,134	27,43,158
" Burma	4,036	4,959	2,778	3,613	3,792	34,35,194	41,95,823	18,95,420	15,59,809	12,33,263
<b>TOTAL</b>	<b>60,091</b>	<b>60,238</b>	<b>47,283</b>	<b>41,119</b>	<b>33,092</b>	<b>8,74,24,488</b>	<b>9,46,84,355</b>	<b>7,83,74,854</b>	<b>5,40,18,187</b>	<b>3,65,30,498</b>
<b>Cuttings of Hides and Skins (raw) (U. S.)—</b>										
United Kingdom	597	924	577	881	230	1,04,827	1,51,518	1,09,804	1,83,145	18,733
Ceylon	..	5	..	..	..	..	1,016	..	..	..
Straits Settlements (including Labuan)	18	140	17	17	2	8,480	18,932	5,150	4,895	480
Hongkong	18	37	44	23	42	3,320	7,230	12,151	9,142	5,880
Kenya Colony	..	..	1	3	..	..	..	1,500	3,750	200
Victoria	35	..	..	..	..	3,850	..	..	..	..
New South Wales	621	396	382	297	1	90,162	71,010	65,142	40,513	169
Australian Commonwealth (Total)	658	396	382	297	1	94,012	71,010	65,142	40,513	169
New Zealand (including Nauru and British Samoa)	184	147	108	48	..	21,429	23,517	17,217	6,900	..
Other British Possessions	..	..	..	..	..	44	..	..	..	..
<b>TOTAL BRITISH EMPIRE</b>	<b>1,423</b>	<b>1,649</b>	<b>1,129</b>	<b>1,269</b>	<b>275</b>	<b>2,32,112</b>	<b>2,73,243</b>	<b>2,10,964</b>	<b>2,47,845</b>	<b>25,462</b>
Germany	935	1,537	1,553	296	6	1,41,301	2,17,626	2,79,114	48,028	760
Belgium	35	40	..	..	..	4,330	5,750	..	..	..
China (exclusive of Hongkong and Macao)	29	9	..	..	..	11,835	2,110	..	..	20
Japan	332	271	162	..	5	81,658	28,863	16,860	..	305
United States of America— Via Atlantic Coast	1,309	2,258	2,813	2,477	186	2,13,600	3,57,837	4,08,840	3,39,361	13,648
" Pacific "	227	90	146	100	..	34,314	27,860	36,120	9,500	..
Other Foreign Countries	..	2	5	3	2	280	520	117	290	728
<b>TOTAL FOREIGN COUNTRIES</b>	<b>2,367</b>	<b>4,257</b>	<b>4,679</b>	<b>2,876</b>	<b>199</b>	<b>4,37,913</b>	<b>5,40,066</b>	<b>7,41,061</b>	<b>3,97,179</b>	<b>15,461</b>
<i>Share of Bengal</i>	<i>1,356</i>	<i>1,372</i>	<i>1,050</i>	<i>1,042</i>	<i>43</i>	<i>2,13,626</i>	<i>2,68,026</i>	<i>2,69,797</i>	<i>1,62,694</i>	<i>5,738</i>
" Bombay	69	7	95	439	1	13,090	1,750	41,843	78,800	360
" Sind	355	482	373	117	22	63,675	1,02,498	78,400	32,248	4,860
" Madras	2,444	3,477	3,609	2,498	364	3,51,044	5,27,642	5,43,730	3,56,395	23,585
" Burma	65	68	81	49	44	23,495	13,393	18,345	14,387	6,380
<b>TOTAL</b>	<b>4,290</b>	<b>5,906</b>	<b>5,808</b>	<b>4,145</b>	<b>474</b>	<b>6,69,930</b>	<b>9,13,309</b>	<b>9,52,015</b>	<b>6,45,024</b>	<b>40,923</b>
<b>TOTAL HIDES AND SKINS, RAW</b>	<b>Tons 64,381</b>	<b>Tons 66,144</b>	<b>Tons 53,091</b>	<b>Tons 45,264</b>	<b>Tons 33,366</b>	<b>8,80,94,418</b>	<b>9,53,77,661</b>	<b>7,98,26,369</b>	<b>5,46,63,211</b>	<b>3,65,71,421</b>
<b>Horns, tips and pieces of horn (U. S.)—</b>										
United Kingdom	Cwts. 13,598	Cwts. 15,911	Cwts. 13,020	Cwts. 6,588	Cwts. 5,247	3,29,747	3,78,280	3,19,968	1,28,611	60,877
Ceylon	260	560	780	770	725	2,570	5,600	8,400	7,423	2,440
Hongkong	67	86	122	50	70	3,925	1,320	1,316	474	1,540
Other British Possessions	..	1	..	11	2	..	120	..	280	224
<b>TOTAL BRITISH EMPIRE</b>	<b>13,925</b>	<b>16,558</b>	<b>13,922</b>	<b>7,417</b>	<b>6,044</b>	<b>3,36,242</b>	<b>3,85,320</b>	<b>3,29,679</b>	<b>1,36,788</b>	<b>65,081</b>
Germany	6,575	3,153	3,927	939	598	1,49,007	80,084	89,401	19,248	10,822
Netherlands	9,280	7,753	7,946	3,919	1,315	1,74,813	1,53,353	1,65,320	68,681	13,071
Belgium	9,878	4,852	4,951	4,027	1,728	2,09,922	1,14,423	94,908	72,813	25,138
France	1,285	1,489	3,450	1,723	2,459	30,560	29,030	49,253	28,523	13,340
Italy	2,183	3,299	2,427	2,034	604	18,145	31,030	25,430	15,180	2,090
Japan	..	..	167	601	300	..	..	8,500	11,784	4,550
Other Foreign Countries	33	36	45	54	40	915	603	650	1,130	250
<b>TOTAL FOREIGN COUNTRIES</b>	<b>29,185</b>	<b>20,538</b>	<b>22,913</b>	<b>13,350</b>	<b>7,099</b>	<b>5,81,382</b>	<b>4,10,028</b>	<b>4,23,567</b>	<b>2,17,296</b>	<b>70,761</b>

No. 14—continued

ARTICLES, AND COUNTRIES OF FINAL DESTINATION; ALSO SHARE OF EACH PROVINCE	QUANTITY					VALUE				
	1927-28	1928-29	1929-30	1930-31	1931-32	1927-28	1928-29	1929-30	1930-31	1931-32
	Cwts.	Cwts.	Cwts.	Cwts.	Cwts.	R	R	R	R	R
<b>Horns, tips and pieces of horn (II. 8)—continued</b>										
Share of Bengal	12,742	11,300	12,391	7,767	6,762	2,76,136	2,46,610	2,41,534	1,39,961	60,684
" Bombay	9,305	5,750	4,555	3,520	1,887	2,26,329	1,51,243	1,16,085	69,775	33,265
" Sind	230	327	1,637	404	1	2,306	6,410	3,165	1,870	10
" Madras	20,973	18,982	17,950	8,754	4,318	3,98,761	3,32,670	3,35,120	1,40,626	40,656
" Burma	760	787	292	292	135	12,078	9,025	2,592	1,901	1,237
<b>TOTAL</b>	<b>43,110</b>	<b>37,148</b>	<b>36,835</b>	<b>20,787</b>	<b>13,143</b>	<b>9,17,004</b>	<b>7,95,959</b>	<b>7,59,246</b>	<b>3,54,033</b>	<b>1,35,842</b>
<b>Instruments, Apparatus, and Appliances, and parts thereof—classified (III. D)—</b>										
United Kingdom						2,191	30,290	11,556	5,177	624
Aden and Dependencies						460	466	1,000	350	290
Ceylon						2,14,311	96,913	90,029	71,562	39,095
Straits Settlements (including Labuan)						5,83,126	1,63,337	2,20,506	1,44,842	1,65,483
Federated Malay States						2,54,115	80,384	1,29,506	67,353	33,044
Hongkong						744			825	1,903
Cape of Good Hope						208	216	4,915	1,231	856
Natal						57,878	79,598	44,587	47,083	36,684
Zanzibar and Pemba						6,655	7,375	7,200	6,225	1,021
Kenya Colony						15,778	20,074	29,612	42,275	17,876
Tanganyika Territory						20,066	26,275	13,525	12,910	4,530
Mauritius and Dependencies						6,278	7,066	4,646	11,313	704
British West India Islands							1,020	2,303	855	1,380
British Guiana						262	726	1,124	4,729	1,039
Victoria									379	
New South Wales						2,125	2,562	5,447	6,023	2,230
Australian Commonwealth (Total)						2,125	2,562	5,447	6,402	2,230
Fiji Islands						942	1,345	1,735	2,312	1,135
Other British Possessions							697		176	
<b>TOTAL BRITISH EMPIRE</b>						<b>11,15,137</b>	<b>5,23,844</b>	<b>5,68,283</b>	<b>4,27,527</b>	<b>3,08,394</b>
Germany						220	5,299			30
Belgium									6,500	
France							1,071	1,885	986	2,464
Morocco, Territory and Trucial Oman						500	1,725	200	1,080	
Iraq						3,394	7,820	3,300	600	526
Perala						1,425	3,800	1,225	325	
Sumatra						45,635	35,791	19,152	11,558	25,799
Java						79,693	74,643	1,68,330	46,706	1,20,220
Borneo (Dutch)						7,523	448	131		
Slam						1,39,521	57,744	94,876	13,505	5,758
Celebes and other Islands							450		3,315	1,421
Indo-China (including Cochin China, Cambodia, Annam, Tonkin and French leased territories in China)						8,558	2,105	903	345	1,013
China (excluding of Hongkong and Macao)						3,351			338	
Portuguese East Africa						3,325	770	2,550	6,906	15,342
United States of America—Via Atlantic Coast						503	233	4,900	1,185	1,505
Dutch Guiana						380	403	255	305	2,653
Other Foreign Countries						810	497	392	1,280	250
<b>TOTAL FOREIGN COUNTRIES</b>						<b>3,00,238</b>	<b>1,92,849</b>	<b>2,98,639</b>	<b>94,929</b>	<b>1,76,981</b>
Share of Bengal										
" Bombay						13,35,128	6,36,367	7,92,318	4,37,698	4,38,313
" Madras						74,471	76,644	69,895	30,863	35,131
" Burma						5,273	3,632	3,329	3,845	10,821
"						503	50	930	60	1,110
<b>TOTAL</b>						<b>14,15,375</b>	<b>7,16,698</b>	<b>8,66,972</b>	<b>5,22,456</b>	<b>4,85,875</b>
<b>Other kinds (III. D)—</b>										
United Kingdom						4,726	8,905	63,031	13,574	3,050
Aden and Dependencies						500		1,355		
Ceylon						23,937	21,803	22,979	19,298	92,336
Straits Settlements (including Labuan)						9,797	6,482	11,423	365	3,570
Federated Malay States						690	2,450	700	700	
Zanzibar and Pemba						43,150	14,175	18,100	2,540	2,825
Kenya Colony						4,975	16,320	26,077	29,375	54,910
Tanganyika Territory						1,955	10,824	1,400	250	1,575
Mauritius and Dependencies						1,380				
Fiji Islands										7,100
Other British Possessions						550	160	325		
<b>TOTAL FOREIGN COUNTRIES</b>						<b>61,690</b>	<b>81,119</b>	<b>1,50,390</b>	<b>66,097</b>	<b>1,65,366</b>

GENERAL EXPORTS

INDIAN MERCHANDISE

( 698 )

No. 14—continued

ARTICLES, AND COUNTRIES OF FINAL DESTINATION; ALSO SHARE OF EACH PROVINCE	QUANTITY					VALUE				
	1927-28	1928-29	1929-30	1930-31	1931-32	1927-28	1928-29	1929-30	1930-31	1931-32
						₹	₹	₹	₹	₹
<b>Instruments, Apparatus, and Appliances, and parts thereof—continued</b>										
<i>Other kinds (III. D)—continued</i>										
Germany . . . . .	—	—	—	—	—	—	9,080	24,955	2,000	604
France . . . . .	—	—	—	—	—	2,583	65,519	2,13,051	10	—
Spain . . . . .	—	—	—	—	—	—	8,250	3,000	—	—
Iraq . . . . .	—	—	—	—	—	3,581	300	100	650	2,10
Henjam Islands . . . . .	—	—	—	—	—	—	4,000	—	—	—
Java . . . . .	—	—	—	—	—	—	—	2,406	200	1,000
Philippine Islands and Guam . . . . .	—	—	—	—	—	—	—	2,640	—	—
Siam . . . . .	—	—	—	—	—	—	—	3,675	—	—
China (exclusive of Hong-kong and Macao) . . . . .	—	—	—	—	—	—	207	—	1,725	—
Portuguese East Africa . . . . .	—	—	—	—	—	—	450	—	12,225	225
United States of America— Via Atlantic Coast . . . . .	—	—	—	—	—	800	1,036	11,950	1,502	4,500
Other Foreign Countries . . . . .	—	—	—	—	—	500	600	78	892	342
<b>TOTAL FOREIGN COUNTRIES</b>	—	—	—	—	—	7,464	89,392	2,62,755	19,234	8,772
<i>Share of Bengal</i>	—	—	—	—	—	6,327	36,577	1,20,000	29,416	11,982
"    Bombay . . . . .	—	—	—	—	—	62,806	62,918	1,99,036	36,232	69,462
"    Madras . . . . .	—	—	—	—	—	27,227	20,924	17,931	18,368	90,894
"    Burma . . . . .	—	—	—	—	—	2,724	92	6,178	1,315	1,800
<b>TOTAL</b>	—	—	—	—	—	99,084	1,70,511	4,18,145	85,381	1,74,188
<b>Ivory—</b>										
<i>Unmanufactured (II. B)—</i>										
Lbs.	Lbs.	Lbs.	Lbs.	Lbs.						
United Kingdom . . . . .	459	401	183	1,407	2,835	3,364	2,275	821	4,670	1,958
Canada via Atlantic Coast . . . . .	—	—	—	25	—	—	—	—	3,000	—
Other British Possessions . . . . .	50	120	45	—	—	350	950	300	—	—
<b>TOTAL BRITISH EMPIRE</b>	509	611	228	1,432	2,835	3,714	3,225	1,121	7,670	1,958
<b>TOTAL FOREIGN COUNTRIES</b>	—	65	—	—	—	—	470	—	—	—
<i>Share of Bengal</i>	50	40	—	25	2,464	350	300	—	3,000	500
"    Bombay . . . . .	—	336	—	—	—	—	1,500	—	—	—
"    Madras . . . . .	224	—	183	359	—	1,400	—	821	2,000	—
"    Burma . . . . .	235	300	45	1,018	371	1,964	1,895	300	2,670	1,253
<b>TOTAL</b>	509	676	228	1,432	2,835	3,714	3,695	1,121	7,670	1,953
<i>Manufactured (III. V)—</i>										
United Kingdom . . . . .	—	—	—	—	—	1,778	1,608	2,226	1,541	142
Ceylon . . . . .	—	—	—	—	—	58	2,500	—	—	—
Other British Possessions . . . . .	—	—	—	—	—	108	71	1,800	115	—
<b>TOTAL BRITISH EMPIRE</b>	—	—	—	—	—	1,929	4,179	4,026	1,656	142
Belgium . . . . .	—	—	—	—	—	—	5,000	—	—	—
United States of America— Via Atlantic Coast . . . . .	—	—	—	—	—	—	375	8,305	3,638	96
"    Pacific . . . . .	—	—	—	—	—	—	—	1,100	—	427
Other Foreign Countries . . . . .	—	—	—	—	—	63	320	380	—	391
<b>TOTAL FOREIGN COUNTRIES</b>	—	—	—	—	—	63	5,695	9,785	3,638	914
<i>Share of Bengal</i>	—	—	—	—	—	90	5,166	2,425	186	367
"    Bombay . . . . .	—	—	—	—	—	—	320	3,185	4,366	91
"    Sind . . . . .	—	—	—	—	—	—	—	300	—	—
"    Madras . . . . .	—	—	—	—	—	—	2,680	—	—	—
"    Burma . . . . .	—	—	—	—	—	1,902	1,308	1,001	272	98
<b>TOTAL</b>	—	—	—	—	—	1,992	9,874	13,811	5,344	1,056
<i>Opium (III. V)—</i>										
Cwts.	Cwts.	Cwts.	Cwts.	Cwts.						
United Kingdom . . . . .	2	—	—	—	—	120	—	1,800	—	—
Straits Settlements (including Labuan) . . . . .	10	—	—	—	—	10,000	—	—	—	—
Hongkong . . . . .	1,788	2,163	1,008	1,237	2,364	2,53,050	4,69,000	4,24,601	1,45,044	3,38,024
<b>TOTAL BRITISH EMPIRE</b>	1,800	2,163	1,010	1,237	2,364	2,63,170	4,69,000	4,35,901	1,45,044	3,38,024
China (exclusive of Hong-kong and Macao) . . . . .	161	523	226	288	136	39,270	1,13,200	50,109	73,478	19,210
Other Foreign Countries . . . . .	—	2	1	—	—	—	271	56	—	—
<b>TOTAL FOREIGN COUNTRIES</b>	161	525	227	288	136	39,270	1,13,471	50,265	73,478	19,210
<i>Share of Burma</i>	1,961	2,683	2,137	2,475	2,500	3,02,440	5,82,471	4,86,166	2,18,522	3,52,264

## No. 14—continued

ARTICLES, AND COUNTRIES OF FINAL DESTINATION; ALSO SHARE OF EACH PROVINCE	QUANTITY					VALUE				
	1927-28	1928-29	1929-30	1930-31	1931-32	1927-28	1928-29	1929-30	1930-31	1931-32
						₹	₹	₹	₹	₹
<b>Jewellery (excluding imitation Jewellery and precious stones and pearls, unset), also plate of gold and silver—</b>										
<i>Jewellery (III. V)—</i>										
United Kingdom . . . . .	—	—	—	—	—	21,848	6,564	16,659	12,575	9,945
Ceylon . . . . .	—	—	—	—	—	4,043	996	200	508	320
Straits Settlements (including Labuan) . . . . .	—	—	—	—	—	2,870	3,300	1,100	..	..
Federated Malay States . . . . .	—	—	—	—	—	..	3,100	1,000	..	..
Natal . . . . .	—	—	—	—	—	..	..	..	1,630	..
Other British Possessions . . . . .	—	—	—	—	—	97	53	..	250	..
<b>TOTAL BRITISH EMPIRE</b> . . . . .	—	—	—	—	—	28,853	14,013	18,959	15,013	10,265
Germany . . . . .	—	—	—	—	—	..	50	601	2,000	..
France . . . . .	—	—	—	—	—	..	..	..	12,54,850	..
United States of America— Via Atlantic Coast . . . . .	—	—	—	—	—	..	..	300	4,060	130
.. Pacific .. . . . .	—	—	—	—	—	..	..	1,650	..	146
Other Foreign Countries . . . . .	—	—	—	—	—	..	..	..	275	..
<b>TOTAL FOREIGN COUNTRIES</b> . . . . .	—	—	—	—	—	..	50	2,551	12,61,185	276
<i>Share of Bengal</i> . . . . .	—	—	—	—	—	2,930	3,170	17,451	13,425	500
.. Bombay . . . . .	—	—	—	—	—	15,900	..	1,250	12,55,850	1,650
.. Madras . . . . .	—	—	—	—	—	3,564	7,536	1,200	2,438	320
.. Burma . . . . .	—	—	—	—	—	6,459	3,357	1,509	4,435	3,071
<b>TOTAL</b> . . . . .	—	—	—	—	—	28,853	14,063	21,510	12,76,198	10,541
<b>Plate of gold and silver (III. V)—</b>										
United Kingdom . . . . .	—	—	—	—	—	47,470	31,475	26,231	29,283	18,092
Aden and Dependencies . . . . .	—	—	—	—	—	1,673	55	2,874	700	300
Ceylon . . . . .	—	—	—	—	—	1,345	2,340	1,010	3,732	10
Straits Settlements (including Labuan) . . . . .	—	—	—	—	—	4,150	..	800	1,000	150
Federated Malay States . . . . .	—	—	—	—	—	..	4,650	450	..	60
Natal . . . . .	—	—	—	—	—	1,200	500	470	..	..
Kenya Colony . . . . .	—	—	—	—	—	250	..	..	..	1,335
Queensland . . . . .	—	—	—	—	—	..	..	..	4,000	..
Australian Commonwealth (Total) . . . . .	—	—	—	—	—	..	..	..	4,000	..
Other British Possessions . . . . .	—	—	—	—	—	..	205	150	..	28
<b>TOTAL BRITISH EMPIRE</b> . . . . .	—	—	—	—	—	56,088	39,225	31,985	38,715	19,975
Belgium . . . . .	—	—	—	—	—	..	300	4,400	..	..
Greece . . . . .	—	—	—	—	—	..	..	..	..	1,500
Iraq . . . . .	—	—	—	—	—	..	..	..	1,000	..
Maskat Territory and Tru- cial Oman . . . . .	—	—	—	—	—	..	..	..	..	1,200
Native States in Arabia other than Maskat Territory and Trucial Oman . . . . .	—	—	—	—	—	..	..	3,500	..	..
Egypt . . . . .	—	—	—	—	—	..	..	1,800	..	..
United States of America— Via Atlantic Coast . . . . .	—	—	—	—	—	4,742	3,985	814	2,687	945
.. Pacific .. . . . .	—	—	—	—	—	190	..	320	..	..
Other Foreign Countries . . . . .	—	—	—	—	—	800	2,081	316	8	1,110
<b>TOTAL FOREIGN COUNTRIES</b> . . . . .	—	—	—	—	—	5,732	6,566	11,650	3,695	4,755

GENERAL EXPORTS

INDIAN MERCHANDISE

( 700 )

No. 14— continued

ARTICLES, AND COUNTRIES OF FINAL DESTINATION; ALSO SHARE OF EACH PROVINCE	QUANTITY					VALUE				
	1927-28	1928-29	1929-30	1930-31	1931-32	1927-28	1928-29	1929-30	1930-31	1931-32
						₹	₹	₹	₹	₹
<b>Jewellery (excluding imitation Jewellery and precious stones and pearls, unset), also plate of gold and silver—continued</b>										
<i>Plate of gold and silver (III. V)—continued.</i>										
Share of Bengal . . . . .	—	—	—	—	—	3,250	5,500	700	5,654	2,591
"    Bombay . . . . .	—	—	—	—	—	29,041	15,141	15,996	18,010	7,006
"    Sind . . . . .	—	—	—	—	—	4,500	6,800	1,200	3,003	840
"    Madras . . . . .	—	—	—	—	—	14,665	14,714	25,354	5,703	3,750
"    Burma . . . . .	—	—	—	—	—	10,364	3,636	388	5,030	5,377
<b>TOTAL</b>	—	—	—	—	—	61,820	45,791	43,635	42,410	24,730
<b>Total value of Jewellery, etc., also Plate of Gold and Silver</b>	—	—	—	—	—	90,673	59,854	65,145	13,18,608	35,271
<b>Kapok (II. S)—</b>	<b>Cwts.</b>	<b>Cwts.</b>	<b>Cwts.</b>	<b>Cwts.</b>	<b>Cwts.</b>					
United Kingdom . . . . .	8,974	10,046	4,057	3,408	3,105	5,09,996	4,15,552	1,92,275	1,37,709	1,17,200
Maldives . . . . .	—	80	53	—	21	—	564	1,040	—	385
Hongkong . . . . .	21	23	—	—	—	1,400	1,308	—	—	—
Cape of Good Hope . . . . .	554	911	697	608	289	34,837	41,881	34,822	25,301	8,832
Transvaal . . . . .	—	83	—	—	—	—	3,360	—	—	—
Natal . . . . .	1,209	1,032	1,217	1,400	371	73,100	50,291	30,225	54,236	11,849
Mauritius and Dependencies . . . . .	22	11	—	—	—	1,322	292	—	—	—
British West India Islands . . . . .	—	—	—	59	—	—	—	—	2,000	—
Western Australia . . . . .	280	446	255	—	59	16,048	24,480	10,736	—	1,727
South Australia (including Northern Territory) . . . . .	51	42	36	3	—	3,126	2,400	1,716	230	—
Victoria . . . . .	925	1,042	752	89	—	57,233	57,599	55,220	3,597	—
New South Wales . . . . .	6,163	2,235	2,465	39	—	4,42,229	1,27,077	1,47,773	1,555	—
Queensland . . . . .	—	3	—	—	—	—	160	—	—	—
Australian Commonwealth (Total) . . . . .	7,424	3,770	3,503	136	59	5,20,636	2,11,716	2,15,445	5,433	1,727
Other British Possessions . . . . .	44	1	12	19	20	2,335	30	595	865	734
<b>TOTAL BRITISH EMPIRE</b>	<b>18,248</b>	<b>15,905</b>	<b>9,544</b>	<b>5,680</b>	<b>3,865</b>	<b>11,48,626</b>	<b>7,24,894</b>	<b>5,04,402</b>	<b>2,25,593</b>	<b>1,40,727</b>
Denmark . . . . .	—	299	235	470	582	—	11,628	11,150	17,203	17,836
Germany . . . . .	5,601	3,939	3,992	2,532	2,343	2,49,575	1,11,409	1,37,956	1,03,750	40,745
Netherlands . . . . .	15,571	6,961	7,505	5,228	9,590	7,64,339	2,93,083	2,91,181	1,55,807	2,48,093
Belgium . . . . .	2,802	1,680	935	491	514	1,42,063	74,520	45,707	22,090	20,980
France . . . . .	1,326	1,781	3,232	1,201	3,058	73,432	75,431	1,33,654	48,190	63,727
Spain . . . . .	648	377	779	1,415	1,242	32,161	33,336	29,536	41,542	123,612
Portugal . . . . .	—	—	—	—	124	—	—	—	—	3,775
Italy . . . . .	1,779	3,704	1,124	2,623	2,276	96,960	1,60,962	49,376	96,089	66,773
Roumania . . . . .	—	—	35	—	—	—	—	1,591	—	—
China (exclusive of Hongkong and Macao) . . . . .	515	1,638	302	361	773	36,261	70,998	12,332	33,536	25,467
Japan . . . . .	—	30	600	27	27	—	1,560	2,137	1,000	1,200
Portuguese East Africa . . . . .	636	323	567	572	206	37,089	14,277	25,758	22,173	6,727
United States of America— Via Atlantic Coast . . . . .	3,710	1,312	4,102	262	363	2,12,525	56,247	1,78,444	7,891	9,850
"    Pacific " . . . . .	167	335	42	3	—	10,127	13,000	2,520	96	—
Cuba . . . . .	2,119	739	1,393	652	95	1,20,340	37,675	70,133	25,953	3,050
Other Foreign Countries . . . . .	13	5	12	63	2	936	260	510	2,640	50
<b>TOTAL FOREIGN COUNTRIES</b>	<b>34,837</b>	<b>23,543</b>	<b>24,905</b>	<b>16,595</b>	<b>20,200</b>	<b>17,76,358</b>	<b>9,73,436</b>	<b>9,92,540</b>	<b>5,38,015</b>	<b>5,31,940</b>
Share of Bengal . . . . .	25,678	24,038	22,625	12,797	10,901	16,32,602	11,61,239	10,50,624	4,65,323	3,22,613
"    Bombay . . . . .	9,260	6,223	5,793	6,225	7,432	4,36,194	2,47,475	2,45,391	2,44,570	2,21,003
"    Sind . . . . .	17,279	7,035	5,872	3,173	5,662	7,94,455	2,61,210	1,97,701	1,02,165	1,33,686
"    Madras . . . . .	315	542	79	—	20	51,003	25,433	1,334	—	360
"    Burma . . . . .	103	335	76	30	—	5,730	2,913	1,442	1,050	—
<b>TOTAL</b>	<b>53,135</b>	<b>33,443</b>	<b>34,449</b>	<b>22,225</b>	<b>24,065</b>	<b>30,10,984</b>	<b>16,93,330</b>	<b>14,96,942</b>	<b>8,13,608</b>	<b>6,72,667</b>

## No. 14—continued

ARTICLES AND COUNTRIES OF FINAL DESTINATION; ALSO SHARE OF EACH PROVINCE	QUANTITY					VALUE				
	1927-28	1928-29	1929-30	1930-31	1931-32	1927-28	1928-29	1929-30	1930-31	1931-32
						₹	₹	₹	₹	₹
<b>Lac—</b>										
<b>Button (II. D)—</b>	<b>Cwts.</b>	<b>Cwts.</b>	<b>Cwts.</b>	<b>Cwts.</b>	<b>Cwts.</b>					
United Kingdom . . . . .	11,609	14,717	14,787	15,779	12,583	18,08,754	20,08,359	18,31,347	11,08,864	6,89,999
Ceylon . . . . .	..	..	..	..	2	..	..	..	..	102
Natal . . . . .	27	93	106	99	55	4,950	12,838	12,840	8,000	3,090
Cape of Good Hope . . . . .	2	29	..	11	6	312	3,000	..	1,050	206
Western Australia . . . . .	..	..	4	..	..	..	..	528	..	..
South Australia (including Northern Territory) . . . . .	39	199	104	71	54	6,360	23,053	12,897	5,970	2,601
Victoria . . . . .	152	230	157	176	106	24,817	33,262	19,486	7,695	5,717
New South Wales . . . . .	454	431	450	286	459	73,398	66,201	62,351	23,906	23,961
Queensland . . . . .	2	9	2	8	16	375	1,320	300	630	855
<i>Australian Commonwealth (Total)</i> . . . . .	<i>647</i>	<i>369</i>	<i>717</i>	<i>541</i>	<i>632</i>	<i>1,04,950</i>	<i>1,28,336</i>	<i>95,562</i>	<i>33,201</i>	<i>35,134</i>
New Zealand (including Nauru and Br. Samoa) . . . . .	38	85	48	53	28	6,255	12,600	7,014	4,468	1,313
<b>TOTAL BRITISH EMPIRE</b>	<b>12,823</b>	<b>15,798</b>	<b>15,658</b>	<b>16,483</b>	<b>13,306</b>	<b>19,20,221</b>	<b>21,65,128</b>	<b>19,46,763</b>	<b>11,60,583</b>	<b>6,77,904</b>
Sweden . . . . .	20	134	167	169	60	3,780	18,975	21,535	12,498	3,298
Norway . . . . .	..	..	..	..	22	..	..	..	..	1,200
Denmark . . . . .	..	..	11	45	42	..	..	1,530	3,175	2,199
Germany . . . . .	2,296	2,521	2,292	2,403	1,638	3,74,654	3,68,341	2,91,375	1,82,171	98,795
Netherlands . . . . .	33	340	165	363	123	5,625	50,145	21,740	34,831	8,675
Belgium . . . . .	22	66	130	370	462	3,600	10,350	15,693	23,280	22,610
France . . . . .	327	1,205	1,561	1,511	889	1,34,399	1,69,334	1,85,739	1,17,541	49,512
Spain . . . . .	26	11	29	59	66	3,726	1,410	4,400	5,073	3,833
Italy . . . . .	319	717	550	213	330	49,650	1,03,590	63,505	15,587	16,391
Turkey, European . . . . .	22	4	..	..	..	2,850	945	..	..	..
China (exclusive of Hongkong and Macao) . . . . .	251	..	..	33	22	44,250	..	..	2,025	1,050
Japan . . . . .	..	52	33	41	46	..	8,280	4,713	2,433	2,149
Portuguese East Africa . . . . .	8	25	12	51	59	1,254	2,540	1,476	3,193	2,395
United States of America— Via Atlantic Coast . . . . .	1,856	3,550	3,433	1,353	939	2,88,429	5,06,525	4,37,744	1,52,302	48,956
Brazil " Pacific " . . . . .	4	163	60	20	104	648	21,900	7,560	1,890	3,530
Argentine Republic (including the Atlantic Coast of Patagonia) . . . . .	11	106	22	62	..	1,375	14,005	3,000	5,134	..
Chile (including the Pacific Coast of Patagonia) . . . . .	22	22	..	..	..	3,900	3,240	..	..	..
Other Foreign Countries . . . . .	2	..	2	..	..	384	..	249	..	..
<b>TOTAL FOREIGN COUNTRIES</b>	<b>5,719</b>	<b>8,916</b>	<b>8,517</b>	<b>7,193</b>	<b>4,858</b>	<b>9,19,024</b>	<b>12,75,680</b>	<b>10,65,314</b>	<b>5,61,736</b>	<b>2,70,195</b>
<b>Share of Bengal</b>	<b>18,042</b>	<b>24,714</b>	<b>24,175</b>	<b>23,676</b>	<b>18,164</b>	<b>28,39,245</b>	<b>34,40,308</b>	<b>30,12,077</b>	<b>17,22,321</b>	<b>9,43,099</b>
<b>Seed (II. D)—</b>	<b>Cwts.</b>	<b>Cwts.</b>	<b>Cwts.</b>	<b>Cwts.</b>	<b>Cwts.</b>					
United Kingdom . . . . .	4,083	6,873	7,763	9,785	9,597	4,94,803	7,72,049	7,83,416	4,96,229	3,48,693
Finland . . . . .	30	..	..	..	..	3,793	..	..	..	..
Sweden . . . . .	14	15	..	80	..	1,450	1,897	..	3,667	..
Germany . . . . .	333	1,323	671	3,773	5,225	43,680	1,37,199	72,391	1,97,513	1,94,550
Netherlands . . . . .	..	44	203	385	..	..	5,400	19,410	38,573	..
Belgium . . . . .	11	111	1,099	3,039	11,171	1,300	12,200	1,03,293	4,11,684	4,34,001
France . . . . .	922	1,207	1,149	1,581	1,373	1,08,007	1,40,399	1,17,057	34,136	50,916
Italy . . . . .	15	81	95	125	67	1,397	8,320	11,306	3,199	2,535
United States of America— Via Atlantic Coast . . . . .	49,233	82,754	57,022	32,005	77,012	51,14,410	39,72,694	57,34,742	45,20,370	27,11,753
" Pacific " . . . . .	..	1	..	7	44	..	168	..	349	1,410
Brazil . . . . .	..	..	..	..	146	..	..	..	..	5,000
Other Foreign Countries . . . . .	3	6	3	24	22	312	720	360	363	770
<b>TOTAL FOREIGN COUNTRIES</b>	<b>59,611</b>	<b>85,547</b>	<b>69,247</b>	<b>96,534</b>	<b>95,060</b>	<b>62,75,349</b>	<b>92,73,997</b>	<b>69,64,059</b>	<b>62,65,364</b>	<b>34,00,610</b>

GENERAL EXPORTS  
INDIAN MERCHANDISE

( 702 )

No. 14—continued

ARTICLES, AND COUNTRIES OF FINAL DESTINATION; ALSO SHARE OF EACH PROVINCE	QUANTITY					VALUE				
	1927-28	1928-29	1929-30	1930-31	1931-32	1927-28	1928-29	1929-30	1930-31	1931-32
	Cwts.	Cwts.	Cwts.	Cwts.	Cwts.	R	R	R	R	R
<i>Lac—continued</i>										
<i>Seed (H. D.)—continued</i>										
Share of Bengal	51,163	85,192	62,474	103,361	104,388	64,28,433	63,46,101	62,91,837	64,88,995	37,44,733
Bombay	.. 31	.. 12	.. 197	.. 572	.. 269	.. 5,622	.. 1,625	.. 19,500	.. 35,300	.. 4,900
Sind	.. ..	.. 371	.. ..	.. ..	.. ..	.. ..	.. 30,464	.. ..	.. 1,320	.. ..
Madras	.. ..	.. ..	.. ..	.. 13	.. ..	.. ..	.. ..	.. ..	.. 2,35,978	.. ..
Burma	3,600	6,345	5,362	2,343	.. ..	3,36,097	6,72,356	5,41,138	3,35,978	.. ..
TOTAL	54,694	92,420	68,033	106,289	104,657	67,70,152	1,00,51,046	68,62,475	67,61,593	37,49,633
<i>Shell (H. D.)—</i>										
United Kingdom	117,611	185,284	120,319	95,835	83,032	1,68,16,747	1,73,90,781	1,31,12,024	63,61,496	34,85,344
Palestine	.. ..	.. 7	.. 7	.. 10	.. 21	.. ..	.. 1,150	.. 750	.. 902	.. 1,297
Ceylon	94	241	115	133	105	16,555	31,940	15,139	9,875	6,207
Straits Settlements (including Labuan)	1,434	1,947	2,052	2,269	1,702	2,13,750	2,58,358	2,62,615	1,71,248	84,293
Federated Malay States	55	55	32	46	15	8,090	7,670	4,452	3,780	820
Hongkong	704	1,204	1,339	2,106	1,937	1,10,132	1,60,127	1,71,551	1,48,110	1,12,191
Protectorate of South West Africa	15	.. ..	.. ..	.. ..	.. ..	.. ..	.. ..	.. ..	.. ..	.. ..
Cape of Good Hope	170	318	255	670	150	24,120	40,508	32,108	29,061	6,895
Natal	124	416	366	276	171	18,822	51,666	44,808	18,963	7,634
Seychelles	.. ..	.. ..	.. ..	.. 29	.. ..	.. ..	.. ..	.. ..	.. 2,240	.. ..
Canada— Via Atlantic Coast	44	.. ..	.. ..	.. ..	123	7,500	.. ..	.. ..	.. ..	6,160
Western Australia	142	184	167	92	110	22,676	25,800	23,173	8,418	6,617
South Australia (including Northern Territory)	159	178	144	108	95	24,960	24,176	17,245	7,711	5,185
Victoria	859	1,608	1,357	1,912	816	1,20,324	2,11,320	1,63,678	1,36,664	41,853
New South Wales	2,500	3,234	4,262	1,951	346	3,52,177	4,26,091	5,00,208	1,37,858	43,452
Queensland	97	127	178	114	143	13,980	17,650	23,297	7,790	7,255
Australian Commonwealth (Total)	3,757	5,321	6,103	4,172	2,010	5,34,117	7,05,046	7,27,601	2,98,441	1,04,362
New Zealand (including Nauru and St. Samoa)	448	744	984	1,125	347	61,342	1,06,960	1,34,950	94,523	20,271
Other British Possessions	4	4	14	2	5	580	461	2,715	282	269
TOTAL BRITISH EMPIRE	124,460	145,541	131,591	106,678	89,618	1,78,15,605	1,87,57,632	1,45,08,713	61,82,421	33,35,743
Russia—										
Northern Russia	.. 15	.. 22	.. 32	.. 108	.. 78	.. 2,240	.. 3,800	.. 3,520	.. 6,108	.. 3,644
Finland	.. ..	.. 7	.. ..	.. ..	.. ..	.. ..	.. 1,100	.. ..	.. ..	.. ..
Sweden	2,383	3,176	3,010	4,869	2,322	4,51,091	4,25,788	3,55,520	2,99,154	1,30,620
Norway	184	550	503	600	526	28,441	77,405	57,134	40,690	46,070
Denmark	216	577	904	1,812	1,099	32,046	78,893	1,13,244	1,07,087	49,861
Poland (including Dantzic)	214	1,255	998	1,350	1,249	31,438	1,61,834	1,10,849	83,147	53,018
Germany	62,492	78,325	65,439	64,209	34,493	90,95,027	1,02,84,844	74,42,556	33,69,938	14,72,430
Netherlands	1,732	3,271	2,489	2,189	1,226	2,30,814	4,20,000	2,69,244	1,38,362	48,558
Belgium	2,573	3,558	5,402	4,477	4,795	3,64,669	4,95,937	6,27,166	2,49,844	2,05,824
France	6,271	9,691	11,703	11,195	9,895	11,56,894	12,17,818	12,88,547	6,66,076	4,22,357
Spain	848	1,609	2,654	2,049	1,186	1,14,658	2,01,813	2,76,627	1,23,276	51,804
Portugal	.. ..	.. 60	.. 973	.. ..	.. 45	.. ..	.. 7,800	.. 1,25,991	.. ..	.. 2,580
Italy	5,069	6,797	5,865	6,389	5,092	7,05,963	8,87,572	6,59,297	4,12,679	2,43,231
Bulgaria	.. ..	.. 44	.. ..	.. ..	.. ..	.. ..	.. 5,280	.. ..	.. ..	.. ..
Roumania	.. 66	.. 15	.. ..	.. 37	.. ..	.. 8,586	.. 2,000	.. ..	.. 1,747	.. ..
Greece	135	381	267	433	661	20,534	51,971	32,034	23,914	32,365
Turkey, European	281	128	110	178	120	45,595	16,636	13,730	11,005	5,209
Asiatic	36	.. ..	.. ..	.. ..	.. ..	.. 5,246	.. ..	.. ..	.. ..	.. ..
Syria	5	34	99	97	119	730	3,319	10,766	6,194	5,484
Iraq	.. ..	.. 37	.. 54	.. 67	.. 39	.. ..	.. 5,363	.. 6,217	.. 5,077	.. 1,770
Persia	.. ..	.. 10	.. 12	.. 5	.. 12	.. ..	.. 1,180	.. 1,740	.. 517	.. 770
Java	924	1,152	1,450	1,337	1,543	1,47,476	1,62,578	1,37,833	1,35,960	74,038
Siam	.. ..	.. ..	.. 58	.. 66	.. ..	.. ..	.. ..	.. 6,600	.. 8,697	.. ..
Indo-China (including Cochinchina, Cambodia, Annam, Tonkin and French leased territories in China)	22	24	23	32	.. ..	3,460	3,640	3,200	2,680	.. ..
Philippine Islands and Guam	355	1,315	462	1,232	877	62,391	1,31,178	90,400	1,08,238	48,225
China (exclusive of Hongkong and Macao)	2,564	2,837	3,019	2,478	1,961	3,65,987	3,71,677	3,64,954	1,58,925	91,579
Japan	17,219	25,090	27,523	27,912	33,932	25,37,441	33,74,323	32,84,966	17,97,915	15,47,018
Egypt	826	671	907	1,090	762	1,24,921	91,790	1,13,790	33,076	40,822
Portuguese East Africa	117	198	221	144	162	16,338	24,676	24,317	8,999	7,110
United States of America— Via Atlantic Coast	169,143	234,764	222,241	115,403	99,239	2,35,02,552	2,97,84,763	2,56,51,232	77,29,909	43,24,938
Pacific	910	2,269	3,416	1,640	1,630	1,13,610	2,38,338	4,07,683	99,513	74,561
Cuba	103	151	323	163	221	12,210	20,399	33,161	11,926	9,037
Haiti and St. Domingo	.. ..	.. ..	.. 36	.. ..	.. 66	.. ..	.. ..	.. 3,245	.. ..	.. 2,331
Mexico	.. ..	.. ..	.. 29	.. ..	.. ..	.. ..	.. ..	.. 2,116	.. ..	.. ..
Brazil	170	1,870	1,171	2,027	2,116	19,655	2,37,502	1,43,999	1,46,514	89,236
Uruguay	170	191	297	337	159	26,232	25,350	35,980	25,320	6,976



No. 14—continued

ARTICLES, AND COUNTRIES OF FINAL DESTINATION; ALSO SHARE OF EACH PROVINCE	QUANTITY					VALUE				
	1927-28	1928-29	1929-30	1930-31	1931-32	1927-28	1928-29	1929-30	1930-31	1931-32
<b>Lac—</b>										
<b>Shell (II. D)—continued</b>						R	R	R	R	R
Argentine Republic (including the Atlantic Coast of Patagonia).	Cwts. 2,319	Cwts. 3,432	Cwts. 4,268	Cwts. 4,717	Cwts. 1,102	3,20,931	4,34,314	4,36,842	3,34,250	50,293
Chile (including the Pacific Coast of Patagonia).	25	479	597	541	96	3,126	60,951	68,727	35,193	3,336
Peru . . . . .	8	9	32	69	55	1,183	1,400	3,400	3,360	2,162
Other Foreign Countries . . . . .	3	6	10	..	15	400	800	250	..	450
<b>TOTAL FOREIGN COUNTRIES</b>	<b>279,907</b>	<b>385,205</b>	<b>366,661</b>	<b>259,746</b>	<b>207,394</b>	<b>3,95,41,825</b>	<b>4,94,03,536</b>	<b>4,22,36,837</b>	<b>1,37,31,445</b>	<b>51,48,843</b>
<b>Share of Bengal . . . . .</b>	<b>404,259</b>	<b>530,647</b>	<b>498,215</b>	<b>366,413</b>	<b>297,002</b>	<b>5,68,46,795</b>	<b>6,81,52,191</b>	<b>5,67,91,480</b>	<b>2,28,64,291</b>	<b>1,29,83,953</b>
" <i>Bombay</i> . . . . .	..	53	3	6	9	5	3,910	300	550	600
" <i>Madras</i> . . . . .	2	4	2	..	1	295	311	211	25	23
" <i>Burma</i> . . . . .	106	42	32	..	..	11,335	4,326	3,609	..	..
<b>TOTAL</b>	<b>404,367</b>	<b>530,746</b>	<b>498,252</b>	<b>3,66,419</b>	<b>297,012</b>	<b>5,68,57,430</b>	<b>6,81,61,168</b>	<b>5,67,95,600</b>	<b>2,28,64,306</b>	<b>1,29,84,586</b>
<b>Stick (II. D)—</b>										
United Kingdom . . . . .	Cwts. 1,277	Cwts. 3,885	Cwts. 993	Cwts. 608	Cwts. 624	1,32,752	3,01,772	76,250	30,205	20,979
Straits Settlements (including Labuan) . . . . .	73	..	3	..	..	4,950	..	263	..	..
Other British Possessions . . . . .	..	..	1	1	..	..	..	80	120	..
<b>TOTAL BRITISH EMPIRE</b>	<b>1,350</b>	<b>3,885</b>	<b>992</b>	<b>609</b>	<b>624</b>	<b>1,37,702</b>	<b>3,01,772</b>	<b>76,593</b>	<b>30,325</b>	<b>20,979</b>
Sweden . . . . .	..	..	..	7	..	..	..	..	300	..
Germany . . . . .	6,266	7,738	2,674	1,890	3,456	5,00,817	5,98,144	1,34,968	96,626	84,123
Netherlands . . . . .	972	737	125	37	201	90,771	56,166	10,192	3,000	3,745
Belgium . . . . .	476	5,735	1,910	1,395	3,346	39,946	4,17,491	1,49,606	42,443	1,89,550
France . . . . .	3	3,851	..	518	214	400	3,17,503	..	13,293	4,792
Italy . . . . .	59	213	..	..	..	5,591	17,610	..	..	..
Japan . . . . .	..	..	1	30	..	..	..	130	1,720	..
United States of America— Via Atlantic Coast . . . . .	5	4,880	659	219	..	392	3,45,817	49,719	11,132	..
<b>TOTAL FOREIGN COUNTRIES</b>	<b>7,780</b>	<b>22,629</b>	<b>5,369</b>	<b>4,036</b>	<b>12,217</b>	<b>6,37,917</b>	<b>17,42,736</b>	<b>3,94,665</b>	<b>1,68,569</b>	<b>2,82,210</b>
<b>Share of Bengal . . . . .</b>	<b>3,975</b>	<b>13,519</b>	<b>3,560</b>	<b>3,385</b>	<b>6,026</b>	<b>3,32,664</b>	<b>11,24,039</b>	<b>2,30,450</b>	<b>1,53,560</b>	<b>1,33,504</b>
" <i>Bombay</i> . . . . .	4,044	5,235	2,353	36	..	2,07,485	3,46,570	1,60,302	5,100	..
" <i>Sind</i> . . . . .	579	731	379	455	105	52,070	59,113	26,939	13,523	3,275
" <i>Madras</i> . . . . .	..	..	..	1	21	..	..	..	120	1,152
" <i>Burma</i> . . . . .	532	6,929	69	763	6,639	43,400	5,14,736	3,667	26,556	1,15,353
<b>TOTAL</b>	<b>9,113</b>	<b>26,514</b>	<b>6,361</b>	<b>4,695</b>	<b>12,341</b>	<b>7,75,619</b>	<b>20,44,503</b>	<b>4,71,253</b>	<b>1,98,504</b>	<b>3,03,139</b>
<b>Other kinds (excluding Lac- dye) (II. D)—</b>										
United Kingdom . . . . .	Cwts. 148	Cwts. 459	Cwts. 1,130	Cwts. 1,491	Cwts. 160	3,059	19,333	43,770	33,314	1,707
Other British Possessions . . . . .	6	9	4	3	..	403	599	376	139	30
<b>TOTAL BRITISH EMPIRE</b>	<b>154</b>	<b>468</b>	<b>1,134</b>	<b>1,494</b>	<b>160</b>	<b>3,465</b>	<b>19,932</b>	<b>44,146</b>	<b>34,003</b>	<b>1,737</b>
Germany . . . . .	12,666	33,239	44,215	27,537	16,924	6,45,006	17,12,791	18,15,224	5,02,353	2,22,155
Netherlands . . . . .	2,345	294	..	2,320	..	1,02,129	15,000	..	29,043	..
Belgium . . . . .	13,562	26,256	25,856	14,054	13,544	6,51,311	7,34,353	6,37,316	2,50,036	179,300
France . . . . .	7	513	440	614	411	400	30,502	18,719	10,413	4,293
Spain . . . . .	..	147	..	..	..	..	7,000	..	..	..
Syria . . . . .	6	..	2	..	..	1,200	..	240	..	..
United States of America— Via Atlantic Coast . . . . .	23,611	3,042	443	..	..	12,34,809	1,58,431	24,146	..	..
Other Foreign Countries . . . . .	..	..	3	3	11	..	..	323	255	630
<b>TOTAL FOREIGN COUNTRIES</b>	<b>57,197</b>	<b>68,541</b>	<b>70,959</b>	<b>44,573</b>	<b>30,390</b>	<b>26,34,945</b>	<b>27,08,577</b>	<b>24,98,468</b>	<b>7,92,105</b>	<b>4,06,923</b>
<b>Share of Bengal . . . . .</b>	<b>56,370</b>	<b>67,731</b>	<b>70,435</b>	<b>45,984</b>	<b>30,392</b>	<b>26,16,809</b>	<b>26,73,254</b>	<b>24,46,899</b>	<b>3,21,133</b>	<b>4,07,572</b>
" <i>Bombay</i> . . . . .	415	1,973	1,031	55	11	24,956	55,310	77,330	2,395	632
" <i>Sind</i> . . . . .	..	..	2	..	..	..	..	240	..	..
" <i>Madras</i> . . . . .	..	..	..	24	..	..	..	..	1,374	..
" <i>Burma</i> . . . . .	66	..	575	9	47	1,345	..	14,445	206	411
<b>TOTAL</b>	<b>57,351</b>	<b>69,009</b>	<b>72,093</b>	<b>46,072</b>	<b>31,050</b>	<b>26,48,410</b>	<b>27,23,564</b>	<b>25,40,614</b>	<b>3,20,103</b>	<b>4,08,605</b>
<b>Total Lac—</b>										
United Kingdom . . . . .	Cwts. 134,728	Cwts. 161,218	Cwts. 145,005	Cwts. 123,473	Cwts. 106,998	1,87,58,115	2,04,92,299	1,58,51,307	70,30,603	44,96,722
Palatine . . . . .	..	7	7	10	21	..	1,150	750	902	1,297
Ceylon . . . . .	96	244	117	134	107	16,640	35,215	15,358	9,424	6,309
Straits Settlements (including Labuan) . . . . .	1,507	1,947	2,030	2,339	1,702	2,18,700	2,58,353	2,62,373	1,71,243	84,323
Federated Malay States . . . . .	55	55	32	47	15	3,090	7,670	4,452	3,900	320
Hongkong . . . . .	704	1,204	1,339	2,106	1,937	1,10,132	1,60,127	1,71,551	1,43,110	1,12,191
Protectorate of South West Africa . . . . .	15	..	..	..	..	2,320	..	..	..	..
Cape of Good Hope . . . . .	172	347	255	631	156	24,432	43,503	32,103	30,111	7,461
Natal . . . . .	151	514	472	375	226	23,272	64,019	57,643	26,963	10,724

GENERAL EXPORTS

INDIAN MERCHANDISE

( 704 )

No. 14—continued

ARTICLES, AND COUNTRIES OF FINAL DESTINATION; ALSO SHARE OF EACH PROVINCE	QUANTITY					VALUE				
	1927-28	1928-29	1929-30	1930-31	1931-32	1927-28	1928-29	1929-30	1930-31	1931-32
	Cwts.	Cwts.	Cwts.	Cwts.	Cwts.	R	R	R	R	R
<i>Lacc—concluded</i>									2,240	
<i>Total Lacc—continued</i>				29						6,160
Seychelles					123	7,500				6,617
Canada— Via Atlantic Coast	44				110	22,076	25,800	23,706	8,418	7,788
Western Australia	142	184	171	92	149	81,320	52,329	30,142	18,681	47,570
South Australia (including Northern Territory)	198	377	248	174	922	1,45,141	2,44,591	1,83,159	1,44,359	67,413
Victoria	1,611	1,838	1,514	2,088	1,305	4,25,575	4,92,292	5,62,559	1,61,704	8,110
New South Wales	2,954	3,656	4,712	2,287	156	14,355	18,970	23,597	8,420	1,37,496
Queensland	98	138	180	122	2,642	6,39,967	5,33,822	5,23,163	3,36,642	21,584
Australian Commonwealth (Total)	4,404	6,190	6,825	4,713	375	67,597	1,19,560	1,41,964	98,991	422
New Zealand (including Nauru and Br. Samoa)	486	829	1,032	1,178	5	881	735	1,952	422	269
Other British Possessions	11	10	17	4	5					
<b>TOTAL BRITISH EMPIRE</b>	<b>142,370</b>	<b>172,565</b>	<b>157,151</b>	<b>185,024</b>	<b>113,305</b>	<b>1,98,76,796</b>	<b>2,20,16,568</b>	<b>1,73,68,631</b>	<b>78,54,561</b>	<b>48,85,056</b>
Russia— Northern Russia		23			73		2,800			3,844
Southern Russia										
Finland	45	7	32	103		6,038	1,100	3,520	6,168	1,33,918
Sweden	2,917	3,325	3,177	5,125	2,382	4,56,821	4,40,860	3,77,105	3,15,619	47,270
Norway	184	550	505	600	548	23,441	77,465	57,383	40,690	52,830
Denmark	218	577	1,005	1,831	1,163	32,046	78,893	1,14,774	1,11,125	53,013
Poland (including Dantzlg)	214	1,255	998	1,350	1,240	31,488	1,61,834	1,10,849	83,147	20,72,053
Germany	34,102	123,201	115,291	99,857	61,741	1,08,59,184	1,30,86,119	98,07,014	48,43,611	60,978
Netherlands	5,092	4,658	2,967	5,794	1,555	4,20,339	5,47,311	3,20,536	2,43,814	10,31,785
Belgium	21,644	36,016	34,397	23,335	38,312	10,61,326	17,20,331	15,38,574	77,287	5,31,870
France	10,030	16,467	14,853	15,419	12,773	13,99,900	18,74,061	16,10,062	8,91,464	55,189
Spain	874	1,767	2,633	2,103	1,262	1,13,378	2,10,223	2,31,027	1,23,349	2,530
Portugal		60	978		45		7,800	1,25,991		2,62,207
Italy	5,462	7,813	6,510	6,676	5,489	7,63,101	10,17,092	7,39,108	4,36,470	
Bulgaria		44					5,230			
Roumania	66	15		37		5,586	2,000		1,747	
Greece	135	331	267	433	662	30,534	51,971	32,034	23,914	32,365
Turkey, European	393	133	110	173	120	43,445	17,581	13,730	11,005	5,200
Turkey, Asiatic	36					5,246				
Iraq		37	54	67	39		5,862	6,217	5,077	1,770
Syria	11	34	101	97	119	1,930	3,319	11,006	6,194	5,484
Persia		10	15	8	23		1,130	2,063	767	1,450
Java	924	1,152	1,450	1,837	1,543	1,47,476	1,62,578	1,87,838	1,35,960	74,038
Siam			58	66				6,600	3,697	
Indo-China (including Cochin China, Cambodia, Annam, Tonkin, and French leased territories in China)	24	24	23	32		3,350	3,640	3,200	2,080	
Philippine Islands and Guam	355	1,315	452	1,282	377	52,391	1,31,173	60,400	1,03,238	43,225
China (exclusive of Hongkong and Macao)	2,815	2,337	3,019	2,511	1,933	4,10,237	3,71,677	3,64,954	1,60,950	92,629
Japan	17,222	26,043	27,560	27,983	33,978	25,37,753	33,83,323	32,90,224	18,02,113	15,49,167
Egypt	326	671	907	1,090	762	1,24,921	91,790	1,13,750	83,076	40,322
Portuguese East Africa	125	233	233	195	221	17,592	37,216	25,793	12,197	10,005
United States of America— Via Atlantic Coast	243,848	328,470	283,848	199,480	177,190	3,11,40,332	3,97,68,230	3,18,97,533	1,24,14,353	70,85,652
" Pacific "	914	2,270	3,416	1,647	1,674	1,14,253	2,38,506	4,07,633	99,862	75,971
Cuba	103	151	322	163	221	12,240	20,399	33,161	11,926	9,337
Haiti and St. Domingo			36		66			3,245		2,381
Mexico			29					2,116		
Brazil	170	2,033	1,231	4,047	2,426	19,665	2,59,402	1,56,559	1,48,404	1,02,316
Uruguay	179	191	297	337	159	23,232	25,350	35,930	25,320	6,976
Argentine Republic (including the Atlantic Coast of Patagonia)	2,330	3,533	4,290	24,779	1,102	3,22,306	4,33,919	4,39,342	3,39,434	50,293
Chile (including the Pacific Coast of Patagonia)	47	501	597	541	96	7,023	64,191	63,727	35,193	3,336
Peru	8	9	32	69	55	1,133	1,400	3,400	3,860	2,132
Other Foreign Countries	3	6	10		15	400	800	1,250		450
<b>TOTAL FOREIGN COUNTRIES</b>	<b>401,214</b>	<b>570,833</b>	<b>511,753</b>	<b>412,127</b>	<b>350,419</b>	<b>5,00,09,060</b>	<b>6,44,09,526</b>	<b>5,23,03,393</b>	<b>2,35,19,221</b>	<b>1,35,09,116</b>
<i>State of Bengal</i>	<i>534,309</i>	<i>721,303</i>	<i>653,909</i>	<i>542,219</i>	<i>453,372</i>	<i>6,91,12,746</i>	<i>8,47,36,373</i>	<i>6,83,24,443</i>	<i>3,10,50,300</i>	<i>1,82,07,866</i>
" <i>Bombay</i>	<i>4,459</i>	<i>6,623</i>	<i>3,337</i>	<i>147</i>	<i>20</i>	<i>3,22,446</i>	<i>4,07,423</i>	<i>2,37,932</i>	<i>8,545</i>	<i>1,332</i>
" <i>Sind</i>	<i>610</i>	<i>1,152</i>	<i>573</i>	<i>1,027</i>	<i>374</i>	<i>57,692</i>	<i>39,571</i>	<i>46,679</i>	<i>43,323</i>	<i>3,175</i>
" <i>Madras</i>	<i>2</i>	<i>4</i>	<i>2</i>	<i>33</i>	<i>22</i>	<i>295</i>	<i>311</i>	<i>271</i>	<i>2,339</i>	<i>1,130</i>
" <i>Burma</i>	<i>4,204</i>	<i>13,316</i>	<i>6,033</i>	<i>3,120</i>	<i>6,736</i>	<i>3,92,677</i>	<i>11,92,413</i>	<i>5,62,759</i>	<i>2,32,770</i>	<i>1,15,009</i>
<b>TOTAL</b>	<b>543,584</b>	<b>743,403</b>	<b>663,914</b>	<b>547,134</b>	<b>463,734</b>	<b>6,93,35,356</b>	<b>8,64,26,094</b>	<b>6,96,72,024</b>	<b>3,13,78,732</b>	<b>1,93,04,172</b>

No. 14—continued

ARTICLES, AND COUNTRIES OF FINAL DESTINATION; ALSO SHARE OF EACH PROVINCE	QUANTITY					VALUE				
	1927-28	1928-29	1929-30	1930-31	1931-32	1927-28	1928-29	1929-30	1930-31	1931-32
<b>Lacquered-ware (of Indian manufacture) (III. H)—</b>						R	P	R	R	R
United Kingdom . . . . .	—	—	—	—	—	7,771	18,148	9,170	10,148	4,078
Gibraltar . . . . .	—	—	—	—	—	1,400	3,260	2,250	1,280	1,450
Malta and Gozo . . . . .	—	—	—	—	—	..	1,500	3,800	1,700	1,817
Ceylon . . . . .	—	—	—	—	—	5,720	2,345	766	628	980
Federated Malay States . . . . .	—	—	—	—	—	1,000	600	300	102	..
Zanzibar and Pemba . . . . .	—	—	—	—	—	..	2,925	150	250	..
Kenya Colony . . . . .	—	—	—	—	—	550	2,050	1,350	350	..
British West India Islands . . . . .	—	—	—	—	—	15	..	1,400	300	215
Burmudas . . . . .	—	—	—	—	—	..	..	..	1,150	..
South Australia (including Northern Territory) . . . . .	—	—	—	—	—	200	..	..	..	..
Victoria . . . . .	—	—	—	—	—	565	..	458	..	100
Tasmania . . . . .	—	—	—	—	—	..	..	25	..	..
New South Wales . . . . .	—	—	—	—	—	455	320	225	..	..
Queensland . . . . .	—	—	—	—	—	..	50	..	20	..
Australian Commonwealth (Total) . . . . .	—	—	—	—	—	1,220	370	708	20	100
Other British Possessions . . . . .	—	—	—	—	—	1,744	1,220	2,446	1,663	511
<b>TOTAL BRITISH EMPIRE</b>	—	—	—	—	—	19,420	27,413	22,340	17,536	9,746
France . . . . .	—	—	—	—	—	3,208	6,438	6,311	2,699	270
Italy . . . . .	—	—	—	—	—	150	575	1,047	1,378	4,600
Java . . . . .	—	—	—	—	—	500	2,500	725	700	500
Philippine Islands and Guam . . . . .	—	—	—	—	—	200	550	1,380	2,180	2,800
Egypt . . . . .	—	—	—	—	—	1,294	1,170	1,414	..	..
Portuguese East Africa . . . . .	—	—	—	—	—	900	2,225	4,924	3,270	2,400
United States of America— Vid Atlantic Coast. . . . .	—	—	—	—	—	3,262	2,081	2,484	2,022	2,108
“ Pacific ” . . . . .	—	—	—	—	—	1,850	..	118	..	92
Panama . . . . .	—	—	—	—	—	200	175	..	..	1,300
Hawaii . . . . .	—	—	—	—	—	200	1,800	400	..	680
Other Foreign Countries . . . . .	—	—	—	—	—	108	1,417	1,510	1,167	2,152
<b>TOTAL FOREIGN COUNTRIES</b>	—	—	—	—	—	12,872	18,481	20,283	18,416	16,912
<i>Share of Bengal</i> . . . . .	—	—	—	—	—	2,145	140	..	..	..
“ Bombay ” . . . . .	—	—	—	—	—	20,558	37,445	29,327	18,513	21,627
“ Sind ” . . . . .	—	—	—	—	—	..	50	210	300	55
“ Madras ” . . . . .	—	—	—	—	—	27	..	130	..	..
“ Burma ” . . . . .	—	—	—	—	—	9,562	8,209	12,937	12,130	4,976
<b>TOTAL</b>	—	—	—	—	—	32,292	45,844	42,608	30,952	26,658
<b>Leather—</b>										
<i>Hides, tanned or dressed—</i>										
<b>Buffalo hides (III. I)—</b>	Tons	Tons	Tons	Tons	Tons					
United Kingdom . . . . .	1,030	1,244	978	599	546	20,82,498	26,31,551	19,15,591	10,98,359	9,40,503
Palestine . . . . .	3	2	..	8	4	6,832	6,750	1,263	10,500	8,550
Aden and Dependencies . . . . .	1	..	..	..	..	3,975	4,179	825	1,830	1,265
Ceylon . . . . .	..	..	..	..	..	1,859	1,132	1,132	831	529
Hongkong . . . . .	..	..	..	5	..	..	..	..	7,200	..
Zanzibar and Pemba . . . . .	5	8	6	2	3	18,375	12,496	9,824	7,910	7,530
Kenya Colony . . . . .	46	40	44	21	16	87,093	82,590	85,725	45,797	26,685
Tanganyika Territory . . . . .	6	9	5	2	4	18,195	18,091	11,459	3,050	7,525
Victoria . . . . .	..	..	..	..	1	..	..	..	..	1,500
Australian Commonwealth (Total) . . . . .	..	..	..	..	1	..	..	..	..	1,500
Other British Possessions . . . . .	..	1	..	..	..	731	1,210	568	378	300
<b>TOTAL BRITISH EMPIRE</b>	1,091	1,304	1,033	637	574	22,09,558	27,57,999	20,26,887	11,80,850	9,94,387
Turkey, European . . . . .	..	1	..	..	..	..	2,500	..	..	..
Syria . . . . .	1	29	16	18	21	800	55,080	40,648	26,800	29,550
Iraq . . . . .	7	9	20	20	18	16,721	27,788	39,070	33,010	26,438
Persia . . . . .	4	3	4	2	1	7,275	6,270	8,245	6,118	2,300
China (exclusive of Hongkong and Macao) . . . . .	..	..	..	5	..	..	..	..	5,000	..
Egypt . . . . .	1	1	1	..	..	1,500	2,000	1,600	512	..

GENERAL EXPORTS

( 706 )

INDIAN MERCHANDISE

No. 14—continued

ARTICLES, AND COUNTRIES OF FINAL DESTINATION; ALSO SHARE OF EACH PROVINCE	QUANTITY					VALUE				
	1927-28	1928-29	1929-30	1930-31	1931-32	1927-28	1928-29	1929-30	1930-31	1931-32
	Tons	Tons	Tons	Tons	Tons	Rs	Rs	Rs	Rs	Rs
<b>Leather—continued</b>										
<b>Hides, tanned or dressed—continued</b>										
<b>Buffalo hides (III. I)—continued</b>										
United States of America—										
Via Atlantic Coast . . . . .	..	54	32	6	9	700	1,12,558	71,202	15,000	19,831
Other Foreign Countries . . . . .	..	..	..	..	..	..	970	110	200	10
<b>TOTAL FOREIGN COUNTRIES</b>	13	97	78	51	49	26,900	2,07,161	1,60,965	97,040	78,21
Share of Bengal . . . . .	..	..	..	..	..	416	..	..	..	..
" Bombay . . . . .	80	105	97	73	67	1,78,450	2,28,329	2,00,915	1,50,577	1,10,71
" Sind . . . . .	..	2	..	..	1	1,218	5,861	..	600	91
" Madras . . . . .	1,024	1,298	1,609	605	555	20,56,470	27,29,660	19,86,332	11,14,490	9,60,31
" Burma . . . . .	..	1	..	10	..	..	310	115	12,323	..
<b>TOTAL</b>	1,104	1,401	1,106	688	628	22,36,554	29,65,160	21,87,852	12,77,890	10,72,6
<b>Cow hides (III. I)—</b>										
United Kingdom . . . . .	12,408	13,171	10,788	9,616	8,689	3,17,90,610	3,26,27,266	2,55,28,846	2,16,80,389	1,79,60,8
Palestine . . . . .	..	1	..	..	1	..	2,312	..	..	5
Aden and Dependencies . . . . .	14	13	14	16	17	42,838	37,482	31,908	33,988	25,9
Ceylon . . . . .	..	1	..	..	..	2,197	5,532	4,203	468	3,4
Straits Settlements (including Labuan) . . . . .	2	..	16	2	2	4,400	1,305	33,824	4,330	2,21
Hongkong . . . . .	107	125	148	42	68	2,53,800	2,88,024	2,78,925	58,150	87,21
Zanzibar and Pemba . . . . .	1	..	..	2	..	4,563	3,557	2,103	11,615	81
Kenya Colony . . . . .	11	13	16	7	1	41,180	36,646	52,545	27,844	11,62
Tanganyika Territory . . . . .	1	2	..	..	..	2,378	3,549	524	425	90
Canada—										
Via Atlantic Coast . . . . .	1	30	23	53	..	3,450	63,155	55,370	77,455	..
Newfoundland and Coast of Labrador . . . . .	..	9	..	..	..	..	20,400	..	..	..
Other British Possessions . . . . .	..	..	1	..	..	300	1,000	640	300	32
<b>TOTAL BRITISH EMPIRE</b>	12,545	12,365	11,009	9,738	8,778	3,21,54,716	3,30,95,328	2,59,88,888	2,18,92,964	1,80,93,94
Germany . . . . .	44	1	..	..	..	92,283	1,800	1,200	..	21
Belgium . . . . .	..	6	..	..	..	..	18,574	..	..	..
France . . . . .	..	..	1	..	..	..	600	2,100	..	..
Italy . . . . .	..	1	..	..	..	..	2,550	..	..	..
Syria . . . . .	1	1	..	..	2	1,500	1,850	2,200	..	2,306
Native States in Arabia other than Maskat Territory and Trucial Oman . . . . .	1	..	..	..	..	2,207	..	90	200	..
Iraq . . . . .	1	2	1	..	..	4,051	6,678	4,675	280	295
Persia . . . . .	..	3	..	..	..	3,225	6,789	4,250	1,000	600
Java . . . . .	..	1	..	..	..	..	3,000	514	..	..
China (exclusive of Hongkong and Macao) . . . . .	128	94	177	162	136	2,24,920	1,98,250	2,22,725	1,98,560	1,67,080
Japan . . . . .	2	..	..	..	2	5,725	..	500	..	2,200
United States of America—										
Via Atlantic Coast . . . . .	580	1,221	763	51	1	15,31,012	29,79,859	17,26,719	1,18,250	1,500
Other Foreign Countries . . . . .	..	..	..	..	..	..	..	450	1,071	10
<b>TOTAL FOREIGN COUNTRIES</b>	766	1,330	947	213	141	18,64,938	32,10,250	20,95,428	3,09,361	1,74,010
Share of Bengal . . . . .	18	11	8	27	32	53,654	39,525	52,514	3,707	65,902
" Bombay . . . . .	1,434	1,074	864	477	368	51,00,069	41,59,194	31,43,783	17,59,296	13,25,715
" Sind . . . . .	13	64	33	5	8	33,867	2,13,300	79,485	12,368	16,908
" Madras . . . . .	11,609	12,327	10,708	9,238	8,305	2,33,50,339	3,14,30,980	2,41,37,505	2,01,45,924	1,66,03,892
" Burma . . . . .	237	219	343	206	206	4,81,780	4,87,679	6,40,724	2,51,040	2,56,532
<b>TOTAL</b>	13,311	13,695	11,956	9,951	8,919	3,40,19,699	3,63,14,478	2,80,54,311	2,22,02,325	1,82,67,950

No. 14—continued

ARTICLES, AND COUNTRIES OF FINAL DESTINATION; ALSO SHARE OF EACH PROVINCE.	QUANTITY					VALUE				
	1927-28	1928-29	1929-30	1930-31	1931-32	1927-28	1928-29	1929-30	1930-31	1931-32
<b>Leather—continued</b>										
<i>Hides, tanned or dressed—</i>										
<i>continued</i>										
<i>Calf Skins—</i>										
<i>Buffalo Calf Skins (III. I)—</i>										
United Kingdom . . . . .	449	392	359	351	306	18,24,911	12,49,096	10,01,800	8,37,454	6,38,021
Ceylon . . . . .	..	..	1	..	..	1,714	561	2,029	188	214
Other British Possessions . . . . .	..	..	..	..	..	560	..	75	256	..
<b>TOTAL BRITISH EMPIRE</b>	<b>449</b>	<b>392</b>	<b>360</b>	<b>351</b>	<b>306</b>	<b>19,27,185</b>	<b>12,49,657</b>	<b>10,03,904</b>	<b>8,37,898</b>	<b>6,38,235</b>
United States of America— Via Atlantic Coast . . . . .	59	199	179	36	..	1,65,461	5,31,455	5,54,492	1,10,489	..
Other Foreign Countries . . . . .	..	..	..	..	..	608	..	375	..	..
<b>TOTAL FOREIGN COUNTRIES</b>	<b>59</b>	<b>199</b>	<b>179</b>	<b>36</b>	<b>..</b>	<b>1,66,069</b>	<b>5,31,455</b>	<b>5,54,867</b>	<b>1,10,489</b>	<b>..</b>
<i>Share of Bombay</i> . . . . .	<i>11</i>	<i>8</i>	<i>5</i>	<i>1</i>	<i>1</i>	<i>65,267</i>	<i>38,510</i>	<i>31,610</i>	<i>5,400</i>	<i>3,000</i>
<i>„ Sind</i> . . . . .	<i>3</i>	<i>10</i>	<i>4</i>	<i>..</i>	<i>1</i>	<i>9,974</i>	<i>25,330</i>	<i>7,939</i>	<i>..</i>	<i>1,800</i>
<i>„ Madras</i> . . . . .	<i>494</i>	<i>573</i>	<i>630</i>	<i>336</i>	<i>304</i>	<i>14,17,913</i>	<i>17,07,272</i>	<i>15,19,222</i>	<i>9,51,982</i>	<i>6,33,435</i>
<b>TOTAL</b>	<b>608</b>	<b>591</b>	<b>639</b>	<b>387</b>	<b>306</b>	<b>14,93,254</b>	<b>18,31,112</b>	<b>15,58,771</b>	<b>9,57,382</b>	<b>6,38,235</b>
<b>Cow Calf Skins (III. I)—</b>										
United Kingdom . . . . .	818	693	652	516	450	33,17,491	28,22,401	25,27,331	15,20,933	12,84,058
Aden and Dependencies . . . . .	..	..	..	..	..	1,000	..	..	..	..
Ceylon . . . . .	..	1	..	..	..	8,750	10,640	5,848	2,070	1,054
Kenya Colony . . . . .	2	..	..	..	..	8,975	..	..	..	..
Other British Possessions . . . . .	..	..	..	..	..	..	376	83	150	..
<b>TOTAL BRITISH EMPIRE</b>	<b>820</b>	<b>694</b>	<b>652</b>	<b>516</b>	<b>450</b>	<b>38,36,216</b>	<b>28,33,417</b>	<b>25,33,057</b>	<b>15,33,158</b>	<b>12,85,112</b>
Germany . . . . .	..	..	..	1	..	..	..	..	3,600	..
USSR . . . . .	..	..	..	..	..	2,600	1,500	..	600	500
Persia . . . . .	..	..	..	..	..	1,050	..	..	..	..
Java . . . . .	..	1	..	..	..	..	5,200	..	..	..
United States of America— Via Atlantic Coast . . . . .	17	14	8	..	..	37,300	44,676	30,155	..	..
Other Foreign Countries . . . . .	..	..	..	..	..	42	..	750	600	500
<b>TOTAL FOREIGN COUNTRIES</b>	<b>17</b>	<b>15</b>	<b>8</b>	<b>1</b>	<b>..</b>	<b>90,992</b>	<b>51,376</b>	<b>30,905</b>	<b>4,800</b>	<b>1,000</b>
<i>Share of Bengal</i> . . . . .	<i>..</i>	<i>..</i>	<i>..</i>	<i>..</i>	<i>..</i>	<i>2,745</i>	<i>1,700</i>	<i>..</i>	<i>600</i>	<i>500</i>
<i>„ Bombay</i> . . . . .	<i>79</i>	<i>28</i>	<i>55</i>	<i>11</i>	<i>..</i>	<i>4,02,242</i>	<i>1,71,368</i>	<i>2,98,266</i>	<i>55,140</i>	<i>3,000</i>
<i>„ Sind</i> . . . . .	<i>8</i>	<i>22</i>	<i>6</i>	<i>6</i>	<i>2</i>	<i>20,574</i>	<i>33,941</i>	<i>20,179</i>	<i>19,902</i>	<i>4,412</i>
<i>„ Madras</i> . . . . .	<i>750</i>	<i>659</i>	<i>699</i>	<i>500</i>	<i>443</i>	<i>30,01,647</i>	<i>26,37,784</i>	<i>22,45,637</i>	<i>14,02,311</i>	<i>12,75,200</i>
<b>TOTAL</b>	<b>837</b>	<b>709</b>	<b>660</b>	<b>517</b>	<b>450</b>	<b>34,27,208</b>	<b>28,84,793</b>	<b>25,63,962</b>	<b>15,37,958</b>	<b>12,86,112</b>
<b>Wool Calf Skins (III. I)—</b>										
United Kingdom . . . . .	1,267	1,085	1,011	867	756	46,42,402	40,71,497	35,29,131	23,68,337	19,22,070
Aden and Dependencies . . . . .	..	..	..	..	..	1,000	..	..	..	..
Ceylon . . . . .	..	1	1	..	..	10,464	11,201	7,672	2,253	1,268
Kenya Colony . . . . .	2	..	..	..	..	8,975	..	..	..	..
Other British Possessions . . . . .	..	..	..	..	..	560	376	158	406	..
<b>TOTAL BRITISH EMPIRE</b>	<b>1,269</b>	<b>1,086</b>	<b>1,012</b>	<b>867</b>	<b>756</b>	<b>46,68,401</b>	<b>40,83,074</b>	<b>35,36,961</b>	<b>23,71,046</b>	<b>19,23,347</b>
Germany . . . . .	..	..	..	1	..	..	..	..	3,600	..
Iraq . . . . .	..	..	..	..	..	2,600	1,500	..	600	500
Persia . . . . .	..	..	..	..	..	1,050	..	..	..	..
Java . . . . .	..	1	..	..	..	..	5,200	..	..	..
Japan . . . . .	..	..	..	..	..	30	..	1,125	..	500
United States of America— Via Atlantic Coast . . . . .	76	213	187	36	..	2,52,761	6,26,131	5,84,647	1,19,489	..
Other Foreign Countries . . . . .	..	..	..	..	..	620	..	..	600	..
<b>TOTAL FOREIGN COUNTRIES</b>	<b>76</b>	<b>214</b>	<b>187</b>	<b>37</b>	<b>..</b>	<b>2,57,081</b>	<b>6,32,631</b>	<b>5,85,772</b>	<b>1,24,289</b>	<b>1,000</b>
<i>Share of Bengal</i> . . . . .	<i>..</i>	<i>..</i>	<i>..</i>	<i>..</i>	<i>..</i>	<i>2,745</i>	<i>1,700</i>	<i>..</i>	<i>600</i>	<i>500</i>
<i>„ Bombay</i> . . . . .	<i>80</i>	<i>36</i>	<i>60</i>	<i>12</i>	<i>1</i>	<i>4,07,609</i>	<i>2,09,378</i>	<i>3,29,866</i>	<i>60,540</i>	<i>6,000</i>
<i>„ Sind</i> . . . . .	<i>11</i>	<i>32</i>	<i>10</i>	<i>6</i>	<i>3</i>	<i>30,548</i>	<i>1,09,271</i>	<i>28,118</i>	<i>19,902</i>	<i>6,212</i>
<i>„ Madras</i> . . . . .	<i>1,244</i>	<i>1,232</i>	<i>1,199</i>	<i>886</i>	<i>752</i>	<i>44,19,550</i>	<i>43,95,056</i>	<i>37,64,749</i>	<i>24,14,293</i>	<i>19,11,635</i>
<b>TOTAL</b>	<b>1,345</b>	<b>1,300</b>	<b>1,199</b>	<b>904</b>	<b>756</b>	<b>49,20,462</b>	<b>47,15,905</b>	<b>41,22,733</b>	<b>24,95,335</b>	<b>19,24,347</b>

GENERAL EXPORTS

( 708 )

INDIAN MERCHANDISE

No. 14—continued

ARTICLES, AND COUNTRIES OF FINAL DESTINATION; ALSO SHARE OF EACH PROVINCE	QUANTITY					VALUE				
	1927-28	1928-29	1929-30	1930-31	1931-32	1927-28	1928-29	1929-30	1930-31	1931-32
	Tons	Tons	Tons	Tons	Tons	R	R	R	R	R
<i>Leather—continued</i>										
<i>Hides, tanned or dressed—continued</i>										
Other hides (III. I)—										
United Kingdom . . . . .	..	..	..	..	2	..	..	1,239	..	56
Ceylon . . . . .	..	..	..	..	..	184	1,080	..	740	..
Kenya Colony . . . . .	..	1	..	..	..	..	2,075	..	..	..
Other British Possessions . . . . .	..	..	..	..	..	..	175	258	..	..
TOTAL BRITISH EMPIRE	..	1	..	..	2	134	3,330	1,527	740	61
Iraq . . . . .	..	..	..	..	..	..	..	1,400	..	..
Share of Bengal . . . . .	..	..	..	..	2	..	..	1,688	..	56
= Bombay . . . . .	..	1	..	..	..	..	2,250	..	..	..
= Madras . . . . .	..	..	..	..	..	134	1,080	1,239	740	5
TOTAL	..	1	..	..	2	134	3,330	2,927	740	61
<i>Total Hides, tanned or dressed—</i>										
United Kingdom . . . . .	14,705	14,500	12,777	11,032	9,998	3,85,24,510	3,03,30,314	3,09,74,807	2,51,47,135	2,08,23,996
Palestine . . . . .	3	3	..	8	5	6,832	9,062	1,268	10,500	9,056
Aden and Dependencies . . . . .	15	18	14	16	17	47,813	41,661	32,733	38,818	27,251
Ceylon . . . . .	..	2	1	..	..	14,154	18,945	13,007	4,292	5,261
Straits Settlements (including Labuan) . . . . .	2	1	16	2	2	4,445	2,315	34,227	4,353	2,402
Hongkong . . . . .	107	125	148	47	68	2,53,800	2,68,024	2,78,925	60,850	87,250
Zanzibar and Pemba . . . . .	6	8	6	4	3	18,438	16,229	12,010	19,781	8,417
Kenya Colony . . . . .	59	54	60	28	17	1,37,248	1,21,311	1,38,270	78,641	38,805
Tanganyika Territory . . . . .	7	11	5	2	4	16,133	21,640	11,983	8,625	8,425
Canada—										
Via Atlantic Coast . . . . .	1	30	26	53	..	3,450	68,185	55,370	77,455	..
Newfoundland and coast of Labrador . . . . .	..	9	..	..	..	..	20,400	..	..	..
Victoria . . . . .	..	..	..	..	1	..	..	..	..	1,500
Australian Commonwealth (Total) . . . . .	..	..	..	..	1	..	..	..	..	1,500
Other British Possessions . . . . .	..	..	1	..	..	986	1,545	1,168	650	425
TOTAL BRITISH EMPIRE	14,905	14,756	18,054	11,242	10,110	3,90,27,800	3,09,30,631	3,15,53,763	2,54,45,600	2,10,12,290
Germany . . . . .	44	1	..	1	..	92,873	1,800	1,200	3,600	25
Belgium . . . . .	..	6	..	..	..	..	18,574	..	..	..
France . . . . .	..	..	1	..	..	..	600	2,100	600	..
Italy . . . . .	..	1	..	..	..	30	2,550	..	..	..
Turkey, European . . . . .	..	1	..	..	..	..	2,500	..	..	..
Syria . . . . .	2	30	16	18	23	2,300	56,730	42,848	36,800	31,850
Other Native States in Arabia . . . . .	1	..	..	..	..	2,207	670	200	400	100
Iraq . . . . .	8	11	21	20	18	23,372	35,961	45,145	33,890	27,233
Persia . . . . .	4	0	4	2	1	11,550	13,050	514	7,518	2,900
Java . . . . .	..	2	..	..	..	..	8,200	12,495	..	..
China (exclusive of Hongkong and Macao) . . . . .	128	94	177	167	136	2,24,980	1,98,250	3,22,725	1,98,560	1,67,080
Japan . . . . .	2	..	..	..	2	5,755	..	1,625	..	2,700
Egypt . . . . .	1	1	1	..	..	1,500	2,000	1,600	738	..

No. 14—continued

ARTICLES, AND COUNTRIES OF FINAL DESTINATION; ALSO SHARE OF EACH PROVINCE	QUANTITY					VALUE				
	1927-28	1928-29	1929-30	1930-31	1931-32	1927-28	1928-29	1929-30	1930-31	1931-32
	Tons	Tons	Tons	Tons	Tons	₹	₹	₹	₹	₹
<b>Leather—continued</b>										
<i>Total Hides, tanned or dressed—continued</i>										
United States of America—										
<i>Vid Atlantic Coast</i>	665	1,488	987	98	10	17,84,478	37,18,048	23,82,658	2,47,739	21,380
Other Foreign Countries	..	..	..	..	..	..	300	450	850	10
<b>TOTAL FOREIGN COUNTRIES</b>	<b>665</b>	<b>1,641</b>	<b>1,207</b>	<b>98</b>	<b>10</b>	<b>17,84,478</b>	<b>37,18,048</b>	<b>23,82,658</b>	<b>2,47,739</b>	<b>21,380</b>
<i>Share of Bengal</i>	18	11	8	27	34	56,315	35,225	54,202	4,307	60,984
<i>Bombay</i>	1,604	1,216	1,021	562	436	57,46,128	46,00,151	36,74,564	20,00,413	14,42,509
<i>Sind</i>	24	98	43	11	12	65,633	3,28,332	1,07,603	32,860	23,070
<i>Madras</i>	13,877	14,852	12,846	10,727	9,612	3,48,28,493	3,85,46,776	2,98,90,115	2,38,75,447	1,94,76,443
<i>Burma</i>	237	220	343	216	208	4,81,730	4,88,339	6,40,839	2,63,263	2,56,532
<b>TOTAL</b>	<b>15,760</b>	<b>16,897</b>	<b>14,261</b>	<b>11,543</b>	<b>10,300</b>	<b>4,11,76,849</b>	<b>4,89,98,873</b>	<b>3,48,67,323</b>	<b>2,59,76,290</b>	<b>2,12,65,518</b>
<b>Skins, tanned or dressed—</b>										
<i>Goat skins (III. I)—</i>										
United Kingdom	3,687	3,259	2,897	2,986	2,496	2,44,87,357	2,27,41,898	2,05,72,609	1,70,59,501	1,56,78,805
Aden and Dependencies	..	..	..	..	..	1,325	..	232	..	50
Ceylon	..	..	2	..	..	7,865	6,230	11,878	5,818	3,078
Straits Settlements (including Labuan)	1	4	..	..	..	9,921	25,498	..	400	..
Kenya Colony	..	..	..	..	..	1,150	1,800	425	520	100
Tanganyika Territory	..	..	..	..	..	250	618	1,040	300	50
Victoria	2	..	..	..	..	8,880	7,017	1,260	..	..
New South Wales	15	6	6	..	3	1,01,882	38,400	45,116	4,100	7,516
<i>Australian Commonwealth (Total)</i>	<i>17</i>	<i>6</i>	<i>6</i>	<i>..</i>	<i>3</i>	<i>1,10,262</i>	<i>46,317</i>	<i>46,376</i>	<i>4,100</i>	<i>7,516</i>
Other British Possessions	..	..	..	..	..	651	195	160	..	208
<b>TOTAL BRITISH EMPIRE</b>	<b>3,685</b>	<b>3,269</b>	<b>2,905</b>	<b>2,986</b>	<b>2,499</b>	<b>2,46,18,281</b>	<b>2,28,22,549</b>	<b>2,06,32,705</b>	<b>1,70,70,639</b>	<b>1,56,89,799</b>
Germany	11	3	2	4	..	84,526	16,761	16,694	21,685	1,319
Netherlands	33	24	31	50	34	2,18,902	1,68,959	2,17,015	3,82,276	2,25,000
Belgium	..	..	..	..	4	..	..	1,680	3,000	19,384
France	..	..	..	1	13	4,980	6,535	1,000	9,520	86,118
Italy	1	..	..	..	..	8,407	..	180	78	..
Java	..	2	..	..	..	522	7,175	..	..	..
China (exclusive of Hong-kong and Macao)	..	..	2	..	..	..	1,300	3,750	..	..
Japan	1	15	4	1	..	4,800	86,880	17,500	6,050	2,000
United States of America— <i>Vid Atlantic Coast</i>	193	347	240	79	56	12,60,797	23,20,604	16,45,637	4,22,390	2,96,340
Other Foreign Countries	..	..	..	..	..	..	1,503	700	46	..
<b>TOTAL FOREIGN COUNTRIES</b>	<b>239</b>	<b>390</b>	<b>279</b>	<b>185</b>	<b>107</b>	<b>15,91,984</b>	<b>26,04,717</b>	<b>19,94,126</b>	<b>7,94,995</b>	<b>6,30,161</b>
<i>Share of Bengal</i>	..	..	6	2	1	4,510	11,922	37,529	11,625	9,691
<i>Bombay</i>	649	527	468	312	201	34,82,132	33,72,098	31,41,792	19,93,812	11,83,980
<i>Sind</i>	75	60	34	28	9	3,41,162	2,66,095	1,63,147	1,20,222	29,373
<i>Madras</i>	3,200	3,072	2,674	2,779	2,395	2,23,32,361	2,17,75,401	1,91,90,613	1,57,39,515	1,50,96,916
<i>Burma</i>	..	..	2	..	..	..	1,750	3,750	400	..
<b>TOTAL</b>	<b>3,924</b>	<b>3,659</b>	<b>3,184</b>	<b>3,121</b>	<b>2,606</b>	<b>2,62,10,215</b>	<b>2,54,37,266</b>	<b>2,25,36,831</b>	<b>1,78,65,634</b>	<b>1,63,19,980</b>
<i>Sheep skins (III. I)—</i>										
United Kingdom	2,702	2,844	2,555	2,357	2,180	1,72,88,155	1,63,95,261	1,59,14,215	1,40,97,547	1,06,96,243
Aden and Dependencies	..	..	..	..	..	..	..	140	1,000	..
Bahrain Islands	..	..	..	..	..	5,450	..	..	..	..
Ceylon	2	..	..	..	..	43,481	33,065	21,600	18,400	13,184
Straits Settlements (including Labuan)	7	10	4	1	4	6,83,232	5,44,948	5,07,026	4,41,821	3,00,633
Federated Malay States	136	110	109	108	88	420	..	69,394	..	..
Hongkong	..	..	15	..	..	4,500	..	..	..	..
Zanzibar and Pemba	1	..	..	..	..	2,938	4,195	1,714	1,417	2,585
Kenya Colony	1	..	..	..	..	16,915	20,750	16,020	10,554	6,422
Mauritius and Dependencies	4	4	3	1	1	2,371	5,232	7,148	2,604	1,160

GENERAL EXPORTS

( 710 )

INDIAN MERCHANDISE

No. 14—continued

ARTICLES, AND COUNTRIES OF FINAL DESTINATION; ALSO SHARE OF EACH PROVINCE	QUANTITY					VALUE				
	1927-28	1928-29	1929-30	1930-31	1931-32	1927-28	1928-29	1929-30	1930-31	1931-32
<b>Leather—continued</b>						R	R	R	R	R
<i>Skins, tanned or dressed—continued</i>										
Sheep skins (III. I)—continued	Tons	Tons	Tons	Tons	Tons					
Tanganyika Territory . . . . .	..	..	..	..	..	395	1,115	225	..	135
Victoria . . . . .	..	..	..	..	..	..	..	195	..	..
New South Wales . . . . .	..	..	..	..	..	..	2,240	..	..	..
Australian Commonwealth (Total) . . . . .	..	..	..	..	..	..	2,240	195	..	..
Other British Possessions . . . . .	..	..	..	..	..	60	68	..	..	..
<b>TOTAL BRITISH EMPIRE</b>	<b>2,853</b>	<b>2,468</b>	<b>2,686</b>	<b>2,467</b>	<b>2,273</b>	<b>1,79,97,867</b>	<b>1,60,07,764</b>	<b>1,65,37,677</b>	<b>1,45,73,438</b>	<b>1,10,20,362</b>
Germany . . . . .	6	2	..	2	..	30,030	3,802	2,585	15,520	..
Netherlands . . . . .	38	23	13	13	6	1,73,637	1,06,100	60,140	53,507	24,000
Belgium . . . . .	..	..	1	..	..	..	..	6,000	..	..
France . . . . .	..	..	..	..	..	3,877	2,317	..	1,120	..
Italy . . . . .	7	8	4	1	..	33,086	11,602	22,956	13,086	3,000
Sumatra . . . . .	..	..	..	..	..	2,930	..	..	..	3,279
Java . . . . .	22	42	19	1	..	1,01,187	1,72,030	82,384	3,600	500
Slam . . . . .	1	4	2	1	1	5,587	12,340	12,934	2,700	1,005
China (exclusive of Hong-kong and Macao) . . . . .	1	1	6	1	..	5,325	4,900	16,536	4,750	..
Japan . . . . .	532	693	613	504	505	28,81,268	35,85,452	31,72,636	29,09,152	25,60,932
United States of America—Via Atlantic Coast . . . . .	36	69	77	15	5	2,40,764	4,38,395	5,41,551	1,10,258	33,600
Other Foreign Countries . . . . .	..	..	..	..	..	1,530	981	840	113	100
<b>TOTAL FOREIGN COUNTRIES</b>	<b>643</b>	<b>837</b>	<b>735</b>	<b>538</b>	<b>517</b>	<b>34,79,721</b>	<b>48,87,719</b>	<b>39,18,112</b>	<b>31,22,806</b>	<b>26,32,416</b>
Share of Bengal . . . . .	..	1	1	..	..	1,500	13,811	11,979	710	900
" Bombay . . . . .	230	252	260	230	223	14,01,946	15,15,906	19,32,403	14,85,637	9,42,459
" Sind . . . . .	111	110	122	96	62	5,05,362	5,02,478	5,68,291	4,11,473	2,27,391
" Madras . . . . .	3,123	2,941	3,001	2,678	2,605	1,95,58,445	1,83,56,590	1,79,20,748	1,57,93,669	1,24,32,023
" Burma . . . . .	2	1	7	1	..	10,325	5,700	22,363	4,750	..
<b>TOTAL</b>	<b>3,496</b>	<b>3,305</b>	<b>3,421</b>	<b>3,005</b>	<b>2,790</b>	<b>2,14,77,578</b>	<b>2,03,95,483</b>	<b>2,04,55,789</b>	<b>1,76,96,239</b>	<b>1,36,52,773</b>
<b>Other skins (III. I)—</b>	<b>Tons</b>	<b>Tons</b>	<b>Tons</b>	<b>Tons</b>	<b>Tons</b>					
United Kingdom . . . . .	53	50	100	62	94	12,89,692	10,80,413	22,44,143	11,21,638	13,04,306
Ceylon . . . . .	8	..	..	..	..	1,10,075	2,268	27,803	2,709	884
Straits Settlements (including Labuan) . . . . .	..	..	..	..	..	..	..	800	10,860	..
Mauritius and Dependencies . . . . .	..	1	..	..	..	..	1,554	..	..	..
South Australia . . . . .	..	..	..	..	..	..	..	700	..	..
Victoria . . . . .	..	..	..	..	..	4,718	8,000	250	..	900
New South Wales . . . . .	1	1	..	..	..	5,912	5,000	2,000	1,050	5,000
Australian Commonwealth (Total) . . . . .	1	1	..	..	..	5,912	13,000	2,950	1,050	5,900
New Zealand (including Nauru and Br. Samoa) . . . . .	..	..	..	..	..	..	1,092	..	..	..
Other British Possessions . . . . .	..	..	..	..	..	..	..	..	35	..
<b>TOTAL BRITISH EMPIRE</b>	<b>67</b>	<b>52</b>	<b>100</b>	<b>62</b>	<b>94</b>	<b>14,10,397</b>	<b>10,98,327</b>	<b>22,75,696</b>	<b>11,36,287</b>	<b>13,11,090</b>
Germany . . . . .	1	..	..	..	..	15,400	3,800	11,327	5,750	7,463
Netherlands . . . . .	..	..	..	..	..	896	..	20,007	3,100	2,500
Belgium . . . . .	..	..	..	..	..	..	..	..	5,400	..
France . . . . .	1	2	1	..	4	24,819	71,643	2,500	30	60,409
Italy . . . . .	..	..	..	..	..	..	800	1,000	532	2,27
China (exclusive of Hong-kong and Macao) . . . . .	..	..	..	..	..	..	..	..	..	1,000
Japan . . . . .	..	..	..	..	..	..	8,000	..	..	..
United States of America—Via Atlantic Coast . . . . .	17	87	25	2	..	4,10,663	20,76,301	8,56,459	45,026	11,521
Other Foreign Countries . . . . .	..	..	..	..	..	..	..	650	800	..
<b>TOTAL FOREIGN COUNTRIES</b>	<b>19</b>	<b>89</b>	<b>26</b>	<b>2</b>	<b>4</b>	<b>4,51,733</b>	<b>21,54,544</b>	<b>8,92,003</b>	<b>60,738</b>	<b>65,170</b>
Share of Bengal . . . . .	20	24	16	15	36	4,28,647	6,33,206	6,17,170	3,41,644	6,36,729
" Bombay . . . . .	10	20	10	3	1	1,89,730	2,66,033	1,42,177	41,733	35,768
" Sind . . . . .	7	14	26	12	3	1,62,809	2,62,335	4,65,371	1,81,132	1,43,352
" Madras . . . . .	39	33	74	34	53	10,80,994	20,91,247	19,42,981	6,38,516	5,74,411
<b>TOTAL</b>	<b>76</b>	<b>141</b>	<b>126</b>	<b>64</b>	<b>93</b>	<b>18,62,180</b>	<b>32,52,871</b>	<b>31,67,699</b>	<b>11,97,025</b>	<b>18,98,260</b>



ARTICLES, AND COUNTRIES OF FINAL DESTINATION; ALSO SHARE OF EACH PROVINCE	QUANTITY					VALUE				
	1927-28	1928-29	1929-30	1930-31	1931-32	1927-28	1928-29	1929-30	1930-31	1931-32
<b>Leather—continued</b>										
<i>Skins, tanned or dressed—</i>										
concluded										
TOTAL SKINS, TANNED OR DRESSED—	Tons	Tons	Tons	Tons	Tons	R	R	R	R	R
United Kingdom . . . . .	6,422	5,653	5,552	5,405	4,770	4,30,15,204	3,92,17,567	3,87,30,967	3,22,78,681	2,76,79,351
Aden and Dependencies . . . . .	..	..	..	..	..	1,385	68	362	1,035	50
Bahrain Islands . . . . .	2	..	..	..	..	5,450	..	..	..	..
Ceylon . . . . .	10	10	6	1	4	1,60,921	42,463	61,276	27,017	17,116
Straits Settlements (including Labuan) . . . . .	137	114	109	108	88	6,93,158	5,70,444	5,07,826	4,53,081	3,00,633
Federated Malay States . . . . .	..	..	15	..	..	420	..	69,394	..	..
Hongkong . . . . .	1	..	..	..	..	4,500	..	..	..	..
Zanzibar and Pemba . . . . .	1	..	..	..	..	2,038	4,300	1,714	1,417	2,585
Kenya Colony . . . . .	4	4	3	1	1	18,095	23,550	16,445	11,074	6,522
Tanganyika Territory . . . . .	..	..	..	..	..	585	1,733	1,265	300	185
Mauritius and Dependencies . . . . .	..	1	..	..	..	2,371	6,776	7,248	2,604	1,160
South Australia . . . . .	..	..	..	..	..	..	..	700	..	..
Victoria . . . . .	2	..	..	..	..	13,598	15,917	1,705	..	900
New South Wales . . . . .	16	7	6	..	3	1,07,294	45,640	47,116	5,150	12,516
Australian Commonwealth (Total) . . . . .	18	7	6	..	3	1,20,392	61,557	49,521	5,150	13,416
New Zealand (including Nauru and Br. Samoa) . . . . .	..	..	..	..	..	..	1,092	..	..	..
Other British Possessions . . . . .	..	..	..	..	..	651	..	60	..	200
<b>TOTAL BRITISH EMPIRE</b>	<b>6,595</b>	<b>5,789</b>	<b>5,691</b>	<b>5,515</b>	<b>4,866</b>	<b>4,40,26,535</b>	<b>2,99,28,640</b>	<b>3,94,46,078</b>	<b>3,27,80,359</b>	<b>2,80,21,251</b>
Germany . . . . .	13	4	2	6	..	1,29,956	23,863	30,606	42,905	8,782
Netherlands . . . . .	71	47	44	63	40	3,93,435	2,70,059	2,97,162	3,88,888	2,51,500
Belgium . . . . .	..	..	1	..	4	..	..	7,620	8,400	19,384
France . . . . .	1	2	1	1	17	33,676	80,395	3,500	10,670	1,46,527
Italy . . . . .	8	3	4	1	..	41,493	11,902	21,106	13,696	5,277
Persia . . . . .	..	..	..	..	..	545	1,555	340	..	..
Sumatra . . . . .	..	..	..	..	..	2,930	..	..	..	3,279
Java . . . . .	22	44	19	1	..	1,01,709	1,79,205	82,384	3,600	500
Slam . . . . .	1	4	2	1	1	5,587	12,838	13,634	2,700	1,005
China (exclusive of Hongkong and Macao) . . . . .	1	1	3	1	..	5,325	6,200	20,936	4,750	1,000
Japan . . . . .	523	708	617	505	505	28,86,068	36,75,332	31,90,186	29,15,292	25,68,932
United States of America— Via Atlantic Coast . . . . .	246	503	342	96	61	19,21,229	48,85,300	30,43,647	5,87,274	3,41,461
Other Foreign Countries . . . . .	..	..	..	..	..	935	231	..	459	100
<b>TOTAL FOREIGN COUNTRIES</b>	<b>901</b>	<b>1,316</b>	<b>1,040</b>	<b>675</b>	<b>623</b>	<b>55,23,483</b>	<b>91,46,930</b>	<b>67,14,241</b>	<b>39,78,539</b>	<b>33,47,747</b>
Share of Bengal . . . . .	20	25	23	17	37	4,34,657	6,58,939	6,66,673	3,53,979	6,47,320
„ Bombay . . . . .	919	799	768	645	425	50,73,858	51,54,087	52,16,372	35,21,182	21,62,207
„ Sind . . . . .	193	134	132	136	79	10,09,333	10,31,906	11,96,809	7,12,337	4,06,116
„ Madras . . . . .	6,362	6,096	5,749	5,491	4,953	4,30,21,300	4,22,23,233	3,90,54,342	3,21,65,700	2,81,53,355
„ Burma . . . . .	2	1	9	1	..	10,325	7,450	26,118	5,150	..
<b>TOTAL</b>	<b>7,496</b>	<b>7,105</b>	<b>6,731</b>	<b>6,190</b>	<b>5,494</b>	<b>4,95,49,973</b>	<b>4,90,75,620</b>	<b>4,61,60,319</b>	<b>3,67,58,898</b>	<b>3,13,68,698</b>
<b>Total Hides and Skins, tanned or dressed—</b>	<b>Tons</b>	<b>Tons</b>	<b>Tons</b>	<b>Tons</b>	<b>Tons</b>					
United Kingdom . . . . .	21,127	20,163	18,329	16,487	14,763	8,15,39,714	7,35,47,881	6,97,05,774	5,74,25,816	4,85,03,350
Palestine . . . . .	3	3	..	8	5	6,832	9,062	1,263	10,500	9,050
Aden and Dependencies . . . . .	15	13	14	16	17	49,198	41,729	33,095	39,853	27,309
Bahrain Islands . . . . .	2	..	..	..	..	6,336	300	..	..	..
Ceylon . . . . .	10	12	7	1	4	1,75,075	61,408	74,283	31,309	22,407
Straits Settlements (including Labuan) . . . . .	139	115	125	110	90	6,97,593	5,72,759	5,42,053	4,57,434	3,03,035
Federated Malay States . . . . .	..	..	15	..	..	420	..	69,394	..	..
Hongkong . . . . .	103	125	148	47	63	2,58,300	2,88,034	2,78,925	90,350	87,250
Zanzibar and Pemba . . . . .	7	3	6	4	3	21,376	20,619	13,724	21,193	11,002
Kenya Colony . . . . .	63	58	63	29	18	1,55,313	1,43,861	1,54,713	84,715	44,827
Tanganyika Territory . . . . .	7	11	5	2	4	16,713	23,373	13,248	8,925	8,610
Mauritius and Dependencies . . . . .	..	1	1	..	..	2,371	7,576	7,833	2,904	1,485
Canada— Via Atlantic Coast . . . . .	1	30	26	53	..	4,101	68,155	55,370	77,455	..
Newfoundland and Coast of Labrador . . . . .	..	9	..	..	..	..	20,400	..	..	..
South Australia . . . . .	..	..	..	..	..	..	..	700	..	..
Victoria E. . . . .	2	..	..	..	1	13,598	15,917	1,705	..	2,400
New South Wales . . . . .	16	7	6	..	3	1,07,294	45,640	47,116	5,150	12,516

GENERAL EXPORTS

INDIAN MERCHANDISE

( 712 )

No. 14—continued

ARTICLES, AND COUNTRIES OF FINAL DESTINATION: ALSO SHARE OF EACH PROVINCE	QUANTITY					VALUE				
	1927-28	1928-29	1929-30	1930-31	1931-32	1927-28	1928-29	1929-30	1930-31	1931-32
	Tons	Tons	Tons	Tons	Tons	₹	₹	₹	₹	₹
<i>Leather—continued</i>										
<i>Total Hides and Skins, tanned or dressed—continued</i>										
Australian Commonwealth (Total) . . . . .	18	7	6	..	4	1,20,892	61,557	49,621	5,150	14,916
New Zealand (including Nauru and Br. Samoa) . . . . .	..	..	..	..	..	..	1,092	..	..	..
Other British Possessions . . . . .	..	..	..	..	..	100	475	588	850	800
<b>TOTAL BRITISH EMPIRE</b>	<b>21,500</b>	<b>20,545</b>	<b>18,745</b>	<b>16,757</b>	<b>14,076</b>	<b>8,80,484</b>	<b>7,08,68,271</b>	<b>7,00,99,841</b>	<b>5,82,25,959</b>	<b>4,90,83,541</b>
Germany . . . . .	62	5	2	7	..	2,22,829	25,663	31,806	46,505	8,807
Netherlands . . . . .	71	47	44	63	40	8,98,435	2,70,059	2,97,162	3,88,888	2,51,500
Belgium . . . . .	..	6	1	..	4	..	18,574	7,680	8,400	19,384
France . . . . .	1	2	2	1	17	33,676	80,995	5,660	11,270	1,40,527
Italy . . . . .	8	4	4	1	..	41,523	14,452	24,106	13,096	5,277
Turkey, European . . . . .	..	1	..	..	..	..	2,500	..	..	..
Syria . . . . .	2	30	16	18	23	2,300	56,730	42,848	36,800	31,850
Other Native States in Arabia . . . . .	1	..	..	..	..	2,207	745	200	475	100
Iraq . . . . .	8	11	21	20	18	23,372	36,167	45,145	33,890	27,233
Persia . . . . .	4	6	4	2	1	12,095	14,614	12,835	7,518	2,900
Sumatra . . . . .	..	..	..	..	..	2,930	..	..	400	3,279
Java . . . . .	22	46	19	1	..	1,01,709	1,87,405	82,898	3,600	500
Siam . . . . .	1	4	2	1	1	5,587	12,838	14,034	2,700	1,005
China (exclusive of Hongkong and Macao) . . . . .	129	95	185	168	136	2,30,805	2,04,450	3,43,661	2,03,810	1,63,080
Japan . . . . .	585	708	617	505	507	28,91,823	36,75,332	31,91,811	29,15,202	25,71,632
Egypt . . . . .	1	1	1	..	..	2,340	2,000	1,600	817	..
U. S. United States of America—										
Via Atlantic Coast . . . . .	911	1,991	1,329	189	71	37,05,702	36,03,343	54,26,305	8,35,013	3,62,701
Other Foreign Countries . . . . .	..	..	..	..	..	145	300	..	750	110
<b>TOTAL FOREIGN COUNTRIES</b>	<b>1,756</b>	<b>2,957</b>	<b>2,247</b>	<b>976</b>	<b>818</b>	<b>76,72,478</b>	<b>1,32,06,222</b>	<b>95,27,801</b>	<b>45,09,229</b>	<b>36,00,975</b>
Share of Bengal . . . . .	38	36	3	44	71	4,91,472	6,94,164	7,20,830	3,53,236	7,14,284
" Bombay . . . . .	2,523	2,015	1,739	1,107	861	1,08,19,986	97,64,233	88,90,936	55,21,595	36,04,716
" Sind . . . . .	217	232	225	147	91	10,74,966	13,60,238	13,04,412	7,45,747	4,29,136
" Madras . . . . .	20,239	20,948	18,595	16,218	14,655	7,73,43,293	8,07,70,014	6,89,44,457	5,53,41,147	4,76,29,798
" Burma . . . . .	239	221	352	217	206	4,32,105	4,35,839	6,66,957	2,63,413	2,56,532
<b>TOTAL</b>	<b>23,256</b>	<b>23,503</b>	<b>20,992</b>	<b>17,733</b>	<b>15,794</b>	<b>9,07,26,822</b>	<b>9,30,74,493</b>	<b>8,05,27,642</b>	<b>6,27,35,188</b>	<b>5,26,34,516</b>
<i>Unwrought (III. I)—</i>										
United Kingdom . . . . .	626	954	829	1,083	386	3,42,805	3,76,426	2,39,601	4,76,024	2,37,996
Cyprus . . . . .	..	..	2	31	6	..	..	335	8,782	847
Palestine . . . . .	49	22	84	8	..	8,350	2,815	14,040	500	..
Aden and Dependencies . . . . .	13	64	..	6	..	2,550	11,837	..	1,160	60
Ceylon . . . . .	9	14	52	105	79	2,600	3,868	13,618	20,234	21,452
Straits Settlements (including Labuan) . . . . .	13	18	83	49	271	4,564	7,315	9,397	7,034	4,638
Hongkong . . . . .	..	90	60	..	112	..	1,506	596	156	6,000
Natal . . . . .	..	..	1	2	2	..	..	240	470	1,170
Zanzibar and Pemba . . . . .	35	34	33	24	27	4,940	7,595	8,012	4,522	4,008
Kenya Colony . . . . .	152	179	192	75	64	17,805	25,710	24,405	11,421	8,411
Tanganyika Territory . . . . .	27	22	16	11	18	3,765	3,272	3,214	1,400	4,215
Mauritius and Dependencies . . . . .	4	1	2	17	4	950	430	858	5,659	1,080
Seychelles . . . . .	11	5	8	10	1	1,100	700	1,400	1,250	200
Victoria . . . . .	..	..	2	3	..	..	..	8,209	9,375	..
New South Wales . . . . .	..	..	..	1	6	..	..	..	1,200	2,100
Australian Commonwealth (Total) . . . . .	..	..	2	4	6	..	..	3,209	10,575	2,100
New Zealand (including Nauru and Br. Samoa) . . . . .	..	..	8	20	..	..	210	964	18,041	..
Other British Possessions . . . . .	1	1	15	6	5	400	767	2,271	1,070	765
<b>TOTAL BRITISH EMPIRE</b>	<b>940</b>	<b>1,410</b>	<b>1,337</b>	<b>1,451</b>	<b>737</b>	<b>3,89,829</b>	<b>4,42,471</b>	<b>3,26,090</b>	<b>5,68,298</b>	<b>2,92,982</b>

No. 14—continued

ARTICLES, AND COUNTRIES OF FINAL DESTINATION; ALSO SHARE OF EACH PROVINCE	QUANTITY					VALUE				
	1927-28	1928-29	1929-30	1930-31	1931-32	1927-28	1928-29	1929-30	1930-31	1931-32
	Cwts.	Cwts.	Cwts.	Cwts.	Cwts.	R	R	R	R	R
<b>Leather—continued</b>										
<i>Unwrought (III. I)— continued</i>										
Russia—										
Southern Russia . . . . .	14	..	..	..	..	8,000	..	..	..	..
Germany . . . . .	8	80	..	..	10	18,000	180	40	..	9,000
Netherlands . . . . .	18	..	..	..	..	4,580	..	..	..	..
Italy . . . . .	47	..	5	208	..	4,125	..	1,858	1,155	..
Hungary . . . . .	..	..	11	..	..	..	..	3,765	..	..
Greece . . . . .	..	2	1	2	..	..	935	375	1,010	..
Turkey, Asiatic . . . . .	..	..	1	8	..	..	..	480	1,200	..
Syria . . . . .	412	..	100	75	49	69,500	..	18,682	5,430	2,593
Native States in Arabia other than Maskat Terr- itory and Trucial Oman	..	1	8	3	4	..	80	1,160	500	660
Iraq . . . . .	1,408	1,686	1,738	1,451	1,656	2,45,296	3,03,427	2,65,416	1,74,665	2,04,554
Persia . . . . .	188	269	307	77	47	27,710	42,218	51,659	13,627	9,094
Java . . . . .	837	1,070	816	708	231	1,87,496	2,38,466	1,83,145	1,64,197	50,435
Siam . . . . .	1	6	7	1	18	480	1,370	2,348	445	2,148
Afghanistan . . . . .	..	..	..	10	..	..	..	..	1,000	..
Japan . . . . .	..	4	9	..	1	..	671	3,128	..	20
Egypt . . . . .	40	..	1	48	..	4,700	..	320	6,175	..
French Somaliland . . . . .	..	..	..	5	4	..	..	..	1,321	1,052
United States of America— Via Atlantic Coast . . . . .	6	154	8	..	..	23,792	84,413	11,603	..	..
Other Foreign Countries . . . . .	10	6	15	11	6	697	800	2,559	1,710	989
<b>TOTAL FOREIGN COUNTRIES</b>	<b>2,074</b>	<b>3,228</b>	<b>3,017</b>	<b>2,597</b>	<b>2,026</b>	<b>5,89,326</b>	<b>6,72,555</b>	<b>5,40,987</b>	<b>3,72,435</b>	<b>2,80,540</b>
<i>Share of Bengal</i>	<i>310</i>	<i>362</i>	<i>640</i>	<i>1,021</i>	<i>150</i>	<i>64,748</i>	<i>66,855</i>	<i>1,00,322</i>	<i>1,41,556</i>	<i>21,017</i>
" <i>Bombay</i>	<i>2,410</i>	<i>2,362</i>	<i>2,454</i>	<i>1,766</i>	<i>1,825</i>	<i>3,01,629</i>	<i>4,23,337</i>	<i>1,73,167</i>	<i>2,15,672</i>	<i>2,26,483</i>
" <i>Sind</i>	<i>20</i>	<i>157</i>	<i>129</i>	<i>24</i>	<i>83</i>	<i>2,605</i>	<i>18,181</i>	<i>19,100</i>	<i>2,774</i>	<i>7,931</i>
" <i>Madras</i>	<i>1,174</i>	<i>1,757</i>	<i>1,131</i>	<i>1,235</i>	<i>610</i>	<i>5,20,173</i>	<i>6,06,653</i>	<i>3,75,218</i>	<i>5,80,681</i>	<i>3,16,970</i>
" <i>Burma</i>	<i>..</i>	<i>..</i>	<i>..</i>	<i>2</i>	<i>95</i>	<i>..</i>	<i>..</i>	<i>..</i>	<i>50</i>	<i>1,140</i>
<b>TOTAL</b>	<b>3,014</b>	<b>4,638</b>	<b>4,854</b>	<b>4,048</b>	<b>2,763</b>	<b>9,79,155</b>	<b>11,15,026</b>	<b>8,67,947</b>	<b>9,40,733</b>	<b>5,73,541</b>
<i>Manufactures (excluding boots and shoes)—</i>										
<i>Bags, trunks and travelling requisites (III. I)—</i>										
United Kingdom . . . . .	—	—	—	—	—	667	1,710	1,042	1,708	2,845
Aden and Dependencies . . . . .	—	—	—	—	—	1,322	1,045	1,265	3,127	1,405
Ceylon . . . . .	—	—	—	—	—	7,650	8,020	14,240	2,350	12,701
Natal . . . . .	—	—	—	—	—	1,650	3,650	7,500	1,200	538
Zanzibar and Pemba . . . . .	—	—	—	—	—	750	1,320	1,125	500	560
Kenya Colony . . . . .	—	—	—	—	—	10,142	16,690	13,706	19,726	15,790
Tanganyika Territory . . . . .	—	—	—	—	—	2,650	1,750	6,475	3,100	1,600
Other British Possessions . . . . .	—	—	—	—	—	205	1,199	1,437	1,900	1,325
<b>TOTAL BRITISH EMPIRE</b>	<b>—</b>	<b>—</b>	<b>—</b>	<b>—</b>	<b>—</b>	<b>25,066</b>	<b>35,384</b>	<b>46,840</b>	<b>33,611</b>	<b>36,764</b>
Iraq . . . . .	—	—	—	—	—	13,067	13,993	6,720	9,187	5,469
Native States in Arabia other than Maskat Terr- itory and Trucial Oman . . . . .	—	—	—	—	—	1,500	750	200	..	250
Persia . . . . .	—	—	—	—	—	1,010	3,280	4,261	1,100	400
Indo-China (including Cochin China, etc.) . . . . .	—	—	—	—	—	1,000	..	..	..	..
Egypt . . . . .	—	—	—	—	—	115	..	1,350	1,025	400
Portuguese East Africa . . . . .	—	—	—	—	—	3,983	3,425	18,939	11,685	18,535
Other Foreign Countries . . . . .	—	—	—	—	—	2,480	1,285	1,565	920	1,040
<b>TOTAL FOREIGN COUNTRIES</b>	<b>—</b>	<b>—</b>	<b>—</b>	<b>—</b>	<b>—</b>	<b>28,155</b>	<b>24,782</b>	<b>33,088</b>	<b>23,897</b>	<b>26,094</b>

GENERAL EXPORTS

INDIAN MERCHANDISE

( 714 )

No. 14—continued

ARTICLES, AND COUNTRIES OF FINAL DESTINATION; ALSO SHARE OF EACH PROVINCE	QUANTITY					VALUE				
	1927-28	1928-29	1929-30	1930-31	1931-32	1927-28	1928-29	1929-30	1930-31	1931-32
<b>Leather—continued</b>						R	R	R	R	R
<i>Manufactures (excluding boots and shoes)—continued</i>										
Bags, trunks and travelling requisites—continued						50	300	48	..	738
Share of Bengal . . . . .	—	—	—	—	—	47,077	57,837	78,111	62,210	61,983
„ Bombay . . . . .	—	—	—	—	—	100	..	20	..	..
„ Sind . . . . .	—	—	—	—	—	594	1,979	589	172	88
„ Madras . . . . .	—	—	—	—	—	400	..	1,110	128	50
„ Burma . . . . .	—	—	—	—	—	49,221	60,116	79,878	62,508	62,858
<b>TOTAL</b>	—	—	—	—	—	—	—	—	—	—
<b>Leather bolting (III. I)—</b>	Cwts.	Cwts.	Cwts.	Cwts.	Cwts.					
United Kingdom . . . . .	..	..	12	..	..	..	..	1,800	..	..
Aden and Dependencies . . . . .	3	5	5	4	8	580	850	900	1,050	1,092
Kenya Colony . . . . .	2	3	6	6	..	200	300	885	2,000	..
Other British Possessions . . . . .	..	2	4	1	..	..	400	653	75	..
<b>TOTAL BRITISH EMPIRE</b>	5	10	27	11	8	780	1,050	3,738	3,125	1,092
Siam . . . . .	..	..	..	42	..	..	..	350	11,400	..
Other Foreign Countries . . . . .	..	4	3	1	..	50	200	..	175	..
<b>TOTAL FOREIGN COUNTRIES</b>	..	4	3	43	..	50	200	350	11,575	..
<i>Share of Bengal</i>	..	..	10	42	..	..	..	1,000	11,400	..
„ Bombay . . . . .	4	14	20	18	8	550	1,250	3,035	3,300	1,092
„ Madras . . . . .	1	..	..	..	..	280	..	3	..	..
<b>TOTAL</b>	5	14	30	54	8	830	1,250	4,038	14,700	1,092
<b>Saddlery and harness (III. I)—</b>										
United Kingdom . . . . .	—	—	—	—	—	930	2,535	762	220	70
Aden and Dependencies	—	—	—	—	—	825	..	..	60	1,200
Straits Settlements (including Labuan)	—	—	—	—	—	1,074	..	..	42	..
Natal . . . . .	—	—	—	—	—	1,401	249	360	4,427	60
Other British Possessions . . . . .	—	—	—	—	—	..	..	..	200	450
<b>TOTAL BRITISH EMPIRE</b>	—	—	—	—	—	4,230	2,834	1,112	5,489	1,780
Iraq . . . . .	—	—	—	—	—	4,030	18,841	1,525	1,825	1,623
Persia . . . . .	—	—	—	—	—	156	850	2,750	140	1,32,545
Siam . . . . .	—	—	—	—	—	660	1,280	1,623	30,806	150
China (exclusive of Hongkong and Macao)	—	—	—	—	—	2,010	..	..	..	375
Portuguese East Africa . . . . .	—	—	—	—	—	25	3,065	1,142	225	400
Other Foreign Countries . . . . .	—	—	—	—	—	180	152	50	..	75
<b>TOTAL FOREIGN COUNTRIES</b>	—	—	—	—	—	7,961	24,188	6,895	32,996	1,36,173
<i>Share of Bengal</i>	—	—	—	—	—	4,259	..	158	29,581	300
„ Bombay . . . . .	—	—	—	—	—	7,766	26,471	6,649	3,362	1,36,448
„ Sind . . . . .	—	—	—	—	—	35	..	750	..	..
„ Madras . . . . .	—	—	—	—	—	..	551	300	..	..
„ Burma . . . . .	—	—	—	—	—	131	..	150	42	205
<b>TOTAL</b>	—	—	—	—	—	12,191	27,023	8,007	38,465	1,36,953
<b>Other sorts (III. I)—</b>										
United Kingdom . . . . .	—	—	—	—	—	1,279	3,143	1,942	3,055	2,400
Aden and Dependencies . . . . .	—	—	—	—	—	1,505	550	645	823	880
Bahrain Islands . . . . .	—	—	—	—	—	..	450	1,100	450	1,100
Ceylon . . . . .	—	—	—	—	—	56,568	39,735	42,250	44,111	37,211
Straits Settlements (including Labuan)	—	—	—	—	—	5,227	10,292	6,295	4,485	3,136
Federated Malay States . . . . .	—	—	—	—	—	116	1,925	950	286	..
Hongkong . . . . .	—	—	—	—	—	10,554	23,625	13,620	890	8,017
Natal . . . . .	—	—	—	—	—	6,850	..	4,500	370	50
Zanzibar and Pemba . . . . .	—	—	—	—	—	1,710	2,550	7,900	425	1,275
Kenya Colony . . . . .	—	—	—	—	—	17,725	13,310	15,130	11,085	8,775
Mauritius and Dependencies	—	—	—	—	—	3,864	1,250	3,953	1,150	1,457
Tanzania Territory . . . . .	—	—	—	—	—	6,300	7,175	6,125	2,275	1,950
Canada—	—	—	—	—	—	..	70	..	2,107	..
Via Atlantic Coast . . . . .	—	—	—	—	—	..	420	..	..	..
South Australia (including Northern Territory)	—	—	—	—	—	..	..	..	..	..
New South Wales . . . . .	—	—	—	—	—	1,550	..	..	..	..
Australian Commonwealth (Total)	—	—	—	—	—	1,550	420	..	..	..
Other British Possessions . . . . .	—	—	—	—	—	825	417	1,370	..	680
<b>TOTAL BRITISH EMPIRE</b>	—	—	—	—	—	1,13,573	1,04,912	1,05,815	72,423	66,921

No. 14—continued

ARTICLES, AND COUNTRIES OF FINAL DESTINATION; ALSO SHALE OF EACH PROVINCE	QUANTITY					VALUE				
	1927-28	1928-29	1929-30	1930-31	1931-32	1927-28	1928-29	1929-30	1930-31	1931-32
						₹	₹	₹	₹	₹
<b>Leather—continued</b> <i>Manufactures (excluding boots and shoes)—continued</i> <i>Other sorts—continued</i>										
Germany . . . . .	—	—	—	—	—	2,800	9,345	180	—	2,500
Netherlands . . . . .	—	—	—	—	—	200	..	..	..	1,900
Belgium . . . . .	—	—	—	—	—	..	..	..	..	1,220
Native States in Arabia other than Maskat Territory and Trucial Oman . . . . .	—	—	—	—	—	2,000	4,100	3,050	1,405	100
Iraq . . . . .	—	—	—	—	—	19,727	12,861	6,650	7,155	5,188
Persia . . . . .	—	—	—	—	—	1,690	2,900	5,130	2,036	500
Siam . . . . .	—	—	—	—	—	1,825	4,927	6,976	22,100	26,902
China (exclusive of Hongkong and Macao) . . . . .	—	—	—	—	—	..	210	210	2,750	..
Japan . . . . .	—	—	—	—	—	4,500	2,500	..	..	..
Portuguese East Africa . . . . .	—	—	—	—	—	20,785	9,525	7,400	3,950	3,500
United States of America— <i>Via Atlantic Coast</i> . . . . .	—	—	—	—	—	176	2,017	..	4,165	1,230
<i>" Pacific "</i> . . . . .	—	—	—	—	—	..	..	150	2,200	..
Other Foreign Countries . . . . .	—	—	—	—	—	1,204	1,014	955	1,320	725
<b>TOTAL FOREIGN COUNTRIES</b> . . . . .	—	—	—	—	—	54,908	48,809	30,701	47,171	43,815
<i>Share of Bengal</i> . . . . .	—	—	—	—	—	17,351	22,396	15,171	39,219	33,325
<i>" Bombay</i> . . . . .	—	—	—	—	—	1,42,634	1,23,374	1,10,513	74,821	69,556
<i>" Sind</i> . . . . .	—	—	—	—	—	560	70	30	1,120	775
<i>" Madras</i> . . . . .	—	—	—	—	—	7,279	6,781	10,802	4,427	7,005
<i>" Burma</i> . . . . .	—	—	—	—	—	657	1,190	..	7	75
<b>TOTAL</b> . . . . .	—	—	—	—	—	1,68,481	1,58,811	1,86,516	1,19,594	110,736
<b>Total Value of Leather—</b>										
United Kingdom . . . . .	—	—	—	—	—	8,18,85,395	7,89,31,745	6,99,50,421	5,79,06,823	4,87,40,721
Cyprus . . . . .	—	—	—	—	—	..	..	835	2,782	847
Palestine . . . . .	—	—	—	—	—	15,182	11,877	15,703	11,000	9,050
Aden and Dependencies . . . . .	—	—	—	—	—	55,980	55,511	35,905	46,613	31,896
Bahrain Islands . . . . .	—	—	—	—	—	6,336	1,517	2,225	1,070	1,225
Ceylon . . . . .	—	—	—	—	—	2,42,423	1,18,300	1,45,050	98,204	93,971
Straits Settlements (including Labuan) . . . . .	—	—	—	—	—	7,08,528	5,91,038	5,58,540	4,68,998	3,10,859
Federated Malay States . . . . .	—	—	—	—	—	840	2,099	70,344	761	..
Hongkong . . . . .	—	—	—	—	—	2,69,034	3,13,155	2,93,201	61,446	1,01,267
Natal . . . . .	—	—	—	—	—	8,500	8,650	12,315	6,467	1,818
Zanzibar and Pemba . . . . .	—	—	—	—	—	28,776	32,084	30,761	26,845	16,841
Kenya Colony . . . . .	—	—	—	—	—	2,01,310	1,99,871	2,08,835	1,29,847	77,801
Tanganyika Territory . . . . .	—	—	—	—	—	29,433	35,970	29,412	20,775	16,625
Mauritius and Dependencies . . . . .	—	—	—	—	—	7,185	9,256	12,704	10,013	4,421
Seychelles . . . . .	—	—	—	—	—	1,200	1,175	2,085	1,700	601
Canada— <i>Via Atlantic Coast</i> . . . . .	—	—	—	—	—	4,101	69,225	55,370	79,622	..
Newfoundland and Coast of Labrador . . . . .	—	—	—	—	—	..	20,400	..	..	..
South Australia (including Northern Territory) . . . . .	—	—	—	—	—	..	420	850	..	..
Victoria . . . . .	—	—	—	—	—	13,598	15,917	9,905	9,375	2,400
New South Wales . . . . .	—	—	—	—	—	1,08,949	45,640	47,116	6,350	14,616
<i>Australian Commonwealth (Total)</i> . . . . .	—	—	—	—	—	1,22,547	61,977	57,871	15,725	17,016
New Zealand (including Nauru and Br. Samoa) . . . . .	—	—	—	—	—	40	1,604	1,339	19,041	25
Other British Possessions . . . . .	—	—	—	—	—	1,011	480	1,800	1,375	2,100
<b>TOTAL BRITISH EMPIRE</b> . . . . .	—	—	—	—	—	8,35,87,822	8,04,54,922	7,14,84,306	5,89,13,905	4,94,83,090
Russia . . . . .	—	—	—	—	—	8,000	..	..	..	..
Germany . . . . .	—	—	—	—	—	2,38,679	35,183	32,026	46,505	20,307
Netherlands . . . . .	—	—	—	—	—	3,98,165	2,70,059	2,97,212	8,88,883	2,53,400
Belgium . . . . .	—	—	—	—	—	..	18,574	7,080	8,400	20,604
France . . . . .	—	—	—	—	—	33,376	81,219	6,150	11,270	1,46,752
Italy . . . . .	—	—	—	—	—	45,648	14,552	26,070	15,301	5,277
Hungary . . . . .	—	—	—	—	—	..	..	3,765	..	..
Greece . . . . .	—	—	—	—	—	..	985	375	1,010	..
Turkey, European . . . . .	—	—	—	—	—	697	2,500	685	..	..
Turkey, Asiatic . . . . .	—	—	—	—	—	..	..	480	1,200	..
Syria . . . . .	—	—	—	—	—	72,100	56,730	57,890	42,280	34,443

GENERAL EXPORTS

INDIAN MERCHANDISE

( 716 )

No. 14—continued

ARTICLES, AND COUNTRIES OF FINAL DESTINATION; ALSO SHARE OF EACH PROVINCE	QUANTITY					VALUE				
	1927-28	1928-29	1929-30	1930-31	1931-32	1927-28	1928-29	1929-30	1930-31	1931-32
						₹	₹	₹	₹	₹
<b>Leather—continued</b>										
<i>Total Value of Leather—continued</i>										
Native States in Arabia other than Maskat Territory and Trucial Oman	—	—	—	—	—	5,707	5,875	4,810	2,780	1,110
Iraq	—	—	—	—	—	3,06,392	3,84,783	3,25,265	2,26,722	2,44,076
Persia	—	—	—	—	—	42,711	63,357	76,785	24,596	1,45,439
Afghanistan	—	—	—	—	—	..	..	..	1,450	..
Sumatra	—	—	—	—	—	3,110	..	..	400	3,279
Java	—	—	—	—	—	2,90,105	4,26,111	2,66,043	1,67,797	50,935
Slam	—	—	—	—	—	8,953	20,465	25,071	67,541	30,205
Indo-China (including Cochin China, Cambodia, Annam, Tonkin and French leased territories in China)	—	—	—	—	—	1,145	..	..	..	100
China (exclusive of Hongkong and Macao)	—	—	—	—	—	2,32,815	2,04,835	3,44,305	2,06,060	1,68,455
Japan	—	—	—	—	—	23,96,823	36,78,503	31,94,030	29,15,202	25,71,702
Egypt	—	—	—	—	—	7,155	2,000	3,270	8,767	400
Portuguese East Africa	—	—	—	—	—	24,793	18,440	27,475	16,160	22,435
French Somaliland	—	—	—	—	—	..	800	515	1,321	1,917
United States of America— Via Atlantic Coast	—	—	—	—	—	37,29,770	36,89,865	54,38,028	8,39,178	3,04,146
" Pacific "	—	—	—	—	—	..	..	150	2,200	..
Other Foreign Countries	—	—	—	—	—	1,234	1,500	1,615	2,330	1,624
<b>TOTAL FOREIGN COUNTRIES</b>	—	—	—	—	—	83,47,878	1,39,76,796	1,01,39,772	40,97,303	40,86,606
<i>Share of Bengal</i>	—	—	—	—	—	5,77,330	7,32,715	3,37,779	5,50,043	7,69,664
" Bombay	—	—	—	—	—	1,14,09,642	1,03,36,507	94,62,401	53,86,460	41,00,283
" Sind	—	—	—	—	—	19,78,256	13,78,489	13,24,312	7,49,641	4,37,892
" Madras	—	—	—	—	—	7,33,73,619	8,13,35,978	6,93,31,369	5,64,26,427	4,79,53,355
" Burma	—	—	—	—	—	4,93,293	4,97,029	6,63,217	2,63,633	2,58,002
<b>TOTAL</b>	—	—	—	—	—	9,19,35,700	9,44,31,718	8,16,24,078	6,39,11,203	5,85,19,696
<b>Liquors—</b>										
<i>Spirit (I. D)—</i>										
Total British Empire	850	276	603	187	1,420	539	714	1,183	539	1,934
Japan	832	..	..	..	..	2,161	..	..	..	..
Other Foreign Countries	..	131	..	178	264	..	163	..	323	390
<b>TOTAL FOREIGN COUNTRIES</b>	832	131	..	178	264	2,161	163	..	323	390
<i>Share of Bengal</i>	350	1	375	51	1,219	539	19	328	141	1,612
" Bombay	832	181	..	178	264	2,161	263	..	323	390
" Madras	..	245	228	136	300	..	595	310	398	235
" Burma	..	..	..	..	1	..	..	..	..	37
<b>TOTAL</b>	1,182	407	603	365	1,684	2,700	377	1,138	867	2,330
<i>Other sorts of Liquors (I. D)—</i>										
<b>TOTAL BRITISH EMPIRE</b>	223	5	64	6	..	635	200	293	20	..
<b>TOTAL FOREIGN COUNTRIES</b>	..	..	5	..	3	..	..	20	..	40
<i>Share of Bengal</i>	..	..	62	..	..	..	..	257	..	..
" Bombay	..	..	5	..	3	..	..	20	..	40
" Madras	223	5	2	6	..	635	200	41	20	..
<b>TOTAL</b>	223	5	69	6	3	635	200	318	20	40
<b>TOTAL LIQUORS</b>	1,410	412	672	371	1,687	3,335	1,077	1,456	887	2,370
<b>Machinery and Mill-work of all kinds (III. J)—</b>										
United Kingdom	—	—	—	—	—	9,203	18,186	11,457	5,263	16,195
Maldives	—	—	—	—	—	..	..	162	1,280	..
Ceylon	—	—	—	—	—	20,648	5,242	13,417	7,127	5,074
Straits Settlements (including Labuan)	—	—	—	—	—	14,016	5,127	3,579	2,700	1,775

No. 14—continued

ARTICLES, AND COUNTRIES OF FINAL DESTINATION; ALSO SHARE OF EACH PROVINCE	QUANTITY					VALUE				
	1927-28	1928-29	1929-30	1930-31	1931-32	1927-28	1928-29	1929-30	1930-31	1931-32
<b>Machinery and Millwork of all kinds (III. J)—continued</b>						R	R	R	R	R
Federated Malay States . . . . .	—	—	—	—	—	1,560	..	250	675	685
Hongkong . . . . .	—	—	—	—	—	234	18,769	..	..	..
Natal . . . . .	—	—	—	—	—	1,000	183	..	950	..
Kenya Colony . . . . .	—	—	—	—	—	720	3,265	4,112	4,240	600
Tanganyika Territory . . . . .	—	—	—	—	—	950	610	1,140	585	1,200
Other British Possessions . . . . .	—	—	—	—	—	1,097	2,350	820	700	1,872
<b>TOTAL BRITISH EMPIRE</b>	—	—	—	—	—	50,373	48,682	34,937	23,320	27,355
Denmark . . . . .	..	..	—	..	..	..	..	2,000	500	..
Germany . . . . .	—	—	—	—	—	..	244	..	3,564	951
Netherlands . . . . .	—	—	—	—	—	1,300	..	935	..	..
Belgium . . . . .	—	—	—	—	—	..	660	..	1,400	..
Iraq . . . . .	—	—	—	—	—	960	818	3,850	1,600	2,341
Persia . . . . .	—	—	—	—	—	400	220	..	339	1,091
Java . . . . .	—	—	—	—	—	..	1,940	6,097	1,750	..
China (exclusive of Hong- kong and Macao) . . . . .	—	—	—	—	—	6,467	..	967	835	411
Japan . . . . .	—	—	—	—	—	2,500	4,225	2,000	2,584	..
Portuguese East Africa . . . . .	—	—	—	—	—	..	2,217	..	195	5
Argentine Republic (includ- ing the Atlantic Coast of Patagonia) . . . . .	—	—	—	—	—	..	4,850	..	..	..
Other Foreign Countries . . . . .	—	—	—	—	—	80	1,825	1,135	1,270	28
<b>TOTAL FOREIGN COUNTRIES</b>	—	—	—	—	—	11,607	17,419	16,984	19,037	5,141
Share of Bengal . . . . .	—	—	—	—	—	26,817	33,800	27,270	27,772	17,751
.. Bombay . . . . .	—	—	—	—	—	18,137	23,713	9,177	7,315	10,321
.. Madras . . . . .	—	—	—	—	—	14,346	8,443	12,754	6,820	4,411
.. Burma . . . . .	—	—	—	—	—	12,630	145	2,720	450	..
<b>TOTAL</b>	—	—	—	—	—	61,980	66,101	51,921	42,357	32,500

GENERAL EXPORTS

( 718 )

INDIAN MERCHANDISE

No. 14—continued

ARTICLES, AND COUNTRIES OF FINAL DESTINATION; ALSO SHARE OF EACH PROVINCE	QUANTITY					VALUE				
	1927-28	1928-29	1929-30	1930-31	1931-32	1927-28	1928-29	1929-30	1930-31	1931-32
	Tons	Tons	Tons	Tons	Tons	R	R	R	R	R
<b>Manures—continued</b>										
<i>Bones for manurial purposes (II. B)—</i>										
United Kingdom . . . . .	..	..	..	..	71	100	..	..	..	6,183
Ceylon . . . . .	97	117	50	..	842	5,592	9,825	3,498	..	64,871
Hongkong . . . . .	24	61	20	22	22	8,129	4,694	2,640	2,675	2,745
Other British Possessions . . . . .	..	5	..	..	..	..	315	..	..	..
<b>TOTAL BRITISH EMPIRE</b>	<b>121</b>	<b>183</b>	<b>70</b>	<b>22</b>	<b>935</b>	<b>8,821</b>	<b>14,834</b>	<b>6,188</b>	<b>2,675</b>	<b>73,799</b>
Germany . . . . .	..	..	..	..	280	..	..	..	..	26,549
Belgium . . . . .	1	..	48	..	2,209	100	..	6,020	..	2,52,335
France . . . . .	..	..	..	..	1,211	..	..	..	..	1,89,895
Japan . . . . .	..	..	..	..	50	..	..	..	..	2,550
<b>TOTAL FOREIGN COUNTRIES</b>	<b>1</b>	<b>..</b>	<b>48</b>	<b>..</b>	<b>3,750</b>	<b>100</b>	<b>..</b>	<b>6,020</b>	<b>..</b>	<b>4,20,829</b>
<i>Share of Bombay</i>	..	6	48	..	1,763	..	300	6,020	..	1,84,070
<i>Madras</i>	29	35	..	..	2,782	3,047	3,510	..	..	3,02,542
<i>Burma</i>	93	93	70	22	140	6,874	6,024	6,133	2,675	8,016
<b>TOTAL</b>	<b>122</b>	<b>183</b>	<b>118</b>	<b>22</b>	<b>4,685</b>	<b>8,921</b>	<b>14,834</b>	<b>12,153</b>	<b>2,675</b>	<b>4,94,628</b>
<i>Bonemeal (II. B) —</i>										
1 United Kingdom . . . . .	3,569	2,133	3,894	4,065	4,547	3,33,053	1,74,713	2,92,297	2,96,288	2,17,027
2 Ceylon . . . . .	11,640	9,065	10,963	12,833	10,051	10,80,497	8,75,723	9,60,293	10,44,641	5,28,631
3 Straits Settlements (including Labuan) . . . . .	20	5	577	35	134	1,980	565	57,686	2,500	9,536
4 Federated Malay States . . . . .	..	..	..	30	..	..	..	..	3,025	..
5 Hongkong . . . . .	186	67	150	63	64	19,243	7,131	14,366	5,170	3,135
6 Cape of Good Hope . . . . .	..	..	..	20	..	..	..	..	1,999	..
7 New Zealand (including Nauru and Br. Samoa) . . . . .	700	554	1,250	770	160	77,000	61,230	1,37,500	64,700	9,600
8 Other British Possessions . . . . .	2	..	10	..	..	230	..	392	..	..
<b>9 TOTAL BRITISH EMPIRE</b>	<b>16,117</b>	<b>11,824</b>	<b>16,844</b>	<b>17,821</b>	<b>14,956</b>	<b>15,12,053</b>	<b>11,19,362</b>	<b>14,03,039</b>	<b>14,38,323</b>	<b>7,07,929</b>
Norway . . . . .	..	..	65	..	..	..	..	6,503	..	..
Germany . . . . .	2,073	1,010	961	665	603	2,06,991	1,02,795	1,01,591	1,00,396	52,763
Netherlands . . . . .	210	320	99	10	20	9,212	32,270	10,938	1,150	2,000
Belgium . . . . .	559	149	1,335	1,427	620	62,445	16,235	1,66,105	1,91,216	42,120
France . . . . .	99	99	812	392	290	11,760	7,920	90,773	60,300	34,529
Spain . . . . .	..	..	24	..	..	..	..	3,480	..	..
Italy . . . . .	..	..	10	65	..	..	..	1,800	3,972	..
Sumatra . . . . .	12	35	..	..	21	1,320	4,475	..	..	1,630
Philippine Islands and Guam . . . . .	..	..	..	28	..	..	..	..	2,005	..
Japan . . . . .	6,937	10,178	3,459	3,989	8,038	6,42,379	10,08,838	2,76,630	3,37,094	4,42,356
United States of America—										
<i>Via Atlantic Coast</i>	10,112	4,292	4,864	7,125	7,681	7,47,792	3,24,186	4,17,442	5,18,217	4,39,006
<i>" Pacific "</i>	1,200	3,370	6,133	2,468	..	1,20,084	3,68,717	5,88,235	2,12,028	..
Hawaii . . . . .	2,000	2,394	1,582	3,724	864	2,00,000	2,32,524	1,53,214	2,76,167	43,204
Other Foreign Countries . . . . .	..	..	..	7	..	..	..	..	635	..
<b>TOTAL FOREIGN COUNTRIES</b>	<b>23,202</b>	<b>22,347</b>	<b>19,344</b>	<b>20,140</b>	<b>18,187</b>	<b>20,01,953</b>	<b>21,19,010</b>	<b>18,18,751</b>	<b>17,08,800</b>	<b>10,58,258</b>
<i>Share of Bengal</i>	14,771	16,649	19,132	23,026	18,432	14,90,066	16,95,053	18,35,479	19,38,670	10,63,221
<i>Bombay</i>	5,155	3,686	1,700	364	1,460	5,38,521	4,07,621	2,01,010	42,820	1,14,600
<i>Sind</i>	16,490	12,173	11,004	10,937	11,066	11,43,553	8,94,079	7,61,377	6,79,315	4,70,357
<i>Madras</i>	2,222	1,259	3,342	3,424	1,750	2,26,541	1,29,562	3,97,947	4,20,313	1,56,935
<i>Burma</i>	681	404	900	150	385	65,320	1,11,552	35,480	10,000	20,574
<b>TOTAL</b>	<b>39,319</b>	<b>34,171</b>	<b>36,138</b>	<b>37,961</b>	<b>33,093</b>	<b>35,14,006</b>	<b>32,38,372</b>	<b>32,81,790</b>	<b>31,42,123</b>	<b>18,26,187</b>
<i>Fetal Bones*—</i>										
1 United Kingdom . . . . .	3,901	2,679	4,154	4,035	4,618	3,36,750	2,44,658	3,24,509	2,96,324	2,28,210
2 Ceylon . . . . .	14,314	12,351	13,400	14,463	10,393	13,45,293	12,04,935	12,09,736	12,06,266	5,93,502
3 Straits Settlements (including Labuan) . . . . .	20	5	577	35	134	1,980	580	57,686	2,500	9,536
4 Federated Malay States . . . . .	..	..	..	30	..	..	..	..	3,025	..
5 Hongkong . . . . .	223	123	170	87	86	23,402	11,825	17,006	3,109	5,830
6 Cape of Good Hope . . . . .	..	..	..	20	..	..	..	..	1,999	..
7 New Zealand (including Nauru and Br. Samoa) . . . . .	700	554	1,250	770	160	77,000	61,230	1,37,500	64,700	9,600
8 Other British Possessions . . . . .	2	6	13	..	..	230	365	1,133	..	..
<b>9 TOTAL BRITISH EMPIRE</b>	<b>19,250</b>	<b>15,723</b>	<b>19,564</b>	<b>19,470</b>	<b>15,891</b>	<b>18,34,711</b>	<b>15,23,593</b>	<b>17,47,625</b>	<b>16,02,923</b>	<b>8,41,723</b>

\* Figures prior to 1931-32 represent bones crushed, uncrushed and bonemeal. Crushed bones are separately shown as "Bones for manufacturing purposes" from 1931-32.



No. 14—continued

ARTICLES, AND COUNTRIES OF FINAL DESTINATION; ALSO SHARE OF EACH PROVINCE	QUANTITY					VALUE				
	1927-28	1928-29	1929-30	1930-31	1931-32	1927-28	1928-29	1929-30	1930-31	1931-32
	Tons	Tons	Tons	Tons	Tons	R	R	R	R	R
<b>Manures—continued</b>										
<i>Total Bones*—continued</i>										
Norway . . . . .	..	..	66	..	..	..	..	6,508	..	..
Germany . . . . .	5,798	6,818	8,436	4,646	883	5,98,397	6,62,818	8,65,838	5,00,088	79,312
Netherlands . . . . .	951	766	324	75	20	1,00,829	91,831	35,722	7,509	2,000
Belgium . . . . .	42,869	41,801	53,561	54,778	2,829	45,24,004	42,27,753	54,02,125	58,63,436	2,04,455
France . . . . .	9,534	9,890	11,008	8,810	1,501	9,93,362	9,75,969	11,76,847	9,39,120	1,73,924
Spain . . . . .	10	50	217	..	..	1,060	5,330	23,437	..	..
Italy . . . . .	..	..	10	65	..	..	..	1,800	8,972	..
Sumatra . . . . .	12	35	..	..	21	1,320	4,475	..	..	1,680
Philippine Islands and Guam	..	..	..	28	..	..	..	..	2,605	..
Japan . . . . .	6,937	10,436	3,912	4,089	8,058	6,42,379	10,23,462	3,07,180	3,43,344	4,44,906
United States of America— Vid Atlantic Coast . . . . .	10,112	4,898	4,809	7,125	7,681	7,47,792	3,40,926	4,22,779	5,18,217	4,39,606
" Pacific " . . . . .	1,200	3,870	6,133	2,408	..	1,20,084	3,88,717	5,33,235	2,12,028	..
Hawaii . . . . .	2,000	2,465	1,582	3,724	864	2,00,000	2,41,811	1,58,214	2,76,187	43,204
Other Foreign Countries . . . . .	3	..	..	7	..	400	..	120	685	..
<b>TOTAL FOREIGN COUNTRIES</b>	<b>78,946</b>	<b>79,024</b>	<b>99,147</b>	<b>85,755</b>	<b>21,887</b>	<b>79,29,397</b>	<b>79,68,092</b>	<b>90,73,795</b>	<b>86,67,141</b>	<b>14,79,037</b>
<i>Share of Bengal</i>	<i>39,425</i>	<i>44,030</i>	<i>56,716</i>	<i>54,385</i>	<i>18,432</i>	<i>39,69,639</i>	<i>44,48,062</i>	<i>64,49,532</i>	<i>51,62,325</i>	<i>10,63,221</i>
" Bombay . . . . .	10,730	6,565	7,645	4,064	3,223	12,91,521	7,70,923	9,62,426	5,68,660	2,98,670
" Sind . . . . .	41,136	36,339	36,401	37,915	11,066	38,16,397	34,00,122	34,39,776	36,01,914	4,70,857
" Madras . . . . .	6,049	6,954	7,429	8,036	4,532	6,14,050	7,30,208	8,40,915	9,14,976	4,69,477
" Burma . . . . .	895	759	1,520	324	525	73,001	1,42,370	1,28,374	22,189	28,590
<b>TOTAL</b>	<b>99,196</b>	<b>94,747</b>	<b>109,711</b>	<b>105,225</b>	<b>37,778</b>	<b>97,64,108</b>	<b>94,91,685</b>	<b>1,08,21,420</b>	<b>1,02,70,064</b>	<b>23,20,516</b>
<b>Fish manures (II. S)—</b>	<b>Tons</b>	<b>Tons</b>	<b>Tons</b>	<b>Tons</b>	<b>Tons</b>					
United Kingdom . . . . .	16	13	40	..	..	1,710	1,926	5,296	..	..
Ceylon . . . . .	4,118	2,939	2,103	919	2,590	5,78,534	3,05,837	2,23,627	1,23,238	2,57,955
Straits Settlements (including Labuan) . . . . .	2,352	1,954	1,752	1,252	1,721	2,35,362	2,00,970	1,75,790	1,13,186	1,14,461
Hongkong . . . . .	2	..	..	..	69	300	30	..	..	5,294
Other British Possessions . . . . .	..	..	1	..	2	..	115	132	..	234
<b>TOTAL BRITISH EMPIRE</b>	<b>6,488</b>	<b>4,906</b>	<b>3,896</b>	<b>2,171</b>	<b>4,382</b>	<b>8,15,906</b>	<b>5,08,878</b>	<b>4,04,845</b>	<b>2,46,474</b>	<b>3,77,944</b>
Germany . . . . .	2,442	2,061	1,998	2,567	905	2,07,997	2,56,236	2,83,324	3,65,241	1,27,787
Netherlands . . . . .	261	462	177	54	135	32,515	70,368	22,405	9,500	8,048
Belgium . . . . .	20	107	185	402	202	3,380	12,559	24,559	55,944	32,980
France . . . . .	..	29	..	..	..	..	2,292	..	..	..
Slam . . . . .	..	..	..	..	..	270	40	..	50	..
<b>TOTAL FOREIGN COUNTRIES</b>	<b>2,723</b>	<b>2,659</b>	<b>2,360</b>	<b>3,023</b>	<b>1,242</b>	<b>2,44,162</b>	<b>3,41,465</b>	<b>3,30,288</b>	<b>4,30,785</b>	<b>1,68,815</b>
<i>Share of Bengal</i>	<i>722</i>	<i>239</i>	<i>14</i>	<i>30</i>	<i>39</i>	<i>72,307</i>	<i>28,025</i>	<i>1,952</i>	<i>10,169</i>	<i>7,109</i>
" Bombay . . . . .	351	520	39	14	103	43,487	30,039	5,347	3,250	19,502
" Sind . . . . .	1,777	2,183	2,388	3,212	2,656	1,37,626	2,76,606	3,96,494	4,59,560	3,02,302
" Madras . . . . .	4,005	2,671	1,560	620	938	5,65,610	2,65,944	1,55,233	85,994	97,929
" Burma . . . . .	2,351	1,959	1,755	1,252	1,738	2,35,533	2,00,610	1,76,255	1,18,236	1,19,421
<b>TOTAL</b>	<b>9,206</b>	<b>7,565</b>	<b>6,256</b>	<b>5,194</b>	<b>5,624</b>	<b>10,60,068</b>	<b>8,50,373</b>	<b>7,35,133</b>	<b>6,77,209</b>	<b>5,46,751</b>
<b>Fish guano (II. S)—</b>	<b>Tons</b>	<b>Tons</b>	<b>Tons</b>	<b>Tons</b>	<b>Tons</b>					
Ceylon . . . . .	1,469	1,184	291	275	22	2,47,152	1,98,789	33,061	44,489	2,634
Straits Settlements (including Labuan) . . . . .	1	..	..	..	..	80	..	..	..	..
<b>TOTAL BRITISH EMPIRE</b>	<b>1,470</b>	<b>1,184</b>	<b>291</b>	<b>275</b>	<b>22</b>	<b>2,47,232</b>	<b>1,98,789</b>	<b>33,061</b>	<b>44,489</b>	<b>2,634</b>
<i>Share of Madras</i>	<i>1,469</i>	<i>1,184</i>	<i>291</i>	<i>275</i>	<i>22</i>	<i>2,47,152</i>	<i>1,98,789</i>	<i>33,061</i>	<i>44,439</i>	<i>2,634</i>
" Burma . . . . .	1	..	..	..	..	80	..	..	..	..
<b>TOTAL</b>	<b>1,470</b>	<b>1,184</b>	<b>291</b>	<b>275</b>	<b>22</b>	<b>2,47,232</b>	<b>1,98,789</b>	<b>33,061</b>	<b>44,489</b>	<b>2,634</b>
<b>Total Fish manures, and guano (II. S)—</b>	<b>Tons</b>	<b>Tons</b>	<b>Tons</b>	<b>Tons</b>	<b>Tons</b>					
United Kingdom . . . . .	16	13	40	..	..	1,710	1,926	5,296	..	..
Ceylon . . . . .	5,582	4,123	2,394	1,194	2,612	8,25,686	5,04,626	2,50,688	1,72,727	2,00,599
Straits Settlements (including Labuan) . . . . .	2,353	1,954	1,752	1,252	1,721	2,35,442	2,00,970	1,75,790	1,13,186	1,14,461
Hongkong . . . . .	..	..	..	..	69	..	..	..	..	5,294
Other British Possessions . . . . .	2	..	1	..	2	300	145	132	..	234
<b>TOTAL BRITISH EMPIRE</b>	<b>7,953</b>	<b>6,090</b>	<b>4,187</b>	<b>2,446</b>	<b>4,404</b>	<b>10,63,138</b>	<b>7,07,607</b>	<b>4,37,906</b>	<b>2,90,913</b>	<b>3,80,578</b>
Germany . . . . .	2,442	2,061	1,998	2,567	905	2,07,997	2,56,236	2,83,324	3,65,241	1,27,787
Netherlands . . . . .	261	462	177	54	135	32,515	70,368	22,405	9,500	8,048
Belgium . . . . .	20	107	185	402	202	3,380	12,559	24,559	55,944	32,980
France . . . . .	..	29	..	..	..	..	2,292	..	..	..
Slam . . . . .	..	..	..	..	..	270	40	..	50	..
<b>TOTAL FOREIGN COUNTRIES</b>	<b>2,723</b>	<b>2,659</b>	<b>2,360</b>	<b>3,023</b>	<b>1,242</b>	<b>2,44,162</b>	<b>3,41,495</b>	<b>3,30,288</b>	<b>4,30,785</b>	<b>1,68,815</b>

\* Figures prior to 1931-32 represent bones crushed, uncrushed and bonemeal. Crushed bones are separately shown as "Bones for manufacturing purposes" from 1931-32.

GENERAL EXPORTS

INDIAN MERCHANDISE

No. 14—continued

ARTICLES, AND COUNTRIES OF FINAL DESTINATION; ALSO SHARE OF EACH PROVINCE	QUANTITY					VALUE				
	1927-28	1928-29	1929-30	1930-31	1931-32	1927-28	1928-29	1929-30	1930-31	1931-32
	Tons	Tons	Tons	Tons	Tons	R	R	R	R	R
<b>Manures—continued</b>										
Total Fish manures, and guano (I.L.S.)—continued										
Share of Bengal . . . . .	722	229	14	90	89	72,807	28,026	1,952	10,169	7,100
" Bombay . . . . .	351	520	39	14	103	48,487	80,089	5,347	3,250	19,602
" Sind . . . . .	1,777	2,183	2,888	3,212	2,656	1,37,628	2,76,606	3,95,294	4,59,560	3,02,802
" Madras . . . . .	5,474	3,856	1,851	901	1,010	8,12,762	4,63,833	1,88,346	1,30,433	1,00,561
" Burma . . . . .	2,352	1,952	1,755	1,262	1,788	2,35,618	2,00,810	1,76,255	1,18,236	1,19,428
<b>TOTAL</b> . . . . .	10,676	8,740	6,547	5,469	5,646	13,07,300	10,40,162	7,68,194	7,21,648	5,40,898
<b>Horacaeal (I.L.S.)—</b>										
United Kingdom . . . . .	145	1,071	344	346	386	22,750	1,10,011	83,309	36,305	40,964
Ceylon . . . . .	..	144	120	89	50	..	16,950	16,480	10,240	3,250
Other British Possessions . . . . .	..	..	..	..	..	..	25	..	..	..
<b>TOTAL BRITISH EMPIRE</b> . . . . .	145	1,215	464	435	436	22,750	1,26,986	48,829	46,545	44,214
Germany . . . . .	..	..	42	..	100	..	..	8,715	..	12,000
France . . . . .	..	..	259	..	..	..	..	32,670	..	..
Italy . . . . .	..	..	79	..	..	..	..	10,288	..	..
Sumatra . . . . .	..	10	..	..	..	..	1,500	..	..	..
Java . . . . .	1,559	3,125	150	1,535	2,535	2,53,833	4,80,075	22,700	1,81,498	1,97,291
Japan . . . . .	2	..	..	..	..	724	..	..	..	..
Other Foreign Countries . . . . .	..	..	..	..	..	..	..	..	..	..
<b>Total Foreign Countries</b> . . . . .	1,561	3,135	2,888	1,535	2,635	2,54,557	4,70,575	4,14,457	1,81,498	2,09,291
Share of Bengal . . . . .	1,559	3,042	2,804	1,970	2,505	2,53,833	5,56,219	4,07,989	2,28,038	1,90,055
" Bombay . . . . .	..	144	199	..	81	..	20,950	26,290	..	3,000
" Sind . . . . .	..	254	288	..	460	..	18,952	22,877	..	64,200
" Madras . . . . .	147	10	61	..	25	23,474	1,440	6,130	..	1,260
" Burma . . . . .	..	..	..	..	..	..	..	..	..	..
<b>TOTAL</b> . . . . .	1,706	4,850	3,852	1,970	3,071	2,77,307	5,97,561	4,63,286	2,28,038	2,53,505
<b>Sulphate of Ammonia (I.L.S.)—</b>										
Ceylon . . . . .	2,352	10	..	4,850	2,977	4,00,458	2,050	..	5,62,600	3,74,078
Other British Possessions . . . . .	8	..	..	..	..	851	..	..	..	..
<b>TOTAL BRITISH EMPIRE</b> . . . . .	2,355	10	..	4,850	2,977	4,01,109	2,050	..	5,62,600	3,74,078
Java . . . . .	401	..	..	..	..	68,000	..	..	..	5,900
Japan . . . . .	1,000	..	..	..	74	1,70,000	..	..	..	..
<b>TOTAL FOREIGN COUNTRIES</b> . . . . .	1,401	..	..	..	74	2,38,000	..	..	..	5,900
Share of Bengal . . . . .	3,756	..	..	4,850	3,051	6,39,109	..	..	5,62,600	3,80,033
" Bombay . . . . .	..	10	..	..	..	..	2,050	..	..	..
<b>TOTAL</b> . . . . .	3,756	10	..	4,850	3,051	6,39,109	2,050	..	5,62,600	3,80,033
<b>Other kinds (I.L.S.)—</b>										
United Kingdom . . . . .	12	250	182	549	1,507	8,100	24,110	23,985	36,866	80,228
Aden and Dependencies . . . . .	5	..	..	..	..	1,000	..	..	90	..
Ceylon . . . . .	3,732	3,179	1,964	2,213	1,867	6,32,984	4,79,148	3,63,008	3,38,622	2,97,962
Straits Settlements (including Labuan) . . . . .	10	44	..	2	1	1,441	4,808	..	288	75
Federated Malay States . . . . .	33	12	..	100	55	4,177	1,630	..	15,225	7,600
Hongkong . . . . .	..	35	187	258	..	..	7,410	21,900	49,000	..
Kenya Colony . . . . .	..	10	10	80	10	15	1,900	2,000	6,000	2,000
<b>TOTAL BRITISH EMPIRE</b> . . . . .	3,792	3,539	2,343	3,152	3,440	6,47,717	5,19,001	4,10,978	4,46,094	3,27,925
Norway . . . . .	..	100	..	..	..	..	12,000	..	..	..
Germany . . . . .	149	1,378	178	216	..	17,964	68,400	18,022	26,195	5
Belgium . . . . .	..	27	100	..	100	..	8,910	7,380	90	2,100
France . . . . .	..	14	..	..	25	..	1,050	10	..	1,025
Native States in Arabia, other than Maskat Territory and Trucial Oman . . . . .	17	..	..	..	..	2,728	..	..	..	..
Sumatra . . . . .	100	252	2	..	..	18,000	42,048	400	..	..
Java . . . . .	180	275	..	..	..	29,900	50,000	..	..	..
Siam . . . . .	..	..	2	..	..	..	..	154	..	..
Japan . . . . .	1,735	4,402	50	1	..	95,492	3,68,929	5,500	200	..
United States of America— Via Atlantic Coast . . . . .	1	16	..	..	54	50	805	..	..	3,705
" Pacific " . . . . .	24	108	1	..	1	1,370	19,786	100	..	187
<b>TOTAL FOREIGN COUNTRIES</b> . . . . .	2,186	6,572	338	217	180	1,65,504	5,56,528	31,516	26,485	7,022
Share of Bengal . . . . .	5,112	3,614	1,923	2,427	1,348	6,70,807	9,14,761	2,97,450	3,50,997	1,59,297
" Bombay . . . . .	303	706	695	842	2,080	70,639	1,18,296	1,40,316	1,10,941	1,58,818
" Sind . . . . .	..	35	..	..	..	100	4,620	..	..	..
" Madras . . . . .	563	756	28	100	194	71,625	37,882	1,972	10,641	16,822
" Burma . . . . .	..	..	30	..	..	..	..	2,751	..	..
<b>TOTAL</b> . . . . .	5,978	10,111	2,676	3,369	3,620	8,13,221	10,75,529	4,42,489	4,72,579	3,84,947
<b>Total Manures*</b> —										
United Kingdom . . . . .	4,019	4,022	4,720	4,960	6,511	3,96,566	3,80,705	3,87,184	3,69,495	3,44,402
Aden and Dependencies . . . . .	5	..	..	..	..	1,000	..	..	90	..
Ceylon . . . . .	26,125	19,807	17,878	22,809	18,399	32,27,171	23,07,709	18,44,942	22,90,458	14,69,376
Straits Settlements (including Labuan) . . . . .	2,383	2,003	2,329	1,289	1,856	2,38,014	2,06,353	2,33,476	1,20,974	1,24,072
Federated Malay States . . . . .	38	12	..	180	55	5,057	1,055	..	18,250	7,600
Hongkong . . . . .	225	103	357	345	155	28,702	19,265	38,908	57,109	11,174
Cape of Good Hope . . . . .	..	..	..	20	..	..	..	..	1,999	..
Kenya Colony . . . . .	..	15	10	80	12	15	2,200	2,000	6,000	2,234
New Zealand (including Nauru and British Samoa) . . . . .	700	554	1,250	770	160	77,000	61,230	1,87,500	84,700	9,600
Other British Possessions . . . . .	..	1	14	..	..	..	180	1,820	..	..
<b>TOTAL BRITISH EMPIRE</b> . . . . .	33,495	26,577	26,558	30,858	27,148	39,89,425	28,79,297	26,45,833	29,49,075	19,08,518

\* Figures prior to 1931-32 include crushed bones which are now shown separately as "Bones for manufacturing purposes."

No. 14—continued

ARTICLES, AND COUNTRIES OF FINAL DESTINATION; ALSO SHARE OF EACH PROVINCE	QUANTITY					VALUE				
	1927-28	1928-29	1929-30	1930-31	1931-32	1927-28	1928-29	1929-30	1930-31	1931-32
<b>Manures—concluded</b>						R	R	₹	R	R
<i>Total Manures*—continued</i>	Tons	Tons	Tons	Tons	Tons					
Norway . . . . .	..	100	65	..	..	..	12,000	6,508	..	..
Germany . . . . .	8,389	9,757	10,654	7,429	1,788	8,24,358	9,82,454	11,70,894	8,91,524	2,07,104
Netherlands . . . . .	1,213	1,228	501	129	155	1,38,740	1,62,199	58,127	17,009	10,048
Belgium . . . . .	42,410	41,435	53,846	55,180	3,131	45,27,512	42,44,222	55,24,014	59,19,470	3,29,535
France . . . . .	9,534	9,433	11,267	8,810	1,626	9,98,362	9,79,911	12,09,527	9,39,120	1,86,949
Spain . . . . .	10	50	217	..	..	1,060	5,830	23,437	..	..
Italy . . . . .	..	..	89	65	..	..	..	12,083	3,972	..
Native States in Arabia, other than Maskat Territory and Trucial Oman . . . . .	20	..	..	..	..	3,128	..	..	..	..
Sumatra . . . . .	112	207	2	..	21	19,320	48,023	400	..	1,680
Java . . . . .	561	275	150	1	..	97,900	50,000	22,700	90	..
Philippine Islands and Guam	..	..	..	23	..	..	..	..	2,605	..
Japan . . . . .	11,231	17,963	6,320	5,625	10,697	11,61,704	18,66,466	6,57,769	5,25,037	6,48,157
United States of America—										
<i>Via Atlantic Coast</i> . . . . .	10,113	4,409	4,899	7,125	7,735	7,47,812	3,41,731	4,22,779	5,18,217	4,48,311
<i>" Pacific "</i> . . . . .	1,224	3,978	6,184	2,408	..	1,21,454	4,02,508	5,88,335	2,12,028	..
Hawaii . . . . .	2,000	2,465	1,582	3,724	864	2,00,000	2,41,811	1,53,214	2,76,187	43,204
Other Foreign Countries . . . . .	..	..	2	6	1	270	40	274	595	187
<b>TOTAL FOREIGN COUNTRIES</b>	<b>86,817</b>	<b>91,390</b>	<b>95,728</b>	<b>90,530</b>	<b>20,018</b>	<b>88,31,620</b>	<b>98,86,600</b>	<b>98,50,056</b>	<b>98,05,854</b>	<b>18,70,175</b>
<i>Share of Bengal</i> . . . . .	<i>60,574</i>	<i>66,876</i>	<i>61,457</i>	<i>61,223</i>	<i>25,423</i>	<i>66,06,195</i>	<i>59,47,037</i>	<i>61,67,323</i>	<i>63,14,129</i>	<i>17,99,706</i>
<i>" Bombay</i> . . . . .	<i>11,434</i>	<i>7,945</i>	<i>8,578</i>	<i>4,920</i>	<i>5,437</i>	<i>14,10,697</i>	<i>9,92,308</i>	<i>11,34,379</i>	<i>6,32,351</i>	<i>4,84,990</i>
<i>" Sind</i> . . . . .	<i>42,913</i>	<i>38,861</i>	<i>39,577</i>	<i>41,127</i>	<i>14,132</i>	<i>39,53,623</i>	<i>37,00,299</i>	<i>38,53,941</i>	<i>40,61,474</i>	<i>3,27,559</i>
<i>" Madras</i> . . . . .	<i>12,233</i>	<i>11,575</i>	<i>9,369</i>	<i>9,037</i>	<i>5,736</i>	<i>15,21,911</i>	<i>12,33,363</i>	<i>10,37,366</i>	<i>10,55,050</i>	<i>5,78,370</i>
<i>" Burma</i> . . . . .	<i>3,158</i>	<i>2,711</i>	<i>3,305</i>	<i>1,576</i>	<i>2,338</i>	<i>3,08,619</i>	<i>3,42,980</i>	<i>3,07,380</i>	<i>1,40,425</i>	<i>1,49,268</i>
<b>TOTAL</b>	<b>120,312</b>	<b>117,967</b>	<b>122,286</b>	<b>120,383</b>	<b>53,166</b>	<b>1,28,01,045</b>	<b>1,23,15,987</b>	<b>1,24,95,389</b>	<b>1,22,54,929</b>	<b>38,33,693</b>
<b>Mats and Matting, except coir and rubber (III. V)—</b>	Sq. yards	Sq. yards	Sq. yards	Sq. yards	Sq. yards					
United Kingdom . . . . .	4,298	1,502	19,942	16,504	63,948	4,679	2,464	4,588	9,048	11,355
Maldives . . . . .	11,200	4,600	670	18,200	10,500	5,000	1,139	205	4,725	2,350
Ceylon . . . . .	301,859	274,366	295,474	362,716	177,897	31,720	36,233	20,093	49,074	19,947
Straits Settlements (including Labuan) . . . . .	1,385	18,533	4,510	3,140	4,256	220	1,256	800	959	390
Natal . . . . .	5,902	10,145	12,281	14,444	9,597	3,008	3,908	4,095	4,950	2,004
New Zealand (including Nauru and British Samoa) . . . . .	..	27,084	4,900	18,142	1,400	..	2,250	1,575	2,712	737
Other British Possessions . . . . .	1,654	100	3,260	1,405	6,420	1,165	40	814	850	692
<b>TOTAL BRITISH EMPIRE</b>	<b>326,298</b>	<b>331,335</b>	<b>341,037</b>	<b>434,531</b>	<b>274,018</b>	<b>46,387</b>	<b>47,200</b>	<b>32,260</b>	<b>71,818</b>	<b>38,375</b>
Native States in Arabia, other than Maskat Territory and Trucial Oman . . . . .	2,400	..	..	..	..	1,200	..	..	..	..
Japan . . . . .	..	..	..	3,872	..	..	..	..	1,986	..
United States of America—										
<i>Via Atlantic Coast</i> . . . . .	3,574	..	100	15,965	..	1,344	..	25	8,336	..
<i>" Pacific "</i> . . . . .	..	..	12,568	..	..	..	..	5,228	..	..
Other Foreign Countries . . . . .	145	..	261	307	208	110	..	212	247	116
<b>TOTAL FOREIGN COUNTRIES</b>	<b>6,119</b>	<b>..</b>	<b>12,929</b>	<b>20,144</b>	<b>208</b>	<b>2,654</b>	<b>..</b>	<b>5,460</b>	<b>11,019</b>	<b>116</b>
<i>Share of Bengal</i> . . . . .	<i>53,717</i>	<i>77,740</i>	<i>53,529</i>	<i>94,323</i>	<i>66,116</i>	<i>27,301</i>	<i>25,530</i>	<i>17,585</i>	<i>51,144</i>	<i>19,517</i>
<i>" Bombay</i> . . . . .	<i>230</i>	<i>..</i>	<i>771</i>	<i>200</i>	<i>..</i>	<i>140</i>	<i>..</i>	<i>606</i>	<i>120</i>	<i>..</i>
<i>" Sind</i> . . . . .	<i>..</i>	<i>100</i>	<i>230</i>	<i>..</i>	<i>6,050</i>	<i>..</i>	<i>14</i>	<i>64</i>	<i>..</i>	<i>610</i>
<i>" Madras</i> . . . . .	<i>283,404</i>	<i>1251,628</i>	<i>298,175</i>	<i>356,390</i>	<i>2,02,060</i>	<i>19,070</i>	<i>31,416</i>	<i>19,213</i>	<i>29,941</i>	<i>13,364</i>
<i>" Burma</i> . . . . .	<i>15,066</i>	<i>1,367</i>	<i>1,211</i>	<i>3,233</i>	<i>..</i>	<i>2,030</i>	<i>230</i>	<i>363</i>	<i>1,632</i>	<i>..</i>
<b>TOTAL</b>	<b>332,417</b>	<b>331,335</b>	<b>353,966</b>	<b>454,695</b>	<b>274,226</b>	<b>49,041</b>	<b>47,290</b>	<b>37,720</b>	<b>82,337</b>	<b>38,991</b>

\* Figures prior to 1931-32 include crushed bones which are now shown separately as "Bones for manufacturing purposes".

GENERAL EXPORTS

INDIAN MERCHANDISE

( 722 )

No. 14—continued

ARTICLES, AND COUNTRIES OF FINAL DESTINATION; ALSO SHARE OF EACH PROVINCE	QUANTITY					VALUE				
	1927-28	1928-29	1929-30	1930-31	1931-32	1927-28	1928-29	1929-30	1930-31	1931-32
	R	R	R	R	R	R	R	R	R	R
<b>Metals and Ores—</b>										
<b>Brass, Bronze (and similar alloys and manufactures thereof)—</b>										
<i>Unwrought (III. L)—</i>										
United Kingdom . . . . .	1	..	248	11	..	860	..	8,919	80	..
Other British Possessions . . . . .	1	..	..	..	..	178	..	47	..	..
<b>TOTAL BRITISH EMPIRE</b>	<b>2</b>	<b>..</b>	<b>248</b>	<b>11</b>	<b>..</b>	<b>1,028</b>	<b>..</b>	<b>8,966</b>	<b>80</b>	<b>..</b>
Germany . . . . .	..	4,462	3,456	2,660	..	..	1,07,253	1,02,352	55,000	..
Belgium . . . . .	..	..	..	820	..	..	..	..	21,000	..
Italy . . . . .	..	..	..	7	..	..	..	..	160	..
<b>Total Foreign Countries</b>	<b>..</b>	<b>4,462</b>	<b>3,456</b>	<b>3,487</b>	<b>..</b>	<b>..</b>	<b>1,07,253</b>	<b>1,02,352</b>	<b>76,750</b>	<b>..</b>
<i>Share of Bengal . . . . .</i>	<i>..</i>	<i>4,462</i>	<i>2,704</i>	<i>3,498</i>	<i>..</i>	<i>..</i>	<i>1,07,253</i>	<i>75,321</i>	<i>76,780</i>	<i>..</i>
<i>Bombay . . . . .</i>	<i>..</i>	<i>..</i>	<i>1,000</i>	<i>..</i>	<i>..</i>	<i>..</i>	<i>..</i>	<i>35,950</i>	<i>..</i>	<i>..</i>
<i>Madras . . . . .</i>	<i>..</i>	<i>..</i>	<i>..</i>	<i>..</i>	<i>..</i>	<i>3</i>	<i>..</i>	<i>47</i>	<i>..</i>	<i>..</i>
<i>Burma . . . . .</i>	<i>2</i>	<i>..</i>	<i>..</i>	<i>..</i>	<i>..</i>	<i>1,015</i>	<i>..</i>	<i>..</i>	<i>..</i>	<i>..</i>
<b>TOTAL</b>	<b>2</b>	<b>4,462</b>	<b>3,704</b>	<b>3,498</b>	<b>..</b>	<b>1,023</b>	<b>1,07,253</b>	<b>1,11,818</b>	<b>76,780</b>	<b>..</b>
<b>Wrought (III. L)—</b>										
United Kingdom . . . . .	889	1,163	2,467	464	215	1,45,071	1,41,776	1,85,117	90,086	51,384
Gibraltar . . . . .	74	54	85	55	102	12,365	8,084	14,650	7,622	18,350
Malta and Gozo . . . . .	39	30	52	41	17	6,500	5,584	6,900	5,150	1,583
Aden and Dependencies . . . . .	45	44	25	22	15	4,366	4,396	3,781	2,080	2,349
Maldives . . . . .	31	15	1	2	18	2,060	800	150	309	490
Ceylon . . . . .	5,929	5,298	4,685	4,012	3,415	6,77,920	4,89,302	4,53,834	2,95,107	2,08,688
Straits Settlements (including Labuan)	590	565	672	237	127	50,491	57,772	70,588	26,780	12,680
Federated Malay States . . . . .	398	302	337	182	174	33,061	30,731	35,130	16,823	13,640
Hongkong . . . . .	6	46	..	..	..	480	4,365	..	..	..
Cape of Good Hope . . . . .	2	24	79	6	1	250	5,336	11,684	900	100
Natal . . . . .	185	278	355	103	127	31,330	40,923	49,081	10,964	11,166
Zanzibar and Pemba . . . . .	83	94	80	56	50	11,959	13,170	11,981	7,809	5,778
Kenya Colony . . . . .	181	212	205	94	109	26,949	23,675	27,233	11,979	10,849
Tanganyika Territory . . . . .	92	145	145	73	59	14,928	21,586	19,963	11,329	7,220
Anglo-Egyptian Sudan . . . . .	8	12	2	7	1	1,150	1,740	250	900	300
Mauritius and Dependencies . . . . .	110	73	35	76	46	12,205	9,710	4,560	8,330	5,760
Seychelles . . . . .	2	13	..	2	..	200	1,160	10	170	50
<b>Canada—</b>										
<i>Via Atlantic Coast . . . . .</i>	<i>156</i>	<i>302</i>	<i>374</i>	<i>305</i>	<i>100</i>	<i>31,873</i>	<i>67,473</i>	<i>75,878</i>	<i>40,820</i>	<i>16,344</i>
<i>    " Pacific " . . . . .</i>	<i>64</i>	<i>114</i>	<i>109</i>	<i>26</i>	<i>76</i>	<i>11,459</i>	<i>21,193</i>	<i>18,373</i>	<i>5,842</i>	<i>12,597</i>
British West India Islands	141	102	150	98	168	15,120	12,080	16,961	11,565	24,530
British Guiana . . . . .	49	25	40	28	37	7,492	1,925	3,950	4,000	3,165
Bermudas . . . . .	..	..	3	9	8	..	..	600	1,600	400
Western Australia . . . . .	6	6	1	..	..	1,170	1,076	158	..	..
South Australia (including Northern Territory)	22	21	43	41	..	5,236	2,850	6,500	5,900	..
Victoria . . . . .	136	98	143	30	6	30,327	14,607	22,985	4,605	1,253
Tasmania . . . . .	..	..	2	..	..	..	..	200	..	..
New South Wales . . . . .	73	35	57	10	..	15,355	6,562	7,540	1,449	..
Queensland . . . . .	..	3	..	4	..	..	950	..	800	..
<b>Australian Commonwealth (Total)</b>	<b>237</b>	<b>163</b>	<b>246</b>	<b>85</b>	<b>6</b>	<b>52,033</b>	<b>26,045</b>	<b>37,333</b>	<b>12,344</b>	<b>1,253</b>
New Zealand (including Nauru and British Samoa)	116	161	326	175	32	19,576	33,400	49,008	24,279	4,445
Fiji Islands . . . . .	56	76	111	19	50	10,875	10,928	14,361	2,107	6,176
Other British Possessions . . . . .	6	7	2	1	4	670	1,050	200	100	791
<b>TOTAL BRITISH EMPIRE</b>	<b>9,484</b>	<b>9,308</b>	<b>10,586</b>	<b>6,188</b>	<b>4,942</b>	<b>11,81,438</b>	<b>10,33,654</b>	<b>11,12,621</b>	<b>6,05,386</b>	<b>4,10,088</b>
Sweden . . . . .	33	47	33	23	3	6,557	9,154	6,744	3,524	950
Denmark . . . . .	31	94	30	28	17	5,449	10,630	4,200	3,582	2,518
Germany . . . . .	111	252	1,000	27	9	22,262	31,939	50,905	6,697	1,800
Netherlands . . . . .	15	7	14	11	2	3,560	1,670	1,195	4,375	521
France . . . . .	63	37	45	18	123	17,134	6,135	9,626	3,302	9,341
Spain . . . . .	..	15	11	..	..	..	1,700	1,700	..	..
Switzerland . . . . .	8	7	6	4	4	4,046	1,481	1,250	551	497

No. 14—continued

ARTICLES, AND COUNTRIES OF FINAL DESTINATION; ALSO SHARE OF EACH PROVINCE	QUANTITY					VALUE				
	1927-28	1928-29	1929-30	1930-31	1931-32	1927-28	1928-29	1929-30	1930-31	1931-32
<b>Metals and Ores—continued</b>										
<b>Brass, Bronze, and similar alloys—continued</b>										
<i>Wrought (III. L)—continued</i>	Cwts.	Cwts.	Cwts.	Cwts.	Cwts.	Rs.	Rs.	Rs.	Rs.	Rs.
Italy . . . . .	13	50	69	38	16	2,550	9,911	7,723	4,456	2,642
Austria . . . . .	12	1	2	3	..	3,200	298	500	1,208	..
Greece . . . . .	..	..	..	10	2	..	..	..	2,000	150
Syria . . . . .	19	22	36	30	23	3,400	4,200	8,080	3,925	3,700
Maskat Territory and Trucial Oman . . . . .	4	7	4	4	1	300	1,080	500	400	125
Other Native States in Arabia . . . . .	940	578	918	515	126	1,39,520	96,601	1,58,451	94,786	19,230
Iraq . . . . .	19	36	41	7	35	2,125	3,035	3,721	1,000	2,270
Perals . . . . .	8	21	9	3	1	955	1,884	863	318	120
Java . . . . .	23	35	28	24	27	4,770	6,150	4,248	3,420	4,305
Siam Indo-China (including Cochin- China, Cambodia, Annam, Tonkin and French leased territories in China)	23	39	25	11	22	3,400	3,840	1,800	1,115	1,915
Philippine Islands and Guam . . . . .	24	37	32	42	31	4,272	5,926	4,675	4,905	3,900
Egypt . . . . .	49	68	61	25	14	9,376	12,825	12,673	3,365	1,760
Tunis . . . . .	..	..	..	10	..	..	..	..	1,280	..
Portuguese East Africa . .	93	100	109	103	103	15,658	15,723	15,140	14,644	13,621
Madagascar . . . . .	..	30	68	2	..	..	1,875	2,000	350	..
Italian East Africa (Somal- land and Eritrea) . . . .	13	15	21	13	11	2,550	1,600	2,790	2,375	1,550
United States of America— Via Atlantic Coast . . . .	503	532	198	278	89	1,00,484	1,03,933	48,506	50,022	16,685
“ Pacific “ . . . . .	120	162	234	86	24	22,978	30,039	35,703	11,023	4,311
Venezuela . . . . .	..	..	..	..	10	..	..	..	..	2,100
Panamá . . . . .	14	22	21	3	39	2,275	3,375	2,850	480	5,450
Dutch Guiana . . . . .	20	29	14	15	6	2,710	4,347	2,100	2,478	660
Hawaii . . . . .	8	35	15	11	8	1,388	7,800	1,936	1,350	1,200
Other Foreign Countries . .	19	35	40	9	9	2,451	3,852	4,009	1,871	926
<b>TOTAL FOREIGN COUNTRIES</b>	<b>2,205</b>	<b>2,311</b>	<b>3,034</b>	<b>1,353</b>	<b>765</b>	<b>3,86,818</b>	<b>3,81,178</b>	<b>3,90,088</b>	<b>2,29,744</b>	<b>1,02,741</b>
<i>Share of Bengal . . . . .</i>	<i>1,338</i>	<i>2,343</i>	<i>2,395</i>	<i>350</i>	<i>617</i>	<i>1,99,327</i>	<i>2,66,893</i>	<i>2,34,030</i>	<i>1,12,310</i>	<i>78,038</i>
“ Bombay . . . . .	3,425	3,506	5,904	2,406	1,379	6,36,165	6,21,623	7,53,597	4,01,511	2,06,912
“ Madras . . . . .	6,381	5,746	5,362	4,230	3,704	7,26,096	5,21,497	5,12,271	3,17,976	2,26,617
“ Burma . . . . .	47	24	9	10	7	6,713	4,919	2,311	3,233	1,262
<b>TOTAL</b>	<b>11,639</b>	<b>11,619</b>	<b>13,670</b>	<b>7,546</b>	<b>5,707</b>	<b>15,68,306</b>	<b>14,14,882</b>	<b>15,02,709</b>	<b>8,35,080</b>	<b>5,12,829</b>
<b>Chromite (Chrome Iron Ore) (II. F)—</b>	<b>Tons</b>	<b>Tons</b>	<b>Tons</b>	<b>Tons</b>	<b>Tons</b>					
United Kingdom . . . . .	1,715	1,500	1,600	2,454	3,799	64,275	45,000	50,510	88,625	1,26,472
Sweden . . . . .	100	692	..	..	..	4,200	20,171	..	..	..
Norway . . . . .	..	300	..	4,260	..	..	12,000	..	1,27,770	..
Germany . . . . .	..	13,000	7,100	3,500	3,600	15	3,90,000	2,18,000	1,05,000	1,16,000
Netherlands . . . . .	3,900	3,600	..	..	150	1,17,000	1,23,000	..	..	6,000
Belgium . . . . .	12,129	1,811	180	267	200	3,84,129	55,794	6,346	9,850	6,500
France . . . . .	4,000	3,300	150	1,400	395	1,20,000	99,000	5,500	49,000	14,850
Italy . . . . .	1,720	1,800	750	1,560	100	61,750	54,000	22,500	46,800	3,000
Japan . . . . .	33	..	..	..	..	1,239	2	..	..	..
United States of America— Via Atlantic Coast . . . .	2,170	4,000	7,500	6,750	..	89,340	1,51,500	2,80,500	2,35,255	..
“ Pacific “ . . . . .	..	..	..	450	..	..	..	..	18,000	..
<b>TOTAL FOREIGN COUNTRIES</b>	<b>24,062</b>	<b>28,403</b>	<b>15,680</b>	<b>13,187</b>	<b>4,445</b>	<b>7,57,678</b>	<b>9,05,467</b>	<b>5,27,846</b>	<b>5,85,675</b>	<b>1,46,350</b>
<i>Share of Bengal . . . . .</i>	<i>229</i>	<i>538</i>	<i>221</i>	<i>371</i>	<i>1,699</i>	<i>7,113</i>	<i>16,140</i>	<i>7,750</i>	<i>33,470</i>	<i>63,970</i>
“ Bombay . . . . .	..	..	..	..	..	15	2	..	..	..
“ Sind . . . . .	20,936	23,250	9,400	11,020	4,045	6,29,430	6,97,500	2,32,000	3,30,575	1,21,350
“ Madras . . . . .	4,552	6,115	7,669	3,750	2,500	1,35,340	2,36,325	2,38,606	5,10,255	37,502
<b>TOTAL</b>	<b>25,767</b>	<b>29,903</b>	<b>17,280</b>	<b>20,641</b>	<b>3,244</b>	<b>8,21,948</b>	<b>9,50,467</b>	<b>5,78,356</b>	<b>6,74,300</b>	<b>2,72,822</b>
<b>Copper—</b>										
<b>Ore (II. F)—</b>	<b>Tons</b>	<b>Tons</b>	<b>Tons</b>	<b>Tons</b>	<b>Tons</b>					
United Kingdom . . . . .	10	..	..	..	..	3,016	5	..	..	..
<b>TOTAL FOREIGN COUNTRIES</b>	<b>..</b>	<b>2</b>	<b>..</b>	<b>..</b>	<b>..</b>	<b>..</b>	<b>345</b>	<b>..</b>	<b>..</b>	<b>..</b>
<i>Share of Bengal . . . . .</i>	<i>10</i>	<i>2</i>	<i>..</i>	<i>..</i>	<i>..</i>	<i>3,016</i>	<i>140</i>	<i>..</i>	<i>..</i>	<i>..</i>
“ Bombay . . . . .	..	..	..	..	..	..	105	..	..	..
“ Burma . . . . .	..	..	..	..	..	..	5	..	..	..
<b>TOTAL</b>	<b>10</b>	<b>2</b>	<b>..</b>	<b>..</b>	<b>..</b>	<b>3,016</b>	<b>250</b>	<b>..</b>	<b>..</b>	<b>..</b>

GENERAL EXPORTS

( 72A )

INDIAN MERCHANDISE

No. 14—continued

ARTICLES, AND COUNTRIES OF FINAL DESTINATION; ALSO SHARE OF EACH PROVINCE	QUANTITY					VALUE				
	1927-28	1928-29	1929-30	1930-31	1931-32	1927-28	1928-29	1929-30	1930-31	1931-32
						₹	₹	₹	₹	₹
<b>Metals and Ores—continued</b>										
<b>Copper—continued</b>										
Wrought—										
Sheets and other manufactures (III. L)—	Cwts.	Cwts.	Cwts.	Cwts.	Cwts.					
United Kingdom . . . . .	1	3	22	12	1	228	400	2,410	1,626	34
Aden and Dependencies . . . . .	80	77	55	38	35	6,768	5,998	5,147	3,375	3,50
Bahrain Islands . . . . .	10	9	11	..	..	880	920	1,070	..	..
Maldives . . . . .	60	38	17	18	31	3,581	2,040	1,058	1,320	1,451
Ceylon . . . . .	2,106	1,395	781	564	485	1,79,149	1,15,374	63,582	51,849	38,24
Straits Settlements (including Labuan) . . . . .	1,095	880	945	378	218	95,802	77,992	78,140	80,372	17,121
Federated Malay States . . . . .	29	..	15	2	20	2,351	..	1,500	150	2,021
Hongkong . . . . .	9	2	2	1	2	1,000	71	140	100	121
Natal . . . . .	18	17	25	25	8	1,616	1,420	3,305	2,880	760
Zanzibar and Pemba . . . . .	30	40	38	21	33	3,100	3,615	3,920	2,075	2,701
Kenya Colony . . . . .	97	47	93	46	23	9,150	5,620	9,038	5,875	2,761
Tanganyika Territory . . . . .	7	16	21	7	8	500	1,365	2,490	535	1,100
Mauritius and Dependencies . . . . .	15	7	1	24	2	1,210	735	180	2,070	105
Other British Possessions . . . . .	2	9	18	7	1	112	823	1,386	625	80
<b>TOTAL BRITISH EMPIRE</b>	<b>3,559</b>	<b>2,535</b>	<b>2,044</b>	<b>1,133</b>	<b>872</b>	<b>3,05,444</b>	<b>2,16,373</b>	<b>1,73,413</b>	<b>1,01,752</b>	<b>70,324</b>
Netherlands . . . . .	..	..	48	..	..	..	..	2,140	..	..
Maskat Territory and Trucial Oman . . . . .	19	39	8	2	4	1,550	2,925	630	120	295
Other Native States in Arabia . . . . .	322	273	127	76	34	34,210	25,740	12,095	5,826	2,655
Iraq . . . . .	106	3	46	38	37	3,596	250	6,178	3,730	12,525
Persia . . . . .	9	119	18	9	2	909	6,332	1,080	600	100
Portuguese East Africa . . . . .	6	28	5	12	10	630	1,870	505	775	1,020
Madagascar . . . . .	..	25	8	..	..	..	1,560	550	..	..
French Somaliland . . . . .	36	2	27	14	..	1,780	300	2,840	1,425	..
Other Foreign Countries . . . . .	18	21	11	13	12	1,443	2,026	1,100	1,300	611
<b>TOTAL FOREIGN COUNTRIES</b>	<b>516</b>	<b>504</b>	<b>293</b>	<b>164</b>	<b>149</b>	<b>44,115</b>	<b>41,503</b>	<b>27,118</b>	<b>13,776</b>	<b>17,206</b>
Share of Bengal . . . . .	2,755	1,919	1,516	773	692	2,32,797	1,57,735	1,20,953	65,261	44,352
“ Bombay . . . . .	1,161	1,010	743	474	330	1,04,381	39,355	73,346	46,694	39,259
“ Madras . . . . .	169	110	73	50	49	12,313	10,240	6,232	4,561	3,369
“ Burma . . . . .	..	..	..	..	..	66	..	..	12	50
<b>TOTAL</b>	<b>4,075</b>	<b>3,039</b>	<b>2,337</b>	<b>1,297</b>	<b>1,021</b>	<b>3,49,562</b>	<b>2,57,581</b>	<b>2,00,531</b>	<b>1,15,528</b>	<b>87,530</b>
<b>Others—</b>										
United Kingdom . . . . .	Cwts.	Cwts.	Cwts.	Cwts.	Cwts.					
Other British Possessions . . . . .	..	..	97	704	6,855	..	..	500	3,300	42,565
<b>TOTAL BRITISH EMPIRE</b>	<b>..</b>	<b>2</b>	<b>102</b>	<b>704</b>	<b>6,855</b>	<b>..</b>	<b>250</b>	<b>795</b>	<b>3,300</b>	<b>42,565</b>
Germany . . . . .	249,700	203,802	245,719	344,122	241,932	52,32,056	40,76,040	49,14,378	60,99,268	26,73,398
Netherlands . . . . .	..	..	20,850	..	..	..	..	4,07,000	..	..
<b>TOTAL FOREIGN COUNTRIES</b>	<b>249,700</b>	<b>203,802</b>	<b>266,069</b>	<b>344,122</b>	<b>241,932</b>	<b>52,32,056</b>	<b>40,76,040</b>	<b>53,21,378</b>	<b>60,99,268</b>	<b>26,73,398</b>
Share of Bengal . . . . .	..	2	102	764	6,855	..	250	795	3,300	42,565
“ Madras . . . . .	..	..	..	..	..	..	..	..	..	..
“ Burma . . . . .	249,700	203,802	266,069	344,122	241,932	52,32,056	40,76,040	53,21,378	60,99,268	26,73,398
<b>TOTAL</b>	<b>249,700</b>	<b>203,804</b>	<b>266,171</b>	<b>344,886</b>	<b>241,937</b>	<b>52,32,056</b>	<b>40,76,290</b>	<b>53,22,173</b>	<b>61,03,068</b>	<b>27,16,463</b>
<b>Total Copper (excluding Ore)</b>	<b>Cwts. 253,775</b>	<b>Cwts. 206,343</b>	<b>Cwts. 268,508</b>	<b>Cwts. 346,133</b>	<b>Cwts. 240,258</b>	<b>56,31,613</b>	<b>43,34,171</b>	<b>55,22,704</b>	<b>62,23,590</b>	<b>28,03,993</b>
<b>Ferro Manganese (III. L)—</b>										
United Kingdom . . . . .	Tons 1,500	..	..	..	..	45,000	..	..	..	..
Victoria . . . . .	..	10	..	..	..	..	2,000	..	..	..
Australian Commonwealth (Total) . . . . .	..	10	..	..	..	..	2,000	..	..	..
New Zealand (including Nauru and British Samoa) . . . . .	..	1,386	..	..	..	..	1,44,325	..	..	..
<b>Total British Empire</b>	<b>1,500</b>	<b>1,396</b>	<b>..</b>	<b>..</b>	<b>..</b>	<b>45,000</b>	<b>1,46,325</b>	<b>..</b>	<b>..</b>	<b>..</b>
Belgium . . . . .	1,000	1,500	2,000	..	..	18,000	9,000	12,000	..	..
France . . . . .	1,500	100	1,200	..	..	45,000	6,500	7,200	..	..
Italy . . . . .	..	110	..	..	..	..	18,020	..	..	..
<b>TOTAL FOREIGN COUNTRIES</b>	<b>3,500</b>	<b>1,710</b>	<b>3,200</b>	<b>..</b>	<b>..</b>	<b>63,000</b>	<b>33,520</b>	<b>19,200</b>	<b>..</b>	<b>..</b>
Share of Bengal . . . . .	..	1,500	..	..	..	..	1,64,345	..	..	..
“ Bombay . . . . .	..	1,000	..	..	..	1,68,000	15,500	..	..	..
“ Madras . . . . .	..	..	3,200	..	..	..	..	..	..	..
<b>TOTAL</b>	<b>4,000</b>	<b>3,106</b>	<b>3,200</b>	<b>..</b>	<b>..</b>	<b>1,03,000</b>	<b>1,80,345</b>	<b>19,200</b>	<b>..</b>	<b>..</b>

No. 14—continued

ARTICLES, AND COUNTRIES OF FINAL DESTINATION; ALSO SHARE OF EACH PROVINCE	QUANTITY					VALUE				
	1927-28	1928-29	1929-30	1930-31	1931-32	1927-28	1928-29	1929-30	1930-31	1931-32
<b>Metals and Ores—continued</b>						R	R	R	R	R
<b>Iron or steel— Ore (II. F)—</b>	Tons	Tons	Tons	Tons	Tons	20	..	..	..	..
United Kingdom . . . . .	..	..	101	802	437	5	..	3,080	12,520	3,431
Japan . . . . .	..	..	101	802	437	..	..	3,080	12,520	3,431
Share of Bengal . . . . .	..	..	..	..	..	5	..	..	..	..
" Bombay . . . . .	..	..	..	..	..	20	..	..	..	..
" Burma . . . . .	..	..	..	..	..	..	..	..	..	..
TOTAL . . . . .	..	..	101	802	437	25	..	3,080	12,520	3,431
<b>Pig (III. K)—</b>	Tons	Tons	Tons	Tons	Tons					
United Kingdom . . . . .	21,060	5,522	71,277	98,950	69,088	9,51,223	2,48,301	33,20,747	38,48,148	24,10,809
Ceylon . . . . .	475	574	184	114	107	22,726	28,177	8,278	4,423	3,747
Straits Settlements (including Labuan) . . . . .	2,254	821	1,261	925	294	56,433	36,957	50,764	35,527	10,276
Federated Malay States . . . . .	717	408	583	172	111	32,254	18,365	23,961	6,218	8,371
Hongkong . . . . .	650	1,106	1,309	2,184	2,268	29,250	49,811	58,881	80,122	79,334
Canada, Vtd Pacific Coast . . . . .	..	..	..	..	150	..	..	..	..	5,250
Natal . . . . .	..	..	603	500	152	..	..	28,167	22,020	5,350
New Zealand (including Nauru and British Samoa) . . . . .	1,758	..	..	..	..	77,602	..	..	..	..
TOTAL BRITISH EMPIRE . . . . .	26,912	8,431	75,167	102,793	72,170	11,69,488	3,81,611	34,96,793	39,96,458	25,18,487
Norway . . . . .	356	212	463	363	90	16,039	9,142	21,849	18,379	8,153
Sweden . . . . .	3,907	3,493	3,280	4,881	1,383	1,75,932	1,56,654	1,50,884	1,89,088	48,550
Denmark . . . . .	56	..	..	..	26	2,538	..	..	..	893
Germany . . . . .	12,227	5,733	14,723	11,032	13,022	5,50,157	2,57,989	6,72,956	4,27,716	4,54,342
Netherlands . . . . .	..	..	136	664	2,306	..	..	6,347	22,305	98,150
Belgium . . . . .	1,653	1,756	4,354	13,626	3,302	74,762	87,826	1,96,261	4,87,544	1,15,535
France . . . . .	..	..	..	1,099	..	..	..	..	24,189	..
Spain . . . . .	..	99	..	..	..	..	4,470	..	..	..
Italy . . . . .	2,958	3,533	11,779	8,194	3,019	1,33,931	1,66,984	5,55,100	3,32,561	1,04,513
Bugaria . . . . .	..	..	..	101	..	..	..	..	4,568	..
Roumania . . . . .	..	..	..	101	..	..	..	..	4,546	..
Java . . . . .	193	143	11	29	62	8,697	6,007	488	1,041	2,171
Iraq . . . . .	..	5	5	15	..	..	370	375	1,125	..
Siam . . . . .	150	100	..	503	..	6,650	4,500	..	17,614	..
Indo-China (including Cochin China, Cambodia, Annam, Tonkin and French leased territories in China) China (exclusive of Hongkong and Macao) . . . . .	..	..	..	..	1010	..	..	..	..	35,340
Japan . . . . .	3,359	18,530	11,753	17,527	12,742	1,96,115	6,13,011	5,49,071	6,88,727	4,51,245
Japan . . . . .	270,956	353,581	349,512	160,584	188,106	1,23,54,921	1,68,20,011	1,58,68,071	64,11,426	65,75,921
Egypt . . . . .	329	1,275	449	331	621	37,349	57,372	20,202	32,329	21,769
Portuguese East Africa . . . . .	51	50	52	50	..	2,550	2,500	2,340	1,750	..
United States of America— Vtd Atlantic Coast . . . . .	52,243	40,599	63,319	99,469	44,520	23,49,310	18,27,184	30,97,740	37,30,426	15,60,108
" Pacific " . . . . .	12,821	11,942	17,240	8,702	6,450	5,72,877	5,36,915	7,76,648	3,54,246	2,25,627
Mexico . . . . .	..	99	505	..	..	..	4,457	22,946	..	..
Uruguay . . . . .	..	..	29	39	..	..	..	3,966	1,758	..
Argentine Republic (including the Atlantic Coast of Patagonia) . . . . .	3,742	3,766	3,399	7,125	910	1,36,436	1,37,843	4,06,781	2,90,554	31,874
Chile (including the Pacific Coast of Patagonia) . . . . .	526	343	1,560	1,154	346	23,602	15,473	70,287	44,968	12,116
Paru . . . . .	..	..	62	22	20	..	..	2,793	763	700
Hawaii . . . . .	305	201	315	202	253	13,720	9,056	23,141	9,098	8,370
Other Foreign Countries . . . . .	..	5	..	27	..	..	..	..	1,058	..
TOTAL FOREIGN COUNTRIES . . . . .	366,337	440,515	493,646	336,340	278,683	1,67,05,846	2,07,67,664	2,24,43,105	1,30,48,772	97,51,887
Share of Bengal . . . . .	393,209	443,717	563,733	439,120	359,368	1,78,72,024	2,11,31,394	2,59,36,144	1,70,39,105	1,22,69,374
" Bombay . . . . .	..	5	40	15	..	..	370	3,375	1,125	..
" Madras . . . . .	40	224	..	..	..	3,110	17,511	..	..	..
" Burma . . . . .	..	..	40	..	..	..	..	969	..	..
TOTAL . . . . .	393,249	443,946	563,813	439,135	359,368	1,78,75,134	2,11,40,275	2,59,39,988	1,70,40,230	1,22,69,374
<b>Manufactures—</b>	Tons	Tons	Tons	Tons	Tons					
<b>Anchors and cables (III. K)—</b>										
Aden and Dependencies . . . . .	5	5	4	1	3	2,239	2,212	957	460	1,570
Bahrain Island . . . . .	3	6	..	1	..	1,195	965	76	245	..
Ceylon . . . . .	4	2	2	5	6	1,360	650	719	2,390	1,200
Fanzibar and Pemba . . . . .	3	3	4	4	5	2,295	990	1,285	1,395	1,360
Kenya Colony . . . . .	3	2	2	3	1	1,297	550	860	310	170
Other British Possessions . . . . .	1	4	..	..	1	740	1,570	335	220	765
TOTAL BRITISH EMPIRE . . . . .	24	22	12	14	16	9,126	6,037	4,231	5,550	5,565

GENERAL EXPORTS

( 726 )

INDIAN MERCHANDISE

No. 14—continued

ARTICLES, AND COUNTRIES OF FINAL DESTINATION; ALSO SHARE OF EACH PROVINCE	QUANTITY					VALUE				
	1927-28	1928-29	1929-30	1930-31	1931-32	1927-28	1928-29	1929-30	1930-31	1931-32
	Tons	Tons	Tons	Tons	Tons	R	R	R	R	R
<b>Metals and Ores—continued</b>										
<b>Iron or steel—continued</b>										
<b>Manufactures—continued</b>										
<b>Anchor and cables (III. K)—continued</b>										
Maskat Territory and Trucial Oman . . . . .	12	11	5	1	5	4,609	4,607	3,053	830	1,524
Other Native States in Arabia . . . . .	7	4	2	4	2	4,426	1,977	645	1,511	666
Portuguese East Africa . . . . .	4	5	9	4	2	955	1,280	1,815	675	674
Japan . . . . .	..	..	..	..	98	..	..	..	..	3,920
Italian East Africa (Somaliland and Eritrea) . . . . .	3	10	..	1	1	1,105	2,985	275	210	300
Other Foreign Countries . . . . .	1	1	..	1	..	480	540	189	248	..
<b>TOTAL FOREIGN COUNTRIES</b>	<b>27</b>	<b>31</b>	<b>16</b>	<b>11</b>	<b>103</b>	<b>11,575</b>	<b>11,289</b>	<b>5,977</b>	<b>3,475</b>	<b>7,054</b>
<b>Share of Bengal . . . . .</b>	<b>5</b>	<b>4</b>	<b>1</b>	<b>5</b>	<b>106</b>	<b>1,720</b>	<b>1,450</b>	<b>450</b>	<b>2,390</b>	<b>5,885</b>
" <i>Bombay</i> . . . . .	44	48	27	17	19	17,908	16,330	9,328	5,796	6,487
" <i>Sind</i> . . . . .	2	1	..	3	..	1,073	440	370	809	277
" <i>Burma</i> . . . . .	..	..	..	..	..	..	..	60	..	..
<b>TOTAL</b>	<b>51</b>	<b>58</b>	<b>28</b>	<b>25</b>	<b>124</b>	<b>20,701</b>	<b>18,226</b>	<b>10,208</b>	<b>8,995</b>	<b>12,649</b>
<b>Angle, bolt and rod (III. K)—</b>	<b>Tons</b>	<b>Tons</b>	<b>Tons</b>	<b>Tons</b>	<b>Tons</b>					
<b>TOTAL BRITISH EMPIRE</b>	<b>2</b>	<b>..</b>	<b>3</b>	<b>1</b>	<b>..</b>	<b>937</b>	<b>890</b>	<b>1,137</b>	<b>433</b>	<b>352</b>
Persia . . . . .	..	..	4	..	..	..	..	2,329	70	..
Other Foreign Countries . . . . .	..	4	..	2	..	..	935	..	450	127
<b>TOTAL FOREIGN COUNTRIES</b>	<b>..</b>	<b>4</b>	<b>4</b>	<b>2</b>	<b>..</b>	<b>..</b>	<b>935</b>	<b>2,329</b>	<b>520</b>	<b>127</b>
<b>Share of Bengal . . . . .</b>	<b>..</b>	<b>..</b>	<b>..</b>	<b>..</b>	<b>..</b>	<b>177</b>	<b>..</b>	<b>..</b>	<b>..</b>	<b>21</b>
" <i>Bombay</i> . . . . .	2	4	5	3	..	760	1,305	3,480	658	481
" <i>Madras</i> . . . . .	..	..	..	..	..	..	..	..	45	..
" <i>Burma</i> . . . . .	..	..	2	..	..	..	20	500	..	37
<b>TOTAL</b>	<b>2</b>	<b>4</b>	<b>7</b>	<b>3</b>	<b>..</b>	<b>937</b>	<b>1,325</b>	<b>3,966</b>	<b>1,003</b>	<b>479</b>
<b>Bars and channel (III. K)—</b>	<b>Tons</b>	<b>Tons</b>	<b>Tons</b>	<b>Tons</b>	<b>Tons</b>					
<b>United Kingdom . . . . .</b>	<b>..</b>	<b>..</b>	<b>..</b>	<b>..</b>	<b>9,317</b>	<b>..</b>	<b>30</b>	<b>..</b>	<b>..</b>	<b>4,90,742</b>
Aden and Dependencies . . . . .	..	..	19	4	3	..	..	2,337	550	670
Bahrain Islands . . . . .	..	4	..	..	..	90	1,020	..	..	..
Zanzibar and Pemba . . . . .	1	4	..	..	..	455	1,955	60	40	25
Kenya Colony . . . . .	3	1	1	1	2	1,790	465	150	175	520
Seychelles . . . . .	..	3	4	..	..	75	1,830	1,630	180	25
Other British Possessions . . . . .	6	1	3	1	..	1,185	250	660	540	60
<b>TOTAL BRITISH EMPIRE</b>	<b>10</b>	<b>13</b>	<b>27</b>	<b>6</b>	<b>9,322</b>	<b>3,545</b>	<b>5,550</b>	<b>4,837</b>	<b>1,485</b>	<b>4,92,042</b>
Japan . . . . .	..	..	..	..	98	..	..	..	..	1,760
Maskat Territory and Trucial Oman . . . . .	5	3	4	1	1	1,489	995	1,673	815	665
Other Native States in Arabia . . . . .	7	..	3	..	..	2,043	120	610	..	..
Iraq . . . . .	..	..	72	..	1	..	..	12,332	..	200
Persia . . . . .	21	20	17	16	1	5,117	3,991	3,597	3,962	232
Other Foreign Countries . . . . .	1	1	1	2	1	181	200	200	175	250
<b>TOTAL FOREIGN COUNTRIES</b>	<b>34</b>	<b>24</b>	<b>97</b>	<b>19</b>	<b>97</b>	<b>3,880</b>	<b>5,306</b>	<b>18,418</b>	<b>4,952</b>	<b>3,107</b>
<b>Share of Bengal . . . . .</b>	<b>4</b>	<b>..</b>	<b>..</b>	<b>..</b>	<b>9,410</b>	<b>550</b>	<b>10</b>	<b>..</b>	<b>..</b>	<b>4,92,502</b>
" <i>Bombay</i> . . . . .	40	37	184	25	9	11,825	10,340	23,275	6,437	2,647
" <i>Burma</i> . . . . .	..	..	..	..	..	..	..	30	..	..
<b>TOTAL</b>	<b>44</b>	<b>37</b>	<b>124</b>	<b>25</b>	<b>9,410</b>	<b>12,375</b>	<b>10,356</b>	<b>23,805</b>	<b>6,437</b>	<b>4,95,140</b>



No. 14—continued

ARTICLES, AND COUNTRIES OF FINAL DESTINATION; ALSO SHARE OF EACH PROVINCE	QUANTITY					VALUE				
	1927-28	1928-29	1929-30	1930-31	1931-32	1927-28	1928-29	1929-30	1930-31	1931-32
	Tons	Tons	Tons	Tons	Tons	R	R	R	Rs	R
<b>Metals and Ores—continued</b>										
<b>Iron or Steel—continued</b>										
<b>Manufactures—continued</b>										
Hoops and strips (III, K)—										
United Kingdom . . . . .	..	..	12	2	20	..	..	6,819	190	1,640
Other British Possessions . . . . .	..	..	..	..	..	65	20	30	..	40
<b>TOTAL BRITISH EMPIRE</b>	..	..	12	2	20	65	20	6,849	190	1,680
Iraq . . . . .	..	..	5	..	..	..	20	2,000	..	..
Other Foreign Countries . . . . .	..	..	..	1	1	120	..	85	155	400
<b>TOTAL FOREIGN COUNTRIES</b>	..	..	5	1	1	120	20	2,085	195	400
Share of Bengal . . . . .	..	..	12	3	26	..	..	6,829	355	1,700
" Bombay . . . . .	..	..	5	..	..	65	40	2,055	..	240
" Burma . . . . .	..	..	..	..	1	120	..	..	30	140
<b>TOTAL</b>	..	..	17	3	27	185	40	8,884	385	2,080
<b>Nails, screws, rivets, and washers (III, K)—</b>										
Aden and Dependancies . . . . .	11	21	2	2	4	4,480	9,085	701	825	1,730
Bahrain Islands . . . . .	8	10	8	2	1	3,775	3,682	2,225	863	640
Ceylon . . . . .	1	..	1	..	3	1,091	543	600	403	749
Zanzibar and Pemba . . . . .	17	15	12	11	11	3,995	7,525	5,340	4,130	3,955
Kenya Colony . . . . .	11	6	2	8	5	4,504	3,280	1,365	2,615	1,505
Tanganyika Territory . . . . .	7	3	2	3	5	2,290	1,300	780	680	897
Other British Possessions . . . . .	..	..	2	..	..	200	350	695	305	130
<b>TOTAL BRITISH EMPIRE</b>	55	55	29	20	29	25,345	26,615	11,766	9,336	9,806
Syria . . . . .	..	..	14	..	..	..	..	6,298	..	..
Mascat Territory and Trucial Oman . . . . .	64	46	31	23	35	27,572	18,195	15,702	8,863	9,602
Other Native States in Arabia . . . . .	13	10	12	14	2	7,333	6,180	6,204	4,550	421
Persia . . . . .	15	13	13	5	2	6,751	7,975	4,718	1,610	670
Portuguese East Africa . . . . .	4	5	13	..	..	1,745	2,860	5,024	735	20
Italian East Africa (Somal- land and Eritrea) . . . . .	2	3	6	3	4	450	2,080	2,550	1,265	1,053
Other Foreign Countries . . . . .	..	1	..	2	1	..	575	20	550	422
<b>TOTAL FOREIGN COUNTRIES</b>	98	78	89	53	44	43,851	37,845	40,511	17,823	12,183
Share of Bengal . . . . .	..	..	..	1	..	..	375	..	360	..
" Bombay . . . . .	160	132	117	72	70	67,429	62,959	51,218	25,520	20,333
" Sind . . . . .	3	1	1	5	3	1,419	1,126	980	523	335
" Madras . . . . .	..	..	..	..	..	343	..	70	..	..
" Burma . . . . .	..	..	..	..	..	..	..	..	..	26
<b>TOTAL</b>	168	183	118	78	73	69,196	64,460	52,277	27,009	21,794
<b>Old, for re-manufacture (II, D)—</b>										
United Kingdom . . . . .	..	..	44	..	..	..	..	11,770	..	..
Other British Possessions . . . . .	6	104	1	3	..	400	3,133	343	350	..
<b>TOTAL BRITISH EMPIRE</b>	6	104	45	3	..	400	3,133	12,113	350	..

GENERAL EXPORTS

INDIAN MERCHANDISE

( 728 )

No. 14—continued

ARTICLES, AND COUNTRIES OF FINAL DESTINATION; ALSO SHARE OF EACH PROVINCE	QUANTITY					VALUE				
	1927-28	1928-29	1929-30	1930-31	1931-32	1927-28	1928-29	1929-30	1930-31	1931-32
	Tons	Tons	Tons	Tons	Tons	R	R	R	R	R
<b>Metals and Ores—continued</b>										
<b>Iron or Steel—continued</b>										
<b>Manufactures—continued</b>										
<b>Old, for remanufacture (II. D)—continued</b>										
Latvia . . . . .	..	..	146	..	..	..	..	6,524	..	..
Germany . . . . .	500	188	258	..	..	14,993	99,078	1,01,970	..	..
Netherlands . . . . .	80	10	..	..	..	1,779	593	..	..	..
Belgium . . . . .	168	2	159	91	285	6,756	100	5,834	1,218	8,624
Italy . . . . .	11,207	7,386	7,365	2,734	1,689	5,57,787	2,12,148	2,80,268	99,492	40,018
Japan . . . . .	47,205	70,310	69,568	50,874	85,616	14,89,486	18,91,195	21,87,206	15,41,284	17,87,045
Other Foreign Countries . . . . .	..	10	1	..	..	..	800	204	..	..
<b>TOTAL FOREIGN COUNTRIES</b>	<b>59,110</b>	<b>77,906</b>	<b>77,492</b>	<b>58,199</b>	<b>87,570</b>	<b>26,70,701</b>	<b>22,08,414</b>	<b>25,82,006</b>	<b>16,41,934</b>	<b>18,30,687</b>
<b>Share of Bengal . . . . .</b>	<b>53,684</b>	<b>66,825</b>	<b>72,159</b>	<b>53,129</b>	<b>85,784</b>	<b>19,64,453</b>	<b>19,70,033</b>	<b>22,87,809</b>	<b>16,40,234</b>	<b>18,12,085</b>
" Bombay . . . . .	156	134	777	53	..	6,675	4,810	33,894	1,850	..
" Madras . . . . .	2,386	10,714	3,350	..	..	46,173	2,24,423	94,503	..	..
" Burma . . . . .	2,450	337	1,251	20	1,786	53,800	7,276	22,113	200	18,602
<b>TOTAL</b>	<b>59,110</b>	<b>78,019</b>	<b>77,537</b>	<b>58,202</b>	<b>87,570</b>	<b>20,71,101</b>	<b>22,06,547</b>	<b>25,44,119</b>	<b>16,42,284</b>	<b>18,30,687</b>
<b>Pipes and fittings, cast (III. K)—</b>										
Aden and Dependencies . . . . .	1	2	..	..	6	900	2,470	..	..	700
Ceylon . . . . .	..	3	3	8	2	..	1,000	450	2,232	352
Straits Settlements (including Labuan) . . . . .	20	34	125	2,032	798	3,965	7,790	15,143	2,13,580	84,228
Federated Malay States . . . . .	..	10	..	..	..	..	1,942	50	..	..
Other British Possessions . . . . .	2	..	2	3	1	725	660	680	783	235
<b>TOTAL BRITISH EMPIRE</b>	<b>23</b>	<b>49</b>	<b>130</b>	<b>2,043</b>	<b>807</b>	<b>5,590</b>	<b>13,862</b>	<b>16,323</b>	<b>2,16,601</b>	<b>85,515</b>
Persia . . . . .	..	2	..	4	..	..	455	..	1,020	..
Native States in Arabia other than Maskat Territory and Trucial Oman . . . . .	..	2	..	..	..	..	1,880	70	60	..
Other Foreign Countries . . . . .	2	1	1	1	..	1,225	225	501	165	175
<b>TOTAL FOREIGN COUNTRIES</b>	<b>2</b>	<b>5</b>	<b>1</b>	<b>5</b>	<b>..</b>	<b>1,225</b>	<b>2,590</b>	<b>571</b>	<b>1,245</b>	<b>175</b>
<b>Share of Bengal . . . . .</b>	<b>20</b>	<b>47</b>	<b>128</b>	<b>2,037</b>	<b>806</b>	<b>3,965</b>	<b>10,732</b>	<b>16,643</b>	<b>2,14,643</b>	<b>86,280</b>
" Bombay . . . . .	5	7	3	10	1	2,575	5,690	1,261	3,123	410
" Madras . . . . .	..	..	..	1	..	..	..	..	175	..
" Burma . . . . .	..	..	..	..	..	275	..	..	..	..
<b>TOTAL</b>	<b>25</b>	<b>54</b>	<b>131</b>	<b>2,048</b>	<b>807</b>	<b>6,815</b>	<b>16,422</b>	<b>16,894</b>	<b>2,17,946</b>	<b>85,690</b>
<b>Sheets and plates (including galvanised and tinned plates) (III. K)—</b>										
Maldives . . . . .	3	1	1	..	..	1,000	600	800	..	..
Seychelles . . . . .	1	2	4	1	1	600	1,020	1,015	400	180
Other British Possessions . . . . .	3	2	3	..	..	1,216	425	880	321	125
<b>TOTAL BRITISH EMPIRE</b>	<b>7</b>	<b>5</b>	<b>8</b>	<b>1</b>	<b>1</b>	<b>2,816</b>	<b>2,045</b>	<b>2,195</b>	<b>721</b>	<b>305</b>
Japan . . . . .	..	..	78	..	..	78	..	1,555	..	..
Other Foreign Countries . . . . .	6	19	8	2	..	1,665	2,285	2,182	840	..
<b>TOTAL FOREIGN COUNTRIES</b>	<b>6</b>	<b>19</b>	<b>86</b>	<b>2</b>	<b>..</b>	<b>1,741</b>	<b>2,285</b>	<b>3,737</b>	<b>840</b>	<b>..</b>
<b>Share of Bengal . . . . .</b>	<b>6</b>	<b>1</b>	<b>4</b>	<b>..</b>	<b>..</b>	<b>1,695</b>	<b>600</b>	<b>1,100</b>	<b>..</b>	<b>65</b>
" Bombay . . . . .	7	8	12	3	1	2,431	2,900	3,273	1,661	240
" Madras . . . . .	1	15	..	..	..	350	830	..	..	..
" Burma . . . . .	..	..	73	..	..	81	..	1,560	..	..
<b>TOTAL</b>	<b>13</b>	<b>21</b>	<b>94</b>	<b>3</b>	<b>1</b>	<b>4,557</b>	<b>4,830</b>	<b>5,982</b>	<b>1,561</b>	<b>305</b>
<b>Tubes, Pipes and Fittings, wrought (III. K)—</b>										
Straits Settlements (including Labuan) . . . . .	17	19	627	237	137	3,400	4,312	86,660	48,682	17,608
Federated Malay States . . . . .	..	18	34	16	18	..	4,095	5,340	8,014	3,197
Kenya Colony . . . . .	3	..	..	..	..	1,148	..	..	..	..
Ceylon . . . . .	..	..	3	..	16	..	..	269	90	1,853
Other British Possessions . . . . .	1	1	..	..	..	422	450	75	..	..
<b>TOTAL BRITISH EMPIRE</b>	<b>21</b>	<b>38</b>	<b>664</b>	<b>308</b>	<b>171</b>	<b>4,970</b>	<b>8,857</b>	<b>92,344</b>	<b>51,786</b>	<b>22,658</b>
Iraq . . . . .	..	5	..	..	..	..	2,088	..	..	..
Other Foreign Countries . . . . .	..	..	..	..	..	140	65	25	57	10
<b>TOTAL FOREIGN COUNTRIES</b>	<b>..</b>	<b>5</b>	<b>..</b>	<b>..</b>	<b>..</b>	<b>140</b>	<b>2,153</b>	<b>25</b>	<b>57</b>	<b>10</b>
<b>Share of Bengal . . . . .</b>	<b>17</b>	<b>37</b>	<b>664</b>	<b>303</b>	<b>171</b>	<b>3,400</b>	<b>8,407</b>	<b>92,219</b>	<b>51,786</b>	<b>22,658</b>
" Bombay . . . . .	4	6	..	..	..	1,710	2,603	150	57	..
" Madras . . . . .	..	..	..	..	..	..	..	..	..	100
<b>TOTAL</b>	<b>21</b>	<b>43</b>	<b>664</b>	<b>303</b>	<b>171</b>	<b>5,110</b>	<b>11,010</b>	<b>92,369</b>	<b>51,843</b>	<b>22,668</b>

No. 14—continued

ARTICLES, AND COUNTRIES OF FINAL DESTINATION; ALSO SHARE OF EACH PROVINCE	QUANTITY					VALUE				
	1927-28	1928-29	1929-30	1930-31	1931-32	1927-28	1928-29	1929-30	1930-31	1931-32
<b>Metals and Ores—continued</b>						R	R	R	R	R
<b>Iron or Steel—continued</b>										
<b>Manufactures—continued</b>										
<b>Other manufactures of Iron or Steel (III. K)—</b>	Tons	Tons	Tons	Tons	Tons					
United Kingdom	1	..	..	1	158	265	145	200	90	12,841
Aden and Dependencies	..	..	..	4	4	..	..	..	1,003	850
Bahrain Islands	..	2	2	3	..	..	600	750	1,685	..
Ceylon	..	2	4	..	1	752	1,358	1,510	108	305
Straits Settlements (including Labuan)	15	3	15	111	19	3,427	1,250	2,330	16,840	3,384
Kenya Colony	8	3	3	7	1	1,298	1,264	2,220	2,448	685
Seychelles	..	..	3	2	..	175	..	1,260	580	..
Other British Possessions	5	2	..	..	2	2,160	815	765	680	550
<b>TOTAL BRITISH EMPIRE</b>	<b>20</b>	<b>12</b>	<b>32</b>	<b>123</b>	<b>185</b>	<b>8,077</b>	<b>5,332</b>	<b>9,044</b>	<b>23,334</b>	<b>18,705</b>
Italy	..	..	..	..	200	..	..	25	..	4,000
Mascat Territory and Trucial Oman	6	5	5	1	1	2,605	1,345	1,121	600	780
Iraq	5	..	1	..	..	1,165	266	723	..	..
Persia	..	8	111	3	..	130	3,306	3,215	650	..
Siam	..	..	..	..	..	..	..	28	1,015	..
Japan	231	407	..	231	3,751	9,050	8,637	..	6,422	1,61,477
Other Foreign Countries	1	5	3	..	..	569	1,509	1,614	245	41
<b>TOTAL FOREIGN COUNTRIES</b>	<b>243</b>	<b>425</b>	<b>120</b>	<b>235</b>	<b>3,952</b>	<b>13,519</b>	<b>15,063</b>	<b>6,721</b>	<b>8,992</b>	<b>1,66,208</b>
<b>Share of Bengal</b>	<b>12</b>	<b>7</b>	<b>19</b>	<b>343</b>	<b>4,129</b>	<b>2,319</b>	<b>1,579</b>	<b>3,493</b>	<b>24,427</b>	<b>1,32,033</b>
" Bombay	24	19	25	30	8	7,323	3,206	9,063	7,859	2,915
" Sind	..	..	..	..	..	100	..	..	..	..
" Madras	..	..	..	..	..	32	260	674	..	..
" Burma	236	411	103	..	..	11,272	10,350	2,635	40	..
<b>TOTAL</b>	<b>272</b>	<b>487</b>	<b>153</b>	<b>363</b>	<b>4,137</b>	<b>21,596</b>	<b>20,395</b>	<b>15,765</b>	<b>32,326</b>	<b>1,35,003</b>
<b>Iron or Steel (excluding ore)—</b>	Tons	Tons	Tons	Tons	Tons					
United Kingdom	21,082	5,522	71,335	95,953	73,589	9,52,093	2,48,676	33,40,516	33,45,691	29,15,852
Aden and Dependencies	18	30	25	11	20	7,934	15,247	4,225	2,838	5,560
Bahrain Islands	12	22	10	6	1	5,523	6,237	3,050	2,293	700
Maldives	5	3	1	..	1	2,552	1,735	300	..	765
Ceylon	485	685	201	133	135	26,754	35,081	12,630	10,266	8,662
Straits Settlements (including Labuan)	2,312	377	2,030	3,355	1,243	67,670	50,309	1,61,397	3,14,635	1,15,562
Federated Malay States	717	436	567	133	129	32,254	24,402	29,351	9,232	7,118
Hongkong	650	1,106	1,309	2,134	2,268	29,250	49,871	59,381	80,122	79,384
Natal	..	..	603	500	152	..	45	23,227	22,120	5,350
Zanzibar and Pemba	32	24	16	16	18	13,330	11,480	6,305	6,415	6,280
Kenya Colony	49	12	18	21	10	10,762	5,334	4,595	6,623	3,115
Tanganyika Territory	10	6	5	3	5	3,220	2,265	2,020	1,206	982
Seychelles	1	6	14	7	1	915	3,190	5,077	1,373	335
New Zealand (including Niuru and British Samoa)	1,756	..	..	..	..	77,802	..	..	..	..
Canada, via Pacific Coast	..	..	..	..	150	..	..	..	..	5,250
Other British Possessions	..	..	..	..	..	..	..	73	..	..
<b>TOTAL BRITISH EMPIRE</b>	<b>27,089</b>	<b>8,729</b>	<b>76,129</b>	<b>105,322</b>	<b>82,727</b>	<b>12,30,359</b>	<b>4,54,352</b>	<b>36,57,632</b>	<b>43,06,314</b>	<b>31,54,915</b>

GENERAL EXPORTS

INDIAN MERCHANDISE

( 730 )

No. 14—continued

ARTICLES, AND COUNTRIES OF FINAL DESTINATION; ALSO SHARE OF EACH PROVINCE	QUANTITY					VALUE				
	1927-28	1928-29	1929-30	1930-31	1931-32	1927-28	1928-29	1929-30	1930-31	1931-32
	Tons	Tons	Tons	Tons	Tons	₹	₹	₹	₹	₹
<b>Metals and Ores—continued</b>										
<b>Iron or Steel—concluded</b>										
<b>Manufactures—concluded</b>										
<b>Total Iron or Steel (excluding ores)—continued</b>			146					6,524		
Latvia . . . . .										
Sweden . . . . .	3,007	3,493	3,280	4,881	1,383	1,75,932	1,56,654	1,50,884	1,80,083	48,55
Norway . . . . .	356	312	463	363	90	16,039	9,142	21,849	13,379	3,161
Denmark . . . . .	56				20	2,538				80
Germany . . . . .	12,727	5,921	14,976	11,032	13,022	5,65,150	3,67,067	7,74,936	4,27,716	4,54,841
Netherlands . . . . .	30	10	186	664	2,306	1,779	593	6,347	22,305	98,151
Belgium . . . . .	1,827	1,773	4,513	13,717	3,567	81,732	88,759	2,02,140	4,38,762	1,19,151
France . . . . .				1,099					24,189	
Spain . . . . .		99					4,470			
Italy . . . . .	14,165	10,969	19,144	10,923	4,008	6,91,668	3,79,132	6,35,393	4,31,993	1,48,586
Bulgaria . . . . .				101					4,566	
Roumania . . . . .				101					4,546	
Syria . . . . .			14					6,293		
Mascat Territory and Trucial Oman . . . . .	87	67	47	32	43	36,550	25,997	23,009	11,449	12,771
Other Native States in Arabia	27	16	18	13	4	14,337	10,277	7,763	6,301	1,087
Iraq . . . . .	5	18	87	13	1	1,351	4,944	16,302	1,790	541
Persia . . . . .	40	44	149	30	3	13,538	16,332	15,569	8,172	1,102
Java . . . . .	103	143	11	30	62	9,297	6,032	488	1,341	2,171
Sumatra . . . . .	150	102		503		6,650	5,020	23	18,629	63
China (excluding Hongkong and Macao)	3,359	13,540	11,753	17,527	12,742	1,96,360	6,13,311	5,40,071	6,88,727	4,51,245
Indo-China (including Cochin China, Cambodia, Annam, Tonkin and French leased territories in China)					1,010					35,340
Japan . . . . .	318,392	424,293	419,153	211,139	277,664	1,38,53,433	1,37,19,343	1,30,01,332	79,59,132	85,30,123
Egypt . . . . .	829	1,277	449	331	621	37,349	57,316	20,202	32,320	21,779
Portuguese East Africa . . . . .	59	60	77	56	2	5,290	6,500	9,704	3,435	714
Italian East Africa (Somaliland and Eritrea) . . . . .	9	14	6	4	6	2,230	5,520	2,905	1,490	1,603
<b>United States of America—</b>										
<b>  Vid Atlantic Coast . . . . .</b>	52,243	40,599	68,819	99,469	44,520	23,49,310	18,27,134	30,97,740	37,30,426	15,60,149
" Pacific " . . . . .	12,321	11,042	17,240	8,702	6,450	5,72,377	5,36,315	7,76,648	3,54,240	2,25,627
Mexico . . . . .		99	505				4,457	22,943		
Uruguay . . . . .			29	30				3,960	1,758	
Argentine Republic (including the Atlantic Coast of Patagonia) . . . . .	3,742	3,766	3,399	7,123	910	1,36,436	1,37,343	4,06,731	2,90,554	31,374
Chile (including the Pacific Coast of Patagonia) . . . . .	526	343	1,560	1,154	346	23,662	15,473	70,337	44,968	12,116
Peru . . . . .			62	22	20			2,793	763	700
Hawaii . . . . .	305	201	515	202	253	13,720	9,056	23,141	9,098	8,370
Other Foreign Countries . . . . .		1		29	1	70	160	63	1,453	300
<b>TOTAL FOREIGN COUNTRIES</b>	<b>425,857</b>	<b>519,012</b>	<b>571,556</b>	<b>339,366</b>	<b>370,460</b>	<b>1,38,57,343</b>	<b>2,30,48,534</b>	<b>2,50,56,025</b>	<b>1,47,23,305</b>	<b>1,17,71,463</b>
<b>Share of Bengal . . . . .</b>	<b>446,306</b>	<b>515,633</b>	<b>641,720</b>	<b>494,941</b>	<b>4,51,239</b>	<b>1,98,50,303</b>	<b>2,31,21,530</b>	<b>2,34,43,637</b>	<b>1,39,73,300</b>	<b>1,48,72,068</b>
" Bombay . . . . .	432	400	1,135	213	103	1,13,701	1,16,059	1,39,647	54,597	34,243
" Sind . . . . .	5	2	1	3	3	2,592	1,572	1,359	1,632	1,162
" Madras . . . . .	2,927	10,953	3,350	1		60,663	2,43,029	95,147	220	100
" Burma . . . . .	2,686	743	1,479	20	1,737	65,543	17,046	33,567	370	13,305
<b>TOTAL</b>	<b>452,946</b>	<b>527,741</b>	<b>647,685</b>	<b>495,138</b>	<b>453,187</b>	<b>2,00,87,707</b>	<b>2,35,02,336</b>	<b>2,37,13,707</b>	<b>1,90,29,919</b>	<b>1,49,26,373</b>
<b>Lead—</b>										
<b>Fig (M.L.)—</b>	<b>Cwts.</b>	<b>Cwts.</b>	<b>Cwts.</b>	<b>Cwts.</b>	<b>Cwts.</b>					
United Kingdom . . . . .	472,013	753,487	920,773	1,144,745	732,659	79,85,113	1,13,12,743	1,54,43,603	1,65,70,499	1,04,19,313
Ceylon . . . . .	74,005	58,094	65,903	57,153	43,996	13,17,136	8,58,800	11,09,922	3,91,116	5,37,349
Straits Settlements (including Labuan) . . . . .	1,979	2,499	3,340	4,393	2,920	34,933	33,047	64,753	74,107	33,629
Federated Malay States . . . . .			60		80			900		1,064
Hongkong . . . . .	39,221	24,336	6,697	13,033	22,793	6,71,340	3,71,201	1,09,359	1,37,333	2,33,330
<b>TOTAL BRITISH EMPIRE</b>	<b>537,218</b>	<b>841,966</b>	<b>997,233</b>	<b>1,219,379</b>	<b>852,448</b>	<b>1,00,09,077</b>	<b>1,25,80,356</b>	<b>1,67,33,130</b>	<b>1,77,23,049</b>	<b>1,13,45,635</b>

ARTICLES, AND COUNTRIES OF FINAL DESTINATION; ALSO SHARE OF EACH PROVINCE	QUANTITY					VALUE				
	1927-28	1928-29	1929-30	1930-31	1931-32	1927-28	1928-29	1929-30	1930-31	1931-32
						₹	₹	₹	₹	₹
<b>Iron and Ores—continued</b>										
<b>Lead—continued</b>										
<b>Pig (III. L)—continued</b>										
Germany	Cwts. 835,100	Cwts. 338,000	Cwts. 201,004	Cwts. 59,602	Cwts. 52,001	66,60,708	50,45,075	33,07,610	8,16,980	6,00,000
Netherlands	..	85,001	20,003	..	..	..	4,00,007	3,40,031	..	..
Belgium	197,016	156,997	122,000	27,999	32,008	31,90,967	23,84,952	20,67,953	4,20,900	4,55,037
Italy	..	..	..	40,002	06,001	..	..	..	6,78,424	8,79,124
Persia	..	97	66	..	..	..	1,242	792	..	..
Sumatra	..	..	..	..	184	..	..	..	..	1,748
Java	360	..	299	519	108	7,199	..	5,237	9,572	12,589
Slam	..	..	..	200	..	..	..	..	2,908	..
Philippine Islands and Guam	200	..	..	..	..	4,005	..	..	..	..
China (exclusive of Hongkong and Macao)	3,598	..	10,927	10,994	6,000	67,760	..	1,79,280	1,50,912	88,989
Japan	82,099	71,677	104,256	180,968	128,850	16,14,963	10,85,045	17,88,238	18,78,740	38,60,366
Other Foreign Countries	35	10	5	..	..	775	200	125	..	..
<b>TOTAL FOREIGN COUNTRIES</b>	<b>669,868</b>	<b>601,788</b>	<b>458,560</b>	<b>279,079</b>	<b>442,182</b>	<b>1,14,55,377</b>	<b>89,56,521</b>	<b>77,19,200</b>	<b>39,65,566</b>	<b>59,82,762</b>
Share of Bengal	..	..	..	3,940	..	..	..	..	80,688	..
" Bombay	5	107	71	..	..	100	1,442	917	..	..
" Madras	2	..	..	..	..	110	..	..	..	..
" Burma	1,250,679	1,443,647	1,455,772	1,495,618	1,294,630	2,14,64,244	2,15,35,935	2,44,51,479	2,16,07,919	1,73,28,447
<b>TOTAL</b>	<b>1,250,586</b>	<b>1,443,754</b>	<b>1,455,848</b>	<b>1,498,558</b>	<b>1,294,630</b>	<b>2,14,64,454</b>	<b>2,15,37,377</b>	<b>2,44,52,390</b>	<b>2,16,08,615</b>	<b>1,73,28,447</b>
<b>Other sorts (III. L)—</b>										
United Kingdom	Cwts. 707	Cwts. 998	Cwts. 10,700	Cwts. 8,208	Cwts. 8,161	29,991	19,810	81,517	98,475	99,958
Ceylon	11,808	19,654	22,019	11,488	13,271	3,91,233	7,27,958	5,49,901	2,88,108	2,81,444
Other British Possessions	..	3	4	105	5	..	240	350	1,952	130
<b>TOTAL BRITISH EMPIRE</b>	<b>12,510</b>	<b>20,655</b>	<b>32,723</b>	<b>19,751</b>	<b>21,437</b>	<b>4,21,224</b>	<b>7,48,008</b>	<b>5,81,768</b>	<b>3,80,585</b>	<b>3,81,527</b>
Georgia	..	40	..	..	..	..	2,650	..	..	..
Germany	41,903	35,832	65,320	847	..	2,26,938	1,42,563	1,82,713	2,153	..
Belgium	90,900	15,725	30,479	1,845	1,625	4,88,968	66,882	2,68,102	12,310	13,374
Mascat Territory and Trucial Oman	..	43	35	6	..	..	1,400	1,000	120	..
Egypt	..	..	..	..	420	..	..	..	..	2,339
Persia	110	..	..	..	..	3,088	..	..	..	..
Java	1,080	2,376	4,154	2,745	3,198	44,308	81,843	1,22,522	91,206	72,900
United States of America—Vid Atlantic Coast	2,920	..	..	..	..	40,873	..	..	..	..
OTHER FOREIGN COUNTRIES	25	..	20	23	40	500	..	481	458	830
<b>TOTAL FOREIGN COUNTRIES</b>	<b>136,938</b>	<b>54,066</b>	<b>159,008</b>	<b>4,966</b>	<b>5,248</b>	<b>8,05,560</b>	<b>2,95,838</b>	<b>5,74,908</b>	<b>1,00,247</b>	<b>89,443</b>
Share of Bengal	14,831	25,853	28,899	16,360	17,619	4,80,588	3,52,030	6,98,460	3,93,514	3,61,185
" Bombay	35	105	236	93	..	700	2,058	3,330	1,720	..
" Madras	3	..	2	..	..	125	..	100	..	..
" Burma	134,579	48,763	162,594	3,869	9,101	7,45,379	1,89,255	4,54,786	97,548	1,09,785
<b>TOTAL</b>	<b>149,448</b>	<b>74,721</b>	<b>191,731</b>	<b>24,717</b>	<b>26,720</b>	<b>12,26,790</b>	<b>10,48,346</b>	<b>11,56,676</b>	<b>4,92,722</b>	<b>4,70,970</b>
<b>Total Lead</b>	<b>Cwts. 1,400,034</b>	<b>Cwts. 1,518,475</b>	<b>Cwts. 1,647,574</b>	<b>Cwts. 1,523,275</b>	<b>Cwts. 1,321,350</b>	<b>2,26,91,244</b>	<b>2,25,80,728</b>	<b>2,56,09,072</b>	<b>2,21,81,397</b>	<b>1,77,99,417</b>
<b>Anganese Ore (II. F)—</b>										
United Kingdom	Tons 234,223	Tons 166,940	Tons 292,377	Tons 114,010	Tons 53,843	63,19,520	47,60,027	86,64,816	84,22,888	16,06,082
Gibraltar	..	..	1,000	2,000	..	..	..	80,000	48,000	..
Canada—Vid Atlantic Coast	..	4,900	..	3,260	..	..	1,96,000	..	88,020	..
" Pacific	..	..	..	..	100	..	..	..	..	3,000
New South Wales	..	..	4,100	..	..	..	..	1,12,750	..	..
Australian Commonwealth (Total)	..	..	4,100	..	..	..	..	1,12,750	..	..
<b>TOTAL BRITISH EMPIRE</b>	<b>234,223</b>	<b>171,840</b>	<b>297,477</b>	<b>119,270</b>	<b>53,943</b>	<b>63,19,520</b>	<b>49,56,027</b>	<b>88,07,566</b>	<b>85,68,908</b>	<b>16,09,032</b>
Russia—Northern Russia	..	..	1,838	..	..	..	..	60,654	..	..
Norway	479	587	2,300	5,000	3,500	11,975	-17,018	55,300	1,75,000	93,000
Sweden	1,000	800	300	2,500	..	84,250	8,000	8,200	75,000	..
Germany	14,880	20,445	22,550	15,380	1,820	3,55,740	5,21,046	7,03,930	4,61,209	40,504
Netherlands	15,000	8,001	34,350	11,500	2,500	4,29,500	2,40,925	9,78,112	4,00,000	89,375
Belgium	182,307	167,885	177,584	73,495	35,400	51,02,960	47,22,047	49,23,671	23,97,018	10,65,100
France	140,838	230,175	208,238	188,409	80,525	42,29,218	67,62,195	59,52,735	49,46,106	17,87,140
Italy	5,050	8,975	4,246	620	..	2,05,250	2,97,387	1,49,920	15,600	..
Hungary	..	..	..	8,500	..	..	..	..	2,55,000	..
Czechoslovakia	..	..	..	1,500	..	..	..	..	45,000	..
Japan	3,282	..	15,290	5,799	6,129	59,451	..	3,70,365	1,31,018	1,23,567
United States of America—Vid Atlantic Coast	97,200	72,260	51,500	48,850	28,120	27,36,000	21,55,750	15,45,000	14,41,100	8,44,200
Other Foreign Countries	..	..	..	..	..	..	..	..	..	25
<b>TOTAL FOREIGN COUNTRIES</b>	<b>469,726</b>	<b>509,098</b>	<b>518,196</b>	<b>366,508</b>	<b>157,794</b>	<b>1,32,24,558</b>	<b>1,47,24,068</b>	<b>1,40,48,887</b>	<b>1,08,50,951</b>	<b>40,42,911</b>
Share of Bengal	423,886	398,471	441,667	234,333	149,348	1,25,40,233	1,15,32,572	1,23,14,012	68,71,571	42,93,305
" Bombay	266,273	273,235	355,908	245,309	62,089	68,82,545	80,14,558	95,76,241	70,04,335	13,56,538
" Madras	13,799	9,132	13,200	4,131	300	1,21,080	82,665	1,06,200	33,948	2,100
<b>TOTAL</b>	<b>708,049</b>	<b>680,938</b>	<b>815,973</b>	<b>485,773</b>	<b>211,737</b>	<b>1,95,43,873</b>	<b>1,96,80,095</b>	<b>2,28,56,458</b>	<b>1,39,09,854</b>	<b>56,51,943</b>
<b>Arganese Ore (II. F)—</b>										
United Kingdom	Tons 8,250	..	..	..	..	2,47,500	..	..	..	300
Belgium	..	10,800	5,800	3,000	1,200	3,000	85,800	83,000	19,500	7,200
France	4,000	3,460	19,210	2,090	2,000	24,000	43,800	1,15,260	18,000	16,000
<b>TOTAL FOREIGN COUNTRIES</b>	<b>4,100</b>	<b>13,760</b>	<b>24,810</b>	<b>5,000</b>	<b>3,200</b>	<b>27,000</b>	<b>1,29,600</b>	<b>1,48,860</b>	<b>35,500</b>	<b>23,200</b>
Share of Bombay	3,350	1,050	..	..	..	2,50,500	88,800	..	..	300
" Madras	4,000	11,800	..	5,000	3,300	24,000	70,800	..	35,500	23,900
" Burma	..	..	24,810	..	..	..	..	1,48,860	..	..
<b>TOTAL</b>	<b>12,350</b>	<b>13,760</b>	<b>24,810</b>	<b>5,000</b>	<b>3,200</b>	<b>2,74,500</b>	<b>1,29,600</b>	<b>1,48,860</b>	<b>35,500</b>	<b>23,500</b>

GENERAL EXPORTS

( 732 )

INDIAN MERCHANDISE

No. 14—continued

ARTICLES, AND COUNTRIES OF FINAL DESTINATION; ALSO SHARE OF EACH PROVINCE	QUANTITY					VALUE				
	1927-28	1928-29	1929-30	1930-31	1931-32	1927-28	1928-29	1929-30	1930-31	1931-3
						₹	₹	₹	₹	₹
<b>Metals and Ores—continued</b>										
<b>TIN—</b>										
<i>Ore (II. F)—</i>	Tons	Tons	Tons	Tons	Tons					
United Kingdom . . . . .	38	268	1,123	659	121	87,148	5,91,043	26,74,216	11,97,818	1,188
Straits Settlements (including Labuan) . . . . .	2,323	2,356	2,208	1,865	3,241	57,42,354	47,80,295	37,64,240	21,78,470	28,14,1
<b>TOTAL BRITISH EMPIRE</b>	<b>2,361</b>	<b>2,624</b>	<b>3,331</b>	<b>2,524</b>	<b>3,362</b>	<b>58,29,502</b>	<b>53,71,338</b>	<b>64,38,456</b>	<b>33,76,297</b>	<b>24,32,5</b>
Germany . . . . .	..	..	..	..	..	..	..	9	..	..
Share of Burma . . . . .	2,361	2,624	3,331	2,524	3,362	58,29,502	53,71,338	64,38,456	33,76,297	24,32,5
<i>Unwrought (blocks, ingots, bars, and slabs) (III. L)—</i>	Cwts.	Cwts.	Cwts.	Cwts.	Cwts.					
United Kingdom . . . . .	4,016	2,155	4,293	1,913	43,534	2,46,755	1,07,788	1,35,317	50,933	1,34,06
Other British Possessions . . . . .	..	..	2	2	..	..	..	150	100	..
<b>TOTAL BRITISH EMPIRE</b>	<b>4,016</b>	<b>2,155</b>	<b>4,295</b>	<b>1,915</b>	<b>43,534</b>	<b>2,46,755</b>	<b>1,07,788</b>	<b>1,35,467</b>	<b>50,033</b>	<b>1,34,06</b>
Netherlands . . . . .	3,908	6,200	2,600	2,720	..	22,554	15,300	6,370	6,632	..
Belgium . . . . .	2,008	2,174	1,700	7,572	8,358	5,117	3,181	3,505	3,787	12,24
Italy . . . . .	9,397	4,193	1,681	3,960	..	14,219	5,141	9,400	4,667	..
China (exclusive of Hongkong and Macao). . . . .	..	40	..	..	..	..	4,000	..	..	..
Other Foreign Countries . . . . .	..	..	510	..	..	..	..	638	..	..
<b>TOTAL FOREIGN COUNTRIES</b>	<b>20,308</b>	<b>12,606</b>	<b>6,491</b>	<b>14,262</b>	<b>8,358</b>	<b>41,890</b>	<b>27,623</b>	<b>19,913</b>	<b>20,136</b>	<b>12,241</b>
Share of Bengal . . . . .	24,324	14,721	10,783	16,165	51,937	2,38,645	1,31,410	1,55,150	80,069	1,46,31
„ Bombay . . . . .	..	..	..	2	..	..	..	..	100	..
„ Burma . . . . .	..	40	3	..	..	..	4,000	230	..	..
<b>TOTAL</b>	<b>24,324</b>	<b>14,761</b>	<b>10,786</b>	<b>16,167</b>	<b>51,937</b>	<b>2,38,645</b>	<b>1,35,410</b>	<b>1,55,380</b>	<b>80,169</b>	<b>1,46,310</b>
<i>Wrought (including plates, or sheets, not being tinned iron) (III. L)—</i>	Cwts.	Cwts.	Cwts.	Cwts.	Cwts.					
<b>TOTAL BRITISH EMPIRE</b>	..	..	2	..	1	..	..	100	..	16
Belgium . . . . .	..	..	..	..	2,483	..	..	..	..	2,362
Netherlands . . . . .	..	90	..	..	..	..	4,687	..	..	..
Italy . . . . .	..	295	..	..	..	..	1,892	..	..	..
Other Foreign Countries . . . . .	..	480	..	..	1	..	633	..	..	50
<b>TOTAL FOREIGN COUNTRIES</b>	..	<b>865</b>	..	..	<b>2,484</b>	..	<b>7,212</b>	..	..	<b>2,412</b>
Share of Bengal . . . . .	..	865	..	..	2,484	..	7,212	..	..	2,373
„ Bombay . . . . .	..	..	..	..	1	..	..	..	..	50
„ Madras . . . . .	..	..	2	..	..	..	..	100	..	..
<b>TOTAL</b>	..	<b>865</b>	<b>2</b>	..	<b>2,485</b>	..	<b>7,212</b>	<b>100</b>	..	<b>2,428</b>
<b>Total Tin (excluding Ore)</b>	<b>24,324</b>	<b>15,626</b>	<b>10,783</b>	<b>16,167</b>	<b>54,422</b>	<b>2,38,645</b>	<b>1,42,622</b>	<b>1,55,480</b>	<b>80,169</b>	<b>1,48,733</b>
<b>Wrought Iron Ore (II. F)—</b>	Tons	Tons	Tons	Tons	Tons					
United Kingdom . . . . .	2,064	416	1,247	3,204	3,351	35,42,474	3,23,367	19,61,166	52,46,991	56,15,946
Other British Possessions . . . . .	..	..	..	..	..	..	700	..	..	..
<b>TOTAL BRITISH EMPIRE</b>	<b>2,064</b>	<b>416</b>	<b>1,247</b>	<b>3,204</b>	<b>3,351</b>	<b>35,42,474</b>	<b>3,24,067</b>	<b>19,61,166</b>	<b>52,46,991</b>	<b>56,15,946</b>
Germany . . . . .	425	310	383	413	656	3,44,386	1,65,844	5,17,364	3,34,452	3,76,638
Belgium . . . . .	170	80	125	122	352	1,07,467	48,361	1,78,000	1,00,895	2,24,578
France . . . . .	350	70	83	62	25	2,05,670	40,257	99,200	63,200	17,710
Italy . . . . .	..	..	..	10	..	..	..	..	6,000	..
United States of America—Via Atlantic Coast . . . . .	..	..	30	..	..	..	..	43,000	..	..
<b>TOTAL FOREIGN COUNTRIES</b>	<b>945</b>	<b>460</b>	<b>621</b>	<b>607</b>	<b>1,033</b>	<b>6,57,523</b>	<b>2,54,462</b>	<b>6,37,564</b>	<b>5,54,547</b>	<b>6,18,921</b>
Share of Bengal . . . . .	50	..	..	..	..	32,000	..	..	..	..
„ Bombay . . . . .	..	..	..	3	..	..	700	..	4,000	..
„ Burma . . . . .	2,969	376	1,368	3,303	4,384	41,67,997	5,37,329	27,93,730	57,97,638	62,34,867
<b>TOTAL</b>	<b>3,009</b>	<b>876</b>	<b>1,868</b>	<b>3,811</b>	<b>4,884</b>	<b>41,99,097</b>	<b>6,78,529</b>	<b>27,93,780</b>	<b>58,01,538</b>	<b>62,34,867</b>

No. 14—continued

ARTICLES, AND COUNTRIES OF FINAL DESTINATION; ALSO SHARE OF EACH PROVINCE	QUANTITY					VALUE				
	1927-28	1928-29	1929-30	1930-31	1931-32	1927-28	1928-29	1929-30	1930-31	1931-32
						₹	₹	₹	₹	₹
<b>Metals and Ores—continued</b>										
<b>Zinc or Spelter, all sorts (III. L.)—</b>	Cwts.	Cwts.	Cwts.	Cwts.	Cwts.					
United Kingdom . . . . .	348	..	1,244	1	..	1,717	..	7,980	50	..
Other British Possessions . . . . .	21	148	14	..	..	230	2,110	165	..	..
<b>TOTAL BRITISH EMPIRE</b> . . . . .	<b>364</b>	<b>148</b>	<b>1,258</b>	<b>1</b>	<b>..</b>	<b>1,947</b>	<b>2,110</b>	<b>8,125</b>	<b>50</b>	<b>..</b>
Germany . . . . .	..	30,450	64,000	30,000	50	..	1,95,625	3,20,000	75,000	1,000
Belgium . . . . .	1,440,140	1,564,970	1,250,950	1,105,000	1,126,300	72,01,400	75,36,234	62,54,750	54,25,000	28,15,250
China (exclusive of Hong- kong and Macao) . . . . .	6	..	..	..	..	300	..	..	..	..
<b>TOTAL FOREIGN COUNTRIES</b> . . . . .	<b>1,440,146</b>	<b>1,535,420</b>	<b>1,314,954</b>	<b>1,225,000</b>	<b>1,126,350</b>	<b>72,01,700</b>	<b>77,31,659</b>	<b>65,74,750</b>	<b>55,00,000</b>	<b>28,16,250</b>
<i>Share of Bengal</i> . . . . .	140	3,325	1,244	1	..	1,400	11,359	7,960	50	..
<i>" Bombay</i> . . . . .	..	44	..	..	50	..	1,110	..	..	1,000
<i>" Madras</i> . . . . .	1	..	10	..	..	130	..	125	..	..
<i>" Burma</i> . . . . .	1,440,369	1,532,199	1,314,954	1,225,000	1,126,300	72,02,117	77,31,500	65,74,790	55,00,000	28,16,250
<b>TOTAL</b> . . . . .	<b>1,440,510</b>	<b>1,535,568</b>	<b>1,316,208</b>	<b>1,225,001</b>	<b>1,126,350</b>	<b>72,03,647</b>	<b>77,33,969</b>	<b>65,82,875</b>	<b>55,00,050</b>	<b>28,16,250</b>
<b>Metals, unenumerated (III. L.)—</b>	Cwts.	Cwts.	Cwts.	Cwts.	Cwts.					
United Kingdom . . . . .	6,197	19,587	11,298	1,616	105	14,831	1,65,733	2,74,975	74,545	57,942
Aden and Dependencies . . . . .	457	312	416	399	88	71,788	43,755	58,079	45,925	6,225
Bahrain Islands . . . . .	258	233	155	60	19	43,912	43,220	27,850	7,175	3,390
Ceylon . . . . .	52	248	83	313	90	10,105	19,515	12,231	33,317	7,853
Straits Settlements (including Labuan) . . . . .	104	143	525	87	46	12,865	13,456	50,798	6,901	4,275
Federated Malay States . . . . .	16	12	34	14	15	1,550	1,535	2,410	620	1,065
Hongkong . . . . .	8	2	3	1	300	1,015	211	230	100	5,752
Natal . . . . .	32	47	67	74	60	8,360	8,855	13,925	14,975	11,900
Zanzibar and Pemba . . . . .	75	70	233	88	20	12,150	11,925	40,900	11,318	2,910
Kenya Colony . . . . .	404	281	301	136	33	32,792	37,110	47,390	17,408	5,004
Tanganyika Territory . . . . .	232	211	205	200	31	41,900	28,725	29,762	28,375	4,450
Anglo-Egyptian Sudan . . . . .	120	190	295	334	..	18,223	22,687	38,575	40,188	..
Mauritius and Dependencies . . . . .	307	211	269	70	38	43,378	42,059	39,226	9,670	4,747
Seychelles . . . . .	2	6	16	7	11	325	750	1,925	750	1,300
Fiji Islands . . . . .	13	30	3,094	35	23	1,989	3,671	41,659	3,050	1,843
Other British Possessions . . . . .	5	8	1	5	1	800	1,112	160	625	100
<b>TOTAL BRITISH EMPIRE</b> . . . . .	<b>8,291</b>	<b>21,596</b>	<b>17,393</b>	<b>3,439</b>	<b>885</b>	<b>3,20,933</b>	<b>4,44,319</b>	<b>6,78,375</b>	<b>2,95,399</b>	<b>1,18,761</b>
Germany . . . . .	31,319	35,483	73,535	67,003	64,233	2,85,336	3,50,835	3,26,339	6,81,517	7,72,477
Netherlands . . . . .	..	209	..	1,791	320	..	6,991	..	50,916	14,760
Belgium . . . . .	20,908	29,754	323	200	..	36,578	56,175	25,000	9,400	..
France . . . . .	..	..	760	..	..	..	..	26,530	..	..
Italy . . . . .	..	390	..	471	..	..	5,025	..	13,000	..
Mascat Territory and Trucial Oman . . . . .	110	113	67	61	24	21,620	20,375	12,585	8,440	1,990
Other Native States in Arabia . . . . .	1,339	1,083	733	501	36	2,17,393	1,78,533	1,35,986	83,526	4,819
Iraq . . . . .	743	623	904	620	47	1,16,392	1,08,107	1,24,384	1,09,435	35,550
Persia . . . . .	550	542	635	221	24	39,708	30,171	36,070	25,383	2,750
Sumatra . . . . .	..	..	..	..	10	..	..	..	..	1,700
Siam . . . . .	438	294	256	173	34	65,393	51,455	29,417	21,105	3,660
China (exclusive of Hongkong and Macao) . . . . .	13	1	2	..	1	1,620	160	100	96	90
Japan . . . . .	..	78	1	59	..	..	2,351	27	988	..
Portuguese East Africa . . . . .	23	24	35	38	21	4,950	4,350	5,546	6,125	2,335
Italian East Africa (Somali- land and Eritrea) . . . . .	36	42	5	29	7	4,825	5,665	650	3,925	1,010
French Somaliland . . . . .	3	16	21	9	4	375	2,545	2,100	1,200	475
United States of America— Via Atlantic Coast . . . . .	12,060	2,760	..	..	..	15,115	9,438	..	25	..
Other Foreign Countries . . . . .	11	7	..	9	6	1,359	1,035	5	1,290	773
<b>TOTAL FOREIGN COUNTRIES</b> . . . . .	<b>67,563</b>	<b>71,428</b>	<b>77,281</b>	<b>71,185</b>	<b>65,317</b>	<b>8,61,159</b>	<b>8,78,291</b>	<b>12,74,719</b>	<b>10,07,321</b>	<b>8,42,859</b>
<i>Share of Bengal</i> . . . . .	41,035	54,322	15,117	6,224	3,299	1,92,366	2,62,922	3,75,438	1,30,517	68,114
<i>" Bombay</i> . . . . .	5,349	4,353	3,343	3,378	631	3,14,273	7,20,547	3,02,959	4,56,665	93,281
<i>" Madras</i> . . . . .	..	365	434	43	2,043	..	37,625	47,050	30,530	91,469
<i>" Burma</i> . . . . .	23,470	22,974	71,290	65,974	60,229	2,64,998	3,01,416	7,27,597	6,34,999	7,08,786
<b>TOTAL</b> . . . . .	<b>75,854</b>	<b>93,024</b>	<b>95,174</b>	<b>74,624</b>	<b>66,202</b>	<b>11,32,142</b>	<b>13,22,810</b>	<b>19,53,094</b>	<b>13,02,711</b>	<b>9,61,050</b>

GENERAL EXPORTS

INDIAN MERCHANDISE

( 734 )

No. 14—continued

ARTICLES, AND COUNTRIES OF FINAL DESTINATION; ALSO SHARE OF EACH PROVINCE	QUANTITY					VALUE				
	1927-28	1928-29	1929-30	1930-31	1931-32	1927-28	1928-29	1929-30	1930-31	1931-32
	Tons	Tons	Tons	Tons	Tons	₹	₹	₹	₹	₹
<b>Metals and Ores—continued</b>										
Ores, unenumerated (IX. F)	2,810	2,297	2,141	1,464	1,440	78,062	4,16,806	2,16,536	80,214	40,180
United Kingdom	..	606	350	350	..	..	16,240	6,562	6,562	..
Victoria	..	..	..	..	..	..	..	..	..	..
Australian Commonwealth	..	606	350	350	..	100	..	..	..	..
Other British Possessions	..	..	..	..	..	..	..	..	..	..
<b>TOTAL BRITISH EMPIRE</b>	<b>2,810</b>	<b>2,903</b>	<b>2,491</b>	<b>1,814</b>	<b>1,440</b>	<b>74,062</b>	<b>4,33,046</b>	<b>2,23,098</b>	<b>86,776</b>	<b>40,180</b>
Germany	275	2,603	811	1,047	..	9,040	4,81,119	20,780	64,159	17
Netherlands	..	..	..	1,839	314	..	..	..	66,824	15,404
Belgium	80	146	2,144	3,126	507	2,800	16,295	75,084	1,12,850	13,211
France	1,502	50	5	..	200	22,536	10,000	500	20	13,032
Italy	..	5	20	..	..	..	2,000	800	..	..
Persia	7,965	5,339	3,750	..	..	1,49,593	32,862	70,311	..	..
Japan	832	111	186	619	953	6,657	2,340	3,718	12,118	18,153
United States of America— Vid Atlantic Coast	62	191	203	613	724	8,485	45,927	7,280	21,536	21,754
Other Foreign Countries	..	..	..	..	..	..	130	..	..	..
<b>TOTAL FOREIGN COUNTRIES</b>	<b>10,166</b>	<b>8,445</b>	<b>6,624</b>	<b>7,249</b>	<b>2,698</b>	<b>1,99,084</b>	<b>6,40,673</b>	<b>1,78,408</b>	<b>2,77,507</b>	<b>81,571</b>
Share of Bengal	483	2,529	3,842	7,925	3,927	23,728	87,101	1,33,418	2,77,563	1,16,559
" Bombay	12,157	6,120	4,441	795	211	2,21,848	97,653	86,600	16,552	6,192
" Sind	..	..	1	..	..	..	..	150	..	..
" Madras	201	8	..	13	..	3,400	14,233	..	31,174	..
" Burma	130	2,691	731	330	..	24,150	3,74,732	1,31,273	39,594	..
<b>TOTAL</b>	<b>12,976</b>	<b>11,348</b>	<b>9,115</b>	<b>9,063</b>	<b>4,138</b>	<b>2,73,126</b>	<b>10,78,719</b>	<b>4,01,501</b>	<b>3,64,233</b>	<b>1,21,751</b>
<b>Total Metals—</b>	<b>Tons</b>	<b>Tons</b>	<b>Tons</b>	<b>Tons</b>	<b>Tons</b>					
United Kingdom	46,770	44,542	113,392	156,840	120,668	94,21,647	1,19,06,931	1,04,35,864	2,07,50,626	1,37,21,411
Gibraltar	4	3	4	3	5	12,365	8,084	14,650	7,322	13,350
Malta and Gozo	2	2	3	2	1	6,500	5,534	6,000	5,150	1,583
Palestine	..	..	..	..	..	800	1,237	..	200	300
Aden and Dependencies	47	52	50	33	27	91,356	69,393	71,232	55,063	17,634
Bahrain Islands	26	34	18	10	2	59,885	59,657	32,170	9,968	4,330
Maldives	10	6	2	1	3	8,693	4,150	1,608	1,620	2,705
Ceylon	5,181	4,919	4,875	3,802	3,198	26,02,435	22,46,290	22,01,347	15,69,263	11,27,743
Straits Settlements (including Labuan)	2,500	1,082	2,330	3,638	1,414	2,61,316	2,38,376	1,26,334	4,53,947	1,88,322
Federated Malay States	789	452	589	198	143	69,216	56,668	69,381	26,325	24,912
Hongkong	2,612	2,353	1,644	2,788	3,423	7,03,585	4,25,719	1,69,610	2,67,658	3,84,181
Cape of Good Hope	..	1	4	1	..	250	5,336	11,634	1,685	180
Natal	12	17	625	510	162	41,855	51,243	94,538	50,439	29,176
Zanzibar and Pemba	41	34	34	24	23	41,039	40,190	63,806	27,617	17,675
Kenya Colony	63	39	43	35	19	79,303	72,399	83,803	41,385	21,733
Tanganyika Territory	27	25	24	17	10	60,548	53,941	54,235	41,845	13,752
Anglo-Egyptian Sudan	7	12	15	17	..	10,373	25,227	37,275	41,086	300
Mauritius and Dependencies	22	15	15	9	4	61,793	52,744	44,216	20,170	10,612
Seychelles	1	7	16	7	2	1,540	5,425	7,938	2,308	1,685
Canada— Vid Atlantic Coast	8	15	19	15	5	31,373	67,473	75,878	46,820	16,344
" Pacific "	3	6	5	2	154	11,459	21,193	18,873	5,342	17,347
Bermudas	..	..	..	1	..	..	..	..	1,600	400
British West India Islands	7	5	8	5	8	15,120	12,080	17,121	11,765	24,630
British Guiana	2	1	2	1	2	7,492	1,525	3,950	4,000	3,165
Western Australia South Australia (including Northern Territory)	..	..	..	..	..	1,170	1,076	158	..	..
Victoria	7	16	7	2	..	30,342	16,832	22,935	4,695	1,253
Tasmania	1	5	..	..	..	100	500	200	..	..
New South Wales	4	2	3	1	..	15,355	6,562	7,553	1,449	..
Queensland	..	..	..	..	..	..	950	..	800	..
Australian Commonwealth (Total)	13	23	12	5	..	52,203	28,320	37,396	12,344	1,253
New Zealand (including Nauru and Br. Samoa)	1,765	1,394	16	9	2	97,178	1,78,225	49,008	24,279	4,445
Fiji Islands	3	5	205	3	4	12,376	14,627	56,825	5,157	8,024
Other British Possessions	..	..	..	..	..	100	600	600	..	251
<b>TOTAL BRITISH EMPIRE</b>	<b>59,862</b>	<b>55,044</b>	<b>129,450</b>	<b>167,977</b>	<b>129,279</b>	<b>1,37,63,300</b>	<b>1,57,34,540</b>	<b>2,30,90,442</b>	<b>2,34,87,289</b>	<b>1,56,57,943</b>
Latvia	..	..	146	..	..	..	..	6,524	..	..
Georgia	..	2	..	..	..	..	2,050	..	..	..
Sweden	3,909	3,195	3,232	4,832	1,338	1,32,439	1,65,808	1,57,623	1,92,307	49,500
Norway	356	212	463	363	90	16,039	9,142	21,849	13,379	3,153
Denmark	57	5	2	1	27	7,967	10,630	4,200	3,582	3,416
Germany	48,127	38,362	47,083	36,190	30,938	1,30,42,948	1,03,07,030	1,05,99,376	81,64,881	45,04,951
Netherlands	476	2,085	2,287	390	2,847	26,893	5,19,243	7,63,033	84,778	1,13,431
Belgium	90,120	88,754	79,736	75,339	62,106	1,10,31,757	1,00,95,481	88,24,302	63,42,554	34,17,70



TITLES, AND COUNTRIES OF FINAL DESTINATION; ALSO SHARE OF EACH PROVINCE	QUANTITY					VALUE				
	1927-28	1928-29	1929-30	1930-31	1931-32	1927-28	1928-29	1929-30	1930-31	1931-32
	Tons	Tons	Tons	Tons	Tons	Rs	Rs	Rs	Rs	Rs
<b>Total Metals—continued</b>										
France	1,508	102	1,200	1,100	6	62,134	12,635	43,836	27,491	9,841
Spain	..	100	1	..	..	..	6,170	1,700	..	..
Switzerland	..	..	..	..	..	4,046	1,481	1,250	551	497
Italy	14,635	11,325	19,232	13,602	8,209	7,08,437	4,19,136	8,52,516	11,32,002	10,30,302
Austria	1	..	..	101	..	3,200	298	500	1,203	..
Bulgaria	..	..	..	101	..	..	..	..	4,506	..
Roumania	..	..	..	1	..	..	..	..	4,546	..
Greece	..	1	16	2	..	..	..	..	2,000	150
Syria	1	..	..	..	1	3,400	4,300	14,378	3,925	3,700
Maskat Territory and Trucial Oman	94	78	53	38	44	60,020	51,977	37,349	20,520	15,181
Other Native States in Arabia	158	113	107	73	14	4,06,080	3,06,151	3,14,275	1,00,430	27,791
Iraq	49	51	187	52	9	1,23,464	1,16,356	1,51,035	1,07,355	50,386
Persia	74	83	185	42	4	1,09,098	1,06,461	1,04,374	34,471	4,072
Java	269	269	235	195	233	66,328	94,525	1,32,995	1,06,616	83,010
Siam	173	119	14	522	3	76,123	60,775	31,440	43,907	5,638
Indo-China (including Cochin- China, Cambodia, Annam, Tonkin and French leased territories in China)	3	..	..	10	1,010	5,725	..	..	463	35,340
Philippine Islands and Guam	11	2	2	2	2	8,277	5,926	4,680	4,905	3,900
China (exclusive of Hongkong and Macao)	3,540	13,543	12,301	16,077	13,042	2,66,510	6,18,021	7,29,433	3,45,735	5,35,324
Japan	322,497	427,836	424,371	217,740	291,957	1,53,69,146	1,98,07,299	1,97,40,132	98,33,858	1,23,09,439
Egypt	832	1,230	452	832	643	46,915	70,041	33,375	36,194	25,916
Tunis	..	..	..	..	..	..	..	..	1,280	..
Portuguese East Africa	65	97	84	64	11	26,526	23,563	30,395	25,029	19,020
Madagascar	..	3	4	1	..	..	3,550	2,550	750	..
Italian East Africa (Somaliland and Eritrea)	12	17	7	6	7	10,055	13,595	6,345	3,809	4,163
French Somaliland	2	1	3	1	..	2,405	2,845	5,640	2,675	695
United States of America— Via Atlantic Coast	53,017	40,764	66,329	99,433	44,525	25,05,905	19,41,351	31,41,246	37,30,614	15,76,930
" Pacific "	12,327	11,950	17,252	3,706	6,451	5,95,355	5,66,854	8,12,351	3,65,269	2,29,938
Mexico	..	99	505	..	..	..	4,457	22,946	..	..
Dutch Guiana	1	1	1	1	..	2,710	4,347	2,100	2,478	660
Uruguay	..	..	29	39	..	..	..	3,960	1,753	..
Argentine Republic (including the Atlantic Coast of Pata- gonia)	3,742	3,766	3,399	7,125	910	1,36,436	1,33,278	4,06,731	2,90,554	31,874
Chile (including the Pacific Coast of Patagonia)	526	343	1,560	1,154	346	23,662	16,373	70,629	45,768	12,116
Peru	..	..	62	22	20	..	..	2,793	763	700
Panama	1	1	1	..	2	2,275	3,375	3,850	430	5,450
Hawaii	305	203	516	203	253	15,103	16,356	25,077	10,943	10,070
Other Foreign Countries	10	1	..	13	9	1,101	2,236	1,619	2,071	6,393
<b>TOTAL FOREIGN COUNTRIES</b>	<b>557,393</b>	<b>645,033</b>	<b>689,217</b>	<b>487,026</b>	<b>465,102</b>	<b>4,49,99,032</b>	<b>4,55,34,871</b>	<b>4,70,79,711</b>	<b>3,17,42,413</b>	<b>2,43,11,312</b>
<b>Share of Bengal</b>	<b>451,117</b>	<b>522,535</b>	<b>644,359</b>	<b>497,173</b>	<b>455,459</b>	<b>2,11,56,424</b>	<b>2,50,36,539</b>	<b>3,01,11,344</b>	<b>1,99,71,197</b>	<b>1,56,15,510</b>
" Bombay "	<b>331</b>	<b>381</b>	<b>1,949</b>	<b>673</b>	<b>230</b>	<b>17,32,325</b>	<b>15,52,695</b>	<b>13,09,746</b>	<b>9,50,237</b>	<b>3,74,745</b>
" Sind "	<b>5</b>	<b>2</b>	<b>1</b>	<b>3</b>	<b>3</b>	<b>2,592</b>	<b>1,572</b>	<b>1,359</b>	<b>32,162</b>	<b>1,162</b>
" Madras "	<b>7,379</b>	<b>12,339</b>	<b>6,544</b>	<b>220</b>	<b>290</b>	<b>7,33,350</b>	<b>3,27,391</b>	<b>6,30,272</b>	<b>3,22,757</b>	<b>3,21,555</b>
" Burma "	<b>157,923</b>	<b>163,320</b>	<b>166,014</b>	<b>156,924</b>	<b>133,399</b>	<b>3,50,32,141</b>	<b>3,33,50,714</b>	<b>3,75,66,933</b>	<b>3,39,43,299</b>	<b>2,36,56,233</b>
<b>TOTAL</b>	<b>617,255</b>	<b>700,127</b>	<b>813,667</b>	<b>656,003</b>	<b>594,331</b>	<b>5,37,62,332</b>	<b>6,13,19,411</b>	<b>7,01,70,159</b>	<b>5,52,29,702</b>	<b>3,99,69,255</b>
<b>Total Ores—</b>										
United Kingdom	Tons 249,110	Tons 171,421	Tons 298,438	Tons 121,791	Tons 62,554	1,08,37,015	61,36,248	1,35,43,244	1,00,36,531	75,07,312
Gibraltar	..	..	1,000	2,000	..	..	..	30,000	48,000	..
Straits Settlements (including Labuan)	2,323	2,356	2,203	1,365	2,241	57,42,454	47,80,295	37,04,240	21,73,470	23,14,133
Canada— Via Atlantic Coast	..	4,900	..	3,269	..	..	1,96,000	..	83,020	..
" Pacific "	..	..	..	..	100	..	..	..	..	3,000
Victoria	..	..	350	350	..	..	16,240	6,562	6,562	..
New South Wales	..	606	..	..	..	..	..	1,12,750	..	..
Australian Commonwealth (Total)	..	606	4,450	350	..	..	16,240	1,19,312	6,562	..
Other British Possessions	..	..	..	..	..	..	700	..	..	..
<b>TOTAL BRITISH EMPIRE</b>	<b>251,433</b>	<b>179,233</b>	<b>306,146</b>	<b>129,236</b>	<b>64,395</b>	<b>1,60,30,369</b>	<b>1,11,29,433</b>	<b>1,74,57,792</b>	<b>1,23,57,592</b>	<b>99,24,495</b>
Russia— Northern Russia	..	..	1,338	..	..	..	..	60,654	..	..
Sweden	1,100	1,392	300	2,500	..	33,450	23,171	3,200	75,000	..
Norway	479	837	2,300	9,230	3,500	11,975	29,018	50,390	3,02,770	93,000
Germany	15,630	36,349	30,344	20,200	6,076	7,09,199	15,53,749	14,55,033	10,14,320	5,33,154
Netherlands	13,900	11,601	34,350	13,339	2,964	5,46,500	3,63,025	9,73,112	4,66,324	1,10,779
Belgium	194,326	180,222	134,473	85,010	37,659	56,40,356	49,23,297	51,16,681	26,41,013	13,16,539
France	159,690	237,055	227,686	191,371	32,945	46,01,424	69,55,252	55,73,195	50,63,326	13,43,732
Italy	7,370	10,730	5,013	2,100	100	2,37,000	3,53,337	1,73,220	63,400	3,000
Hungary	..	..	..	8,500	..	..	..	..	2,56,000	..
Czechoslovakia	..	..	..	1,500	..	..	..	..	45,000	..
Persia	7,965	5,339	3,750	..	..	1,49,593	32,362	70,311	1,63,656	1,45,151
Japan	3,647	111	13,577	7,220	7,519	67,352	2,342	3,77,113	..	..
United States of America— Via Atlantic Coast	99,432	76,441	59,233	56,213	23,344	23,33,773	23,53,203	13,75,730	16,97,391	3,65,954
" Pacific "	..	..	..	450	..	..	..	..	13,000	..
Other Foreign Countries	..	..	..	..	..	..	210	..	..	25
<b>TOTAL FOREIGN COUNTRIES</b>	<b>508,939</b>	<b>560,163</b>	<b>566,032</b>	<b>393,343</b>	<b>169,607</b>	<b>1,43,65,313</b>	<b>1,66,54,515</b>	<b>1,57,44,599</b>	<b>1,13,16,700</b>	<b>49,16,334</b>

GENERAL EXPORTS

( 736 )

INDIAN MERCHANDISE

No. 14—continued

ARTICLES, AND COUNTRIES OF FINAL DESTINATION; ALSO SHARE OF EACH PROVINCE	QUANTITY					VALUE				
	1927-28	1928-29	1929-30	1930-31	1931-32	1927-28	1928-29	1929-30	1930-31	1931-32
	Tons	Tons	Tons	Tons	Tons	₹	₹	₹	₹	₹
<b>Metals and Ores—continued</b>										
<i>Total Ores—continued</i>										
Share of Bengal . . . . .	424,663	401,540	445,731	245,931	155,411	1,26,06,095	1,16,35,953	1,29,58,310	71,95,524	44,76,26
„ Bombay . . . . .	286,780	281,365	360,447	246,112	62,300	73,54,913	81,72,118	99,62,901	70,23,887	13,83,03
„ Sind . . . . .	20,986	23,250	9,401	11,020	4,045	6,29,480	6,97,600	9,32,169	3,30,575	1,21,31
„ Madras . . . . .	22,543	27,105	25,859	17,394	6,000	3,33,830	4,04,523	4,54,806	4,10,377	1,12,81
„ Burma . . . . .	5,450	6,191	30,740	6,657	6,746	1,00,21,669	63,23,904	95,67,328	92,13,429	86,67,43
<b>TOTAL</b>	<b>760,422</b>	<b>780,451</b>	<b>872,178</b>	<b>527,614</b>	<b>234,502</b>	<b>3,09,45,987</b>	<b>2,77,88,998</b>	<b>3,32,25,895</b>	<b>2,41,74,292</b>	<b>1,47,40,87</b>
<i>Total Metals and Ores—</i>	<i>Tons</i>	<i>Tons</i>	<i>Tons</i>	<i>Tons</i>	<i>Tons</i>					
United Kingdom . . . . .	295,830	215,963	417,380	278,631	183,222	1,97,89,562	1,81,33,179	3,30,08,108	3,07,87,157	2,12,28,72
Gibraltar . . . . .	4	3	1,004	2,003	5	12,365	8,034	44,650	55,622	18,35
Malta and Gozo . . . . .	2	2	3	2	1	6,500	5,534	6,900	5,150	1,58
Palestine . . . . .	..	..	..	..	..	300	1,237	..	200	30
Aden and Dependencies . . . . .	47	52	50	36	27	91,356	69,896	71,232	55,068	17,63
Bahrain Islands . . . . .	26	34	18	10	2	50,885	50,657	32,170	9,968	4,33
Maldives . . . . .	10	6	2	1	3	8,693	4,150	1,508	1,620	2,70
Ceylon . . . . .	5,181	4,910	4,375	3,802	3,198	26,02,435	22,46,390	22,01,347	15,69,268	11,27,74
Straits Settlements (including Labuan) . . . . .	4,823	3,488	4,538	5,501	3,655	60,04,270	50,18,671	41,90,574	26,32,426	25,02,501
Federated Malay States . . . . .	739	452	589	198	143	69,216	56,668	69,381	26,825	24,91
Hongkong . . . . .	2,012	2,853	1,644	2,788	3,423	7,03,585	4,25,719	1,69,610	2,67,658	3,84,18
Cape of Good Hope . . . . .	..	1	4	1	..	250	5,386	11,684	1,685	18
Natal . . . . .	12	17	625	510	102	41,355	51,243	94,538	50,439	29,17
Zanzibar and Pemba . . . . .	41	34	34	24	23	41,039	40,190	53,306	27,617	17,676
Kenya Colony . . . . .	63	39	43	35	19	79,303	72,599	82,303	41,385	21,735
Tanganyika Territory . . . . .	27	25	24	17	10	60,543	58,941	54,235	41,845	13,751
Anglo-Egyptian Sudan . . . . .	7	2	15	17	..	19,378	25,227	37,275	41,086	300
Mauritius and Dependencies . . . . .	22	15	15	9	4	61,793	52,744	44,216	20,170	10,611
Reycholes . . . . .	1	7	16	7	2	1,540	5,425	7,938	2,808	1,685
Canada— Pld Atlantic Coast . . . . .	3	4,915	19	3,275	5	31,873	263,473	75,378	1,34,340	16,344
„ Pacific „ . . . . .	3	6	5	2	254	11,459	21,193	18,373	5,842	20,847
Bermudas . . . . .	..	..	..	1	..	..	..	..	1,600	400
British West India Islands . . . . .	7	5	8	5	8	15,120	12,030	17,121	11,765	24,630
British Guiana . . . . .	2	1	2	1	2	7,402	1,025	3,950	4,000	3,105
Western Australia . . . . .	..	..	..	..	..	1,170	1,076	158	..	..
South Australia (including Northern Territory) . . . . .	1	1	2	2	..	5,236	2,850	6,500	5,900	..
Victoria . . . . .	7	621	357	352	..	30,342	33,121	29,547	11,257	1,253
Tasmania . . . . .	1	5	..	..	..	100	500	200	..	..
New South Wales . . . . .	4	2	4,103	1	..	15,355	6,562	1,20,303	1,449	..
Queensland . . . . .	..	..	..	..	..	..	950	..	800	..
<i>Australian Commonwealth</i> <i>(Total)</i> . . . . .	<i>13</i>	<i>629</i>	<i>4,462</i>	<i>355</i>	<i>..</i>	<i>52,263</i>	<i>45,063</i>	<i>1,56,708</i>	<i>19,406</i>	<i>1,253</i>
New Zealand (including Nauru and Br. Samoa) . . . . .	1,762	1,394	16	9	2	97,178	1,73,225	49,008	24,279	4,445
Fiji Islands . . . . .	3	5	205	3	4	12,876	14,627	56,625	5,158	3,024
Other British Possessions . . . . .	..	..	..	..	..	100	600	600	..	251
<b>TOTAL BRITISH EMPIRE</b>	<b>311,295</b>	<b>234,327</b>	<b>485,596</b>	<b>297,243</b>	<b>194,174</b>	<b>2,98,43,669</b>	<b>2,68,64,023</b>	<b>4,05,71,238</b>	<b>3,58,44,881</b>	<b>2,54,82,438</b>
Russia :— Northern Russia . . . . .	..	..	1,838	..	..	..	..	60,654	..	..
Latvia . . . . .	..	..	146	..	..	..	..	6,524	..	..
Georgia . . . . .	..	2	..	..	..	..	3,650	..	..	..
Sweden . . . . .	5,009	4,887	3,652	7,332	1,833	2,20,939	1,93,979	1,65,828	2,67,607	49,500
Norway . . . . .	835	1,079	2,763	9,623	3,590	29,014	38,160	78,149	3,16,149	96,153
Denmark . . . . .	57	5	2	1	27	7,937	10,630	4,200	3,582	3,416
Germany . . . . .	63,707	74,722	78,027	56,480	37,014	1,37,52,138	1,18,65,779	1,20,24,409	91,79,701	51,28,105
Netherlands . . . . .	19,376	13,686	36,687	14,229	5,811	5,73,393	3,82,278	17,41,195	5,51,602	2,24,210
Belgium . . . . .	234,946	268,976	265,369	160,399	99,765	1,66,72,113	1,50,23,778	1,39,40,983	89,83,567	47,34,349
France . . . . .	161,193	237,167	228,946	192,971	82,951	46,68,558	69,67,837	56,17,031	50,95,317	18,58,573
Spain . . . . .	..	100	1	..	..	..	..	1,700	..	..
Switzerland . . . . .	..	..	..	..	..	..	..	6,170	..	..
Italy . . . . .	22,005	22,105	24,243	15,792	3,309	4,046	1,431	1,250	551	497
Austria . . . . .	1	..	..	..	..	9,75,437	7,72,523	10,25,736	12,01,092	10,33,392
Hungary . . . . .	..	..	..	3,500	..	3,200	398	500	..	..
Czechoslovakia . . . . .	..	..	..	1,500	..	..	..	..	2,55,000	..
Bulgaria . . . . .	..	..	..	101	..	..	..	..	45,000	..
Romania . . . . .	..	..	..	101	..	..	..	..	4,566	..
Greece . . . . .	..	..	..	101	..	..	..	..	4,546	..
Syria . . . . .	1	1	16	2	1	..	..	..	2,000	150
Meskat Territory and Trucial Oman . . . . .	94	78	53	36	44	3,400	4,300	14,373	3,925	3,700
Other Native States in Arabia . . . . .	158	113	107	73	14	60,020	51,977	37,349	30,529	15,131
Persia . . . . .	3,039	5,422	3,935	42	4	4,06,060	3,06,231	3,14,275	1,90,438	27,791
Iraq . . . . .	49	51	137	52	9	2,58,689	1,39,323	1,74,635	34,471	4,072
						1,23,464	1,16,350	1,51,085	1,07,355	50,836

No. 14—continued

ARTICLES, AND COUNTRIES OF FINAL DESTINATION; ALSO SHARE OF EACH PROVINCE	QUANTITY					VALUE				
	1927-28	1928-29	1929-30	1930-31	1931-32	1927-28	1928-29	1929-30	1930-31	1931-32
	Tons	Tons	Tons	Tons	Tons	R	R	R	R	R
<b>Metals and Ores—concluded</b>										
<i>Total Metals and Ores—continued</i>										
Java	269	269	235	195	238	66,828	94,525	1,32,995	1,06,616	83,010
Slam	173	119	14	522	3	76,123	60,905	31,440	43,907	5,638
Indo-China (including Cochin-China, Cambodia, Annam, Tonkin and French leased territories in China)	3	..	..	10	1,010	5,725	..	..	463	35,365
Philippine Islands and Guam	11	2	2	2	2	8,277	5,926	4,680	4,905	3,900
China (exclusive of Hong-kong and Macao)	3,540	13,543	12,301	18,077	13,042	2,66,510	6,18,021	7,29,488	6,45,735	5,35,324
Japan	326,144	427,997	439,948	224,960	299,476	1,54,36,498	1,98,09,641	2,01,17,245	99,97,514	1,25,44,640
Egypt	832	1,230	452	832	643	46,915	70,641	33,375	36,194	25,916
Tunis	..	..	..	..	..	..	..	..	1,280	..
Portuguese East Africa	65	67	84	64	11	26,526	28,563	30,895	25,029	10,020
Madagascar	..	3	4	1	..	..	3,550	2,550	750	..
Italian East Africa (Somaliland and Eritrea)	12	17	7	6	7	10,055	13,595	6,345	8,800	4,103
French Somaliland	2	1	3	1	..	2,405	2,345	5,640	2,676	605
United States of America— <i>Via Atlantic Coast</i>	152,449	117,205	128,067	155,701	73,369	53,39,683	42,94,553	50,17,026	54,78,505	24,42,984
<i>Pacific</i>	12,827	11,950	17,252	9,156	6,451	5,95,855	5,66,854	8,12,351	3,83,269	2,29,938
Mexico	..	99	505	..	..	..	4,457	22,946	..	..
Dutch Guiana	1	1	1	1	..	2,710	4,347	2,100	2,478	660
Uruguay	..	..	29	39	..	..	..	3,860	1,758	..
Argentine Republic (including the Atlantic Coast of Patagonia)	3,742	3,766	8,399	7,125	910	1,86,436	1,28,278	4,06,731	2,90,554	31,874
Chile (including the Pacific Coast of Patagonia)	526	343	1,580	1,154	346	23,682	16,373	70,829	45,768	12,116
Peru	..	..	62	22	20	..	..	2,798	763	700
Panama	1	1	1	..	2	2,275	3,375	3,850	430	5,450
Hawaii	805	303	516	203	253	15,108	16,356	25,077	10,948	17,070
Other Foreign Countries	10	1	..	18	9	1,101	2,286	1,619	2,071	6,398
<b>TOTAL FOREIGN COUNTRIES</b>	<b>1,066,382</b>	<b>1,205,251</b>	<b>1,255,249</b>	<b>885,374</b>	<b>634,709</b>	<b>5,98,64,650</b>	<b>6,22,39,386</b>	<b>6,28,24,316</b>	<b>4,85,59,118</b>	<b>2,92,37,696</b>
<i>Share of Bengal</i>	<i>876,780</i>	<i>924,075</i>	<i>1,090,599</i>	<i>743,104</i>	<i>610,370</i>	<i>3,37,52,519</i>	<i>3,67,72,492</i>	<i>4,30,70,664</i>	<i>2,71,66,721</i>	<i>2,00,91,778</i>
<i>Bombay</i>	<i>237,711</i>	<i>232,246</i>	<i>362,396</i>	<i>246,790</i>	<i>62,530</i>	<i>91,37,238</i>	<i>97,24,313</i>	<i>1,17,72,647</i>	<i>79,34,174</i>	<i>17,37,795</i>
<i>Sind</i>	<i>20,991</i>	<i>23,252</i>	<i>9,402</i>	<i>11,023</i>	<i>4,048</i>	<i>6,32,072</i>	<i>6,99,072</i>	<i>2,83,509</i>	<i>3,62,777</i>	<i>1,22,512</i>
<i>Madras</i>	<i>29,322</i>	<i>39,994</i>	<i>32,703</i>	<i>13,114</i>	<i>6,299</i>	<i>11,22,680</i>	<i>12,32,414</i>	<i>11,35,078</i>	<i>7,33,634</i>	<i>4,34,357</i>
<i>Burma</i>	<i>163,373</i>	<i>170,011</i>	<i>165,754</i>	<i>163,681</i>	<i>145,145</i>	<i>4,50,53,310</i>	<i>4,06,74,618</i>	<i>4,71,34,266</i>	<i>4,31,56,723</i>	<i>3,23,22,716</i>
<b>TOTAL</b>	<b>1,377,677</b>	<b>1,439,578</b>	<b>1,690,845</b>	<b>1,182,617</b>	<b>823,883</b>	<b>8,97,08,319</b>	<b>8,91,03,409</b>	<b>10,38,05,554</b>	<b>7,94,03,904</b>	<b>5,47,10,134</b>
<b>Misc. (II. B)—</b>										
<i>In blocks—</i>										
United Kingdom	Cwts. 8,440	Cwts. 6,914	Cwts. 8,967	Cwts. 8,247	Cwts. 5,189	19,38,025	13,25,254	21,38,195	15,05,472	9,23,163
Ceylon	..	5	..	..	..	..	5,000	..	..	..
Mauritius and Dependencies	..	120	..	..	..	..	1,620	..	..	..
Canada—										
<i>Via Atlantic Coast</i>	40	116	21	36	8	8,975	33,225	4,853	9,601	3,087
<i>Western Australia</i>	..	..	1	..	..	..	900	..	..	..
<i>Victoria</i>	44	54	5	21	1	20,150	19,210	3,350	10,566	300
<i>New South Wales</i>	34	13	1	9	..	29,867	10,800	750	6,810	..
<i>Australian Commonwealth (Total)</i>	<i>78</i>	<i>67</i>	<i>7</i>	<i>30</i>	<i>1</i>	<i>50,017</i>	<i>30,010</i>	<i>5,000</i>	<i>17,376</i>	<i>300</i>
New Zealand (including Nauru and Br. Samoa)	2	..	1	2	1	1,600	..	700	1,950	154
<b>TOTAL BRITISH EMPIRE</b>	<b>8,560</b>	<b>7,222</b>	<b>8,996</b>	<b>8,315</b>	<b>5,199</b>	<b>20,48,617</b>	<b>18,95,109</b>	<b>21,48,748</b>	<b>15,34,399</b>	<b>9,26,704</b>
Sweden	..	..	..	14	..	..	..	..	2,188	..
Germany	1,310	993	915	515	91	1,57,305	1,88,612	1,51,550	79,789	20,483
Netherlands	..	9	..	65	..	..	1,340	..	14,732	..
Belgium	3	26	116	1	7	2,750	1,500	6,728	390	2,095
France	839	1,726	1,396	707	184	3,18,185	3,64,156	3,03,532	1,59,664	49,426
Spain	7	10	..	..	..	2,591	2,760	..	..	..
Switzerland	..	9	..	..	..	..	5,375	..	..	..
Italy	447	148	542	277	201	31,374	41,613	36,162	44,994	73,131
Java	..	1	..	..	..	600	1,440	..	..	..
China (exclusive of Hong-kong and Macao)	..	2	2	1	..	..	1,500	3,000	1,100	..
Japan	497	539	576	720	895	1,69,878	1,83,073	1,35,859	1,64,958	1,37,734
United States of America— <i>Via Atlantic Coast</i>	1,314	1,895	6,384	1,642	1,111	4,72,395	3,94,476	14,30,682	3,91,924	1,40,612
Ecuador	..	..	..	7	..	..	..	700	1,422	..
Other Foreign Countries	..	..	1	..	..	..	..	..	..	..
<b>TOTAL FOREIGN COUNTRIES</b>	<b>4,917</b>	<b>5,358</b>	<b>9,932</b>	<b>3,949</b>	<b>2,489</b>	<b>12,05,078</b>	<b>11,85,845</b>	<b>21,18,298</b>	<b>8,61,111</b>	<b>4,23,481</b>
<i>Share of Bengal</i>	<i>9,751</i>	<i>8,531</i>	<i>12,324</i>	<i>8,063</i>	<i>5,448</i>	<i>25,16,651</i>	<i>20,38,653</i>	<i>30,53,310</i>	<i>17,66,701</i>	<i>9,33,169</i>
<i>Bombay</i>	..	..	..	28	12	..	..	..	1,316	1,600
<i>Madras</i>	<i>3,726</i>	<i>4,049</i>	<i>6,104</i>	<i>4,173</i>	<i>2,228</i>	<i>7,37,044</i>	<i>9,92,301</i>	<i>12,13,176</i>	<i>6,27,494</i>	<i>4,10,416</i>
<b>TOTAL</b>	<b>13,477</b>	<b>12,580</b>	<b>18,923</b>	<b>12,264</b>	<b>7,688</b>	<b>32,53,695</b>	<b>30,80,954</b>	<b>42,60,986</b>	<b>23,95,510</b>	<b>12,50,185</b>
<b>In splittings—</b>										
United Kingdom	Cwts. 29,709	Cwts. 33,669	Cwts. 33,170	Cwts. 26,026	Cwts. 19,073	22,78,513	24,66,111	21,21,247	19,57,586	12,32,033
Canada—										
<i>Via Atlantic Coast</i>	100	441	913	434	709	33,791	1,25,478	2,25,155	87,088	1,10,457
<i>Victoria</i>	163	10	2	5	5	2,070	930	300	550	400
<i>New South Wales</i>	580	1,399	1,400	820	400	3,207	2,447	2,450	1,435	700
<i>Australian Commonwealth (Total)</i>	<i>743</i>	<i>1,409</i>	<i>1,402</i>	<i>825</i>	<i>405</i>	<i>5,277</i>	<i>3,377</i>	<i>2,750</i>	<i>1,985</i>	<i>1,100</i>
Other British Possessions	..	..	1	..	..	..	..	25	..	..
<b>TOTAL BRITISH EMPIRE</b>	<b>30,557</b>	<b>35,519</b>	<b>35,486</b>	<b>27,385</b>	<b>20,187</b>	<b>23,12,581</b>	<b>25,94,966</b>	<b>23,49,177</b>	<b>20,46,659</b>	<b>13,43,590</b>

GENERAL EXPORTS

INDIAN MERCHANDISE

( 738 )

No. 14—continued

ARTICLES, AND COUNTRIES OF FINAL DESTINATION; ALSO SHARE OF EACH PROVINCE	QUANTITY					VALUE				
	1927-28	1928-29	1929-30	1930-31	1931-32	1927-28	1928-29	1929-30	1930-31	1931-32
	Cwts.	Cwts.	Cwts.	Cwts.	Cwts.	₹	₹	₹	₹	₹
<b>Mica (II. B)—continued</b>										
<i>In Splittings—continued</i>										
Sweden . . . . .	..	..	..	42	40	..	..	..	4,862	1,111
Germany . . . . .	18,033	11,048	10,864	5,108	3,866	9,56,571	7,15,102	4,95,639	3,08,398	1,72,301
Netherlands . . . . .	26	133	465	324	341	1,300	8,700	18,060	17,866	12,601
Belgium . . . . .	659	907	2,225	1,214	1,031	57,740	85,258	96,497	88,605	80,401
France . . . . .	4,090	1,363	7,133	4,988	2,463	96,113	58,240	1,26,169	1,24,078	23,501
Italy . . . . .	930	1,430	649	1,138	2,598	1,08,058	2,80,708	69,144	1,44,448	2,54,701
Austria . . . . .	..	..	..	140	..	..	..	..	15,680	..
Japan . . . . .	2,540	5,151	2,598	2,440	3,158	1,28,048	1,57,656	1,45,607	61,067	67,901
United States of America— Via Atlantic Coast	17,191	28,256	36,242	19,135	12,001	23,69,473	20,70,001	27,40,481	15,54,888	6,29,301
Other Foreign Countries	9	..	..	..	..	150	..	..	..	..
<b>TOTAL FOREIGN COUNTRIES</b>	<b>38,477</b>	<b>48,192</b>	<b>60,226</b>	<b>34,519</b>	<b>25,403</b>	<b>37,17,453</b>	<b>33,70,666</b>	<b>36,91,597</b>	<b>28,16,742</b>	<b>12,42,001</b>
<i>Share of Bengal . . . . .</i>	<i>60,048</i>	<i>76,130</i>	<i>89,292</i>	<i>54,303</i>	<i>40,660</i>	<i>53,75,049</i>	<i>53,35,647</i>	<i>55,36,037</i>	<i>38,31,195</i>	<i>22,38,501</i>
<i>Bombay . . . . .</i>	<i>109</i>	<i>23</i>	<i>2</i>	<i>690</i>	<i>3</i>	<i>55,136</i>	<i>19,024</i>	<i>718</i>	<i>68,030</i>	<i>61</i>
<i>Sind . . . . .</i>	<i>..</i>	<i>3</i>	<i>..</i>	<i>..</i>	<i>..</i>	<i>150</i>	<i>..</i>	<i>..</i>	<i>..</i>	<i>..</i>
<i>Madras . . . . .</i>	<i>3,377</i>	<i>7,556</i>	<i>6,418</i>	<i>6,911</i>	<i>5,017</i>	<i>6,99,349</i>	<i>6,10,810</i>	<i>5,04,019</i>	<i>4,68,126</i>	<i>3,46,401</i>
<b>TOTAL</b>	<b>69,034</b>	<b>83,711</b>	<b>95,712</b>	<b>61,804</b>	<b>45,680</b>	<b>60,30,034</b>	<b>59,65,631</b>	<b>60,40,774</b>	<b>43,63,401</b>	<b>25,85,801</b>
<b>TOTAL MICA—</b>	<b>Cwts.</b>	<b>Cwts.</b>	<b>Cwts.</b>	<b>Cwts.</b>	<b>Cwts.</b>					
United Kingdom . . . . .	38,149	40,583	42,137	34,278	24,292	42,61,538	42,91,365	42,59,442	34,63,058	21,55,119
Ceylon . . . . .	..	5	1	..	..	..	5,000	25	..	..
Mauritius and Dependencies	..	120	..	..	..	..	1,620	..	..	..
Canada— Via Atlantic Coast	140	557	934	470	717	42,766	1,58,708	2,30,008	96,689	1,16,501
Western Australia . . . . .	..	..	1	..	..	..	..	900	..	..
Victoria . . . . .	212	64	7	20	6	22,220	20,140	8,650	11,116	70
New South Wales . . . . .	614	1,412	1,401	829	400	33,074	13,247	3,200	8,245	70
<i>Australian Commonwealth (Total) . . . . .</i>	<i>826</i>	<i>1,476</i>	<i>1,409</i>	<i>855</i>	<i>406</i>	<i>55,994</i>	<i>33,387</i>	<i>7,750</i>	<i>19,361</i>	<i>1,401</i>
New Zealand (including Nauru and Br. Samoa)	2	..	1	2	1	1,690	..	700	1,050	151
<b>TOTAL BRITISH EMPIRE</b>	<b>39,117</b>	<b>42,741</b>	<b>44,482</b>	<b>35,600</b>	<b>25,386</b>	<b>43,61,108</b>	<b>44,90,075</b>	<b>44,97,925</b>	<b>35,81,058</b>	<b>22,70,201</b>
Sweden . . . . .	..	..	..	56	40	..	..	..	7,050	1,125
Germany . . . . .	14,343	12,036	11,779	5,618	3,957	11,13,876	9,08,714	6,47,180	3,38,132	1,92,781
Netherlands . . . . .	25	142	465	389	341	1,300	10,040	18,060	32,508	12,644
Belgium . . . . .	662	933	2,341	1,215	1,038	60,490	86,758	1,03,220	89,055	83,406
France . . . . .	4,929	2,989	5,579	5,695	2,647	4,14,298	4,17,396	4,29,701	2,24,642	72,979
Spain . . . . .	7	10	..	..	..	2,591	2,760	..	..	..
Switzerland . . . . .	..	9	..	..	..	..	5,875	..	..	..
Italy . . . . .	1,377	1,537	1,101	1,410	2,794	1,89,432	3,22,331	1,55,306	1,89,487	3,27,337
Austria . . . . .	..	..	..	140	..	..	..	..	15,680	..
Java . . . . .	..	1	..	..	..	600	1,440	..	..	..
China (exclusive of Hong- Kong and Macao)	..	2	2	1	..	..	1,500	3,000	1,100	..
Japan . . . . .	3,037	5,690	3,174	3,160	4,053	2,97,926	3,40,729	2,81,496	2,26,925	2,05,673
United States of America— Via Atlantic Coast	19,005	30,151	42,626	20,777	13,112	23,41,868	24,64,477	41,71,163	19,46,812	7,69,986
Equador . . . . .	..	..	..	7	..	..	..	..	1,422	..
Other Foreign countries	9	..	1	..	..	150	..	700	..	..
<b>TOTAL FOREIGN COUNTRIES</b>	<b>43,394</b>	<b>53,550</b>	<b>70,158</b>	<b>38,468</b>	<b>27,932</b>	<b>49,22,531</b>	<b>45,56,510</b>	<b>58,09,835</b>	<b>31,77,853</b>	<b>16,65,529</b>
<i>Share of Bengal . . . . .</i>	<i>69,799</i>	<i>84,861</i>	<i>102,116</i>	<i>62,366</i>	<i>46,108</i>	<i>73,91,700</i>	<i>74,24,300</i>	<i>85,89,847</i>	<i>55,97,896</i>	<i>31,76,731</i>
<i>Bombay . . . . .</i>	<i>109</i>	<i>23</i>	<i>2</i>	<i>618</i>	<i>15</i>	<i>55,136</i>	<i>19,024</i>	<i>718</i>	<i>67,396</i>	<i>2,220</i>
<i>Sind . . . . .</i>	<i>..</i>	<i>3</i>	<i>..</i>	<i>..</i>	<i>..</i>	<i>..</i>	<i>150</i>	<i>..</i>	<i>..</i>	<i>..</i>
<i>Madras . . . . .</i>	<i>12,463</i>	<i>11,604</i>	<i>12,522</i>	<i>11,684</i>	<i>7,246</i>	<i>13,36,893</i>	<i>16,03,111</i>	<i>17,17,195</i>	<i>10,93,620</i>	<i>7,56,873</i>
<b>TOTAL</b>	<b>82,511</b>	<b>96,291</b>	<b>114,640</b>	<b>74,068</b>	<b>58,368</b>	<b>92,83,729</b>	<b>90,46,665</b>	<b>1,03,07,760</b>	<b>67,58,911</b>	<b>39,35,823</b>
<b>Ironstone (II. B)—</b>	<b>Tons</b>	<b>Tons</b>	<b>Tons</b>	<b>Tons</b>	<b>Tons</b>					
Germany . . . . .	30	..	..	..	..	9,000	..	..	..	..
United States of America— Via Atlantic Coast	399	100	212	..	..	57,370	30,000	25,446	..	..
<b>TOTAL FOREIGN COUNTRIES</b>	<b>429</b>	<b>100</b>	<b>212</b>	<b>..</b>	<b>..</b>	<b>66,370</b>	<b>30,000</b>	<b>25,446</b>	<b>..</b>	<b>..</b>
<i>Share of Madras . . . . .</i>	<i>429</i>	<i>100</i>	<i>212</i>	<i>..</i>	<i>..</i>	<i>66,370</i>	<i>30,000</i>	<i>25,446</i>	<i>..</i>	<i>..</i>
<b>Animal (II. G)—</b>	<b>Gals.</b>	<b>Gals.</b>	<b>Gals.</b>	<b>Gals.</b>	<b>Gals.</b>					
Maldives . . . . .	4,064	1,128	480	194	384	6,794	1,918	2,088	810	850
Ceylon . . . . .	2,622	2,105	211	602	128	4,218	9,065	675	1,695	390
Other British Possessions	288	12	406	45	..	288	24	820	225	..
<b>TOTAL BRITISH EMPIRE</b>	<b>6,974</b>	<b>3,245</b>	<b>1,097</b>	<b>841</b>	<b>512</b>	<b>11,295</b>	<b>8,002</b>	<b>3,583</b>	<b>2,730</b>	<b>1,270</b>

No. 14—continued

ARTICLES, AND COUNTRIES OF FINAL DESTINATION; ALSO SHARE OF EACH PROVINCE	QUANTITY					VALUE				
	1927-28	1928-29	1929-30	1930-31	1931-32	1927-28	1928-29	1929-30	1930-31	1931-32
<i>Oils—continued</i>										
<i>Animal (H. G)—continued</i>	Gals.	Gals.	Gals.	Gals.	Gals.	Rs.	Rs.	Rs.	Rs.	Rs.
Iraq . . . . .	..	..	1,806	..	..	..	..	2,325	..	..
Other Foreign Countries . . . . .	..	460	1,008	87	..	..	904	1,521	50	..
<b>TOTAL FOREIGN COUNTRIES</b>	..	460	2,314	87	..	..	904	3,846	50	..
<i>Share of Bombay</i>	..	..	14	45	48	..	..	70	225	90
<i>Sind</i> . . . . .	..	472	2,712	37	..	..	928	4,646	50	..
<i>Madras</i> . . . . .	6,974	3,233	685	796	464	11,295	7,978	2,713	2,005	1,150
<b>TOTAL</b>	6,974	3,705	3,411	878	512	11,295	8,906	7,429	2,280	1,270
<i>Essential—</i>										
<i>LEMONGRASS OIL (H. G)—</i>	Gals.	Gals.	Gals.	Gals.	Gals.					
United Kingdom . . . . .	12,841	14,943	13,490	4,986	11,118	2,26,981	2,47,241	1,39,080	63,181	1,06,798
Ceylon . . . . .	1,230	2,768	2,484	1,860	1,117	20,910	47,036	31,050	26,500	11,968
Natal . . . . .	..	..	..	257	..	..	..	..	3,500	..
Canada— <i>Via Atlantic Coast</i> . . . . .	100	200	50	224	200	1,650	3,250	750	3,200	1,775
<b>TOTAL BRITISH EMPIRE</b>	14,171	17,911	16,024	7,327	12,435	2,49,641	2,97,527	2,14,880	96,381	1,20,541
Germany . . . . .	5,744	9,552	11,805	5,039	4,897	98,489	1,60,003	1,52,962	69,658	46,327
Netherlands . . . . .	1,632	3,086	3,184	571	3,542	28,148	67,898	43,904	7,800	39,728
Belgium . . . . .	1,180	1,408	1,686	534	36	19,922	23,936	21,674	7,300	360
France . . . . .	28,649	37,240	16,756	12,576	10,997	5,07,302	6,14,906	2,33,432	1,72,984	1,00,215
Italy . . . . .	1,496	1,004	1,796	702	1,657	25,432	16,864	26,804	9,500	15,212
Japan . . . . .	2,267	2,414	4,318	786	2,726	38,454	38,046	61,846	9,553	21,855
United States of America— <i>Via Atlantic Coast</i> . . . . .	21,024	24,034	21,524	11,793	14,380	3,65,921	4,07,179	2,97,745	1,53,960	1,36,327
<b>TOTAL FOREIGN COUNTRIES</b>	61,992	79,638	60,519	32,081	38,285	10,83,758	13,28,837	8,38,867	4,80,755	3,60,024
<i>Share of Madras</i> . . . . .	76,162	97,549	76,542	39,358	50,670	13,33,299	16,26,346	10,53,547	5,27,136	4,50,575
<i>LUMWOOD OIL (H. G) —</i>	Gals.	Gals.	Gals.	Gals.	Gals.					
United Kingdom . . . . .	6,359	5,492	5,065	1,084	4,542	9,18,639	8,09,191	7,54,359	1,68,606	4,00,747
Hongkong . . . . .	236	..	174	67	139	32,722	..	4,465	1,500	15,710
British Egyptian Sudan . . . . .	359	260	223	387	193	45,777	43,452	38,616	41,130	26,470
Canada— <i>Via Atlantic Coast</i> . . . . .	802	408	..	..	..	1,12,607	61,740	..	..	..
South Australia (including Northern Territory) . . . . .	24	25	25	25	25	3,578	3,920	4,050	3,550	3,795
Italian Commonwealth <i>(total)</i> . . . . .	24	25	25	25	..	3,573	13,920	4,050	3,550	3,793
Other British Possessions . . . . .	..	11	2	1	..	..	169	127	30	..
<b>TOTAL BRITISH EMPIRE</b>	7,750	6,199	5,489	1,564	4,809	11,18,528	9,18,472	8,01,637	2,14,846	7,46,220

GENERAL EXPORTS

( 740 )

INDIAN MERCHANDISE

No. 14—continued

ARTICLES, AND COUNTRIES OF FINAL DESTINATION; ALSO SHARE OF EACH PROVINCE	QUANTITY					VALUE				
	1927-28	1928-29	1929-30	1930-31	1931-32	1927-28	1928-29	1929-30	1930-31	1931-32
<b>Oils—continued</b>										
<i>Essential—continued</i>										
SANDALWOOD OIL (II. G)—contd.	Gals.	Gals.	Gals.	Gals.	Gals.	R	R	R	R	R
Germany . . . . .	408	429	1,424	417	500	59,025	64,025	2,18,106	64,920	80,314
Belgium . . . . .	2,641	6,082	6,088	4,516	2,622	3,68,636	8,88,054	10,26,248	6,88,701	4,01,200
France . . . . .	13	..	..	..	9	2,200	..	..	..	1,600
Syria . . . . .	..	..	..	..	..	..	..	..	..	..
Java . . . . .	..	..	..	..	..	..	..	..	..	..
Native States in Arabia other than Maskat Territory and Trucial Oman . . . . .	..	18	..	8	224	..	2,850	..	400	14,000
Siam . . . . .	..	..	..	..	..	..	..	..	..	..
China (exclusive of Hongkong and Macao) . . . . .	..	..	..	..	80	..	..	..	..	11,200
Japan . . . . .	4,719	5,849	1,937	2,048	4,285	6,78,190	8,02,990	2,82,645	8,02,440	5,46,200
Egypt . . . . .	55	39	50	11	..	9,400	6,700	7,400	1,400	..
United States of America—Via Atlantic Coast . . . . .	..	32	..	170	92	..	8,000	..	15,500	11,200
Other Foreign Countries . . . . .	..	..	..	..	6	..	..	..	..	600
<b>TOTAL FOREIGN COUNTRIES</b>	<b>7,836</b>	<b>12,474</b>	<b>9,499</b>	<b>7,160</b>	<b>7,780</b>	<b>11,13,057</b>	<b>17,67,619</b>	<b>15,94,459</b>	<b>10,68,867</b>	<b>10,38,100</b>
Share of Bengal . . . . .	14,419	16,567	14,221	8,247	11,091	20,53,158	24,19,132	22,36,149	12,35,583	16,74,000
Share of Bombay . . . . .	1,197	2,103	766	477	1,579	1,78,222	2,66,959	1,00,762	47,630	1,39,100
Share of Madras . . . . .	..	..	..	..	..	..	..	..	..	..
<b>TOTAL</b>	<b>15,616</b>	<b>18,670</b>	<b>14,988</b>	<b>8,724</b>	<b>12,670</b>	<b>22,26,380</b>	<b>26,86,091</b>	<b>23,36,096</b>	<b>12,83,213</b>	<b>18,14,800</b>
<b>GINGER GRASS OIL (II. G)—</b>										
United Kingdom . . . . .	Gals. 140	Gals. 346	Gals. 355	Gals. 188	Gals. 220	6,750	15,261	17,276	7,500	10,500
Ceylon . . . . .	..	..	220	..	..	..	..	13,830	..	..
Anglo-Egyptian Sudan . . . . .	..	60	..	..	..	..	3,200	..	..	..
<b>TOTAL BRITISH EMPIRE</b>	<b>140</b>	<b>406</b>	<b>575</b>	<b>188</b>	<b>220</b>	<b>6,750</b>	<b>18,461</b>	<b>31,106</b>	<b>7,500</b>	<b>10,500</b>
Germany . . . . .	42	28	98	..	14	1,600	1,250	3,937	..	5,000
France . . . . .	49	14	..	14	70	2,100	625	..	875	2,700
Perals . . . . .	90	..	..	..	..	3,375	..	..	..	..
United States of America—Via Atlantic Coast . . . . .	..	..	27	8	..	..	..	1,080	225	..
Other Foreign Countries . . . . .	..	..	14	14	18	..	..	625	375	500
<b>TOTAL FOREIGN COUNTRIES</b>	<b>181</b>	<b>42</b>	<b>139</b>	<b>36</b>	<b>102</b>	<b>7,075</b>	<b>1,875</b>	<b>5,642</b>	<b>975</b>	<b>8,800</b>
Share of Bombay . . . . .	321	417	637	219	322	13,825	13,950	36,667	8,475	14,300
Share of Madras . . . . .	..	31	27	..	..	..	1,366	1,080	..	..
<b>TOTAL</b>	<b>321</b>	<b>448</b>	<b>714</b>	<b>219</b>	<b>322</b>	<b>13,825</b>	<b>20,316</b>	<b>36,747</b>	<b>8,475</b>	<b>14,300</b>
<b>PALMA ROSA OIL (II. G)—</b>										
United Kingdom . . . . .	Gals. 1,067	Gals. 578	Gals. 1,022	Gals. 295	Gals. 831	62,448	35,295	56,500	14,550	37,700
Aden and Dependencies . . . . .	88	..	..	..	343	2,250	..	..	..	9,800
Hongkong . . . . .	571	211	167	305	88	6,700	12,850	1,000	3,500	8,000
Anglo-Egyptian Sudan . . . . .	4,682	2,877	5,189	5,319	3,269	1,62,624	1,50,969	2,07,440	1,92,750	1,06,050
Other British Possessions . . . . .	..	..	19	..	..	..	..	450	..	..
<b>TOTAL BRITISH EMPIRE</b>	<b>6,408</b>	<b>3,666</b>	<b>6,348</b>	<b>5,919</b>	<b>4,520</b>	<b>2,34,077</b>	<b>1,99,114</b>	<b>2,65,390</b>	<b>2,10,800</b>	<b>1,53,930</b>
Germany . . . . .	1,014	1,182	1,518	1,047	1,179	50,249	64,925	79,629	89,809	44,660
Netherlands . . . . .	..	..	42	264	..	..	..	2,250	8,875	..
France . . . . .	510	629	590	279	195	22,099	34,225	28,500	10,250	7,990
Italy . . . . .	56	181	84	140	56	3,000	9,750	4,500	5,281	2,000
Syria . . . . .	14	142	56	..	..	600	6,200	2,600	..	..
Egypt . . . . .	248	112	177	150	102	7,750	5,400	4,675	3,200	3,250
United States of America—Via Atlantic Coast . . . . .	999	407	447	782	532	49,150	28,000	27,500	30,937	24,500
Other Foreign Countries . . . . .	25	12	6	50	..	750	900	2,500	1,537	..
<b>TOTAL FOREIGN COUNTRIES</b>	<b>2,861</b>	<b>2,665</b>	<b>2,920</b>	<b>2,662</b>	<b>2,064</b>	<b>1,33,598</b>	<b>1,50,400</b>	<b>1,50,154</b>	<b>99,889</b>	<b>82,410</b>
Share of Bombay . . . . .	2,264	6,331	2,268	3,581	6,584	3,67,675	3,49,514	4,15,544	3,10,689	2,38,340
<b>TOTAL</b>	<b>199</b>	<b>..</b>	<b>1</b>	<b>..</b>	<b>..</b>	<b>16,408</b>	<b>..</b>	<b>23</b>	<b>..</b>	<b>..</b>
<b>THYMOL OIL (II. G)—</b>										
United Kingdom . . . . .	Gals. 199	Gals. ..	Gals. ..	Gals. ..	Gals. ..	16,408	..	..	..	..
Straits Settlements (including Labuan) . . . . .	..	..	1	..	..	..	..	23	..	..
<b>TOTAL BRITISH EMPIRE</b>	<b>199</b>	<b>..</b>	<b>1</b>	<b>..</b>	<b>..</b>	<b>16,408</b>	<b>..</b>	<b>23</b>	<b>..</b>	<b>..</b>
Share of Bombay . . . . .	199	..	..	..	..	16,408	..	..	..	..
Share of Burma . . . . .	..	..	1	..	..	..	..	23	..	..
<b>TOTAL</b>	<b>199</b>	<b>..</b>	<b>1</b>	<b>..</b>	<b>..</b>	<b>16,408</b>	<b>..</b>	<b>23</b>	<b>..</b>	<b>..</b>
<b>CITRONELLA OIL (II. G)—</b>										
United Kingdom . . . . .	Gals. 778	Gals. 1,929	Gals. 267	Gals. 8	Gals. ..	5,155	18,911	2,700	..	..
Ceylon . . . . .	..	..	..	8	..	..	..	..	96	..
<b>TOTAL BRITISH EMPIRE</b>	<b>778</b>	<b>1,929</b>	<b>267</b>	<b>8</b>	<b>..</b>	<b>5,155</b>	<b>18,911</b>	<b>2,700</b>	<b>96</b>	<b>..</b>
<b>TOTAL FOREIGN COUNTRIES</b>	<b>8</b>	<b>..</b>	<b>1</b>	<b>..</b>	<b>..</b>	<b>75</b>	<b>..</b>	<b>30</b>	<b>..</b>	<b>..</b>
Share of Bombay . . . . .	8	..	..	..	..	75	..	..	..	..
Share of Sind . . . . .	..	..	1	..	..	..	..	30	..	..
Share of Madras . . . . .	..	..	..	..	..	..	..	..	..	..
Share of Burma . . . . .	778	1,929	267	8	..	..	..	..	96	..
<b>TOTAL</b>	<b>786</b>	<b>1,929</b>	<b>268</b>	<b>8</b>	<b>..</b>	<b>5,230</b>	<b>18,911</b>	<b>2,700</b>	<b>96</b>	<b>..</b>

No. 14—continued

ARTICLES, AND COUNTRIES OF FINAL DESTINATION; ALSO SHARE OF EACH PROVINCE	QUANTITY					VALUE				
	1927-28	1928-29	1929-30	1930-31	1931-32	1927-28	1928-29	1929-30	1930-31	1931-32
<i>Oil—continued</i>						R	R	R	R	R
<i>Essential—continued</i>										
CINNAMON OIL (II. G)—	Gals.	Gals.	Gals.	Gals.	Gals.					
Anglo-Egyptian Sudan	19	..	186	..	..	438	..	9,900	..	..
Other British Possessions	12	..	..	..	..	317	..	..	..	..
TOTAL BRITISH EMPIRE	31	..	186	..	..	755	..	9,900	..	..
TOTAL FOREIGN COUNTRIES	..	11	..	..	2	..	400	..	..	56
Share of Bombay	31	..	186	..	..	755	..	9,900	..	..
“ Sind	..	..	..	..	2	..	..	..	..	56
“ Burma	..	11	..	..	..	..	400	..	..	..
TOTAL	31	11	186	..	2	755	400	9,900	..	56
Other sorts (II. G)—	Gals.	Gals.	Gals.	Gals.	Gals.					
United Kingdom	..	1	104	1	..	..	45	4,681	505	..
Aden and Dependencies	91	..	..	19	..	1,640	..	..	800	..
Straits Settlements (including Labuan)	92	..	55	12	12	1,055	..	230	68	60
Hongkong	..	..	..	..	107	..	..	..	..	1,800
Zanzibar and Pemba	80	31	84	86	28	1,200	800	350	1,200	350
Kenya Colony	37	..	4	21	48	250	..	200	300	1,850
Anglo-Egyptian Sudan	1,508	1,708	1,672	1,858	1,515	30,640	37,835	48,517	40,150	25,250
Other British Possessions	71	74	71	82	39	897	1,168	1,102	1,090	221
TOTAL BRITISH EMPIRE	1,868	1,814	1,940	2,079	1,809	35,682	39,838	55,280	43,618	29,531
France	..	..	..	16	16	..	..	..	1,600	315
Syria	51	88	..	..	..	1,340	2,800	..	..	..
Egypt	291	215	272	125	33	4,850	6,325	6,550	2,160	525
Other Foreign Countries	58	52	493	106	6	1,115	1,200	1,600	2,170	190
TOTAL FOREIGN COUNTRIES	835	855	765	247	55	7,305	10,325	8,150	5,920	1,080
Share of Bengal	99	18	75	12	13	1,615	300	930	68	60
“ Bombay	2,019	2,104	2,080	2,367	1,797	40,705	49,470	56,727	47,325	29,965
“ Sind	..	..	12	..	..	..	..	355	..	315
“ (Madras)	135	47	63	47	18	667	393	4,327	3,140	221
“ Burma	..	..	305	..	37	..	..	1,131	..	..
TOTAL	2,258	2,169	2,705	2,326	1,864	42,987	50,168	63,430	49,538	30,561

GENERAL EXPORTS

( 742 )

INDIAN MERCHANDISE

No. 14—continued

ARTICLES, AND COUNTRIES OF FINAL DESTINATION; ALSO SHARE OF EACH PROVINCE	QUANTITY					VALUE				
	1927-28	1928-29	1929-30	1930-31	1931-32	1927-28	1928-29	1929-30	1930-31	1931-32
						₹	₹	₹	₹	₹
<i>Oils—continued</i>										
<i>Essential—concluded</i>										
<b>Total Essential Oils—</b>	<b>Gals.</b>	<b>Gals.</b>	<b>Gals.</b>	<b>Gals.</b>	<b>Gals.</b>					
United Kingdom . . . . .	21,864	23,289	20,804	6,549	16,711	12,36,376	11,25,944	10,18,795	2,54,842	8,55,8
Aden and Dependencies . . . . .	174	..	..	19	343	3,800	..	..	800	9,3
Ceylon . . . . .	1,268	2,815	2,724	1,894	1,156	21,107	47,400	45,054	27,006	12,1
Straits Settlements (including Labuan) . . . . .	104	..	75	12	12	1,372	..	703	68	
Hongkong . . . . .	807	211	341	372	389	39,482	12,850	5,485	5,900	17,8
Natal . . . . .	..	..	..	292	..	..	..	..	4,050	..
Zanzibar and Pemba . . . . .	69	31	35	86	28	1,200	800	450	1,200	3
Kenya Colony . . . . .	87	1	4	21	48	250	100	260	300	1,8
Anglo-Egyptian Sudan . . . . .	6,568	4,905	7,220	7,564	4,971	2,39,479	2,35,158	3,04,473	2,74,030	1,57,7
Canada—										
Via Atlantic Coast . . . . .	902	603	50	224	200	1,14,257	64,990	750	3,200	1,71
South Australia (including Northern Territory) . . . . .	24	25	25	25	25	3,578	3,920	4,050	3,580	3,71
Australian Commonwealth (Total) . . . . .	24	25	25	25	25	3,578	3,920	4,050	3,580	3,71
Other British Possessions . . . . .	33	36	52	22	2	700	808	955	160	21
<b>TOTAL BRITISH EMPIRE</b>	<b>31,870</b>	<b>31,922</b>	<b>30,880</b>	<b>17,080</b>	<b>23,885</b>	<b>16,61,691</b>	<b>14,92,323</b>	<b>18,80,915</b>	<b>5,73,236</b>	<b>10,61,47</b>
Germany . . . . .	7,212	11,191	14,345	6,588	6,590	2,10,003	2,90,208	4,54,694	1,71,893	1,71,85
Netherlands . . . . .	1,632	3,980	3,240	849	3,556	28,148	67,808	46,779	17,050	40,22
Belgium . . . . .	1,180	1,408	1,636	534	48	19,922	28,936	21,874	7,300	1,80
France . . . . .	31,849	43,965	23,434	17,401	13,902	9,00,227	15,32,810	12,88,180	8,68,910	5,12,56
Italy . . . . .	1,552	1,185	1,880	842	1,713	28,432	26,614	31,304	14,781	17,21
Syria . . . . .	78	230	56	..	..	4,140	9,000	2,600	..	..
Java . . . . .	..	..	..	..	9	..	..	..	..	1,88
Native States in Arabia other than Maskat Territory and Trucial Oman . . . . .	32	31	6	8	..	930	3,950	500	400	..
Persia . . . . .	90	..	5	..	..	3,375	..	120	..	..
Siam . . . . .	18	..	..	..	224	..	800	..	..	14,000
China (exclusive of Hongkong and Macao) . . . . .	..	11	448	..	80	..	400	840	..	11,270
Japan . . . . .	6,994	8,763	6,255	2,857	6,961	7,11,725	8,41,036	3,44,401	3,12,930	5,68,10
Egypt . . . . .	579	306	499	280	135	22,000	18,425	18,025	6,750	3,775
United States of America—										
Via Atlantic Coast . . . . .	22,023	24,503	22,003	12,731	15,004	4,15,071	4,44,179	3,26,585	2,01,372	1,72,087
" Pacific " . . . . .	..	..	..	3	..	..	..	..	120	..
Other Foreign Countries . . . . .	42	23	36	97	14	895	700	410	1,900	630
<b>TOTAL FOREIGN COUNTRIES</b>	<b>73,263</b>	<b>95,135</b>	<b>78,843</b>	<b>42,136</b>	<b>49,236</b>	<b>23,44,868</b>	<b>32,59,156</b>	<b>25,86,802</b>	<b>16,05,906</b>	<b>15,15,205</b>
State of Bengal . . . . .	99	18	76	17	21	1,615	300	1,165	68	1,740
" Bombay . . . . .	26,261	26,479	26,412	19,314	19,794	24,92,601	28,37,066	27,62,937	16,02,072	19,54,623
" Sind . . . . .	..	..	13	..	3	..	..	295	..	371
" Madras . . . . .	77,495	99,730	77,399	39,890	52,267	15,07,188	18,95,102	11,59,416	5,77,002	6,19,917
" Burma . . . . .	778	1,940	773	..	37	5,155	19,311	3,864	..	..
<b>TOTAL</b>	<b>104,633</b>	<b>127,107</b>	<b>104,673</b>	<b>59,216</b>	<b>72,121</b>	<b>40,06,559</b>	<b>47,51,779</b>	<b>39,17,717</b>	<b>21,70,142</b>	<b>25,76,631</b>



No. 14--continued

ARTICLES, AND COUNTRIES OF FINAL DESTINATION; ALSO SHARE OF EACH PROVINCE	QUANTITY					VALUE				
	1927-28	1928-29	1929-30	1930-31	1931-32	1927-28	1928-29	1929-30	1930-31	1931-32
<i>Mineral—</i>						R	R	R	R	R
Dangerous petroleum flashing below 72° F. including petrol, benzine and benzol (II. G)—	Gals.	Gals.	Gals.	Gals.	Gals.					
<b>TOTAL BRITISH EMPIRE</b>	..	6	488	..	256	..	42	350	..	289
Iraq	1,148	..	..	..	..	1,441	..	..	..	..
Persia	1,752	..	..	92	..	2,064	..	..	115	..
Other Foreign Countries	..	120	..	..	46	..	180	..	..	60
<b>TOTAL FOREIGN COUNTRIES</b>	2,900	120	..	92	46	3,505	180	..	115	60
<i>Share of Sind</i>	2,900	..	..	..	138	3,505	..	..	..	217
" Madras	..	6	..	..	..	..	42	..	..	..
" Burma	..	120	488	92	164	..	180	350	115	132
<b>TOTAL</b>	2,900	126	488	92	302	3,505	222	350	115	349
<b>KEROSENE (II. G)—</b>	Gals.	Gals.	Gals.	Gals.	Gals.					
<b>TOTAL BRITISH EMPIRE</b>	70	880	796	..	280	74	687	637	..	212
Maskat Territory and Trucial Oman	6,200	..	..	..	..	3,700	..	..	..	..
Other Foreign Countries	..	196	..	..	128	..	115	..	..	36
<b>TOTAL FOREIGN COUNTRIES</b>	6,200	196	..	..	128	3,700	115	..	..	36
<i>Share of Bengal</i>	..	68	12	..	..	..	62	50	..	..
" Bombay	..	168	..	..	..	..	82	..	..	..
" Sind	6,200	8	..	..	..	3,700	6	..	..	..
" Madras	14	716	780	..	276	12	618	633	..	167
" Burma	56	76	4	..	192	62	34	4	..	31
<b>TOTAL</b>	6,270	1,026	796	..	408	3,774	802	687	..	248
<b>Other kinds (II. G)—</b>	Gals.	Gals.	Gals.	Gals.	Gals.					
United Kingdom	664	3,454	1,807	396	1,471	456	12,639	2,706	1,119	4,312
Ceylon	58,957	48,630	23,557	9,882	4	54,524	53,050	48,575	23,198	17
Strait Settlements (including Labuan)	77,341	79,230	72,090	61,573	85,050	72,798	75,525	71,596	65,092	83,904
Federated Malay States	..	730	120	330	9,580	..	736	116	370	10,389
Kenya Colony	1,234	480	..	..	..	2,638	600	..	..	..
British Guiana	..	237	..	..	..	..	1,000	..	..	..
New South Wales	..	186	..	..	..	..	980	..	..	..
Victoria	..	257	..	..	..	..	450	..	..	..
Australian Commonwealth (Total)	..	443	..	..	..	..	1,430	..	..	..
Fiji Islands	..	1,824	..	..	..	..	5,000	..	..	..
Other British Possessions	1,430	204	48	120	232	1,736	430	65	140	575
<b>TOTAL BRITISH EMPIRE</b>	139,676	185,233	97,122	72,301	96,917	1,32,151	1,50,400	1,23,058	89,919	99,197
Maskat Territory and Trucial Oman	..	562	172	75	..	..	1,125	530	150	..
Persia	451	1,204	..	16	..	644	1,210	..	15	..
Siam	1,936	804	796	1,182	944	1,137	502	497	624	577
Java	..	..	12	12	4	..	..	340	1,450	40
United States of America— Via Atlantic Coast	8	145	180	..	623	16	1,619	950	..	171
Other Foreign Countries	1,968	419	698	138	125	2,062	2,003	1,848	710	570
<b>TOTAL FOREIGN COUNTRIES</b>	4,368	3,134	1,653	1,373	1,701	3,859	5,859	3,715	3,009	1,318

GENERAL EXPORTS

INDIAN MERCHANDISE

( 744 )

No. 14—continued

ARTICLES, AND COUNTRIES OF FINAL DESTINATION; ALSO SHARE OF EACH PROVINCE	QUANTITY					VALUE				
	1927-28	1928-29	1929-30	1930-31	1931-32	1927-28	1928-29	1929-30	1930-31	1931-32
	Gals.	Gals.	Gals.	Gals.	Gals.	R.	R.	R.	R.	R.
<b>Oils—continued</b>										
<i>Mineral—continued</i>										
Other kinds (II. G)—continued										
Share of Bengal . . . . .	787	5,327	1,757	1,326	1,344	650	22,408	5,272	5,298	5,536
" Bombay . . . . .	2,459	2,498	203	76	..	4,936	2,472	640	160	..
" Sind . . . . .	420	5	443	..	5	557	0	378	..	10
" Madras . . . . .	0	..	1,041	..	6	54	..	1,465	..	27
" Burma . . . . .	146,355	130,036	95,528	72,273	96,763	1,29,813	1,30,371	1,19,018	87,460	94,932
<b>TOTAL</b>	<b>144,039</b>	<b>138,866</b>	<b>98,975</b>	<b>73,674</b>	<b>98,618</b>	<b>1,36,010</b>	<b>1,56,259</b>	<b>1,26,773</b>	<b>92,928</b>	<b>1,00,555</b>
<b>Vegetable, non-essential— Castor (II. G)—</b>	<b>Gals.</b>	<b>Gals.</b>	<b>Gals.</b>	<b>Gals.</b>	<b>Gals.</b>					
United Kingdom . . . . .	264,486	336,763	318,126	309,174	685,876	5,67,631	7,31,953	6,67,285	6,30,637	10,93,850
Ceylon . . . . .	31,295	25,170	25,648	21,550	18,144	69,960	54,438	50,931	40,506	24,290
Straits Settlements (including Labuan) . . . . .	17,439	14,625	14,240	11,155	8,090	40,105	33,511	35,170	22,849	13,400
Federated Malay States . . . . .	1,877	674	1,630	1,654	1,731	5,215	1,795	3,931	3,070	2,438
Cape of Good Hope . . . . .	4,072	4,091	96	343	824	8,876	8,052	149	525	1,300
Natal . . . . .	53,794	41,847	51,104	30,707	24,602	1,08,048	1,01,415	81,662	50,735	32,525
Transvaal . . . . .	400	800	..	..	..	746	1,406	..	..	..
Rhodesia . . . . .	800	..	..	..	..	1,512	..	..	..	..
Kenya Colony . . . . .	630	156	106	..	121	1,825	395	305	..	310
Mauritius and Dependencies . . . . .	22,715	23,904	20,626	16,893	19,960	47,302	40,968	38,127	28,761	27,157
Canada via Atlantic Coast . . . . .	..	..	..	..	6,085	..	..	..	..	10,700
British West India Islands . . . . .	654	450	1,068	216	..	1,534	1,154	2,265	257	..
Western Australia . . . . .	6,568	7,366	9,174	4,010	1,974	11,573	12,011	15,320	6,143	2,071
South Australia (including Northern Territory) . . . . .	906	1,444	2,851	2,273	378	1,998	2,745	4,928	3,401	1,002
Victoria . . . . .	8,863	3,357	2,065	2,024	1,910	6,775	5,683	3,325	2,924	2,118
New South Wales . . . . .	4,205	6,283	7,993	4,404	4,093	8,622	11,459	13,967	7,435	5,727
Queensland . . . . .	..	..	..	500	..	..	..	..	1,156	..
<i>Australian Commonwealth (Total)</i>	<i>15,542</i>	<i>18,450</i>	<i>22,073</i>	<i>13,211</i>	<i>8,365</i>	<i>28,968</i>	<i>31,398</i>	<i>37,540</i>	<i>21,119</i>	<i>10,978</i>
New Zealand (including Niue and Br. Samoa) . . . . .	21,804	36,312	31,899	30,088	22,065	42,991	68,943	64,127	52,094	29,471
Other British Possessions . . . . .	459	920	157	176	323	1,320	2,544	300	410	423
<b>TOTAL BRITISH EMPIRE</b>	<b>436,567</b>	<b>503,471</b>	<b>486,773</b>	<b>435,167</b>	<b>796,190</b>	<b>9,20,033</b>	<b>11,38,062</b>	<b>10,02,042</b>	<b>8,51,013</b>	<b>12,46,851</b>
Sweden . . . . .	..	..	..	..	5,424	..	..	..	..	9,578
Denmark . . . . .	..	..	1,120	1,120	12,320	..	..	2,150	1,974	17,299
Germany . . . . .	16,311	15,956	7,820	14,081	131,189	43,400	34,735	17,104	31,542	1,77,552
Netherlands . . . . .	6,089	15,773	2,400	3,600	1,680	13,000	34,500	6,000	9,000	2,490
Belgium . . . . .	12,173	..	5,610	19,475	23,076	24,750	..	13,240	47,925	38,752
Spain . . . . .	..	..	1,440	..	..	..	..	3,600	..	..
Italy . . . . .	..	..	..	..	11,676	..	..	..	..	16,499
Portuguese East Africa . . . . .	2,442	1,789	3,082	3,180	360	4,275	3,037	5,544	4,506	459
United States of America— Via Atlantic Coast . . . . .	..	1,200	..	..	..	..	3,000	..	..	..
Other Foreign Countries . . . . .	369	458	110	19	177	1,067	1,186	303	33	375
<b>TOTAL FOREIGN COUNTRIES</b>	<b>37,934</b>	<b>35,181</b>	<b>21,582</b>	<b>41,475</b>	<b>185,902</b>	<b>80,552</b>	<b>76,453</b>	<b>47,941</b>	<b>94,930</b>	<b>2,63,004</b>
Share of Bengal . . . . .	156,501	151,695	153,908	112,377	149,802	3,16,995	3,13,620	2,32,411	1,82,134	1,03,344
" Bombay . . . . .	141,697	2,35,603	107,944	222,302	663,287	3,20,846	5,81,386	2,74,325	5,05,354	10,55,760
" Sind . . . . .	2,165	..	50	..	137	4,950	..	100	..	234
" Madras . . . . .	174,183	151,149	246,369	141,463	168,336	3,70,694	3,13,514	4,98,202	2,48,455	2,50,167
" Burma . . . . .	..	200	34	..	..	..	500	945	..	..
<b>TOTAL</b>	<b>474,451</b>	<b>538,652</b>	<b>508,355</b>	<b>476,642</b>	<b>982,092</b>	<b>10,12,585</b>	<b>12,14,520</b>	<b>10,49,983</b>	<b>9,45,993</b>	<b>15,09,855</b>

No. 14—continued

ARTICLES, AND COUNTRIES OF FINAL DESTINATION; ALSO SHARE OF EACH PROVINCE	QUANTITY					VALUE				
	1927-28	1928-29	1929-30	1930-31	1931-32	1927-28	1928-29	1929-30	1930-31	1931-32
						Rs	Rs	Rs	Rs	Rs
<b>Oils—continued</b>										
<i>Vegetable, non-essential— continued</i>										
<b>Coconut (II. G)—</b>	Gals.	Gals.	Gals.	Gals.	Gals.					
United Kingdom . . . . .	81,426	17,405	14,881	13,146	11,467	82,786	41,783	34,560	27,634	18,218
Aden and Dependencies . . . . .	1,384	308	280	86	42	3,835	1,140	675	74	155
Bahrain Islands . . . . .	660	552	304	525	278	1,380	1,120	787	632	471
Ceylon . . . . .	1,574	648	1,458	624	911	8,467	3,732	7,897	3,885	5,644
Straits Settlements (including Labuan) . . . . .	12	225	..	30	..	30	1,219	..	70	..
Natal . . . . .	430	8	25	15	..	2,200	24	65	25	..
Anglo-Egyptian Sudan . . . . .	736	1,027	370	1,123	486	2,840	3,630	1,125	3,005	965
Mauritius and Dependencies . . . . .	779	960	..	..	..	4,886	5,300	..	..	..
<b>Canada—</b>										
Via Atlantic Coast . . . . .	2,400	..	..	..	..	6,000	..	..	..	..
New South Wales . . . . .	..	216	..	..	..	..	1,170	..	..	..
Queensland . . . . .	..	54	..	..	..	..	292	..	..	..
Australian Commonwealth (Total) . . . . .	..	270	..	..	..	..	1,462	..	..	..
Other British Possessions . . . . .	74	128	228	173	671	262	300	445	451	1,010
<b>TOTAL BRITISH EMPIRE</b>	<b>89,488</b>	<b>21,531</b>	<b>17,616</b>	<b>15,677</b>	<b>18,850</b>	<b>1,12,145</b>	<b>58,610</b>	<b>45,504</b>	<b>36,626</b>	<b>26,468</b>
<b>Foreign Countries</b>										
Sweden . . . . .	..	492	1,212	1,220	..	..	1,148	2,525	2,731	..
Germany . . . . .	5,019	8,609	1,800	1,236	..	14,504	8,750	3,750	2,060	..
Netherlands . . . . .	20,203	44,001	41,068	20,624	13,414	46,406	1,02,405	90,225	41,464	20,232
Belgium . . . . .	..	..	..	2,212	1,380	..	..	..	3,860	1,970
<b>Meskat Territory and Trucial Oman . . . . .</b>	<b>3,056</b>	<b>2,845</b>	<b>4,638</b>	<b>3,960</b>	<b>1,423</b>	<b>7,419</b>	<b>7,308</b>	<b>9,016</b>	<b>6,861</b>	<b>2,808</b>
<b>Other Native States in Arabia . . . . .</b>	<b>3,224</b>	<b>4,593</b>	<b>4,707</b>	<b>2,632</b>	<b>2,324</b>	<b>11,472</b>	<b>16,333</b>	<b>17,479</b>	<b>9,418</b>	<b>8,108</b>
Iraq . . . . .	951	1,324	1,255	1,671	501	3,040	3,780	4,500	3,230	1,140
Peria . . . . .	2,424	2,217	2,116	1,807	96	6,813	6,162	5,641	3,163	96
<b>United States of America—</b>										
Via Atlantic Coast . . . . .	3,073	7,248	..	9	2,412	7,319	15,100	..	56	5,625
<b>Other Foreign Countries</b>	<b>294</b>	<b>399</b>	<b>403</b>	<b>201</b>	<b>274</b>	<b>708</b>	<b>995</b>	<b>1,335</b>	<b>517</b>	<b>521</b>
<b>TOTAL FOREIGN COUNTRIES</b>	<b>39,174</b>	<b>66,723</b>	<b>57,219</b>	<b>35,073</b>	<b>22,324</b>	<b>97,771</b>	<b>1,62,581</b>	<b>1,34,501</b>	<b>73,860</b>	<b>39,950</b>
<b>Share of Bengal</b>	<b>500</b>	<b>203</b>	<b>200</b>	<b>..</b>	<b>..</b>	<b>1,349</b>	<b>664</b>	<b>586</b>	<b>..</b>	<b>..</b>
" Bombay . . . . .	5,172	7,762	6,809	4,805	3,340	27,217	23,010	25,485	16,041	10,705
" Sind . . . . .	1,417	2,237	2,253	3,213	1,504	4,393	6,499	5,485	6,953	2,895
" Madras . . . . .	63,550	78,002	65,573	42,710	30,330	1,16,413	1,36,018	1,48,565	86,938	52,815
" Burma . . . . .	18	..	..	22	..	44	..	..	54	..
<b>TOTAL</b>	<b>78,657</b>	<b>88,359</b>	<b>74,835</b>	<b>50,750</b>	<b>36,174</b>	<b>2,09,016</b>	<b>2,21,101</b>	<b>1,80,091</b>	<b>1,09,486</b>	<b>66,413</b>
<b>Cotton seed (II. G)—</b>	Gals.	Gals.	Gals.	Gals.	Gals.					
United Kingdom . . . . .	..	..	..	..	24,877	..	..	..	..	27,983
Other British possessions . . . . .	90	50	262	45	..	150	180	604	90	..
<b>TOTAL BRITISH EMPIRE</b>	<b>90</b>	<b>50</b>	<b>262</b>	<b>45</b>	<b>24,877</b>	<b>150</b>	<b>180</b>	<b>604</b>	<b>90</b>	<b>27,983</b>
<b>TOTAL FOREIGN COUNTRIES</b>	<b>..</b>	<b>5</b>	<b>30</b>	<b>16</b>	<b>..</b>	<b>..</b>	<b>10</b>	<b>120</b>	<b>26</b>	<b>..</b>

GENERAL EXPORTS

( 746 )

INDIAN MERCHANDISE

No. 14—continued

ARTICLES, AND COUNTRIES OF FINAL DESTINATION; ALSO SHARE OF EACH PROVINCE	QUANTITY					VALUE				
	1927-28	1928-29	1929-30	1930-31	1931-32	1927-28	1928-29	1929-30	1930-31	1931-32
	Gals.	Gals.	Gals.	Gals.	Gals.	R	R	R	R	R
<b>Oils—continued</b>										
<i>Vegetable, non-essential—continued</i>										
<i>Cotton seed (H. G.)—continued</i>										
Share of Bombay . . . . .	90	50	160	..	..	159	180	440	..	..
" Sind . . . . .	..	5	74	..	..	..	10	144	..	..
" Burma . . . . .	..	..	88	61	24,877	..	..	140	116	27,983
<b>TOTAL</b>	<b>90</b>	<b>55</b>	<b>292</b>	<b>61</b>	<b>24,877</b>	<b>159</b>	<b>190</b>	<b>724</b>	<b>116</b>	<b>27,983</b>
<b>Groundnut (H. G.)—</b>	<b>Gals.</b>	<b>Gals.</b>	<b>Gals.</b>	<b>Gals.</b>	<b>Gals.</b>					
United Kingdom . . . . .	..	10	24	9,807	280,112	..	20	90	10,649	3,72,631
Aden and Dependencies . . . . .	3,077	6,899	8,004	9,182	7,660	10,948	14,874	16,670	24,517	22,510
Bahrain Islands . . . . .	1,192	1,850	180	90	84	2,740	2,882	191	90	112
Ceylon . . . . .	38,715	35,946	28,958	18,404	10,129	67,566	62,892	47,946	24,585	9,656
Straits Settlements (including Labuan) . . . . .	2,379	323,390	69,891	1,848	11,967	5,128	6,74,453	1,70,929	2,991	22,027
Federated Malay States . . . . .	8	1,493	..	40	..	30	2,380	..	60	..
Hongkong . . . . .	..	18,689	..	..	..	..	33,959	..	..	..
Natal . . . . .	..	..	630	..	684	..	..	1,125	..	2,400
Mauritius and Dependencies . . . . .	47,260	39,453	58,151	99,481	42,400	1,48,167	87,441	1,37,078	1,97,689	83,059
Fiji Islands . . . . .	500	997	711	1,807	526	1,000	2,226	2,100	2,903	299
Other British Possessions . . . . .	204	385	556	378	1,038	480	507	1,482	653	1,777
<b>TOTAL BRITISH EMPIRE</b>	<b>88,835</b>	<b>426,468</b>	<b>167,045</b>	<b>140,537</b>	<b>354,600</b>	<b>2,35,759</b>	<b>8,82,164</b>	<b>3,77,606</b>	<b>2,64,077</b>	<b>5,19,471</b>
Germany . . . . .	..	420	20	3	25,002	..	1,000	37	15	35,188
Netherlands . . . . .	..	480	240	..	38,820	..	970	600	..	50,901
Belgium . . . . .	540	1,008	1,020	2,852	18,816	1,000	2,080	2,100	2,852	25,650
Maank Territory and Trucial Oman . . . . .	2,852	3,723	1,143	2,048	3,568	5,334	7,125	1,986	4,662	4,857
Other Native States in Arabia . . . . .	4,769	2,727	3,033	7,687	7,950	10,835	9,197	6,930	18,700	22,435
Iraq . . . . .	..	138	12	..	900	..	280	130	..	1,200
Persia . . . . .	..	2,250	24	..	..	..	4,500	45	..	..
Portuguese East Africa . . . . .	..	187	1,779	..	15	..	800	7,400	..	30
Italian East Africa (Somali land and Eritrea) . . . . .	..	662	1,092	204	..	..	2,100	4,123	710	..
Somaliand (French) . . . . .	..	1,933	360	12,640	4,962	..	6,688	1,500	35,020	12,220
Other Foreign Countries . . . . .	..	348	4	167	..	..	721	4	421	..
<b>TOTAL FOREIGN COUNTRIES</b>	<b>8,161</b>	<b>18,875</b>	<b>8,727</b>	<b>25,101</b>	<b>100,093</b>	<b>17,219</b>	<b>35,456</b>	<b>24,752</b>	<b>61,970</b>	<b>1,52,481</b>
<i>Share of Bengal . . . . .</i>	<i>3,083</i>	<i>4,107</i>	<i>711</i>	<i>1,307</i>	<i>1,210</i>	<i>3,885</i>	<i>3,205</i>	<i>3,700</i>	<i>2,903</i>	<i>2,899</i>
" Bombay . . . . .	46,307	342,646	143,953	143,963	442,354	1,48,360	7,28,157	3,46,465	2,98,211	658,093
" Sind . . . . .	..	6,273	311	199	535	..	13,050	705	143	575
" Madras . . . . .	42,767	57,314	31,693	20,157	10,466	85,925	1,09,035	53,084	20,769	10,329
" Burma . . . . .	4,339	29,997	4	12	123	9,808	59,173	4	21	256
<b>TOTAL</b>	<b>96,496</b>	<b>440,337</b>	<b>175,772</b>	<b>165,638</b>	<b>451,693</b>	<b>2,52,978</b>	<b>9,17,620</b>	<b>4,02,358</b>	<b>3,28,047</b>	<b>6,71,952</b>
<b>Linseed (H. G.)—</b>	<b>Gals.</b>	<b>Gals.</b>	<b>Gals.</b>	<b>Gals.</b>	<b>Gals.</b>					
Aden and Dependencies . . . . .	..	..	..	480	..	..	..	..	2,400	..
Ceylon . . . . .	5,746	3,618	5,377	1,508	2,458	14,108	9,088	13,547	3,608	4,706
Straits Settlements (including Labuan) . . . . .	25,588	21,832	51,223	28,681	12,823	70,988	56,698	1,28,785	78,887	22,775
Federated Malay States . . . . .	540	562	1,251	941	978	1,620	1,687	3,261	2,694	1,805
Hongkong . . . . .	6,971	..	2,086	660	552	15,489	..	5,528	1,847	1,156
Natal . . . . .	..	..	5,585	10,585	..	..	..	18,382	30,126	..
Mauritius and Dependencies . . . . .	1,948	1,000	1,956	4,216	1,050	6,950	3,328	5,175	12,800	2,047
Victoria . . . . .	5,000	..	..	..	..	13,125	..	..	..	..
Australian Commonwealth (Total) . . . . .	5,000	..	..	..	..	13,125	..	..	..	..

No. 14—continued

ARTICLES, AND COUNTRIES OF FINAL DESTINATION; ALSO SHARE OF EACH PROVINCE	QUANTITY					VALUE				
	1927-28	1928-29	1929-30	1930-31	1931-32	1927-28	1928-29	1929-30	1930-31	1931-32
<b>Oils—continued</b>						R	R	R	R	R
<i>Vegetable, non-essential— continued</i>										
Linseed (III. G)—continued	Gals.	Gals.	Gals.	Gals.	Gals.					
Fiji Islands . . . . .	..	..	..	800	..	..	..	..	2,350	..
Other British Possessions . . . . .	190	193	144	257	572	520	570	420	493	1,300
<b>TOTAL BRITISH EMPIRE</b>	<b>45,935</b>	<b>27,200</b>	<b>67,522</b>	<b>48,078</b>	<b>18,433</b>	<b>1,22,800</b>	<b>91,321</b>	<b>1,76,146</b>	<b>1,35,202</b>	<b>33,739</b>
Iraq . . . . .	1,250	..	..	1,712	135	3,200	..	..	4,282	176
Persia . . . . .	1,058	..	..	90	..	2,370	..	..	210	..
Java . . . . .	102	..	1,017	..	..	370	..	2,785	..	..
Siam . . . . .	..	..	11,406	3,250	2,118	..	..	32,254	10,037	2,637
Philippine Islands and Guam . . . . .	24,954	19,400	31,711	21,170	16,190	54,292	45,701	80,161	44,953	24,023
Indo-China (including Cochin- China, Cambodia, Annam, Tonkin and French leased territories in China) . . . . .	..	..	409	..	..	..	..	1,186	..	..
China (exclusive of Hong- kong and Macao) . . . . .	..	..	1,510	735	1,080	..	..	3,733	1,871	1,806
Japan . . . . .	..	..	36,920	..	..	..	..	81,444	..	..
Egypt . . . . .	..	..	240	1,710	..	..	..	585	3,274	..
United States of America— Via Atlantic Coast . . . . .	..	90	13,720	..	..	..	175	56,160	..	..
Other Foreign Countries . . . . .	..	387	98	169	73	..	920	280	520	350
<b>TOTAL FOREIGN COUNTRIES</b>	<b>27,892</b>	<b>19,377</b>	<b>102,031</b>	<b>28,845</b>	<b>19,576</b>	<b>60,532</b>	<b>46,796</b>	<b>2,58,573</b>	<b>65,147</b>	<b>29,047</b>
Share of Bengal . . . . .	70,750	46,326	169,238	74,002	37,339	1,76,468	1,16,372	4,32,749	1,91,557	65,126
„ Bombay . . . . .	2,432	631	316	2,905	670	6,370	1,425	955	3,720	1,710
„ Madras . . . . .	115	120	1	16	..	494	320	15	72	..
<b>TOTAL</b>	<b>73,297</b>	<b>47,077</b>	<b>169,553</b>	<b>76,023</b>	<b>38,009</b>	<b>1,83,332</b>	<b>1,16,117</b>	<b>4,33,719</b>	<b>2,00,349</b>	<b>62,836</b>
<b>Mustard or Rape (II. G)—</b>	<b>Gals.</b>	<b>Gals.</b>	<b>Gals.</b>	<b>Gals.</b>	<b>Gals.</b>					
United Kingdom . . . . .	3,546	2,973	3,779	3,712	4,096	10,332	9,184	11,062	11,933	12,345
Aden and Dependencies . . . . .	..	..	..	..	302	..	..	..	..	1,320
Ceylon . . . . .	1,349	1,504	1,399	1,416	523	3,674	3,790	3,874	3,246	1,209
Straits Settlements (includ- ing Labuan) . . . . .	2,336	2,270	7,313	8,563	6,693	24,875	22,735	22,908	23,812	12,176
Federated Malay States . . . . .	300	270	301	768	1,577	1,220	930	1,070	2,354	2,330
Hongkong . . . . .	721	1,039	1,206	866	1,139	2,370	3,205	3,900	2,332	2,457
Natal . . . . .	69,127	50,264	33,160	13,152	15,430	1,81,900	1,26,900	98,236	39,006	25,900
Kenya Colony . . . . .	929	881	998	1,343	694	3,451	3,385	4,210	4,013	1,766
Mauritius and Dependencies . . . . .	172,169	149,323	120,222	111,423	165,234	4,54,426	3,67,431	2,75,927	2,30,525	2,60,306
British West India Islands . . . . .	6,351	7,178	4,745	6,120	5,324	19,623	19,634	11,747	15,955	9,973
British Guiana . . . . .	9,703	5,999	4,765	5,003	4,363	33,034	13,534	12,143	11,340	3,363
New South Wales . . . . .	2,000	4	2,300	2,460	509	6,750	13	6,171	6,153	525
Australian Commonwealth (Total) . . . . .	2,000	4	2,300	2,460	509	6,750	13	6,171	6,153	525
Fiji Islands . . . . .	47,381	37,423	43,003	43,112	40,436	1,37,010	96,524	1,21,054	96,074	84,333
Other British Possessions . . . . .	264	320	235	271	147	860	940	855	687	407
<b>TOTAL BRITISH EMPIRE</b>	<b>321,777</b>	<b>204,848</b>	<b>228,436</b>	<b>203,217</b>	<b>247,021</b>	<b>3,79,330</b>	<b>2,68,410</b>	<b>2,74,057</b>	<b>2,48,633</b>	<b>2,24,375</b>
Maskat Territory and Trucial Oman . . . . .	329	603	459	522	423	2,174	1,352	1,140	1,052	731
Other Native States in Arabia . . . . .	112	380	..	12	50	277	1,390	..	20	112
Iraq . . . . .	333	219	0	25	36	2,671	345	16	50	46
Persia . . . . .	379	1,674	1,277	1,035	..	3,903	4,963	3,356	3,060	..
Siara . . . . .	370	961	917	933	1,661	2,324	3,201	3,170	2,355	3,745
China (exclusive of Hongkong and Macao) . . . . .	519	436	301	310	331	1,710	1,415	950	1,300	340

GENERAL EXPORTS

( 748 )

INDIAN MERCHANDISE

No. 14—continued

ARTICLES, AND COUNTRIES OF FINAL DESTINATION; ALSO SHARE OF EACH PROVINCE	QUANTITY					VALUE				
	1927-28	1928-29	1929-30	1930-31	1931-32	1927-28	1928-29	1929-30	1930-31	1931-32
						Rs	Rs	Rs	Rs	Rs
<b>Oils—continued</b>										
<i>Vegetable, non-essential— continued</i>										
Mustard or rape (II. G)— continued										
Other Foreign Countries	Gals. 438	Gals. 521	Gals. 525	Gals. 704	Gals. 519	1,146	1,410	1,759	1,900	1,828
<b>TOTAL FOREIGN COUNTRIES</b>	4,475	4,790	3,485	3,602	3,070	18,894	14,575	10,641	9,937	6,797
<b>Share of Bengal</b>	321,346	264,738	228,318	202,498	247,163	8,78,120	6,97,911	5,73,071	4,48,003	4,25,458
" <i>Bombay</i>	8,297	2,911	2,581	3,370	1,270	11,542	10,250	9,168	8,613	3,943
" <i>Sind</i>	1,358	1,998	1,022	314	624	3,608	4,324	2,459	1,829	1,089
" <i>Madras</i>	250	..	..	..	..	450	..	..	..	..
" <i>Burma</i>	2	..	..	37	1,034	4	..	..	125	682
<b>TOTAL</b>	326,252	269,647	231,921	206,819	250,091	8,98,724	6,82,985	5,84,698	4,58,570	4,31,172
<b>Sesamum (oil or jinji) (II. G)—</b>	Gals.	Gals.	Gals.	Gals.	Gals.					
Aden and Dependencies	10,938	47,173	41,956	38,922	25,742	89,561	1,70,848	1,49,562	1,18,462	90,487
Bahrein Islands	1,467	1,916	775	250	546	3,752	5,498	2,293	459	758
Ceylon	15,695	13,432	11,865	8,069	5,011	45,810	37,331	30,848	19,736	9,781
Straits Settlements (in- cluding Labuan)	300	18,641	2,078	1,588	1,953	1,094	47,000	5,578	4,208	4,401
Natal	566	..	604	71	..	1,045	..	2,392	144	..
Zanzibar and Pemba	1,197	491	90	80	..	2,485	1,070	156	185	..
Kenya Colony	241	1,391	149	419	410	910	5,910	1,040	1,810	1,315
Mauritius and Dependencies	11,864	7,381	11,755	21,770	14,000	37,245	18,237	27,672	56,031	85,105
Fiji Islands	477	433	888	426	80	1,372	1,182	2,239	1,275	57
Other British Possessions	100	324	690	361	355	591	865	1,707	904	765
<b>TOTAL BRITISH EMPIRE</b>	42,935	91,182	70,850	69,956	49,007	1,34,265	2,80,541	2,23,487	2,03,214	1,42,759
<b>Mesopotamian Territory and Trucial Oman</b>	45,339	00,272	56,725	49,212	20,854	1,20,131	1,55,443	1,41,038	1,05,440	34,756
<b>Other Native States in Arabia</b>	2,860	13,301	11,810	10,521	24,527	30,535	51,644	29,609	21,629	50,610
Iraq	352	436	25	430	160	1,100	1,220	70	760	261
Persia	286	932	1,083	481	..	821	3,002	2,823	1,182	..
Java	377	382	165	48	291	1,070	920	588	100	145
Italian East Africa (Somal- land and Eritrea)	117	3,657	7,802	156	36	359	11,344	17,371	290	100
Somaliland (French)	..	3,751	11,840	4,110	180	..	15,475	34,480	10,535	300
Other Foreign Countries	330	561	233	703	537	622	1,073	871	1,363	1,391
<b>TOTAL FOREIGN COUNTRIES</b>	55,661	88,292	89,733	65,661	46,635	1,54,629	2,40,121	2,26,950	1,41,349	87,563
<b>Share of Bengal</b>	421	579	929	484	478	1,265	1,645	2,401	1,435	627
" <i>Bombay</i>	76,372	140,394	126,043	91,235	60,736	3,25,715	4,19,692	3,64,096	2,53,436	1,60,384
" <i>Sind</i>	5,638	23,230	21,144	35,493	29,347	14,737	64,722	51,453	69,526	58,554
" <i>Madras</i>	16,345	14,771	12,463	7,998	5,031	47,121	40,603	32,332	19,456	10,267
" <i>Burma</i>	20	..	..	403	..	56	..	..	660	..
<b>TOTAL</b>	98,596	179,474	160,538	135,617	95,642	2,88,896	5,26,662	4,50,337	3,44,563	2,30,322
<b>Other sorts (II. G)—</b>	Gals.	Gals.	Gals.	Gals.	Gals.					
United Kingdom	16,542	1,707	1,168	1,312	1,468	35,291	14,393	12,591	10,163	9,496
Ceylon	13,734	11,434	12,310	10,158	11,217	28,309	21,809	23,040	17,974	12,811
Straits Settlements (includ- ing Labuan)	6,517	5,263	4,424	4,140	2,596	14,048	12,539	11,691	9,655	6,213
Federated Malay States	..	8	212	326	123	..	15	576	1,097	269
Natal	320	469	346	716	619	940	975	1,347	2,933	678
Kenya Colony	..	15	521	84	25	..	50	2,110	210	40
Mauritius and Dependencies	..	334	1,812	..	337	..	2,080	9,815	..	2,419
Other British Possessions	514	263	81	54	121	1,779	775	148	200	512
<b>TOTAL BRITISH EMPIRE</b>	37,027	19,593	20,819	16,700	16,561	79,262	52,036	61,318	42,235	32,234

No. 14—continued

ARTICLES, AND COUNTRIES OR FINAL DESTINATION; ALSO SHARE OF EACH PROVINCE	QUANTITY					VALUE				
	1927-28	1928-29	1929-30	1930-31	1931-32	1927-28	1928-29	1929-30	1930-31	1931-32
						R	R	R	R	R
<i>Oils—continued</i>										
<i>Vegetable, non-essential—</i>										
<i>continued</i>										
<i>Other sorts (II. G)—continued</i>	Gals.	Gals.	Gals.	Gals.	Gals.					
Germany . . . . .	54	288	609	154	206	110	3,355	4,519	629	1,425
Netherlands . . . . .	--	72	144	--	84	--	1,160	1,450	--	750
Java . . . . .	24	--	108	24	49	200	--	1,230	1,440	295
Philippine Islands and Guam	502	480	480	840	840	836	1,200	1,260	1,400	5,548
Egypt . . . . .	--	--	36	--	--	--	--	1,825	--	--
United States of America— V/4 Atlantic Coast . . . . .	5,504	2,051	3,781	9,268	354	12,124	3,152	4,838	16,498	2,070
" Pacific " . . . . .	1,755	--	--	--	--	1,755	--	--	--	--
Venezuela . . . . .	--	--	37	--	--	--	--	1,055	--	--
Brazil . . . . .	--	240	--	--	--	--	1,300	--	--	--
Other Foreign Countries	91	216	491	169	401	1,074	315	1,068	1,409	875
<b>TOTAL FOREIGN COUNTRIES</b>	<b>7,930</b>	<b>3,347</b>	<b>5,686</b>	<b>10,455</b>	<b>1,934</b>	<b>16,099</b>	<b>11,482</b>	<b>17,185</b>	<b>21,376</b>	<b>10,963</b>
<i>Share of Bengal . . . . .</i>	<i>2,161</i>	<i>1,249</i>	<i>2,223</i>	<i>2,067</i>	<i>1,558</i>	<i>20,562</i>	<i>17,950</i>	<i>23,607</i>	<i>17,777</i>	<i>12,576</i>
" Bombay . . . . .	478	173	707	444	203	931	565	2,646	810	615
" Sind . . . . .	--	248	460	--	25	--	1,400	370	--	80
" Madras . . . . .	42,014	20,670	23,086	24,712	16,709	73,864	44,203	51,120	44,779	29,926
" Burma . . . . .	4	--	29	22	--	4	--	260	295	--
<b>TOTAL</b>	<b>45,557</b>	<b>22,940</b>	<b>26,505</b>	<b>27,245</b>	<b>18,495</b>	<b>95,361</b>	<b>64,118</b>	<b>78,508</b>	<b>68,661</b>	<b>43,197</b>
<i>Total Vegetable, non-</i>										
<i>essential—</i>										
<i>United Kingdom</i>	<i>Gals.</i>	<i>Gals.</i>	<i>Gals.</i>	<i>Gals.</i>	<i>Gals.</i>					
Aden and Dependencies . . . . .	15,441	54,662	50,298	46,721	33,746	54,194	1,87,142	1,67,087	1,45,638	1,14,472
Bahrein Islands . . . . .	3,518	4,017	1,428	899	935	8,432	10,000	3,460	1,258	1,393
Maldives . . . . .	616	749	829	540	1,108	1,250	1,650	1,894	343	1,896
Ceylon . . . . .	103,110	91,797	87,015	61,729	43,393	2,35,394	1,92,030	1,73,133	1,13,488	67,897
Straits Settlements (including Labuan) . . . . .	60,521	391,246	149,114	56,005	44,127	1,56,963	8,43,155	3,75,061	1,42,415	81,037
Federated Malay States . . . . .	2,958	3,007	3,462	3,337	4,414	8,642	7,397	9,072	9,515	6,833
Hongkong . . . . .	7,695	19,796	3,254	1,526	1,703	17,859	37,318	9,466	4,229	3,663
Cape of Good Hope . . . . .	4,733	4,145	213	556	833	9,790	8,802	494	1,120	1,325
Natal . . . . .	123,243	92,068	96,404	60,196	41,335	2,95,042	2,29,314	2,03,359	1,28,668	61,563
Transvaal . . . . .	400	806	--	80	--	746	1,406	--	248	--
Rhodesia . . . . .	800	--	--	--	--	1,512	--	--	--	--
Zanzibar and Pemba . . . . .	7,457	676	392	116	217	3,190	1,020	1,150	315	450
Kenya Colony . . . . .	1,389	2,462	1,361	2,007	1,801	6,524	8,947	7,360	6,454	4,357
Anglo-Egyptian Sudan . . . . .	780	1,250	586	1,213	486	2,965	4,430	1,585	4,155	965
Mauritius and Dependencies	256,735	221,305	214,522	253,788	244,050	6,98,476	5,33,635	4,93,789	5,25,816	4,15,093
Canada— V/4 Atlantic Coast . . . . .	2,400	--	50	6	6,085	6,000	--	160	20	10,700
" Pacific " . . . . .	65	--	--	--	--	800	--	--	--	--
British West India Islands . . . . .	7,513	7,628	5,813	6,338	5,324	21,202	20,989	14,012	16,215	9,973
British Guiana . . . . .	9,795	5,499	4,770	5,006	4,863	33,034	13,734	12,155	11,840	8,368
Western Australia . . . . .	6,568	7,366	9,174	4,010	1,974	11,573	12,011	15,320	6,143	2,071
South Australia (including Northern Territory) . . . . .	906	1,444	2,851	2,273	878	1,998	2,745	4,928	3,461	1,062
Victoria . . . . .	2,863	3,357	2,055	2,024	1,910	19,900	5,683	3,325	2,924	2,118
New South Wales . . . . .	6,205	6,503	10,293	6,364	4,650	15,372	12,647	20,138	13,533	6,819
Queensland . . . . .	--	54	--	529	33	--	292	--	1,306	175
<b>Australian Commonwealth (Total)</b>	<b>22,542</b>	<b>18,734</b>	<b>24,373</b>	<b>16,700</b>	<b>9,445</b>	<b>43,843</b>	<b>33,378</b>	<b>43,711</b>	<b>27,422</b>	<b>12,245</b>
New Zealand (including Nauru and Br. Samoa) . . . . .	21,504	36,202	31,839	60,090	22,085	42,991	68,043	64,127	52,104	29,501
Fiji Islands . . . . .	48,388	38,922	44,657	45,670	41,248	1,39,457	1,00,361	1,25,476	1,02,652	85,542
Other British Possessions . . . . .	332	451	374	277	449	930	1,301	1,147	650	944
<b>TOTAL BRITISH EMPIRE</b>	<b>1,012,749</b>	<b>1,354,337</b>	<b>1,059,323</b>	<b>929,487</b>	<b>1,520,539</b>	<b>24,00,244</b>	<b>31,57,924</b>	<b>24,59,764</b>	<b>19,81,140</b>	<b>24,53,925</b>
Sweden . . . . .	--	492	1,212	1,220	5,424	--	1,143	2,525	2,731	9,578
Denmark . . . . .	--	--	1,120	1,120	12,320	--	1	2,150	1,974	17,299
Germany . . . . .	22,814	20,273	10,258	15,492	156,493	58,074	47,840	26,425	34,282	2,14,230
Netherlands . . . . .	26,292	60,571	43,872	24,224	53,998	59,496	1,39,525	98,335	50,464	74,423
Belgium . . . . .	13,722	1,008	6,635	24,046	43,272	25,784	2,030	15,360	54,147	66,372
Spain . . . . .	--	--	1,440	--	--	--	--	3,600	--	--
Italy . . . . .	--	--	--	--	11,076	--	--	--	--	10,499

GENERAL EXPORTS

( 750 )

INDIAN MERCHANDISE

No. 14—continued

ARTICLES, AND COUNTRIES OF FINAL DESTINATION; ALSO SHARE OF EACH PROVINCE	QUANTITY					VALUE				
	1927-28	1928-29	1929-30	1930-31	1931-32	1927-28	1928-29	1929-30	1930-31	1931-32
<i>Oils—continued</i>										
<i>Vegetable, non-essential—concluded</i>						R	R	R	R	R
<i>Total Vegetable, non-essential—continued</i>	Gals.	Gals.	Gals.	Gals.	Gals.					
Mascat Territory and Trucial Oman	52,076	67,000	62,965	55,746	26,481	1,35,058	1,71,668	1,53,180	1,18,035	43,614
Other Native States in Arabia	17,232	26,019	10,550	20,852	35,520	53,874	79,220	54,018	49,857	81,905
Iraq	3,386	2,207	1,298	3,333	1,732	16,011	8,340	4,676	8,322	2,823
Persia	4,720	7,185	5,016	2,981	121	18,600	18,826	13,375	7,645	173
Java	641	664	1,519	273	557	2,005	1,656	5,332	2,157	837
Siam	999	1,062	12,527	4,736	4,054	3,150	3,458	30,033	13,863	7,003
Philippine Islands and Guam	25,456	20,200	32,191	22,010	17,030	55,128	47,761	81,361	46,353	29,570
Indo-China (including Cochin-China, Cambodia, Annam, Tonkin and French-leased territories in China)	..	..	409	..	..	..	..	1,186	..	..
China (exclusive of Hong-kong and Macao)	519	436	1,323	1,066	1,468	1,710	1,415	4,715	2,891	2,681
Japan	65	42	36,981	86	129	285	141	31,615	377	282
Egypt	113	402	414	2,056	318	32	930	2,895	4,173	332
Portuguese East Africa	2,723	2,496	5,027	3,433	581	4,350	4,715	13,415	5,818	1,053
Italian East Africa (Somaliland and Eritrea)	117	4,319	9,168	504	86	350	13,444	22,423	1,340	190
French Somaliland	..	5,370	12,302	16,750	5,142	..	22,658	36,325	45,605	12,520
United States of America— <i>Vld Atlantic Coast</i>	8,577	10,597	22,501	9,331	2,766	10,443	21,443	60,993	16,722	7,095
“ <i>Pacific</i> “	1,755	..	36	..	..	1,755	..	130	..	..
Brazil	..	240	..	..	..	..	1,800	..	..	..
Venezuela	..	..	37	..	..	..	..	1,055	..	..
Other Foreign Countries	434	885	162	464	366	1,799	1,430	526	1,339	590
<b>TOTAL FOREIGN COUNTRIES</b>	<b>130,647</b>	<b>232,104</b>	<b>288,493</b>	<b>210,223</b>	<b>370,534</b>	<b>4,46,696</b>	<b>5,37,470</b>	<b>7,20,653</b>	<b>4,68,145</b>	<b>5,39,305</b>
<i>Share of Bengal</i>	<i>554,761</i>	<i>469,592</i>	<i>556,525</i>	<i>392,735</i>	<i>437,550</i>	<i>14,04,144</i>	<i>11,31,367</i>	<i>13,16,799</i>	<i>3,53,339</i>	<i>7,06,130</i>
“ <i>Bombay</i> . . . . .	<i>273,745</i>	<i>730,675</i>	<i>337,602</i>	<i>439,524</i>	<i>1,172,390</i>	<i>7,41,131</i>	<i>17,70,165</i>	<i>10,23,530</i>	<i>10,39,235</i>	<i>13,91,710</i>
“ <i>Sind</i> . . . . .	<i>10,473</i>	<i>34,041</i>	<i>25,314</i>	<i>39,324</i>	<i>32,172</i>	<i>26,733</i>	<i>30,505</i>	<i>61,321</i>	<i>73,451</i>	<i>63,475</i>
“ <i>Madrax</i> . . . . .	<i>345,029</i>	<i>322,026</i>	<i>379,190</i>	<i>237,050</i>	<i>231,922</i>	<i>7,54,961</i>	<i>6,93,693</i>	<i>7,77,363</i>	<i>4,26,469</i>	<i>3,53,494</i>
“ <i>Burma</i> . . . . .	<i>4,333</i>	<i>30,197</i>	<i>135</i>	<i>562</i>	<i>26,039</i>	<i>9,916</i>	<i>59,673</i>	<i>1,349</i>	<i>1,271</i>	<i>23,921</i>
<b>TOTAL</b>	<b>1,193,396</b>	<b>1,536,441</b>	<b>1,347,316</b>	<b>1,139,095</b>	<b>1,000,073</b>	<b>29,36,940</b>	<b>37,45,403</b>	<b>31,80,417</b>	<b>24,49,235</b>	<b>30,43,730</b>
<i>Total Oils—</i>	Gals.	Gals.	Gals.	Gals.	Gals.					
United Kingdom	333,064	335,730	360,119	344,109	1,026,394	19,33,347	19,86,055	17,63,465	9,46,551	23,96,050
Aden and Dependencies	15,615	54,880	50,293	46,740	34,039	59,084	1,37,542	1,67,037	1,45,933	1,24,272
Bahrain Islands	3,306	4,029	1,324	399	935	8,720	10,924	4,260	1,258	1,393
Maldives	5,934	2,620	2,137	554	1,323	3,923	4,206	4,630	1,293	3,133
Ceylon	165,999	145,343	113,507	74,107	49,631	3,15,235	2,98,545	2,72,437	1,65,337	80,493
Straits Settlements (including Labuan)	137,932	470,474	321,279	117,635	129,789	2,31,149	9,23,685	4,47,360	2,07,300	1,65,051
Federated Malay States	3,133	3,745	3,594	4,167	13,974	9,497	3,096	9,274	9,335	17,272
Hongkong	3,502	20,007	3,595	1,393	2,092	57,341	50,163	14,951	9,229	21,473
Cape of Good Hope	4,733	4,145	213	563	833	9,790	3,302	494	1,220	1,325
Natal	123,246	92,097	96,412	60,433	41,335	2,95,042	2,29,574	2,03,379	1,27,713	61,563
Transvaal	400	300	..	30	..	746	1,406	..	243	..
Rhodesia	300	..	..	..	..	1,512	..	..	..	..
Zanzibar and Pemba	1,526	707	427	202	245	4,390	2,420	1,600	1,515	330
Kenya Colony	3,210	2,963	1,365	2,023	1,349	9,412	9,047	3,060	6,764	6,207
Tanganyika Territory	123	271	292	202	270	350	1,305	1,235	440	540
Anglo-Egyptian Sudan	7,343	6,164	7,303	3,732	5,457	2,42,444	2,30,336	3,06,053	2,73,135	1,53,735
Mauritius and Dependencies	256,735	221,305	214,530	253,733	244,050	6,93,476	5,33,635	4,93,964	5,25,306	4,15,093
Seychelles	117	104	114	55	130	455	290	533	210	334
Canada— <i>Vld Atlantic Coast</i>	3,302	603	100	230	6,235	1,20,257	64,990	910	3,220	12,475
“ <i>Pacific</i> “	65	..	..	..	..	300	..	..	..	..
British West India Islands	7,513	7,623	5,313	6,330	5,324	21,292	20,933	14,012	13,215	9,973



No. 14—continued

ARTICLES, AND COUNTRIES OF FINAL DESTINATION; ALSO SHARE OF EACH PROVINCE	QUANTITY					VALUE				
	1927-28	1928-29	1929-30	1930-31	1931-32	1927-28	1928-29	1929-30	1930-31	1931-32
	Gals.	Gals.	Gals.	Gals.	Gals.	R	R	R	R	R
<b>Oils—concluded</b>										
<b>Total Oils—continued</b>										
British Guiana . . . . .	9,798	5,786	4,770	5,006	4,868	33,034	14,734	12,155	11,840	8,368
Western Australia . . . . .	6,568	7,366	9,174	4,010	1,974	11,578	12,011	15,320	6,148	2,071
South Australia (including Northern Territory) . . . . .	930	1,469	2,876	2,208	903	5,576	6,665	8,978	7,041	4,855
Victoria . . . . .	8,863	8,614	2,055	2,024	1,010	19,900	6,133	3,325	2,924	2,118
New South Wales . . . . .	6,205	6,689	10,293	6,864	4,650	15,372	13,627	20,138	13,588	6,819
Queensland . . . . .	..	54	..	529	33	..	292	..	1,806	175
Australian Commonwealth (Total) . . . . .	22,566	19,192	24,398	15,725	9,470	52,421	38,723	47,761	31,002	15,038
New Zealand (including Nauru and Br. Samoa) . . . . .	21,804	36,212	31,899	30,090	22,085	42,091	68,943	64,127	52,104	20,501
Fiji Islands . . . . .	48,383	40,752	44,689	45,670	41,248	1,39,457	1,05,403	1,25,526	1,62,652	85,542
Other British Possessions . . . . .	125	95	..	10	154	825	256	..	60	705
<b>TOTAL BRITISH EMPIRE</b>	<b>1,190,889</b>	<b>1,525,572</b>	<b>1,189,656</b>	<b>1,019,689</b>	<b>1,642,380</b>	<b>42,95,455</b>	<b>48,09,378</b>	<b>39,68,357</b>	<b>26,46,525</b>	<b>36,16,366</b>
Ewalea . . . . .	..	523	1,212	1,220	5,424	..	1,198	2,625	2,731	9,578
Denmark . . . . .	..	..	1,120	1,120	12,320	..	1	2,150	1,974	17,299
Germany . . . . .	30,026	31,664	24,780	22,145	163,203	2,68,077	3,39,002	4,80,950	2,09,210	3,86,642
Netherlands . . . . .	27,024	64,557	47,112	25,073	57,554	37,644	2,07,423	1,45,114	67,514	1,14,651
Belgium . . . . .	13,902	2,416	8,271	24,580	43,320	45,706	26,016	37,034	61,447	68,172
France . . . . .	38,032	44,027	28,916	17,402	13,902	9,00,801	15,33,310	12,89,006	8,68,913	5,12,568
Spain . . . . .	..	..	1,440	..	..	..	..	3,600	..	..
Italy . . . . .	1,552	1,198	1,880	842	13,394	28,432	26,622	31,304	14,781	33,721
Syria . . . . .	78	230	56	..	..	4,140	9,000	2,600	..	..
Mascat Territory and Tru- cial Oman . . . . .	58,286	68,134	63,647	55,845	26,481	1,39,058	1,73,203	1,64,547	1,18,455	43,614
Other Native States in Arabia . . . . .	17,354	26,120	19,596	20,380	35,520	55,104	33,230	64,630	50,237	81,995
iq . . . . .	4,634	2,207	2,604	3,338	1,732	11,712	6,340	7,001	3,322	2,323
raia . . . . .	7,013	8,945	5,549	3,039	121	19,683	20,913	14,229	7,776	173
va . . . . .	641	664	1,531	285	570	2,005	1,556	5,672	3,667	2,607
am . . . . .	2,935	2,004	13,323	5,868	5,222	4,287	4,440	36,530	14,547	21,670
do-China (including Cochin-China, Cambodia, Annam, Tonkin and French leased territories in China) . . . . .	..	..	409	..	..	..	..	1,186	..	..
Philippine Islands and Guam . . . . .	25,456	20,200	32,191	22,010	17,030	55,128	47,761	81,361	46,353	29,576
ina (exclusive of Hong- kong and Macao) . . . . .	519	447	2,271	1,066	1,548	1,710	1,815	5,565	2,391	13,951
pan . . . . .	7,059	8,805	43,236	2,945	7,090	7,12,010	8,41,177	4,26,106	3,13,322	5,68,338
gypt . . . . .	692	786	913	2,342	453	22,325	19,355	21,520	10,023	4,607
rtuguese East Africa . . . . .	3,356	2,573	5,063	3,527	584	6,223	5,291	13,325	6,618	1,208
ilian East Africa (Somal- land and Eritrea) . . . . .	117	4,319	9,168	545	86	350	13,444	22,423	2,190	190
rench Somaliland . . . . .	..	5,870	12,303	16,750	5,150	..	22,658	36,325	45,605	12,960
ited States of America—										
Fid Atlantic Coast . . . . .	30,608	35,247	44,681	22,062	18,572	4,34,530	4,66,642	3,88,533	2,18,094	1,79,449
" Pacific " . . . . .	1,755	..	86	3	..	1,755	..	130	120	..
ezuela . . . . .	..	..	37	..	..	..	..	1,055	..	..
razil . . . . .	..	265	..	..	..	..	1,965	..	..	..
er Foreign Countries . . . . .	484	453	156	479	369	1,798	1,486	453	1,846	630
<b>TOTAL FOREIGN COUNTRIES</b>	<b>267,373</b>	<b>331,199</b>	<b>366,503</b>	<b>253,366</b>	<b>429,645</b>	<b>28,02,628</b>	<b>35,53,993</b>	<b>32,65,016</b>	<b>20,77,225</b>	<b>21,06,467</b>
re of Bengal . . . . .	555,647	476,415	557,370	394,073	439,415	14,06,409	11,54,137	13,23,266	8,49,225	7,13,456
" Bombay . . . . .	307,465	758,750	414,236	433,958	1,192,232	32,38,613	46,10,765	37,77,277	26,91,632	38,46,423
" Sind . . . . .	30,907	34,526	23,432	39,861	32,317	34,550	91,447	66,640	78,501	64,073
" Madras . . . . .	419,521	425,711	459,095	277,736	284,575	22,73,510	25,97,433	19,41,595	10,05,476	9,74,315
" Burma . . . . .	145,573	262,369	96,976	72,927	123,195	1,44,946	2,08,559	1,24,575	88,566	1,24,066
<b>TOTAL</b>	<b>1,458,212</b>	<b>1,856,771</b>	<b>1,550,159</b>	<b>1,278,555</b>	<b>2,072,034</b>	<b>70,98,083</b>	<b>86,63,371</b>	<b>72,33,373</b>	<b>47,23,750</b>	<b>57,22,838</b>

GENERAL EXPORTS

( 752 )

INDIAN MERCHANDISE

No. 14—continued

ARTICLES, AND COUNTRIES OF FINAL DESTINATION; ALSO SHARE OF EACH PROVINCE	QUANTITY					VALUE				
	1927-28	1928-29	1929-30	1930-31	1931-32	1927-28	1928-29	1929-30	1930-31	1931-32
<b>Oilseeds—</b>										
<b>Oastor cake (II. H)—</b>	Tons	Tons	Tons	Tons	Tons	R	R	R	R	R
Ceylon . . . . .	50	1,107	111	861	1,812	3,424	1,27,857	10,554	49,068	91,1
Other British Possessions . . . . .	..	..	..	..	12	..	..	..	..	..
<b>TOTAL BRITISH EMPIRE</b>	50	1,107	111	861	1,813	3,424	1,27,857	10,554	49,068	91,2
<b>United States of America—</b>										
Via Atlantic Coast . . . . .	..	100	..	..	..	..	10,900	..	..	..
“ Pacific “ . . . . .	4	..	..	..	..	550	..	..	..	..
Other Foreign Countries . . . . .	..	5	..	..	..	..	420	..	..	..
<b>TOTAL FOREIGN COUNTRIES</b>	4	105	..	..	..	550	11,320	..	..	..
<b>Share of Bengal . . . . .</b>	..	352	99	813	610	..	20,343	10,000	45,268	33,90
“ Bombay . . . . .	4	814	11	..	941	550	1,09,055	400	..	41,00
“ Madras . . . . .	50	46	1	48	262	3,424	3,783	154	3,800	16,18
<b>TOTAL</b>	54	1,212	111	861	1,813	3,974	1,39,186	10,554	49,068	91,21
<b>Coconut cake (Punac) (II. H)—</b>	Tons	Tons	Tons	Tons	Tons					
<b>TOTAL BRITISH EMPIRE</b>	..	..	..	..	31	7	..	..	25	1,80
Germany . . . . .	183	2,113	1,552	984	655	26,239	2,38,743	1,59,806	95,466	36,90
Netherlands . . . . .	..	..	..	..	48	..	..	..	..	2,89
Belgium . . . . .	3,058	2,592	2,775	2,890	2,255	2,16,008	3,09,536	3,30,830	2,19,566	1,51,471
Other Foreign Countries . . . . .	..	..	..	..	..	..	..	..	..	11
<b>TOTAL FOREIGN COUNTRIES</b>	2,246	4,695	4,327	3,874	2,958	2,42,247	6,08,279	4,90,136	3,15,032	1,91,281
<b>Share of Bengal . . . . .</b>	..	..	20	..	..	..	..	2,366	..	..
“ Bombay . . . . .	8	292	124	177	188	2,000	52,500	14,826	17,370	10,891
“ Sind . . . . .	1,783	2,290	2,700	2,713	2,172	1,92,476	3,17,036	3,21,640	2,01,696	1,46,486
“ Madras . . . . .	455	2,113	1,483	984	229	47,775	2,33,743	1,51,304	95,491	13,704
“ Burma . . . . .	..	..	..	..	400	..	..	..	..	22,000
<b>TOTAL</b>	2,246	4,695	4,327	3,874	2,989	2,42,254	6,08,279	4,90,136	3,15,057	1,93,089
<b>Castor cake (II. H)—</b>	Tons	Tons	Tons	Tons	Tons					
United Kingdom . . . . .	2,515	1,274	1,987	1,119	668	2,45,532	1,15,447	1,94,580	90,381	36,756
Ceylon . . . . .	..	63	9	6	3	..	6,310	1,340	850	320
<b>TOTAL BRITISH EMPIRE</b>	2,515	1,337	1,996	1,125	671	2,45,532	1,21,757	1,95,920	91,231	37,076
Denmark . . . . .	..	..	..	3,800	1,000	..	..	..	3,37,500	55,000
Germany . . . . .	1,823	2,731	1,175	2,335	500	1,19,072	2,04,197	1,21,210	1,93,769	27,500
Netherlands . . . . .	..	11	..	..	95	..	1,110	..	..	4,765
Japan . . . . .	920	..	..	..	300	85,520	..	..	..	16,500
<b>TOTAL FOREIGN COUNTRIES</b>	2,243	2,792	1,175	6,635	1,895	2,04,592	2,05,307	1,21,210	6,31,269	1,03,765
<b>Share of Bombay . . . . .</b>	..	626	184	311	98	..	82,130	26,550	42,860	5,085
“ Madras . . . . .	..	393	..	..	..	..	43,309	..	..	..
“ Burma . . . . .	4,758	3,110	2,987	7,449	2,468	4,50,124	3,91,525	2,90,536	5,79,640	1,35,756
<b>TOTAL</b>	4,758	4,129	3,171	7,760	2,566	4,50,124	4,17,064	3,17,036	6,22,500	1,40,841

No. 14—continued

ARTICLES, AND COUNTRIES OF FINAL DESTINATION; ALSO SHARE OF EACH PROVINCE	QUANTITY					VALUE				
	1927-28	1928-29	1929-30	1930-31	1931-32	1927-28	1928-29	1929-30	1930-31	1931-32
	Tons	Tons	Tons	Tons	Tons	Rs	Rs	Rs	Rs	Rs
<i>Almonds—continued</i>										
<i>roundnut cake (II. H)—</i>										
United Kingdom . . . . .	54,268	60,060	76,525	98,995	68,778	56,29,660	67,54,371	77,60,722	69,00,004	44,03,911
Aden and Dependencies . . . . .	..	98	..	..	..	..	12,703	..	..	..
Ceylon . . . . .	29,745	25,058	25,560	21,618	20,340	32,50,448	26,80,225	26,78,409	16,94,571	14,69,570
Straits Settlements (including Labuan) . . . . .	1,808	2,891	1,568	1,434	1,120	1,24,852	2,16,563	1,65,759	82,596	72,204
Federated Malay States . . . . .	..	..	..	19	..	..	..	..	1,312	..
British Borneo . . . . .	..	15	..	..	..	..	2,210	..	..	..
New South Wales . . . . .	..	..	..	100	..	..	..	..	8,184	..
Australian Commonwealth (Total) . . . . .	..	..	..	100	..	..	..	..	8,184	..
Fiji Islands . . . . .	..	..	67	184	..	..	..	10,700	18,450	..
Other British Possessions . . . . .	..	..	1	..	..	..	..	301	..	..
<b>TOTAL BRITISH EMPIRE</b>	<b>87,819</b>	<b>93,622</b>	<b>103,721</b>	<b>117,395</b>	<b>90,244</b>	<b>90,04,909</b>	<b>96,06,012</b>	<b>1,06,05,891</b>	<b>87,14,117</b>	<b>59,45,745</b>
<i>Russia—</i>										
Northern Russia . . . . .	..	..	195	..	..	..	..	26,920	..	..
Finland . . . . .	..	..	94	..	..	..	..	13,120	..	..
Denmark . . . . .	..	..	..	..	250	..	..	..	..	11,250
Sweden . . . . .	..	580	67	1,338	1,894	..	59,758	6,752	1,38,643	94,838
Germany . . . . .	40,094	38,510	28,189	35,865	51,899	51,41,892	50,34,158	35,32,838	26,88,751	34,02,024
Netherlands . . . . .	11,549	17,574	25,874	18,146	26,855	15,10,258	22,93,359	35,02,464	18,33,625	18,96,440
Belgium . . . . .	6,417	12,512	12,764	7,637	12,117	8,27,344	16,35,476	17,72,435	6,67,301	8,08,211
France . . . . .	..	178	23	..	..	..	25,084	7,278	..	..
Spain . . . . .	50	..	..	..	..	6,000	..	..	..	..
Italy . . . . .	..	29	..	551	..	..	3,659	..	45,706	..
Greece . . . . .	16	20	10	25	20	1,819	2,674	1,207	1,883	1,481
Sumatra . . . . .	..	..	349	677	100	..	..	28,590	58,484	5,803
Java . . . . .	405	..	1,173	82	328	50,400	..	1,19,338	7,050	18,808
Indo-China (including Cochin-China, Cambo- dia, Annam, Tonkin and French leased territories in China) . . . . .	10	..	..	..	..	1,016	..	..	..	..
Japan . . . . .	1,544	..	..	..	..	1,34,968	..	2	2	..
Egypt . . . . .	17	..	..	..	..	4,408	..	..	..	..
United States of America— Via Atlantic Coast . . . . .	50	107	57	..	50	5,949	18,408	7,952	5	3,400
Other Foreign Countries . . . . .	..	..	1	5	..	..	1	120	125	..
<b>TOTAL FOREIGN COUNTRIES</b>	<b>60,152</b>	<b>69,540</b>	<b>68,746</b>	<b>64,376</b>	<b>98,513</b>	<b>70,84,052</b>	<b>90,72,577</b>	<b>90,69,011</b>	<b>54,41,675</b>	<b>63,62,255</b>
<i>Share of Bengal</i>	<i>637</i>	<i>1,914</i>	<i>9,962</i>	<i>8,337</i>	<i>4,162</i>	<i>71,908</i>	<i>1,01,188</i>	<i>10,05,330</i>	<i>6,37,692</i>	<i>2,42,128</i>
„ Bombay . . . . .	71,892	85,881	95,014	115,359	115,503	1,01,17,879	1,16,29,539	1,27,68,422	1,01,56,898	84,87,350
„ Sind . . . . .	..	1	..	25	24	..	345	..	938	389
„ Madras . . . . .	29,242	24,300	13,740	9,237	24,590	30,79,334	25,55,361	14,38,065	4,89,586	16,24,364
„ Burma . . . . .	45,700	31,066	53,751	48,743	39,478	34,19,400	43,62,156	44,63,035	28,70,678	19,52,769
<b>TOTAL</b>	<b>147,471</b>	<b>163,162</b>	<b>172,467</b>	<b>181,771</b>	<b>183,757</b>	<b>1,66,89,021</b>	<b>1,87,38,589</b>	<b>1,96,74,902</b>	<b>1,41,55,792</b>	<b>1,23,08,000</b>
<i>Inseed cake (II. H)—</i>										
United Kingdom . . . . .	33,692	31,809	32,947	17,011	33,567	43,28,977	41,63,725	38,97,238	20,64,431	27,70,934
Ceylon . . . . .	20	320	32	49	11	2,362	43,042	5,445	3,122	1,668
Straits Settlements (including Labuan) . . . . .	12	21	24	14	15	1,576	3,286	3,934	2,536	1,514
Hongkong . . . . .	45	20	..	..	..	6,600	4,095	..	..	..
Canada— Via Atlantic Coast . . . . .	..	18	..	..	..	..	1,507	..	..	..
Western Australia . . . . .	100	..	..	..	..	12,278	..	..	..	..
South Australia (including Northern Territory) . . . . .	445	20	75	..	..	55,073	2,448	10,021	..	..
Victoria . . . . .	447	..	..	..	..	55,299	..	..	..	..
New South Wales . . . . .	2,402	403	201	..	..	2,48,668	45,588	20,040	..	..
Australian Commonwealth (Total) . . . . .	3,394	423	276	..	..	3,71,308	47,986	30,061	..	..
Other British Possessions . . . . .	4	..	..	..	2	540	..	..	..	165
<b>TOTAL BRITISH EMPIRE</b>	<b>37,167</b>	<b>32,606</b>	<b>33,270</b>	<b>17,074</b>	<b>33,595</b>	<b>47,11,368</b>	<b>42,63,541</b>	<b>39,36,778</b>	<b>20,70,039</b>	<b>27,74,231</b>

GENERAL EXPORTS

INDIAN MERCHANDISE

( 754 )

No. 14—continued

ARTICLES, AND COUNTRIES OF FINAL DESTINATION; ALSO SHARE OF EACH PROVINCE	QUANTITY					VALUE				
	1927-28	1928-29	1929-30	1930-31	1931-32	1927-28	1928-29	1929-30	1930-31	1931-32
<b>Oilseeds—continued</b>										
<i>Linseed cake (II. H)—contd.</i>	Tons	Tons	Tons	Tons	Tons	₹	₹	₹	₹	₹
Finland . . . . .	..	..	150	..	..	..	..	15,732	..	..
Sweden . . . . .	..	246	542	..	..	..	28,898	50,225	..	..
Norway . . . . .	..	75	25	..	..	..	9,000	2,720	..	..
Germany . . . . .	0,997	13,189	2,929	478	2,745	7,26,246	15,40,003	3,66,529	40,416	2,23,524
Netherlands . . . . .	20,452	29,002	12,237	4,161	7,503	22,35,772	35,61,923	16,72,835	8,80,187	5,55,045
Belgium . . . . .	3,385	11,500	1,691	1,443	2,739	4,22,714	15,80,637	2,05,298	1,48,215	2,03,315
France . . . . .	..	..	238	303	..	..	..	33,658	25,025	..
Italy . . . . .	400	..	49	..	..	40,000	..	4,669	..	..
Poland . . . . .	..	19	..	..	..	..	2,180	..	..	..
United States of America— Via Atlantic Coast . . . . .	..	..	..	..	..	..	..	..	6	..
<b>TOTAL FOREIGN COUNTRIES</b>	<b>31,184</b>	<b>54,031</b>	<b>17,911</b>	<b>6,385</b>	<b>12,087</b>	<b>34,24,732</b>	<b>67,43,734</b>	<b>23,51,666</b>	<b>6,02,849</b>	<b>9,82,784</b>
<i>Share of Bengal . . . . .</i>	<i>37,339</i>	<i>39,443</i>	<i>27,594</i>	<i>10,399</i>	<i>23,405</i>	<i>40,99,767</i>	<i>43,82,308</i>	<i>30,47,266</i>	<i>13,26,393</i>	<i>19,53,073</i>
" <i>Bombay . . . . .</i>	<i>30,952</i>	<i>47,182</i>	<i>23,596</i>	<i>13,669</i>	<i>23,177</i>	<i>40,34,535</i>	<i>61,29,967</i>	<i>32,41,179</i>	<i>13,46,040</i>	<i>18,03,992</i>
" <i>Sind . . . . .</i>	<i>9</i>	<i>..</i>	<i>..</i>	<i>..</i>	<i>..</i>	<i>1,773</i>	<i>..</i>	<i>..</i>	<i>..</i>	<i>..</i>
<b>TOTAL</b>	<b>68,351</b>	<b>86,637</b>	<b>51,190</b>	<b>24,059</b>	<b>146,582</b>	<b>81,36,095</b>	<b>1,10,12,275</b>	<b>62,88,444</b>	<b>26,72,938</b>	<b>37,57,065</b>
<b>Peas and sesamum cake</b>										
<i>(II. H)—</i>	Tons	Tons	Tons	Tons	Tons					
United Kingdom . . . . .	181	308	412	339	..	22,559	39,642	48,807	28,976	..
Ceylon . . . . .	10,543	17,830	10,431	14,335	11,939	25,58,116	24,52,414	19,34,738	15,81,775	10,38,636
New South Wales Australian Commonwealth (Total) . . . . .	..	..	215	..	..	..	..	17,130	..	..
Other British Possessions . . . . .	..	18	1	..	2	166	100	120	..	172
<b>TOTAL BRITISH EMPIRE</b>	<b>16,724</b>	<b>18,156</b>	<b>17,109</b>	<b>15,174</b>	<b>11,941</b>	<b>25,80,841</b>	<b>24,94,216</b>	<b>20,50,845</b>	<b>15,60,751</b>	<b>10,38,853</b>
Sweden . . . . .	..	100	..	..	..	..	10,920	..	..	..
Germany . . . . .	351	3,175	1,043	..	..	26,611	3,22,957	1,00,602	..	..
Netherlands . . . . .	..	521	818	..	..	..	64,574	1,08,438	..	..
Belgium . . . . .	..	692	502	104	14	..	96,815	59,109	8,538	1,100
France . . . . .	..	..	346	762	94	..	..	34,491	50,353	10,350
Native States in Arabia other than Maskat Territory and Trucial Oman . . . . .	..	1	..	..	..	..	180	..	..	..
Java . . . . .	..	..	..	..	200	..	..	..	..	14,422
Japan . . . . .	31,313	36,995	15,065	14,713	37,995	28,66,562	34,54,821	14,06,447	10,34,026	23,43,893
<b>TOTAL FOREIGN COUNTRIES</b>	<b>31,664</b>	<b>41,184</b>	<b>18,374</b>	<b>15,579</b>	<b>38,308</b>	<b>28,93,173</b>	<b>39,50,267</b>	<b>17,08,177</b>	<b>11,42,917</b>	<b>23,69,765</b>
<i>Share of Bengal . . . . .</i>	<i>32,154</i>	<i>40,965</i>	<i>17,742</i>	<i>14,864</i>	<i>33,314</i>	<i>29,55,277</i>	<i>39,02,910</i>	<i>16,10,106</i>	<i>10,97,423</i>	<i>23,68,563</i>
" <i>Bombay . . . . .</i>	<i>129</i>	<i>1,155</i>	<i>1,682</i>	<i>1,175</i>	<i>122</i>	<i>16,218</i>	<i>1,57,059</i>	<i>2,11,161</i>	<i>85,984</i>	<i>13,215</i>
" <i>Sind . . . . .</i>	<i>108</i>	<i>14</i>	<i>..</i>	<i>9</i>	<i>1</i>	<i>11,881</i>	<i>4,000</i>	<i>6</i>	<i>667</i>	<i>70</i>
" <i>Madras . . . . .</i>	<i>16,002</i>	<i>17,206</i>	<i>16,053</i>	<i>14,715</i>	<i>11,806</i>	<i>34,90,638</i>	<i>23,30,514</i>	<i>19,37,391</i>	<i>15,19,639</i>	<i>10,26,673</i>
" <i>Burma . . . . .</i>	<i>..</i>	<i>..</i>	<i>6</i>	<i>..</i>	<i>1</i>	<i>..</i>	<i>..</i>	<i>360</i>	<i>..</i>	<i>102</i>
<b>TOTAL</b>	<b>48,338</b>	<b>59,340</b>	<b>35,433</b>	<b>30,753</b>	<b>50,244</b>	<b>54,74,014</b>	<b>64,44,483</b>	<b>37,59,022</b>	<b>27,03,638</b>	<b>34,08,623</b>
<b>Others (II. H)—</b>										
United Kingdom . . . . .	Tons 1,732	Tons 676	Tons 220	Tons 929	Tons 620	1,72,907	83,592	21,472	68,507	39,300
Ceylon Straits Settlements (including Labuan) . . . . .	563	1,234	1,107	1,339	340	46,173	1,44,546	1,06,867	78,690	20,122
Federated Malay States . . . . .	123	84	169	159	259	12,460	9,249	15,220	11,592	17,930
Other British Possessions . . . . .	..	..	..	..	..	15	..	32	..	..
<b>TOTAL BRITISH EMPIRE</b>	<b>3,172</b>	<b>2,653</b>	<b>2,207</b>	<b>3,154</b>	<b>1,770</b>	<b>3,11,248</b>	<b>3,07,907</b>	<b>2,10,760</b>	<b>2,06,375</b>	<b>1,14,000</b>
Sweden . . . . .	..	350	..	..	..	..	36,316	..	..	..
Germany . . . . .	336	4,631	2,575	1,124	636	41,175	6,40,854	4,25,571	63,113	35,839
Netherlands . . . . .	90	50	59	25	11	10,854	7,030	8,166	1,250	550
Belgium . . . . .	..	23	..	..	44	..	2,300	..	..	2,197
Sumatra . . . . .	..	..	..	1	52	..	..	..	80	2,937
France . . . . .	..	..	..	107	..	..	..	..	7,810	..
Japan . . . . .	532	596	51	50	..	48,853	62,992	4,480	2,730	..
Egypt . . . . .	..	..	..	..	197	..	..	..	..	7,523
United States of America— Via Atlantic Coast . . . . .	92	1	..	50	90	10,790	80	..	4,774	5,860
" <i>Pacific . . . . .</i>	<i>5</i>	<i>49</i>	<i>30</i>	<i>..</i>	<i>..</i>	<i>550</i>	<i>5,600</i>	<i>2,454</i>	<i>..</i>	<i>..</i>
Other Foreign Countries . . . . .	..	..	..	..	..	..	..	..	20	..
<b>TOTAL FOREIGN COUNTRIES</b>	<b>1,155</b>	<b>5,750</b>	<b>3,715</b>	<b>1,357</b>	<b>1,030</b>	<b>1,12,222</b>	<b>7,55,172</b>	<b>4,40,671</b>	<b>70,777</b>	<b>54,911</b>
<i>Share of Bengal . . . . .</i>	<i>2,332</i>	<i>1,911</i>	<i>1,002</i>	<i>2,140</i>	<i>1,313</i>	<i>2,22,003</i>	<i>1,99,767</i>	<i>1,41,246</i>	<i>1,31,705</i>	<i>79,123</i>
" <i>Bombay . . . . .</i>	<i>1,542</i>	<i>6,093</i>	<i>3,704</i>	<i>1,672</i>	<i>1,192</i>	<i>1,93,546</i>	<i>3,21,137</i>	<i>4,54,905</i>	<i>1,19,523</i>	<i>73,935</i>
" <i>Madras . . . . .</i>	<i>394</i>	<i>399</i>	<i>595</i>	<i>291</i>	<i>36</i>	<i>33,572</i>	<i>42,119</i>	<i>54,000</i>	<i>22,315</i>	<i>1,232</i>
" <i>Burma . . . . .</i>	<i>59</i>	<i>..</i>	<i>21</i>	<i>203</i>	<i>259</i>	<i>4,350</i>	<i>6</i>	<i>1,274</i>	<i>12,104</i>	<i>14,566</i>
<b>TOTAL</b>	<b>4,327</b>	<b>8,403</b>	<b>5,922</b>	<b>4,511</b>	<b>2,800</b>	<b>4,23,470</b>	<b>10,63,079</b>	<b>6,51,431</b>	<b>2,86,162</b>	<b>1,68,911</b>

No. 14—continued

ARTICLES, AND COUNTRIES OF FINAL DESTINATION; ALSO SHARE OF EACH PROVINCE	QUANTITY					VALUE				
	1927-28	1928-29	1929-30	1930-31	1931-32	1927-28	1928-29	1929-30	1930-31	1931-32
<b>Oilcakes—concluded</b>										
<b>Total Oilcakes—</b>	Tons	Tons	Tons	Tons	Tons	Rs	Rs	Rs	Rs	Rs
United Kingdom . . . . .	94,888	100,127	112,091	113,098	103,833	1,08,99,644	1,11,55,777	1,19,22,819	91,56,889	72,50,991
Aden and Dependencies . . . . .	..	98	..	..	..	..	12,708	..	..	5
Ceylon . . . . .	46,926	45,602	48,800	38,758	34,476	58,00,523	54,55,294	47,87,408	33,59,101	26,23,300
Straits Settlements (including Labuan) . . . . .	2,067	3,081	2,304	2,175	1,694	2,06,237	2,90,309	2,27,023	1,37,628	1,10,460
Federated Malay States . . . . .	123	84	169	178	261	12,460	9,249	15,229	12,904	18,145
British Borneo . . . . .	..	15	..	..	..	..	2,210	..	..	..
Hongkong . . . . .	45	20	..	..	..	6,015	4,095	32	..	..
Canada—										
Via Atlantic Coast . . . . .	..	31	..	..	..	..	3,667	..	..	..
Western Australia . . . . .	100	..	..	..	..	12,273	..	..	..	..
South Australia (including Northern Territory) . . . . .	445	20	75	..	..	55,073	2,448	10,021	..	..
Victoria . . . . .	447	..	..	..	..	55,299	..	..	..	..
New South Wales . . . . .	2,402	403	416	100	..	2,48,668	45,538	37,170	8,184	..
Australian Commonwealth (Total) . . . . .	3,394	423	491	100	..	3,71,308	47,986	47,191	8,184	..
Fiji Islands . . . . .	..	..	67	184	..	..	..	10,700	18,450	..
Other British Possessions . . . . .	4	..	1	..	1	547	..	301	..	70
<b>TOTAL BRITISH EMPIRE</b>	<b>146,947</b>	<b>149,481</b>	<b>158,423</b>	<b>155,883</b>	<b>140,065</b>	<b>1,68,57,384</b>	<b>1,69,81,290</b>	<b>1,70,10,698</b>	<b>1,26,91,656</b>	<b>1,00,02,977</b>
<b>Russia</b>										
Northern Russia . . . . .	..	..	195	..	..	..	..	26,920	..	..
Sweden . . . . .	..	1,276	609	1,388	1,894	..	1,35,892	56,977	1,38,643	94,838
Finland . . . . .	..	..	244	..	..	..	..	28,852	..	..
Norway . . . . .	..	75	25	..	..	..	9,000	2,720	..	..
Denmark . . . . .	..	..	..	3,800	1,250	..	..	..	3,37,500	66,250
Germany . . . . .	49,249	64,479	38,413	41,286	56,435	60,81,235	80,72,002	47,56,646	30,81,515	37,85,791
Netherlands . . . . .	32,091	47,158	39,038	22,332	34,512	37,56,884	59,52,995	52,91,903	22,24,062	24,60,592
Belgium . . . . .	11,310	27,309	17,732	12,074	17,169	14,66,066	36,84,764	23,66,172	10,43,620	12,26,301
France . . . . .	..	178	607	1,172	94	..	25,084	75,427	88,188	10,350
Spain . . . . .	50	..	..	..	..	6,000	..	..	..	..
Italy . . . . .	400	29	40	551	..	40,000	3,659	4,669	45,706	..
Greece . . . . .	16	20	10	25	20	1,319	2,674	1,207	1,333	1,481
Persia . . . . .	..	19	..	..	..	..	2,184	..	..	..
Sumatra . . . . .	..	..	349	678	152	..	..	28,590	58,564	8,740
Java . . . . .	495	..	1,173	32	528	50,400	..	1,19,333	7,670	33,230
Indo-China (including Cochin-China, Cambodia, Annam, Tonkin and French leased territories in China) . . . . .	10	..	..	..	..	1,016	..	..	..	..
China (exclusive of Hong- kong and Macao) . . . . .	..	..	..	5	..	..	..	..	125	..
Japan . . . . .	34,359	37,296	15,716	14,763	38,295	31,35,903	35,18,333	14,10,929	10,86,758	23,60,393
Egypt . . . . .	17	..	..	..	197	4,408	..	..	..	7,528
United States of America— Via Atlantic Coast . . . . .	142	208	57	50	140	16,730	24,397	7,952	4,785	9,260
" Pacific " . . . . .	9	49	30	..	..	1,100	5,600	2,454	..	..
Other Foreign Countries . . . . .	..	1	1	..	..	..	181	120	..	10
<b>TOTAL FOREIGN COUNTRIES</b>	<b>123,648</b>	<b>178,097</b>	<b>114,248</b>	<b>98,206</b>	<b>150,686</b>	<b>1,45,61,568</b>	<b>2,14,36,665</b>	<b>1,41,80,871</b>	<b>81,13,519</b>	<b>1,00,64,764</b>
<b>Share of Bengal . . . . .</b>	<b>72,513</b>	<b>81,557</b>	<b>57,019</b>	<b>36,554</b>	<b>67,304</b>	<b>73,43,974</b>	<b>92,02,621</b>	<b>58,16,362</b>	<b>32,33,991</b>	<b>46,76,827</b>
" Bombay . . . . .	<b>104,524</b>	<b>142,053</b>	<b>124,315</b>	<b>132,563</b>	<b>141,221</b>	<b>1,43,34,728</b>	<b>1,89,31,537</b>	<b>1,37,17,443</b>	<b>1,17,68,950</b>	<b>1,04,36,118</b>
" Sind . . . . .	<b>1,398</b>	<b>2,305</b>	<b>2,700</b>	<b>2,747</b>	<b>2,197</b>	<b>2,06,130</b>	<b>3,31,381</b>	<b>3,21,645</b>	<b>2,03,401</b>	<b>1,47,445</b>
" Madras . . . . .	<b>46,143</b>	<b>44,457</b>	<b>31,872</b>	<b>35,325</b>	<b>36,923</b>	<b>56,55,246</b>	<b>52,58,829</b>	<b>35,30,920</b>	<b>21,31,381</b>	<b>26,32,158</b>
" Burma . . . . .	<b>50,517</b>	<b>54,176</b>	<b>56,765</b>	<b>56,400</b>	<b>42,808</b>	<b>38,73,374</b>	<b>46,53,687</b>	<b>47,55,199</b>	<b>34,62,422</b>	<b>21,25,193</b>
<b>TOTAL</b>	<b>275,595</b>	<b>327,578</b>	<b>272,671</b>	<b>253,589</b>	<b>290,751</b>	<b>3,14,18,952</b>	<b>3,84,17,055</b>	<b>3,11,01,569</b>	<b>2,08,05,175</b>	<b>2,00,67,741</b>
<b>Opium (III. C)—</b>										
Aden and Dependencies . . . . .	Chests= Cwts.	Chests= Cwts.	Chests= Cwts.	Chests= Cwts.	Chests= Cwts.	..	1,800	..	1,800	..
British Borneo . . . . .	65=82	58=72	51=63	43=54	..	2,60,000	2,32,000	2,04,000	1,72,000	..
Natal . . . . .	..	..	..	..	..	..	..	..	750	..
Zanzibar and Pemba . . . . .	..	..=15	..	..=2	..	750	562	375	750	1,125
<b>TOTAL BRITISH EMPIRE</b>	<b>65=82</b>	<b>58=88</b>	<b>51=63</b>	<b>43=57</b>	<b>..</b>	<b>2,60,750</b>	<b>2,34,362</b>	<b>2,04,375</b>	<b>1,75,300</b>	<b>1,125</b>

GENERAL EXPORTS

( 756 )

INDIAN MERCHANDISE

No. 14—continued

ARTICLES AND COUNTRIES OF FINAL DESTINATION; ALSO SHARE OF EACH PROVINCE	QUANTITY					VALUE				
	1927-28	1928-29	1929-30	1930-31	1931-32	1927-28	1928-29	1929-30	1930-31	1931-32
<b>Opium (III. C)—continued</b>	Chests=cwts.	Chests=cwts.	Chests=cwts.	Chests=cwts.	Chests=cwts.	R	R	R	R	R
Germany . . . . .	..	..	..	.. =2	..	..	..	..	75	..
Java . . . . .	1,205=1,506	984=1,205	604=755	443=604	208=253	48,20,000	88,56,000	24,16,000	25,72,000	8,12,000
Siam . . . . .	1,585=1,950	1,391=1,725	1,233=1,542	1,044=1,305	809=1,030	62,60,000	55,84,000	49,32,000	41,76,000	34,76,000
Indo-China (including Cochin-China, Cambodia, Annam, Tonkin and French leased territories in China) . . . . .	2,142=2,664	1,522=1,902	1,662=2,077	1,321=1,651	1,101=1,376	85,68,000	60,88,000	66,48,000	52,84,000	44,04,000
<b>TOTAL FOREIGN COUNTRIES</b>	4,912=6,126	3,877=4,832	3,499=4,374	3,008=3,762	2,173=2,715	1,96,48,000	1,55,08,000	1,39,96,000	1,20,32,075	86,92,000
Share of Bengal . . . . .	1,977=6,208	3,935=4,904	3,550=4,437	3,051=3,814	2,173=2,715	1,99,08,000	1,57,40,000	1,42,00,000	1,22,04,000	86,92,000
" Bombay . . . . .	..	.. =16	..	.. =6	..	750	2,362	376	3,376	1,156
<b>TOTAL</b>	4,977=6,208	3,935=4,920	3,550=4,437	3,051=3,819	2,173=2,715	1,99,08,750	1,57,42,362	1,42,00,376	1,22,07,375	86,93,156
<b>Paints and Painters' Materials—</b>										
<b>PAINTS AND COLOURS—</b>										
<b>Graphite (III. E)—</b>	Owts.	Owts.	Owts.	Owts.	Owts.					
<b>TOTAL BRITISH EMPIRE</b>	..	1	..	1	..	..	85	..	10	..
Share of Bengal . . . . .	..	1	..	1	..	..	85	..	10	..
<b>Other sorts (III. E)—</b>	Owts.	Owts.	Owts.	Owts.	Owts.					
United Kingdom . . . . .	7,804	10,387	10,609	5,639	11,187	88,105	1,00,488	91,488	42,184	1,04,281
Aden and Dependencies . . . . .	59	41	60	48	38	16,454	10,345	14,133	7,140	13,885
Maldives . . . . .	113	19	63	26	73	1,295	410	550	83	790
Ceylon . . . . .	173	156	612	284	489	7,236	7,642	14,395	7,756	11,620
Straits Settlements (including Labuan) . . . . .	1,556	2,916	1,490	695	541	24,287	49,287	29,620	11,775	7,856
Natal . . . . .	10	43	106	7	42	97	445	1,080	195	290
Kenya Colony . . . . .	..	3	4	132	10	..	350	300	1,600	995
Canada—										
Via Atlantic Coast . . . . .	..	200	..	200	..	..	1,800	..	1,300	..
" Pacific " . . . . .	..	160	100	..	..	..	1,280	900	..	..
Victoria . . . . .	..	..	20	..	40	..	..	160	..	280
New South Wales . . . . .	1,007	1,200	1,100	362	440	10,173	11,000	9,850	6,516	3,230
Australian Commonwealth (Total) . . . . .	1,007	1,200	1,120	362	480	10,173	11,000	10,010	6,516	3,490
New Zealand (including Nauru and Br. Samoa) . . . . .	..	20	140	81	60	..	200	1,400	550	450
Other British Possessions . . . . .	33	20	118	48	47	1,201	1,341	2,282	1,368	742
<b>TOTAL BRITISH EMPIRE</b>	10,845	15,014	14,422	8,022	22,067	1,48,828	1,84,588	1,66,153	80,467	1,48,899
Germany . . . . .	1,979	1,100	980	440	3,453	13,275	9,500	6,779	3,040	26,630
Belgium . . . . .	21	100	448	..	281	1,500	1,000	4,100	..	1,872
France . . . . .	..	..	..	..	2,509	..	..	..	..	13,905
Italy . . . . .	..	340	140	930	300	..	3,050	1,280	6,370	1,950
Native States in Arabia other than Maskat Territory and Trucial Oman . . . . .	18	9	12	6	12	759	305	375	75	1,596
Persia . . . . .	..	6	1	13	5	..	100	75	2,482	436
Java . . . . .	67	1	1	233	364	1,490	240	500	9,673	14,855
Siam . . . . .	11	..	..	..	..	1,000	..	..	..	..
United States of America—										
Via Atlantic Coast . . . . .	5,340	5,161	5,160	2,798	3,768	48,960	48,540	46,640	21,784	27,720
Other Foreign Countries . . . . .	31	15	80	57	13	1,500	721	1,258	1,181	262
<b>TOTAL FOREIGN COUNTRIES</b>	7,462	6,732	6,822	4,527	10,705	68,484	63,486	61,007	44,605	89,226
Share of Bengal . . . . .	17,636	20,496	20,169	12,004	23,127	1,87,225	2,29,240	2,14,198	1,13,659	2,26,767
" Bombay . . . . .	402	945	756	237	184	25,399	14,076	10,400	8,813	4,143
" Sind . . . . .	..	..	..	125	..	..	..	..	750	..
" Madras . . . . .	264	305	318	177	361	4,596	4,758	2,546	1,720	3,216
" Burma . . . . .	5	..	1	6	..	92	..	76	125	..
<b>TOTAL</b>	18,307	21,746	21,244	12,549	28,672	2,17,312	2,45,074	2,27,160	1,25,072	2,83,125

No. 14—continued

ARTICLES, AND COUNTRIES OF FINAL DESTINATION; ALSO SHARE OF EACH PROVINCE	QUANTITY					VALUE				
	1927-28	1928-29	1929-30	1930-31	1931-32	1927-28	1928-29	1929-30	1930-31	1931-32
<b>Paints and Painters' Materials—continued</b>						R	R	R	R	R
<b>PAINTERS' MATERIALS (III.B)—</b>										
United Kingdom . . . . .	—	—	—	—	—	5,94,542	7,87,984	2,69,376	1,80,971	99,481
Straits Settlements (including Labuan) . . . . .	—	—	—	—	—	3,481	2,677	..	562	927
Other British Possessions . . . . .	—	—	—	—	—	168	100	206	142	2,195
<b>TOTAL BRITISH EMPIRE</b>	—	—	—	—	—	5,98,206	7,40,761	2,69,582	1,81,675	1,02,558
Germany . . . . .	—	—	—	—	—	526	23,994	5,160	6,888	85,880
Netherlands . . . . .	—	—	—	—	—	..	20	50	..	17,900
Italy . . . . .	—	—	—	—	—	7,998	..	39,431	42,894	1,04,662
Fiume . . . . .	—	—	—	—	—	..	..	5,332	5,332	..
Native States in Arabia (other than Maskat Territory and Trucial Oman) . . . . .	—	—	—	—	—	..	..	..	1,175	..
Iraq . . . . .	—	—	—	—	—	28	550	8,170	45	300
China (exclusive of Hong-kong and Macao) . . . . .	—	—	—	—	—	9,100	11,500	10,500	3,060	10,500
Other Foreign Countries . . . . .	—	—	—	—	—	50	120	..	..	37
<b>TOTAL FOREIGN COUNTRIES</b>	—	—	—	—	—	17,702	36,184	68,843	58,304	1,08,779
Share of Bengal . . . . .	—	—	—	—	—	2,54,772	3,64,512	35	1,205	1,19,866
„ Bombay . . . . .	—	—	—	—	—	30,998	19,795	28,000	6,789	887
„ Sind . . . . .	—	—	—	—	—	3,29,458	3,92,318	3,09,959	2,31,451	1,48,887
„ Madras . . . . .	—	—	—	—	—	380	320	181	..	135
„ Burma . . . . .	—	—	—	—	—	300	..	50	624	1,557
<b>TOTAL</b>	—	—	—	—	—	6,15,908	7,76,945	3,88,225	2,40,069	2,71,382
<b>Total value of Paints and Painters' Materials</b>	—	—	—	—	—	8,33,220	10,25,104	5,65,385	3,65,151	5,04,457
<b>Paper and Pasteboard— paper—</b>										
<b>Printing paper (III. A)—</b>										
	Cwts.	Cwts.	Cwts.	Cwts.	Cwts.					
Ceylon . . . . .	161	34	5	2	118	3,327	755	200	40	1,108
Straits Settlements (including Labuan) . . . . .	4	12	..	..	38	30	450	..	..	1,368
Other British Possessions . . . . .	4	4	5	..	..	178	150	410	..	..
<b>TOTAL BRITISH EMPIRE</b>	169	50	10	2	151	3,530	1,355	619	40	2,471
Java . . . . .	..	..	..	..	42	..	..	..	..	1,790
Other Foreign Countries . . . . .	2	..	..	..	..	75	..	..	10	..
<b>TOTAL FOREIGN COUNTRIES</b>	2	..	..	..	42	75	..	..	10	1,790
Share of Bengal . . . . .	4	12	..	..	192	173	450	..	..	4,221
„ Bombay . . . . .	2	4	4	..	..	75	150	375	..	..
„ Madras . . . . .	165	34	5	2	1	3,357	755	209	50	49
„ Burma . . . . .	..	..	1	..	..	..	..	35	..	..
<b>TOTAL</b>	171	50	10	2	193	3,605	1,355	619	50	4,270
<b>Other kinds of paper (including paper manufactures) (III. A)—</b>										
	Cwts.	Cwts.	Cwts.	Cwts.	Cwts.					
United Kingdom . . . . .	6	25	30	42	8	430	2,121	2,206	1,384	480
Aden and Dependencies . . . . .	24	10	8	8	17	1,140	265	280	210	271
Bahrain Islands . . . . .	1	48	128	83	26	70	711	1,603	1,214	550
Ceylon . . . . .	44	26	67	24	32	2,156	1,285	1,227	685	1,259
Straits Settlements (including Labuan) . . . . .	24	238	23	18	47	925	2,008	1,681	1,104	3,039
Federated Malay States . . . . .	16	12	2	..	1	1,200	855	105	..	102
Zanzibar and Pemba . . . . .	61	9	89	115	210	2,286	3,169	3,271	4,517	7,576
Kenya Colony . . . . .	30	89	15	15	7	860	705	1,090	1,240	325
Mauritius and Dependencies . . . . .	..	23	22	10	3	..	675	1,000	392	210
Other British Possessions . . . . .	30	4	9	5	13	1,342	360	935	245	890
<b>TOTAL BRITISH EMPIRE</b>	236	454	391	315	364	10,459	12,104	13,393	11,441	14,762
Parala . . . . .	23	23	60	77	40	768	70	1,870	1,917	951
Egypt . . . . .	14	..	3	..	..	3,946	..	590	..	..

GENERAL EXPORTS

( 758 )

INDIAN MERCHANDISE

No. 14—continued

ARTICLES, AND COUNTRIES OF FINAL DESTINATION; ALSO SHARE OF EACH PROVINCE	QUANTITY					VALUE				
	1927-28	1928-29	1929-30	1930-31	1931-32	1927-28	1928-29	1929-30	1930-31	1931-32
<b>Paper and Pasteboard</b> —continued						R	R	R	R	R
<i>Other kinds of paper (including paper manufactures) (III, M)—continued</i>	Cwts.	Cwts.	Cwts.	Cwts.	Cwts.					
United States of America— Via Atlantic Coast . . . . .	47	54	13	2	..	6,149	3,316	1,941	91	..
" Pacific " . . . . .	10	12	..	15	..	1,075	1,019	..	860	..
Hawaii . . . . .	..	..	..	0	..	..	..	..	1,000	..
Other Foreign Countries . . . . .	14	14	46	54	67	1,474	765	1,010	1,342	1,010
<b>TOTAL FOREIGN COUNTRIES</b>	<b>108</b>	<b>102</b>	<b>122</b>	<b>154</b>	<b>107</b>	<b>13,412</b>	<b>6,070</b>	<b>5,411</b>	<b>5,210</b>	<b>2,010</b>
Share of Bengal . . . . .	29	98	103	34	38	3,698	4,830	2,547	3,022	1,510
" Bombay . . . . .	234	239	372	371	380	16,265	10,597	12,800	12,730	11,700
" Madras . . . . .	67	47	35	14	49	3,043	1,606	2,566	879	3,210
" Burma . . . . .	24	202	3	..	4	365	1,141	1,098	20	20
<b>TOTAL</b>	<b>344</b>	<b>586</b>	<b>513</b>	<b>469</b>	<b>471</b>	<b>23,871</b>	<b>18,174</b>	<b>18,809</b>	<b>16,651</b>	<b>16,710</b>
<i>Pasteboard, millboard and cardboard of all kinds (III, M)—</i>	Cwts.	Cwts.	Cwts.	Cwts.	Cwts.					
<b>TOTAL BRITISH EMPIRE</b>	<b>7</b>	<b>21</b>	<b>2</b>	<b>7</b>	<b>7</b>	<b>147</b>	<b>605</b>	<b>182</b>	<b>176</b>	<b>20</b>
<b>TOTAL FOREIGN COUNTRIES</b>	<b>..</b>	<b>30</b>	<b>62</b>	<b>5</b>	<b>1</b>	<b>..</b>	<b>580</b>	<b>700</b>	<b>60</b>	<b>3</b>
Share of Bengal . . . . .	..	2	..	..	6	..	65	..	..	27
" Bombay . . . . .	6	49	64	12	2	122	1,130	800	225	50
" Madras . . . . .	1	..	..	..	..	25	..	32	..	..
<b>TOTAL</b>	<b>7</b>	<b>51</b>	<b>64</b>	<b>12</b>	<b>8</b>	<b>147</b>	<b>1,185</b>	<b>832</b>	<b>225</b>	<b>324</b>
<b>Total value of Paper and Pasteboard</b>	<b>—</b>	<b>—</b>	<b>—</b>	<b>—</b>	<b>—</b>	<b>27,623</b>	<b>20,714</b>	<b>20,260</b>	<b>16,926</b>	<b>21,818</b>
<i>Paper-making materials—</i>	Cwts.	Cwts.	Cwts.	Cwts.	Cwts.					
United Kingdom . . . . .	4,182	4,653	3,889	2,742	3,143	77,209	1,06,508	86,665	44,502	41,538
Ceylon . . . . .	..	2	140	..	..	..	150	1,500	..	..
Other British Possessions . . . . .	129	18	8	7	6	460	449	115	200	60
<b>TOTAL BRITISH EMPIRE</b>	<b>4,302</b>	<b>4,678</b>	<b>4,037</b>	<b>2,749</b>	<b>3,149</b>	<b>77,669</b>	<b>1,07,098</b>	<b>88,280</b>	<b>44,702</b>	<b>41,598</b>



No. 14—continued

ARTICLES, AND COUNTRIES OF FINAL DESTINATION; ALSO SHARE OF EACH PROVINCE	QUANTITY					VALUE				
	1927-28	1928-29	1929-30	1930-31	1931-32	1927-28	1928-29	1929-30	1930-31	1931-32
<b>Paper-making materials— continued</b>						R	R	R	R	R
<i>Paper-making materials (II. I)—continued</i>	Cwts.	Cwts.	Cwts.	Cwts.	Cwts.					
Germany . . . . .	1,258	700	490	150	815	16,784	15,668	10,685	2,500	8,915
Netherlands . . . . .	..	111	900	..	..	..	8,525	9,000	..	..
Italy . . . . .	944	328	..	..	..	9,228	5,750	..	..	..
United States of America—										
<i>Via Atlantic Coast</i> . . . . .	4,689	1,072	851	218	4,082	28,245	15,727	9,165	4,163	65,025
Brazil . . . . .	..	..	..	122	..	..	..	..	1,750	..
Other Foreign Countries . . . . .	181	6	69	..	32	897	200	1,190	..	200
<b>TOTAL FOREIGN COUNTRIES</b>	<b>7,072</b>	<b>2,212</b>	<b>1,810</b>	<b>488</b>	<b>5,320</b>	<b>55,104</b>	<b>40,870</b>	<b>29,998</b>	<b>8,418</b>	<b>69,140</b>
Share of Bengal . . . . .	2,819	1,589	1,617	609	250	23,987	23,653	28,201	13,267	2,473
" Bombay . . . . .	8,525	5,092	4,041	2,623	8,228	1,05,848	1,13,380	84,169	39,348	1,08,265
" Madras . . . . .	30	204	286	..	..	2,940	5,435	7,888	..	..
" Burma . . . . .	..	..	3	..	..	..	..	16	..	..
<b>TOTAL</b>	<b>11,874</b>	<b>6,885</b>	<b>5,847</b>	<b>3,237</b>	<b>8,478</b>	<b>1,32,773</b>	<b>1,47,968</b>	<b>1,18,273</b>	<b>53,115</b>	<b>1,10,738</b>
<b>Paraffin wax (III. V)—</b>	<b>Tons</b>	<b>Tons</b>	<b>Tons</b>	<b>Tons</b>	<b>Tons</b>					
United Kingdom . . . . .	15,183	12,380	22,489	9,993	16,840	69,01,030	57,18,981	1,12,40,370	47,41,141	76,11,321
Cyprus . . . . .	..	22	31	27	25	..	10,237	14,595	12,092	10,920
Ceylon	21	42	25	21	14	9,555	19,144	11,620	9,205	5,880
<i>Straits Settlements (including   Labuan)</i> . . . . .	218	340	627	192	79	96,915	1,09,023	3,01,842	88,005	33,180
Federated Malay States . . . . .	6	2	18	39	..	2,730	910	8,794	18,496	..
Hongkong . . . . .	300	75	..	55	..	2,10,000	23,977	..	25,025	..
Cape of Good Hope . . . . .	1,719	1,529	1,712	2,410	2,548	7,95,795	7,11,620	7,90,162	12,32,437	11,38,310
Natal . . . . .	695	232	483	592	131	3,22,114	1,09,202	2,24,665	3,08,850	64,960
Mauritius and Dependencies	..	..	1	9	..	..	..	700	4,012	..
Canada—										
<i>Via Atlantic Coast</i> . . . . .	725	990	828	772	817	3,29,875	4,49,450	3,76,740	3,44,960	3,43,140
" Pacific " . . . . .	..	..	..	35	200	..	..	..	15,925	84,000
British West India Islands . . . . .	121	..	..	..	..	55,168	..	..	..	..
Western Australia . . . . .	50	111	153	104	4	22,750	50,505	69,615	46,900	1,880
South Australia (including Northern Territory) . . . . .	107	156	202	177	27	48,685	70,980	1,19,210	79,800	11,550
Victoria . . . . .	163	165	311	162	125	74,810	75,529	1,50,307	75,967	52,920
Tasmania . . . . .	..	17	5	5	..	..	7,735	2,375	2,275	..
New South Wales . . . . .	578	478	864	161	152	2,62,902	2,18,308	1,65,847	73,114	65,100
Queensland . . . . .	..	23	34	15	..	..	10,465	15,470	6,720	..
<i>Australian Commonwealth (Total)</i>	<i>898</i>	<i>960</i>	<i>1,129</i>	<i>624</i>	<i>308</i>	<i>4,09,016</i>	<i>4,33,612</i>	<i>5,22,724</i>	<i>2,84,775</i>	<i>1,31,280</i>
New Zealand (including Nauru and Br. Samoa) . . . . .	494	327	65	296	26	2,25,224	1,49,012	29,575	1,44,200	11,130
Other British Possessions . . . . .	2	1	1	..	1	910	509	455	..	525
<b>TOTAL BRITISH EMPIRE</b>	<b>20,327</b>	<b>18,890</b>	<b>27,409</b>	<b>15,005</b>	<b>20,989</b>	<b>93,58,332</b>	<b>78,25,742</b>	<b>1,35,82,242</b>	<b>72,28,654</b>	<b>94,34,616</b>
Germany . . . . .	3,141	3,170	3,079	1,241	1,034	14,30,110	14,77,252	14,33,935	5,67,471	4,35,276
Netherlands . . . . .	4,191	6,207	4,169	2,930	3,211	19,08,767	23,37,889	19,29,970	13,43,325	13,89,504
Belgium . . . . .	5,880	5,790	4,136	3,781	2,517	27,20,449	25,81,250	20,54,255	17,44,120	10,91,300
France . . . . .	200	181	1,045	545	237	91,000	59,605	4,75,475	2,47,876	99,540
Spain . . . . .	200	320	4,015	1,349	550	90,975	1,45,600	18,26,825	6,32,099	2,31,000
Italy . . . . .	1,045	2,563	1,689	2,046	2,865	4,87,725	11,73,480	7,80,745	9,08,705	12,03,300
Austria . . . . .	..	10	..	..	..	..	4,550	..	..	..
Turkey, European . . . . .	..	20	..	..	..	..	9,100	..	..	..
Iraq . . . . .	..	..	1	..	..	..	..	700	..	..
Java . . . . .	10	10	..	..	..	4,550	4,550	..	..	..
Siam . . . . .	285	256	194	448	87	1,29,390	1,27,731	88,150	2,14,313	36,540

GENERAL EXPORTS

INDIAN MERCHANDISE

( 760 )

No. 14—continued

ARTICLES, AND COUNTRIES OF FINAL DESTINATION; ALSO SHARE OF EACH PROVINCE	QUANTITY					VALUE				
	1927-28	1928-29	1929-30	1930-31	1931-32	1927-28	1928-29	1929-30	1930-31	1931-32
<b>Paraffin wax (III. V)—contd.</b>						R	R	R	R	R
Indo-China (including Cochin-China, Cambodia, Annam, Tonkin and French leased territories in China)	Tons 60	Tons 190	Tons ..	Tons 65	Tons ..	27,300	96,250	..	29,575	..
Philippine Islands and Guam	..	150	150	605	225	..	1,05,000	1,05,000	2,67,050	1,15,500
China (exclusive of Hong-kong and Macao)	2,449	4,182	2,560	7,166	4,995	11,63,659	19,02,764	11,04,175	36,50,536	23,45,000
Japan	2,660	1,125	1,700	5,505	1,040	12,10,284	5,11,875	7,73,500	27,34,319	4,40,300
Egypt	180	170	90	15	15	81,000	77,350	45,850	6,325	7,000
Portuguese East Africa	5,496	3,004	2,593	5,858	3,026	32,51,302	19,05,015	15,94,731	34,46,475	18,68,054
United States of America— Via Atlantic Coast.	1,880	5,514	7,644	5,750	5,380	8,56,400	25,09,240	34,78,020	13,67,750	22,67,300
" Pacific "	..	625	150	2,500	700	..	2,84,375	68,250	11,23,500	3,22,000
Mexico	280	200	405	870	1,500	1,27,400	91,000	1,84,275	3,81,350	6,30,000
Columbia	488	595	482	400	..	2,22,310	2,71,406	2,19,310	1,82,000	..
Uruguay	50	..	..	25	..	22,750	..	..	11,375	..
Argentine Republic (including the Atlantic Coast of Patagonia)	560	712	1,415	1,235	610	2,54,800	3,23,900	6,43,825	5,51,775	2,56,350
Chile (including the Pacific Coast of Patagonia)	1,750	525	2,800	2,620	2,146	7,96,232	2,38,875	12,89,750	12,45,300	10,01,140
<b>TOTAL FOREIGN COUNTRIES</b>	<b>30,805</b>	<b>35,469</b>	<b>32,317</b>	<b>42,984</b>	<b>30,738</b>	<b>1,48,87,182</b>	<b>1,67,28,097</b>	<b>1,81,86,747</b>	<b>2,09,53,939</b>	<b>1,37,89,604</b>
Share of Bengal	4,392	5,692	13,741	15,217	16,006	29,39,535	33,06,100	31,14,540	90,41,943	31,93,374
" Madras	..	..	..	..	..	..	34	..	..	..
" Burma	46,740	46,767	61,985	42,742	35,721	2,13,05,974	2,12,47,705	2,36,64,449	1,91,37,045	1,49,60,346
<b>TOTAL</b>	<b>51,132</b>	<b>52,359</b>	<b>65,726</b>	<b>57,959</b>	<b>51,727</b>	<b>2,42,45,514</b>	<b>2,45,53,839</b>	<b>3,17,68,989</b>	<b>2,81,82,593</b>	<b>2,91,74,220</b>
<b>Perfumery (not being perfumed spirits) including musk (III. V)—</b>										
United Kingdom	—	—	—	—	—	18,961	1,100	1,444	10,355	1,487
Aden and Dependencies	—	—	—	—	—	17,893	8,339	14,220	10,596	10,003
Bahrain Islands	—	—	—	—	—	331	80	290	240	1,010
Maldives	—	—	—	—	—	2,206	995	1,086	1,950	760
Ceylon	—	—	—	—	—	31,190	33,452	39,285	38,053	33,487
Straits Settlements (including Labuan)	—	—	—	—	—	51,940	55,374	79,381	34,333	27,500
Federated Malay States	—	—	—	—	—	3,555	3,470	5,041	3,497	4,976
Hongkong	—	—	—	—	—	525	3,956	4,182	2,060	1,747
Cape of Good Hope	—	—	—	—	—	1,720	1,530	5,030	2,504	1,200
Natal	—	—	—	—	—	6,864	4,060	6,440	6,200	4,457
Zanzibar and Pemba	—	—	—	—	—	2,065	2,020	2,240	1,494	2,800
Kenya Colony	—	—	—	—	—	3,680	5,240	5,120	6,372	5,443
Tanganyika Territory	—	—	—	—	—	375	1,105	1,154	455	600
Anglo-Egyptian Sudan	—	—	—	—	—	700	4,625	1,110	1,895	775
Mauritius and Dependencies	—	—	—	—	—	6,558	3,378	9,855	3,137	1,954
Fiji Islands	—	—	—	—	—	670	2,162	4,007	660	447
Other British Possessions	—	—	—	—	—	1,658	1,171	1,424	763	634
<b>TOTAL BRITISH EMPIRE</b>	<b>—</b>	<b>—</b>	<b>—</b>	<b>—</b>	<b>—</b>	<b>1,45,891</b>	<b>1,33,197</b>	<b>1,31,728</b>	<b>1,34,324</b>	<b>99,430</b>

No. 14—continued

ARTICLES, AND COUNTRIES OF FINAL DESTINATION; ALSO SHARE OF EACH PROVINCE	QUANTITY					VALUE				
	1927-28	1928-29	1929-30	1930-31	1931-32	1927-28	1928-29	1929-30	1930-31	1931-32
						R	R	R	R	R
<b>Perfumery (not being per- fumed Spirits) (including musk (III.V))—</b>										
Germany . . . . .	—	—	—	—	—	2,933	1,198	2,544	1,414	1,944
France . . . . .	—	—	—	—	—	650	840	15,552	9,633	4,097
Italy . . . . .	—	—	—	—	—	1,350	1,149	..	1,750	518
Turkey, European . . . . .	—	—	—	—	—	13,350	8,800	2,928	6,750	2,791
„ Asiatic . . . . .	—	—	—	—	—	..	945	..	..	1,950
Syria . . . . .	—	—	—	—	—	130	..	1,000	..	100
Smyrna . . . . .	—	—	—	—	—	3,133	2,739	..	..	..
Maskat Territory and Trucial Oman . . . . .	—	—	—	—	—	2,979	5,020	2,125	1,483	678
Other Native States in Arabia . . . . .	—	—	—	—	—	2,377	3,284	5,250	3,942	1,915
Iraq . . . . .	—	—	—	—	—	3,240	1,320	2,535	2,350	2,557
Persia . . . . .	—	—	—	—	—	3,212	6,310	4,471	2,157	2,005
Sumatra . . . . .	—	—	—	—	—	..	..	150	2,075	..
Siam . . . . .	—	—	—	—	—	4,116	2,129	2,806	7,777	2,121
Java . . . . .	—	—	—	—	—	383	160	1,269	4,760	4,119
Indo-China (including Cochin- China, Cambodia, Annam, Tonkin and French leased territories in China) . . . . .	—	—	—	—	—	10,197	10,838	13,495	9,007	5,930
China (exclusive of Hongkong and Macao) . . . . .	—	—	—	—	—	..	2,950	324	..	1,440
Japan . . . . .	—	—	—	—	—	600	4,050	3,750	2,500	1,961
Egypt . . . . .	—	—	—	—	—	17,969	8,577	1,132	1,937	3,125
Portuguese East Africa . . . . .	—	—	—	—	—	5,221	4,368	5,365	4,303	4,464
Italian East Africa (Somali- land and Eritrea) . . . . .	—	—	—	—	—	762	2,395	1,115	2,525	1,399
French Somaliland . . . . .	—	—	—	—	—	1,040	677	..	1,320	200
United States of America— Vid Atlantic Coast . . . . .	—	—	—	—	—	1,250	..	860	437	..
„ Pacific „ . . . . .	—	—	—	—	—	..	..	20	..	..
Dutch Guiana . . . . .	—	—	—	—	—	2,440	2,082	3,286	1,084	160
Other Foreign Countries . . . . .	—	—	—	—	—	1,910	380	150	670	320
<b>TOTAL FOREIGN COUNTRIES . . . . .</b>	—	—	—	—	—	<b>78,642</b>	<b>71,561</b>	<b>70,217</b>	<b>60,574</b>	<b>43,735</b>
<b>Share of Bengal . . . . .</b>	—	—	—	—	—	<b>57,133</b>	<b>62,942</b>	<b>30,283</b>	<b>54,735</b>	<b>32,966</b>
„ Bombay . . . . .	—	—	—	—	—	1,14,102	90,304	97,290	88,092	59,694
„ Sind . . . . .	—	—	—	—	—	3,660	541	140	20	497
„ Madras . . . . .	—	—	—	—	—	49,312	50,426	72,371	50,001	50,066
„ Burma . . . . .	—	—	—	—	—	1,321	45	1,361	..	..
<b>TOTAL . . . . .</b>	—	—	—	—	—	<b>2,24,533</b>	<b>2,04,758</b>	<b>2,51,945</b>	<b>2,03,898</b>	<b>1,43,215</b>
<b>plants, living (including Bulbs) (II. 3)—</b>										
United Kingdom . . . . .	—	—	—	—	—	3,965	3,904	10,147	11,247	13,271
Ceylon . . . . .	—	—	—	—	—	2,277	1,339	1,640	2,162	2,539
Straits Settlements (includ- ing Labuan) . . . . .	—	—	—	—	—	1,505	1,203	886	1,799	653
Natal . . . . .	—	—	—	—	—	1,210	..	..	2,450	227
Other British Possessions . . . . .	—	—	—	—	—	525	1,072	1,768	1,810	1,039
<b>TOTAL BRITISH EMPIRE . . . . .</b>	—	—	—	—	—	<b>14,432</b>	<b>7,628</b>	<b>14,441</b>	<b>19,468</b>	<b>17,729</b>
Germany . . . . .	—	—	—	—	—	3,613	4,737	1,310	4,425	..
Netherlands . . . . .	—	—	—	—	—	1,310	661	..	831	..
Belgium . . . . .	—	—	—	—	—	4,564	1,150	1,655	569	..
France . . . . .	—	—	—	—	—	100	630	..	2,435	3,563
Italy . . . . .	—	—	—	—	—	..	5	8,330	615	21
Iraq . . . . .	—	—	—	—	—	..	1,380	14	509	500
Java . . . . .	—	—	—	—	—	910	600	331	1,115	1,028
China (exclusive of Hong- kong and Macao) . . . . .	—	—	—	—	—	45	2,500	..	150	..
Egypt . . . . .	—	—	—	—	—	3,730	1,120	1,910	2,027	..
Portuguese East Africa . . . . .	—	—	—	—	—	..	..	80	80	1,429
United States of America— Vid Atlantic Coast . . . . .	—	—	—	—	—	..	505	575	1,116	116
„ Pacific „ . . . . .	—	—	—	—	—	..	..	135	1,625	2,000
Other Foreign Countries . . . . .	—	—	—	—	—	1,165	1,374	1,576	1,216	1,797
<b>TOTAL FOREIGN COUNTRIES . . . . .</b>	—	—	—	—	—	<b>15,437</b>	<b>15,112</b>	<b>15,916</b>	<b>16,753</b>	<b>10,456</b>

GENERAL EXPORTS

( 762 )

INDIAN MERCHANDISE

No. 14—continued

ARTICLES, AND COUNTRIES OF FINAL DESTINATION; ALSO SHARE OF EACH PROVINCE	QUANTITY					VALUE				
	1927-28	1928-29	1929-30	1930-31	1931-32	1927-28	1928-29	1929-30	1930-31	1931-32
<b>Plants, living (including Pulps) (II. S)—continued</b>						B	B	₹	B	B
Share of Bengal . . . . .	—	—	—	—	—	7,425	6,090	4,515	2,578	4,751
“ Bombay . . . . .	—	—	—	—	—	6,923	4,139	4,453	9,995	2,392
“ Sind . . . . .	—	—	—	—	—	700	140	8,014	2,440	2,300
“ Madras . . . . .	—	—	—	—	—	909	1,267	818	3,506	2,700
“ Burma . . . . .	—	—	—	—	—	13,962	11,109	12,552	17,702	15,042
<b>TOTAL</b> . . . . .	—	—	—	—	—	20,919	22,740	30,357	38,221	28,186
<b>Precious stones and pearls unset (II. B)—</b>										
United Kingdom . . . . .	—	—	—	—	—	..	4,100	1,500	..	..
Straits Settlements (including Labuan) . . . . .	—	—	—	—	—	..	..	..	1,200	..
Hongkong . . . . .	—	—	—	—	—	4,675	850	..	..	..
Other British Possessions . . . . .	—	—	—	—	—	105	..	300	46	225
<b>TOTAL BRITISH EMPIRE</b>	—	—	—	—	—	4,780	4,950	1,800	1,246	225
Germany . . . . .	—	—	—	—	—	3,000	2,220	5,000	6,500	2,900
Netherlands . . . . .	—	—	—	—	—	..	..	2,003	..	..
France . . . . .	—	—	—	—	—	11,381	7,947	44,609	6,702	500
Switzerland . . . . .	—	—	—	—	—	1,312	..	..	..	..
Austria . . . . .	—	—	—	—	—	2,500	..	..	..	..
Native States in Arabia (other than Muscat Terri- tory and Trucial Oman) . . . . .	—	—	—	—	—	1,400	1,500	200	..	..
China (exclusive of Hong- kong and Macao) . . . . .	—	—	—	—	—	..	1,260	4,730	3,900	..
Japan . . . . .	—	—	—	—	—	..	1,500	..	200	..
United States of America— Vid Atlantic Coast . . . . .	—	—	—	—	—	1,000	..	..	..	..
“ Pacific “ . . . . .	—	—	—	—	—	..	..	..	..	..
Other Foreign Countries . . . . .	—	—	—	—	—	725	..	..	..	1,149
<b>TOTAL FOREIGN COUNTRIES</b>	—	—	—	—	—	21,318	14,427	56,799	17,362	5,189
Share of Bengal . . . . .	—	—	—	—	—	1,000	4,100	..	1,246	1,149
“ Bombay . . . . .	—	—	—	—	—	13,765	13,027	47,499	13,050	4,265
“ Madras . . . . .	—	—	—	—	—	6,333	2,250	11,100	4,212	..
<b>TOTAL</b> . . . . .	—	—	—	—	—	28,098	19,377	58,599	18,603	5,414
<b>Printing and Lithographing materials (excluding paper) (III. V)—</b>										
United Kingdom . . . . .	—	—	—	—	—	10,190	3,950	1,707	..	1,000
Ceylon . . . . .	—	—	—	—	—	39,608	17,888	20,833	14,499	11,700
Straits Settlements (includ- ing Labuan) . . . . .	—	—	—	—	—	1,630	1,571	1,945	5,705	7,965
Federated Malay States . . . . .	—	—	—	—	—	650	5,205	700	1,649	1,050
Zanzibar and Pemba . . . . .	—	—	—	—	—	1,400	..	200	95	1,980
Kenya Colony . . . . .	—	—	—	—	—	..	625	4,710	4,590	2,880
Tanganyika Territory . . . . .	—	—	—	—	—	..	..	540	1,700	600
Other British Possessions . . . . .	—	—	—	—	—	1,673	550	207	1,930	940
<b>TOTAL BRITISH EMPIRE</b>	—	—	—	—	—	55,151	29,719	36,842	30,168	28,054
Italy . . . . .	—	—	—	—	—	..	2,000	..	..	..
Other Foreign Countries . . . . .	—	—	—	—	—	360	555	1,659	700	256
<b>TOTAL FOREIGN COUNTRIES</b>	—	—	—	—	—	360	2,555	1,659	709	256
Share of Bengal . . . . .	—	—	—	—	—	20,640	965	1,535	3,599	6,470
“ Bombay . . . . .	—	—	—	—	—	2,238	5,663	6,038	7,840	7,488
“ Madras . . . . .	—	—	—	—	—	42,633	26,724	30,390	19,438	14,354
<b>TOTAL</b> . . . . .	—	—	—	—	—	55,511	32,844	38,501	30,377	28,311

No. 14—continued

ARTICLES, AND COUNTRIES OF FINAL DESTINATION <i>i.e.</i> ALSO SHARE OF EACH PROVINCE	QUANTITY					VALUE				
	1927-28	1928-29	1929-30	1930-31	1931-32	1927-28	1928-29	1929-30	1930-31	1931-32
						₹	₹	₹	₹	₹
<b>Provisions and Oilman's stores—</b>										
<i>Bêche-de-mer (I. E.)—</i>	Lbs.	Lbs.	Lbs.	Lbs.	Lbs.					
United Kingdom . . . . .	..	..	20	..	..	..	..	7	..	..
Straits Settlements (including Labuan) . . . . .	..	32,402	40,191	72,736	73,167	..	9,327	17,855	18,520	27,425
<b>TOTAL BRITISH EMPIRE</b>	..	32,402	40,211	72,736	73,167	..	9,327	17,862	18,520	27,425
<i>Share of Madras . . . . .</i>	..	14,280	19,758	25,043	48,532	..	5,820	13,545	12,630	25,360
<i>    "    Burma . . . . .</i>	..	18,122	20,453	47,688	24,635	..	3,507	4,317	5,890	2,065
<b>TOTAL</b>	..	32,402	40,211	72,736	73,167	..	9,327	17,862	18,520	27,425
<b>Butter (I. E.)—</b>	Cwts.	Cwts.	Cwts.	Cwts.	Cwts.					
United Kingdom . . . . .	25	65	12	9	15	3,566	4,923	1,845	954	1,846
Cyprus . . . . .	12	20	..	..	3	1,348	3,324	..	..	330
Adon and Dependencies . . . . .	180	261	187	143	80	20,925	33,311	25,109	18,881	9,831
Bahrain Islands . . . . .	7	9	9	10	5	736	734	1,110	1,013	412
Ceylon . . . . .	2,183	2,104	2,157	1,986	1,426	2,45,356	2,19,397	2,25,525	1,96,309	1,35,743
Straits Settlements (including Labuan) . . . . .	195	141	170	149	46	24,978	16,740	18,635	15,690	5,455
Hongkong . . . . .	..	9	9	..	..	50	1,000	1,000	..	..
Zanzibar and Pemba . . . . .	220	265	251	107	189	29,278	36,221	32,007	25,353	22,835
Kenya Colony . . . . .	94	132	155	32	32	12,245	16,290	20,537	3,925	3,585
Tanganyika Territory . . . . .	620	1,010	940	1,157	540	85,100	1,35,461	1,30,145	1,54,052	68,825
Anglo-Egyptian Sudan . . . . .	250	234	193	158	108	37,327	26,924	24,948	18,568	12,278
Seychelles . . . . .	42	28	39	29	31	4,595	2,885	4,325	3,180	2,990
Other British Possessions . . . . .	..	22	..	5	2	..	1,975	..	640	250
<b>TOTAL BRITISH EMPIRE</b>	3,808	4,330	4,122	3,375	2,475	4,65,499	4,93,185	4,85,346	4,38,035	2,64,440
<b>Native States in Arabia (other than Maskat Territory and Trucial Oman)</b>	..	1	8	13	6	..	218	678	1,822	760
Iraq . . . . .	192	127	92	75	57	21,837	14,752	11,255	8,086	6,520
Persia . . . . .	474	272	878	205	193	42,259	24,074	74,647	17,488	14,908
China (exclusive of Hongkong and Macão) . . . . .	65	71	181	53	..	8,276	7,820	17,322	5,550	..
Egypt . . . . .	..	11	..	..	..	..	1,200	..	..	..
Portuguese East Africa . . . . .	17	20	44	12	31	2,795	2,165	5,380	1,250	3,670
Italian East Africa (Somaliland and Eritrea) . . . . .	..	18	9	2	2	..	1,967	1,200	250	295
French Somaliland . . . . .	26	57	87	101	114	3,328	6,056	9,700	11,125	12,126
Other Foreign Countries . . . . .	8	15	1	1	1	1,042	1,500	113	114	86
<b>TOTAL FOREIGN COUNTRIES</b>	782	592	1,280	462	404	79,587	59,747	1,20,295	46,295	23,865
<i>Share of Bengal . . . . .</i>	2	3	..	5	3	220	440	60	440	260
<i>    "    Bombay . . . . .</i>	4,569	4,362	5,401	4,331	2,372	5,43,314	5,56,735	6,05,997	4,33,805	3,01,964
<i>    "    Sind . . . . .</i>	..	..	..	..	..	..	..	..	..	56
<i>    "    Madras . . . . .</i>	..	3	..	..	..	2	57	..	..	..
<i>    "    Burma . . . . .</i>	19	4	1	1	4	1,500	500	84	75	625
<b>TOTAL</b>	4,590	4,872	5,402	4,337	2,379	5,45,036	5,57,932	6,06,141	4,84,320	3,02,905
<b>Cheese (I. E.)—</b>	Cwts.	Cwts.	Cwts.	Cwts.	Cwts.					
Straits Settlements (including Labuan) . . . . .	25	43	40	29	45	1,593	4,395	4,010	3,020	3,355
Other British Possessions . . . . .	..	..	1	2	1	25	90	80	125	117
<b>TOTAL BRITISH EMPIRE</b>	25	43	41	31	46	1,618	4,395	4,090	3,145	3,472
Netherlands . . . . .	1	18	..	18	..	40	1,050	..	1,320	..
China (exclusive of Hongkong and Macão) . . . . .	3	9	6	2	4	450	1,075	640	242	355
Other Foreign Countries . . . . .	1	..	5	1	4	170	..	380	155	175
<b>TOTAL FOREIGN COUNTRIES</b>	5	27	11	21	8	660	2,125	1,020	1,637	530
<i>Share of Bengal . . . . .</i>	30	70	48	57	50	3,253	6,520	4,875	4,738	3,517
<i>    "    Bombay . . . . .</i>	..	..	..	..	..	25	..	..	..	..
<i>    "    Burma . . . . .</i>	..	..	4	1	4	..	..	235	100	485
<b>TOTAL</b>	30	70	52	52	54	2,278	6,520	5,110	4,832	4,002

GENERAL EXPORTS

( 764 )

INDIAN MERCHANDISE

No. 14—continued

ARTICLES, AND COUNTRIES OF FINAL DESTINATION; ALSO SHARE OF EACH PROVINCE	QUANTITY					VALUE				
	1927-28	1928-29	1929-30	1930-31	1931-32	1927-28	1928-29	1929-30	1930-31	1931-32
	Cwts.	Cwts.	Cwts.	Cwts.	Cwts.	R	R	R	R	R
<b>Provisions and Oilman's stores—continued</b>										
<b>Confectionery (L. E.)—</b>										
Aden and Dependencies . . .	5	1	30	31	68	495	100	1,600	4,585	1,800
Bahrain Islands . . .	344	330	260	40	44	12,290	10,817	6,800	1,100	1,226
Maldives . . .	1	12	11	..	11	140	1,005	435	..	440
Ceylon . . .	86	70	160	25	21	2,507	7,235	7,657	1,221	1,055
Straits Settlements (including Labuan). . .	106	21	49	51	26	7,208	1,820	2,731	3,087	1,292
Natal . . .	3	1	9	6	2	800	200	1,105	642	250
Kenya Colony . . .	2	47	10	57	44	175	2,275	400	4,065	2,755
Other British Possessions . . .	5	13	22	14	31	535	974	1,809	1,511	1,972
<b>TOTAL BRITISH EMPIRE</b>	<b>552</b>	<b>495</b>	<b>557</b>	<b>274</b>	<b>247</b>	<b>23,705</b>	<b>23,976</b>	<b>22,677</b>	<b>16,211</b>	<b>10,790</b>
Maskat Territory and Trucial Oman . . .	110	200	120	58	37	3,236	4,646	2,912	1,439	778
Other Native States in Arabia . . .	47	261	358	93	37	1,153	7,135	10,003	3,907	1,425
Portugal . . .	31	34	30	2	..	849	1,208	645	60	..
Portuguese East Africa . . .	17	23	41	33	11	700	2,455	3,800	2,535	705
Other Foreign Countries . . .	27	16	7	20	33	658	1,765	510	1,275	1,506
<b>TOTAL FOREIGN COUNTRIES.</b>	<b>232</b>	<b>539</b>	<b>556</b>	<b>206</b>	<b>118</b>	<b>6,686</b>	<b>17,209</b>	<b>17,870</b>	<b>9,266</b>	<b>4,414</b>
<b>Share of Bengal . . .</b>	<b>1</b>	<b>1</b>	<b>..</b>	<b>..</b>	<b>62</b>	<b>360</b>	<b>120</b>	<b>..</b>	<b>..</b>	<b>1,455</b>
" Bombay . . .	69	222	383	295	144	3,375	13,504	21,978	13,308	3,518
" Sind . . .	522	768	658	118	84	16,326	19,906	14,665	2,766	1,359
" Madras . . .	192	43	72	67	75	9,330	2,655	3,895	3,573	3,373
" Burma . . .	..	..	..	..	..	..	..	9	30	..
<b>TOTAL</b>	<b>784</b>	<b>1,034</b>	<b>1,113</b>	<b>480</b>	<b>365</b>	<b>30,391</b>	<b>41,185</b>	<b>40,547</b>	<b>25,477</b>	<b>15,204</b>
<b>China (L. E.)—</b>										
United Kingdom . . .	1,643	1,336	1,556	2,085	1,523	1,66,449	1,48,518	1,63,651	2,24,540	1,56,714
Aden and Dependencies . . .	491	237	254	260	399	51,755	23,337	27,245	21,966	34,603
Bahrain Islands . . .	1	704	14	6	17	160	46,674	1,265	551	1,432
Maldives . . .	40	44	46	47	28	4,620	4,680	3,880	7,218	1,905
Ceylon . . .	✓ 4,343	3,736	2,973	2,465	2,017	3,23,990	3,22,757	2,36,618	1,83,017	1,46,296
Straits Settlements (including Labuan) . . .	18,962	19,654	19,635	16,663	13,009	18,93,505	19,57,876	20,05,129	15,31,649	10,17,780
Federated Malay States . . .	1,473	1,559	2,087	2,133	2,116	1,42,112	1,53,196	2,07,321	1,93,117	1,72,298
Hongkong . . .	1,460	1,327	1,226	999	970	1,47,932	1,31,832	1,20,636	96,045	82,221
Capo of Good Hope . . .	33	141	79	26	147	4,063	15,576	3,304	2,479	12,997
Natal . . .	1,666	1,693	1,584	1,124	835	1,75,723	1,77,074	1,53,785	93,397	67,090
Zanzibar and Pemba . . .	163	165	117	103	126	20,033	13,923	11,639	11,072	12,153
Kenya Colony . . .	89	92	114	93	63	12,645	11,475	11,403	3,939	5,856
Tanganyika Territory . . .	60	1	14	57	33	7,310	150	1,300	5,888	6,370
Anglo-Egyptian Sudan . . .	23	20	25	33	26	2,770	2,400	2,335	3,340	2,320
Mauritius and Dependencies . . .	2,227	2,133	1,780	1,364	1,946	2,43,514	2,23,943	1,78,726	1,33,437	1,63,399
Seychelles . . .	29	24	22	26	27	2,740	2,320	2,477	2,600	2,465
British West India Islands . . .	543	1,052	399	409	754	55,682	1,07,795	35,625	34,595	57,304
British Guiana . . .	364	431	325	256	231	29,535	42,576	22,110	19,225	23,102
South Australia (including Northern Territory) . . .	..	20	..	..	..	..	2,336	..	..	..
New South Wales . . .	..	11	10	..	..	..	1,143	1,002	..	..
Queensland . . .	..	6	..	..	..	..	1,000	..	..	..
Victoria . . .	..	1	..	..	..	..	100	..	..	..
Australian Commonwealth (Total) . . .	..	38	10	..	..	..	4,536	1,092	..	..
Fiji Islands . . .	12	20	105	10	5	1,350	1,154	9,625	920	479
Other British Possessions . . .	..	4	6	..	..	..	300	650	..	..
<b>TOTAL BRITISH EMPIRE</b>	<b>33,637</b>	<b>34,506</b>	<b>32,372</b>	<b>23,150</b>	<b>24,322</b>	<b>32,91,393</b>	<b>34,07,237</b>	<b>32,05,919</b>	<b>25,80,145</b>	<b>19,69,853</b>
France . . .	13	11	6	5	9	1,303	1,130	536	480	770
Maskat Territory and Trucial Oman . . .	182	539	43	10	2	14,610	37,152	2,530	300	110
Sumatra . . .	..	1	2	4	96	..	140	140	312	7,730
Iraq . . .	1	167	..	..	..	75	12,060	..	..	..
Persia . . .	1	159	5	1	..	145	12,214	430	135	25
Java . . .	437	702	633	790	740	52,219	74,073	61,433	73,515	62,116
Slam . . .	634	925	649	699	1,072	75,073	99,962	63,202	33,119	39,333
Indo-China (including Cochin-China, Cambodia, Annam, Tonkin and French leased territories in China) . . .	791	603	907	637	453	63,445	54,145	75,070	43,460	35,535

No. 14—continued

ARTICLES, AND COUNTRIES OF FINAL DESTINATION; ALSO SHARE OF EACH PROVINCE	QUANTITY					VALUE				
	1927-28	1928-29	1929-30	1930-31	1931-32	1927-28	1928-29	1929-30	1930-31	1931-32
						₹	₹	₹	₹	₹
<b>Provisions and Oilman's stores—continued</b>										
<i>GW (I. E.)—continued</i>										
China (exclusive of Hongkong and Macao)	Cwts. 585	Cwts. 623	Cwts. 580	Cwts. 195	Cwts. 185	62,469	64,669	61,620	19,656	14,051
Japan	118	71	75	64	62	10,724	6,838	7,194	5,770	5,046
Egypt	70	21	36	140	50	7,020	2,480	2,940	11,495	7,430
Portuguese East Africa	388	158	253	107	234	37,607	17,232	31,430	20,004	27,906
Madagascar	58	..	..	20	16	6,169	..	..	2,610	2,000
Réunion	39	24	3	14	17	4,487	2,845	350	1,464	1,250
Italian East Africa (Somal- land and Eritrea)	7	15	0	5	3	579	1,645	490	330	215
Other Foreign Countries	21	15	9	13	22	2,130	2,135	952	1,399	1,789
<b>TOTAL FOREIGN COUNTRIES</b>	<b>3,435</b>	<b>4,099</b>	<b>3,207</b>	<b>2,964</b>	<b>2,972</b>	<b>3,38,055</b>	<b>3,88,065</b>	<b>3,08,526</b>	<b>2,74,845</b>	<b>2,53,861</b>
<i>Share of Bengal</i>	<i>21,867</i>	<i>21,767</i>	<i>20,732</i>	<i>18,662</i>	<i>17,483</i>	<i>22,47,392</i>	<i>22,28,614</i>	<i>21,22,146</i>	<i>17,71,330</i>	<i>14,45,581</i>
" Bombay	3,316	4,168	3,761	3,262	2,739	3,31,063	4,74,046	4,04,269	3,44,401	2,30,425
" Sind	13	1,501	130	33	103	19,354	1,06,954	9,399	2,543	6,735
" Madras	11,639	11,159	10,934	9,168	6,913	9,80,302	9,84,011	9,75,806	7,36,239	4,93,308
" Burma	11	10	22	4	6	1,342	1,732	2,882	477	665
<b>TOTAL</b>	<b>37,072</b>	<b>38,605</b>	<b>36,579</b>	<b>31,123</b>	<b>27,204</b>	<b>36,29,458</b>	<b>37,95,352</b>	<b>35,14,442</b>	<b>28,54,990</b>	<b>22,26,714</b>
<i>Lord (I. E.)—</i>	<i>Cwts.</i>	<i>Cwts.</i>	<i>Cwts.</i>	<i>Cwts.</i>	<i>Cwts.</i>					
<b>TOTAL FOREIGN COUNTRIES</b>	..	2	..	..	..	..	60	..	..	..
<i>Share of Bombay</i>	..	2	..	..	..	..	60	..	..	..
<b>Pickles, Chutnies and Condiments (I. E.)—</b>	<b>Cwts.</b>	<b>Cwts.</b>	<b>Cwts.</b>	<b>Cwts.</b>	<b>Cwts.</b>					
United Kingdom	17,622	16,750	16,043	15,147	16,843	5,49,571	5,21,418	5,42,760	4,60,229	4,98,390
Gibraltar	..	5	8	227	4	..	1 9 0	75	11,802	210
Aden and Dependencies	70	74	40	37	57	3,093	2,983	1,913	1,334	2,477
Bahrain Islands	13	21	48	20	6	655	937	3,630	1,000	145
Ceylon	601	925	596	413	379	26,620	26,861	21,570	13,528	12,352
Straits Settlements (including Labuan)	1,324	1,489	738	959	694	45,110	55,292	31,966	36,264	25,293
Federated Malay States	161	154	142	154	120	5,412	5,567	6,167	8,000	4,102
Hongkong	532	476	462	349	423	25,834	21,756	23,455	16,863	20,418
Cape of Good Hope	7	81	59	51	15	320	1,978	2,075	1,910	820
Natal	88	108	75	63	77	8,400	9,340	7,940	6,370	6,445
Zanzibar and Pemba	41	61	101	47	31	1,904	2,547	3,562	1,990	1,765
Kenya Colony	446	391	361	346	196	20,050	17,823	16,440	15,929	9,916
Tanganyika Territory	96	110	145	89	65	5,558	5,845	6,127	3,650	2,620
Anglo-Egyptian Sudan	32	21	5	6	19	1,370	760	225	285	592
Canada—										
<i>Via Atlantic Coast</i>	31	141	46	46	82	1,325	6,000	1,990	2,250	3,132
<i>    " Pacific "</i>	192	275	159	251	209	9,204	12,420	6,600	10,653	9,410
British West India Islands	35	1	4	..	..	1,170	80	200	..	..
Western Australia	156	412	189	231	150	10,321	25,708	12,888	17,196	10,539
South Australia (including Northern Territory)	103	225	211	155	179	4,853	12,011	10,556	9,357	9,182
Victoria	540	1,036	662	784	361	29,446	59,782	38,604	45,153	19,134
New South Wales	462	580	722	376	327	23,487	34,535	41,439	25,049	17,653
Queensland	392	632	422	533	225	22,022	37,733	23,697	31,047	13,007
<i>Australian Commonwealth (Total)</i>	<i>1,653</i>	<i>2,885</i>	<i>2,208</i>	<i>2,139</i>	<i>1,242</i>	<i>30,729</i>	<i>1,69,319</i>	<i>1,27,034</i>	<i>1,27,802</i>	<i>69,705</i>
New Zealand (including Auckland Br. Samoa)	227	325	370	201	230	8,770	15,334	17,994	11,880	13,253
Other British Possessions	32	19	21	15	28	724	965	1,104	526	372
<b>TOTAL BRITISH EMPIRE</b>	<b>23,563</b>	<b>24,312</b>	<b>21,624</b>	<b>20,550</b>	<b>20,726</b>	<b>8,05,819</b>	<b>8,77,916</b>	<b>8,22,917</b>	<b>7,33,255</b>	<b>6,31,410</b>

GENERAL EXPORTS

( 766 )

INDIAN MERCHANDISE

No. 14—continued

ARTICLES, AND COUNTRIES OF FINAL DESTINATION; ALSO SHARE OF EACH PROVINCE	QUANTITY					VALUE				
	1927-28	1928-29	1929-30	1930-31	1931-32	1927-28	1928-29	1929-30	1930-31	1931-32
<b>Provisions and Oilman's stores—continued</b>						R	R	R	R	R
<i>Pickles, chutnies, and condiments (I. E.)— continued</i>	Cwts.	Cwts.	Cwts.	Cwts.	Cwts.					
Denmark . . . . .	..	..	6	..	26	..	..	200	..	1,470
Germany . . . . .	30	26	42	36	25	1,393	1,450	1,785	1,307	905
Netherlands . . . . .	61	35	42	35	22	1,000	1,300	1,761	1,510	1,000
France . . . . .	176	805	37	50	30	5,009	18,476	1,805	2,095	1,140
Maskat Territory and Trucial Oman . . . . .	25	4	48	9	31	1,030	90	2,840	360	780
Other Native States in Arabia	155	124	87	130	8	6,128	5,479	2,975	3,749	375
Iraq . . . . .	995	966	989	892	1,071	25,806	28,322	23,406	21,492	21,778
Perak . . . . .	186	174	363	323	33	6,642	6,051	11,006	9,086	927
Sumatra . . . . .	38	111	53	72	43	1,520	4,662	2,920	3,180	2,280
Java . . . . .	456	621	543	309	101	17,195	21,357	16,238	12,580	7,866
Celebes and other Islands .	15	35	21	22	..	530	1,925	915	910	..
Stam . . . . .	31	134	36	97	33	1,300	7,400	1,600	4,522	1,175
Philippine Islands and Guam China (exclusive of Hong- kong and Macao) . . . . .	65 544	156 735	116 458	78 439	171 246	2,380 34,006	5,515 48,409	4,920 28,096	3,225 23,441	10,205 13,358
Japan . . . . .	165	203	115	233	263	8,287	10,957	4,262	8,978	11,717
Egypt . . . . .	57	31	50	70	54	2,149	1,221	1,258	2,140	2,298
United States of America— Via Atlantic Coast . . . . .	1,612	2,119	1,716	881	341	71,268	92,600	70,672	35,036	9,251
" Pacific " . . . . .	403	280	243	304	221	13,075	7,137	10,431	12,620	9,284
Other Foreign Countries . .	62	54	63	47	41	2,620	2,074	2,268	2,446	1,810
<b>TOTAL FOREIGN COUNTRIES</b>	<b>5,076</b>	<b>6,563</b>	<b>5,028</b>	<b>4,027</b>	<b>2,850</b>	<b>2,03,498</b>	<b>2,59,431</b>	<b>1,89,558</b>	<b>1,48,737</b>	<b>97,679</b>
<i>Share of Bengal . . . . .</i>	<i>9,657</i>	<i>10,003</i>	<i>7,795</i>	<i>7,321</i>	<i>6,765</i>	<i>3,75,244</i>	<i>4,01,444</i>	<i>3,45,925</i>	<i>3,11,751</i>	<i>2,88,107</i>
" Bombay . . . . .	14,821	13,543	14,031	12,315	12,136	4,08,242	3,91,354	4,12,216	3,03,051	2,57,568
" Sind . . . . .	39	22	12	41	30	644	550	275	702	357
" Madras . . . . .	4,656	1,283	4,660	4,485	4,533	2,24,451	3,42,392	2,42,780	2,65,377	2,32,279
" Burma . . . . .	6	14	104	18	12	736	606	11,279	1,111	734
<b>TOTAL</b>	<b>28,579</b>	<b>30,875</b>	<b>26,652</b>	<b>24,577</b>	<b>23,576</b>	<b>10,09,317</b>	<b>11,37,346</b>	<b>10,12,475</b>	<b>8,81,992</b>	<b>7,70,095</b>
<b>Other sorts of Provisions (I. E.)—</b>	<b>Cwts.</b>	<b>Cwts.</b>	<b>Cwts.</b>	<b>Cwts.</b>	<b>Cwts.</b>					
United Kingdom . . . . .	1,558	1,970	788	1,335	1,273	1,15,768	78,005	62,306	40,270	83,286
Palestine . . . . .	..	52	58	15	..	..	2,100	940	250	..
Aden and Dependencies . .	353	295	215	150	109	12,495	8,366	10,175	6,593	4,316
Bahrain Islands . . . . .	180	257	268	210	111	6,657	8,373	8,123	6,344	3,293
Maldives . . . . .	46	33	50	115	20	1,778	780	897	530	514
Ceylon Straits Settlements (includ- ing Labuan) . . . . .	15,250 2,239	13,074 2,414	17,652 3,133	17,560 1,574	11,350 1,596	3,29,297 83,119	3,25,526 87,616	4,08,792 1,01,310	3,80,322 58,457	2,68,693 54,554
Federated Malay States . .	257	243	296	206	310	10,733	9,130	10,891	7,493	10,254
Hongkong . . . . .	1,020	652	163	74	237	31,792	15,938	31,107	2,762	10,591
Cape of Good Hope . . . .	8	7	25	31	14	460	435	1,055	1,205	560
Natal . . . . .	199	104	78	104	68	8,935	4,805	3,239	3,065	1,623
Zanzibar and Pemba . . . .	191	263	237	323	329	7,269	7,048	9,258	10,167	9,542
Kenya Colony . . . . .	570	654	431	401	503	24,586	31,819	22,435	13,399	17,743
Tanganyika Territory . . . .	348	357	210	230	327	11,135	11,667	5,691	7,723	9,092
Anglo-Egyptian Sudan . . . .	36	59	58	48	42	650	1,290	1,735	1,130	970
Mauritius and Dependencies	9	51	70	71	42	838	3,920	5,133	5,298	2,677
Seychelles . . . . .	29	43	56	56	48	940	1,590	1,640	1,860	1,395
British Guiana . . . . .	418	342	225	327	418	23,514	18,722	12,560	17,655	22,025
Western Australia . . . . .	14	..	..	..	..	1,144	..	..	..	..
South Australia (including Northern Territory) . . . . .	72	4	3	1	..	3,973	200	370	35	..
Victoria . . . . .	137	4	..	..	..	11,508	82	25	25	..
Tasmania . . . . .	..	..	..	..	..	..	..	12	..	..
New South Wales . . . . .	138	9	25	33	161	11,174	890	1,297	3,059	5,423
Queensland . . . . .	30	..	..	..	..	2,037	..	..	..	..
Australian Commonwealth (I. E.) . . . . .	441	17	23	34	131	29,330	1,172	1,704	3,119	5,423
New Zealand (including Nauru and Br. Samoa) . . . .	35	30	25	36	46	3,123	3,045	2,605	2,150	3,371



No. 14—continued

ARTICLES, AND COUNTRIES OF FINAL DESTINATION ; ALSO SHARE OF EACH PROVINCE	QUANTITY					VALUE				
	1927-28	1928-29	1929-30	1930-31	1931-32	1927-28	1928-29	1929-30	1930-31	1931-32
						R	R	R	R	R
<b>Provisions and Oilman's stores—continued</b>										
<i>Other sorts of Provisions—(I. E.)—continued</i>	Cwts.	Cwts.	Cwts.	Cwts.	Cwts.					
Fiji Islands . . . . .	711	1,895	348	423	569	27,601	53,373	13,625	14,579	14,451
Other British Possessions . . . . .	71	9	37	11	18	1,061	41	940	855	820
<b>TOTAL BRITISH EMPIRE</b>	<b>23,909</b>	<b>23,191</b>	<b>24,596</b>	<b>23,439</b>	<b>17,615</b>	<b>7,31,538</b>	<b>6,76,051</b>	<b>7,16,366</b>	<b>5,90,256</b>	<b>5,21,403</b>
Germany . . . . .	48	1,911	518	20	1	7,163	60,364	4,245	405	204
Netherlands . . . . .	2	13	2	—	—	50	1,181	60	15	14
Belgium . . . . .	27	6	10	—	11	1,065	234	348	52	366
France . . . . .	39	53	29	15	24	2,633	1,948	5,931	576	1,130
Turkey, European . . . . .	—	—	—	—	60	—	—	—	—	1,012
Syria . . . . .	45	40	61	—	1	1,142	1,030	1,240	—	110
Mascat Territory and Trucial Oman . . . . .	622	824	491	381	263	11,192	16,290	10,268	8,007	5,400
Other Native States in Arabia . . . . .	404	540	460	432	185	14,340	14,949	13,311	12,193	5,424
Iraq . . . . .	903	1,978	815	1,920	557	27,463	56,232	24,104	61,524	20,025
Persia . . . . .	340	353	530	771	423	12,441	14,437	20,012	24,741	10,534
Java . . . . .	74	61	52	93	57	2,179	3,067	1,595	4,482	1,740
Siam . . . . .	226	99	86	59	52	9,614	4,666	4,332	2,172	1,938
China (exclusive of Hongkong and Macao) . . . . .	1,748	324	33	47	152	41,429	9,702	1,723	1,617	6,005
Japan . . . . .	72	110	52	36	77	3,309	5,000	2,618	1,940	2,019
Egypt . . . . .	219	873	573	170	207	9,394	22,106	25,715	4,807	7,690
Portuguese East Africa . . . . .	164	111	170	134	120	6,417	4,874	6,065	6,563	5,182
Madagascar . . . . .	20	37	—	10	—	385	1,410	—	695	—
Italian East Africa (Somaland and Eritrea) . . . . .	14	60	35	94	261	425	2,330	768	3,195	3,853
United States of America— Vid Atlantic Coast . . . . .	424	48	14	1	23	20,835	1,612	949	114	1,793
“ Pacific “ . . . . .	3	3	26	15	15	96	207	1,052	515	415
Other Foreign Countries . . . . .	37	44	24	17	67	1,357	1,935	1,599	707	2,295
<b>TOTAL FOREIGN COUNTRIES</b>	<b>5,482</b>	<b>7,543</b>	<b>3,931</b>	<b>4,220</b>	<b>2,566</b>	<b>1,72,929</b>	<b>2,23,764</b>	<b>1,27,435</b>	<b>1,34,410</b>	<b>78,079</b>
Share of Bengal . . . . .	2,470	3,954	1,961	1,617	2,409	94,335	1,09,549	94,069	61,277	1,06,303
“ Bombay . . . . .	5,681	3,537	5,241	5,332	4,580	2,75,537	3,44,372	2,31,676	2,10,397	1,82,033
“ Sind . . . . .	942	1,233	705	461	332	17,322	24,021	12,693	3,953	5,203
“ Madras . . . . .	16,376	15,931	20,193	19,669	12,549	4,36,371	3,99,458	4,92,824	4,39,913	2,96,433
“ Burma . . . . .	3,432	1,024	477	30	311	30,397	23,016	12,539	4,121	3,956
<b>TOTAL</b>	<b>29,451</b>	<b>30,734</b>	<b>28,577</b>	<b>27,659</b>	<b>20,181</b>	<b>9,04,512</b>	<b>9,00,415</b>	<b>3,43,801</b>	<b>7,24,666</b>	<b>5,99,482</b>
<i>Total value of Provisions and Oilman's stores—</i>										
United Kingdom . . . . .	—	—	—	—	—	3,35,730	7,53,406	7,70,705	7,26,433	7,42,445
Gibraltar . . . . .	—	—	—	—	—	—	530	325	11,807	405
Cyprus . . . . .	—	—	—	—	—	1,348	2,324	—	—	330
Palestine . . . . .	—	—	—	—	—	475	2,415	930	250	—
Aden and Dependencies . . . . .	—	—	—	—	—	83,763	73,147	66,042	52,859	33,037
Bahrain Islands . . . . .	—	—	—	—	—	20,498	63,135	21,013	10,008	6,503
Maldives . . . . .	—	—	—	—	—	6,547	6,460	5,302	7,305	3,051
Ceylon . . . . .	—	—	—	—	—	9,27,330	9,01,326	9,00,162	7,79,397	5,54,144
Straits Settlements (including Labuan) . . . . .	—	—	—	—	—	20,60,503	21,32,476	21,31,636	16,66,717	11,35,163
Federated Malay States . . . . .	—	—	—	—	—	1,58,257	1,67,393	2,24,547	2,09,630	1,86,354
Hongkong . . . . .	—	—	—	—	—	2,05,608	1,70,618	1,76,448	1,16,591	1,19,250
Cape of Good Hope . . . . .	—	—	—	—	—	4,848	18,114	12,474	6,064	14,517
Natal . . . . .	—	—	—	—	—	1,93,303	1,92,069	1,66,119	1,03,974	75,653
Zanzibar and Pemba . . . . .	—	—	—	—	—	58,475	65,924	57,676	48,682	47,155
Kenya Colony . . . . .	—	—	—	—	—	69,701	79,682	71,205	51,307	40,055
Tanqanyika Territory . . . . .	—	—	—	—	—	1,09,678	1,53,123	1,43,363	1,71,343	88,167
Anglo-Egyptian Sudan . . . . .	—	—	—	—	—	42,117	31,374	29,793	23,293	16,160
Mauritius and Dependencies . . . . .	—	—	—	—	—	2,44,452	2,33,483	1,84,204	1,39,625	1,66,330
Seychelles . . . . .	—	—	—	—	—	3,340	7,230	3,537	7,907	6,830

GENERAL EXPORTS

( 768 )

INDIAN MERCHANDISE

No. 14—continued

ARTICLES, AND COUNTRIES OF FINAL DESTINATION; ALSO SHARE OF EACH PROVINCE	QUANTITY					VALUE				
	1927-28	1928-29	1929-30	1930-31	1931-32	1927-28	1928-29	1929-30	1930-31	1931-32
Provisions and Oilman's stores—concluded						R	R	R	R	R
Total value of Provisions and Oilman's Stores—continue of Canada—										
Via Atlantic Coast . . . . .	—	—	—	—	—	1,325	6,000	1,090	2,250	3,132
" Pacific " . . . . .	—	—	—	—	—	9,204	12,655	7,550	10,953	9,410
British West India Islands . . . . .	—	—	—	—	—	57,822	1,07,831	35,845	34,595	57,804
British Guiana . . . . .	—	—	—	—	—	53,049	61,298	34,670	36,880	45,127
Western Australia . . . . .	—	—	—	—	—	11,465	25,708	12,688	17,196	10,589
South Australia (including Northern Territory) . . . . .	—	—	—	—	—	8,826	14,549	10,926	9,392	9,182
Victoria . . . . .	—	—	—	—	—	40,954	59,914	39,629	45,178	19,184
Tasmania . . . . .	—	—	—	—	—	—	—	12	—	—
New South Wales . . . . .	—	—	—	—	—	34,661	37,153	43,878	28,108	23,111
Queensland . . . . .	—	—	—	—	—	24,659	33,783	23,697	31,047	13,067
Australian Commonwealth (Total) . . . . .	—	—	—	—	—	1,29,566	1,76,107	1,29,330	1,30,921	76,133
New Zealand (including Nauru and Br. Samoa) . . . . .	—	—	—	—	—	11,898	13,429	20,599	14,030	16,623
Fiji Islands . . . . .	—	—	—	—	—	28,951	54,527	23,864	15,499	14,930
Other British Possessions . . . . .	—	—	—	—	—	266	660	680	717	626
<b>TOTAL BRITISH EMPIRE</b>	—	—	—	—	—	<b>53,19,622</b>	<b>54,97,736</b>	<b>52,75,674</b>	<b>43,79,567</b>	<b>34,78,799</b>
Denmark . . . . .	—	—	—	—	—	..	32	200	..	1,970
Germany . . . . .	—	—	—	—	—	8,556	61,394	6,230	2,077	1,109
Netherlands . . . . .	—	—	—	—	—	2,130	3,587	1,841	2,845	1,104
Belgium . . . . .	—	—	—	—	—	1,755	718	907	393	1,120
France . . . . .	—	—	—	—	—	9,865	21,064	8,322	3,171	3,040
Turkey, European . . . . .	—	—	—	—	—	20	..	..	..	1,012
Syria . . . . .	—	—	—	—	—	1,142	1,430	1,240	..	110
Mascat Territory and Trucial Oman . . . . .	—	—	—	—	—	30,068	58,173	18,600	10,656	7,124
Other Native States in Arabia . . . . .	—	—	—	—	—	22,619	27,326	26,967	21,871	7,984
Iraq . . . . .	—	—	—	—	—	75,651	1,11,366	58,965	91,702	48,323
Persia . . . . .	—	—	—	—	—	62,336	57,984	1,07,750	51,510	26,394
Sumatra . . . . .	—	—	—	—	—	1,520	4,802	3,060	3,492	10,031
Java . . . . .	—	—	—	—	—	71,763	99,147	79,570	91,030	71,897
Celebes and other Islands . . . . .	—	—	—	—	—	930	1,925	915	910	..
Siam . . . . .	—	—	—	—	—	66,077	1,12,753	69,294	94,813	92,501
Indo-China (including Cochin-China, Cambodia, Annam, Tonkin and French leased Territories in China) . . . . .	—	—	—	—	—	63,940	54,355	75,390	49,234	36,520
Philippine Islands and Guam . . . . .	—	—	—	—	—	3,620	5,847	4,920	3,530	11,175
China (exclusive of Hongkong and Macao) . . . . .	—	—	—	—	—	1,46,730	1,23,725	1,09,410	50,538	35,110
Japan . . . . .	—	—	—	—	—	22,320	23,405	14,158	16,697	20,312
Egypt . . . . .	—	—	—	—	—	13,763	27,097	29,918	18,517	17,418
Portuguese East Africa . . . . .	—	—	—	—	—	48,534	27,421	47,925	31,019	38,299
Madagascar . . . . .	—	—	—	—	—	6,554	1,470	..	3,305	2,000
Réunion . . . . .	—	—	—	—	—	4,437	3,295	425	1,939	1,250
Italian East Africa (Somaliland and Eritrea) . . . . .	—	—	—	—	—	1,322	6,367	2,737	4,100	4,538
French Somaliland . . . . .	—	—	—	—	—	3,323	6,326	10,730	11,365	12,825
United States of America—										
Via Atlantic Coast . . . . .	—	—	—	—	—	92,108	94,212	71,621	35,516	11,156
" Pacific " . . . . .	—	—	—	—	—	13,171	7,344	11,433	13,135	9,899
Other Foreign Countries . . . . .	—	—	—	—	—	2,111	2,731	2,031	1,967	1,394
<b>TOTAL FOREIGN COUNTRIES</b>	—	—	—	—	—	<b>3,01,365</b>	<b>9,50,401</b>	<b>7,64,704</b>	<b>6,15,230</b>	<b>4,76,923</b>
Share of Bengal . . . . .	—	—	—	—	—	27,19,304	27,46,687	25,67,095	21,49,530	18,45,722
" Bombay . . . . .	—	—	—	—	—	16,11,606	17,35,510	16,76,076	13,50,492	10,30,503
" Sind . . . . .	—	—	—	—	—	54,543	1,51,427	37,032	14,969	14,215
" Madras . . . . .	—	—	—	—	—	16,50,956	17,35,093	17,23,830	14,53,032	10,50,802
" Burma . . . . .	—	—	—	—	—	33,976	29,420	1,345	11,304	13,430
<b>TOTAL</b>	—	—	—	—	—	<b>61,20,987</b>	<b>64,48,137</b>	<b>60,40,378</b>	<b>49,04,797</b>	<b>39,54,727</b>

No. 14—continued

ARTICLES, AND COUNTRIES OF FINAL DESTINATION; ALSO SHARE OF EACH PROVINCE	QUANTITY					VALUE				
	1927-28	1928-29	1929-30	1930-31	1931-32	1927-28	1928-29	1929-30	1930-31	1931-32
<b>Railway plant and Rolling-stock—</b>										
Teak Keys (III. N)—(a)						B				
United Kingdom	2,740	—	—	—	—	4,74,562	—	—	—	—
Share of Burma	2,740	—	—	—	—	4,74,562	—	—	—	—
							7			
<b>Materials for construction (including sleepers of wood) (III. N)—</b>										
Straits Settlements (including Labuan)	5	—	—	—	—	5,675	—	—	—	—
Share of Burma	5	—	—	—	—	5,675	—	—	—	—
Egypt	—	—	—	—	—	954	—	—	—	—
Share of Bengal	—	—	—	—	—	954	—	—	—	—
<b>Total value of Railway plant and Rolling-stock</b>	—	—	—	—	—	4,81,101	—	—	—	—

\* Discontinued from 1928-29.  
(a) Shown under "Wood and Timber" from 1928-29;

GENERAL EXPORTS

INDIAN MERCHANDISE

( 770 )

No. 14—continued

ARTICLES, AND COUNTRIES OF FINAL DESTINATION; ALSO SHARE OF EACH PROVINCE	QUANTITY					VALUE				
	1927-28	1928-29	1929-30	1930-31	1931-32	1927-28	1928-29	1929-30	1930-31	1931-
	Lbs.	Lbs.	Lbs.	Lbs.	Lbs.	R	R	R	R	R
<b>Rubber—</b>										
Raw (II. J)—										
United Kingdom . . . . .	12,414,502	9,663,163	11,841,728	11,614,380	7,315,201	1,25,24,450	74,62,523	87,29,018	99,31,304	26,85,
Ceylon . . . . .	5,483,070	6,813,931	5,806,867	5,324,637	1,827,783	61,41,470	61,73,433	61,02,148	42,20,688	7,30,
Straits Settlements (including Labuan) . . . . .	5,242,142	5,306,212	5,524,192	4,893,598	5,030,587	47,46,325	27,30,888	22,81,822	11,87,362	8,11,
Victoria . . . . .	4,480	..	..	..	..	4,480	..	..	..	..
Australian Commonwealth (Total) . . . . .	4,480	..	..	..	..	4,480	..	..	..	..
<b>TOTAL BRITISH EMPIRE</b>	<b>23,144,194</b>	<b>21,873,306</b>	<b>23,172,787</b>	<b>21,832,621</b>	<b>14,173,571</b>	<b>2,34,16,725</b>	<b>1,63,66,844</b>	<b>1,61,12,088</b>	<b>1,23,39,524</b>	<b>42,35,0</b>
Germany . . . . .	14,360	111,950	117,562	112,448	324,800	17,500	89,550	1,06,362	38,864	71,7
Netherlands . . . . .	..	..	..	..	8,960	..	..	..	..	2,2
Belgium . . . . .	..	..	5,000	..	..	..	..	5,600	..	..
France . . . . .	288,602	438,690	621,343	264,320	..	2,33,023	2,87,481	3,45,669	93,520	..
Italy . . . . .	18	112,000	11,200	..	..	18	99,400	11,200	..	..
Korea . . . . .	..	..	58,160	100,814	..	..	..	19,569	39,267	..
China (exclusive of Hong-kong and Macão) . . . . .	..	..	..	..	244,740	..	..	..	..	30,51
Japan . . . . .	..	200,008	188,850	551,094	122,200	..	93,814	79,129	1,09,761	14,91
United States of America— Via Atlantic Coast . . . . .	1,956,102	3,583,494	1,497,765	466,004	230,720	19,91,211	30,48,346	12,07,375	3,54,522	1,02,45
<b>TOTAL FOREIGN COUNTRIES</b>	<b>2,259,072</b>	<b>4,451,142</b>	<b>2,500,480</b>	<b>1,494,680</b>	<b>931,420</b>	<b>22,92,352</b>	<b>36,18,591</b>	<b>17,74,904</b>	<b>6,35,874</b>	<b>2,22,074</b>
Share of Madras . . . . .	13,103,286	14,137,199	13,328,798	12,620,171	6,252,104	1,41,76,338	1,38,33,871	1,24,38,036	99,43,221	29,87,05
" Burma . . . . .	12,299,981	11,687,249	12,344,469	10,607,130	3,852,837	1,15,32,639	61,01,664	54,49,356	30,26,977	14,70,66
<b>TOTAL</b>	<b>25,403,266</b>	<b>25,824,448</b>	<b>25,673,267</b>	<b>23,327,301</b>	<b>15,104,991</b>	<b>2,57,09,077</b>	<b>1,99,85,435</b>	<b>1,78,87,892</b>	<b>1,29,75,198</b>	<b>44,57,711</b>
<b>Manufactures (III. N)—</b>										
United Kingdom . . . . .	..	..	..	..	..	7,550	2,244	56	14,617	..
Ceylon . . . . .	..	..	..	..	..	45,526	6,265	28,600	8,708	14,04
Straits Settlements (including Labuan) . . . . .	..	..	..	..	..	1,750	..	613	630	2,106
Cape of Good Hope . . . . .	..	..	..	..	..	..	..	..	8,824	..
Other British Possessions . . . . .	..	..	..	..	..	..	26	293	..	110
<b>TOTAL BRITISH EMPIRE</b>	<b>..</b>	<b>..</b>	<b>..</b>	<b>..</b>	<b>..</b>	<b>54,826</b>	<b>8,535</b>	<b>29,576</b>	<b>32,749</b>	<b>6,203</b>
Germany . . . . .	..	..	..	..	..	..	1,124	300	..	..
Netherlands . . . . .	..	..	..	..	..	..	3,680	..	..	..
Philippine Islands and Guam . . . . .	..	..	..	..	..	..	..	..	20	..
<b>TOTAL FOREIGN COUNTRIES</b>	<b>..</b>	<b>..</b>	<b>..</b>	<b>..</b>	<b>..</b>	<b>..</b>	<b>4,804</b>	<b>300</b>	<b>20</b>	<b>..</b>
Share of Bengal . . . . .	..	..	..	..	..	7,715	2,292	1,061	9,444	2,136
Madras . . . . .	..	..	..	..	..	46,361	11,047	28,609	23,325	4,060
Burma . . . . .	..	..	..	..	..	260	..	206	..	67
<b>TOTAL</b>	<b>..</b>	<b>..</b>	<b>..</b>	<b>..</b>	<b>..</b>	<b>54,826</b>	<b>13,339</b>	<b>29,876</b>	<b>32,769</b>	<b>6,263</b>
<b>Salt (I. I)</b>										
United Kingdom . . . . .	14,604	10,150	1	3	1	2,79,139	1,89,114	240	429	301
Hongkong . . . . .	12	6	6	6	3	1,545	780	500	1,090	350
Other British Possessions . . . . .	5	3	5	5	3	734	925	1,740	1,609	1,873
<b>TOTAL BRITISH EMPIRE</b>	<b>14,711</b>	<b>10,159</b>	<b>12</b>	<b>14</b>	<b>7</b>	<b>2,81,468</b>	<b>1,90,819</b>	<b>2,480</b>	<b>3,128</b>	<b>2,029</b>
<b>TOTAL FOREIGN COUNTRIES</b>	<b>..</b>	<b>2</b>	<b>1</b>	<b>..</b>	<b>1</b>	<b>..</b>	<b>212</b>	<b>188</b>	<b>87</b>	<b>94</b>
Share of Bengal . . . . .	19	9	12	12	7	2,001	1,717	2,560	2,945	1,975
Bombay . . . . .	..	1	..	2	1	60	140	8	270	124
Sind . . . . .	..	..	..	..	..	..	..	..	..	18
Madras . . . . .	14,692	16,160	..	..	..	2,76,806	1,89,114	..	..	..
Burma . . . . .	..	1	1	..	..	1	60	50	..	..
<b>TOTAL</b>	<b>14,711</b>	<b>10,161</b>	<b>13</b>	<b>14</b>	<b>8</b>	<b>2,81,468</b>	<b>1,91,031</b>	<b>2,618</b>	<b>3,215</b>	<b>2,117</b>

No. 14—continued

ARTICLES, AND COUNTRIES OF FINAL DESTINATION; ALSO SHARE OF EACH PROVINCE	QUANTITY					VALUE				
	1927-28	1928-29	1929-30	1930-31	1931-32	1927-28	1928-29	1929-30	1930-31	1931-32
	Tons	Tons	Tons	Tons	Tons	R	R	R	R	R
<b>Seeds—</b>										
<b>Oil seeds—</b>										
<b>Essential—</b>										
<b>Ajama (H. K.)—</b>										
Aden and Dependencies . . . . .	25	27	20	18	15	9,541	9,248	6,987	6,638	5,205
Bahrain Islands . . . . .	..	..	..	..	8	60	..	..	..	1,120
Ceylon . . . . .	19	31	17	18	19	7,233	10,763	6,570	7,005	8,705
Straits Settlements (including Labuan) . . . . .	90	85	63	80	61	34,868	29,066	24,869	26,367	17,206
Natal . . . . .	2	2	2	3	1	1,230	1,540	1,100	1,448	1,103
Kenya Colony . . . . .	4	2	2	1	2	1,375	1,710	1,150	1,175	1,660
Other British Possessions . . . . .	1	4	..	..	1	1,567	1,906	1,002	1,050	1,386
<b>TOTAL BRITISH EMPIRE</b>	<b>141</b>	<b>151</b>	<b>104</b>	<b>114</b>	<b>102</b>	<b>55,908</b>	<b>54,293</b>	<b>41,938</b>	<b>43,718</b>	<b>36,385</b>
France . . . . .	..	..	..	..	20	..	..	..	..	2,800
Native States in Arabia other than Maskat Territory and Trucial Oms . . . . .	9	9	11	5	10	3,495	3,338	4,692	3,781	3,854
Java . . . . .	4	..	1	..	..	1,060	..	225	75	131
China (exclusive of Hongkong and Macao) . . . . .	..	11	..	..	..	..	4,800	..	..	..
Egypt . . . . .	4	5	..	2	..	1,632	2,036	..	745	140
Other Foreign Countries . . . . .	4	5	1	5	2	1,539	3,158	1,019	1,536	948
<b>TOTAL FOREIGN COUNTRIES</b>	<b>21</b>	<b>30</b>	<b>13</b>	<b>12</b>	<b>32</b>	<b>7,776</b>	<b>13,332</b>	<b>5,986</b>	<b>6,139</b>	<b>7,873</b>
Share of Bengal . . . . .	..	..	..	..	..	..	..	42	..	38
"  Bombay . . . . .	162	181	117	126	134	63,679	68,032	47,332	49,852	44,220
"  Sind . . . . .	..	..	..	..	..	..	93	..	..	..
<b>TOTAL</b>	<b>162</b>	<b>181</b>	<b>117</b>	<b>126</b>	<b>134</b>	<b>63,679</b>	<b>68,125</b>	<b>47,374</b>	<b>49,882</b>	<b>44,258</b>
<b>Ajwan (H. K.)—</b>										
Aden and Dependencies . . . . .	..	32	..	6	4	..	13,020	..	2,850	1,275
Ceylon . . . . .	..	..	8	..	..	135	30	2,136	54	70
Straits Settlements (including Labuan) . . . . .	5	2	3	4	5	2,313	1,173	985	1,918	1,940
Other British Possessions . . . . .	..	..	1	..	..	680	1,228	1,272	334	356
<b>TOTAL BRITISH EMPIRE</b>	<b>5</b>	<b>34</b>	<b>12</b>	<b>10</b>	<b>9</b>	<b>3,128</b>	<b>15,456</b>	<b>4,393</b>	<b>5,056</b>	<b>4,141</b>
Java . . . . .	..	4	..	..	1	33	1,007	70	..	240
Other Foreign Countries . . . . .	3	6	..	..	1	725	2,600	90	79	352
<b>TOTAL FOREIGN COUNTRIES</b>	<b>3</b>	<b>10</b>	<b>..</b>	<b>..</b>	<b>2</b>	<b>758</b>	<b>3,607</b>	<b>160</b>	<b>79</b>	<b>622</b>
Share of Bengal . . . . .	1	6	2	2	1	1,371	2,320	1,513	1,612	1,193
"  Bombay . . . . .	7	39	10	8	10	1,965	16,165	3,995	4,200	3,570
"  Madras . . . . .	..	..	..	..	..	50	78	41	22	..
<b>TOTAL</b>	<b>8</b>	<b>44</b>	<b>12</b>	<b>10</b>	<b>11</b>	<b>3,886</b>	<b>19,068</b>	<b>4,563</b>	<b>5,735</b>	<b>4,763</b>
<b>Alsead (H. K.)—</b>										
Ceylon . . . . .	1	..	8	1	..	592	87	3,520	60	..
Straits Settlements (including Labuan) . . . . .	5	8	32	1	6	2,360	3,855	11,509	225	801
Hongkong . . . . .	..	..	14	14	24	72	177	4,345	1,674	2,310
Cape of Good Hope . . . . .	..	..	..	7	..	..	..	..	3,760	..
Mauritius and Dependencies . . . . .	1	3	1	..	..	578	1,675	640	..	..
British West India Islands . . . . .	2	2	2	..	1	753	1,288	1,075	167	355
Other British Possessions . . . . .	2	..	..	..	2	667	1,010	1,360	507	1,126
<b>TOTAL BRITISH EMPIRE</b>	<b>11</b>	<b>13</b>	<b>57</b>	<b>23</b>	<b>33</b>	<b>5,017</b>	<b>8,092</b>	<b>22,449</b>	<b>6,473</b>	<b>4,562</b>
Blam . . . . .	..	..	3	..	..	123	..	1,472	9	16
Java . . . . .	1	5	..	..	2	425	2,084	316	125	331
Other Foreign Countries . . . . .	..	..	..	..	..	..	216	35	69	20
<b>TOTAL FOREIGN COUNTRIES</b>	<b>1</b>	<b>5</b>	<b>3</b>	<b>..</b>	<b>2</b>	<b>548</b>	<b>2,300</b>	<b>1,817</b>	<b>203</b>	<b>367</b>

GENERAL EXPORTS

( 772 )

INDIAN MERCHANDISE

No. 14—continued

ARTICLES, AND COUNTRIES OF FINAL DESTINATION; ALSO SHARE OF EACH PROVINCE	QUANTITY					VALUE				
	1927-28	1928-29	1929-30	1930-31	1931-32	1927-28	1928-29	1929-30	1930-31	1931-32
	Tons	Tons	Tons	Tons	Tons	R	R	R	R	R
Seeds—continued										
Oil seeds—continued										
Essential—continued										
Aniseed (H. K.)—continued										
Share of Bengal	11	18	60	22	35	4,973	9,765	23,973	6,507	4,956
" Bombay	..	..	..	..	..	..	540	213	100	..
" Madras	1	..	..	1	..	592	87	30	60	..
" Burma	..	..	..	..	..	..	..	..	9	..
TOTAL	12	18	60	23	35	5,565	10,392	24,266	6,676	4,959
Coriander (H. K.)—	Tons	Tons	Tons	Tons	Tons					
United Kingdom	1	4	10	1	20	1,041	1,176	2,780	226	5,166
Aden and Dependencies	21	19	18	19	17	12,175	11,131	8,438	8,838	6,850
Maldives	4	1	4	1	1	1,754	581	928	328	198
Ceylon	1,077	380	104	351	538	3,88,987	1,23,972	19,377	72,716	1,14,630
Straits Settlements (including Labuan)	2,710	1,336	1,100	884	759	10,27,651	4,73,376	1,90,077	1,38,501	1,61,022
Federated Malay States	97	52	21	22	11	43,676	16,328	5,497	3,216	2,490
Hongkong	4	2	3	3	5	2,882	1,526	1,466	530	1,260
Cape of Good Hope	5	6	1	..	1	2,553	3,661	1,868	1,054	808
Natal	45	87	71	64	62	36,007	65,935	55,454	35,375	29,175
Zanzibar and Pemba	16	17	13	14	12	11,259	12,054	9,678	9,900	6,422
Kenya Colony	32	31	29	38	42	24,750	24,431	21,506	24,238	23,567
Tanganyika Territory	13	12	11	13	11	5,720	6,115	6,885	8,399	6,212
Anglo-Egyptian Sudan	1	3	3	..	..	350	1,815	915	40	..
Mauritius and Dependencies	99	94	118	68	90	41,004	37,670	18,305	10,069	17,339
British West India Islands	5	4	..	..	..	1,930	1,620	..	..	..
South Australia (including Northern Territory)	..	2	..	..	..	..	967	..	..	116
Victoria	22	16	3	3	21	11,987	6,877	1,166	1,475	4,120
New South Wales	11	5	..	..	15	6,144	2,563	..	..	2,978
Queensland	..	3	..	..	..	..	1,670	..	..	..
Australian Commonwealth (Total)	33	26	3	3	36	18,131	14,079	1,186	1,475	7,214
Fiji Islands	7	13	16	7	6	4,417	6,374	4,981	2,547	1,969
Other British Possessions	..	2	2	1	..	771	1,344	1,042	918	707
TOTAL BRITISH EMPIRE	4,170	2,069	1,622	1,489	1,606	16,25,058	8,05,686	3,59,483	3,18,420	3,85,697
Germany	..	..	..	..	50	..	..	..	..	7,027
France	..	..	..	..	47	..	30	..	..	9,375
Mascat Territory and Trucial Oman	8	11	8	13	12	4,266	4,849	4,763	6,876	4,003
Other Native States in Arabia	5	16	17	17	13	3,342	11,247	10,449	6,442	4,265
Iraq	..	4	2	..	..	591	1,520	838	40	..
Persia	1	11	2	8	..	1,296	4,979	1,431	1,319	..
Sumatra	4	..	7	..	..	1,192	..	2,065	..	..
Java	157	165	7	63	3	55,242	54,407	1,863	6,615	360
Siam	3	3	1	3	..	1,026	1,562	261	2,155	184
Egypt	1	..	..	..	..	1,045	88	..	135	47
Portuguese East Africa	16	22	17	15	17	11,011	12,196	10,571	8,958	8,691
Madagascar	3	6	..	..	..	981	2,630	75	200	140
Reunion	1	2	2	2	1	1,200	2,100	1,875	1,905	540
Italian East Africa (Somaliland and Eritrea)	..	3	2	2	..	..	2,877	1,468	910	653
United States of America—West Atlantic Coast	..	11	..	..	..	..	6,505	..	..	..
Other Foreign Countries	..	4	3	3	1	915	680	1,445	850	864
TOTAL FOREIGN COUNTRIES	201	258	68	111	144	82,108	1,06,620	37,104	36,414	37,309
Share of Bengal	2,787	1,095	756	643	602	10,02,017	3,64,314	1,12,676	32,031	1,02,346
" Bombay	706	786	339	419	619	3,56,336	4,18,440	1,96,215	2,03,079	2,26,076
" Sind	1	2	..	1	..	892	1,544	923	1,155	919
" Madras	617	281	153	191	396	2,37,138	31,348	31,206	33,458	63,113
" Burma	261	162	342	346	133	1,10,231	45,702	55,667	35,051	25,552
TOTAL	4,371	2,327	1,590	1,600	1,750	17,07,164	9,11,306	3,96,587	3,54,834	4,23,006

No. 14—continued

ARTICLES, AND COUNTRIES OF FINAL DESTINATION; ALSO SHARE OF EACH PROVINCE	QUANTITY					VALUE				
	1927-28	1928-29	1929-30	1930-31	1931-32	1927-28	1928-29	1929-30	1930-31	1931-32
	Tons	Tons	Tons	Tons	Tons	R	R	R	R	R
<i>Seeds—continued</i>										
<i>Oil seeds—continued</i>										
<i>Essential—continued</i>										
Gummin (other than black) (H. K.)—										
United Kingdom . . . . .	..	1	1	1	..	504	466	1,235	840	681
Aden and Dependences . . . . .	31	34	16	39	31	24,792	23,278	11,488	38,913	17,099
Bahrain Islands . . . . .	1	..	2	..	2	920	1,340	1,880	760	2,040
Ceylon . . . . .	9	14	8	283	204	7,105	10,400	6,455	2,10,224	1,58,088
Straits Settlements (including Labuan) . . . . .	350	377	256	329	260	2,35,770	2,68,620	1,88,583	2,62,092	1,87,219
Federated Malay States . . . . .	13	8	..	..	2	10,420	5,955	..	285	888
Hongkong . . . . .	..	8	..	9	..	1,032	1,030	857	1,921	772
Cape of Good Hope . . . . .	8	7	8	4	6	6,685	7,225	9,210	8,500	5,470
Natal . . . . .	17	24	20	26	25	23,202	31,605	28,955	30,355	26,427
Zanzibar and Pemba . . . . .	39	44	43	37	19	41,679	43,810	43,230	31,785	14,565
Kenya Colony . . . . .	15	18	16	19	19	19,571	24,122	18,205	18,907	13,387
Tanganyika Territory . . . . .	10	11	10	8	7	10,390	11,990	8,550	9,597	7,239
Mauritius and Dependences . . . . .	27	20	15	16	11	28,159	23,444	16,955	16,911	8,405
Fiji Islands . . . . .	8	9	2	3	5	3,059	7,393	2,716	3,473	2,494
Other British Possessions . . . . .	1	..	..	..	..	1,641	809	745	30	193
<b>TOTAL BRITISH EMPIRE</b>	<b>524</b>	<b>570</b>	<b>397</b>	<b>754</b>	<b>591</b>	<b>4,15,120</b>	<b>4,60,646</b>	<b>3,34,014</b>	<b>6,27,593</b>	<b>4,45,558</b>
Syria . . . . .	..	..	..	..	2	..	150	..	..	1,900
Muscat Territory and Trucial Oman . . . . .	58	42	35	42	25	56,982	30,822	27,750	28,436	14,825
Other Native States in Arabia . . . . .	5	7	6	12	12	5,507	8,230	5,900	8,059	5,935
Iraq . . . . .	1	4	2	..	..	1,200	2,974	1,738	610	120
Persia . . . . .	2	..	..	2	..	2,350	1,256	1,180	1,278	..
Java . . . . .	8	1	..	1	9	2,140	832	660	662	2,790
Siam . . . . .	3	6	2	..	3	3,482	4,551	1,520	1,787	1,920
Japan . . . . .	..	2	3	4	4	15	1,352	1,790	2,920	1,514
Portuguese East Africa . . . . .	12	11	10	14	11	12,148	10,825	11,439	13,552	10,306
Madagascar . . . . .	1	2	..	..	..	1,766	2,050	..	370	100
Reunion . . . . .	..	..	..	1	..	..	340	800	1,140	800
Italian East Africa (Somal- land and Eritrea) . . . . .	..	5	4	6	2	430	4,990	4,090	4,692	2,140
Other Foreign Countries . . . . .	1	..	..	..	2	1,025	791	295	152	1,800
<b>TOTAL FOREIGN COUNTRIES</b>	<b>86</b>	<b>80</b>	<b>59</b>	<b>82</b>	<b>70</b>	<b>87,025</b>	<b>78,213</b>	<b>57,162</b>	<b>63,658</b>	<b>43,150</b>
Share of Bengal . . . . .	55	31	8	23	28	45,016	23,778	10,123	13,163	13,065
" Bombay . . . . .	555	614	447	311	632	4,56,192	5,12,448	3,79,788	6,76,166	1,74,963
" Sind . . . . .	..	2	1	1	..	112	2,537	306	1,182	85
" Madras . . . . .	..	3	..	1	1	310	1,093	465	300	590
" Burma . . . . .	..	..	..	..	..	15	3	..	..	..
<b>TOTAL</b>	<b>610</b>	<b>650</b>	<b>456</b>	<b>836</b>	<b>661</b>	<b>5,02,145</b>	<b>5,38,859</b>	<b>3,91,176</b>	<b>6,91,251</b>	<b>4,88,703</b>

GENERAL EXPORTS

INDIAN MERCHANDISE

( 774 )

No. 14—continued

ARTICLES, AND COUNTRIES OF FINAL DESTINATION; ALSO SHARE OF EACH PROVINCE	QUANTITY					VALUE				
	1927-28	1928-29	1929-30	1930-31	1931-32	1927-28	1928-29	1929-30	1930-31	1931-32
	Tons	Tons	Tons	Tons	Tons	R	R	R	R	R
<i>Seeds—continued</i>										
<i>Oil seeds—continued</i>										
<i>Essential—continued</i>										
Cumin (black) (II. K)—										
Aden and Dependencies . . .	..	7	..	1	..	..	6,900	..	800	..
Ceylon . . . . .	8	12	4	3	8	2,619	5,082	1,735	1,463	3,084
Straits Settlements (including Labuan) . . .	50	79	62	60	45	22,580	31,465	30,596	23,154	10,164
Federated Malay States . . .	3	..	..	1	1	1,110	..	..	380	205
Hongkong . . . . .	..	..	..	..	2	443	906	680	25	1,002
Cape of Good Hope . . . . .	..	1	2	2	..	..	700	1,680	1,120	..
Mauritius and Dependencies . . .	3	4	4	4	..	617	3,074	1,595	1,573	370
Fiji Islands . . . . .	..	2	..	5	3	432	277	1,084	2,740	2,279
Other British Possessions . . .	..	..	6	..	..	2,034	1,574	2,850	1,335	1,413
<b>TOTAL BRITISH EMPIRE</b>	<b>66</b>	<b>105</b>	<b>78</b>	<b>76</b>	<b>59</b>	<b>29,835</b>	<b>49,578</b>	<b>40,226</b>	<b>32,590</b>	<b>18,517</b>
Java . . . . .	8	8	4	7	20	2,900	3,641	2,332	3,546	5,314
Other Foreign Countries . . . . .	..	..	2	1	..	1,395	701	1,432	1,095	590
<b>TOTAL FOREIGN COUNTRIES</b>	<b>8</b>	<b>8</b>	<b>6</b>	<b>8</b>	<b>20</b>	<b>4,355</b>	<b>4,342</b>	<b>3,764</b>	<b>4,640</b>	<b>5,904</b>
<i>Share of Bengal . . . . .</i>	<i>68</i>	<i>104</i>	<i>62</i>	<i>81</i>	<i>79</i>	<i>23,733</i>	<i>45,633</i>	<i>36,304</i>	<i>35,357</i>	<i>23,231</i>
" <i>Bombay . . . . .</i>	<i>5</i>	<i>7</i>	<i>19</i>	<i>1</i>	<i>..</i>	<i>5,176</i>	<i>7,307</i>	<i>6,286</i>	<i>1,109</i>	<i>1,140</i>
" <i>Sind . . . . .</i>	<i>..</i>	<i>..</i>	<i>2</i>	<i>2</i>	<i>..</i>	<i>276</i>	<i>136</i>	<i>1,220</i>	<i>711</i>	<i>..</i>
" <i>Madras . . . . .</i>	<i>..</i>	<i>2</i>	<i>1</i>	<i>..</i>	<i>..</i>	<i>..</i>	<i>310</i>	<i>180</i>	<i>53</i>	<i>..</i>
" <i>Burma . . . . .</i>	<i>..</i>	<i>..</i>	<i>..</i>	<i>..</i>	<i>..</i>	<i>..</i>	<i>30</i>	<i>..</i>	<i>..</i>	<i>..</i>
<b>TOTAL</b>	<b>78</b>	<b>113</b>	<b>84</b>	<b>84</b>	<b>79</b>	<b>34,190</b>	<b>53,920</b>	<b>43,990</b>	<b>37,230</b>	<b>24,421</b>
<i>Fennel (II. K)—</i>										
United Kingdom . . . . .	9	25	1	1	..	4,725	15,097	400	400	..
Aden and Dependencies . . . . .	14	17	13	8	9	5,645	8,315	7,300	3,506	3,386
Bahrain Islands . . . . .	..	..	..	..	13	..	..	..	..	5,380
Ceylon . . . . .	173	246	216	213	218	71,422	1,01,878	88,151	88,953	84,775
Straits Settlements (including Labuan) . . .	243	195	145	163	120	80,862	80,400	65,646	63,240	42,248
Hongkong . . . . .	15	2	9	6	2	3,820	605	2,654	2,075	480
Cape of Good Hope . . . . .	2	2	..	..	2	645	1,760	710	270	1,320
Natal . . . . .	7	5	7	9	5	2,835	3,455	2,816	4,094	2,396
Zanzibar and Pemba . . . . .	1	..	1	3	1	1,805	1,440	1,723	1,518	1,031
Kenya Colony . . . . .	9	9	7	8	10	4,340	5,350	5,750	5,436	3,895
Tanganyika Territory . . . . .	..	..	..	..	..	810	1,175	1,005	1,420	1,055
Mauritius and Dependencies . . .	4	3	4	5	4	2,000	2,166	2,460	3,057	1,879
Other British Possessions . . .	1	..	..	..	..	440	30	300	212	234
<b>[TOTAL BRITISH EMPIRE]</b>	<b>473</b>	<b>504</b>	<b>403</b>	<b>416</b>	<b>334</b>	<b>1,35,349</b>	<b>2,21,471</b>	<b>1,78,945</b>	<b>1,70,074</b>	<b>1,48,138</b>
Sweden . . . . .	..	16	..	..	..	..	12,735	..	..	..
Germany . . . . .	..	9	..	..	..	..	6,000	..	..	..
Netherlands . . . . .	2	..	..	..	..	1,350	..	..	..	..
Belgium . . . . .	..	..	..	..	10	..	..	..	..	2,500
France . . . . .	27	76	..	..	..	15,662	41,251	..	..	..
Italy . . . . .	40	25	5	..	..	23,700	16,350	2,500	..	..
Turkey, Asiatic . . . . .	..	7	..	..	..	..	6,000	..	..	..
<i>Native States in Arabia other than Maskat Territory and Trucial Oman . . . . .</i>	<i>..</i>	<i>..</i>	<i>..</i>	<i>4</i>	<i>6</i>	<i>..</i>	<i>185</i>	<i>415</i>	<i>1,516</i>	<i>1,574</i>
Java . . . . .	4	2	1	..	..	1,320	600	680	100	23
Siam . . . . .	2	3	1	2	2	1,120	1,150	450	720	1,020
Egypt . . . . .	..	..	2	..	..	..	..	4,125	..	..
Portuguese East Africa . . . . .	..	..	4	..	2	635	800	1,480	775	1,133
United States of America— <i>Via Atlantic Coast . . . . .</i>	<i>7</i>	<i>32</i>	<i>..</i>	<i>..</i>	<i>11</i>	<i>5,400</i>	<i>20,150</i>	<i>..</i>	<i>..</i>	<i>5,649</i>
Other Foreign Countries . . . . .	1	2	7	1	1	1,333	2,486	1,300	688	712
<b>TOTAL FOREIGN COUNTRIES</b>	<b>83</b>	<b>172</b>	<b>14</b>	<b>7</b>	<b>32</b>	<b>50,570</b>	<b>1,16,767</b>	<b>10,050</b>	<b>3,799</b>	<b>12,341</b>



No. 14—continued

ARTICLES, AND COUNTRIES OF FINAL DESTINATION; ALSO SHARE OF EACH PROVINCE	QUANTITY					VALUE				
	1927-28	1928-29	1929-30	1930-31	1931-32	1927-28	1928-29	1929-30	1930-31	1931-32
	Tons	Tons	Tons	Tons	Tons	R	R	R	R	R
<b>Seeds—continued</b>										
<b>Oil seeds—continued</b>										
<i>Essential—continued</i>										
Fennel (II.K)— <i>contd.</i>										
Share of Bengal . . . . .	3	3	129	5	..	915	952	53,791	1,227	344
.. Bombay . . . . .	553	673	288	413	416	2,34,989	3,36,940	1,36,104	1,72,631	1,60,015
.. Sind . . . . .	..	..	..	..	..	15	316	..	25	20
<b>TOTAL</b>	<b>561</b>	<b>676</b>	<b>417</b>	<b>423</b>	<b>416</b>	<b>2,35,919</b>	<b>3,88,238</b>	<b>1,89,895</b>	<b>1,73,873</b>	<b>1,60,979</b>
<b>Fenugreek (II. K)—</b>	<b>Tons</b>	<b>Tons</b>	<b>Tons</b>	<b>Tons</b>	<b>Tons</b>					
United Kingdom . . . . .	..	182	171	199	5	20	52,616	98,912	42,204	800
Aden and Dependencies . . . . .	8	6	13	6	6	3,725	2,500	5,280	2,789	1,815
Ceylon . . . . .	345	298	330	353	315	1,20,101	97,303	1,07,753	1,27,077	1,04,424
Straits Settlements (including Labuan) . . . . .	225	163	168	181	171	84,007	61,014	61,177	68,907	60,472
Federated Malay States . . . . .	8	4	8	6	7	1,787	840	1,612	1,235	1,304
Cape of Good Hope . . . . .	3	3	2	3	18	1,448	1,181	1,115	1,120	3,727
Natal . . . . .	17	18	13	14	17	10,700	12,020	7,160	6,108	6,639
Zanzibar and Pemba . . . . .	6	1	2	2	..	2,290	1,900	1,852	1,611	1,245
Kenya Colony . . . . .	13	10	9	9	8	7,155	5,551	5,071	5,320	4,076
Tanganyika Territory . . . . .	3	1	1	1	3	1,111	1,465	1,066	1,520	1,250
Anglo-Egyptian Sudan . . . . .	4	10	5	11	2	1,245	2,820	1,240	3,485	670
Mauritius and Dependencies . . . . .	7	7	4	5	4	2,862	2,921	2,130	2,207	1,614
Fiji Islands . . . . .	..	3	1	..	2	625	1,398	1,114	530	1,154
Other British Possessions . . . . .	6	4	4	2	2	2,742	1,926	1,547	983	699
<b>TOTAL BRITISH EMPIRE</b>	<b>645</b>	<b>705</b>	<b>731</b>	<b>792</b>	<b>560</b>	<b>2,39,813</b>	<b>2,45,515</b>	<b>2,97,629</b>	<b>2,65,151</b>	<b>1,89,889</b>
Germany . . . . .	15	43	70	56	18	3,000	10,965	16,160	12,772	2,700
Netherlands . . . . .	..	5	3	..	..	..	1,037	720	..	..
Belgium . . . . .	..	..	10	..	..	..	..	2,300	..	..
Italy . . . . .	..	6	10	..	..	..	1,660	2,930	..	..
Mascat Territory and Trucial Oman . . . . .	4	8	6	5	3	3,180	4,790	2,180	1,782	1,377
Other Native States in Arabia . . . . .	1	2	4	..	2	545	1,131	1,242	540	423
Japan . . . . .	..	1	4	3	2	..	372	1,023	678	382
Egypt . . . . .	1	10	..	..	..	295	1,098	..	..	..
Portuguese East Africa . . . . .	2	3	6	5	6	1,665	1,730	3,255	2,682	2,504
Italian East Africa (Somaland and Eritrea) . . . . .	1	6	16	6	3	280	2,611	7,167	2,557	857
United States of America—Via Atlantic Coast . . . . .	55	10	..	..	..	13,420	2,530	..	..	..
Other Foreign Countries . . . . .	7	4	3	4	3	2,190	2,190	1,408	1,125	1,003
<b>TOTAL FOREIGN COUNTRIES</b>	<b>86</b>	<b>98</b>	<b>132</b>	<b>79</b>	<b>39</b>	<b>24,575</b>	<b>31,044</b>	<b>38,385</b>	<b>22,138</b>	<b>9,311</b>
Share of Bengal . . . . .	21	15	24	17	26	5,168	4,398	5,460	4,563	6,323
.. Bombay . . . . .	677	734	537	552	573	2,49,982	2,69,805	3,29,433	2,82,245	1,92,726
.. Sind . . . . .	33	4	7	7	..	3,939	1,553	630	251	67
.. Madras . . . . .	..	..	7	7	..	304	303	441	228	84
<b>TOTAL</b>	<b>781</b>	<b>803</b>	<b>863</b>	<b>871</b>	<b>599</b>	<b>2,64,398</b>	<b>2,76,559</b>	<b>3,36,014</b>	<b>2,87,297</b>	<b>1,99,200</b>
<b>Sawa or dil (II. K) —</b>	<b>Tons</b>	<b>Tons</b>	<b>Tons</b>	<b>Tons</b>	<b>Tons</b>					
United Kingdom . . . . .	827	369	245	141	330	1,95,439	81,066	65,767	31,772	59,775
Aden and Dependencies . . . . .	4	..	3	1	..	1,700	320	1,060	720	616
Ceylon . . . . .	6	25	6	7	6	1,835	6,345	2,715	2,520	2,120
Straits Settlements (including Labuan) . . . . .	11	13	11	12	8	4,116	4,884	3,948	4,312	2,135
Cape of Good Hope . . . . .	..	..	5	..	2	..	..	1,860	..	820
Zanzibar and Pemba . . . . .	..	..	1	..	1	1,030	895	825	955	1,020
Kenya Colony . . . . .	6	1	3	6	4	2,180	2,235	1,800	2,476	2,345
Other British Possessions . . . . .	2	3	2	2	6	1,544	2,209	1,781	1,440	2,369
<b>TOTAL BRITISH EMPIRE</b>	<b>856</b>	<b>411</b>	<b>276</b>	<b>169</b>	<b>357</b>	<b>2,07,044</b>	<b>97,954</b>	<b>79,776</b>	<b>44,695</b>	<b>71,260</b>

GENERAL EXPORTS

( 776 )

INDIAN MERCHANDISE

No. 14—continued

ARTICLES, AND COUNTRIES OF FINAL DESTINATION; " ALSO SHARE OF EACH PROVINCE	QUANTITY					VALUE				
	1927-28	1928-29	1929-30	1930-31	1931-32	1927-28	1928-29	1929-30	1930-31	1931-32
	Tons	Tons	Tons	Tons	Tons	R	R	R	R	R
<b>Seeds—continued</b>										
<b>Oil seeds—continued</b>										
<b>Essential—continued</b>										
<b>Sava or dll (II. K)—continued</b>										
Germany . . . . .	6	10	10	5	5	1,510	2,255	3,000	1,168	931
Netherlands . . . . .	20	10	25	14	25	6,225	7,740	7,038	5,353	4,960
Belgium . . . . .	..	7	..	..	..	..	1,360	..	..	..
France . . . . .	35	39	84	27	..	11,716	10,624	26,208	8,834	..
Slam . . . . .	3	2	..	1	..	1,015	1,175	583	210	180
Egypt . . . . .	2	1	9	1	..	700	324	2,890	403	..
Italian East Africa (Somal- land and Eritrea) . . . . .	1	3	2	..	1	280	1,835	1,277	940	140
United States of America— Vid Atlantic Coast . . . . .	45	50	14	35	44	12,556	12,970	6,250	8,233	7,920
Argentine Republic (includ- ing the Atlantic Coast of Patagonia) . . . . .	5	5	10	..	5	1,000	1,000	3,000	..	1,200
Brazil . . . . .	..	5	..	..	..	..	1,000	..	..	..
Other Foreign Countries . . . . .	1	1	1	..	..	932	684	640	421	335
<b>TOTAL FOREIGN COUNTRIES</b>	<b>119</b>	<b>133</b>	<b>155</b>	<b>83</b>	<b>80</b>	<b>35,934</b>	<b>40,907</b>	<b>51,001</b>	<b>25,659</b>	<b>15,075</b>
<b>Share of Bengal . . . . .</b>	<b>..</b>	<b>..</b>	<b>2</b>	<b>3</b>	<b>7</b>	<b>362</b>	<b>201</b>	<b>440</b>	<b>410</b>	<b>1,380</b>
" <i>Bombay</i> . . . . .	974	544	429	249	430	2,43,491	1,38,600	1,30,337	69,944	85,540
" <i>Sind</i> . . . . .	..	..	..	..	..	25	75	..	..	15
" <i>Madras</i> . . . . .	..	..	..	..	..	..	46	..	..	..
<b>TOTAL</b>	<b>974</b>	<b>544</b>	<b>431</b>	<b>252</b>	<b>437</b>	<b>2,43,878</b>	<b>1,38,921</b>	<b>1,30,777</b>	<b>70,354</b>	<b>86,935</b>
<b>Other sorts (II. K)—</b>	<b>Tons</b>	<b>Tons</b>	<b>Tons</b>	<b>Tons</b>	<b>Tons</b>					
<b>TOTAL BRITISH EMPIRE</b>	<b>..</b>	<b>..</b>	<b>..</b>	<b>4</b>	<b>2</b>	<b>175</b>	<b>195</b>	<b>490</b>	<b>1,269</b>	<b>1,065</b>
Germany . . . . .	..	..	..	..	31	60	..	..	..	1,030
France . . . . .	..	..	..	33	201	..	..	..	10,552	65,505
Italian East Africa (Somal- land and Eritrea) . . . . .	..	..	..	..	64	..	..	130	..	24,308
United States of America— Vid Atlantic Coast . . . . .	..	..	3	121	1,025	450	..	2,090	70,001	4,20,555
Other Foreign Countries . . . . .	..	2	..	..	..	420	659	195	901	408
<b>TOTAL FOREIGN COUNTRIES</b>	<b>..</b>	<b>2</b>	<b>3</b>	<b>154</b>	<b>1,293</b>	<b>930</b>	<b>659</b>	<b>2,465</b>	<b>81,464</b>	<b>5,12,306</b>
<b>Share of Bengal . . . . .</b>	<b>..</b>	<b>..</b>	<b>..</b>	<b>..</b>	<b>..</b>	<b>30</b>	<b>164</b>	<b>..</b>	<b>..</b>	<b>..</b>
" <i>Bombay</i> . . . . .	..	2	3	155	1,294	670	690	2,805	60,444	5,02,246
" <i>Sind</i> . . . . .	..	..	..	3	1	300	..	160	22,234	11,125
" <i>Madras</i> . . . . .	..	..	..	..	..	205	..	..	45	..
<b>TOTAL</b>	<b>..</b>	<b>2</b>	<b>3</b>	<b>158</b>	<b>1,295</b>	<b>1,105</b>	<b>854</b>	<b>2,955</b>	<b>82,723</b>	<b>5,13,371</b>
<b>Total Needs, Essential—</b>	<b>Tons</b>	<b>Tons</b>	<b>Tons</b>	<b>Tons</b>	<b>Tons</b>					
United Kingdom . . . . .	837	531	428	343	356	2,02,001	1,50,581	1,69,847	76,070	67,427
Aden and Dependencies . . . . .	103	142	83	93	82	57,578	75,087	40,646	60,119	36,846
Bahrain Islands . . . . .	1	4	4	..	18	1,517	2,524	2,751	1,119	3,763
Maldives . . . . .	6	1	4	1	1	2,531	581	923	323	193
Ceylon . . . . .	1,638	1,001	701	1,209	1,304	6,00,179	3,55,990	2,38,412	5,05,102	4,75,944
Straits Settlements (includ- ing Labuan) . . . . .	3,689	2,258	1,840	1,718	1,436	15,00,572	9,53,867	5,81,550	5,90,290	4,84,037
Federated Malay States . . . . .	123	64	30	31	26	57,403	22,221	7,659	5,376	6,225
Hongkong . . . . .	19	7	26	32	33	3,409	4,534	10,054	6,366	5,906
Cape of Good Hope . . . . .	13	19	19	16	29	11,391	14,367	16,098	10,869	12,212
Natal . . . . .	89	117	113	115	110	74,512	1,15,420	96,243	78,625	66,214
Zanzibar and Pemba . . . . .	62	64	60	56	38	59,223	61,319	58,143	49,549	25,318
Kenya Colony . . . . .	80	71	66	31	35	59,981	65,784	54,652	57,600	48,975
Tanganyika Territory . . . . .	23	24	23	22	22	18,951	22,140	18,666	22,131	16,807
Anglo-Egyptian Sudan . . . . .	6	13	3	11	2	1,775	4,335	2,476	3,605	670
Mauritius and Dependencies . . . . .	141	131	142	93	110	75,955	70,258	42,414	33,977	30,099
Seychelles . . . . .	..	1	1	1	..	950	845	1,300	675	640
British West India Islands . . . . .	9	6	4	..	1	4,383	4,027	2,316	607	1,195
British Guiana . . . . .	3	..	6	2	2	1,613	1,111	2,030	1,249	1,186
South Australia (including Northern Territory) . . . . .	..	2	1	..	..	337	1,341	150	114	116
Victoria . . . . .	24	19	3	3	22	12,614	9,705	1,133	1,475	4,320
New South Wales . . . . .	11	5	..	..	15	6,144	2,505	..	..	3,152
Queensland . . . . .	..	3	..	..	..	..	1,671	..	..	..
<b>Australian Commonwealth (Total) . . . . .</b>	<b>36</b>	<b>29</b>	<b>4</b>	<b>3</b>	<b>37</b>	<b>19,096</b>	<b>15,341</b>	<b>2,316</b>	<b>1,539</b>	<b>7,683</b>

No. 14—continued

ARTICLES, AND COUNTRIES OF FINAL DESTINATION; ALSO SHARE OF EACH PROVINCE	QUANTITY					VALUE				
	1927-28	1928-29	1929-30	1930-31	1931-32	1927-28	1928-29	1929-30	1930-31	1931-32
	Tons	Tons	Tons	Tons	Tons	R	R	R	R	R
<i>Seeds—continued</i>										
<i>Oil seeds—continued</i>										
<i>Essential—concluded</i>										
<i>Total Seeds, Essential—continued</i>										
Fiji Islands . . . . .	10	27	19	15	17	8,928	17,409	10,793	10,236	8,826
Other British Possessions . . . . .	..	2	..	..	..	895	895	515	112	114
<b>TOTAL BRITISH EMPIRE</b>	<b>6,805</b>	<b>4,562</b>	<b>3,530</b>	<b>3,847</b>	<b>3,704</b>	<b>27,67,847</b>	<b>19,58,886</b>	<b>13,59,343</b>	<b>15,15,634</b>	<b>13,05,242</b>
Sweden . . . . .	..	16	..	..	..	..	12,735	..	..	..
Germany . . . . .	21	62	80	61	76	4,570	19,220	19,220	13,935	11,713
Netherlands . . . . .	22	15	28	14	25	7,575	8,807	7,808	5,358	4,969
Belgium . . . . .	..	9	10	..	10	..	1,780	2,300	..	2,500
France . . . . .	65	116	84	60	268	28,318	52,115	26,208	19,436	77,680
Italy . . . . .	40	32	15	..	..	23,700	18,170	6,430	..	..
Turkey, Asiatic . . . . .	..	7	..	..	..	..	6,000	..	..	..
Syria . . . . .	..	2	..	..	2	..	910	..	575	2,010
Maskat Territory and Trucial Oman . . . . .	70	61	49	65	40	65,888	50,076	36,885	37,809	21,421
Other Native States in Arabia . . . . .	20	35	33	38	43	12,951	25,226	22,773	20,467	16,406
Iraq . . . . .	5	13	5	2	..	2,411	6,533	2,866	1,071	120
Persia . . . . .	4	13	2	5	..	4,605	7,785	3,201	2,737	..
Sumatra . . . . .	4	..	7	..	..	1,192	..	2,065	..	..
Java . . . . .	177	185	14	61	36	63,248	62,089	6,533	11,220	10,002
Siam . . . . .	19	17	9	8	8	8,981	9,855	5,344	5,847	4,923
China (exclusive of Hong-kong and Macao) . . . . .	1	15	..	..	..	1,371	5,181	408	204	617
Japan . . . . .	1	3	11	10	7	388	2,355	4,110	4,276	2,358
Egypt . . . . .	8	17	11	3	3	3,722	4,826	7,015	1,720	1,492
Portuguese East Africa . . . . .	30	36	37	34	30	26,104	25,956	27,205	20,368	23,354
Madagascar . . . . .	4	9	..	..	..	2,979	5,725	75	570	240
Réunion . . . . .	2	2	2	4	1	1,980	2,945	2,805	3,643	840
Italian East Africa (Somaliland and Eritrea) . . . . .	2	18	24	15	70	1,435	13,513	14,757	9,892	28,948
United States of America— Vid Atlantic Coast . . . . .	107	103	17	156	1,080	31,826	51,205	8,340	78,281	4,34,024
„ Pacific „ . . . . .	..	..	..	..	..	..	..	..	..	10
Brazil . . . . .	..	5	..	..	..	..	1,000	..	..	..
Argentine Republic (including the Atlantic Coast of Patagonia) . . . . .	5	5	10	..	5	1,000	1,000	3,000	..	1,200
Other Foreign Countries . . . . .	..	..	..	..	..	1,444	2,354	811	769	521
<b>TOTAL FOREIGN COUNTRIES</b>	<b>607</b>	<b>706</b>	<b>453</b>	<b>536</b>	<b>1,713</b>	<b>2,94,577</b>	<b>3,97,351</b>	<b>2,08,744</b>	<b>2,44,181</b>	<b>6,45,358</b>
<i>Share of Bengal . . . . .</i>	<i>2,916</i>	<i>1,272</i>	<i>1,043</i>	<i>796</i>	<i>778</i>	<i>10,89,090</i>	<i>4,52,460</i>	<i>2,44,222</i>	<i>1,44,321</i>	<i>1,52,929</i>
„ Bombay . . . . .	3,643	3,630	2,489	3,034	4,108	16,12,380	17,68,467	12,33,062	15,19,760	16,91,101
„ Sind . . . . .	34	8	4	8	1	10,559	6,253	3,723	25,498	12,231
„ [Madras . . . . .	618	386	165	199	397	2,39,099	33,262	32,413	34,676	68,787
„ Burma . . . . .	261	162	342	346	133	1,10,295	45,795	55,967	35,050	25,552
<b>TOTAL</b>	<b>7,502</b>	<b>5,858</b>	<b>4,083</b>	<b>4,383</b>	<b>5,417</b>	<b>30,61,924</b>	<b>23,56,237</b>	<b>16,68,087</b>	<b>17,59,815</b>	<b>19,50,600</b>
<i>Non-essential—</i>										
<i>Castor (II. E)—</i>	<i>Tons</i>	<i>Tons</i>	<i>Tons</i>	<i>Tons</i>	<i>Tons</i>					
United Kingdom . . . . .	32,540	27,052	24,672	19,555	23,287	71,22,601	55,04,461	49,60,766	33,22,734	33,63,690
Aden and Dependencies . . . . .	..	1,413	..	..	1	..	2,91,968	..	..	200
Ceylon . . . . .	..	1	..	8	..	..	157	38	1,071	12

GENERAL EXPORTS

INDIAN MERCHANDISE

( 778 )

No. 14—continued

ARTICLES, AND COUNTRIES OF FINAL DESTINATION; ALSO SHARE OF EACH PROVINCE	QUANTITY					VALUE				
	1927-28	1928-29	1929-30	1930-31	1931-32	1927-28	1928-29	1929-30	1930-31	1931-32
	Tons	Tons	Tons	Tons	Tons	R	R	R	R	R
<i>Seeds—continued</i>										
<i>Oil seeds—continued</i>										
<i>Non-essential—continued</i>										
<i>Castor (II. K.)—continued</i>										
South Australia (including Northern Territory)	..	25	..	..	..	..	5,429	..	..	..
Victoria	146	333	..	239	1,001	30,692	64,025	..	34,992	1,29,9
New South Wales	..	..	..	..	165	..	..	..	..	22,3
Australian Commonwealth (Total)	146	333	..	239	1,166	30,692	64,454	..	34,992	1,52,3
Other British Possessions	4	1	..	..	..	1,003	427	160	134	..
<b>TOTAL BRITISH EMPIRE</b>	<b>32,690</b>	<b>28,325</b>	<b>24,672</b>	<b>19,803</b>	<b>24,404</b>	<b>71,54,206</b>	<b>58,60,362</b>	<b>49,80,964</b>	<b>33,58,931</b>	<b>35,16,2</b>
Germany	1,780	1,239	1,074	1,471	925	3,02,365	2,45,002	2,21,508	2,50,230	1,32,04
Belgium	7,695	7,662	3,549	5,145	4,060	15,93,077	15,94,856	7,44,719	8,30,532	6,14,31
France	16,462	15,139	16,552	16,027	20,280	33,92,772	31,25,353	34,31,437	29,40,078	30,91,82
Spain	2,400	2,175	2,800	3,250	2,050	4,82,650	4,33,230	5,50,263	5,24,987	2,86,82
Italy	10,393	9,702	6,183	6,496	12,104	22,53,332	10,56,776	13,03,193	11,53,301	17,57,45
Hungary	..	..	..	..	49	..	..	..	..	11,84
Greece	290	330	260	310	300	58,211	65,250	51,517	49,012	37,72
Japan	710	200	40	1	3,987	1,51,443	40,560	7,482	200	5,43,11
Egypt	..	..	296	..	1,063	..	..	73,584	..	1,28,40
United States of America—Vid Atlantic Coast	49,291	56,074	50,937	34,179	34,743	1,03,84,320	1,12,21,255	1,01,46,527	57,24,343	48,49,65
“ Pacific ”	..	..	..	4,340	..	..	..	..	7,38,622	..
Other Foreign Countries	..	..	..	..	..	300	..	20	..	..
<b>TOTAL FOREIGN COUNTRIES</b>	<b>89,021</b>	<b>92,521</b>	<b>81,741</b>	<b>71,219</b>	<b>70,570</b>	<b>1,86,78,539</b>	<b>1,86,83,232</b>	<b>1,65,35,200</b>	<b>1,22,26,310</b>	<b>1,14,53,21</b>
Share of Bengal	12,198	7,901	11,642	2,573	10,391	29,15,793	14,13,001	21,06,153	3,95,036	12,99,574
“ Bombay	90,304	71,157	61,033	47,135	60,142	1,89,62,296	1,45,67,235	1,25,76,216	80,04,328	39,08,72
“ Sind	170	1,266	623	35	34	33,212	2,74,538	1,37,941	5,150	4,25
“ Madras	18,539	40,992	33,115	41,279	33,407	39,28,529	52,97,770	66,76,749	71,80,727	47,56,881
<b>TOTAL</b>	<b>121,711</b>	<b>121,346</b>	<b>106,413</b>	<b>91,022</b>	<b>103,974</b>	<b>2,58,32,835</b>	<b>2,45,52,594</b>	<b>2,14,96,164</b>	<b>1,55,85,241</b>	<b>1,49,60,49</b>
<i>Copra or coconut kernel (II. K.)—</i>										
Aden and Dependencies	2	1	3	..	..	762	1,050	1,495	876	294
Bahrain Islands	6	14	9	5	3	3,430	3,830	4,215	1,955	1,265
Ceylon	3	..	..	..	..	1,500	..	..	200	500
Straits Settlements (including Labuan)	3	7	6	6	1	590	2,347	1,178	1,247	150
Other British Possessions	..	..	..	4	..	350	820	380	565	260
<b>TOTAL BRITISH EMPIRE</b>	<b>14</b>	<b>22</b>	<b>18</b>	<b>15</b>	<b>4</b>	<b>6,632</b>	<b>13,097</b>	<b>7,268</b>	<b>4,843</b>	<b>2,465</b>
Germany	192	1	..	..	..	65,640	578	..	..	..
Italy	100	..	..	..	..	21,000	..	..	..	..
Turkey, European	5	..	..	..	..	2,002	..	..	..	..
Muscat Territory and Trucial Oman	5	11	6	9	3	4,372	7,552	5,085	4,012	1,812
Other Native States in Arabia	3	4	5	4	..	2,049	2,900	2,620	3,192	455
Iraq	18	34	23	22	18	6,930	15,626	11,070	10,350	8,472
Persia	45	50	60	19	2	32,544	43,069	41,377	10,032	950
Other Foreign Countries	1	..	..	..	..	465	500	499	180	453
<b>TOTAL FOREIGN COUNTRIES</b>	<b>389</b>	<b>109</b>	<b>94</b>	<b>54</b>	<b>23</b>	<b>1,35,092</b>	<b>71,425</b>	<b>60,651</b>	<b>28,716</b>	<b>12,162</b>
Share of Bengal	..	1	..	..	..	..	618	..	126	500
“ Bombay	182	120	106	56	26	71,574	78,326	64,760	30,458	13,636
“ Sind	1	3	..	3	..	1,665	2,631	1,339	1,487	345
“ Madras	197	..	1	..	..	67,335	50	642	..	..
“ P. Durma	3	7	6	10	1	560	2,347	1,173	1,460	150
<b>TOTAL</b>	<b>388</b>	<b>131</b>	<b>112</b>	<b>69</b>	<b>27</b>	<b>1,41,634</b>	<b>84,522</b>	<b>67,919</b>	<b>33,550</b>	<b>14,627</b>

No. 14—continued

ARTICLES, AND COUNTRIES OF FINAL DESTINATION; ALSO SHARE OF EACH PROVINCE	QUANTITY					VALUE				
	1927-28	1928-29	1929-30	1930-31	1931-32	1927-28	1928-29	1929-30	1930-31	1931-32
<i>Seeds—continued</i>										
<i>Oil seeds—continued</i>										
<i>Non-essential—continued</i>										
Cotton (II. K)—										
	Tons	Tons	Tons	Tons	Tons	R	R	R	R	R
United Kingdom . . . . .	148,738	119,868	56,797	40,638	10,745	1,40,61,514	1,22,18,103	53,60,625	21,83,128	5,20,412
Aden and Dependencies . . . . .	1	12	27	5	8	120	2,860	6,095	1,040	1,342
Ceylon . . . . .	1,165	876	933	801	894	1,39,621	1,16,198	1,05,611	87,255	72,888
Other British Possessions . . . . .	1	..	1	..	..	286	9	158	10	..
<b>TOTAL BRITISH EMPIRE</b>	<b>149,900</b>	<b>120,756</b>	<b>57,758</b>	<b>41,344</b>	<b>11,647</b>	<b>1,42,01,441</b>	<b>1,23,37,230</b>	<b>54,81,490</b>	<b>22,71,483</b>	<b>5,94,142</b>
Germany . . . . .	..	..	35	..	..	..	7	2,791	1,650	..
France . . . . .	3,000	£ 1,360	..	..	..	2,02,500	1,35,890	..	..	2
Italy . . . . .	..	150	..	..	..	..	83,000	..	5	..
Greece . . . . .	10	300	..	..	..	925	30,005	..	..	..
Maskat Territory and Trucial Oman . . . . .	35	33	16	5	1	4,820	3,829	1,970	575	163
Persia . . . . .	7	14	9	1	7	690	1,571	990	137	832
Egypt . . . . .	..	8,700	..	..	..	..	7,18,745	..	..	..
Other Foreign Countries . . . . .	..	..	..	..	..	..	..	87	7	10
<b>TOTAL FOREIGN COUNTRIES</b>	<b>3,052</b>	<b>10,557</b>	<b>60</b>	<b>6</b>	<b>8</b>	<b>2,68,435</b>	<b>9,23,047</b>	<b>5,838</b>	<b>2,374</b>	<b>1,007</b>
<i>Share of Bengal . . . . .</i>	<i>34</i>	<i>1,500</i>	<i>200</i>	<i>..</i>	<i>..</i>	<i>2,075</i>	<i>1,20,000</i>	<i>12,000</i>	<i>1,650</i>	<i>..</i>
“ Bombay . . . . .	133,346	125,137	54,369	40,825	10,945	1,24,95,513	1,27,06,462	51,96,107	22,31,244	5,46,813
“ Sind . . . . .	18,927	4,187	2,044	6	1	19,21,329	3,87,978	2,12,066	711	163
“ Madras . . . . .	303	295	559	519	677	33,003	31,120	57,190	40,190	46,374
“ Burma . . . . .	342	193	108	..	32	17,956	14,723	9,965	12	1,200
<b>TOTAL</b>	<b>152,952</b>	<b>181,313</b>	<b>57,818</b>	<b>41,350</b>	<b>11,655</b>	<b>1,44,69,076</b>	<b>1,32,60,277</b>	<b>54,67,323</b>	<b>22,73,807</b>	<b>5,95,149</b>
<i>Groundnuts (II. K)—</i>	<i>Tons</i>	<i>Tons</i>	<i>Tons</i>	<i>Tons</i>	<i>Tons</i>					
United Kingdom . . . . .	25,414	47,952	53,240	47,159	77,933	68,38,948	1,20,81,207	1,24,36,847	71,52,358	1,14,71,356
Palestine . . . . .	47	45	41	52	90	13,430	10,890	12,407	15,181	20,619
Aden and Dependencies . . . . .	86	59	47	45	36	29,041	26,161	19,082	14,294	11,197
Bahrain Islands . . . . .	11	..	527	1	..	2,860	..	1,16,050	176	..
Ceylon . . . . .	451	335	453	486	523	86,804	64,250	79,401	62,612	46,438
Straits Settlements (includ- ing Labuan) . . . . .	..	11,080	551	2	193	..	31,05,352	1,24,306	630	13,972
Hongkong . . . . .	..	1,573	477	..	..	..	3,25,232	1,15,640	..	..
Natal . . . . .	150	400	850	900	1,400	35,249	89,375	1,71,125	88,625	2,06,575
Mauritius and Dependencies . . . . .	..	..	..	120	..	60	..	..	21,800	..
Seychelles . . . . .	7	7	12	8	6	3,495	1,804	3,519	2,465	1,665
British West India Islands . . . . .	..	..	..	..	18	15	..	..	..	3,093
Other British Possessions . . . . .	1	..	4	..	4	505	90	990	60	561
<b>TOTAL BRITISH EMPIRE</b>	<b>26,167</b>	<b>61,451</b>	<b>56,302</b>	<b>48,779</b>	<b>80,203</b>	<b>65,10,407</b>	<b>1,57,04,361</b>	<b>1,30,79,356</b>	<b>73,78,141</b>	<b>1,17,75,876</b>
Latvia . . . . .	..	404	..	..	..	..	1,49,000	..	..	..
Sweden . . . . .	..	..	2,002	2,000	4,712	..	..	4,69,900	2,34,950	3,96,875
Norway . . . . .	..	..	3,909	9,514	4,989	..	..	9,19,828	14,69,070	9,01,849
Denmark . . . . .	..	10	2,718	900	4,133	..	3,603	5,57,661	1,72,020	5,47,550
Germany . . . . .	218,330	241,228	210,068	110,797	121,751	5,57,09,883	5,91,46,170	4,79,54,798	2,00,51,555	1,76,00,394
Netherlands . . . . .	112,106	132,438	154,165	167,350	147,192	2,39,85,503	3,32,71,359	3,50,64,793	2,67,06,741	2,10,55,588
Belgium . . . . .	14,948	9,471	8,108	2,229	4,457	38,51,112	22,78,326	18,45,315	3,86,799	6,89,479
France . . . . .	151,199	216,150	210,866	172,232	223,241	3,32,33,166	5,25,72,047	4,35,08,811	2,87,38,440	3,53,42,651
Spain . . . . .	6,976	695	100	550	100	17,48,680	1,69,478	22,500	79,249	13,000
Italy . . . . .	80,075	121,267	54,708	76,075	80,344	2,03,92,763	2,01,84,593	1,23,23,070	1,13,02,785	1,23,52,823
Fiume . . . . .	..	..	1,001	..	..	..	..	2,09,550	..	..
Austria . . . . .	1,012	1,700	1,363	26	22	2,60,410	4,06,500	3,18,233	6,570	3,139
Greece . . . . .	..	..	15	10	35	..	..	2,620	1,087	9,920
Turkey, European . . . . .	66	57	30	..	..	24,908	18,070	10,209	..	..
Turkey, Asiatic . . . . .	4	..	..	..	7	1,454	..	..	..	1,905
Syria . . . . .	173	254	120	142	95	58,574	92,081	47,799	48,233	27,732
Smyrna . . . . .	..	1,004	2,000	..	..	..	2,29,433	4,46,850	..	..
Maskat Territory and Trucial Oman . . . . .	32	26	53	25	5	8,587	6,248	7,507	5,176	1,050
Other Native States in Arabia . . . . .	49	31	23	21	40	10,071	11,308	7,463	6,439	10,091
Iraq . . . . .	27	76	60	44	40	8,210	24,005	15,952	10,227	10,105

GENERAL EXPORTS

( 780 )

INDIAN MERCHANDISE

No. 14—continued

ARTICLES, AND COUNTRIES OF FINAL DESTINATION; ALSO SHARE OF EACH PROVINCE	QUANTITY					VALUE				
	1927-28	1928-29	1929-30	1930-31	1931-32	1927-28	1928-29	1929-30	1930-31	1931-32
<b>Seeds—continued</b>						R	R	R	R	R
<b>Oil seeds—continued</b>										
<b>Non-essential—continued</b>										
<b>Groundnuts (II. K)—continued</b>	Tons	Tons	Tons	Tons	Tons					
Persia . . . . .	23	10	27	10	1	6,279	8,852	5,797	2,172	260
China (exclusive of Hongkong and Macao) . . . . .	..	200	..	..	..	..	16,878	..	..	..
Egypt . . . . .	2,171	121	6,466	76	592	5,14,200	41,844	20,44,078	20,105	1,24,927
Tripoli . . . . .	..	..	..	..	10	..	..	..	..	2,485
Italian East Africa (Somaliland and Eritrea) . . . . .	..	2	2	..	..	151	1,088	587	101	26
United States of America— Via Atlantic Coast . . . . .	..	1,652	4	1	..	15	8,22,977	900	850	25
Argentine Republic (including the Atlantic Coast of Patagonia) . . . . .	..	100	101	522	..	..	30,528	25,440	72,560	..
Other Foreign Countries . . . . .	2	4	2	1	4	744	1,308	815	360	752
<b>TOTAL FOREIGN COUNTRIES</b>	<b>587,103</b>	<b>726,956</b>	<b>657,955</b>	<b>652,425</b>	<b>591,770</b>	<b>14,98,37,710</b>	<b>17,79,80,781</b>	<b>15,08,06,682</b>	<b>8,98,10,559</b>	<b>8,95,92,706</b>
<b>Share of Bengal . . . . .</b>	..	..	..	20	3	15	32	..	2,810	421
“ Bombay . . . . .	141,714	202,864	131,006	143,367	176,024	3,51,61,583	5,06,22,385	3,99,47,649	2,31,53,059	2,98,87,273
“ Sind . . . . .	30	104	112	113	8	5,612	22,497	27,394	20,973	1,787
“ Madras . . . . .	471,616	584,241	552,963	457,204	495,911	12,11,80,907	14,28,51,987	13,33,97,175	7,35,01,828	7,14,74,594
“ Burma . . . . .	..	1,198	77	..	27	..	1,37,741	13,520	30	4,507
<b>TOTAL</b>	<b>613,360</b>	<b>788,407</b>	<b>714,157</b>	<b>601,204</b>	<b>671,973</b>	<b>15,68,48,117</b>	<b>19,86,85,142</b>	<b>16,38,86,088</b>	<b>9,66,78,700</b>	<b>10,18,68,582</b>
<b>Linseed (II. K) —</b>	Tons	Tons	Tons	Tons	Tons					
United Kingdom . . . . .	57,451	18,072	79,536	57,605	14,133	1,12,17,944	37,22,895	1,80,94,269	1,24,08,582	16,46,682
Aden and Dependencies . . . . .	..	400	..	..	..	..	89,000	..	..	40
Ceylon . . . . .	20	15	18	8	6	5,850	4,130	3,870	2,370	1,292
Straits Settlements (including Labuan) . . . . .	2	4	4	..	4	895	1,440	1,137	290	384
Hongkong . . . . .	..	4	1	1	4	..	1,060	476	420	456
Natal . . . . .	4	..	5	1	..	989	..	1,181	325	..
Mauritius and Dependencies . . . . .	6	9	9	7	12	2,589	4,018	3,169	2,590	4,125
Western Australia . . . . .	21	15	17	4	2	4,382	3,305	3,592	896	253
South Australia (including Northern Territory) . . . . .	1,173	2,207	2,017	650	1,300	2,44,252	4,67,627	4,57,712	85,674	1,50,816
Victoria . . . . .	3,200	3,808	3,368	1,250	1,600	6,38,500	7,48,420	7,73,718	2,14,570	1,81,936
New South Wales . . . . .	15,238	15,646	17,363	9,066	7,136	30,80,540	32,95,970	40,09,670	18,90,196	8,22,988
Queensland . . . . .	5	15	10	..	..	1,021	3,220	2,160	..	..
<b>Australian Commonwealth (Total)</b>	<b>19,637</b>	<b>21,551</b>	<b>22,775</b>	<b>10,970</b>	<b>10,038</b>	<b>39,13,695</b>	<b>45,73,542</b>	<b>52,46,852</b>	<b>21,91,336</b>	<b>11,55,493</b>
New Zealand (including Nauru and Br. Samoa) . . . . .	..	1,000	..	100	..	..	1,97,678	..	23,179	..
Fiji Islands . . . . .	..	..	..	..	200	..	..	..	..	21,840
Other British Possessions . . . . .	..	6	..	..	1	305	902	136	80	172
<b>TOTAL BRITISH EMPIRE</b>	<b>77,129</b>	<b>41,061</b>	<b>102,348</b>	<b>68,692</b>	<b>24,398</b>	<b>1,51,42,117</b>	<b>85,34,750</b>	<b>2,33,51,140</b>	<b>1,46,29,172</b>	<b>28,80,978</b>
Germany . . . . .	17,541	6,205	10,474	10,649	9,844	36,26,674	13,50,741	24,27,546	28,33,380	13,64,148
Netherlands . . . . .	4,800	445	7,054	22,799	400	9,69,060	81,334	18,18,831	52,00,730	45,017
Belgium . . . . .	5,900	1,595	12,885	18,223	760	12,04,076	3,24,022	33,40,185	28,63,229	90,594
France . . . . .	60,890	67,036	50,711	24,980	44,213	1,22,86,098	98,79,699	1,18,93,578	52,68,997	55,21,450
Spain . . . . .	3,825	7,425	7,025	8,645	3,849	8,13,654	15,72,740	17,08,235	17,64,435	5,33,677
Italy . . . . .	40,664	27,773	23,429	32,929	14,619	88,22,259	50,79,309	66,33,441	72,64,153	23,76,057
Bulgaria . . . . .	..	..	..	100	..	..	..	..	17,723	..
Greece . . . . .	2,599	2,700	3,505	2,975	3,100	5,19,000	5,56,263	6,98,489	5,56,077	3,42,081
Persia . . . . .	5	6	..	2	..	1,850	1,690	..	732	..
Japan . . . . .	7,789	19,683	10,240	2,854	6,259	15,80,507	41,32,812	22,69,135	5,98,282	7,46,002
Egypt . . . . .	1,285	2,727	13,478	68,945	12,788	2,28,309	5,97,540	30,32,424	1,35,99,164	14,53,745
Portuguese East Africa . . . . .	89	86	62	6	3	17,957	18,218	12,993	620	573
United States of America— Via Atlantic Coast . . . . .	..	..	2,000	..	..	..	..	5,05,272	..	..
“ Pacific ” . . . . .	..	..	..	..	50	..	..	..	..	6,060
Other Foreign Countries . . . . .	..	1	1	..	..	306	770	470	80	36
<b>TOTAL FOREIGN COUNTRIES</b>	<b>145,837</b>	<b>115,682</b>	<b>145,814</b>	<b>188,107</b>	<b>95,885</b>	<b>3,00,69,249</b>	<b>2,45,35,074</b>	<b>3,38,85,649</b>	<b>3,94,77,607</b>	<b>1,24,80,340</b>

ARTICLES, AND COUNTRIES OF FINAL DESTINATION; ALSO SHARE OF EACH PROVINCE	QUANTITY					VALUE				
	1927-28	1928-29	1929-30	1930-31	1931-32	1927-28	1928-29	1929-30	1930-31	1931-32
	Tons	Tons	Tons	Tons	Tons	R	R	R	R	R
<i>Seeds—continued</i>										
<i>Oil seeds—continued</i>										
<i>Non-essential—continued</i>										
<i>Linseed (L. K.)—continued</i>										
Share of Bengal . . . . .	133,795	77,002	168,427	153,898	75,530	2,62,20,202	1,56,79,421	3,72,76,331	3,12,35,290	85,68,073
"  Bombay . . . . .	88,712	79,741	79,735	102,901	44,703	1,39,91,144	1,73,90,403	1,99,59,629	2,23,71,489	67,43,245
"  Madras . . . . .	..	..	..	..	..	20	..	160	..	..
"  Burmah . . . . .	..	..	..	..	..	..	..	189	..	..
<b>TOTAL</b> . . . . .	<b>222,507</b>	<b>156,743</b>	<b>248,162</b>	<b>256,799</b>	<b>120,233</b>	<b>4,52,11,386</b>	<b>3,30,69,824</b>	<b>5,72,36,789</b>	<b>5,41,06,779</b>	<b>1,53,11,318</b>
<b>MOWA or Mowra (L. K.)—</b>	<b>Tons</b>	<b>Tons</b>	<b>Tons</b>	<b>Tons</b>	<b>Tons</b>					
United Kingdom . . . . .	400	150	..	100	..	61,375	24,035	..	10,014	..
Zanzibar and Pemba . . . . .	..	6	..	..	..	..	1,332	..	..	..
Other British Possessions . . . . .	..	..	2	..	..	15	..	675	..	..
<b>TOTAL BRITISH EMPIRE</b> . . . . .	<b>400</b>	<b>156</b>	<b>2</b>	<b>100</b>	<b>..</b>	<b>61,390</b>	<b>25,367</b>	<b>675</b>	<b>10,014</b>	<b>..</b>
Netherlands . . . . .	..	450	100	200	..	..	69,562	15,750	20,000	..
Belgium . . . . .	3,680	4,145	300	1,130	..	5,49,079	6,49,666	46,625	1,19,795	..
France . . . . .	450	2,230	..	..	..	68,875	3,55,684	..	..	..
Native States in Arabia other than Maskat Terri- tory and Trucial Oman . . . . .	10	1	..	..	..	2,000	300	..	..	..
Other Foreign Countries . . . . .	..	..	..	..	..	..	..	50	..	..
<b>TOTAL FOREIGN COUNTRIES</b> . . . . .	<b>4,090</b>	<b>6,828</b>	<b>400</b>	<b>1,330</b>	<b>..</b>	<b>6,19,954</b>	<b>10,75,212</b>	<b>62,425</b>	<b>1,39,795</b>	<b>..</b>
Share of Bengal . . . . .	..	..	..	..	..	15	..	..	..	..
"  Bombay . . . . .	4,490	6,982	402	1,225	..	6,81,329	11,00,579	63,100	1,26,089	..
"  Madras . . . . .	..	..	..	205	..	..	..	..	23,720	..
<b>TOTAL</b> . . . . .	<b>4,490</b>	<b>6,982</b>	<b>402</b>	<b>1,430</b>	<b>..</b>	<b>6,81,344</b>	<b>11,00,579</b>	<b>63,100</b>	<b>1,49,809</b>	<b>..</b>
<b>Mustard (L. K.)—</b>	<b>Tons</b>	<b>Tons</b>	<b>Tons</b>	<b>Tons</b>	<b>Tons</b>					
United Kingdom . . . . .	..	..	..	30	10	..	405	..	8,759	2,643
Ceylon . . . . .	16	8	12	92	100	5,148	3,230	4,371	19,357	15,039
Straits Settlements (includ- ing Labuan) . . . . .	76	76	68	59	20	24,512	30,127	29,209	19,304	9,869
Federated Malay States . . . . .	11	8	14	17	13	3,028	1,710	3,496	2,932	1,893
Hongkong . . . . .	..	14	3	7	..	..	4,690	1,000	1,285	..
Natal . . . . .	1	14	3	6	7	1,504	7,015	2,130	3,620	2,801
Zanzibar and Pemba . . . . .	..	1	2	1	2	1,065	830	830	1,110	1,005
Kenya Colony . . . . .	9	9	5	7	10	3,850	4,100	3,527	3,545	2,680
Tanganyika Territory . . . . .	1	2	2	..	3	1,265	1,070	1,065	1,102	1,325
Mauritius and Dependencies . . . . .	33	19	24	27	22	14,217	7,468	7,852	9,397	3,186
Canada— <i>Via Atlantic Coast</i> . . . . .	..	..	..	15	..	..	..	..	3,325	..
British West India Islands . . . . .	6	1	3	6	9	1,406	470	1,129	1,389	1,604
British Guiana . . . . .	6	1	3	3	3	1,780	594	821	1,039	803
Other British Possessions . . . . .	..	1	..	..	..	580	734	610	672	270
<b>TOTAL BRITISH EMPIRE</b> . . . . .	<b>159</b>	<b>154</b>	<b>139</b>	<b>270</b>	<b>208</b>	<b>57,855</b>	<b>62,493</b>	<b>56,090</b>	<b>77,286</b>	<b>48,159</b>
Germany . . . . .	75	621	308	246	305	23,151	1,78,437	87,453	62,565	67,598
Netherlands . . . . .	55	271	118	84	164	16,012	79,359	85,234	19,764	33,378
Belgium . . . . .	299	874	234	369	521	89,237	1,98,837	68,161	91,203	97,107
France . . . . .	1,461	2,373	1,539	1,466	1,528	4,26,504	6,68,813	4,58,236	3,30,564	3,48,310
Spain . . . . .	..	..	220	..	..	..	..	48,500	..	..
Italy . . . . .	..	39	6	..	..	..	9,810	1,460	..	..
Native States in Arabia other than Maskat Terri- tory and Trucial Oman . . . . .	..	..	4	..	..	30	23	1,000	..	..
Japan . . . . .	..	68	..	..	..	..	16,397	4	2	31
Egypt . . . . .	..	..	30	..	..	..	..	9,375	..	..
United States of America— <i>Via Atlantic Coast</i> . . . . .	..	55	..	100	72	..	22,130	..	16,500	10,729
Other Foreign Countries . . . . .	3	2	2	..	3	1,644	1,430	1,953	589	1,363
<b>TOTAL FOREIGN COUNTRIES</b> . . . . .	<b>1,893</b>	<b>4,306</b>	<b>2,461</b>	<b>2,265</b>	<b>2,504</b>	<b>5,56,578</b>	<b>11,76,236</b>	<b>7,06,370</b>	<b>5,71,187</b>	<b>5,59,516</b>
Share of Bengal . . . . .	282	414	142	89	69	62,673	1,09,623	36,189	13,355	9,353
"  Bombay . . . . .	1,746	3,936	2,357	2,142	2,231	5,45,335	1,97,033	7,03,760	4,75,157	5,30,949
"  Sind . . . . .	17	107	99	144	414	3,476	20,353	21,748	21,405	52,732
"  Madras . . . . .	7	3	2	160	98	1,950	760	755	33,554	14,619
"  Burmah . . . . .	..	..	..	..	..	..	..	6	2	16
<b>TOTAL</b> . . . . .	<b>2,032</b>	<b>4,460</b>	<b>2,600</b>	<b>2,535</b>	<b>2,802</b>	<b>6,14,433</b>	<b>12,37,779</b>	<b>7,62,466</b>	<b>6,43,473</b>	<b>6,07,609</b>

GENERAL EXPORTS

INDIAN MERCHANDISE

( 782 )

No. 14—continued

ARTICLES, AND COUNTRIES OF FINAL DESTINATION; ALSO SHARE OF EACH PROVINCE	QUANTITY					VALUE				
	1927-28	1928-29	1929-30	1930-31	1931-32	1927-28	1928-29	1929-30	1930-31	1931-32
	Tons	Tons	Tons	Tons	Tons	R	R	R	R	R
<b>Seeds—continued</b>										
<b>Oil seeds—continued</b>										
<b>Non-essential—continued</b>										
<b>Niger (I. K.)—</b>										
United Kingdom . . . . .	338	214	239	471	336	79,954	59,775	47,498	74,943	42,03
Ceylon . . . . .	..	..	4	..	..	..	..	1,000	..	..
<b>Canada—</b>										
Via Atlantic Coast . . . . .	15	15	..	30	..	3,300	2,850	..	4,350	..
Other British Possessions . . . . .	..	2	1	1	2	100	501	450	470	490
<b>TOTAL BRITISH EMPIRE</b>	<b>353</b>	<b>231</b>	<b>244</b>	<b>502</b>	<b>338</b>	<b>83,354</b>	<b>54,126</b>	<b>48,948</b>	<b>79,763</b>	<b>42,572</b>
<b>Germany . . . . .</b>	<b>587</b>	<b>1,106</b>	<b>1,237</b>	<b>897</b>	<b>831</b>	<b>1,27,221</b>	<b>2,35,488</b>	<b>2,38,737</b>	<b>1,31,791</b>	<b>90,027</b>
Netherlands . . . . .	149	49	111	193	178	34,693	13,298	22,475	25,002	23,485
Belgium . . . . .	100	185	304	347	154	20,720	39,083	69,528	53,094	21,743
France . . . . .	155	1,230	1,508	..	5	33,479	2,40,058	2,89,764	..	658
Spain . . . . .	151	330	310	..	..	37,047	55,350	62,740	..	..
Italy . . . . .	6	..	75	100	..	1,259	..	14,000	25,000	..
Greece . . . . .	210	300	..	..	..	40,075	56,500	..	..	..
<b>United States of America—</b>										
Via Atlantic Coast . . . . .	21	33	63	8	42	6,000	31,129	16,245	1,782	7,022
Other Foreign Countries . . . . .	..	..	..	..	..	..	1	40	225	..
<b>TOTAL FOREIGN COUNTRIES</b>	<b>1,378</b>	<b>3,217</b>	<b>3,703</b>	<b>1,551</b>	<b>1,210</b>	<b>3,01,701</b>	<b>6,71,407</b>	<b>7,13,527</b>	<b>2,36,894</b>	<b>1,50,885</b>
<b>Share of Bengal . . . . .</b>	<b>..</b>	<b>1</b>	<b>..</b>	<b>..</b>	<b>..</b>	<b>..</b>	<b>280</b>	<b>..</b>	<b>180</b>	<b>80</b>
" Bombay . . . . .	1,254	2,668	1,159	639	348	2,86,371	5,53,453	2,30,356	1,02,606	54,362
" Madras . . . . .	477	379	2,788	1,514	1,200	93,684	1,71,300	5,32,119	2,06,371	1,39,015
<b>TOTAL</b>	<b>1,781</b>	<b>3,448</b>	<b>3,947</b>	<b>2,053</b>	<b>1,548</b>	<b>3,85,055</b>	<b>7,25,533</b>	<b>7,42,475</b>	<b>2,16,657</b>	<b>1,93,457</b>
<b>Poppy (I. K.)—</b>										
United Kingdom . . . . .	25	5	12	..	..	9,000	1,272	3,750	25	..
Aden and Dependencies . . . . .	1	8	..	2	8	305	2,620	605	1,090	1,865
Ceylon . . . . .	23	30	26	20	18	8,656	12,530	10,570	8,915	6,836
Straits Settlements (including Labuan) . . . . .	90	79	71	80	68	35,111	31,227	29,417	33,895	23,114
Federated Malay States . . . . .	2	..	..	2	2	1,253	938	546	833	784
Hongkong . . . . .	..	6	..	..	..	55	1,586	..	45	32
Natal . . . . .	2	4	1	2	5	1,085	1,790	1,738	2,008	1,333
Mauritius and Dependencies . . . . .	3	2	3	1	1	1,935	1,465	1,364	632	530
Other British Possessions . . . . .	1	2	..	..	1	320	1,638	1,550	1,325	903
<b>TOTAL BRITISH EMPIRE</b>	<b>147</b>	<b>145</b>	<b>113</b>	<b>107</b>	<b>103</b>	<b>59,324</b>	<b>55,066</b>	<b>49,540</b>	<b>48,736</b>	<b>35,397</b>
Sweden . . . . .	..	..	..	5	..	..	..	..	1,250	..
Denmark . . . . .	63	15	..	7	..	21,541	5,250	..	1,040	..
Germany . . . . .	401	200	28	189	1	1,39,422	34,265	9,587	55,167	270
Netherlands . . . . .	900	..	33	..	1	3,12,025	..	11,192	..	270
Belgium . . . . .	15	..	..	..	..	5,175	..	..	..	..
France . . . . .	650	300	..	200	104	2,27,366	1,06,250	..	55,000	16,575
Italy . . . . .	50	..	..	2	..	10,750	..	..	506	..
Mascat Territory and Trucial Oman . . . . .	36	..	..	..	..	11,015	..	..	95	72
Java . . . . .	..	1	1	..	1	105	784	410	150	335
<b>United States of America—</b>										
Via Atlantic Coast . . . . .	20	19	..	42	16	3,852	5,764	..	10,213	2,925
Other Foreign Countries . . . . .	1	1	..	..	2	913	1,073	396	282	671
<b>TOTAL FOREIGN COUNTRIES</b>	<b>2,136</b>	<b>436</b>	<b>62</b>	<b>445</b>	<b>125</b>	<b>7,37,324</b>	<b>1,53,386</b>	<b>21,535</b>	<b>1,24,003</b>	<b>21,113</b>
<b>Share of Bengal . . . . .</b>	<b>45</b>	<b>35</b>	<b>29</b>	<b>25</b>	<b>15</b>	<b>13,308</b>	<b>13,349</b>	<b>13,565</b>	<b>9,034</b>	<b>3,991</b>
" Bombay . . . . .	2,938	546	146	455	213	7,78,340	1,94,533	57,190	1,41,966	52,509
" Sind . . . . .	..	..	..	72	..	..	20	..	21,689	15
" Madras . . . . .	..	..	..	..	..	..	..	20	..	..
<b>TOTAL</b>	<b>2,283</b>	<b>581</b>	<b>175</b>	<b>552</b>	<b>228</b>	<b>7,97,148</b>	<b>2,08,452</b>	<b>71,075</b>	<b>1,73,339</b>	<b>56,515</b>



No. 14—continued

ARTICLES, AND COUNTRIES OF FINAL DESTINATION; ALSO SHARE OF EACH PROVINCE	QUANTITY					VALUE				
	1927-28	1928-29	1929-30	1930-31	1931-32	1927-28	1928-29	1929-30	1930-31	1931-32
	Tons	Tons	Tons	Tons	Tons	R	R	R	R	R
<b>Seeds—continued</b>										
<b>Oil seeds—continued</b>										
<b>Non-essential—continued</b>										
<b>Rape (H. K.)—</b>										
United Kingdom . . . . .	12,266	28,722	7,840	10,623	14,443	20,50,693	61,83,743	16,25,409	14,85,818	19,02,270
Aden and Dependencies . . . . .	..	..	..	10	14	..	..	..	2,604	2,300
Ceylon . . . . .	367	293	237	172	362	1,15,440	86,015	69,726	59,150	1,15,380
Straits Settlements (including Labuan) . . . . .	110	93	85	118	105	37,590	33,419	29,318	43,874	36,020
Hongkong . . . . .	4	4	4	..	..	918	780	1,324	..	..
Natal . . . . .	27	9	22	6	11	15,936	5,175	10,408	3,924	4,241
Mauritius and Dependencies . . . . .	4	12	11	7	8	1,710	4,190	4,460	2,470	2,955
Canada—										
<i>Via</i> Atlantic Coast . . . . .	..	..	15	..	..	..	..	3,900	..	..
Western Australia . . . . .	..	1	1	..	2	..	376	401	..	388
South Australia (including Northern Territory) . . . . .	1	1	..	..	..	273	406	..	..	..
Victoria . . . . .	..	3	2	..	60	..	2,153	676	..	8,552
New South Wales . . . . .	..	5	5	..	5	..	1,381	1,351	..	776
Queensland . . . . .	..	..	1	..	2	..	..	274	..	388
Australian Commonwealth (Total) . . . . .	1	16	9	..	69	273	4,316	2,702	..	10,104
Other British Possessions . . . . .	..	2	..	..	..	330	681	670	105	162
<b>TOTAL BRITISH EMPIRE</b>	<b>12,779</b>	<b>29,155</b>	<b>8,223</b>	<b>10,936</b>	<b>15,012</b>	<b>28,22,739</b>	<b>63,23,272</b>	<b>17,48,309</b>	<b>15,07,915</b>	<b>20,75,032</b>
Sweden . . . . .	..	..	300	..	..	..	..	48,000	..	..
Norway . . . . .	150	316	600	1,000	800	29,652	65,221	1,36,000	1,88,000	1,04,000
Germany . . . . .	9,304	9,470	6,329	2,325	4,026	21,33,805	19,55,852	12,93,335	3,99,158	5,25,134
Netherlands . . . . .	8,074	11,853	15,507	3,325	8,752	19,68,104	25,75,783	32,52,979	6,24,540	11,32,027
Belgium . . . . .	1,750	1,900	2,701	1,825	1,250	3,96,000	4,11,494	5,03,523	3,00,205	1,65,220
France . . . . .	10,246	11,026	9,764	10,642	5,613	23,02,777	23,62,970	19,86,061	17,40,189	7,21,600
Spain . . . . .	1,200	585	100	260	100	2,91,550	1,23,125	18,000	33,800	11,000
Italy . . . . .	23,650	12,796	725	1,700	18,038	46,21,585	27,60,168	1,25,548	2,64,000	25,64,023
Greece . . . . .	5	200	..	..	..	1,850	46,000	..	..	..
Japan . . . . .	700	100	..	..	100	1,61,136	23,525	..	..	14,110
United States of America—										
<i>Via</i> Atlantic Coast . . . . .	..	95	160	325	176	..	20,750	35,824	92,750	24,247
Other Foreign Countries . . . . .	1	..	1	5	1	385	490	390	1,008	240
<b>TOTAL FOREIGN COUNTRIES</b>	<b>53,430</b>	<b>48,341</b>	<b>36,087</b>	<b>21,907</b>	<b>33,856</b>	<b>1,19,06,644</b>	<b>1,08,49,378</b>	<b>74,59,659</b>	<b>36,18,738</b>	<b>52,61,666</b>
<i>Share of Bengal</i> . . . . .	2,543	760	13	60	171	5,33,538	1,69,352	4,026	9,709	23,392
<i>Bombay</i> . . . . .	3,657	3,166	1,397	332	855	3,36,639	18,64,651	4,63,455	2,10,217	3,17,900
<i>Sind</i> . . . . .	66,054	570	42,400	31,951	52,797	1,32,59,256	1,46,48,617	37,40,487	49,98,757	70,90,198
<i>Madras</i> . . . . .	..	..	..	..	35	..	..	..	..	4,710
<b>TOTAL</b>	<b>66,259</b>	<b>77,496</b>	<b>44,310</b>	<b>32,843</b>	<b>53,868</b>	<b>1,47,29,433</b>	<b>1,66,72,650</b>	<b>92,07,968</b>	<b>52,16,683</b>	<b>73,36,698</b>
<b>Sesamum (oil or jinjil) (H. K.)—</b>										
United Kingdom . . . . .	272	6,478	3,453	..	..	65,078	15,85,928	8,04,922	..	..
Palestine . . . . .	..	248	10	..	..	..	33,304	4,140	..	..
Aden and Dependencies . . . . .	523	1,318	251	250	218	2,21,931	5,02,047	99,624	84,788	59,298
Bahrain Islands . . . . .	19	124	22	9	11	5,095	33,776	5,541	2,133	2,860
Ceylon . . . . .	1,032	1,121	516	133	317	5,63,155	2,97,679	1,43,292	27,122	78,531
Straits Settlements (including Labuan) . . . . .	32	4	1	6	339	9,113	1,600	530	2,000	71,701
Hongkong . . . . .	..	..	..	..	126	..	..	..	..	25,578
Natal . . . . .	9	7	6	5	..	3,285	3,360	2,119	2,355	325
Zanzibar and Pemba . . . . .	15	..	..	..	..	4,500	..	..	..	..
Kenya Colony . . . . .	..	5	..	..	..	470	1,755	225	202	..
Other British Possessions . . . . .	1	..	..	1	..	310	85	195	210	..
<b>TOTAL BRITISH EMPIRE</b>	<b>2,808</b>	<b>9,800</b>	<b>4,259</b>	<b>404</b>	<b>1,011</b>	<b>8,77,967</b>	<b>25,69,624</b>	<b>10,65,638</b>	<b>1,18,815</b>	<b>2,38,323</b>
Germany . . . . .	3	209	411	..	900	815	58,320	1,00,302	..	1,53,990
Netherlands . . . . .	1,956	3,650	2,850	..	775	5,44,342	9,54,934	6,54,807	..	1,20,985
Belgium . . . . .	75	349	..	..	400	44,625	99,120	..	..	64,984
France . . . . .	2,744	3,086	535	..	90	6,99,642	8,40,600	1,19,525	..	13,500
Spain . . . . .	..	100	100	..	..	..	24,750	21,000	..	..

GENERAL EXPORTS

( 784 )

INDIAN MERCHANDISE

No. 14—continued

ARTICLES, AND COUNTRIES OF FINAL DESTINATION; ALSO SHARE OF EACH PROVINCE	QUANTITY					VALUE				
	1927-28	1928-29	1929-30	1930-31	1931-32	1927-28	1928-29	1929-30	1930-31	1931-32
	Tons	Tons	Tons	Tons	Tons	R	R	R	R	R
<b>Seeds—continued</b>										
<b>Oil seeds—continued</b>										
<b>Non-essential—continued</b>										
Sesamum (til or jinjil) (II. K) —continued										
Italy . . . . .	1,200	9,480	1,700	12	3,401	3,16,875	24,25,544	4,23,062	1,875	0,19,21
Flame . . . . .	..	1,100	..	..	..	..	2,62,437	..	..	..
Bulgaria . . . . .	10	70	15	..	..	3,072	17,700	3,450	..	..
Roumania . . . . .	92	..	15	..	..	33,648	..	3,450	..	..
Greece . . . . .	92	105	15	..	..	23,842	25,200	3,450	..	..
Turkey, European . . . . .	..	46	218	..	..	..	24,610	85,160	..	..
Syria . . . . .	..	56	..	..	5	..	19,409	..	..	1,461
Mascat Territory and Tru- cial Oman . . . . .	6	16	52	5	11	2,522	3,788	15,734	1,330	2,461
Other Native States in Arabia . . . . .	886	991	545	548	729	3,06,205	2,94,835	1,94,634	1,97,102	2,12,402
Persia . . . . .	10	13	22	16	..	2,975	3,179	5,943	3,282	..
Japan . . . . .	..	2	..	..	117	..	500	..	..	20,520
Egypt . . . . .	876	902	57	131	160	3,28,225	3,10,707	21,900	26,000	44,330
Italian East Africa (Somal- land and Eritrea) . . . . .	..	8	..	..	..	..	3,000	..	..	..
United States of America— Via Atlantic Coast . . . . .	210	1,000	..	..	1,127	46,800	2,49,987	..	..	1,56,904
" Pacific " . . . . .	..	..	..	..	3,595	..	..	..	..	6,60,287
Other Foreign Countries . . . . .	..	..	..	..	1	..	1	180	75	355
<b>TOTAL FOREIGN COUNTRIES</b>	<b>8,260</b>	<b>21,183</b>	<b>6,580</b>	<b>712</b>	<b>11,311</b>	<b>23,58,588</b>	<b>58,08,601</b>	<b>16,52,657</b>	<b>2,29,664</b>	<b>20,71,390</b>
Share of Bengal . . . . .	..	49	1	2	600	20	6,175	625	870	98,214
" Bombay . . . . .	9,587	29,137	10,407	908	11,138	27,78,339	78,15,882	36,33,109	3,06,285	20,91,558
" Sind . . . . .	793	1,091	275	118	514	2,67,021	3,05,723	71,167	25,297	1,07,723
" Madras . . . . .	652	206	106	84	10	1,92,277	51,945	23,394	15,347	1,845
" Burma . . . . .	16	..	..	4	60	3,398	..	..	630	10,365
<b>TOTAL</b>	<b>11,068</b>	<b>30,493</b>	<b>10,739</b>	<b>1,116</b>	<b>12,322</b>	<b>32,31,555</b>	<b>81,78,225</b>	<b>27,18,295</b>	<b>8,48,479</b>	<b>23,00,703</b>
<b>Tea (II. K)—</b>										
Straits Settlements (includ- ing Labuan) . . . . .	22	1	13	16	10	40,925	5,450	33,200	48,560	27,362
Federated Malay States . . . . .	..	2	17	7	8	2,592	7,060	33,900	28,800	10,473
Kenya Colony . . . . .	40	57	53	17	15	1,31,507	2,34,682	2,75,273	99,962	77,607
Tanganyika Territory . . . . .	..	2	4	4	2	65	4,100	13,800	24,112	11,453
Other British Possessions . . . . .	..	..	..	..	..	..	300	..	..	1,030
<b>TOTAL BRITISH EMPIRE</b>	<b>62</b>	<b>62</b>	<b>87</b>	<b>44</b>	<b>31</b>	<b>1,75,179</b>	<b>2,51,642</b>	<b>3,61,173</b>	<b>1,91,434</b>	<b>1,27,985</b>
Russia—										
Southern Russia . . . . .	..	..	..	2	148	..	..	..	3,000	1,61,155
Pacific Ports (in Asia) . . . . .	..	..	..	..	68	..	..	..	..	68,250
Georgia . . . . .	26	94	123	395	178	50,037	1,44,880	1,82,525	5,38,825	1,96,620
Sumatra . . . . .	174	136	74	74	13	3,36,355	2,82,528	1,80,900	1,49,292	32,854
Java . . . . .	63	25	61	20	27	1,78,118	90,207	1,71,535	43,458	59,481
Indo-China (including Cochin-China, Cambodia, Annam, Tonkin and French leased territories in China) . . . . .	7	5	16	2	1	24,000	10,000	33,643	3,200	4,775
Formosa . . . . .	..	..	1	..	..	..	1,460	1,790	..	..
Egypt . . . . .	..	..	25	106	169	..	..	33,075	1,59,837	1,76,075
Portuguese East Africa . . . . .	19	17	9	10	6	39,575	48,200	46,200	30,050	16,100
Other Foreign Countries . . . . .	..	..	..	..	..	1,000	495	..	1,250	333
<b>TOTAL FOREIGN COUNTRIES</b>	<b>2392</b>	<b>277</b>	<b>309</b>	<b>609</b>	<b>600</b>	<b>6,29,085</b>	<b>5,77,770</b>	<b>6,52,668</b>	<b>9,29,962</b>	<b>7,10,658</b>
Share of Bengal . . . . .	308	277	335	627	609	6,64,760	5,79,345	7,11,518	9,78,422	7,36,240
" Bombay . . . . .	43	62	58	21	13	1,37,512	2,47,982	2,95,023	1,30,699	88,833
" Madras . . . . .	..	..	3	6	4	1,992	1,485	7,300	16,275	12,520
<b>TOTAL</b>	<b>351</b>	<b>339</b>	<b>398</b>	<b>653</b>	<b>631</b>	<b>8,04,264</b>	<b>8,29,312</b>	<b>10,13,841</b>	<b>11,20,396</b>	<b>8,38,643</b>
<b>Other sorts (II. K)—</b>										
United Kingdom . . . . .	1,619	205	350	168	190	2,34,408	26,406	46,813	21,439	20,985
Aden and Dependencies . . . . .	..	1	2	2	2	..	805	920	1,410	1,095
Ceylon . . . . .	17	2	8	1	8	3,439	780	2,703	1,144	1,895
Straits Settlements (includ- ing Labuan) . . . . .	23	47	4	..	1	6,805	7,749	1,821	594	916
Other British Possession . . . . .	5	..	..	..	1	2,033	494	375	767	320
<b>TOTAL BRITISH EMPIRE</b>	<b>1,669</b>	<b>255</b>	<b>364</b>	<b>171</b>	<b>202</b>	<b>2,51,785</b>	<b>36,234</b>	<b>52,687</b>	<b>25,384</b>	<b>25,211</b>
Germany . . . . .	1	6	25	18	..	210	791	3,352	16,917	647
Netherlands . . . . .	80	25	79	75	2,258	12,550	3,250	10,062	6,125	1,99,220
Belgium . . . . .	75	102	446	224	398	11,125	13,254	58,380	20,983	36,392
France . . . . .	275	50	475	75	188	41,625	6,312	56,843	6,025	29,732
Spain . . . . .	..	126	200	25	44	..	21,960	44,704	3,940	6,470
Italy . . . . .	..	10	..	49	..	..	1,711	..	8,668	..
Greece . . . . .	10	25	..	..	..	1,400	3,031	..	..	..

No. 14—continued

ARTICLES, AND COUNTRIES OF FINAL DESTINATION; ALSO SHARE OF EACH PROVINCE	QUANTITY					VALUE				
	1927-28	1928-29	1929-30	1930-31	1931-32	1927-28	1928-29	1929-30	1930-31	1931-32
	Tons	Tons	Tons	Tons	Tons	R	R	R	R	R
seeds—continued										
Oil seeds—continued										
Non-essential—continued										
Other sorts (II. K)—continued										
Meskat Territory and Trucial Oman	1	..	..	..	..	1,217	455	260	145	235
Other Native States in Arabia	8	18	8	7	6	3,380	8,440	3,828	2,598	1,803
Siam	6	2	3	2	2	1,557	1,015	1,318	280	580
Egypt	..	..	..	2	1	..	..	180	1,550	400
Other Foreign Countries	..	2	..	..	..	171	365	220	310	364
<b>TOTAL FOREIGN COUNTRIES</b>	<b>455</b>	<b>366</b>	<b>1,236</b>	<b>477</b>	<b>2,847</b>	<b>73,235</b>	<b>60,584</b>	<b>1,70,642</b>	<b>68,141</b>	<b>2,75,958</b>
Share of Bengal	7	33	..	..	..	490	3,969	50	..	195
"  Bombay	2,040	463	1,599	642	3,042	3,06,143	69,146	2,31,777	77,644	2,93,237
"  Sind	..	..	..	..	..	..	30	..	1,500	..
"  Madras	53	135	1	6	7	13,102	83,661	462	14,381	7,532
"  Burma	26	..	..	..	..	5,285	22	..	..	200
<b>TOTAL</b>	<b>2,125</b>	<b>621</b>	<b>1,600</b>	<b>648</b>	<b>3,049</b>	<b>3,25,020</b>	<b>96,818</b>	<b>2,32,279</b>	<b>98,525</b>	<b>8,01,164</b>
Total Seeds, non-essential—										
United Kingdom	270,058	243,718	226,139	176,250	141,027	4,18,41,415	4,14,04,390	4,33,89,902	2,66,67,800	1,89,70,125
Palestine	47	298	51	59	90	18,430	94,284	16,547	15,181	20,649
Aden and Dependencies	618	8,213	330	314	287	2,53,309	9,80,291	4,28,213	1,06,527	78,397
Bahrain Islands	36	138	568	15	14	11,385	42,665	4,25,859	4,276	4,125
Ceylon	3,998	2,605	2,207	1,721	2,228	9,40,485	5,84,969	4,25,582	2,60,106	3,30,021
Straits Settlements (including Labuan)	364	11,392	807	287	750	1,55,791	32,18,936	2,62,061	1,45,563	1,84,664
Federated Malay States	18	10	31	27	18	7,958	9,810	43,002	27,880	13,150
Hongkong	4	1,601	485	12	130	1,023	3,33,380	1,18,440	2,067	26,000
Cape of Good Hope	..	7	..	..	..	95	1,267	240	165	..
Natal	193	434	887	920	1,423	58,805	1,06,867	1,88,696	1,11,062	2,15,155
Zanzibar and Pemba	16	8	2	1	2	6,640	2,942	1,945	2,020	1,605
Kenya Colony	49	72	58	24	28	1,36,227	2,42,197	2,79,885	1,05,007	81,277
Tanganyika Territory	1	4	6	4	6	1,530	5,358	14,985	25,229	12,953
Mauritius and Dependencies	46	42	47	162	43	20,566	17,251	16,995	36,904	15,705
Seychelles	7	7	12	8	6	3,555	1,829	3,439	2,485	1,690
Canada— Via Atlantic Coast	15	15	18	45	..	3,300	2,850	4,715	8,175	..
"  Pacific	..	..	..	..	..	..	30	500	..	..
British West India Islands	6	1	3	6	27	1,421	475	1,145	1,389	5,297
British Guiana	6	1	3	3	6	1,800	644	841	1,030	1,224
Western Australia	21	16	18	4	4	4,382	3,681	3,993	896	641
South Australia (including Northern Territory)	1,174	2,293	2,017	650	1,300	2,44,525	4,73,476	4,67,745	85,674	1,50,316
Victoria	3,346	3,950	3,370	1,490	2,663	6,04,192	8,09,934	7,74,394	2,49,822	3,20,827
New South Wales	15,238	15,651	17,368	9,066	7,303	30,30,540	32,97,351	40,11,021	18,90,196	8,46,994
Queensland	5	15	11	..	3	1,021	3,220	2,434	..	388
<b>Australian Commonwealth (Total)</b>	<b>19,784</b>	<b>21,925</b>	<b>22,784</b>	<b>11,210</b>	<b>11,275</b>	<b>39,44,660</b>	<b>46,87,662</b>	<b>52,49,587</b>	<b>22,26,538</b>	<b>13,79,166</b>
New Zealand (including Nauru and Br. Samoa)	..	1,002	..	100	..	..	1,98,192	..	28,389	80
Fiji Islands	..	..	..	..	200	105	85	115	40	21,852
Other British Possessions	2	..	1	..	1	1,076	150	384	25	140
<b>TOTAL BRITISH EMPIRE</b>	<b>304,263</b>	<b>291,573</b>	<b>254,429</b>	<b>191,167</b>	<b>157,561</b>	<b>4,74,04,636</b>	<b>5,18,36,524</b>	<b>5,02,63,223</b>	<b>2,97,81,897</b>	<b>2,18,12,416</b>
Russia— Southern Russia	..	..	..	2	148	..	..	..	3,000	1,61,155
Pacific Ports (in Asia)	..	..	..	..	58	..	..	..	..	63,250
Latvia	..	404	..	..	..	..	1,49,000	..	..	..
Georgia	26	94	123	395	178	50,037	1,44,880	1,82,525	5,38,825	1,96,620
Sweden	..	..	2,202	2,005	4,712	..	..	5,17,900	2,36,200	3,06,875
Norway	150	317	4,569	10,514	5,789	29,652	65,739	10,55,898	16,57,070	10,05,849
Denmark	63	25	2,718	907	4,133	21,541	8,865	5,57,661	1,78,980	5,47,550
Germany	248,714	260,185	229,980	135,592	138,584	6,21,88,906	6,32,06,601	5,23,39,859	2,33,16,413	1,99,43,255
Netherlands	120,020	149,231	180,017	104,532	159,720	3,28,42,889	3,70,48,879	4,03,86,063	3,26,02,902	2,26,09,480
Belgium	34,587	26,283	28,507	24,492	12,009	77,84,226	55,99,258	67,36,933	46,70,930	17,79,837

GENERAL EXPORTS

( 786 )

INDIAN MERCHANDISE

No. 14—continued

ARTICLES, AND COUNTRIES OF FINAL DESTINATION; ALSO SEABE OF EACH PROVINCE	QUANTITY					VALUE				
	1927-28	1928-29	1929-30	1930-31	1931-32	1927-28	1928-29	1929-30	1930-31	1931-32
<i>Seeds—continued</i>						R	R	R	R	R
<i>Oil seeds—concluded</i>										
<i>Non-essential—concluded</i>										
<i>Total Seeds, non-essential—continued</i>	Tons	Tons	Tons	Tons	Tons					
France . . . . .	247,532	299,992	291,950	225,622	295,212	5,79,79,804	7,02,93,676	6,62,44,255	3,91,35,893	4,50,86,853
Spain . . . . .	14,552	11,406	10,855	12,730	6,143	33,74,181	24,05,583	24,65,942	24,11,411	8,50,967
Italy . . . . .	158,137	181,217	91,826	118,263	128,506	3,04,89,820	4,24,50,811	2,08,29,674	2,00,20,298	2,01,00,578
Rume . . . . .	..	1,100	1,001	..	..	..	2,62,437	2,09,550	..	..
Austria . . . . .	1,012	1,700	1,368	28	22	2,69,410	4,06,500	3,18,233	0,570	3,181
Hungary . . . . .	..	..	..	..	49	..	..	..	..	11,845
Bulgaria . . . . .	10	70	17	100	..	3,072	17,700	3,925	17,723	..
Roumania . . . . .	92	..	15	..	3	33,648	..	3,450	..	401
Greece . . . . .	3,216	3,930	3,795	3,295	3,435	6,45,308	7,82,249	7,56,831	6,06,176	3,90,021
Turkey, European . . . . .	71	103	243	..	..	27,015	42,710	95,360	..	..
Turkey, Asiatic . . . . .	4	..	..	..	7	1,454	..	..	..	1,905
Syria . . . . .	174	310	129	142	100	53,979	1,11,490	47,799	43,233	29,192
Smyrna . . . . .	..	1,004	2,000	..	..	..	2,29,433	4,46,850	..	..
Mascat Territory and Trucial Oman . . . . .	115	86	102	44	20	32,040	22,202	30,621	12,308	5,837
Other Native States in Arabia	956	1,046	585	580	776	3,33,135	3,18,486	2,09,697	2,09,553	2,25,783
Iraq . . . . .	43	114	84	70	58	16,681	40,666	27,512	21,772	18,392
Peria . . . . .	90	108	118	48	10	44,138	54,392	54,218	16,519	2,042
Sumatra . . . . .	174	136	74	74	13	3,36,355	2,82,528	1,30,900	1,49,292	32,354
Java . . . . .	63	26	62	20	30	1,78,363	91,066	1,72,090	43,633	59,840
Siam . . . . .	6	2	3	2	2	1,593	1,085	1,403	667	632
Indo-China (including Cochin China, Cambodia, Annam, Tonkin and French leased territories in China)	7	5	16	2	1	24,000	10,035	33,683	3,200	4,775
Formosa . . . . .	..	..	1	..	..	..	1,460	1,700	..	..
Ohina (exclusive of Hong-kong and Macao) . . . . .	..	200	..	..	..	..	17,333	..	..	..
Japan . . . . .	9,199	20,053	10,230	2,355	10,463	18,93,086	42,12,024	22,76,638	5,99,184	13,24,142
Egypt . . . . .	4,332	12,450	20,352	69,260	14,773	10,70,734	16,08,836	52,67,676	1,38,06,706	10,27,892
Tripoli . . . . .	..	..	..	..	10	..	..	..	..	2,485
Portuguese East Africa . . . . .	110	103	72	16	13	53,706	67,313	60,921	31,401	18,675
Italian East Africa (Somaliland and Eritrea) . . . . .	..	10	3	..	..	151	4,178	1,192	131	26
United States of America— 74 Atlantic Coast . . . . .	49,542	53,933	53,219	34,655	36,176	1,04,46,622	1,18,73,042	1,07,04,768	53,15,920	50,51,508
" Pacific " . . . . .	..	..	..	4,340	3,645	..	..	..	7,88,622	6,06,447
Argentine Republic (including the Atlantic Coast of Patagonia) . . . . .	..	100	101	522	..	..	30,528	25,440	72,560	20
Other Foreign Countries . . . . .	2	4	1	2	3	1,013	2,403	1,203	1,388	925
<b>TOTAL FOREIGN COUNTRIES</b>	<b>897,004</b>	<b>1,030,777</b>	<b>936,452</b>	<b>841,107</b>	<b>824,301</b>	<b>21,61,07,544</b>	<b>24,18,65,183</b>	<b>21,27,42,509</b>	<b>14,69,68,550</b>	<b>12,25,90,002</b>
<i>Share of Bengal . . . . .</i>	<i>149,217</i>	<i>57,973</i>	<i>130,739</i>	<i>157,294</i>	<i>37,430</i>	<i>3,04,67,893</i>	<i>1,30,36,200</i>	<i>4,01,61,262</i>	<i>3,26,52,131</i>	<i>1,07,40,629</i>
" Bombay . . . . .	<i>479,823</i>	<i>530,899</i>	<i>344,772</i>	<i>341,543</i>	<i>309,695</i>	<i>9,20,73,718</i>	<i>10,33,18,576</i>	<i>7,24,12,131</i>	<i>5,79,64,241</i>	<i>4,94,29,141</i>
" Sind . . . . .	<i>79,997</i>	<i>75,323</i>	<i>45,553</i>	<i>32,442</i>	<i>53,768</i>	<i>1,54,36,571</i>	<i>1,16,62,431</i>	<i>92,11,242</i>	<i>50,94,999</i>	<i>72,57,209</i>
" Madras . . . . .	<i>491,344</i>	<i>626,762</i>	<i>619,373</i>	<i>500,976</i>	<i>531,349</i>	<i>12,55,16,299</i>	<i>16,14,29,663</i>	<i>14,11,95,966</i>	<i>3,10,31,893</i>	<i>7,64,59,693</i>
" Burma . . . . .	<i>336</i>	<i>1,393</i>	<i>139</i>	<i>14</i>	<i>120</i>	<i>27,699</i>	<i>2,04,333</i>	<i>25,136</i>	<i>2,213</i>	<i>16,433</i>
<b>TOTAL</b>	<b>1,201,267</b>	<b>1,322,350</b>	<b>1,190,881</b>	<b>1,032,274</b>	<b>982,362</b>	<b>26,35,72,180</b>	<b>29,37,01,707</b>	<b>26,30,05,737</b>	<b>17,67,45,447</b>	<b>14,30,03,018</b>
<i>Other than oil seeds (II, K)—</i>										
United Kingdom . . . . .	Tons 197	Tons 122	Tons 65	Tons 11	Tons 5	30,010	21,407	17,531	8,620	1,596
Aden and Dependancies . . . . .	2	2	..	4	5	1,765	655	400	2,255	1,817
Ceylon . . . . .	243	191	18	20	16	76,652	63,430	7,799	3,448	7,446
Straits Settlements (including Labuan) . . . . .	393	212	83	27	5	93,323	61,665	25,431	5,314	1,047
Federated Malay States . . . . .	41	26	..	..	..	11,499	6,739	..	..	..
Hongkong . . . . .	25	5	7	7	3	6,720	3,000	4,500	4,600	970
Mauritius and Dependancies . . . . .	3	1	2	..	..	1,330	290	337	430	104
Other British Possessions . . . . .	..	..	2	1	3	852	360	1,153	613	901
<b>TOTAL BRITISH EMPIRE</b>	<b>909</b>	<b>559</b>	<b>177</b>	<b>70</b>	<b>37</b>	<b>2,22,654</b>	<b>1,58,096</b>	<b>57,256</b>	<b>30,330</b>	<b>13,377</b>

No. 14—continued

ARTICLES, AND COUNTRIES OF FINAL DESTINATION; ALSO SHARE OF EACH PROVINCE	QUANTITY					VALUE				
	1927-28	1928-29	1929-30	1930-31	1931-32	1927-28	1928-29	1929-30	1930-31	1931-32
<b>Seeds—continued</b>										
<i>Other than oil seeds (II. K)—continued</i>	Tons	Tons	Tons	Tons	Tons	₹	₹	₹	₹	₹
Denmark . . . . .	..	..	..	..	5	..	..	..	..	1,568
Germany . . . . .	..	..	52	3	..	..	115	11,423	4,514	..
Belgium . . . . .	100	..	..	..	..	26,000	..	..	..	..
France . . . . .	166	115	55	227	32	35,547	26,501	25,393	50,165	7,450
Bulgaria . . . . .	..	5	..	..	..	..	1,000	..	..	..
Native States in Arabia other than Maskat Territory and Trucial Oman . . . . .	10	..	..	2	3	4,212	418	935	1,029	1,312
Iraq . . . . .	11	3	..	2	2	3,039	878	260	1,075	692
Persia . . . . .	2	9	1	..	1	820	1,711	733	287	294
Slam . . . . .	4	1	2	..	2	2,050	512	833	272	1,102
Egypt . . . . .	2	..	..	2	2	765	..	860	1,235	487
Portuguese East Africa . . . . .	..	..	..	..	5	20	85	..	80	1,000
United States of America— Via Atlantic Coast . . . . .	..	3	1	34	..	275	3,557	3,957	16,225	116
“ Pacific ” . . . . .	..	..	..	..	3	..	..	..	..	296
Brazil . . . . .	..	..	..	1	2	..	..	..	4,800	696
Other Foreign Countries . . . . .	..	2	..	4	1	325	891	630	2,160	577
<b>TOTAL FOREIGN COUNTRIES</b>	<b>295</b>	<b>143</b>	<b>111</b>	<b>275</b>	<b>58</b>	<b>73,078</b>	<b>35,618</b>	<b>44,524</b>	<b>81,942</b>	<b>15,590</b>
<i>Share of Bengal</i>	<i>46</i>	<i>6</i>	<i>31</i>	<i>15</i>	<i>13</i>	<i>10,866</i>	<i>3,341</i>	<i>12,235</i>	<i>15,882</i>	<i>3,341</i>
“ Bombay . . . . .	365	179	118	64	39	34,532	42,554	40,461	32,540	15,472
“ Sind . . . . .	167	138	163	235	31	35,960	35,323	44,613	52,230	6,996
“ Madras . . . . .	4	1	29	7	11	1,538	1,548	1,766	7,636	3,598
“ Burma . . . . .	622	378	9	24	1	1,62,781	1,10,448	2,704	3,934	60
<b>TOTAL</b>	<b>1,204</b>	<b>702</b>	<b>288</b>	<b>345</b>	<b>95</b>	<b>2,95,727</b>	<b>1,93,714</b>	<b>1,01,780</b>	<b>1,12,272</b>	<b>29,467</b>
<b>Total Seeds—</b>	<b>Tons</b>	<b>Tons</b>	<b>Tons</b>	<b>Tons</b>	<b>Tons</b>					
United Kingdom . . . . .	280,092	249,421	228,632	176,604	141,338	4,20,73,426	4,15,76,378	4,35,77,380	2,07,52,490	1,90,39,148
Palestine . . . . .	47	288	51	58	90	18,467	94,284	16,927	15,181	20,729
Aden and Dependencies . . . . .	718	3,857	413	411	874	3,12,712	10,56,033	1,69,259	1,68,901	1,17,060
Bahrain Islands . . . . .	37	142	562	15	32	12,902	45,279	1,28,655	5,395	12,888
Maldives . . . . .	6	1	5	1	1	3,007	611	1,112	328	193
Ceylon . . . . .	5,879	3,887	2,926	2,950	3,548	16,17,316	10,04,389	6,71,793	7,82,746	8,22,413
Straits Settlements (including Labuan) . . . . .	4,451	13,862	2,730	2,092	2,191	17,50,189	42,34,468	8,59,092	7,41,097	6,69,788
Federated Malay States . . . . .	182	100	61	58	44	76,860	33,320	50,661	33,206	19,375
Hongkong . . . . .	48	1,613	518	51	166	16,152	3,40,914	1,32,994	13,033	32,936
Cape of Good Hope . . . . .	18	26	18	16	29	11,486	15,684	16,438	11,074	12,212
Natal . . . . .	232	551	1,000	1,035	1,534	1,38,417	2,22,402	2,85,094	1,89,832	2,81,639
Zanzibar and Pemba . . . . .	78	72	62	57	35	66,123	64,611	60,878	51,804	27,193
Kenya Colony . . . . .	129	143	124	108	115	1,96,372	3,08,166	3,34,712	1,62,745	1,80,613
Tanganyika Territory . . . . .	27	28	30	26	28	20,481	27,498	33,329	47,360	29,760
Anglo-Egyptian Sudan . . . . .	7	13	9	11	2	2,200	4,755	2,846	3,630	670
Mauritius and Dependencies . . . . .	190	174	191	200	153	97,851	87,799	50,746	71,361	45,995
Seychelles . . . . .	7	8	13	9	6	4,505	2,674	4,939	3,160	2,330
Canada— Via Atlantic Coast . . . . .	15	15	18	45	..	3,300	2,800	4,775	8,175	..
“ Pacific ” . . . . .	..	..	..	..	..	110	485	500	..	..
British West India Islands . . . . .	15	7	7	6	23	5,304	4,523	3,961	2,051	6,492
British Guiana . . . . .	9	1	9	5	8	3,413	1,755	2,880	2,288	2,410
Western Australia . . . . .	21	16	13	4	4	4,382	3,631	3,993	896	641
South Australia (including Northern Territory) . . . . .	1,174	2,295	2,018	650	1,300	2,44,862	4,74,817	4,57,895	36,788	1,50,432
Victoria . . . . .	3,870	3,969	3,373	1,493	2,635	6,76,806	8,19,699	7,75,580	2,51,297	3,25,147
New South Wales . . . . .	15,249	15,656	17,368	9,066	7,321	30,36,695	32,99,916	40,11,021	18,90,196	8,50,146
Queensland . . . . .	5	16	11	..	2	1,021	4,890	2,434	..	333
Australian Commonwealth (Total) . . . . .	19,319	21,954	22,783	11,213	11,312	39,63,766	46,03,003	52,50,923	22,23,177	13,26,754
New Zealand (including Nauru and Br. Samoa) . . . . .	..	1,002	..	100	..	248	1,98,192	..	23,359	114
Fiji Islands . . . . .	10	27	10	15	217	9,080	17,494	10,308	10,325	30,673
Other British Possessions . . . . .	1	2	..	..	1	450	450	75	112	140
<b>TOTAL BRITISH EMPIRE</b>	<b>312,067</b>	<b>296,694</b>	<b>258,186</b>	<b>195,084</b>	<b>161,302</b>	<b>5,03,94,637</b>	<b>5,39,58,506</b>	<b>5,16,79,827</b>	<b>3,13,27,861</b>	<b>2,26,31,536</b>

GENERAL EXPORTS

INDIAN MERCHANDISE

( 788 )

No. 14—continued

ARTICLES, AND COUNTRIES OF FINAL DESTINATION; ALSO SHARE OF EACH PROVINCE	QUANTITY					VALUE				
	1927	1928-29	1929-30	1930-31	1931-32	1927-28	1928-29	1929-30	1930-31	1931-32
	Tons	Tons	Tons	Tons	Tons	R	R	R	R	R
<b>Seeds—concluded</b>										
<i>Total Seeds—continued</i>										
<i>Russia—</i>										
Southern Russia . . . . .	..	..	..	2	148	..	..	..	3,000	1,01,155
Pacific Ports (in Asia) . . . . .	..	..	..	..	58	..	..	..	..	63,250
Latvia . . . . .	..	404	..	..	..	..	1,49,000	..	..	..
Georgia . . . . .	26	94	123	395	178	50,037	1,44,880	1,82,525	5,38,065	1,96,620
Sweden . . . . .	..	16	2,202	2,005	4,712	..	12,735	5,17,900	2,36,200	3,96,875
Norway . . . . .	150	317	4,569	10,514	5,780	29,652	65,739	10,55,923	16,67,070	10,05,849
Denmark . . . . .	63	25	2,718	907	4,138	21,541	8,855	5,67,661	1,73,960	5,49,118
Germany . . . . .	248,735	260,247	230,121	135,656	138,660	6,21,93,566	6,32,25,036	5,23,70,002	2,33,34,862	1,99,54,908
Netherlands . . . . .	129,042	149,248	180,045	194,546	159,745	3,28,50,474	3,70,57,886	4,08,93,871	3,26,08,260	2,26,14,475
Belgium . . . . .	34,687	26,292	28,577	34,492	12,019	77,90,226	6,01,038	67,39,233	46,70,930	17,82,337
France . . . . .	247,783	300,223	292,089	225,909	295,512	5,80,43,669	7,03,72,292	6,62,95,856	3,92,05,494	4,51,71,933
Spain . . . . .	14,552	11,406	10,855	12,730	6,143	33,74,181	24,05,583	24,65,942	24,11,411	8,50,967
Italy . . . . .	153,177	181,249	91,841	118,266	128,506	3,64,63,520	4,24,68,181	2,08,35,104	2,00,20,920	2,01,69,578
Fiume . . . . .	..	1,100	1,001	..	..	..	2,62,437	2,09,550	..	..
Austria . . . . .	1,012	1,700	1,363	26	22	2,69,410	4,06,500	3,18,233	6,570	3,189
Hungary . . . . .	..	..	..	..	49	..	..	..	..	11,845
Bulgaria . . . . .	10	76	17	100	..	3,072	18,700	3,925	17,723	..
Roumania . . . . .	92	..	15	..	3	33,648	..	3,450	..	400
Greece . . . . .	3,216	3,960	3,795	3,295	3,435	6,45,303	7,82,249	7,56,481	6,06,176	3,90,627
Turkey, European . . . . .	71	103	243	..	..	27,105	42,710	95,360	..	..
Turkey, Asiatic . . . . .	4	7	..	..	7	1,454	6,000	..	..	1,905
Syria . . . . .	174	312	129	143	102	58,979	1,12,590	48,089	44,663	31,292
Smyrna . . . . .	..	1,004	2,000	..	..	..	2,29,433	4,46,850	..	..
Maskat Territory and Trucial Oman . . . . .	185	148	151	109	61	97,958	72,688	67,006	50,422	27,643
Other Native States in Arabia . . . . .	936	1,031	623	620	822	3,50,293	3,44,130	2,33,405	2,31,049	2,42,901
Iraq . . . . .	64	130	89	74	60	22,131	46,077	30,633	23,918	19,704
Persia . . . . .	96	130	121	53	11	49,563	63,888	58,152	19,543	2,336
Sumatra . . . . .	178	136	81	74	13	3,37,547	2,82,528	1,32,965	1,49,292	32,854
Java . . . . .	240	212	76	81	64	2,41,671	1,54,260	1,78,743	54,991	69,877
Siam . . . . .	29	20	14	10	12	12,624	11,452	7,580	6,886	6,657
Indo-China (including Cochin-China, Cambodia, Annam, Tonkin and French leased territories in China) . . . . .	7	5	16	2	1	24,134	10,162	33,944	3,399	4,700
Formosa . . . . .	..	..	1	..	..	..	1,400	1,790	..	..
China (exclusive of Hongkong and Macao) . . . . .	1	215	..	..	..	1,371	22,524	403	204	617
Japan . . . . .	9,200	20,056	10,391	2,865	10,470	18,93,419	42,15,405	22,80,748	6,03,460	13,26,551
Egypt . . . . .	4,342	12,467	20,363	69,265	14,778	10,75,221	16,13,662	52,75,051	1,38,09,661	19,29,871
Tripoli . . . . .	..	..	..	..	10	..	..	..	..	2,485
Portuguese East Africa . . . . .	140	139	109	50	57	84,830	93,304	88,126	57,939	43,029
Madagascar . . . . .	4	9	..	..	..	3,202	6,175	75	570	260
Réunion . . . . .	2	2	3	5	2	2,100	3,510	3,335	4,059	1,030
Italian East Africa (Somal- land and Eritrea) . . . . .	2	28	27	15	70	1,586	17,691	16,179	10,023	28,974
United States of America— Viz Atlantic Coast . . . . .	49,649	59,044	53,237	34,845	37,256	1,04,78,723	1,10,28,704	1,07,17,065	59,10,429	54,85,648
" Pacific " . . . . .	..	..	..	4,340	3,648	..	..	..	7,38,622	6,66,768
Brazil . . . . .	..	5	..	1	2	..	1,000	..	4,800	696
Argentine Republic (includ- ing the Atlantic Coast of Patagonia) . . . . .	5	105	111	522	5	1,000	31,528	28,440	72,560	1,220
Other Foreign Countries . . . . .	2	4	..	1	2	1,919	2,760	1,177	1,642	1,171
<b>TOTAL FOREIGN COUNTRIES</b>	<b>897,906</b>	<b>1,031,716</b>	<b>937,016</b>	<b>841,918</b>	<b>826,570</b>	<b>21,65,35,194</b>	<b>24,22,98,152</b>	<b>21,20,95,777</b>	<b>14,72,89,673</b>	<b>12,32,51,550</b>
<i>Share of Bengal.</i>	<i>162,209</i>	<i>39,251</i>	<i>181,363</i>	<i>158,105</i>	<i>38,219</i>	<i>3,16,67,349</i>	<i>1,85,42,001</i>	<i>4,04,17,720</i>	<i>3,28,12,834</i>	<i>1,08,96,799</i>
" Bombay . . . . .	<i>433,331</i>	<i>534,708</i>	<i>347,377</i>	<i>344,616</i>	<i>313,342</i>	<i>9,37,71,180</i>	<i>11,01,29,596</i>	<i>7,36,34,654</i>	<i>5,95,16,541</i>	<i>5,11,35,717</i>
" Sind . . . . .	<i>80,193</i>	<i>75,474</i>	<i>45,660</i>	<i>32,835</i>	<i>63,300</i>	<i>1,55,33,090</i>	<i>1,67,04,607</i>	<i>92,69,578</i>	<i>51,72,747</i>	<i>72,76,436</i>
" Madras . . . . .	<i>492,466</i>	<i>627,039</i>	<i>619,762</i>	<i>501,182</i>	<i>531,757</i>	<i>12,57,56,938</i>	<i>15,15,14,478</i>	<i>14,12,30,145</i>	<i>8,10,74,305</i>	<i>7,65,32,083</i>
" Burma . . . . .	<i>1,269</i>	<i>1,938</i>	<i>540</i>	<i>334</i>	<i>264</i>	<i>3,00,776</i>	<i>3,61,076</i>	<i>83,507</i>	<i>41,207</i>	<i>42,050</i>
<b>TOTAL</b>	<b>1,209,973</b>	<b>1,323,410</b>	<b>1,195,202</b>	<b>1,037,002</b>	<b>987,872</b>	<b>26,69,29,331</b>	<b>29,62,51,658</b>	<b>26,46,75,604</b>	<b>17,86,17,524</b>	<b>14,58,33,035</b>

ARTICLES, AND COUNTRIES OF FINAL DESTINATION; ALSO SHARE OF EACH PROVINCE	QUANTITY					VALUE				
	1927-28	1928-29	1929-30	1930-31	1931-32	1927-28	1928-29	1929-30	1930-31	1931-32
						R	R	R	R	R
<b>Shells and Cowries—</b>										
<i>Cowries (II. S)—</i>	Cwts.	Cwts.	Cwts.	Cwts.	Cwts.					
United Kingdom . . . . .	..	..	1	..	179	..	..	80	..	9,540
Other British Possessions . . . . .	2	12	30	25	52	35	510	1,340	670	907
<b>TOTAL BRITISH EMPIRE</b>	<b>2</b>	<b>12</b>	<b>31</b>	<b>25</b>	<b>231</b>	<b>35</b>	<b>510</b>	<b>1,420</b>	<b>670</b>	<b>10,447</b>
Byria . . . . .	88	22	..	75	..	2,812	600	..	2,214	..
Japan . . . . .	..	..	..	..	42	..	..	..	..	1,000
Other Foreign Countries . . . . .	40	41	18	1	27	1,500	1,313	750	75	840
<b>TOTAL FOREIGN COUNTRIES</b>	<b>128</b>	<b>63</b>	<b>18</b>	<b>76</b>	<b>69</b>	<b>4,312</b>	<b>1,913</b>	<b>750</b>	<b>2,289</b>	<b>1,840</b>
Share of Bengal . . . . .	119	69	47	101	28	4,062	2,399	2,080	2,959	1,240
" Bombay . . . . .	4	6	..	..	..	250	24	..	..	..
" Madras . . . . .	2	..	2	..	11	36	..	90	..	47
" Burma . . . . .	..	..	..	..	261	..	..	..	..	11,000
<b>TOTAL</b>	<b>125</b>	<b>75</b>	<b>49</b>	<b>101</b>	<b>300</b>	<b>4,347</b>	<b>2,423</b>	<b>2,170</b>	<b>2,959</b>	<b>12,287</b>
<i>Shells (chanks, Sankhli, large ornamental shells, cowras, mother of pearl shells, and oyster shells) (II. S)—</i>	Cwts.	Cwts.	Cwts.	Cwts.	Cwts.					
United Kingdom . . . . .	2,860	2,565	2,593	3,014	2,133	1,33,672	1,16,361	1,00,124	1,04,250	88,992
Ceylon . . . . .	101	15	47	9	8	2,346	122	456	120	20
Straits Settlements (including Labuan) . . . . .	96	217	43	978	564	1,650	5,365	1,000	16,395	8,665
Victoria . . . . .	..	..	1	..	..	..	..	60	..	..
Australian Commonwealth (Total) . . . . .	..	..	1	..	..	..	..	60	..	..
<b>TOTAL BRITISH EMPIRE</b>	<b>3,057</b>	<b>2,797</b>	<b>2,689</b>	<b>4,001</b>	<b>2,700</b>	<b>1,37,668</b>	<b>1,21,848</b>	<b>1,10,640</b>	<b>1,20,765</b>	<b>97,677</b>
France . . . . .	..	140	..	..	30	..	4,000	..	..	666
Turkey, European . . . . .	58	..	..	..	..	2,000	..	..	..	..
Syria . . . . .	..	51	..	..	15	..	1,400	..	..	500
Japan . . . . .	50	..	53	..	54	2,000	..	3,192	..	1,320
Other Foreign Countries . . . . .	45	303	..	16	..	305	652	..	615	..
<b>TOTAL FOREIGN COUNTRIES</b>	<b>153</b>	<b>494</b>	<b>53</b>	<b>16</b>	<b>99</b>	<b>4,305</b>	<b>6,052</b>	<b>3,192</b>	<b>615</b>	<b>2,486</b>
Share of Bengal . . . . .	58	252	..	11	22	2,000	6,740	..	225	900
" Bombay . . . . .	1	140	20	5	..	662	4,000	300	191	..
" Sind . . . . .	43	5	..	..	..	300	225	..	..	..
" Madras . . . . .	103	318	49	10	3	2,351	774	606	145	20
" Burma . . . . .	3,005	2,576	2,673	3,991	2,774	1,30,600	1,16,161	1,13,026	1,20,319	99,243
<b>TOTAL</b>	<b>3,210</b>	<b>3,291</b>	<b>2,742</b>	<b>4,017</b>	<b>2,799</b>	<b>1,41,973</b>	<b>1,27,900</b>	<b>1,13,832</b>	<b>1,21,380</b>	<b>1,00,163</b>
<i>Tortoise-shell (including nakhi or nakhi) (II. S)—</i>	Lbs.	Lbs.	Lbs.	Lbs.	Lbs.					
United Kingdom . . . . .	265	457	572	1,410	..	5,310	4,904	9,253	1,000	..
Other British Possessions . . . . .	42	306	208	..	..	140	55	250	..	..
<b>TOTAL BRITISH EMPIRE</b>	<b>307</b>	<b>853</b>	<b>780</b>	<b>1,410</b>	<b>..</b>	<b>5,450</b>	<b>4,959</b>	<b>9,503</b>	<b>1,000</b>	<b>..</b>
Share of Bombay . . . . .	..	160	..	..	..	..	1,500	..	..	..
" Sind . . . . .	..	..	132	..	..	..	..	250	..	..
" Madras . . . . .	307	703	623	1,410	..	5,450	3,459	8,053	1,000	..
" Burma . . . . .	..	..	25	..	..	..	..	1,200	..	..
<b>TOTAL</b>	<b>307</b>	<b>853</b>	<b>780</b>	<b>1,410</b>	<b>..</b>	<b>5,450</b>	<b>4,959</b>	<b>9,503</b>	<b>1,000</b>	<b>..</b>
<b>Total of Shells and Cowries</b>	<b>—</b>	<b>—</b>	<b>—</b>	<b>—</b>	<b>—</b>	<b>1,51,770</b>	<b>1,35,282</b>	<b>1,25,565</b>	<b>1,25,339</b>	<b>1,12,450</b>

# GENERAL EXPORTS

( 790 )

INDIAN MERCHANDISE

No. 14—continued

ARTICLES, AND COUNTRIES OF FINAL DESTINATION; ALSO SHARE OF EACH PROVINCE	QUANTITY					VALUE				
	1927-28	1928-29	1929-30	1930-31	1931-32	1927-28	1928-29	1929-30	1930-31	1931-32
	Cwts.	Cwts.	Cwts.	Cwts.	Cwts.	₹	₹	₹	₹	₹
<b>Soap (III. V)—</b>										
United Kingdom . . . . .	10	5	25	7	4	223	109	1,025	542	515
Aden and Dependencies . . . . .	181	9	7	13	16	4,115	750	485	770	1,088
Ceylon . . . . .	171	165	214	99	195	2,623	5,189	12,062	5,748	9,229
Zanzibar and Pemba . . . . .	4	24	35	21	27	450	1,592	3,100	2,039	2,189
Kenya Colony . . . . .	6	63	15	138	56	400	3,265	1,525	4,545	4,170
Tanganyika Territory . . . . .	..	21	13	22	18	..	1,025	1,270	1,669	1,250
Anglo-Egyptian Sudan . . . . .	..	..	..	..	70	..	..	..	..	1,232
Mauritius and Dependencies . . . . .	8	..	50	101	185	762	..	1,860	2,342	4,258
Western Australia . . . . .	..	..	..	76	20	..	..	..	1,881	486
Victoria . . . . .	..	..	..	..	144	..	..	..	..	2,726
Tasmania . . . . .	270	..	..	..	..	6,890	..	..	..	..
<i>Australian Commonwealth (Total)</i> . . . . .	270	..	..	76	164	6,890	..	..	1,881	3,213
Other British Possessions . . . . .	27	22	53	11	79	770	682	1,337	480	3,213
<b>TOTAL BRITISH EMPIRE</b>	<b>677</b>	<b>312</b>	<b>412</b>	<b>468</b>	<b>314</b>	<b>16,233</b>	<b>13,512</b>	<b>23,264</b>	<b>19,961</b>	<b>29,361</b>
Maskat Territory and Trucial Oman . . . . .	95	20	13	33	265	1,823	577	335	1,379	3,976
Other Native States in Arabia . . . . .	..	..	..	179	12	..	..	..	2,720	141
Iraq . . . . .	7,071	14,442	13,547	20,367	12,164	1,63,229	3,11,105	3,98,800	3,63,922	2,05,218
Peria . . . . .	93	116	234	27	..	2,925	4,174	7,237	740	..
Egypt . . . . .	..	8	100	134	11	..	180	2,500	3,888	73
French Somaliland . . . . .	13	1	13	..	..	1,100	200	900	..	..
Other Foreign Countries . . . . .	31	6	22	40	32	790	368	510	1,160	1,111
<b>TOTAL FOREIGN COUNTRIES</b>	<b>7,303</b>	<b>14,568</b>	<b>13,979</b>	<b>20,380</b>	<b>12,484</b>	<b>1,74,867</b>	<b>3,16,604</b>	<b>4,10,232</b>	<b>3,78,809</b>	<b>2,10,524</b>
<i>Share of Bengal</i> . . . . .	<i>288</i>	<i>15</i>	<i>52</i>	<i>33</i>	<i>132</i>	<i>3,125</i>	<i>1,687</i>	<i>1,338</i>	<i>2,081</i>	<i>4,068</i>
" <i>Bombay</i> . . . . .	<i>7,529</i>	<i>14,716</i>	<i>19,613</i>	<i>20,792</i>	<i>12,323</i>	<i>1,30,765</i>	<i>3,24,190</i>	<i>4,16,965</i>	<i>3,77,437</i>	<i>2,15,855</i>
" <i>Sind</i> . . . . .	<i>18</i>	<i>7</i>	<i>10</i>	<i>134</i>	<i>424</i>	<i>303</i>	<i>144</i>	<i>137</i>	<i>2,957</i>	<i>6,542</i>
" <i>Madras</i> . . . . .	<i>147</i>	<i>165</i>	<i>316</i>	<i>309</i>	<i>369</i>	<i>1,907</i>	<i>4,032</i>	<i>15,066</i>	<i>11,295</i>	<i>13,432</i>
" <i>Burma</i> . . . . .	<i>..</i>	<i>2</i>	<i>..</i>	<i>..</i>	<i>..</i>	<i>..</i>	<i>63</i>	<i>..</i>	<i>..</i>	<i>..</i>
<b>TOTAL</b>	<b>7,980</b>	<b>14,905</b>	<b>19,391</b>	<b>21,368</b>	<b>13,298</b>	<b>1,91,100</b>	<b>3,30,116</b>	<b>4,33,546</b>	<b>3,93,770</b>	<b>2,39,885</b>
<b>Specimens illustrative of Natural Science (II. 8)—</b>										
United Kingdom . . . . .	—	—	—	—	—	45,637	26,621	25,027	33,170	15,912
Ceylon . . . . .	—	—	—	—	—	843	1,112	12,712	929	1,372
Straits Settlements (including Labuan) . . . . .	—	—	—	—	—	3,800	1,370	455	150	300
Hongkong . . . . .	—	—	—	—	—	3,600	1,000	7,460	1,410	1,200
Western Australia . . . . .	—	—	—	—	—	..	175	..	..	..
South Australia (including Northern Territory) . . . . .	—	—	—	—	—	102	..	..	..	..
Victoria . . . . .	—	—	—	—	—	145	..	..	50	..
New South Wales . . . . .	—	—	—	—	—	3,025	325	..	..	200
<i>Australian Commonwealth (Total)</i> . . . . .	<i>—</i>	<i>—</i>	<i>—</i>	<i>—</i>	<i>—</i>	<i>3,272</i>	<i>500</i>	<i>..</i>	<i>60</i>	<i>200</i>
Other British Possessions . . . . .	—	—	—	—	—	1,540	1,000	930	570	90
<b>TOTAL BRITISH EMPIRE</b>	<b>—</b>	<b>—</b>	<b>—</b>	<b>—</b>	<b>—</b>	<b>63,692</b>	<b>32,598</b>	<b>46,334</b>	<b>36,279</b>	<b>19,074</b>
Germany . . . . .	—	—	—	—	—	18,045	460	700	200	469
France . . . . .	—	—	—	—	—	2,383	7,670	1,895	252	800
United States of America—										
<i>Vid Atlantic Coast</i> . . . . .	—	—	—	—	—	2,980	18,210	14,115	3,877	4,396
" <i>Pacific</i> " . . . . .	—	—	—	—	—	550	190	368	1,100	395
Other Foreign Countries . . . . .	—	—	—	—	—	2,210	2,903	1,770	2,520	1,770
<b>TOTAL FOREIGN COUNTRIES</b>	<b>—</b>	<b>—</b>	<b>—</b>	<b>—</b>	<b>—</b>	<b>26,168</b>	<b>29,433</b>	<b>19,368</b>	<b>7,940</b>	<b>7,830</b>
<i>Share of Bengal</i> . . . . .	<i>—</i>	<i>—</i>	<i>—</i>	<i>—</i>	<i>—</i>	<i>37,702</i>	<i>12,035</i>	<i>15,760</i>	<i>6,580</i>	<i>5,652</i>
" <i>Bombay</i> . . . . .	<i>—</i>	<i>—</i>	<i>—</i>	<i>—</i>	<i>—</i>	<i>24,141</i>	<i>36,418</i>	<i>42,307</i>	<i>26,796</i>	<i>12,676</i>
" <i>Sind</i> . . . . .	<i>—</i>	<i>—</i>	<i>—</i>	<i>—</i>	<i>—</i>	<i>10,960</i>	<i>7,267</i>	<i>400</i>	<i>492</i>	<i>1,333</i>
" <i>Madras</i> . . . . .	<i>—</i>	<i>—</i>	<i>—</i>	<i>—</i>	<i>—</i>	<i>9,580</i>	<i>3,514</i>	<i>3,627</i>	<i>4,379</i>	<i>3,627</i>
" <i>Burma</i> . . . . .	<i>—</i>	<i>—</i>	<i>—</i>	<i>—</i>	<i>—</i>	<i>7,463</i>	<i>2,661</i>	<i>3,318</i>	<i>5,431</i>	<i>3,008</i>
<b>TOTAL</b>	<b>—</b>	<b>—</b>	<b>—</b>	<b>—</b>	<b>—</b>	<b>89,860</b>	<b>61,936</b>	<b>66,002</b>	<b>44,223</b>	<b>26,904</b>



No. 14—continued

ARTICLES, AND COUNTRIES OF FINAL DESTINATION; ALSO SHARE OF EACH PROVINCE	QUANTITY					VALUE				
	1927-28	1928-29	1929-30	1930-31	1931-32	1927-28	1928-29	1929-30	1930-31	1931-32
<b>Spices—</b>										
<i>Belemnites (I. F)—</i>										
Aden and Dependencies . . .	43 1	310	354	380	300	16,099	17,207	16,345	15,224	10,167
Ceylon . . . . .	14	68	24	4	12	593	2,754	793	269	513
Straits Settlements (includ- ing Labuan) . . . . .	28	19	12	128	9	1,054	1,561	819	1,912	544
Federated Malay States . . .	1	41	1	2	—	91	1,157	74	164	1
Cape of Good Hope . . . . .	24	19	32	5	6	1,495	1,085	2,090	460	470
Natal . . . . .	1,508	1,679	1,424	2,123	1,042	94,481	1,07,376	84,748	94,697	84,371
Zanzibar and Pemba . . . . .	79	53	43	44	43	5,132	3,326	3,570	3,025	2,445
Kenya Colony . . . . .	620	532	611	508	518	43,451	37,708	41,516	30,509	24,343
Tanganyika Territory . . . . .	123	164	119	130	86	3,092	9,867	7,367	7,800	5,415
Mauritius and Dependencies . .	50	54	44	13	19	2,342	2,897	3,411	780	830
Fiji Islands . . . . .	129	119	189	147	174	4,350	3,831	5,273	3,772	3,593
Other British Possessions . . .	25	38	36	28	36	1,114	1,317	1,678	1,414	1,121
<b>TOTAL BRITISH EMPIRE</b>	<b>3,037</b>	<b>3,091</b>	<b>2,889</b>	<b>3,510</b>	<b>2,245</b>	<b>1,78,264</b>	<b>1,90,086</b>	<b>1,67,675</b>	<b>1,60,086</b>	<b>83,813</b>
Maskat Territory and Trucial Oman . . . . .	19	18	26	12	24	892	790	1,420	785	1,059
Other Native States in Arabia	117	50	163	120	52	4,979	2,502	6,567	4,518	1,894
Iraq . . . . .	72	30	1	—	9	2,113	1,247	50	—	280
Persia . . . . .	59	70	62	64	27	4,126	3,120	3,237	2,596	877
Egypt . . . . .	23	2	—	—	—	1,970	60	—	—	—
Portuguese East Africa . . . . .	320	197	270	299	257	21,250	13,940	18,306	16,494	14,291
Madagascar . . . . .	29	9	—	13	5	1,600	850	—	602	125
Italian East Africa (Somal- land and Eritrea) . . . . .	25	29	5	15	3	1,320	1,282	275	525	105
Other Foreign Countries . . . .	13	21	11	64	13	755	1,051	637	1,747	443
<b>TOTAL FOREIGN COUNTRIES</b>	<b>727</b>	<b>426</b>	<b>538</b>	<b>587</b>	<b>390</b>	<b>39,505</b>	<b>24,905</b>	<b>30,492</b>	<b>27,287</b>	<b>19,079</b>
<i>Share of Bengal . . . . .</i>	<i>133</i>	<i>190</i>	<i>202</i>	<i>131</i>	<i>222</i>	<i>3,367</i>	<i>5,278</i>	<i>5,452</i>	<i>4,923</i>	<i>4,595</i>
" <i>Bombay . . . . .</i>	<i>2,475</i>	<i>1,857</i>	<i>1,999</i>	<i>2,139</i>	<i>1,547</i>	<i>1,37,532</i>	<i>1,12,608</i>	<i>1,18,863</i>	<i>1,10,183</i>	<i>72,790</i>
" <i>Sind . . . . .</i>	<i>19</i>	<i>12</i>	<i>3</i>	<i>2</i>	<i>2</i>	<i>880</i>	<i>367</i>	<i>240</i>	<i>35</i>	<i>54</i>
" <i>Madras . . . . .</i>	<i>1,132</i>	<i>1,458</i>	<i>1,217</i>	<i>1,615</i>	<i>864</i>	<i>76,390</i>	<i>96,743</i>	<i>73,712</i>	<i>71,242</i>	<i>35,453</i>
" <i>Burma . . . . .</i>	<i>—</i>	<i>—</i>	<i>1</i>	<i>110</i>	<i>—</i>	<i>—</i>	<i>—</i>	<i>100</i>	<i>960</i>	<i>—</i>
<b>TOTAL</b>	<b>3,764</b>	<b>3,517</b>	<b>3,427</b>	<b>4,037</b>	<b>2,635</b>	<b>2,17,769</b>	<b>2,14,091</b>	<b>1,98,167</b>	<b>1,87,353</b>	<b>1,02,892</b>
<i>Cardamoms (I. F)—</i>										
United Kingdom . . . . .	1,627	827	1,782	1,290	780	4,64,048	2,48,483	4,31,039	2,37,104	1,63,423
Palestine . . . . .	35	43	61	146	104	10,000	8,425	10,750	24,700	14,170
Aden and Dependencies . . . . .	403	396	292	433	182	79,150	86,868	70,856	70,407	28,720
Bahrein Islands . . . . .	596	757	803	902	267	1,70,130	1,89,473	1,98,230	1,18,729	40,660
Ceylon . . . . .	18	25	9	99	36	7,980	7,176	1,194	22,967	9,025
Straits Settlements (includ- ing Labuan) . . . . .	170	140	132	1,353	117	23,288	27,269	46,661	57,527	14,781
Federated Malay States . . . . .	—	—	—	122	—	—	—	—	3,570	—
Hongkong . . . . .	5	3	3	8	19	1,440	801	1,140	1,555	1,054
Cape of Good Hope . . . . .	6	3	8	7	4	1,615	1,050	1,950	2,120	800
Natal . . . . .	54	61	44	75	54	5,976	6,475	5,050	7,636	6,131
Zanzibar and Pemba . . . . .	38	20	32	25	26	7,095	3,800	4,685	5,700	4,470
Kenya Colony . . . . .	46	22	24	29	29	8,630	3,261	4,720	6,405	4,995
Anglo-Egyptian Sudan . . . . .	83	33	95	132	27	18,403	10,000	23,354	36,965	5,115
Mauritius and Dependencies . .	13	11	6	7	4	3,893	2,920	1,702	2,570	910
Fiji Islands . . . . .	2	4	10	7	4	1,430	1,073	1,969	1,517	778
Other British Possessions . . . .	6	4	1	8	2	1,040	861	422	1,672	181
<b>TOTAL BRITISH EMPIRE</b>	<b>3,117</b>	<b>2,357</b>	<b>3,342</b>	<b>4,703</b>	<b>1,655</b>	<b>3,04,230</b>	<b>5,98,540</b>	<b>3,07,322</b>	<b>6,01,144</b>	<b>2,95,268</b>
Russia—										
Northern Russia . . . . .	26	70	—	43	12	6,200	20,300	—	10,944	3,024
Southern " . . . . .	3	3	4	2	—	375	450	825	300	—
Finland . . . . .	43	98	111	39	—	11,656	29,800	33,423	16,224	—
Georgia . . . . .	—	46	2	3	—	—	14,314	450	450	—
Sweden . . . . .	1,324	850	1,633	2,342	1,719	3,65,936	2,53,757	4,35,337	4,22,463	3,72,049
Norway . . . . .	303	292	335	560	153	82,432	92,598	94,594	1,06,908	23,369
Denmark . . . . .	769	314	543	922	307	1,49,731	85,592	1,21,346	1,54,897	45,884
Germany . . . . .	721	1,039	1,371	1,402	855	1,37,245	3,11,380	3,50,293	2,42,537	1,15,567
Netherlands . . . . .	10	28	76	79	33	3,000	7,650	18,703	11,622	24,327
Belgium . . . . .	13	—	10	5	—	3,290	—	3,500	1,120	—
France . . . . .	—	6	45	—	—	—	1,890	12,530	—	—
Italy . . . . .	10	6	6	—	—	3,000	1,680	1,500	—	—
Austria . . . . .	39	—	—	—	—	11,600	—	—	—	—

GENERAL EXPORTS

( 792 )

INDIAN MERCHANDISE

No. 14—continued

ARTICLES, AND COUNTRIES OF FINAL DESTINATION; ALSO SHARE OF EACH PROVINCE	QUANTITY					VALUE				
	1927-28	1928-29	1929-30	1930-31	1931-32	1927-28	1928-29	1929-30	1930-31	1931-32
						₹	₹	₹	₹	₹
<b>Spices—continued</b>										
<i>Cardamoms (I. F)—continued</i>	Cwts.	Cwts.	Cwts.	Cwts.	Cwts.					
Turkey, European . . . . .	4	..	12	8	6	925	..	2,840	600	1,800
Syria . . . . .	116	136	85	92	57	20,150	26,321	15,875	13,850	7,650
Maskat Territory and Trucial Oman . . . . .	48	41	75	64	39	12,862	10,125	21,600	17,912	7,800
Other Native States in Arabia . . . . .	471	610	748	1,108	575	1,08,790	1,46,298	1,78,530	2,28,147	1,00,061
Iraq . . . . .	128	202	149	126	54	24,038	26,979	28,971	22,247	7,614
Persia . . . . .	174	257	278	197	130	26,828	42,267	48,049	35,523	14,914
Java . . . . .	7	6	10	11	17	1,450	1,870	2,419	2,295	2,005
Egypt . . . . .	234	195	295	349	108	55,217	42,152	62,528	62,677	15,850
Portuguese East Africa . . . . .	28	4	11	8	15	3,080	1,500	3,600	2,100	2,690
Madagascar . . . . .	1	7	..	1	..	300	1,025	..	200	..
Italian East Africa . . . . .	4	8	25	7	7	1,200	2,075	6,100	1,225	1,108
United States of America— Via Atlantic Coast . . . . .	1,287	1,043	1,039	1,371	656	4,32,458	3,26,478	3,29,699	2,87,934	1,69,787
" Pacific " . . . . .	..	..	..	..	59	..	..	..	..	11,056
Other Foreign Countries . . . . .	4	..	2	4	1	..	..	..	..	152
<b>TOTAL FOREIGN COUNTRIES</b>	<b>5,776</b>	<b>5,270</b>	<b>6,875</b>	<b>8,787</b>	<b>4,808</b>	<b>15,22,330</b>	<b>14,52,279</b>	<b>18,23,698</b>	<b>16,42,794</b>	<b>9,41,867</b>
<i>Share of Bengal</i>	101	65	50	70	42	13,063	8,950	7,585	9,116	3,134
" Bombay . . . . .	5,756	5,048	5,755	6,022	2,852	15,85,588	13,24,608	15,76,298	11,39,116	5,12,021
" Sind . . . . .	..	12	8	3	2	..	2,120	862	425	155
" Madras . . . . .	2,985	2,430	4,394	6,153	3,559	7,23,668	7,04,363	10,45,074	10,56,347	7,21,353
" Burma . . . . .	41	22	10	1,242	8	4,291	788	1,098	28,934	467
<b>TOTAL</b>	<b>8,893</b>	<b>7,627</b>	<b>10,217</b>	<b>13,490</b>	<b>6,463</b>	<b>23,26,610</b>	<b>20,50,819</b>	<b>26,30,915</b>	<b>22,48,938</b>	<b>12,37,135</b>
<i>Other British Possessions</i>	Cwts.	Cwts.	Cwts.	Cwts.	Cwts.					
United Kingdom . . . . .	575	1,235	210	134	81	17,946	33,648	7,172	4,212	2,047
Aden and Dependencies . . . . .	1,235	1,040	1,135	1,279	1,213	35,097	27,932	30,524	38,790	25,700
Maldives . . . . .	72	32	64	56	44	1,365	681	1,420	1,526	776
Ceylon . . . . .	138,900	143,390	134,961	152,619	146,900	33,96,522	29,88,727	35,57,229	29,94,848	20,96,400
Straits Settlements (including Labuan) . . . . .	27,553	23,360	22,837	10,370	8,837	4,70,178	3,96,998	6,29,196	2,09,027	1,16,027
Federated Malay States . . . . .	2,025	1,218	2,325	1,270	1,046	53,685	26,166	67,325	30,365	14,432
Hongkong . . . . .	127	84	99	63	50	3,150	1,703	2,531	1,385	673
Cape of Good Hope . . . . .	420	99	130	135	103	9,629	2,729	4,035	3,039	2,310
Natal . . . . .	116	23	303	1,407	560	4,412	1,230	10,228	44,898	14,368
Zanzibar and Pemba . . . . .	43	45	47	38	56	1,548	1,340	1,785	1,693	2,095
Tanganyika Territory . . . . .	32	75	45	48	48	962	2,560	1,765	1,910	1,375
Anglo-Egyptian Sudan . . . . .	35	143	..	..	9	1,335	2,260	..	..	300
Mauritius and Dependencies . . . . .	2,183	1,909	1,450	1,439	1,991	31,945	32,462	37,875	21,764	22,634
Victoria . . . . .	180	147	..	..	30	5,445	3,657	..	..	608
New South Wales . . . . .	100	40	..	..	..	2,911	872	..	..	..
Australian Commonwealth (Total) . . . . .	280	187	..	..	30	3,356	4,529	..	..	608
Other British Possessions . . . . .	24	77	48	49	59	1,27	2,814	1,425	1,240	1,110
<b>TOTAL BRITISH EMPIRE</b>	<b>173,640</b>	<b>172,917</b>	<b>163,654</b>	<b>168,907</b>	<b>161,087</b>	<b>40,87,600</b>	<b>35,25,774</b>	<b>48,52,510</b>	<b>33,54,742</b>	<b>23,01,845</b>
Germany . . . . .	..	43	87	..	..	..	1,532	2,436	..	..
France . . . . .	..	40	..	..	..	..	1,600	..	..	..
Syria . . . . .	6	43	11	..	..	..	400	1,405	250	..
Maskat Territory and Trucial Oman . . . . .	314	320	247	416	237	11,693	8,200	6,884	11,228	3,693
Other Native States in Arabia . . . . .	293	195	255	357	70	14,991	10,912	9,638	9,384	1,779
Iraq . . . . .	393	158	72	120	374	9,726	4,905	1,680	2,865	6,715
Persia . . . . .	570	227	234	266	555	17,767	6,991	6,758	6,070	10,573
Egypt . . . . .	388	878	17	46	7	9,479	20,610	650	1,838	168
Portuguese East Africa . . . . .	12	5	114	26	10	520	215	4,305	750	401
Italian East Africa (Somaliland and Eritrea) . . . . .	175	4,030	4,409	1,834	315	4,829	1,11,580	1,54,325	46,322	8,524
United States of America— Via Atlantic Coast . . . . .	4,505	2,002	964	120	..	1,51,754	81,666	31,345	2,857	..
Other Foreign Countries . . . . .	87	42	66	52	47	1,138	857	1,653	1,274	938
<b>TOTAL FOREIGN COUNTRIES</b>	<b>6,713</b>	<b>7,992</b>	<b>6,476</b>	<b>3,237</b>	<b>1,615</b>	<b>2,22,297</b>	<b>2,50,473</b>	<b>2,19,924</b>	<b>82,097</b>	<b>32,791</b>

No. 14—continued

ARTICLES, AND COUNTRIES OF FINAL DESTINATION; ALSO SHARE OF EACH PROVINCE	QUANTITY					VALUE				
	1927-28	1928-29	1929-30	1930-31	1931-32	1927-28	1928-29	1929-30	1930-31	1931-32
<b>Spices—continued</b>										
<i>Chillies (I. F.)—continued</i>	Cwts.	Cwts.	Cwts.	Cwts.	Cwts.	R	R	R	R	R
Share of Bengal . . . . .	116,379	109,384	97,074	126,532	112,864	26,74,247	20,45,433	24,43,534	22,46,350	14,58,462
" Bombay . . . . .	7,947	7,711	9,262	5,581	3,168	2,59,731	2,66,200	2,97,743	1,52,776	73,319
" Sind . . . . .	334	1,618	242	295	308	8,616	25,424	3,994	4,943	4,390
" Madras . . . . .	38,515	56,200	53,189	34,736	39,868	11,24,962	13,24,507	15,78,600	8,06,975	7,11,924
" Burma . . . . .	17,178	6,996	10,363	5,000	6,494	2,42,341	1,14,683	2,48,473	1,21,795	86,541
<b>TOTAL</b>	180,353	180,900	170,130	172,144	162,702	43,09,397	37,76,247	45,72,434	34,36,839	23,34,636
<i>Cinnamon (I. F.)—</i>	Cwts.	Cwts.	Cwts.	Cwts.	Cwts.					
United Kingdom . . . . .	40	116	78	18	74	2,400	9,225	6,800	1,000	5,219
Other British Possessions . . . . .	6	6	22	5	20	310	160	740	107	431
<b>TOTAL BRITISH EMPIRE</b>	46	121	100	23	94	2,710	9,385	7,340	1,107	5,650
<b>TOTAL FOREIGN COUNTRIES.</b>	3	..	14	..	..	89	10	420	..	..
<i>Share of Bengal</i>	7	5	3	5	20	257	160	60	107	431
" Bombay . . . . .	2	..	19	..	..	90	..	620	..	..
" Sind . . . . .	..	..	..	..	..	22	10	..	..	..
" Madras . . . . .	40	116	92	18	74	2,430	9,225	7,020	1,000	5,219
" Burma . . . . .	..	..	..	..	..	..	..	50	..	..
<b>TOTAL</b>	49	121	114	23	94	2,799	9,395	7,780	1,107	5,650
<i>Cloves (I. F.)—</i>	Cwts.	Cwts.	Cwts.	Cwts.	Cwts.					
Straits Settlements (including Labuan) . . . . .	..	9	122	..	..	..	105	2,070	..	..
Fiji Islands . . . . .	6	12	15	10	10	648	1,262	1,979	1,143	920
Other British Possessions . . . . .	4	4	..	1	..	295	97	..	93	..
<b>TOTAL BRITISH EMPIRE</b>	10	25	137	11	10	943	1,464	4,049	1,236	920
Georgia . . . . .	..	..	..	..	30	..	..	..	..	1,315
Other Foreign Countries . . . . .	2	2	..	..	..	150	125	68	..	..
<b>TOTAL FOREIGN COUNTRIES</b>	2	2	..	..	30	150	125	68	..	1,315
<i>Share of Bengal</i>	9	26	137	11	40	863	1,519	4,117	1,233	2,235
" Bombay . . . . .	3	..	..	..	..	230	..	..	..	..
" Sind . . . . .	..	1	..	..	..	..	30	..	..	..
" Madras . . . . .	..	..	..	..	..	..	40	..	3	..
<b>TOTAL</b>	12	27	137	11	40	1,093	1,589	4,117	1,236	2,235
<i>Ginger (I. F.)—</i>	Cwts.	Cwts.	Cwts.	Cwts.	Cwts.					
United Kingdom . . . . .	8,595	1,092	4,681	5,078	5,424	2,75,080	55,035	1,00,639	1,50,365	1,15,102
Palestine . . . . .	24	46	2	68	37	530	1,882	100	2,655	1,200
Adon and Dependencies . . . . .	18,783	17,078	18,979	18,949	18,195	7,61,126	6,53,739	7,28,107	6,17,722	4,40,743
Bahrain Islands . . . . .	183	223	343	299	426	7,209	8,883	12,108	10,295	15,800
Ceylon . . . . .	1,015	2,688	2,988	2,533	2,208	56,701	1,14,134	1,25,947	83,205	42,010
Hongkong . . . . .	..	..	..	23	..	..	14	..	1,045	..
Cape of Good Hope . . . . .	114	84	153	139	249	4,705	3,062	3,752	3,750	4,350
Natal . . . . .	88	18	8	7	16	3,795	742	397	831	585
Zanzibar and Pemba . . . . .	525	294	449	480	480	24,592	14,298	21,307	23,853	10,452
Kenya Colony . . . . .	332	326	364	378	440	20,176	17,852	18,912	17,835	17,903
Tanganyika Territory . . . . .	111	83	62	99	124	5,103	3,715	2,947	4,885	4,870
Anglo-Egyptian Sudan . . . . .	942	1,046	1,349	1,858	1,578	27,189	48,177	53,260	57,668	34,547
Mauritius and Dependencies . . . . .	51	4	10	11	3	1,520	162	290	280	60
Canada—										
Via Atlantic Coast . . . . .	..	100	..	100	662	..	3,500	..	3,000	16,353
British Guiana . . . . .	89	20	..	6	..	3,200	710	..	176	..
Western Australia . . . . .	20	..	..	20	30	700	..	..	820	390
South Australia (including Northern Territory) . . . . .	40	80	..	110	240	1,140	3,120	..	3,350	3,270
Victoria . . . . .	316	..	40	60	110	10,180	..	1,680	1,680	2,015
New South Wales . . . . .	37	180	..	80	250	1,850	8,300	..	1,500	3,220
Queensland . . . . .	80	..	..	..	20	2,400	..	..	..	270

GENERAL EXPORTS

INDIAN MERCHANDISE

( 794 )

No. 14—continued

ARTICLES, AND COUNTRIES OF FINAL DESTINATION; ALSO SHARE OF EACH PROVINCE	QUANTITY					VALUE				
	1927-28	1928-29	1929-30	1930-31	1931-32	1927-28	1928-29	1929-30	1930-31	1931-32
	Cwts.	Cwts.	Cwts.	Cwts.	Cwts.	₹	₹	₹	₹	₹
<b>Spices—continued</b>										
<i>Ginger (L. F.)—continued</i>										
<i>Australian Commonwealth (Total)</i>	493	260	40	270	650	16,270	11,986	1,680	6,910	9,165
<i>New Zealand (including Nauru and Br. Samoa)</i>	120	90	100	460	385	2,800	3,440	4,020	7,850	5,865
<i>Fiji Islands</i>	13	57	23	34	46	393	2,391	1,965	1,576	1,572
<i>Other British Possessions</i>	49	35	21	16	33	828	450	430	450	691
<b>TOTAL BRITISH EMPIRE</b>	<b>32,477</b>	<b>24,144</b>	<b>29,571</b>	<b>30,813</b>	<b>30,966</b>	<b>12,11,231</b>	<b>9,42,342</b>	<b>11,65,861</b>	<b>9,93,841</b>	<b>7,85,906</b>
<b>Russia—</b>										
<i>Northern Russia</i>	..	..	24	..	..	..	..	720	..	..
<i>Southern "</i>	23	60	196	68	..	840	1,807	6,428	2,078	..
<i>Georgia</i>	84	31	42	449	54	1,953	937	1,275	13,712	1,582
<i>Sweden</i>	220	40	40	472	410	10,000	2,000	2,760	13,669	9,840
<i>Norway</i>	..	27	..	..	..	..	1,070	..	..	..
<i>Denmark</i>	30	60	..	25	40	1,800	3,000	..	1,125	800
<i>Germany</i>	3,798	1,519	1,337	2,652	2,013	1,63,892	77,450	72,920	98,158	56,126
<i>Netherlands</i>	50	160	25	245	100	2,250	6,278	875	7,552	3,500
<i>France</i>	106	..	200	..	160	3,050	..	6,150	..	2,330
<i>Italy</i>	78	..	10	40	50	3,182	..	350	300	1,150
<i>Syria</i>	93	26	117	229	231	3,412	1,990	4,005	6,195	5,507
<i>Makat Territory and Trucial Oman</i>	116	54	84	129	122	5,439	2,335	3,970	5,468	3,820
<i>Other Native States in Arabia</i>	3,334	2,089	3,915	6,757	12,731	1,19,925	89,158	1,57,588	1,98,099	2,78,123
<i>Iraq</i>	546	312	292	521	436	18,114	11,321	10,233	15,476	11,598
<i>Persia</i>	932	555	1,274	1,972	2,165	31,695	18,938	46,721	65,342	63,899
<i>Java</i>	35	12	39	44	55	1,250	500	1,994	1,625	1,350
<i>Egypt</i>	423	362	273	1,311	916	15,499	14,727	13,060	43,963	27,377
<i>French Somaliland</i>	..	48	39	42	37	..	1,650	3,640	1,545	1,250
<i>Italian East Africa (Somaliland and Eritrea)</i>	492	983	1,112	997	953	20,210	44,937	45,926	33,775	28,191
<b>United States of America—</b>										
<i>Wld Atlantic Coast</i>	4,156	2,603	2,443	3,415	3,094	1,16,269	96,140	83,182	85,085	51,280
<i>Other Foreign Countries</i>	64	41	32	59	8	2,196	1,650	1,109	1,325	565
<b>TOTAL FOREIGN COUNTRIES</b>	<b>14,590</b>	<b>8,982</b>	<b>11,594</b>	<b>19,427</b>	<b>23,575</b>	<b>5,21,006</b>	<b>3,75,913</b>	<b>4,67,961</b>	<b>6,08,488</b>	<b>5,48,788</b>
<b>Share of Bengal</b>	<b>356</b>	<b>231</b>	<b>394</b>	<b>132</b>	<b>68</b>	<b>3,494</b>	<b>7,301</b>	<b>14,740</b>	<b>5,850</b>	<b>2,237</b>
<i>" Bombay</i>	29,159	26,049	31,164	34,560	40,533	11,48,473	9,90,077	12,05,909	11,31,103	9,80,465
<i>" Sind</i>	12	51	40	60	109	450	1,295	1,170	1,590	1,319
<i>" Madras</i>	16,936	6,691	9,131	15,438	13,331	5,74,787	3,10,439	4,08,998	4,82,737	2,90,123
<i>" Burma</i>	4	111	436	..	..	33	493	3,007	..	..
<b>TOTAL</b>	<b>47,067</b>	<b>33,126</b>	<b>41,165</b>	<b>50,240</b>	<b>54,541</b>	<b>17,32,237</b>	<b>13,19,255</b>	<b>16,33,822</b>	<b>16,02,279</b>	<b>12,84,694</b>
<b>Pepper (L. F.)—</b>										
<i>United Kingdom</i>	36,397	17,630	21,984	14,194	9,512	31,32,968	16,70,318	19,66,033	6,86,190	3,67,359
<i>Malta and Gozo</i>	..	..	..	..	50	..	..	..	..	1,500
<i>Gibraltar</i>	15	..	..	..	..	1,000	..	..	..	..
<i>Palestine</i>	96	182	237	275	353	6,938	17,400	24,975	17,320	19,010
<i>Aden and Dependencies</i>	2,362	2,104	2,293	2,131	1,715	1,63,993	1,59,504	1,42,409	1,30,321	39,019
<i>Bahrain Island</i>	179	650	772	777	450	10,520	54,139	60,594	53,755	34,083

No. 14—continued

ARTICLES, AND COUNTRIES OF FINAL DESTINATION; ALSO SHARE OF EACH PROVINCE	QUANTITY					VALUE				
	1927-28	1928-29	1929-30	1930-31	1931-32	1927-28	1928-29	1929-30	1930-31	1931-32
<i>Spices—continued</i>										
<i>Pepper (L. P)—continued</i>										
Ceylon	Cwts. 2,078	Cwts. 1,485	Cwts. 1,798	Cwts. 2,225	Cwts. 1,148	R 1,73,047	R 1,34,428	R 1,44,787	R 88,102	R 52,044
Straits Settlements (including Labuan)	28,090	2,941	2,227	18	6	18,79,601	2,68,788	2,33,551	580	415
Cape of Good Hope	64	6	16	10	..	3,320	472	1,515	630	..
Natal	815	250	155	45	58	22,979	23,889	15,045	4,335	4,625
Zanzibar and Pemba	250	175	333	179	155	13,775	14,255	24,992	11,815	10,130
Kenya Colony	197	158	192	180	166	12,865	11,755	14,930	12,882	10,281
Tanganyika Territory	115	138	130	143	149	6,974	10,442	9,207	9,695	8,140
Anglo-Egyptian Sudan	560	585	695	508	180	47,009	61,360	54,232	81,665	8,778
Mauritius and Dependences	89	82	5	17	..	18,079	5,710	560	814	..
Seychelles	28	36	35	195	25	1,885	2,900	2,540	14,865	1,245
Canada—										
<i>Vid Atlantic Coast</i>	869	1,050	1,516	1,513	1,813	60,225	87,500	1,21,040	74,074	71,544
" Pacific "	..	201	200	60	..	..	20,090	18,000	2,600	..
British West India Islands	17	1	1	3	13	1,790	108	15	142	592
British Guiana	123	78	55	26	56	9,478	7,635	4,976	1,552	2,174
Victoria	..	..	..	..	40	..	..	..	..	1,800
Australian Commonwealth (Total)	..	..	..	..	40	..	..	..	..	1,800
New Zealand	..	39	119	..	..	..	3,840	11,918	..	..
Fiji Islands	61	111	86	151	35	5,385	11,892	6,492	13,231	1,864
Other British Possessions	7	9	..	5	28	484	689	..	200	884
<b>TOTAL BRITISH EMPIRE</b>	<b>66,909</b>	<b>27,861</b>	<b>32,904</b>	<b>22,648</b>	<b>15,957</b>	<b>55,76,915</b>	<b>25,00,611</b>	<b>28,57,806</b>	<b>11,55,768</b>	<b>6,86,102</b>
<i>Russia—</i>										
Northern	..	..	107	..	..	..	..	6,375	..	..
Southern	12	895	194	62	..	500	22,715	12,110	3,071	..
Georgia	95	45	22	208	82	8,478	3,550	1,125	8,794	3,480
Norway	..	145	160	308	50	..	13,980	16,000	10,850	3,500
Germany	5,648	4,430	5,754	6,082	2,889	4,53,850	4,18,744	5,28,727	2,31,152	85,687
Netherlands	1,210	550	367	237	200	95,800	48,550	32,596	11,500	12,089
Belgium	600	100	861	50	143	43,500	9,000	33,908	8,625	8,625
France	2,473	2,070	2,859	2,907	2,817	2,18,375	2,01,749	2,58,492	1,34,080	1,06,063
Spain	..	..	100	120	200	..	..	10,000	6,900	6,800
Italy	21,754	21,729	29,749	23,660	31,678	19,26,375	21,38,060	26,01,402	15,23,012	11,79,669
Austria	850	..	..	..	50	35,000	11,625	6,400	3,575	2,000
Bulgaria	..	125	69	212	430	..	..	..	8,575	19,874
Roumania	805	..	87	40	457	48,330	..	9,850	2,400	15,724
Greece	998	..	219	..	1,255	79,900	..	21,450	..	57,783
Turkey, European	2,059	855	672	192	1,130	1,24,493	88,397	65,200	10,500	49,630
Turkey, Asiatic	54	51	122	262	221	4,150	4,500	11,000	18,300	15,312
Smyrna	..	50	40	73	40	..	6,500	4,000	5,900	1,215
Syria	2,223	1,007	1,238	1,127	684	1,89,910	1,08,798	1,12,023	76,463	40,399
Mascat Territory and Trucial Oman	412	160	209	192	184	27,278	14,400	18,785	12,505	12,670
Other Native States in Arabia	785	518	602	983	1,102	47,739	46,197	53,367	70,283	54,420
Iraq	3,135	4,279	1,539	1,976	880	1,99,669	3,10,262	1,19,597	1,32,539	42,180
Persia	2,442	2,723	5,361	8,406	2,697	1,33,410	1,97,105	4,16,954	5,26,574	1,43,895
China (exclusive of Hong-kong and Macao)	..	81	..	1	1	..	7,150	..	50	60
Egypt	13,216	6,824	6,303	5,297	5,007	9,77,416	5,15,427	5,54,392	3,29,819	2,36,155
Sudan	..	..	130	180	100	..	..	9,100	5,400	2,900
Algeria	62	..	..	..	..	3,625	..	..	..	..
Morocco	120	331	232	..	187	11,750	29,812	25,424	..	7,500
Portuguese East Africa	31	951	22	9	14	2,005	99,015	2,000	900	835
Italian East Africa (Somaliland and Eritrea)	127	730	521	511	519	3,604	60,719	43,590	32,825	23,235
French Somaliland	..	39	..	15	13	..	1,780	..	900	690
United States of America—										
<i>Vid Atlantic Coast</i>	99,200	14,089	30,230	19,438	25,433	50,95,862	13,30,056	26,36,659	8,59,765	8,61,399
" Pacific "	725	1,062	300	..	32	53,450	98,325	23,000	6,000	3,200
Cuba	..	..	128	..	61	..	..	10,909	..	..
Mexico	225	125	81	..	..	13,050	10,375	5,625	..	..
Chile	..	37	93	163	..	..	3,300	3,250	5,200	..
Argentine Republic (including the Atlantic Coast of Patagonia)	..	425	424	437	..	..	41,000	37,210	22,500	..
Peru	..	62	112	..	..	..	5,500	8,900	..	..
Other Foreign Countries	18	26	6	21	5	4,327	1,990	568	1,428	257
<b>TOTAL FOREIGN COUNTRIES</b>	<b>129,788</b>	<b>64,604</b>	<b>88,543</b>	<b>73,261</b>	<b>78,140</b>	<b>97,78,554</b>	<b>58,94,776</b>	<b>77,04,828</b>	<b>40,61,785</b>	<b>30,52,756</b>
<i>Share of Bengal</i>	15,479	1,437	797	1,267	465	12,03,619	1,64,659	77,089	55,557	30,020
" Bombay	49,695	25,956	28,352	25,314	17,616	38,00,770	21,13,999	23,72,501	16,07,148	9,46,439
" Sind	26	20	16	42	117	1,347	1,588	860	1,970	4,233
" Madras	130,598	64,985	92,368	74,280	67,605	1,03,44,433	61,79,908	81,10,752	35,52,423	27,57,844
" Burma	2	17	14	6	8,294	400	1,235	1,352	355	323
<b>TOTAL</b>	<b>195,697</b>	<b>92,465</b>	<b>121,447</b>	<b>100,909</b>	<b>94,097</b>	<b>1,53,50,469</b>	<b>84,61,387</b>	<b>1,05,62,634</b>	<b>52,17,553</b>	<b>37,38,858</b>

GENERAL EXPORTS

( 796 )

INDIAN MERCHANDISE

No. 14—continued

ARTICLES, AND COUNTRIES OF FINAL DESTINATION; ALSO SHARE OF EACH PROVINCE	QUANTITY					VALUE				
	1927-28	1928-29	1929-30	1930-31	1931-32	1927-28	1928-29	1929-30	1930-31	1931-32
	Cwts.	Cwts.	Cwts.	Cwts.	Cwts.	₹	₹	₹	₹	₹
<i>Spices—continued</i>										
<i>Other sorts (L. F.)—</i>										
United Kingdom . . . . .	557	483	4	51	9	28,592	15,044	375	4,281	31
Adon and Dependencies . . . . .	180	104	142	141	73	5,140	3,687	6,533	4,550	2,111
Ceylon . . . . .	206	3	..	..	7	1,376	80	..	..	13
Straits Settlements (including Labuan) . . . . .	112	29	6	4	3	2,904	700	340	200	11
Federated Malay States . . . . .	49	32	1	12	18	1,505	765	100	665	69
Hongkong . . . . .	14	15	27	19	37	880	924	1,605	1,020	1,551
Kenya Colony . . . . .	11	53	12	5	..	435	2,070	557	165	..
Canada— Via Atlantic Coast . . . . .	100	140	120	60	60	2,257	5,743	4,106	1,800	2,101
British Guiana . . . . .	99	69	30	4	12	2,186	1,575	845	65	21
Fiji Islands . . . . .	4	9	21	28	51	189	820	1,334	1,854	1,999
Other British Possessions . . . . .	61	31	35	55	22	1,457	1,050	1,405	1,321	40
<b>TOTAL BRITISH EMPIRE</b>	<b>1,343</b>	<b>968</b>	<b>398</b>	<b>379</b>	<b>292</b>	<b>41,981</b>	<b>32,468</b>	<b>17,200</b>	<b>15,921</b>	<b>9,72</b>
Germany . . . . .	..	26	..	3	..	8	1,313	..	173	..
Mascat Territory and Tru- cial Oman . . . . .	202	211	191	210	218	6,379	6,278	5,765	5,003	4,811
Other Native States in Arabia . . . . .	..	..	1	62	40	..	..	80	1,991	1,051
Persia . . . . .	99	101	93	62	3	3,121	3,675	2,744	1,599	5
Java . . . . .	4	17	16	14	7	235	1,160	1,120	955	521
China (exclusive of Hongkong and Macao) . . . . .	13	8	10	15	26	840	655	635	968	1,170
Other Foreign Countries . . . . .	55	30	40	48	52	2,079	1,208	1,597	1,013	2,038
<b>TOTAL FOREIGN COUNTRIES</b>	<b>373</b>	<b>393</b>	<b>351</b>	<b>409</b>	<b>346</b>	<b>12,602</b>	<b>14,239</b>	<b>11,391</b>	<b>12,312</b>	<b>9,158</b>
<i>Share of Bengal</i>	<i>419</i>	<i>138</i>	<i>122</i>	<i>138</i>	<i>183</i>	<i>8,459</i>	<i>6,218</i>	<i>7,063</i>	<i>6,319</i>	<i>7,606</i>
.. Bombay . . . . .	551	456	227	240	178	21,728	17,135	9,538	7,393	3,352
.. Sind . . . . .	501	419	280	303	276	17,685	12,499	8,348	7,638	5,621
.. Madras . . . . .	155	296	120	107	60	4,976	10,405	4,106	5,832	2,168
.. Burma . . . . .	90	52	..	..	1	1,795	900	36	51	79
<b>TOTAL</b>	<b>1,716</b>	<b>1,361</b>	<b>749</b>	<b>788</b>	<b>638</b>	<b>54,643</b>	<b>46,757</b>	<b>20,001</b>	<b>28,233</b>	<b>18,886</b>
<i>Total Spices—</i>										
United Kingdom . . . . .	47,791	21,338	26,739	20,705	15,891	39,16,058	20,31,753	26,01,913	10,83,277	6,53,552
Gibraltar . . . . .	15	2	..	1	..	1,000	50	..	60	..
Malta & Gozo . . . . .	..	..	..	..	50	..	..	..	..	1,500
Palestine . . . . .	157	274	350	430	499	17,518	27,707	35,825	45,175	35,040
Adon and Dependencies . . . . .	23,340	21,632	23,216	23,318	21,678	10,80,605	9,51,937	9,05,255	8,77,514	6,05,554
Bahrain Islands . . . . .	992	1,057	1,939	2,003	1,150	1,88,981	2,53,102	2,71,787	1,83,475	91,063
Maldives . . . . .	108	38	60	66	83	2,378	1,011	1,540	1,981	1,588
Ceylon . . . . .	143,129	147,800	139,780	157,480	150,371	36,36,349	32,47,309	38,29,940	31,89,386	22,00,140
Straits Settlements (including Labuan) . . . . .	50,965	26,532	25,405	11,833	8,988	23,77,224	9,95,838	9,12,947	2,69,526	1,33,198
Federated Malay States . . . . .	2,076	1,291	2,327	1,406	1,065	55,441	28,105	67,499	34,764	15,148
Hongkong . . . . .	149	104	129	118	112	5,820	3,602	5,296	5,033	3,539
Nigeria (including British Cameroons) . . . . .	..	..	..	..	3	..	..	..	..	150
Cape of Good Hope . . . . .	628	211	338	298	362	20,964	9,298	13,342	10,174	7,930
Natal . . . . .	2,094	2,035	1,936	3,635	1,743	1,31,732	1,39,792	1,15,573	1,52,252	60,370
Zanzibar and Pemba . . . . .	946	603	905	777	760	57,682	37,719	56,714	46,491	35,592
Kenya Colony . . . . .	1,263	1,104	1,219	1,103	1,155	85,787	73,234	81,230	68,038	57,607
Tanganyika Territory . . . . .	388	465	363	420	407	21,101	20,854	21,906	24,350	19,800
Anglo-Egyptian Sudan . . . . .	1,637	1,822	2,148	2,556	1,807	94,539	1,17,712	1,34,956	1,26,913	49,370
Mauritius and Dependencies . . . . .	2,397	2,065	1,517	1,438	2,017	1,08,084	44,331	44,018	26,248	24,434
Seychelles . . . . .	43	53	55	217	46	2,209	3,505	3,205	15,682	1,705
Canada— Via Atlantic Coast . . . . .	969	1,310	1,636	1,077	2,535	62,482	97,743	1,25,146	79,374	89,997
.. Pacific . . . . .	..	204	200	60	..	..	20,690	18,000	2,800	..
British West India Islands . . . . .	47	3	1	7	15	2,574	208	182	398	692
British Guiana . . . . .	326	186	101	60	81	15,385	10,503	6,304	2,454	2,070
Western Australia . . . . .	20	..	..	20	30	700	..	..	320	390
South Australia (including Northern Territory) . . . . .	40	53	..	110	240	1,140	3,403	..	3,350	3,270
Victoria . . . . .	496	147	40	60	180	15,625	3,857	1,680	1,680	4,423
New South Wales . . . . .	139	220	..	80	259	4,811	9,678	..	1,560	3,370
Queensland . . . . .	80	..	..	..	20	2,400	..	..	..	270
<i>Australian Commonwealth (Total)</i>	<i>775</i>	<i>459</i>	<i>40</i>	<i>276</i>	<i>729</i>	<i>21,676</i>	<i>16,744</i>	<i>1,680</i>	<i>6,910</i>	<i>11,723</i>
New Zealand (including Nauru and Br. Samoa) . . . . .	120	129	219	460	385	2,800	7,280	15,933	7,850	5,365
Fiji Islands . . . . .	215	317	361	391	365	12,454	21,538	19,472	23,420	11,408
<b>TOTAL BRITISH EMPIRE</b>	<b>280,579</b>	<b>221,484</b>	<b>232,095</b>	<b>230,994</b>	<b>212,306</b>	<b>1,19,03,924</b>	<b>78,07,670</b>	<b>98,79,863</b>	<b>62,83,845</b>	<b>41,10,232</b>

No. 14—continued

ARTICLES, AND COUNTRIES OF FINAL DESTINATION; ALSO SHARE OF EACH PROVINCE	QUANTITY					VALUE				
	1927-28	1928-29	1929-30	1930-31	1931-32	1927-28	1928-29	1929-30	1930-31	1931-32
	Owts.	Owts.	Owts.	Owts.	Owts.	R	R	R	R	R
<b>Spices—concluded</b>										
<i>Total Spices—continued</i>										
<b>Russia—</b>										
Northern Russia . . . . .	26	70	131	48	12	6,200	20,300	7,085	10,944	3,024
Southern Russia . . . . .	54	398	394	132	..	1,950	24,972	19,358	6,049	..
Finland . . . . .	48	98	111	89	..	11,656	29,800	33,423	16,224	..
Georgia . . . . .	179	122	66	660	166	10,429	18,331	2,850	22,956	6,377
Sweden . . . . .	1,544	890	1,678	2,814	2,129	3,75,986	2,60,757	4,88,627	4,30,182	3,82,489
Norway . . . . .	308	464	495	866	208	82,482	1,07,648	1,10,594	1,17,268	31,869
Denmark . . . . .	799	374	548	947	347	1,51,531	88,592	1,21,346	1,56,022	46,684
Germany . . . . .	10,165	7,057	8,599	10,162	5,237	8,04,995	8,10,419	9,54,301	5,72,844	2,57,380
Netherlands . . . . .	1,270	738	468	560	398	1,00,850	62,473	52,173	30,674	40,426
Belgium . . . . .	635	101	362	55	148	47,590	9,029	37,446	4,620	8,626
France . . . . .	2,584	2,118	3,104	2,907	2,977	2,16,425	2,05,204	2,77,232	1,34,030	1,08,898
Spain . . . . .	..	..	100	120	200	..	..	10,000	6,900	6,800
Italy . . . . .	21,842	21,735	29,765	28,702	31,728	19,32,537	21,40,340	26,03,262	15,23,912	11,80,819
Austria . . . . .	399	..	..	..	50	46,900	..	..	..	2,000
Bulgaria . . . . .	..	125	69	212	430	..	11,625	6,400	8,575	19,874
Roumania . . . . .	305	..	108	40	457	48,330	..	10,487	2,400	15,724
Greece . . . . .	998	..	219	..	1,255	79,900	..	21,450	..	57,783
Turkey, European . . . . .	2,069	876	684	229	1,136	1,25,481	89,172	68,040	11,850	51,430
" Asiatic . . . . .	54	51	122	268	221	4,150	4,500	11,000	18,500	15,312
Syria . . . . .	2,438	1,212	1,451	1,448	972	2,22,872	1,33,509	1,32,153	96,508	53,556
Smyrna . . . . .	..	50	40	73	40	..	4,500	4,000	5,900	1,215
Maskat Territory and Tru- jal Oman . . . . .	1,111	804	832	1,023	824	64,593	42,128	58,374	52,891	33,420
Other Native States in Arabia . . . . .	5,012	3,471	5,684	9,392	14,570	2,96,788	2,95,097	4,05,720	5,12,422	4,46,330
Iraq . . . . .	4,301	4,981	2,058	2,745	1,777	2,24,345	3,60,714	1,60,698	1,73,172	68,812
Persia . . . . .	4,309	3,934	7,316	10,967	5,577	2,17,036	2,62,196	5,24,893	6,37,710	2,33,712
Afghanistan . . . . .	..	..	1	18	..	..	..	37	1,110	..
Java . . . . .	51	56	107	82	85	3,195	4,026	6,998	5,264	4,116
Sam . . . . .	26	19	15	24	28	1,379	1,049	865	1,355	1,236
China (exclusive of Hong- kong and Macao) . . . . .	18	94	15	23	31	970	8,187	775	1,243	1,313
Egypt . . . . .	14,295	8,264	6,988	7,009	6,039	10,59,581	5,93,076	6,30,947	4,43,036	3,29,572
Tunis . . . . .	..	..	130	180	100	..	..	9,100	5,400	3,900
Algeria . . . . .	62	..	1	1	..	3,625	..	300	160	..
Morocco . . . . .	123	331	282	..	187	12,150	29,813	25,424	..	7,500
Portuguese East Africa . . . . .	426	1,166	433	359	305	28,530	1,15,115	28,861	21,093	18,814
Madagascar . . . . .	33	40	..	17	6	2,110	3,330	..	917	170
Italian East Africa (Somal- land and Eritrea) . . . . .	823	5,847	6,076	3,304	1,798	36,663	2,26,737	2,50,311	1,19,632	66,178
French Somaliland . . . . .	..	100	110	89	84	..	3,680	4,115	3,255	2,090
<b>United States of America—</b>										
<i>Via Atlantic Coast</i> . . . . .	79,148	20,342	34,676	24,408	29,234	57,96,352	18,85,120	30,85,885	12,35,804	10,82,506
" Pacific " . . . . .	725	1,062	303	..	141	58,450	88,825	23,095	..	14,256
Cuba . . . . .	..	..	128	61	..	..	..	10,909	6,060	..
Mexico . . . . .	225	125	81	..	..	13,050	10,875	5,525	..	..
Argentine Republic (inclu- ding the Atlantic Coast of Patagonia) . . . . .	..	425	424	437	..	..	41,000	37,210	22,500	..
Chile . . . . .	..	37	93	163	..	..	3,300	3,250	5,200	..
Peru . . . . .	..	62	112	..	..	..	5,500	8,900	..	..
Other Foreign Countries . . . . .	62	30	12	19	17	2,062	1,742	770	1,041	908
<b>TOTAL FOREIGN COUNTRIES</b>	<b>156,972</b>	<b>87,669</b>	<b>114,391</b>	<b>110,708</b>	<b>108,904</b>	<b>1,20,91,593</b>	<b>80,12,770</b>	<b>1,02,59,277</b>	<b>64,34,693</b>	<b>46,95,754</b>
<i>Share of Bengal</i> . . . . .	<i>132,886</i>	<i>111,526</i>	<i>98,779</i>	<i>128,336</i>	<i>113,904</i>	<i>39,12,369</i>	<i>22,40,118</i>	<i>25,69,640</i>	<i>23,32,060</i>	<i>15,98,839</i>
" <i>Bombay</i> . . . . .	<i>96,118</i>	<i>67,070</i>	<i>76,678</i>	<i>73,906</i>	<i>65,334</i>	<i>69,54,142</i>	<i>48,43,627</i>	<i>55,81,342</i>	<i>41,53,223</i>	<i>35,98,392</i>
" <i>Sind</i> . . . . .	<i>891</i>	<i>2,133</i>	<i>594</i>	<i>705</i>	<i>314</i>	<i>28,600</i>	<i>43,323</i>	<i>15,494</i>	<i>16,601</i>	<i>16,272</i>
" <i>Madras</i> . . . . .	<i>190,339</i>	<i>132,228</i>	<i>100,511</i>	<i>132,347</i>	<i>125,861</i>	<i>1,23,51,546</i>	<i>36,35,273</i>	<i>1,12,28,360</i>	<i>60,59,559</i>	<i>45,14,034</i>
" <i>Burma</i> . . . . .	<i>17,315</i>	<i>6,198</i>	<i>10,824</i>	<i>6,353</i>	<i>14,797</i>	<i>2,48,800</i>	<i>1,13,099</i>	<i>2,54,114</i>	<i>1,52,095</i>	<i>87,409</i>
<b>TOTAL</b>	<b>487,551</b>	<b>319,163</b>	<b>347,386</b>	<b>341,702</b>	<b>321,210</b>	<b>2,39,95,517</b>	<b>1,58,80,440</b>	<b>1,96,38,940</b>	<b>1,27,18,538</b>	<b>87,24,986</b>

GENERAL EXPORTS

( 798 )

INDIAN MERCHANDISE

No. 14—continued

ARTICLES, AND COUNTRIES OF FINAL DESTINATION; ALSO SHARE OF EACH PROVINCE	QUANTITY					VALUE				
	1927-28	1928-29	1929-30	1930-31	1931-32	1927-28	1928-29	1929-30	1930-31	1931-32
<b>Stationery (excluding paper) (III. M)—</b>						R	R	R	R	R
United Kingdom . . . . .	—	—	—	—	—	2,408	2,636	5,862	3,840	4,897
Aden and Dependencies . . . . .	—	—	—	—	—	16,051	13,178	9,412	14,208	6,592
Bahrain Islands . . . . .	—	—	—	—	—	2,080	1,205	650	595	470
Ceylon . . . . .	—	—	—	—	—	22,849	16,214	16,773	14,580	19,088
Straits Settlements (including Labuan) . . . . .	—	—	—	—	—	14,122	10,749	25,105	20,028	15,665
Federated Malay States . . . . .	—	—	—	—	—	1,975	2,337	2,944	2,329	1,830
Hongkong . . . . .	—	—	—	—	—	..	2,500	208	144	277
Natal . . . . .	—	—	—	—	—	600	1,228	350	..	500
Zanzibar and Pemba . . . . .	—	—	—	—	—	4,825	3,555	9,495	7,475	5,445
Kenya Colony . . . . .	—	—	—	—	—	21,208	20,249	16,052	18,140	13,323
Tanganyika Territory . . . . .	—	—	—	—	—	3,635	3,073	4,000	2,100	2,052
Mauritius and Dependencies . . . . .	—	—	—	—	—	1,575	2,225	925	455	2,670
Fiji Islands . . . . .	—	—	—	—	—	175	140	1,175	355	60
Other British Possessions . . . . .	—	—	—	—	—	310	1,240	325	500	11,438
<b>TOTAL BRITISH EMPIRE</b>						91,877	87,484	93,876	84,749	85,237
Germany . . . . .	—	—	—	—	—	..	200	1,250	50	155
Netherlands . . . . .	—	—	—	—	—	..	..	250	1,800	..
France . . . . .	—	—	—	—	—	5,025	500	1,214	..	800
Mascat Territory and Trucial Oman . . . . .	—	—	—	—	—	600	1,074	805	1,040	590
Other Native States in Arabia	—	—	—	—	—	4,070	1,997	2,485	1,125	1,380
Iraq* . . . . .	—	—	—	—	—	3,323	2,581	1,800	739	1,249
Perak . . . . .	—	—	—	—	—	3,260	6,755	4,501	4,578	2,402
Java . . . . .	—	—	—	—	—	120	550	2,219	422	765
Siam . . . . .	—	—	—	—	—	725	282	1,881	759	660
China (exclusive of Hongkong and Macao) . . . . .	—	—	—	—	—	4,100	..	4,215	6,394	93
Portuguese East Africa . . . . .	—	—	—	—	—	4,997	4,737	6,054	3,025	2,175
French Somaliland . . . . .	—	—	—	—	—	359	1,985	800	2,275	410
United States of America— Vid Atlantic Coast . . . . .	—	—	—	—	—	350	200	578	2,091	15
„ Pacific „ . . . . .	—	—	—	—	—	..	..	518	..	370
Other Foreign Countries . . . . .	—	—	—	—	—	150	155	606	780	708
<b>TOTAL FOREIGN COUNTRIES</b>						26,779	21,116	29,326	25,123	11,768
<b>Share of Bengal</b>						13,409	15,661	31,214	23,573	17,523
„ Bombay . . . . .	—	—	—	—	—	30,444	72,395	67,039	65,027	61,046
„ Sind . . . . .	—	—	—	—	—	395	90	420	425	795
„ Madras . . . . .	—	—	—	—	—	17,285	17,641	22,596	14,771	16,174
„ Burma . . . . .	—	—	—	—	—	1,623	2,313	1,703	1,077	1,352
<b>TOTAL</b>						1,13,656	1,08,600	1,23,002	1,09,872	97,005
<b>Stone and Marble (II. B)—</b>										
United Kingdom . . . . .	Tons 10	Tons 5	Tons 2	Tons 605	Tons 4,213	4,000	640	120	18,285	1,07,135
Aden and Dependencies . . . . .	..	2	2	101	1	250	1,012	181	9,704	470
Ceylon . . . . .	3,275	1,275	2,434	1,103	573	32,321	16,216	18,548	7,704	3,777
Straits Settlements (including Labuan) . . . . .	6	65	1	62	1	346	3,779	46	5,247	855
Hongkong . . . . .	6	4	..	..	..	4,900	2,800	..	..	885
Kenya Colony . . . . .	13	9	2	3	5	2,096	2,115	1,375	1,370	1,560
South Australia (including Northern Territory) . . . . .	..	..	..	..	7	..	..	..	..	1,500
<b>Australian Commonwealth (Total)</b>						..	..	..	..	1,600
Other British Possessions . . . . .	14	14	7	12	8	1,347	2,121	2,587	2,307	1,753
<b>TOTAL BRITISH EMPIRE</b>	3,324	1,374	2,508	1,946	4,808	45,260	23,638	23,307	44,597	1,17,440
Germany . . . . .	6	4	1	1	..	4,900	1,770	1,591	1,887	40
Netherlands . . . . .	..	..	..	4	3	..	..	..	4,510	1,150
France . . . . .	50	2	46	..	106	4,500	450	3,701	..	6,300
Austria . . . . .	..	..	3	..	..	..	50	3,000	..	..
Iraq . . . . .	6	7	4	8	..	2,546	3,405	2,110	4,400	..
China (exclusive of Hongkong and Macao) . . . . .	1	1	..	1	..	2,050	2,332	1,740	877	790
United States of America— Vid Atlantic Coast . . . . .	..	721	742	4	..	130	86,577	1,44,210	1,423	..
Other Foreign Countries . . . . .	39	5	2	8	8	2,015	2,116	923	1,001	620
<b>TOTAL FOREIGN COUNTRIES</b>	102	740	798	26	113	16,141	97,200	1,57,215	14,108	8,900
<b>Share of Bengal</b>	12	766	751	175	13	4,527	95,739	1,45,753	17,391	2,764
„ Bombay . . . . .	28	29	3	30	11	13,029	10,997	7,733	11,046	4,215
„ Sind . . . . .	38	4	4	6	2	710	1,230	2,355	4,046	347
„ Madras . . . . .	3,342	1,309	2,542	1,771	4,393	37,411	12,411	22,441	26,137	1,17,139
„ Burma . . . . .	6	6	1	..	1	5,724	5,456	2,240	180	1,325
<b>TOTAL</b>	3,426	2,114	3,306	1,972	4,920	61,401	1,25,883	1,80,522	58,700	1,26,340



## No. 14—continued

ARTICLES, AND COUNTRIES OF FINAL DESTINATION; ALSO SHARE OF EACH PROVINCE	QUANTITY					VALUE				
	1927-28	1928-29	1929-30	1930-31	1931-32	1927-28	1928-29	1929-30	1930-31	1931-32
	Tons	Tons	Tons	Tons	Tons	R	R	R	R	R
<b>Sugar—</b>										
<i>Sugr, 16 Dutch standard and above (I. G)—(a)</i>										
Aden and Dependencies . . . . .	4	3	..	—	—	2,260	1,320	510	—	—
Bahrain Islands . . . . .	30	16	23	—	—	18,225	9,014	10,888	—	—
Ceylon . . . . .	37	48	65	—	—	11,868	17,711	20,554	—	—
Straits Settlements (including Labuan) . . . . .	9	14	15	—	—	2,985	4,096	4,392	—	—
Zanzibar and Pemba . . . . .	12	6	..	—	—	7,805	3,743	670	—	—
Kenya Colony . . . . .	0	10	9	—	—	7,588	5,638	5,707	—	—
Other British Possessions . . . . .	1	4	1	—	—	2,531	3,242	1,455	—	—
<b>TOTAL BRITISH EMPIRE</b>	<b>103</b>	<b>103</b>	<b>113</b>	<b>—</b>	<b>—</b>	<b>53,262</b>	<b>44,784</b>	<b>44,171</b>	<b>—</b>	<b>—</b>
Maskat Territory and Trucial Oman . . . . .	15	1	4	—	—	9,364	1,327	1,896	—	—
Other Native States in Arabia . . . . .	20	14	4	—	—	16,240	11,462	2,320	—	—
Iraq . . . . .	43	46	29	—	—	23,167	24,643	11,798	—	—
Persia . . . . .	10	3	3	—	—	5,508	1,655	1,645	—	—
Portuguese East Africa . . . . .	10	9	1	—	—	4,702	3,510	2,650	—	—
Italian East Africa (Somaliland and Eritrea) . . . . .	..	7	3	—	—	693	4,470	1,555	—	—
Other Foreign Countries . . . . .	1	..	..	—	—	587	515	30	—	—
<b>TOTAL FOREIGN COUNTRIES</b>	<b>99</b>	<b>80</b>	<b>44</b>	<b>—</b>	<b>—</b>	<b>60,761</b>	<b>47,582</b>	<b>21,891</b>	<b>—</b>	<b>—</b>
Share of Bengal . . . . .	1	4	1	—	—	1,405	1,376	301	—	—
“ Bombay . . . . .	154	113	76	—	—	97,734	63,909	33,964	—	—
“ Sind . . . . .	1	..	..	—	—	652	543	241	—	—
“ Madras . . . . .	46	61	30	—	—	14,230	21,013	25,059	—	—
<b>TOTAL</b>	<b>202</b>	<b>188</b>	<b>157</b>	<b>—</b>	<b>—</b>	<b>1,14,023</b>	<b>92,346</b>	<b>66,065</b>	<b>—</b>	<b>—</b>
<b>Sugar, 23 Dutch standard and above—(b)</b>				Tons	Tons					
Ceylon . . . . .	—	—	—	..	2	—	—	—	..	1,217
Other British Possessions . . . . .	—	—	—	..	2	—	—	—	..	685
<b>TOTAL BRITISH EMPIRE</b>	<b>—</b>	<b>—</b>	<b>—</b>	<b>..</b>	<b>4</b>	<b>—</b>	<b>—</b>	<b>—</b>	<b>669</b>	<b>1,902</b>
<b>TOTAL FOREIGN COUNTRIES</b>	<b>—</b>	<b>—</b>	<b>—</b>	<b>..</b>	<b>..</b>	<b>—</b>	<b>—</b>	<b>—</b>	<b>275</b>	<b>203</b>
Share of Bengal . . . . .	—	—	—	..	3	—	—	—	657	1,682
“ Sind . . . . .	—	—	—	..	..	—	—	—	287	203
“ Madras . . . . .	—	—	—	..	1	—	—	—	..	220
<b>TOTAL</b>	<b>—</b>	<b>—</b>	<b>—</b>	<b>..</b>	<b>4</b>	<b>—</b>	<b>—</b>	<b>—</b>	<b>944</b>	<b>2,105</b>
<b>Sugar, below 23 Dutch standard but not below 16 Dutch standard—(b)</b>				Tons	Tons					
Bahrain Islands . . . . .	—	—	—	8	5	—	—	—	2,890	1,531
Ceylon . . . . .	—	—	—	37	52	—	—	—	13,429	12,347
Straits Settlements (including Labuan) . . . . .	—	—	—	10	6	—	—	—	2,666	1,243
Kenya Colony . . . . .	—	—	—	4	5	—	—	—	3,015	2,215
Anglo Egyptian Sudan . . . . .	—	—	—	7	..	—	—	—	2,238	..
Other British Possessions . . . . .	—	—	—	4	..	—	—	—	2,249	1,262
<b>TOTAL BRITISH EMPIRE</b>	<b>—</b>	<b>—</b>	<b>—</b>	<b>70</b>	<b>68</b>	<b>—</b>	<b>—</b>	<b>—</b>	<b>27,437</b>	<b>18,698</b>
Maskat Territory and Trucial Oman . . . . .	—	—	—	2	2	—	—	—	592	1,051
Other Native States in Arabia . . . . .	—	—	—	5	3	—	—	—	2,220	1,090
Iraq . . . . .	—	—	—	13	11	—	—	—	5,090	4,415
Persia . . . . .	—	—	—	1	1	—	—	—	1,175	610
Portuguese East Africa . . . . .	—	—	—	2	3	—	—	—	2,496	1,544
Other Foreign Countries . . . . .	—	—	—	..	..	—	—	—	220	63
<b>TOTAL FOREIGN COUNTRIES</b>	<b>—</b>	<b>—</b>	<b>—</b>	<b>23</b>	<b>20</b>	<b>—</b>	<b>—</b>	<b>—</b>	<b>12,693</b>	<b>8,778</b>
Share of Bengal . . . . .	—	—	—	..	..	—	—	—	39	45
“ Bombay . . . . .	—	—	—	37	31	—	—	—	21,013	13,959
“ Madras . . . . .	—	—	—	56	57	—	—	—	19,023	13,472
<b>TOTAL</b>	<b>—</b>	<b>—</b>	<b>—</b>	<b>93</b>	<b>88</b>	<b>—</b>	<b>—</b>	<b>—</b>	<b>40,130</b>	<b>27,476</b>

(a) Sub-divided from 1930-31.

(b) Separately recorded from 1930-31.

GENERAL EXPORTS

( 800 )

INDIAN MERCHANDISE

No. 14—continued

ARTICLES, AND COUNTRIES OF FINAL DESTINATION; ALSO SHARE OF EACH PROVINCE	QUANTITY					VALUE				
	1927-28	1928-29	1929-30	1930-31	1931-32	1927-28	1928-29	1929-30	1930-31	1931-32
<b>Sugar—continued</b>						R	R	R	R	R
<i>Sugar, 15 Dutch standard and below (L. G.)—continued</i>	Tons	Tons	Tons	Tons	Tons					
Ceylon . . . . .	534	458	114	353	132	1,23,785	1,05,507	28,179	62,110	23,664
Straits Settlements (including Labuan) . . . . .	16	3	4	47	1	4,701	1,027	1,012	7,870	145
Other British Possessions . . . . .	4	..	..	..	1	1,323	240	107	335	122
<b>TOTAL BRITISH EMPIRE</b>	<b>554</b>	<b>461</b>	<b>118</b>	<b>400</b>	<b>134</b>	<b>1,29,809</b>	<b>1,06,804</b>	<b>29,380</b>	<b>70,315</b>	<b>23,931</b>
<b>TOTAL FOREIGN COUNTRIES</b>	..	..	..	..	..	10	..	..	..	..
<i>Share of Bengal . . . . .</i>	..	..	..	..	..	31	150	176	..	50
" <i>Bombay . . . . .</i>	..	..	..	..	..	..	90	..	..	..
" <i>Madras . . . . .</i>	554	461	118	400	134	1,29,788	1,06,624	29,211	70,315	23,881
<b>TOTAL</b>	<b>554</b>	<b>461</b>	<b>118</b>	<b>400</b>	<b>134</b>	<b>1,29,819</b>	<b>1,06,864</b>	<b>29,386</b>	<b>70,315</b>	<b>23,931</b>
<b>Molasses (including Palmyra and Cane Jaggery) (L. G.)—</b>	Tons	Tons	Tons	Tons	Tons					
United Kingdom . . . . .	100	155	1	..	..	15,779	24,413	152	1	5
Aden and Dependencies . . . . .	50	12	10	13	12	16,110	7,165	4,895	0,417	5,035
Bahrain Islands . . . . .	..	..	3	..	..	30	36	1,660	77	59
Ceylon . . . . .	1,308	1,183	978	390	658	2,01,881	2,05,151	2,27,120	99,496	1,05,943
Straits Settlements (including Labuan) . . . . .	31	17	7	8	13	6,096	3,902	2,459	2,938	3,070
Federated Malay States . . . . .	..	1	4	3	5	..	627	923	1,266	1,239
Natal . . . . .	10	11	7	12	12	5,568	7,621	3,678	4,229	3,560
Transvaal . . . . .	..	..	..	1	..	..	..	..	1,055	..
Kanjar and Pemba . . . . .	15	18	18	14	15	11,138	10,877	11,367	9,925	8,104
Kenya Colony . . . . .	..	2	1	..	2	120	1,300	1,438	983	870
Other British Possessions . . . . .	1	1	1	2	1	1,278	466	789	1,081	764
<b>TOTAL BRITISH EMPIRE</b>	<b>1,621</b>	<b>1,400</b>	<b>1,030</b>	<b>443</b>	<b>718</b>	<b>3,47,901</b>	<b>3,21,598</b>	<b>2,54,511</b>	<b>1,27,463</b>	<b>1,23,739</b>

No. 14—continued

ARTICLES, AND COUNTRIES OF FINAL DESTINATION; ALSO SHARE OF EACH PROVINCE	QUANTITY					VALUE				
	1927-28	1928-29	1929-30	1930-31	1931-32	1927-28	1928-29	1929-30	1930-31	1931-32
	Tons	Tons	Tons	Tons	Tons	R	R	R	R	R
<i>Sugar—continued</i> <i>Molasses (including Palmyra</i> <i>and Cane Jaggery) (L. &amp; C)</i>										
Maskat Territory and Trucial Oman . . . . .	8	2	12	3	2	2,924	1,770	3,480	1,047	900
Other Native States in Arabia . . . . .	584	18	10	8	1	1,77,040	11,013	5,263	2,912	513
Iraq . . . . .	1	8	2	1	..	420	3,501	560	300	135
Persia . . . . .	1	2	1	..	..	266	807	1,014	183	..
Portuguese East Africa . .	13	15	12	14	16	6,372	8,105	6,750	6,427	6,570
Madagascar . . . . .	4	3	..	..	1	1,480	1,255	..	130	168
Italian East Africa (Somali- land and Eritrea) . . . . .	..	..	2	..	..	186	414	1,113	505	515
Other Foreign Countries . .	3	..	..	..	2	1,022	380	325	197	797
<b>TOTAL FOREIGN COUNTRIES .</b>	<b>614</b>	<b>48</b>	<b>39</b>	<b>26</b>	<b>22</b>	<b>1,89,650</b>	<b>27,254</b>	<b>18,524</b>	<b>12,601</b>	<b>9,590</b>
<i>Share of Bengal</i> . . . . .	1	1	..	..	..	90	777	14	50	110
" <i>Bombay</i> . . . . .	144	91	32	69	68	88,323	55,024	44,234	37,532	29,316
" <i>Sind</i> . . . . .	1	2	1	..	..	397	1,142	597	540	237
" <i>Madras</i> . . . . .	1,960	1,346	936	400	672	4,43,181	2,91,386	2,23,137	1,01,592	1,03,486
" <i>Burma</i> . . . . .	29	5	..	..	..	4,560	623	9	..	130
<b>TOTAL . . . . .</b>	<b>2,135</b>	<b>1,448</b>	<b>1,069</b>	<b>469</b>	<b>740</b>	<b>5,37,051</b>	<b>3,42,852</b>	<b>2,73,035</b>	<b>1,40,064</b>	<b>1,38,320</b>
<i>total Sugar—</i>	<i>Tons</i>	<i>Tons</i>	<i>Tons</i>	<i>Tons</i>	<i>Tons</i>					
United Kingdom . . . . .	101	156	1	..	..	16,333	24,768	159	1	5
Aden and Dependences . . .	60	15	10	15	12	18,370	8,475	5,405	7,267	5,290
Bahrain Islands . . . . .	30	16	23	8	5	18,255	9,160	12,543	2,979	1,690
Ceylon . . . . .	1,879	1,689	1,157	780	844	4,27,534	3,88,479	2,75,853	1,75,192	1,43,171
Straits Settlements (includ- ing Labuan) . . . . .	56	34	26	65	21	18,782	9,025	7,803	13,469	4,608
Federated Malay States . . .	1	2	5	5	6	1,125	1,381	1,697	2,043	1,613
Natal . . . . .	11	13	7	12	12	6,078	8,508	3,707	4,276	3,565
Zanzibar and Pemba . . . . .	31	24	18	14	15	19,313	14,020	12,687	10,350	8,764
Kenya Colony . . . . .	9	12	10	4	7	7,708	6,938	7,145	4,893	3,035
Anglo-Egyptian Sudan . . . .	..	..	..	7	..	..	30	70	2,438	30
Other British Possessions . .	..	3	1	3	2	1,989	1,927	1,559	2,976	1,429
<b>TOTAL BRITISH EMPIRE . . . .</b>	<b>2,178</b>	<b>1,964</b>	<b>1,261</b>	<b>913</b>	<b>924</b>	<b>5,31,062</b>	<b>4,73,226</b>	<b>3,23,018</b>	<b>2,25,584</b>	<b>1,73,210</b>

GENERAL EXPORTS

INDIAN MERCHANDISE

( 802 )

No. 14—continued

ARTICLES AND COUNTRIES OF FINAL DESTINATION; ALSO SHARE OF EACH PROVINCE	QUANTITY					VALUE				
	1927-28	1928-29	1929-30	1930-31	1931-32	1927-28	1928-29	1929-30	1930-31	1931-32
<b>Sugar—concluded</b>										
<b>Total Sugar—continued</b>	Tons	Tons	Tons	Tons	Tons	R	R	R	R	R
Maskat Territory and Trucial Oman . . . . .	23	3	16	5	4	2,738	3,100	5,380	2,710	2,154
Other Native States in Arabia . . . . .	604	32	14	13	4	1,93,280	22,475	7,583	5,132	1,608
Iraq . . . . .	44	54	31	14	11	23,587	28,144	12,358	6,290	4,550
Persia . . . . .	11	5	4	1	1	5,774	2,462	2,659	1,462	610
Portuguese East Africa . . . . .	23	24	18	10	19	11,074	11,615	9,409	8,923	8,114
Madagascar . . . . .	5	3	..	..	1	1,876	1,525	..	130	160
Italian East Africa (Somali- land and Eritrea) . . . . .	..	7	5	..	..	879	4,884	2,668	725	501
Other Foreign Countries . . . . .	3	..	..	..	2	1,173	625	355	197	811
<b>TOTAL FOREIGN COUNTRIES</b>	<b>713</b>	<b>128</b>	<b>83</b>	<b>49</b>	<b>42</b>	<b>2,50,431</b>	<b>74,830</b>	<b>40,418</b>	<b>25,569</b>	<b>18,571</b>
<b>Share of Bengal</b> . . . . .	2	6	1	..	3	1,527	2,203	990	796	1,381
.. Bombay . . . . .	298	212	158	106	99	1,86,557	1,34,023	84,248	58,600	43,271
.. Sind . . . . .	2	2	1	..	..	1,550	1,690	832	327	490
.. Madras . . . . .	2,500	1,368	1,184	856	864	5,87,196	4,19,523	2,32,407	1,91,230	1,46,055
.. Burma . . . . .	29	5	..	..	..	4,060	623	9	..	130
<b>( TOTAL</b> . . . . .	<b>2,891</b>	<b>2,092</b>	<b>1,344</b>	<b>962</b>	<b>966</b>	<b>7,81,498</b>	<b>5,48,002</b>	<b>3,68,486</b>	<b>2,51,453</b>	<b>1,01,841</b>
<b>Tallow and Stearine (in- cluding Grease and Animal fat) (II. L.)—</b>	Cwts.	Cwts.	Cwts.	Cwts.	Cwts.					
United Kingdom . . . . .	..	9	144	151	134	..	390	5,690	5,277	4,942
Aden and Dependences . . . . .	34	..	..	6	..	1,937	..	..	192	..
Bahrein Islands . . . . .	2,008	2,505	1,767	1,549	1,085	1,09,095	1,26,910	97,114	81,084	62,405
Ceylon . . . . .	269	277	26	..	..	6,825	5,986	829	..	..
Straits Settlements (including Labuan) . . . . .	5,605	5,028	3,551	3,030	2,129	2,14,702	2,12,272	1,23,295	1,00,486	59,033
Federated Malay States . . . . .	104	96	104	87	97	4,215	2,695	3,120	2,590	2,457
Cape of Good Hope . . . . .	..	..	..	36	11	..	..	..	1,600	375
Natal . . . . .	..	..	..	..	181	..	..	..	..	6,755
Zanzibar and Pemba . . . . .	43	..	15	..	..	1,290	..	500	..	..
Fiji Islands . . . . .	614	1,264	2,185	1,879	1,314	23,310	43,555	95,200	59,596	38,850
Other British Possessions . . . . .	..	4	2	1	19	..	170	118	40	1,124
<b>TOTAL BRITISH EMPIRE</b>	<b>8,737</b>	<b>9,188</b>	<b>7,794</b>	<b>6,733</b>	<b>4,970</b>	<b>3,61,374</b>	<b>3,91,978</b>	<b>3,25,806</b>	<b>2,50,365</b>	<b>1,76,041</b>
Maskat Territory and Trucial Oman . . . . .	1,526	1,329	1,497	1,172	1,014	65,349	50,305	47,983	39,261	36,222
Other Native States in Arabia . . . . .	473	1,058	535	750	455	21,755	46,852	27,745	36,505	21,435
Persia . . . . .	86	64	86	123	..	2,445	2,209	2,557	6,185	..
Portuguese East Africa . . . . .	273	75	..	..	..	7,030	2,350	..	..	..
Other Foreign Countries . . . . .	4	22	5	10	4	149	966	200	335	100
<b>TOTAL FOREIGN COUNTRIES</b>	<b>2,362</b>	<b>2,543</b>	<b>2,123</b>	<b>2,055</b>	<b>1,473</b>	<b>96,723</b>	<b>1,02,681</b>	<b>78,435</b>	<b>82,280</b>	<b>57,757</b>
<b>Share of Bengal</b> . . . . .	6,293	6,376	5,877	5,124	3,341	2,39,512	2,63,297	2,23,690	1,66,462	1,11,512
.. Bombay . . . . .	4,043	4,721	3,335	3,514	2,462	1,96,704	2,20,318	1,74,593	1,62,557	1,19,073
.. Sind . . . . .	298	380	134	100	78	3,876	10,041	3,671	2,462	1,609
.. Madras . . . . .	208	79	69	50	52	7,385	2,864	2,172	1,880	749
.. Burma . . . . .	257	175	2	..	10	5,125	2,539	225	..	750
<b>TOTAL</b> . . . . .	<b>11,099</b>	<b>11,731</b>	<b>9,017</b>	<b>8,788</b>	<b>6,443</b>	<b>4,58,102</b>	<b>4,94,659</b>	<b>4,04,361</b>	<b>3,38,151</b>	<b>2,33,698</b>
<b>Ten— Black (I. H.)—</b>	Lbs.	Lbs.	Lbs.	Lbs.	Lbs.					
United Kingdom . . . . .	306,142,708	298,421,576	316,895,650	297,931,211	390,590,767	28,37,46,313	22,32,67,123	22,16,62,770	19,89,79,388	16,89,73,449
Gibraltar . . . . .	2,000	..	..	..	60	2,000	..	..	..	44
Malta and Gozo . . . . .	..	..	1,875	1,530	..	..	..	1,195	1,290	..
Palertine . . . . .	51,121	34,790	36,105	33,929	343,491	52,426	20,058	28,884	26,001	1,35,548

No. 14—continued

ARTICLES, AND COUNTRIES OF FINAL DESTINATION; ALSO SHARE OF EACH PROVINCE	QUANTITY					VALUE				
	1927-28	1928-29	1929-30	1930-31	1931-32	1927-28	1928-29	1929-30	1930-31	1931-32
	Lbs.	Lbs.	Lbs.	Lbs.	Lbs.	R	R	R	R	R
<i>Tea—continued</i>										
<i>Black (I. H)—continued</i>										
Aden and Dependences	455,506	353,883	264,244	233,304	415,198	3,63,713	2,61,220	1,61,507	1,62,030	1,83,530
Bahrain Islands	409,567	1,035,935	869,300	938,103	1,160,025	3,10,902	7,29,145	5,67,266	6,08,892	4,34,500
Ceylon	4,716,351	4,643,215	3,733,103	5,005,974	2,906,708	33,53,290	32,93,990	26,59,011	37,06,645	20,31,427
Straits Settlements (including Labuan)	293,767	262,500	330,847	318,407	276,723	3,18,155	2,41,170	2,76,504	2,43,158	1,71,912
Federated Malay States	12,921	13,297	11,948	4,017	1,123	19,175	21,633	19,063	4,005	640
Hongkong	47,191	..	491	492	2,311	20,938	..	303	492	938
Protectorate of South-West Africa	6,432	24,724	..	..	..	6,432	24,721	..	..	..
Cape of Good Hope	889,593	868,199	911,758	634,123	564,655	8,68,947	6,63,451	6,55,422	4,05,100	2,84,120
Natal	257,909	240,375	197,635	139,162	83,639	2,52,124	2,36,539	1,80,692	1,36,793	58,254
Rhodesia	..	..	2,800	..	..	..	..	1,337	..	..
Zanzibar and Pemba	54,616	71,948	71,220	41,141	56,053	48,376	57,415	52,264	32,636	31,167
Kenya Colony	617,380	625,262	451,457	96,372	64,631	6,70,616	5,57,571	3,61,247	84,264	41,423
Tanganyika Territory	77,798	107,068	133,576	62,434	7,020	80,563	1,02,260	1,13,565	55,479	6,907
Somaland Protectorate	53,262	96,934	71,412	202,372	114,202	45,561	66,132	41,972	1,13,004	47,021
Anglo-Egyptian Sudan	1,677,783	1,135,493	1,016,071	1,734,453	454,232	11,63,766	7,53,312	10,85,521	8,02,222	2,09,909
Mauritius and Dependences	11,924	13,995	5,723	1,255	11,926	11,145	12,475	4,646	1,032	4,744
Seychelles	11,341	9,438	11,111	11,233	11,903	10,823	8,651	10,075	3,673	7,553
Canada—										
<i>Via Atlantic Coast</i>	5,767,563	6,816,563	6,670,333	5,503,732	7,639,464	45,24,246	43,72,273	42,31,292	33,84,937	35,63,605
<i>" Pacific "</i>	3,517,274	4,391,150	5,631,807	4,671,972	6,444,001	24,22,961	26,65,408	32,03,363	23,01,729	31,71,323
British West India Islands	19,032	59,177	73,439	33,430	57,700	14,379	42,257	58,217	21,406	25,326
British Guiana	15,121	16,109	19,530	7,400	11,320	10,174	9,772	11,153	3,434	4,745
Western Australia	16,056	111,133	131,469	138,109	163,733	9,614	63,537	71,600	85,060	92,063
South Australia (including Northern Territory)	530,775	934,201	1,033,344	962,335	566,764	3,95,061	6,41,356	7,05,212	5,37,371	2,74,030
Victoria	1,035,372	2,470,069	1,665,236	1,475,473	675,229	6,17,193	14,74,334	9,74,152	8,36,393	3,72,635
Tasmania	70	..	..	300	1,000	121	..	..	300	1,000
New South Wales	1,177,969	1,713,356	1,603,544	1,943,095	1,096,550	11,46,479	12,39,319	12,51,372	14,21,330	5,56,435
Queensland	35,754	237,154	68,302	10,120	504	26,042	1,36,233	47,243	8,329	494
<i>Australian Commonwealth (Total)</i>	<i>2,795,996</i>	<i>5,521,463</i>	<i>4,592,395</i>	<i>4,529,937</i>	<i>2,568,335</i>	<i>21,95,116</i>	<i>35,55,434</i>	<i>30,60,079</i>	<i>23,39,733</i>	<i>12,96,313</i>
New Zealand (including Nauru and Br. Samoa)	223,809	273,136	340,339	357,969	1,014,072	1,72,751	1,36,227	2,11,999	2,36,071	5,44,670
Fiji Islands	1,370	1,276	27,303	11,102	15,619	1,111	892	19,511	5,500	5,563
Other British Possessions	..	32	100	1,144	..	..	32	100	673	..
<b>TOTAL BRITISH EMPIRE</b>	<b>323,134,395</b>	<b>325,034,168</b>	<b>343,322,332</b>	<b>322,606,976</b>	<b>314,311,933</b>	<b>30,06,96,503</b>	<b>24,11,54,722</b>	<b>23,36,75,103</b>	<b>21,47,75,951</b>	<b>18,12,51,003</b>
Russia—										
Northern Russia	..	444,542	303	572,793	248,003	..	3,20,526	313	2,36,393	1,24,001
Southern Russia	3,334	2,016,463	2,016,091	2,470,237	1,333,601	2,943	10,43,395	10,69,450	14,29,722	6,91,777
Pacific Ports	6,229,493	1,677,097	3,232,215	3,200,063	1,826,747	34,20,314	10,07,027	16,70,411	18,16,056	8,23,572
Georgia	1,480,476	1,725,242	2,044,323	2,199,573	1,316,542	11,64,900	14,26,370	15,73,194	14,31,221	9,01,315
Sweden	184	7,236	11,737	7,530	21,029	225	5,060	9,193	6,759	10,520
Norway	66	2,150	5	3,000	1,320	120	1,736	10	1,949	647
Denmark	5,627	5,550	8,723	8,835	4,993	6,917	7,254	8,363	9,659	6,015
Poland	45,676	99,230	53,150	85,693	97,263	51,103	1,03,292	56,016	30,533	62,126
Germany	337,933	209,370	189,527	146,220	106,431	2,66,249	1,49,070	1,66,072	1,13,560	30,609
Netherlands	20,555	66,463	34,172	76,136	79,033	15,967	63,123	49,707	45,709	42,036
Belgium	1,110	5,490	2,740	2,003	2,120	1,115	5,425	3,917	1,966	2,115
France	349,106	109,954	203,995	130,193	192,261	3,03,869	66,596	1,54,732	34,363	1,14,400
Italy	15,324	27,500	22,544	5,329	5,130	16,233	13,624	16,373	6,123	4,204
Roumania	93,090	35,990	17,340	27,500	21,250	34,176	61,752	12,676	20,324	10,626
Greece	239,074	336,442	224,469	125,035	59,525	2,05,197	2,39,150	1,44,706	79,391	21,994
Turkey, European	195,573	207,475	243,375	230,295	179,700	1,73,334	1,52,943	1,77,343	1,50,133	1,09,232
Turkey, Asiatic	164,120	452,067	262,651	372,115	200,052	1,25,533	3,40,615	1,94,294	2,67,411	1,35,273
Syria	97,469	113,619	77,363	94,730	197,956	86,306	1,06,339	71,549	76,254	36,413
Armenia	113,094	21,326	1,000	14,175	625	1,14,467	19,203	750	10,630	439
Smyrna	17,500	23,750	20,000	16,750	8,750	17,500	19,057	14,922	12,132	4,375
Maskat Territory and Trucial Oman	36,367	111,633	62,132	63,531	39,271	71,592	95,134	47,723	45,532	39,446

GENERAL EXPORTS

INDIAN MERCHANDISE

( 804 )

No. 14--continued

ARTICLES, AND COUNTRIES OF FINAL DESTINATION; ALSO SHARE OF EACH PROVINCE	QUANTITY					VALUE				
	1927-28	1928-29	1929-30	1930-31	1931-32	1927-28	1928-29	1929-30	1930-31	1931-32
	Lbs.	Lbs.	Lbs.	Lbs.	Lbs.	₹	₹	₹	₹	₹
<i>Ten--continued</i>										
<i>Black (I. H)--concluded</i>										
Other Native States in Arabia . . . . .	515,977	1,038,480	1,814,848	1,140,466	1,180,869	4,72,684	8,18,099	8,00,656	7,25,061	4,40,610
Iraq . . . . .	2,215,651	2,114,860	1,502,979	1,160,792	915,271	14,72,792	13,54,454	9,92,815	7,24,896	4,77,940
Persia . . . . .	4,317,754	4,154,481	5,562,991	4,290,932	2,014,544	26,50,412	26,60,210	31,90,946	28,71,800	0,63,850
Henjam Island . . . . .	2,800	1,648	1,884	4,138	2,450	4,200	2,413	1,734	6,113	3,581
Sumatra . . . . .	9,900	13,800	20,100	8,400	8,400	9,900	13,800	20,100	8,410	8,400
Java . . . . .	153	319	879	3,946	52	153	490	582	3,838	41
Siam . . . . .	6,026	8,651	3,104	3,312	2,179	6,071	3,388	2,870	3,206	1,881
China (exclusive of Hongkong and Macao) . . . . .	3,545,482	6,140,285	12,540	1,741,886	1,202,987	25,33,472	47,82,082	7,864	12,63,524	6,41,860
Japan . . . . .	1,705	3,788	13,531	16,492	11,275	1,502	3,108	11,229	14,657	9,82
Egypt . . . . .	2,175,756	3,288,685	5,666,770	3,557,439	3,278,851	16,66,795	24,41,356	36,80,078	21,06,282	14,70,05
Tripoli . . . . .	..	1,250	25,625	3,750	6,250	..	937	20,465	2,312	3,12
Portuguese West Africa . . . . .	..	57	250	1,513	4,420	..	71	312	1,757	2,211
"    East Africa . . . . .	67,488	73,361	117,466	48,951	58,899	64,559	60,470	89,807	35,583	41,50
Madagascar . . . . .	2,350	8,916	3,942	5,648	5,192	1,762	5,782	2,108	3,839	2,321
Italian East Africa (Somaliland and Eritrea) . . . . .	184,025	239,830	279,965	216,790	370,699	1,02,573	1,56,048	1,37,333	90,075	1,48,49
French Somaliland . . . . .	18,824	86,040	73,485	68,424	99,887	15,123	65,817	44,017	38,213	44,05
United States of America--										
<i>Via Atlantic Coast</i> . . . . .	8,158,848	7,345,339	7,869,249	9,435,051	9,355,653	67,86,322	55,55,243	55,25,519	60,68,677	47,55,781
" <i>Pacific</i> " . . . . .	639,979	482,687	577,067	463,614	441,664	3,22,827	3,37,576	3,92,017	2,07,955	2,33,22
Cuba . . . . .	2,949	176	..	..	..	3,050	200	..	..	..
Uruguay . . . . .	..	7,740	1,500	11,600	..	..	3,870	750	11,600	..
Argentine Republic (including the Atlantic Coast of Patagonia) . . . . .	219,898	100,183	126,622	168,604	180,080	1,94,442	1,53,344	1,17,754	1,38,129	96,231
Chile (including the Pacific Coast of Patagonia) . . . . .	936,524	1,139,890	838,611	484,881	332,449	8,01,977	8,79,407	5,74,684	3,25,340	1,74,441
Peru . . . . .	14,900	37,500	3,950	3,500	28,100	12,400	24,749	6,387	2,625	14,100
Other Foreign Countries . . . . .	1,075	1,240	280	1,163	1,374	1,074	2,449	510	943	1,150
<b>TOTAL FOREIGN COUNTRIES</b>	<b>32,534,110</b>	<b>34,123,905</b>	<b>32,846,568</b>	<b>32,693,796</b>	<b>26,098,197</b>	<b>2,34,68,810</b>	<b>2,46,12,724</b>	<b>2,11,17,244</b>	<b>2,08,37,704</b>	<b>1,28,12,359</b>
<i>Share of Bengal</i> . . . . .	<i>314,623,746</i>	<i>309,531,420</i>	<i>325,897,323</i>	<i>306,808,991</i>	<i>294,686,022</i>	<i>28,44,29,528</i>	<i>22,34,72,334</i>	<i>21,66,69,241</i>	<i>19,34,32,792</i>	<i>15,46,90,271</i>
" <i>Bombay</i> . . . . .	<i>693,464</i>	<i>407,928</i>	<i>554,178</i>	<i>485,372</i>	<i>298,286</i>	<i>3,01,914</i>	<i>4,28,846</i>	<i>5,71,299</i>	<i>4,40,393</i>	<i>2,76,255</i>
" <i>Sind</i> . . . . .	<i>15,211</i>	<i>13,522</i>	<i>16,094</i>	<i>16,517</i>	<i>11,976</i>	<i>14,314</i>	<i>12,968</i>	<i>15,246</i>	<i>13,745</i>	<i>9,336</i>
" <i>Madras</i> . . . . .	<i>45,384,050</i>	<i>49,196,433</i>	<i>49,671,327</i>	<i>43,574,502</i>	<i>46,901,455</i>	<i>3,39,16,021</i>	<i>4,13,37,216</i>	<i>4,25,17,550</i>	<i>4,11,67,622</i>	<i>3,91,01,070</i>
" <i>Burma</i> . . . . .	<i>52,034</i>	<i>14,770</i>	<i>30,653</i>	<i>14,890</i>	<i>12,393</i>	<i>24,541</i>	<i>16,980</i>	<i>19,016</i>	<i>9,203</i>	<i>7,517</i>
<b>TOTAL</b>	<b>860,668,505</b>	<b>859,163,078</b>	<b>876,168,945</b>	<b>855,800,772</b>	<b>840,910,130</b>	<b>32,41,85,318</b>	<b>26,57,67,446</b>	<b>25,97,92,352</b>	<b>23,51,13,655</b>	<b>19,40,63,452</b>
<i>Green (I. H)--</i>										
United Kingdom . . . . .	943,539	439,064	465,244	938,040	608,174	6,61,838	2,76,692	2,71,216	4,78,787	3,10,423
Canada--										
<i>Via Atlantic Coast</i> . . . . .	1,800	..	..	..	..	1,800	..	..	..	..
<b>TOTAL BRITISH EMPIRE</b>	<b>944,839</b>	<b>439,064</b>	<b>465,244</b>	<b>938,040</b>	<b>608,174</b>	<b>6,63,138</b>	<b>2,76,692</b>	<b>2,71,216</b>	<b>4,78,787</b>	<b>3,10,423</b>
<b>TOTAL FOREIGN COUNTRIES</b>	<b>780</b>	<b>60</b>	<b>..</b>	<b>128</b>	<b>..</b>	<b>792</b>	<b>60</b>	<b>..</b>	<b>96</b>	<b>..</b>
<i>Share of Bengal</i> . . . . .	<i>535,569</i>	<i>313,719</i>	<i>465,244</i>	<i>938,040</i>	<i>608,174</i>	<i>4,61,397</i>	<i>2,05,182</i>	<i>2,71,216</i>	<i>4,78,787</i>	<i>3,10,423</i>
" <i>Bombay</i> . . . . .	<i>..</i>	<i>60</i>	<i>..</i>	<i>128</i>	<i>..</i>	<i>..</i>	<i>60</i>	<i>..</i>	<i>96</i>	<i>..</i>
" <i>Madras</i> . . . . .	<i>360,050</i>	<i>125,345</i>	<i>..</i>	<i>..</i>	<i>..</i>	<i>2,02,628</i>	<i>70,510</i>	<i>..</i>	<i>..</i>	<i>..</i>
<b>TOTAL</b>	<b>945,619</b>	<b>439,124</b>	<b>465,244</b>	<b>938,168</b>	<b>608,174</b>	<b>6,63,925</b>	<b>2,76,752</b>	<b>2,71,216</b>	<b>4,78,883</b>	<b>3,10,423</b>

No. 14—continued

ARTICLES, AND COUNTRIES OF FINAL DESTINATION; ALSO SHARE OF EACH PROVINCE	QUANTITY					VALUE				
	1927-28	1928-29	1929-30	1930-31	1931-32	1927-28	1928-29	1929-30	1930-31	1931-32
a—continued	Lbs.	Lbs.	Lbs.	Lbs.	Lbs.	₹	₹	₹	₹	₹
<b>Total Tea—</b>										
United Kingdom . . . . .	807,080,247	299,860,640	317,860,894	298,869,251	291,198,941	28,44,08,146	22,35,35,815	22,19,33,986	10,94,58,125	10,02,83,872
Gibraltar . . . . .	2,000	..	..	..	60	2,000	..	..	..	44
Malta and Gozo . . . . .	..	..	1,675	1,580	..	..	..	1,195	1,290	..
Palestine . . . . .	51,121	34,760	36,105	33,929	343,491	52,426	30,053	28,884	26,601	1,85,548
Aden and Dependences . . . . .	455,506	353,893	264,244	233,894	415,198	3,63,713	2,61,220	1,61,567	1,62,039	1,83,860
Bahrain Islands . . . . .	409,567	1,085,935	869,300	989,108	1,160,625	3,10,002	7,29,145	5,67,266	6,08,692	4,84,590
Ceylon* . . . . .	4,716,351	4,648,215	3,733,103	5,005,974	2,906,768	33,53,296	32,98,900	26,59,011	37,00,645	20,31,427
Straits Settlements (including Labuan) . . . . .	293,767	262,500	330,647	313,407	276,723	3,18,155	2,41,176	2,76,504	2,43,158	1,71,912
Federated Malay States . . . . .	12,921	13,207	11,948	4,017	1,123	19,175	21,938	19,063	4,005	649
Hongkong . . . . .	47,191	..	491	492	2,311	20,938	..	393	492	938
Protectorate of South-West Africa . . . . .	6,432	24,724	..	..	..	6,432	24,721	..	..	..
Cape of Good Hope . . . . .	899,598	808,199	911,758	634,123	504,655	8,68,947	6,68,451	6,55,422	6,05,100	2,84,129
Natal . . . . .	257,909	210,875	197,635	139,152	88,639	2,52,124	2,36,539	1,80,692	1,36,793	58,254
Rhodesia . . . . .	..	..	2,800	..	..	..	..	1,837	..	..
Zanzibar and Pemba . . . . .	54,616	71,948	71,220	41,141	56,058	45,376	57,415	52,284	32,636	31,167
Kenya Colony . . . . .	617,380	625,262	451,457	96,372	64,681	6,70,616	5,57,571	3,61,247	84,264	41,423
Tanganyika Territory . . . . .	77,798	107,088	133,576	62,484	7,020	30,503	1,02,260	1,13,565	55,479	6,907
Somaland Protectorate . . . . .	53,262	96,934	71,412	202,372	114,202	45,561	66,732	41,972	1,13,004	47,021
Anglo-Egyptian Sudan . . . . .	1,677,788	1,135,498	1,916,071	1,734,456	454,282	11,63,766	7,53,812	10,85,521	8,02,222	2,09,908
Mauritius and Dependences . . . . .	11,924	13,995	5,728	1,255	11,926	11,145	12,475	4,640	1,032	4,744
Seychelles . . . . .	11,941	9,488	11,111	11,233	11,908	10,823	8,651	10,075	8,678	7,568
Canada— Via Atlantic Coast . . . . .	5,768,363	6,816,568	6,670,833	5,593,732	7,689,464	45,25,546	43,72,278	42,31,292	33,84,987	36,68,605
" Pacific " . . . . .	3,517,374	4,891,150	5,681,807	4,671,972	6,444,001	24,22,961	20,65,408	32,08,863	28,01,729	31,71,823
British West India Islands . . . . .	19,082	50,177	73,489	33,430	57,700	14,879	42,257	58,217	21,406	25,326
British Guiana . . . . .	15,121	16,109	19,530	7,400	11,320	10,174	9,772	11,153	8,434	4,745
Western Australia . . . . .	16,056	111,183	131,469	133,109	163,788	9,614	63,537	71,600	85,060	[92,068
South Australia (including Northern Territory) . . . . .	530,775	984,201	1,033,844	962,335	566,764	3,95,061	6,41,856	7,05,212	5,37,871	2,74,086
Victoria . . . . .	1,035,372	2,470,069	1,665,236	1,475,478	675,229	6,17,198	14,74,334	9,74,152	8,36,893	3,72,685
Tasmania . . . . .	70	..	..	300	1,000	121	..	..	300	1,000
New South Wales . . . . .	1,177,969	1,718,856	1,693,544	1,943,095	1,096,550	11,46,479	12,39,319	12,51,872	14,21,330	5,56,485
Queensland . . . . .	35,754	237,154	68,802	10,120	504	26,642	1,36,238	47,243	8,329	494
<b>Australian Commonwealth (Total)</b> . . . . .	<b>2,796,996</b>	<b>5,521,433</b>	<b>4,592,295</b>	<b>4,529,937</b>	<b>2,503,335</b>	<b>21,95,116</b>	<b>35,55,434</b>	<b>30,50,079</b>	<b>23,89,733</b>	<b>12,96,818</b>
New Zealand (including Nauru and Br. Samoa) . . . . .	228,809	273,186	340,339	357,069	1,014,072	1,72,751	1,86,227	2,11,999	2,36,977	5,44,670
Fiji Islands . . . . .	1,370	1,278	27,308	11,102	15,619	1,111	892	19,511	5,500	5,568
Other British Possessions . . . . .	..	32	100	1,144	..	..	32	100	673	..
<b>TOTAL BRITISH EMPIRE</b>	<b>329,079,234</b>	<b>325,478,233</b>	<b>343,737,626</b>	<b>323,545,016</b>	<b>315,420,107</b>	<b>30,13,59,641</b>	<b>24,14,31,414</b>	<b>23,89,46,324</b>	<b>21,52,54,733</b>	<b>18,15,51,516</b>
<b>Russia—</b>										
Northern Russia . . . . .	..	444,542	308	572,798	248,003	..	3,20,526	316	2,36,898	1,24,001
Southern Russia . . . . .	3,364	2,016,468	2,016,091	2,470,237	1,333,601	2,943	10,43,305	10,69,450	14,20,722	6,91,777
Pacific Ports . . . . .	6,329,498	1,677,697	3,232,215	3,200,663	1,326,747	34,20,814	10,07,627	16,70,411	18,16,056	8,23,672
Georgia . . . . .	1,480,476	1,725,242	2,044,323	2,199,578	1,316,542	11,64,900	14,36,870	15,78,194	14,31,221	[9,01,315
Sweden . . . . .	184	7,236	11,737	7,580	21,029	225	5,600	9,198	6,759	10,520
Norway . . . . .	66	2,150	5	3,000	1,320	120	1,736	10	1,940	647
Denmark . . . . .	5,627	5,550	8,728	8,335	4,998	6,917	7,254	8,368	9,659	6,015
Poland . . . . .	45,676	99,280	53,150	85,696	67,263	51,103	1,03,292	56,016	90,533	62,126
Germany . . . . .	387,988	209,370	189,527	146,220	106,481	2,96,249	1,49,070	1,66,072	1,18,560	80,609
Netherlands . . . . .	20,555	66,463	84,172	76,136	79,033	15,967	63,123	49,707	45,709	42,030
Belgium . . . . .	1,110	5,490	2,740	2,008	2,120	1,115	5,425	3,917	1,996	2,115
France . . . . .	349,106	109,954	203,995	130,193	192,261	3,03,369	86,906	1,54,732	84,368	1,14,460
Italy . . . . .	15,624	27,500	22,544	5,339	5,120	16,288	13,624	16,378	6,128	4,204
Roumania . . . . .	93,090	85,990	17,340	27,500	21,250	84,176	61,752	12,676	20,624	[10,625
Greece . . . . .	239,074	336,442	224,469	125,035	59,525	2,05,197	2,39,130	1,44,706	1,50,188	1,09,232
Turkey, European . . . . .	195,573	207,475	243,375	230,295	179,700	1,78,334	1,52,043	1,77,348	1,50,188	1,09,232
Turkey, Asiatic . . . . .	164,120	452,067	262,651	372,115	290,052	1,25,588	3,40,615	1,94,294	2,67,411	1,35,278
Syria . . . . .	97,469	118,619	77,863	94,730	107,956	86,306	1,06,839	71,549	76,254	86,418
Armenia . . . . .	113,094	21,326	1,000	14,175	625	1,14,467	19,203	750	10,630	469
Smyrna . . . . .	17,500	23,750	20,000	10,750	3,750	17,500	19,057	14,992	12,122	4,375
Mascat Territory and Trucial Oman . . . . .	86,357	111,688	62,132	63,531	89,271	71,592	95,134	47,723	45,532	39,446
Other Native States in Arabia . . . . .	515,977	1,033,480	1,314,343	1,140,466	1,130,369	4,72,624	8,13,099	8,69,656	7,25,061	4,46,016

\* Tea consigned from British India to Ceylon is almost entirely transhipped at Colombo to other countries and does not therefore appear in the Ceylon Customs' return exports into Ceylon.

GENERAL EXPORTS

( 806 )

INDIAN MERCHANDISE

No. 14—continued

ARTICLES, AND COUNTRIES OF FINAL DESTINATION; ALSO SHARE OF EACH PROVINCE	QUANTITY					VALUE				
	1927-28	1928-29	1929-30	1930-31	1931-32	1927-28	1928-29	1929-30	1930-31	1931-32
<i>Tea—continued</i>										
<i>Total Tea—continued</i>	Lbs.	Lbs.	Lbs.	Lbs.	Lbs.	₹	₹	₹	₹	₹
Iraq . . . . .	2,215,651	2,114,860	1,502,070	1,160,792	915,271	14,72,702	13,54,454	9,92,315	7,24,800	4,77,040
Persia . . . . .	4,217,754	4,164,481	5,562,901	4,291,060	2,014,544	26,50,412	26,60,240	31,90,946	23,71,456	9,63,850
Honjam Island . . . . .	2,800	1,648	1,834	4,139	2,450	4,200	2,413	2,734	6,113	3,587
Sumatra . . . . .	9,900	13,800	20,100	8,400	8,400	9,900	13,800	20,100	8,410	8,400
Java . . . . .	153	319	879	3,946	52	153	490	582	3,338	45
Slam . . . . .	6,026	8,651	3,104	3,312	2,179	6,071	8,388	2,870	3,206	1,880
China (exclusive of Hongkong and Macao) . . . . .	3,545,432	6,140,235	12,540	1,741,888	1,202,987	25,33,472	47,32,082	7,864	12,03,524	6,41,366
Japan . . . . .	1,705	3,788	13,531	16,492	11,275	1,502	3,103	11,220	14,657	9,822
Egypt . . . . .	2,175,756	3,288,685	5,666,770	3,557,430	3,273,851	16,66,795	24,41,856	36,60,078	21,66,282	14,70,057
Tripoli . . . . .	..	1,250	25,625	3,750	6,250	..	937	20,465	2,812	3,123
Portuguese West Africa . . . . .	..	57	250	1,513	4,420	..	71	312	1,757	2,210
"    East Africa . . . . .	67,483	78,421	117,466	48,851	58,800	64,559	60,530	89,807	35,583	41,501
Madagascar . . . . .	2,350	8,916	3,942	5,648	5,192	1,762	5,782	2,108	3,860	2,326
Italian East Africa (Somali-land and Eritrea) . . . . .	134,025	239,830	279,065	216,790	370,609	1,02,573	1,56,048	1,37,333	90,075	1,48,498
French Somaliland . . . . .	18,824	86,040	73,485	68,424	99,887	15,123	65,817	44,017	83,213	44,051
United States of America—										
Via Atlantic Coast . . . . .	8,158,848	7,345,339	7,860,249	9,435,051	9,355,653	67,86,322	55,55,243	55,25,510	60,68,677	47,65,785
"    Pacific " . . . . .	639,979	482,687	577,067	463,614	441,664	5,22,827	3,37,576	3,92,917	2,97,955	2,33,221
Cuba . . . . .	2,949	176	..	..	..	3,050	200	..	..	..
Uruguay . . . . .	..	7,740	1,500	11,600	..	..	3,870	750	11,600	..
Argentine Republic (including the Atlantic Coast of Patagonia) . . . . .	219,898	190,138	126,622	163,604	180,080	1,94,442	1,53,344	1,17,754	1,38,129	96,235
Chile (including the Pacific Coast of Patagonia) . . . . .	936,524	1,139,890	833,611	484,281	332,449	8,01,977	9,79,407	5,74,684	3,25,349	1,74,448
Peru . . . . .	14,900	37,500	8,950	3,500	28,100	12,400	24,749	6,387	2,625	14,100
Other Foreign Countries . . . . .	1,855	1,240	280	1,163	1,374	1,866	1,440	410	943	1,150
<b>TOTAL FOREIGN COUNTRIES</b>	<b>32,534,890</b>	<b>34,128,965</b>	<b>32,846,563</b>	<b>32,693,924</b>	<b>26,098,107</b>	<b>2,34,89,602</b>	<b>2,46,12,784</b>	<b>2,11,17,244</b>	<b>2,03,37,800</b>	<b>1,28,22,359</b>
<i>Share of Bengal</i>	<i>315,109,315</i>	<i>309,845,139</i>	<i>320,362,537</i>	<i>307,147,031</i>	<i>395,294,196</i>	<i>28,48,90,926</i>	<i>22,36,78,516</i>	<i>21,69,40,457</i>	<i>19,39,61,579</i>	<i>15,49,79,694</i>
"    Bombay . . . . .	693,464	407,938	554,178	436,000	298,385	3,91,914	4,28,908	5,71,299	4,40,489	2,76,259
"    Sind . . . . .	15,211	13,522	16,094	16,517	11,975	14,314	12,968	15,246	13,745	9,335
"    Madras . . . . .	46,744,100	49,320,778	49,671,327	48,574,502	45,901,455	3,91,17,549	4,19,07,726	4,25,17,550	4,11,67,522	3,91,01,070
"    Burma . . . . .	62,034	14,770	30,053	14,890	12,393	24,541	16,080	19,016	9,293	7,517
<b>TOTAL</b>	<b>361,614,124</b>	<b>359,602,197</b>	<b>376,634,189</b>	<b>356,232,940</b>	<b>341,518,304</b>	<b>32,48,49,243</b>	<b>26,80,44,198</b>	<b>26,00,63,568</b>	<b>23,55,92,538</b>	<b>19,43,73,875</b>
<i>Tea waste, for the manufacture of Caffeine (II. S)</i>	Lbs.	Lbs.	Lbs.	Lbs.	Lbs.					
United Kingdom . . . . .	219,152	35,502	14,022	369,245	493,814	31,405	4,500	1,818	31,445	40,332
Germany . . . . .	30,688	..	..	..	..	4,950	..	..	..	..
Netherlands . . . . .	..	14,700	..	..	..	..	1,850	..	..	..
Belgium . . . . .	..	39,442	150,610	32,472	..	..	4,998	19,276	4,158	..
France . . . . .	11,206	..	..	..	..	2,100	..	..	..	..
Java . . . . .	..	1,120	..	..	..	..	100	..	..	..
Japan . . . . .	..	..	4,480	..	..	..	..	1,000	..	..
United States of America—										
Via Atlantic Coast . . . . .	3,853,598	3,971,864	4,457,897	6,117,836	2,204,938	4,03,120	3,77,382	4,27,980	5,06,692	1,43,381
<b>TOTAL FOREIGN COUNTRIES</b>	<b>3,895,486</b>	<b>3,927,126</b>	<b>4,612,967</b>	<b>6,159,308</b>	<b>2,204,938</b>	<b>4,10,176</b>	<b>3,84,330</b>	<b>4,48,256</b>	<b>6,00,850</b>	<b>1,43,381</b>
<i>Share of Bengal</i>	<i>3,906,986</i>	<i>3,873,128</i>	<i>4,627,009</i>	<i>6,419,453</i>	<i>2,698,752</i>	<i>4,14,104</i>	<i>3,78,985</i>	<i>4,50,074</i>	<i>6,31,284</i>	<i>1,83,713</i>
"    Madras . . . . .	207,652	89,500	..	100,100	..	27,567	9,345	..	11,011	..
<b>TOTAL</b>	<b>4,114,638</b>	<b>3,962,628</b>	<b>4,627,009</b>	<b>6,519,553</b>	<b>2,698,752</b>	<b>4,41,671</b>	<b>3,88,830</b>	<b>4,50,074</b>	<b>6,32,295</b>	<b>1,83,713</b>
<i>Textiles—</i>										
<i>Cotton—</i>										
<i>Raw (II. M)—</i>	Tons	Tons	Tons	Tons	Tons					
United Kingdom . . . . .	28,600	43,059	48,255	50,148	29,723	2,88,62,438	4,42,61,118	4,21,41,033	3,00,07,846	1,53,94,568
Cyprus . . . . .	..	..	..	4	..	..	..	..	2,750	..
Aden and Dependencies . . . . .	..	40	..	4	..	200	40,161	..	2,725	..
Bahrain Islands . . . . .	4	1	18	..	..	2,000	300	20,040	..	..



No. 14—continued

ARTICLES, AND COUNTRIES OF FINAL DESTINATION; ALSO SHARE OF EACH PROVINCE	QUANTITY					VALUE				
	1927-28	1928-29	1929-30	1930-31	1931-32	1927-28	1928-29	1929-30	1930-31	1931-32
<b>Textiles—continued</b>										
<b>Cotton—continued</b>										
<b>Raw (L. M.)—continued</b>										
Ceylon	Tons	Tons	Tons	Tons	Tons	R	R	R	R	R
Hongkong	907	970	840	1,048	592	10,21,869	11,22,470	9,15,040	10,72,765	5,44,019
Zanzibar and Pemba	..	..	..	..	262	..	..	..	..	1,50,000
Kenya Colony	..	..	..	2	..	..	..	..	2,550	..
Mauritius and Dependencies	..	..	..	4	..	..	..	..	2,800	..
Canada—	7	1	1	..	1	7,350	451	1,550	..	830
Via Atlantic Coast	..	..	4	..	8	..	..	4,000	..	4,150
" Pacific "	8	..	..	..	..	7,750	..	..	..	..
South Australia (including Northern Territory)	..	..	..	..	9	..	..	..	..	6,150
Victoria	18	106	107	51	186	17,045	1,76,743	1,70,367	33,947	1,11,108
New South Wales	229	91	108	..	5	2,01,969	77,335	99,127	..	2,743
Queensland	..	..	1	..	..	..	..	600	..	..
Australian Commonwealth (Total)	247	287	306	51	200	2,19,014	2,54,128	2,70,094	33,947	1,20,001
New Zealand (including Nauru and Br. Samoa)	..	..	..	14	..	..	..	..	30,819	..
Other British Possessions	..	..	..	..	..	155	..	..	550	60
<b>TOTAL BRITISH EMPIRE</b>	<b>29,773</b>	<b>44,358</b>	<b>49,424</b>	<b>51,305</b>	<b>30,786</b>	<b>3,01,20,776</b>	<b>4,66,79,128</b>	<b>4,48,51,757</b>	<b>3,11,56,252</b>	<b>1,62,13,628</b>
Sweden	69	273	429	357	245	68,365	2,55,330	3,49,870	2,31,562	1,12,715
Norway	48	5	..	25	30	35,850	5,250	..	14,450	16,150
Denmark	39	10	30	79	5	41,745	7,680	23,780	48,844	2,362
Germany	45,799	57,875	61,454	55,172	29,575	4,44,22,626	5,71,42,657	4,59,42,930	3,29,81,431	1,47,52,687
Netherlands	6,278	9,047	11,350	10,392	5,921	59,53,460	87,01,755	89,63,781	61,05,914	29,78,643
Belgium	41,016	61,877	60,862	38,836	21,548	4,17,91,643	6,18,24,037	5,63,09,748	2,63,67,770	1,18,53,642
France	32,985	36,376	45,159	41,370	14,309	3,35,76,229	3,56,43,279	3,92,29,009	2,68,23,827	78,76,661
Spain	10,973	13,530	14,281	18,038	8,074	1,05,30,632	1,30,69,855	1,21,76,030	1,15,79,456	42,18,634
Portugal	20	20	195	188	112	16,500	20,625	1,72,320	85,950	57,575
Switzerland	..	23	..	..	..	..	24,730	17	..	100
Italy	59,026	68,584	70,121	64,621	32,764	5,86,75,349	6,61,66,364	5,79,14,432	3,77,45,649	1,02,41,147
Fiume	306	59	246	258	618	2,72,490	49,800	1,60,970	1,23,655	3,06,442
Austria	10	38	108	..	..	11,000	34,100	1,01,800	..	..
Bulgaria	23	..	2	10	20	20,320	10	1,500	4,400	9,350
Greece	152	54	151	605	355	1,47,985	61,050	1,36,005	3,52,445	1,89,305
Syria	..	..	23	..	..	..	..	19,225	..	..
Other Native States in Arabia	..	..	4	1	..	60	..	3,500	1,367	10
Persia	..	2	..	..	..	..	1,800	..	..	..
Philippine Islands and Guam	..	..	..	36	..	..	..	..	18,000	..
Indo-China (including Cochin-China, Cambodia, Annam, Tonkin and French leased Territories in China)	6,913	2,756	4,565	1,334	2,625	66,26,755	20,32,492	39,11,933	8,22,225	14,89,000
China (exclusive of Hongkong and Macao)	19,349	72,039	101,156	108,125	77,846	1,09,30,162	7,28,80,843	9,34,31,991	7,40,84,215	4,50,25,230
Japan	220,495	287,508	292,781	301,018	192,318	21,98,58,853	29,02,62,440	27,29,64,423	20,99,31,199	11,04,66,480
Egypt	..	..	..	537	..	..	..	..	2,86,300	..
United States of America—	..	..	..	..	..	..	..	..	..	..
Via Atlantic Coast	5,492	7,953	13,693	7,013	4,022	48,28,780	73,04,001	1,10,53,021	40,56,122	25,26,144
" Pacific "	317	395	800	837	400	2,87,182	3,81,725	5,29,525	4,38,390	1,52,839
Cuba	..	..	..	..	3	..	4,500	20,790	19,005	1,125
Chile (including the Pacific Coast of Patagonia)	..	5	30	32	12	..	..	..	..	6,800
Other Foreign Countries	1	..	..	5	2	924	..	125	2,020	600
<b>TOTAL FOREIGN COUNTRIES</b>	<b>449,906</b>	<b>618,438</b>	<b>677,440</b>	<b>640,764</b>	<b>392,204</b>	<b>44,70,96,860</b>	<b>61,07,74,973</b>	<b>60,64,18,283</b>	<b>43,21,24,156</b>	<b>21,82,58,641</b>
<b>Share of Bengal</b>	<b>10,354</b>	<b>7,026</b>	<b>4,821</b>	<b>6,169</b>	<b>6,163</b>	<b>89,85,833</b>	<b>67,33,536</b>	<b>40,01,140</b>	<b>38,39,146</b>	<b>33,12,865</b>
" <b>Bombay</b>	<b>303,755</b>	<b>469,237</b>	<b>465,805</b>	<b>474,860</b>	<b>270,360</b>	<b>30,60,09,594</b>	<b>47,11,74,357</b>	<b>43,47,81,592</b>	<b>33,78,12,574</b>	<b>15,77,04,457</b>
" <b>Sind</b>	<b>231,658</b>	<b>148,600</b>	<b>205,150</b>	<b>180,996</b>	<b>128,476</b>	<b>12,62,88,266</b>	<b>14,26,40,494</b>	<b>16,68,29,462</b>	<b>9,54,95,576</b>	<b>6,35,23,041</b>
" <b>Madras</b>	<b>22,668</b>	<b>29,074</b>	<b>41,122</b>	<b>21,167</b>	<b>12,264</b>	<b>2,43,21,850</b>	<b>3,31,03,505</b>	<b>4,62,43,773</b>	<b>1,63,96,200</b>	<b>72,89,543</b>
" <b>Burma</b>	<b>11,344</b>	<b>8,359</b>	<b>9,966</b>	<b>17,887</b>	<b>5,197</b>	<b>1,16,32,094</b>	<b>88,02,159</b>	<b>99,14,073</b>	<b>86,86,853</b>	<b>26,42,363</b>
<b>TOTAL</b> { Tons	<b>470,679</b>	<b>662,796</b>	<b>726,804</b>	<b>701,063</b>	<b>423,080</b>	<b>47,72,17,636</b>	<b>66,24,54,101</b>	<b>65,07,70,040</b>	<b>46,32,30,403</b>	<b>23,44,72,269</b>
— Bales. †	<b>=2,686,202</b>	<b>=3,711,657</b>	<b>=4,070,438</b>	<b>=3,925,936</b>	<b>=2,360,243</b>					
<b>Waste (L. M.)—</b>										
United Kingdom	Cwts.	Cwts.	Cwts.	Cwts.	Cwts.					
Aden and Dependencies	151	91	245	126	216	4,860	3,655	4,512	2,988	4,740
Bahrein Islands	1,921	1,965	1,527	511	967	26,200	26,695	17,359	8,445	8,755
Ceylon	3,832	2,910	2,966	2,086	2,243	1,05,727	99,609	1,02,180	59,362	59,332
Straits Settlements (including Labuan)	224	336	245	555	524	8,720	10,080	7,039	15,517	10,179
Federated Malay States	9	..	..	..	168	75	..	..	..	3,323
Cape of Good Hope	91	78	74	56	129	3,200	2,100	2,600	1,000	2,386
Natal	648	946	2	..	..	19,500	32,800	49	..	..
Zanzibar and Pemba	42	7	105	335	215	910	250	2,740	9,435	5,400

† Bale of Cotton = 400lbs.

# GENERAL EXPORTS

INDIAN MERCHANDISE

( 808 )

No. 14—continued

ARTICLES, AND COUNTRIES OF FINAL DESTINATION; ALSO SHARE OF EACH PROVINCE	QUANTITY					VALUE				
	1927-28	1928-29	1929-30	1930-31	1931-32	1927-28	1928-29	1929-30	1930-31	1931-32
						R	R	R	R	R
<b>Textiles—continued</b>										
<b>Cotton—continued</b>										
<i>Waste (I. M)—continued</i>	<i>Owts.</i>	<i>Owts.</i>	<i>Owts.</i>	<i>Owts.</i>	<i>Owts.</i>					
Kenya Colony . . . . .	623	787	1,422	70	403	13,749	23,266	38,574	1,705	7,33
Mauritius and Dependencies . . . . .	35	215	406	111	194	1,400	7,800	7,935	2,889	6,13
Western Australia . . . . .	42	63	80	121	453	1,200	1,800	2,300	3,500	7,36
Southern Australia (including Northern Territory) . . . . .	..	21	3	..	233	..	600	100	..	3,70
Victoria . . . . .	1,841	805	832	751	791	53,300	23,000	23,800	20,500	12,73
New South Wales . . . . .	..	..	91	39	189	..	..	2,600	1,100	3,31
Queensland . . . . .	..	..	42	189	120	..	..	1,200	5,400	1,80
Australian Commonwealth (Total) . . . . .	1,833	889	1,043	1,100	1,747	54,500	25,400	30,000	30,500	28,85
New Zealand (including Nauru and Br. Samoa) . . . . .	191	208	464	451	399	5,500	5,900	13,420	12,900	6,00
Other British Possessions . . . . .	65	..	6	6	9	1,800	..	175	400	190
<b>TOTAL BRITISH EMPIRE . . . . .</b>	<b>45,970</b>	<b>91,312</b>	<b>57,921</b>	<b>59,623</b>	<b>100,771</b>	<b>13,79,202</b>	<b>15,47,034</b>	<b>17,39,695</b>	<b>13,52,964</b>	<b>17,78,149</b>
Sweden . . . . .	..	969	1,999	4,343	2,919	..	33,577	71,466	1,09,970	62,035
Norway . . . . .	..	..	..	921	628	..	..	..	19,460	14,630
Denmark . . . . .	..	..	..	115	1,348	..	..	..	2,390	27,918
Germany . . . . .	49,922	37,891	36,056	36,088	55,192	12,12,060	9,33,223	7,82,363	4,36,393	5,09,094
Netherlands . . . . .	17,119	13,670	20,056	7,636	1,814	4,02,614	1,67,758	2,45,287	93,165	15,155
Belgium . . . . .	29,096	39,802	49,038	35,391	33,491	5,37,791	7,05,217	9,31,640	4,06,207	3,53,194
France . . . . .	7,481	10,874	13,656	17,990	9,561	2,02,802	2,93,396	2,74,318	2,75,696	1,05,915
Spain . . . . .	493	1,366	1,065	2,518	735	14,091	44,100	26,500	38,160	12,300
Italy . . . . .	1,986	6,760	14,184	2,517	12,632	59,900	1,63,343	2,59,385	42,650	1,76,550
Austria . . . . .	..	..	192	..	1,242	..	..	1,400	..	16,070
Turkey European . . . . .	..	..	..	114	..	..	..	..	2,581	..
Mascat Territory and Trucial Oman . . . . .	202	927	853	302	113	5,704	27,374	14,534	8,340	1,965
Other Native States in Arabia . . . . .	259	627	336	58	167	2,500	5,760	3,000	460	1,925
Iraq . . . . .	2,345	2,333	2,367	1,164	1,147	52,716	67,044	53,373	23,043	24,339
Persia . . . . .	90	41	60	20	..	3,090	660	1,530	540	..
Slam . . . . .	125	193	1,079	87	80	3,936	7,250	30,650	2,500	2,200
Indo-China (including Cochinchina, Cambodia, Annam, Tonkin and French leased Territories in China) . . . . .	..	..	..	124	133	..	..	..	1,500	1,596
Egypt . . . . .	..	..	..	89	..	..	..	..	2,250	..
Portuguese East Africa . . . . .	1,397	512	2,063	1,709	1,970	39,943	14,595	65,157	44,119	34,966
<b>United States of America—</b>										
<i>Via Atlantic Coast</i> . . . . .	31,909	14,271	25,351	40,008	14,426	7,08,991	3,69,056	6,36,900	7,35,535	1,49,355
" Pacific " . . . . .	..	699	374	1,334	2,360	..	20,000	23,259	52,500	52,500
Brazil . . . . .	..	..	1,393	6,761	..	..	..	53,050	1,38,400	..
Chile (including the Pacific Coast of Patagonia) . . . . .	..	..	..	..	87	..	..	..	..	2,000
Other Foreign Countries . . . . .	..	..	..	7	10	..	..	..	280	270
<b>TOTAL FOREIGN COUNTRIES . . . . .</b>	<b>142,324</b>	<b>130,240</b>	<b>171,727</b>	<b>160,296</b>	<b>145,105</b>	<b>33,56,168</b>	<b>29,08,753</b>	<b>35,24,393</b>	<b>26,31,144</b>	<b>15,68,527</b>
<b>Share : Bengal . . . . .</b>	<b>3,114</b>	<b>1,535</b>	<b>1,535</b>	<b>264</b>	<b>6,973</b>	<b>98,840</b>	<b>76,732</b>	<b>20,775</b>	<b>6,340</b>	<b>35,320</b>
" Bombay . . . . .	<b>172,529</b>	<b>211,423</b>	<b>216,302</b>	<b>203,584</b>	<b>234,675</b>	<b>44,63,599</b>	<b>43,20,397</b>	<b>51,62,098</b>	<b>39,03,770</b>	<b>33,05,110</b>
" Sind . . . . .	<b>9</b>	<b>6</b>	<b>43</b>	<b>24</b>	<b>18</b>	<b>450</b>	<b>260</b>	<b>1,332</b>	<b>432</b>	<b>340</b>
" Madras . . . . .	<b>12,642</b>	<b>8,538</b>	<b>11,368</b>	<b>11,050</b>	<b>14,213</b>	<b>1,07,501</b>	<b>63,398</b>	<b>73,309</b>	<b>73,469</b>	<b>55,892</b>
" Burma . . . . .	<b>..</b>	<b>..</b>	<b>1</b>	<b>2</b>	<b>..</b>	<b>..</b>	<b>..</b>	<b>39</b>	<b>47</b>	<b>14</b>
<b>TOTAL . . . . .</b>	<b>188,294</b>	<b>221,552</b>	<b>229,649</b>	<b>219,924</b>	<b>245,876</b>	<b>47,35,390</b>	<b>44,55,787</b>	<b>52,64,503</b>	<b>39,84,108</b>	<b>33,46,676</b>

No. 14—continued

ARTICLES, AND COUNTRIES OF FINAL DESTINATION; ALSO SHARE OF EACH PROVINCE	QUANTITY					VALUE				
	1927-28	1928-29	1929-30	1930-31	1931-32	1927-28	1928-29	1929-30	1930-31	1931-32
						R	R	R	R	R
<b>Textiles—continued</b>										
<b>Cotton—continued</b>										
<b>Twist and Yarn—</b>										
<b>Grey Nos. 1 to 10 (III. O)—</b>	Lbs.	Lbs.	Lbs.	Lbs.	Lbs.					
United Kingdom . . . . .	129,200	131,433	53,280	147,093	149,200	77,376	78,439	26,654	53,103	45,124
Malta and Gozo . . . . .	14,000	3,400	13,200	4,000	6,000	7,910	4,450	6,404	1,169	1,625
Cyprus . . . . .	300,624	76,840	140,800	110,400	133,240	1,09,984	45,411	76,061	39,827	43,090
Palestina . . . . .	34,000	9,200	8,000	1,600	15,600	25,920	7,162	5,575	659	7,525
Aden and Dependencies . . . . .	1,202,400	2,136,012	2,601,605	1,724,640	671,800	8,77,015	16,42,409	18,91,660	10,71,326	3,57,780
Bahrain Islands . . . . .	215,600	223,400	166,000	63,400	106,000	1,13,656	1,17,500	33,775	34,400	52,725
Maldives . . . . .	..	..	..	6,800	..	..	..	..	5,100	..
Ceylon . . . . .	10,794	3,550	7,634	6,710	3,870	7,118	2,521	6,233	4,125	3,450
Straits Settlements (includ- ing Labuan) . . . . .	222,400	189,336	141,600	64,000	105,200	1,81,806	1,59,833	1,00,067	46,600	57,460
Hongkong . . . . .	320,000	433,308	160,000	720,000	70,000	2,11,500	3,28,000	1,00,000	3,00,033	25,000
Cape of Good Hope . . . . .	..	2,000	..	..	..	..	1,703	..	..	..
Natal . . . . .	241,550	30,500	19,200	153,600	254,040	1,25,037	14,580	9,450	67,950	71,093
Zanzibar and Pemba . . . . .	6,800	8,300	35,600	35,959	15,124	6,400	6,200	23,450	25,300	3,040
Kenya Colony . . . . .	15,402	27,176	24,356	31,763	27,796	11,210	20,625	18,605	16,956	15,933
Tanganyika Territory . . . . .	800	3,656	2,512	5,312	1,600	690	2,490	2,150	4,150	1,100
Anglo-Egyptian Sudan . . . . .	..	..	44,800	..	..	..	..	14,000	..	..
Victoria . . . . .	2,400	..	..	..	..	1,800	..	..	..	..
New South Wales . . . . .	6,800	27,633	8,600	8,320	..	4,075	18,175	5,140	4,035	..
Australian Commonwealth (Total) . . . . .	9,200	37,636	8,600	8,320	..	5,875	18,175	5,140	4,035	..
Other British Possessions . . . . .	400	..	600	800	..	250	..	375	375	..
<b>TOTAL BRITISH EMPIRE</b>	<b>2,623,170</b>	<b>3,366,247</b>	<b>3,427,787</b>	<b>3,090,511</b>	<b>1,559,470</b>	<b>17,61,657</b>	<b>24,49,798</b>	<b>23,74,604</b>	<b>16,76,113</b>	<b>6,89,970</b>
<b>Russia—</b>										
<b>Northern Russia . . . . .</b>	..	..	2,400	..	..	..	..	1,200	..	..
<b>Southern " . . . . .</b>	..	..	11,200	13,200	..	..	..	7,600	9,900	..
Georgia . . . . .	..	..	..	31,200	10,800	..	..	..	17,000	5,400
Italy . . . . .	62,400	36,800	..	..	..	34,622	19,737	..	..	..
Spain . . . . .	18,400	..	..	..	..	9,137	..	..	..	..
Serb-Croat Slovene State . . . . .	..	2,400	..	..	..	..	1,305	..	..	..
Bulgaria . . . . .	460,440	305,000	186,800	139,200	479,200	2,57,973	1,73,416	1,11,558	46,311	1,65,488
Roumania . . . . .	5,200	2,400	10,800	..	..	2,344	1,450	7,325	..	..
Greece . . . . .	115,853	152,000	104,800	52,000	20,000	65,891	88,212	55,623	17,380	6,846
Turkey, European . . . . .	56,000	99,800	61,600	74,800	4,000	32,411	65,025	45,295	27,359	1,250
Turkey, Asiatic . . . . .	458,290	135,200	77,200	14,400	44,400	2,34,503	96,699	57,014	5,937	15,431
Syria . . . . .	516,800	248,363	507,003	432,400	441,000	2,94,347	1,50,212	3,05,321	1,62,862	1,64,797
Smyrna . . . . .	111,400	35,635	80,720	133,200	2,400	64,233	23,745	45,962	70,653	750
Maskat Territory and Trucial Oman . . . . .	34,700	46,175	49,344	70,500	71,800	22,320	32,708	30,845	46,550	41,175
Other Native States in Arabia . . . . .	33,700	33,200	37,400	43,900	52,880	24,925	26,725	25,300	26,350	29,705
Iraq . . . . .	177,600	368,397	294,641	637,221	359,600	1,12,338	2,21,713	1,64,632	2,47,747	2,99,388
Persia . . . . .	376,360	170,173	347,095	1,039,354	1,504,105	2,40,152	1,05,275	3,61,970	6,78,334	7,66,575
Henzam Island . . . . .	..	5,620	1,200	17,600	2,400	..	2,350	600	9,400	1,200
Afghanistan . . . . .	..	..	..	..	2,800	..	..	..	..	2,300
Java . . . . .	..	10,000	..	..	..	..	5,000	..	..	..
Sum . . . . .	212,400	435,520	368,700	240,800	103,200	1,70,300	3,21,300	2,37,437	1,62,900	45,375
Indo-China (including Cochin-China, Cambodia, Annam, Tonkin and French leased territories in China) . . . . .	1,600	..	..	..	..	1,000	..	..	..	..
Egypt . . . . .	994,470	625,600	610,672	583,400	332,200	6,04,340	3,34,330	3,30,431	2,43,371	1,46,510

GENERAL EXPORTS

INDIAN MERCHANDISE

( 810 )

No. 14—continued

ARTICLES, AND COUNTRIES OF FINAL DESTINATION; ALSO SHARE OF EACH PROVINCE	QUANTITY					VALUE				
	1927-28	1928-29	1929-30	1930-31	1931-32	1927-28	1928-29	1929-30	1930-31	1931-32
	Lbs.	Lbs.	Lbs.	Lbs.	Lbs.	R	R	R	R	R
<b>Textiles—continued</b>										
<b>Cotton—continued</b>										
<i>Twist and Yarn—continued</i>										
Grey Nos. 1 to 10 (III. O)— <i>continued</i>										
Tripoli . . . . .	..	6,000	..	..	..	..	3,815	..	..	..
Tunis . . . . .	31,600	31,200	48,000	..	..	17,709	16,850	24,000	..	..
Portuguese East Africa . . . . .	..	18,200	85,600	165,000	93,558	..	9,031	43,793	79,608	31,801
Italian East Africa (Somali- land and Eritrea) . . . . .	10,600	14,000	28,900	16,034	16,100	15,400	11,550	20,625	8,050	7,991
French Somaliland . . . . .	49,500	161,900	340,800	190,800	318,700	37,167	1,23,126	2,57,850	1,01,119	1,80,150
Guatemala . . . . .	..	..	4,000	6,000	..	..	4,000	2,752	2,775	..
Panama . . . . .	..	8,000	..	..	..	..	..	..	..	..
Other Foreign Countries . . . . .	80	283	..	..	..	36	242	..	..	..
<b>TOTAL FOREIGN COUNTRIES</b>	<b>3,736,393</b>	<b>2,097,216</b>	<b>3,255,775</b>	<b>3,946,515</b>	<b>4,409,143</b>	<b>22,92,049</b>	<b>18,88,816</b>	<b>21,16,085</b>	<b>10,68,059</b>	<b>10,13,296</b>
<i>Share of Bengal</i>	9,600	17,536	7,024	..	20,000	6,125	11,133	4,150	..	6,250
„ <i>Bombay</i>	6,341,069	6,344,577	6,666,784	7,036,876	5,943,613	40,42,183	43,26,422	44,83,196	38,44,097	25,97,010
„ <i>Sind</i>	..	..	544	..	..	..	..	570	..	..
„ <i>Madrns</i>	3,594	1,350	10,310	150	..	6,393	1,059	3,323	75	..
<b>TOTAL</b>	<b>6,359,563</b>	<b>6,363,463</b>	<b>6,683,562</b>	<b>7,037,626</b>	<b>5,968,613</b>	<b>40,53,706</b>	<b>43,38,614</b>	<b>44,91,239</b>	<b>38,44,172</b>	<b>20,03,266</b>
Grey Nos. 11 to 20 (III. O)— United Kingdom . . . . .	47,835	11,490	400	5,330	2,000	30,815	7,816	216	2,259	672
Malta and Gozo . . . . .	8,400	2,000	5,200	950	..	6,080	1,350	4,450	400	..
Gibraltar . . . . .	..	..	..	1,200	..	..	..	..	1,200	..
Cyprus . . . . .	190,600	63,200	141,600	81,200	95,600	1,26,432	43,096	95,454	40,539	39,501
Palestine . . . . .	50,400	49,600	48,400	26,800	64,000	44,437	48,730	47,900	15,437	39,575
Aden and Dependencies . . . . .	1,056,500	1,330,740	1,000,344	699,600	836,500	9,00,325	11,67,184	8,49,747	5,21,457	5,48,537
Bahrain Islands . . . . .	19,104	29,400	3,000	8,400	14,000	15,025	18,200	2,675	8,100	7,650
Maldives . . . . .	2,000	..	..	..	..	2,000	..	..	..	..
Ceylon . . . . .	11,758	12,452	15,346	36,961	18,685	10,974	10,718	13,555	25,492	10,462
Straits Settlements (including Labuan) . . . . .	443,200	440,280	254,060	81,200	317,716	4,12,420	4,27,858	2,34,600	70,000	2,35,980
Hongkong . . . . .	209,600	435,200	133,600	..	60,000	1,60,030	3,39,650	91,500	..	20,000
Natal . . . . .	..	..	..	5,000	..	..	..	..	3,125	..
Zanzibar and Pemba . . . . .	26,101	37,500	50,524	31,400	28,400	26,530	30,050	49,475	25,650	20,800
Kenya Colony . . . . .	25,701	38,526	38,559	31,524	50,000	23,500	35,280	35,165	20,200	36,150
Tanganyika Territory . . . . .	2,056	9,684	15,600	9,656	11,763	2,050	9,460	14,400	8,800	10,680
Mauritius and Dependencies . . . . .	1,600	..	400	400	2,000	1,600	..	400	400	1,800
Anglo-Egyptian Sudan . . . . .	2,000	1,200	..	1,200	..	4,000	1,200	..	900	..
New South Wales Australian Commonwealth (Total) . . . . .	..	..	..	400	..	..	..	..	362	..
<b>TOTAL BRITISH EMPIRE</b>	<b>2,095,855</b>	<b>2,461,272</b>	<b>1,716,633</b>	<b>1,024,221</b>	<b>1,500,569</b>	<b>17,66,188</b>	<b>21,40,582</b>	<b>14,39,537</b>	<b>7,59,321</b>	<b>9,66,816</b>
Russia— Northern Russia . . . . .	..	..	9,600	..	..	..	..	8,400	..	..
Southern „ . . . . .	..	12,000	63,600	4,000	..	..	9,750	47,580	3,000	..
Norway . . . . .	..	4,000	..	..	..	..	3,000	..	..	..
Georgia . . . . .	..	17,600	..	8,000	32,000	..	10,500	..	4,000	16,125
Germany . . . . .	13,200	..	..	..	..	13,200	..	..	..	..
France . . . . .	..	2,800	..	..	..	..	2,900	..	..	..
Portugal . . . . .	..	..	1,800	..	..	..	..	1,600	..	..
Italy . . . . .	..	7,200	..	..	..	..	5,400	..	..	..
Serb-Croat-Slovene State . . . . .	12,000	..	..	..	..	7,326	..	..	..	..
Bulgaria . . . . .	13,800	17,000	..	2,800	22,000	10,052	14,111	..	1,112	8,062
Greece . . . . .	28,600	26,000	..	1,200	..	22,515	22,962	..	531	..
Turkey, European . . . . .	151,200	83,200	12,400	216,800	30,400	1,14,217	62,099	9,200	95,822	14,380
Turkey, Asiatic . . . . .	106,000	42,800	60,000	139,410	295,200	83,868	37,037	44,700	66,183	1,33,824
Syria . . . . .	1,180,800	1,390,058	789,468	536,200	486,500	9,60,537	12,63,011	5,94,702	2,67,784	2,43,554
Smyrna . . . . .	49,600	114,630	94,080	128,000	8,000	35,674	89,978	71,346	58,036	4,000
Mascat Territory and Trucial Oman . . . . .	109,424	146,338	138,785	116,920	102,076	1,04,067	1,38,200	1,19,165	93,767	71,701
Other Native States in Arabia . . . . .	47,712	38,090	50,778	46,420	53,600	44,425	30,910	45,420	35,875	38,050
Iraq . . . . .	521,160	1,050,143	933,502	392,800	828,200	4,04,818	8,21,923	7,13,851	2,34,579	4,21,046
Persia . . . . .	2,830,010	2,928,642	3,794,465	2,337,027	4,974,500	22,61,741	24,03,959	31,26,900	27,16,047	30,22,827
Henjam Island . . . . .	2,000	2,400	3,600	6,000	..	2,000	2,375	3,600	5,500	..
Siam . . . . .	1,100,246	1,109,000	838,800	935,600	688,400	10,33,996	10,05,200	7,94,200	8,44,375	5,38,246
Indo-China (including Cochin-China, Cambodia, Annam, Tonkin and French leased territories in China) . . . . .	..	..	11,200	..	..	..	..	11,200	..	..

## No. 14—continued

ARTICLES, AND COUNTRIES OF FINAL DESTINATION; ALSO SHARE OF EACH PROVINCE	QUANTITY					VALUE				
	1927-28	1928-29	1929-30	1930-31	1931-32	1927-28	1928-29	1929-30	1930-31	1931-32
Textiles—continued										
Cotton—continued										
Wool and Yarn—continued										
Grey Nos. 11 to 20 (III. O)										
—continued										
(China (exclusive of Hongkong and Macao)	Lbs.	Lbs.	Lbs.	Lbs.	Lbs.	R	R	R	R	R
Egypt	184,400	46,800	22,000	..	30,000	1,14,272	32,311	18,200	..	13,600
Tripoli	2,823,080	2,702,782	1,687,000	1,249,023	1,050,546	22,01,299	23,01,706	13,17,379	6,76,488	4,96,843
Tunis	2,800	20,000	1,251	400	6,000	2,800	12,500	676	177	3,000
Italian East Africa (Somal- land and Eritrea)	4,000	..	..	..	..	3,000	..	..	..	..
French Somaliland	10,150	9,800	31,700	11,800	16,400	9,700	9,300	31,030	8,175	13,250
Guatemala	41,600	222,800	227,100	188,000	525,600	37,800	2,02,967	1,68,375	1,84,928	3,35,746
Other Foreign Countries	..	..	28,000	..	..	..	..	22,000	..	..
Other Foreign Countries	400	1,240	800	700	..	300	1,230	800	400	..
TOTAL FOREIGN COUNTRIES	9,217,182	9,995,623	8,800,338	7,321,100	9,158,422	76,72,627	86,89,424	71,48,224	52,46,869	53,70,148
Share of Bengal	..	3,660	336	..	13,716	..	2,325	460	..	6,631
„ Bombay	10,393,409	13,182,673	10,366,389	7,372,602	10,050,218	90,47,388	1,06,33,887	84,72,020	57,73,510	60,54,666
„ Sind	5,790	2,614	2,611	1,820	9,476	3,962	2,350	2,100	1,460	7,320
„ Madras	413,838	263,613	147,635	470,899	635,531	2,37,465	1,97,444	1,13,191	2,30,920	2,67,344
TOTAL	11,313,037	12,456,895	10,516,971	8,345,321	10,658,091	93,33,815	1,08,36,006	85,87,761	60,06,190	63,36,964
Grey Nos. 21 to 30 (III. O)—	Lbs.	Lbs.	Lbs.	Lbs.	Lbs.					
United Kingdom	2,800	..	70	50	140	2,112	..	50	27	175
Palestine	..	..	1,600	..	12,000	..	..	1,800	..	8,000
Aden and Dependencies	17,800	12,000	5,600	3,900	17,000	20,200	9,800	5,600	3,725	14,825
Bahrain Islands	1,600	..	..	..	..	1,450	..	..	..	..
Ceylon	1,525	1,750	3,865	175	6,100	1,312	1,850	5,489	178	3,727
Straits Settlements (including Labuan)	273,600	340,800	279,200	128,800	102,400	4,11,900	3,92,700	2,68,960	1,28,000	99,900
Zanzibar and Pemba	..	..	..	900	..	..	..	..	1,200	..
Anglo-Egyptian Sudan	..	..	2,000	..	..	..	..	2,000	..	..
Other British Possessions	300	..	..	300	..	450	..	..	300	..
TOTAL BRITISH EMPIRE	297,325	354,550	292,395	134,125	137,640	4,37,424	4,04,350	2,81,309	1,33,480	1,26,627
Russia—										
Southern Russia	..	..	10,800	..	..	..	..	9,900	..	..
Italy	..	..	8,960	..	..	..	..	8,000	..	..
Bulgaria	..	..	..	..	6,000	..	..	..	..	1,875
Greece	..	15,234	..	..	..	..	11,080	..	..	..
Turkey, European	..	..	..	2,000	6,400	..	..	..	1,100	3,300
Turkey, Asiatic	..	..	..	4,000	8,000	..	..	..	1,956	4,073
Syria	..	12,093	3,600	5,200	56,100	..	6,862	1,000	3,700	32,932
Smyrna	..	..	3,200	1,600	..	..	..	2,507	1,087	..
Muscat Territory and Trucial Oman	800	..	900	2,000	800	900	..	1,100	2,500	1,200
Other Native States in Arabia	3,300	400	..	4,400	2,800	4,950	400	..	4,400	1,900
Iraq	..	3,200	4,000	..	..	..	2,800	6,000	..	..
Persia	7,200	4,300	7,200	2,800	2,400	3,750	3,225	7,400	3,100	1,725
Honjam Island	..	..	900	..	..	..	..	1,800	..	..
Siam	43,200	11,600	..	..	3,200	32,400	11,600	..	..	2,400
Philippine Islands and Guam	..	3,000	..	..	..	..	3,562	..	..	..
China (exclusive of Hong- kong and Macao)	..	..	..	..	4,186	..	..	..	..	2,350
Egypt	9,600	..	..	18,000	16,000	5,972	..	..	18,000	11,166
Italian East Africa (Somal- land and Eritrea)	800	400	..	12,000	..	600	300	..	6,480	..
French Somaliland	120	800	3,200	1,200	1,500	150	800	3,200	1,200	1,125
TOTAL FOREIGN COUNTRIES	65,020	51,027	42,760	53,200	107,936	48,722	40,629	41,807	43,523	64,136
Share of Bombay	362,020	405,427	328,660	167,500	193,340	4,79,162	4,44,839	3,18,000	1,66,125	1,62,550
„ Madras	10,325	150	6,366	19,325	51,786	6,984	150	5,396	10,328	27,913
„ Burma	..	..	70	..	..	..	..	50	..	..
TOTAL	362,345	405,577	335,096	187,325	245,326	4,86,146	4,44,979	3,23,506	1,76,953	1,90,763
Grey Nos. 31 to 40 (III. O)—	Lbs.	Lbs.	Lbs.	Lbs.	Lbs.					
United Kingdom	..	..	..	1,903	..	..	..	..	1,456	..
Palestine	..	..	..	..	1,200	..	..	..	..	1,000
Aden and Dependencies	6,700	800	2,400	..	12,500	11,562	1,000	1,800	..	9,375
Maldives	1,200	..	..	..	..	1,400	..	..	..	..
Ceylon	4,800	800	3,536	1,712	..	4,390	825	4,950	1,700	..
Straits Settlements (including Labuan)	6,272	..	2,000	..	..	7,000	..	2,000	..	..

GENERAL EXPORTS

( 812 )

INDIAN MERCHANDISE

No. 14—continued

ARTICLES, AND COUNTRIES OF FINAL DESTINATION; ALSO SHARE OF EACH PROVINCE	QUANTITY					VALUE				
	1927-28	1928-29	1929-30	1930-31	1931-32	1927-28	1928-29	1929-30	1930-31	1931-32
<b>Textiles—continued</b>										
<b>Cotton—continued</b>										
<b>Wool—continued</b>										
Grey, Nos. 31 to 40 (III. O)—continued	Lbs.	Lbs.	Lbs.	Lbs.	Lbs.					
Zanzibar and Pemba	..	600	..	..	..	..	1,200	..	..	..
Other British Possessions	400	322	1,600	..	..	160	320	885	..	..
<b>TOTAL BRITISH EMPIRE</b>	<b>19,372</b>	<b>3,122</b>	<b>9,536</b>	<b>3,615</b>	<b>18,700</b>	<b>25,012</b>	<b>3,845</b>	<b>9,685</b>	<b>3,155</b>	<b>10,375</b>
Syria	..	..	..	..	10,000	..	..	..	..	10,000
Nasrat Territory and Trucial Oman	..	1,600	..	..	..	..	1,400	..	..	..
Other Native States in Arabia	..	600	600	..	600	..	1,050	800	..	600
Perak	700	16,700	1,600	1,200	2,600	900	22,294	1,600	1,600	1,950
Celebes and other Islands	..	..	50,400	..	..	..	..	44,450	..	..
Siam	..	800	..	..	34,800	..	800	..	..	34,800
Egypt	..	..	..	..	6,600	..	..	..	..	5,225
Italian East Africa (Somaland and Kiritrea)	..	1,200	..	..	..	..	1,250	..	..	..
French Somaliland	..	400	..	..	24,300	..	450	..	..	18,225
<b>TOTAL FOREIGN COUNTRIES</b>	<b>700</b>	<b>21,300</b>	<b>52,600</b>	<b>1,200</b>	<b>78,900</b>	<b>900</b>	<b>27,244</b>	<b>46,350</b>	<b>1,600</b>	<b>70,800</b>
Share of Bengal	400	922	1,536	112	..	160	320	2,085	200	..
„ Bombay	19,372	23,500	60,600	2,800	92,600	25,752	30,269	54,400	3,100	81,175
„ Madras	..	..	..	1,903	..	..	..	..	1,455	..
<b>TOTAL</b>	<b>20,072</b>	<b>24,422</b>	<b>62,136</b>	<b>4,815</b>	<b>92,600</b>	<b>25,912</b>	<b>30,589</b>	<b>56,485</b>	<b>4,755</b>	<b>81,175</b>
Grey, above No. 40 (III. O)—	Lbs.	Lbs.	Lbs.	Lbs.	Lbs.					
Maldives	700	..	..	..	..	1,400	..	..	..	..
Aden and Dependencies	..	..	5,600	3,000	..	..	..	5,600	3,000	..
Ceylon	800	..	..	..	6,800	800	..	..	..	6,244
Other British Possessions	..	1,200	600	20	..	..	700	610	17	..
<b>TOTAL BRITISH EMPIRE</b>	<b>700</b>	<b>1,200</b>	<b>6,200</b>	<b>3,020</b>	<b>6,800</b>	<b>1,400</b>	<b>700</b>	<b>6,210</b>	<b>3,017</b>	<b>6,244</b>
Bulgaria	..	..	3,000	..	..	..	..	4,375	..	..
Iraq	..	..	..	..	4,800	..	..	..	..	4,550
Perak	..	10,000	1,800	..	..	..	7,500	1,800	..	..
Siam	..	4,800	..	..	..	..	4,800	..	..	..
Egypt	37,200	..	..	..	..	10,750	..	..	..	..
<b>TOTAL FOREIGN COUNTRIES</b>	<b>37,200</b>	<b>14,800</b>	<b>9,600</b>	<b>..</b>	<b>4,800</b>	<b>10,750</b>	<b>12,300</b>	<b>6,175</b>	<b>..</b>	<b>4,550</b>
Share of Bombay	700	16,000	15,400	3,000	6,800	1,400	13,000	11,925	3,000	6,875
„ Madras	37,200	..	400	20	4,800	10,750	..	400	17	4,119
<b>TOTAL</b>	<b>37,900</b>	<b>16,000</b>	<b>15,800</b>	<b>3,020</b>	<b>11,600</b>	<b>12,150</b>	<b>13,000</b>	<b>12,385</b>	<b>3,017</b>	<b>10,794</b>
Grey twoloids (doubles) (III. O)—	Lbs.	Lbs.	Lbs.	Lbs.	Lbs.					
United Kingdom	189,609	105,000	101,200	64,050	..	1,09,457	65,412	58,601	41,061	..
Malta and Gozo	..	10,800	5,200	..	..	..	6,503	3,237	..	..
Cyprus	114,800	9,600	64,400	3,200	4,800	95,465	6,149	39,564	1,207	1,980
Palestine	11,600	21,200	97,200	163,400	213,200	10,100	20,012	89,827	1,41,575	1,68,700
Aden and Dependencies	1,410,700	799,700	863,800	2,106,120	593,300	11,20,705	6,37,206	6,41,348	15,07,422	3,73,287
Ceylon	600	3,929	400	17,937	400	450	3,669	442	14,888	217
Straits Settlements (including Labuan)	79,600	69,832	178,800	171,200	155,600	67,600	68,298	1,78,400	1,61,800	1,09,110
Hongkong	100,700	968,000	479,200	160,000	..	64,250	6,25,657	3,58,100	1,20,000	..
Natal	..	18,000	38,400	45,600	..	..	8,831	18,562	22,425	..
Zanzibar and Pemba	1,000	..	..	1,200	..	1,050	..	..	1,200	..
Kenya Colony	9,700	7,200	5,600	1,200	3,200	6,950	6,150	4,150	1,017	1,600
Tanganyika Territory	..	..	1,600	..	2,000	..	..	1,200	..	875
New South Wales	13,200	2,290	3,000	..	..	10,906	2,003	2,250	..	..
Australian Commonwealth (Total)	13,200	2,290	3,000	..	..	10,906	2,003	2,250	..	..
Other British Possessions	800	150	..	..	..	800	151	..	..	..
<b>TOTAL BRITISH EMPIRE</b>	<b>1,912,309</b>	<b>2,015,701</b>	<b>1,838,800</b>	<b>2,733,957</b>	<b>972,500</b>	<b>14,87,738</b>	<b>14,50,631</b>	<b>13,95,231</b>	<b>20,15,665</b>	<b>6,55,769</b>
Georgia	..	..	..	..	4,000	..	..	..	..	2,000
Spain	..	..	3,000	..	..	..	..	4,375	..	..
Italy	49,750	48,000	800	33,600	..	27,727	27,498	450	16,531	..
Serb-Croat Slovene State (Jugo-Slavia)	4,000	..	..	..	..	2,658	..	..	..	..
Bulgaria	216,400	157,240	183,400	48,000	49,200	1,27,460	33,249	1,09,162	23,250	17,537
Roumania	..	10,400	2,420	..	..	..	6,622	1,362	..	..
Greece	421,680	297,200	201,200	96,400	7,600	2,32,188	1,65,412	1,01,476	51,631	2,250

No. 14—continued

ARTICLES; AND COUNTRIES OF FINAL DESTINATION; ALSO SHARE OF EACH PROVINCE	QUANTITY					VALUE				
	1927-28	1928-29	1929-30	1930-31	1931-32	1927-28	1928-29	1929-30	1930-31	1931-32
	Lbs.	Lbs.	Lbs.	Lbs.	Lbs.	₹	₹	₹	₹	₹
<b>Textiles—continued</b>										
<b>Cotton—continued</b>										
<b>Twist and Yarn—continued</b>										
<b>Grey twofolds (doubles)</b>										
<b>(III, O)—continued</b>										
Turkey, European . . . . .	248,690	27,200	20,000	26,000	27,690	1,48,249	15,242	16,000	12,425	13,800
Turkey, Asiatic . . . . .	756,865	229,800	238,400	84,560	10,400	5,01,951	1,67,538	1,78,000	63,421	4,000
Syria . . . . .	197,200	236,492	645,441	900,600	1,168,900	1,82,513	2,01,892	5,88,065	9,27,903	9,84,450
Armenia . . . . .	11,000	..	..	..	..	7,700	..	..	..	..
Smyrna . . . . .	318,400	86,000	283,655	66,000	..	2,17,340	70,168	1,94,206	45,506	..
Masfat Territory and Trucial Oman . . . . .	3,900	800	12,840	2,800	..	3,700	600	12,050	1,750	..
Other Native States in Arabia . . . . .	400	800	20,800	94,000	81,200	380	600	11,400	51,078	47,800
Iraq . . . . .	127,000	129,914	56,961	30,400	9,600	96,200	93,425	41,130	23,150	5,200
Persia . . . . .	86,200	22,200	2,400	22,540	18,900	73,680	23,999	2,637	16,666	12,659
Afghanistan . . . . .	..	..	..	1,200	..	..	..	..	600	..
Henjam Island . . . . .	..	10,400	..	..	..	..	6,287	..	..	..
Borneo (Dutch) . . . . .	..	..	2,000	..	..	..	..	2,000	..	..
Celebes and other Islands . . . . .	..	15,200	2,400	..	..	..	18,050	2,175	..	..
Slam . . . . .	266,800	237,608	490,000	400,400	224,400	1,92,650	1,81,650	3,21,650	2,28,216	1,31,600
Indo-China (including Cochin- China, Cambodia, Annam, Tonkin and French leased territories in China) . . . . .	1,600	9,140	..	..	..	800	5,625	..	..	..
China (exclusive of Hong- kong and Macao) . . . . .	..	..	..	..	6,000	..	..	..	..	4,875
Egypt . . . . .	907,900	702,680	2,165,319	2,042,400	942,800	6,73,120	6,83,796	19,18,668	16,52,414	6,75,069
Tripoli . . . . .	..	..	12,400	..	57,200	..	..	9,300	..	31,800
Tunis . . . . .	90,400	24,800	..	..	..	50,700	14,800	..	..	..
Portuguese East Africa . . . . .	..	18,000	30,800	12,000	..	..	8,831	15,606	6,375	..
Italian East Africa (Somali- land and Eritrea) . . . . .	22,000	2,400	3,200	4,400	23,600	16,100	2,600	2,400	3,100	17,400
French Somaliland . . . . .	54,800	88,400	109,600	497,600	1,095,000	42,700	73,700	77,856	3,56,400	7,51,175
Panama . . . . .	..	4,000	..	..	..	..	2,000	..	..	..
<b>TOTAL FOREIGN COUNTRIES</b>	<b>3,780,495</b>	<b>2,360,674</b>	<b>4,492,036</b>	<b>4,454,900</b>	<b>3,726,400</b>	<b>25,97,786</b>	<b>18,53,982</b>	<b>86,09,010</b>	<b>34,85,416</b>	<b>27,01,621</b>
<i>Share of Bombay</i> . . . . .	<i>5,692,804</i>	<i>4,376,375</i>	<i>6,330,436</i>	<i>7,159,057</i>	<i>4,698,600</i>	<i>40,85,519</i>	<i>33,04,613</i>	<i>50,03,799</i>	<i>54,85,090</i>	<i>33,57,173</i>
<i>" Madras</i> . . . . .	<i>..</i>	<i>..</i>	<i>400</i>	<i>29,760</i>	<i>400</i>	<i>..</i>	<i>..</i>	<i>442</i>	<i>15,921</i>	<i>217</i>
<b>TOTAL</b>	<b>5,692,804</b>	<b>4,376,375</b>	<b>6,380,836</b>	<b>7,188,957</b>	<b>4,699,900</b>	<b>40,85,519</b>	<b>33,04,613</b>	<b>50,04,241</b>	<b>55,01,011</b>	<b>33,57,390</b>
<b>Coloured Nos. 1 to 20</b> <b>(III, O)—</b>										
<b>United Kingdom</b> . . . . .	<b>3,500</b>	<b>..</b>	<b>..</b>	<b>..</b>	<b>..</b>	<b>2,262</b>	<b>..</b>	<b>..</b>	<b>..</b>	<b>..</b>
Aden and Dependencies . . . . .	47,700	37,700	68,300	61,300	45,000	51,000	40,000	73,845	52,200	84,675
Ceylon . . . . .	9,008	3,650	2,920	1,840	1,150	9,344	3,803	3,057	1,495	1,345
Straits Settlements (including Labuan) . . . . .	..	22,550	5,750	1,350	3,200	..	32,506	6,421	1,422	1,600
Zanzibar and Pemba . . . . .	3,200	1,200	..	..	..	6,000	1,200	..	..	..
New South Wales . . . . .	..	800	9,000	2,000	548	..	500	5,925	1,437	411
Australian Commonwealth (Total) . . . . .	..	800	9,000	2,000	548	..	500	5,925	1,437	411
Other British Possessions . . . . .	..	100	300	..	1,100	..	148	300	..	550
<b>TOTAL BRITISH EMPIRE</b>	<b>64,308</b>	<b>66,000</b>	<b>86,270</b>	<b>66,490</b>	<b>50,993</b>	<b>68,606</b>	<b>78,507</b>	<b>89,548</b>	<b>56,554</b>	<b>88,561</b>
Turkey, Asiatic . . . . .	1,200	..	..	..	..	1,200	..	..	..	..
Smyrna . . . . .	6,000	1,140	..	4,180	..	5,350	1,140	..	3,600	..
Masfat Territory and Trucial Oman . . . . .	5,700	6,800	9,850	3,100	8,300	6,525	7,050	11,050	2,300	6,675
Other Native States in Arabia . . . . .	2,600	1,700	7,200	9,100	14,400	3,600	1,899	6,900	7,225	10,150
Persia . . . . .	10,200	1,600	12,620	5,200	4,400	12,150	1,550	10,645	4,100	2,300
Henjam Island . . . . .	..	..	..	4,800	1,600	..	..	..	2,400	800
Afghanistan . . . . .	..	..	..	..	2,000	..	..	..	..	2,000
Morocco . . . . .	..	1,306	..	..	..	..	1,099	..	..	..
Portuguese East Africa . . . . .	..	..	..	3,000	..	..	..	..	2,362	..
Philippine Islands and Guam . . . . .	7,893	8,000	6,000	..	..	8,501	9,368	7,209	..	..
Italian East Africa (Somali- land and Eritrea) . . . . .	4,200	3,200	3,400	3,000	3,150	7,850	4,400	3,675	2,825	2,400
French Somaliland . . . . .	1,500	11,700	..	3,200	..	3,000	11,800	..	3,900	..
Other Foreign Countries . . . . .	2,000	..	..	400	..	2,747	..	..	180	..
<b>TOTAL FOREIGN COUNTRIES</b>	<b>42,193</b>	<b>35,446</b>	<b>39,070</b>	<b>36,580</b>	<b>38,850</b>	<b>50,423</b>	<b>38,300</b>	<b>39,479</b>	<b>28,901</b>	<b>24,225</b>
<i>Share of Bengal</i> . . . . .	<i>..</i>	<i>800</i>	<i>6,000</i>	<i>..</i>	<i>..</i>	<i>..</i>	<i>800</i>	<i>3,675</i>	<i>..</i>	<i>..</i>
<i>" Bombay</i> . . . . .	<i>99,993</i>	<i>100,646</i>	<i>119,340</i>	<i>92,670</i>	<i>84,748</i>	<i>1,13,322</i>	<i>1,16,307</i>	<i>1,85,352</i>	<i>85,275</i>	<i>62,656</i>
<i>" Sind</i> . . . . .	<i>..</i>	<i>..</i>	<i>..</i>	<i>..</i>	<i>100</i>	<i>..</i>	<i>..</i>	<i>..</i>	<i>..</i>	<i>150</i>
<i>" Madras</i> . . . . .	<i>6,508</i>	<i>..</i>	<i>..</i>	<i>400</i>	<i>..</i>	<i>5,707</i>	<i>..</i>	<i>..</i>	<i>180</i>	<i>..</i>
<b>TOTAL</b>	<b>106,501</b>	<b>101,446</b>	<b>125,840</b>	<b>93,070</b>	<b>84,848</b>	<b>1,19,029</b>	<b>1,16,807</b>	<b>1,29,027</b>	<b>86,455</b>	<b>62,800</b>

GENERAL EXPORTS

INDIAN MERCHANDISE

( 814 )

No. 14—continued

ARTICLES, AND COUNTRIES OF FINAL DESTINATION; ALSO SHARE OF EACH PROVINCE	QUANTITY					VALUE				
	1927-28	1928-29	1929-30	1930-31	1931-32	1927-28	1928-29	1929-30	1930-31	1931-32
<b>Textiles—continued</b>						R	R	R	R	R
<b>Cotton—continued</b>										
<i>Twist and Yarn—continued</i>										
Coloured Nos. 21 to 40 (III. O)—	Lbs.	Lbs.	Lbs.	Lbs.	Lbs.					
Aden and Dependencies . . . . .	38,850	3,900	11,200	5,600	3,300	47,575	4,725	14,150	7,475	3,925
Ceylon . . . . .	3,359	..	300	..	200	2,782	..	600	..	225
Straits Settlements (including Labuan) . . . . .	..	..	1,350	2,000	..	..	..	1,479	2,083	..
Zanzibar and Pemba . . . . .	900	..	400	..	..	1,800	..	700	..	..
<b>TOTAL BRITISH EMPIRE</b>	<b>43,109</b>	<b>3,900</b>	<b>13,250</b>	<b>7,600</b>	<b>3,500</b>	<b>52,157</b>	<b>4,725</b>	<b>16,929</b>	<b>9,558</b>	<b>4,150</b>
Maskat Territory and Trucial Oman . . . . .	2,400	..	1,200	..	..	3,600	..	1,600	..	..
Other Native States in Arabia . . . . .	3,100	400	400	1,200	800	3,900	700	900	900	800
Persia . . . . .	800	419	..	1,800	400	1,400	760	..	2,400	600
Honjam Islands . . . . .	..	..	..	400	..	..	..	..	600	..
Philippine Islands and Guam . . . . .	62,360	51,000	15,000	3,000	..	70,477	61,237	17,742	2,909	..
Italian East Africa (Somaliland and Eritrea) . . . . .	1,200	1,000	..	..	..	1,200	1,300	..	..	..
French Somaliland . . . . .	4,400	..	1,600	..	..	4,400	..	3,200	..	..
<b>TOTAL FOREIGN COUNTRIES</b>	<b>74,260</b>	<b>52,819</b>	<b>18,200</b>	<b>6,400</b>	<b>1,200</b>	<b>84,977</b>	<b>63,997</b>	<b>23,442</b>	<b>6,809</b>	<b>1,400</b>
Share of Bombay . . . . .	1,14,110	56,719	31,450	14,000	4,700	1,34,502	68,722	40,371	16,367	5,550
„ Madras . . . . .	3,259	..	..	..	..	2,632	..	..	..	..
<b>TOTAL</b>	<b>1,17,369</b>	<b>56,719</b>	<b>31,450</b>	<b>14,000</b>	<b>4,700</b>	<b>1,37,134</b>	<b>68,722</b>	<b>40,371</b>	<b>16,367</b>	<b>5,550</b>
<b>Coloured above No. 40 (III. O)—</b>	<b>Lbs.</b>	<b>Lbs.</b>	<b>Lbs.</b>	<b>Lbs.</b>	<b>Lbs.</b>					
Aden and Dependencies . . . . .	..	1,200	..	..	..	..	3,600	..	..	..
Ceylon . . . . .	1,300	..	..	..	..	4,000	..	..	..	..
<b>TOTAL BRITISH EMPIRE</b>	<b>1,300</b>	<b>1,200</b>	<b>..</b>	<b>..</b>	<b>..</b>	<b>4,000</b>	<b>3,600</b>	<b>..</b>	<b>..</b>	<b>..</b>
Celebes and other Islands . . . . .	..	..	2,000	..	..	..	..	2,812	..	..
Other Foreign Countries . . . . .	600	400	..	..	..	600	600	..	..	..
<b>TOTAL FOREIGN COUNTRIES</b>	<b>600</b>	<b>400</b>	<b>2,000</b>	<b>..</b>	<b>..</b>	<b>600</b>	<b>600</b>	<b>2,812</b>	<b>..</b>	<b>..</b>
Share of Bombay . . . . .	1,900	1,600	2,000	..	..	4,600	4,200	2,812	..	..
<b>Coloured twofolds (doubles) (III. O)—</b>	<b>Lbs.</b>	<b>Lbs.</b>	<b>Lbs.</b>	<b>Lbs.</b>	<b>Lbs.</b>					
United Kingdom . . . . .	..	13,200	..	..	..	..	7,350	..	..	..
Aden and Dependencies . . . . .	3,200	800	..	2,800	..	3,200	1,200	..	4,700	..
New South Wales . . . . .	..	..	800	..	1,200	..	..	412	..	1,050
Australian Commonwealth (Total) . . . . .	..	..	800	..	1,200	..	..	412	..	1,050
<b>TOTAL BRITISH EMPIRE</b>	<b>3,200</b>	<b>14,000</b>	<b>800</b>	<b>2,800</b>	<b>1,200</b>	<b>3,200</b>	<b>8,550</b>	<b>412</b>	<b>4,700</b>	<b>1,050</b>
Bulgaria . . . . .	14,040	..	..	..	..	8,863	..	..	..	..
HAYINA . . . . .	2,280	..	..	..	..	1,490	..	..	..	..
Native State in Arabia other than Maskat Territory and Trucial Oman . . . . .	..	..	..	..	1,200	..	..	..	..	900
Persia . . . . .	..	1,600	..	..	..	..	2,400	..	..	..
Philippine Islands and Guam . . . . .	14,000	..	..	..	..	17,344	..	..	..	..
<b>TOTAL FOREIGN COUNTRIES</b>	<b>30,320</b>	<b>1,600</b>	<b>..</b>	<b>..</b>	<b>1,200</b>	<b>27,703</b>	<b>2,400</b>	<b>..</b>	<b>..</b>	<b>900</b>
Share of Bombay . . . . .	33,620	15,600	800	2,800	2,400	30,903	10,950	412	4,700	1,950
<b>White Bleached (III. O)—</b>	<b>Lbs.</b>	<b>Lbs.</b>	<b>Lbs.</b>	<b>Lbs.</b>	<b>Lbs.</b>					
United Kingdom . . . . .	2,250	..	..	..	..	1,400	..	..	..	..
Aden and Dependencies . . . . .	26,300	117,700	32,700	138,733	46,340	20,025	90,800	27,440	78,887	26,000
Ceylon . . . . .	15,509	4,445	10,413	16,000	5,045	7,569	3,553	10,616	14,693	3,735
Straits Settlements (including Labuan) . . . . .	35,680	59,852	65,600	67,216	57,200	34,480	44,552	48,900	41,000	28,400
Anglo-Egyptian Sudan . . . . .	..	..	3,600	..	..	..	..	2,981	..	..
New South Wales . . . . .	10,560	..	4,800	8,100	4,580	6,524	..	2,950	3,032	1,401
Australian Commonwealth (Total) . . . . .	10,560	..	4,800	8,100	4,580	6,524	..	2,950	3,032	1,401
Other British Possessions . . . . .	..	900	400	..	2,000	..	585	400	..	750
<b>TOTAL BRITISH EMPIRE</b>	<b>90,299</b>	<b>182,897</b>	<b>117,513</b>	<b>230,049</b>	<b>115,165</b>	<b>70,928</b>	<b>1,39,490</b>	<b>93,237</b>	<b>1,33,612</b>	<b>63,286</b>



No. 14—continued.

ARTICLES, AND COUNTRIES OF FINAL DESTINATION; ALSO SHARE OF EACH PROVINCE	QUANTITY					VALUE				
	1927-28	1928-29	1929-30	1930-31	1931-32	1927-28	1928-29	1929-30	1930-31	1931-32
						R	R	R	R	R
<b>Textiles—continued</b>										
<b>Cotton—continued</b>										
<i>Twist and Yarn—continued</i>										
<i>White Bleached (III. O)—continued</i>	Lbs.	Lbs.	Lbs.	Lbs.	Lbs.					
Italy . . . . .	..	1,040	..	..	..	..	1,060	..	..	..
Austria . . . . .	3,200	..	..	..	..	2,325	..	..	..	..
Turkey, Asiatic . . . . .	18,000	9,200	..	..	..	11,500	8,800	..	..	..
Syria . . . . .	37,600	12,000	16,800	9,600	..	26,774	8,750	12,024	6,475	..
Smyrna . . . . .	6,400	..	..	..	..	4,800	..	..	..	..
Other Native States in Arabia . . . . .	..	..	1,400	2,500	..	..	..	1,600	1,000	..
Iraq . . . . .	109,200	35,200	70,800	76,000	..	80,945	26,721	46,644	38,441	..
Persia . . . . .	6,000	2,800	16,600	4,000	..	5,800	2,100	10,850	3,024	..
Celebes and other Islands . . . . .	..	..	4,000	..	..	..	..	4,062	..	..
Egypt . . . . .	337,200	136,800	134,800	82,400	1,600	2,63,033	1,25,048	1,15,327	53,055	850
French Somaliland . . . . .	8,000	14,400	4,000	12,800	11,200	8,200	12,500	8,000	6,400	5,600
Other Foreign Countries . . . . .	1,100	350	1,520	..	400	700	303	800	..	200
<b>TOTAL FOREIGN COUNTRIES</b>	<b>527,100</b>	<b>211,799</b>	<b>248,920</b>	<b>187,300</b>	<b>13,200</b>	<b>4,04,077</b>	<b>1,85,282</b>	<b>1,94,207</b>	<b>1,08,995</b>	<b>6,650</b>
<i>Share of Bombay</i> . . . . .	<i>602,990</i>	<i>392,751</i>	<i>362,680</i>	<i>414,689</i>	<i>127,720</i>	<i>4,68,600</i>	<i>3,23,361</i>	<i>2,85,650</i>	<i>2,40,724</i>	<i>66,394</i>
" <i>Madras</i> . . . . .	<i>14,409</i>	<i>1,945</i>	<i>2,333</i>	<i>2,680</i>	<i>645</i>	<i>6,406</i>	<i>1,408</i>	<i>1,544</i>	<i>1,783</i>	<i>542</i>
" <i>Burma</i> . . . . .	..	..	1,520	..	..	..	..	300	..	..
<b>TOTAL</b>	<b>817,399</b>	<b>394,696</b>	<b>366,433</b>	<b>417,349</b>	<b>128,365</b>	<b>4,75,005</b>	<b>3,24,772</b>	<b>2,87,494</b>	<b>2,42,507</b>	<b>68,936</b>
<b>Unspecified descriptions of twist and Yarn (III. O)—</b>	<b>Lbs.</b>	<b>Lbs.</b>	<b>Lbs.</b>	<b>Lbs.</b>	<b>Lbs.</b>					
Palestine . . . . .	..	..	..	..	1,200	..	..	..	..	1,200
Aden and Dependencies . . . . .	..	7,500	..	..	16,000	..	5,507	..	..	8,000
Ceylon . . . . .	33,418	67,479	94,703	170,351	96,611	21,773	44,655	84,406	82,840	30,594
Other British Possessions . . . . .	167	400	378	..	410	160	400	340	..	405
<b>TOTAL BRITISH EMPIRE</b>	<b>33,580</b>	<b>75,379</b>	<b>95,081</b>	<b>179,351</b>	<b>114,221</b>	<b>21,933</b>	<b>50,562</b>	<b>84,746</b>	<b>82,840</b>	<b>49,199</b>
Syria . . . . .	..	..	..	..	8,800	..	..	..	..	7,400
Persia . . . . .	..	2,200	4,000	..	23,200	..	3,400	3,125	..	11,000
China (exclusive of Hong- kong and Macao) . . . . .	..	28,800	..	..	..	..	19,852	..	..	..
Other Foreign Countries . . . . .	400	..	10	500	100	350	..	20	269	39
<b>TOTAL FOREIGN COUNTRIES</b>	<b>400</b>	<b>31,000</b>	<b>4,016</b>	<b>500</b>	<b>32,100</b>	<b>350</b>	<b>23,252</b>	<b>3,145</b>	<b>269</b>	<b>19,039</b>
<i>Share of Bombay</i> . . . . .	..	<i>10,100</i>	..	..	<i>49,710</i>	..	<i>9,307</i>	..	..	<i>28,644</i>
" <i>Madras</i> . . . . .	<i>33,980</i>	<i>96,279</i>	<i>99,097</i>	<i>179,851</i>	<i>96,611</i>	<i>22,283</i>	<i>64,507</i>	<i>87,391</i>	<i>83,109</i>	<i>39,594</i>
<b>TOTAL</b>	<b>33,980</b>	<b>106,379</b>	<b>99,097</b>	<b>179,851</b>	<b>146,321</b>	<b>22,283</b>	<b>73,814</b>	<b>87,891</b>	<b>83,109</b>	<b>68,238</b>
<b>Total Twist and Yarn—</b>	<b>Lbs.</b>	<b>Lbs.</b>	<b>Lbs.</b>	<b>Lbs.</b>	<b>Lbs.</b>					
United Kingdom . . . . .	355,346	262,323	155,686	219,046	151,350	2,23,567	1,59,717	86,281	97,922	45,976
Gibraltar . . . . .	..	..	..	1,200	..	..	..	..	1,200	..
Malta and Gozo . . . . .	22,400	21,200	23,800	4,950	8,000	13,990	12,303	14,141	1,869	2,376
Cyprus . . . . .	506,024	150,040	346,800	194,800	233,640	3,31,881	95,056	2,11,079	81,373	84,671
Palestine . . . . .	96,000	80,400	155,200	191,800	307,200	80,457	70,816	1,44,402	1,57,671	2,21,000
Aden and Dependencies . . . . .	3,809,150	4,448,052	4,600,549	4,735,603	2,240,740	30,52,507	36,03,781	35,11,190	32,45,102	13,76,404
Rahrein Islands . . . . .	236,504	243,800	169,900	76,800	121,100	1,30,131	1,35,700	86,750	42,500	60,925
Maldives . . . . .	4,200	..	..	6,800	..	5,250	..	..	5,100	..
Ceylon . . . . .	92,968	98,655	139,117	260,745	138,801	70,242	71,494	1,27,353	1,45,411	68,999
Straits Settlements (including Labuan) . . . . .	1,060,752	1,131,850	928,360	515,766	741,316	11,15,206	11,25,747	8,40,827	4,50,005	5,32,479
Hongkong . . . . .	630,300	1,886,508	772,800	880,000	130,000	4,35,750	12,93,307	5,49,600	4,20,938	45,000
Cape of Good Hope . . . . .	..	2,750	..	..	..	..	2,275	..	..	..
Natal . . . . .	241,565	48,500	57,000	204,200	254,040	1,25,052	23,711	28,012	93,500	71,093
Zanzibar and Pemba . . . . .	38,001	42,100	50,924	69,459	43,524	41,780	44,650	70,025	53,850	28,840
Kenya Colony . . . . .	50,803	72,902	68,915	67,792	81,806	41,660	62,055	58,820	47,473	53,633
Tanganyika Territory . . . . .	2,856	13,340	10,712	15,468	15,768	2,650	11,949	17,750	12,950	13,065
Anglo-Egyptian Sudan . . . . .	2,800	1,200	50,400	1,200	..	4,200	1,200	13,391	900	..
Mauritius and Dependencies . . . . .	2,400	922	2,000	1,200	2,000	2,010	320	1,135	775	1,800
Seychelles . . . . .	..	..	400	..	..	..	..	275	..	..
Victoria . . . . .	2,400	..	42	..	..	1,800	..	40	..	..
New South Wales . . . . .	30,560	30,726	26,200	18,820	6,328	21,505	20,678	16,677	9,766	2,962
<i>Australian Commonwealth (Total)</i> . . . . .	<i>32,960</i>	<i>30,726</i>	<i>26,242</i>	<i>18,820</i>	<i>6,328</i>	<i>23,306</i>	<i>20,678</i>	<i>16,717</i>	<i>9,766</i>	<i>2,862</i>
<b>TOTAL BRITISH EMPIRE</b>	<b>7,185,027</b>	<b>8,545,468</b>	<b>7,604,205</b>	<b>7,465,739</b>	<b>4,475,763</b>	<b>57,90,238</b>	<b>67,40,540</b>	<b>57,91,838</b>	<b>43,77,795</b>	<b>20,09,067</b>

GENERAL EXPORTS

( 816 )

INDIAN MERCHANDISE

No. 14—continued

ARTICLES, AND COUNTRIES OF FINAL DESTINATION; ALSO SHARE OF EACH PROVINCE	QUANTITY					VALUE				
	1927-28	1928-29	1929-30	1930-31	1931-32	1927-28	1928-29	1929-30	1930-31	1931-32
	Lbs.	Lbs.	Lbs.	Lbs.	Lbs.	R	R	R	R	R
<b>Textiles—continued</b>										
<b>Cotton—continued</b>										
<b>Twist and Yarn—concluded</b>										
<b>Total Twist and Yarn—continued</b>										
<b>Russia—</b>										
Northern Russia . . . . .	..	..	12,000	..	..	..	..	9,600	..	..
Southern „ . . . . .	..	12,000	85,600	17,200	..	..	9,750	65,080	12,900	..
Georgia . . . . .	..	17,600	..	89,200	46,800	..	10,500	..	21,000	23,52
Norway . . . . .	..	4,000	..	..	..	..	3,000	..	..	..
Germany . . . . .	13,280	..	..	100	..	13,236	..	..	100	..
France . . . . .	..	2,800	..	..	..	..	2,900	..	..	..
Spain . . . . .	18,400	..	8,000	..	..	9,187	..	4,375	..	..
Portugal . . . . .	..	..	1,600	..	..	..	..	1,600	..	..
Italy . . . . .	112,150	93,040	9,760	33,600	..	62,349	53,695	8,450	16,531	..
Austria . . . . .	3,200	40	..	..	..	2,325	30	..	..	..
Serb-Croat Slovene State (Jugo-Slavia) . . . . .	16,000	2,400	..	..	..	9,984	1,805	..	..	..
Bulgaria . . . . .	705,489	479,240	888,200	190,000	556,400	4,04,875	2,76,776	2,25,095	71,173	1,92,941
Roumania . . . . .	5,200	12,800	18,220	..	..	2,844	8,072	8,687	..	..
Greece . . . . .	566,138	490,434	308,000	149,600	27,600	3,20,594	2,87,666	1,57,101	69,592	9,141
Turkey, European . . . . .	450,800	310,000	94,000	319,600	68,400	2,94,877	1,42,366	69,495	1,36,706	32,821
Turkey, Asiatic . . . . .	1,340,355	417,000	375,600	242,370	358,000	8,83,022	3,10,072	2,79,714	1,87,547	1,57,878
Syria . . . . .	1,932,400	1,901,506	1,962,812	1,974,000	2,171,300	14,64,171	16,30,127	15,02,812	13,68,724	14,48,138
Armenia . . . . .	11,600	..	..	..	..	7,700	..	..	..	..
Smyrna . . . . .	494,080	237,455	466,655	384,980	10,400	3,28,698	1,85,031	3,14,021	1,78,911	4,750
Muskat Territory and Trucial Oman . . . . .	157,324	201,713	212,919	165,320	182,976	1,41,482	1,79,958	1,75,810	1,46,887	1,20,845
Other Native States in Arabia . . . . .	90,812	60,190	118,578	201,520	207,480	82,150	68,284	92,320	1,27,428	1,30,805
Iraq . . . . .	936,160	1,586,854	1,359,904	1,186,421	1,792,200	6,95,026	11,66,587	9,72,307	5,43,917	7,30,684
Persia . . . . .	3,317,470	3,160,934	4,186,580	4,464,421	6,530,505	25,99,678	25,76,462	34,26,377	34,22,271	38,20,136
Henjam Island . . . . .	2,303	18,420	5,700	28,800	4,000	2,000	11,512	6,000	17,900	2,000
Afghanistan . . . . .	..	..	..	..	4,800	..	..	..	..	4,800
Java . . . . .	..	10,000	..	..	..	..	5,000	..	..	..
Borneo (Dutch) . . . . .	..	..	2,000	..	..	..	..	2,000	..	..
Celebes and other Islands . . . . .	..	15,200	58,800	..	..	..	13,050	58,499	..	..
Siam Indo-China (including Co- chin, China, Cambodia, Annam, Tonkin and French leased territories in China) . . . . .	1,622,646	1,849,328	1,697,500	1,576,500	1,054,000	14,34,346	15,25,350	14,03,287	12,35,491	7,47,421
Philippine Islands and Guam China (exclusive of Hong- kong and Macao) . . . . .	3,200	9,140	11,200	..	..	1,300	5,625	11,200	..	..
84,253	62,000	21,000	3,000	..	40,136	96,322	74,161	24,051	2,909	..
164,400	75,600	22,000	..	..	1,14,272	52,163	16,200	..	..	20,725
Egypt . . . . .	5,115,350	4,167,863	4,598,400	3,980,023	2,409,346	38,59,914	36,94,970	37,11,858	26,54,505	13,35,663
Tripoli . . . . .	2,800	26,000	18,651	800	63,200	2,800	16,315	9,976	357	34,800
Tunis . . . . .	126,000	56,000	48,000	..	..	71,400	31,650	24,000	..	..
Morocco . . . . .	..	1,665	..	..	..	..	1,402	..	..	..
Portuguese East Africa Italian East Africa (Somal- land and Eritrea) . . . . .	800	36,600	117,200	170,606	93,658	800	18,262	60,109	88,340	31,930
58,650	32,400	64,800	47,234	59,650	50,750	31,300	57,780	29,530	41,245	..
French Somaliland . . . . .	160,520	490,400	686,100	893,600	1,976,300	1,34,017	4,25,343	5,12,975	6,03,947	12,92,021
Guatemala . . . . .	..	..	32,000	6,000	..	..	..	24,752	2,775	..
Panama . . . . .	..	12,000	..	..	..	..	6,000	..	..	..
Other Foreign Countries . . . . .	400	1,083	1,536	1,900	..	300	1,042	320	1,000	..
<b>TOTAL FOREIGN COUNTRIES</b>	<b>17,511,368</b>	<b>15,778,704</b>	<b>16,965,315</b>	<b>16,007,695</b>	<b>17,567,201</b>	<b>1,80,90,964</b>	<b>1,28,26,226</b>	<b>1,82,31,786</b>	<b>1,08,90,441</b>	<b>1,01,76,765</b>
<b>Share of Bengal</b> . . . . .	10,000	22,318	14,896	112	33,716	6,285	14,278	10,360	200	12,884
„ <b>Bombay</b> . . . . .	24,152,187	23,925,863	24,283,439	22,766,034	21,259,849	1,34,33,336	1,92,35,370	1,37,97,997	1,54,22,838	1,24,24,749
„ <b>Sind</b> . . . . .	5,790	2,644	3,155	1,320	9,576	3,962	2,350	2,670	1,460	7,970
„ <b>Madras</b> . . . . .	528,913	368,342	266,440	705,468	739,823	3,47,619	2,64,568	2,12,247	3,44,288	3,40,229
„ <b>Burma</b> . . . . .	..	..	1,590	..	..	..	..	350	..	..
<b>TOTAL</b>	<b>24,696,690</b>	<b>24,319,172</b>	<b>24,569,520</b>	<b>23,473,434</b>	<b>22,042,964</b>	<b>1,87,91,202</b>	<b>1,95,87,666</b>	<b>1,90,23,624</b>	<b>1,57,68,236</b>	<b>1,27,35,832</b>
<b>MANUFACTURES—</b>										
<b>Canvas (III. O)—</b>										
United Kingdom . . . . .	..	1,411	..	..	..	..	7,267	..	..	..
Ceylon . . . . .	3,195	8,241	2,025	945	465	2,506	6,183	870	472	371
Seychelles . . . . .	900	1,430	800	..	..	800	1,200	200	..	..
Other British Possessions . . . . .	660	1,122	1,868	1,910	1,100	840	1,145	1,200	320	500
<b>TOTAL BRITISH EMPIRE</b>	<b>4,755</b>	<b>12,254</b>	<b>4,688</b>	<b>2,865</b>	<b>1,565</b>	<b>4,146</b>	<b>15,795</b>	<b>2,270</b>	<b>1,392</b>	<b>871</b>

No. 14—continued

ARTICLES, AND COUNTRIES OF FINAL DESTINATION; ALSO SHARE OF EACH PROVINCE	QUANTITY					VALUE				
	1927-28	1928-29	1929-30	1930-31	1931-32	1927-28	1928-29	1929-30	1930-31	1931-32
						R	R	R	R	R
<b>Textiles—continued</b>										
<b>Cotton—continued</b>										
<b>MANUFACTURES—continued</b>										
<b>Canvases (III. O)—continued</b>										
Iraq . . . . .	1,203	..	120	..	..	1,200	..	300	..	..
Persia . . . . .	60	1,869	4,930	120	144	210	2,316	2,510	120	100
Other Foreign Countries .	1,500	1,002	125	..	..	1,050	680	100	..	..
<b>TOTAL FOREIGN COUNTRIES</b>	<b>2,760</b>	<b>2,871</b>	<b>5,175</b>	<b>120</b>	<b>144</b>	<b>2,400</b>	<b>2,996</b>	<b>2,910</b>	<b>120</b>	<b>100</b>
<i>Share of Bengal</i> . . . . .	..	1,523	..	1,300	..	..	7,627	..	300	..
<i>" Bombay</i> . . . . .	6,826	13,452	9,863	1,675	1,460	6,872	10,984	6,180	1,212	700
<i>" Madras</i> . . . . .	629	..	..	..	249	734	..	..	..	371
<i>" Burma.</i> . . . .	..	160	..	..	..	..	200	..	..	..
<b>TOTAL</b> . . . . .	<b>7,515</b>	<b>15,125</b>	<b>9,863</b>	<b>2,975</b>	<b>1,709</b>	<b>6,806</b>	<b>18,791</b>	<b>5,180</b>	<b>1,512</b>	<b>971</b>
<b>Handkerchiefs and Shawls</b> <i>in the piece (III. O)—</i> <b>United Kingdom</b> . . . . .	<b>No.</b> 3,295,505	<b>No.</b> 2,796,874	<b>No.</b> 4,410,372	<b>No.</b> 2,181,595	<b>No.</b> 2,340,344	35,01,017	26,51,050	40,41,328	18,39,825	16,23,972
Aden and Dependencies . . . . .	22,920	11,080	..	7,000	400	8,760	2,500	..	1,700	300
Bahrain Islands . . . . .	7,200	1,120	..	..	..	1,597	1,160	..	..	..
Ceylon	1,620	1,850	25,200	..	582	921	225	3,500	..	360
Straits Settlements (including Labuan) . . . . .	24,419	19,600	17,392	2,140	..	10,599	9,200	12,256	1,250	..
Sierra Leone	..	23,216	18,568	2,048	8,704	..	23,248	17,167	1,280	6,843
Nigeria (including Br. Cameroons)	..	178,712	259,096	414,664	1,162,844	..	1,40,139	2,08,074	2,92,737	6,28,500
Zanzibar and Pemba . . . . .	25,200	9,740	..	4,000	..	10,950	2,800	..	1,000	..
Other British Possessions . . . . .	575	800	8	165	1,048	1,368	1,257	10	55	135
<b>TOTAL BRITISH EMPIRE</b>	<b>3,377,439</b>	<b>3,043,086</b>	<b>4,730,636</b>	<b>2,611,612</b>	<b>3,513,902</b>	<b>35,35,212</b>	<b>28,31,550</b>	<b>42,77,325</b>	<b>21,37,847</b>	<b>22,60,105</b>
Germany . . . . .	..	..	83,032	7,568	..	..	..	80,280	7,125	..
Netherlands . . . . .	..	..	..	1,360	..	..	..	..	1,105	..
France . . . . .	..	4,800	1,296	..	2,560	..	4,800	1,552	..	3,200
Syria	1,700	10,708	300	..	..	2,550	2,700	600	..	..
Maskat Territory and Trucial Oman	6,198	8,020	12,420	4,200	8,000	2,268	4,425	6,420	1,150	3,375
Other Native States in Arabia . . . . .	39,260	14,740	22,860	11,160	12,540	24,430	9,500	20,480	6,100	8,800
Java . . . . .	276	2,650	..	5,520	..	160	1,560	..	1,800	..
Egypt . . . . .	6,680	1,960	..	..	..	2,050	1,800	..	..	..
French West Africa . . . . .	2,048	2,464	..	..	..	2,176	2,464	..	..	..
Portuguese East Africa	11,852	1,080	3,000	..	..	2,445	900	300	..	..
Italian East Africa (Somali land and Eritrea)	117,550	57,260	20,910	75,250	34,700	36,855	16,650	5,748	16,450	7,350
United States of America— Via Atlantic Coast . . . . .	33,600	44,856	54,697	24,000	8,832	3,100	6,660	4,765	2,000	1,100
French West Indies . . . . .	2,560	2,112	..	..	..	3,200	2,376	..	..	..
Other Foreign Countries . . . . .	..	3,400	..	11,100	..	..	890	..	1,580	..
<b>TOTAL FOREIGN COUNTRIES</b>	<b>221,724</b>	<b>154,050</b>	<b>198,445</b>	<b>140,158</b>	<b>66,682</b>	<b>79,224</b>	<b>54,725</b>	<b>1,20,095</b>	<b>36,810</b>	<b>23,825</b>
<i>Share of Bengal</i> . . . . .	42,072	44,856	54,597	24,121	9,698	5,398	6,660	4,765	2,022	1,165
<i>" Bombay</i> . . . . .	259,540	143,502	88,570	120,370	67,500	1,01,843	54,960	40,248	30,530	25,525
<i>" Madras</i> . . . . .	3,297,561	3,008,780	4,785,914	2,607,279	3,503,338	35,06,697	22,24,661	43,53,417	21,42,108	22,67,210
<b>TOTAL</b> . . . . .	<b>3,599,163</b>	<b>3,197,188</b>	<b>4,929,081</b>	<b>2,751,770</b>	<b>3,580,534</b>	<b>36,14,436</b>	<b>28,86,284</b>	<b>43,97,480</b>	<b>21,74,657</b>	<b>22,88,980</b>
<b>Hostery (III. O)—</b>										
United Kingdom . . . . .	—	—	—	—	—	100	500	..	241	1,000
Aden and Dependencies . . . . .	—	—	—	—	—	11,780	16,200	7,120	6,952	12,050
Bahrain Islands . . . . .	—	—	—	—	—	800	500	3,960	650	591
Ceylon	—	—	—	—	—	3,059	14,956	7,308	18,139	1,298
Straits Settlements (including Labuan) . . . . .	—	—	—	—	—	1,082	1,017	2,555	1,841	40
Federated Malay States . . . . .	—	—	—	—	—	728	485	481	2,097	..
Zanzibar and Pemba . . . . .	—	—	—	—	—	3,400	1,600	2,400	776	1,100
Kenya Colony . . . . .	—	—	—	—	—	11,725	6,760	4,750	11,595	9,825
Tanganyika Territory . . . . .	—	—	—	—	—	3,717	1,400	2,150	2,500	1,550
Mauritius and Dependencies . . . . .	—	—	—	—	—	1,880	6,300	1,200	500	..
Other British Possessions . . . . .	—	—	—	—	—	446	65	1,029	..	..
<b>TOTAL BRITISH EMPIRE</b>	<b>—</b>	<b>—</b>	<b>—</b>	<b>—</b>	<b>—</b>	<b>38,867</b>	<b>49,793</b>	<b>33,543</b>	<b>45,290</b>	<b>116,954</b>

GENERAL EXPORTS  
INDIAN MERCHANDISE

No. 14—continued

ARTICLES, AND COUNTRIES OF FINAL DESTINATION; ALSO SHARE OF EACH PROVINCE	QUANTITY					VALUE				
	1927-28	1928-29	1929-30	1930-31	1931-32	1927-28	1928-29	1929-30	1930-31	1931-32
						₹	₹	₹	₹	₹
<i>Textiles—continued</i>										
<i>Cotton—continued</i>										
<i>MANUFACTURES—continued</i>										
<i>Handery (III. C)—continued</i>										
Germany . . . . .	—	—	—	—	—	—	1,200	..	6	..
Mascat Territory and Trucial Oman . . . . .	—	—	—	—	—	375	1,600	2,100	1,262	81
Other Native States in Arabia . . . . .	—	—	—	—	—	..	1,040	200	..	..
Iraq . . . . .	—	—	—	—	—	700	1,688	..	..	..
Persia . . . . .	—	—	—	—	—	4,068	3,155	1,700	..	..
Egypt . . . . .	—	—	—	—	—	2,860	..	..	..	50
Portuguese East Africa . . . . .	—	—	—	—	—	4,900	4,050	5,635	4,125	3,17
Italian East Africa (Somaliland and Eritrea) . . . . .	—	—	—	—	—	200	400	100	1,100	75
French Somaliland . . . . .	—	—	—	—	—	1,170	1,400	1,220	1,800	65
Other Foreign Countries . . . . .	—	—	—	—	—	150	900	..	650	27
<b>TOTAL FOREIGN COUNTRIES</b>	—	—	—	—	—	<b>13,973</b>	<b>16,638</b>	<b>10,955</b>	<b>8,943</b>	<b>5,64</b>
<i>Share of Bengal</i>	—	—	—	—	—	50	..	537	821	..
" <i>Bombay</i>	—	—	—	—	—	46,555	52,385	33,425	32,084	20,544
" <i>Sind</i>	—	—	—	—	—	620	..	..	60	216
" <i>Madras</i>	—	—	—	—	—	5,353	13,676	10,305	21,478	1,328
" <i>Burma</i>	—	—	—	—	—	162	365	231	..	440
<b>TOTAL</b>	—	—	—	—	—	<b>52,640</b>	<b>66,426</b>	<b>44,498</b>	<b>54,238</b>	<b>22,603</b>
<i>Piece goods—</i>										
<i>Grey (unbleached)—</i>										
<i>Chadars and Dhutis (III. C)—</i>	Yards	Yards	Yards	Yards	Yards					
Aden and Dependencies . . . . .	50,025	73,825	46,740	22,091	11,305	16,650	42,950	20,020	8,005	3,348
Bahrain Islands . . . . .	10,800	15,500	..	4,600	..	2,900	3,950	..	750	..
Ceylon . . . . .	5,255	214,993	21,050	8,445	28,600	1,386	82,105	10,000	2,571	9,000
Straits Settlements (including Labuan) . . . . .	204,997	278,893	253,587	74,473	39,576	1,05,731	1,10,807	1,18,029	33,086	15,246
Federated Malay States . . . . .	125,678	89,158	100,430	38,184	29,110	61,524	48,431	50,430	16,812	18,652
Zanzibar and Pemba . . . . .	771,137	664,640	872,658	437,666	231,850	2,26,386	1,75,980	2,54,071	1,31,874	70,575
Kenya Colony . . . . .	638,485	600,109	815,176	218,323	623,887	2,57,175	2,57,226	2,51,654	64,870	2,04,208
Tanganyika Territory . . . . .	284,050	463,336	428,710	222,900	535,238	1,14,350	1,97,124	1,47,174	83,350	1,72,914
Anglo-Egyptian Sudan . . . . .	321,828	517,200	314,750	150,050	150,890	77,050	1,35,775	93,413	35,670	29,787
Mauritius and Dependencies . . . . .	2,450	6,444	16,912	2,550	3,200	1,650	3,062	3,688	1,300	1,850
Seychelles . . . . .	14,400	2,500	3,680	..	6,000	3,300	1,200	1,100	..	2,400
Fiji Islands . . . . .	1,500	2,100	3,850	1,810	..	1,500	775	1,200	624	..
Other British Possessions . . . . .	530	2,020	2,045	600	1,876	370	730	545	300	1,200
<b>TOTAL BRITISH EMPIRE</b>	<b>2,431,133</b>	<b>2,991,308</b>	<b>2,909,583</b>	<b>1,172,297</b>	<b>1,666,592</b>	<b>3,69,972</b>	<b>10,60,165</b>	<b>9,56,384</b>	<b>3,73,706</b>	<b>5,24,178</b>
Mascat Territory and Trucial Oman . . . . .	22,180	68,985	40,150	53,887	44,400	9,640	39,100	20,910	27,012	10,325
Other Native States in Arabia . . . . .	1,000	10,250	1,750	..	1,800	600	1,750	1,500	..	800
Persia . . . . .	29,560	136	2,050	1,100	..	5,080	80	1,275	500	..
Java . . . . .	1,700	..	..	..	2,400	1,250	..	..	..	1,250
Siam . . . . .	3,920	300	400	1,610	7,785	1,280	150	300	1,000	2,400
Indo-China (including Cochinchina, Cambodia, Annam, Tonkin and French leased Territories in China) . . . . .	..	1,300	2,400	..	..	..	900	1,000	..	..
Japan . . . . .	..	..	4,000	..	..	..	..	1,162	..	..
Portuguese East Africa . . . . .	1,141,253	487,500	737,700	711,600	552,760	3,10,756	1,38,857	2,10,913	2,08,640	1,52,651
Italian East Africa (Somaliland and Eritrea) . . . . .	36,370	53,385	70,875	44,700	3,720	10,525	18,812	22,819	11,150	1,350
French Somaliland . . . . .	7,600	5,800	6,500	9,750	1,500	2,640	3,700	2,900	7,050	903
Other Foreign Countries . . . . .	1,210	2,000	..	1,600	1,900	700	700	..	350	700
<b>TOTAL FOREIGN COUNTRIES</b>	<b>1,244,793</b>	<b>680,156</b>	<b>865,825</b>	<b>824,337</b>	<b>616,265</b>	<b>3,42,471</b>	<b>2,04,029</b>	<b>2,62,779</b>	<b>2,55,702</b>	<b>1,76,375</b>
<i>Share of Bengal</i>	10,376	16,120	18,000	110	9,030	9,635	5,571	6,232	24	2,616
" <i>Bombay</i>	3,377,916	3,366,449	3,413,339	1,396,622	2,218,733	10,57,988	11,43,139	10,48,449	5,86,133	6,89,076
" <i>Madras</i>	237,104	233,395	344,059	99,902	67,095	1,44,320	1,15,554	1,64,442	48,261	23,831
" <i>Burma</i>	..	..	15	..	..	..	..	40	..	..
<b>TOTAL</b>	<b>3,875,926</b>	<b>3,621,464</b>	<b>3,775,413</b>	<b>1,936,834</b>	<b>2,282,857</b>	<b>12,12,443</b>	<b>12,64,194</b>	<b>12,19,163</b>	<b>6,34,408</b>	<b>7,00,553</b>

No. 14—continued

ARTICLES, AND COUNTRIES OF FINAL DESTINATION; ALSO SHARE OF EACH PROVINCE	QUANTITY					VALUE				
	1927-28	1928-29	1929-30	1930-31	1931-32	1927-28	1928-29	1929-30	1930-31	1931-32
<b>TEXTILES—continued</b>										
<b>COTTON—continued</b>										
<b>MANUFACTURES—continued</b>										
<i>Piece goods—continued</i>										
Grey (unbleached)—continued										
Drills and Jeans (III. O)—										
Aden and Dependencies	23,787	22,400	31,400	30,600	21,050	6,400	6,420	7,690	6,200	10,460
Bahrain Islands	..	..	65,000	..	..	..	..	16,450	..	..
Maldives	7,000	600	400	..	..	1,500	450	400	..	..
Ceylon	6,800	15,200	..	800	2,720	3,600	7,180	..	500	1,400
Straits Settlements (including Labuan)	47,039	78,287	59,211	28,008	20,913	17,002	28,062	21,499	9,621	5,271
Natal	1,200	11,200	20,764	..	..	1,200	2,000	3,590	..	..
Zanzibar and Pemba	3,200	1,600	5,506	..	..	820	800	1,470	..	..
Kenya Colony	36,904	33,060	35,344	1,800	..	8,500	6,283	10,125	825	..
Tanganyika Territory	19,200	4,209	15,208	..	..	3,560	1,175	7,140	..	..
Seychelles	2,000	2,800	6,000	..	..	600	800	1,500	..	..
New South Wales	..	..	..	..	4,800	..	..	..	..	2,180
Australian Commonwealth (Total)	..	..	..	..	4,800	..	..	..	..	2,180
Other British Possessions	1,200	785	2,200	..	1,000	494	320	1,169	..	460
<b>TOTAL BRITISH EMPIRE</b>	<b>150,730</b>	<b>170,141</b>	<b>241,033</b>	<b>61,003</b>	<b>50,433</b>	<b>44,316</b>	<b>56,599</b>	<b>71,023</b>	<b>17,149</b>	<b>19,771</b>
Finland	..	..	10,019	..	..	..	..	7,201	..	..
Turkey, European	..	70,560	..	..	..	..	15,200	..	..	..
Syria	48,000	56,928	..	..	..	9,250	14,300	..	..	..
Smyrna	..	..	8,000	..	..	..	..	2,103	..	..
Other Native States in Arabia	..	..	6,080	30,910	75,200	..	..	2,050	6,900	12,000
Persia	12,500	5,040	4,340	200	4,800	4,380	2,560	2,448	144	960
Siam	17,080	25,350	2,000	..	..	10,000	6,999	200	..	..
Egypt	6,800	3,200	..	..	..	2,530	877	..	..	..
Portuguese East Africa	66,388	46,800	18,260	800	4,210	23,700	12,123	6,725	250	1,500
Italian East Africa (Somali- land and Eritrea)	..	40,000	11,200	..	..	..	10,250	3,080	..	..
French Somaliland	..	..	9,500	..	..	..	..	2,500	..	..
Other Foreign Countries	1,250	370	..	..	..	400	205	..	..	..
<b>TOTAL FOREIGN COUNTRIES</b>	<b>152,078</b>	<b>242,243</b>	<b>69,399</b>	<b>31,910</b>	<b>84,200</b>	<b>50,260</b>	<b>62,520</b>	<b>26,395</b>	<b>7,294</b>	<b>14,460</b>
<i>Share of Bengal</i>	300	6,800	400	..	1,000	500	3,955	400	..	460
“ <i>Bombay</i>	254,369	327,917	260,821	64,910	112,460	76,514	87,598	76,519	14,319	27,900
“ <i>Madras</i>	37,639	77,372	59,211	28,008	21,233	17,662	27,566	21,499	9,624	5,871
<b>TOTAL</b>	<b>302,808</b>	<b>412,389</b>	<b>310,432</b>	<b>92,913</b>	<b>134,633</b>	<b>94,576</b>	<b>1,19,110</b>	<b>97,418</b>	<b>24,443</b>	<b>34,231</b>
<b>T. Cloth and Domestic (III.O)—</b>										
Palestine	..	5,760	..	..	..	..	1,600	..	..	..
Aden and Dependencies	823,365	1,464,701	750,260	445,550	385,280	1,84,010	3,16,378	1,82,661	96,856	83,190
Ceylon	..	1,920	..	4,840	..	..	600	..	1,800	..
Straits Settlements (including Labuan)	276	29,720	..	..	..	72	5,400	..	..	..
Zanzibar and Pemba	30,780	55,500	30,600	12,900	9,900	11,600	13,650	7,400	3,700	3,000
Kenya Colony	58,380	119,310	153,230	55,150	8,600	20,730	30,237	60,095	21,050	1,200
Tanganyika Territory	152,000	273,700	109,010	259,400	..	35,200	39,600	49,200	87,150	..
Anglo-Egyptian Sudan	25,740	125,700	216,740	..	..	5,600	25,180	37,600	..	..
Mauritius and Dependencies	..	7,400	..	..	..	..	2,400	..	..	..
Seychelles	30,000	..	..	..	..	7,800	..	..	..	..
Other British Possessions	486	..	1,300	..	1,950	668	..	400	..	300
<b>TOTAL BRITISH EMPIRE</b>	<b>1,126,027</b>	<b>2,083,711</b>	<b>1,261,140</b>	<b>777,340</b>	<b>400,430</b>	<b>2,65,880</b>	<b>4,38,995</b>	<b>3,38,256</b>	<b>2,10,556</b>	<b>87,690</b>
Smyrna	..	..	4,000	..	..	..	..	1,054	..	..
Maskat Territory and Trucial Oman	1,440	..	..	10,000	..	500	..	..	4,500	..
Iraq	34,330	43,200	58,800	..	..	9,800	5,749	9,272	..	..
Persia	..	..	55,200	..	..	..	..	11,500	..	..
Siam	..	149,820	71,080	..	..	..	39,520	13,700	..	..
Egypt	17,000	16,500	..	..	..	4,000	4,400	..	..	..
Portuguese East Africa	31,800	46,030	85,520	119,500	4,600	6,450	12,079	22,900	45,000	900
Italian East Africa (Somali land and Eritrea)	43,000	18,900	33,320	20,680	..	10,250	4,300	6,195	4,110	..
French Somaliland	174,730	642,075	382,975	338,160	202,650	37,835	1,63,510	80,850	84,950	33,750
<b>TOTAL FOREIGN COUNTRIES</b>	<b>302,300</b>	<b>916,525</b>	<b>641,395</b>	<b>497,340</b>	<b>207,250</b>	<b>63,835</b>	<b>2,29,563</b>	<b>1,63,971</b>	<b>1,38,680</b>	<b>34,650</b>
<i>Share of Bombay</i>	1,427,555	3,000,236	1,902,635	1,275,180	607,680	3,33,775	7,13,553	4,92,227	3,49,116	1,22,340
“ <i>Madras</i>	762	..	..	..	..	840	..	..	..	..
<b>TOTAL</b>	<b>1,428,317</b>	<b>3,000,236</b>	<b>1,902,635</b>	<b>1,275,180</b>	<b>607,680</b>	<b>3,34,615</b>	<b>7,13,553</b>	<b>4,92,227</b>	<b>3,49,116</b>	<b>1,22,340</b>

GENERAL EXPORTS

( 820 )

INDIAN MERCHANDISE

No. 14—continued

ARTICLES, AND COUNTRIES OF FINAL DESTINATION; ALSO SHARE OF EACH PROVINCE	QUANTITY					VALUE				
	1927-28	1928-29	1929-30	1930-31	1931-32	1927-28	1928-29	1929-30	1930-31	1931-32
						R	R	R	R	R
<b>Textiles—continued</b>										
<b>Cotton—continued</b>										
<b>MANUFACTURES—continued</b>										
<i>Piece goods—continued</i>										
Grey (unbleached)—continued										
Shirtings (III. O)—	Yards	Yards	Yards	Yards	Yards					
Aden and Dependencies	43,525	118,000	111,500	465,470	377,900	14,400	33,317	30,097	99,918	66,984
Bahrain Islands	60,200	20,200	20,800	22,080	1,140	15,280	5,250	6,362	6,200	1,000
Ceylon	13,786	45,560	18,700	9,500	18,121	7,390	17,750	8,900	2,500	5,120
Straits Settlements (including Labuan)	7,100	22,400	39,950	8,501	17,250	3,390	11,400	12,229	3,740	5,835
Federated Malay States	..	3,000	1,000	4,400	2,000	..	1,500	500	1,740	765
Cape of Good Hope	1,900	4,800	11,800	..	..	700	1,800	4,800	..	..
Natal	24,300	11,200	17,600	..	..	9,100	4,150	5,050	..	..
Zanzibar and Pemba	50,000	20,484	37,620	152,260	141,480	17,450	9,524	13,100	49,380	47,950
Kenya Colony	305,904	98,800	353,400	477,080	390,264	86,050	28,006	1,01,482	1,50,540	1,11,790
Tanganyika Territory	32,000	81,000	401,540	1,258,920	1,587,950	7,100	22,500	1,33,780	4,00,840	5,15,510
Anglo-Egyptian Sudan	310,480	260,244	185,938	330,000	63,940	54,533	50,174	29,050	56,800	11,450
Mauritius and Dependencies	577,500	15,200	65,280	29,700	10,700	1,35,100	5,025	22,655	7,320	1,570
Seychelles	79,770	6,840	5,700	400	19,800	17,030	1,060	1,000	250	5,800
Fiji Islands	..	..	4,000	..	..	..	..	1,200	..	..
Other British Possessions	..	..	742	..	120	..	..	300	..	29
<b>TOTAL BRITISH EMPIRE.</b>	<b>1,506,425</b>	<b>705,728</b>	<b>1,275,870</b>	<b>2,758,261</b>	<b>2,580,665</b>	<b>3,67,493</b>	<b>1,90,356</b>	<b>3,70,505</b>	<b>7,79,228</b>	<b>7,73,553</b>
Greece	..	7,230	..	..	..	..	1,974	..	..	..
Smyrna	..	17,800	..	..	..	..	4,200	..	..	..
Syria	..	54,000	4,500	..	..	..	15,027	1,050	..	..
Maskat Territory and Trucial Oman	23,620	13,880	23,500	6,300	25,812	6,330	4,400	9,640	1,463	6,948
Other Native States in Arabia	35,800	86,000	86,260	13,600	75,800	14,000	11,000	23,130	3,520	15,700
Iraq	..	10,350	31,500	41,559	3,840	..	1,000	8,850	6,400	920
Perak	38,300	9,800	33,800	59,580	250,640	17,000	4,025	11,260	10,260	56,750
Borneo (Dutch)	..	36,100	..	..	..	..	9,500	..	..	..
Siam	..	43,500	16,640	..	..	..	19,500	5,200	..	..
Egypt	..	254,900	135,000	..	..	..	42,175	31,500	..	..
Portuguese East Africa	401,800	740,050	734,550	1,003,960	1,141,140	1,01,114	3,02,015	2,12,341	2,87,450	206,790
Italian East Africa (Somaliland and Eritrea)	6,000	25,000	35,280	23,580	..	2,000	4,600	9,295	4,825	..
French Somaliland	12,600	..	19,900	10,000	24,000	2,700	..	6,700	2,900	4,260
Other Foreign Countries	154	1,540	480	2,040	..	50	431	216	400	..
<b>TOTAL FOREIGN COUNTRIES</b>	<b>518,274</b>	<b>1,250,220</b>	<b>1,128,360</b>	<b>1,160,619</b>	<b>1,521,232</b>	<b>1,43,194</b>	<b>4,19,937</b>	<b>3,24,132</b>	<b>3,17,208</b>	<b>3,81,268</b>
<i>Share of Bengal</i>	<i>6,454</i>	<i>229,640</i>	<i>29,690</i>	<i>11,400</i>	<i>17,350</i>	<i>3,240</i>	<i>36,669</i>	<i>10,910</i>	<i>5,090</i>	<i>6,100</i>
" <i>Bombay</i>	<i>2,018,019</i>	<i>1,735,308</i>	<i>2,369,750</i>	<i>3,905,979</i>	<i>4,084,547</i>	<i>5,07,367</i>	<i>5,73,424</i>	<i>6,79,655</i>	<i>10,90,566</i>	<i>11,43,721</i>
" <i>Sind</i>	..	..	12,100	..	..	..	..	3,900	..	..
" <i>Madras</i>	226	..	..	..	..	90	..	..	..	..
" <i>Burma</i>	..	..	190	1,501	..	..	..	162	390	..
<b>TOTAL</b>	<b>2,024,699</b>	<b>1,955,948</b>	<b>2,401,780</b>	<b>8,918,830</b>	<b>4,101,897</b>	<b>5,10,687</b>	<b>6,10,293</b>	<b>6,94,637</b>	<b>10,96,436</b>	<b>11,54,321</b>
<b>Other sorts (III. O)—</b>	Yards	Yards	Yards	Yards	Yards					
United Kingdom	..	..	2,800	..	2,974	..	..	1,277	..	829
Cyprus	34,400	12,000	216,000	32,800	35,200	8,557	3,281	53,412	5,346	5,741
Palestine	..	..	11,520	..	..	..	..	4,000	..	..
Aden and Dependencies	375,915	645,282	620,908	744,150	188,670	1,08,235	1,75,212	1,76,345	1,35,437	44,497
Bahrain Islands	153,490	97,000	73,100	11,650	1,900	53,370	23,330	21,723	4,450	500
Ceylon	228,462	76,482	35,047	55,527	67,382	97,511	32,305	21,034	19,337	20,791
Straits Settlements (including Labuan)	76,464	70,240	68,942	47,466	46,992	40,100	22,900	31,958	17,282	17,505
Federated Malay States	29,061	32,099	20,458	7,165	10,447	16,671	11,278	9,592	2,305	5,280
Cape of Good Hope	18,000	9,000	20,100	7,600	7,600	4,600	2,550	4,775	1,038	910
Natal	78,605	174,133	56,300	3,400	35,508	40,948	59,657	25,900	1,150	11,651
Transvaal	..	..	32,400	..	..	..	..	10,800	..	..
Zanzibar and Pemba	601,203	410,634	247,820	38,494	30,660	2,17,650	1,32,130	73,935	10,475	7,250
Kenya Colony	1,027,355	769,736	925,651	212,029	26,188	3,22,347	2,51,371	2,70,597	50,626	7,348
Tanganyika Territory	1,379,660	1,993,672	1,193,722	7,000	3,900	4,13,273	6,51,905	8,55,607	2,100	1,140
Anglo-Egyptian Sudan	492,930	460,053	308,740	19,000	19,800	91,960	97,497	64,322	3,300	3,700
Mauritius and Dependencies	91,060	213,600	95,050	21,925	36,460	29,680	90,800	28,950	4,900	8,050
Seychelles	52,580	21,620	42,620	2,400	1,200	15,730	6,050	13,900	710	800
Victoria	..	9,400	..	3,680	6,000	..	6,820	..	765	1,315
New South Wales	..	31,760	57,379	58,327	33,720	..	22,357	26,019	19,235	7,470
Queensland	..	1,000	..	1,260	..	..	..	..	275	..
Australian Commonwealth Total	440	42,160	57,379	63,747	39,720	242	29,397	20,019	20,275	3,786
New Zealand	..	..	35,400	..	..	..	..	19,491	..	..
Fiji Islands	2,326	5,378	3,350	250	425	1,530	3,216	1,080	125	200
Other British Possessions	..	..	150	..	2,350	..	..	120	..	800
<b>TOTAL BRITISH EMPIRE.</b>	<b>4,644,951</b>	<b>5,033,089</b>	<b>4,067,953</b>	<b>1,274,593</b>	<b>552,371</b>	<b>14,02,704</b>	<b>15,94,519</b>	<b>12,14,642</b>	<b>2,78,356</b>	<b>1,54,847</b>



GENERAL EXPORTS

( 822 )

INDIAN MERCHANDISE

No. 14—continued

ARTICLES, AND COUNTRIES OF FINAL DESTINATION; ALSO SHARE OF EACH PROVINCE	QUANTITY					VALUE				
	1927-28	1928-29	1929-30	1930-31	1931-32	1927-28	1928-29	1929-30	1930-31	1931-32
	R	R	R	R	R	R	R	R	R	R
<b>Textiles—continued</b>										
<b>Cotton—continued</b>										
<b>MANUFACTURES—continued</b>										
<b>Piece goods—continued</b>										
Grey (unbleached)—continued										
Total Grey (unbleached)										
Perla . . . . .	239,092	61,976	175,520	143,200	263,040	92,802	\$7,954	47,646	38,171	58,710
Hanjam Islands . . . . .	..	..	9,800	2,275	2,400	2,050	..	3,200	..	1,250
Java . . . . .	6,700	..	..	..	..	..	..	..	505	..
Borneo (Dutch) . . . . .	..	36,100	..	..	..	..	9,500	..	..	..
Siam . . . . .	162,715	498,760	133,440	43,283	22,940	59,430	1,46,597	33,170	18,698	7,218
Indo-China (including Cochin-China, Cambodia, Annam, Tonkin and French leased territories in China). . . . .	..	1,800	2,400	..	..	..	900	1,000	..	..
Japan . . . . .	154	40	4,490	..	..	50	11	1,398	..	..
Egypt . . . . .	1,310,262	774,300	679,800	474,300	437,400	3,19,000	1,77,840	1,62,570	83,920	71,586
Portuguese East Africa . . . . .	4,517,775	2,230,220	2,380,200	2,205,450	1,900,200	13,73,531	7,01,656	6,63,871	6,31,552	4,85,650
Italian East Africa (Somali- land and Eritrea) . . . . .	278,070	176,683	244,609	153,947	7,420	70,425	47,502	64,815	31,186	1,850
French Somaliland . . . . .	326,060	745,325	570,105	375,910	424,780	67,935	1,95,410	1,54,700	99,700	74,020
United States of America— Via Atlantic Coast . . . . .	..	19,048	..	..	..	..	10,000	..	..	..
“ Pacific “ . . . . .	900	..	..	..	..	956	..	..	..	..
Other Foreign Countries . . . . .	..	1,500	..	2,040	1,480	..	420	..	400	549
<b>TOTAL FOREIGN COUNTRIES</b>	<b>8,130,033</b>	<b>5,401,072</b>	<b>5,227,999</b>	<b>3,752,066</b>	<b>3,334,852</b>	<b>22,04,594</b>	<b>15,62,740</b>	<b>14,54,917</b>	<b>9,99,872</b>	<b>7,64,880</b>
<b>Share of Bengal</b> . . . . .	<b>29,858</b>	<b>222,876</b>	<b>99,505</b>	<b>35,438</b>	<b>76,073</b>	<b>19,681</b>	<b>67,247</b>	<b>50,377</b>	<b>13,502</b>	<b>25,720</b>
“ Bombay . . . . .	17,430,950	15,721,713	14,469,322	9,571,883	8,318,672	50,25,764	47,12,433	41,41,028	25,69,976	22,22,777
“ Sind . . . . .	1,900	..	12,100	..	..	600	..	3,360	..	..
“ Madras . . . . .	626,793	330,666	461,961	187,243	191,148	2,69,014	1,63,694	2,16,360	79,999	76,362
“ Burma . . . . .	..	..	205	1,501	..	..	..	202	390	..
<b>TOTAL</b>	<b>17,989,299</b>	<b>16,385,049</b>	<b>15,043,083</b>	<b>9,796,065</b>	<b>8,584,893</b>	<b>53,05,059</b>	<b>49,48,374</b>	<b>44,10,927</b>	<b>26,61,867</b>	<b>23,24,919</b>
<b>White (bleached)—</b>										
<b>Chadars and Dhutis</b>										
(III. O.)—										
Aden and Dependents . . . . .	825	3,100	3,750	..	..	375	2,000	1,500	..	..
Ceylon . . . . .	1,080	4,400	..	..	1,757	337	2,000	..	..	593
Straits Settlements (including Labuan) . . . . .	62,708	117,509	144,079	50,035	12,160	32,302	57,616	60,336	25,946	5,845
Federated Malay States . . . . .	4,777	7,214	35,548	11,400	3,300	2,680	3,176	20,578	5,600	3,990
Kenya Colony . . . . .	17,550	86,674	1,700	..	..	5,700	20,440	1,670	..	..
Other British Possessions . . . . .	7,030	22,000	12,603	..	3,600	3,218	4,087	2,800	..	700
<b>TOTAL BRITISH EMPIRE</b>	<b>94,570</b>	<b>244,243</b>	<b>199,175</b>	<b>61,750</b>	<b>26,117</b>	<b>44,612</b>	<b>91,868</b>	<b>87,283</b>	<b>31,946</b>	<b>11,048</b>
<b>Mascat Territory and Trucial</b>										
<b>Oman</b> . . . . .	..	7,000	1,800	..	..	..	3,500	400	..	..
Iraq . . . . .	..	7,400	..	..	..	..	1,250	..	..	..
Portuguese East Africa (Somali-land and Eritrea) . . . . .	14,062	19,215	..	160	..	6,440	9,000	..	80	..
Other Foreign Countries . . . . .	6,000	3,400	..	4,000	1,200	1,200	1,700	..	1,500	300
<b>TOTAL FOREIGN COUNTRIES</b>	<b>20,062</b>	<b>37,515</b>	<b>1,800</b>	<b>4,760</b>	<b>1,200</b>	<b>7,640</b>	<b>15,950</b>	<b>400</b>	<b>1,780</b>	<b>300</b>
<b>Share of Bengal</b> . . . . .	<b>3,540</b>	<b>8,000</b>	<b>5,000</b>	<b>600</b>	<b>..</b>	<b>2,093</b>	<b>1,687</b>	<b>1,185</b>	<b>200</b>	<b>..</b>
“ Bombay . . . . .	36,614	148,067	21,150	4,160	6,700	32,725	44,321	6,770	1,530	1,620
“ Sind . . . . .	..	..	28,500	..	..	..	..	17,350	..	..
“ Madras . . . . .	24,202	125,691	146,125	61,750	20,617	15,464	61,600	61,878	31,946	9,728
“ Burma . . . . .	1,260	..	..	..	..	1,970	..	..	..	..
<b>TOTAL</b>	<b>114,622</b>	<b>281,768</b>	<b>200,775</b>	<b>66,510</b>	<b>27,317</b>	<b>52,252</b>	<b>107,808</b>	<b>87,683</b>	<b>33,726</b>	<b>11,348</b>
<b>Drills and Jeans (III. O.)—</b>										
<b>Aden and Dependents</b> . . . . .	1,600	200	..	3,530	300	800	150	..	1,020	400
Bahrain Islands . . . . .	1,260	4,739	..	..	..	330	2,777	..	..	..
Maldives . . . . .	2,080	800	..	..	..	2,935	680	..	..	..
Ceylon . . . . .	6,600	16,707	4,000	..	5,772	3,750	7,850	1,800	..	2,851
Cape of Good Hope . . . . .	8,435	4,278	119	..	116	4,600	2,479	68	..	47
Natal . . . . .	12,201	2,943	2,238	3,000	1,464	7,448	1,547	1,813	1,322	537
Zanzibar and Pemba . . . . .	..	6,000	..	..	..	..	2,200	..	..	..
Kenya Colony . . . . .	6,400	1,600	5,600	4,000	..	3,050	400	2,000	000	..
Tanganyika Territory . . . . .	6,778	..	..	..	..	1,950	..	..	..	..
Other British Possessions . . . . .	4,240	767	..	1,080	500	1,549	357	..	440	193
<b>TOTAL BRITISH EMPIRE</b>	<b>49,589</b>	<b>38,084</b>	<b>12,067</b>	<b>11,610</b>	<b>8,152</b>	<b>26,407</b>	<b>17,940</b>	<b>5,076</b>	<b>3,682</b>	<b>4,078</b>



No. 14—continued

ARTICLES, AND COUNTRIES OF FINAL DESTINATION; ALSO SHARE OF EACH PROVINCE	QUANTITY					VALUE				
	1927-28	1928-29	1929-30	1930-31	1931-32	1927-28	1928-29	1929-30	1930-31	1931-32
<b>Textiles—continued</b>										
<b>Cotton—continued</b>										
<b>MANUFACTURES—continued</b>										
<i>Piece goods—continued</i>										
White (bleached)—continued										
Drills and Jeans (III. O)— continued										
	Yards	Yards	Yards	Yards	Yards	R	R	R	R	R
Iraq . . . . .	10,000	50,000	..	5,523	17,082	1,750	10,600	..	9,800	6,800
Portuguese East Africa . . . . .	1,411	3,758	23,457	585	1,599	638	1,848	8,027	235	614
French Somaliland . . . . .	..	..	..	1,600	..	..	..	..	1,200	..
Other Foreign Countries . . . . .	..	500	150	1,180	..	..	269	75	551	..
<b>TOTAL FOREIGN COUNTRIES</b>	<b>11,411</b>	<b>54,258</b>	<b>23,607</b>	<b>8,888</b>	<b>18,661</b>	<b>2,388</b>	<b>12,103</b>	<b>8,102</b>	<b>4,846</b>	<b>7,414</b>
Share of Bengal . . . . .	2,880	11,492	4,000	..	4,700	3,735	6,210	1,800	..	2,500
" Bombay . . . . .	34,633	69,804	28,490	15,323	17,382	11,384	13,767	9,735	6,480	7,200
" Madras . . . . .	23,487	11,046	4,074	4,665	4,751	13,678	6,065	2,243	3,068	1,792
<b>TOTAL</b>	<b>61,000</b>	<b>92,342</b>	<b>36,564</b>	<b>20,498</b>	<b>26,813</b>	<b>28,795</b>	<b>30,045</b>	<b>13,778</b>	<b>8,528</b>	<b>11,492</b>
<b>W.Cloth and Domestic (III. O.)—</b>	<b>Yards</b>	<b>Yards</b>	<b>Yards</b>	<b>Yards</b>	<b>Yards</b>					
Ceylon . . . . .	17,914	10,110	973	12,975	7,279	7,701	8,219	325	8,827	4,274
Natal . . . . .	2,000	..	..	189	..	1,020	..	..	51	..
Other British Possessions . . . . .	865	900	1,200	93	188	727	450	315	86	99
<b>TOTAL BRITISH EMPIRE</b>	<b>20,779</b>	<b>11,010</b>	<b>2,173</b>	<b>13,207</b>	<b>7,467</b>	<b>9,448</b>	<b>8,669</b>	<b>700</b>	<b>8,964</b>	<b>4,273</b>
Iraq . . . . .	..	..	48,000	5,649	..	..	..	8,000	3,100	..
Siara . . . . .	..	7,800	..	..	..	..	1,950	..	..	..
Portuguese East Africa . . . . .	255	886	15,800	6,600	63	253	404	5,100	1,800	24
<b>TOTAL FOREIGN COUNTRIES</b>	<b>255</b>	<b>8,686</b>	<b>63,800</b>	<b>12,249</b>	<b>63</b>	<b>253</b>	<b>2,354</b>	<b>13,100</b>	<b>4,900</b>	<b>24</b>
Share of Bombay . . . . .	..	9,060	64,500	12,249	..	..	2,676	13,415	4,900	..
" Madras . . . . .	21,034	10,586	973	13,207	7,530	9,701	8,443	385	8,964	4,297
<b>TOTAL</b>	<b>21,034</b>	<b>19,646</b>	<b>65,473</b>	<b>25,456</b>	<b>7,530</b>	<b>9,701</b>	<b>11,039</b>	<b>13,800</b>	<b>13,864</b>	<b>4,297</b>
<b>Shirts (III. O.)—</b>	<b>Yards</b>	<b>Yards</b>	<b>Yards</b>	<b>Yards</b>	<b>Yards</b>					
Ceylon . . . . .	10,586	8,788	..	525	3,160	4,888	3,261	..	150	1,250
Straits Settlements (including Labuan) . . . . .	12,162	3,000	6,418	2,240	2,600	4,626	909	2,046	1,340	950
Natal . . . . .	..	14,120	..	..	..	..	3,084	..	..	..
Zanzibar and Pemba . . . . .	..	3,200	..	2,100	..	..	1,150	..	600	..
Kenya Colony . . . . .	7,700	26,030	3,160	11,620	2,000	2,000	5,870	1,880	3,220	1,000
Anglo-Egyptian Sudan . . . . .	..	..	14,000	..	19,200	..	..	2,825	..	3,250
Other British Possessions . . . . .	2,800	2,800	7,200	2,900	1,544	1,160	950	1,650	700	544
<b>TOTAL BRITISH EMPIRE</b>	<b>33,248</b>	<b>57,928</b>	<b>35,778</b>	<b>19,445</b>	<b>28,504</b>	<b>12,674</b>	<b>14,224</b>	<b>8,401</b>	<b>6,010</b>	<b>6,994</b>
Mascat Territory and Trucial Oman . . . . .	3,000	3,800	..	..	..	1,200	840	..	..	..
Persia . . . . .	..	4,800	..	5,675	3,200	..	1,120	..	2,000	480
Portuguese East Africa . . . . .	6,400	..	21,821	4,800	..	4,525	..	7,850	1,560	..
Other Foreign Countries . . . . .	..	..	..	4,000	210	..	..	..	800	47
<b>TOTAL FOREIGN COUNTRIES</b>	<b>9,400</b>	<b>8,400</b>	<b>21,821</b>	<b>14,475</b>	<b>3,410</b>	<b>5,725</b>	<b>1,960</b>	<b>7,850</b>	<b>4,860</b>	<b>527</b>
Share of Bengal . . . . .	..	..	480	1,000	2,800	..	..	150	1,000	950
" Bombay . . . . .	23,500	63,434	61,191	29,030	29,314	19,885	13,064	14,205	8,350	6,671
" Sind . . . . .	3,000	..	..	3,800	..	1,300	..	..	1,000	..
" Madras . . . . .	17,148	7,344	5,938	40	..	6,314	3,120	1,890	20	..
<b>TOTAL</b>	<b>42,648</b>	<b>66,328</b>	<b>57,599</b>	<b>38,920</b>	<b>31,914</b>	<b>18,300</b>	<b>16,184</b>	<b>16,251</b>	<b>10,870</b>	<b>7,521</b>

GENERAL EXPORTS

( 824 )

INDIAN MERCHANDISE

No. 14—continued

ARTICLES, AND COUNTRIES OF FINAL DESTINATION; ALSO SHARE OF EACH PROVINCE	QUANTITY					VALUE				
	1927-28	1928-29	1929-30	1930-31	1931-32	1927-28	1928-29	1929-30	1930-31	1931-32
<b>Textiles—continued</b>										
<b>Cotton—continued</b>										
<b>MANUFACTURES—continued</b>										
<b>Piece goods—continued</b>										
<b>White (bleached)—continued</b>										
<b>Other sorts (III. O)—</b>										
	Yards	Yards	Yards	Yards	Yards					
Cyprus . . . . .	20,100	..	..	..	..	5,280	..	..	..	..
Aden and Dependencies . . . . .	29,170	115,020	58,600	3,176	1,520	8,055	31,369	14,820	1,910	804
Bahrain Islands . . . . .	3,400	2,000	10,000	..	..	800	800	5,000	..	..
Maldives . . . . .	6,000	2,160	800	..	..	1,520	1,600	200	..	..
Ceylon . . . . .	183,686	96,444	228,029	39,603	24,626	92,733	38,260	81,205	14,812	7,201
Straits Settlements (including Labuan) . . . . .	167,477	190,216	158,515	116,225	97,481	82,138	1,18,064	91,615	47,006	37,611
Federated Malay States . . . . .	7,873	4,409	11,377	717	7,009	2,392	2,067	5,730	385	4,48
Natal . . . . .	200	23,704	..	..	100	40	4,643	..	..	50
Zanzibar and Pemba . . . . .	47,400	34,000	7,600	7,800	4,320	17,600	12,050	2,940	1,950	2,300
Kenya Colony . . . . .	8,850	83,001	11,880	32,280	3,843	2,400	24,704	3,370	8,495	1,171
Tanganyika Territory . . . . .	99,800	44,100	7,760	300	1,888	71,100	14,000	2,200	150	49
Anglo-Egyptian Sudan . . . . .	3,000	40,100	60,375	..	1,500	1,017	9,500	35,400	..	300
Mauritius and Dependencies . . . . .	3,840	2,954	74,100	..	..	1,600	2,100	9,237	..	..
Seychelles . . . . .	2,000	..	2,000	4,000	..	1,500	..	500	1,000	..
Fiji Islands . . . . .	1,760	1,534	..	..	1,700	1,250	1,450	..	..	810
Other British Possessions . . . . .	2,070	2,190	189	812	430	1,626	1,278	198	422	255
<b>TOTAL BRITISH EMPIRE</b>	<b>586,428</b>	<b>641,832</b>	<b>630,725</b>	<b>265,093</b>	<b>144,417</b>	<b>2,91,051</b>	<b>2,56,885</b>	<b>2,52,400</b>	<b>75,980</b>	<b>55,492</b>
<b>Foreign Countries</b>										
Syria . . . . .	2,560	18,008	..	..	..	3,200	4,875	..	..	..
Muscat Territory and Trucial Oman . . . . .	48,000	17,800	11,200	54	4,700	13,220	5,080	4,800	24	831
Other Native States in Arabia . . . . .	12,000	38,880	6,000	1,260	2,400	8,000	13,600	1,200	450	600
Iraq . . . . .	132,520	1,250	1,600	..	..	32,614	835	460	..	..
Perma . . . . .	23,480	124,997	73,845	4,600	9,280	7,390	36,876	19,607	1,468	1,440
Henjam Islands . . . . .	3,600	..	..	..	..	1,000	..	..	..	..
Java . . . . .	3,200	12,000	..	..	..	400	2,250	..	..	..
Siam . . . . .	..	3,100	15,200	..	8,000	..	2,350	5,950	..	2,000
Egypt . . . . .	246,240	9,000	..	982	..	54,229	2,400	..	439	..
Portuguese East Africa . . . . .	51,223	34,068	60,232	24,960	4,400	17,263	7,727	18,880	3,285	1,200
Italian East Africa (Somali- land and Eritrea) . . . . .	..	3,000	2,300	1,600	800	..	1,500	650	320	200
French Somaliland . . . . .	4,800	14,200	37,380	12,500	..	1,440	3,400	11,980	2,300	..
Other Foreign Countries . . . . .	1,400	600	..	1,300	..	637	360	..	650	..
<b>TOTAL FOREIGN COUNTRIES</b>	<b>529,028</b>	<b>276,895</b>	<b>207,757</b>	<b>47,256</b>	<b>29,580</b>	<b>1,39,893</b>	<b>81,253</b>	<b>58,467</b>	<b>14,536</b>	<b>6,271</b>
<b>Share of Bengal</b>	<b>7,592</b>	<b>9,110</b>	<b>94,630</b>	<b>1,636</b>	<b>1,600</b>	<b>3,222</b>	<b>7,230</b>	<b>18,349</b>	<b>740</b>	<b>530</b>
.. Bombay . . . . .	893,771	775,554	508,310	183,365	93,373	3,25,302	2,74,729	2,03,600	63,202	29,842
.. Sind . . . . .	4,430	13,672	19,145	..	..	1,505	3,627	5,100	..	..
.. Madras . . . . .	208,762	117,391	216,153	67,343	79,024	1,00,249	52,552	82,026	21,574	31,401
.. Burma . . . . .	844	..	139	..	..	606	..	193	..	..
<b>TOTAL</b>	<b>1,115,449</b>	<b>918,727</b>	<b>838,482</b>	<b>252,349</b>	<b>173,997</b>	<b>4,30,944</b>	<b>3,38,138</b>	<b>3,10,867</b>	<b>90,516</b>	<b>61,763</b>
<b>Total White (bleached)—</b>										
	Yards	Yards	Yards	Yards	Yards					
Cyprus . . . . .	20,100	..	..	..	..	5,280	..	..	..	..
Aden and Dependencies . . . . .	31,595	121,120	66,760	6,706	1,820	9,230	34,469	17,485	2,680	1,200
Bahrain Islands . . . . .	6,660	6,789	10,000	..	..	1,980	3,577	5,000	..	..
Maldives . . . . .	8,080	2,960	800	..	..	4,455	2,280	200	..	..
Ceylon . . . . .	219,866	136,449	233,002	53,103	42,594	1,09,409	54,090	83,300	23,730	16,075
Straits Settlements (includ- ing Labuan) . . . . .	242,347	310,725	307,012	168,500	112,241	1,10,068	1,76,599	1,57,998	74,292	44,212

No. 14—continued

ARTICLES, AND COUNTRIES OF FINAL DESTINATION; ALSO SHARE OF EACH PROVINCE	QUANTITY					VALUE				
	1927-28	1928-29	1929-30	1930-31	1931-32	1927-28	1928-29	1929-30	1930-31	1931-32
<b>Textiles—continued</b>										
<b>Cotton—continued</b>						R	R	R	R	R
<b>MANUFACTURES—continued</b>										
<b>Piece goods—continued</b>										
<b>White (bleached)—continued</b>										
<b>Total White (bleached)— continued</b>	Yards	Yards	Yards	Yards	Yards					
Federated Malay States . . . . .	12,618	11,023	46,923	12,117	15,309	5,179	5,243	26,298	5,935	8,478
Cape of Good Hope . . . . .	9,964	5,048	4,019	329	654	6,059	3,202	913	334	380
Natal . . . . .	14,401	40,917	3,238	3,454	1,864	8,503	8,486	1,813	1,773	757
Zanzibar and Pemba . . . . .	47,400	43,778	7,600	9,960	4,320	17,600	15,631	2,940	2,550	2,390
Kenya Colony . . . . .	40,500	197,295	27,340	47,880	5,843	13,150	51,414	8,920	12,615	2,175
Tanganyika Territory . . . . .	107,373	45,900	9,360	3,400	3,088	73,410	14,600	2,600	850	690
Anglo-Egyptian Sudan . . . . .	10,630	62,100	86,975	..	24,300	4,235	14,437	41,025	..	4,250
Mauritius and Dependencies . . . . .	3,840	2,054	74,100	..	..	1,000	2,100	9,237	..	..
Seychelles . . . . .	4,400	900	2,000	5,000	..	2,300	450	500	1,400	..
Fiji Islands . . . . .	2,700	2,322	..	..	1,700	1,533	2,046	..	..	810
Other British Possessions . . . . .	2,143	1,537	189	655	580	1,173	912	193	214	214
<b>TOTAL BRITISH EMPIRE</b>	<b>784,612</b>	<b>993,097</b>	<b>880,308</b>	<b>311,105</b>	<b>214,313</b>	<b>3,84,192</b>	<b>3,89,576</b>	<b>3,54,460</b>	<b>1,26,532</b>	<b>81,541</b>
<b>Foreign Countries</b>										
Byria . . . . .	2,560	18,000	..	..	..	3,200	4,375	..	..	..
Maskat Territory and Trucial Oman . . . . .	51,000	28,400	12,300	144	4,700	14,420	9,420	5,200	39	831
Other Native States in Arabia . . . . .	12,000	38,880	6,000	1,260	2,400	3,000	13,600	1,200	450	600
Iraq . . . . .	142,520	58,650	49,600	11,172	17,062	34,364	12,085	8,400	5,960	6,500
Perak . . . . .	23,430	129,797	73,995	10,365	12,430	7,890	37,996	19,632	3,533	1,920
Penang Island . . . . .	3,600	..	..	..	..	1,000	..	..	..	..
Java . . . . .	3,200	12,000	..	..	..	400	2,250	..	..	..
Siam . . . . .	..	10,900	15,200	600	3,000	..	4,300	5,950	200	2,000
Egypt . . . . .	240,240	9,000	..	982	210	54,229	2,400	..	439	47
Portuguese East Africa . . . . .	73,341	57,877	120,310	37,105	6,062	29,119	18,977	34,857	12,060	1,333
Italian East Africa (Somali- land and Eritrea) . . . . .	6,000	6,400	2,300	5,600	2,000	1,200	3,200	650	1,820	500
French Somaliland . . . . .	4,800	14,700	37,330	13,100	..	1,440	3,900	11,930	4,800	..
Other Foreign Countries . . . . .	1,409	1,100	..	2,300	344	637	619	..	1,121	344
<b>TOTAL FOREIGN COUNTRIES</b>	<b>570,141</b>	<b>385,704</b>	<b>318,035</b>	<b>87,023</b>	<b>53,258</b>	<b>1,55,399</b>	<b>1,18,622</b>	<b>87,919</b>	<b>30,422</b>	<b>14,330</b>
<b>Share of Bengal</b>	<b>14,013</b>	<b>23,303</b>	<b>104,160</b>	<b>3,238</b>	<b>3,900</b>	<b>9,050</b>	<b>14,027</b>	<b>21,434</b>	<b>1,940</b>	<b>3,970</b>
.. Bombay . . . . .	1,036,518	1,063,969	673,331	244,637	146,749	3,30,356	3,53,756	2,47,725	39,432	46,233
.. Sind . . . . .	7,430	13,872	19,145	3,300	..	2,708	3,327	5,100	1,000	..
.. Madras . . . . .	294,633	272,558	401,768	147,010	111,922	1,46,404	1,31,733	1,67,377	64,573	47,213
.. Burma . . . . .	2,104	..	189	..	..	2,576	..	193	..	..
<b>TOTAL</b>	<b>1,354,753</b>	<b>1,378,801</b>	<b>1,198,343</b>	<b>398,128</b>	<b>267,571</b>	<b>5,40,091</b>	<b>5,08,198</b>	<b>4,42,379</b>	<b>1,57,004</b>	<b>96,421</b>

# GENERAL EXPORTS

( 826 )

INDIAN MERCHANDISE

No. 14—continued

ARTICLES, AND COUNTRIES OF FINAL DESTINATION; ALSO SHARE OF EACH PROVINCE	QUANTITY					VALUE				
	1927-28	1928-29	1929-30	1930-31	1931-32	1927-28	1928-29	1929-30	1930-31	1931-32
						R	R	R	R	R
<i>Fortiles—continued</i>										
<i>Cotton—continued</i>										
<i>MANUFACTURES—continued</i>										
<i>Piece goods—continued</i>										
Coloured, printed, or dyed—										
Lungs and Saris (III. O)—	Yards	Yards	Yards	Yards	Yards					
United Kingdom . . . . .	..	80	2	1,800	..	..	15	6	1,200	..
Aden and Dependencies . . . . .	213,546	167,236	160,167	104,271	208,885	99,739	85,915	66,130	52,515	95,505
Bahrein Islands . . . . .	57,530	22,024	7,700	3,600	6,600	13,325	7,572	2,325	1,275	1,500
Ceylon . . . . .	6,542,882	5,782,579	6,540,261	7,089,225	6,313,440	26,00,591	28,58,142	27,67,642	32,26,831	28,82,163
Straits Settlements (including Labuan) . . . . .	17,067,356	15,813,525	14,968,484	9,267,678	6,615,553	1,01,15,766	89,56,939	87,55,718	51,58,505	36,12,745
Federated Malay States . . . . .	857,669	489,627	1,038,313	477,673	279,277	5,86,889	3,88,210	7,13,781	3,27,249	1,50,829
Hongkong . . . . .	..	..	..	..	2,200	..	..	..	..	2,000
Natal . . . . .	18,808	29,344	18,125	29,404	19,918	12,885	26,388	12,403	17,595	11,444
Zanzibar and Pemba . . . . .	61,930	13,075	..	1,750	1,000	24,270	2,975	..	750	300
Kenya Colony . . . . .	72,410	37,702	14,204	500	7,854	29,750	12,300	3,665	500	6,020
Tanganyika Territory . . . . .	17,370	5,075	10,000	1,510	860	9,440	3,500	6,700	1,160	225
Uganda Protectorate . . . . .	..	..	..	..	1,941	..	..	..	..	1,780
Anglo-Egyptian Sudan . . . . .	1,998,400	1,629,700	979,950	1,307,703	1,165,755	6,19,604	5,02,478	2,88,298	3,81,170	3,08,970
Mauritius and Dependencies . . . . .	170,360	63,334	81,887	53,305	140,963	72,586	33,615	39,400	24,729	49,874
Seychelles . . . . .	2,080	..	..	..	..	1,250	..	..	..	..
Fiji Islands . . . . .	18,875	16,059	3,325	1,360	1,493	14,827	11,490	1,425	500	1,136
Other British Possessions . . . . .	..	145	..	..	..	..	100	..	..	..
<b>TOTAL BRITISH EMPIRE</b>	<b>27,087,666</b>	<b>24,069,309</b>	<b>23,318,018</b>	<b>18,289,779</b>	<b>14,763,189</b>	<b>1,42,39,922</b>	<b>1,23,39,609</b>	<b>1,26,57,583</b>	<b>91,94,039</b>	<b>71,24,291</b>
Syria . . . . .	3,200	..	8,640	..	..	1,000	..	1,530	..	..
Mascat Territory and Trucial Oman . . . . .	129,010	132,527	84,650	71,100	13,300	51,040	50,831	10,655	20,294	3,400
Other Native States in Arabia . . . . .	34,300	9,400	12,870	21,170	13,984	13,200	2,700	4,300	4,725	3,150
Iraq . . . . .	..	112,960	..	..	30,240	..	32,400	..	..	6,300
Persia . . . . .	27,750	27,800	13,700	14,750	3,640	11,790	9,100	3,825	4,600	1,800
Sumatra . . . . .	113,220	29,520	44,280	48,960	24,300	61,560	15,360	21,480	26,160	13,500
Java . . . . .	1,298,550	3,797,552	2,965,500	2,256,237	1,612,840	5,98,340	16,31,833	12,20,163	9,61,292	8,00,880
Siam . . . . .	82,832	52,762	21,633	36,000	3,518	66,480	40,658	17,769	12,000	1,725
Indo-China (including Cochin- China, Cambodia, Annam, Tonkin and French leased territories in China) . . . . .	19,542	990	..	..	..	13,320	530	..	..	..
Egypt . . . . .	42,200	2,000	..	..	..	14,650	600	..	..	..
Portuguese East Africa . . . . .	32,100	2,600	2,975	400	3,600	12,200	1,050	1,400	320	4,400
Italian East Africa (Somali- land and Eritrea) . . . . .	68,795	192,416	106,975	108,925	37,425	23,780	62,700	38,850	43,300	9,550
French Somaliland . . . . .	6,400	900	..	192	1,895	1,800	500	..	100	1,000
Other Foreign Countries . . . . .	44	..	..	..	160	37	..	..	..	80
<b>TOTAL FOREIGN COUNTRIES</b>	<b>1,857,943</b>	<b>4,361,427</b>	<b>3,211,223</b>	<b>2,557,734</b>	<b>1,754,697</b>	<b>8,70,097</b>	<b>18,47,632</b>	<b>18,19,962</b>	<b>10,72,791</b>	<b>8,45,785</b>
Share of Bengal . . . . .	6,608	5,950	4,500	3,650	2,275	3,790	3,638	1,900	1,378	2,075
"    Bombay . . . . .	3,037,365	2,300,355	1,306,362	1,634,935	1,360,124	10,93,925	7,54,649	4,66,262	5,01,094	3,76,171
"    Madras . . . . .	25,899,973	26,122,914	26,717,587	19,202,916	16,148,495	1,40,61,329	1,34,27,304	1,36,70,377	97,62,842	75,83,506
"    Burma . . . . .	1,223	2,007	2	6,012	6,892	975	1,130	6	1,510	2,974
<b>TOTAL</b>	<b>28,945,609</b>	<b>23,480,826</b>	<b>27,029,241</b>	<b>20,847,513</b>	<b>16,517,886</b>	<b>1,51,60,019</b>	<b>1,41,87,271</b>	<b>1,39,77,545</b>	<b>1,02,66,880</b>	<b>79,70,026</b>
D.ills and Jeans (III. O)—	Yards	Yards	Yards	Yards	Yards					
United Kingdom . . . . .	..	3,000	12,707	216	..	..	1,031	7,407	120	..
Pakistan . . . . .	16,800	..	..	..	..	2,800	..	..	..	..
Aden and Dependencies . . . . .	12,720	3,300	11,238	3,735	4,668	4,400	4,850	3,368	2,498	1,744
Ceylon . . . . .	210,279	172,948	178,290	140,936	30,044	1,12,347	86,796	94,223	72,187	12,643
Straits Settlements (including Labuan) . . . . .	39,772	45,763	33,892	29,185	14,517	19,514	22,255	18,186	14,764	6,001
Hongkong . . . . .	2,057	801	..	..	950	1,332	432	..	..	450
Cape of Good Hope . . . . .	33,233	10,454	4,357	118	10,116	17,791	5,608	2,556	52	4,049
Natal . . . . .	75,745	59,645	17,012	13,600	2,842	44,422	33,449	9,127	6,248	1,270
Zanzibar and Pemba . . . . .	1,900	1,600	2,400	21,700	..	700	400	700	6,100	..

## No. 14—continued

ARTICLES, AND COUNTRIES OF FINAL DESTINATION; ALSO SHARE OF EACH PROVINCE	QUANTITY					VALUE				
	1927-28	1928-29	1929-30	1930-31	1931-32	1927-28	1928-29	1929-30	1930-31	1931-32
						₹	₹	₹	₹	₹
<b>Textiles—continued</b>										
<b>Cotton—continued</b>										
<b>Manufactures—continued</b>										
<b>Piece goods—continued</b>										
<b>Coloured, printed, or dyed—continued</b>										
<b>Drills and Jeans (III.-O) continued</b>	<b>Yards</b>	<b>Yards</b>	<b>Yards</b>	<b>Yards</b>	<b>Yards</b>					
Kenya Colony . . . . .	148,900	6,400	104,200	2,700	81,680	30,600	3,467	24,100	1,000	6,440
Tanganyika Territory . . . . .	5,038	3,980	8,138	9,236	..	2,490	5,805	6,000	5,075	..
Anglo-Egyptian Sudan . . . . .	21,864	16,008	25,600	..	..	5,000	7,300	6,800	..	..
Mauritius and Dependencies . . . . .	..	6,400	..	..	..	..	2,200	..	..	..
Seychelles . . . . .	41,700	29,700	17,000	2,000	6,000	17,200	8,400	5,400	500	2,530
Other British Possessions . . . . .	2,200	5,280	400	600	2,320	1,296	1,740	£28	349	1,165
<b>TOTAL BRITISH EMPIRE</b>	<b>611,708</b>	<b>370,274</b>	<b>415,248</b>	<b>2,30,028</b>	<b>104,237</b>	<b>2,59,942</b>	<b>1,80,723</b>	<b>1,76,595</b>	<b>1,08,843</b>	<b>36,202</b>
Turkey, European . . . . .	..	57,620	100,320	50,450	..	..	15,250	25,600	10,750	..
Turkey, Asiatic . . . . .	..	..	..	14,400	..	..	..	..	3,000	..
Syria . . . . .	..	8,640	..	..	..	..	1,530	..	..	..
Smyrna . . . . .	..	28,800	..	..	..	..	7,000	..	..	..
Muscat Territory and Trucial Oman . . . . .	64,400	61,750	66,980	21,000	..	13,210	11,250	12,450	4,850	..
Other Native States in Arabia . . . . .	172,850	223,237	568,800	274,000	349,425	45,400	49,200	1,21,333	55,600	68,900
Iraq . . . . .	323,114	201,981	49,077	92,067	60,549	86,221	57,619	19,520	45,531	27,210
Persia . . . . .	368,177	1,394,082	584,299	726,396	111,780	92,186	3,15,617	1,85,005	1,65,876	23,447
Siam . . . . .	4,746	10,903	7,804	10,105	7,966	1,710	5,150	3,701	4,827	2,701
Philippine Islands and Guam . . . . .	13,000	3,000	..	..	..	6,895	1,708	..	..	..
China (exclusive of Hong- kong and Macao) . . . . .	39,417	15,255	40,588	52,664	15,225	21,422	8,841	21,546	26,272	6,833
Japan . . . . .	..	7,200	9,000	120	..	..	2,100	2,000	25	..
Egypt . . . . .	231,840	7,400	..	1,067	..	48,507	1,250	..	626	..
Portuguese East Africa . . . . .	607,740	370,525	306,576	73,232	155,650	2,02,487	1,34,455	83,714	25,424	41,500
Italian East Africa (Somal- land and Eritrea) . . . . .	..	..	7,000	..	..	..	..	2,000	..	..
Other Foreign Countries . . . . .	..	1,000	..	2,000	2,000	..	582	..	1,026	500
<b>TOTAL FOREIGN COUNTRIES</b>	<b>1,825,284</b>	<b>2,396,293</b>	<b>1,784,944</b>	<b>1,317,501</b>	<b>703,195</b>	<b>5,18,038</b>	<b>6,11,592</b>	<b>4,27,369</b>	<b>3,43,307</b>	<b>1,71,180</b>
Share of Bengal . . . . .	1,600	7,200	9,000	4,120	1,570	1,550	2,160	2,600	1,435	750
„ Bombay . . . . .	2,009,240	2,465,037	1,844,472	1,291,551	718,004	5,44,940	6,29,736	4,42,603	3,25,232	1,70,547
„ Sind . . . . .	..	4,920	304	..	..	..	340	600	..	..
„ Madras . . . . .	426,152	299,410	295,911	251,858	87,558	2,31,490	1,59,581	1,53,761	1,25,333	36,045
<b>TOTAL</b>	<b>2,436,992</b>	<b>2,786,567</b>	<b>2,150,187</b>	<b>1,547,529</b>	<b>807,432</b>	<b>7,77,980</b>	<b>7,92,320</b>	<b>6,08,964</b>	<b>4,52,150</b>	<b>2,07,442</b>
<b>Other sorts (III. O)—</b>	<b>Yards</b>	<b>Yards</b>	<b>Yards</b>	<b>Yards</b>	<b>Yards</b>					
United Kingdom . . . . .	28,235	43,015	32,622	54,016	12,434	17,441	16,696	15,918	16,235	8,648
Cyprus . . . . .	27,350	9,600	..	..	..	7,532	2,430	..	..	..
Palestine . . . . .	358,806	10,080	..	..	..	1,17,130	4,200	..	..	..
Aden and Dependencies . . . . .	4,019,459	2,922,852	2,207,921	1,354,710	1,328,611	12,66,770	9,22,045	7,05,767	4,66,337	4,78,077
Bahrain Islands . . . . .	4,886,002	5,231,078	4,009,520	2,391,456	4,463,302	20,24,752	18,30,777	14,58,758	8,86,101	13,90,132
Maldives . . . . .	34,170	9,000	..	1,500	2,300	18,300	3,000	..	3,000	344
Ceylon . . . . .	12,423,762	11,369,341	11,741,006	10,295,090	10,601,124	56,78,992	56,10,066	49,48,460	39,45,447	40,10,463
Straits Settlements (including Labuan) . . . . .	4,828,163	3,090,712	2,202,123	1,509,273	2,331,163	30,62,622	20,07,829	14,41,874	8,88,877	11,13,062
Federated Malay States . . . . .	466,444	188,905	183,064	309,009	236,291	3,08,330	1,64,482	1,45,864	1,88,563	1,63,497
British Borneo . . . . .	..	..	2,830	..	..	..	..	1,200	..	..
Hongkong . . . . .	4,580	5,837	..	..	..	2,048	1,707	..	..	..
Cape of Good Hope . . . . .	162,759	277,312	239,614	114,168	92,534	59,701	89,405	94,878	33,904	30,686
Natal . . . . .	764,639	676,846	476,187	209,510	111,210	3,63,277	2,73,646	1,90,747	87,924	40,716
Zanzibar and Pemba . . . . .	3,378,906	2,445,820	3,563,804	2,474,978	2,005,115	9,31,404	6,08,326	3,55,547	5,23,306	3,38,709
Kenya Colony . . . . .	6,371,723	6,366,898	5,440,397	4,032,931	2,968,657	16,79,282	16,90,329	14,63,725	3,65,362	6,63,270
Tanganyika Territory . . . . .	9,248,050	9,658,997	9,012,169	8,361,917	8,618,606	22,77,316	21,95,310	18,88,680	14,81,823	15,16,803

GENERAL EXPORTS

INDIAN MERCHANDISE

( 828 )

No. 14—continued

ARTICLES, AND COUNTRIES OF FINAL DESTINATION; ALSO SHARE OF EACH PROVINCE	QUANTITY					VALUE				
	1927-28	1928-29	1929-30	1930-31	1931-32	1927-28	1928-29	1929-30	1930-31	1931-32
<b>Textiles—continued</b>						R	R	R	R	R
<b>Cotton—continued</b>										
<b>MANUFACTURES—continued</b>										
<b>Piecegoods—continued</b>										
Coloured, printed, or dyed— continued										
Other sorts (III. O)— continued	Yards	Yards	Yards	Yards	Yards					
Somaland Protectorate . . .	..	7,550	..	..	..	..	2,300	..	..	..
Anglo-Egyptian Sudan . . .	554,320	650,470	667,945	391,957	2,55,343	1,68,780	1,78,645	2,28,356	1,05,053	61,4
Mauritius and Dependences . . .	2,265,010	1,001,567	1,968,862	999,684	490,100	8,92,562	4,18,491	8,25,018	3,94,056	1,58,4
Seychelles . . . . .	432,660	420,880	392,700	191,400	180,266	1,31,567	1,08,745	1,07,300	60,595	51,8
Canada— Vid Atlantic Coast . . .	..	..	..	240	11,072	..	..	..	193	4,6
“ Pacific ” South Australia (including Northern Territory) Western Australia . . .	..	..	..	4,012	4,311	..	..	..	3,100	1,7
Victoria . . . . .	5,108	..	2,386	..	..	4,000	..	646	..	..
New South Wales . . . . .	802	..	581	..	..	240	..	157	..	..
Australian Commonwealth (Total) . . . . .	..	..	7,980	1,000	..	..	..	5,985	4,230	..
New Zealand (including Nauru and Br. Samoa) . . .	5,910	..	10,947	1,906	..	4,240	..	6,738	2,266	..
Fiji Islands . . . . .	4,898	1,000	28,800	10,000	19,500	1,492	465	21,950	7,000	10,0
Other British Possessions . . .	7,587	11,608	12,055	5,026	3,068	6,120	9,454	7,341	3,844	1,2
1,872	2,416	360	12,086	1,200	512	725	120	3,779	3	
<b>TOTAL BRITISH EMPIRE</b>	<b>50,275,395</b>	<b>44,504,084</b>	<b>42,243,431</b>	<b>32,724,869</b>	<b>33,677,357</b>	<b>1,90,95,195</b>	<b>1,02,08,507</b>	<b>1,44,12,852</b>	<b>99,69,209</b>	<b>1,00,94,1</b>
Germany . . . . .	500	..	18,448	26,456	114	200	..	23,060	32,740	..
France . . . . .	25,320	89,100	..	..	..	9,529	36,300	..	..	..
Austria . . . . .	9,800	..	..	..	..	2,000	..	..	..	..
Italy . . . . .	..	10,240	..	..	..	..	6,800	..	..	..
Greece . . . . .	..	18,000	..	..	..	..	4,758	..	..	..
Turkey, European . . . . .	149,760	146,720	50,400	..	1,850	39,135	33,735	12,920	..	4
Turkey, Asiatic . . . . .	26,700	1,200	..	..	..	7,550	650	..	..	..
Syria . . . . .	464,000	139,840	20,300	1,800	3,000	1,35,710	36,690	8,300	650	3
Smyrna . . . . .	4,320	..	3,000	..	..	1,000	..	2,620	..	..
Magkat Territory and Trucial Oman . . . . .	2,245,623	3,072,908	2,501,635	1,953,856	3,085,671	7,41,509	9,02,900	7,66,773	5,25,632	6,87,9
Other Native States in Arabia . . . . .	3,088,156	3,646,266	4,279,557	2,243,164	2,439,633	12,00,657	12,96,613	14,31,912	7,76,614	7,66,9
Iraq . . . . .	23,312,605	18,206,235	12,420,261	8,664,498	12,657,203	70,49,491	56,46,659	36,91,727	23,58,979	36,41,11
Persia . . . . .	27,498,917	22,195,078	14,011,718	12,529,949	19,782,889	78,18,588	60,49,206	42,92,762	32,08,206	46,78,21
Henjam Island . . . . .	19,400	25,600	8,000	..	..	9,400	8,400	4,000	..	..
Afghanistan . . . . .	..	..	16,605	42,144	61,960	20	..	5,990	7,194	25,06
Sumatra . . . . .	17,280	730	..	..	7,840	7,560	800	..	..	3,36
Java . . . . .	1,426,833	275,040	229,000	734,121	1,219,840	6,29,650	1,60,660	89,160	3,06,440	4,71,91
Siam . . . . .	1,633,010	1,802,562	1,929,971	1,229,931	644,079	10,83,029	12,18,524	10,85,368	8,96,249	4,30,41
Indo-China (including Co- chin-China, Cambodia, Annam, Tonkin and French leased territories in China)	530,250	142,500	94,900	..	..	3,56,050	99,000	52,525	..	..
China (exclusive of Hong- kong and Macao) . . . . .	107,833	122,374	151,075	..	72,160	29,257	32,346	40,872	..	18,90
Japan . . . . .	78	..	5,400	..	..	29	..	1,637	..	..
Egypt . . . . .	858,418	44,560	51,340	29,280	7,860	3,26,650	14,209	21,250	3,200	3,121
French West Africa . . . . .	..	..	..	..	3,072	..	..	..	..	1,920
Portuguese East Africa . . . . .	5,319,155	5,013,430	5,066,497	4,303,439	4,060,805	13,07,998	11,18,460	10,60,076	9,05,868	7,90,670
Italian East Africa (Somal- land and Eritrea) . . . . .	440,115	398,030	390,965	253,355	182,010	1,16,870	1,27,585	1,19,260	69,190	48,860
French Somaliland . . . . .	384,235	363,260	496,875	236,100	404,210	99,717	1,34,210	1,40,710	58,940	98,890
United States of America— Vid Atlantic Coast . . . . .	4,500	39,330	10,721	185,424	129,268	3,000	10,208	9,137	48,635	65,025
“ Pacific ” . . . . .	..	..	..	16,718	13,791	..	..	..	7,564	5,271
Other Foreign Countries . . . . .	..	..	69	..	7,106	..	..	64	..	3,185
<b>TOTAL FOREIGN COUNTRIES</b>	<b>67,621,660</b>	<b>55,753,753</b>	<b>45,761,637</b>	<b>32,400,305</b>	<b>44,781,284</b>	<b>2,09,73,586</b>	<b>1,70,28,708</b>	<b>1,28,60,123</b>	<b>97,11,151</b>	<b>1,17,40,549</b>
Share of Bengal . . . . .	52,697	96,680	90,966	212,915	246,225	42,336	1,02,532	69,358	92,953	1,35,048
“ Bombay . . . . .	101,431,318	85,214,986	73,181,679	51,779,249	63,242,338	3,18,75,174	2,52,63,134	3,04,37,088	1,41,38,494	1,58,11,323
“ Sind . . . . .	264,368	340,744	294,422	352,048	731,961	97,650	1,17,740	1,02,463	89,440	1,85,767
“ Madras . . . . .	16,098,600	14,583,334	14,438,101	12,776,370	14,236,117	80,52,450	77,45,183	66,12,566	53,58,591	57,02,473
“ Burma . . . . .	1,872	21,593	..	4,162	400	1,171	3,526	..	332	100
<b>TOTAL</b>	<b>17,897,055</b>	<b>100,257,837</b>	<b>88,005,068</b>	<b>65,125,174</b>	<b>78,458,641</b>	<b>4,00,48,781</b>	<b>3,32,37,215</b>	<b>2,72,72,975</b>	<b>1,96,80,360</b>	<b>2,18,34,708</b>







No. 14—continued

ARTICLES, AND COUNTRIES OF FINAL DESTINATION; ALSO SHARE OF EACH PROVINCE	QUANTITY					VALUE				
	1927-28	1928-29	1929-30	1930-31	1931-32	1927-28	1928-29	1929-30	1930-31	1931-32
						Rs	Rs	Rs	Rs	Rs
<b>Textiles—continued</b>										
<b>Cotton—continued</b>										
<b>MANUFACTURES—continued</b>										
<b>Piece goods—concluded</b>										
<b>Total piece goods—continued</b>	Yards	Yards	Yards	Yards	Yards					
Java	2,784,283	4,084,592	3,194,500	2,992,633	2,834,880	12,80,470	17,91,743	13,09,313	12,68,237	12,74,040
Celebes and other Islands	..	..	..	..	5,850	..	..	..	..	1,250
Borneo (Dutch)	..	86,100	..	..	..	..	9,500	..	..	..
Siam	1,888,303	2,375,837	2,108,048	1,319,924	686,493	12,10,640	14,14,629	11,45,958	9,31,964	4,44,003
Indo-China (including Cochin-China, Cambodia, Annam, Tonkin and French leased territories in China)	601,192	145,890	97,200	..	..	3,70,007	1,00,790	53,525	..	..
Philippine Islands and Guam	18,000	3,000	..	..	..	6,895	1,708	..	..	..
China (exclusive of Hong-kong and Macão)	147,250	137,629	191,063	52,664	87,905	50,679	41,687	62,418	26,272	25,827
Japan	232	7,240	13,890	1,420	..	70	2,171	5,630	675	..
Egypt	2,688,960	887,260	731,140	505,629	445,470	7,68,038	1,96,099	1,83,820	93,185	74,754
French West Africa	..	..	..	..	3,072	..	..	..	..	1,920
Portuguese East Africa	10,550,111	7,674,702	7,877,053	6,619,626	6,131,317	29,25,330	19,74,598	18,48,918	15,75,224	13,24,147
Italian East Africa (Somaliland and Eritrea)	792,980	773,576	751,939	526,837	228,855	2,12,275	2,40,987	2,25,575	1,45,496	60,700
French Somaliland	721,545	1,124,185	1,104,360	680,362	830,885	1,70,892	3,34,020	3,07,390	1,63,540	1,73,910
United States of America— Via Atlantic Coast	4,544	58,428	10,721	135,424	129,263	3,037	20,203	9,137	48,635	15,025
“ Pacific	900	..	..	16,718	13,791	956	..	..	7,564	5,271
Islands in the Pacific other than Hawaii	..	1,500	..	3,000	..	..	821	..	1,497	..
Other Foreign Countries	..	1,500	69	2,040	1,284	..	420	64	400	518
<b>TOTAL FOREIGN COUNTRIES</b>	<b>80,005,061</b>	<b>68,298,240</b>	<b>56,313,883</b>	<b>40,115,234</b>	<b>50,628,786</b>	<b>2,48,12,214</b>	<b>2,11,64,324</b>	<b>1,61,55,200</b>	<b>1,21,57,548</b>	<b>1,35,37,224</b>
<b>Share of Bengal</b>	<b>104,679</b>	<b>420,202</b>	<b>308,431</b>	<b>259,359</b>	<b>336,343</b>	<b>70,406</b>	<b>1,39,654</b>	<b>1,46,219</b>	<b>1,11,268</b>	<b>1,67,621</b>
“ <b>Bombay</b>	<b>124,995,331</b>	<b>106,756,560</b>	<b>91,476,356</b>	<b>64,522,305</b>	<b>73,786,337</b>	<b>3,39,20,159</b>	<b>3,17,13,711</b>	<b>2,57,23,706</b>	<b>1,76,24,338</b>	<b>1,86,26,151</b>
“ <b>Sind</b>	<b>274,248</b>	<b>375,336</b>	<b>328,471</b>	<b>355,848</b>	<b>731,001</b>	<b>1,00,955</b>	<b>1,37,607</b>	<b>1,12,193</b>	<b>90,440</b>	<b>1,35,767</b>
“ <b>Madras</b>	<b>43,244,051</b>	<b>41,659,382</b>	<b>41,316,318</b>	<b>32,668,837</b>	<b>29,775,240</b>	<b>2,27,49,687</b>	<b>2,16,33,050</b>	<b>2,07,25,341</b>	<b>1,53,91,387</b>	<b>1,34,50,993</b>
“ <b>Burma</b>	<b>4,999</b>	<b>7,000</b>	<b>396</b>	<b>11,665</b>	<b>7,392</b>	<b>4,723</b>	<b>4,356</b>	<b>401</b>	<b>2,788</b>	<b>3,074</b>
<b>TOTAL</b>	<b>168,623,708</b>	<b>149,219,080</b>	<b>133,426,472</b>	<b>97,715,014</b>	<b>104,686,423</b>	<b>6,18,51,030</b>	<b>5,36,68,378</b>	<b>4,67,07,790</b>	<b>3,32,20,211</b>	<b>3,24,33,516</b>
<b>Thread, sewing (III. O)— United Kingdom</b>	<b>Lbs.</b>	<b>Lbs.</b>	<b>Lbs.</b>	<b>Lbs.</b>	<b>Lbs.</b>					
Gibraltar	23	875	112	..	50	3,000	1,108	..	..	80
Aden and Dependencies	12,552	10,163	15,362	12,442	16,432	22,620	19,285	27,800	20,238	25,950
Bahrein Islands	13,520	10,350	8,900	9,386	7,750	24,550	19,541	17,630	16,650	13,950
Ceylon	20,688	32,358	18,555	9,152	18,830	30,825	34,401	25,667	11,700	21,091
Straits Settlements (including Labuan)	82	864	..	..	..	300	1,352	..	..	..
Cape of Good Hope	..	..	700	..	..	..	..	1,200	..	..
Natal	6,847	6,956	20,135	8,278	7,960	18,350	15,725	38,433	17,100	17,210
Zanzibar and Pemba	7,666	4,912	8,293	4,842	5,098	8,540	5,565	9,150	5,175	5,730
Kenya Colony	37,386	35,962	23,266	15,050	20,063	58,750	43,855	34,243	23,605	20,460
Tanganyika Territory	5,135	6,696	8,956	5,442	4,713	5,845	7,230	9,450	4,770	4,635
Anglo-Egyptian Sudan	1,250	..	3,200	..	..	2,000	..	3,850	..	..
Victoria	..	1,290	..	..	..	..	1,300	..	..	..
Australian Commonwealth (Total)	..	1,290	..	..	..	..	1,300	..	..	..
Fiji Islands	..	122	804	..	168	..	269	2,400	..	300
Other British Possessions	1,286	636	..	56	498	1,633	1,010	..	25	800
<b>TOTAL BRITISH EMPIRE</b>	<b>109,022</b>	<b>111,968</b>	<b>108,278</b>	<b>64,643</b>	<b>81,562</b>	<b>1,76,509</b>	<b>1,53,454</b>	<b>1,60,973</b>	<b>99,308</b>	<b>1,19,206</b>
Germany	..	3,620	..	..	..	..	1,000	..	..	..
Netherlands	1,296	..	..	..	..	2,400	..	..	..	..
Maskat Territory and Trucial Oman	5,792	5,691	5,233	4,760	4,766	8,955	8,020	8,675	6,825	5,950
Other Native States in Arabia	20,313	14,410	23,943	8,370	6,543	41,837	21,565	52,900	13,075	11,030
Iraq	8,822	9,058	8,260	7,295	13,833	13,790	11,133	11,303	9,285	17,402
Persia	38,810	45,178	41,380	31,295	48,187	72,320	69,051	64,423	45,022	60,072
Siam	160	950	1,056	575	1,345	320	1,650	940	500	1,150
Portuguese East Africa	57,951	37,735	33,064	28,862	23,029	72,024	61,820	43,003	36,650	26,500
United States of America— Via Atlantic Coast	..	7,622	..	..	..	..	11,350	..	..	..
Other Foreign Countries	..	32	..	750	..	..	45	..	550	..
<b>TOTAL FOREIGN COUNTRIES</b>	<b>142,144</b>	<b>124,296</b>	<b>124,336</b>	<b>84,016</b>	<b>98,333</b>	<b>2,12,785</b>	<b>1,88,750</b>	<b>1,81,404</b>	<b>1,11,907</b>	<b>1,23,064</b>

GENERAL EXPORTS

( 832 )

INDIAN MERCHANDISE

No. 14—continued

ARTICLES, AND COUNTRIES OF FINAL DESTINATION; ALSO SHARE OF EACH PROVINCE	QUANTITY					VALUE				
	1927-28	1928-29	1929-30	1930-31	1931-32	1927-28	1928-29	1929-30	1930-31	1931-32
<b>Textiles—continued</b>										
<b>Cotton—continued</b>										
<b>MANUFACTURES—continued</b>										
<b>Thread, sewing (III. O)—</b>										
<b>continued</b>										
Share of Bengal . . . . .	Lbs. 352	Lbs. 13,113	Lbs. ..	Lbs. ..	Lbs. ..	₹ 322	₹ 18,132	₹ ..	₹ ..	₹ ..
“ Bombay . . . . .	250,390	222,466	231,186	148,668	175,997	3,87,787	3,23,352	3,49,710	2,10,216	2,38,419
“ Sind . . . . .	118	244	974	896	318	124	235	1,050	1,000	350
“ Madras . . . . .	306	441	414	..	3,580	561	485	467	..	3,441
“ Burma . . . . .	..	..	40	..	..	..	..	150	..	..
<b>TOTAL</b>	<b>251,166</b>	<b>236,264</b>	<b>232,614</b>	<b>149,564</b>	<b>179,895</b>	<b>3,89,294</b>	<b>3,42,204</b>	<b>3,51,377</b>	<b>2,11,216</b>	<b>2,42,210</b>
<b>Other sorts of manufactures</b>										
<b>(III. O)—</b>										
United Kingdom . . . . .	Lbs. 90,999	Lbs. 48,143	Lbs. 70,195	Lbs. 44,913	Lbs. 59,870	₹ 54,498	₹ 32,921	₹ 69,512	₹ 27,605	₹ 46,742
Gibraltar . . . . .	2,016	3,102	6,860	2,154	1,848	3,700	4,720	10,750	3,050	2,725
Malta and Gozo . . . . .	7,910	4,620	2,636	1,720	1,904	8,950	5,100	4,600	3,100	2,900
Cyprus . . . . .	7,862	..	..	..	..	2,632	..	..	..	..
Palestine . . . . .	2,115	..	4,078	..	350	2,155	..	11,420	..	200
Aden and Dependencies . . . . .	71,209	98,445	34,235	24,690	27,008	63,267	81,873	38,167	23,958	17,749
Bahrain Islands . . . . .	24,112	18,540	24,022	7,924	2,384	17,734	11,775	16,562	3,730	1,650
Ceylon . . . . .	118,565	117,873	84,300	114,864	60,404	1,02,382	94,975	79,521	75,069	35,251
Straits Settlements (including Labuan)	73,413	27,038	11,386	11,481	3,824	72,413	18,640	11,456	12,732	3,960
Federated Malay States . . . . .	8,728	1,680	1,200	956	2,503	8,081	1,801	900	404	2,770
Hongkong . . . . .	1,702	2,194	352	240	516	2,240	2,862	300	480	775
Cape of Good Hope . . . . .	..	1,080	200	942	..	..	700	200	1,685	..
Natal . . . . .	7,656	11,894	15,100	12,754	6,017	12,055	19,060	18,800	17,200	7,175
Rhodesia . . . . .	..	..	..	784	..	..	..	..	2,100	..
Zanzibar and Pemba . . . . .	20,891	48,128	10,766	8,416	10,072	22,065	30,170	9,675	7,103	7,775
Kenya Colony . . . . .	151,080	186,463	109,160	40,227	21,482	1,43,633	1,74,216	77,812	26,747	13,920
Tanganyika Territory . . . . .	92,661	138,427	41,690	26,473	33,590	96,632	1,07,240	49,955	26,442	31,360
Anglo-Egyptian Sudan . . . . .	10,987	20,613	13,973	19,842	300	10,036	15,745	11,622	10,962	300
Mauritius and Dependencies . . . . .	21,686	9,637	10,021	2,548	5,912	22,686	11,975	15,926	3,000	4,625
Seychelles . . . . .	6,568	117	148	196	112	7,900	170	175	800	100
Canada—										
Via Atlantic Coast . . . . .	219	320	864	..	..	1,266	1,315	1,462	..	..
“ Pacific . . . . .	02	560	..	..	..	88	1,815	..	..	..
South Australia (including Northern Territory)	1,805	.. 508	.. 5,172	.. 560	..	2,990	.. 558	.. 10,262	.. 325	..
Victoria . . . . .	1,318	..	.. 50	.. 112	.. 621	.. 770	.. 5,115	.. 75	.. 300	.. 450
Tasmania . . . . .	.. 336	2,248	42	..	..	..	..	.. 24	..	..
New South Wales . . . . .	..	..	..	..	..	..	..	..	..	..
Queensland . . . . .	1,000	..	.. 80	..	..	546	..	..	175	..
Australian Commonwealth (Total)	4,459	2,756	5,264	752	621	5,488	5,573	10,361	800	450
New Zealand (including Nauru and Br. Samoa)	230	6,360	..	11,818	10,104	356	6,780	..	8,833	5,232
Fiji Islands . . . . .	112	560	1,129	2,308	..	140	475	2,312	4,720	..
Other British Possessions . . . . .	1,210	524	344	300	150	897	345	450	500	250
<b>TOTAL BRITISH EMPIRE</b>	<b>726,482</b>	<b>745,074</b>	<b>448,523</b>	<b>386,252</b>	<b>258,971</b>	<b>6,69,819</b>	<b>6,33,346</b>	<b>4,41,933</b>	<b>2,60,520</b>	<b>1,85,359</b>
Germany . . . . .	56	17,396	26,920	3,584	..	50	3,600	11,102	5,938	..
Netherlands . . . . .	140	22	440	600	..	315	76	1,050	1,200	..
Belgium . . . . .	1,176	..	..	450	..	2,150	..	..	1,100	..
France . . . . .	3,248	229	780	58	..	2,400	200	900	82	..
Spain . . . . .	336	1,120	..	448	..	700	1,300	..	650	..
Switzerland . . . . .	56	..	500	..	..	75	..	1,400	..	..
Italy . . . . .	112	15,978	3,528	90	600	150	3,418	2,402	71	1,000
Syria . . . . .	..	1,500	80	1,120	..	..	1,750	160	1,500	..
Mascat Territory and Trucial Oman	73,164	59,210	62,097	60,858	41,500	61,003	49,115	50,910	46,788	28,094
Other Native States in Arabia	281,351	193,751	213,640	173,853	34,974	2,69,438	1,97,711	2,33,563	1,93,746	36,742
Iraq . . . . .	20,996	12,942	11,033	18,530	5,283	26,106	16,717	18,541	16,634	3,528
Persia . . . . .	43,901	49,807	61,370	42,964	7,244	51,287	52,333	67,801	47,818	5,484
Sumatra . . . . .	386	1,334	..	..	..	90	1,800	..	..	..
Java . . . . .	6,570	1,748	3,442	1,888	350	11,180	2,350	4,600	2,370	1,600
Borneo (Dutch) . . . . .	..	..	13,440	..	..	..	..	12,818	..	..
Siam . . . . .	755,830	218,040	388,570	26,440	63,044	6,34,020	1,55,882	2,93,380	24,131	43,200
Indo-China (including Cochinchina, Cambodia, Annam, Tonkin and French leased territories in China)	5,802	..	..	..	..	4,100	..	..	..	..
Philippine Islands and Guam	110	864	65	1,524	516	50	1,550	100	2,700	1,150
Japan . . . . .	748	1,008	1,540	..	1,120	1,189	1,450	1,025	..	12
Egypt . . . . .	3,397	4,700	709	3,284	1,024	2,146	2,280	988	3,940	3,000



GENERAL EXPORTS

( 834 )

INDIAN MERCHANDISE

No. 14—continued

ARTICLES, AND COUNTRIES OF FINAL DESTINATION; ALSO SHARE OF EACH PROVINCE	QUANTITY					VALUE				
	1927-28	1928-29	1929-30	1930-31	1931-32	1927-28	1928-29	1929-30	1930-31	1931-32
<b>Textiles—continued</b>						R	R	R	R	R
<b>Cotton—concluded</b>										
<b>MANUFACTURES—concluded</b>										
<b>Total value of Cotton manu- factures including Twist and Yarn—continued</b>										
Belgium . . . . .	—	—	—	—	—	2,150	2,400	..	1,100	..
France . . . . .	—	—	—	—	—	11,929	52,300	2,452	22	3,200
Spain . . . . .	—	—	—	—	—	9,837	1,300	4,375	650	..
Portugal . . . . .	—	—	—	—	—	..	..	1,600	..	..
Switzerland . . . . .	—	—	—	—	—	76	..	1,400	..	..
Italy . . . . .	—	—	—	—	—	62,499	63,913	10,912	16,603	1,000
Austria . . . . .	—	—	—	—	—	4,325	80	..	..	..
Serb-Croat-Slovene State, (Jugo-Slavia) . . . . .	—	—	—	—	—	9,984	1,305	..	..	..
Bulgaria . . . . .	—	—	—	—	—	4,06,838	2,76,776	2,25,095	71,173	1,92,942
Roumania . . . . .	—	—	—	—	—	2,844	8,072	8,687	..	..
Greece . . . . .	—	—	—	—	—	3,48,595	3,06,046	1,57,101	69,592	9,142
Turkey, European . . . . .	—	—	—	—	—	3,33,012	2,06,551	1,07,915	1,47,456	33,300
Turkey, Asiatic . . . . .	—	—	—	—	—	9,92,213	3,17,688	2,79,714	1,41,132	1,57,378
Fyria . . . . .	—	—	—	—	—	16,23,581	17,19,309	15,35,268	13,70,874	14,43,483
Armenia . . . . .	—	—	—	—	—	7,700	..	..	..	..
Smyrna . . . . .	—	—	—	—	—	3,32,493	2,01,781	3,38,594	1,78,911	4,750
Maskat Territory and Tru- cial Oman . . . . .	—	—	—	—	—	10,70,739	13,73,339	10,88,585	7,88,392	8,79,609
Other Native States in Arabia . . . . .	—	—	—	—	—	17,46,842	17,29,263	20,86,771	12,11,135	10,62,572
Iraq . . . . .	—	—	—	—	—	79,65,016	69,53,663	48,20,695	35,06,974	44,35,956
Afghanistan . . . . .	—	—	—	—	—	..	..	5,990	8,544	30,480
Peria . . . . .	—	—	—	—	—	1,07,51,223	91,43,330	80,61,601	69,35,117	86,50,350
Henjam Island . . . . .	—	—	—	—	—	12,400	10,912	13,200	17,900	2,000
Sumatra . . . . .	—	—	—	—	—	69,210	17,760	21,480	28,560	17,310
Java . . . . .	—	—	—	—	—	12,41,950	18,03,653	13,13,913	12,71,907	12,76,040
Borneo (Dutch) . . . . .	—	—	—	—	—	..	9,500	14,813	..	..
Celebes and other Islands . . . . .	—	—	—	—	—	..	13,050	53,499	..	1,250
Siam . . . . .	—	—	—	—	—	32,70,926	30,97,511	28,43,565	21,92,336	12,35,334
Indo-China (including Coch- China, Cambodia, Annam, Tonkin and French leased territories in China) . . . . .	—	—	—	—	—	3,75,907	1,06,415	64,725	..	..
Philippine Islands and Guam China (exclusive of Hong- kong and Macao) . . . . .	—	—	—	—	—	1,03,267	77,419	25,051	5,609	1,150
Japan . . . . .	—	—	—	—	—	1,64,951	93,915	78,613	26,462	46,959
Egypt . . . . .	—	—	—	—	—	1,259	3,621	7,855	675	42
Tripoli . . . . .	—	—	—	—	—	46,29,506	38,95,144	38,90,656	27,51,539	14,13,917
Tunis . . . . .	—	—	—	—	—	2,800	16,315	9,976	357	35,500
Morocco . . . . .	—	—	—	—	—	71,400	31,650	24,000	..	..
French West Africa . . . . .	—	—	—	—	—	2,176	1,402	..	..	..
Portuguese East Africa . . . . .	—	—	—	—	—	..	2,464	..	..	1,920
Madagascar . . . . .	—	—	—	—	—	32,01,908	21,48,781	20,24,721	17,48,052	14,51,086
Italian East Africa (Somal- land and Eritrea) . . . . .	—	—	—	—	—	..	500	..	1,650	..
French Somaliland . . . . .	—	—	—	—	—	3,12,830	3,08,666	3,11,350	2,00,266	1,12,705
United States of America— Via Atlantic Coast . . . . .	—	—	—	—	—	3,19,404	7,97,625	8,37,790	7,91,037	14,77,541
„ Pacific „ . . . . .	—	—	—	—	—	56,220	1,74,466	77,406	72,344	81,296
French West Indies . . . . .	—	—	—	—	—	9,530	13,657	18,454	19,292	6,023
Guatemala . . . . .	—	—	—	—	—	3,200	2,376	..	..	..
Panama . . . . .	—	—	—	—	—	..	..	24,752	2,775	..
Hawaii . . . . .	—	—	—	—	—	..	6,420	..	600	3,975
Other Islands in the Pacific . . . . .	—	—	—	—	—	..	800	..	600	4,140
Other Foreign Countries . . . . .	—	—	—	—	—	..	321	..	1,497	..
<b>TOTAL FOREIGN COUNTRIES</b>	—	—	—	—	—	1,550	..	331	..	1,035
<b>Share of Bengal . . . . .</b>	—	—	—	—	—	3,95,59,590	3,50,26,942	3,05,97,693	2,36,63,606	2,40,95,207
„ Bombay . . . . .	—	—	—	—	—	1,52,661	3,38,377	2,74,664	1,30,549	1,96,841
„ Sind . . . . .	—	—	—	—	—	5,96,70,309	5,25,65,235	4,60,50,602	3,38,44,024	3,16,80,336
„ Madras . . . . .	—	—	—	—	—	2,33,302	2,31,903	2,14,806	2,00,674	2,31,569
„ Burma . . . . .	—	—	—	—	—	2,60,65,461	2,47,64,173	2,53,35,226	1,79,26,249	1,60,70,323
<b>TOTAL</b>	—	—	—	—	—	11,164	6,095	1,392	2,930	4,027
<b>Total value of Cotton, Raw and Manufactures</b>	—	—	—	—	—	8,67,23,397	7,79,55,788	7,18,67,090	5,21,54,426	4,81,83,121
	—	—	—	—	—	56,86,76,423	74,48,05,671	72,79,01,633	51,94,18,942	28,60,02,060

## No. 14—continued

ARTICLES, AND COUNTRIES OF FINAL DESTINATION; ALSO SHARE OF EACH PROVINCE	QUANTITY					VALUE				
	1927-28	1928-29	1929-30	1930-31	1931-32	1927-28	1928-29	1929-30	1930-31	1931-32
						R	R	R	R	R
<b>Textiles—continued</b>										
<b>Flax—</b>										
<b>Raw (II. Q)—</b>	..	..	..	..	..	..	..	..	..	..
<b>MANUFACTURES (including TWIST AND YARN) (III. U)—</b>										
Bahrain Islands . . . . .	—	—	—	—	—	70	1,107	700	..	..
Ceylon Straits Settlements (including Labuan) . . . . .	—	—	—	—	—	1,000	3,474	1,122	3,408	2,805
Kenya Colony . . . . .	—	—	—	—	—	..	48	1,529	504	80
Other British Possessions . . . . .	—	—	—	—	—	100	300	1,298	..	500
<b>TOTAL BRITISH EMPIRE</b>	—	—	—	—	—	1,860	5,004	4,649	5,067	6,007
<b>France</b> . . . . .	—	—	—	—	—	1,410	291	200	2,143	..
<b>Italy</b> . . . . .	—	—	—	—	—	..	..	..	2,000	700
<b>Iraq</b> . . . . .	—	—	—	—	—	..	..	..	2,479	331
<b>Persia</b> . . . . .	—	—	—	—	—	2,122	300	..	..	..
<b>Java</b> . . . . .	—	—	—	—	—	..	1,080	..	..	..
<b>Siara</b> . . . . .	—	—	—	—	—	1,175	..	..	1,420	..
<b>Egypt</b> . . . . .	—	—	—	—	—	1,062	..	..	..	..
<b>Portuguese East Africa</b>	—	—	—	—	—	..	..	8,250	90	61
<b>Other Foreign Countries</b>	—	—	—	—	—	20	942	970	193	30
<b>TOTAL FOREIGN COUNTRIES</b>	—	—	—	—	—	5,789	2,613	9,420	8,935	1,182
<b>Share of Bengal</b> . . . . .	—	—	—	—	—	4,287	6,708	11,266	3,450	3,330
“ <b>Bombay</b> . . . . .	—	—	—	—	—	1,162	1,671	733	5,149	3,004
“ <b>Sind</b> . . . . .	—	—	—	—	—	50	90	1,000	60	30
“ <b>Madras</b> . . . . .	—	—	—	—	—	2,150	150	1,070	4,848	825
“ <b>Burma</b> . . . . .	—	—	—	—	—	..	..	..	465	..
<b>TOTAL</b>	—	—	—	—	—	7,649	7,617	14,069	14,002	7,189
<b>Total value of Flax, Raw and Manufactures.</b>	—	—	—	—	—	7,649	7,617	14,069	14,002	7,189
<b>Haberdashery and Millinery (III. U)—</b>										
United Kingdom . . . . .	—	—	—	—	—	2,86,383	3,25,708	3,25,208	1,06,516	35,068
Gibraltar . . . . .	—	—	—	—	—	1,250	850	150	300	1,400
Malta and Gozo . . . . .	—	—	—	—	—	1,750	1,150	550	1,040	..
Aden and Dependencies . . . . .	—	—	—	—	—	57,638	1,26,470	89,954	95,478	48,367
Bahrain Islands . . . . .	—	—	—	—	—	2,400	1,300	..	..	3,336
Ceylon . . . . .	—	—	—	—	—	29,346	86,830	42,397	16,924	11,808
Straits Settlements (including Labuan) . . . . .	—	—	—	—	—	33,647	22,819	14,045	3,712	1,611
Federated Malay States . . . . .	—	—	—	—	—	3,237	378	3,638	1,204	60
Hongkong . . . . .	—	—	—	—	—	107	750	100	1,899	370
Natal . . . . .	—	—	—	—	—	3,620	5,038	7,620	1,071	1,435
Zanzibar and Pemba . . . . .	—	—	—	—	—	23,770	11,070	21,112	19,830	17,570
Kenya Colony . . . . .	—	—	—	—	—	15,033	22,388	20,512	16,270	14,097
Tanganyika Territory . . . . .	—	—	—	—	—	2,825	2,950	4,935	5,785	1,415
Anglo-Egyptian Sudan . . . . .	—	—	—	—	—	1,300	..	1,470	615	..
Mauritius and Dependencies . . . . .	—	—	—	—	—	2,450	..	3,313	600	3,180
Seychelles . . . . .	—	—	—	—	—	700	600	400	1,600	195
Canada— Via Atlantic Coast . . . . .	—	—	—	—	—	3,345	5,251	8,036	4,890	4,262
“ <b>Pacific</b> “ . . . . .	—	—	—	—	—	1,114	5,800	4,400	3,050	..
British West India Islands . . . . .	—	—	—	—	—	120	710	1,645	2,100	3,075
British Guiana . . . . .	—	—	—	—	—	1,310	520	1,200	500	650

GENERAL EXPORTS

( 836 )

INDIAN MERCHANDISE

No. 14—continued

ARTICLES, AND COUNTRIES OF FINAL DESTINATION; ALSO SHARE OF EACH PROVINCE	QUANTITY					VALUE				
	1927-28	1928-29	1929-30	1930-31	1931-32	1927-28	1928-29	1929-30	1930-31	1931-32
<b>Textiles—continued</b>						R	R	R	R	R
<b>Haberdashery and Millinery (III. U)—continued</b>										
Western Australia . . . . .	—	—	—	—	—	..	..	198	..	..
Victoria . . . . .	—	—	—	—	—	200	..	1,680	600	..
New South Wales . . . . .	—	—	—	—	—	172	4,410	12,054	..	..
Queensland . . . . .	—	—	—	—	—	..	50	..	..	..
Australian Commonwealth (Total) . . . . .	—	—	—	—	—	372	4,460	12,932	600	..
Fiji Islands . . . . .	—	—	—	—	—	..	1,888	1,688	1,148	..
Other British Possessions . . . . .	—	—	—	—	—	1,163	400	857	1,426	2
<b>TOTAL BRITISH EMPIRE</b> . . . . .	—	—	—	—	—	4,23,016	6,26,825	5,67,122	2,36,815	1,48,3
Denmark . . . . .	—	—	—	—	—	..	2,738	..	..	..
Germany . . . . .	—	—	—	—	—	1,715	676	60	2,540	..
Netherlands . . . . .	—	—	—	—	—	..	1,200	..	..	..
Belgium . . . . .	—	—	—	—	—	..	..	..	..	3,2
France . . . . .	—	—	—	—	—	2,300	1,100	2,652	1,289	8
Switzerland . . . . .	—	—	—	—	—	100	300	2,000	50	..
Italy . . . . .	—	—	—	—	—	385	2,500	914	610	6
Turkey, European . . . . .	—	—	—	—	—	2,925	..	..	..	..
Maskat Territory and Trucial Oman . . . . .	—	—	—	—	—	570	4,006	1,860	1,440	2,6
Other Native States in Arabia . . . . .	—	—	—	—	—	20,685	25,655	7,072	8,908	5,5
Iraq . . . . .	—	—	—	—	—	7,374	14,163	31,360	1,300	5,1
Persia . . . . .	—	—	—	—	—	11,217	4,559	2,189	9,256	8
Henjam Islands . . . . .	—	—	—	—	—	1,000	..	..	..	..
Sumatra . . . . .	—	—	—	—	—	..	1,000	..	..	..
Java . . . . .	—	—	—	—	—	25,280	11,300	12,020	4,907	2,3
Slam . . . . .	—	—	—	—	—	2,41,245	1,12,185	1,49,436	76,120	18,1
Philippine Islands and Guam	—	—	—	—	—	985	703	2,020	850	2,8
Macao . . . . .	—	—	—	—	—	1,725	..	..	..	..
China (exclusive of Hong- kong and Macao) . . . . .	—	—	—	—	—	..	..	1,170	1,606	31
Egypt . . . . .	—	—	—	—	—	10,660	3,837	3,299	1,030	..
Portuguese East Africa . . . . .	—	—	—	—	—	18,925	17,733	32,260	24,969	14,91
Italian East Africa (Somali- land and Eritrea) . . . . .	—	—	—	—	—	9,200	9,300	1,660	6,775	6,01
French Somaliland . . . . .	—	—	—	—	—	2,150	14,050	11,290	9,350	46,01
United States of America— Via Atlantic Coast . . . . .	—	—	—	—	—	61,375	76,448	2,44,778	1,84,002	60,41
" Pacific " . . . . .	—	—	—	—	—	12,718	52,039	17,172	5,726	31
Panama . . . . .	—	—	—	—	—	1,400	1,600	750	1,050	2,41
Hawaii . . . . .	—	—	—	—	—	2,700	5,700	1,250	1,500	1,01
Other Foreign Countries . . . . .	—	—	—	—	—	2,657	2,420	420	101	62
<b>TOTAL FOREIGN COUNTRIES</b> . . . . .	—	—	—	—	—	4,42,241	3,66,244	5,25,647	3,48,379	1,67,51
<b>Share of Bengal</b> . . . . .	—	—	—	—	—	5,733	49,523	20,367	9,498	1,52
" Bombay . . . . .	—	—	—	—	—	3,03,988	3,61,380	9,32,260	5,07,627	2,76,77
" Sind . . . . .	—	—	—	—	—	14,461	3,623	32,237	87,398	21,01
" Madras . . . . .	—	—	—	—	—	39,952	77,679	54,988	23,415	15,37
" Burma . . . . .	—	—	—	—	—	1,122	884	2,917	2,266	1,18
<b>TOTAL</b> . . . . .	—	—	—	—	—	8,65,256	9,93,069	10,92,769	6,80,194	3,15,91
<b>Hemp (chiefly sunn)— Raw (II. Q)—</b>	Cwts.	Cwts.	Cwts.	Cwts.	Cwts.					
United Kingdom . . . . .	77,178	62,155	72,799	83,449	32,305	15,10,573	9,69,772	11,94,182	4,71,052	3,56,501
Ceylon . . . . .	378	546	532	357	116	5,072	6,456	7,607	5,103	1,561
New Zealand (including Maori and Br. Samoa) . . . . .	72	..	36	36	108	1,530	..	950	950	1,801
Other British Possessions . . . . .	6	14	15	40	65	120	315	305	640	588
<b>TOTAL BRITISH EMPIRE</b> . . . . .	77,634	62,715	73,382	83,882	32,594	15,26,295	9,76,543	12,03,044	4,77,745	3,60,448

No. 14—continued

ARTICLES, AND COUNTRIES OF FINAL DESTINATION; ALSO SHARE OF EACH PROVINCE	QUANTITY					VALUE				
	1927-28	1928-29	1929-30	1930-31	1931-32	1927-28	1928-29	1929-30	1930-31	1931-32
	Cwts.	Cwts.	Cwts.	Cwts.	Cwts.	₹	₹	₹	₹	₹
<b>Textiles—continued</b>										
<b>Hemp (chiefly sann)—continued</b>										
<b>Raw III Q)—continued</b>										
<b>Russia—</b>										
Northern Russia . . . . .	701	944	1,189	906	277	15,800	15,855	23,250	18,750	3,000
Esthonia . . . . .	..	..	..	..	143	..	..	..	..	2,000
Finland . . . . .	..	..	262	..	..	..	..	6,500	..	..
Latvia . . . . .	..	437	..	..	..	..	7,950	..	..	..
Sweden . . . . .	3,250	6,694	6,790	5,026	5,700	50,990	1,12,020	1,02,433	63,530	68,590
Norway . . . . .	161	..	200	812	105	3,350	..	3,500	10,000	1,200
Denmark . . . . .	7,377	3,653	6,641	10,421	7,924	1,28,879	68,125	1,03,574	1,31,661	94,438
Germany . . . . .	50,072	54,672	61,997	19,961	14,755	8,38,481	9,23,363	9,46,982	2,89,980	1,70,172
Netherlands . . . . .	..	..	231	..	..	..	..	3,540	..	..
Belgium . . . . .	248,135	297,130	180,638	151,030	116,616	39,78,097	45,93,044	27,65,005	19,79,269	14,83,746
France . . . . .	17,512	24,516	20,068	21,956	3,094	3,02,859	3,78,256	3,23,476	2,01,764	37,700
Spain . . . . .	1,156	2,337	2,112	2,571	474	22,235	35,400	39,850	44,470	6,200
Portugal . . . . .	824	1,707	3,135	4,569	3,394	13,300	29,750	57,022	72,616	50,252
Italy . . . . .	23,460	65,221	29,381	6,454	8,431	4,14,716	9,61,944	4,14,685	90,529	92,920
Bulgaria . . . . .	..	2,674	900	1,718	..	..	56,050	13,160	26,360	..
Serb-Croat Slovene State . . . . .	..	..	714	..	..	..	..	12,000	..	..
Greece . . . . .	12,173	18,616	21,200	21,210	13,082	2,05,370	2,84,600	3,22,011	2,75,861	1,51,008
Syria . . . . .	105	..	..	..	..	2,000	..	..	..	..
Maskat Territory and Trucial Oman . . . . .	3,844	2,639	2,393	2,390	2,790	59,022	54,061	47,091	46,339	35,323
Other Native States in Arabia . . . . .	1,138	899	592	702	903	17,960	17,240	11,581	10,175	13,400
Persia . . . . .	189	369	174	351	34	3,792	9,420	4,071	7,685	345
Japan . . . . .	..	350	..	14	..	..	7,700	..	280	..
Egypt . . . . .	3,501	..	..	..	..	37,000	..	..	..	..
Italian East Africa (Somal- land and Eritrea) . . . . .	61	93	105	100	15	1,937	1,360	1,450	1,000	150
United States of America—										
Via Atlantic Coast . . . . .	29,764	15,526	22,746	9,042	13,359	4,65,430	2,18,570	4,28,385	97,030	1,16,430
" Pacific " . . . . .	..	..	..	..	214	..	..	..	..	2,100
Other Foreign Countries . . . . .	..	..	36	36	..	..	125	420	250	..
<b>TOTAL FOREIGN COUNTRIES</b>	<b>406,512</b>	<b>498,382</b>	<b>361,577</b>	<b>250,269</b>	<b>191,400</b>	<b>65,56,818</b>	<b>77,75,336</b>	<b>56,80,039</b>	<b>34,52,599</b>	<b>23,29,124</b>
<b>Share of Bengal</b> . . . . .	<b>341,801</b>	<b>453,913</b>	<b>315,659</b>	<b>225,325</b>	<b>153,111</b>	<b>53,67,027</b>	<b>68,06,640</b>	<b>47,10,385</b>	<b>29,05,315</b>	<b>19,21,696</b>
" Bombay . . . . .	<b>112,314</b>	<b>37,726</b>	<b>103,672</b>	<b>69,544</b>	<b>62,495</b>	<b>22,00,600</b>	<b>16,38,341</b>	<b>18,58,387</b>	<b>9,55,697</b>	<b>7,34,032</b>
" Sind . . . . .	..	..	..	..	75	..	..	..	..	1,200
" Madras . . . . .	<b>30,031</b>	<b>19,453</b>	<b>15,898</b>	<b>5,282</b>	<b>3,313</b>	<b>5,15,436</b>	<b>3,06,778</b>	<b>2,83,811</b>	<b>69,332</b>	<b>32,594</b>
" Burma . . . . .	..	..	..	..	..	..	120	..	..	..
<b>TOTAL</b>	<b>484,146</b>	<b>561,097</b>	<b>434,959</b>	<b>293,151</b>	<b>223,994</b>	<b>80,83,113</b>	<b>87,51,679</b>	<b>68,33,083</b>	<b>39,30,344</b>	<b>26,89,572</b>
<b>Manufactures (excluding cordage) (III. U—)</b>										
Ceylon . . . . .	—	—	—	—	—	2,002	2,927	4,312	4,181	992
Other British Possessions . . . . .	—	—	—	—	—	400	420	200	170	535
<b>TOTAL BRITISH EMPIRE</b>	—	—	—	—	—	<b>2,402</b>	<b>3,347</b>	<b>4,512</b>	<b>4,351</b>	<b>1,527</b>
<b>TOTAL FOREIGN COUNTRIES</b>	—	—	—	—	—	185	50	90	295	..
<b>Share of Bengal</b> . . . . .	—	—	—	—	—	..	..	..	60	225
" Bombay . . . . .	—	—	—	—	—	..	..	200	..	60
" Madras . . . . .	—	—	—	—	—	2,402	3,197	4,312	4,181	717
" Burma . . . . .	—	—	—	—	—	185	200	90	405	675
<b>TOTAL</b>	—	—	—	—	—	<b>2,587</b>	<b>3,397</b>	<b>4,602</b>	<b>4,646</b>	<b>1,547</b>

GENERAL EXPORTS

( 838 )

INDIAN MERCHANDISE

No. 14—continued

ARTICLES, AND COUNTRIES OF FINAL DESTINATION; ALSO SHARE OF EACH PROVINCE	QUANTITY					VALUE				
	1927-28	1928-29	1929-30	1930-31	1931-32	1927-28	1928-29	1929-30	1930-31	1931-32
<b>Textiles—continued</b>										
<b>Hemp (chiefly sann)—continued</b>										
<b>Total value of Hemp, Raw and Manufactures</b>	—	—	—	—	—	80,85,700	87,55,276	68,37,685	39,34,900	26,01,149
<b>Jute—</b>										
<b>Raw (H. N)—</b>	Tons	Tons	Tons	Tons	Tons					
United Kingdom . . . . .	222,072	201,833	164,751	107,909	154,417	7,68,06,746	7,57,02,914	5,56,05,712	2,23,36,899	3,11,09,496
Hongkong . . . . .	..	492	1,919	740	2,365	..	1,73,200	5,85,272	1,65,980	4,00,416
Victoria . . . . .	640	516	438	484	1,140	2,72,232	2,18,621	1,91,999	1,19,981	2,27,219
New South Wales . . . . .	..	8	10	..	6	..	1,340	1,055	..	1,100
<b>Australian Commonwealth (Total)</b>	<b>640</b>	<b>524</b>	<b>438</b>	<b>484</b>	<b>1,146</b>	<b>2,72,232</b>	<b>2,19,961</b>	<b>1,92,764</b>	<b>1,19,981</b>	<b>2,28,319</b>
New Zealand (including Nauru and Br. Samoa) . . . . .	40	29	47	26	40	17,480	11,400	16,211	8,745	8,916
Other British Possessions . . . . .	..	..	..	2	4	400	213	383	1,512	410
<b>TOTAL BRITISH EMPIRE</b>	<b>222,762</b>	<b>202,878</b>	<b>167,215</b>	<b>109,161</b>	<b>157,972</b>	<b>7,70,96,948</b>	<b>7,61,07,713</b>	<b>5,64,90,332</b>	<b>2,26,83,117</b>	<b>3,17,47,619</b>
<b>Russia—</b>										
Northern Russia . . . . .	..	..	..	..	530	..	..	..	..	90,402
Southern Russia . . . . .	..	..	356	1,461	2,481	..	..	1,25,982	2,31,580	4,90,021
Pacific Ports (in Asia) . . . . .	..	..	143	354	..	..	..	40,000	1,18,980	..
Finland . . . . .	..	..	..	45	..	..	..	..	7,440	..
Sweden . . . . .	222	90	397	369	691	75,388	30,000	1,26,236	75,715	1,28,391
Norway . . . . .	748	424	310	624	490	2,49,328	1,51,356	1,6,414	1,32,005	99,680
Denmark . . . . .	..	..	..	49	511	..	..	..	15,500	61,470
Poland . . . . .	..	..	..	..	45	..	..	..	..	9,500
Germany . . . . .	249,888	260,149	216,457	168,976	130,853	8,53,31,466	8,96,25,932	7,40,63,511	3,50,45,788	2,43,68,769
Netherlands . . . . .	20,946	17,072	21,630	19,456	12,076	69,52,500	61,05,110	71,92,181	40,33,979	21,66,484
Belgium . . . . .	48,701	54,989	46,298	47,915	45,869	1,62,03,213	1,90,43,588	1,54,36,564	99,32,878	84,13,007
France . . . . .	109,498	109,984	106,473	69,268	61,869	3,69,99,612	4,04,66,638	3,61,04,575	1,84,65,451	99,34,143
Spain . . . . .	45,134	42,881	44,720	33,020	35,621	1,52,02,774	1,55,24,706	1,54,00,224	69,24,516	68,81,032
Portugal . . . . .	134	330	771	303	2,778	45,000	1,33,150	2,83,471	2,01,407	5,57,043
Italy . . . . .	49,085	60,655	54,902	42,213	44,125	1,70,30,122	2,33,34,653	1,89,74,032	92,29,139	88,14,553
Roumania . . . . .	..	..	..	..	10	..	..	..	..	2,210
Greece . . . . .	862	2,221	1,909	1,219	1,402	3,16,309	7,87,545	6,63,520	3,67,578	2,83,901
Formosa . . . . .	1,316	723	630	265	718	3,74,902	2,17,514	1,40,350	39,490	1,23,550
Java . . . . .	..	..	..	..	178	..	33	..	48	29,880
China (exclusive of Hong- kong and Macao) . . . . .	5,461	5,226	6,083	7,040	6,621	16,37,982	17,13,293	13,21,028	12,96,797	12,03,532
Japan . . . . .	11,747	12,033	16,007	6,140	9,919	34,75,140	36,72,768	44,16,676	11,67,607	17,46,734
Egypt . . . . .	12,759	13,664	15,742	15,047	8,344	44,58,700	44,94,127	55,83,999	31,19,281	14,71,194
<b>United States of America—</b>										
<b>    Via Atlantic Coast . . . . .</b>	<b>82,418</b>	<b>92,014</b>	<b>77,664</b>	<b>51,223</b>	<b>47,207</b>	<b>2,08,91,366</b>	<b>3,36,34,031</b>	<b>2,45,96,868</b>	<b>99,64,974</b>	<b>87,22,839</b>
<b>    " Pacific " . . . . .</b>	<b>1,813</b>	<b>1,600</b>	<b>1,722</b>	<b>1,837</b>	<b>1,908</b>	<b>7,07,495</b>	<b>7,24,270</b>	<b>6,20,163</b>	<b>4,33,349</b>	<b>4,00,303</b>
Cuba . . . . .	134	517	522	620	143	44,580	1,91,539	1,77,333	1,50,401	23,730
Mexico . . . . .	1,866	2,105	2,146	1,472	636	6,19,361	8,25,722	7,32,965	3,57,000	92,963
Dutch Guiana . . . . .	..	..	..	..	54	..	..	..	..	12,000
Brazil . . . . .	10,412	12,101	18,314	15,098	15,660	74,00,607	47,50,060	68,20,532	37,30,002	30,79,837
Uruguay . . . . .	538	767	508	668	549	1,36,703	2,60,578	1,54,080	1,09,876	84,492
Argentine Republic (includ- ing the Atlantic Coast of Patagonia) . . . . .	6,428	6,290	5,851	5,352	6,957	22,23,416	21,73,179	16,07,599	10,11,607	11,00,323
Chile (including the Pacific Coast of Patagonia) . . . . .	..	..	149	10	..	..	..	44,982	1,064	..
Other Foreign Countries . . . . .	..	..	..	..	1	..	..	..	18	550
<b>TOTAL FOREIGN COUNTRIES</b>	<b>669,155</b>	<b>694,985</b>	<b>639,669</b>	<b>510,544</b>	<b>528,646</b>	<b>22,95,29,024</b>	<b>24,73,83,320</b>	<b>21,53,37,253</b>	<b>10,62,13,577</b>	<b>3,01,33,013</b>
<b>Shares of Bengal . . . . .</b>	<b>390,236</b>	<b>395,042</b>	<b>303,526</b>	<b>618,100</b>	<b>684,653</b>	<b>30,61,06,980</b>	<b>32,25,53,913</b>	<b>27,06,02,206</b>	<b>12,86,47,644</b>	<b>11,15,18,637</b>
" Bombay . . . . .	6	..	1	3	27	3,666	..	200	1,000	550
" Madras . . . . .	1,616	2,321	3,353	1,303	1,933	5,16,199	8,97,412	11,34,345	3,97,737	3,61,271
" Burma . . . . .	..	..	..	..	..	237	183	234	303	115
<b>TOTAL</b>	<b>891,807</b>	<b>897,863</b>	<b>806,834</b>	<b>619,705</b>	<b>586,618</b>	<b>30,66,25,972</b>	<b>32,34,91,528</b>	<b>27,17,37,525</b>	<b>12,88,46,604</b>	<b>11,16,30,623</b>



No. 14—continued

ARTICLES, AND COUNTRIES OF FINAL DESTINATION; ALSO SHARE OF EACH PROVINCE	QUANTITY					VALUE				
	1927-28	1928-29	1929-30	1930-31	1931-32	1927-28	1928-29	1929-30	1930-31	1931-32
<b>Textiles—continued</b>						R	R	R	R	R
<b>Jute—continued</b>										
<b>Twist and Yarn (II. B)—</b>	Lbs.	Lbs.	Lbs.	Lbs.	Lbs.					
United Kingdom . . . . .	6,720	50,771	298,411	62,037	49,951	1,374	13,839	63,437	12,790	7,649
Aden and Dependencies . . . . .	..	..	..	..	800	..	..	..	..	1,000
Ceylon . . . . .	..	..	7,130	945	..	..	..	1,748	204	..
Straits Settlements (including Labuan) . . . . .	179,200	42,784	117,006	60,052	31,304	39,640	9,270	27,270	10,989	4,516
Hongkong . . . . .	..	..	..	..	335,500	..	..	..	..	43,766
Cape of Good Hope . . . . .	17,000	35,744	37,611	24,775	17,340	3,894	9,171	4,233	5,878	2,984
Natal . . . . .	40,100	103,700	190,934	170,184	200,832	8,030	23,801	38,706	32,176	30,007
Kenya Colony . . . . .	..	23,200	..	..	1,120	..	5,845	..	..	180
Canada— Via Atlantic coast. . . . .	..	..	..	5,056	..	..	..	..	2,470	..
South Australia (including Northern Territory) . . . . .	..	..	6,748	..	..	..	..	1,443	..	..
Victoria . . . . .	1,500	..	..	..	..	402	..	..	..	..
New South Wales . . . . .	22,360	39,548	6,500	7,726	..	3,944	9,416	1,611	2,115	..
Australian Commonwealth (Total) . . . . .	24,360	38,548	13,248	7,726	..	7,346	9,416	3,054	2,115	..
New Zealand (including Nauru and British Samoa.) . . . . .	..	..	..	4,459	..	..	..	..	2,034	..
Other British Possessions . . . . .	4,500	..	361	2,020	560	706	..	95	400	70
<b>TOTAL BRITISH EMPIRE</b>	<b>271,880</b>	<b>294,747</b>	<b>665,301</b>	<b>337,254</b>	<b>637,407</b>	<b>61,080</b>	<b>71,401</b>	<b>1,38,597</b>	<b>69,066</b>	<b>90,171</b>
<b>Foreign Countries</b>										
Belgium . . . . .	..	44,686	33,600	..	..	..	11,016	8,114	..	..
Iraq . . . . .	14,574	..	..	..	1,680	3,700	..	..	..	210
Java . . . . .	..	..	22,452	67,110	..	..	..	4,067	12,277	..
China (exclusive of Hong- kong and Macao) . . . . .	..	..	64,697	..	2,238	..	23,529	12,485	..	600
Formosa . . . . .	3,280	..	..	..	25,000	..	..	..	..	3,125
Japan . . . . .	..	..	..	..	152,240	..	..	..	..	18,092
Portuguese East Africa . . . . .	59,304	184,368	256,928	177,700	266,676	10,489	33,755	55,572	30,901	35,164
Uruguay . . . . .	170,000	23,360	165,760	188,300	234,840	32,513	5,109	30,280	32,992	29,554
Argentine Republic (including the Atlantic Coast of Patagonia) . . . . .	5,237,484	4,100,852	4,616,110	6,374,874	7,246,608	10,06,924	8,65,132	3,68,076	10,35,815	9,43,859
Chile (including the Pacific Coast of Patagonia) . . . . .	524,080	..	66,752	152,320	70,784	1,18,102	..	15,066	24,960	9,428
Peru . . . . .	37,400	49,748	117,950	43,152	31,528	8,660	10,836	27,708	9,020	4,039
Other Foreign Countries . . . . .	3,280	2,465	560	..	..	600	540	287	..	..
<b>TOTAL FOREIGN COUNTRIES</b>	<b>6,046,622</b>	<b>4,506,519</b>	<b>5,343,809</b>	<b>7,003,456</b>	<b>8,031,594</b>	<b>12,66,048</b>	<b>9,49,917</b>	<b>10,09,740</b>	<b>11,45,965</b>	<b>10,45,021</b>
<b>Share of Bengal . . . . .</b>	<b>6,318,378</b>	<b>4,801,266</b>	<b>6,009,110</b>	<b>7,340,710</b>	<b>8,666,577</b>	<b>13,27,043</b>	<b>10,21,318</b>	<b>11,48,337</b>	<b>12,15,031</b>	<b>11,33,298</b>
"    Bombay . . . . .	224	..	..	..	2,424	35	..	..	..	1,900
<b>TOTAL</b>	<b>6,318,602</b>	<b>4,801,266</b>	<b>6,009,110</b>	<b>7,340,710</b>	<b>8,669,001</b>	<b>13,27,128</b>	<b>10,21,318</b>	<b>11,48,337</b>	<b>12,15,031</b>	<b>11,35,192</b>
<b>Manufactures—</b>										
<b>Caneas (III. B)—</b>	Yards	Yards	Yards	Yards	Yards					
Bahrain Islands . . . . .	900	..	..	..	40	1,000	..	..	..	5
Ceylon . . . . .	..	160	..	404	..	..	80	..	1,516	..
Other British Possessions . . . . .	129	1,000	1,512	432	..	123	510	711	150	..
<b>TOTAL BRITISH EMPIRE</b>	<b>1,029</b>	<b>1,160</b>	<b>1,512</b>	<b>836</b>	<b>40</b>	<b>1,123</b>	<b>590</b>	<b>711</b>	<b>1,666</b>	<b>59</b>

GENERAL EXPORTS

INDIAN MERCHANDISE

No. 14—continued

ARTICLES, AND COUNTRIES OF FINAL DESTINATION; ALSO SHARE OF EACH PROVINCE	QUANTITY					VALUE				
	1927-28	1928-29	1929-30	1930-31	1931-32	1927-28	1928-29	1929-30	1930-31	1931-32
<b>Textiles—continued</b>										
<b>Jute—continued</b>										
<b>MANUFACTURES—continued</b>										
<b>Cannas (III. B)—continued</b>	Yards	Yards	Yards	Yards	Yards	Rs	Rs	Rs	Rs	Rs
France	..	890	..	..	..	..	1,100	..	..	..
Iraq	9,108	1,904	4,824	208	..	5,593	1,310	2,352	937	..
Persia	36,960	..	..	..	700	19,060	..	..	..	350
Other Foreign Countries	..	375	..	..	..	..	200	..	..	..
<b>TOTAL FOREIGN COUNTRIES</b>	<b>49,068</b>	<b>3,159</b>	<b>4,824</b>	<b>208</b>	<b>700</b>	<b>24,593</b>	<b>2,610</b>	<b>2,352</b>	<b>937</b>	<b>350</b>
Share of Bengal	37	1,330	5,332	404	40	23	1,610	2,763	1,516	50
" Bombay	50,060	2,439	504	640	..	25,693	1,590	300	1,087	..
" Sind	..	..	..	..	700	..	..	..	..	350
<b>TOTAL</b>	<b>50,097</b>	<b>4,319</b>	<b>6,336</b>	<b>1,044</b>	<b>740</b>	<b>25,716</b>	<b>3,200</b>	<b>3,063</b>	<b>2,603</b>	<b>400</b>
<b>Smoking gunny bags (III. B)—</b>	No.	No.	No.	No.	No.					
United Kingdom	24,903,420	25,919,850	29,416,676	19,180,876	18,986,039	1,26,01,804	1,36,11,230	1,22,62,001	67,04,067	56,12,433
Cyprus	304,000	475,500	477,500	67,000	233,700	1,35,260	2,06,081	1,99,024	13,080	53,451
Palestine	70,200	34,900	26,800	19,000	237,100	30,248	16,958	9,118	13,980	70,968
Aden and Dependencies	287,957	423,192	330,400	119,000	345,769	1,32,448	2,05,618	1,32,067	40,675	97,031
Bahrain Islands	5,400	7,500	21,721	9,800	2,700	2,695	2,973	8,855	3,463	765
Maldives	400	1,000	1,700	..	2,800	213	250	440	..	865
Ceylon	1,492,868	1,703,215	1,730,994	1,519,211	1,628,968	6,69,737	7,51,188	6,55,000	4,41,720	4,07,945
Straits Settlements (including Labuan)	15,636,875	12,765,925	13,875,800	11,501,448	15,565,080	80,37,789	60,81,311	63,33,918	41,17,097	46,61,485
Federated Malay States	..	..	72,650	1,500	..	..	..	83,804	1,060	..
British Borneo	5,000	20,000	..	15,200	18,500	2,359	11,000	..	3,800	5,110
Hongkong	22,865,800	21,559,200	38,099,700	17,702,000	25,698,100	1,17,87,023	1,08,26,961	1,60,54,322	54,01,412	74,33,439
Gambia	51,700	53,800	12,200	7,400	18,000	34,062	33,309	7,042	3,224	5,536
Gold Coast (including Br. Togoland)	713,750	720,750	954,620	1,409,200	1,729,400	3,71,927	3,97,405	4,54,892	6,19,858	4,95,473
Sierra Leone	24,000	143,600	77,300	62,100	26,700	11,520	65,249	28,862	17,960	7,159
Nigeria (including Br. Cameroons)	37,200	..	26,100	1,884,900	2,385,900	17,865	..	8,615	6,27,865	5,79,036
Protectorate of South West Africa	..	8,400	3,600	21,600	..	..	4,542	1,344	7,837	..
Cape of Good Hope	3,719,675	3,673,850	5,409,550	4,691,870	3,919,197	27,37,434	28,75,667	29,61,538	24,99,084	36,14,683
Natal	13,604,200	15,710,250	14,583,224	14,243,709	12,990,050	76,25,347	85,41,313	66,65,711	53,52,807	41,21,153
Transvaal	38,500	71,000	..	..	..	14,725	38,601	..	..	..
Rhodesia	349,800	..	..	..	..	1,30,679	..	..	..	..
Zanzibar and Pemba	465,675	316,700	397,250	440,950	313,350	2,37,300	1,69,186	1,57,008	1,48,487	94,060
Kenya Colony	4,072,575	5,410,027	5,472,422	5,114,179	3,134,648	21,23,027	27,56,582	22,21,517	17,16,719	9,37,839
Tanganyika Territory	566,325	641,300	626,700	602,450	337,400	2,91,241	2,77,620	2,36,533	1,79,192	84,338
Nyasaland Protectorate	..	..	..	..	7,500	..	..	..	..	2,325
Somaland Protectorate	..	..	12,500	..	10,200	..	..	4,500	..	2,652
Anglo-Egyptian Sudan	1,531,700	1,807,750	3,011,140	1,330,300	1,347,550	9,22,027	10,65,929	13,40,198	5,57,521	4,43,421
Mauritius and Dependencies	2,323,700	2,866,600	3,662,100	3,838,812	2,619,183	12,46,480	14,86,748	16,81,890	12,97,587	7,57,555
Seychelles	70,200	34,400	62,100	41,700	29,600	33,025	18,950	26,065	15,360	8,459
Canada—										
Via Atlantic Coast	..	33,700	..	..	64,000	..	11,297	..	..	18,019
" Pacific "	237,700	233,600	256,700	205,200	160,000	87,060	1,04,536	66,605	60,400	48,900
British West India Islands	2,783,231	3,060,442	3,483,014	2,987,149	3,291,954	15,53,373	19,01,015	16,45,902	11,93,857	11,25,314
British Honduras	..	4,000	..	8,000	11,200	..	2,280	..	3,120	3,356
British Guiana	684,000	1,263,300	1,333,200	1,390,300	1,464,000	3,16,895	5,90,379	5,01,062	4,53,575	4,03,375
Falkland Island	..	..	..	4,800	..	..	..	..	1,620	..
Western Australia	13,933,100	17,274,200	16,235,744	19,351,808	15,877,750	77,05,985	95,71,730	74,36,992	65,64,350	44,50,685
South Australia (including Northern Territory)	12,857,700	12,198,800	11,141,846	9,372,500	14,602,850	81,41,223	70,93,124	50,36,613	35,61,658	33,67,146
Victoria	24,493,675	23,312,300	19,344,065	30,705,250	17,247,200	1,33,17,516	1,59,66,446	92,82,782	1,12,74,232	56,50,832
New South Wales	12,135,633	22,073,180	12,157,884	18,410,760	12,251,346	96,29,302	1,47,67,919	84,50,316	81,37,259	54,47,194
Queensland	2,456,000	2,556,250	2,670,250	1,314,850	3,192,850	11,83,485	13,39,362	11,91,158	7,67,645	10,04,728
<b>Australian Commonwealth (Total)</b>	<b>65,376,110</b>	<b>80,914,730</b>	<b>61,549,789</b>	<b>80,155,158</b>	<b>63,271,996</b>	<b>3,99,77,511</b>	<b>4,37,38,590</b>	<b>3,14,47,861</b>	<b>3,03,05,144</b>	<b>2,04,20,685</b>
Territory of Papua	..	..	352,000	354,000	621,500	..	..	1,32,675	1,12,198	1,83,370
New Zealand (including Nauru and Br. Samoa)	8,328,850	9,275,950	9,483,250	10,168,550	5,414,325	51,00,433	55,54,428	50,29,657	41,03,312	19,57,740
Fiji Islands	363,000	364,200	417,900	9,000	198,000	1,69,312	1,75,811	1,52,091	2,850	55,470
<b>TOTAL BRITISH EMPIRE</b>	<b>171,423,859</b>	<b>189,574,631</b>	<b>195,245,300</b>	<b>179,256,362</b>	<b>166,989,804</b>	<b>9,65,06,672</b>	<b>10,70,23,033</b>	<b>9,05,10,125</b>	<b>6,60,25,111</b>	<b>5,19,29,365</b>

No. 14—continued

ARTICLES, AND COUNTRIES OF FINAL DESTINATION; ALSO SHARE OF EACH PROVINCE	QUANTITY					VALUE				
	1927-28	1928-29	1929-30	1930-31	1931-32	1927-28	1928-29	1929-30	1930-31	1931-32
<b>Textiles—continued</b>										
<b>Jute—continued</b>										
<b>MANUFACTURES—continued</b>										
<b>Sacking gunny bags (L.L. B.)—continued</b>	No.	No.	No.	No.	No.	R	R	R	R	R
<b>Russia—</b>										
Southern Russia . . . . .	..	..	..	6,000	24,800	..	..	..	2,160	6,915
Pacific Ports (in Asia). . . . .	2,627,900	10,000	837,600	2,985,200	10,733,600	13,88,400	6,000	8,92,720	8,10,700	29,96,380
Georgia . . . . .	..	7,500	..	..	..	..	3,403	..	..	..
Sweden . . . . .	25,000	..	..	..	..	10,000	..	..	..	..
Norway . . . . .	180,100	140,700	192,000	536,100	..	67,844	72,532	78,442	1,89,236	..
Denmark . . . . .	195,000	65,200	1,650,113	985,200	377,800	77,450	30,712	5,29,326	2,93,395	86,150
Germany . . . . .	2,070,215	1,787,448	2,404,975	1,756,591	1,422,800	11,07,651	9,10,832	9,80,696	4,44,914	4,51,215
Netherlands . . . . .	1,221,125	1,035,450	1,475,100	1,997,700	788,800	5,63,026	5,01,876	6,58,187	5,56,620	2,01,519
Belgium . . . . .	3,816,000	7,518,475	12,491,400	11,965,547	6,641,200	14,00,997	25,30,899	37,77,274	23,39,903	14,50,696
France . . . . .	1,106,255	1,054,760	2,064,427	1,003,500	748,786	5,52,789	4,63,190	7,22,314	3,10,697	1,85,996
Spain . . . . .	..	9,900	..	50,400	..	..	4,702	..	8,694	..
Portugal . . . . .	..	30,300	..	..	..	..	14,925	..	..	..
Italy . . . . .	..	..	46,500	105,000	180,000	..	..	21,925	27,612	88,156
Serb-Croat-Slovene State (Jugo Slavia) . . . . .	377,700	270,800	330,000	..	..	1,41,932	96,065	93,925	..	..
Bulgaria . . . . .	16,000	17,600	44,000	16,100	69,400	6,400	10,378	18,660	6,023	17,896
Roumania . . . . .	144,300	407,700	1,017,615	381,446	487,900	77,146	2,21,148	3,68,040	1,37,059	1,33,286
Greece . . . . .	5,142,633	4,423,800	2,741,300	2,988,650	3,424,900	82,69,858	30,28,183	14,83,442	11,17,402	11,11,916
Turkey, European . . . . .	586,722	709,400	675,350	688,950	956,307	6,15,879	4,71,952	3,77,233	2,19,454	2,93,525
Turkey, Asiatic . . . . .	1,765,160	1,563,900	1,234,675	1,152,062	1,708,037	11,89,261	10,08,441	6,57,838	5,06,739	5,57,114
Syria . . . . .	93,100	..	163,600	68,700	261,300	63,329	..	56,918	28,203	84,796
Armenia . . . . .	47,600	33,000	11,600	22,950	23,600	38,151	27,300	8,489	11,416	3,124
Smyrna . . . . .	1,250,115	724,380	927,000	233,300	21,400	7,22,863	4,18,289	4,45,901	92,743	6,152
Maskat Territory and Trucial Oman . . . . .	63,578	195,804	82,845	51,110	151,250	24,304	50,232	85,772	18,493	45,701
Other Native States in Arabia . . . . .	6,300	1,320	34,566	13,208	132	2,485	655	13,680	4,990	61
Iraq . . . . .	1,178,250	1,127,925	1,576,774	1,365,630	1,214,544	6,78,475	6,11,666	7,70,018	5,86,899	4,75,214
Persia . . . . .	230,441	192,815	416,771	123,990	329,497	1,16,881	81,392	1,86,860	50,438	1,14,396
Henzam Island . . . . .	17,000	1,000	5,000	..	300	2,705	150	2,205	..	150
Sumatra . . . . .	836,600	690,700	882,200	579,800	433,800	3,92,000	3,04,801	3,10,595	1,36,685	1,12,416
Java . . . . .	25,089,825	41,972,925	37,011,200	41,374,780	29,244,250	1,45,88,492	2,25,83,201	1,66,90,418	1,58,61,018	94,93,776
Borneo (Dutch) . . . . .	729,600	791,350	702,300	155,200	53,500	3,58,106	3,93,798	2,90,359	51,072	17,476
Celebes and other Islands . . . . .	1,803,300	2,300,200	2,607,600	2,000,000	1,052,900	8,77,682	1,05,227	9,82,435	6,17,282	2,91,608
New Guinea (Dutch) . . . . .	4,600	18,000	1,200	..	..	2,227	6,302	546	..	..
Siam . . . . .	14,109,500	12,255,200	10,461,600	3,998,100	6,027,200	72,34,010	60,75,233	43,93,855	14,17,400	18,21,246
Indo-China (including Co- chin-China, Cambodia, Annam, Tonkin and French leased territories in China) . . . . .	13,888,200	15,424,350	12,029,000	5,271,800	4,671,700	65,04,168	72,98,586	51,09,938	16,80,056	12,84,755
Philippine Islands and Guam . . . . .	65,000	34,350	564,600	125,800	65,000	22,566	15,687	1,75,747	23,790	18,862
Formosa . . . . .	3,552,000	2,978,000	3,992,450	3,255,630	3,389,600	18,88,480	15,87,996	17,92,560	11,12,634	10,16,264
China (exclusive of Hong- kong and Macao) . . . . .	1,310,300	2,131,200	4,264,900	1,234,400	1,714,100	7,09,264	10,92,615	17,81,231	4,80,405	4,92,524
Japan . . . . .	18,229,200	7,982,900	15,191,947	5,085,000	4,269,000	93,98,669	41,44,992	62,79,053	16,64,100	11,98,833
Egypt . . . . .	6,633,508	7,801,375	10,137,550	8,589,550	8,135,015	36,75,178	37,09,384	42,09,899	31,78,649	26,09,793
Tripoli . . . . .	..	..	..	7,200	38,000	..	..	..	2,788	11,100
Tunis . . . . .	12,000	23,600	45,900	169,380	17,600	6,780	13,294	19,847	59,698	5,527
Morocco . . . . .	557,420	714,500	1,373,100	437,600	514,700	2,19,599	3,02,540	5,04,192	1,20,719	1,25,847
Spanish West Africa . . . . .	..	..	2,700	..	81,900	..	..	1,053	..	24,147
French West Africa . . . . .	91,900	44,000	231,000	314,600	595,200	46,028	21,807	1,00,190	1,11,837	1,62,479
Liberia . . . . .	..	..	600	..	..	..	..	196	..	..
Portuguese West Africa . . . . .	926,600	1,672,100	1,567,825	1,253,850	1,098,973	4,58,406	8,48,926	6,12,055	4,45,657	3,63,907
Portuguese East Africa . . . . .	8,742,246	10,911,236	11,220,036	10,351,915	10,306,892	45,66,714	55,55,128	47,65,838	34,62,172	30,76,050
Madagascar . . . . .	1,323,325	2,006,300	2,105,125	1,336,300	1,035,900	5,90,206	8,52,477	8,00,915	3,92,789	3,56,049
Réunion . . . . .	251,400	510,200	..	166,400	..	1,13,813	2,56,099	..	67,748	..
Italian East Africa (Somali- land and Britroa) . . . . .	176,650	62,200	77,900	155,000	148,200	95,850	29,422	26,922	47,793	37,273
French Somaliland . . . . .	160,000	145,000	100,000	207,000	200,200	71,163	69,469	41,263	66,749	46,289
Belgian Congo . . . . .	..	..	..	..	50,000	..	..	..	..	17,000

GENERAL EXPORTS

( 842 )

INDIAN MERCHANDISE

No. 14—continued

ARTICLES, AND COUNTRIES OF FINAL DESTINATION; ALSO SHARE OF EACH PROVINCE	QUANTITY					VALUE				
	1927-28	1928-29	1929-30	1930-31	1931-32	1927-28	1928-29	1929-30	1930-31	1931-32
	No.	No.	No.	No.	No.	R	R	R	R	R
<b>Textiles—continued</b>										
<b>Jute—continued</b>										
<b>MANUFACTURES—continued</b>										
<b>Soaking gunny bags</b> (III. R)—concluded										
United States of America— Via Atlantic Coast	623,143	247,800	665,700	1,138,700	653,000	3,69,860	1,49,293	2,89,268	2,54,980	1,86,340
“ Pacific “	1,739,900	1,307,904	1,013,500	547,600	362,900	8,55,405	6,24,580	4,10,300	1,82,982	90,294
Cuba	23,189,100	33,146,600	31,833,875	24,299,452	15,453,500	1,84,90,721	2,17,46,107	1,70,98,843	1,00,56,817	52,49,053
Hayti and St. Domingo	2,493,320	2,165,000	2,400,500	1,863,700	1,774,700	13,52,293	12,94,707	10,78,809	6,63,496	5,49,640
Porto Rico	5,063,400	5,123,400	4,108,000	5,946,830	6,062,000	27,70,975	27,65,135	22,11,506	20,86,197	18,24,433
French West Indies (in- cluding St. Pierre and Miquelon)	..	..	60,000	11,100	..	..	..	30,000	3,145	..
Dutch West Indies	2,500	..	35,200	..	13,500	1,234	..	18,084	..	4,061
Mexico	40,300	63,500	165,400	120,500	30,000	23,630	28,975	54,178	44,579	7,540
Guatemala	122,425	125,200	110,400	45,650	150,230	61,555	65,977	50,320	14,084	45,037
Honduras (Not British)	..	..	..	20,000	..	..	..	..	10,000	..
San Salvador	181,030	130,200	275,215	129,800	170,300	1,16,363	77,073	1,29,825	52,004	52,081
Nicaragua	223,377	405,185	408,250	193,643	275,425	1,13,801	2,11,156	1,71,799	72,093	80,670
Costa Rica	98,300	66,500	140,200	136,000	163,950	46,839	30,060	54,097	43,464	46,614
Colombia	189,500	290,700	192,800	110,500	2,000	81,308	1,23,423	1,03,900	36,825	560
Panama	37,200	30,000	102,000	48,000	83,000	20,693	18,300	53,236	18,140	50,086
Venezuela	50,000	100,000	..	..	..	2,625	48,500	..	..	..
Dutch Guiana	76,500	158,000	226,700	90,600	203,100	37,991	77,746	82,714	26,227	54,654
Brazil	..	..	27,500	..	..	..	..	10,175	..	..
Uruguay	..	27,500	..	..	..	..	6,950	..	..	..
Argentine Republic (includ- ing the Atlantic Coast of Patagonia)	3,631,200	1,954,000	2,204,650	1,229,000	2,337,021	21,93,073	11,80,675	10,93,321	4,58,344	9,60,637
Chile (including the Pacific Coast of Patagonia)	38,978,800	37,563,500	33,229,400	17,436,872	1,957,760	1,48,47,951	1,42,39,025	1,20,80,919	42,32,883	4,56,603
Peru	4,895,200	7,003,800	9,075,500	5,836,212	4,563,200	25,04,963	34,99,911	27,83,806	18,51,170	13,19,965
Ecuador	..	5,100	24,900	32,100	94,000	..	2,859	9,912	11,002	14,418
Bolivia	232,000	145,000	361,000	65,000	5,000	1,01,355	46,087	1,28,071	13,577	1,150
Hawaii	100	24,600	119,350	20,200	150	225	8,800	41,214	8,337	216
Other Islands in the Pacific	30,000	..	11,100	10,200	33,350	18,000	..	3,994	2,958	11,503
<b>TOTAL FOREIGN COUNTRIES</b>	<b>208,510,803</b>	<b>221,536,052</b>	<b>231,779,984</b>	<b>173,833,193</b>	<b>137,608,969</b>	<b>10,30,23,118</b>	<b>11,30,86,255</b>	<b>9,83,64,494</b>	<b>5,96,52,316</b>	<b>4,16,55,132</b>
<b>Share of Bengal</b>	<b>378,922,929</b>	<b>410,039,464</b>	<b>425,032,909</b>	<b>352,476,951</b>	<b>303,921,329</b>	<b>20,39,47,470</b>	<b>21,95,68,228</b>	<b>18,54,16,746</b>	<b>12,53,83,355</b>	<b>9,33,10,324</b>
“ Bombay	950,996	883,198	813,082	587,165	513,468	5,55,603	4,61,562	3,39,810	2,66,785	2,25,790
“ Sind	66,969	133,284	133,453	64,716	153,047	25,728	61,798	53,310	21,023	46,253
“ Madras	1,823	3,087	11,060	9,124	9,129	459	3,016	3,543	2,699	1,490
“ Burma	1,000	41,660	34,750	1,600	1,300	600	14,689	11,210	660	640
<b>TOTAL</b> (Kg. = Tons)	<b>379,943,722</b> = 405,274	<b>411,110,683</b> = 437,821	<b>427,025,284</b> = 454,367	<b>353,139,555</b> = 378,623	<b>304,598,773</b> = 339,276	<b>20,45,29,700</b>	<b>22,01,09,293</b>	<b>18,38,74,619</b>	<b>12,56,77,427</b>	<b>9,35,84,497</b>
<b>Hessian gunny bags</b> (III. R)—										
United Kingdom	21,212,780	18,684,110	23,620,600	20,393,990	28,515,790	74,67,679	69,94,695	78,10,964	53,94,545	57,60,627
Palestine	..	..	..	..	75,000	..	..	..	..	14,713
Ceylon	✓ 5,324	40,000	57,250	4,000	26,250	2,337	12,400	43,845	960	8,866
Straits Settlements (includ- ing Labuan)	2,100	425	1,170	2,520	5,150	1,335	477	4,005	290	1,275
Federated Malay States	..	..	140,000	..	..	..	..	42,000	..	..
Hongkong	1,101,400	1,284,800	916,200	920,000	..	3,10,766	3,53,369	2,27,930	2,71,271	..
Protectorate of South- West Africa	10,000	..	..	..	..	3,500	..	..	..	..
Cape of Good Hope	66,400	88,500	231,000	254,500	137,400	20,126	24,013	45,182	45,365	26,191
Natal	1,159,500	711,088	537,550	806,000	1,167,000	3,86,056	1,75,621	1,15,166	1,42,563	1,89,206
Kenya Colony	88,000	30,000	35,000	10,000	20,000	31,620	6,860	6,000	2,000	3,550
Anglo-Egyptian Sudan	487,800	487,650	1,347,300	418,850	120,000	5,10,299	5,62,678	6,06,768	1,82,787	69,912
Mauritius and Depen- dencies	..	..	15,000	..	..	..	..	3,750	..	..
Canada— Via Atlantic Coast	25,000	..	460,000	..	2,500	5,750	..	1,03,075	..	325
“ Pacific “	655,000	200,000	115,000	677,000	250,000	1,40,121	51,135	26,062	1,21,942	42,062
British West India Islands	..	..	30,000	11,000	5,200	..	..	9,300	1,760	1,690
Western Australia	1,849,200	2,022,600	1,269,000	733,600	823,800	7,35,270	8,14,255	4,51,206	2,15,913	1,94,183
South Australia (includ- ing Northern Territory)	1,089,600	714,600	976,800	445,800	87,000	4,44,198	2,68,086	3,46,421	1,27,250	20,535
Victoria	4,095,000	3,820,400	5,240,400	4,255,500	1,818,000	16,38,470	16,04,395	18,79,656	11,80,646	1,43,806
New South Wales	3,619,400	3,384,400	4,265,600	2,864,000	2,144,200	14,22,092	15,83,561	15,11,652	6,91,843	4,90,645
Queensland	..	..	6,000	..	..	..	..	1,980	..	..
<b>Australian Commonwealth</b> (Total)	<b>10,653,200</b>	<b>10,392,000</b>	<b>11,757,800</b>	<b>5,148,900</b>	<b>4,573,000</b>	<b>42,40,030</b>	<b>42,76,227</b>	<b>43,00,916</b>	<b>22,15,662</b>	<b>11,49,174</b>
New Zealand (including Nauru and Br. Samoa)	1,824,400	1,741,900	1,465,450	1,423,800	723,000	5,60,221	5,06,361	4,37,012	3,44,745	1,21,244
Fiji Islands	..	24,000	..	..	..	..	9,600	..	..	..
<b>TOTAL BRITISH EMPIRE</b>	<b>37,290,904</b>	<b>33,664,473</b>	<b>40,738,320</b>	<b>33,570,560</b>	<b>35,920,290</b>	<b>1,36,88,340</b>	<b>1,38,415</b>	<b>1,36,32,060</b>	<b>87,24,335</b>	<b>73,88,835</b>

No. 14—continued

ARTICLES, AND COUNTRIES OF FINAL DESTINATION; ALSO SHARE OF EACH PROVINCE	QUANTITY					VALUE				
	1927-28	1928-29	1929-30	1930-31	1931-32	1927-28	1928-29	1929-30	1930-31	1931-32
						R	R	R	R	R
<b>Textiles—continued</b>										
<b>Jute—continued</b>										
<b>MANUFACTURES—continued</b>										
<b>Messian gunny bags (III. R)—continued</b>										
Pacific Ports (in Asia)	No.	No.	No.	No.	No.					
Sweden	..	..	..	..	72,000	..	..	..	..	22,140
Norway	726,000	140,000	616,000	1,342,300	65,000	..	..	..	27,215	13,450
Denmark	..	..	..	..	2,000	..	..	..	..	390
Germany	10,000	20,000	191,000	20,000	290,000	2,900	9,000	46,077	5,500	32,875
Netherlands	100,000	205,000	135,000	772,500	602,000	68,000	1,18,900	41,100	2,06,712	80,421
Belgium	..	4,800	..	10,000	80,000	..	1,440	..	1,600	11,050
France	..	..	10,000	72,000	..	..	..	2,200	14,175	..
Italy	20,000	..	..	..	..	6,800	..	..	..	..
Bulgaria	80,000	80,000	160,000	50,000	221,000	26,094	26,200	48,375	9,526	41,736
Roumania	..	25,000	60,100	90,000	149,500	..	8,887	21,002	18,487	16,078
Greece	65,000	227,500	263,500	420,850	522,500	15,000	71,774	1,13,361	94,000	1,19,612
Turkey, European	10,000	10,000	..	420,000	490,000	6,000	1,900	..	54,448	60,222
Turkey, Asiatic	..	25,000	43,750	106,250	243,850	..	6,250	43,750	18,937	53,205
Smyrna	100,000	..	..	..	..	30,000	..	..	..	..
Iraq	100,000	..	..	50,000	30,000	23,000	..	..	3,000	3,600
Persia	2,150	450	..	..	3,500	4,644	250	..	..	700
Sumatra	..	..	..	40,000	..	..	..	..	5,800	..
Java	80,000	108,350	277,400	272,000	302,000	42,548	46,008	73,836	69,120	1,01,428
Borneo (Dutch)	240,000	402,000	230,000	63,000	..	70,560	1,36,199	63,400	15,082	..
Celebes and other Islands	..	..	40,000	40,000	25,000	..	..	10,000	8,300	6,750
Siam	315,000	155,000	48,000	..	172,500	1,16,300	57,000	10,720	..	20,025
Indo-China (including Cochin China, Cambodia, Annam, Tonkin and French leased Territories in China)	..	..	..	..	10,000	..	..	..	..	2,500
Philippine Islands and Guam	4,498,000	5,191,210	6,544,000	5,040,400	5,492,800	13,83,734	15,78,741	18,23,887	12,30,316	9,98,940
China (exclusive of Hong-kong and Macao)	1,800	30,000	15,000	10,000	..	738	12,300	4,800	1,237	..
Japan	465,000	770,000	550,098	280,000	360,000	1,21,725	2,20,312	1,48,585	49,832	50,740
Egypt	7,572,050	8,395,600	8,891,250	8,437,700	6,155,450	40,35,893	42,32,518	47,24,462	34,52,844	20,65,570
Morocco	90,000	139,000	201,000	291,000	50,000	31,900	52,852	66,260	58,298	10,900
French West Africa	..	..	..	5,000	..	..	..	..	1,000	..
Portuguese West Africa	40,000	..	..	22,500	..	5,000	..	..	3,150	..
Portuguese East Africa	923,000	1,504,000	2,332,000	2,037,400	2,046,000	1,67,243	2,44,061	2,90,825	2,53,272	2,10,868
Madagascar	237,000	95,000	56,000	..	15,700	60,720	33,110	15,262	..	3,000
United States of America— Via Atlantic Coast	1,607,500	2,118,500	3,927,000	790,000	460,100	3,96,139	5,92,185	11,96,792	8,02,430	80,170
" Pacific "	16,773,500	16,233,200	11,360,140	8,109,000	6,932,000	40,47,362	44,26,806	32,49,442	18,00,209	9,94,524
Cuba	..	..	50,000	..	24,400	..	..	20,000	..	5,368
Haiti and St. Domingo	20,000	95,000	92,100	73,000	50,000	4,300	21,907	20,451	10,484	5,662
Mexico	101,000	..	..	..	..	40,400	..	..	..	..
San Salvador	..	..	10,000	..	..	..	..	4,400	..	..
Costa Rica	55,100	20,000	35,000	25,000	35,000	14,922	4,980	9,800	3,825	4,712
Paraguay Republic (including the Atlantic Coast of Patagonia)	40,000	..	..	..	35,000	13,300	..	..	..	4,900
Chile (including the Pacific Coast of Patagonia)	142,000	290,000	391,000	1,273,000	231,000	43,055	92,611	93,957	2,29,739	34,197
Peru	..	..	140,200	40,200	50,000	..	..	37,307	9,057	11,375
Ecuador	..	90,000	..	..	..	..	24,625	..	..	..
Hawaii	11,483,863	16,585,250	17,852,800	16,838,400	20,673,400	34,44,541	40,50,572	39,56,341	33,95,647	23,78,879
<b>TOTAL FOREIGN COUNTRIES</b>	<b>45,905,063</b>	<b>52,909,860</b>	<b>54,527,326</b>	<b>47,335,500</b>	<b>48,013,200</b>	<b>1,45,25,815</b>	<b>1,61,34,201</b>	<b>1,63,69,937</b>	<b>1,17,77,325</b>	<b>84,14,000</b>
<b>Share of Bengal</b>	<b>33,193,787</b>	<b>36,673,468</b>	<b>35,265,656</b>	<b>30,905,070</b>	<b>33,933,300</b>	<b>2,82,13,010</b>	<b>2,91,67,085</b>	<b>3,00,51,997</b>	<b>2,05,00,000</b>	<b>1,58,02,550</b>
" Bombay "	180	560	..	990	190	585	450	..	1,550	185
" Burma "	2,000	305	..	..	..	1,000	81	..	..	..
<b>TOTAL</b> { No. = Tons	<b>83,196,967</b> =39,204	<b>80,574,338</b> =38,745	<b>95,265,656</b> =43,853	<b>80,906,060</b> =38,069	<b>83,933,400</b> =37,807	<b>2,82,14,655</b>	<b>2,91,67,616</b>	<b>3,00,51,997</b>	<b>2,05,01,610</b>	<b>1,58,02,835</b>
<b>Total Gunny bags (III. R)—</b>	<b>No.</b>	<b>No.</b>	<b>No.</b>	<b>No.</b>	<b>No.</b>					
United Kingdom	46,121,200	44,603,960	53,046,270	40,074,866	47,501,829	2,00,60,483	2,06,05,925	2,00,72,965	1,20,92,612	1,13,73,060
Cyprus	304,000	475,500	477,500	67,000	2,33,700	1,85,260	2,04,081	1,99,024	1,34,060	58,451
Palestine	70,200	34,900	20,800	10,000	312,100	80,246	16,058	0,116	13,860	9,681
Aden and Dependencies	287,957	423,192	330,400	119,000	345,769	1,32,448	2,05,618	1,32,067	40,675	97,031
Bahrain Islands	5,400	7,500	21,721	9,800	2,700	2,695	2,973	3,555	2,463	765
Maldives	400	1,000	1,700	..	2,800	213	250	440	..	865

GENERAL EXPORTS

( 844 )

INDIAN MERCHANDISE

No. 14—continued

ARTICLES, AND COUNTRIES OF FINAL DESTINATION, ALSO SHARE OF EACH PROVINCE	QUANTITY					VALUE				
	1927-28	1928-29	1929-30	1930-31	1931-32	1927-28	1928-29	1929-30	1930-31	1931-32
	No.	No.	No.	No.	No.	R	R	R	R	R
<b>Textiles—continued</b>										
<b>Jute—continued</b>										
<b>MANUFACTURES—continued</b>										
<b>Total Gunny bags (L.L. R.)—continued</b>										
Ceylon	1,498,190	1,748,215	1,787,914	1,523,211	1,053,213	6,72,074	7,63,588	6,98,845	4,42,080	4,16,811
Straits Settlements (including Labuan)	15,638,075	12,766,350	12,576,970	11,503,968	15,570,230	80,30,074	66,81,788	63,38,013	41,17,387	46,62,760
Federated Malay States	..	..	212,650	1,600	..	..	..	1,25,804	1,060	..
British Borneo	5,000	20,000	..	15,260	18,500	2,359	11,000	..	3,800	5,110
Hongkong	23,967,200	22,824,000	39,015,900	18,622,000	26,098,100	1,20,97,704	1,11,80,930	1,62,82,252	56,72,688	74,33,489
Gambia	51,700	53,800	12,200	7,400	18,000	34,062	33,309	7,042	3,224	5,536
Gold Coast (including Br. Togoland)	713,750	720,750	954,620	1,609,200	1,729,400	3,71,027	3,97,406	4,54,882	6,19,658	4,95,473
Sierra Leone	24,000	143,800	77,300	62,100	26,700	11,520	65,249	28,802	17,960	7,150
Nigeria (including British Cameroons)	37,200	..	26,100	1,834,900	2,386,900	17,865	..	8,615	6,27,865	5,79,036
Protectorate of South-West Africa	10,000	8,400	3,600	21,600	..	3,500	4,542	1,344	7,837	..
Gape of Good Hope	3,786,075	3,762,350	5,640,550	4,946,370	4,056,597	23,07,580	23,99,679	30,06,720	25,44,899	18,40,874
Natal	14,763,700	16,421,338	15,125,774	15,049,709	14,157,050	80,11,403	87,16,934	67,80,877	54,95,375	43,10,364
Transvaal	38,500	71,000	..	..	..	14,725	38,601	..	..	..
Rhodesia	340,800	..	..	..	..	1,80,679	..	..	..	..
Zanzibar and Pemba	465,675	316,700	397,250	440,950	318,350	2,37,300	1,69,186	1,57,008	1,43,437	94,060
Kenya Colony	4,160,575	5,440,027	5,507,422	5,124,179	3,154,648	21,54,647	27,63,432	22,27,517	17,18,719	9,41,389
Tanganyika Territory	536,325	641,800	626,700	602,450	337,400	2,91,241	2,77,620	2,36,533	1,79,192	84,338
Nyasaland Protectorate	..	..	..	..	7,500	..	..	..	..	2,325
Somaland Protectorate	..	..	12,500	..	10,200	..	..	4,500	..	2,052
Anglo-Egyptian Sudan	2,019,500	2,295,400	4,353,440	1,749,150	1,467,550	14,41,326	16,28,607	19,40,961	7,40,308	5,13,333
Mauritius and Dependencies	2,323,700	2,866,600	3,677,100	3,838,812	2,619,183	12,40,480	14,86,743	16,85,640	12,97,587	7,57,555
Seychelles	70,200	34,400	62,100	41,700	29,600	38,025	18,950	29,065	15,360	8,459
<b>Canada—</b>										
Old Atlantic Coast	25,000	33,700	460,000	..	67,400	5,750	11,297	1,03,075	..	18,344
" Pacific "	892,700	483,600	371,700	882,200	410,000	2,28,081	1,55,711	92,668	1,82,342	90,962
British West India Islands	2,783,281	3,060,442	3,513,614	2,943,149	3,297,154	15,53,373	18,01,015	16,55,292	11,95,617	11,27,004
British Guiana	634,000	1,263,800	1,333,200	1,390,300	1,464,000	3,16,395	5,90,379	5,01,082	4,58,575	4,08,375
British Honduras	..	4,000	..	8,000	11,200	..	2,260	..	3,120	3,256
Falkland Islands	..	..	..	4,800	..	..	..	..	1,620	..
Western Australia	15,782,300	19,298,800	17,504,744	20,135,408	16,701,550	84,41,255	1,03,86,024	78,98,198	67,80,263	46,44,373
South Australia (including Northern Territory)	13,947,300	12,913,400	12,118,416	10,318,300	14,689,850	85,85,421	73,62,110	54,33,034	36,83,908	38,87,631
Victoria	23,533,875	30,632,700	24,534,465	34,930,750	19,065,200	1,49,55,986	1,75,70,841	1,11,62,438	1,24,54,878	1,60,94,638
New South Wales	15,755,035	25,937,580	16,423,434	21,074,750	14,395,546	1,10,51,394	1,63,56,480	99,61,968	83,29,102	59,37,839
Queensland	2,456,000	2,556,250	2,676,250	1,814,850	3,192,850	11,83,435	13,89,362	11,93,138	7,67,645	10,04,728
<b>Australian Commonwealth (Total)</b>	<b>78,522,310</b>	<b>91,306,730</b>	<b>73,307,589</b>	<b>88,304,058</b>	<b>68,044,996</b>	<b>4,42,17,541</b>	<b>5,30,14,317</b>	<b>3,66,48,776</b>	<b>3,25,20,798</b>	<b>2,16,69,759</b>
Territory of Papua	..	..	352,000	354,000	621,500	..	..	1,32,675	1,12,198	1,88,370
New Zealand (including Niue and Br. Samoa)	10,153,250	11,017,850	10,949,700	11,592,350	6,187,825	56,60,654	61,20,789	54,66,669	44,48,557	20,78,984
Fiji Islands	363,000	383,200	417,900	9,000	198,000	1,69,312	1,85,411	1,52,091	2,850	55,470
<b>TOTAL BRITISH EMPIRE</b>	<b>208,714,763</b>	<b>223,239,104</b>	<b>235,983,820</b>	<b>212,828,922</b>	<b>202,910,094</b>	<b>11,01,05,512</b>	<b>12,00,56,453</b>	<b>10,41,92,185</b>	<b>7,47,49,496</b>	<b>5,98,18,200</b>
<b>Russia—</b>										
Southern Russia	..	..	..	3,000	24,800	..	..	..	2,160	6,915
Pacific Ports (in Asia)	2,627,900	10,000	837,600	2,965,200	10,805,600	13,88,400	6,000	3,89,720	8,10,700	30,18,520
Georgia	..	7,500	..	..	..	..	3,403	..	..	..
Sweden	25,000	..	..	20,000	65,000	10,000	..	..	27,215	13,450
Norway	998,100	280,700	907,000	1,878,400	1,895,500	3,79,875	1,36,262	3,01,987	5,80,814	4,35,155
Denmark	195,000	65,200	1,650,113	985,200	379,800	77,450	30,712	5,29,326	2,93,395	86,540
Germany	2,080,215	1,757,448	2,595,975	1,776,591	1,712,800	11,10,551	9,19,832	10,26,773	6,52,414	4,90,090
Netherlands	1,321,125	1,240,450	1,610,100	2,770,200	1,390,800	6,21,026	6,20,776	5,99,287	7,63,332	2,81,940
Belgium	3,816,000	7,523,275	12,491,400	11,975,547	6,721,200	14,00,997	25,32,339	37,77,274	28,71,503	14,64,748
France	1,106,255	1,054,760	2,074,427	1,075,500	748,786	5,52,789	4,33,190	7,34,514	3,24,862	1,85,099
Spain	..	9,900	..	50,400	..	..	4,702	..	3,694	..
Portugal	..	30,000	..	..	..	..	14,925	..	..	..
Italy	20,000	..	46,500	105,000	180,000	6,800	..	21,925	27,612	33,150
North-Croat Slovene State	377,700	270,300	380,000	..	..	1,41,932	96,065	98,925	..	..
Bulgaria	98,000	97,600	204,000	66,100	290,400	32,494	36,578	67,035	15,548	59,631
Romania	144,300	432,700	1,077,715	471,446	628,400	77,140	2,29,832	3,89,042	1,55,546	1,40,464
Greece	5,207,633	4,651,300	3,004,700	3,409,500	3,947,400	32,81,858	30,99,957	15,40,308	12,11,402	12,31,525
Turkey, European	896,722	719,400	675,350	1,108,950	1,446,307	6,21,878	4,73,362	3,77,238	2,73,882	3,53,747

No. 14—continued

ARTICLES, AND COUNTRIES OF FINAL DESTINATION; ALSO SHARE OF EACH PROVINCE	QUANTITY					VALUE				
	1927-28	1928-29	1929-30	1930-31	1931-32	1927-28	1928-29	1929-30	1930-31	1931-32
<b>Textiles—continued</b>										
<b>Jute—continued</b>										
<b>MANUFACTURES—continued</b>										
<b>Total Gunny bags (III. B)</b>	No.	No.	No.	No.	No.	R	R	R	R	R
Turkey, Asiatic	1,765,160	1,588,900	1,278,425	1,258,312	1,051,887	11,89,261	10,14,691	7,01,885	5,25,728	6,10,319
Syria	93,000	..	103,600	68,700	261,300	63,329	..	55,918	28,202	84,796
Armenia	47,600	33,006	11,600	22,950	23,600	38,151	27,300	8,489	11,410	8,123
Smyrna	1,850,115	724,390	927,000	233,300	21,400	7,52,863	4,18,289	4,45,901	92,742	6,152
Mascat Territory and Trucial Oman	63,578	106,804	82,845	51,110	151,250	24,304	50,232	35,772	18,492	45,705
Other Native States in Arabia	6,300	1,820	34,566	13,208	132	2,485	655	13,680	4,996	62
Iraq	1,278,250	1,127,925	1,576,774	1,415,630	1,244,544	6,96,475	11,666	7,70,018	5,89,699	4,78,814
Persia	232,591	193,265	416,771	128,990	332,997	1,21,525	81,642	1,86,860	50,438	1,15,098
Hanjam Island	17,000	1,000	5,000	..	100	2,705	150	2,205	..	150
Sumatra	836,600	690,700	832,200	619,800	433,800	3,98,000	3,04,801	2,10,595	1,92,485	1,12,413
Java	25,769,825	42,081,275	37,288,600	41,646,730	29,606,250	1,46,31,040	2,25,79,209	1,67,64,254	1,59,29,138	96,00,206
Borneo (Dutch)	969,600	1,193,350	932,300	218,200	53,500	4,28,666	5,29,995	3,53,769	66,154	17,475
Celebes and other Islands	1,808,300	2,300,200	2,647,600	2,040,000	1,077,900	8,77,682	11,05,227	9,92,435	6,26,082	2,98,358
Dutch New Guinea	4,600	13,000	1,200	..	..	2,227	6,302	546	..	..
Siam	14,424,500	12,410,200	10,509,600	3,998,100	6,109,700	74,00,340	61,32,238	44,09,575	14,17,400	18,50,271
Indo-China (including Cochinchina, Cambodia, Annam, Tonkin and French leased Territories in China)	13,888,200	15,424,350	12,029,000	5,271,800	4,681,700	65,04,168	72,98,536	51,09,988	16,59,053	12,87,256
Philippine Islands and Guam	4,563,600	5,225,560	7,103,600	5,166,200	5,557,800	14,06,300	15,94,428	19,99,634	12,59,106	10,17,802
Formosa	3,552,000	2,978,000	3,992,450	3,255,600	3,389,600	18,83,480	15,37,996	17,92,560	11,12,524	10,16,284
China (exclusive of Hongkong and Macao)	1,312,800	2,161,200	4,279,900	1,244,400	1,714,100	7,10,002	11,04,915	17,86,081	4,31,642	4,92,524
Japan	18,604,200	8,762,900	15,742,943	5,865,000	4,629,000	95,20,394	48,65,304	64,27,638	17,13,962	12,49,581
Egypt	14,210,558	15,696,975	19,028,800	17,027,250	14,290,465	77,11,076	79,42,402	89,34,361	66,31,493	45,75,362
Tripoli	..	..	..	7,200	38,000	..	..	..	2,788	11,100
Tunis	12,000	23,000	45,900	169,380	17,000	6,780	13,294	19,847	59,692	5,527
Morocco	647,420	853,500	1,574,100	728,600	564,700	2,51,499	3,54,892	5,70,452	1,88,012	1,36,047
Spanish West Africa	..	..	2,700	..	31,900	..	..	1,053	..	24,147
French West Africa	91,900	44,000	231,000	319,600	595,200	46,028	21,807	1,00,190	1,12,337	1,62,479
Belgian Congo	..	..	..	..	50,000	..	..	..	..	17,000
Liberia	..	..	600	..	..	..	..	106	..	..
Portuguese West Africa	966,600	1,672,100	1,567,325	1,276,350	1,098,978	4,63,405	8,48,929	6,12,055	4,48,807	3,63,907
Portuguese East Africa	9,970,246	12,415,236	13,562,036	12,389,315	12,352,892	47,33,957	57,99,192	50,56,668	37,15,444	32,87,818
Madagascar	1,560,325	2,101,300	2,161,125	1,336,300	1,051,600	6,50,926	8,85,587	8,16,077	3,92,789	2,59,049
Réunion	251,400	510,200	..	166,400	..	1,13,818	2,56,099	..	57,743	..
Italian East Africa (Somaliland and Eritrea)	176,650	62,200	77,900	155,000	148,200	95,850	29,422	26,923	47,793	37,278
French Somaliland	160,000	145,000	100,000	207,000	200,200	71,163	68,469	41,283	66,749	46,289
United States of America— Via Atlantic Coast	2,230,643	2,366,300	4,592,700	1,928,700	1,114,000	7,65,999	7,41,427	14,86,060	5,57,460	2,66,510
" Pacific "	18,513,300	17,541,104	12,379,640	8,656,600	7,294,900	49,02,767	50,61,336	36,59,808	19,83,191	10,84,818
Cuba	28,189,100	33,446,600	31,933,875	24,299,452	15,477,900	1,84,90,721	2,17,46,107	1,71,18,848	1,00,56,817	52,54,421
Haiti and St. Domingo	2,516,320	2,260,000	2,492,600	1,938,700	1,824,700	13,56,593	13,16,614	10,99,260	6,78,980	5,55,302
Porto Rico	5,068,400	5,123,400	4,103,000	5,946,800	6,062,000	27,70,975	27,65,135	22,11,566	20,86,197	18,24,438
French West Indies (including St. Pierre and Miquelon)	..	..	60,000	11,100	..	..	..	30,000	3,145	..
Dutch West Indies	2,560	..	35,200	..	13,500	1,234	..	13,084	..	4,061
Mexico	141,300	62,500	165,400	120,500	80,000	69,030	28,975	54,178	44,579	7,540
Guatemala	122,425	126,200	110,400	45,650	150,230	61,555	65,977	50,320	14,064	45,087
Honduras (not British)	..	..	..	20,000	..	..	..	..	10,000	..
San Salvador	181,030	130,200	285,215	129,800	170,300	1,16,363	77,078	1,34,225	52,004	52,081
Nicaragua	223,377	405,185	408,250	198,648	275,425	1,13,801	2,11,156	1,71,799	72,098	80,670
Costa Rica	153,900	86,500	175,200	161,000	198,950	61,761	34,940	93,897	47,289	51,326
Colombia	1,99,500	290,700	192,900	110,500	2,000	81,308	1,23,423	1,03,900	36,825	560
Panama	37,200	30,000	102,000	48,000	88,000	20,696	18,300	3,285	18,140	50,080
Venezuela	50,000	100,000	..	..	..	26,625	48,500	..	..	..
Dutch Guiana	76,500	158,000	226,700	90,600	203,100	37,991	77,746	82,714	26,227	54,654
Brazil	..	..	27,500	..	..	..	..	10,175	..	..
Paraguay	40,000	..	..	..	35,000	13,300	..	..	..	4,000
Uruguay	..	27,500	..	..	..	..	6,950	..	..	..
Argentine Republic (including the Atlantic Coast of Patagonia)	3,638,200	1,954,000	2,204,660	1,494,000	3,012,021	21,99,034	11,80,575	10,93,321	4,91,174	9,79,187
Chile (including the Pacific Coast of Patagonia)	39,120,800	37,953,500	33,620,400	18,709,872	2,168,760	1,43,91,006	1,43,81,636	1,21,29,876	44,62,622	4,90,800

















No. 14—continued

ARTICLES, AND COUNTRIES OF FINAL DESTINATION; ALSO SHARE OF EACH PROVINCE	QUANTITY					VALUE				
	1927-28	1928-29	1929-30	1930-31	1931-32	1927-28	1928-29	1929-30	1930-31	1931-32
<b>Textiles—continued</b>						R	R	R	R	R
<b>Jute—continued</b>										
<b>MANUFACTURES—continued</b>										
<b>Total value of jute manu-</b>										
<b>factures (including Twist</b>										
<b>and Yarn)—continued</b>										
Southern Russia . . . . .	—	—	—	—	—	..	..	..	2,160	6,915
Pacific Ports (in Asia) . . . . .	—	—	—	—	—	18,88,400	19,500	4,18,970	8,10,700	30,18,520
Georgia . . . . .	—	—	—	—	—	..	3,408	..	..	..
Sweden . . . . .	—	—	—	—	—	10,000	..	28,037	27,215	18,450
Norway . . . . .	—	—	—	—	—	9,78,360	7,14,117	8,66,082	18,73,539	17,09,085
Denmark . . . . .	—	—	—	—	—	77,450	40,461	5,42,801	4,06,240	2,44,776
Germany . . . . .	—	—	—	—	—	11,83,817	9,59,011	12,35,888	9,41,296	6,49,808
Netherlands . . . . .	—	—	—	—	—	6,21,028	6,20,776	6,89,522	8,38,835	2,96,217
Belgium . . . . .	—	—	—	—	—	14,01,127	25,68,540	37,90,388	28,71,508	14,61,748
France . . . . .	—	—	—	—	—	5,52,964	4,68,890	7,38,514	8,24,862	1,85,999
Spain . . . . .	—	—	—	—	—	..	4,702	..	8,694	..
Portugal . . . . .	—	—	—	—	—	..	14,925	..	..	..
Italy . . . . .	—	—	—	—	—	6,800	..	21,925	27,612	38,150
Serb-Croat Slovenia State (Jugo-Slavia) . . . . .	—	—	—	—	—	1,41,982	96,065	98,925	..	..
Bulgaria . . . . .	—	—	—	—	—	82,494	51,578	67,085	15,548	59,681
Roumania . . . . .	—	—	—	—	—	77,146	2,29,835	3,89,042	1,55,546	1,51,464
Greece . . . . .	—	—	—	—	—	34,93,545	34,04,670	18,48,823	14,78,569	15,89,208
Turkey, European . . . . .	—	—	—	—	—	12,99,202	13,14,805	8,60,975	4,83,246	6,26,058
Turkey, Asiatic . . . . .	—	—	—	—	—	12,86,908	10,71,741	7,21,375	5,50,681	6,55,948
Syria . . . . .	—	—	—	—	—	82,029	..	56,918	28,202	87,196
Armenia . . . . .	—	—	—	—	—	38,151	27,300	8,489	11,416	10,678
Smyrna . . . . .	—	—	—	—	—	8,15,538	5,19,289	6,13,733	1,33,827	7,367
Maskat Territory and Trucial Oman . . . . .	—	—	—	—	—	81,044	55,355	39,777	22,654	51,495
Other Native States in Arabia	—	—	—	—	—	10,455	4,805	18,746	11,024	2,962
Iraq . . . . .	—	—	—	—	—	8,55,970	7,59,078	9,38,530	7,13,743	6,81,006
Persia . . . . .	—	—	—	—	—	2,04,055	1,45,543	2,24,507	1,12,106	3,67,600
Henjam Island . . . . .	—	—	—	—	—	2,735	150	2,205	..	579
Sumatra . . . . .	—	—	—	—	—	7,06,215	5,52,288	6,01,813	3,50,370	2,16,426
Java . . . . .	—	—	—	—	—	1,50,24,108	2,31,96,233	1,72,32,252	1,63,38,290	99,22,793
Borneo (Dutch) . . . . .	—	—	—	—	—	4,34,741	5,35,535	3,55,499	66,154	19,175
Celebes and other Islands . . . . .	—	—	—	—	—	9,21,077	11,55,323	10,41,145	6,63,330	3,10,603
Dutch New Guinea . . . . .	—	—	—	—	—	2,227	6,302	546	..	..
Siam . . . . .	—	—	—	—	—	74,04,555	61,34,649	44,11,900	14,23,954	18,50,456
Indo-China (including Cochin- China, Cambodia, Annam, Tonkin and French leased territories in China) . . . . .	—	—	—	—	—	67,09,327	74,08,410	51,79,346	17,85,919	18,31,670
Philippine Islands and Guam	—	—	—	—	—	42,91,889	41,94,936	58,22,162	41,05,269	34,82,465
Formosa . . . . .	—	—	—	—	—	18,83,480	15,98,993	17,92,560	11,80,924	10,26,689
China (exclusive of Hong- kong and Macao) . . . . .	—	—	—	—	—	25,53,615	38,32,576	36,54,597	10,04,078	10,19,010
Japan . . . . .	—	—	—	—	—	97,94,614	45,30,032	65,14,583	17,50,275	12,87,984
Egypt . . . . .	—	—	—	—	—	86,95,570	87,18,027	1,01,13,859	71,57,868	64,59,243
Tripoli . . . . .	—	—	—	—	—	..	..	..	2,788	11,100
Tunis . . . . .	—	—	—	—	—	6,780	13,294	19,847	59,692	5,527
Morocco . . . . .	—	—	—	—	—	2,51,499	3,54,892	5,77,447	1,89,937	1,39,557
Spanish West Africa (includ- ing Fernando Po) . . . . .	—	—	—	—	—	..	..	1,053	..	24,147
French West Africa . . . . .	—	—	—	—	—	46,028	21,807	1,00,190	1,12,337	1,62,479
Belgian Congo . . . . .	—	—	—	—	—	..	..	..	..	17,000
Liberia . . . . .	—	—	—	—	—	..	..	196	..	..
Portuguese West Africa . . . . .	—	—	—	—	—	4,08,528	8,50,254	6,12,055	4,50,152	3,65,007
Portuguese East Africa . . . . .	—	—	—	—	—	53,05,429	62,18,077	54,34,125	39,39,507	34,73,553
Madagascar . . . . .	—	—	—	—	—	6,74,988	5,00,552	8,17,081	4,08,224	2,59,049
Réunion . . . . .	—	—	—	—	—	1,13,813	2,58,098	..	57,748	..
Italian East Africa (Somal- land and Eritrea) . . . . .	—	—	—	—	—	97,006	80,770	29,256	49,371	38,039
French Somaliland] . . . . .	—	—	—	—	—	71,830	74,323	45,796	74,491	50,656
United States of America—										
Vid Atlantic Coast . . . . .	—	—	—	—	—	16,90,33,442	17,58,58,041	16,35,27,806	9,29,03,704	6,04,17,632
" Pacific " . . . . .	—	—	—	—	—	2,47,93,559	2,61,50,006	2,41,68,196	1,72,88,196	92,15,477

GENERAL EXPORTS

INDIAN MERCHANDISE

( 854 )

No. 14—continued

ARTICLES, AND COUNTRIES OF FINAL DESTINATION; ALSO SHARE OF EACH PROVINCE	QUANTITY					VALUE				
	1927-28	1928-29	1929-30	1930-31	1931-32	1927-28	1928-29	1929-30	1930-31	1931-32
<b>Textiles—continued</b>						R	R	R	R	R
<b>Jute—concluded</b>										
<b>MANUFACTURES—concluded</b>										
<b>Total value of jute manu- factures (including Twist and Yarn)—concluded</b>										
Cuba . . . . .	—	—	—	—	—	1,85,31,488	2,17,67,642	1,71,91,688	1,01,80,565	53,13,309
Haiti and St. Domingo . . . . .	—	—	—	—	—	13,89,393	13,31,339	11,11,910	6,78,860	5,58,602
Porto Rico . . . . .	—	—	—	—	—	23,23,203	27,76,185	22,43,394	20,92,884	15,39,558
French West Indies (includ- ing St. Pierre and Miquelon)	—	—	—	—	—	..	..	30,000	3,159	..
Dutch West Indies . . . . .	—	—	—	—	—	1,234	..	13,750	..	4,001
Mexico . . . . .	—	—	—	—	—	69,030	23,975	53,578	57,070	19,640
Guatemala . . . . .	—	—	—	—	—	61,555	65,077	50,320	14,064	45,037
Honduras (not British)	—	—	—	—	—	..	..	..	10,000	..
San Salvador . . . . .	—	—	—	—	—	1,16,363	77,073	1,34,225	52,004	52,081
Nicaragua . . . . .	—	—	—	—	—	1,13,801	2,11,156	1,77,799	72,093	80,870
Costa Rica . . . . .	—	—	—	—	—	61,761	34,940	63,897	47,289	51,325
Colombia . . . . .	—	—	—	—	—	93,270	1,64,321	1,19,280	38,255	3,397
Panama . . . . .	—	—	—	—	—	20,696	18,300	53,285	18,140	50,080
Venezuela . . . . .	—	—	—	—	—	55,625	63,800	18,743	10,250	15,850
Dutch Guiana . . . . .	—	—	—	—	—	37,991	77,746	82,714	26,227	54,654
Brasil . . . . .	—	—	—	—	—	35,700	87,569	38,660	19,545	..
Paraguay . . . . .	—	—	—	—	—	42,350	44,899	84,769	18,774	24,131
Uruguay . . . . .	—	—	—	—	—	32,96,947	31,03,622	29,88,414	22,10,052	11,54,332
Argentine Republic (includ- ing the Atlantic Coast of Patagonia)	—	—	—	—	—	7,15,59,394	7,57,03,367	6,68,69,439	3,30,99,395	1,38,74,902
Chile (including the Pacific Coast of Patagonia)	—	—	—	—	—	1,51,66,623	1,47,17,307	1,25,20,947	46,15,504	5,56,560
Peru . . . . .	—	—	—	—	—	29,76,629	38,99,364	32,43,886	20,40,467	15,16,871
Ecuador . . . . .	—	—	—	—	—	4,37,152	4,12,965	3,91,793	2,48,436	2,20,764
Bolivia . . . . .	—	—	—	—	—	1,01,355	46,037	1,23,358	22,089	1,150
Hawaii . . . . .	—	—	—	—	—	34,52,326	40,62,626	40,01,555	34,20,548	23,80,029
Other Islands in the Pacific.	—	—	—	—	—	18,000	..	3,994	2,958	11,503
<b>TOTAL FOREIGN COUNTRIES</b>	—	—	—	—	—	39,43,32,092	41,43,31,618	37,73,88,368	22,21,21,721	14,03,00,066
<b>Share of Bengal . . . . .</b>	—	—	—	—	—	53,46,33,543	56,81,59,308	51,86,01,597	31,84,59,303	21,86,17,820
" Bombay . . . . .	—	—	—	—	—	9,22,741	3,01,123	6,31,755	4,32,773	5,51,014
" Sind . . . . .	—	—	—	—	—	33,324	67,789	59,074	30,343	50,221
" Madras . . . . .	—	—	—	—	—	1,330	3,494	9,085	20,382	10,444
" Burma . . . . .	—	—	—	—	—	1,785	16,996	11,305	710	3,030
<b>TOTAL</b>	—	—	—	—	—	53,56,42,723	56,90,49,215	51,92,67,860	31,89,44,511	21,92,42,529
<b>Total value of Jute, Raw and Manufactures</b>	—	—	—	—	—	84,22,63,695	89,25,40,753	79,10,05,445	44,77,91,205	33,11,23,152
<b>Rhea, Ramie or China Grass (II. Q)—</b>	Cwts.	Cwts.	Cwts.	Cwts.	Cwts.					
Germany . . . . .	..	..	..	..	..	..	30	..	..	..
<b>Share of Bengal . . . . .</b>	..	..	..	..	..	..	30	..	..	..
<b>Silk—</b>										
<b>Raw (II. O)—</b>	Lbs.	Lbs.	Lbs.	Lbs.	Lbs.					
United Kingdom . . . . .	21,008	53,881	97,639	3,381	..	3,11,599	6,83,209	10,54,277	23,168	..
Asiatic Dependencies . . . . .	9,030	2,260	536	600	50	41,515	9,400	2,450	2,201	300
Bahrain Islands . . . . .	..	185	545	305	475	..	900	4,050	1,670	2,600
<b>TOTAL BRITISH EXPORT</b>	30,038	56,276	98,770	4,286	525	3,53,114	6,93,509	10,60,777	32,039	2,900
France . . . . .	78,491	57,447	10,294	..	1,389	11,36,430	5,61,238	1,48,300	..	9,378
Italy . . . . .	20,776	17,652	39,283	..	2,496	3,11,640	2,21,950	5,19,811	..	15,836
Austria . . . . .	..	..	..	1,134	..	..	..	..	12,717	..
Maskat Territory and Trucial Oman . . . . .	60	38	395	2,130	..	700	390	2,577	19,592	..
Celebes and other Islands . . . . .	1,430	..	..	..	..	17,355	..	..	..	..
Siam . . . . .	27,412	7,099	4,415	18,470	..	2,16,372	33,610	48,468	1,80,342	..



No. 14—continued

ARTICLES, AND COUNTRIES OF FINAL DESTINATION; ALSO SHARE OF EACH PROVINCE	QUANTITY					VALUE				
	1927-28	1928-29	1929-30	1930-31	1931-32	1927-28	1928-29	1929-30	1930-31	1931-32
<b>Textiles—continued</b>										
<b>Silk—continued</b>										
<b>Raw (II. O)—continued</b>	Lbs.	Lbs.	Lbs.	Lbs.	Lbs.	R	R	R	R	R
Italian East Africa (Somal- land and Eritrea)	2,174	950	600	100	750	10,700	4,700	1,600	500	8,000
French Somaliland	2,774	2,118	3,268	..	..	23,000	7,800	11,400	..	..
United States of America— Vid Atlantic Coast	..	1,670	..	..	..	..	20,994	..	..	..
“ Pacific “	..	..	118	..	..	..	..	500	..	..
Other Foreign Countries	742	..	75	36	..	900	..	980	300	..
<b>TOTAL FOREIGN COUNTRIES</b>	<b>133,865</b>	<b>86,974</b>	<b>58,442</b>	<b>21,870</b>	<b>4,685</b>	<b>17,17,106</b>	<b>9,04,872</b>	<b>738,636</b>	<b>2,13,451</b>	<b>28,214</b>
<b>Share of Bengal</b>	..	2,240	..	30	..	..	1,300	..	300	..
“ Bombay	44,092	18,427	9,231	21,300	800	3,11,012	1,11,072	66,898	2,02,634	3,300
“ Sind	119,811	127,683	141,791	4,820	4,360	17,59,208	14,86,009	17,23,072	42,655	27,314
“ Burma	..	..	6,190	..	..	..	..	4,643	..	..
<b>TOTAL</b>	<b>168,908*</b>	<b>149,250*</b>	<b>187,212*</b>	<b>26,156*</b>	<b>5,160*</b>	<b>20,70,220*</b>	<b>15,98,381*</b>	<b>17,94,418*</b>	<b>2,45,489*</b>	<b>31,114*</b>
<b>Chasam or waste (II. O)—</b>	Lbs.	Lbs.	Lbs.	Lbs.	Lbs.					
United Kingdom	41,091	45,842	57,692	28,890	4,235	1,31,985	69,264	95,811	51,783	10,971
Ceylon	..	..	..	10	..	..	..	..	25	..
<b>TOTAL BRITISH EMPIRE</b>	<b>41,091</b>	<b>45,842</b>	<b>57,692</b>	<b>28,900</b>	<b>4,235</b>	<b>1,31,985</b>	<b>69,264</b>	<b>95,811</b>	<b>51,783</b>	<b>10,971</b>
Netherlands	120	..	..	..	..	1,600	..	..	..	..
Belgium	..	44,856	..	..	..	..	32,040	..	..	..
France	611,601	396,764	508,677	314,034	286,175	6,10,609	3,87,147	4,40,402	1,98,281	1,18,868
Italy	217,294	377,409	427,768	166,495	212,046	1,82,313	3,01,932	3,82,088	2,41,956	1,07,980
United States of America— Vid Atlantic Coast	30	29,127	..	..	..	30	56,935	..	..	..
Other Foreign Countries	..	..	..	416	..	..	..	..	400	..
<b>TOTAL FOREIGN COUNTRIES</b>	<b>929,045</b>	<b>848,216</b>	<b>931,445</b>	<b>480,995</b>	<b>498,221</b>	<b>7,94,552</b>	<b>7,27,154</b>	<b>8,22,490</b>	<b>4,40,637</b>	<b>2,21,843</b>
<b>Share of Bengal</b>	184,334	117,266	196,885	145,920	71,997	1,84,223	1,08,110	1,76,860	1,27,069	21,245
“ Bombay	127,410	262,196	215,969	61,935	102,142	1,29,357	2,40,906	1,87,868	1,19,679	33,131
“ Sind	129,227	70,970	205,677	94,456	86,687	3,17,983	1,16,000	3,01,352	1,47,806	88,451
“ Madras	429,165	443,636	369,160	217,684	241,630	2,94,974	3,31,402	2,51,141	97,986	89,987
“ Burma	..	..	1,440	..	..	..	..	1,080	..	..
<b>TOTAL</b>	<b>870,186*</b>	<b>894,058*</b>	<b>989,137*</b>	<b>509,895*</b>	<b>502,456*</b>	<b>9,26,537*</b>	<b>7,96,418*</b>	<b>9,18,301*</b>	<b>4,92,420*</b>	<b>2,32,814*</b>
<b>Cocoons (II. O)—</b>	Lbs.	Lbs.	Lbs.	Lbs.	Lbs.					
United Kingdom	48,250	21,250	39,732	59,250	18,500	64,500	31,875	58,825	88,875	27,750
France	254,328	156,949	70,079	2,240	7,208	5,75,835	3,34,328	89,070	2,000	3,501
Italy	52	1,098	80,486	53,453	1,650	225	900	1,32,140	65,299	698
United States of America— Vid Atlantic Coast	550	12,048	4,260	..	..	823	18,500	6,375	..	..
Other Foreign Countries	300	378	..	..	..	400	500	..	..	..
<b>TOTAL FOREIGN COUNTRIES</b>	<b>255,230</b>	<b>170,473</b>	<b>154,815</b>	<b>55,693</b>	<b>8,856</b>	<b>5,76,785</b>	<b>3,54,228</b>	<b>2,28,485*</b>	<b>67,292</b>	<b>4,199</b>
<b>Share of Bengal</b>	43,800	26,260	101,374	59,260	18,500	65,325	39,375	1,12,246	88,875	27,750
“ Bombay	300	2,464	35,720	8,764	..	400	1,900	35,211	10,192	..
“ Sind	238,906	145,403	44,513	44,689	11,650	5,61,302	3,23,078	1,27,220	55,100	698
“ Madras	16,474	17,606	13,040	2,240	7,206	14,358	20,850	12,630	2,000	3,501
<b>TOTAL</b>	<b>298,460*</b>	<b>191,723*</b>	<b>194,547*</b>	<b>114,943*</b>	<b>27,356*</b>	<b>6,41,285*</b>	<b>3,86,103*</b>	<b>2,87,310*</b>	<b>1,56,167*</b>	<b>31,949*</b>

\*Of these, quantities and values stated below represent the silk of wild worms, namely, tasar, munga, eria, and other wild silk:—

	1927-28	1928-29	1929-30	1930-31	1931-32	1927-28	1928-29	1929-30	1930-31	1931-32
	Lbs.	Lbs.	Lbs.	Lbs.	Lbs.	R	R	R	R	R
Reeled silk	2,142	2,340	300	..	..	2,340	1,300	1,450	..	..
Chasam and waste	268,611	203,649	266,348	114,470	209,825	2,09,423	1,33,072	1,82,067	64,340	78,982
Cocoons	62,364	32,323	74,892	59,250	4,850	78,483	48,125	88,160	88,875	2,101

GENERAL EXPORTS

INDIAN MERCHANDISE

( 856 )

No. 14—continued

ARTICLES, AND COUNTRIES OF FINAL DESTINATION; ALSO SHARE OF EACH PROVINCE	QUANTITY					VALUE				
	1927-28	1928-29	1929-30	1930-31	1931-32	1927-28	1928-29	1929-30	1930-31	1931-32
<b>Textiles—continued</b>										
<b>Silk—continued</b>						R	R	R	R	R
<b>Raw (II. A)—concluded</b>										
<b>Total Silk, Raw—</b>	Lbs.	Lbs.	Lbs.	Lbs.	Lbs.					
United Kingdom . . . . .	105,349	120,973	195,063	91,521	22,735	5,08,084	7,84,348	12,08,913	1,09,801	32,721
Aden and Dependencies . . . . .	9,030	2,230	586	600	50	41,515	9,400	2,650	2,200	800
Bahrain Islands . . . . .	..	135	545	305	475	..	900	4,050	1,670	2,600
Ceylon . . . . .	..	..	..	10	..	..	..	..	25	..
<b>TOTAL BRITISH EMPIRE</b>	<b>114,379</b>	<b>123,368</b>	<b>196,194</b>	<b>92,436</b>	<b>23,260</b>	<b>5,49,599</b>	<b>7,94,648</b>	<b>12,15,413</b>	<b>1,72,696</b>	<b>41,621</b>
Netherlands . . . . .	120	..	..	..	..	1,600	..	..	..	..
Belgium . . . . .	..	44,856	..	..	..	..	32,040	..	..	..
France . . . . .	944,426	611,160	584,050	316,324	294,770	23,22,383	12,32,713	6,78,672	2,00,231	1,26,742
Italy . . . . .	238,422	396,129	547,537	219,948	216,192	4,94,573	5,23,882	10,34,039	9,07,248	1,24,514
Austria . . . . .	..	..	..	1,134	..	..	..	..	12,717	..
Maskat Territory and Trucial Oman . . . . .	60	38	395	2,130	..	700	380	2,577	19,592	..
Celebes and other Islands . . . . .	1,430	..	..	..	..	17,355	..	..	..	..
Siam . . . . .	27,412	7,099	4,415	18,470	..	2,16,372	68,010	48,462	1,80,342	..
Italian East Africa (Somali- land and Eritrea) . . . . .	2,174	950	600	100	750	10,700	4,700	1,600	500	3,000
French Somaliland . . . . .	2,774	2,118	3,268	..	..	23,000	7,300	11,400	..	..
United States of America—										
<i>Via Atlantic Coast</i> . . . . .	580	42,345	4,250	..	..	855	96,129	6,375	..	..
<i>" Pacific "</i> . . . . .	..	..	112	..	..	..	..	500	..	..
Other Foreign Countries . . . . .	742	468	75	452	..	900	500	980	700	..
<b>TOTAL FOREIGN COUNTRIES</b>	<b>1,219,140</b>	<b>1,105,663</b>	<b>1,144,702</b>	<b>558,558</b>	<b>511,712</b>	<b>30,88,443</b>	<b>19,86,254</b>	<b>17,84,611</b>	<b>7,21,380</b>	<b>2,54,250</b>
<b>Share of Bengal</b> . . . . .	<b>228,134</b>	<b>146,746</b>	<b>293,159</b>	<b>205,206</b>	<b>90,497</b>	<b>2,49,548</b>	<b>1,43,785</b>	<b>2,89,705</b>	<b>2,16,244</b>	<b>48,995</b>
<i>" Bombay</i> . . . . .	<b>171,302</b>	<b>278,037</b>	<b>260,920</b>	<b>31,999</b>	<b>102,942</b>	<b>4,40,769</b>	<b>3,53,378</b>	<b>2,89,781</b>	<b>3,32,405</b>	<b>36,431</b>
<i>" Sind</i> . . . . .	<b>437,914</b>	<b>343,956</b>	<b>331,931</b>	<b>143,965</b>	<b>92,697</b>	<b>26,38,393</b>	<b>19,25,937</b>	<b>21,51,644</b>	<b>2,45,461</b>	<b>116,993</b>
<i>" Madras</i> . . . . .	<b>444,639</b>	<b>461,242</b>	<b>332,208</b>	<b>219,324</b>	<b>248,836</b>	<b>3,09,332</b>	<b>3,52,252</b>	<b>2,63,771</b>	<b>99,966</b>	<b>93,488</b>
<i>" Burma</i> . . . . .	..	..	7,630	..	..	..	..	6,723	..	..
<b>TOTAL</b>	<b>1,332,519</b>	<b>1,229,031</b>	<b>1,340,396</b>	<b>650,994</b>	<b>534,972</b>	<b>36,38,042</b>	<b>27,80,902</b>	<b>30,00,024</b>	<b>8,94,076</b>	<b>2,95,877</b>
<b>MANUFACTURES—</b>										
<b>Goods of silk mixed with other materials (III. B)—</b>	Yards	Yards	Yards	Yards	Yards					
Aden and Dependencies . . . . .	..	14,400	9,500	..	9,040	..	13,800	13,600	..	14,200
Maldives . . . . .	7,300	5,000	1,000	..	..	9,950	5,200	2,000	..	..
Ceylon . . . . .	726,262	560,377	225,914	154,553	405	4,23,241	3,95,058	1,16,304	50,813	410
Straits Settlements (in- cluding Labuan) . . . . .	73,009	14,540	6,115	19,637	64	67,400	31,801	10,714	23,933	90
Federated Malay States . . . . .	6,630	3,730	2,414	849	..	7,521	6,020	3,750	1,450	..
Kenya Colony . . . . .	..	..	..	600	..	..	..	..	1,300	..
Mauritius and Dependencies . . . . .	..	..	400	..	..	..	..	4,000	..	..
Fiji Islands . . . . .	304	2,968	3,446	..	224	500	2,560	3,277	..	200
Other British Possessions . . . . .	400	643	..	722	250	500	550	..	660	250
<b>TOTAL BRITISH EMPIRE</b>	<b>813,905</b>	<b>601,663</b>	<b>248,739</b>	<b>176,361</b>	<b>9,933</b>	<b>5,14,112</b>	<b>3,44,939</b>	<b>1,53,645</b>	<b>83,206</b>	<b>16,100</b>
Other Native States in Arabia . . . . .	720	..	300	..	..	1,920	..	500	..	..
Iraq . . . . .	1,200	..	..	..	..	1,500	..	..	..	..
Persia . . . . .	600	480	..	..	..	1,000	600	..	..	..

## No. 14—continued

ARTICLES, AND COUNTRIES OF FINAL DESTINATION; ALSO SHARE OF EACH PROVINCE	QUANTITY					VALUE				
	1927-28	1928-29	1929-30	1930-31	1931-32	1927-28	1928-29	1929-30	1930-31	1931-32
						R	R	R	R	R
<b>Textiles—continued</b>										
<b>Silk—continued</b>										
<b>MANUFACTURES—continued</b>										
<b>Goods of silk mixed with other materials (III. S)— continued</b>	Yards	Yards	Yards	Yards	Yards					
United States of America—										
<i>Via Atlantic Coast</i> . . . . .	6,760	2,980	..	..	2,300	15,150	4,902	..	..	5,260
Other Foreign Countries . . . . .	1,512	..	..	100	485	1,512	..	..	150	1,450
<b>TOTAL FOREIGN COUNTRIES</b>	<b>11,182</b>	<b>3,460</b>	<b>300</b>	<b>100</b>	<b>2,785</b>	<b>21,082</b>	<b>5,592</b>	<b>500</b>	<b>150</b>	<b>6,700</b>
<i>Share of Bengal</i> . . . . .	32,506	19,766	15,126	..	2,300	48,676	26,230	23,416	..	5,250
" <i>Bombay</i> . . . . .	68,232	19,040	13,646	750	9,755	61,294	21,350	21,377	1,470	15,900
" <i>Madras</i> . . . . .	724,203	586,317	220,317	176,711	693	4,24,859	3,03,001	1,09,352	81,686	700
" <i>Burma</i> . . . . .	148	..	..	..	..	365	..	..	..	..
<b>TOTAL</b>	<b>825,087</b>	<b>605,123</b>	<b>249,089</b>	<b>176,461</b>	<b>12,748</b>	<b>5,35,194</b>	<b>3,50,581</b>	<b>1,54,145</b>	<b>83,856</b>	<b>21,860</b>
<b>Piecegoods (III. S)—</b>	Yards	Yards	Yards	Yards	Yards					
United Kingdom . . . . .	9,631	15,246	19,361	3,509	32	15,723	26,354	20,135	5,455	42
Aden and Dependencies . . . . .	800	905	2,800	..	..	800	1,200	4,000	..	..
Ceylon . . . . .	12,547	7,802	11,082	2,638	753	15,800	7,347	13,223	3,308	1,472
Straits Settlements (including Labuan) . . . . .	21,171	4,693	4,455	100	2,795	23,115	7,424	13,738	200	4,260
Federated Malay States . . . . .	1,048	7,501	814	3,620	..	1,370	10,285	2,490	3,500	..
Natal . . . . .	754	700	306	..	..	2,300	1,000	775	..	..
Kenya Colony . . . . .	500	..	..	..	..	2,000	..	..	..	..
New Zealand (including Nauru and Br. Samoa) . . . . .	..	15	..	725	..	..	25	..	2,200	..
Fiji Islands . . . . .	1,052	81	..	180	..	3,151	340	..	225	..
Other British Possessions . . . . .	218	440	..	180	..	436	910	..	200	..
<b>TOTAL BRITISH EMPIRE</b>	<b>47,721</b>	<b>37,373</b>	<b>29,838</b>	<b>10,952</b>	<b>3,560</b>	<b>64,695</b>	<b>54,975</b>	<b>54,961</b>	<b>16,088</b>	<b>5,774</b>
Maskat Territory and Tru- cial Oman . . . . .	600	..	..	..	..	1,500	..	..	..	..
Persia . . . . .	240	..	1,200	..	..	300	..	1,000	..	..
Egypt . . . . .	316	..	100	..	..	1,400	..	500	..	..
Java . . . . .	..	2,400	..	..	..	..	2,600	..	..	..
Italian East Africa (Somal- land and Eritrea) . . . . .	..	350	..	980	200	..	700	..	1,500	800
United States of America—										
<i>Via Atlantic Coast</i> . . . . .	6,990	3,415	1,984	2,250	1,500	14,480	8,726	4,953	3,750	2,500
" <i>Pacific</i> " . . . . .	..	..	4	..	..	..	..	9	..	..
Other Foreign Countries . . . . .	200	66	4	138	96	800	248	12	300	160
<b>TOTAL FOREIGN COUNTRIES</b>	<b>8,346</b>	<b>6,231</b>	<b>3,292</b>	<b>3,348</b>	<b>1,796</b>	<b>18,480</b>	<b>12,274</b>	<b>6,479</b>	<b>5,550</b>	<b>3,400</b>

GENERAL EXPORTS

( 858 )

INDIAN MERCHANDISE

No. 14—continued

ARTICLES, AND COUNTRIES OF FINAL DESTINATION; ALSO SHARE OF EACH PROVINCE	QUANTITY					VALUE				
	1927-28	1928-29	1929-30	1930-31	1931-32	1927-28	1928-29	1929-30	1930-31	1931-32
<b>Textiles—continued</b>						R	R	R	R	R
<b>Silk—continued</b>										
<b>MANUFACTURES—continued</b>	Yards	Yards	Yards	Yards	Yards					
<i>Piece goods (III. S)—continued</i>										
Share of Bengal . . .	21,104	27,091	23,165	9,359	4,260	40,429	45,378	37,713	12,605	6,700
" Bombay . . .	21,376	2,850	4,600	2,133	296	26,930	4,399	6,400	4,425	960
" Madras . . .	13,352	13,682	5,156	2,738	783	14,753	16,372	16,423	3,608	1,517
" Burma . . .	235	281	209	20	37	1,063	1,100	904	100	57
<b>TOTAL</b> . . .	56,097	43,604	33,130	14,300	5,376	83,175	67,249	61,440	20,638	9,284
<i>Thread for sewing (III. S)—Aden and Dependencies . . .</i>	Lbs. 580	Lbs. 1,800	Lbs. 350	Lbs. 1,162	Lbs. 900	2,400	7,050	1,300	4,200	2,400
Other British Possessions . . .	32	..	..	..	400	131	..	..	..	400
<b>TOTAL BRITISH EMPIRE</b> . . .	612	1,800	350	1,162	1,300	2,531	7,050	1,300	4,200	2,800
Native States in Arabia (other than Maskat Territory and Trucial Oman) . . .	..	..	..	80	160	..	..	..	500	500
Italian East Africa (Somaliland and Eritrea) . . .	..	2,300	2,275	525	412	..	8,650	8,100	1,425	850
French Somaliland . . .	..	500	1,000	..	..	..	1,500	3,100	..	..
<b>TOTAL FOREIGN COUNTRIES</b> . . .	..	2,800	3,275	605	512	..	10,150	11,200	1,925	1,850
Share of Bombay . . .	580	4,600	3,625	1,767	1,812	2,400	17,206	12,500	6,125	4,150
" Madras . . .	32	..	..	..	..	131	..	..	..	..
<b>TOTAL</b> . . .	612	4,600	3,625	1,767	1,812	2,531	17,200	12,500	6,125	4,150
<i>Other sorts (III. S)—</i>	Lbs.	Lbs.	Lbs.	Lbs.	Lbs.					
Ceylon . . .	414	..	7	32	7	2,760	..	103	232	60
Other British Possessions . . .	206	55	428	112	505	590	371	1,215	650	1,048
<b>TOTAL BRITISH EMPIRE</b> . . .	620	55	435	144	512	3,370	371	1,318	882	1,108
Germany . . .	100	..	82	..	..	1,050	..	900	..	..
Maskat Territory and Trucial Oman . . .	..	83	100	..	322	..	600	500	..	2,200
Italian East Africa (Somaliland and Eritrea) . . .	..	..	..	450	..	..	..	..	1,200	..
French Somaliland . . .	336	..	..	..	..	2,200	..	..	..	..
Argentine Republic (including the Atlantic Coast of Patagonia) . . .	164	..	..	..	..	3,500	..	..	..	..
Other Foreign Countries . . .	..	..	87	..	..	..	..	662	..	..
<b>TOTAL FOREIGN COUNTRIES</b> . . .	600	83	269	450	322	6,750	600	2,062	1,200	2,200
Share of Bengal . . .	764	..	82	24	..	3,500	..	900	216	..
" Bombay . . .	636	124	601	530	326	3,750	336	2,250	1,700	3,244
" Madras . . .	140	12	..	40	7	2,308	30	..	166	60
" Burma . . .	280	2	21	..	1	62	105	230	..	4
<b>TOTAL</b> . . .	1,220	138	704	594	334	10,120	971	3,880	2,082	3,303
<i>Total value of Silk manufactures—</i>										
United Kingdom . . .	—	—	—	—	—	15,723	26,695	20,960	5,525	290
Aden and Dependencies . . .	—	—	—	—	—	3,700	22,140	19,800	4,700	17,400
Maldives . . .	—	—	—	—	—	9,950	5,200	2,000	..	..
Ceylon . . .	—	—	—	—	—	4,46,952	3,02,405	1,29,880	54,353	1,942
Straits Settlements (including Labuan) . . .	—	—	—	—	—	90,516	29,255	24,552	29,128	4,750
Federated Malay States . . .	—	—	—	—	—	8,891	16,305	6,240	4,950	..
Natal . . .	—	—	—	—	—	2,300	550	775	590	..

No. 14—continued

ARTICLES, AND COUNTRIES OF FINAL DESTINATION; ALSO SHARE OF EACH PROVINCE	QUANTITY					VALUE				
	1927-28	1928-29	1929-30	1930-31	1931-32	1927-28	1928-29	1929-30	1930-31	1931-32
<b>Textiles—continued</b>										
<b>Silk—concluded</b>						R	R	R	R	R
<b>MANUFACTURES—concluded</b>										
<b>Total value of Silk manu- factures—continued</b>										
Kenya Colony . . . . .	—	—	—	—	—	2,560	..	..	1,800	..
Zanzibar and Pemba . . . . .	—	—	—	—	—	..	1,000	..	150	..
Mauritius and Dependencies . . . . .	—	—	—	—	—	420	910	4,000	..	..
New Zealand (including Nauru and Dr. Samoa). . . . .	—	—	—	—	—	..	25	..	2,200	..
Fiji Islands . . . . .	—	—	—	—	—	8,651	2,900	3,277	225	200
Other British Possessions . . . . .	—	—	—	—	—	106	..	..	200	250
<b>TOTAL BRITISH EMPIRE</b>	—	—	—	—	—	<b>5,84,708</b>	<b>4,07,385</b>	<b>2,11,224</b>	<b>1,03,876</b>	<b>24,832</b>
Germany . . . . .	—	—	—	—	—	1,050	..	900	..	..
Maskat Territory and Tru- cial Oman . . . . .	—	—	—	—	—	1,500	600	500	..	2,200
Other Native States in Arabia . . . . .	—	—	—	—	—	1,920	..	500	500	.. 500
Iraq . . . . .	—	—	—	—	—	1,500	..	75	..	..
Persia . . . . .	—	—	—	—	—	1,300	600	1,000	..	..
Java . . . . .	—	—	—	—	—	712	2,600	..	..	..
Egypt . . . . .	—	—	—	—	—	1,400	..	500	..	..
Italian East Africa (Somaliland and Eritrea) . . . . .	—	—	—	—	—	..	9,350	8,100	4,125	2,450
French Somaliland . . . . .	—	—	—	—	—	2,200	1,500	3,100	..	..
United States of America— Vid Atlantic Coast . . . . .	—	—	—	—	—	29,630	18,718	5,045	3,750	7,750
“ Pacific “ . . . . .	—	—	—	—	—	..	..	9	..	..
Argentine Republic (including the Atlantic Coast of Pata- gonia) . . . . .	—	—	—	—	—	3,500	..	..	..	..
Other Foreign Countries . . . . .	—	—	—	—	—	1,600	248	512	450	810
<b>TOTAL FOREIGN COUNTRIES</b>	—	—	—	—	—	<b>46,312</b>	<b>28,616</b>	<b>20,241</b>	<b>8,825</b>	<b>13,710</b>
Share of Bengal . . . . .	—	—	—	—	—	92,605	71,608	62,029	12,321	11,950
“ Bombay . . . . .	—	—	—	—	—	94,374	43,785	42,527	13,920	24,254
“ Madras . . . . .	—	—	—	—	—	4,42,551	3,19,403	1,25,775	85,360	2,277
“ Burma . . . . .	—	—	—	—	—	1,490	1,205	1,134	100	61
<b>TOTAL</b>	—	—	—	—	—	<b>6,31,020</b>	<b>4,86,001</b>	<b>2,81,465</b>	<b>1,12,201</b>	<b>38,542</b>
<b>Total value of Silk, Raw and Manufactures</b>	—	—	—	—	—	<b>42,09,062</b>	<b>32,16,903</b>	<b>32,31,499</b>	<b>10,06,277</b>	<b>3,34,419</b>
<b>Wool— Raw (II. P)—</b>	Lbs.	Lbs.	Lbs.	Lbs.	Lbs.					
United Kingdom . . . . .	43,847,056	45,554,957	40,094,790	26,669,278	35,340,350	3,81,23,490	3,94,05,190	3,52,28,469	2,27,35,471	2,49,54,265
Ceylon . . . . .	..	..	2,860	..	..	..	..	2,600	..	..
Canada— Vid Atlantic Coast . . . . .	..	..	6,008	..	..	..	..	19,871	..	..
New South Wales . . . . .	..	..	13,164	..	..	..	..	15,878	..	..
Australian Commonwealth (Total) . . . . .	..	..	13,164	..	..	..	..	15,878	..	..
New Zealand . . . . .	..	..	11,825	..	..	..	..	18,792	..	..
Other British Possessions . . . . .	..	..	1,338	..	..	..	..	1,625	..	..
<b>TOTAL BRITISH EMPIRE</b>	<b>43,847,056</b>	<b>45,554,957</b>	<b>40,129,985</b>	<b>26,669,278</b>	<b>35,340,350</b>	<b>3,81,23,490</b>	<b>3,94,05,190</b>	<b>3,52,28,090</b>	<b>2,27,35,471</b>	<b>2,49,54,265</b>
Germany . . . . .	95,105	359,398	166,218	817,838	248,830	69,799	1,91,770	1,56,770	2,45,762	1,42,325
Netherlands . . . . .	5,376	18,144	2,352	11,010	1,554	2,520	5,700	1,050	8,989	800
Belgium . . . . .	756,770	1,908,954	795,648	976,818	496,327	6,20,001	16,66,283	7,36,729	6,22,166	2,32,338
France . . . . .	146,655	413,385	363,524	114,638	248,974	1,18,262	3,29,642	1,96,058	1,01,500	1,28,668
Spain . . . . .	..	..	1,008	..	..	..	..	1,008	..	..
Italy . . . . .	67,038	83,540	56,351	91,167	14,896	59,326	24,987	44,590	48,885	8,666
Syria . . . . .	..	4,230	56,200	14,832	3,534	..	1,030	20,420	4,400	1,900
Smyrna . . . . .	..	..	1,344	..	..	..	..	4,437	..	..
Maskat Territory and Tracial Oman . . . . .	..	1,904	..	..	..	..	1,360	..	..	..
Japan . . . . .	507	10,080	..	672	336	133	9,300	..	300	..
Egypt . . . . .	..	120	..	..	..	..	90	..	..	100
Portuguese East Africa . . . . .	..	..	480	..	42,401	..	..	1,200	..	25,230
United States of America— Vid Atlantic Coast . . . . .	5,247,335	8,118,976	8,792,110	2,236,083	4,866,325	46,04,378	72,18,451	77,78,150	13,75,836	22,30,238
“ Pacific “ . . . . .	..	..	1,248	..	1,580	..	..	4,046	..	80
Other foreign countries . . . . .	..	..	..	..	..	..	..	..	..	..
<b>TOTAL FOREIGN COUNTRIES</b>	<b>6,318,836</b>	<b>10,669,176</b>	<b>10,236,478</b>	<b>8,818,103</b>	<b>5,924,807</b>	<b>54,74,919</b>	<b>94,48,463</b>	<b>89,34,453</b>	<b>24,08,138</b>	<b>27,70,345</b>
Share of Bengal . . . . .	429,395	712,133	746,783	251,926	322,632	3,74,525	3,79,630	7,26,322	1,21,389	2,93,939
“ Bombay . . . . .	19,421,487	23,374,819	22,928,672	12,676,387	16,763,250	1,71,35,237	2,04,30,359	2,03,53,425	1,05,25,869	94,37,032
“ Madras . . . . .	30,005,055	31,732,418	35,734,015	17,115,375	23,335,008	2,60,96,900	2,78,83,569	2,29,13,514	1,43,95,447	1,79,16,685
“ Burma . . . . .	10,693	55	11,267	54,600	50,400	12,240	570	4,727	21,330	10,900
<b>TOTAL</b>	<b>50,765,892</b>	<b>56,424,183</b>	<b>50,866,468</b>	<b>30,482,376</b>	<b>41,265,157</b>	<b>4,36,03,409</b>	<b>4,88,53,653</b>	<b>4,42,21,543</b>	<b>2,51,43,609</b>	<b>2,77,24,610</b>

GENERAL EXPORTS

INDIAN MERCHANDISE

( 860 )

No. 14—continued

ARTICLES, AND COUNTRIES OF FINAL DESTINATION; ALSO SHARE OF EACH PROVINCE	QUANTITY					VALUE				
	1927-28	1928-29	1929-30	1930-31	1931-32	1927-28	1928-29	1929-30	1930-31	1931-32
	Lbs.	Lbs.	Lbs.	Lbs.	Lbs.	R	R	R	R	R
<b>Textiles—continued</b>										
<b>Wool—continued</b>										
<b>MANUFACTURES—</b>										
<b>Carpets and Rugs (III. T)—</b>										
United Kingdom . . . . .	3,151,601	2,886,866	2,603,232	2,718,770	3,537,199	47,86,257	46,17,420	33,24,915	33,23,535	40,62,194
Gibraltar . . . . .	1,008	448	..	..	896	2,000	750	..	..	1,800
Aden and Dependences . . . . .	408	..	575	5	400	1,060	..	2,000	18	800
Ceylon . . . . .	335,076	367,033	419,279	339,168	443,338	1,90,800	1,01,855	2,00,200	1,48,186	1,77,524
Straits Settlements (including Labuan) . . . . .	19,447	22,316	24,984	8,861	19,992	28,527	22,981	24,541	9,425	13,920
Federated Malay States . . . . .	5,786	8,930	7,034	5,558	4,612	7,667	7,309	6,869	7,218	5,930
Hongkong . . . . .	1,247	90	..	..	..	1,832	135	..	..	..
Cape of Good Hope . . . . .	11,890	4,230	6,320	1,504	2,340	13,168	7,229	12,028	3,080	5,450
Natal . . . . .	34,353	32,116	19,040	16,463	19,145	52,116	54,960	29,722	19,519	19,225
Kenya Colony . . . . .	2,110	2,706	1,596	2,204	308	4,431	7,440	1,332	3,312	1,034
Tanganyika Territory . . . . .	728	..	77	..	30	1,125	..	2,800	..	15
British West India Islands . . . . .	..	223	400	..	443	..	450	350	..	1,077
<b>Canada—</b>										
Vtd Atlantic Coast . . . . .	42,673	51,918	56,796	84,764	47,531	1,34,530	1,34,036	2,15,260	2,79,051	1,11,138
" Pacific " . . . . .	6,157	9,774	3,339	7,357	3,393	15,772	26,983	6,355	16,135	6,304
Western Australia . . . . .	..	1,163	76	13	..	..	1,325	375	40	..
South Australia (including Northern Territory) . . . . .	..	552	1,410	1,136	..	..	394	1,738	1,461	..
Victoria . . . . .	11,012	12,325	15,746	5,264	2,352	19,182	23,063	27,687	9,113	3,182
Tasmania . . . . .	..	..	..	..	125	..	..	..	..	125
New South Wales . . . . .	78,781	43,372	86,994	12,851	15,186	1,36,704	75,723	1,23,683	21,830	16,440
<i>Australian Commonwealth (Total)</i> . . . . .	<i>89,793</i>	<i>57,412</i>	<i>104,226</i>	<i>19,264</i>	<i>17,603</i>	<i>1,56,556</i>	<i>99,505</i>	<i>1,53,483</i>	<i>32,444</i>	<i>19,747</i>
New Zealand (including Nauru and Br. Samoa) . . . . .	10,948	13,285	12,865	11,992	7,303	17,353	16,538	19,496	19,752	9,198
Other British Possessions . . . . .	50	970	..	372	224	150	1,420	..	560	150
<b>TOTAL BRITISH EMPIRE</b>	<b>3,763,775</b>	<b>3,457,827</b>	<b>3,260,313</b>	<b>3,216,232</b>	<b>4,098,868</b>	<b>54,22,433</b>	<b>51,87,120</b>	<b>44,99,360</b>	<b>43,67,680</b>	<b>44,39,506</b>
<b>Russia—</b>										
Northern Russia . . . . .	..	..	905	..	..	..	..	5,389	..	..
Sweden . . . . .	606	2,784	..	770	792	1,020	3,266	..	1,053	3,972
Norway . . . . .	8,717	5,550	..	..	2,148	17,151	3,260	..	..	2,812
Denmark . . . . .	10,290	..	3,136	..	..	12,033	..	3,271	..	..
Germany . . . . .	1,265	1,869	1,905	7,106	9,074	10,350	9,147	6,574	18,330	7,659
Netherlands . . . . .	1,531	224	6,238	10,480	4,732	5,300	600	6,130	11,159	7,361
Belgium . . . . .	480	3,695	810	746	4,136	1,800	16,390	1,160	1,640	6,278
France . . . . .	2,572	6,964	23,196	7,775	3,539	15,049	19,623	34,233	11,708	6,582
Switzerland . . . . .	1,046	1,782	1,747	2,449	1,052	7,639	6,406	9,595	11,520	3,240
Italy . . . . .	1,056	2,142	7,732	3,918	2,612	3,715	3,755	13,619	12,362	4,971
Austria . . . . .	260	..	4,241	..	..	1,125	..	11,333	..	..
Greece . . . . .	680	6,146	360	1,093	..	1,399	12,511	996	4,630	..
Turkey, European . . . . .	4,480	..	6,020	1,422	2,904	15,759	..	31,279	11,200	19,815

No. 14—continued

ARTICLES, AND COUNTRIES OF FINAL DESTINATION; ALSO SHARE OF EACH PROVINCE	QUANTITY					VALUE				
	1927-28	1928-29	1929-30	1930-31	1931-32	1927-28	1928-29	1929-30	1930-31	1931-32
<b>Textiles—continued</b>						R	R	R	R	R
<b>Wool—continued</b>										
<b>MANUFACTURES—continued</b>										
<b>Carpets and Rugs ( III. T )</b> —continued	Lbs.	Lbs.	Lbs.	Lbs.	Lbs.					
Syria . . . . .	..	..	5,712	..	..	..	..	5,384	..	..
Iraq . . . . .	1,532	224	328	224	512	4,500	463	380	386	2,651
Sumatra . . . . .	5,300	2,650	3,068	4,500	4,050	5,330	2,850	3,385	4,425	4,070
Java . . . . .	104,142	92,301	115,123	109,127	74,363	1,17,037	91,700	1,11,069	1,05,815	69,656
Celebes and other Islands . . . . .	2,400	..	1,500	2,500	1,592	2,400	..	1,500	2,500	2,100
Slam . . . . .	280	1,610	747	502	20	1,100	2,800	1,265	3,419	32
Indo-China (including Cochin- China, Cambodia, Annam, Tonkin and French leased territories in China)	3,168	..	..	..	..	8,325	..	..	..	..
Philippine Islands and Guam	1,559	645	2,324	20	..	8,050	1,706	6,085	100	..
China (exclusive of Hong- kong and Macao) . . . . .	307	112	896	..	18	1,484	999	1,462	..	59
Japan . . . . .	..	6,400	..	..	..	..	43,636	..	..	..
Egypt . . . . .	38,413	27,714	21,761	1,806	364	84,325	57,052	30,384	3,365	670
Portuguese East Africa . . . . .	3,177	7,152	2,603	2,012	1,339	6,240	7,183	3,540	2,234	2,875
Italian East Africa (Somali- land and Eritrea) . . . . .	60	150	1,440	..	..	250	300	2,000	..	..
United States of America—										
Via Atlantic Coast . . . . .	1,128,403	1,464,868	1,052,809	757,123	476,328	38,32,479	38,19,336	35,08,761	19,83,902	10,03,348
" Pacific " . . . . .	27,807	35,329	74,486	83,074	77,416	71,763	50,099	94,059	1,08,341	84,062
Cuba . . . . .	..	..	164	..	..	..	..	1,735	..	..
Mexico . . . . .	..	614	..	..	..	..	3,288	..	..	..
Panama . . . . .	..	850	1,550	..	..	..	2,400	3,000	..	..
Brazil . . . . .	84	..	..	..	..	1,050	..	..	..	..
Argentine Republic (including the Atlantic Coast of Pata- gonia) . . . . .	14,168	33,362	33,034	18,592	..	21,080	58,683	51,499	38,477	..
Hawaii . . . . .	560	360	..	..	..	1,015	700	..	..	..
Other Foreign Countries . . . . .	998	604	1,069	..	800	2,015	1,468	1,707	..	800
<b>TOTAL FOREIGN COUNTRIES</b>	<b>1,865,385</b>	<b>1,707,101</b>	<b>1,875,409</b>	<b>1,015,244</b>	<b>667,929</b>	<b>37,61,314</b>	<b>42,34,930</b>	<b>40,02,185</b>	<b>23,36,621</b>	<b>12,38,004</b>
Share of Bengal . . . . .	2,395,444	2,654,339	2,523,465	2,554,042	3,359,668	44,31,892	41,47,429	34,85,365	35,51,097	33,65,304
" Bombay . . . . .	986,628	1,116,335	781,319	442,639	138,001	37,72,728	42,82,425	36,66,272	78,80,316	7,17,606
" Sind . . . . .	21,498	20,283	103,973	227,962	208,306	73,130	67,309	3,69,663	5,36,926	4,21,798
" Madras . . . . .	1,224,457	1,372,303	1,221,391	1,006,189	1,009,630	8,95,704	9,22,274	9,87,998	7,32,403	6,63,525
" Burma . . . . .	1,133	668	574	703	1,292	5,798	2,022	3,747	3,059	4,374
<b>TOTAL</b>	<b>5,120,160</b>	<b>5,164,928</b>	<b>4,635,722</b>	<b>4,231,526</b>	<b>4,706,797</b>	<b>91,34,247</b>	<b>94,22,050</b>	<b>85,02,045</b>	<b>67,04,861</b>	<b>56,72,610</b>
<b>Piece-goods ( III. T )—</b>	Yards	Yards	Yards	Yards	Yards					
United Kingdom . . . . .	566	4,309	449	120	..	1,459	5,000	940	600	..
Straits Settlements (including Labuan) . . . . .	600	..	..	200	..	2,540	..	..	250	..
Other British Possessions . . . . .	1,806	77	100	394	789	1,927	134	600	536	725
<b>TOTAL BRITISH EMPIRE</b>	<b>2,472</b>	<b>4,386</b>	<b>549</b>	<b>704</b>	<b>789</b>	<b>5,926</b>	<b>5,134</b>	<b>1,540</b>	<b>1,086</b>	<b>725</b>

GENERAL EXPORTS

INDIAN MERCHANDISE

( 862 )

No. 14—continued

ARTICLES, AND COUNTRIES OF FINAL DESTINATION; ALSO SHARE OF EACH PROVINCE	QUANTITY					VALUE				
	1927-28	1928-29	1929-30	1930-31	1931-32	1927-28	1928-29	1929-30	1930-31	1931-32
<i>Textiles—continued</i>						R	R	R	R	R
<i>Wool—continued</i>										
<i>MANUFACTURES—continued</i>										
<i>Piece-goods (III.T)—continued</i>										
Native States in Arabia other than Maskat Territory and Trucial Oman	Yards	Yards	Yards	Yards	Yards					
Iraq	450	90	700	45	4	2,500	332	2,582	125	21
Paris		512		1,040			2,120		1,110	
Macao	414					3,175				
Egypt		947					4,650			
United States of America— Via Atlantic Coast	4,186	1,207	2,056			4,956	2,069	4,372		
" Pacific "	10,715	1,443		4,322	2,220	17,185	5,850		12,230	6,398
Panama	377	120				1,100	200			
Hawaii	570	184				1,400	250			
Other Foreign Countries	150	249		183	25	500	250		1,344	71
TOTAL FOREIGN COUNTRIES	16,862	7,946	2,756	5,595	2,240	30,816	17,980	6,054	14,824	6,497
Share of Bengal	921	27		4,743	3,220	3,001	29		14,621	6,398
" Bombay	18,402	12,305	3,305	1,593	638	33,726	22,935	3,494	2,246	581
" Sind					25					75
" Madras				23	155				44	182
" Burma	10					25				
TOTAL	19,334	12,332	3,305	6,299	3,038	36,742	23,014	3,494	16,810	7,223
<i>Shawls (III. T)—</i>	No.	No.	No.	No.	No.					
United Kingdom		16	2	2	3		538	102	2,000	2,030
Aden and Dependencies					1,050					5,900
Bahrain Islands			600					2,500		
Ceylon	7	200	1,196	5,989	212	80	600	2,758	3,422	556
Straits Settlements (including Labuan)	266	1,085	160	400	1	520	2,830	700	1,400	10
Other British Possessions	73	6			152	550	30			375
TOTAL BRITISH EMPIRE	346	1,257	1,958	6,391	1,418	1,150	4,048	6,060	11,822	9,071
Maskat Territory and Trucial Oman		400	933	600	200		1,200	7,000	3,500	1,500
Other Native States in Arabia	222	50	200	1,162	260	1,700	400	2,400	7,385	2,000
Java	864		500			2,000		1,030		
United States of America— Via Atlantic Coast		5	2	2			139	400	800	
" Pacific "					30,379					45,067
Other Foreign Countries	2		50			130		100		
TOTAL FOREIGN COUNTRIES	1,088	455	1,735	1,764	30,839	3,830	1,739	10,930	11,685	49,167
Share of Bengal	129	55	2		30,481	980	639	400		46,117
" Bombay	1,300	1,647	2,735	2,166	1,662	3,840	5,163	15,402	15,985	11,775
" Sind	2					130				
" Madras	3	10	908	5,989	20	30	35	1,188	3,408	343
" Burma					94				14	
TOTAL	1,484	1,712	3,698	8,155	32,257	4,930	5,837	16,990	23,507	58,238
<i>Other sorts (III. T)—</i>	Lbs.	Lbs.	Lbs.	Lbs.	Lbs.					
United Kingdom	56,044	96,959	79,952	18,416	123,442	52,622	67,560	48,531	13,231	25,163
Aden and Dependencies	112		600	10	540	250		1,000	20	500
Ceylon	6,022	1,625	13,330	26,978	64,932	4,973	746	4,692	10,508	23,564
Straits Settlements (including Labuan)	390	36	1,956	1,008	902	1,462	27	3,185	1,250	3,310
Hongkong	1,008	249	371		723	3,011	1,250	1,000		704
Tanganyika Territory	1,800	500				2,750	750			
Kenya Colony	4,468	5,406	7,825	4,256	839	47,425	11,935	10,060	4,975	1,937
Canada— Via Atlantic Coast	1,904	960	3,658	284	1,894	8,622	1,855	10,925	428	5,658
" Pacific "	3,378	1,435	2,459	729	670	7,816	4,267	5,198	2,005	1,712
Fiji Islands	4,144	3,149	1,344			4,370	3,900	1,750		
Other British Possessions	746	1,693	1,800	838	1,180	1,708	2,000	2,070	1,462	1,090
TOTAL BRITISH EMPIRE	80,016	111,012	113,295	52,514	200,122	95,069	95,280	83,901	33,870	64,547



No. 14—continued

ARTICLES, AND COUNTRIES OF FINAL DESTINATION; ALSO SHARE OF EACH PROVINCE	QUANTITY					VALUE				
	1927-28	1928-29	1929-30	1930-31	1931-32	1927-28	1928-29	1929-30	1930-31	1931-32
	Lbs.	Lbs.	Lbs.	Lbs.	Lbs.	R	R	R	R	R
<b>Textiles—continued</b>										
<b>Wool—continued</b>										
<b>MANUFACTURES—continued</b>										
<b>Other sorts (III. T)—continued</b>										
Italy . . . . .	..	10,860	..	..	2,112	..	1,280	..	..	3,228
Syria . . . . .	..	..	..	252	..	..	..	..	1,875	..
Other Native States in Arabia . . . . .	400	..	160	..	..	1,000	..	400	..	..
Iraq . . . . .	11,274	12,880	15,545	398	16	28,878	11,475	23,445	1,050	48
Persia . . . . .	374	5,792	4,914	..	..	280	14,445	10,527	..	..
Philippine Islands and Guam China (exclusive of Hong- kong and Macao) . . . . .	1,284 2,384	3,272 86,163	1,367 56	1,312 ..	1,508 112	2,100 7,121	5,988 1,65,831	2,970 100	2,050 ..	2,200 160
United States of America— V4 Atlantic Coast . . . . .	101,090	136,508	223,262	170,937	62,766	2,28,537	2,56,988	3,51,209	3,17,811	97,017
" Pacific " . . . . .	61,574	102,389	56,136	89,528	24,308	1,47,349	2,06,722	99,561	67,907	40,303
Hayti and St. Domingo . . . . .	..	896	..	..	..	..	2,457	..	..	..
Panama . . . . .	540	725	2,579	974	1,008	1,400	1,800	5,612	1,700	1,900
Argentine Republic (in- cluding the Atlantic Coast of Patagonia) . . . . .	143	..	18,026	..	..	485	..	17,957	..	..
Hawaii . . . . .	450	672	1,344	1,232	..	900	3,020	2,000	2,150	..
Other Foreign Countries . . . . .	2,659	977	1,572	1,122	1,587	1,680	1,034	2,430	2,888	1,436
<b>TOTAL FOREIGN COUNTRIES</b>	<b>182,072</b>	<b>361,187</b>	<b>325,551</b>	<b>265,748</b>	<b>93,493</b>	<b>4,12,210</b>	<b>6,71,630</b>	<b>5,16,801</b>	<b>3,97,521</b>	<b>146,337</b>
<b>Share of Bengal . . . . .</b>	<b>97,181</b>	<b>205,494</b>	<b>157,639</b>	<b>138,664</b>	<b>71,729</b>	<b>2,21,916</b>	<b>3,58,539</b>	<b>2,71,080</b>	<b>1,43,873</b>	<b>1,04,089</b>
" Bombay . . . . .	<b>139,434</b>	<b>236,064</b>	<b>230,476</b>	<b>137,373</b>	<b>37,812</b>	<b>2,74,590</b>	<b>4,00,917</b>	<b>3,24,179</b>	<b>2,72,189</b>	<b>63,673</b>
" Sind . . . . .	..	..	100	..	..	..	..	260	..	..
" Madras . . . . .	<b>19,120</b>	<b>7,261</b>	<b>13,020</b>	<b>28,822</b>	<b>72,584</b>	<b>10,053</b>	<b>3,573</b>	<b>4,201</b>	<b>11,025</b>	<b>29,151</b>
" Burma . . . . .	<b>6,253</b>	<b>24,330</b>	<b>37,622</b>	<b>13,343</b>	<b>111,450</b>	<b>1,660</b>	<b>3,881</b>	<b>6,402</b>	<b>9,310</b>	<b>13,931</b>
<b>TOTAL</b>	<b>262,038</b>	<b>478,149</b>	<b>438,856</b>	<b>318,262</b>	<b>293,555</b>	<b>5,08,219</b>	<b>7,60,910</b>	<b>6,05,202</b>	<b>4,36,400</b>	<b>2,10,884</b>
<b>Total value of Woollen manufactures—</b>										
United Kingdom . . . . .	—	—	—	—	—	48,40,338	46,90,518	38,74,488	38,49,868	40,89,337
Gibraltar . . . . .	—	—	—	—	—	3,300	750	..	..	1,800
Aden and Dependencies . . . . .	—	—	—	—	—	1,310	..	3,000	78	6,749
Bahrain Islands . . . . .	—	—	—	—	—	..	..	2,500	..	..
Ceylon . . . . .	—	—	—	—	—	2,05,852	1,92,896	2,07,659	1,67,516	2,01,821
Straits Settlements (including Labuan) . . . . .	—	—	—	—	—	33,049	24,838	28,378	12,925	22,249
Federated Malay States . . . . .	—	—	—	—	—	7,677	8,039	6,944	7,818	6,528
Hongkong . . . . .	—	—	—	—	—	4,898	1,885	1,000	..	754
Cape of Good Hope . . . . .	—	—	—	—	—	18,168	7,229	12,028	3,080	5,450
Natal . . . . .	—	—	—	—	—	53,356	55,914	29,702	19,319	10,575
Kenya Colony . . . . .	—	—	—	—	—	11,856	19,414	12,432	8,387	3,596
Tanganyika Territory . . . . .	—	—	—	—	—	3,875	1,600	3,400	..	..
Canada—										
V4 Atlantic Coast . . . . .	—	—	—	—	—	1,43,152	1,35,891	2,26,185	2,79,479	1,16,796
" Pacific " . . . . .	—	—	—	—	—	23,588	30,350	11,558	18,140	8,016
British West India Islands . . . . .	—	—	—	—	—	..	888	950	200	1,127
Western Australia . . . . .	—	—	—	—	—	45	1,325	375	40	..
South Australia (including Northern Territory) . . . . .	—	—	—	—	—	860	894	2,083	1,461	..
Victoria . . . . .	—	—	—	—	—	20,062	22,068	23,417	9,118	3,686
Tasmania . . . . .	—	—	—	—	—	..	..	75	..	125
New South Wales . . . . .	—	—	—	—	—	1,36,704	76,123	1,23,683	21,830	16,440
Queensland . . . . .	—	—	—	—	—	..	210	..	..	..
<b>Australian Commonwealth (Total)</b> . . . . .						<b>1,57,171</b>	<b>1,09,116</b>	<b>1,54,638</b>	<b>32,444</b>	<b>20,251</b>
New Zealand (including Nauru and Br. Samoa) . . . . .	—	—	—	—	—	17,536	16,798	19,496	20,464	9,486
Fiji Islands . . . . .	—	—	—	—	—	4,747	4,049	1,750	91	400
Other British Possessions . . . . .	—	—	—	—	—	650	950	200	1,110	365
						<b>55,24,618</b>	<b>52,91,682</b>	<b>45,96,361</b>	<b>44,20,367</b>	<b>45,18,850</b>

GENERAL EXPORTS

( 864 )

INDIAN MERCHANDISE

No. 14—continued

ARTICLES, AND COUNTRIES OF FINAL DESTINATION; ALSO SHARE OF EACH PROVINCE	QUANTITY					VALUE				
	1927-28	1928-29	1929-30	1930-31	1931-32	1927-28	1928-29	1929-30	1930-31	1931-32
<b>Textiles—continued</b>										
<b>Wool—concluded</b>										
<b>MANUFACTURES—concluded</b>										
<b>Total value of Woollen</b>										
<b>manufactures—continued</b>										
<b>Russia—</b>										
Northern Russia . . . . .	—	—	—	—	—	..	..	5,389	..	..
Sweden . . . . .	—	—	—	—	—	1,020	8,266	..	2,283	8,972
Norway . . . . .	—	—	—	—	—	17,151	8,200	..	..	2,812
Denmark . . . . .	—	—	—	—	—	12,033	..	3,271	..	..
Germany . . . . .	—	—	—	—	—	10,480	9,147	6,574	18,494	7,756
Netherlands . . . . .	—	—	—	—	—	5,600	600	6,156	11,159	7,301
Belgium . . . . .	—	—	—	—	—	1,900	16,891	1,160	1,640	6,278
France . . . . .	—	—	—	—	—	15,049	20,050	84,238	11,733	6,072
Switzerland . . . . .	—	—	—	—	—	7,639	6,406	9,695	11,520	3,240
Italy . . . . .	—	—	—	—	—	3,715	9,985	13,619	12,362	8,194
Austria . . . . .	—	—	—	—	—	1,125	..	11,833	..	..
Greece . . . . .	—	—	—	—	—	1,390	12,501	996	4,680	..
Turkey, European . . . . .	—	—	—	—	—	15,750	24	31,279	11,200	19,315
Syria . . . . .	—	—	—	—	—	750	..	5,384	1,375	..
Maskat Territory and Trucial Oman . . . . .	—	—	—	—	—	200	1,650	7,250	4,050	1,800
Other Native States in Arabia	—	—	—	—	—	3,185	1,650	2,900	7,385	2,000
Iraq . . . . .	—	—	—	—	—	33,968	12,270	26,507	1,561	2,723
Persia . . . . .	—	—	—	—	—	260	17,454	10,617	1,119	..
Sumatra . . . . .	—	—	—	—	—	5,330	2,350	4,332	4,425	4,070
Java . . . . .	—	—	—	—	—	1,19,037	92,010	1,12,449	1,06,115	69,656
Celebes and other Islands .	—	—	—	—	—	2,400	..	1,500	2,500	2,100
Siam . . . . .	—	—	—	—	—	1,100	2,800	1,285	3,419	152
Indo-China (including Cochin-China, Cambodia, Annam, Tonkin and French leased territories in China).	—	—	—	—	—	8,325	..	..	..	..
Philippine Islands and Guam	—	—	—	—	—	10,650	7,930	9,035	2,150	2,200
Macao . . . . .	—	—	—	—	—	3,175	..	..	..	..
China (exclusive of Hong- kong and Macao) . . . . .	—	—	—	—	—	8,605	1,66,830	1,562	1,344	210
Japan . . . . .	—	—	—	—	—	..	43,936	..	7	75
Egypt . . . . .	—	—	—	—	—	85,075	61,702	30,664	3,365	670
Portuguese East Africa . . . . .	—	—	—	—	—	6,240	7,633	4,040	2,331	3,431
Italian East Africa (Somal- land and Eritrea) . . . . .	—	—	—	—	—	250	300	2,000	..	..
United States of America—										
Vid Atlantic Coast . . . . .	—	—	—	—	—	35,60,972	40,70,477	38,64,832	23,02,513	11,00,365
" Pacific " . . . . .	—	—	—	—	—	2,36,797	2,62,671	1,93,320	1,33,574	1,76,430
Cuba . . . . .	—	—	—	—	—	..	..	1,735	..	..
Haiti and St. Domingo . . . . .	—	—	—	—	—	..	2,457	..	..	..
Mexico . . . . .	—	—	—	—	—	..	3,238	..	..	..
Panama . . . . .	—	—	—	—	—	2,500	4,400	3,612	1,700	1,000
Brazil . . . . .	—	—	—	—	—	1,050	..	..	..	..
Argentine Republic (including the Atlantic Coast of Patagonia) . . . . .	—	—	—	—	—	21,565	53,833	69,456	38,477	..
Hawaii . . . . .	—	—	—	—	—	3,315	3,970	2,000	2,150	..
Other Foreign Countries . . . . .	—	—	—	—	—	1,710	618	2,000	120	1,070
<b>TOTAL FOREIGN COUNTRIES</b>						<b>42,09,670</b>	<b>49,26,229</b>	<b>45,36,370</b>	<b>27,60,651</b>	<b>14,35,005</b>
<b>Share of Bengal</b>										
" Bombay . . . . .	—	—	—	—	—	46,67,739	45,06,577	37,66,345	37,09,491	40,21,808
" Sind . . . . .	—	—	—	—	—	40,34,374	47,11,490	40,04,317	21,70,335	7,93,045
" Madras . . . . .	—	—	—	—	—	78,260	67,309	3,69,913	5,36,926	4,21,373
" Burma . . . . .	—	—	—	—	—	9,05,787	9,25,932	9,93,477	7,61,833	6,93,224
" . . . . .	—	—	—	—	—	7,478	6,503	8,149	12,333	13,306
<b>TOTAL</b>						<b>97,34,188</b>	<b>1,02,17,811</b>	<b>91,32,731</b>	<b>71,81,018</b>	<b>59,48,855</b>
<b>Total value of Wool and Woolens—</b>										
<b>Other Textiles—</b>										
<b>Raw (II. 2)—</b>										
United Kingdom . . . . .						Cwts.	Cwts.	Cwts.	Cwts.	Cwts.
United States of America— Vid Atlantic Coast	1,793	19	..	..	..	10,180	2,520	1,440	..	..
Other Foreign Countries . . . . .	..	..	..	..	2	37,120	2,020	..	..	300
<b>TOTAL FOREIGN COUNTRIES</b>	<b>1,793</b>	<b>19</b>	<b>..</b>	<b>..</b>	<b>2</b>	<b>37,120</b>	<b>2,020</b>	<b>..</b>	<b>..</b>	<b>300</b>
<b>Share of Bengal</b>	<b>2,439</b>	<b>169</b>	<b>93</b>	<b>..</b>	<b>2</b>	<b>47,300</b>	<b>4,546</b>	<b>1,440</b>	<b>..</b>	<b>300</b>

No. 14—continued

ARTICLES, AND COUNTRIES OF FINAL DESTINATION; ALSO SHARE OF EACH PROVINCE	QUANTITY					VALUE				
	1927-28	1928-29	1929-30	1930-31	1931-32	1927-28	1928-29	1929-30	1930-31	1931-32
Textiles—concluded										
Other Textiles—										
Manufactured (III, U)—										
United Kingdom	—	—	—	—	—	800	33,940	238	75	840
Aden and Dependencies	—	—	—	—	—	..	..	..	..	4,045
Ceylon	—	—	—	—	—	3,926	1,17,199	3,49,517	4,00,820	3,35,034
Straits Settlements (including Labuan)	—	—	—	—	—	..	8,914	652	4,094	1,300
Federated Malay States	—	—	—	—	—	..	505	7,352	..	..
Natal	—	—	—	—	—	200	2,780	1,265	..	1,500
Kenya Colony	—	—	—	—	—	..	475	2,950	..	..
Mauritius and Dependencies	—	—	—	—	—	..	10,200	20	..	..
Fiji Islands	—	—	—	—	—	..	425	1,090	..	1,525
Other British Possessions	—	—	—	—	—	..	..	..	..	10
TOTAL BRITISH EMPIRE	—	—	—	—	—	4,926	1,74,498	3,63,079	4,70,995	3,44,854
Java	—	—	—	—	—	..	10,100	..	..	800
Portuguese East Africa	—	—	—	—	—	5,285	..	..	..	..
Italian East Africa (Somaliland and Eritrea)	—	—	—	—	—	..	2,500	..	1,500	..
United States of America— Via Atlantic Coast	—	—	—	—	—	400	3,744	2,510	..	..
Other Foreign Countries	—	—	—	—	—	78	850	517	..	..
TOTAL FOREIGN COUNTRIES	—	—	—	—	—	5,763	17,194	3,027	1,500	800
Share of Bengal	—	—	—	—	—	..	..	360	75	..
" Bombay	—	—	—	—	—	6,763	21,169	3,467	1,500	..
" Madras	—	—	—	—	—	3,926	1,70,523	3,02,046	4,69,880	3,45,654
" Burma	—	—	—	—	—	..	..	233	1,240	..
TOTAL	—	—	—	—	—	10,689	1,91,692	3,66,109	4,72,495	3,45,654
Total value of Textile Raw Materials	—	—	—	—	—	84,30,50,862	1,05,07,92,430	98,18,23,218	92,60,79,289	38,04,09,927
Total value of Yarns and Textile Fabrics	—	—	—	—	—	68,36,17,509	65,88,54,585	60,19,76,692	37,95,13,493	27,40,83,377
Total value of Textiles, Raw and Manufactures	—	—	—	—	—	1,47,75,68,371	1,70,96,47,015	1,58,38,04,910	1,00,55,92,782	65,44,93,304
Tobacco—										
UNMANUFACTURED (I, J)—										
United Kingdom	Lbs. 7,606,345	Lbs. 11,589,552	Lbs. 10,558,003	Lbs. 9,956,617	Lbs. 10,625,568	25,16,032	46,77,021	41,34,135	37,80,882	39,20,669
Aden and Dependencies	6,792,078	8,485,146	4,194,823	5,304,408	4,427,350	33,81,513	34,38,638	20,22,000	24,88,012	15,89,532
Bahrain Islands	21,088	10,141	..	..	..	7,475	4,864	..	..	..
Maldives	16,410	8,064	1,680	6,404	3,340	7,534	3,220	710	2,100	1,275
Ceylon	84,270	130,885	139,050	129,808	151,302	37,448	57,383	55,314	45,817	38,586
Straits Settlements (including Labuan)	3,325,455	3,805,006	3,958,200	2,518,072	1,555,399	13,36,048	13,68,467	14,41,009	9,00,526	6,16,828
Federated Malay States	1,624,919	1,551,251	1,661,919	1,233,337	735,650	6,55,289	6,37,198	6,08,278	4,59,340	3,04,778
Hongkong	2,153,504	2,168,144	647,922	916,936	2,649,514	2,95,021	3,49,947	1,14,038	1,03,855	2,32,390
Natal	1,250	..	200	282	112	1,250	..	50	100	20
Mauritius and Dependencies	1,375	530	280	475	750	1,340	786	400	581	936
Canada— Via Atlantic Coast	74,107	..	..	..	..	23,136	..	..	..	..
Other British Possessions	572	3,328	784	3,291	1,377	150	1,430	400	1,558	520
TOTAL BRITISH EMPIRE	22,201,958	27,751,847	21,163,556	20,128,630	20,150,862	82,62,831	1,05,39,024	83,74,884	77,93,321	67,00,584
Finland	50,000	75,791	..	32,523	36,848	13,908	23,355	..	2,376	4,500
Norway	..	39,944	..	127	..	..	14,979	..	13	..
Sweden	13,087	..	..	..	..	2,454	..	..	..	..
Denmark	..	34,348	..	26,100	20,320	..	11,830	..	5,898	11,345
Germany	554,115	104,823	12,000	295,216	..	1,10,947	33,290	2,332	31,527	..
Netherlands	1,371,957	734,880	1,166,159	2,341,461	945,359	3,06,724	1,02,560	2,30,291	2,30,520	1,20,629
Belgium	62,034	203,885	111,154	1,022,182	113,313	21,164	21,027	20,520	1,45,212	28,125
Turkey, Asiatic	..	..	..	..	68,250	..	..	..	..	11,550
Maskat Territory and Trucial Oman	41,743	46,648	54,872	47,036	30,992	7,119	7,004	6,657	4,854	2,903
Other Native States in Arabia	75,373	336	..	..	42,333	37,300	205	..	..	15,390
Iraq	..	1,792	..	..	..	..	1,000	..	..	..
Slam	18,376	3,573	14,679	65,610	7,332	9,390	2,188	4,082	5,164	2,208
Indo-China (including Cochin-China, Cambodia, Annam, Tonkin and French leased territories in China)	..	137	..	..	66,474	..	130	..	..	31,850
China (exclusive of Hongkong and Macao)	438,606	477,150	244,537	108,000	216,000	69,740	38,670	32,916	20,600	21,750
Japan	2,715,279	3,297,905	3,176,208	3,840,958	3,699,518	9,94,576	13,38,389	12,54,945	14,04,260	10,96,732
Egypt	5,488	..	..	..	..	2,341	..	..	..	..
Italian East Africa (Somaliland and Eritrea)	37,296	153,864	20,512	62,808	13,216	13,240	63,555	13,320	29,430	4,330
Other Foreign Countries	2,264	174	..	59	1,260	1,045	60	..	16	280
TOTAL FOREIGN COUNTRIES	5,885,716	5,180,355	4,809,211	7,941,880	5,275,770	15,95,009	17,22,778	15,74,063	18,79,320	13,61,142

GENERAL EXPORTS

INDIAN MERCHANDISE

( 866 )

No. 14—continued .

ARTICLES, AND COUNTRIES OF FINAL DESTINATION; ALSO SHARE OF EACH PROVINCE	QUANTITY					VALUE				
	1927-28	1928-29	1929-30	1930-31	1931-32	1927-28	1928-29	1929-30	1930-31	1931-32
<b>Tobacco—continued</b>						R	R	R	R	R
<b>UNMANUFACTURED (I. J)— continued;</b>	Lbs.	Lbs.	Lbs.	Lbs.	Lbs.					
Share of Bengal . . . . .	4,664,517	3,923,296	2,988,963	4,196,332	2,846,324	12,88,272	12,78,077	9,04,068	8,76,057	6,67,1
“ Bombay . . . . .	6,893,980	8,631,370	4,198,723	5,176,343	4,998,679	34,42,446	35,10,758	20,32,181	25,00,358	15,78,3
“ Sind . . . . .	41,748	86,240	58,980	47,036	30,992	7,119	13,339	7,667	4,864	2,1
“ Madras . . . . .	11,074,775	15,306,465	14,407,411	15,961,530	14,624,910	37,44,560	60,62,034	55,48,783	58,92,469	52,15,1
“ Burma . . . . .	5,412,649	4,985,731	4,268,710	3,589,219	3,725,727	13,75,444	13,97,094	13,95,758	6,98,003	5,97,1
<b>TOTAL</b>	<b>23,087,669</b>	<b>32,932,102</b>	<b>25,972,767</b>	<b>27,970,510</b>	<b>25,426,632</b>	<b>98,57,840</b>	<b>1,22,61,802</b>	<b>99,48,397</b>	<b>96,72,541</b>	<b>80,61,1</b>
<b>MANUFACTURED—</b>	Lbs.	Lbs.	Lbs.	Lbs.	Lbs.					
<b>Cigars (I. J)—</b>										
United Kingdom . . . . .	53,416	37,349	52,437	45,449	24,375	68,315	58,685	50,751	64,811	82,1
Aden and Dependencies . . . . .	6,220	6,180	4,623	6,675	2,495	7,909	7,227	5,738	9,101	2,1
Ceylon . . . . .	23,774	20,570	9,393	12,447	11,855	21,851	19,187	10,002	14,518	13,1
Straits Settlements (including Labuan) . . . . .	183,811	141,874	150,908	116,090	58,662	1,37,108	1,35,033	1,44,006	1,00,682	58,2
Federated Malay States . . . . .	1,766	2,130	1,555	249	56	1,855	2,144	3,490	404	
Natal . . . . .	782	573	51	131	..	1,155	530	116	137	..
Zanzibar and Pemba . . . . .	346	505	112	360	207	980	1,080	150	520	2
Kenya Colony . . . . .	582	2,087	2,104	807	719	1,437	3,722	4,045	1,781	1,3
Bermudas . . . . .	..	..	375	175	868	..	..	550	247	1,5
Bahamas . . . . .	..	..	..	1,219	..	..	..	..	2,133	..
Western Australia . . . . .	..	321	224	..	..	..	523	325	..	..
South Australia (including Northern Territory). . . . .	..	..	49	..	..	..	..	120	..	..
Victoria . . . . .	150	..	..	..	..	400	..	..	..	..
Tasmania . . . . .	1	1	..	..	..	4	5	..	..	..
New South Wales . . . . .	505	637	796	366	58	702	1,050	1,029	1,065	..
Queensland . . . . .	557	136	76	..	..	1,791	145	105	..	..
Australian Commonwealth (Total) . . . . .	1,213	1,096	1,145	366	58	2,397	1,723	2,179	1,065	..
Other British Possessions . . . . .	1,072	809	457	300	260	1,950	1,885	776	497	5
<b>TOTAL BRITISH EMPIRE</b>	<b>227,962</b>	<b>213,241</b>	<b>223,218</b>	<b>184,268</b>	<b>99,555</b>	<b>2,40,457</b>	<b>2,31,266</b>	<b>2,31,568</b>	<b>2,04,456</b>	<b>1,10,51</b>
Norway . . . . .	737	170	699	624	695	1,047	262	1,353	1,117	1,1
Denmark . . . . .	..	893	1,460	1,235	1,900	..	1,900	3,000	2,935	4,01
Germany . . . . .	742	..	..	..	..	1,355	..	..	..	..
Netherlands . . . . .	1,068	1,103	1,108	779	1,712	1,554	1,391	1,035	1,420	2,2
Turkey, Asiatic . . . . .	38	1,104	..	525	110	80	1,215	..	502	21
Makhat Territory and Trucial Oman . . . . .	..	..	2,844	..	1,616	..	..	2,200	..	1,07
Other Native States in Arabia . . . . .	..	..	..	..	750	..	..	..	..	1,00
Iraq . . . . .	3,300	1,497	4,510	2,369	1,644	7,153	3,185	9,220	4,708	2,06
Sumatra . . . . .	1,790	9,050	12,813	3,661	900	1,918	9,050	10,256	2,700	90
Java . . . . .	12,985	5,204	2,362	712	3,185	18,005	5,252	2,333	720	3,04
Sum . . . . .	23,619	22,904	25,058	20,581	4,092	23,374	22,009	24,687	19,687	4,04
Indo-China (including Cochln- China, Cambodia, Annam, Tonkin and French leased territories in China) . . . . .	1,348	1,230	2,217	735	625	1,670	1,250	2,145	550	621
Egypt . . . . .	2,374	3,070	2,626	1,449	402	5,112	6,453	6,720	3,236	761

No. 14—continued

ARTICLES, AND COUNTRIES OF FINAL DESTINATION; ALSO SHARE OF EACH PROVINCE	QUANTITY					VALUE				
	1927-28	1928-29	1929-30	1930-31	1931-32	1927-28	1928-29	1929-30	1930-31	1931-32
<b>Tobacco—continued</b>						R	R	R	R	R
<b>MANUFACTURE—continued</b>										
<b>Cigars (L. J.)—continued</b>										
United States of America—	Lbs.	Lbs.	Lbs.	Lbs.	Lbs.					
Via Atlantic Coast	1,200	2	800	2,120	56	1,800	2	1,073	2,770	60
Other Foreign Countries	1,372	897	1,389	704	339	1,030	1,533	2,173	870	349
<b>TOTAL FOREIGN COUNTRIES</b>	<b>53,520</b>	<b>47,129</b>	<b>57,388</b>	<b>35,494</b>	<b>17,976</b>	<b>60,862</b>	<b>54,542</b>	<b>67,156</b>	<b>41,210</b>	<b>22,189</b>
<b>Share of Bengal</b>	142	62	30	60	300	112	100	63	52	379
" Bombay	7,396	5,490	6,028	3,385	2,592	15,757	10,438	12,105	7,002	4,347
" Sind	5	..	2,344	..	1,616	6	..	2,200	..	1,070
" Madras	67,069	66,328	68,913	65,873	41,978	73,325	75,309	80,739	30,328	47,748
" Burma	306,890	183,490	203,291	150,439	71,045	2,12,120	1,99,961	2,03,617	1,58,284	79,236
<b>TOTAL</b>	<b>281,502</b>	<b>260,370</b>	<b>290,604</b>	<b>219,762</b>	<b>117,531</b>	<b>3,01,319</b>	<b>2,85,809</b>	<b>2,98,724</b>	<b>2,45,666</b>	<b>1,32,730</b>
<b>Cigarettes (L. J.)—</b>	Lbs.	Lbs.	Lbs.	Lbs.	Lbs.					
Bahrain Islands	1,750	30	60	72	..	1,860	60	175	15	..
Maldives	7,286	1,200	1,100	3,513	3,450	4,600	1,300	1,100	3,605	2,053
Ceylon	226,404	222,588	211,465	185,677	121,483	2,48,745	2,20,176	2,16,722	1,94,349	1,10,675
Straits Settlements (including Labuan)	23,973	34,068	45,470	31,829	92,993	20,816	25,340	31,868	58,407	66,401
Federated Malay States	13,227	20,281	31,275	64,250	36,853	15,359	16,948	26,025	51,747	79,263
Zanzibar and Pemba	5,022	4,256	3,030	5,005	7,273	6,085	4,262	3,150	4,550	5,150
Other British Possessions	300	220	164	553	850	497	633	200	1,990	1,145
<b>TOTAL BRITISH EMPIRE</b>	<b>287,962</b>	<b>283,538</b>	<b>292,564</b>	<b>340,399</b>	<b>312,902</b>	<b>2,97,962</b>	<b>2,63,619</b>	<b>2,79,240</b>	<b>3,14,853</b>	<b>2,65,594</b>
<b>Italian East Africa (Somaliland and Eritrea):</b>	..	475	..	..	..	..	1,000	..	..	..
Other Foreign Countries	193	64	346	1,188	..	256	120	620	1,592	..
<b>TOTAL FOREIGN COUNTRIES</b>	<b>193</b>	<b>539</b>	<b>346</b>	<b>1,188</b>	<b>..</b>	<b>256</b>	<b>1,120</b>	<b>620</b>	<b>1,592</b>	<b>..</b>
<b>Share of Bengal</b>	..	..	..	..	773	..	..	..	..	1,050
" Bombay	6,442	4,579	4,143	5,673	7,592	3,631	5,343	4,534	6,907	6,025
" Sind	..	..	..	694	..	..	..	..	453	..
" Madras	281,603	279,498	283,764	335,308	301,401	2,89,412	2,64,391	2,76,326	3,07,340	2,57,794
" Burma	110	..	..	412	3,136	175	..	..	1,740	725
<b>TOTAL</b>	<b>288,155</b>	<b>284,077</b>	<b>292,910</b>	<b>342,037</b>	<b>312,902</b>	<b>2,98,213</b>	<b>2,69,739</b>	<b>2,79,360</b>	<b>3,16,445</b>	<b>2,65,594</b>
<b>Other sorts (L. J.)—</b>	Lbs.	Lbs.	Lbs.	Lbs.	Lbs.					
United Kingdom	14,750	30,200	..	82	129	5,562	10,100	..	100	123
Aden and Dependencies	11,165	7,073	4,409	3,360	3,078	2,554	1,790	1,150	624	727
Bahrain Islands	17,228	2,912	2,077	6,570	1,974	3,474	1,496	710	1,170	599
Maldives	220,248	195,300	300,496	298,016	252,428	7,211	25,988	46,830	57,350	30,745
Ceylon	47,910	46,802	15,323	52,272	42,024	8,594	11,318	7,600	13,595	8,155
Straits Settlements (including Labuan)	116,365	61,404	37,372	25,031	5,616	66,606	40,950	19,185	15,055	5,049
Other British Possessions	1,523	1,599	497	2,530	951	1,510	535	645	875	786
<b>TOTAL BRITISH EMPIRE</b>	<b>429,104</b>	<b>385,290</b>	<b>360,174</b>	<b>385,331</b>	<b>306,200</b>	<b>95,601</b>	<b>92,207</b>	<b>76,170</b>	<b>83,769</b>	<b>46,180</b>

GENERAL EXPORTS

INDIAN MERCHANDISE

( 868 )

(No. 14—continued.)

ARTICLES, AND COUNTRIES OF FINAL DESTINATION; ALSO SHARE OF EACH PROVINCE	QUANTITY					VALUE				
	1927-28	1928-29	1929-30	1930-31	1931-32	1927-28	1928-29	1929-30	1930-31	1931-32
	Lbs.	Lbs.	Lbs.	Lbs.	Lbs.	₹	₹	₹	₹	₹
<b>Tobacco—continued</b>										
<b>MANUFACTURED—continued</b>										
<b>Other sorts (L, J)—continued</b>										
Germany . . . . .	56,750	605	..	..	..	21,281	136	..	..	..
Netherlands . . . . .	..	..	..	80,250	..	..	..	..	10,254	..
Belgium . . . . .	..	..	31,250	..	..	..	..	2,250	..	..
Turkey, Asiatic . . . . .	1,916	7,614	..	..	..	450	1,700	..	..	..
Market Territory and Trucial Oman . . . . .	38,076	18,029	16,249	18,840	21,749	15,186	18,896	11,869	12,419	11,54
Other Native States in Arabia . . . . .	33,665	32,936	37,993	43,275	33,741	7,100	6,662	7,410	7,055	7,38
Java . . . . .	18,194	6,363	9,220	5,268	9,330	7,648	3,066	5,280	3,095	5,23
Siam . . . . .	15,297	20,981	18,772	17,680	8,584	7,047	11,025	9,385	8,742	4,25
China (exclusive of Hong- kong and Macao) . . . . .	38	69	46,824	129	..	55	68	2,070	57	..
Japan . . . . .	..	..	..	..	23,184	..	..	..	..	7,30
Other Foreign Countries . . . . .	1,033	1,011	3,588	..	1,396	1,013	935	702	..	..
<b>TOTAL FOREIGN COUNTRIES</b>	<b>159,969</b>	<b>87,557</b>	<b>162,901</b>	<b>174,442</b>	<b>97,984</b>	<b>60,380</b>	<b>37,478</b>	<b>38,906</b>	<b>41,822</b>	<b>36,18</b>
<b>Share of Bengal . . . . .</b>	<b>377,950</b>	<b>303,770</b>	<b>457,533</b>	<b>609,048</b>	<b>379,798</b>	<b>45,414</b>	<b>54,000</b>	<b>76,761</b>	<b>97,216</b>	<b>66,521</b>
" Bombay . . . . .	2,361	4,181	537	952	303	1,305	2,459	450	625	..
" Sind . . . . .	12,618	15,327	12,381	12,630	12,743	11,334	13,236	11,591	11,279	9,921
" Madras . . . . .	67,372	979	464	193	1,624	22,660	1,713	719	130	1,826
" Burma . . . . .	123,362	98,590	62,160	37,420	9,722	75,218	57,577	25,525	21,142	4,734
<b>TOTAL</b>	<b>589,163</b>	<b>422,847</b>	<b>528,075</b>	<b>560,273</b>	<b>404,184</b>	<b>1,55,031</b>	<b>1,29,695</b>	<b>1,15,076</b>	<b>1,30,391</b>	<b>82,369</b>
<b>Total Tobacco—</b>	<b>Lbs.</b>	<b>Lbs.</b>	<b>Lbs.</b>	<b>Lbs.</b>	<b>Lbs.</b>					
United Kingdom . . . . .	7,676,011	11,647,263	10,610,440	10,001,148	10,650,072	25,84,909	47,46,366	41,93,286	38,45,293	39,68,056
Aden and Dependencies . . . . .	6,809,463	8,498,451	4,204,024	5,374,505	4,432,984	33,91,976	34,47,725	20,20,138	25,08,019	15,03,258
Bahrain Islands . . . . .	40,046	13,088	2,137	6,686	1,974	12,809	6,420	885	1,370	500
Maldives . . . . .	243,944	204,564	303,276	305,933	259,218	19,345	30,388	48,690	63,055	34,975
Ceylon . . . . .	382,358	420,645	375,831	380,204	325,664	3,16,638	3,08,064	2,89,698	2,68,279	1,74,602
Straits Settlements (including Labuan) . . . . .	4,109,604	4,048,247	4,192,038	3,740,992	3,712,670	15,60,663	15,69,340	16,36,728	10,83,760	7,46,517
Federated Malay States . . . . .	1,645,162	1,573,837	1,094,804	1,297,836	822,839	6,72,678	6,56,380	6,35,348	5,11,991	3,75,156
Hongkong . . . . .	2,153,661	2,168,185	648,025	917,009	2,649,514	2,95,961	3,50,044	1,14,203	1,04,017	2,32,390
Natal . . . . .	2,232	538	251	413	448	2,630	553	166	297	196
Zanzibar and Pemba . . . . .	5,648	4,821	4,038	7,652	9,530	7,791	5,342	3,850	6,305	6,280
Kenya Colony . . . . .	1,149	3,917	2,384	2,321	1,275	2,037	4,547	4,185	3,004	2,064
Mauritius and Dependencies . . . . .	1,375	530	367	475	637	1,340	736	470	531	1,041
<b>Canada—</b>										
Via Atlantic Coast . . . . .	74,107	..	..	..	..	23,136	..	..	..	..
Bermudas . . . . .	..	..	375	175	868	..	..	550	247	1,591
Bahamas . . . . .	..	..	..	1,219	..	..	..	..	2,133	..
Western Australia . . . . .	..	321	224	..	..	..	523	325	..	..
South Australia (including Northern Territory) . . . . .	45	..	49	..	..	97	..	120	..	..
Victoria . . . . .	150	..	..	..	..	400	..	..	..	..
Tasmania . . . . .	1	1	..	..	..	4	5	..	..	..
New South Wales . . . . .	505	637	796	366	58	702	1,050	1,629	1,065	37
Queensland . . . . .	557	126	76	..	..	1,701	145	105	..	..
Australian Commonwealth Totals) . . . . .	1,358	1,995	1,145	366	68	2,994	1,722	2,179	1,065	37
Other British Possessions . . . . .	2,073	3,690	377	2,194	618	1,944	2,938	841	1,643	1,026
<b>TOTAL BRITISH EMPIRE</b>	<b>23,147,091</b>	<b>28,583,016</b>	<b>22,089,512</b>	<b>21,039,628</b>	<b>20,869,519</b>	<b>88,96,851</b>	<b>1,11,31,116</b>	<b>99,61,312</b>	<b>84,01,299</b>	<b>71,22,94</b>

No. 14—continued

ARTICLES AND COUNTRIES OF FINAL DESTINATION; ALSO SHARE OF EACH PROVINCE	QUANTITY					VALUE				
	1927-28	1928-29	1929-30	1930-31	1931-32	1927-28	1928-29	1929-30	1930-31	1931-32
<b>Tobacco—concluded</b>						R	R	R	R	R
<b>Total Tobacco—continued</b>	Lbs.	Lbs.	Lbs.	Lbs.	Lbs.					
Finland . . . . .	50,000	75,791	..	32,523	30,848	13,963	28,355	..	2,376	4,500
Sweden . . . . .	18,087	..	..	..	..	2,454	..	..	..	..
Norway . . . . .	737	40,114	699	751	695	1,047	15,241	1,353	1,180	1,140
Denmark . . . . .	..	35,246	1,460	27,335	31,320	..	13,280	3,000	8,833	15,397
Germany . . . . .	611,607	105,433	12,000	295,216	..	1,33,583	33,416	2,332	31,527	..
Netherlands . . . . .	1,378,025	785,983	1,167,267	2,431,490	947,071	3,08,278	1,63,951	2,40,978	2,42,104	1,31,883
Belgium . . . . .	62,064	209,885	142,404	1,022,557	118,318	21,164	21,027	22,770	1,45,649	28,125
Turkey, Asiatic	1,954	9,718	..	525	68,360	530	2,915	..	502	11,762
Mascat Territory and Trucial Oman . . . . .	79,824	64,877	72,465	66,570	54,357	22,255	20,900	20,718	17,781	16,517
Other Native States in Arabia	109,041	33,272	37,998	43,275	76,874	44,400	6,867	7,410	7,055	23,770
Iraq . . . . .	3,692	3,689	5,148	2,369	2,938	7,573	4,585	10,122	4,708	3,023
Persia . . . . .	740	1,192	3,457	..	339	1,008	1,549	646	..	349
Sumatra . . . . .	3,838	9,050	12,813	3,661	2,210	2,818	9,050	10,256	2,700	1,219
Java . . . . .	26,179	11,587	11,582	6,407	12,465	20,713	8,318	7,613	4,691	8,299
Siam . . . . .	57,292	47,408	58,509	103,934	20,508	40,417	36,212	33,404	33,735	10,504
Indo-China (including Cochin-China, Cambodia, Annam, Tonkin and French leased territories in China) . . . . .	1,998	1,370	2,217	735	67,099	1,320	1,385	2,145	550	32,475
China (exclusive of Hongkong and Macao) . . . . .	441,151	477,493	291,997	108,505	216,000	70,599	89,116	35,973	20,621	21,750
Japan . . . . .	2,715,279	3,297,905	3,176,309	3,840,958	3,722,702	9,04,576	13,33,369	12,54,970	14,04,260	11,04,143
Egypt . . . . .	7,905	3,070	2,626	1,449	402	7,559	6,453	6,726	3,233	763
Italian East Africa (Somal- land and Eritrea) . . . . .	37,296	154,339	20,512	62,608	13,216	13,240	64,555	13,320	29,480	4,330
United States of America— Via Atlantic Coast . . . . .	1,200	2	800	2,120	56	1,300	2	1,078	2,770	60
Other Foreign Countries	1,439	276	581	19	2	1,660	372	933	11	2
<b>TOTAL FOREIGN COUNTRIES</b>	<b>6,099,398</b>	<b>5,315,480</b>	<b>5,029,844</b>	<b>8,053,004</b>	<b>5,391,730</b>	<b>17,16,457</b>	<b>13,15,913</b>	<b>16,80,745</b>	<b>19,63,744</b>	<b>14,19,520</b>
<b>Share of Bengal</b> . . . . .	<b>5,042,609</b>	<b>4,327,123</b>	<b>3,446,523</b>	<b>4,705,440</b>	<b>3,327,133</b>	<b>13,33,793</b>	<b>13,32,177</b>	<b>10,40,392</b>	<b>6,73,324</b>	<b>7,34,531</b>
" <b>Bombay</b> . . . . .	<b>6,910,179</b>	<b>3,645,320</b>	<b>4,209,432</b>	<b>5,136,333</b>	<b>4,309,137</b>	<b>34,63,133</b>	<b>35,29,003</b>	<b>20,49,250</b>	<b>25,14,392</b>	<b>16,83,993</b>
" <b>Sind</b> . . . . .	<b>54,371</b>	<b>109,587</b>	<b>73,633</b>	<b>60,360</b>	<b>45,351</b>	<b>13,453</b>	<b>27,775</b>	<b>21,443</b>	<b>16,591</b>	<b>13,397</b>
" <b>Madras</b> . . . . .	<b>11,481,319</b>	<b>15,653,270</b>	<b>14,825,552</b>	<b>16,362,959</b>	<b>14,869,913</b>	<b>41,99,957</b>	<b>64,03,447</b>	<b>59,05,567</b>	<b>69,30,267</b>	<b>55,32,323</b>
" <b>Burma</b> . . . . .	<b>5,753,011</b>	<b>5,272,311</b>	<b>4,514,161</b>	<b>2,777,490</b>	<b>3,809,630</b>	<b>16,62,957</b>	<b>16,54,032</b>	<b>16,24,900</b>	<b>8,80,069</b>	<b>6,82,165</b>
<b>TOTAL</b>	<b>29,246,439</b>	<b>33,899,393</b>	<b>27,069,356</b>	<b>29,092,632</b>	<b>29,261,249</b>	<b>1,06,13,308</b>	<b>1,20,47,034</b>	<b>1,06,42,057</b>	<b>1,03,65,043</b>	<b>85,42,469</b>
<b>Weights and requisites for games and sports, includ- ing fishing tackle (other than firearms) (III V)—</b>										
United Kingdom . . . . .	—	—	—	—	—	52,956	60,320	81,527	48,347	63,007
Aden and Dependencies . . . . .	—	—	—	—	—	476	450	771	611	1,235
Maldives . . . . .	—	—	—	—	—	1,592	1,490	365	1,050	1,990
Ceylon . . . . .	—	—	—	—	—	16,098	18,113	22,333	20,063	11,226
Straits Settlements (including Labuan) . . . . .	—	—	—	—	—	5,318	3,326	10,507	5,203	4,647
Federated Malay States . . . . .	—	—	—	—	—	2,828	544	170	816	406
Hongkong . . . . .	—	—	—	—	—	1,134	2,440	1,323	1,312	4,995
Cape of Good Hope . . . . .	—	—	—	—	—	1,325	5,632	5,391	7,595	9,460
Natal . . . . .	—	—	—	—	—	14,773	20,163	16,759	8,019	14,694
Kenya Colony . . . . .	—	—	—	—	—	4,476	2,733	2,211	904	1,363
Tanganyika Territory . . . . .	—	—	—	—	—	650	1,456	400	250	960
Anglo Egyptian Sudan . . . . .	—	—	—	—	—	2,414	600	2,207	6,943	1,102

GENERAL EXPORTS

( 870 )

INDIAN MERCHANDISE

No. 14—continued

ARTICLES, AND COUNTRIES OF FINAL DESTINATION; ALSO SHARE OF EACH PROVINCE	QUANTITY					VALUE				
	1927-28	1928-29	1929-30	1930-31	1931-32	1927-28	1928-29	1929-30	1930-31	1931-32
<b>Keys and requisites for games and sports (in- cluding fishing tackle other than firearms) (III, V)—continued</b>						R	R	R	R	R
<b>Canada—</b>										
<i>Via Atlantic Coast</i> . . . . .	—	—	—	—	—	912	709	3,206	1,158	1,431
" Pacific " . . . . .	—	—	—	—	—	..	530	770	2,090	2,875
British Guiana . . . . .	—	—	—	—	—	..	..	..	..	1,338
British West India Islands . . . . .	—	—	—	—	—	1,710	200	5,651	6,202	3,971
Western Australia . . . . .	—	—	—	—	—	1,160	1,338	5,157	1,818	1,769
South Australia (including Northern Territory) . . . . .	—	—	—	—	—	1,652	3,133	8,044	5,615	2,808
Victoria . . . . .	—	—	—	—	—	1,575	2,418	12,425	7,733	4,733
Tasmania . . . . .	—	—	—	—	—	..	..	..	233	..
New South Wales . . . . .	—	—	—	—	—	22,087	19,559	61,853	44,571	36,682
Queensland . . . . .	—	—	—	—	—	1,212	1,364	16,336	4,758	5,554
Australian Commonwealth (Total) . . . . .	—	—	—	—	—	27,666	27,317	1,04,420	64,773	51,796
New Zealand (including Nauru and Br. Samoa) . . . . .	—	—	—	—	—	3,571	13,169	25,415	20,316	13,403
Fiji Islands . . . . .	—	—	—	—	—	175	47	1,015	391	1,252
Other British Possessions . . . . .	—	—	—	—	—	1,294	1,320	1,039	2,237	739
<b>TOTAL BRITISH EMPIRE</b>	—	—	—	—	—	1,39,423	1,62,623	2,88,535	1,98,791	1,91,760
<b>Sweden</b> . . . . .	—	—	—	—	—	25	30	1,700	541	2,405
<b>Norway</b> . . . . .	—	—	—	—	—	..	..	..	..	3,360
<b>Germany</b> . . . . .	—	—	—	—	—	7,170	9,373	5,304	4,332	5,430
<b>Netherlands</b> . . . . .	—	—	—	—	—	3,030	3,731	1,012	340	2,405
<b>France</b> . . . . .	—	—	—	—	—	1,700	4,313	1,720	3,607	7,658
<b>Italy</b> . . . . .	—	—	—	—	—	..	100	3,330	1,935	1,630
<b>Switzerland</b> . . . . .	—	—	—	—	—	..	460	400	1,420	..
<b>Iraq</b> . . . . .	—	—	—	—	—	12,976	3,368	4,192	930	2,985
<b>Persia</b> . . . . .	—	—	—	—	—	3,849	1,479	3,354	2,065	1,033
<b>Java</b> . . . . .	—	—	—	—	—	1,110	309	546	338	1,133
<b>Philippine Islands and Guam</b>	—	—	—	—	—	4,969	3,734	10,395	9,305	6,227
<b>China (exclusive of Hong- kong and Macão)</b> . . . . .	—	—	—	—	—	301	607	793	1,271	1,533
<b>Japan</b> . . . . .	—	—	—	—	—	1,911	1,732	1,300	665	143
<b>Egypt</b> . . . . .	—	—	—	—	—	6,235	2,242	1,700	700	2,637
<b>Portuguese East Africa</b>	—	—	—	—	—	1,663	1,433	964	2,342	4,439
<b>Madagascar</b> . . . . .	—	—	—	—	—	..	3,300	100	..	..
<b>United States of America—     <i>Via Atlantic Coast</i></b>	—	—	—	—	—	64,035	1,18,033	55,436	50,254	46,340
" Pacific " . . . . .	—	—	—	—	—	2,367	2,245	5,154	11,123	53,331
<b>Uruguay</b> . . . . .	—	—	—	—	—	..	1,334	3,923	435	..
<b>Mexico</b> . . . . .	—	—	—	—	—	..	20	..	1,124	2,603
<b>Argentina Republic (in- cluding the Atlantic Coast of Patagonia)</b>	—	—	—	—	—	5,155	6,046	10,776	11,746	7,347
<b>Chile (including the Pacific Coast of Patagonia)</b>	—	—	—	—	—	2,767	4,450	..	..	..
<b>Peru</b> . . . . .	—	—	—	—	—	..	1,678	..	..	..
<b>Other Foreign Countries</b>	—	—	—	—	—	1,907	1,732	2,222	3,776	1,324
<b>TOTAL FOREIGN COUNTRIES</b>	—	—	—	—	—	1,21,720	1,77,153	1,21,326	1,11,405	1,40,233
<b>Share of Bengal</b> . . . . .	—	—	—	—	—	1,00,773	1,35,001	1,97,746	1,74,577	1,79,290
" Bombay . . . . .	—	—	—	—	—	1,16,122	1,30,384	1,76,210	1,17,000	90,155
" Sind . . . . .	—	—	—	—	—	25,114	2,345	17,103	6,012	54,139
" Madras . . . . .	—	—	—	—	—	16,309	19,372	17,999	12,404	3,274
" Burma . . . . .	—	—	—	—	—	2,325	373	303	143	135
<b>TOTAL</b>	—	—	—	—	—	2,61,143	3,39,780	4,09,861	3,10,196	3,31,993
<b>Umbrellas, including Parasols and Sunshades (III, VI)—</b>	No.	No.	No.	No.	No.					
Adm and Dependencies . . . . .	60	960	5	43	..	125	2,075	30	250	..
Bahrain Islands . . . . .	1,744	9,060	600	2,400	900	2,200	10,200	1,100	3,600	7,130



No. 14—continued

ARTICLES, AND COUNTRIES OF FINAL DESTINATION; ALSO SHARE OF EACH PROVINCE	QUANTITY					VALUE				
	1927-28	1928-29	1929-30	1930-31	1931-32	1927-28	1928-29	1929-30	1930-31	1931-32
	No.	No.	No.	No.	No.	R	R	R	R	R
<b>Umbrellas, including Parasols and Sunshades (III. V)</b> —continued										
Maldives . . . . .	690	..	..	144	..	1,200	..	..	200	..
Ceylon . . . . .	110,801	114,198	61,954	85,967	30,589	1,96,162	1,95,626	1,08,185	50,779	87,454
Straits Settlements (including Labuan)	36,210	38,667	34,630	14,194	6,672	60,927	53,712	40,526	16,365	8,284
Federated Malay States . . . . .	2,764	300	3,703	103	144	6,910	702	6,475	305	800
Natal . . . . .	1,981	4,728	2,703	510	3,504	3,475	6,060	6,055	1,058	4,750
Zanzibar and Pemba . . . . .	2,200	3,084	1,596	144	120	5,300	6,050	2,535	360	250
Kenya Colony . . . . .	9,101	11,032	2,564	745	340	17,220	20,250	3,400	1,395	450
Tanganyika Territory . . . . .	6,126	66,468	1,520	240	360	21,200	21,700	1,900	300	850
Mauritius and Dependencies . . . . .	12,900	8,336	6,012	4,548	7,500	19,372	12,214	8,656	6,125	9,400
Fiji Islands . . . . .	..	508	390	1,548	876	..	957	1,780	2,100	975
Other British Possessions . . . . .	86	365	290	533	14	502	830	934	260	60
<b>TOTAL BRITISH EMPIRE</b>	<b>186,548</b>	<b>207,696</b>	<b>116,467</b>	<b>61,180</b>	<b>51,019</b>	<b>3,35,093</b>	<b>3,30,376</b>	<b>1,78,626</b>	<b>82,897</b>	<b>64,133</b>
<b>Native States in Arabia other than Maskat Territory and Trucial Oman</b>	<b>482</b>	<b>480</b>	<b>600</b>	<b>..</b>	<b>..</b>	<b>600</b>	<b>700</b>	<b>1,200</b>	<b>..</b>	<b>..</b>
Iraq . . . . .	422	2,088	12	..	3	1,008	5,946	32	..	225
Persia . . . . .	774	3,720	1,188	516	5	1,900	6,090	2,040	960	225
Portuguese East Africa . . . . .	4,524	11,372	10,259	3,904	1,334	11,150	19,245	20,629	5,850	2,525
Madagascar . . . . .	..	3,000	3,600	..	..	..	5,000	5,000	..	..
Other Foreign Countries . . . . .	619	1,272	372	221	194	1,037	2,338	1,212	511	459
<b>TOTAL FOREIGN COUNTRIES</b>	<b>6,771</b>	<b>21,982</b>	<b>17,131</b>	<b>4,641</b>	<b>2,086</b>	<b>15,835</b>	<b>39,367</b>	<b>30,113</b>	<b>7,321</b>	<b>3,434</b>
<b>Share of Bengal</b>	<b>73,647</b>	<b>90,193</b>	<b>61,926</b>	<b>36,374</b>	<b>42,924</b>	<b>1,23,737</b>	<b>1,29,313</b>	<b>50,066</b>	<b>44,103</b>	<b>52,094</b>
“ Bombay . . . . .	42,623	78,333	24,249	3,037	7,272	32,313	1,26,901	44,322	12,930	10,927
“ Sind . . . . .	36	..	..	60	..	60	..	..	150	..
“ Madras . . . . .	70,726	59,696	42,739	20,078	1,190	1,21,300	1,10,551	76,645	31,097	2,017
“ Burma . . . . .	1,283	906	3,674	1,322	1,719	2,868	3,473	6,306	1,939	2,639
<b>TOTAL</b>	<b>193,314</b>	<b>229,628</b>	<b>138,598</b>	<b>66,771</b>	<b>53,105</b>	<b>3,50,923</b>	<b>3,69,743</b>	<b>2,06,739</b>	<b>90,318</b>	<b>67,567</b>
<b>Vehicles (excluding Locomotives, etc., for Railways)—</b>										
<b>Carrriages and carts (III. P)—</b>										
Kenya Colony . . . . .	3	6	4	1	2	915	450	1,060	150	600
Other British Possessions . . . . .	8	4	17	1	2	937	592	1,774	98	35
<b>TOTAL BRITISH EMPIRE</b>	<b>11</b>	<b>10</b>	<b>21</b>	<b>2</b>	<b>4</b>	<b>1,902</b>	<b>1,042</b>	<b>2,834</b>	<b>248</b>	<b>635</b>
<b>Native States in Arabia other than Maskat Territory and Trucial Oman</b>	<b>..</b>	<b>..</b>	<b>..</b>	<b>..</b>	<b>5</b>	<b>..</b>	<b>..</b>	<b>..</b>	<b>..</b>	<b>2,000</b>
Iraq . . . . .	2	..	..	..	..	1,100	..	..	..	..
Other Foreign Countries . . . . .	1	4	6	5	..	444	730	475	830	..
<b>TOTAL FOREIGN COUNTRIES</b>	<b>3</b>	<b>4</b>	<b>6</b>	<b>5</b>	<b>5</b>	<b>1,544</b>	<b>730</b>	<b>475</b>	<b>830</b>	<b>2,000</b>
<b>Share of Bengal</b>	<b>1</b>	<b>4</b>	<b>6</b>	<b>..</b>	<b>..</b>	<b>444</b>	<b>642</b>	<b>444</b>	<b>..</b>	<b>..</b>
“ Bombay . . . . .	6	7	13	5	7	2,165	600	2,070	373	2,600
“ Sind . . . . .	..	..	2	2	..	..	..	125	200	..
“ Madras . . . . .	7	3	6	..	2	337	530	670	..	35
<b>TOTAL</b>	<b>14</b>	<b>14</b>	<b>27</b>	<b>7</b>	<b>9</b>	<b>3,446</b>	<b>1,772</b>	<b>3,309</b>	<b>1,073</b>	<b>2,635</b>

GENERAL EXPORTS

( 872 )

INDIAN MERCHANDISE

No. 14—continued

ARTICLES, AND COUNTRIES OF FINAL DESTINATION; ALSO SHARE OF EACH PROVINCE	QUANTITY					VALUE				
	1927-28	1928-29	1929-30	1930-31	1931-32	1927-28	1928-29	1929-30	1930-31	1931-32
<b>Vehicles (excluding Locomotives, etc., for Railways)—<i>contd.</i></b>						R	R	R	R	R
<i>Parts of carriages and carts (III. F)—</i>										
Ceylon . . . . .	—	—	—	—	—	2,837	1,061	6,752	1,148	..
Kenya Colony . . . . .	—	—	—	—	—	305	350	1,235	910	..
Other British Possessions . . . . .	—	—	—	—	—	993	284	579	512	225
<b>TOTAL BRITISH EMPIRE</b>	—	—	—	—	—	4,134	1,595	8,566	2,565	225
Japan . . . . .	—	—	—	—	—	..	12,000	..	..	..
Other Foreign Countries . . . . .	—	—	—	—	—	400	2,238	494	700	..
<b>TOTAL FOREIGN COUNTRIES</b>	—	—	—	—	—	400	14,238	494	700	..
<i>Share of Bengal . . . . .</i>	—	—	—	—	—	..	388	..	..	..
" <i>Bombay . . . . .</i>	—	—	—	—	—	1,567	1,370	1,939	1,310	175
" <i>Sind . . . . .</i>	—	—	—	—	—	..	..	..	360	..
" <i>Madras . . . . .</i>	—	—	—	—	—	2,967	13,075	6,822	1,655	50
" <i>Burma . . . . .</i>	—	—	—	—	—	..	..	299	..	..
<b>TOTAL . . . . .</b>	—	—	—	—	—	4,584	15,833	9,060	3,325	225
<i>Ships, parts of (including Launches and Boats) (III. F)—</i>										
United Kingdom . . . . .	—	—	—	—	—	..	..	6,525	..	20
Aden and Dependencies . . . . .	—	—	—	—	—	3,260	..	5,970	4,470	..
Ceylon . . . . .	—	—	—	—	—	4,483	701	695	626	778
Nigeria (including Br. Cameroons) . . . . .	—	—	—	—	—	..	..	1,500	300	..
Other British Possessions . . . . .	—	—	—	—	—	50	23	730	820	533
<b>TOTAL BRITISH EMPIRE</b>	—	—	—	—	—	7,793	724	15,420	6,216	1,331
Mascat Territory and Trucial Oman . . . . .	—	—	—	—	—	1,790	1,165	1,800	365	..
Other Native States in Arabia . . . . .	—	—	—	—	—	11,310	80	7,130	2,030	630
Portuguese East Africa . . . . .	—	—	—	—	—	..	..	..	..	1,100
Italian East Africa (Somaland and Eritrea) . . . . .	—	—	—	—	—	..	..	1,500	..	..
Other Foreign Countries . . . . .	—	—	—	—	—	100	415	1	350	..
<b>TOTAL FOREIGN COUNTRIES</b>	—	—	—	—	—	13,200	1,660	10,430	2,745	1,730
<i>Share of Bombay . . . . .</i>	—	—	—	—	—	100	138	4,330	..	1,175
" <i>Sind . . . . .</i>	—	—	—	—	—	..	..	1,400	100	..
" <i>Madras . . . . .</i>	—	—	—	—	—	20,393	2,246	20,220	8,301	1,886
" <i>Burma . . . . .</i>	—	—	—	—	—	..	..	..	..	..
<b>TOTAL . . . . .</b>	—	—	—	—	—	20,993	2,384	25,850	8,901	3,061
<i>Other kinds—</i>										
United Kingdom . . . . .	—	—	—	—	—	..	..	168	11,800	..
Ceylon . . . . .	—	—	—	—	—	3,175	400	2,015	537	74
<b>TOTAL BRITISH EMPIRE</b>	—	—	—	—	—	3,175	400	2,183	12,337	74
Persia . . . . .	—	—	—	—	—	..	..	1,500	..	..
Siam . . . . .	—	—	—	—	—	..	..	1,200	..	..
Other Foreign Countries . . . . .	—	—	—	—	—	100	60	245	..	443
<b>TOTAL FOREIGN COUNTRIES</b>	—	—	—	—	—	100	60	2,945	..	443
<i>Share of Bengal . . . . .</i>	—	—	—	—	—	..	..	153	11,800	443
" <i>Bombay . . . . .</i>	—	—	—	—	—	..	..	1,700	..	..
" <i>Madras . . . . .</i>	—	—	—	—	—	3,275	400	2,015	537	74
" <i>Burma . . . . .</i>	—	—	—	—	—	..	60	1,200	..	..
<b>TOTAL . . . . .</b>	—	—	—	—	—	3,275	460	5,068	12,337	517
<b>Total value of vehicles, etc.</b>	—	—	—	—	—	32,248	20,449	48,237	25,751	6,438

No. 14—continued

ARTICLES, AND COUNTRIES OF FINAL DESTINATION; ALSO SHARE OF EACH PROVINCE	QUANTITY					VALUE				
	1927-28	1928-29	1929-30	1930-31	1931-32	1927-28	1928-29	1929-30	1930-31	1931-32
						₹	₹	₹	₹	₹
<b>Wax of all kinds, other than Paraffin wax (excluding candles) (II. L)—</b>	Cwts.	Cwts.	Cwts.	Cwts.	Cwts.					
United Kingdom . . . . .	1,017	398	2,929	331	383	92,553	42,395	87,196	32,904	27,853
Ceylon . . . . .	378	260	317	353	240	41,005	23,798	14,736	16,277	13,787
Straits Settlements (including Labuan) . . . . .	1,908	2,417	890	399	60	1,67,922	1,67,278	75,188	24,953	4,011
Hongkong . . . . .	171	34	106	106	635	18,475	3,980	3,316	6,280	32,585
Cape of Good Hope . . . . .	6,680	..	100	..	108	1,51,979	..	2,099	..	2,162
Mauritius and Dependencies . . . . .	..	..	..	86	54	..	..	..	750	1,592
Canada— Via Pacific Coast . . . . .	..	9	..	..	..	..	8,000	..	..	..
New Zealand (including Nauru and Br. Samoa) . . . . .	..	51	..	..	..	..	5,710	..	..	..
Other British Possessions . . . . .	2	1	2	1	15	96	75	90	30	501
<b>TOTAL BRITISH EMPIRE</b>	<b>10,156</b>	<b>3,170</b>	<b>4,344</b>	<b>1,276</b>	<b>1,490</b>	<b>4,72,021</b>	<b>2,56,236</b>	<b>1,82,615</b>	<b>81,194</b>	<b>83,401</b>
Germany . . . . .	100	..	..	..	..	2,450	..	..	..	..
Belgium . . . . .	..	30	45	..	..	..	3,000	5,000	..	..
France . . . . .	58	97	..	..	6	5,840	8,300	..	..	250
Java . . . . .	251	231	46	..	..	25,453	24,470	4,590	..	..
Siam . . . . .	4,503	7	..	..	..	1,02,649	700	..	..	..
Japan . . . . .	1,500	..	9,231	14,189	3,000	34,125	..	1,96,153	3,23,549	62,097
Egypt . . . . .	..	..	10	..	..	..	..	1,300	..	..
Madagascar . . . . .	..	8	..	..	..	..	1,000	..	..	..
United States of America— Via Atlantic Coast . . . . .	141	60	..	..	..	14,000	6,547	..	..	..
" Pacific " . . . . .	..	5	2	1	..	..	1,461	671	450	..
Other Foreign Countries . . . . .	10	30	7	..	1	555	690	269	..	40
<b>TOTAL FOREIGN COUNTRIES</b>	<b>6,563</b>	<b>469</b>	<b>9,341</b>	<b>14,190</b>	<b>3,007</b>	<b>1,85,072</b>	<b>46,168</b>	<b>2,07,983</b>	<b>3,23,999</b>	<b>63,287</b>
Share of Bengal . . . . .	2,587	2,323	1,192	1,006	1,205	2,65,447	2,59,087	1,16,342	79,857	75,260
" Bombay . . . . .	383	303	120	36	6	36,697	17,905	11,384	2,217	330
" Sind . . . . .	174	93	10	..	6	30,153	9,176	1,050	..	250
" Madras . . . . .	183	73	31	10	30	17,330	6,367	1,913	1,017	1,522
" Burma . . . . .	13,387	436	12,342	14,414	3,260	3,17,051	9,369	2,60,404	3,22,102	63,326
<b>TOTAL</b>	<b>16,719</b>	<b>3,638</b>	<b>13,685</b>	<b>15,466</b>	<b>4,497</b>	<b>6,57,093</b>	<b>3,02,404</b>	<b>3,90,598</b>	<b>4,05,193</b>	<b>1,45,688</b>
<b>Wood and Timber—</b>										
<b>TIMBER, other than RAILWAY SLEEPERS—</b>										
<b>Teak wood (II. B)—</b>	Cubic tons	Cubic tons	Cubic tons	Cubic tons	Cubic tons					
United Kingdom . . . . .	24,274	23,689	31,164	22,313	12,321	71,44,224	26,03,400	92,45,452	66,78,806	34,25,522
Aden and Dependencies . . . . .	61	17	45	57	16	19,778	4,956	8,245	12,175	6,130
Bahrain Islands . . . . .	101	137	122	51	15	18,591	28,389	22,578	8,894	4,390
Maldives . . . . .	13	6	11	11	25	3,115	568	1,910	2,003	2,307
Ceylon . . . . .	4,088	3,627	2,023	1,486	1,431	6,30,020	5,47,580	3,00,705	2,25,394	1,86,391
Straits Settlements (including Labuan) . . . . .	575	449	137	97	55	87,378	67,663	22,020	13,676	8,543
Federated Malay States . . . . .	24	..	..	..	7	3,600	..	..	..	1,013
Hongkong . . . . .	11	4	162	30	75	2,579	576	32,465	3,790	8,059
Protectorate of South-West Africa . . . . .	..	..	10	..	..	..	..	3,000	..	..
Cape of Good Hope . . . . .	3,544	2,741	2,949	1,974	1,467	11,99,602	6,91,451	7,95,130	5,39,579	3,71,946
Natal . . . . .	2,050	1,630	1,072	2,472	454	6,00,422	4,36,621	3,21,533	7,43,660	1,53,639
Zanzibar and Pemba . . . . .	219	203	143	180	147	39,416	57,675	32,201	41,316	26,304
Kenya Colony . . . . .	432	1,051	713	531	161	92,235	2,35,069	1,71,389	1,54,056	35,896
Tanganyika Territory . . . . .	..	..	..	5	..	..	..	..	1,500	..
Anglo-Egyptian Sudan . . . . .	..	9	21	..	..	..	2,727	8,450	..	..
Mauritius and Dependencies . . . . .	1,023	210	537	520	693	1,43,420	40,102	1,09,674	87,133	1,04,827
Seychelles . . . . .	..	..	..	3	..	..	..	..	1,000	..
Canada— Via Atlantic Coast . . . . .	..	49	..	..	..	..	15,249	..	..	..
Western Australia . . . . .	230	74	..	..	..	69,150	23,333	..	..	..
South Australia (including Northern Territory) . . . . .	..	..	..	..	3	..	..	..	..	307
Victoria . . . . .	13	..	7	..	8	4,901	..	2,030	..	2,233
New South Wales . . . . .	463	314	77	45	42	1,21,031	96,375	19,430	11,375	12,750

GENERAL EXPORTS

( 874 )

INDIAN MERCHANDISE

No. 14—continued

ARTICLES, AND COUNTRIES OF FINAL DESTINATION; ALSO SHARE OF EACH PROVINCE	QUANTITY					VALUE				
	1927-28	1928-29	1929-30	1930-31	1931-32	1927-28	1928-29	1929-30	1930-31	1931-32
						₹	₹	₹	₹	₹
<b>Wood and Timber—continued</b>										
<b>TIMBER, other than RAILWAY SLEEPERS—continued</b>										
<b>Teak wood (II. B)—continued</b>	Cubic tons	Cubic tons	Cubic tons	Cubic tons	Cubic tons					
Queensland . . . . .	2	..	..	..	..	1,130	..	..	..	..
Australian Commonwealth (Total)	713	383	34	45	53	1,96,262	1,19,763	21,460	11,375	16,943
New Zealand (including Nauru and Br. Samoa)	..	14	20	15	23	..	4,767	6,358	4,560	7,146
Other British Possessions .	..	..	2	9	..	..	..	290	800	..
<b>TOTAL BRITISH EMPIRE</b>	<b>87,183</b>	<b>39,274</b>	<b>39,225</b>	<b>29,849</b>	<b>17,443</b>	<b>1,01,80,642</b>	<b>1,08,55,616</b>	<b>1,11,03,150</b>	<b>84,35,227</b>	<b>49,58,461</b>
Norway . . . . .	..	..	..	..	15	..	..	..	..	2,700
Sweden . . . . .	..	73	35	41	30	..	22,206	10,500	12,450	8,000
Denmark . . . . .	..	82	..	112	39	..	10,080	..	33,457	11,700
Germany . . . . .	4,502	3,305	2,990	861	94	13,27,123	10,13,108	7,73,297	2,36,530	26,696
Netherlands . . . . .	3,342	4,031	4,162	2,498	910	11,43,242	11,95,705	12,51,259	7,23,457	2,48,313
Belgium . . . . .	60	210	592	315	252	17,013	53,207	1,61,214	75,927	59,923
France . . . . .	1	21	46	551	40	340	6,320	13,938	2,05,574	12,000
Italy . . . . .	..	7	71	242	676	..	1,905	19,000	71,522	2,25,709
Turkey, Asiatic . . . . .	142	75	..	..	..	45,378	12,775	..	..	..
Mascat Territory and Trucial Oman . . . . .	153	196	157	74	11	17,377	20,225	14,772	8,091	1,223
Other Native States in Arabia and Iraq . . . . .	83	47	41	47	22	9,939	7,755	4,188	3,075	1,326
Persia . . . . .	663	134	480	794	16	2,66,893	33,668	1,71,468	2,97,950	4,333
Siam . . . . .	25	45	8	3	..	2,000	5,795	320	600	..
Philippine Islands and Guam	..	..	..	100	..	..	..	..	30,090	..
Japan . . . . .	21	811	173	30	15	5,521	2,41,112	53,400	9,000	4,509
Egypt . . . . .	22	299	411	185	20	6,676	89,655	1,23,235	55,806	5,699
Portuguese East Africa . . . . .	2,746	2,308	1,430	424	433	3,39,081	6,06,995	3,36,331	1,12,700	1,23,750
Madagascar . . . . .	..	..	..	19	..	..	..	..	3,532	..
United States of America—										
Vid Atlantic Coast . . . . .	473	1,175	1,963	3,133	1,452	1,37,079	3,47,255	5,85,204	10,59,485	4,29,346
" Pacific " . . . . .	19	157	..	359	251	2,325	46,376	..	1,31,294	75,453
Chile (including the Pacific Coast of Patagonia)	5	..	..	..	..	1,499	..	..	..	..
Other Foreign Countries . . . . .	7	..	..	3	1	750	..	..	671	150
<b>TOTAL FOREIGN COUNTRIES</b>	<b>13,441</b>	<b>13,317</b>	<b>13,170</b>	<b>10,362</b>	<b>4,670</b>	<b>40,02,669</b>	<b>33,14,440</b>	<b>36,79,103</b>	<b>32,73,162</b>	<b>13,02,394</b>
<b>Share of Bengal :</b>	<b>29</b>	<b>18</b>	<b>21</b>	<b>220</b>	<b>276</b>	<b>6,430</b>	<b>6,317</b>	<b>7,009</b>	<b>22,193</b>	<b>32,366</b>
" Bombay . . . . .	<b>1,635</b>	<b>1,697</b>	<b>1,997</b>	<b>2,603</b>	<b>1,197</b>	<b>5,33,403</b>	<b>4,16,042</b>	<b>6,44,132</b>	<b>3,82,123</b>	<b>1,79,095</b>
" Sind . . . . .	<b>13</b>	<b>13</b>	<b>5</b>	<b>19</b>	<b>2</b>	<b>2,331</b>	<b>3,110</b>	<b>1,470</b>	<b>5,451</b>	<b>409</b>
" Madras . . . . .	<b>470</b>	<b>542</b>	<b>423</b>	<b>193</b>	<b>79</b>	<b>64,391</b>	<b>71,990</b>	<b>44,239</b>	<b>17,542</b>	<b>3,341</b>
" Burma . . . . .	<b>43,427</b>	<b>50,421</b>	<b>49,949</b>	<b>37,171</b>	<b>20,849</b>	<b>1,35,20,346</b>	<b>1,41,72,097</b>	<b>1,40,35,303</b>	<b>1,07,31,031</b>	<b>54,41,144</b>
<b>TOTAL</b>	<b>50,324</b>	<b>53,591</b>	<b>52,395</b>	<b>40,211</b>	<b>22,113</b>	<b>1,41,33,311</b>	<b>1,46,70,056</b>	<b>1,47,32,263</b>	<b>1,17,03,389</b>	<b>56,61,355</b>
<b>Teak Keys (a) (II. B)—</b>	<b>Tons</b>	<b>Tons</b>	<b>Tons</b>	<b>Tons</b>	<b>Tons</b>					
United Kingdom . . . . .	—	2,635	3,067	2,941	2,677	—	4,39,066	5,33,362	5,04,276	4,50,030
Share of Burma . . . . .	—	2,635	3,067	2,941	2,677	—	4,39,066	5,33,362	5,04,276	4,50,030

(a) Shown under this head from 1923-29. For previous years' figures see under "Railway Plant and Rolling Stock".

No. 14—continued

ARTICLES, AND COUNTRIES OF FINAL DESTINATION: ALSO SHARE OF EACH PROVINCE	QUANTITY					VALUE				
	1927-28	1928-29	1929-30	1930-31	1931-32	1927-28	1928-29	1929-30	1930-31	1931-32
	Tons	Tons	Tons	Tons	Tons	₹	₹	₹	₹	₹
<b>Wood and Timber—continued</b>										
<b>Wood—</b>										
<i>Firewood (H. E.)—</i>										
TOTAL BRITISH EMPIRE	4	1	31	..	6	168	97	591	4	825
Native States in Arabia other than Maskat Territory and Trucial Oman	950	1,211	1,617	397	214	20,444	21,566	30,493	6,024	4,934
Other Foreign Countries	33	57	1	..	..	865	1,036	13	6	12
<b>TOTAL FOREIGN COUNTRIES</b>	<b>983</b>	<b>1,268</b>	<b>1,618</b>	<b>397</b>	<b>214</b>	<b>21,309</b>	<b>25,602</b>	<b>30,506</b>	<b>6,030</b>	<b>4,946</b>
<i>Share of Bengal</i>	..	..	..	..	1	100	..	..	..	300
" <i>Bombay</i>	..	1	3	..	..	..	92	315	..	..
" <i>Sind</i>	934	1,268	1,618	397	214	21,327	25,607	30,506	6,030	4,946
" <i>Madras</i>	3	..	28	..	5	45	..	276	4	25
" <i>Burma</i>	..	..	..	..	..	6	..	..	..	..
<b>TOTAL</b>	<b>987</b>	<b>1,269</b>	<b>1,640</b>	<b>397</b>	<b>220</b>	<b>21,477</b>	<b>25,699</b>	<b>31,097</b>	<b>6,034</b>	<b>5,271</b>
<i>Sandal wood (H. E.)—</i>										
United Kingdom	25	40	28	50	80	34,408	67,905	41,107	73,590	1,25,686
Aden and Dependencies	3	6	7	4	4	3,525	5,515	5,456	5,065	6,427
Ceylon	2	4	1	1	..	3,286	10,267	3,198	1,755	1,226
Straits Settlements (including Labuan)	..	..	27	16	41	300	1,165	66,830	33,240	76,070
Hongkong	50	39	2	7	13	38,207	57,600	5,280	14,210	22,814
Nigeria (including British Cameroons)	..	..	2	..	..	..	..	2,000	..	..
Zanzibar and Pemba	..	2	..	1	..	1,001	1,462	376	1,155	578
Anglo-Egyptian Sudan	52	42	61	58	37	77,607	3,69,225	1,19,994	88,715	53,837
Other British Possessions	..	..	..	..	..	1,020	670	575	195	640
<b>TOTAL BRITISH EMPIRE</b>	<b>138</b>	<b>133</b>	<b>128</b>	<b>137</b>	<b>184</b>	<b>2,09,499</b>	<b>2,13,969</b>	<b>2,38,815</b>	<b>2,17,805</b>	<b>2,87,280</b>

GENERAL EXPORTS

( 876 )

INDIAN MERCHANDISE

No. 14—continued

ARTICLES, AND COUNTRIES OF FINAL DESTINATION; ALSO SHARE OF EACH PROVINCE	QUANTITY					VALUE				
	1927-28	1928-29	1929-30	1930-31	1931-32	1927-28	1928-29	1929-30	1930-31	1931-32
	Tons	Tons	Tons	Tons	Tons	R	R	R	R	R
<b>Wood and Timber—continued</b>										
<b>Wood—continued</b>										
<i>Sandal wood—continued</i>										
Germany . . . . .	60	..	98	..	..	1,02,400	..	1,75,250	..	..
France . . . . .	9	7	16	3	6	14,520	12,510	27,200	5,160	13,100
Italy . . . . .	..	1	4	1	..	..	810	3,022	800	..
Syria . . . . .	1	2	..	..	..	1,500	2,000	..	..	170
Maskat Territory and Trucial Oman . . . . .	1	2	1	2	..	2,095	5,012	2,840	2,950	2,470
Other Native States in Arabia	..	2	..	..	..	..	1,650	..	..	..
Iraq . . . . .	1	..	..	..	..	1,680	..	..	..	..
Persia . . . . .	..	..	1	..	..	510	525	1,123	325	..
China (exclusive of Hong- kong and Macao) . . . . .	45	99	61	41	46	83,860	1,67,402	1,19,857	63,865	53,025
Japan . . . . .	4	23	9	..	34	7,140	49,697	18,010	..	63,373
Egypt . . . . .	5	8	5	2	5	9,000	12,853	6,640	3,410	5,498
Italian East Africa (Somal- land and Eritrea) . . . . .	..	..	..	..	..	..	1,100	150	400	200
United States of America— Via Atlantic Coast . . . . .	729	678	618	522	509	11,37,698	12,00,197	10,38,909	8,89,438	8,59,339
Other Foreign Countries . . . . .	..	..	2	..	..	1,000	436	1,700	..	500
<b>TOTAL FOREIGN COUNTRIES</b>	<b>855</b>	<b>827</b>	<b>815</b>	<b>571</b>	<b>600</b>	<b>14,12,003</b>	<b>15,14,252</b>	<b>13,94,901</b>	<b>9,65,848</b>	<b>10,00,680</b>
<i>Share of Bengal . . . . .</i>	..	..	..	..	..	15	250	..	..	339
“ Bombay . . . . .	686	904	805	607	292	10,93,960	16,22,145	13,89,099	8,15,062	3,76,357
“ Sind . . . . .	..	..	..	..	..	..	267	61	..	..
“ Madras . . . . .	308	56	138	301	492	5,32,167	1,04,334	2,44,556	3,63,421	9,12,237
“ Burma . . . . .	..	..	..	..	..	300	1,125	..	240	27
<b>TOTAL</b>	<b>903</b>	<b>960</b>	<b>943</b>	<b>708</b>	<b>784</b>	<b>16,21,442</b>	<b>17,28,121</b>	<b>16,37,716</b>	<b>11,83,748</b>	<b>12,87,960</b>
<b>OTHER KINDS OF WOOD AND TIMBER (L. R.)—</b>										
United Kingdom . . . . .	—	—	—	—	—	1,73,882	1,49,647	2,45,566	2,24,904	1,72,221
Aden and Dependencies . . . . .	—	—	—	—	—	32,316	3,316	12,796	7,798	1,712
Bahrain Islands . . . . .	—	—	—	—	—	10,575	14,529	14,650	4,726	5,070
Maldives . . . . .	—	—	—	—	—	1,856	2,490	5,041	4,513	10,333
Ceylon . . . . .	—	—	—	—	—	10,934	15,202	43,489	14,001	9,570
Straits Settlements (including Labuan) . . . . .	—	—	—	—	—	150	..	1,710	2	3,879
Hongkong . . . . .	—	—	—	—	—	4,113	1,250	6,186	4,220	2,991
Cape of Good Hope . . . . .	—	—	—	—	—	..	3,280	19,168	1,000	2,025
Natal . . . . .	—	—	—	—	—	..	..	1,000	50	700
Zanzibar and Pemba . . . . .	—	—	—	—	—	338	..	1,212	780	284
Canada—										
Via Atlantic Coast . . . . .	—	—	—	—	—	..	..	..	..	1,089
Kenya Colony . . . . .	—	—	—	—	—	1,100	3,625	1,040	499	..
Mauritius and Dependencies . . . . .	—	—	—	—	—	..	..	1,723	..	40
Other British possessions . . . . .	—	—	—	—	—	1,000	2,377	1,891	615	735
<b>TOTAL BRITISH EMPIRE</b>	<b>—</b>	<b>—</b>	<b>—</b>	<b>—</b>	<b>—</b>	<b>2,35,739</b>	<b>1,95,466</b>	<b>3,54,457</b>	<b>2,63,708</b>	<b>2,11,204</b>

No. 14—continued

ARTICLES, AND COUNTRIES OF FINAL DESTINATION; ALSO SHARE OF EACH PROVINCE	QUANTITY					VALUE				
	1927-28	1928-29	1929-30	1930-31	1931-32	1927-28	1928-29	1929-30	1930-31	1931-32
						R	R	R	R	R
<b>Wood and Timber—continued</b>										
<b>OTHER KINDS OF WOOD AND TIMBER (II. B.)—contd.</b>										
Germany . . . . .	—	—	—	—	—	45,115	38,065	33,837	9,100	3,710
Netherlands . . . . .	—	—	—	—	—	2,285	39,450	58,159	2,134	1,000
Belgium . . . . .	—	—	—	—	—	..	2,074	1,500	5	..
France . . . . .	—	—	—	—	—	55,071	1,12,625	73,634	18,012	..
Italy . . . . .	—	—	—	—	—	3,035	2,960	4,226	12,805	7,347
Turkey, European . . . . .	—	—	—	—	—	..	..	1,800	..	..
Turkey, Asiatic . . . . .	—	—	—	—	—	..	..	..	1,000	..
Mascat Territory and Trucial Oman . . . . .	—	—	—	—	—	45,735	28,398	32,904	18,343	2,205
Other Native States in Arabia	—	—	—	—	—	26,671	6,925	21,814	7,429	3,229
Iraq . . . . .	—	—	—	—	—	60,364	58,455	80,076	60,931	31,986
Persia . . . . .	—	—	—	—	—	27,653	17,909	66,895	77,481	2,680
Siam . . . . .	—	—	—	—	—	2,305	388	1,030	..	..
Japan . . . . .	—	—	—	—	—	575	1,900	1,415	1,986	1,500
Egypt . . . . .	—	—	—	—	—	1,300	2,300	1,750	2,224	..
Tunis . . . . .	—	—	—	—	—	200	2,345	2,600	1,700	..
Portuguese East Africa . . . . .	—	—	—	—	—	244	1,204	1,085	..	2,425
United States of America— Via Atlantic Coast . . . . .	—	—	—	—	—	38,677	64,340	47,264	26,103	8,957
„ Pacific „ . . . . .	—	—	—	—	—	..	..	..	200	..
Other Foreign Countries . . . . .	—	—	—	—	—	20	1,345	56	1,110	100
<b>TOTAL FOREIGN COUNTRIES</b>	—	—	—	—	—	<b>3,09,250</b>	<b>3,80,828</b>	<b>4,32,695</b>	<b>2,36,214</b>	<b>65,089</b>
Share of Bengal . . . . .	—	—	—	—	—	18,039	46,116	1,59,666	75,566	1,05,313
„ Bombay . . . . .	—	—	—	—	—	1,03,696	79,132	1,25,963	1,14,239	16,451
„ Sind . . . . .	—	—	—	—	—	3,343	3,207	2,292	2,728	1,545
„ Madras . . . . .	—	—	—	—	—	2,86,773	3,38,160	3,65,801	1,70,525	55,938
„ Burma . . . . .	—	—	—	—	—	1,33,033	54,629	1,33,330	1,36,520	96,496
<b>TOTAL</b>	—	—	—	—	—	<b>5,44,989</b>	<b>5,76,294</b>	<b>7,87,152</b>	<b>4,99,922</b>	<b>2,76,293</b>
<b>MANUFACTURES OF WOOD, other than FURNITURE AND CABINETWARE (III. G)—</b>										
United Kingdom . . . . .	—	—	—	—	—	24,085	36,131	59,212	30,055	65,384
Gibraltar . . . . .	—	—	—	—	—	2,945	2,834	6,500	11,470	4,525
Malta and Gozo . . . . .	—	—	—	—	—	600	500	1,725	1,125	..
Aden and Dependencies . . . . .	—	—	—	—	—	12,054	3,492	12,749	8,302	8,225
Bahrain Islands . . . . .	—	—	—	—	—	2,333	5,401	5,791	17,479	685
Maldives . . . . .	—	—	—	—	—	3,138	629	165	420	599
Ceylon . . . . .	—	—	—	—	—	18,812	10,499	13,735	9,707	9,417
Straits Settlements (including Labuan) . . . . .	—	—	—	—	—	2,905	5,364	3,497	2,277	1,400
Natal . . . . .	—	—	—	—	—	1,509	1,717	1,712	1,677	1,085
Zanzibar and Pemba . . . . .	—	—	—	—	—	8,185	8,565	7,790	4,230	3,536
Kenya Colony . . . . .	—	—	—	—	—	16,707	13,784	9,720	6,030	4,276
Tanganyika Territory . . . . .	—	—	—	—	—	8,585	12,430	15,297	9,640	8,995
Mauritius and Dependencies	—	—	—	—	—	3,150	400	23,649	2,150	..
Canada—										
Via Atlantic Coast . . . . .	—	—	—	—	—	863	3,234	1,925	2,991	1,259
Pacific . . . . .	—	—	—	—	—	4,058	1,535	323	..	425
British West India Islands . . . . .	—	—	—	—	—	..	..	1,800	..	450
Western Australia . . . . .	—	—	—	—	—	50	262	..	..	..
South Australia (including Northern Territory) . . . . .	—	—	—	—	—	50	150	..	..	..
Victoria . . . . .	—	—	—	—	—	979	1,510	650	50	..
New South Wales . . . . .	—	—	—	—	—	732	465	1,100	40	250
Australian Commonwealth (Total) . . . . .	—	—	—	—	—	1,811	2,377	1,750	30	250
New Zealand . . . . .	—	—	—	—	—	823	..	2,183	2,708	1,585
Other British Possessions . . . . .	—	—	—	—	—	1,144	1,613	2,056	734	966
<b>TOTAL BRITISH EMPIRE</b>	—	—	—	—	—	<b>1,18,797</b>	<b>1,10,055</b>	<b>1,71,584</b>	<b>36,213</b>	<b>1,13,102</b>
Germany . . . . .	—	—	—	—	—	6,669	125	234	333	20
Netherlands . . . . .	—	—	—	—	—	290	166	1,040	..	4,400
France . . . . .	—	—	—	—	—	..	2,300	1,733	1,923	2,220
Italy . . . . .	—	—	—	—	—	500	400	1,290	2,295	2,545

GENERAL EXPORTS

( 878 )

INDIAN MERCHANDISE

No. 14—continued

ARTICLES, AND COUNTRIES OF FINAL DESTINATION; ALSO SHARE OF EACH PROVINCE	QUANTITY					VALUE				
	1927-28	1928-29	1929-30	1930-31	1931-32	1927-28	1928-29	1929-30	1930-31	1931-32
<b>Wood and Timber—continued</b>										
<b>MANUFACTURES OF WOOD, other than FURNITURE AND CABINET- WARE (III. G)—continued</b>										
Syria . . . . .	—	—	—	—	—	..	..	850	800	4, 0
Mascat Territory and Trucial Oman . . . . .	—	—	—	—	—	13,232	7,625	12,129	8,269	8,096
Other Native States in Arabia . . . . .	—	—	—	—	—	6,924	7,293	4,768	8,330	3,418
Iraq . . . . .	—	—	—	—	—	28,218	13,082	13,690	15,686	10,433
Persia . . . . .	—	—	—	—	—	6,467	2,891	2,585	649	400
Java . . . . .	—	—	—	—	—	3,125	4,150	4,130	2,943	1,550
Siam . . . . .	—	—	—	—	—	2,421	1,814	656	355	170
Philippine Islands and Guam . . . . .	—	—	—	—	—	..	1,500	650	200	1,095
Japan . . . . .	—	—	—	—	—	1,363	800	21	150	..
Egypt . . . . .	—	—	—	—	—	1,385	..	430	263	2,100
Portuguese East Africa . . . . .	—	—	—	—	—	2,165	3,808	4,300	5,478	9,814
Italian East Africa (Somal- land and Britree) . . . . .	—	—	—	—	—	741	5,540	2,375	980	..
United States of America— Via Atlantic Coast . . . . .	—	—	—	—	—	6,720	29,695	9,319	5,685	4,025
“ Pacific “ . . . . .	—	—	—	—	—	6,034	2,596	4,336	2,220	600
Panama . . . . .	—	—	—	—	—	1,100	..	1,100	..	500
Other Foreign Countries . . . . .	—	—	—	—	—	2,354	2,944	1,474	3,250	1,323
<b>TOTAL FOREIGN COUNTRIES</b>	—	—	—	—	—	88,478	86,229	67,020	48,309	52,678
Share of Bengal . . . . .	—	—	—	—	—	21,650	34,177	40,761	14,235	43,959
“ Bombay . . . . .	—	—	—	—	—	1,34,356	1,27,842	1,43,316	1,13,467	1,02,991
“ Sind . . . . .	—	—	—	—	—	15,474	8,318	12,378	3,643	6,372
“ Madras . . . . .	—	—	—	—	—	17,805	22,105	9,995	8,346	5,044
“ Burma . . . . .	—	—	—	—	—	9,985	3,942	31,134	4,331	2,414
<b>TOTAL</b>	—	—	—	—	—	2,02,270	1,96,834	2,38,604	1,44,522	1,65,780
<b>Estimated value of Wood and Timber—</b>										
United Kingdom . . . . .	—	—	—	—	—	73,76,571	93,46,411	1,01,25,514	74,11,631	43,38,843
Gibraltar . . . . .	—	—	—	—	—	2,945	2,834	6,500	11,470	5,230
Malta and Gozo . . . . .	—	—	—	—	—	600	500	1,725	1,125	..
Aden and Dependencies . . . . .	—	—	—	—	—	67,673	17,279	39,246	33,340	22,496
Bahrain Islands . . . . .	—	—	—	—	—	31,517	48,319	43,014	16,099	10,145
Maldives . . . . .	—	—	—	—	—	8,109	3,687	7,116	6,935	13,769
Ceylon . . . . .	—	—	—	—	—	6,63,202	5,83,553	3,61,403	2,51,461	2,07,404
Straits Settlements (includ- ing Labuan) . . . . .	—	—	—	—	—	90,823	74,532	94,057	40,195	89,937
Federated Malay States . . . . .	—	—	—	—	—	4,081	815	72	100	1,243
Hongkong . . . . .	—	—	—	—	—	95,379	59,446	44,031	22,589	34,263
Nigeria (including Br. Cameroons) . . . . .	—	—	—	—	—	..	..	3,241	1,040	..
Protectorate of South-West Africa . . . . .	—	—	—	—	—	..	..	3,000	..	..
Cape of Good Hope . . . . .	—	—	—	—	—	11,99,617	6,94,731	8,15,056	5,40,624	3,74,304
Natal . . . . .	—	—	—	—	—	6,02,371	4,38,510	3,24,645	7,50,537	1,55,749
Zanzibar and Pemba . . . . .	—	—	—	—	—	48,935	68,127	41,578	47,981	30,052
Kenya Colony . . . . .	—	—	—	—	—	1,10,447	2,52,738	1,82,319	1,60,620	40,187
Tanganyika Territory . . . . .	—	—	—	—	—	8,585	12,630	15,297	11,300	8,995
Anglo-Egyptian Sudan . . . . .	—	—	—	—	—	77,607	71,952	1,22,829	88,900	54,037
Mauritius and Dependencies . . . . .	—	—	—	—	—	1,46,570	40,502	1,35,051	69,268	1,04,867
Seychelles . . . . .	—	—	—	—	—	..	120	20	1,000	85
Canada— Via Atlantic Coast . . . . .	—	—	—	—	—	863	18,533	1,025	2,991	2,348
“ Pacific “ . . . . .	—	—	—	—	—	4,058	1,585	328	..	425
British West India Islands, Western Australia . . . . .	—	—	—	—	—	69,400	23,640	1,800	..	460
South Australia (including Northern Territory) . . . . .	—	—	—	—	—	50	160	..	..	907
Victoria . . . . .	—	—	—	—	—	6,280	1,750	2,700	50	2,230
New South Wales . . . . .	—	—	—	—	—	1,21,312	96,840	20,530	11,415	13,000
Queensland . . . . .	—	—	—	—	—	1,130	..	..	..	..
<b>Australian Commonwealth (Total) . . . . .</b>	—	—	—	—	—	1,98,673	1,22,399	33,230	11,465	16,193
New Zealand (including Niara and Br. Samoa) . . . . .	—	—	—	—	—	823	5,148	3,541	7,332	8,631
Other British Possessions . . . . .	—	—	—	—	—	333	427	941	120	49
<b>TOTAL BRITISH EMPIRE</b>	—	—	—	—	—	1,07,39,735	1,18,64,799	1,24,02,459	95,17,323	84,20,402



No. 14—continued

ARTICLES, AND COUNTRIES OF FINAL DESTINATION; ALSO SHARE OF EACH PROVINCE	QUANTITY					VALUE				
	1927-28	1928-29	1929-30	1930-31	1931-32	1927-28	1928-29	1929-30	1930-31	1931-32
						₹	₹	₹	₹	₹
<b>Wood and Timber—concluded</b>										
<i>Total value of Wood and Timber—continued</i>										
Sweden . . . . .	—	—	—	—	—	184	22,690	10,717	12,750	8,185
Norway . . . . .	—	—	—	—	—	..	..	..	..	2,700
Denmark . . . . .	—	—	—	—	—	..	10,080	5	33,457	11,805
Germany . . . . .	—	—	—	—	—	14,81,312	10,51,298	9,82,668	3,05,963	30,426
Netherlands . . . . .	—	—	—	—	—	11,45,817	12,35,577	18,05,418	7,25,591	2,49,013
Belgium . . . . .	—	—	—	—	—	17,483	60,281	1,63,043	75,932	60,103
France . . . . .	—	—	—	—	—	69,931	1,33,755	1,16,505	2,26,271	27,320
Italy . . . . .	—	—	—	—	—	3,535	5,075	27,538	37,422	2,35,601
Austria . . . . .	—	—	—	—	—	1,000	..	700	..	8
Turkey, European . . . . .	—	—	—	—	—	..	..	2,800	..	..
Turkey, Asiatic . . . . .	—	—	—	—	—	45,378	12,775	..	1,000	..
Syria . . . . .	—	—	—	—	—	1,500	2,000	350	300	4,170
Maskat Territory and Tru- sal Oman . . . . .	—	—	—	—	—	78,984	61,319	69,658	32,659	9,011
Other Native States in Arabia	—	—	—	—	—	68,978	48,249	61,263	19,858	13,402
Iraq . . . . .	—	—	—	—	—	2,70,285	1,07,241	2,04,343	2,18,619	1,03,472
Persia . . . . .	—	—	—	—	—	3,01,763	55,063	2,42,021	3,76,405	7,937
Java . . . . .	—	—	—	—	—	3,123	4,150	4,130	3,364	1,700
Siam . . . . .	—	—	—	—	—	6,726	3,024	2,506	955	170
Philippine Islands and Guam	—	—	—	—	—	..	1,500	658	30,290	1,095
China (exclusive of Hong- kong and Macao) . . . . .	—	—	—	—	—	84,400	1,67,567	1,20,030	63,365	56,125
Japan . . . . .	—	—	—	—	—	14,509	2,33,769	72,346	11,136	69,378
Egypt . . . . .	—	—	—	—	—	18,061	1,04,898	1,32,255	61,703	13,297
Tunisi . . . . .	—	—	—	—	—	200	2,345	2,600	2,600	..
Portuguese East Africa . . . . .	—	—	—	—	—	8,41,540	6,12,007	3,92,216	1,18,170	1,41,189
Madagascar . . . . .	—	—	—	—	—	..	205	50	4,012	..
Italian East Africa (Somal- land and Eritrea) . . . . .	—	—	—	—	—	741	7,430	3,075	2,010	200
United States of America— Via Atlantic Coast . . . . .	—	—	—	—	—	13,70,174	17,01,467	16,80,996	19,80,711	13,02,567
“ Pacific “ . . . . .	—	—	—	—	—	8,909	49,472	4,336	1,33,714	76,058
Panama . . . . .	—	—	—	—	—	..	..	1,100	..	500
Chile (including the Pacific Coast of Patagonia) . . . . .	—	—	—	—	—	1,499	950	..	..	..
Other Foreign Countries . . . . .	—	—	—	—	—	1,590	1,904	700	1,300	905
<b>TOTAL FOREIGN COUNTRIES</b>	—	—	—	—	—	<b>58,33,704</b>	<b>58,21,351</b>	<b>56,04,225</b>	<b>45,29,563</b>	<b>24,26,287</b>
<i>Share of Bengal</i>	—	—	—	—	—	<i>49,284</i>	<i>57,360</i>	<i>2,07,426</i>	<i>1,11,988</i>	<i>1,67,777</i>
“ Bombay . . . . .	—	—	—	—	—	<i>19,20,475</i>	<i>22,45,303</i>	<i>23,03,405</i>	<i>19,24,960</i>	<i>6,73,394</i>
“ Sind . . . . .	—	—	—	—	—	<i>42,830</i>	<i>46,009</i>	<i>47,207</i>	<i>17,352</i>	<i>13,272</i>
“ Madras . . . . .	—	—	—	—	—	<i>8,91,181</i>	<i>5,36,539</i>	<i>6,05,617</i>	<i>5,64,338</i>	<i>9,31,635</i>
“ Burma . . . . .	—	—	—	—	—	<i>1,36,69,719</i>	<i>1,47,20,359</i>	<i>1,47,33,629</i>	<i>1,14,27,248</i>	<i>59,90,111</i>
<b>TOTAL</b>	—	—	—	—	—	<b>1,65,73,489</b>	<b>1,76,86,120</b>	<b>1,30,06,684</b>	<b>1,40,46,566</b>	<b>78,46,689</b>
<b>Postal Articles (V)—</b>										
United Kingdom . . . . .	—	—	—	—	—	76,50,193	67,99,818	61,50,841	53,55,294	51,00,136
Gibraltar . . . . .	—	—	—	—	—	6,744	3,376	5,702	5,016	5,451
Bahrain Islands . . . . .	—	—	—	—	—	1,85,004	1,81,273	1,49,143	92,024	68,567
Ceylon Straits Settlements (including Labuan) . . . . .	—	—	—	—	—	52,60,033	38,06,631	35,85,325	28,01,098	17,77,140
Federated Malay States . . . . .	—	—	—	—	—	53,25,124	42,18,094	48,34,943	60,08,089	63,55,015
British Borneo . . . . .	—	—	—	—	—	11,89,675	9,19,947	10,82,199	6,38,443	3,40,461
Hongkong . . . . .	—	—	—	—	—	6,073	6,527	9,310	3,233	1,312
Natal . . . . .	—	—	—	—	—	15,49,993	16,09,563	10,97,166	10,58,934	8,19,836
Natal . . . . .	—	—	—	—	—	1,92,623	1,70,525	1,73,654	1,24,574	1,26,743
Transvaal . . . . .	—	—	—	—	—	1,23,224	92,112	1,09,794	92,146	70,390
Zanzibar and Pemba . . . . .	—	—	—	—	—	3,24,029	1,64,771	1,13,035	91,177	1,10,406
Kenya Colony . . . . .	—	—	—	—	—	5,55,906	3,43,511	2,62,314	2,26,625	1,68,727
Tanganyika Territory . . . . .	—	—	—	—	—	1,33,977	1,39,147	95,673	92,237	71,074
Uganda Protectorate . . . . .	—	—	—	—	—	1,56,419	3,27,463	2,77,767	2,35,011	1,22,241
Nyasaland Protectorate . . . . .	—	—	—	—	—	..	19,099	..	..	..
Somaland Protectorate . . . . .	—	—	—	—	—	10,791	13,233	3,333	3,160	2,249
Mauritius and Dependencies . . . . .	—	—	—	—	—	43,831	33,353	25,630	26,732	21,185
Seychelles . . . . .	—	—	—	—	—	15,077	24,471	13,503	5,401	3,431
Western Australia . . . . .	—	—	—	—	—	32,640	25,323	34,954	19,497	6,972

GENERAL EXPORTS

INDIAN MERCHANDISE

( 880 )

No. 14—continued

ARTICLES, AND COUNTRIES OF FINAL DESTINATION; ALSO SHARE OF EACH PROVINCE	QUANTITY					VALUE				
	1927-28	1928-29	1929-30	1930-31	1931-32	1927-28	1928-29	1929-30	1930-31	1931-32
						₹	₹	₹	₹	₹
<b>Postal Articles (V)—continued</b>										
South Australia (including Northern Territory)	—	—	—	—	—	29,754	30,964	42,715	24,641	5,766
Victoria	—	—	—	—	—	98,071	1,22,199	1,10,711	45,005	26,539
New South Wales	—	—	—	—	—	2,30,811	1,65,196	1,45,189	89,120	47,272
Queensland	—	—	—	—	—	23,910	26,006	40,390	21,544	13,745
Australian Commonwealth (Total)	—	—	—	—	—	5,38,216	3,09,691	3,73,989	1,95,807	1,00,264
New Zealand (including Nauru and Br. Samoa)	—	—	—	—	—	1,22,420	1,63,545	1,49,952	1,53,313	87,636
Fiji Islands	—	—	—	—	—	35,868	38,886	34,497	25,603	21,701
Other Foreign Countries	—	—	—	—	—	..	..	..	..	717
<b>TOTAL BRITISH EMPIRE</b>	—	—	—	—	—	2,33,37,509	1,94,20,090	1,88,53,315	1,72,70,232	1,53,91,202
Netherlands	—	—	—	—	—	..	55,419	..	..	..
France	—	—	—	—	—	11,78,509	9,09,956	12,07,860	12,44,675	14,02,535
Maskat Territory and Trucial Oman	—	—	—	—	—	52,544	46,577	48,376	40,778	35,436
Other Native States in Arabia	—	—	—	—	—	3,061	921	960	1,703	887
Iraq	—	—	—	—	—	13,81,943	13,97,792	6,97,776	4,14,515	2,91,822
Persia	—	—	—	—	—	12,58,976	13,27,223	9,82,023	2,11,273	69,563
Henjam Island	—	—	—	—	—	1,211	920	1,008	852	232
Sumatra	—	—	—	—	—	1,02,951	1,46,532	2,71,490	2,12,392	1,07,752
Java	—	—	—	—	—	16,101	10,823	20,931	14,443	14,063
Borneo (Dutch)	—	—	—	—	—	10,11,481	10,50,093	4,22,343	3,10,051	2,66,526
Slam	—	—	—	—	—	2,59,093	2,42,005	2,09,973	1,50,095	70,570
Philippine Islands and Guam	—	—	—	—	—	..	..	..	1,269	9,337
Indo-China (including Cochin-China, Cambodia, Annam, Tonkin and French leased territories in China)	—	—	—	—	—	1,36,155	1,54,513	1,18,666	46,511	23,557
Japan	—	—	—	—	—	72,375	50,777	71,923	45,391	23,149
Egypt	—	—	—	—	—	3,30,521	3,09,053	3,89,937	3,43,843	1,91,177
Portuguese East Africa	—	—	—	—	—	37,671	94,029	66,334	53,171	35,073
French Somaliland	—	—	—	—	—	1,04,481	75,233	43,191	30,569	26,364
United States of America—Vid Atlantic Coast	—	—	—	—	—	21,312	20,017	20,331	20,202	17,612
Haiti and St. Domingo	—	—	—	—	—	11,276	13,037	8,301	7,734	3,165
Other Foreign Countries	—	—	—	—	—	370	199	243	553	..
<b>TOTAL FOREIGN COUNTRIES</b>	—	—	—	—	—	60,80,536	59,05,233	41,37,736	31,55,025	25,95,200
Share of Bengal	—	—	—	—	—	61,13,345	61,69,133	37,06,505	32,40,403	22,09,723
“ Bombay	—	—	—	—	—	1,13,41,366	1,03,50,333	39,35,017	69,17,430	62,64,500
“ Sind	—	—	—	—	—	6,51,676	4,32,972	4,72,773	3,33,244	2,33,271
“ Madras	—	—	—	—	—	1,01,36,403	71,21,337	70,45,639	49,24,999	31,03,370
“ Burma	—	—	—	—	—	11,24,355	12,00,935	32,31,117	60,13,132	61,20,534
<b>TOTAL</b>	—	—	—	—	—	2,94,18,045	2,53,25,323	2,34,41,051	2,04,31,307	1,79,86,402
<b>All other articles of merchandise—UNMANUFACTURED (II. B)—</b>										
United Kingdom	—	—	—	—	—	6,61,597	4,73,357	4,45,320	3,96,401	4,13,439
Aden and Dependencies	—	—	—	—	—	53,149	57,777	53,755	41,539	22,953
Bahrain Islands	—	—	—	—	—	7,517	5,903	5,605	495	973
Ceylon	—	—	—	—	—	45,440	57,194	53,630	72,333	34,010
Straits Settlements (including Labuan)	—	—	—	—	—	11,435	43,779	65,423	43,013	22,100
Federated Malay States	—	—	—	—	—	4,937	11,193	20,291	17,317	3,929
Hongkong	—	—	—	—	—	13,016	25,030	10,423	6,053	4,415
Natal	—	—	—	—	—	1,043	495	406	1,100	299
Zanzibar and Pemba	—	—	—	—	—	650	530	677	332	1,290
Kenya Colony	—	—	—	—	—	1,377	1,312	915	1,303	1,293
Anglo-Egyptian Sudan	—	—	—	—	—	..	750	425	620	2,000
Canada—Vid Atlantic Coast	—	—	—	—	—	..	..	12,400	..	..
South Australia (including Northern Territory)	—	—	—	—	—	..	..	..	40	415
Victoria	—	—	—	—	—	..	240	10	..	390
New South Wales	—	—	—	—	—	2,050	..	64,119	64,410	6,600

No. 14—continued

ARTICLES, AND COUNTRIES OF FINAL DESTINATION; ALSO SHARE OF EACH PROVINCE	QUANTITY					VALUE				
	1927-28	1928-29	1929-30	1930-31	1931-32	1927-28	1928-29	1929-30	1930-31	1931-32
All other articles of mer- chandise—continued										
UNMANUFACTURED (II. S)— continued						R	R	R	R	R
Australian Commonwealth (Total)	—	—	—	—	—	2,050	240	64,139	64,450	7,965
Other British Possessions	—	—	—	—	—	884	1,879	1,068	698	1,013
TOTAL BRITISH EMPIRE	—	—	—	—	—	8,11,615	6,89,224	7,34,407	6,43,955	5,20,596
Denmark . . . . .	—	—	—	—	—	1,670	1,783	..	442	2,189
Germany . . . . .	—	—	—	—	—	12,67,885	16,08,176	13,92,196	8,68,096	7,85,058
Netherlands . . . . .	—	—	—	—	—	84,990	80,764	25,350	11,101	65,856
Belgium . . . . .	—	—	—	—	—	81,008	22,625	97,566	80,554	19,641
France . . . . .	—	—	—	—	—	4,34,701	2,89,465	2,59,613	2,35,365	1,64,851
Spain . . . . .	—	—	—	—	—	4,82,419	7,65,179	6,67,498	2,69,009	76,628
Portugal . . . . .	—	—	—	—	—	4,010	4,666	14,660	3,305	..
Switzerland . . . . .	—	—	—	—	—	9,000	5	..	..	3,255
Italy . . . . .	—	—	—	—	—	1,76,728	1,56,303	1,28,157	64,031	49,811
Fiume . . . . .	—	—	—	—	—	10,521	10,531	..	..	..
Austria . . . . .	—	—	—	—	—	1,620	..	..	..	..
Greece . . . . .	—	—	—	—	—	39,340	..	..	..	..
Turkey, European . . . . .	—	—	—	—	—	..	7,110	32,000	..	..
Turkey, Asiatic . . . . .	—	—	—	—	—	1,920	..	..	..	425
Syria	—	—	—	—	—	1,07,148	25,929	37,573	1,08,490	60,650
Maskat Territory and Trucial Oman . . . . .	—	—	—	—	—	788	4,088	739	953	241
Other Native States in Arabia	—	—	—	—	—	9,054	3,505	639	6,994	2,053
Iraq . . . . .	—	—	—	—	—	15,454	16,289	12,593	6,359	9,972
Persia . . . . .	—	—	—	—	—	3,378	8,295	10,902	12,734	1,705
Java . . . . .	—	—	—	—	—	..	..	..	3,300	40
China (exclusive of Hong- kong and Macao) . . . . .	—	—	—	—	—	27,490	71,860	51,026	29,010	41,815
Japan . . . . .	—	—	—	—	—	2,24,210	2,86,024	3,58,825	2,65,023	2,32,612
Egypt . . . . .	—	—	—	—	—	340	5,866	290	2,702	110
United States of America— Via Atlantic Coast . . . . .	—	—	—	—	—	6,26,744	9,86,203	14,13,699	6,81,981	1,96,523
„ Pacific „ . . . . .	—	—	—	—	—	340	5,808	31,884	11,195	7,120
Other Foreign Countries	—	—	—	—	—	420	853	1,427	684	1,251
TOTAL FOREIGN COUNTRIES	—	—	—	—	—	36,00,676	49,62,006	45,37,033	26,11,328	17,11,212
Share of Bengal . . . . .	—	—	—	—	—	5,47,407	6,26,385	7,63,179	5,65,198	3,60,143
„ Bombay . . . . .	—	—	—	—	—	17,73,979	18,99,145	17,74,045	19,48,071	7,75,841
„ Sind . . . . .	—	—	—	—	—	18,99,140	22,11,895	22,16,316	13,30,327	9,47,371
„ Madras . . . . .	—	—	—	—	—	1,53,635	1,90,332	3,93,756	2,32,520	36,681
„ Burma . . . . .	—	—	—	—	—	39,036	1,22,973	1,23,695	33,667	51,261
TOTAL	—	—	—	—	—	44,12,293	50,51,230	52,71,499	32,60,283	22,31,608
MANUFACTURED (III. V)— United Kingdom . . . . .	—	—	—	—	—	1,18,428	1,96,731	1,63,310	1,11,888	33,720
Palestine . . . . .	—	—	—	—	—	25,739	15,256	10,540	17,024	5,800
Aden and Dependancies	—	—	—	—	—	41,531	30,974	20,592	27,114	12,946
Bahrein Islands . . . . .	—	—	—	—	—	50,911	75,207	93,376	59,359	21,212
Maldives . . . . .	—	—	—	—	—	6,609	794	370	837	729
Cyprus . . . . .	—	—	—	—	—	..	..	..	20	4,042
Ceylon	—	—	—	—	—	1,12,141	1,08,231	1,11,624	92,919	66,813
Straits Settlements (includ- ing Labuan) . . . . .	—	—	—	—	—	37,813	48,829	63,366	37,028	31,305
Federated Malay States . . . . .	—	—	—	—	—	14,139	15,504	16,139	10,466	8,133
Hongkong . . . . .	—	—	—	—	—	2,372	6,863	11,077	3,737	220
Cape of Good Hope . . . . .	—	—	—	—	—	300	400	2,665	170	60
Natal . . . . .	—	—	—	—	—	13,723	10,484	8,463	11,071	6,174
Zanzibar and Pemba . . . . .	—	—	—	—	—	4,468	5,293	5,609	3,634	7,941
Kenya Colony . . . . .	—	—	—	—	—	23,119	13,001	16,779	24,533	23,701
Tanzania Territory . . . . .	—	—	—	—	—	3,792	2,945	3,520	5,532	4,039
Somaland Protectorate . . . . .	—	—	—	—	—	..	..	10,797	6,384	5,250
Anglo-Egyptian Sudan . . . . .	—	—	—	—	—	6,313	8,190	10,710	12,481	3,340
Mauritius and Dependancies	—	—	—	—	—	1,005	990	225	740	313
	—	—	—	—	—	26	30	195	..	..

GENERAL EXPORTS

( 884 )

FOREIGN MERCHANDISE

No. 15—continued

ARTICLES, AND COUNTRIES OF FINAL DESTINATION; ALSO SHARE OF EACH PROVINCE	QUANTITY					VALUE				
	1927-28	1928-29	1929-30	1930-31	1931-32	1927-28	1928-29	1929-30	1930-31	1931-32
						R	R	R	R	R
<b>Apparel (including drapery, uniforms, accoutrements, but excluding hosiery and boots and shoes) (III. A)—</b>										
United Kingdom . . . . .	—	—	—	—	—	3,77,356	4,87,898	4,67,621	4,99,916	4,40,315
Malta and Gozo . . . . .	—	—	—	—	—	..	..	400	1,000	500
Aden and Dependencies . . . . .	—	—	—	—	—	26,206	12,549	4,920	2,809	1,320
Bahrain Islands . . . . .	—	—	—	—	—	1,62,896	2,88,084	1,82,236	52,450	43,148
Ceylon . . . . .	—	—	—	—	—	55,342	31,926	58,040	33,618	17,296
Straits Settlements (including Labuan) . . . . .	—	—	—	—	—	14,508	21,335	16,385	14,181	4,407
Federated Malay States . . . . .	—	—	—	—	—	1,200	100	684	..	..
Hongkong . . . . .	—	—	—	—	—	21,068	21,095	83,007	2,345	31,995
Cape of Good Hope . . . . .	—	—	—	—	—	3,125	300	3,047	500	400
Natal . . . . .	—	—	—	—	—	17,585	4,300	6,528	5,398	9,121
Zanzibar and Pemba . . . . .	—	—	—	—	—	5,563	1,584	5,571	1,650	200
Kenya Colony . . . . .	—	—	—	—	—	17,876	26,147	10,305	7,127	8,223
Tanganyika Territory . . . . .	—	—	—	—	—	8,108	12,010	8,110	4,964	3,515
Mauritius and Dependencies . . . . .	—	—	—	—	—	5,485	1,000	775	1,050	600
<b>Canada—</b>										
<i>Via Atlantic Coast.</i> . . . . .	—	—	—	—	—	200	2,740	..	210	200
<i>" Pacific "</i> . . . . .	—	—	—	—	—	300	2,400	..	1,250	560
Western Australia . . . . .	—	—	—	—	—	400	100	1,020	800	..
South Australia (including Northern Territory) . . . . .	—	—	—	—	—	..	2,300	..	1,640	500
Victoria . . . . .	—	—	—	—	—	1,660	1,902	6,100	364	1,762
Tasmania . . . . .	—	—	—	—	—	..	..	..	3,400	..
New South Wales . . . . .	—	—	—	—	—	..	880	3,295	125	350
Queensland . . . . .	—	—	—	—	—	..	..	..	..	31
<i>Australian Commonwealth (Total)</i> . . . . .	—	—	—	—	—	2,060	5,182	10,416	6,329	2,555
New Zealand (including Nauru and Br. Samoa) . . . . .	—	—	—	—	—	12	150	..	6,000	5,345
Fiji Islands . . . . .	—	—	—	—	—	1,115	3,236	1,333	2,735	1,940
Other British Possessions . . . . .	—	—	—	—	—	555	150	..	400	2,517
<b>TOTAL BRITISH EMPIRE:</b>	—	—	—	—	—	7,20,620	9,22,496	7,55,037	6,48,461	5,74,157
<b>Russia—</b>										
Northern Russia . . . . .	—	—	—	—	—	..	..	6,750	..	..
Sweden . . . . .	—	—	—	—	—	2,700	2,355	7,050	15,700	6,540
Norway . . . . .	—	—	—	—	—	..	..	1,000	..	..
Germany . . . . .	—	—	—	—	—	15,565	6,326	32,589	11,301	11,335
Netherlands . . . . .	—	—	—	—	—	6,730	11,430	3,750	2,340	1,750
Belgium . . . . .	—	—	—	—	—	3,610	3,480	5,979	2,711	..
France . . . . .	—	—	—	—	—	26,451	8,733	55,002	22,171	19,522
Spain . . . . .	—	—	—	—	—	..	..	..	..	3,000
Switzerland . . . . .	—	—	—	—	—	1,000	500	9,050	9,425	10,000
Italy . . . . .	—	—	—	—	—	23,225	10,854	10,178	20,609	8,874
Austria . . . . .	—	—	—	—	—	495	1,025	50	200	4,800
Greece . . . . .	—	—	—	—	—	..	1,725	700	665	..
Turkey, European . . . . .	—	—	—	—	—	1,355	..	..	4,000	..
Syria . . . . .	—	—	—	—	—	..	..	1,500	..	1,000
Mascat Territory and Trucial Oman . . . . .	—	—	—	—	—	25,293	15,992	17,740	4,908	1,350
Other Native States in Arabia . . . . .	—	—	—	—	—	76,630	1,08,659	86,097	45,819	49,151
Iraq . . . . .	—	—	—	—	—	2,53,857	2,87,055	1,57,418	76,036	72,769
Persia . . . . .	—	—	—	—	—	55,396	60,086	36,738	26,877	659
Java . . . . .	—	—	—	—	—	276	1,490	716	..	252
Siam . . . . .	—	—	—	—	—	7,532	11,858	5,071	1,483	800

No. 15—continued

ARTICLES, AND COUNTRIES OF FINAL DESTINATION; ALSO SHARE OF EACH PROVINCE	QUANTITY					VALUE				
	1927-28	1928-29	1929-30	1930-31	1931-32	1927-28	1928-29	1929-30	1930-31	1931-32
<b>Apparel (including drapery, uniforms, accoutrements, but excluding hosiery and boots and shoes) (III. A)—continued</b>						R	R	R	R	R
Indo-China (including Cochin-China, Cambodia, Annam, Tonkin and French leased territories in China)	—	—	—	—	—	2,000	..	..	..	..
Philippine Islands and Guam	—	—	—	—	—	..	..	..	..	2,000
China (exclusive of Hongkong and Macao)	—	—	—	—	—	53,712	41,727	30,630	32,321	20,003
Japan	—	—	—	—	—	7,330	13,239	8,510	2,279	1,012
Egypt	—	—	—	—	—	41,442	19,924	17,615	14,722	21,890
Portuguese East Africa	—	—	—	—	—	6,721	8,685	11,172	10,666	12,361
French Somaliland	—	—	—	—	—	..	932	300	1,280	..
United States of America—										
<i>Via Atlantic Coast</i>	—	—	—	—	—	8,435	40,821	31,638	1,02,448	30,234
<i>" Pacific "</i>	—	—	—	—	—	727	4,773	..	6,269	3,310
Hawaii	—	—	—	—	—	..	..	..	2,451	..
Other Foreign Countries	—	—	—	—	—	1,158	23	1,031	1,175	900
<b>TOTAL FOREIGN COUNTRIES</b>	—	—	—	—	—	6,21,600	7,02,354	5,94,319	4,17,351	2,53,562
<i>Share of Bengal</i>	—	—	—	—	—	1,19,981	33,945	2,12,033	1,73,506	63,555
<i>" Bombay</i>	—	—	—	—	—	10,45,393	13,30,940	9,76,355	6,61,436	6,45,023
<i>" Sind</i>	—	—	—	—	—	1,11,551	99,005	1,05,025	1,75,208	33,300
<i>" Madras</i>	—	—	—	—	—	15,628	18,004	33,525	21,161	19,394
<i>" Burma</i>	—	—	—	—	—	49,757	37,948	32,413	35,001	34,347
<b>TOTAL</b>	—	—	—	—	—	13,42,310	16,24,340	13,40,358	10,66,312	8,57,719
<b>Arms, ammunition, and military stores—</b>										
<i>Firearms, and parts thereof (III. B)—</i>										
United Kingdom	—	—	—	—	—	98,983	1,01,330	1,31,016	1,20,796	1,00,455
Ceylon	—	—	—	—	—	1,623	2,339	1,125	1,470	1,888
Straits Settlements (including Labuan)	—	—	—	—	—	1,438	295	955	1,855	630
Cape of Good Hope	—	—	—	—	—	880	..	3,355	..	100
Kenya Colony	—	—	—	—	—	542	386	165	1,011	601
Other British Possessions	—	—	—	—	—	1,695	3,265	2,355	2,385	1,491
<b>TOTAL BRITISH EMPIRE</b>	—	—	—	—	—	1,04,286	1,07,515	1,23,371	1,23,617	1,05,165
Germany	—	—	—	—	—	2,551	2,391	251	3,333	732
France	—	—	—	—	—	60	4,370	..	165	600
Italy	—	—	—	—	—	..	..	42	1,991	3,519
Egypt	—	—	—	—	—	..	..	..	8,843	415
United States of America—										
<i>Via Atlantic Coast</i>	—	—	—	—	—	3,490	2,718	3,340	505	525
<i>" Pacific "</i>	—	—	—	—	—	..	..	..	75	1,775
Other Foreign Countries	—	—	—	—	—	1,445	1,032	1,135	2,237	396
<b>TOTAL FOREIGN COUNTRIES</b>	—	—	—	—	—	7,543	10,561	4,843	17,239	8,003
<i>Share of Bengal</i>	—	—	—	—	—	41,955	46,450	46,361	27,950	24,077
<i>" Bombay</i>	—	—	—	—	—	54,756	42,053	63,160	97,336	71,510
<i>" Sind</i>	—	—	—	—	—	4,936	13,347	11,120	7,719	8,362
<i>" Madras</i>	—	—	—	—	—	3,944	3,922	3,938	4,793	597
<i>" Burma</i>	—	—	—	—	—	6,241	7,374	3,699	3,302	7,323
<b>TOTAL</b>	—	—	—	—	—	1,11,832	1,18,076	1,33,219	1,45,908	1,13,168

GENERAL EXPORTS

( 886 )

FOREIGN MERCHANDISE

No. 15—continued

ARTICLES, AND COUNTRIES OF FINAL DESTINATION; ALSO SHARE OF EACH PROVINCE	QUANTITY					VALUE				
	1927-28	1928-29	1929-30	1930-31	1931-32	1927-28	1928-29	1929-30	1930-31	1931-32
	Cwts.	Cwts.	Cwts.	Cwts.	Cwts.	R	R	R	R	R
<i>Arms, ammunition, and military stores—continued</i>										
<i>Dynamite, and all other explosives (III. B)—</i>										
TOTAL BRITISH EMPIRE	1	..	8	..	..	68	7	890	..	..
Iraq . . . . .	..	277	..	..	..	..	45,629	..	..	..
Perda . . . . .	124	410	..	201	..	20,805	59,080	..	28,465	..
Other Foreign Countries . .	..	..	2	..	..	..	..	150	..	..
TOTAL FOREIGN COUNTRIES	124	687	2	201	..	20,805	1,04,659	150	28,465	..
Share of Bombay . . . . .	125	687	8	201	..	20,868	1,04,666	890	28,465	..
" Sind . . . . .	..	..	2	..	..	..	..	150	..	..
TOTAL	125	687	10	201	..	20,868	1,04,666	1,040	28,465	..
<i>Other sorts (III. B)—</i>										
United Kingdom . . . . .	—	—	—	—	—	2,102	8,379	10,615	1,793	5,338
Ceylon . . . . .	—	—	—	—	—	871	1,033	21	72	243
Other British Possessions . .	—	—	—	—	—	967	943	427	959	217
TOTAL BRITISH EMPIRE	—	—	—	—	—	3,940	5,355	11,063	2,824	5,798
Native States in Arabia other than Maskat Territory and Trucial Oman . . . . .	—	—	—	—	—	—	—	1,110	..	..
China (exclusive of Hong- kong and Macao) . . . . .	—	—	—	—	—	..	..	1,000	..	..
Other Foreign Countries . .	—	—	—	—	—	1,287	883	1,102	1,669	613
TOTAL FOREIGN COUNTRIES	—	—	—	—	—	1,287	883	3,212	1,669	613
Share of Bengal . . . . .	—	—	—	—	—	2,332	1,194	1,370	1,137	1,335
" Bombay . . . . .	—	—	—	—	—	1,675	2,357	5,211	2,488	4,295
" Sind . . . . .	—	—	—	—	—	590	503	1,275	365	678
" Madras . . . . .	—	—	—	—	—	545	1,612	40	289	..
" Burma . . . . .	—	—	—	—	—	85	572	6,276	374	103
TOTAL	—	—	—	—	—	5,227	6,236	14,275	4,493	6,411
Total value of Arms, am- munition, and military stores . . . . .	—	—	—	—	—	1,87,427	2,28,980	1,48,534	1,78,864	1,19,579

No. 15—continued

ARTICLES, AND COUNTRIES OF FINAL DESTINATION; ALSO SHARE OF EACH PROVINCE	QUANTITY					VALUE				
	1927-28	1928-29	1929-30	1930-31	1931-32	1927-28	1928-29	1929-30	1930-31	1931-32
						R	R	R	R	R
<b>Art. works of (other than pictures) (III. V)—</b>										
United Kingdom . . . . .	—	—	—	—	—	21,784	42,163	92,231	17,162	18,361
Ceylon . . . . .	—	—	—	—	—	..	1,160	660	150	200
Straits Settlements (including Labuan) . . . . .	—	—	—	—	—	1,500	40	..	586	225
Canada— Vid Atlantic Coast . . . . .	—	—	—	—	—	..	1,000	..	..	..
New Zealand (including Nauru and British Samoa) . . . . .	—	—	—	—	—	1,000	..	..	..	13,000
Other British Possessions . . . . .	—	—	—	—	—	490	500	293	430	150
<b>TOTAL BRITISH EMPIRE</b>	—	—	—	—	—	24,774	45,563	93,184	18,342	20,924
<b>Russia—</b>										
Southern Russia . . . . .	—	—	—	—	—	..	1,000	..	..	..
Germany . . . . .	—	—	—	—	—	1,950	..	100	..	125
France . . . . .	—	—	—	—	—	48,200	3,060	1,384	950	150
<b>United States of America—</b>										
Vid Atlantic Coast . . . . .	—	—	—	—	—	2,095	2,626	2,213	31,384	16,434
„ Pacific „ . . . . .	—	—	—	—	—	15	..	..	..	..
Other Foreign Countries . . . . .	—	—	—	—	—	805	888	1,115	680	1,756
<b>TOTAL FOREIGN COUNTRIES</b>	—	—	—	—	—	53,065	7,574	4,792	33,014	13,465
<b>Share of Bengal . . . . .</b>										
„ Bombay . . . . .	—	—	—	—	—	2,310	3,276	68,341	40,198	11,162
„ Sind . . . . .	—	—	—	—	—	66,570	44,008	12,985	2,581	23,169
„ Madras . . . . .	—	—	—	—	—	100	..	2,000	275	100
„ Burma . . . . .	—	—	—	—	—	5,576	3,201	22,255	8,167	8,663
<b>TOTAL</b>	—	—	—	—	—	77,839	53,137	97,976	51,355	45,391
<b>Books, printed, and printed matter (not being Station- ery), including maps and charts (III. V)—</b>										
	Cwts.	Cwts.	Cwts.	Cwts.	Cwts.					
United Kingdom . . . . .	751	1,030	873	1,278	871	1,72,177	2,44,069	2,01,061	3,43,270	1,78,017
Palestine . . . . .	5	..	..	6	..	1,500	..	..	850	..
Aden and Dependencies . . . . .	23	5	2	11	..	6,814	460	415	1,327	17
Ceylon . . . . .	292	515	385	296	316	41,800	1,21,835	48,351	40,239	23,945
Straits Settlements (including Labuan) . . . . .	61	236	62	141	183	12,193	39,348	11,411	26,073	15,487
Federated Malay States . . . . .	11	7	11	10	5	1,327	1,177	2,245	2,050	740
Hongkong . . . . .	2	11	..	15	11	1,034	1,330	15	7,782	2,115
Zanzibar and Pemba . . . . .	15	13	2	3	3	2,809	2,427	225	1,015	310
Kenya Colony . . . . .	22	23	20	13	9	6,281	3,442	5,347	2,923	2,503
Tanganyika Territory Mauritius and Dependencies . . . . .	27	13	31	10	4	10,115	3,855	8,241	3,169	1,180
Canada— Vid Atlantic Coast . . . . .	..	4	..	..	..	..	1,400	..	..	..
„ Pacific „ . . . . .	4	1	..	1	2	750	1,403	55	800	400
Western Australia South Australia (including Northern Territory) . . . . .	1	..	..	1	..	200	..	..	65	..
Victoria . . . . .	..	1	..	4	..	..	600	..	..	230
Victoria . . . . .	1	4	1	2	1	510	400	370	174	200
New South Wales . . . . .	5	1	4	..	3	822	126	730	50	172
<b>Australian Commonwealth (Total) . . . . .</b>	7	6	6	3	8	1,532	1,129	1,100	289	602
Fiji Islands . . . . .	..	..	..	..	2	..	..	..	..	1,000
Other British Possessions . . . . .	8	12	9	4	12	1,327	1,839	1,745	1,315	1,333
<b>TOTAL BRITISH EMPIRE</b>	1,199	1,870	1,400	1,701	1,337	2,59,914	4,23,655	2,80,714	4,31,557	2,30,359
<b>Russia—</b>										
Northern Russia . . . . .	..	..	8	..	..	..	..	1,860	..	..
Sweden . . . . .	1	2	11	9	1	850	395	630	2,115	465
Germany . . . . .	14	11	15	10	32	5,632	1,805	3,080	1,855	7,337
Netherlands . . . . .	11	13	1	3	2	835	1,111	87	280	245
Belgium . . . . .	1	..	8	3	5	400	..	700	500	2,953
France . . . . .	11	20	30	16	12	2,859	4,247	3,945	5,576	3,155
Spain . . . . .	..	..	..	..	7	..	..	..	..	1,000
Switzerland . . . . .	6	..	10	..	1	1,425	..	1,540	10	150
Italy . . . . .	15	4	53	6	10	3,400	615	3,335	1,081	1,625

GENERAL EXPORTS

( 888 )

FOREIGN MERCHANDISE

No. 15—continued

ARTICLES, AND COUNTRIES OF FINAL DESTINATION; ALSO SHARE OF EACH PROVINCE	QUANTITY					VALUE				
	1927-28	1928-29	1929-30	1930-31	1931-32	1927-28	1928-29	1929-30	1930-31	1931-32
	Cwts.	Cwts.	Cwts.	Cwts.	Cwts.	R	R	R	R	R
<b>Books, printed, and printed matter (not being Stationery), including maps and charts (III. V)—continued</b>										
Mascat Territory and Trucial Oman	..	..	..	11	..	20	..	..	1,325	..
Iraq	28	16	8	9	5	6,282	2,182	1,840	1,700	1,2
Persia	42	15	17	6	2	7,040	1,795	2,711	897	84
Java	3	2	3	1	1	725	4,000	350	200	10
Siam	3	..	6	20	36	305	..	1,370	3,393	4,08
Philippine Islands and Guam	..	..	1	..	3	..	..	275	..	1,10
Dutch Gulana	..	..	..	2	..	..	..	..	2,000	..
China (exclusive of Hongkong and Macao)	217	27	23	30	2	6,957	1,095	3,673	4,204	54
Japan	7	23	10	68	11	4,413	2,323	3,646	4,260	2,04
Egypt	10	4	1	64	8	2,414	1,005	405	23,140	1,38
United States of America— Via Atlantic Coast.	41	67	97	25	140	13,705	20,529	15,953	5,187	27,61
" Pacific "	7	4	3	17	2	500	575	450	2,220	31
Other Foreign Countries	9	30	7	9	7	1,932	1,400	1,220	1,461	2,11
<b>TOTAL FOREIGN COUNTRIES</b>	<b>425</b>	<b>238</b>	<b>317</b>	<b>309</b>	<b>237</b>	<b>58,706</b>	<b>44,382</b>	<b>47,600</b>	<b>62,043</b>	<b>59,17</b>
<b>Share of Bengal</b>	<b>455</b>	<b>432</b>	<b>257</b>	<b>671</b>	<b>311</b>	<b>72,197</b>	<b>1,39,985</b>	<b>63,413</b>	<b>1,10,399</b>	<b>62,73</b>
" Bombay	610	794	713	649	316	1,50,107	1,58,651	1,55,950	1,66,095	1,38,69
" Sind	79	122	91	113	30	21,525	23,963	16,728	20,223	4,39
" Madras	399	601	562	617	262	56,200	1,29,537	80,443	1,79,312	69,71
" Burma	31	99	39	150	105	18,591	15,396	11,776	16,571	14,49
<b>TOTAL</b>	<b>1,624</b>	<b>2,098</b>	<b>1,717</b>	<b>2,100</b>	<b>1,624</b>	<b>3,18,620</b>	<b>4,68,037</b>	<b>3,23,314</b>	<b>4,93,600</b>	<b>2,90,03</b>
<b>Boots and shoes (III. A)—</b>	<b>Pairs</b>	<b>Pairs</b>	<b>Pairs</b>	<b>Pairs</b>	<b>Pairs</b>					
United Kingdom	5,642	624	849	2,039	11,339	12,011	7,092	6,144	11,888	12,201
Aden and Dependences	..	540	530	744	4,530	..	550	1,650	480	2,943
Bahrain Islands	..	10	..	1,036	7,343	..	100	..	1,186	6,580
Ceylon	1,216	468	554	306	4,036	2,111	775	5,048	667	5,168
Straits Settlements (including Labuan)	1,343	2,404	40	2	120	3,132	1,351	20	30	103
Zanzibar and Pemba	112	60	259	..	2,424	275	300	475	..	2,030
Kenya Colony	154	701	600	262	1,230	500	2,145	400	505	1,475
Mauritius and Dependences	120	..	..	315	120	1,300	..	..	2,530	125
Other British Possessions	80	163	312	1,071	2,095	330	500	1,055	1,360	2,023
<b>TOTAL BRITISH EMPIRE</b>	<b>8,672</b>	<b>4,969</b>	<b>3,144</b>	<b>6,925</b>	<b>33,342</b>	<b>19,709</b>	<b>12,813</b>	<b>14,792</b>	<b>18,691</b>	<b>32,719</b>
Mascat Territory and Trucial Oman	290	..	70	..	2,310	640	..	195	..	2,471
Other Native States in Arabia	1,300	..	535	1,152	1,000	4,700	..	450	1,166	635
Iraq	303	1,650	937	15,270	61,722	1,080	3,730	1,377	10,220	41,729
Persia	1,274	1,061	2,995	4,629	1,060	2,770	3,975	6,119	6,149	855
Japan	..	3	..	621	425	..	12	..	871	250
Egypt	4,294	25	..	..	5	20,164	100	..	..	25
Portuguese East Africa	390	135	763	1,770	7,932	900	1,150	1,020	2,035	6,182
French Somaliland	92	..	..	1,550	240	620	..	..	1,535	150
Other Foreign Countries	97	91	136	943	460	675	1,070	480	2,281	1,093
<b>TOTAL FOREIGN COUNTRIES</b>	<b>3,152</b>	<b>3,965</b>	<b>5,491</b>	<b>25,940</b>	<b>75,654</b>	<b>31,324</b>	<b>10,037</b>	<b>10,141</b>	<b>24,257</b>	<b>53,99</b>



No. 15—continued

ARTICLES, AND COUNTRIES OF FINAL DESTINATION; ALSO SHARE OF EACH PROVINCE	QUANTITY					VALUE				
	1927-28	1928-29	1929-30	1930-31	1931-32	1927-28	1928-29	1929-30	1930-31	1931-32
	Pairs	Pairs	Pairs	Pairs	Pairs	R	R	R	R	R
<b>Boots and Shoes (III. A)— continued</b>										
Share of Bengal . . . . .	1,168	146	700	758	14,245	3,764	662	1,656	4,520	14,125
"    Bombay . . . . .	8,511	4,600	6,987	29,108	89,587	34,199	16,350	19,228	29,770	65,091
"    Sind . . . . .	5,354	23	644	1,555	5,141	8,303	230	3,077	8,330	7,196
"    Madras . . . . .	238	12	32	227	3	1,892	50	350	896	50
"    Burma . . . . .	1,553	3,153	272	1,217	20	3,375	6,558	1,622	1,332	252
<b>TOTAL</b> . . . . .	16,824	7,934	8,635	32,865	108,006	51,538	22,850	24,933	42,048	86,714
<b>Building and engineering materials, other than of iron, steel, or wood (III. V)—</b>										
United Kingdom . . . . .	—	—	—	—	—	60	2,567	4,848	18,513	3,016
Aden and Dependencies . . . . .	—	—	—	—	—	1,687	1,035	6,585	1,600	575
Bahrein Islands . . . . .	—	—	—	—	—	685	195	3,985	470	20
Ceylon . . . . .	—	—	—	—	—	1,240	8,380	17,740	9,112	11,780
Straits Settlements (includ- ing Labuan) . . . . .	—	—	—	—	—	3,501	2,735	590	130	2,795
Natal . . . . .	—	—	—	—	—	..	..	45	1,16,860	16,505
Federated Malay States . . . . .	—	—	—	—	—	400	1,000	..	..	..
Zanzibar and Pemba . . . . .	—	—	—	—	—	200	..	220	1,285	150
Kenya Colony . . . . .	—	—	—	—	—	340	150	1,450	1,068	340
Tanganyika Territory . . . . .	—	—	—	—	—	1,200	..	1,325	365	..
Mauritius and Dependencies . . . . .	—	—	—	—	—	..	..	..	..	1,625
South Australia (including Northern Territory) . . . . .	—	—	—	—	—	..	..	..	..	25,865
Victoria . . . . .	—	—	—	—	—	..	..	..	..	8,150
New South Wales . . . . .	—	—	—	—	—	..	..	..	..	10,915
Australian Commonwealth (Total) . . . . .	—	—	—	—	—	..	..	..	..	44,230
Other British Possessions . . . . .	—	—	—	—	—	785	835	560	557	..
<b>TOTAL BRITISH EMPIRE</b> . . . . .	—	—	—	—	—	10,068	16,897	36,848	1,44,960	81,736
Germany . . . . .	—	—	—	—	—	..	..	14,115	..	500
Belgium . . . . .	—	—	—	—	—	..	..	50	..	14,602
Maskat Territory and Trucial Oman . . . . .	—	—	—	—	—	3,226	564	884	1,085	2,652
Other Native States in Arabia . . . . .	—	—	—	—	—	1,973	359	350	700	281
Iraq . . . . .	—	—	—	—	—	3,630	1,641	5,158	2,825	2,191
Persia . . . . .	—	—	—	—	—	2,076	3,833	1,270	104	251
Other Foreign Countries . . . . .	—	—	—	—	—	594	769	460	857	681
<b>TOTAL FOREIGN COUNTRIES</b> . . . . .	—	—	—	—	—	11,499	7,215	32,237	6,121	21,171
Share of Bengal . . . . .	—	—	—	—	—	3,369	4,471	10,460	3,655	2,974
"    Bombay . . . . .	—	—	—	—	—	11,428	11,782	47,242	1,41,090	87,691
"    Sind . . . . .	—	—	—	—	—	4,895	3,731	1,265	4,313	1,121
"    Madras . . . . .	—	—	—	—	—	774	907	5	1,837	8,102
"    Burma . . . . .	—	—	—	—	—	1,101	3,221	158	186	3,104
<b>TOTAL</b> . . . . .	—	—	—	—	—	21,567	34,112	59,130	1,51,081	1,02,913
<b>Candles of all kinds (III. V)—</b>										
Zanzibar and Pemba . . . . .	9,520	3,250	..	..	..	3,150	1,300	..	..	..
Kenya Colony . . . . .	3,750	3,468	73	87	67	1,500	1,500	41	87	22
Tanganyika Territory . . . . .	..	3,750	..	..	..	..	1,200	..	..	..
Other British Possessions . . . . .	108	62	64	56	..	66	30	38	20	..
<b>TOTAL BRITISH EMPIRE</b> . . . . .	13,398	10,530	137	143	67	4,716	3,930	79	67	22
Native States in Arabia other than Maskat Terri- tory and Trucial Oman . . . . .	458	16,305	125	..	..	255	4,658	65	..	..
Iraq . . . . .	..	5,625	..	..	..	..	1,600	..	..	..
Persia . . . . .	28,192	144	..	..	..	10,045	80	..	..	..
Egypt . . . . .	6,406	..	..	..	..	2,640	..	..	..	..
Other Foreign Countries . . . . .	562	1,539	105	139	352	300	703	57	56	234
<b>TOTAL FOREIGN COUNTRIES</b> . . . . .	35,708	23,703	230	139	352	13,240	7,041	122	56	234
Share of Bombay . . . . .	48,331	33,857	272	282	419	17,501	10,813	156	113	256
"    Sind . . . . .	775	314	67	..	..	455	123	30	..	..
"    Madras . . . . .	..	62	22	..	..	..	30	15	..	..
<b>TOTAL</b> . . . . .	49,106	34,233	367	282	419	17,956	10,971	301	113	256

GENERAL EXPORTS

( 890 )

FOREIGN MERCHANDISE

No. 15—continued

ARTICLES, AND COUNTRIES OF FINAL DESTINATION; ALSO SHARE OF EACH PROVINCE	QUANTITY					VALUE				
	1927-28	1928-29	1929-30	1930-31	1931-32	1927-28	1928-29	1929-30	1930-31	1931-32
	Cwts.	Cwts.	Cwts.	Cwts.	Cwts.	R	R	R	R	R
<b>Canes and Battsans (II. S)—</b>										
United Kingdom . . . . .	5	..	..	596	945	300	..	..	13,185	13,455
Palestine . . . . .	..	..	29	12	13	..	..	1,700	350	450
Cape of Good Hope . . . . .	11	16	..	..	..	525	1,440	..	..	..
Other British Possessions . . . . .	26	27	24	18	13	1,048	1,182	901	570	530
<b>TOTAL BRITISH EMPIRE</b>	<b>42</b>	<b>43</b>	<b>55</b>	<b>626</b>	<b>971</b>	<b>1,875</b>	<b>2,622</b>	<b>2,601</b>	<b>14,105</b>	<b>19,435</b>
France . . . . .	..	..	..	5	739	..	..	..	110	16,600
Syria . . . . .	..	..	8	52	120	..	..	500	2,970	3,875
Egypt . . . . .	350	252	324	496	309	18,280	10,440	14,470	20,720	10,555
Other Foreign Countries . . . . .	19	25	11	28	47	898	1,116	375	930	1,200
<b>TOTAL FOREIGN COUNTRIES</b>	<b>369</b>	<b>277</b>	<b>343</b>	<b>591</b>	<b>1,215</b>	<b>19,178</b>	<b>11,556</b>	<b>15,845</b>	<b>24,730</b>	<b>32,230</b>
Share of Bengal . . . . .	11	18	..	20	..	525	1,440	..	275	..
.. Bombay . . . . .	400	304	396	1,187	2,186	20,526	12,738	17,916	33,560	51,663
<b>TOTAL</b>	<b>411</b>	<b>320</b>	<b>396</b>	<b>1,207</b>	<b>2,186</b>	<b>21,051</b>	<b>14,178</b>	<b>17,946</b>	<b>33,835</b>	<b>51,665</b>
<b>Chemicals and Chemical pre- parations (excluding che- mical manures and medi- cines)—</b>										
<i>Ammonious Sulphates (in- cluding Alum) (III. C)—</i>										
Bahrain Islands . . . . .	109	59	41	27	64	2,145	705	422	495	525
Other British Possessions . . . . .	175	113	110	142	113	2,175	2,175	2,927	1,838	1,753
<b>TOTAL BRITISH EMPIRE</b>	<b>284</b>	<b>175</b>	<b>151</b>	<b>169</b>	<b>177</b>	<b>4,320</b>	<b>2,880</b>	<b>2,449</b>	<b>2,333</b>	<b>2,278</b>
Other Native States in Arabia . . . . .	157	130	66	76	77	1,825	2,986	835	916	984
Iraq . . . . .	224	..	3	60	..	2,000	..	115	400	..
Persia . . . . .	634	449	213	217	365	4,787	3,665	1,887	2,340	2,458
Other Foreign Countries . . . . .	15	68	43	16	42	255	1,026	729	365	593
<b>TOTAL FOREIGN COUNTRIES</b>	<b>1,030</b>	<b>647</b>	<b>325</b>	<b>369</b>	<b>484</b>	<b>8,867</b>	<b>7,680</b>	<b>3,566</b>	<b>4,527</b>	<b>4,010</b>
Share of Bombay . . . . .	1,199	804	476	515	493	12,394	10,336	6,015	6,505	6,319
.. Sind . . . . .	115	18	..	23	168	793	174	..	410	860
.. Madras . . . . .	..	..	..	..	..	..	..	..	..	9
<b>TOTAL</b>	<b>1,314</b>	<b>822</b>	<b>476</b>	<b>538</b>	<b>661</b>	<b>13,187</b>	<b>10,560</b>	<b>6,015</b>	<b>6,915</b>	<b>6,288</b>
<b>Ammonia and salts thereof (III. C)—</b>										
Aken and Dependencies . . . . .	65	59	29	14	46	1,695	1,605	750	375	1,155
Bahrain Islands . . . . .	66	57	39	15	29	1,785	1,605	1,045	596	850
Oeylon . . . . .	26	69	38	15	..	753	2,695	1,100	425	..
Other British Possessions . . . . .	59	53	56	58	30	2,102	1,510	1,463	1,570	803
<b>TOTAL BRITISH EMPIRE</b>	<b>216</b>	<b>233</b>	<b>162</b>	<b>102</b>	<b>105</b>	<b>6,335</b>	<b>7,415</b>	<b>4,358</b>	<b>2,966</b>	<b>2,807</b>

No. 15—continued

ARTICLES, AND COUNTRIES OF FINAL DESTINATION; ALSO SHARE OF EACH PROVINCE	QUANTITY					VALUE				
	1927-28	1928-29	1929-30	1930-31	1931-32	1927-28	1928-29	1929-30	1930-31	1931-32
	Cwts.	Cwts.	Cwts.	Cwts.	Cwts.	R	R	R	R	R
<b>Chemicals and Chemical preparations (excluding chemical manures and medicines)—continued</b>										
<b>Ammonia and salts thereof (III. O)—contd.</b>										
Native States in Arabia other than Maskat Terri- tory and Trucial Oman . . .	102	122	57	90	81	3,435	3,923	1,722	2,200	2,050
Iraq . . . . .	151	12	..	..	6	3,937	810	..	..	150
Persia . . . . .	237	302	184	241	471	6,780	8,573	5,494	9,935	11,231
Other Foreign Countries . . .	30	40	55	25	14	845	1,245	1,670	805	390
<b>TOTAL FOREIGN COUNTRIES</b>	<b>520</b>	<b>476</b>	<b>296</b>	<b>356</b>	<b>572</b>	<b>14,997</b>	<b>14,051</b>	<b>8,886</b>	<b>12,940</b>	<b>13,821</b>
Share of Bengal . . . . .	..	..	..	..	2	..	1,000	..	30	80
“ Bombay . . . . .	711	690	451	427	661	20,375	19,768	13,041	10,568	16,066
“ Sind . . . . .	14	24	6	31	14	478	700	170	5,328	482
“ Madras . . . . .	11	..	..	..	..	479	..	..	..	..
“ Burma . . . . .	..	..	1	..	..	..	..	30	..	..
<b>TOTAL</b>	<b>736</b>	<b>714</b>	<b>458</b>	<b>458</b>	<b>677</b>	<b>21,332</b>	<b>21,466</b>	<b>13,244</b>	<b>15,906</b>	<b>16,628</b>
<b>Arsenic and its oxides (III. O)—</b>										
<b>TOTAL BRITISH EMPIRE</b>	<b>17</b>	<b>11</b>	<b>16</b>	<b>16</b>	<b>3</b>	<b>800</b>	<b>355</b>	<b>805</b>	<b>440</b>	<b>120</b>
France . . . . .	20	..	..	..	..	1,490	..	..	..	..
Other Foreign Countries . . .	47	15	21	21	5	1,445	867	1,132	814	245
<b>TOTAL FOREIGN COUNTRIES</b>	<b>67</b>	<b>15</b>	<b>21</b>	<b>21</b>	<b>5</b>	<b>2,935</b>	<b>867</b>	<b>1,132</b>	<b>814</b>	<b>245</b>
Share of Bengal . . . . .	29	7	7	..	..	600	432	600	..	..
“ Bombay . . . . .	55	19	30	37	3	3,135	790	1,337	1,254	365
<b>TOTAL</b>	<b>84</b>	<b>26</b>	<b>37</b>	<b>37</b>	<b>3</b>	<b>3,735</b>	<b>1,222</b>	<b>1,937</b>	<b>1,254</b>	<b>365</b>
<b>Sulphuric acid (III. O)—</b>										
Straits Settlements (includ- ing Labuan) . . . . .	..	..	..	43	52	..	..	..	1,445	1,110
Other British Possessions . . .	2	16	22	17	22	66	706	1,043	815	805
<b>TOTAL BRITISH EMPIRE</b>	<b>2</b>	<b>16</b>	<b>22</b>	<b>60</b>	<b>74</b>	<b>66</b>	<b>706</b>	<b>1,043</b>	<b>2,260</b>	<b>1,915</b>
Iraq . . . . .	..	25	50	45	10	..	945	1,815	1,578	232
Persia . . . . .	18	13	10	407	7	537	651	630	5,500	160
Other Foreign Countries . . .	1	2	3	2	11	30	50	220	80	297
<b>TOTAL FOREIGN COUNTRIES</b>	<b>19</b>	<b>40</b>	<b>63</b>	<b>454</b>	<b>28</b>	<b>567</b>	<b>1,646</b>	<b>2,665</b>	<b>7,215</b>	<b>689</b>
Share of Bengal . . . . .	..	..	..	..	1	..	..	..	..	42
“ Bombay . . . . .	19	54	33	451	40	503	2,277	3,378	7,035	1,237
“ Sind . . . . .	2	2	..	7	9	130	76	..	380	195
“ Madras . . . . .	..	..	2	3	..	..	..	30	25	30
“ Burma . . . . .	..	..	..	43	52	..	..	..	1,445	1,110
<b>TOTAL</b>	<b>21</b>	<b>56</b>	<b>85</b>	<b>514</b>	<b>102</b>	<b>633</b>	<b>2,352</b>	<b>3,703</b>	<b>9,475</b>	<b>2,601</b>
<b>Other sorts of Chemicals (III. O)—</b>										
United Kingdom . . . . .	—	—	—	—	—	18,116	10,527	9,160	4,057	15,002
Aden and Dependencies . . . .	—	—	—	—	—	6,631	2,089	3,033	3,509	3,858
Bahrain Islands . . . . .	—	—	—	—	—	10,133	11,012	6,132	6,257	9,403
Ceylon . . . . .	—	—	—	—	—	54,235	21,033	21,339	9,978	21,362
Straits Settlements (including Labuan) . . . . .	—	—	—	—	—	3,992	7,020	7,042	6,903	1,492

GENERAL EXPORTS

FOREIGN MERCHANDISE

( 892 )

No. 15—continued

ARTICLES, AND COUNTRIES OF FINAL DESTINATION; ALSO SHARE OF EACH PROVINCE	QUANTITY					VALUE				
	1927-28	1928-29	1929-30	1930-31	1931-32	1927-28	1928-29	1929-30	1930-31	1931-32
						R	R	R	R	R
<b>Chemicals and Chemical preparations (excluding chemical manures and medicines)—continued</b>										
<i>Other sorts of Chemicals (XII. C)—contd.</i>										
Cape of Good Hope . . . . .	—	—	—	—	—	—	4,900	..	..	..
Natal . . . . .	—	—	—	—	—	—	..	48	2,185	4,690
Zanzibar and Pemba . . . . .	—	—	—	—	—	704	1,534	1,344	745	577
Kenya Colony . . . . .	—	—	—	—	—	3,895	1,613	1,530	2,895	3,372
Tanganyika Territory . . . . .	—	—	—	—	—	711	1,280	1,311	1,339	1,551
Mauritius and Dependencies . . . . .	—	—	—	—	—	390	1,415	1,216	260	2,180
Seychelles . . . . .	—	—	—	—	—	896	1,255	2,546	3,756	2,332
Victoria . . . . .	—	—	—	—	—	3,379	..	..	..	..
Australian Commonwealth (Total) . . . . .	—	—	—	—	—	3,379	..	..	..	..
Other British Possessions . . . . .	—	—	—	—	—	1,020	1,391	..	160	15
<b>TOTAL BRITISH EMPIRE</b>	—	—	—	—	—	1,13,602	64,519	55,251	42,144	6,330
Germany . . . . .	—	—	—	—	—	11,051	2,800	3,956	13,010	4,554
Netherlands . . . . .	—	—	—	—	—	125	7	..	..	2,945
France . . . . .	—	—	—	—	—	..	9	..	1,477	670
Italy . . . . .	—	—	—	—	—	2,548	500	325	..	496
Masrat Territory and Trucial Oman . . . . .	—	—	—	—	—	6,438	6,833	4,507	4,066	3,370
Other Native States in Arabia . . . . .	—	—	—	—	—	9,979	5,825	3,988	4,585	4,437
Iraq . . . . .	—	—	—	—	—	48,534	12,616	25,096	6,254	5,346
Persia . . . . .	—	—	—	—	—	40,320	26,390	25,207	19,066	7,253
Java . . . . .	—	—	—	—	—	486	100	1,100	380	652
Siam . . . . .	—	—	—	—	—	322	450	695	..	155
China (exclusive of Hong-kong and Macao) . . . . .	—	—	—	—	—	..	..	3,413	..	..
Japan . . . . .	—	—	—	—	—	450	140	2,440	2,300	70
Portuguese East Africa . . . . .	—	—	—	—	—	643	928	1,418	976	720
United States of America—										
Via Atlantic Coast . . . . .	—	—	—	—	—	2,655	160	1,637	957	36
Other Foreign Countries . . . . .	—	—	—	—	—	325	1,260	2,305	2,700	1,476
<b>TOTAL FOREIGN COUNTRIES</b>	—	—	—	—	—	1,24,901	58,008	76,087	61,644	31,990
Share of Bengal . . . . .	—	—	—	—	—	13,553	17,306	11,343	7,430	32,311
" Bombay . . . . .	—	—	—	—	—	1,68,171	91,817	1,01,081	73,314	43,669
" Sind . . . . .	—	—	—	—	—	31,706	11,795	7,996	12,265	11,113
" Madras . . . . .	—	—	—	—	—	19,977	697	4,834	2,729	6,134
" Burma . . . . .	—	—	—	—	—	5,138	1,012	6,034	2,550	102
<b>TOTAL</b>	—	—	—	—	—	2,38,593	1,22,527	1,31,338	1,03,788	98,320
<i>Total value of Chemicals and chemical preparations—</i>										
United Kingdom . . . . .	—	—	—	—	—	23,595	10,362	9,395	4,982	15,190
Aden and Dependencies . . . . .	—	—	—	—	—	3,526	4,291	3,323	4,104	5,298
Bahrain Islands . . . . .	—	—	—	—	—	14,063	13,353	8,440	7,568	10,943
Ceylon . . . . .	—	—	—	—	—	56,558	23,948	23,554	10,873	22,412
Straits Settlements (including Labuan) . . . . .	—	—	—	—	—	9,550	7,110	7,552	8,698	3,122
Hongkong . . . . .	—	—	—	—	—	..	377	..	..	..

No. 15—continued

ARTICLES, AND COUNTRIES OF FINAL DESTINATION; ALSO SHARE OF EACH PROVINCE	QUANTITY					VALUE				
	1927-28	1928-29	1929-30	1930-31	1931-32	1927-28	1928-29	1929-30	1930-31	1931-32
						₹	₹	₹	₹	₹
<b>Chemicals and Chemical preparations (excluding chemical manures and medicines)—concluded</b>										
<i>Total value of Chemicals and chemical preparations —contd.</i>										
Cape of Good Hope . . .	—	—	—	—	—	..	4,900	..	..	..
Natal . . . . .	—	—	—	—	—	..	60	83	2,135	4,690
Zanzibar and Pemba . . .	—	—	—	—	—	1,649	2,184	2,471	1,400	1,075
Kenya Colony . . . . .	—	—	—	—	—	4,060	2,818	2,445	4,293	2,947
Tanganyika Territory . . .	—	—	—	—	—	1,071	1,718	2,026	1,824	2,121
Mauritius and Dependencies	—	—	—	—	—	515	1,745	1,296	325	2,305
Seychelles . . . . .	—	—	—	—	—	902	1,255	2,696	3,856	2,332
Victoria . . . . .	—	—	—	—	—	8,379	..	..	..	..
New South Wales . . . . .	—	—	—	—	—	..	..	125	..	..
<i>Australian Commonwealth in (Total)</i> . . . . .	—	—	—	—	—	8,379	..	125	..	..
Other British Possessions .	—	—	—	—	—	1,845	254	..	160	15
<b>TOTAL BRITISH EMPIRE</b>	—	—	—	—	—	1,25,218	75,875	68,906	50,198	78,459
<b>Russia—</b>										
Southern Russia . . . . .	—	—	—	—	—	..	910	805	1,065	..
Germany . . . . .	—	—	—	—	—	11,971	2,800	4,031	13,069	4,596
Netherlands . . . . .	—	—	—	—	—	125	7	..	385	2,845
France . . . . .	—	—	—	—	—	1,490	9	..	1,477	680
Italy . . . . .	—	—	—	—	—	2,548	500	325	10	496
Maskat Territory and Trucial Oman . . . . .	—	—	—	—	—	7,493	8,432	5,201	5,620	4,050
Other Native States in Arabia	—	—	—	—	—	15,289	12,784	6,790	7,701	7,716
Iraq . . . . .	—	—	—	—	—	55,146	13,871	27,026	8,229	5,728
Persia . . . . .	—	—	—	—	—	52,454	39,279	33,243	33,076	21,162
Java . . . . .	—	—	—	—	—	486	532	1,432	350	652
China (exclusive of Hong- kong and Macao) . . . . .	—	—	—	—	—	..	..	3,413	..	..
Japan . . . . .	—	—	—	—	—	450	140	2,440	2,300	70
Portuguese East Africa . . .	—	—	—	—	—	673	923	1,418	1,106	720
Italian East Africa (Somali- land and Eritrea) . . . . .	—	—	—	—	—	..	935	1,190	720	1,053
United States of America— Via Atlantic Coast . . . . .	—	—	—	—	—	2,655	150	1,637	957	4 36
Other Foreign Countries . .	—	—	—	—	—	1,537	975	3,385	1,075	946
<b>TOTAL FOREIGN COUNTRIES</b>	—	—	—	—	—	1,52,267	82,252	92,336	87,140	50,755
<b>Share of Bengal . . . . .</b>										
" Bombay . . . . .	—	—	—	—	—	14,162	16,638	11,943	7,440	32,433
" Sind . . . . .	—	—	—	—	—	2,04,578	1,25,036	1,25,155	1,04,766	71,656
" Madras . . . . .	—	—	—	—	—	33,106	12,744	8,166	13,333	12,750
" Burma . . . . .	—	—	—	—	—	20,456	697	4,914	2,754	6,163
" . . . . .	—	—	—	—	—	5,188	1,012	6,064	3,995	1,212
<b>TOTAL</b>	—	—	—	—	—	2,77,480	1,58,127	1,56,242	1,37,338	1,24,514
<b>Chinese and Japanese ware (including lacquered ware but excluding earthenware and porcelain) (III. B)—</b>										
United Kingdom . . . . .	—	—	—	—	—	27,094	37,032	27,078	31,980	51,402
Other British Possessions . .	—	—	—	—	—	1,639	1,884	1,741	2,518	2,170
<b>TOTAL BRITISH EMPIRE</b>	—	—	—	—	—	28,733	38,916	28,218	34,498	53,572

GENERAL EXPORTS

( 894 )

FOREIGN MERCHANDISE

No. 15—continued

ARTICLES, AND COUNTRIES OF FINAL DESTINATION; ALSO SHARE OF EACH PROVINCE	QUANTITY					VALUE				
	1927-28	1928-29	1929-30	1930-31	1931-32	1927-28	1928-29	1929-30	1930-31	1931-32
<b>Chinese and Japanese ware (including lacquered ware but excluding earthenware and porcelain) (III. E)—continued</b>						R	R	R	R	R
Netherlands . . . . .	—	—	—	—	—	70	..	..	1,080	..
Greece . . . . .	—	—	—	—	—	1,012	..	..	..	..
Persia . . . . .	—	—	—	—	—	177	94	12	1,160	..
Mascat Territory and Trucial Oman . . . . .	—	—	—	—	—	300	..	1,531	..	..
Egypt . . . . .	—	—	—	—	—	249	50	..	1,500	..
United States of America—Via Atlantic Coast . . . . .	—	—	—	—	—	3,025	60	..	400	110
Other Foreign Countries . . . . .	—	—	—	—	—	308	150	950	420	517
<b>TOTAL FOREIGN COUNTRIES</b>	—	—	—	—	—	<b>5,831</b>	<b>294</b>	<b>2,538</b>	<b>4,560</b>	<b>627</b>
<i>Share of Bengal</i> . . . . .	—	—	—	—	—	<i>2,029</i>	<i>1,360</i>	<i>3,083</i>	<i>1,250</i>	<i>320</i>
<i>" Bombay</i> . . . . .	—	—	—	—	—	<i>17,630</i>	<i>31,724</i>	<i>19,960</i>	<i>23,249</i>	<i>46,576</i>
<i>" Sind</i> . . . . .	—	—	—	—	—	<i>35</i>	<i>..</i>	<i>..</i>	<i>..</i>	<i>..</i>
<i>" Madras</i> . . . . .	—	—	—	—	—	<i>8,075</i>	<i>3,931</i>	<i>4,305</i>	<i>5,076</i>	<i>3,973</i>
<i>" Burma</i> . . . . .	—	—	—	—	—	<i>6,745</i>	<i>2,295</i>	<i>3,403</i>	<i>3,332</i>	<i>3,331</i>
<b>TOTAL</b>	—	—	—	—	—	<b>34,564</b>	<b>89,210</b>	<b>30,751</b>	<b>39,058</b>	<b>54,199</b>
<b>Clocks and Watches and parts thereof—</b>										
<i>Clocks and Watches (III. D)—</i>	No.	No.	No.	No.	No.					
United Kingdom . . . . .	69	36	41	136	46	6,437	3,763	6,132	4,521	4,637
Maldives . . . . .	36	261	21	..	..	464	820	180	..	..
Ceylon . . . . .	8	41	179	149	191	179	880	1,817	1,211	1,526
Straits Settlements (including Labuan) . . . . .	2,901	..	..	3,301	1	30,518	..	..	11,861	20
Federated Malay States . . . . .	..	2,720	..	..	..	..	6,736	..	..	..
Other British Possessions . . . . .	20	3	25	79	12	470	70	1,120	600	75
<b>TOTAL BRITISH EMPIRE</b>	<b>3,034</b>	<b>3,061</b>	<b>266</b>	<b>3,665</b>	<b>240</b>	<b>38,068</b>	<b>12,369</b>	<b>9,199</b>	<b>18,198</b>	<b>6,258</b>
Germany . . . . .	..	60	62	720	327	..	365	4,662	2,138	1,072
France . . . . .	363	627	7	..	..	36,234	1,822	1,500	..	..
Italy . . . . .	..	..	2	..	128	..	..	25	..	2,670
Native States in Arabia other than Mascat Territory and Trucial Oman . . . . .	12	848	31	3	..	107	14,399	470	90	..
Persia . . . . .	182	128	285	127	1	2,078	1,870	1,535	1,215	100
Other Foreign Countries . . . . .	65	65	41	29	39	1,374	780	585	562	487
<b>TOTAL FOREIGN COUNTRIES</b>	<b>572</b>	<b>1,723</b>	<b>428</b>	<b>879</b>	<b>495</b>	<b>39,768</b>	<b>19,236</b>	<b>8,777</b>	<b>4,000</b>	<b>4,329</b>
<i>Share of Bengal</i> . . . . .	<i>17</i>	<i>2,952</i>	<i>59</i>	<i>534</i>	<i>13</i>	<i>2,340</i>	<i>7,656</i>	<i>4,848</i>	<i>4,724</i>	<i>225</i>
<i>" Bombay</i> . . . . .	<i>594</i>	<i>1,709</i>	<i>486</i>	<i>3,609</i>	<i>666</i>	<i>41,323</i>	<i>31,716</i>	<i>11,982</i>	<i>16,319</i>	<i>8,641</i>
<i>" Sind</i> . . . . .	<i>64</i>	<i>71</i>	<i>144</i>	<i>98</i>	<i>26</i>	<i>2,825</i>	<i>596</i>	<i>850</i>	<i>866</i>	<i>478</i>
<i>" Madras</i> . . . . .	<i>2,912</i>	<i>10</i>	<i>2</i>	<i>1</i>	<i>19</i>	<i>30,834</i>	<i>510</i>	<i>28</i>	<i>260</i>	<i>456</i>
<i>" Burma</i> . . . . .	<i>29</i>	<i>12</i>	<i>3</i>	<i>2</i>	<i>13</i>	<i>534</i>	<i>1,028</i>	<i>270</i>	<i>25</i>	<i>787</i>
<b>TOTAL</b>	<b>3,606</b>	<b>4,784</b>	<b>694</b>	<b>4,544</b>	<b>735</b>	<b>77,856</b>	<b>31,505</b>	<b>17,976</b>	<b>22,193</b>	<b>10,587</b>
<b>Parts of Clocks and Watches (III. D)—</b>										
United Kingdom . . . . .	—	—	—	—	—	6,100	175	..	..	160
Aden and Dependencies . . . . .	—	—	—	—	—	..	1,500	..	..	..
Other British Possessions . . . . .	—	—	—	—	—	..	..	..	450	..
<b>TOTAL BRITISH EMPIRE</b>	—	—	—	—	—	<b>6,100</b>	<b>1,675</b>	<b>..</b>	<b>450</b>	<b>160</b>

No. 15—continued

ARTICLES, AND COUNTRIES OF FINAL DESTINATION; ALSO SHARE OF EACH PROVINCE	QUANTITY					VALUE				
	1927-28	1928-29	1929-30	1930-31	1931-32	1927-28	1928-29	1929-30	1930-31	1931-32
<b>Clocks and Watches and Parts thereof—continued Parts of Clocks and Watches (III. D)— continued</b>						R	R	R	R	R
France . . . . .	—	—	—	—	—	3,000	..	900	..	..
Native States in Arabia other than Maskat Territory and Trucial Oman . . . . .	—	—	—	—	—	1,204	..	..	2,420	..
Other Foreign Countries . . . . .	—	—	—	—	—	263	..	668	153	..
<b>TOTAL FOREIGN COUNTRIES</b>	—	—	—	—	—	4,467	..	1,568	2,573	..
<b>Share of Bengal</b> . . . . .	—	—	—	—	—	..	..	..	450	160
" <i>Bombay</i> . . . . .	—	—	—	—	—	10,567	1,500	1,308	2,433	..
" <i>Sind</i> . . . . .	—	—	—	—	—	..	..	260	140	..
" <i>Madras</i> . . . . .	—	—	—	—	—	..	..	..	..	..
" <i>Burma</i> . . . . .	—	—	—	—	—	..	175	..	..	..
<b>TOTAL</b>	—	—	—	—	—	10,507	1,675	1,568	3,023	160
<b>Coal and Coke (II. A)—</b>	Tons	Tons	Tons	Tons	Tons					
United Kingdom . . . . .	12,578	4,520	8,495	4,138	3,401	2,69,021	1,00,747	1,69,205	80,805	90,737
Aden and Dependencies . . . . .	..	950	700	637	..	..	16,950	13,800	11,186	..
Ceylon . . . . .	..	65	..	..	..	..	1,170	..	..	..
Straits Settlements (includ- ing Labuan) . . . . .	175	..	360	..	..	4,200	..	7,500	..	..
Natal . . . . .	550	532	3,043	187	..	12,100	9,776	37,381	3,539	..
Kenya Colony . . . . .	835	467	650	..	..	24,215	3,906	13,000	..	..
Tanganyika Territory . . . . .	..	3,462	..	..	..	..	85,936	..	..	..
Mauritius and Dependencies . . . . .	1,200	480	980	100	..	24,000	8,640	17,840	1,800	..
Western Australia . . . . .	..	700	2,247	..	..	..	11,000	41,414	..	..
New South Wales . . . . .	..	..	20	..	..	..	..	360	..	..
<i>Australian Commonwealth (Total)</i> . . . . .	..	700	2,267	..	..	..	11,500	41,774	..	..
<b>TOTAL BRITISH EMPIRE</b>	15,338	11,176	15,495	5,062	3,401	3,33,536	2,44,025	3,00,300	97,280	90,737
Germany . . . . .	750	140	..	1,513	..	15,450	3,220	..	23,079	..
Netherlands . . . . .	..	..	1,600	..	..	..	..	31,800	..	..
Belgium . . . . .	797	..	..	650	..	16,004	..	..	13,000	..
France . . . . .	1,047	949	240	1,230	..	23,605	21,181	4,320	23,231	..
Italy . . . . .	995	..	1,725	2,171	..	22,085	..	35,536	41,821	..
Turkey, Asiatic . . . . .	..	..	..	400	..	..	..	..	6,800	..
Maskat Territory and Trucial Oman . . . . .	80	..	..	..	..	1,840	..	..	..	..
Other Native States in Arabia . . . . .	14,230	8,522	16,175	11,039	..	2,90,425	1,62,511	2,91,078	2,09,985	..
Iraq . . . . .	5,183	2,397	2,076	3,018	1,373	1,42,099	54,873	51,632	68,052	34,995
Persia . . . . .	580	270	140	40	40	14,500	4,800	3,700	1,100	1,120
Henjam Island . . . . .	..	..	..	330	..	..	..	..	6,270	..
Java . . . . .	10,768	10,639	5,090	1,950	..	2,26,852	1,90,135	93,820	35,180	..
Sum . . . . .	505	242	2,015	475	..	11,302	4,920	39,994	9,025	..
China (excludes of Hong- kong and Macao) . . . . .	..	860	..	550	..	..	16,985	..	13,200	..
Japan . . . . .	350	300	4,610	2,899	..	7,350	5,850	94,155	55,031	..
Portuguese East Africa . . . . .	1,440	..	..	..	..	40,340	..	..	..	..
Italian East Africa (Somal- land and Eritrea) . . . . .	..	..	300	..	..	..	..	4,800	..	..
<b>TOTAL FOREIGN COUNTRIES</b>	36,725	24,819	34,571	27,545	1,413	8,24,342	4,64,540	6,50,835	5,14,674	36,115
<b>Share of Bombay</b> . . . . .	17,311	31,734	43,561	26,106	4,586	10,55,182	6,13,291	3,17,015	4,30,738	1,21,147
" <i>Sind</i> . . . . .	4,252	4,211	6,505	6,501	228	1,02,690	95,274	1,34,129	1,31,166	5,705
<b>TOTAL</b>	52,063	35,995	50,066	32,607	4,814	11,57,872	7,08,565	9,51,135	6,11,954	1,26,852
<b>COALS SHIPPED FOR THE USE OF STEAMERS, etc., engaged in the foreign trade—</b>					Tons					
Share of Bombay . . . . .	—	—	—	—	14,901	—	—	—	—	—
" <i>Sind</i> . . . . .	—	—	—	—	3,481	—	—	—	—	—
" <i>Madras</i> . . . . .	—	—	—	—	140	—	—	—	—	—
" <i>Burma</i> . . . . .	—	—	—	—	150	—	—	—	—	—
<b>TOTAL</b>	—	—	—	—	23,672	—	—	—	—	—

\* Coal shipped for the use of steamers, etc., is not re-exports in the ordinary acceptation of the term, and the value thereof is, accordingly, not included in these Accounts.

GENERAL EXPORTS

( 896 )

FOREIGN MERCHANDISE

No. 15—continued

ARTICLES, AND COUNTRIES OF FINAL DESTINATION; ALSO SHARE OF EACH PROVINCE	QUANTITY					VALUE				
	1927-28	1928-29	1929-30	1930-31	1931-32	1927-28	1928-29	1929-30	1930-31	1931-32
	Cwts.	Cwts.	Cwts.	Cwts.	Cwts.	R	R	R	R	R
<b>Coffee (L. I)—</b>										
United Kingdom . . . . .	..	..	..	..	20	..	..	14	..	1,185
Palestina . . . . .	5	12	212	233	165	350	672	11,869	13,610	5,990
Bahrain Islands . . . . .	151	292	1,677	1,209	635	7,643	17,127	95,288	63,161	24,960
Ceylon . . . . .	..	..	..	98	6	..	..	..	5,891	100
Straits Settlements . . . . .	..	..	..	..	65	..	..	..	..	2,173
Other British Possessions . . . . .	..	..	..	5	8	..	..	..	350	300
<b>TOTAL BRITISH EMPIRE</b>	<b>156</b>	<b>304</b>	<b>1,889</b>	<b>1,545</b>	<b>809</b>	<b>7,993</b>	<b>17,799</b>	<b>1,07,171</b>	<b>83,012</b>	<b>34,718</b>
Germany . . . . .	..	19	..	..	..	..	1,170	..	..	..
Syria . . . . .	423	564	601	275	164	22,519	31,648	24,435	16,098	6,240
Masbat Territory and Trucial Oman . . . . .	1,478	1,419	3,553	823	343	74,868	73,673	2,05,127	50,134	13,525
Other Native States in Arabia Iraq . . . . .	109	284	146	100	170	8,600	15,626	8,331	6,211	7,430
Persia . . . . .	1,352	1,720	1,795	1,586	916	70,774	99,023	1,01,624	86,641	39,281
Egypt . . . . .	844	162	871	502	276	47,694	9,820	50,028	25,358	10,301
Tripoli . . . . .	20	10	187	..	..	1,290	600	10,865	..	..
Other Foreign Countries . . . . .	..	..	54	..	43	..	..	3,010	..	2,250
<b>TOTAL FOREIGN COUNTRIES</b>	<b>4,301</b>	<b>4,178</b>	<b>7,220</b>	<b>3,291</b>	<b>1,927</b>	<b>2,26,145</b>	<b>2,31,560</b>	<b>4,14,190</b>	<b>1,84,482</b>	<b>79,652</b>
<b>Share of Bombay</b>	<b>4,457</b>	<b>4,476</b>	<b>9,109</b>	<b>4,829</b>	<b>2,731</b>	<b>2,34,138</b>	<b>2,49,044</b>	<b>5,21,361</b>	<b>2,67,084</b>	<b>1,10,702</b>
" Sind . . . . .	..	6	..	7	15	..	316	..	380	773
" Madras . . . . .	..	..	..	..	6	..	..	..	30	160
" Burma . . . . .	..	..	..	..	74	..	..	..	..	2,735
<b>TOTAL</b>	<b>4,457</b>	<b>4,482</b>	<b>9,109</b>	<b>4,836</b>	<b>2,826</b>	<b>2,34,138</b>	<b>2,49,359</b>	<b>5,21,361</b>	<b>2,67,494</b>	<b>1,14,370</b>
<b>Cordage and rope of vegetable fibre (excluding jute and cotton) (III. V)—</b>										
United Kingdom . . . . .	..	283	429	14	593	..	2,353	4,076	1,775	5,515
Bahrain Islands . . . . .	12	24	53	5	10	750	1,100	2,663	125	360
Hongkong . . . . .	160	..	..	..	..	3,000	..	..	..	..
Kenya Colony . . . . .	53	10	7	23	10	1,340	470	401	1,422	385
Other British Possessions . . . . .	29	11	17	26	4	2,075	748	488	820	175
<b>TOTAL BRITISH EMPIRE</b>	<b>264</b>	<b>328</b>	<b>506</b>	<b>71</b>	<b>622</b>	<b>7,165</b>	<b>4,671</b>	<b>8,228</b>	<b>4,142</b>	<b>6,435</b>
Italy . . . . .	..	70	..	..	..	..	10,965	..	..	..
Persia . . . . .	11	28	110	21	..	816	1,155	5,936	725	..
Java . . . . .	..	..	87	..	..	..	..	3,000	..	..
Egypt . . . . .	..	..	..	..	43	..	..	..	..	3,000
Portuguese East Africa . . . . .	91	105	15	41	4	2,389	6,579	912	3,047	199
Other Foreign Countries . . . . .	73	127	55	29	12	1,770	2,051	3,368	1,063	615
<b>TOTAL FOREIGN COUNTRIES</b>	<b>175</b>	<b>330</b>	<b>267</b>	<b>91</b>	<b>59</b>	<b>5,475</b>	<b>20,750</b>	<b>12,316</b>	<b>5,435</b>	<b>3,812</b>
<b>Share of Bengal</b>	<b>160</b>	<b>275</b>	<b>471</b>	<b>8</b>	<b>593</b>	<b>3,000</b>	<b>2,078</b>	<b>8,291</b>	<b>372</b>	<b>5,516</b>
" Bombay . . . . .	<b>261</b>	<b>250</b>	<b>231</b>	<b>129</b>	<b>34</b>	<b>3,980</b>	<b>10,067</b>	<b>12,162</b>	<b>8,334</b>	<b>1,494</b>
" Sind . . . . .	<b>1</b>	<b>23</b>	<b>10</b>	<b>25</b>	<b>6</b>	<b>60</b>	<b>1,095</b>	<b>421</b>	<b>371</b>	<b>240</b>
" Madras . . . . .	<b>..</b>	<b>7</b>	<b>10</b>	<b>..</b>	<b>..</b>	<b>..</b>	<b>200</b>	<b>100</b>	<b>..</b>	<b>..</b>
" Burma . . . . .	<b>17</b>	<b>98</b>	<b>1</b>	<b>..</b>	<b>43</b>	<b>600</b>	<b>6,081</b>	<b>10</b>	<b>..</b>	<b>3,000</b>
<b>TOTAL</b>	<b>439</b>	<b>658</b>	<b>773</b>	<b>162</b>	<b>681</b>	<b>12,640</b>	<b>25,421</b>	<b>21,044</b>	<b>9,577</b>	<b>10,249</b>



No. 15—continued

ARTICLES, AND COUNTRIES OF FINAL DESTINATION; ALSO SHARE OF EACH PROVINCE	QUANTITY					VALUE				
	1927-28	1928-29	1929-30	1930-31	1931-32	1927-28	1928-29	1929-30	1930-31	1931-32
	Cwts.	Cwts.	Cwts.	Cwts.	Cwts.	R	R	R	R	R
<b>Cutlery (III. D)—</b>										
United Kingdom . . . . .	—	—	—	—	—	14,057	13,021	24,548	22,638	32,597
Aden and Dependencies . . . . .	—	—	—	—	—	240	1,400	3,120	625	800
Bahrain Islands . . . . .	—	—	—	—	—	4,860	14,897	1,985	1,685	125
Maldives . . . . .	—	—	—	—	—	4,000	..	..	..	..
Ceylon . . . . .	—	—	—	—	—	7,159	10,398	11,987	9,900	7,024
Straits Settlements (including Labuan) . . . . .	—	—	—	—	—	480	650	1,185	650	292
Hongkong . . . . .	—	—	—	—	—	..	1,850	..	..	..
Cape of Good Hope . . . . .	—	—	—	—	—	750	100	..	4,050	8,059
Zanzibar and Pemba . . . . .	—	—	—	—	—	8,280	4,900	15,450	2,980	3,770
Kenya Colony . . . . .	—	—	—	—	—	19,665	39,861	49,158	25,802	10,550
Tanganyika Territory . . . . .	—	—	—	—	—	12,550	13,530	36,165	26,375	20,423
Anglo-Egyptian Sudan . . . . .	—	—	—	—	—	4,750	..	100	200	..
Mauritius and Dependencies . . . . .	—	—	—	—	—	13,850	1,850	1,300	1,000	950
Seychelles . . . . .	—	—	—	—	—	3,025	2,294	2,600	1,850	1,250
Fiji Islands . . . . .	—	—	—	—	—	..	1,038	..	..	300
Other British Possessions . . . . .	—	—	—	—	—	410	60	390	451	530
<b>TOTAL BRITISH EMPIRE</b>	—	—	—	—	—	<b>94,176</b>	<b>1,04,844</b>	<b>1,47,938</b>	<b>93,156</b>	<b>81,243</b>
Germany . . . . .	—	—	—	—	—	6,791	300	11,258	4,645	2,347
France . . . . .	—	—	—	—	—	..	150	1,530	1,295	50
Switzerland . . . . .	—	—	—	—	—	300	400	100	2,083	915
Maskat Territory and Trucial Oman . . . . .	—	—	—	—	—	24,696	30,306	13,440	4,845	5,095
Other Native States in Arabia . . . . .	—	—	—	—	—	24,535	36,911	18,325	13,570	2,500
Iraq . . . . .	—	—	—	—	—	8,165	11,105	6,650	2,150	3,600
Persia . . . . .	—	—	—	—	—	39,318	74,090	61,311	6,650	2,082
Afghanistan . . . . .	—	—	—	—	—	..	..	..	..	1,000
Portuguese East Africa . . . . .	—	—	—	—	—	24,062	29,236	22,647	22,426	14,441
Italian East Africa (Somali- land and Eritrea) . . . . .	—	—	—	—	—	500	..	..	1,700	..
United States of America— Via Atlantic Coast . . . . .	—	—	—	—	—	60	100	325	348	1,265
" Pacific " . . . . .	—	—	—	—	—	318	45	..	..	..
Other Foreign Countries . . . . .	—	—	—	—	—	700	1,525	1,497	1,540	1,044
<b>TOTAL FOREIGN COUNTRIES</b>	—	—	—	—	—	<b>1,79,773</b>	<b>1,74,068</b>	<b>1,36,783</b>	<b>61,252</b>	<b>34,539</b>
Share of Bengal . . . . .	—	—	—	—	—	1,316	200	3,339	4,630	11,355
" Bombay . . . . .	—	—	—	—	—	2,60,336	2,60,293	2,63,552	1,42,917	94,377
" Sind . . . . .	—	—	—	—	—	4,636	7,210	5,414	4,949	1,659
" Madras . . . . .	—	—	—	—	—	854	2,488	3,078	4,376	3,493
" Burma . . . . .	—	—	—	—	—	6,908	2,711	3,158	2,487	6,289
<b>TOTAL</b>	—	—	—	—	—	<b>2,73,949</b>	<b>2,78,912</b>	<b>3,84,721</b>	<b>1,59,408</b>	<b>1,16,082</b>
<b>Drugs and Medicines (ex- cluding chemicals and narcotics)— Asafetida (III. O)—</b>										
United Kingdom . . . . .	64	4	80	69	3	2,300	500	2,800	2,100	880
Aden and Dependencies . . . . .	62	92	30	31	23	2,660	5,250	1,685	2,030	840
Ceylon . . . . .	99	119	140	109	114	7,087	7,500	9,830	8,370	6,535
Straits Settlements (including Labuan) . . . . .	359	310	521	486	526	18,565	17,069	24,093	21,480	16,242
Hongkong . . . . .	62	..	170	22	22	3,420	..	3,270	501	760
Natal . . . . .	66	56	43	43	37	5,375	4,370	4,315	4,805	4,015
Zanzibar and Pemba . . . . .	9	12	8	9	11	905	1,170	800	645	810
Kenya Colony . . . . .	37	65	64	61	42	3,395	5,665	9,255	5,305	3,225
Other British Possessions . . . . .	14	13	14	11	13	1,430	825	992	1,041	990
<b>TOTAL BRITISH EMPIRE</b>	<b>772</b>	<b>671</b>	<b>970</b>	<b>840</b>	<b>797</b>	<b>45,137</b>	<b>42,369</b>	<b>54,100</b>	<b>46,830</b>	<b>33,617</b>

GENERAL EXPORTS

( 898 )

FOREIGN MERCHANDISE

No. 15—continued

ARTICLES, AND COUNTRIES OF FINAL DESTINATION; ALSO SHARE OF EACH PROVINCE	QUANTITY					VALUE				
	1927-28	1928-29	1929-30	1930-31	1931-32	1927-28	1928-29	1929-30	1930-31	1931-32
						R	R	R	R	R
<b>DRUGS and Medicines (ex- cluding chemicals and narcotics)—continued.</b>										
<i>Asquithia (III. C)—continued.</i>	Cwts.	Cwts.	Cwts.	Cwts.	Cwts.					
Germany . . . . .	31	73	10	..	110	950	2,292	750	..	3,4
France . . . . .	..	89	55	103	23	..	5,595	1,825	4,100	7
Syria . . . . .	..	..	4	22	68	..	..	190	1,500	2,1
Persia . . . . .	..	0	..	..	..	..	1,835	..	..	..
Siam . . . . .	36	43	27	24	51	1,550	1,867	1,080	915	1,2
Egypt . . . . .	44	28	125	42	7	2,387	1,863	4,570	1,420	2
Portuguese East Africa . .	15	14	24	18	16	1,745	1,553	3,120	1,063	1,0
United States of America— 74 Atlantic Coast . . . .	250	307	204	219	47	14,200	12,340	7,573	6,810	1,0
Other Foreign Countries . .	21	19	24	7	17	1,550	1,395	1,647	1,135	6
<b>TOTAL FOREIGN COUNTRIES</b>	<b>397</b>	<b>532</b>	<b>473</b>	<b>430</b>	<b>338</b>	<b>22,332</b>	<b>23,240</b>	<b>20,745</b>	<b>17,543</b>	<b>12,1</b>
Share of Bengal . . . . .	..	..	..	..	..	..	..	..	..	..
.. Bombay . . . . .	1,164	1,253	1,443	1,270	1,094	67,120	70,609	74,323	62,923	42,0
.. Sind . . . . .	2	..	..	..	111	150	..	..	450	3,6
.. Madras . . . . .	3	..	..	..	..	199	..	22	..	..
<b>TOTAL</b>	<b>1,169</b>	<b>1,253</b>	<b>1,443</b>	<b>1,270</b>	<b>1,135</b>	<b>67,469</b>	<b>70,609</b>	<b>74,345</b>	<b>63,373</b>	<b>45,6</b>
<b>Camphor (III. C)—</b>	Lbs.	Lbs.	Lbs.	Lbs.	Lbs.					
Aden and Dependencies . .	180	1,010	320	340	363	430	3,530	680	590	5
Ceylon . . . . .	805	..	3,736	3,970	156	2,062	..	6,942	8,145	1
Straits Settlements (Includ- ing Labuan) . . . . .	..	2,834	566	..	100	..	2,130	1,142	..	10
Natal . . . . .	..	..	500	..	120	..	..	1,000	..	2
Mauritius and Dependencies .	3,225	5,003	4,373	5,162	5,356	15,111	8,710	9,117	6,950	3,70
Other British Possessions . .	486	659	762	546	404	1,153	1,350	1,660	1,025	54
<b>TOTAL BRITISH EMPIRE</b>	<b>9,766</b>	<b>9,556</b>	<b>10,257</b>	<b>10,018</b>	<b>6,499</b>	<b>18,731</b>	<b>15,720</b>	<b>20,531</b>	<b>16,710</b>	<b>10,31</b>
Iraq . . . . .	603	300	392	900	..	1,065	650	1,540	1,600	..
Heunlon . . . . .	60	640	480	120	320	150	1,468	945	225	62
Other Foreign Countries . .	453	239	257	160	902	905	543	585	330	1,10
<b>TOTAL FOREIGN COUNTRIES</b>	<b>1,126</b>	<b>1,229</b>	<b>1,629</b>	<b>1,180</b>	<b>1,222</b>	<b>2,120</b>	<b>2,651</b>	<b>3,070</b>	<b>2,855</b>	<b>1,82</b>
Share of Bengal . . . . .	3,372	5,094	4,253	5,102	5,356	15,546	8,390	3,722	6,330	3,70
.. Bombay . . . . .	2,506	2,391	7,251	6,096	2,009	5,325	7,481	14,567	12,235	3,011
.. Madras . . . . .	4	2,300	332	..	356	10	2,000	312	..	42
<b>TOTAL</b>	<b>10,332</b>	<b>10,735</b>	<b>11,336</b>	<b>11,103</b>	<b>7,721</b>	<b>20,331</b>	<b>18,371</b>	<b>23,601</b>	<b>19,065</b>	<b>12,130</b>
<b>Quinine Salts (III. C)— Quinine Sulphate or bisulphate—</b>	Lbs.	Lbs.	Lbs.	Lbs.	Lbs.					
United Kingdom . . . . .	550	123	142	303	700	1,100	3,500	2,430	6,663	1,153
Other British Possessions . .	..	3	1	..	..	..	43	19	..	..
<b>TOTAL BRITISH EMPIRE</b>	<b>550</b>	<b>123</b>	<b>143</b>	<b>303</b>	<b>700</b>	<b>1,100</b>	<b>3,543</b>	<b>2,449</b>	<b>6,663</b>	<b>1,153</b>
Germany . . . . .	..	..	230	60	6	..	..	5,015	1,200	150
Persia . . . . .	..	..	..	50	..	..	..	..	1,000	..
Other Foreign Countries . .	110	224	..	..	..	850	663	..	..	..
<b>TOTAL FOREIGN COUNTRIES</b>	<b>110</b>	<b>224</b>	<b>230</b>	<b>110</b>	<b>6</b>	<b>850</b>	<b>663</b>	<b>5,015</b>	<b>2,200</b>	<b>150</b>
Share of Bengal . . . . .	..	..	..	50	672	..	..	..	363	353
.. Bombay . . . . .	113	227	231	453	34	1,050	711	5,034	3,000	350
.. Sind . . . . .	542	125	142	..	..	900	3,600	2,430	..	..
<b>TOTAL</b>	<b>660</b>	<b>353</b>	<b>373</b>	<b>503</b>	<b>708</b>	<b>1,950</b>	<b>4,211</b>	<b>7,464</b>	<b>8,363</b>	<b>1,303</b>
<b>Quinine Hydrochloride or Dihydrochloride (III. C)—</b>	Lbs.	Lbs.	Lbs.	Lbs.	Lbs.					
United Kingdom . . . . .	..	60	..	..	..	..	300	..	..	..
Persia . . . . .	..	63	4	..	..	..	373	127	..	..
Share of Bombay . . . . .	..	123	4	..	..	..	1,163	127	..	..
.. Sind . . . . .	..	..	..	..	..	..	7	..	..	..
<b>TOTAL</b>	<b>..</b>	<b>123</b>	<b>4</b>	<b>..</b>	<b>..</b>	<b>..</b>	<b>1,172</b>	<b>127</b>	<b>..</b>	<b>..</b>

No. 15—continued

ARTICLES, AND COUNTRIES OF FINAL DESTINATION; ALSO SHARE OF EACH PROVINCE	QUANTITY					VALUE				
	1927-28	1928-29	1929-30	1930-31	1931-32	1927-28	1928-29	1929-30	1930-31	1931-32
<b>Drugs and Medicines (ex- cluding chemicals and narcotics)—continued</b>						R	R	R	R	R
<b>Quinine Salts (III. O)— continued</b>	Lbs.	Lbs.	Lbs.	Lbs.	Lbs.					
<b>Others (III. O)—</b>										
United Kingdom . . . . .	..	..	9	107	..	..	..	2,650	849	..
Other British Possessions . . . . .	..	5	25	..	15	..	143	30	..	210
<b>TOTAL BRITISH EMPIRE</b>	..	5	34	107	15	..	143	2,680	849	210
Germany . . . . .	..	..	..	..	112	..	..	..	..	2,432
Belgium . . . . .	112	..	660	560	81	250	..	670	1,474	2,200
Other Foreign Countries . . . . .	..	112	..	..	..	..	370	..	..	..
<b>TOTAL FOREIGN COUNTRIES</b>	112	112	660	560	193	250	370	670	1,474	4,632
<b>Share of Bengal . . . . .</b>	112	112	660	560	208	250	370	670	1,474	4,342
" <i>Bombay</i> . . . . .	..	5	..	107	..	..	143	..	849	..
" <i>Burma</i> . . . . .	..	..	34	..	..	..	..	2,680	..	..
<b>TOTAL</b>	112	117	694	667	203	250	513	3,350	2,323	4,842
<b>Saccharin (III. O)—</b>	Lbs.	Lbs.	Lbs.	Lbs.	Lbs.					
United Kingdom . . . . .	..	200	..	..	..	..	1,650	..	..	..
Bahrain Islands . . . . .	300	..	..	..	..	1,500	..	..	..	..
<b>TOTAL BRITISH EMPIRE</b>	300	200	..	..	..	1,500	1,650	..	..	..
United States of America— Via Atlantic Coast . . . . .	150	..	..	..	..	1,150	..	..	..	..
Other Foreign Countries . . . . .	..	112	100	350	..	..	286	339	1,773	..
<b>TOTAL FOREIGN COUNTRIES</b>	150	112	100	350	..	1,150	286	339	1,773	..
<b>Share of Bengal . . . . .</b>	..	112	..	..	..	..	286	..	..	..
" <i>Bombay</i> . . . . .	300	..	..	200	..	1,500	..	..	900	..
" <i>Sind</i> . . . . .	150	..	100	100	..	1,150	..	339	392	..
" <i>Burma</i> . . . . .	..	200	..	50	..	..	1,650	..	481	..
<b>TOTAL</b>	450	312	100	350	..	2,650	1,946	339	1,773	..
<b>Other sorts of Drugs and Medicines (III. O)—</b>										
United Kingdom . . . . .	—	—	—	—	—	41,220	26,328	23,878	21,100	8,409
Aden and Dependencies . . . . .	—	—	—	—	—	3,222	4,217	4,202	2,905	8,333
Bahrain Islands . . . . .	—	—	—	—	—	10,567	7,502	9,158	2,809	9,645
Ceylon . . . . .	—	—	—	—	—	36,113	35,934	46,444	45,243	43,609
Straits Settlements (includ- ing Labuan) . . . . .	—	—	—	—	—	21,971	16,695	15,158	4,807	11,987
Hongkong . . . . .	—	—	—	—	—	2,884	3,370	46,095	8,133	1,918
Natal . . . . .	—	—	—	—	—	765	465	1,015	555	400
Zanzibar and Pemba . . . . .	—	—	—	—	—	3,209	1,216	3,475	2,298	3,672
Kenya Colony . . . . .	—	—	—	—	—	7,548	4,632	3,959	1,120	3,691
Tanganyika Territory . . . . .	—	—	—	—	—	3,581	6,085	3,820	4,167	1,032
Anglo-Egyptian Sudan . . . . .	—	—	—	—	—	750	1,535	400	105	470
Seychelles . . . . .	—	—	—	—	—	4,358	..	..	..	10
New South Wales Australian Commonwealth (Total) . . . . .	—	—	—	—	—	..	..	..	..	1,667
Other British Possessions . . . . .	—	—	—	—	—	620	470	947	727	215
<b>TOTAL BRITISH EMPIRE</b>	—	—	—	—	—	1,36,878	1,08,484	1,58,551	93,969	95,059
Germany . . . . .	—	—	—	—	—	11,101	6,331	15,441	20,063	10,588
Netherlands . . . . .	—	—	—	—	—	883	1,613	20,766	3,19,594	513
France . . . . .	—	—	—	—	—	1,175	19,136	3,275	3,801	3,123
Switzerland . . . . .	—	—	—	—	—	12,300	..	..	..	..
Syria . . . . .	—	—	—	—	—	90	350	2,375	1,365	2,603
Maskat Territory and Trucial Oman . . . . .	—	—	—	—	—	6,300	2,732	2,378	1,194	2,335
Other Native States in Arabia . . . . .	—	—	—	—	—	6,207	3,700	3,373	8,605	5,950
Iraq . . . . .	—	—	—	—	—	17,953	2,600	16,314	3,281	3,534
Persia . . . . .	—	—	—	—	—	23,113	17,043	21,431	9,750	20,207
Java . . . . .	—	—	—	—	—	660	1,120	280	530	399
Siam . . . . .	—	—	—	—	—	1,728	910	515	1,120	30
China (exclusive of Hong- kong and Macao) . . . . .	—	—	—	—	—	3,735	3,047	4,418	974	11,611
Japan . . . . .	—	—	—	—	—	4,437	962	1,720	3,475	2,530
Egypt . . . . .	—	—	—	—	—	15,536	7,317	4,490	4,113	823
United States of America— Via Atlantic Coast . . . . .	—	—	—	—	—	13,576	34,131	30,043	14,277	4,630
Other Foreign Countries . . . . .	—	—	—	—	—	1,210	2,173	1,589	1,181	430
<b>TOTAL FOREIGN COUNTRIES</b>	—	—	—	—	—	1,30,169	1,02,415	1,29,418	3,98,323	69,513

GENERAL EXPORTS

( 900 )

FOREIGN MERCHANDISE

No. 15—continued

ARTICLES, AND COUNTRIES OF FINAL DESTINATION; ALSO SHARE OF EACH PROVINCE	QUANTITY					VALUE				
	1927-28	1928-29	1929-30	1930-31	1931-32	1927-28	1928-29	1929-30	1930-31	1931-32
						R	R	R	R	R
<b>Drugs and Medicines (excluding chemicals and narcotics)—continued</b>										
<i>Other sorts of Drugs and Medicines (III. U)—continued</i>										
Share of Bengal . . . . .	—	—	—	—	—	34,845	33,312	44,500	1,17,970	32,449
"    Bombay . . . . .	—	—	—	—	—	1,76,443	1,52,230	2,15,861	2,38,252	98,331
"    Sind . . . . .	—	—	—	—	—	7,522	3,757	1,746	3,412	11,805
"    Madras . . . . .	—	—	—	—	—	41,326	14,582	12,865	1,27,374	13,405
"    Burma . . . . .	—	—	—	—	—	6,212	6,518	12,007	5,278	8,781
<b>TOTAL</b>	—	—	—	—	—	2,67,047	2,10,899	2,87,969	4,02,292	1,64,571
<b>Total value of Drugs and Medicines—</b>										
United Kingdom . . . . .	—	—	—	—	—	44,620	32,283	31,818	30,717	9,647
Aden and Dependencies . . . . .	—	—	—	—	—	6,312	13,015	6,567	5,575	9,723
Bahrain Islands . . . . .	—	—	—	—	—	12,972	7,012	9,948	3,039	9,906
Ceylon . . . . .	—	—	—	—	—	45,262	43,484	63,225	61,758	50,309
Straits Settlements (including Labuan) . . . . .	—	—	—	—	—	40,536	35,914	40,413	26,287	28,335
Hongkong . . . . .	—	—	—	—	—	6,304	3,400	49,365	8,632	2,678
Natal . . . . .	—	—	—	—	—	5,140	4,835	6,330	4,860	4,665
Zanzibar and Pemba . . . . .	—	—	—	—	—	4,354	2,386	4,525	3,193	4,682
Kenya Colony . . . . .	—	—	—	—	—	10,943	10,980	10,843	7,451	7,036
Tanganyika Territory . . . . .	—	—	—	—	—	4,251	6,510	4,430	4,487	1,602
Anglo-Egyptian Sudan . . . . .	—	—	—	—	—	750	1,525	400	255	570
Mauritius and Dependencies . . . . .	—	—	—	—	—	15,361	9,110	9,324	7,626	8,943
Seychelles . . . . .	—	—	—	—	—	4,013	350	160	..	10
New South Wales . . . . .	—	—	—	—	—	..	..	..	..	1,667
Australian Commonwealth (Total) . . . . .	—	—	—	—	—	..	..	..	..	1,667
Other British Possessions . . . . .	—	—	—	—	—	653	520	962	622	485
<b>TOTAL BRITISH EMPIRE</b>	—	—	—	—	—	2,03,376	1,72,224	2,38,311	1,64,507	1,40,258
Germany . . . . .	—	—	—	—	—	12,051	8,909	21,545	21,785	16,312
Netherlands . . . . .	—	—	—	—	—	883	2,476	20,766	2,19,594	513
Belgium . . . . .	—	—	—	—	—	672	..	670	1,474	2,200
France . . . . .	—	—	—	—	—	1,175	23,731	6,100	7,901	3,343
Switzerland . . . . .	—	—	—	—	—	12,300	..	..	..	..
Syria . . . . .	—	—	—	—	—	90	350	3,055	2,365	4,795
Mascat Territory and Trucial Oman . . . . .	—	—	—	—	—	6,600	3,167	2,973	1,404	2,740
Other Native States in Arabia	—	—	—	—	—	6,837	4,460	4,398	9,660	6,150
Iraq . . . . .	—	—	—	—	—	19,023	3,275	17,379	5,281	3,634
Perak . . . . .	—	—	—	—	—	28,868	20,153	21,673	10,950	21,024
Java . . . . .	—	—	—	—	—	690	1,490	1,080	580	390
Slam . . . . .	—	—	—	—	—	3,273	2,777	1,595	2,035	1,300
China (exclusive of Hongkong and Macao) . . . . .	—	—	—	—	—	8,735	3,047	4,413	974	11,656
Japan . . . . .	—	—	—	—	—	4,437	962	1,722	8,925	2,530
Egypt . . . . .	—	—	—	—	—	17,373	3,680	9,060	5,533	1,026
Portuguese East Africa . . . . .	—	—	—	—	—	2,043	1,966	3,572	2,204	2,420
Reunion . . . . .	—	—	—	—	—	150	1,453	945	225	635
United States of America— <i>Via Atlantic Coast</i> . . . . .	—	—	—	—	—	29,276	46,471	37,616	21,687	6,340
Other Foreign Countries . . . . .	—	—	—	—	—	1,235	2,120	1,307	710	147
<b>TOTAL FOREIGN COUNTRIES</b>	—	—	—	—	—	1,56,371	1,35,497	1,50,384	4,23,187	38,245

No. 15—continued.

ARTICLES, AND COUNTRIES OF FINAL DESTINATION; ALSO SHARE OF EACH PROVINCE	QUANTITY					VALUE				
	1927-28	1928-29	1929-30	1930-31	1931-32	1927-28	1928-29	1929-30	1930-31	1931-32
<b>Drugs and Medicines (excluding chemicals and narcotics)—concluded</b>						R	R	R	R	R
<i>Total value of Drugs and medicines—continued.</i>										
Share of Bengal . . . . .	—	—	—	—	—	50,541	43,368	53,892	1,27,143	46,952
“ Bombay . . . . .	—	—	—	—	—	2,51,437	2,32,339	3,10,412	3,23,159	1,43,717
“ Sind . . . . .	—	—	—	—	—	2,722	7,264	4,515	4,254	15,227
“ Madras . . . . .	—	—	—	—	—	41,535	16,532	14,189	1,27,274	13,826
“ Burma . . . . .	—	—	—	—	—	6,912	3,178	14,687	5,759	8,781
<b>TOTAL</b>	—	—	—	—	—	3,60,247	3,07,721	3,97,695	5,87,604	2,28,503
<b>Dyeing and Tanning Substances—</b>										
<i>Chemical (III, E)—</i>	Cwts.	Cwts.	Cwts.	Cwts.	Cwts.					
<b>TOTAL BRITISH EMPIRE</b>	1	1	..	3	1	100	140	..	510	50
France . . . . .	..	..	34	..	..	..	..	7,000	..	..
Maskat Territory and Trucial Oman . . . . .	..	18	62	41	3	..	3,652	10,046	9,872	569
Iraq . . . . .	24	18	3	..	..	4,005	4,150	700	..	..
Persia . . . . .	423	172	317	63	93	63,928	33,865	65,038	15,528	16,342
Other Foreign Countries . . . . .	..	1	..	..	..	10	180	..	..	..
<b>TOTAL FOREIGN COUNTRIES</b>	447	209	416	104	96	72,943	41,797	83,679	25,400	16,911
<i>Share of Bombay</i> . . . . .	448	210	416	107	97	73,043	41,937	83,679	25,710	16,961
<b>Cutch and Gambier (III, E)—</b>	Cwts.	Cwts.	Cwts.	Cwts.	Cwts.					
<b>TOTAL BRITISH EMPIRE</b>	58	44	54	62	57	3,042	2,330	2,985	3,460	3,365
<b>TOTAL FOREIGN COUNTRIES</b>	9	34	25	37	11	590	1,335	873	1,612	875
<i>Share of Bengal</i> . . . . .	7	..	1	..	..	225	..	15	..	..
“ Bombay . . . . .	60	78	78	99	68	3,407	3,715	3,843	5,072	4,240
<b>TOTAL</b>	67	78	79	99	68	3,632	3,715	3,858	5,072	4,240
<b>DYES OBTAINED FROM COAL TAR—</b>										
<i>Alizarine (III, E)—</i>	Lbs.	Lbs.	Lbs.	Lbs.	Lbs.					
United Kingdom . . . . .	230	..	10,825	..	..	150	..	3,016	..	..
Ceylon . . . . .	93,633	2,821	2,398	1,653	587	67,152	1,945	1,000	603	307
Mauritius and Dependencies . . . . .	..	448	..	448	448	..	400	..	400	800
<b>TOTAL BRITISH EMPIRE</b>	93,863	3,269	13,123	2,101	1,035	67,302	2,345	4,016	1,008	607
Germany . . . . .	646	112	34	214	..	1,436	70	65	375	..
Other Foreign Countries . . . . .	1,136	308	112	196	224	840	236	60	110	150
<b>TOTAL FOREIGN COUNTRIES</b>	1,782	420	146	410	224	2,276	306	125	485	150
<i>Share of Bombay</i> . . . . .	94,270	2,240	10,539	774	673	68,536	1,320	3,023	525	450
“ Sind . . . . .	56	308	112	34	537	300	336	60	69	307
“ Madras . . . . .	1,319	1,141	2,598	1,653	..	732	595	1,053	603	..
<b>TOTAL</b>	95,645	3,639	13,269	2,511	1,259	69,578	2,651	4,141	1,408	757

GENERAL EXPORTS

FOREIGN MERCHANDISE

( 902 )

No. 15—continued

ARTICLES, AND COUNTRIES (OF FINAL DESTINATION; ALSO SHARE OF EACH PROVINCE)	QUANTITY					VALUE				
	1927-28	1928-29	1929-30	1930-31	1931-32	1927-28	1928-29	1929-30	1930-31	1931-32
<b>Dyeing and Tanning Sub-</b> <b>stances—continued</b> <b>DYES OBTAINED FROM COAL TAR</b> <b>—continued</b> <b>Aniline (III. E)—</b>	Lbs.	Lbs.	Lbs.	Lbs.	Lbs.	R	R	R	R	R
United Kingdom . . . . .	11,508	16,003	3,848	17,740	77	22,583	37,751	11,859	31,945	156
Aden and Dependencies . . . . .	5,964	112	224	18,136	3,112	11,521	50	100	17,566	3,275
Bahrain Islands . . . . .	..	224	..	..	2,240	..	300	..	..	1,120
Ceylon	509,140	19,728	16,071	13,235	15,023	9,20,384	37,910	30,236	25,958	47,607
Straits Settlements (including Labuan) . . . . .	1,636	100	..	420	..	3,243	350	..	897	..
Hongkong . . . . .	..	..	..	1,915	..	..	..	..	2,400	..
Zanzibar and Pemba . . . . .	3,832	5,255	3,153	1,068	736	3,217	10,313	5,960	2,533	1,100
Kenya Colony . . . . .	2,624	1,098	1,743	2,050	1,550	5,555	3,325	3,000	2,525	2,525
Tanganyika Territory . . . . .	1,500	5,560	7,374	2,177	3,200	3,455	10,500	16,900	3,950	4,350
Other British Possessions . . . . .	758	112	33	..	..	1,440	200	30	..	..
<b>TOTAL BRITISH EMPIRE</b>	<b>537,012</b>	<b>48,347</b>	<b>32,951</b>	<b>57,347</b>	<b>26,598</b>	<b>9,76,398</b>	<b>1,00,708</b>	<b>68,085</b>	<b>37,774</b>	<b>60,133</b>
Germany . . . . .	430,010	6,774	21,324	5,381	112	10,61,930	12,188	39,467	5,744	75
Netherlands . . . . .	3,239	..	..	363	..	4,345	..	..	2,403	..
Belgium . . . . .	81,816	26,024	559	17,010	9,442	1,85,552	55,952	840	25,215	12,072
Italy	55,436	721	438	..	84	1,23,945	2,050	575	..	275
Mascat Territory and Trucial Oman . . . . .	2,152	1,379	1,127	100	562	4,346	2,380	1,564	150	1,225
Other Native States in Arabia . . . . .	2,342	3,198	5,316	5,012	2,672	4,470	5,346	7,737	6,093	2,762
Iraq . . . . .	..	2,184	1,344	..	..	..	4,250	2,400	..	..
Persia . . . . .	46,708	55,842	24,752	35,296	18,132	90,571	1,01,432	35,192	46,074	19,300
Siam . . . . .	17,993	..	..	2,240	..	35,978	..	..	400	..
Java . . . . .	..	..	..	..	3,960	..	..	..	..	3,960
China (exclusive of Hong- kong and Macao) . . . . .	..	..	..	12,319	..	..	..	..	14,397	..
Japan . . . . .	1,904	..	..	..	..	4,590	..	..	..	..
Portuguese East Africa . . . . .	1,112	1,336	312	100	500	3,050	1,940	600	300	600
United States of America— Via Atlantic Coast . . . . .	1,120	426	..	56	3,033	9,135	437	..	126	18,297
Other Foreign Countries . . . . .	200	468	..	..	1,453	300	1,090	..	..	1,320
<b>TOTAL FOREIGN COUNTRIES</b>	<b>644,032</b>	<b>98,350</b>	<b>55,721</b>	<b>73,377</b>	<b>49,950</b>	<b>15,28,212</b>	<b>1,88,115</b>	<b>88,375</b>	<b>1,01,402</b>	<b>63,976</b>
Share of Bengal . . . . .	32,710	672	247	3,534	..	69,773	2,000	807	7,050	..
.. Bombay . . . . .	1,042,163	131,184	37,514	124,337	64,370	21,33,244	2,54,359	1,53,421	1,73,771	1,10,351
.. Sind . . . . .	37,192	1,053	474	3,243	11,200	61,630	2,500	1,460	3,500	12,500
.. Madras . . . . .	50,268	14,033	437	1,335	963	1,53,935	29,564	772	5,245	1,258
.. Burma . . . . .	17,993	200	..	2,330	..	35,978	400	..	610	..
<b>TOTAL</b>	<b>1,181,044</b>	<b>147,197</b>	<b>38,673</b>	<b>135,724</b>	<b>78,533</b>	<b>25,04,610</b>	<b>2,88,323</b>	<b>1,56,460</b>	<b>1,89,176</b>	<b>1,24,109</b>
<b>Others (III. E)—</b> <b>United Kingdom . . . . .</b>	<b>Lbs.</b>	<b>Lbs.</b>	<b>Lbs.</b>	<b>Lbs.</b>	<b>Lbs.</b>	<b>..</b>	<b>..</b>	<b>..</b>	<b>1,285</b>	<b>..</b>
Ceylon . . . . .	450	1,624	52	112	224	594	6,500	66	104	74
<b>TOTAL BRITISH EMPIRE</b>	<b>450</b>	<b>1,624</b>	<b>52</b>	<b>908</b>	<b>224</b>	<b>594</b>	<b>6,500</b>	<b>66</b>	<b>1,389</b>	<b>74</b>
Siam . . . . .	2,500	625	..	..	..	5,000	937	..	..	..
Belgium . . . . .	..	..	..	..	2,300	..	..	..	..	6,840
Persia . . . . .	..	..	..	..	43,792	..	..	..	..	59,591
Java . . . . .	..	..	..	..	1,568	..	..	..	..	7,840
Other Foreign Countries . . . . .	..	..	..	..	112	..	..	..	..	224
<b>TOTAL FOREIGN COUNTRIES</b>	<b>2,500</b>	<b>625</b>	<b>..</b>	<b>..</b>	<b>43,272</b>	<b>5,000</b>	<b>937</b>	<b>..</b>	<b>..</b>	<b>74,495</b>
Share of Bombay . . . . .	..	1,624	..	..	3,024	..	6,500	..	..	10,144
.. Sind . . . . .	..	..	..	644	43,672	..	..	..	900	67,911
.. Madras . . . . .	450	..	52	234	2,300	594	..	66	439	6,514
.. Burma . . . . .	2,500	625	..	..	..	6,000	937	..	..	..
<b>TOTAL</b>	<b>2,950</b>	<b>2,249</b>	<b>52</b>	<b>908</b>	<b>48,496</b>	<b>5,594</b>	<b>7,437</b>	<b>66</b>	<b>1,389</b>	<b>74,569</b>
<b>Saffron (III. E)—</b>	<b>Lbs.</b>	<b>Lbs.</b>	<b>Lbs.</b>	<b>Lbs.</b>	<b>Lbs.</b>	<b>..</b>	<b>..</b>	<b>..</b>	<b>..</b>	<b>..</b>
United Kingdom . . . . .	..	112	471	100	..	..	5,590	310	72	2
Aden and Dependencies . . . . .	1,044	312	440	..	300	1,203	655	531	..	300
Bahrain Islands . . . . .	200	404	143	100	50	3,300	5,279	2,003	1,360	500
Straits Settlements (including Labuan) . . . . .	398	514	108	..	100	4,433	627	1,350	..	1,275
Hongkong . . . . .	1,145	1,052	566	1,000	1,025	82,124	40,718	3,800	1,000	2,034
Other British Possessions . . . . .	323	303	220	..	..	970	502	355	14	..
<b>TOTAL BRITISH EMPIRE</b>	<b>3,115</b>	<b>2,700</b>	<b>1,958</b>	<b>1,200</b>	<b>1,475</b>	<b>92,035</b>	<b>53,401</b>	<b>14,314</b>	<b>2,388</b>	<b>4,111</b>

## No. 15—continued

ARTICLES, AND COUNTRIES OF FINAL DESTINATION; ALSO SHARE OF EACH PROVINCE	QUANTITY					VALUE				
	1927-28	1928-29	1929-30	1930-31	1931-32	1927-28	1928-29	1929-30	1930-31	1931-32
<b>Dyeing and Tanning Substances—continued</b>										
<i>Saffron (III. E)—continued</i>	Lbs.	Lbs.	Lbs.	Lbs.	Lbs.	R	R	R	R	R
France . . . . .	..	..	..	..	50	..	..	..	..	1,550
Maskat Territory and Trucial Oman . . . . .	8,446	5,212	1,582	1,380	100	29,713	9,752	3,055	1,475	125
Other Native States in Arabia	786	580	654	1,418	1,266	8,375	7,000	5,950	9,500	6,573
Slam . . . . .	122	194	48	8	10	310	3,030	850	235	80
China (exclusive of Hong- kong and Macao) . . . . .	378	..	..	..	..	28,235	..	..	..	..
Other Foreign Countries . . . . .	50	100	301	480	..	100	140	450	581	..
<b>TOTAL FOREIGN COUNTRIES</b>	<b>9,782</b>	<b>6,086</b>	<b>2,585</b>	<b>3,286</b>	<b>1,426</b>	<b>66,783</b>	<b>19,922</b>	<b>10,305</b>	<b>11,741</b>	<b>8,328</b>
<i>Share of Bengal . . . . .</i>	..	122	..	..	..	..	5,745	..	..	..
" <i>Bombay . . . . .</i>	11,573	7,996	4,538	4,486	2,901	59,189	30,353	25,719	14,111	13,437
" <i>Sind . . . . .</i>	..	..	..	..	..	..	..	..	7	..
" <i>Madras . . . . .</i>	1,325	668	..	..	..	99,029	36,725	..	9	2
<b>TOTAL</b>	<b>12,897</b>	<b>8,786</b>	<b>4,538</b>	<b>4,486</b>	<b>2,901</b>	<b>1,58,818</b>	<b>73,823</b>	<b>25,119</b>	<b>14,127</b>	<b>12,439</b>
<b>Other sorts (III. E)—</b>	Cwts.	Cwts.	Cwts.	Cwts.	Cwts.					
United Kingdom . . . . .	32	5	..	..	..	1,400	235	..	..	20
Palestine . . . . .	..	..	100	..	..	..	..	5,000	..	..
Aden and Dependencies . . . . .	529	158	216	82	82	17,987	6,920	9,563	3,220	3,545
Ceylon . . . . .	581	98	32	57	15	1,50,292	7,395	4,313	1,643	623
Straits Settlements (includ- ing Labuan) . . . . .	667	412	300	271	241	27,546	17,375	11,803	9,789	9,744
Hongkong . . . . .	296	167	48	..	..	13,614	6,706	1,940	..	..
Tanganyika Territory . . . . .	..	46	..	..	..	..	1,040	..	..	..
Other British Possessions . . . . .	2	7	5	..	..	145	310	280	..	..
<b>TOTAL BRITISH EMPIRE</b>	<b>2,107</b>	<b>893</b>	<b>701</b>	<b>410</b>	<b>388</b>	<b>2,10,934</b>	<b>40,041</b>	<b>32,899</b>	<b>14,602</b>	<b>13,922</b>
Germany . . . . .	107	1	2	..	..	3,940	252	670	..	..
Turkey, European . . . . .	70	..	..	..	..	1,750	..	..	..	..
Native States in Arabia other than Maskat Territory and Trucial Oman . . . . .	9	11	11	40	33	1,250	1,180	2,300	1,605	1,395
Persia . . . . .	8	15	14	36	20	540	650	1,736	1,596	992
Slam . . . . .	66	17	24	3	2	13,212	2,612	510	180	100
Japan . . . . .	48	11	..	..	..	4,290	500	..	..	..
Other Foreign Countries . . . . .	35	1	4	2	6	1,315	50	170	250	115
<b>TOTAL FOREIGN COUNTRIES</b>	<b>343</b>	<b>56</b>	<b>58</b>	<b>81</b>	<b>61</b>	<b>26,297</b>	<b>5,444</b>	<b>5,886</b>	<b>3,631</b>	<b>2,602</b>
<i>Share of Bengal . . . . .</i>	10	1	22	1	..	2,810	252	980	123	..
" <i>Bombay . . . . .</i>	1,323	931	737	442	393	72,892	42,321	37,305	16,911	16,525
" <i>Madras . . . . .</i>	548	..	..	48	1	1,47,792	..	..	1,200	9
" <i>Burma . . . . .</i>	69	17	..	..	..	13,737	2,912	..	..	..
<b>TOTAL</b>	<b>2,450</b>	<b>949</b>	<b>759</b>	<b>491</b>	<b>399</b>	<b>2,37,281</b>	<b>45,485</b>	<b>38,285</b>	<b>18,233</b>	<b>16,534</b>
<b>Total value of Dyeing and Tanning Substances—</b>										
United Kingdom . . . . .	—	—	—	—	—	24,133	43,576	20,635	33,347	178
Palestine . . . . .	—	—	—	—	—	..	..	5,000	..	..
Aden and Dependencies . . . . .	—	—	—	—	—	31,486	8,525	10,999	21,376	7,960
Bahrain Islands . . . . .	—	—	—	—	—	3,300	5,609	3,198	1,300	1,620
Ceylon . . . . .	—	—	—	—	—	11,38,582	53,909	36,140	23,313	43,711
Straits Settlements (includ- ing Labuan) . . . . .	—	—	—	—	—	35,222	18,732	13,153	10,686	11,019
Hongkong . . . . .	—	—	—	—	—	95,738	47,484	10,740	3,400	2,034

GENERAL EXPORTS

( 904 )

FOREIGN MERCHANDISE

No. 15—continued

ARTICLES, AND COUNTRIES OF FINAL DESTINATION; ALSO SHARE OF EACH PROVINCE	QUANTITY					VALUE				
	1927-28	1928-29	1929-30	1930-31	1931-32	1927-28	1928-29	1929-30	1930-31	1931-32
<b>Dyeing and Tanning Substances—concluded</b>						R	R	R	R	R
<i>Total value of Dyeing and Tanning Substances—continued</i>										
Zanzibar and Pemba . . . . .	—	—	—	—	—	8,787	10,908	6,555	2,998	1,281
Kenya Colony . . . . .	—	—	—	—	—	6,290	3,935	3,510	3,605	3,101
Tanganyika Territory . . . . .	—	—	—	—	—	3,700	12,150	17,320	4,810	5,094
Other British Possessions . . . . .	—	—	—	—	—	2,935	637	565	1,149	1,271
<b>TOTAL BRITISH EMPIRE</b>	—	—	—	—	—	<b>13,50,123</b>	<b>2,05,465</b>	<b>1,27,865</b>	<b>1,10,929</b>	<b>82,271</b>
Germany . . . . .	—	—	—	—	—	10,67,308	12,510	40,202	6,119	75
Netherlands . . . . .	—	—	—	—	—	4,415	..	..	2,403	..
Belgium . . . . .	—	—	—	—	—	1,85,052	55,953	840	25,215	18,913
France . . . . .	—	—	—	—	—	..	700	7,000	..	2,170
Italy . . . . .	—	—	—	—	—	1,23,945	2,050	575	..	275
Turkey, European . . . . .	—	—	—	—	—	1,750	..	..	..	..
Mascat Territory and Trucial Oman . . . . .	—	—	—	—	—	34,109	16,520	15,625	11,557	2,298
Other Native States in Arabia . . . . .	—	—	—	—	—	14,440	14,261	16,030	17,248	10,770
Iraq . . . . .	—	—	—	—	—	4,652	8,535	3,675	112	..
Persia . . . . .	—	—	—	—	—	1,80,039	1,35,947	1,01,961	63,859	95,315
Java . . . . .	—	—	—	—	—	550	..	50	..	16,845
Siam . . . . .	—	—	—	—	—	54,500	6,779	1,360	815	180
China (exclusive of Hongkong and Macao) . . . . .	—	—	—	—	—	23,285	..	..	14,897	..
Japan . . . . .	—	—	—	—	—	8,940	500	..	..	..
Portuguese East Africa . . . . .	—	—	—	—	—	3,200	1,940	1,305	700	1,360
United States of America— Vid Atlantic Coast . . . . .	—	—	—	—	—	9,845	537	..	176	18,297
Other Foreign Countries . . . . .	—	—	—	—	—	505	1,675	170	1,140	845
<b>TOTAL FOREIGN COUNTRIES</b>	—	—	—	—	—	<b>17,02,433</b>	<b>2,57,006</b>	<b>1,88,743</b>	<b>1,44,271</b>	<b>1,67,337</b>
<i>Share of Bengal . . . . .</i>	—	—	—	—	—	<i>72,808</i>	<i>7,997</i>	<i>1,802</i>	<i>7,173</i>	<i>..</i>
" Bombay . . . . .	—	—	—	—	—	<i>24,60,371</i>	<i>3,31,505</i>	<i>3,11,390</i>	<i>2,36,399</i>	<i>1,71,108</i>
" Sind . . . . .	—	—	—	—	—	<i>61,880</i>	<i>2,734</i>	<i>1,520</i>	<i>4,467</i>	<i>70,718</i>
" Madras . . . . .	—	—	—	—	—	<i>4,02,732</i>	<i>66,834</i>	<i>1,898</i>	<i>7,551</i>	<i>7,783</i>
" Burma . . . . .	—	—	—	—	—	<i>54,705</i>	<i>4,249</i>	<i>..</i>	<i>610</i>	<i>..</i>
<b>TOTAL</b>	—	—	—	—	—	<b>30,52,556</b>	<b>4,68,371</b>	<b>3,16,008</b>	<b>2,55,200</b>	<b>2,49,609</b>
<b>Earthenware and porcelain (including pipes of earthenware) (III. H)—</b>										
United Kingdom . . . . .	—	—	—	—	—	27,010	31,303	61,921	46,150	34,602
Aden and Dependencies . . . . .	—	—	—	—	—	7,287	4,419	2,565	10,432	2,192
Bahrain Islands . . . . .	—	—	—	—	—	11,749	8,268	5,790	1,087	1,048
Ceylon . . . . .	—	—	—	—	—	2,578	1,517	3,473	3,282	2,900
Straits Settlements (including Labuan) . . . . .	—	—	—	—	—	2,934	2,313	..	1,725	480
Cape of Good Hope . . . . .	—	—	—	—	—	1,800	150	270	..	..



No. 15—continued

ARTICLES, AND COUNTRIES OF FINAL DESTINATION; ALSO SHARE OF EACH PROVINCE	QUANTITY					VALUE				
	1927-28	1928-29	1929-30	1930-31	1931-32	1927-28	1928-29	1929-30	1930-31	1931-32
	R	R	R	R	R	R	R	R	R	R
<b>Earthenware and porcelain (including pipes of earthenware) (III. E)—continued</b>										
Zanzibar and Pemba . . . . .	—	—	—	—	—	886	1,060	1,170	450	396
Kenya Colony . . . . .	—	—	—	—	—	6,381	1,713	1,248	1,062	1,704
Tanganyika Territory . . . . .	—	—	—	—	—	1,870	1,625	2,070	250	835
Mauritius and Dependencies . . . . .	—	—	—	—	—	14,508	8,612	7,947	5,008	1,971
Seychelles . . . . .	—	—	—	—	—	1,785	3,361	5,171	2,130	1,495
Other British Possessions . . . . .	—	—	—	—	—	446	1,360	1,185	635	910
<b>TOTAL BRITISH EMPIRE</b>	—	—	—	—	—	79,832	61,591	92,760	71,200	48,532
Belgium . . . . .	—	—	—	—	—	100	..	..	500	1,318
France . . . . .	—	—	—	—	—	1,379	2,200	290	706	1,860
Switzerland . . . . .	—	—	—	—	—	..	40	1,680	..	200
Italy . . . . .	—	—	—	—	—	..	485	..	2,050	..
Spain . . . . .	—	—	—	—	—	..	..	..	..	1,500
Maskat Territory and Trucial Oman . . . . .	—	—	—	—	—	11,818	13,238	9,103	3,091	2,725
Other Native States in Arabia . . . . .	—	—	—	—	—	16,806	15,700	12,864	8,059	2,913
Iraq . . . . .	—	—	—	—	—	6,980	7,610	4,910	5,074	7,532
Persia . . . . .	—	—	—	—	—	31,670	21,781	20,085	4,247	2,945
Afghanistan . . . . .	—	—	—	—	—	..	..	..	1,035	630
Indo-China (including Cochin-China, Cambodia, Annam, Tonkin and French leased territories in China) . . . . .	—	—	—	—	—	3,000	..	..	..	..
Portuguese East Africa . . . . .	—	—	—	—	—	8,238	6,656	3,302	4,800	3,149
Italian East Africa (Somal- land and Eritrea) . . . . .	—	—	—	—	—	1,051	1,125	540	170	686
United States of America— Via Atlantic Coast . . . . .	—	—	—	—	—	1,714	580	1,825	1,232	2,575
" Pacific " . . . . .	—	—	—	—	—	100	..	..	509	..
Other Foreign Countries . . . . .	—	—	—	—	—	1,076	3,177	3,271	1,324	1,260
<b>TOTAL FOREIGN COUNTRIES</b>	—	—	—	—	—	83,332	72,542	57,410	32,886	29,241
Share of Bengal . . . . .	—	—	—	—	—	11,940	5,369	22,455	5,833	6,556
" Bombay . . . . .	—	—	—	—	—	1,35,044	1,14,461	98,899	75,668	54,618
" Sind . . . . .	—	—	—	—	—	9,360	6,367	14,779	13,434	3,345
" Madras . . . . .	—	—	—	—	—	3,583	3,797	3,364	4,521	7,112
" Burma . . . . .	—	—	—	—	—	2,787	3,749	5,173	4,639	6,042
<b>TOTAL</b>	—	—	—	—	—	1,62,714	1,84,133	1,50,170	1,04,095	77,778
<b>Electroplated-ware (III. D)—</b>										
United Kingdom . . . . .	—	—	—	—	—	22,364	22,265	41,313	35,984	26,002
Ceylon . . . . .	—	—	—	—	—	..	500	4,941	200	..
Straits Settlements (includ- ing Labuan) . . . . .	—	—	—	—	—	270	..	1,020	..	400
Tanganyika Territory . . . . .	—	—	—	—	—	..	..	5,000	..	..
Other British Possessions . . . . .	—	—	—	—	—	725	300	1,470	269	2,025
<b>TOTAL BRITISH EMPIRE</b>	—	—	—	—	—	23,359	23,065	53,744	36,453	28,427
Germany . . . . .	—	—	—	—	—	2,015	..	..	..	..
France . . . . .	—	—	—	—	—	900	600	2,560	3,850	950
Portugal . . . . .	—	—	—	—	—	..	1,700	..	..	..
Italy . . . . .	—	—	—	—	—	..	..	2,876	..	..
Austria . . . . .	—	—	—	—	—	..	1,610	..	..	..
Greece . . . . .	—	—	—	—	—	3,510	..	..	..	..
Turkey, Asiatic . . . . .	—	—	—	—	—	..	..	..	3,000	..
Siam . . . . .	—	—	—	—	—	1,920	..	..	1,400	..
United States of America— Via Atlantic Coast . . . . .	—	—	—	—	—	1,000	600	30	..	530
Other Foreign Countries . . . . .	—	—	—	—	—	350	400	800	42	7
<b>TOTAL FOREIGN COUNTRIES</b>	—	—	—	—	—	9,695	4,910	6,266	7,392	11,437

GENERAL EXPORTS

( 906 )

FOREIGN MERCHANDISE

No. 15—continued

ARTICLES, AND COUNTRIES OF FINAL DESTINATION; ALSO SHARE OF EACH PROVINCE	QUANTITY					VALUE				
	1927-28	1928-29	1929-30	1930-31	1931-32	1927-28	1928-29	1929-30	1930-31	1931-32
<b>Electroplated-ware (III. D)—</b> <i>continued</i>						R	R	R	R	R
Share of Bengal . . . . .	—	—	—	—	—	160	1,660	1,778	550	3,155
"    Bombay . . . . .	—	—	—	—	—	18,937	9,055	29,438	23,782	13,902
"    Sind . . . . .	—	—	—	—	—	3,300	1,992	6,003	5,957	1,240
"    Madras . . . . .	—	—	—	—	—	3,134	14,930	18,891	6,212	6,600
"    Burma . . . . .	—	—	—	—	—	2,023	1,990	3,902	7,374	6,017
<b>TOTAL</b> . . . . .	—	—	—	—	—	38,054	27,975	60,010	48,845	29,914
<b>Fireworks (III. V)—</b>										
Ceylon . . . . .	—	—	—	—	—	..	250	485	..	1,000
Hongkong . . . . .	—	—	—	—	—	420	3,203	1,400	..	..
Zanzibar and Pemba . . . . .	—	—	—	—	—	5,805	2,107	1,575	140	73
Kenya Colony . . . . .	—	—	—	—	—	5,409	6,128	5,191	3,380	..
Tanganyika Territory . . . . .	—	—	—	—	—	1,620	1,975	2,020	..	..
Other British Possessions . . . . .	—	—	—	—	—	..	100	308	272	..
<b>TOTAL BRITISH EMPIRE</b> . . . . .	—	—	—	—	—	13,254	14,428	10,929	3,792	1,073
Native States in Arabia other than Muscat Territory and Trucial Oman . . . . .	—	—	—	—	—	300	1,277	2,192	380	..
Portuguese East Africa . . . . .	—	—	—	—	—	500	2,800	590	180	60
Other Foreign Countries . . . . .	—	—	—	—	—	950	1,310	950	1,880	90
<b>TOTAL FOREIGN COUNTRIES</b> . . . . .	—	—	—	—	—	1,750	5,387	3,732	1,890	150
Share of Bengal . . . . .	—	—	—	—	—	..	160	..	..	..
"    Bombay . . . . .	—	—	—	—	—	14,584	18,600	12,326	5,682	1,223
"    Sind . . . . .	—	—	—	—	—	..	..	..	..	..
"    Madras . . . . .	—	—	—	—	—	..	..	435	..	..
"    Burma . . . . .	—	—	—	—	—	420	1,050	1,400	..	..
<b>TOTAL</b> . . . . .	—	—	—	—	—	15,004	19,810	14,661	5,682	1,223
<b>Fish (excluding canned fish)—</b>										
<i>Fish, dry, salted and unsalted (I. A)—</i>	Cwts.	Cwts.	Cwts.	Cwts.	Cwts.					
Ceylon . . . . .	81	311	10	55	..	2,885	4,830	400	727	..
Hongkong . . . . .	268	..	..	..	85	48,837	..	..	..	650
Mauritius and Dependencies . . . . .	37	..	..	..	..	1,500	..	..	..	..
Other British Possessions . . . . .	6	11	..	19	17	132	275	..	390	546
<b>TOTAL BRITISH EMPIRE</b> . . . . .	392	322	10	74	52	48,304	5,105	400	1,117	1,196
Portuguese East Africa . . . . .	..	..	108	..	6	..	..	5,760	..	300
Other Foreign Countries . . . . .	96	..	19	..	9	1,225	..	375	..	150
<b>TOTAL FOREIGN COUNTRIES</b> . . . . .	96	..	127	..	15	1,225	..	6,125	..	450
Share of Bombay . . . . .	472	311	137	49	48	46,760	4,230	6,525	990	1,240
"    Sind . . . . .	6	11	..	..	22	132	375	..	..	400
"    Madras . . . . .	..	..	..	28	..	..	..	..	127	..
"    Burma . . . . .	10	..	..	..	..	2,037	..	..	..	..
<b>TOTAL</b> . . . . .	488	322	137	74	67	49,529	6,105	6,525	1,117	1,640

No. 15—continued

ARTICLES AND COUNTRIES OF FINAL DESTINATION; ALSO SHARE OF EACH PROVINCE	QUANTITY					VALUE				
	1927-28	1928-29	1929-30	1930-31	1931-32	1927-28	1928-29	1929-30	1930-31	1931-32
						R	R	R	R	R
<b>Fish (excluding canned fish—continued)</b>										
<i>Fishmaws and Sharkfins (I. A.)—</i>	Cwts.	Cwts.	Cwts.	Cwts.	Cwts.					
United Kingdom . . . . .	205	105	228	253	271	48,850	21,000	51,800	55,800	51,945
Straits Settlements (including Labuan) . . . . .	..	..	8	..	..	..	..	700	..	..
Hongkong . . . . .	2,289	2,642	2,276	2,052	2,802	3,29,647	3,97,902	3,93,814	3,06,215	3,95,626
<b>TOTAL BRITISH EMPIRE . . . . .</b>	<b>2,494</b>	<b>2,747</b>	<b>2,507</b>	<b>2,305</b>	<b>3,073</b>	<b>3,78,497</b>	<b>4,18,902</b>	<b>4,36,314</b>	<b>3,61,515</b>	<b>4,47,571</b>
<i>Share of Bengal</i>	..	..	..	..	..	..	..	..	..	..
.. Bombay . . . . .	2,494	2,747	2,497	2,305	3,073	3,78,497	4,18,902	4,35,514	3,61,515	4,47,571
.. Sind . . . . .	..	..	8	..	..	..	..	700	..	..
.. Burma . . . . .	..	..	2	..	..	..	..	100	..	..
<b>TOTAL . . . . .</b>	<b>2,494</b>	<b>2,747</b>	<b>2,507</b>	<b>2,305</b>	<b>3,073</b>	<b>3,78,497</b>	<b>4,18,902</b>	<b>4,36,314</b>	<b>3,61,515</b>	<b>4,47,571</b>
<b>TOTAL FISH (including CANNED FISH)—</b>	Cwts.	Cwts.	Cwts.	Cwts.	Cwts.					
United Kingdom . . . . .	205	105	228	253	271	48,850	21,000	51,800	55,800	51,945
Ceylon . . . . .	81	811	10	55	..	2,835	4,880	400	727	..
Hongkong . . . . .	2,557	2,642	2,276	2,052	2,887	3,78,484	3,97,902	3,88,814	3,00,215	3,96,276
Mauritius and Dependencies . . . . .	37	..	..	..	..	1,500	..	..	..	..
Other British Possessions . . . . .	6	11	8	19	17	132	275	700	390	546
<b>TOTAL BRITISH EMPIRE . . . . .</b>	<b>2,886</b>	<b>3,069</b>	<b>2,517</b>	<b>2,379</b>	<b>3,125</b>	<b>4,26,801</b>	<b>4,24,007</b>	<b>4,36,714</b>	<b>3,62,632</b>	<b>4,46,767</b>
Portuguese East Africa . . . . .	..	..	108	..	..	..	..	5,750	..	..
Other Foreign Countries . . . . .	96	..	19	..	15	1,225	..	375	..	450
<b>TOTAL FOREIGN COUNTRIES . . . . .</b>	<b>96</b>	<b>..</b>	<b>127</b>	<b>..</b>	<b>15</b>	<b>1,225</b>	<b>..</b>	<b>6,125</b>	<b>..</b>	<b>450</b>
<i>Share of Bengal</i>	..	..	..	..	..	..	..	..	..	..
.. Bombay . . . . .	2,986	3,058	2,634	2,354	3,118	4,25,257	4,23,732	4,42,039	3,62,505	4,48,817
.. Sind . . . . .	6	11	8	..	22	132	275	700	..	400
.. Madras . . . . .	..	..	..	25	..	..	..	..	127	..
.. Burma . . . . .	10	..	2	..	..	2,637	..	100	..	..
<b>TOTAL . . . . .</b>	<b>2,982</b>	<b>3,069</b>	<b>2,644</b>	<b>2,379</b>	<b>3,140</b>	<b>4,28,026</b>	<b>4,24,007</b>	<b>4,42,839</b>	<b>3,62,632</b>	<b>4,49,217</b>
<b>Fruits and Vegetables—</b>										
<i>Fresh fruits and vegetables (I. B.)—</i>										
Bahrain Islands . . . . .	—	—	—	—	—	..	241	141	1,311	1,047
Ceylon . . . . .	—	—	—	—	—	4,427	60	132	..	..
Straits Settlements (including Labuan) . . . . .	—	—	—	—	—	300	2,250	..	..	..
British Guiana . . . . .	—	—	—	—	—	..	..	..	..	..
Other British Possessions . . . . .	—	—	—	—	—	16	45	..	750	740
<b>TOTAL BRITISH EMPIRE . . . . .</b>	<b>—</b>	<b>—</b>	<b>—</b>	<b>—</b>	<b>—</b>	<b>4,642</b>	<b>2,596</b>	<b>278</b>	<b>2,061</b>	<b>1,787</b>
Maskat Territory and Trucial Oman . . . . .	—	—	—	—	—	..	625	1,585	3,672	7,313
Iraq . . . . .	—	—	—	—	—	13,704	7,217	14,172	13,841	17,040
Persia . . . . .	—	—	—	—	—	1,177	130	122	421	2,083
Henjam Island . . . . .	—	—	—	—	—	10,770	22,094	41,701	34,780	36,591
Other Foreign Countries . . . . .	—	—	—	—	—	246	180	1	..	477
<b>TOTAL FOREIGN COUNTRIES . . . . .</b>	<b>—</b>	<b>—</b>	<b>—</b>	<b>—</b>	<b>—</b>	<b>25,897</b>	<b>30,196</b>	<b>57,531</b>	<b>52,664</b>	<b>63,504</b>
<i>Share of Bengal</i>	..	..	..	..	..	..	..	..	210	..
.. Bombay . . . . .	—	—	—	—	—	22,739	29,839	51,394	51,487	64,940
.. Sind . . . . .	—	—	—	—	—	7,600	2,903	5,910	3,028	351
.. Madras . . . . .	—	—	—	—	—	..	..	..	..	..
.. Burma . . . . .	—	—	—	—	—	200	..	..	..	..
<b>TOTAL . . . . .</b>	<b>—</b>	<b>—</b>	<b>—</b>	<b>—</b>	<b>—</b>	<b>30,539</b>	<b>32,798</b>	<b>57,804</b>	<b>54,725</b>	<b>65,291</b>

# GENERAL EXPORTS

FOREIGN MERCHANDISE

( 908 )

No. 15—continued

ARTICLES, AND COUNTRIES OF FINAL DESTINATION; ALSO SHARE OF EACH PROVINCE	QUANTITY					VALUE				
	1927-28	1928-29	1929-30	1930-31	1931-32	1927-28	1928-29	1929-30	1930-31	1931-32
<b>Fruits and Vegetables—</b> <i>continued</i>										
<i>Fruits and vegetables: dried, Salted, or preserved— Dates (L. B)—</i>	Tons	Tons	Tons	Tons	Tons	l	R	R	R	R
Aden and Dependencies . . . . .	48	131	145	18	..	4,820	21,615	16,802	1,854	..
Maldives . . . . .	4	2	8	..	1	1,175	300	360	..	120
Ceylon	87	33	16	45	8	26,519	6,900	4,553	8,710	2,175
Straits Settlements (includ- ing Labuan) . . . . .	71	15	187	15	8	12,971	4,725	21,528	2,520	650
Hongkong . . . . .	2	..	..	..	..	1,050	..	40	175	..
Natal . . . . .	2	8	2	..	1	1,132	2,507	915	562	765
Zanzibar and Pemba . . . . .	2	1	4	1	2	685	555	1,030	370	495
Kenya Colony . . . . .	9	7	18	8	7	3,209	1,860	3,338	1,537	1,955
Tanganyika Territory . . . . .	3	1	5	1	3	1,375	400	1,225	700	580
Somaliland Protectorate . . . . .	..	272	..	..	..	..	46,840	..	..	..
Anglo-Egyptian Sudan . . . . .	125	..	74	..	..	50,000	..	21,200	..	..
Mauritius and Dependencies . . . . .	5	1	..	2	2	2,075	850	25	865	465
Other British Possessions . . . . .	..	3	2	1	..	568	798	807	348	248
<b>TOTAL BRITISH EMPIRE</b>	<b>355</b>	<b>475</b>	<b>451</b>	<b>86</b>	<b>27</b>	<b>1,05,588</b>	<b>87,440</b>	<b>71,411</b>	<b>17,141</b>	<b>7,453</b>
Maskat Territory and Trucial Oman . . . . .	18	12	33	4	..	2,980	3,330	3,348	480	..
Other Native States in Arabia . . . . .	3	48	8	35	..	507	4,950	350	5,435	..
Java . . . . .	..	..	..	..	21	..	..	..	..	4,300
China (exclusive of Hong- kong and Macao) . . . . .	..	2	..	..	..	22	5,988	..	..	118
Egypt . . . . .	71	44	60	7	13	9,375	4,557	5,064	750	750
Portuguese East Africa . . . . .	12	18	16	9	14	4,150	4,960	4,707	3,210	3,425
Madagascar . . . . .	4	5	3	1	2	440	1,040	540	250	250
Reunion . . . . .	1	3	1	4	1	500	1,382	400	740	307
Italian East Africa (Somal- land and Eritrea) . . . . .	44	..	..	4	..	4,807	20	..	375	15
Other Foreign Countries . . . . .	2	5	..	..	..	280	1,122	50	40	50
<b>TOTAL FOREIGN COUNTRIES</b>	<b>164</b>	<b>132</b>	<b>116</b>	<b>64</b>	<b>50</b>	<b>22,911</b>	<b>27,847</b>	<b>15,377</b>	<b>11,280</b>	<b>9,215</b>
<i>Share of Bengal</i>	..	2	..	..	..	160	6,016	..	..	..
" <i>Bombay</i> . . . . .	344	430	349	30	64	1,07,736	82,189	63,101	19,338	15,630
" <i>Sind.</i> . . . .	166	173	217	40	13	20,373	17,539	23,567	4,283	920
" <i>Madras</i> . . . . .	2	2	1	30	..	240	240	130	4,800	..
" <i>Burma</i> . . . . .	..	..	..	..	..	..	1,600	..	..	118
<b>TOTAL</b>	<b>512</b>	<b>607</b>	<b>567</b>	<b>150</b>	<b>77</b>	<b>1,28,499</b>	<b>1,14,787</b>	<b>86,788</b>	<b>28,421</b>	<b>16,685</b>
<b>Other sorts (L. B)—</b>	Tons	Tons	Tons	Tons	Tons					
United Kingdom . . . . .	152	192	120	176	815	1,79,293	2,10,985	1,21,215	1,70,820	4,47,878
Palestine . . . . .	4	..	1	..	8	3,290	310	1,570	150	10,383
Aden and Dependencies . . . . .	28	15	20	12	23	31,541	16,922	16,808	11,165	12,522
Bahrain Islands . . . . .	4	..	1	..	2	2,600	308	1,610	35	822
Ceylon . . . . .	215	172	82	42	88	1,77,407	1,31,000	62,597	28,384	54,910
Straits Settlements (includ- ing Labuan) . . . . .	248	102	111	99	65	2,06,321	1,56,011	1,19,326	96,164	92,789
Hongkong . . . . .	681	179	155	66	164	4,42,223	1,34,954	1,10,273	43,967	99,174
Natal . . . . .	4	2	2	1	..	5,495	2,340	2,661	1,107	1,046
Zanzibar and Pemba . . . . .	20	19	20	16	16	29,418	30,510	31,750	24,476	22,815
Kenya Colony . . . . .	34	37	38	35	39	58,515	39,182	61,774	45,670	40,960
Tanganyika Territory . . . . .	13	14	10	14	11	23,220	22,410	17,570	20,330	15,930
Nyasaland Protectorate . . . . .	..	2	..	..	..	..	1,040	..	..	..
Somaliland Protectorate . . . . .	..	34	..	..	..	..	6,850	..	..	..
Anglo-Egyptian Sudan . . . . .	4	1	1	4	5	3,795	1,140	1,400	2,805	3,967
Mauritius and Dependencies . . . . .	12	16	12	13	20	8,617	13,679	8,688	8,980	11,078
Seychelles . . . . .	1	1	1	1	..	1,240	1,130	700	245	..
Other British Possessions . . . . .	1	..	..	..	..	656	950	845	340	251
<b>TOTAL BRITISH EMPIRE</b>	<b>1,421</b>	<b>786</b>	<b>574</b>	<b>478</b>	<b>1,236</b>	<b>11,78,631</b>	<b>7,90,921</b>	<b>5,65,332</b>	<b>4,58,144</b>	<b>8,14,425</b>
Denmark . . . . .	14	12	..	..	..	13,000	11,280	..	..	..
Germany . . . . .	127	151	59	10	9	1,00,590	1,58,917	34,385	7,720	10,934
Netherlands . . . . .	..	10	10	55	2	175	11,760	4,522	32,050	675
Belgium . . . . .	11	11	9	2	12	8,450	9,750	7,427	850	7,872
France . . . . .	76	32	45	20	76	91,729	40,769	29,415	21,737	60,366
Italy . . . . .	..	..	..	..	29	..	..	..	..	11,510

No. 15—continued

ARTICLES, AND COUNTRIES OF FINAL DESTINATION; ALSO SHARE OF EACH PROVINCE	QUANTITY					VALUE				
	1927-28	1928-29	1929-30	1930-31	1931-32	1927-28	1928-29	1929-30	1930-31	1931-32
	Tons	Tons	Tons	Tons	Tons	R	R	R	R	R
<b>Fruits and Vegetables—</b> <i>continued</i> <i>Fruits and vegetables: dried,</i> <i>salted, or preserved—</i> <i>continued</i> Other sorts (I. B)— <i>continued</i>										
Turkey, European . . . . .	2	3	..	..	7	3,400	5,825	..	..	8,370
Syria . . . . .	8	12	2	1	24	9,857	17,028	1,380	1,703	29,457
Alaskan Territory and Trustal Oman . . . . .	6	..	..	..	..	2,944	170	243	210	45
Other Native States in Arabia . . . . .	4	..	..	2	1	3,084	627	885	1,337	510
Iraq . . . . .	30	2	3	4	4	18,041	1,002	1,485	2,675	3,015
Persia . . . . .	9	1	1	8	12	7,134	1,032	2,160	3,470	3,284
Java . . . . .	1	2	..	..	..	1,410	1,030	895	305	515
Slam . . . . .	1	2	2	..	2	2,438	4,155	1,905	3,547	2,525
China (excluding of Hong kong and Macao) . . . . .	4	4	2	52	1	5,735	7,119	6,895	1,04,406	1,826
Japan . . . . .	2	15	1	1	..	1,565	22,212	2,356	862	80
Egypt . . . . .	630	32	261	149	372	3,01,761	47,230	1,01,008	1,05,063	1,89,894
Portuguese East Africa . . . . .	4	2	3	2	2	6,252	5,405	5,239	3,493	4,909
Rouillon . . . . .	..	..	..	..	..	470	1,640	190	300	190
Italian East Africa (Somal- land and Eritrea) . . . . .	1	..	2	..	..	825	744	1,887	290	340
French Somaliland . . . . .	1	2	..	..	..	750	1,140	630	80	847
United States of America— Via Atlantic Coast . . . . .	50	54	2	49	120	97,423	1,05,903	1,340	66,842	1,47,018
Other Foreign Countries . . . . .	..	1	..	..	..	185	1,436	415	190	320
<b>TOTAL FOREIGN COUNTRIES</b>	<b>980</b>	<b>848</b>	<b>402</b>	<b>355</b>	<b>678</b>	<b>6,77,193</b>	<b>4,55,124</b>	<b>2,94,612</b>	<b>3,66,720</b>	<b>4,84,592</b>
<i>Share of Bengal</i> . . . . .	<i>5</i>	<i>18</i>	<i>6</i>	<i>53</i>	<i>1</i>	<i>6,338</i>	<i>19,306</i>	<i>9,637</i>	<i>1,05,631</i>	<i>1,368</i>
" <i>Bombay</i> . . . . .	<i>1,517</i>	<i>851</i>	<i>655</i>	<i>429</i>	<i>711</i>	<i>13,03,602</i>	<i>8,96,473</i>	<i>6,42,825</i>	<i>4,39,942</i>	<i>5,84,138</i>
" <i>Sind</i> . . . . .	<i>379</i>	<i>263</i>	<i>315</i>	<i>351</i>	<i>1,347</i>	<i>5,40,341</i>	<i>3,30,412</i>	<i>2,07,304</i>	<i>2,74,291</i>	<i>7,12,424</i>
" <i>Burma</i> . . . . .	<i>..</i>	<i>2</i>	<i>..</i>	<i>..</i>	<i>..</i>	<i>..</i>	<i>855</i>	<i>238</i>	<i>..</i>	<i>489</i>
<b>TOTAL</b>	<b>2,401</b>	<b>1,134</b>	<b>976</b>	<b>833</b>	<b>1,959</b>	<b>18,50,829</b>	<b>12,47,045</b>	<b>8,59,994</b>	<b>8,19,884</b>	<b>12,90,017</b>
<b>Total Value of Fruits and Ve- getables—</b>										
United Kingdom . . . . .	—	—	—	—	—	1,79,751	2,11,230	1,21,362	1,71,328	4,47,926
Palestine . . . . .	—	—	—	—	—	3,290	310	1,570	150	10,383
Aden and Dependences . . . . .	—	—	—	—	—	86,370	38,437	33,105	13,559	13,342
Bahrain Islands . . . . .	—	—	—	—	—	2,800	449	1,751	1,346	1,869
Maldives . . . . .	—	—	—	—	—	1,385	400	640	..	371
Ceylon . . . . .	—	—	—	—	—	2,03,353	1,28,950	67,232	37,004	57,085
Straits Settlements (including Labuan) . . . . .	—	—	—	—	—	2,19,492	1,62,936	1,40,854	98,684	93,239
Hongkong . . . . .	—	—	—	—	—	4,43,273	1,34,954	1,16,913	43,142	99,174
Natal . . . . .	—	—	—	—	—	6,627	5,247	3,576	1,669	1,311
Zanzibar and Pemba . . . . .	—	—	—	—	—	30,103	31,065	32,730	24,846	23,310
Kenya Colony . . . . .	—	—	—	—	—	81,739	61,037	65,110	47,213	42,935
Tanganyika Territory . . . . .	—	—	—	—	—	24,595	22,810	18,795	21,030	16,510
Nyasaland Protectorate . . . . .	—	—	—	—	—	..	1,040	..	..	..
Somaliland Protectorate . . . . .	—	—	—	—	—	..	53,690	..	..	..
Anglo-Egyptian Sudan . . . . .	—	—	—	—	—	63,795	1,140	22,690	2,305	3,907
Mauritius and Dependences . . . . .	—	—	—	—	—	10,692	14,529	8,713	9,345	11,543
Seychelles . . . . .	—	—	—	—	—	1,290	1,053	1,240	295	120
Other British Possessions . . . . .	—	—	—	—	—	506	880	665	340	80
<b>TOTAL BRITISH EMPIRE</b>	<b>—</b>	<b>—</b>	<b>—</b>	<b>—</b>	<b>—</b>	<b>12,38,861</b>	<b>8,80,957</b>	<b>6,37,066</b>	<b>4,72,346</b>	<b>8,23,605</b>
Denmark . . . . .	—	—	—	—	—	13,000	11,230	..	..	..
Germany . . . . .	—	—	—	—	—	1,00,590	1,58,817	34,385	7,720	10,934
Netherlands . . . . .	—	—	—	—	—	175	11,760	4,523	22,050	675
Belgium . . . . .	—	—	—	—	—	8,450	9,750	7,427	850	7,372
France . . . . .	—	—	—	—	—	91,959	41,071	20,425	21,737	60,366
Italy . . . . .	—	—	—	—	—	..	..	..	..	11,510
Turkey, European . . . . .	—	—	—	—	—	3,400	5,825	..	..	8,370
Syria . . . . .	—	—	—	—	—	9,857	17,028	1,380	1,703	29,457
Alaskan Territory and Trustal Oman . . . . .	—	—	—	—	—	5,924	4,125	5,124	4,362	7,358
Other Native States in Arabia . . . . .	—	—	—	—	—	3,797	5,577	1,185	6,772	937

GENERAL EXPORTS

( 910 )

FOREIGN MERCHANDISE

No. 15—continued

ARTICLES, AND COUNTRIES OF FINAL DESTINATION; ALSO SHARE OF EACH PROVINCE	QUANTITY					VALUE				
	1927-28	1928-29	1929-30	1930-31	1931-32	1927-28	1928-29	1929-30	1930-31	1931-32
						R	R	R	R	R
<b>Fruits and Vegetables—con- cluded</b>										
<i>Total value of Fruits and Vegetables—continued</i>										
Iraq . . . . .	—	—	—	—	—	31,745	8,249	15,607	16,518	20,055
Persia . . . . .	—	—	—	—	—	8,311	1,162	2,232	3,891	5,367
Heojam Island . . . . .	—	—	—	—	—	10,770	22,854	41,701	34,730	30,591
Java . . . . .	—	—	—	—	—	1,410	1,080	895	305	4,815
Slam . . . . .	—	—	—	—	—	2,488	4,185	1,905	3,587	2,575
China (exclusive of Hong- kong and Macao) . . . . .	—	—	—	—	—	5,757	13,105	6,895	1,04,408	1,914
Japan . . . . .	—	—	—	—	—	1,565	22,212	2,356	862	80
Egypt . . . . .	—	—	—	—	—	3,11,056	51,787	1,06,992	1,05,813	1,00,644
Portuguese East Africa . . . . .	—	—	—	—	—	10,402	10,495	9,997	6,703	8,424
Madagascar . . . . .	—	—	—	—	—	625	1,676	955	400	350
Réunion . . . . .	—	—	—	—	—	970	3,022	590	1,010	497
Italian East Africa (Somali- land and Eritrea) . . . . .	—	—	—	—	—	5,632	764	1,837	665	355
French Somaliland . . . . .	—	—	—	—	—	750	1,140	670	80	847
United States of America— Via Atlantic Coast . . . . .	—	—	—	—	—	97,423	1,05,903	1,340	86,342	1,47,018
Other Foreign Countries . . . . .	—	—	—	—	—	..	800	..	40	220
<b>TOTAL FOREIGN COUNTRIES</b>	—	—	—	—	—	<b>7,26,006</b>	<b>5,18,667</b>	<b>3,67,520</b>	<b>4,30,664</b>	<b>5,57,311</b>
<i>Share of Bengal . . . . .</i>	—	—	—	—	—	<i>7,043</i>	<i>26,322</i>	<i>9,627</i>	<i>1,05,341</i>	<i>1,856</i>
" <i>Bombay . . . . .</i>	—	—	—	—	—	<i>14,34,067</i>	<i>10,16,553</i>	<i>7,67,820</i>	<i>5,10,767</i>	<i>6,64,758</i>
" <i>Sind . . . . .</i>	—	—	—	—	—	<i>5,63,314</i>	<i>3,51,164</i>	<i>2,36,731</i>	<i>2,31,602</i>	<i>7,13,755</i>
" <i>Madras . . . . .</i>	—	—	—	—	—	<i>240</i>	<i>210</i>	<i>120</i>	<i>4,800</i>	<i>..</i>
" <i>Burma . . . . .</i>	—	—	—	—	—	<i>200</i>	<i>2,355</i>	<i>233</i>	<i>..</i>	<i>607</i>
<b>TOTAL</b>	—	—	—	—	—	<b>20,09,867</b>	<b>13,04,624</b>	<b>10,04,586</b>	<b>9,03,010</b>	<b>13,80,976</b>
<b>Furniture and Cabinet- ware (III. G)—</b>										
United Kingdom . . . . .	—	—	—	—	—	63,104	40,492	29,910	96,817	2,27,914
Aden and Dependencies . . . . .	—	—	—	—	—	2,320	2,329	350	170	4,025
Ceylon . . . . .	—	—	—	—	—	615	4,483	1,196	1,502	35,734
Straits Settlements (includ- ing Labuan) . . . . .	—	—	—	—	—	290	8,561	5,955	1,051	775
Natal . . . . .	—	—	—	—	—	1,339	93	..	..	..
Kenya Colony . . . . .	—	—	—	—	—	650	643	1,330	255	50
Mauritius and Dependencies . . . . .	—	—	—	—	—	2,175	800	635	935	435
South Australia (including Northern Territory) . . . . .	—	—	—	—	—	..	45	..	..	..
Victoria . . . . .	—	—	—	—	—	..	400	..	..	..
New South Wales . . . . .	—	—	—	—	—	..	5,000	..	..	..
Australian Commonwealth (Total) . . . . .	—	—	—	—	—	..	5,445	..	..	..
Other British Possessions . . . . .	—	—	—	—	—	2,140	1,095	2,430	1,450	998
<b>TOTAL BRITISH EMPIRE</b>	—	—	—	—	—	<b>72,633</b>	<b>72,938</b>	<b>41,856</b>	<b>1,02,180</b>	<b>2,69,931</b>
Sweden . . . . .	—	—	—	—	—	60	140	150	..	1,108
Germany . . . . .	—	—	—	—	—	14,125	800	20,755	51,541	9,760
Netherlands . . . . .	—	—	—	—	—	87	500	60	5,000	400
Belgium . . . . .	—	—	—	—	—	50	..	..	4,080	290
Spain . . . . .	—	—	—	—	—	..	..	..	..	3,000
France . . . . .	—	—	—	—	—	..	400	235	7,660	12,920
Switzerland . . . . .	—	—	—	—	—	..	..	470	85	10,620
Italy . . . . .	—	—	—	—	—	15	223	1,060	300	3,030
Roumania . . . . .	—	—	—	—	—	..	..	..	..	1,000
Native States in Arabia, other than Maskat Territory and Trucial Oman . . . . .	—	—	—	—	—	1,442	1,060	170	200	140
Iraq . . . . .	—	—	—	—	—	2,412	1,414	3,681	830	854
Persia . . . . .	—	—	—	—	—	45,330	10,373	18,073	3,255	110
Java . . . . .	—	—	—	—	—	..	..	1,297	..	..
Japan . . . . .	—	—	—	—	—	600	500	50	1,060	60
Egypt . . . . .	—	—	—	—	—	8	2,192	..	4,660	1,550
Portuguese East Africa . . . . .	—	—	—	—	—	1,788	400	1,290	570	133
French Somaliland . . . . .	—	—	—	—	—	2,550	..	..	..	..

No. 15—continued

ARTICLES, AND COUNTRIES OF FINAL DESTINATION; ALSO SHARE OF EACH PROVINCE	QUANTITY					VALUE				
	1927-28	1928-29	1929-30	1930-31	1931-32	1927-28	1928-29	1929-30	1930-31	1931-32
<b>Furniture and Cabinet- ware (III. G)—continued</b>						R	R	R	R	R
United States of America—										
<i>Via Atlantic Coast</i> . . . . .	—	—	—	—	—	2,798	6,568	2,328	5,607	18,151
<i>" Pacific "</i> . . . . .	—	—	—	—	—	1,042	250	..	230	..
Other Foreign Countries . . . . .	—	—	—	—	—	1,990	2,210	680	1,446	1,355
<b>TOTAL FOREIGN COUNTRIES</b> . . . . .	—	—	—	—	—	74,297	26,068	50,299	86,474	59,481
<i>Share of Bengal</i> . . . . .	—	—	—	—	—	13,280	6,444	2,916	5,328	1,628
<i>" Bombay</i> . . . . .	—	—	—	—	—	79,206	56,377	38,980	45,320	1,03,798
<i>" Sind</i> . . . . .	—	—	—	—	—	32,217	25,552	35,797	1,22,843	2,10,627
<i>" Madras</i> . . . . .	—	—	—	—	—	14,145	10,155	10,830	8,996	7,690
<i>" Burma</i> . . . . .	—	—	—	—	—	8,082	1,473	3,632	6,167	5,671
<b>TOTAL</b> . . . . .	—	—	—	—	—	1,46,930	99,901	92,155	1,88,654	8,29,412
<b>Glass and Glassware—</b>										
<i>Beads and false pearls</i> (III. H)—	Cwts.	Cwts.	Cwts.	Cwts.	Cwts.					
Bahrain Islands . . . . .	14	5	2	..	1	1,040	280	75	..	150
Straits Settlements (includ- ing Labuan) . . . . .	2	20	20	5	2	420	4,800	2,708	424	450
Federated Malay States . . . . .	2	8	4	..	..	1,312	2,010	770	..	130
Zanzibar and Pemba . . . . .	24	12	18	19	7	2,736	1,440	2,530	2,415	450
Kenya Colony . . . . .	38	65	71	92	51	2,742	4,511	6,626	5,145	2,080
Tanganyika Territory . . . . .	116	16	22	5	10	6,745	1,210	1,590	395	850
Mauritius and Dependences . . . . .	7	11	14	2	4	1,420	1,300	2,800	700	690
Fiji Islands . . . . .	2	9	9	2	..	446	952	1,370	250	..
Other British Possessions . . . . .	14	13	5	13	2	1,385	917	655	1,213	118
<b>TOTAL BRITISH EMPIRE</b> . . . . .	219	158	165	138	77	18,246	17,520	19,024	10,552	4,918
Germany . . . . .	35	5	..	15	11	1,405	832	..	3,502	1,686
Czechoslovakia . . . . .	7	..	..	..	..	1,350	..	..	..	..
Native States in Arabia (other than Maskat Territory and Trucial Oman) . . . . .	3	21	7	7	2	150	1,425	785	380	400
Iraq . . . . .	40	16	49	9	1	3,760	5,686	8,510	758	100
Persia . . . . .	158	40	17	5	2	17,552	8,913	1,883	743	285
Japan . . . . .	5	19	4	13	1	1,084	1,356	700	890	310
Portuguese East Africa . . . . .	54	128	74	38	35	3,454	8,069	3,708	2,215	1,720
Other Foreign Countries . . . . .	7	19	13	9	21	1,050	2,049	1,950	1,040	870
<b>TOTAL FOREIGN COUNTRIES.</b>	309	248	164	94	78	29,805	23,360	12,536	9,528	5,321
<i>Share of Bengal</i> . . . . .	9	34	9	2	7	1,573	6,615	1,400	250	1,426
<i>" Bombay</i> . . . . .	514	343	307	207	110	44,044	27,813	27,432	15,331	8,100
<i>" Sind</i> . . . . .	2	2	..	15	..	807	525	..	3,503	..
<i>" Madras</i> . . . . .	3	27	9	7	3	1,627	5,927	2,352	840	653
<i>" Burma</i> . . . . .	..	..	4	1	..	..	..	376	157	..
<b>TOTAL</b> . . . . .	528	406	329	232	150	48,051	40,890	31,580	20,080	10,230

GENERAL EXPORTS\*

( 912 )

FOREIGN MERCHANDISE

No. 15—continued

ARTICLES, AND COUNTRIES OF FINAL DESTINATION; ALSO SHARE OF EACH PROVINCE	QUANTITY					VALUE				
	1927-28	1928-29	1929-30	1930-31	1931-32	1927-28	1928-29	1929-30	1930-31	1931-32
<b>Glass and Glassware— continued</b>										
<b>Bottles (III. H)—</b>	Gross	Gross	Gross	Gross	Gross	R	R	R	R	R
Aden and Dependencies . . .	177	148	90	287	394	1,335	1,047	945	1,182	67
Bahrain Islands . . .	200	792	314	287	63	2,273	5,281	2,747	1,881	67
Kenya Colony . . .	1,091	2,683	1,434	2,502	677	7,305	15,170	6,649	6,695	2,54
Tanganyika Territory . . .	277	3	11	90	82	1,210	120	100	120	10
Other British Possessions . . .	198	318	202	115	134	1,632	1,150	942	1,270	1,02
<b>TOTAL BRITISH EMPIRE</b>	<b>1,948</b>	<b>3,924</b>	<b>2,051</b>	<b>3,281</b>	<b>1,350</b>	<b>13,805</b>	<b>22,768</b>	<b>11,388</b>	<b>10,648</b>	<b>4,92</b>
Maskat Territory and Trucial Oman . . .	253	53	109	9	127	1,798	1,029	1,293	357	48
Other Native States in Arabia	651	787	680	725	5	2,918	2,296	1,519	2,059	14
Iraq . . .	557	1,180	876	241	220	2,822	2,530	1,320	870	43
Persia . . .	163	422	1,040	292	318	1,233	3,007	4,533	1,426	620
Japan . . .	180	5	600	1,480	..	150	737	1,056	4,578	..
United States of America via Atlantic Coast . . .	21	..	142	289	465	630	..	2,550	5,426	8,443
Other Foreign Countries . . .	31	218	73	179	164	439	779	370	417	878
<b>TOTAL FOREIGN COUNTRIES</b>	<b>1,806</b>	<b>2,665</b>	<b>3,520</b>	<b>3,215</b>	<b>1,299</b>	<b>9,990</b>	<b>10,378</b>	<b>13,541</b>	<b>14,628</b>	<b>11,001</b>
<b>Share of Bengal</b> . . .	..	..	..	..	15	..	..	..	..	145
.. <b>Bombay</b> . . .	2,580	6,501	4,932	6,464	2,619	22,835	30,194	21,341	23,783	15,337
.. <b>Sind</b> . . .	15	64	32	39	12	613	2,125	1,405	996	351
.. <b>Madras</b> . . .	148	12	..	2	3	344	22	2	6	33
.. <b>Burma</b> . . .	6	12	607	1	..	93	305	1,176	493	6
<b>TOTAL</b> . . .	<b>3,749</b>	<b>6,589</b>	<b>5,571</b>	<b>6,496</b>	<b>2,649</b>	<b>23,795</b>	<b>33,146</b>	<b>23,924</b>	<b>25,276</b>	<b>15,922</b>
<b>Sheet and plate (III. H)—</b>	Supl. feet	Supl. feet	Supl. feet	Supl. feet	Supl. feet					
United Kingdom . . .	300	..	2,002	12	..	465	..	2,655	37	..
Bahrain Islands . . .	11,410	4,510	11,256	2,050	5,850	3,935	2,200	6,725	1,500	2,590
Ceylon . . .	..	3,060	500	..	600	..	2,123	300	..	405
Straits Settlements (includ- ing Labuan) . . .	6,081	4,250	..	..	..	3,094	2,000	..	..	..
Kenya Colony . . .	5,150	2,100	1,295	160	300	1,700	625	1,525	80	120
Tanganyika Territory . . .	2,650	5,600	..	50	..	1,320	2,430	..	50	..
Seychelles . . .	1,476	3,200	675	2,100	3,450	840	1,495	265	1,730	1,180
Other British Possessions . . .	1,100	260	500	..	600	350	110	400	..	350
<b>TOTAL BRITISH EMPIRE</b> . . .	<b>28,117</b>	<b>22,980</b>	<b>16,222</b>	<b>4,372</b>	<b>10,300</b>	<b>11,704</b>	<b>10,933</b>	<b>11,770</b>	<b>3,397</b>	<b>4,505</b>
Native States in Arabia, other than Maskat Terri- tory and Trucial Oman . . .	3,610	5,900	6,900	14,200	6,625	1,505	3,253	4,335	6,710	3,525
Iraq . . .	2,024	400	1,269	550	240	875	300	800	390	200
Persia . . .	20,959	10,002	7,461	11,757	5,150	7,632	5,670	3,166	3,760	742
Other Foreign Countries . . .	2,100	512	250	1,662	5,623	1,113	270	174	923	1,126
<b>TOTAL FOREIGN COUNTRIES</b>	<b>23,693</b>	<b>16,814</b>	<b>15,880</b>	<b>23,169</b>	<b>17,643</b>	<b>11,180</b>	<b>9,493</b>	<b>8,425</b>	<b>11,738</b>	<b>5,633</b>
<b>Share of Bengal</b> . . .	400	..	..	..	..	400	..	..	..	..
.. <b>Bombay</b> . . .	65,998	22,520	30,702	30,017	24,415	21,890	12,650	10,456	14,475	9,663
.. <b>Sind</b> . . .	414	17,374	1,400	2,512	3,478	594	7,326	739	673	535
.. <b>Madras</b> . . .	..	..	..	..	50	..	..	..	..	30
.. <b>Burma</b> . . .	..	..	..	12	..	..	..	..	37	..
<b>TOTAL</b> . . .	<b>56,810</b>	<b>39,794</b>	<b>32,102</b>	<b>32,541</b>	<b>27,943</b>	<b>22,884</b>	<b>20,476</b>	<b>20,195</b>	<b>15,185</b>	<b>10,278</b>



No. 15—continued

ARTICLES, AND COUNTRIES OF FINAL DESTINATION; ALSO SHARE OF EACH PROVINCE	QUANTITY					VALUE				
	1927-28	1928-29	1929-30	1930-31	1931-32	1927-28	1928-29	1929-30	1930-31	1931-32
						R	R	R	R	R
<b>Glass and Glassware— continued</b>										
<i>Other Glassware (III. H)</i>										
United Kingdom . . . . .	—	—	—	—	—	26,644	24,715	44,891	5,397	46,101
Aden and Dependencies . . . . .	—	—	—	—	—	10,344	4,620	3,029	1,155	2,150
Bahrain Islands . . . . .	—	—	—	—	—	18,814	15,060	8,678	1,422	8,721
Maldives . . . . .	—	—	—	—	—	8,250	..	..	85	..
Ceylon . . . . .	—	—	—	—	—	11,500	19,350	11,260	5,879	5,013
Straits Settlements (including Labuan) . . . . .	—	—	—	—	—	21,365	17,546	31,476	10,475	3,839
Federated Malay States . . . . .	—	—	—	—	—	18,884	22,087	33,128	8,770	8,031
Hongkong . . . . .	—	—	—	—	—	3,840	225	250	..	..
Natal . . . . .	—	—	—	—	—	95	500	1,803	1,025	1,016
Zanzibar and Pemba . . . . .	—	—	—	—	—	4,298	5,508	3,335	1,695	1,415
Kenya Colony . . . . .	—	—	—	—	—	15,131	12,046	11,999	6,215	4,831
Tanganyika Territory . . . . .	—	—	—	—	—	6,485	1,840	2,568	2,010	1,405
Anglo-Egyptian Sudan . . . . .	—	—	—	—	—	397	5,895	4,850	11,215	..
Mauritius and Dependencies . . . . .	—	—	—	—	—	36,195	15,128	16,226	5,783	8,101
Seychelles . . . . .	—	—	—	—	—	3,606	4,642	4,220	4,248	3,074
Fiji Islands . . . . .	—	—	—	—	—	2,789	1,419	1,736	400	..
Other British Possessions . . . . .	—	—	—	—	—	605	435	1,050	50	750
<b>TOTAL BRITISH EMPIRE . . . . .</b>	—	—	—	—	—	<b>1,84,242</b>	<b>1,51,925</b>	<b>1,80,281</b>	<b>1,16,824</b>	<b>90,046</b>
Germany . . . . .	—	—	—	—	—	7,435	1,306	1,060	4,673	2,596
Netherlands . . . . .	—	—	—	—	—	200	330	170	1,225	201
France . . . . .	—	—	—	—	—	60	10	8,500	2,345	..
Italy . . . . .	—	—	—	—	—	..	800	3,600	330	815
Greece . . . . .	—	—	—	—	—	202	450	1,513	..	..
Syria . . . . .	—	—	—	—	—	605	1,946	..	..	..
Maskat Territory and Trucial Oman . . . . .	—	—	—	—	—	6,238	10,024	6,937	3,162	3,165
Other Native States in Arabia . . . . .	—	—	—	—	—	22,893	36,401	19,177	14,267	2,263
Iraq . . . . .	—	—	—	—	—	30,535	25,664	17,685	8,172	9,890
Perak . . . . .	—	—	—	—	—	93,326	78,842	65,432	15,167	17,818
Siem . . . . .	—	—	—	—	—	1,750	120	..	..	..
Japan . . . . .	—	—	—	—	—	1,878	255	110	2,383	4,305
Egypt . . . . .	—	—	—	—	—	1,145	690	1	650	588
Portuguese East Africa . . . . .	—	—	—	—	—	9,451	5,876	6,237	5,506	4,964
United States of America— Via Atlantic Coast . . . . .	—	—	—	—	—	636	1,688	87	564	968
" Pacific " . . . . .	—	—	—	—	—	..	..	..	175	..
Other Foreign Countries . . . . .	—	—	—	—	—	2,381	2,307	2,258	1,065	1,438
<b>TOTAL FOREIGN COUNTRIES . . . . .</b>	—	—	—	—	—	<b>1,83,805</b>	<b>1,66,799</b>	<b>1,32,820</b>	<b>59,024</b>	<b>48,711</b>
Share of Bengal . . . . .	—	—	—	—	—	13,925	2,804	10,319	6,481	9,243
" Bombay . . . . .	—	—	—	—	—	2,99,523	2,56,431	2,20,841	1,25,214	98,951
" Sind . . . . .	—	—	—	—	—	6,494	3,341	4,463	5,638	4,136
" Madras . . . . .	—	—	—	—	—	42,455	63,039	73,461	31,739	20,253
" Burma . . . . .	—	—	—	—	—	5,647	2,609	3,503	7,376	6,174
<b>TOTAL . . . . .</b>	—	—	—	—	—	<b>3,68,047</b>	<b>3,18,724</b>	<b>3,13,107</b>	<b>1,76,448</b>	<b>1,38,757</b>

GENERAL EXPORTS

( 914 )

FOREIGN MERCHANDISE

No. 15—continued

ARTICLES, AND COUNTRIES OF FINAL DESTINATION; ALSO SHARE OF EACH PROVINCE	QUANTITY					VALUE				
	1927-28	1928-29	1929-30	1930-31	1931-32	1927-28	1928-29	1929-30	1930-31	1931-32
						R	R	R	R	R
<b>Glass and Glassware— concluded</b>										
<i>Total value of Glass and Glassware—</i>										
United Kingdom . . . . .	—	—	—	—	—	27,453	24,702	47,581	56,955	46,220
Aden and Dependencies . . . . .	—	—	—	—	—	12,579	6,027	4,879	3,072	3,077
Bahrain Islands . . . . .	—	—	—	—	—	21,062	22,830	18,225	4,308	7,181
Maldives . . . . .	—	—	—	—	—	8,250	..	..	85	..
Ceylon . . . . .	—	—	—	—	—	12,750	22,160	11,702	6,780	5,876
Straits Settlements (includ- ing Labuan) . . . . .	—	—	—	—	—	24,893	23,914	34,304	10,909	4,289
Federated Malay States . . . . .	—	—	—	—	—	20,196	25,597	33,898	8,770	8,161
Hongkong . . . . .	—	—	—	—	—	8,924	223	250	..	..
Natal . . . . .	—	—	—	—	—	95	500	1,950	1,025	1,115
Zanzibar and Pemba . . . . .	—	—	—	—	—	7,684	7,518	6,110	4,295	2,155
Kenya Colony . . . . .	—	—	—	—	—	26,878	32,352	26,799	18,135	9,573
Tanganyika Territory . . . . .	—	—	—	—	—	15,700	5,600	4,543	2,575	2,360
Anglo-Egyptian Sudan . . . . .	—	—	—	—	—	497	6,115	4,510	11,305	..
Mauritius and Dependencies . . . . .	—	—	—	—	—	87,690	16,478	19,176	6,483	8,791
Seychelles . . . . .	—	—	—	—	—	4,448	6,137	4,575	6,029	4,804
Fiji Islands . . . . .	—	—	—	—	—	8,235	2,371	3,106	850	..
Other British Possessions . . . . .	—	—	—	—	—	605	585	1,050	50	928
<b>TOTAL BRITISH EMPIRE</b>	—	—	—	—	—	<b>2,27,997</b>	<b>2,03,196</b>	<b>2,22,458</b>	<b>1,41,421</b>	<b>1,04,480</b>
Germany . . . . .	—	—	—	—	—	8,865	2,188	1,030	8,175	3,987
Netherlands . . . . .	—	—	—	—	—	250	389	170	1,227	201
France . . . . .	—	—	—	—	—	560	409	8,695	2,345	..
Italy . . . . .	—	—	—	—	—	..	1,385	4,525	1,020	1,550
Czechoslovakia . . . . .	—	—	—	—	—	1,350	..	..	..	..
Greece . . . . .	—	—	—	—	—	202	450	1,513	..	..
Syria . . . . .	—	—	—	—	—	665	2,046	..	..	..
Maskat Territory and Trucial Oman . . . . .	—	—	—	—	—	8,524	11,848	9,074	4,057	4,297
Other Native States in Arabia . . . . .	—	—	—	—	—	27,468	43,485	25,766	23,416	6,384
Iraq . . . . .	—	—	—	—	—	37,992	34,180	23,215	9,690	10,713
Persia . . . . .	—	—	—	—	—	1,24,793	91,462	75,014	21,096	19,415
Java . . . . .	—	—	—	—	—	1,200	..	200	..	..
Siam . . . . .	—	—	—	—	—	1,750	120	..	..	..
Japan . . . . .	—	—	—	—	—	3,112	2,348	1,875	7,846	4,615
Egypt . . . . .	—	—	—	—	—	1,145	690	1	650	888
Portuguese East Africa . . . . .	—	—	—	—	—	12,965	14,440	10,010	8,046	7,077
French Somaliland . . . . .	—	—	—	—	—	300	1,275	855	310	620
United States of America— Via Atlantic Coast . . . . .	—	—	—	—	—	1,268	1,688	2,637	5,930	9,411
" Pacific " . . . . .	—	—	—	—	—	..	..	..	175	..
Other Foreign Countries . . . . .	—	—	—	—	—	2,375	1,756	2,218	1,585	1,608
<b>TOTAL FOREIGN COUNTRIES</b>	—	—	—	—	—	<b>2,34,780</b>	<b>2,10,030</b>	<b>1,66,323</b>	<b>95,568</b>	<b>70,716</b>
<i>Share of Bengal</i>										
" Bombay " . . . . .	—	—	—	—	—	16,301	9,419	12,219	6,731	10,374
" Sind " . . . . .	—	—	—	—	—	3,38,292	3,37,033	2,89,079	1,78,303	1,32,101
" Madras " . . . . .	—	—	—	—	—	8,513	13,717	6,327	10,303	5,072
" Burma " . . . . .	—	—	—	—	—	44,338	59,538	75,315	32,584	20,969
<b>TOTAL</b>	—	—	—	—	—	<b>4,62,777</b>	<b>4,13,226</b>	<b>3,88,786</b>	<b>2,36,989</b>	<b>1,75,196</b>

No. 15—continued

ARTICLES, AND COUNTRIES OF FINAL DESTINATION; ALSO SHARE OF EACH PROVINCE	QUANTITY					VALUE				
	1927-28	1928-29	1929-30	1930-31	1931-32	1927-28	1928-29	1929-30	1930-31	1931-32
<b>Grain, Pulse, and Flour—</b>										
<i>Rice not in the husk (I. O)</i>	Tons	Tons	Tons	Tons	Tons	R	R	R	R	R
TOTAL BRITISH EMPIRE . . .	..	..	3	..	..	..	..	875	15	10
Netherlands . . . . .	..	..	..	..	1,978	..	..	..	..	1,72,900
Other foreign countries . . .	7	12	5	..	..	1,930	2,580	800	..	38
TOTAL FOREIGN COUNTRIES	7	12	5	..	1,978	1,930	2,580	800	..	1,72,938
Share of Bombay . . . . .	7	12	8	..	1,978	1,930	2,580	1,675	15	1,72,900
" Sind . . . . .	..	..	..	..	..	..	..	..	..	48
TOTAL . . . . .	7	12	8	..	1,978	1,930	2,580	1,675	15	1,72,948
<i>Wheat (I. O)—</i>	Tons	Tons	Tons	Tons	Tons					
United Kingdom . . . . .	..	..	4,195	..	1,966	..	..	5,09,480	..	1,57,566
Straits Settlements . . . . .	..	..	5	..	13	..	..	900	..	1,050
Other British Possessions . . .	..	4	4	..	..	..	704	553	..	..
TOTAL BRITISH EMPIRE . . . . .	..	4	4,204	..	1,979	..	704	5,04,883	..	1,58,616
Maskat Territory and Trucial Oman . . . . .	..	20	4	..	..	..	3,258	642	..	..
Other Native States in Arabia . .	..	13	36	..	226	..	1,995	7,345	..	17,362
Egypt . . . . .	..	..	76	..	..	..	..	9,132	..	..
Italian East Africa (Somal- land and Eritrea) . . . . .	..	1	..	..	..	..	284	24	..	..
TOTAL FOREIGN COUNTRIES	..	34	116	..	226	..	5,487	17,143	..	17,362
Share of Bombay . . . . .	..	6	40	..	2,205	..	1,125	8,150	..	1,75,968
" Sind . . . . .	..	32	4,280	..	..	..	5,066	5,13,876	..	..
TOTAL . . . . .	..	38	4,320	..	2,205	..	6,191	5,22,026	..	1,75,968
<i>Other sorts (I. O)—</i>	Tons	Tons	Tons	Tons	Tons					
TOTAL BRITISH EMPIRE . . . . .	..	4	..	..	..	20	661	46	..	54
TOTAL FOREIGN COUNTRIES	..	..	..	70	..	30	..	26	6,544	45
Share of Bengal . . . . .	..	..	..	..	..	..	..	..	..	32
" Bombay . . . . .	..	..	..	70	..	50	..	72	6,544	67
" Sind . . . . .	..	..	..	..	..	..	..	..	..	..
" Burma . . . . .	..	4	..	..	..	..	661	..	..	..
TOTAL . . . . .	..	4	..	70	..	50	661	72	6,544	99
<i>Total grain, pulse and flour—</i>	Tons	Tons	Tons	Tons	Tons					
United Kingdom . . . . .	..	..	4,195	..	1,966	..	..	5,09,480	..	1,57,566
Bahrain Islands . . . . .	..	..	6	..	..	..	..	1,028	..	..
Straits Settlements . . . . .	..	..	5	..	13	..	..	900	..	1,050
Other British Possessions . . . .	..	8	1	..	..	20	1,365	446	15	221
TOTAL BRITISH EMPIRE	..	8	4,207	..	1,979	20	1,365	5,05,804	15	1,58,870
Netherlands . . . . .	..	..	..	..	1,978	..	..	..	..	1,72,900
Maskat Territory and Trucial Oman . . . . .	..	20	4	..	..	..	3,258	642	..	..
Other Native States in Arabia . .	3	13	36	69	226	750	1,995	7,345	6,360	17,362
Egypt . . . . .	..	..	76	..	..	..	..	9,132	..	..
Portuguese East Africa . . . . .	3	9	..	..	..	900	1,980	..	..	45
Other Foreign Countries . . . . .	1	4	5	1	..	310	834	850	184	38
TOTAL FOREIGN COUNTRIES	7	40	121	70	2,199	1,960	8,067	17,969	6,544	1,90,345
Share of Bengal . . . . .	..	..	..	..	..	..	..	..	..	32
" Bombay . . . . .	7	18	48	70	4,178	1,980	3,705	9,397	6,659	3,48,935
" Sind . . . . .	..	32	4,280	..	..	..	5,066	5,13,876	..	48
" Burma . . . . .	..	4	..	..	..	..	661	..	..	..
TOTAL . . . . .	7	54	4,328	70	4,178	1,980	9,432	5,23,773	6,559	3,49,015

GENERAL EXPORTS

( 916 )

FOREIGN MERCHANDISE

No. 15—continued

ARTICLES, AND COUNTRIES OF FINAL DESTINATION; ALSO SHARE OF EACH PROVINCE	QUANTITY					VALUE				
	1927-28	1928-29	1929-30	1930-31	1931-32	1927-28	1928-29	1929-30	1930-31	1931-32
	Cwts.	Cwts.	Cwts.	Cwts.	Cwts.	R	R	R	R	R
<b>Gums and Resins—</b>										
<i>Arabic (II. D)—</i>										
United Kingdom . . . . .	101	..	28	86	..	2,942	..	849	8,88	..
Malta and Gozo . . . . .	..	80	..	..	..	..	4,840	..	..	..
Aden and Dependencies . . . . .	..	120	5	8	23	..	4,775	300	220	..
Ceylon . . . . .	2	..	..	6	20	180	..	..	220	1
Straits Settlements (including Labuan) . . . . .	13	39	1	4	72	300	1,420	80	200	2
Hongkong . . . . .	1,045	714	2,728	310	310	22,144	12,867	76,791	10,500	10
Victoria . . . . .	..	..	..	400	..	..	..	..	5,800	..
Total of Australian Common- wealth . . . . .	..	..	..	400	..	..	..	..	5,800	..
Other British Possessions . . . . .	12	9	10	11	6	405	800	595	490	..
<b>TOTAL BRITISH EMPIRE</b>	<b>1,173</b>	<b>961</b>	<b>2,772</b>	<b>825</b>	<b>437</b>	<b>20,021</b>	<b>30,202</b>	<b>78,556</b>	<b>21,817</b>	<b>20</b>
Germany . . . . .	2,470	1,440	1,352	734	51	98,377	71,634	49,950	20,227	2
Belgium . . . . .	3,776	4,756	9,309	2,553	..	1,13,542	1,00,573	3,39,916	74,323	..
France . . . . .	2,663	2,136	3,120	364	100	99,338	84,099	1,11,574	9,080	1
Italy . . . . .	104	64	..	..	..	2,300	1,380	..	..	..
Greece . . . . .	..	..	120	..	..	..	..	6,400	..	..
China (exclusive of Hongkong and Macao) . . . . .	..	..	400	40	..	..	..	19,030	1,640	..
Japan . . . . .	218	115	297	..	..	20,620	8,085	14,296	..	..
<b>United States of America—</b>										
Via Atlantic Coast . . . . .	8,435	14,719	1,191	409	..	2,80,836	5,71,947	47,725	10,330	..
Other Foreign Countries . . . . .	28	18	20	13	16	873	945	725	435	..
<b>TOTAL FOREIGN COUNTRIES</b>	<b>17,694</b>	<b>23,248</b>	<b>15,809</b>	<b>4,113</b>	<b>167</b>	<b>6,11,436</b>	<b>9,33,063</b>	<b>5,79,576</b>	<b>1,16,044</b>	<b>3,1</b>
<i>Share of Bengal</i> . . . . .	..	..	..	400	3	..	..	..	5,300	..
<i>Bombay</i> . . . . .	18,867	24,219	18,581	4,538	601	6,37,457	9,63,205	6,68,132	1,31,561	24,6
<b>TOTAL . . . . .</b>	<b>18,867</b>	<b>24,219</b>	<b>18,581</b>	<b>4,938</b>	<b>604</b>	<b>6,37,457</b>	<b>9,63,205</b>	<b>6,68,132</b>	<b>1,37,861</b>	<b>24,6</b>
<b>Benjamin (II. D)—</b>										
Aden and Dependencies . . . . .	136	392	1,149	77	8	7,600	16,128	13,662	5,455	2
Bahrain Islands . . . . .	29	46	13	11	17	1,715	2,700	710	620	1,1
Ceylon . . . . .	143	389	1,151	858	857	6,330	38,751	49,035	35,755	35,2
Straits Settlements (includ- ing Labuan) . . . . .	12	1	45	9	..	160	75	1,795	390	..
Natal . . . . .	61	78	92	95	61	4,197	6,420	6,025	7,715	4,6
Zanzibar and Pemba . . . . .	11	12	22	13	14	602	945	1,230	625	61
Other British Possessions . . . . .	23	29	25	19	35	1,225	5	1,490	1,095	2,21
<b>TOTAL BRITISH EMPIRE</b>	<b>415</b>	<b>1,356</b>	<b>2,497</b>	<b>1,082</b>	<b>905</b>	<b>21,320</b>	<b>66,394</b>	<b>75,807</b>	<b>51,655</b>	<b>44,11</b>
France . . . . .	34	..	..	..	..	1,450	..	..	..	..
Syria . . . . .	18	..	2	..	4	1,346	..	100	..	34
Mascat Territory and Trucial Oman . . . . .	37	37	15	7	10	3,365	2,165	570	460	73
Other Native States in Arabia Iraq . . . . .	25	26	24	36	61	1,695	1,315	1,377	1,825	2,76
Farsa . . . . .	110	184	247	171	188	5,885	7,500	9,600	7,145	8,20
Farsa . . . . .	11	38	21	30	13	560	2,180	700	1,340	50
Egypt . . . . .	56	39	17	9	..	3,200	2,730	800	450	..
Portuguese East Africa . . . . .	32	31	15	9	20	1,620	1,445	1,185	875	1,310
Other Foreign Countries . . . . .	7	9	7	13	1	340	610	580	600	40
<b>TOTAL FOREIGN COUNTRIES</b>	<b>375</b>	<b>364</b>	<b>343</b>	<b>275</b>	<b>303</b>	<b>19,960</b>	<b>17,485</b>	<b>15,162</b>	<b>12,695</b>	<b>18,820</b>

No. 15—continued

ARTICLES, AND COUNTRIES OF FINAL DESTINATION; ALSO SHARE OF EACH PROVINCE	QUANTITY					VALUE				
	1927-28	1928-29	1929-30	1930-31	1931-32	1927-28	1928-29	1929-30	1930-31	1931-32
<b>Gums and Resins—continued</b>						R	R	R	R	R
<i>Benjamin (II. D)—continued</i>	Cwts.	Cwts.	Cwts.	Cwts.	Cwts.					
Share of Bengal . . . . .	2	1	..	..	..	110	76	..	..	..
„ Bombay . . . . .	733	1,719	2,844	1,357	1,298	41,679	84,374	90,809	64,350	57,991
„ Madras . . . . .	..	..	1	..	..	..	..	60	..	..
<b>TOTAL</b>	<b>790</b>	<b>1,720</b>	<b>2,845</b>	<b>1,357</b>	<b>1,298</b>	<b>41,789</b>	<b>84,379</b>	<b>90,869</b>	<b>64,350</b>	<b>57,991</b>
<b>Olibanum or Frankincense (II. D)—</b>	Cwts.	Cwts.	Cwts.	Cwts.	Cwts.					
United Kingdom . . . . .	161	150	586	592	..	6,625	6,250	19,956	10,614	..
Aden and Dependencies . . . . .	8	108	..	..	..	300	3,704	..	..	..
Bahrain Islands . . . . .	93	99	147	84	64	2,975	3,465	4,150	2,765	1,836
Ceylon . . . . .	272	253	406	368	297	7,802	8,255	16,530	12,530	7,156
Straits Settlements (including Labuan) . . . . .	1,887	1,042	1,268	2,272	2,153	30,840	54,046	39,217	41,900	26,286
Hongkong . . . . .	1,182	3,594	3,637	1,314	3,350	41,044	1,09,377	1,22,595	39,000	54,470
Nigeria (including British Cameroons) . . . . .	..	..	70	40	..	..	..	2,800	1,600	..
Zanzibar and Pemba . . . . .	134	88	51	31	23	4,345	1,100	1,390	920	670
Kenya Colony . . . . .	50	69	47	30	33	2,783	3,490	2,535	1,345	1,050
Tanganyika Territory . . . . .	42	61	56	52	36	1,560	2,686	2,335	2,285	2,285
Mauritius and Dependencies . . . . .	33	28	31	4	23	1,075	880	1,170	150	710
Other British Possessions . . . . .	11	13	2	32	67	300	645	100	725	1,605
<b>TOTAL BRITISH EMPIRE</b>	<b>3,332</b>	<b>6,355</b>	<b>6,301</b>	<b>4,809</b>	<b>6,036</b>	<b>99,781</b>	<b>1,93,988</b>	<b>2,12,778</b>	<b>1,22,908</b>	<b>96,072</b>
Germany . . . . .	2,648	2,957	3,771	2,981	2,124	85,890	1,16,002	1,36,757	92,561	52,277
Belgium . . . . .	304	40	41	21	..	8,802	900	1,034	400	..
France . . . . .	3,393	3,151	4,119	3,311	3,228	1,00,948	1,36,975	1,65,224	1,13,618	77,864
Spain . . . . .	..	..	..	60	42	..	..	..	2,600	1,867
Italy . . . . .	2,629	2,393	2,460	564	754	88,000	92,244	88,439	17,087	14,400
Austria . . . . .	890	213	240	125	62	22,410	9,345	9,200	3,200	3,500
Roumania . . . . .	112	..	..	..	180	3,300	..	..	..	3,600
Greece . . . . .	1,357	1,627	1,235	1,538	1,278	44,745	61,391	44,225	57,910	36,732
Turkey, European . . . . .	..	..	60	..	100	..	..	2,400	..	3,300
Syria . . . . .	36	..	4	24	..	1,000	..	180	900	..
Iraq . . . . .	460	348	401	316	344	15,370	11,850	11,690	10,225	9,900
Persia . . . . .	303	356	272	259	597	10,110	13,684	10,851	8,586	10,680
Java . . . . .	436	303	132	131	252	5,560	4,915	2,850	2,033	2,600
China . . . . .	..	..	..	..	127	..	..	..	..	1,400
Japan . . . . .	87	..	103	..	..	5,000	..	1,250	..	..
Tunis . . . . .	..	20	140	..	12	..	800	6,800	..	150
Portuguese East Africa . . . . .	35	141	27	17	17	995	5,090	845	450	595
United States of America—										
West Atlantic Coast . . . . .	3,278	3,980	1,793	1,200	630	1,18,790	1,10,333	66,327	40,427	20,207
Other Foreign Countries . . . . .	35	47	54	30	47	945	1,660	1,965	910	1,120
<b>TOTAL FOREIGN COUNTRIES</b>	<b>16,563</b>	<b>14,631</b>	<b>14,907</b>	<b>10,607</b>	<b>9,794</b>	<b>5,72,369</b>	<b>5,65,389</b>	<b>5,50,037</b>	<b>3,56,937</b>	<b>2,40,142</b>
<i>Share of Bombay</i>	<i>19,945</i>	<i>20,986</i>	<i>27,203</i>	<i>15,416</i>	<i>15,350</i>	<i>6,72,150</i>	<i>7,59,377</i>	<i>7,62,815</i>	<i>4,79,340</i>	<i>3,36,214</i>
<b>Notes (II. D)—</b>	Cwts.	Cwts.	Cwts.	Cwts.	Cwts.					
United Kingdom . . . . .	..	..	419	..	..	..	..	8,670	..	..
Aden and Dependencies . . . . .	62	54	39	106	68	1,375	916	855	2,005	1,110
Ceylon . . . . .	72	52	37	43	26	2,185	1,350	845	1,330	810
Straits Settlements (including Labuan) . . . . .	46	9	43	48	31	1,440	180	1,390	1,380	940
Hongkong . . . . .	..	6	10	37	..	..	240	250	1,000	..
Mauritius and Dependencies . . . . .	12	0	414	6	20	370	120	6,460	210	442
Western Australia . . . . .	..	..	..	510	..	..	..	..	6,800	..
Victoria . . . . .	..	..	1,107	1,209	..	..	..	16,200	13,034	..
New South Wales . . . . .	270	..	..	..	..	3,750	..	..	..	..
Australian Commonwealth (Total) . . . . .	270	..	1,107	1,719	..	3,750	..	16,300	24,334	..
Other British Possessions . . . . .	72	58	61	38	48	1,525	1,174	1,250	664	321
<b>TOTAL BRITISH EMPIRE</b>	<b>584</b>	<b>195</b>	<b>2,130</b>	<b>1,997</b>	<b>202</b>	<b>10,645</b>	<b>3,980</b>	<b>35,920</b>	<b>31,013</b>	<b>4,133</b>

GENERAL EXPORTS

( 918 )

FOREIGN MERCHANDISE

No. 15—continued

ARTICLES, AND COUNTRIES OF FINAL DESTINATION; ALSO SHARE OF EACH PROVINCE	QUANTITY					VALUE				
	1927-28	1928-29	1929-30	1930-31	1931-32.	1927-28	1928-29	1929-30	1930-31	1931-32
<b>Gums and Resins—continued</b>										
<i>Resins (II. D)—continued</i>	Cwts.	Cwts.	Cwts.	Cwts.	Cwts.	R	R	R	R	R
Germany . . . . .	..	..	..	208	..	..	..	..	2,500	..
Norway . . . . .	..	..	209	..	..	..	..	2,600	..	..
Italy . . . . .	..	..	..	205	..	..	..	..	2,500	..
Maskat Territory and Trucial Oman . . . . .	204	108	98	39	117	4,608	2,550	2,445	915	2,778
Other Native States in Arabia . . . . .	221	161	77	93	75	5,091	3,731	1,594	1,770	1,429
Iraq . . . . .	82	35	42	162	63	1,340	310	650	2,895	795
Java . . . . .	..	..	400	499	..	..	..	7,000	4,500	..
Portuguese East Africa . .	36	21	130	35	45	740	410	1,711	664	1,094
United States of America— Vid Atlantic Coast . . . .	..	629	..	..	501	..	210	..	..	12,525
„ Pacific „ . . . . .	..	..	..	..	..	..	510	..	..	..
Other Foreign Countries . .	35	66	61	60	46	724	932	853	500	498
<b>TOTAL FOREIGN COUNTRIES</b>	<b>578</b>	<b>426</b>	<b>1,015</b>	<b>1,296</b>	<b>847</b>	<b>12,508</b>	<b>8,933</b>	<b>16,853</b>	<b>16,253</b>	<b>19,104</b>
<i>Share of Bengal</i> . . . . .	270	..	2,545	2,426	..	3,750	..	40,850	30,734	..
„ Bombay . . . . .	842	600	600	867	1,049	19,393	12,843	12,123	16,532	23,227
„ Sind . . . . .	..	11	..	..	..	..	120	..	..	..
<b>TOTAL</b>	<b>1,112</b>	<b>611</b>	<b>3,145</b>	<b>3,293</b>	<b>1,049</b>	<b>23,148</b>	<b>13,993</b>	<b>52,773</b>	<b>47,266</b>	<b>23,227</b>
<b>Other sorts (II. D)—</b>	Cwts.	Cwts.	Cwts.	Cwts.	Cwts.					
United Kingdom . . . . .	1,546	2,133	635	277	515	1,33,559	1,29,192	48,785	26,520	42,682
Aden and Dependencies . .	8	22	3	5	6	708	1,906	75	125	150
Bahrain Islands . . . . .	13	75	2	2	2	1,445	2,210	400	325	350
Ceylon . . . . .	269	32	78	123	67	10,296	3,220	5,072	5,560	4,209
Straits Settlements (including Labuan) . . . . .	331	615	479	37	41	10,259	15,190	9,070	772	1,070
Hongkong . . . . .	2,354	5,706	4,260	1,074	3,661	70,607	1,62,844	1,35,009	36,210	1,02,813
Kenya Colony . . . . .	17	32	13	8	7	705	1,205	460	260	140
Other British Possessions . .	8	3	16	7	2	453	140	640	305	100
<b>TOTAL BRITISH EMPIRE</b>	<b>4,546</b>	<b>8,758</b>	<b>5,536</b>	<b>1,533</b>	<b>4,301</b>	<b>2,28,034</b>	<b>3,15,406</b>	<b>2,00,111</b>	<b>70,077</b>	<b>1,51,514</b>
Germany . . . . .	1,713	2,759	3,909	2,575	544	92,310	1,63,059	1,80,025	64,889	14,172
Netherlands . . . . .	..	..	..	..	263	..	..	..	..	5,100
Belgium . . . . .	1,676	2,705	6,193	4,894	4,034	59,206	1,18,848	1,20,671	74,959	65,302
France . . . . .	467	2,092	3,305	1,087	1,631	20,004	88,238	89,856	27,789	35,493
Spain . . . . .	47	..	..	..	..	2,630	..	..	..	..
Italy . . . . .	192	477	375	..	321	9,393	27,005	25,360	..	5,930
Albania . . . . .	..	..	27	..	..	..	..	2,190	..	..
Syria . . . . .	4	10	44	6	25	450	520	2,733	430	390
Iraq . . . . .	84	21	12	118	58	11,740	600	485	2,995	2,400
Persia . . . . .	16	14	19	183	384	2,890	763	2,246	6,539	6,361
Java . . . . .	11	502	41	..	..	400	6,940	820	..	..
China (exclusive of Hong- kong and Macao) . . . . .	..	..	..	53	..	..	..	..	2,050	..
Japan . . . . .	4,725	2,796	1,059	1,846	1,284	3,94,932	2,09,731	76,407	1,10,872	51,354
Egypt . . . . .	94	31	6	15	31	7,090	1,132	530	680	710
Morocco . . . . .	..	..	54	..	..	..	..	2,850	..	..
Portuguese East Africa Italian East Africa (Somali- land and Eritrea) . . . . .	43	1	2	3	5	2,195	50	60	120	140
United States of America— Vid Atlantic Coast . . . . .	5,618	14,743	11,942	16,031	9,857	3,35,842	6,27,060	6,47,479	3,97,942	2,89,541
Other Foreign Countries . .	32	15	20	27	9	1,411	925	550	905	220
<b>TOTAL FOREIGN COUNTRIES</b>	<b>14,781</b>	<b>26,210</b>	<b>27,008</b>	<b>26,818</b>	<b>18,456</b>	<b>9,41,997</b>	<b>12,45,402</b>	<b>11,52,862</b>	<b>6,90,170</b>	<b>4,27,413</b>
<i>Share of Bengal</i> . . . . .	32	500	1	..	..	5,714	6,760	10	..	30
„ Bombay . . . . .	19,176	34,436	32,543	28,351	22,653	11,52,530	15,50,597	13,52,363	7,60,247	5,73,374
„ Sind . . . . .	116	32	..	..	104	11,600	3,541	..	..	5,023
„ Madras . . . . .	3	..	..	..	..	137	..	..	..	..
<b>TOTAL</b>	<b>19,327</b>	<b>34,968</b>	<b>32,544</b>	<b>28,351</b>	<b>22,757</b>	<b>11,70,021</b>	<b>15,60,808</b>	<b>13,52,873</b>	<b>7,60,247</b>	<b>5,78,327</b>
<b>Total Gums and Resins—</b>	Cwts.	Cwts.	Cwts.	Cwts.	Cwts.					
United Kingdom . . . . .	1,308	2,233	1,713	945	524	1,48,026	1,35,444	78,251	50,021	43,357
Malta and Gozo . . . . .	..	89	..	..	..	..	4,840	..	..	..
Aden and Dependencies . .	214	606	1,195	196	105	9,933	27,423	14,899	7,895	2,125
Bahrain Islands . . . . .	166	250	202	108	92	6,735	9,055	6,045	3,940	3,617
Ceylon . . . . .	753	1,276	1,672	1,398	1,273	26,383	51,576	72,352	55,395	43,419

No. 15—continued

ARTICLES AND COUNTRIES OF FINAL DESTINATION; ALSO SHARE OF EACH PROVINCE	QUANTITY					VALUE				
	1927-28	1928-29	1929-30	1930-31	1931-32	1927-28	1928-29	1929-30	1930-31	1931-32
	Cwts.	Cwts.	Cwts.	Cwts.	Cwts.	R	R	R	R	R
<b>Gums and Resins—concluded</b>										
<i>Total Gums and Resins—</i>										
<i>continued</i>										
Straits Settlements (including Labuan)	1,789	2,608	1,836	2,870	2,297	48,089	70,911	52,102	44,651	30,831
Hongkong	4,581	10,110	10,635	2,735	7,321	1,33,795	2,90,328	3,34,645	86,770	1,73,643
Nigeria	..	..	70	40	..	..	..	2,800	1,600	..
Natal	69	90	94	101	69	4,447	7,015	7,075	8,005	4,790
Zanzibar and Pemba	156	55	84	47	54	5,392	2,249	3,030	1,710	1,565
Kenya Colony	93	118	81	70	70	4,010	5,955	4,015	2,745	1,931
Tanganyika Territory	60	78	76	69	94	2,415	3,036	3,005	2,779	2,620
Anglo-Egyptian Sudan	5	8	..	28	59	150	60	..	430	1,475
Mauritius and Dependences	51	44	447	15	53	1,790	1,785	7,720	535	1,182
Western Australia	..	..	..	510	..	..	..	..	6,300	..
Victoria	..	..	1,107	1,609	..	..	..	16,200	23,884	..
New South Wales	270	..	..	..	..	3,750	..	..	..	..
<i>Australian Commonwealth</i>										
<i>(Total)</i>	270	..	1,107	2,119	..	3,750	..	16,200	30,134	..
Other British Possessions	30	22	18	5	20	805	790	1,010	335	1,005
<b>TOTAL BRITISH EMPIRE</b>	10,050	17,625	19,236	10,246	12,031	3,86,310	6,10,470	6,03,172	2,96,965	3,16,510
Norway	..	..	209	..	..	..	..	2,600	..	..
Germany	6,836	7,155	9,032	6,494	2,719	2,71,577	3,50,695	3,66,782	1,80,197	68,489
Netherlands	..	..	38	..	263	..	..	900	..	5,100
Belgium	5,816	7,501	15,543	7,463	4,034	1,81,550	3,10,321	4,51,621	1,49,682	65,302
France	7,057	7,379	10,544	4,742	4,959	2,81,735	3,13,312	3,66,654	1,50,496	1,14,857
Spain	47	..	..	80	42	2,630	..	..	2,600	1,867
Italy	2,925	2,934	2,335	769	1,075	1,00,693	1,21,130	1,13,799	19,587	20,330
Austria	890	213	240	125	62	22,410	9,345	9,200	3,200	3,560
Albania	..	..	27	..	..	..	..	2,190	..	..
Roumania	112	..	..	..	180	3,800	..	..	..	3,600
Greece	1,357	1,627	1,405	1,538	1,278	44,745	61,391	50,625	57,910	30,732
Turkey, European	..	9	60	..	100	..	72	2,400	..	3,300
Syria	53	15	50	39	49	2,795	770	3,013	1,530	970
Mascat Territory and Trucial Oman	318	162	123	75	135	9,368	5,330	3,555	2,420	3,542
Other Native States in Arabia	233	231	133	154	156	8,147	6,536	3,761	4,374	4,799
Iraq	752	603	717	767	665	34,873	21,085	23,015	22,260	21,580
Persia	345	438	323	504	1,000	13,934	17,012	14,690	16,565	17,539
Java	457	810	573	631	258	6,275	11,855	10,670	6,598	2,710
China (excluding of Hongkong and Macao)	..	..	400	93	127	..	..	19,080	3,000	1,400
Japan	5,030	2,911	1,459	1,846	1,234	4,20,552	2,17,315	91,863	1,10,372	51,354
Egypt	150	70	25	26	31	10,290	3,312	1,465	1,210	710
Tunis	..	20	140	..	12	..	800	6,800	..	150
Morocco	..	..	54	..	..	..	..	2,850	..	..
Portuguese East Africa	146	194	178	64	37	5,550	6,995	3,976	1,909	3,139
Italian East Africa (Somaland and Eritrea)	74	73	20	..	31	1,354	1,595	250	..	540
United States of America— Via Atlantic Coast	17,331	32,498	14,931	17,640	10,938	7,35,477	13,10,050	7,61,531	4,54,699	2,72,273
" Pacific "	..	29	..	..	..	..	510	..	..	..
Other Foreign Countries	12	6	25	74	34	460	390	1,150	2,250	650
<b>TOTAL FOREIGN COUNTRIES</b>	49,991	64,879	59,087	43,109	29,567	21,58,265	27,70,322	23,14,390	11,92,099	7,04,474
<i>Share of Bengal</i>	304	501	2,546	2,326	3	9,574	6,335	40,660	36,534	120
" Bombay "	59,618	31,980	75,776	50,529	41,491	25,23,264	33,70,298	28,76,842	14,52,530	10,15,841
" Sind "	116	43	..	..	104	11,600	3,661	..	..	5,023
" Madras "	3	..	1	..	..	137	..	60	..	..
<b>TOTAL</b>	60,041	82,504	78,323	53,355	41,593	25,44,575	33,80,792	29,17,562	14,89,064	10,20,934
<b>Hardware (excluding Cutlery and Electroplated wares) (III. D)—</b>										
United Kingdom	..	..	..	..	..	4,31,710	4,54,538	5,09,220	4,96,876	5,39,894
Aden and Dependences	..	..	..	..	..	32,618	22,538	31,053	24,757	30,348
Bahrain Islands	..	..	..	..	..	38,519	30,068	55,423	12,093	9,800
Maldives	..	..	..	..	..	6,060	300	350	207	530
Ceylon	..	..	..	..	..	4,75,830	5,41,174	3,87,439	3,40,875	7,36,100
Straits Settlements (including Labuan)	..	..	..	..	..	1,00,343	73,794	71,355	51,139	80,706
Federated Malay States	..	..	..	..	..	6,185	2,444	1,003	911	900
Hongkong	..	..	..	..	..	..	4,652	954	335	..
Cape of Good Hope	..	..	..	..	..	300	4,396	150	..	150
Natal	..	..	..	..	..	75	12,525	665	2,134	1,000

GENERAL EXPORTS

FOREIGN MERCHANDISE

( 920 )

No. 15—continued

ARTICLES, AND COUNTRIES OF FINAL DESTINATION; ALSO SHARE OF EACH PROVINCE	QUANTITY					VALUE				
	1937-28	1928-29	1929-30	1930-31	1931-32	1927-28	1928-29	1929-30	1930-31	1931-32
						R	R	R	R	R
<b>Hardware (excluding Cutlery and Electro- plated ware) (III. D) —continued</b>										
Zanzibar and Pemba . . .	—	—	—	—	—	23,139	23,504	20,969	14,780	10,418
Kenya Colony . . .	—	—	—	—	—	77,255	48,528	34,232	42,227	25,325
Tanganyika Territory . . .	—	—	—	—	—	33,421	29,167	30,988	15,692	10,200
Anglo-Egyptian Sudan . . .	—	—	—	—	—	700	940	2,740	2,563	960
Mauritius and Dependencies	—	—	—	—	—	35,312	16,167	13,181	1,044	1,709
Seychelles . . .	—	—	—	—	—	8,287	9,994	13,464	5,328	3,806
Canada . . .	—	—	—	—	—	..	..	..	..	..
Vid Pacific Coast . . .	—	—	—	—	—	..	..	..	1,374	..
Western Australia . . .	—	—	—	—	—	10	16,628	175	811	..
South Australia (including Northern Territory) . . .	—	—	—	—	—	90	200	..	..	..
Victoria . . .	—	—	—	—	—	1,390	1,076	207	..	9,339
Tasmania . . .	—	—	—	—	—	..	..	..	168	..
New South Wales . . .	—	—	—	—	—	21,429	14,321	9,596	2,461	2,318
<i>Australian Commonwealth (Total)</i> . . .	—	—	—	—	—	22,919	32,322	9,978	3,440	11,652
New Zealand . . .	—	—	—	—	—	70	..	70	7,717	..
Other British Possessions . . .	—	—	—	—	—	805	508	950	410	220
<b>TOTAL BRITISH EMPIRE</b>	—	—	—	—	—	18,48,598	13,37,454	11,74,084	10,24,422	14,63,727
Sweden . . .	—	—	—	—	—	660	1,322	..	445	1,445
Norway . . .	—	—	—	—	—	..	400	..	..	1,950
Germany . . .	—	—	—	—	—	1,97,236	3,53,332	3,68,846	3,06,271	2,58,500
Netherlands . . .	—	—	—	—	—	36,558	40,082	43,512	57,753	76,881
Belgium . . .	—	—	—	—	—	13,597	38,540	29,082	48,845	79,753
France . . .	—	—	—	—	—	78,385	15,551	37,532	3,276	48,312
Italy . . .	—	—	—	—	—	8,818	34,441	64,016	61,365	93,295
Turkey, Asiatic . . .	—	—	—	—	—	2,745	507	..	..	..
Mascat Territory and Tru- cial Oman . . .	—	—	—	—	—	27,890	41,482	22,543	9,656	9,583
Other Native States in Arabia . . .	—	—	—	—	—	48,068	51,480	41,143	20,672	7,123
Iraq . . .	—	—	—	—	—	1,24,334	87,425	91,290	35,779	37,382
Persia . . .	—	—	—	—	—	2,00,521	2,45,293	1,71,476	54,293	27,551
Benjam Island . . .	—	—	—	—	—	24,484	515	208	..	204
Sumatra . . .	—	—	—	—	—	..	29,223	33,477	2,105	27,837
Java . . .	—	—	—	—	—	3,40,691	3,76,901	3,13,369	2,66,233	2,83,278
Siam . . .	—	—	—	—	—	8,464	6,910	9,049	12,787	974
Indo-China (including Cochin-China, Cambodia, Annam, Tonkin and French leased Territories in China) . . .	—	—	—	—	—	3,302	..	..	..	..
Philippine Islands and Guam	—	—	—	—	—	..	..	..	3,100	98
China (exclusive of Hongkong and Macao) . . .	—	—	—	—	—	120	1,085	1,949	3,527	9,389
Japan . . .	—	—	—	—	—	7,306	9,552	2,382	1,698	15,045
Egypt . . .	—	—	—	—	—	680	5,027	340	4,431	3,035
Portuguese East Africa . . .	—	—	—	—	—	13,194	18,626	12,210	10,951	4,454
Italian East Africa (Somal- land and Eritrea) . . .	—	—	—	—	—	569	3,083	991	200	1,750
French Somaliland . . .	—	—	—	—	—	25	1,145	579	1,060	721
United States of America— Vid Atlantic Coast . . .	—	—	—	—	—	77,628	57,166	76,960	64,018	97,207
“ Pacific “ . . .	—	—	—	—	—	1,320	4,400	2,200	3,054	400
Other Foreign Countries . . .	—	—	—	—	—	100	1,166	2,729	2,132	2,269
<b>TOTAL FOREIGN COUNTRIES</b>	—	—	—	—	—	12,17,271	11,24,868	13,28,904	9,68,866	10,88,546
<i>Share of Bengal . . .</i>	—	—	—	—	—	8,42,040	9,66,927	3,31,316	6,95,933	11,08,304
“ Bombay . . .	—	—	—	—	—	12,23,259	11,73,186	10,30,974	6,82,526	7,24,957
“ Sind . . .	—	—	—	—	—	1,34,604	1,26,316	1,42,334	1,35,399	1,16,102
“ Madras . . .	—	—	—	—	—	1,38,790	2,22,559	2,71,884	2,56,682	4,18,453
“ Burma . . .	—	—	—	—	—	2,12,288	2,76,872	2,36,676	1,91,907	1,85,467
<b>TOTAL</b>	—	—	—	—	—	25,00,569	27,02,260	25,03,078	19,92,788	25,52,273



No. 15—continued

ARTICLES, AND COUNTRIES OF FINAL DESTINATION; ALSO SHARE OF EACH PROVINCE	QUANTITY					VALUE				
	1927-28	1928-29	1929-30	1930-31	1931-32	1927-28	1928-29	1929-30	1930-31	1931-32
	Tons	Tons	Tons	Tons	Tons	R	R	R	R	R
<b>Hides and Skins, raw—</b>										
Hides, raw (II. B)—										
United Kingdom . . . . .	..	..	..	..	..	..	..	..	..	13,000
Share of Sind . . . . .	..	..	..	..	..	..	..	..	..	13,000
<b>Skins, raw (I. A, E)—</b>										
United Kingdom . . . . .	415	313	202	200	334	1,89,83,526	1,49,78,081	1,03,69,015	99,58,579	89,99,124
Other British Possessions . . . . .	..	..	..	..	..	..	390	..	100	137
<b>TOTAL BRITISH EMPIRE . . . . .</b>	<b>415</b>	<b>313</b>	<b>202</b>	<b>200</b>	<b>334</b>	<b>1,89,83,526</b>	<b>1,49,78,021</b>	<b>1,03,69,015</b>	<b>99,58,679</b>	<b>89,99,261</b>
Germany . . . . .	1	..	1	1	3	3,560	2,865	13,875	25,750	62,888
Netherlands . . . . .	..	..	..	..	..	3,641	..	..	..	..
France . . . . .	2	2	1	..	..	62,371	97,860	9,936	63,275	3,714
Iraq . . . . .	..	2	..	..	..	1,500	84,100	10,125	..	..
Persia . . . . .	1	1	..	..	..	9,500	18,200	1,050	..	..
China (exclusive of Hongkong and Macao) . . . . .	10	6	3	9	16	50,908	39,865	17,049	14,407	10,162
United States of America—										
Via Atlantic Coast . . . . .	9	5	4	1	12	1,17,999	1,35,725	1,15,400	61,100	4,15,010
<b>TOTAL FOREIGN COUNTRIES . . . . .</b>	<b>23</b>	<b>16</b>	<b>9</b>	<b>11</b>	<b>31</b>	<b>2,49,479</b>	<b>3,28,615</b>	<b>1,67,504</b>	<b>1,64,525</b>	<b>5,00,770</b>
Share of Bengal . . . . .	9	10	..	9	13	25,635	28,359	1,437	49,225	4,881
" Bombay . . . . .	429	323	211	201	306	1,92,07,330	1,52,73,277	1,05,35,082	1,00,53,827	82,72,971
" Sind . . . . .	..	..	..	..	46	..	..	..	..	3,22,179
" Madras . . . . .	..	..	..	1	..	..	..	..	29,152	..
<b>TOTAL . . . . .</b>	<b>438</b>	<b>333</b>	<b>211</b>	<b>211</b>	<b>365</b>	<b>1,92,38,005</b>	<b>1,53,01,636</b>	<b>1,06,80,519</b>	<b>1,01,28,204</b>	<b>86,00,031</b>
<b>Horns, tips and pieces of Horn (II. S)—(a)—</b>										
United Kingdom . . . . .	..	2	..	3	..	..	195	10	30	..
Hongkong . . . . .	4	2	4	..	1	4,020	580	500	300	1,200
<b>TOTAL BRITISH EMPIRE . . . . .</b>	<b>4</b>	<b>4</b>	<b>4</b>	<b>3</b>	<b>1</b>	<b>4,020</b>	<b>775</b>	<b>510</b>	<b>330</b>	<b>1,200</b>
China (exclusive of Hongkong and Macao) . . . . .	..	1	..	..	..	..	100	..	..	..
Share of Bengal . . . . .	1	3	..	..	..	20	689	..	300	..
" Bombay . . . . .	3	2	4	3	1	4,000	195	510	30	1,200
<b>TOTAL . . . . .</b>	<b>4</b>	<b>5</b>	<b>4</b>	<b>3</b>	<b>1</b>	<b>4,020</b>	<b>875</b>	<b>510</b>	<b>330</b>	<b>1,200</b>
<b>Instruments, Apparatus, and Appliances, and parts thereof—</b>										
<b>Electrical (III. F)—</b>										
United Kingdom . . . . .	..	..	..	..	..	1,58,676	1,23,865	2,91,019	1,26,314	1,08,226
Aden and Dependencies . . . . .	..	..	..	..	..	2,933	1,565	1,360	1,514	820
Bahrein Islands . . . . .	..	..	..	..	..	300	1,055	11,410	24,100	4,831
Ceylon . . . . .	..	..	..	..	..	39,937	58,405	41,013	45,730	24,781
Straits Settlements (including Labuan) . . . . .	..	..	..	..	..	11,222	34,323	9,514	3,121	20,204
Federated Malay States . . . . .	..	..	..	..	..	900	..	1,114	..	850
Hongkong . . . . .	..	..	..	..	..	..	..	..	187	6,792
Natal . . . . .	..	..	..	..	..	..	550	201	2,150	..
Kenya Colony . . . . .	..	..	..	..	..	6,142	8,588	8,093	3,227	4,413
Tanganyika Territory . . . . .	..	..	..	..	..	300	1,120	3,870	300	650
Seychelles . . . . .	..	..	..	..	..	4,774	2,360	1,400	..	100
Victoria . . . . .	..	..	..	..	..	..	..	..	50	100
New South Wales . . . . .	..	..	..	..	..	1,805	..	..	10	..
Australian Commonwealth (Total) . . . . .	..	..	..	..	..	11,805	..	..	60	100
Other British Possessions . . . . .	..	..	..	..	..	650	1,102	1,050	1,516	232
<b>TOTAL BRITISH EMPIRE . . . . .</b>	<b>..</b>	<b>..</b>	<b>..</b>	<b>..</b>	<b>..</b>	<b>2,27,630</b>	<b>2,32,937</b>	<b>3,70,553</b>	<b>2,08,279</b>	<b>1,72,049</b>
Denmark . . . . .	..	..	..	..	..	3,375	..	..	..	500
Germany . . . . .	..	..	..	..	..	22,918	18,133	36,517	36,345	5,061
Netherlands . . . . .	..	..	..	..	..	1,350	1,700	3,165	24,726	21,716
Belgium . . . . .	..	..	..	..	..	..	150	535	13,800	1,980
France . . . . .	..	..	..	..	..	5,376	1,575	2,102	4,510	3,392
Italy . . . . .	..	..	..	..	..	28,648	5,687	10,527	9,233	3,295

GENERAL EXPORTS

FOREIGN MERCHANDISE

No. 15—continued

ARTICLES, AND COUNTRIES OF FINAL DESTINATION; ALSO SHARE OF EACH PROVINCE	QUANTITY					VALUE				
	1927-28	1928-29	1929-30	1930-31	1931-32	1927-28	1928-29	1929-30	1930-31	1931-32
						R	R	R	R	R
<b>Instruments, Apparatus, and Appliances, and parts thereof—continued</b>										
<i>Electrical (III. F)—continued</i>										
Switzerland . . . . .	—	—	—	—	—	50	..	400	80	1,130
Austria . . . . .	—	—	—	—	—	..	..	1,383	125	..
Czechoslovakia . . . . .	—	—	—	—	—	..	..	105	5,265	1,040
Maskat Territory and Tru- cial Oman . . . . .	—	—	—	—	—	..	91	626	905	7,703
Other Native States in Arabia . . . . .	—	—	—	—	—	600	120	1,500	1,050	1,050
Iraq . . . . .	—	—	—	—	—	32,192	29,052	30,168	13,322	11,373
Persia . . . . .	—	—	—	—	—	11,303	19,287	26,680	14,443	7,302
Henjam Island . . . . .	—	—	—	—	—	..	3,410	..	..	..
Philippine Islands and Guam	—	—	—	—	—	..	4,500	..	..	..
Siam . . . . .	—	—	—	—	—	..	850	4,470	50	600
China (exclusive of Hong- kong and Macao) . . . . .	—	—	—	—	—	400	..	900	..	978
Japan . . . . .	—	—	—	—	—	400	957	2,216	1,005	725
Portuguese East Africa . . . . .	—	—	—	—	—	1,479	4,509	1,280	2,375	2,446
United States of America— Via Atlantic Coast . . . . .	—	—	—	—	—	13,200	12,892	3,907	39,334	1,20,663
„ Pacific „ . . . . .	—	—	—	—	—	..	..	..	6,050	..
Other Foreign Countries . . . . .	—	—	—	—	—	60	300	1,264	1,427	392
<b>TOTAL FOREIGN COUNTRIES</b>	—	—	—	—	—	<b>1,21,251</b>	<b>1,03,213</b>	<b>1,27,749</b>	<b>1,79,845</b>	<b>1,92,331</b>
<i>Share of Bengal</i>	—	—	—	—	—	<i>1,50,734</i>	<i>53,362</i>	<i>2,27,151</i>	<i>1,51,775</i>	<i>1,40,133</i>
„ Bombay . . . . .	—	—	—	—	—	<i>1,33,623</i>	<i>1,50,999</i>	<i>2,05,121</i>	<i>3,01,339</i>	<i>1,34,460</i>
„ Sind . . . . .	—	—	—	—	—	<i>7,157</i>	<i>17,933</i>	<i>12,752</i>	<i>9,601</i>	<i>5,129</i>
„ Madras . . . . .	—	—	—	—	—	<i>10,744</i>	<i>23,347</i>	<i>17,497</i>	<i>12,938</i>	<i>3,402</i>
„ Burma . . . . .	—	—	—	—	—	<i>16,377</i>	<i>40,559</i>	<i>32,731</i>	<i>12,421</i>	<i>76,236</i>
<b>TOTAL</b>	—	—	—	—	—	<b>3,43,890</b>	<b>3,26,150</b>	<b>4,93,302</b>	<b>3,38,124</b>	<b>3,64,430</b>
<i>Musical (III. D)—</i>										
Talking machines and ac- cessories—										
United Kingdom . . . . .	—	—	—	—	—	3,695	6,753	20,331	1,45,239	91,007
Ceylon . . . . .	—	—	—	—	—	26,574	6,191	2,331	4,406	2,367
Straits Settlements (including Labuan) . . . . .	—	—	—	—	—	47,853	15,220	2,355	2,400	4,426
Federated Malay States . . . . .	—	—	—	—	—	13,231	100	3,039	..	4,031
Zanzibar and Pemba . . . . .	—	—	—	—	—	700	500	..	..	1,146
Kenya Colony . . . . .	—	—	—	—	—	7,400	9,473	4,330	150	5,605
Mauritius and Dependencies . . . . .	—	—	—	—	—	1,900	1,250	..	500	..
Other British Possessions . . . . .	—	—	—	—	—	912	1,125	1,305	263	1,695
<b>TOTAL BRITISH EMPIRE</b>	—	—	—	—	—	<b>1,07,315</b>	<b>40,617</b>	<b>36,292</b>	<b>1,52,938</b>	<b>1,10,827</b>
Germany . . . . .	—	—	—	—	—	3,675	610	3,240	13,034	1,306
France . . . . .	—	—	—	—	—	256	400	639	2,150	435
Sumatra . . . . .	—	—	—	—	—	50	..	1,036	..	..
Siam . . . . .	—	—	—	—	—	3,700	6,717	..	270	..
Japan . . . . .	—	—	—	—	—	400	..	1,274	300	475
Tunis . . . . .	—	—	—	—	—	..	4,630	..	..	..
United States of America— Via Atlantic Coast . . . . .	—	—	—	—	—	..	3,410	250	50	16,347
Other Foreign Countries . . . . .	—	—	—	—	—	3,522	2,503	2,167	420	2,736
<b>TOTAL FOREIGN COUNTRIES,</b>	—	—	—	—	—	<b>16,603</b>	<b>13,325</b>	<b>3,656</b>	<b>21,724</b>	<b>21,939</b>
<i>Share of Bengal</i>	—	—	—	—	—	<i>33,341</i>	<i>30,525</i>	<i>14,469</i>	<i>33,366</i>	<i>76,356</i>
„ Bombay . . . . .	—	—	—	—	—	<i>23,325</i>	<i>22,352</i>	<i>13,443</i>	<i>33,243</i>	<i>27,703</i>
„ Sind . . . . .	—	—	—	—	—	<i>2,413</i>	<i>930</i>	<i>7,017</i>	<i>1,707</i>	<i>1,335</i>
„ Madras . . . . .	—	—	—	—	—	<i>50</i>	<i>533</i>	<i>435</i>	<i>10,041</i>	<i>22,342</i>
„ Burma . . . . .	—	—	—	—	—	<i>4,734</i>	<i>4,047</i>	<i>4,536</i>	<i>6,360</i>	<i>4,335</i>
<b>TOTAL</b>	—	—	—	—	—	<b>1,23,913</b>	<b>53,942</b>	<b>44,948</b>	<b>1,74,712</b>	<b>1,32,316</b>

No. 15—continued

ARTICLES, AND COUNTRIES OF FINAL DESTINATION; ALSO SHARE OF EACH PROVINCE	QUANTITY					VALUE				
	1927-28	1928-29	1929-30	1930-31	1931-32	1927-28	1928-29	1929-30	1930-31	1931-32
						R	R	R	R	R
<b>Instruments, Apparatus, and Appliances, and parts thereof—continued</b>										
<i>Musical (III. D)—continued</i>										
Other sorts—										
United Kingdom . . . . .	—	—	—	—	—	34,576	18,875	21,048	21,911	51,248
Aden and Dependencies . . . . .	—	—	—	—	—	1,415	319	1,270	490	1,250
Ceylon . . . . .	—	—	—	—	—	5,744	13,389	13,248	21,335	4,809
Straits Settlements (including Labuan) . . . . .	—	—	—	—	—	3,700	8,987	5,168	1,625	645
Natal . . . . .	—	—	—	—	—	200	8,225	1,470	7,554	5,850
Kenya Colony . . . . .	—	—	—	—	—	1,300	1,125	1,670	450	2,250
Tanganyika Territory . . . . .	—	—	—	—	—	..	300	75	200	2,600
Mauritius and Dependencies . . . . .	—	—	—	—	—	2,635	1,800	2,150	250	..
Seychelles . . . . .	—	—	—	—	—	1,200	..	..	..	..
Other British Possessions . . . . .	—	—	—	—	—	2,250	2,373	1,390	1,014	750
<b>TOTAL BRITISH EMPIRE</b>	—	—	—	—	—	58,020	50,803	48,887	54,529	69,897
Germany . . . . .	—	—	—	—	—	11,435	2,072	930	3,495	1,400
France . . . . .	—	—	—	—	—	60	750	500	1,925	..
Netherlands . . . . .	—	—	—	—	—	1,605	..	..	..	..
Switzerland . . . . .	—	—	—	—	—	2,000	..	2,500	..	2,675
Italy . . . . .	—	—	—	—	—	..	2,000	..	1,600	..
Iraq . . . . .	—	—	—	—	—	210	575	1,145	900	350
Persia . . . . .	—	—	—	—	—	2,258	550	100	150	..
Java . . . . .	—	—	—	—	—	..	300	1,250	..	300
Japan . . . . .	—	—	—	—	—	2,000	..	..	..	..
United States of America— Via Atlantic Coast . . . . .	—	—	—	—	—	145	137	9,807	2,354	4,323
" Pacific " . . . . .	—	—	—	—	—	252	..	..	..	..
Other Foreign Countries . . . . .	—	—	—	—	—	150	..	490	360	611
<b>TOTAL FOREIGN COUNTRIES</b>	—	—	—	—	—	20,115	6,434	16,512	10,484	9,659
Share of Bengal . . . . .	—	—	—	—	—	18,208	18,883	23,513	18,168	27,769
" Bombay . . . . .	—	—	—	—	—	29,152	28,396	33,269	19,339	37,153
" Sind . . . . .	—	—	—	—	—	11,980	10,328	1,000	2,077	1,750
" Madras . . . . .	—	—	—	—	—	3,784	4,138	2,698	2,669	3,792
" Burma . . . . .	—	—	—	—	—	10,001	82	4,519	22,560	3,592
<b>TOTAL</b>	—	—	—	—	—	78,135	56,827	64,899	65,318	79,056
<i>Optical (III. D)—</i>										
United Kingdom . . . . .	—	—	—	—	—	2,735	3,540	1,604	8,687	1,083
Kenya Colony . . . . .	—	—	—	—	—	1,245	150	..	100	..
Tanganyika Territory . . . . .	—	—	—	—	—	1,545	400	325	..	..
Other British Possessions . . . . .	—	—	—	—	—	415	396	748	560	72
<b>TOTAL BRITISH EMPIRE</b>	—	—	—	—	—	5,940	4,386	2,672	9,297	1,155
Germany . . . . .	—	—	—	—	—	11,622	435	2,116	490	5,625
Other Foreign Countries . . . . .	—	—	—	—	—	1,092	1,480	3,131	792	973
<b>TOTAL FOREIGN COUNTRIES</b>	—	—	—	—	—	12,714	1,915	5,247	1,282	6,598
Share of Bengal . . . . .	—	—	—	—	—	3,959	336	1,187	7,731	5,438
" Bombay . . . . .	—	—	—	—	—	12,463	4,935	4,433	2,220	2,015
" Sind . . . . .	—	—	—	—	—	578	..	..	50	50
" Madras . . . . .	—	—	—	—	—	1,873	560	2,399	47	200
" Burma . . . . .	—	—	—	—	—	..	460	..	100	..
<b>TOTAL</b>	—	—	—	—	—	18,657	6,291	7,919	10,579	7,753

GENERAL EXPORTS

( 924 )

FOREIGN MERCHANDISE

No. 15—continued

ARTICLES, AND COUNTRIES OF FINAL DESTINATION; ALSO SHARE OF EACH PROVINCE	QUANTITY					VALUE				
	1927-28	1928-29	1929-30	1930-31	1931-32	1927-28	1928-29	1929-30	1930-31	1931-32
	R	R	R	R	R	R	R	R	R	R
<b>Instruments, Apparatus, and Appliances, and parts thereof—continued</b>										
<i>Photographic (III. D)—</i>										
United Kingdom . . . . .	—	—	—	—	—	1,20,051	12,096	23,321	31,810	42,653
Ceylon . . . . .	—	—	—	—	—	7,502	13,191	17,022	20,111	90,493
Straits Settlements (including Labuan) . . . . .	—	—	—	—	—	48,125	50,431	86,456	1,29,080	50,855
Hongkong . . . . .	—	—	—	—	—	..	..	..	..	12,513
Zanzibar and Pemba . . . . .	—	—	—	—	—	..	1,045	..	7,010	8,000
Kenya Colony . . . . .	—	—	—	—	—	3,000	300	5,327	6,909	8,470
Mauritius and Dependencies . . . . .	—	—	—	—	—	..	..	..	7,110	..
Western Australia . . . . .	—	—	—	—	—	..	..	..	640	..
Victoria . . . . .	—	—	—	—	—	..	575	..	..	500
<i>Australian Commonwealth</i> (Total) . . . . .	—	—	—	—	—	..	575	..	640	500
Fiji Islands . . . . .	—	—	—	—	—	..	..	..	..	1,500
Other British Possessions . . . . .	—	—	—	—	—	200	900	1,575	1,074	220
<b>TOTAL BRITISH EMPIRE</b>	—	—	—	—	—	1,88,478	80,096	1,34,201	2,03,134	2,27,215
Denmark . . . . .	—	—	—	—	—	..	12,355	..	..	..
Germany . . . . .	—	—	—	—	—	16,251	32,885	24,773	80,803	22,936
Belgium . . . . .	—	—	—	—	—	2,477	32	447	50	455
France . . . . .	—	—	—	—	—	1,870	6	11,496	5,845	21,400
Italy . . . . .	—	—	—	—	—	5,023	677	..	..	..
Persia . . . . .	—	—	—	—	—	875	1,561	1,095	7,727	50
Egypt . . . . .	—	—	—	—	—	..	..	..	2,855	..
Java . . . . .	—	—	—	—	—	..	1,075	685	2,237	3,150
Siam . . . . .	—	—	—	—	—	1,241	3,000	3,024	..	..
Indo-China (including Cochinchina, China, Cambodia, Annam, Tonkin and French leased territories in China) . . . . .	—	—	—	—	—	..	..	..	..	1,000
China (exclusive of Hongkong and Macao) . . . . .	—	—	—	—	—	..	635	1,918	4,969	710
Japan . . . . .	—	—	—	—	—	450	..	5,349	300	2,250
United States of America— Via Atlantic Coast . . . . .	—	—	—	—	—	6,648	10,419	72,293	80,337	1,08,387
" Pacific " . . . . .	—	—	—	—	—	..	95	..	15,367	27,259
Other Foreign Countries . . . . .	—	—	—	—	—	200	80	728	1,530	1,700
<b>TOTAL FOREIGN COUNTRIES</b>	—	—	—	—	—	35,040	62,820	1,21,808	1,54,520	1,89,282
<i>Share of Bengal</i>	—	—	—	—	—	1,405	26,266	26,025	22,176	21,344
" Bombay . . . . .	—	—	—	—	—	1,63,922	58,737	90,733	1,04,591	2,48,623
" Sind . . . . .	—	—	—	—	—	3,455	1,131	3,025	20,895	12,227
" Madras . . . . .	—	—	—	—	—	1,779	8,027	59,853	55,297	62,836
" Burma . . . . .	—	—	—	—	—	53,657	48,707	76,363	1,48,692	71,467
<b>TOTAL</b>	—	—	—	—	—	2,23,518	1,42,918	2,56,009	3,57,651	4,16,407
<b>Other kinds (III. D)—</b>										
United Kingdom . . . . .	—	—	—	—	—	92,627	1,55,111	98,054	1,34,501	1,08,416
Aden and Dependencies . . . . .	—	—	—	—	—	933	..	346	1,037	400
Malta and Gozo . . . . .	—	—	—	—	—	..	..	..	..	4,000
Bahrain Islands . . . . .	—	—	—	—	—	2,777	40	1,099	2,379	2,910
Ceylon . . . . .	—	—	—	—	—	37,710	27,190	17,660	17,616	11,020
Straits Settlements (including Labuan) . . . . .	—	—	—	—	—	31,265	18,742	12,656	2,699	4,818
Federated Malay States . . . . .	—	—	—	—	—	3,573	480	842	1,080	..
Hongkong . . . . .	—	—	—	—	—	2,960	646	140	..	1,480
Kenya Colony . . . . .	—	—	—	—	—	5,138	7,530	3,377	1,388	950
Tanganyika Territory . . . . .	—	—	—	—	—	600	812	1,850	534	300
Western Australia . . . . .	—	—	—	—	—	450	..	..	..	..
South Australia (including Northern Territory) . . . . .	—	—	—	—	—	..	..	..	..	..
Victoria . . . . .	—	—	—	—	—	..	266	..	800	665
New South Wales . . . . .	—	—	—	—	—	52	2,402	1,000	1,500	925
<i>Australian Commonwealth</i> (Total) . . . . .	—	—	—	—	—	502	2,668	1,000	1,800	13,989
Other British Possessions . . . . .	—	—	—	—	—	1,030	1,543	455	2,013	800
<b>TOTAL BRITISH EMPIRE</b>	—	—	—	—	—	1,79,165	2,14,262	1,32,479	1,55,056	2,09,752
Sweden . . . . .	—	—	—	—	—	8,000	200	..	1,690	350
Denmark . . . . .	—	—	—	—	—	..	..	..	12,000	..
Germany . . . . .	—	—	—	—	—	10,704	23,591	11,525	14,432	31,738
Netherlands . . . . .	—	—	—	—	—	600	1,280	25,063	15,192	1,735
Belgium . . . . .	—	—	—	—	—	100	..	1,686	2,531	4,435
France . . . . .	—	—	—	—	—	..	11,070	4,066	1,166	2,084
Italy . . . . .	—	—	—	—	—	2,490	25	4,600	11,552	2,425
Switzerland . . . . .	—	—	—	—	—	..	..	..	..	3,000
Mascat Territory and Trucial Oman . . . . .	—	—	—	—	—	..	..	..	..	..
Iraq . . . . .	—	—	—	—	—	905	730	75	1,278	..
Persia . . . . .	—	—	—	—	—	3,509	3,344	8,376	6,842	402
Siam . . . . .	—	—	—	—	—	5,425	10,481	9,164	14,518	640
Japan . . . . .	—	—	—	—	—	..	1,793	3,025	510	30
Portuguese East Africa . . . . .	—	—	—	—	—	..	..	..	1,185	550
United States of America— Via Atlantic Coast . . . . .	—	—	—	—	—	..	..	50	132	1,757
" Pacific " . . . . .	—	—	—	—	—	11,023	51,978	21,330	24,076	77,050
Other Foreign Countries . . . . .	—	—	—	—	—	2,070	..	..	..	125
<b>TOTAL FOREIGN COUNTRIES</b>	—	—	—	—	—	930	615	495	170	1,235
<b>TOTAL</b>	—	—	—	—	—	47,641	1,05,327	60,075	1,08,054	1,28,575

No. 15—continued

ARTICLES, AND COUNTRIES OF FINAL DESTINATION; ALSO SHARE OF EACH PROVINCE	QUANTITY					VALUE				
	1927-28	1928-29	1929-30	1930-31	1931-32	1927-28	1928-29	1929-30	1930-31	1931-32
						R	R	R	R	R
<b>Instruments, Apparatus, and Appliances, and parts thereof—continued</b>										
<i>Other kinds (III. D)—contd.</i>										
Share of Bengal . . . . .	—	—	—	—	—	59,841	1,04,670	72,739	1,10,367	2,11,330
„ Bombay . . . . .	—	—	—	—	—	65,607	1,52,308	1,05,432	1,16,457	78,061
„ Sind . . . . .	—	—	—	—	—	8,827	7,818	4,011	6,978	5,615
„ Madras . . . . .	—	—	—	—	—	37,276	32,589	17,356	10,817	18,187
„ Burma . . . . .	—	—	—	—	—	32,356	22,304	23,016	27,999	26,134
<b>TOTAL</b>	—	—	—	—	—	2,26,806	3,19,689	2,22,564	2,78,110	3,38,327
<b>Total value of Instruments, Appa- ratus, and Appliances, and parts thereof—</b>										
United Kingdom . . . . .	—	—	—	—	—	4,26,960	3,20,645	4,51,827	4,68,452	4,62,628
Aden and Dependencies . . . . .	—	—	—	—	—	5,559	1,934	3,686	8,041	2,540
Malta and Gozo . . . . .	—	—	—	—	—	..	..	..	..	4,000
Bahrain Islands . . . . .	—	—	—	—	—	3,577	1,520	12,509	26,551	7,741
Ceylon Straits Settlements (including Labuan) . . . . .	—	—	—	—	—	1,17,632	1,18,627	92,407	1,09,458	1,40,575
Federated Malay States . . . . .	—	—	—	—	—	1,42,165	1,27,706	1,16,948	1,38,905	86,948
Hongkong . . . . .	—	—	—	—	—	17,954	2,090	5,665	1,264	4,931
Natal . . . . .	—	—	—	—	—	3,760	1,488	140	447	20,994
Zanzibar and Pemba . . . . .	—	—	—	—	—	200	3,835	2,051	11,025	6,400
Kenya Colony . . . . .	—	—	—	—	—	1,450	3,100	1,159	7,655	9,531
Tanganyika Territory . . . . .	—	—	—	—	—	24,228	27,166	23,847	11,624	21,694
Mauritius and Dependencies . . . . .	—	—	—	—	—	2,445	2,782	6,870	1,150	4,475
Seychelles . . . . .	—	—	—	—	—	4,535	3,050	2,300	8,460	72
Western Australia South Australia (including Northern Territory)	—	—	—	—	—	6,703	2,910	1,525	1,015	130
Victoria . . . . .	—	—	—	—	—	450	..	..	640	..
New South Wales Australian Commonwealth (Total) . . . . .	—	—	—	—	—	700	..	..	..	605
Fiji Islands . . . . .	—	—	—	—	—	..	1,441	650	350	1,585
Other British Possessions . . . . .	—	—	—	—	—	1,957	2,502	1,000	1,510	12,389
<b>TOTAL BRITISH EMPIRE</b>	—	—	—	—	—	3,107	3,943	1,850	2,500	14,639
Sweden . . . . .	—	—	—	—	—	..	114	..	198	1,580
Denmark . . . . .	—	—	—	—	—	1,285	1,543	1,700	1,829	1,417
Germany . . . . .	—	—	—	—	—	7,61,560	6,22,693	7,24,584	7,93,583	7,90,395
Netherlands . . . . .	—	—	—	—	—	3,010	200	..	2,572	450
Belgium . . . . .	—	—	—	—	—	3,375	12,355	..	12,000	500
France . . . . .	—	—	—	—	—	82,605	77,716	79,101	1,03,599	68,700
Switzerland . . . . .	—	—	—	—	—	4,055	3,000	23,228	39,918	24,444
Italy . . . . .	—	—	—	—	—	2,577	182	2,698	16,381	6,870
Austria . . . . .	—	—	—	—	—	7,462	13,801	19,689	15,361	27,361
Czechoslovakia . . . . .	—	—	—	—	—	2,350	..	2,950	200	7,005
Mascat Territory and Trucial Oman Other Native States in Arabia . . . . .	—	—	—	—	—	30,366	8,443	15,427	22,385	6,115
Iraq . . . . .	—	—	—	—	—	..	..	1,333	125	..
Persia . . . . .	—	—	—	—	—	..	..	446	5,665	1,000
Honjam Island . . . . .	—	—	—	—	—	1,037	946	1,688	3,108	7,703
Sumatra . . . . .	—	—	—	—	—	600	725	1,620	1,350	2,027
Java . . . . .	—	—	—	—	—	36,874	33,506	41,832	36,429	14,295
Slam Indo-China (including Cochin China, Cambodia, Anam, Tonkin and French leased territories in China) . . . . .	—	—	—	—	—	20,945	33,079	37,849	36,838	8,926
Philippine Islands and Guam . . . . .	—	—	—	—	—	900	3,410	..	..	..
China (exclusive of Hongkong and Macao) . . . . .	—	—	—	—	—	250	..	1,086	..	200
Japan . . . . .	—	—	—	—	—	..	1,629	2,607	2,537	3,600
Tunis . . . . .	—	—	—	—	—	10,361	12,365	10,519	830	630
Egypt . . . . .	—	—	—	—	—	..	..	..	350	1,000
Portuguese East Africa . . . . .	—	—	—	—	—	50	4,950	..	..	..
United States of America— Fid Atlantic Coast . . . . .	—	—	—	—	—	525	685	2,930	4,969	1,916
„ Pacific „ . . . . .	—	—	—	—	—	4,026	957	8,339	3,927	4,000
Other Foreign Countries . . . . .	—	—	—	—	—	..	4,080	..	..	..
<b>TOTAL FOREIGN COUNTRIES</b>	—	—	—	—	—	..	306	843	2,650	42
	—	—	—	—	—	1,620	5,514	1,905	2,867	5,180
	—	—	—	—	—	31,916	78,926	1,07,587	1,47,231	3,27,675
	—	—	—	—	—	2,282	95	..	24,417	27,375
	—	—	—	—	—	200	600	1,125	..	580
	—	—	—	—	—	2,53,364	2,98,124	3,70,047	4,75,009	5,48,484

GENERAL EXPORTS

( 926 )

FOREIGN MERCHANDISE

No. 15—continued

ARTICLES, AND COUNTRIES OF FINAL DESTINATION; ALSO SHARE OF EACH PROVINCE	QUANTITY					VALUE				
	1927-28	1928-29	1929-30	1930-31	1931-32	1927-28	1928-29	1929-30	1930-31	1931-32
						R	R	R	R	R
<b>Instruments, Apparatus, and Appliances and parts thereof—concluded</b>										
<i>Total value of Instruments, Apparatus and Appliances and parts thereof—continued</i>										
Share of Bengal . . . . .	—	—	—	—	—	3,82,538	2,74,842	3,55,084	4,09,073	4,32,470
“ Bombay . . . . .	—	—	—	—	—	4,25,487	4,17,427	4,60,430	5,02,699	5,23,020
“ Sind . . . . .	—	—	—	—	—	34,419	38,240	27,806	47,308	26,756
“ Madras . . . . .	—	—	—	—	—	55,305	74,149	1,00,098	92,290	1,15,759
“ Burma . . . . .	—	—	—	—	—	1,17,175	1,16,459	1,41,214	2,18,123	1,85,874
<b>TOTAL</b>	—	—	—	—	—	10,14,924	9,20,817	10,04,631	12,69,492	13,88,879
<b>Ivory—Unmanufactured (II. S)—</b>										
	Lbs.	Lbs.	Lbs.	Lbs.	Lbs.					
United Kingdom . . . . .	3,772	3,744	2,652	1,051	78	27,349	27,993	17,927	6,085	358
Hongkong . . . . .	6,664	8,428	3,366	3,803	4,708	37,214	45,070	15,210	12,700	28,290
Mauritius and Dependencies	..	..	137	..	..	..	..	2,000	..	..
<b>TOTAL BRITISH EMPIRE</b>	10,436	12,172	6,155	4,859	4,786	64,563	73,063	35,137	18,785	28,648
Germany . . . . .	..	1,230	287	..	..	..	2,842	3,000	..	..
China (exclusive of Hongkong and Macão) . . . . .	1,314	..	672	..	..	10,100	..	3,000	..	..
Japan . . . . .	22,249	4,356	6,341	2,872	392	1,40,610	26,450	38,570	17,166	2,000
<b>TOTAL FOREIGN COUNTRIES</b>	23,563	5,586	7,300	2,872	392	1,56,716	29,292	44,570	17,166	2,000
Share of Bombay . . . . .	33,999	17,758	13,455	7,731	5,178	2,21,279	1,02,355	79,707	35,950	30,848
<b>Manufactured (III. V)—</b>										
United Kingdom . . . . .	—	—	—	—	—	1,585	..	6,535	161	582
Other British Possessions . . . . .	—	—	—	—	—	..	100	620	..	243
<b>TOTAL BRITISH EMPIRE</b>	—	—	—	—	—	1,585	100	7,155	161	825
Japan . . . . .	—	—	—	—	—	..	700	..	..	1,004
United States of America—Via Atlantic Coast . . . . .	—	—	—	—	—	603	..	900	38,512	..
Other Foreign Countries . . . . .	—	—	—	—	—	300	312	..	750	..
<b>TOTAL FOREIGN COUNTRIES</b>	—	—	—	—	—	903	1,012	900	39,262	1,004
Share of Bengal . . . . .	—	—	—	—	—	300	262	1,520	33,512	1,004
“ Bombay . . . . .	—	—	—	—	—	1,055	850	6,535	791	825
“ Madras . . . . .	—	—	—	—	—	..	..	..	100	..
“ Burma . . . . .	—	—	—	—	—	633	..	..	20	..
<b>TOTAL</b>	—	—	—	—	—	2,488	1,112	8,055	34,423	1,829
<b>Total value of Ivory</b>	—	—	—	—	—	2,23,767	1,03,467	87,762	70,378	32,477
<b>Jewellery (excluding imitation Jewellery and precious stones and pearls, unset), also Plate of Gold and Silver—</b>										
<b>Jewellery (III. V)—</b>										
United Kingdom . . . . .	—	—	—	—	—	28,451	14,684	39,711	45,035	40,314
Bahrain Islands . . . . .	—	—	—	—	—	..	1,140	16,000	1,500	..
Ceylon . . . . .	—	—	—	—	—	7,400	..	4,100	..	..
Straits Settlements (including Labuan) . . . . .	—	—	—	—	—	82,604	..	..	..	..
Cape of Good Hope . . . . .	—	—	—	—	—	..	..	1,000	..	..
Kenya Colony . . . . .	—	—	—	—	—	..	..	..	1,167	3,700
Zanzibar and Pemba . . . . .	—	—	—	—	—	..	..	..	..	..
Canada—										
Via Atlantic Coast . . . . .	—	—	—	—	—	..	2,416	..	3,370	..
“ Pacific ” . . . . .	—	—	—	—	—	2,000	..	..	1,334	..
Other British Possessions . . . . .	—	—	—	—	—	775	..	295	610	185
<b>TOTAL BRITISH EMPIRE</b>	—	—	—	—	—	1,21,230	18,240	61,109	53,016	44,199
Germany . . . . .	—	—	—	—	—	11,431	170	5,268	..	..
Belgium . . . . .	—	—	—	—	—	10,000	..	..	..	..

No. 15—continued

ARTICLES, AND COUNTRIES OF FINAL DESTINATION; ALSO SHARE OF EACH PROVINCE	QUANTITY					VALUE				
	1927-28	1928-29	1929-30	1930-31	1931-32	1927-28	1928-29	1929-30	1930-31	1931-32
<b>Jewellery (excluding imitation Jewellery and precious stones and pearls, unset), also Plate of Gold and Silver—continued</b>						R	R	R	R	R
<i>Jewellery (III, V)—contd.</i>										
Italy	—	—	—	—	—	170	..	80	1,817	..
Mascat Territory and Trucial Oman	—	—	—	—	—	..	..	9,200	..	2,180
Other Native States in Arabia	—	—	—	—	—	2,400	..	..	2,485	..
United States of America—Vid Atlantic Coast	—	—	—	—	—	955	1,575	208	16,000	..
Other Foreign Countries	—	—	—	—	—	1,810	550	..	..	..
<b>TOTAL FOREIGN COUNTRIES</b>	—	—	—	—	—	<b>26,266</b>	<b>8,104</b>	<b>14,751</b>	<b>21,242</b>	<b>2,180</b>
<i>Share of Bengal</i>	—	—	—	—	—	<b>1,21,550</b>	<b>11,047</b>	<b>18,723</b>	<b>56,275</b>	<b>31,934</b>
" Bombay	—	—	—	—	—	<b>9,145</b>	<b>4,381</b>	<b>42,370</b>	<b>13,771</b>	<b>6,770</b>
" Sind	—	—	—	—	—	<b>390</b>	..	..	<b>3,600</b>	..
" Madras	—	—	—	—	—	<b>4,212</b>	<b>40</b>	<b>240</b>	<b>612</b>	<b>2,745</b>
" Burma	—	—	—	—	—	<b>12,199</b>	<b>6,876</b>	<b>14,027</b>	..	<b>4,880</b>
<b>TOTAL</b>	—	—	—	—	—	<b>1,47,496</b>	<b>21,844</b>	<b>75,860</b>	<b>74,258</b>	<b>40,379</b>
<b>Plate of Gold and Silver (III, V)—</b>										
United Kingdom	—	—	—	—	—	1,49,544	99,798	1,50,882	2,30,084	2,31,027
Gibraltar	—	—	—	—	—	..	..	..	..	1,000
Aden and Dependencies	—	—	—	—	—	2,300	2,000	400	..	2,880
Ceylon	—	—	—	—	—	4,710	1,200	3,743	315	5,384
Straits Settlements (including Labuan)	—	—	—	—	—	390	5,050	..	711	100
Hongkong	—	—	—	—	—	..	1,500	..	200	..
Natal	—	—	—	—	—	502	..	..	1,050	500
Cape of Good Hope	—	—	—	—	—	3,750	..	..	..	..
Kenya Colony	—	—	—	—	—	2,000	410	..	750	..
Canada—										
Vid Atlantic Coast	—	—	—	—	—	..	1,700	..	..	2,150
" Pacific "	—	—	—	—	—	..	..	..	800	..
South Australia	—	—	—	—	—	..	..	600	..	..
Victoria	—	—	—	—	—	..	..	400	..	..
New South Wales	—	—	—	—	—	..	..	1,250	5,300	..
Tasmania	—	—	—	—	—	..	..	..	..	1,950
<i>Australian Commonwealth (Total)</i>	—	—	—	—	—	..	..	<b>2,250</b>	<b>6,300</b>	<b>1,950</b>
Other British Possessions	—	—	—	—	—	682	1,000	564	..	1,100
<b>TOTAL BRITISH EMPIRE</b>	—	—	—	—	—	<b>1,68,878</b>	<b>1,12,652</b>	<b>1,57,339</b>	<b>2,42,190</b>	<b>2,46,491</b>
Germany	—	—	—	—	—	..	..	765	200	1,745
Netherlands	—	—	—	—	—	..	..	500	2,020	..
Belgium	—	—	—	—	—	1,300	..	..	..	..
France	—	—	—	—	—	12,000	950	29,200	4,150	17,458
Spain	—	—	—	—	—	..	..	..	..	2,000
Switzerland	—	—	—	—	—	..	..	1,000	..	..
Italy	—	—	—	—	—	..	3,275	..	2,570	..
Greece	—	—	—	—	—	..	8,000	..	..	..
Iraq	—	—	—	—	—	2,500	..	..	..	..
Persia	—	—	—	—	—	25	70	4,110	525	50
Egypt	—	—	—	—	—	715	..	3,300	..	..
United States of America—Vid Atlantic Coast	—	—	—	—	—	690	1,004	5,957	918	8,100
" Pacific "	—	—	—	—	—	..	1,700	1,800	150	..
Other Foreign Countries	—	—	—	—	—	..	350	400	..	..
<b>TOTAL FOREIGN COUNTRIES</b>	—	—	—	—	—	<b>17,230</b>	<b>11,249</b>	<b>46,732</b>	<b>10,538</b>	<b>29,348</b>
<i>Share of Bengal</i>	—	—	—	—	—	<b>5,430</b>	<b>9,054</b>	<b>7,081</b>	<b>38,859</b>	<b>20,250</b>
" Bombay	—	—	—	—	—	<b>1,45,887</b>	<b>93,772</b>	<b>1,58,211</b>	<b>1,61,661</b>	<b>1,93,021</b>
" Sind	—	—	—	—	—	<b>7,725</b>	<b>119</b>	<b>7,560</b>	<b>20,440</b>	<b>9,967</b>
" Madras	—	—	—	—	—	<b>13,665</b>	<b>14,220</b>	<b>24,102</b>	<b>15,835</b>	<b>23,026</b>
" Burma	—	—	—	—	—	<b>3,401</b>	<b>6,667</b>	<b>7,117</b>	<b>21,928</b>	<b>29,575</b>
<b>TOTAL</b>	—	—	—	—	—	<b>1,81,108</b>	<b>1,23,002</b>	<b>2,04,071</b>	<b>2,58,723</b>	<b>2,75,839</b>
<b>Total value of Jewellery, also plate of Gold and Silver</b>	—	—	—	—	—	<b>3,28,604</b>	<b>1,45,246</b>	<b>2,79,931</b>	<b>3,32,981</b>	<b>3,22,218</b>

GENERAL EXPORTS

( 928 )

FOREIGN MERCHANDISE

No. 15—continued

ARTICLES, AND COUNTRIES OF FINAL DESTINATION; ALSO SHARE OF EACH PROVINCE	QUANTITY					VALUE				
	1927-28	1928-29	1929-30	1930-31	1931-32	1927-28	1928-29	1929-30	1930-31	1931-32
<b>Leather—</b>										
<i>Hides, tanned or dressed</i> (III. I)—	Tons	Tons	Tons	Tons	Tons	₹	₹	₹	₹	₹
United Kingdom	..	1	..	..	..	..	2,050	..	..	3,500
Straits Settlements (including Labuan)	..	..	8	..	..	..	..	1,350	715	..
Other British possessions	..	..	..	..	..	..	..	..	..	..
<b>TOTAL BRITISH EMPIRE</b>	..	1	8	..	..	..	2,050	1,350	715	3,500
United States of America— Via Atlantic Coast.	1	..	..	..	..	8,600	..	..	..	..
Other Foreign Countries	..	..	..	..	..	..	235	..	..	..
<b>TOTAL FOREIGN COUNTRIES</b>	1	..	..	..	..	8,600	235	..	..	..
<b>TOTAL</b>	1	1	8	..	..	8,600	2,285	1,350	715	3,500
<i>Share of Bengal</i>	1	..	..	..	..	8,600	..	..	715	3,500
" Bombay	..	..	..	..	..	..	235	..	..	..
" Madras	..	1	..	..	..	..	2,650	..	..	..
" Burma	..	..	8	..	..	..	..	1,350	..	..
<b>TOTAL</b>	1	1	8	..	..	8,600	2,885	1,350	715	3,500
<b>Skins, tanned or dressed</b> (III. I)—	Tons	Tons	Tons	Tons	Tons					
United Kingdom	8	7	9	25	1	1,36,043	4,16,640	2,28,424	3,87,647	8,050
Ceylon	..	..	..	..	..	..	..	174	..	..
<b>TOTAL BRITISH EMPIRE</b>	8	7	9	25	1	1,36,043	4,16,640	2,28,598	3,87,647	8,050
Germany	..	2	..	1	..	100	67,000	..	44,000	4,240
France	..	..	..	..	..	..	2,250	2,925	11,400	..
Italy	..	..	..	..	..	..	780	6,000	..	..
Greece	..	..	..	..	..	..	..	2,000	..	..
Iraq	..	..	..	..	..	..	..	2,200	..	..
Persia	..	..	..	..	..	..	50	..	4,000	800
Japan	..	1	..	..	..	..	13,456	..	..	..
United States of America— Via Atlantic Coast	2	..	..	3	..	36,838	42,725	32,370	1,25,792	200
<b>TOTAL FOREIGN COUNTRIES</b>	2	3	..	4	..	36,938	1,26,261	45,495	1,85,192	5,330
<b>TOTAL</b>	10	10	9	29	1	1,73,981	5,42,901	2,74,093	5,72,839	13,380
<i>Share of Bengal</i>	2	1	..	..	1	..	50	1,350	..	6,240
" Bombay	..	..	..	..	..	60,723	7,130	4,300	..	5,450
" Sind	8	9	9	29	..	1,13,203	5,35,721	2,67,764	5,72,339	3,290
" Madras	..	..	..	..	..	..	..	174	..	..
" Burma	..	..	..	..	..	..	..	6	..	..
<b>TOTAL</b>	10	10	9	29	1	1,73,981	5,42,901	2,74,093	5,72,839	13,380
<b>Unwrought (III. I)—</b>	Cwts.	Cwts.	Cwts.	Cwts.	Cwts.					
United Kingdom	5	4	8	17	8	3,448	930	2,708	3,062	3,090
Hongkong	..	..	7	..	..	..	..	6,250	..	..
Zanzibar and Pemba.	..	..	..	3	1	..	..	175	1,155	650
Kenya Colony	..	..	..	60	36	..	..	4,350	4,350	5,245
Other British Possessions	1	1	1	6	8	100	365	527	700	450
<b>TOTAL BRITISH EMPIRE</b>	6	5	16	66	53	3,548	1,354	9,655	9,307	9,441
Germany	1	..	1	..	..	1,000	..	681	..	..
Syria	..	10	..	..	..	..	1,855	..	..	..
Iraq	39	30	..	..	26	6,558	6,595	..	..	2,820
Persia	67	13	10	11	7	11,030	5,260	3,725	7,917	4,055
United States of America— Via Atlantic Coast	26	3	6	12	1	13,932	2,500	4,293	3,101	1,200
Other Foreign Countries	..	1	..	..	..	..	200	..	..	..
<b>TOTAL FOREIGN COUNTRIES</b>	133	57	17	23	34	32,520	16,460	8,699	11,018	8,075
<b>TOTAL</b>	139	62	33	89	87	36,068	17,814	18,354	20,325	17,516
<i>Share of Bengal</i>	27	2	6	20	8	15,810	2,049	2,916	3,997	3,902
" Bombay	112	60	26	69	73	20,458	15,765	12,910	16,328	13,220
" Sind	..	..	..	..	1	..	..	..	..	394
" Madras	..	..	..	..	..	..	..	310	..	..
" Burma	..	..	3	..	..	..	..	2,212	..	..
<b>TOTAL</b>	139	62	33	89	87	36,068	17,814	18,354	20,325	17,516
<b>Manufactures (excluding Boots and Shoes) (III. I)—</b>										
United Kingdom	—	—	—	—	—	39,641	33,694	38,080	45,719	39,031
Aden and Dependencies	—	—	—	—	—	2,675	250	1,166	200	465
Ceylon	—	—	—	—	—	9,981	15,150	4,393	5,886	6,362
Straits Settlements (including Labuan)	—	—	—	—	—	850	976	70	1,290	..
Hongkong	—	—	—	—	—	5,110	12,030	4,668	..	7,060
Natal	—	—	—	—	—	1,000	140	275	140	..
Zanzibar and Pemba	—	—	—	—	—	1,000	850	850	480	850
Kenya Colony	—	—	—	—	—	10,499	9,097	4,105	5,922	10,781



No. 15—continued

ARTICLES, AND COUNTRIES OF FINAL DESTINATION; ALSO SHARE OF EACH PROVINCE	QUANTITY					VALUE				
	1927-28	1928-29	1929-30	1930-31	1931-32	1927-28	1928-29	1929-30	1930-31	1931-32
<b>Leather—continued</b>						R	R	R	R	R
<i>Manufactures excluding Boots and Shoes (III. T)—contd.</i>										
Tanganyika Territory . . . . .	—	—	—	—	—	3,050	3,156	2,230	275	350
Anglo-Egyptian Sudan . . . . .	—	—	—	—	—	1,800	..	..	120	..
Mauritius and Dependencies	—	—	—	—	—	3,155	1,200	..	200	..
Southern Australia (including Northern Territory).	—	—	—	—	—	..	2,000	..	..	..
Australian Commonwealth (Total) . . . . .	—	—	—	—	—	..	2,000	..	..	..
Other British Possessions . . . . .	—	—	—	—	—	506	875	235	180	347
<b>TOTAL BRITISH EMPIRE</b>	—	—	—	—	—	<b>84,767</b>	<b>79,327</b>	<b>1,06,615</b>	<b>60,362</b>	<b>65,236</b>
Germany . . . . .	—	—	—	—	—	1,900	3,124	1,106	9,495	10,768
Netherlands . . . . .	—	—	—	—	—	..	1,900	1,000	..	..
Belgium . . . . .	—	—	—	—	—	..	1,000	..	2,930	10,648
France . . . . .	—	—	—	—	—	605	..	..	1,529	140
Native States in Arabia other than Maskat Territory and Trucial Oman . . . . .	—	—	—	—	—	1,792	215	1,470	..	..
Iraq . . . . .	—	—	—	—	—	12,225	8,698	3,471	161	158
Persia . . . . .	—	—	—	—	—	4,360	1,156	6,705	1,158	390
Siam . . . . .	—	—	—	—	—	580	5,100	..	250	..
China (exclusive of Hong-kong and Macao) . . . . .	—	—	—	—	—	150	..	1,921	..	..
Portuguese East Africa . . . . .	—	—	—	—	—	10,370	3,873	1,990	1,729	700
United States of America—Vid Atlantic Coast . . . . .	—	—	—	—	—	11,022	825	4,624	7,132	15,621
“ Pacific “ . . . . .	—	—	—	—	—	..	..	..	10	..
Other Foreign Countries . . . . .	—	—	—	—	—	1,186	1,131	1,092	380	490
<b>TOTAL FOREIGN COUNTRIES</b>	—	—	—	—	—	<b>44,250</b>	<b>27,017</b>	<b>23,469</b>	<b>24,734</b>	<b>38,915</b>
Share of Bengal . . . . .	—	—	—	—	—	11,417	5,055	6,389	5,440	20,695
“ Bombay . . . . .	—	—	—	—	—	1,14,859	98,245	1,20,067	74,217	80,974
“ Sind . . . . .	—	—	—	—	—	656	934	2,163	3,121	480
“ Madras . . . . .	—	—	—	—	—	710	900	930	373	1,454
“ Burma . . . . .	—	—	—	—	—	1,375	1,120	635	1,990	548
<b>TOTAL</b>	—	—	—	—	—	<b>1,29,017</b>	<b>1,05,344</b>	<b>1,80,084</b>	<b>85,140</b>	<b>1,04,151</b>
<b>Total value of Leather.</b>	—	—	—	—	—	<b>3,47,611</b>	<b>6,69,944</b>	<b>4,23,881</b>	<b>6,70,025</b>	<b>1,39,147</b>
<b>Liquors—</b>										
<i>Wine, Beer, and Porter (I. D)—</i>										
United Kingdom . . . . .	Gals. 978	Gals. 2,048	Gals. 1,837	Gals. 1,740	Gals. 732	2,107	3,419	3,706	5,540	2,172
Ceylon . . . . .	51	149	298	32	24	200	657	1,493	152	40
Kenya Colony . . . . .	..	..	647	619	746	..	..	1,436	1,077	1,772
Other British Possessions . . . . .	177	195	241	63	278	625	665	499	222	335
<b>TOTAL BRITISH EMPIRE</b>	<b>1,206</b>	<b>2,392</b>	<b>2,578</b>	<b>2,464</b>	<b>1,780</b>	<b>3,022</b>	<b>4,741</b>	<b>7,224</b>	<b>6,991</b>	<b>4,319</b>
Germany . . . . .	43	86	714	2,026	54	170	304	2,407	3,366	208
France . . . . .	..	..	..	..	425	..	..	..	..	3,693
Maskat Territory and Trucial Oman . . . . .	106	70	220	337	530	414	278	700	1,204	1,421
Other Native States in Arabia . . . . .	388	693	411	35	358	1,049	2,637	1,338	108	1,562
Iraq . . . . .	497	286	87	268	211	2,015	1,101	315	1,201	1,029
Persia . . . . .	174	349	656	155	120	718	1,575	1,824	405	665
Henjam Island . . . . .	1,974	77	..	1,034	..	8,312	276	..	5,400	..
China (exclusive of Hongkong and Macao) . . . . .	5,200	42	..	..	..	11,250	170	..	..	..
Portuguese East Africa . . . . .	..	..	271	930	561	..	..	554	1,797	1,225
Other Foreign Countries . . . . .	70	169	..	121	22	141	705	..	457	44
<b>TOTAL FOREIGN COUNTRIES</b>	<b>8,452</b>	<b>1,762</b>	<b>3,329</b>	<b>5,006</b>	<b>2,281</b>	<b>24,060</b>	<b>7,046</b>	<b>7,698</b>	<b>18,938</b>	<b>14,347</b>
Share of Bengal . . . . .	5,213	178	96	374	547	12,310	705	636	1,513	9,071
“ Bombay . . . . .	2,208	3,343	3,747	4,003	1,326	6,431	8,318	10,217	12,005	5,333
“ Sind . . . . .	2,174	520	1,008	1,451	1,355	9,130	2,359	3,805	5,264	4,533
“ Madras . . . . .	12	..	8	28	249	18	..	33	95	663
“ Burma . . . . .	51	113	45	1,604	24	209	405	232	5,452	66
<b>TOTAL</b>	<b>9,658</b>	<b>4,154</b>	<b>4,903</b>	<b>7,460</b>	<b>4,061</b>	<b>27,091</b>	<b>11,787</b>	<b>14,922</b>	<b>25,929</b>	<b>19,666</b>

GENERAL EXPORTS

FOREIGN MERCHANDISE

( 930 )

No. 15—continued

ARTICLES, AND COUNTRIES OF FINAL DESTINATION: ALSO SHARE OF EACH PROVINCE	QUANTITY					VALUE				
	1927-28	1928-29	1929-30	1930-31	1931-32	1927-28	1928-29	1929-30	1930-31	1931-32
	Gals.	Gals.	Gals.	Gals.	Gals.	R	R	R	R	R
<b>Liquors—continued</b>										
<i>Older and other fermented liquors (I. D)—</i>										
TOTAL BRITISH EMPIRE	4	4	3	48	2	48	32	30	517	2
TOTAL FOREIGN COUNTRIES	2	6	69	14	16	11	60	356	118	87
Share of Bengal	4	..	..	32	16	48	..	..	449	37
" Bombay	2	..	..	..	2	11	..	..	..	2
" Sind	..	10	72	14	..	..	92	366	113	..
" Burma	..	..	..	16	..	..	..	..	68	..
TOTAL	6	10	72	62	18	59	92	386	680	86
<b>Spirit—</b>										
<i>Brandy (I. D)—</i>										
United Kingdom	..	..	206	..	98	6	..	2,256	8	1,78
Ceylon	3	..	20	2	301	10	..	830	74	9,04
Straits Settlements (including Labuan)	3	..	..	351	145	150	..	..	7,152	3,49
Other British Possessions	6	3	11	11	17	300	150	205	216	290
TOTAL BRITISH EMPIRE	12	3	237	364	561	406	150	3,291	7,450	14,611
Germany	36	..	74	266	..	1,220	..	445	440	..
France	..	10	27	..	607	..	387	182	..	5,401
Mascat Territory and Trucial Oman	151	279	581	180	288	1,797	3,085	6,043	2,272	3,329
Persia	247	100	63	16	7	4,052	1,092	1,320	521	141
China (exclusive of Hongkong and Macao)	..	..	69	..	..	..	..	1,191	..	..
Other Foreign Countries	15	2	40	3	33	675	116	734	113	958
TOTAL FOREIGN COUNTRIES	449	391	804	465	935	7,744	4,680	9,865	3,346	9,837
Share of Bengal	..	..	18	616	501	..	..	409	7,552	12,634
" Bombay	284	93	167	18	69	5,752	1,376	3,659	493	2,397
" Sind	174	301	570	195	328	2,443	3,454	6,934	2,746	9,425
" Madras	3	..	236	..	..	20	..	2,164	..	..
" Burma	..	..	..	..	..	..	..	..	5	..
TOTAL	461	394	1,041	829	1,495	8,210	4,830	12,156	10,796	24,456
<b>Whisky (I. D)—</b>										
United Kingdom	193	165	107	671	137	6,834	3,428	3,038	17,401	3,243
Ceylon	..	9	98	12	60	..	175	1,700	333	1,340
Straits Settlements (including Labuan)	..	..	146	267	3,438	..	..	2,362	5,642	77,276
Kenya Colony	..	..	99	167	379	..	..	1,336	1,971	7,108
Other British Possessions	6	..	51	16	1	110	..	683	316	30
TOTAL BRITISH EMPIRE	199	174	501	1,133	4,060	6,944	3,603	9,119	25,663	88,997

No. 15—continued

ARTICLES, AND COUNTRIES OF FINAL DESTINATION; ALSO SHARE OF EACH PROVINCE	QUANTITY					VALUE				
	1927-28	1928-29	1929-30	1930-31	1931-32	1927-28	1928-29	1929-30	1930-31	1931-32
						R	R	R	R	R
<b>Liquors—continued</b>										
<i>Spirit—continued</i>										
<b>Whisky (L. D)—continued</b>	Gals.	Gals.	Gals.	Gals.	Gals.					
France . . . . .	..	..	..	..	284	..	..	..	..	7,000
Mascat Territory and Trucial Oman . . . . .	118	150	276	130	135	1,857	2,229	4,052	2,294	2,412
Iraq . . . . .	24	..	..	26	108	408	..	..	810	2,654
Persia . . . . .	77	84	30	106	63	1,604	2,264	587	3,079	1,232
Java . . . . .	..	..	99	10	..	..	..	1,335	230	..
China (exclusive of Hongkong and Macao) . . . . .	..	..	99	..	278	..	..	1,750	..	1,592
Portuguese East Africa . . . . .	..	..	57	125	53	..	..	684	1,509	892
French Somaliland . . . . .	..	..	..	2	284	..	..	..	80	7,000
Other Foreign Countries . . . . .	11	25	87	420	30	239	478	893	970	456
<b>TOTAL FOREIGN COUNTRIES</b>	<b>230</b>	<b>259</b>	<b>628</b>	<b>819</b>	<b>1,235</b>	<b>4,108</b>	<b>4,971</b>	<b>9,301</b>	<b>8,972</b>	<b>23,238</b>
<i>Share of Bengal</i>	2	..	30	308	4,476	107	..	640	9,459	95,376
" <i>Bombay</i>	87	147	420	453	367	1,668	4,024	6,173	6,834	6,204
" <i>Sind</i>	226	286	354	424	406	3,953	4,559	6,932	9,331	8,806
" <i>Madras</i>	110	..	323	125	..	5,200	..	4,597	4,068	..
" <i>Burma</i>	4	..	2	142	46	124	..	78	4,443	1,350
<b>TOTAL</b>	<b>429</b>	<b>433</b>	<b>1,129</b>	<b>1,952</b>	<b>5,295</b>	<b>11,052</b>	<b>8,574</b>	<b>18,420</b>	<b>34,635</b>	<b>1,12,235</b>
<b>Other Ports (L. D)—</b>	Gals.	Gals.	Gals.	Gals.	Gals.					
United Kingdom . . . . .	221	31	64	188	122	7,339	940	1,164	3,014	755
Aden and Dependencies . . . . .	54	729	515	75	83	156	1,276	808	178	265
Ceylon . . . . .	3,062	3,182	1,767	3,281	15,835	4,384	4,261	3,401	4,901	14,439
Straits Settlements (including Labuan) . . . . .	..	2,195	..	..	1	..	5,139	..	..	13
Other British Possessions . . . . .	213	286	320	370	752	964	1,004	1,567	1,715	2,481
<b>TOTAL BRITISH EMPIRE</b>	<b>3,550</b>	<b>6,423</b>	<b>2,666</b>	<b>3,914</b>	<b>16,793</b>	<b>13,343</b>	<b>12,620</b>	<b>6,935</b>	<b>9,808</b>	<b>17,953</b>
Germany . . . . .	177	..	31	435	26	2,389	..	150	968	2,323
France . . . . .	116	71	1	..	84	2,407	1,260	625	88	3,810
Mascat Territory and Trucial Oman . . . . .	29	49	107	198	416	188	342	1,324	930	982
Other Native States in Arabia . . . . .	..	38	425	788	47	..	127	839	1,133	737
Persia . . . . .	62	107	188	71	72	739	930	1,731	1,261	290
Japan . . . . .	3,960	..	..	..	..	3,100	..	..	..	..
Other Foreign Countries . . . . .	319	123	112	238	51	1,079	2,060	373	1,421	1,465
<b>TOTAL FOREIGN COUNTRIES</b>	<b>4,663</b>	<b>388</b>	<b>854</b>	<b>1,780</b>	<b>696</b>	<b>16,252</b>	<b>4,719</b>	<b>5,542</b>	<b>5,251</b>	<b>10,162</b>
<i>Share of Bengal</i>	3,242	3,279	1,675	3,636	16,129	7,921	3,706	3,365	6,910	17,451
" <i>Bombay</i>	4,682	1,112	1,590	1,607	1,195	13,221	6,118	7,602	7,225	6,001
" <i>Sind</i>	220	226	134	186	133	2,239	2,376	2,338	1,641	1,537
" <i>Madras</i>	24	..	121	207	..	576	..	372	666	..
" <i>Burma</i>	45	2,195	..	3	32	633	5,139	..	217	3,141
<b>TOTAL</b>	<b>8,213</b>	<b>6,811</b>	<b>3,520</b>	<b>5,694</b>	<b>17,489</b>	<b>29,595</b>	<b>17,339</b>	<b>12,477</b>	<b>15,649</b>	<b>28,120</b>

GENERAL EXPORTS

( 932 )

FOREIGN MERCHANDISE

No. 15—continued

ARTICLES, AND COUNTRIES OF FINAL DESTINATION; ALSO SHARE OF EACH PROVINCE	QUANTITY					VALUE				
	1927-28	1928-29	1929-30	1930-31	1931-32	1927-28	1928-29	1929-30	1930-31	1931-32
<b>Liquors—continued</b>						R	R	R	R	R
<i>Spirit—concluded</i>										
<i>Total Spirit—</i>	Gals.	Gals.	Gals.	Gals.	Gals.					
United Kingdom . . . . .	414	195	377	850	857	14,079	4,363	6,458	20,423	5,771
Aden and Dependencies . . . . .	60	729	515	75	84	266	1,376	803	178	291
Ceylon . . . . .	3,005	3,194	1,885	3,295	10,106	4,394	4,586	5,931	5,308	24,821
Straits Settlements (including Labuan) . . . . .	3	2,195	146	618	3,029	150	5,139	2,362	12,794	80,701
Kenya Colony . . . . .	10	14	172	255	476	216	830	2,095	2,470	7,901
Other British Possessions . . . . .	209	272	309	309	672	1,048	674	1,096	1,748	1,086
<b>TOTAL BRITISH EMPIRE</b>	<b>3,781</b>	<b>6,600</b>	<b>3,404</b>	<b>5,411</b>	<b>21,414</b>	<b>20,753</b>	<b>16,373</b>	<b>19,345</b>	<b>42,921</b>	<b>1,21,574</b>
Germany . . . . .	213	..	139	1,101	26	4,109	..	895	2,021	2,823
France . . . . .	116	81	28	..	975	2,407	1,647	757	88	10,219
Maskat Territory and Trucial Oman . . . . .	298	478	914	508	839	3,792	5,656	11,410	5,496	6,723
Other Native States in Arabia . . . . .	69	38	437	792	74	593	127	1,179	1,260	1,167
Iraq . . . . .	30	47	56	249	118	500	533	161	1,745	2,311
Persia . . . . .	386	291	281	193	142	6,395	4,236	3,563	4,861	1,663
Java . . . . .	3	..	99	13	..	140	..	1,385	313	..
China (exclusive of Hongkong and Macao) . . . . .	..	4	197	1	278	..	92	3,211	82	1,592
Japan . . . . .	3,968	2	2	..	..	8,620	116	52	..	..
Portuguese East Africa . . . . .	214	5	..	183	86	605	92	..	1,941	1,166
French Somaliland . . . . .	..	..	..	2	284	..	..	..	80	7,000
United States of America— West Atlantic Coast . . . . .	25	20	13	..	40	400	550	428	..	1,192
Other Foreign Countries . . . . .	20	72	120	17	7	633	1,271	1,633	332	876
<b>TOTAL FOREIGN COUNTRIES</b>	<b>5,342</b>	<b>1,038</b>	<b>2,286</b>	<b>3,064</b>	<b>2,866</b>	<b>23,104</b>	<b>14,370</b>	<b>24,708</b>	<b>13,169</b>	<b>43,237</b>
<i>Share of Bengal</i>	<i>3,244</i>	<i>3,279</i>	<i>1,723</i>	<i>5,110</i>	<i>21,108</i>	<i>3,023</i>	<i>3,706</i>	<i>3,314</i>	<i>32,921</i>	<i>1,25,461</i>
<i>to Bombay</i>	<i>5,653</i>	<i>1,362</i>	<i>2,177</i>	<i>2,978</i>	<i>1,631</i>	<i>25,641</i>	<i>11,518</i>	<i>17,434</i>	<i>14,552</i>	<i>14,602</i>
<i>to Sind</i>	<i>620</i>	<i>312</i>	<i>1,058</i>	<i>805</i>	<i>1,465</i>	<i>8,640</i>	<i>10,330</i>	<i>16,104</i>	<i>14,218</i>	<i>19,757</i>
<i>to Madras</i>	<i>137</i>	<i>..</i>	<i>730</i>	<i>332</i>	<i>..</i>	<i>5,736</i>	<i>..</i>	<i>7,123</i>	<i>4,734</i>	<i>..</i>
<i>to Burma</i>	<i>49</i>	<i>2,195</i>	<i>2</i>	<i>150</i>	<i>73</i>	<i>762</i>	<i>5,139</i>	<i>78</i>	<i>4,065</i>	<i>4,991</i>
<b>TOTAL</b>	<b>9,103</b>	<b>7,638</b>	<b>5,690</b>	<b>3,475</b>	<b>24,280</b>	<b>48,857</b>	<b>30,743</b>	<b>44,053</b>	<b>61,090</b>	<b>1,04,811</b>
<b>Wines—</b>										
<i>Champagne and other sparkling wines (I. D.)—</i>	Gals.	Gals.	Gals.	Gals.	Gals.					
United Kingdom . . . . .	52	..	16	2	107	1,220	..	720	95	2,106
Ceylon . . . . .	50	74	52	26	478	1,400	2,038	1,518	402	8,629
Other British Possessions . . . . .	2	..	12	21	6	100	..	307	495	121
<b>TOTAL BRITISH EMPIRE</b>	<b>104</b>	<b>74</b>	<b>80</b>	<b>49</b>	<b>591</b>	<b>2,720</b>	<b>2,038</b>	<b>2,545</b>	<b>1,052</b>	<b>10,856</b>

No. 15—continued

ARTICLES, AND COUNTRIES OF FINAL DESTINATION; ALSO SHARE OF EACH PROVINCE	QUANTITY					VALUE				
	1927-28	1928-29	1929-30	1930-31	1931-32	1927-28	1928-29	1929-30	1930-31	1931-32
<b>Liquors—continued</b>										
<b>Wines—continued</b>						R	R	R	R	R
Champagne and other sparkling wines (I. D)—continued	Gals.	Gals.	Gals.	Gals.	Gals.					
Persia	10	32	4	6	14	800	1,134	158	251	453
United States of America— Vid Atlantic Coast	..	2	..	..	58	..	70	..	..	1,427
Other Foreign Countries	30	5	7	45	10	1,088	231	101	1,003	452
<b>TOTAL FOREIGN COUNTRIES</b>	<b>40</b>	<b>39</b>	<b>11</b>	<b>51</b>	<b>82</b>	<b>1,888</b>	<b>1,435</b>	<b>259</b>	<b>1,254</b>	<b>2,332</b>
<b>Share of Bengal</b>	..	..	..	28	617	..	..	..	539	11,263
Bombay	34	98	70	60	33	2,590	2,343	2,109	1,244	1,025
Sind	60	15	20	10	23	1,524	630	768	443	900
Madras	..	..	1	2	..	..	..	17	30	..
<b>TOTAL</b>	<b>144</b>	<b>113</b>	<b>91</b>	<b>100</b>	<b>673</b>	<b>4,114</b>	<b>3,473</b>	<b>2,894</b>	<b>2,806</b>	<b>13,188</b>
<b>Port and other still red wines (I. D)—</b>	Gals.	Gals.	Gals.	Gals.	Gals.					
Ceylon	83	122	52	32	54	1,346	1,911	798	704	1,716
Kenya Colony	4	4	..	30	5	68	32	..	1,800	68
Other British Possessions	52	25	18	8	23	823	302	296	140	398
<b>TOTAL BRITISH EMPIRE</b>	<b>139</b>	<b>151</b>	<b>70</b>	<b>70</b>	<b>82</b>	<b>2,237</b>	<b>2,335</b>	<b>1,094</b>	<b>2,644</b>	<b>1,582</b>
Persia	42	28	2	7	55	9586	885	101	122	1,040
Other Foreign Countries	50	28	37	55	46	768	416	768	677	1,096
<b>TOTAL FOREIGN COUNTRIES</b>	<b>92</b>	<b>46</b>	<b>39</b>	<b>62</b>	<b>101</b>	<b>1,349</b>	<b>801</b>	<b>864</b>	<b>799</b>	<b>2,136</b>
<b>Share of Bengal</b>	24	12	28	12	20	548	282	404	324	342
Bombay	120	149	48	97	97	1,337	2,161	783	2,681	2,065
Sind	46	35	38	23	66	556	643	771	438	1,311
Burma	42	1	..	..	..	645	80	..	..	..
<b>TOTAL</b>	<b>231</b>	<b>197</b>	<b>109</b>	<b>132</b>	<b>183</b>	<b>3,586</b>	<b>3,156</b>	<b>1,958</b>	<b>3,443</b>	<b>3,718</b>
<b>Sherry and other still white wines (I. D)—</b>	Gals.	Gals.	Gals.	Gals.	Gals.					
Ceylon	46	112	120	83	112	725	1,863	2,137	1,591	2,744
Other British Possessions	28	6	26	7	19	454	90	483	196	343
<b>TOTAL BRITISH EMPIRE</b>	<b>74</b>	<b>118</b>	<b>146</b>	<b>90</b>	<b>131</b>	<b>1,179</b>	<b>1,953</b>	<b>2,620</b>	<b>1,787</b>	<b>3,087</b>
<b>TOTAL FOREIGN COUNTRIES</b>	<b>76</b>	<b>24</b>	<b>36</b>	<b>35</b>	<b>91</b>	<b>1,321</b>	<b>405</b>	<b>527</b>	<b>743</b>	<b>1,704</b>
<b>Share of Bombay</b>	123	136	168	98	135	2,103	2,195	2,398	1,918	3,983
Sind	26	6	10	27	37	397	163	213	617	308
Burma	..	..	4	..	..	..	..	36	..	..
<b>TOTAL</b>	<b>149</b>	<b>142</b>	<b>182</b>	<b>125</b>	<b>222</b>	<b>2,500</b>	<b>2,358</b>	<b>3,147</b>	<b>2,535</b>	<b>4,791</b>

GENERAL EXPORTS

( 934 )

FOREIGN MERCHANDISE

No. 15—continued

ARTICLES, AND COUNTRIES OF FINAL DESTINATION; ALSO SHARE OF EACH PROVINCE	QUANTITY					VALUE				
	1927-28	1928-29	1929-30	1930-31	1931-32	1927-28	1928-29	1929-30	1930-31	1931-32
<b>Liquors—continued</b>						R	R	R	R	R
<b>Wines—concluded</b>										
Other sorts, including Vermouth and Ginger wine (L. D)—	Gals.	Gals.	Gals.	Gals.	Gals.					
United Kingdom . . . . .	18	25	28	74	207	164	265	292	7,741	8,
Straits Settlements (including Labuan) . . . . .	..	..	118	..	9	—	..	1,610	..	
Other British Possessions . . . . .	85	847	89	16	81	462	574	422	144	
<b>TOTAL BRITISH EMPIRE</b>	<b>48</b>	<b>872</b>	<b>175</b>	<b>90</b>	<b>297</b>	<b>626</b>	<b>839</b>	<b>2,324</b>	<b>7,885</b>	<b>4,</b>
<b>TOTAL FOREIGN COUNTRIES</b>	<b>97</b>	<b>269</b>	<b>149</b>	<b>71</b>	<b>257</b>	<b>1,207</b>	<b>2,311</b>	<b>1,785</b>	<b>798</b>	<b>2,4</b>
Share of Bengal . . . . .	23	489	18	40	384	437	1,680	152	322	5,3
" Bombay . . . . .	58	65	226	46	40	722	647	3,150	7,516	3
" Sind . . . . .	64	88	58	76	126	664	804	579	801	1,4
" Madras . . . . .	..	..	28	..	4	10	..	178	..	
" Burma . . . . .	..	2	..	3	..	..	19	..	44	..
<b>TOTAL</b>	<b>145</b>	<b>641</b>	<b>324</b>	<b>165</b>	<b>554</b>	<b>1,833</b>	<b>3,150</b>	<b>4,059</b>	<b>8,688</b>	<b>7,31</b>
<b>Total Wines—</b>	<b>Gals.</b>	<b>Gals.</b>	<b>Gals.</b>	<b>Gals.</b>	<b>Gals.</b>					
United Kingdom . . . . .	87	26	67	80	314	1,640	280	1,500	7,896	5,98
Bahrain Islands . . . . .	60	36	37	12	29	1,068	518	666	161	50
Ceylon . . . . .	181	595	250	142	706	3,501	6,171	4,709	2,778	13,09
Straits Settlements (including Labuan) . . . . .	..	..	118	..	29	..	..	1,610	..	88
Kenya Colony . . . . .	6	8	..	53	23	102	82	..	2,228	28
Other British Possessions . . . . .	31	50	4	12	..	456	119	98	310	..
<b>TOTAL BRITISH EMPIRE</b>	<b>365</b>	<b>715</b>	<b>471</b>	<b>299</b>	<b>1,101</b>	<b>6,762</b>	<b>7,165</b>	<b>8,583</b>	<b>12,868</b>	<b>20,24</b>
Germany . . . . .	53	45	4	1	..	1,047	700	86	16	..
Italy . . . . .	..	..	..	..	120	..	..	..	..	1,000
Mascat Territory and Trucial Oman . . . . .	40	70	70	56	88	526	1,004	1,136	912	1,425
Iraq . . . . .	67	1	10	19	21	1,709	24	160	297	378
Peria . . . . .	122	140	49	..	191	1,731	2,489	1,029	..	3,168
China (exclusive of Hongkong and Macao) . . . . .	..	..	51	..	40	..	..	518	..	1,076
United States of America—V of Atlantic Coast . . . . .	..	118	..	..	58	..	680	..	..	1,427
Other Foreign Countries . . . . .	23	9	51	147	18	258	155	1,601	2,874	198
<b>TOTAL FOREIGN COUNTRIES</b>	<b>304</b>	<b>378</b>	<b>235</b>	<b>223</b>	<b>531</b>	<b>5,271</b>	<b>4,952</b>	<b>3,475</b>	<b>3,599</b>	<b>8,662</b>
Share of Bengal . . . . .	47	501	45	80	1,021	985	1,962	556	1,185	16,961
" Bombay . . . . .	385	448	512	301	355	7,252	7,346	8,940	13,359	7,412
" Sind . . . . .	195	141	121	136	252	3,141	3,240	2,331	2,299	4,482
" Madras . . . . .	..	..	23	2	4	10	..	195	80	50
" Burma . . . . .	42	3	4	3	..	645	69	36	44	..
<b>TOTAL</b>	<b>669</b>	<b>1,093</b>	<b>706</b>	<b>522</b>	<b>1,632</b>	<b>12,033</b>	<b>12,117</b>	<b>13,058</b>	<b>16,967</b>	<b>28,905</b>

No. 15—continued

ARTICLES, AND COUNTRIES OF FINAL DESTINATION; ALSO SHARE OF EACH PROVINCE	QUANTITY					VALUE				
	1927-28	1928-29	1929-30	1930-31	1931-32	1927-28	1928-29	1929-30	1930-31	1931-32
						R	R	R	R	R
<i>Liquors—concluded</i>										
<i>Total Liquors—</i>	<i>Gals.</i>	<i>Gals.</i>	<i>Gals.</i>	<i>Gals.</i>	<i>Gals.</i>					
United Kingdom . . . . .	1,483	2,274	1,831	2,722	1,405	18,564	8,099	11,754	34,144	18,952
Aden and Dependencies . . . . .	67	779	515	114	122	342	1,395	803	328	490
Bahrain Islands . . . . .	254	290	260	102	285	1,516	1,210	1,457	644	1,155
Ceylon . . . . .	3,297	3,938	2,433	3,474	16,926	8,095	11,414	12,133	8,465	37,951
Straits Settlements (including Labuan) . . . . .	7	2,195	259	630	3,898	160	5,139	3,972	12,830	81,820
Natal . . . . .	124	..	295	4	8	504	..	1,151	132	189
Kenya Colony . . . . .	16	22	819	927	1,245	318	412	3,531	5,775	9,982
Other British Possessions . . . . .	88	213	39	179	408	1,080	642	381	1,459	1,137
<b>TOTAL BRITISH EMPIRE</b>	<b>5,336</b>	<b>9,711</b>	<b>6,451</b>	<b>8,212</b>	<b>24,297</b>	<b>30,585</b>	<b>28,811</b>	<b>35,182</b>	<b>63,797</b>	<b>1,46,656</b>
Germany . . . . .	309	131	857	3,128	80	5,326	1,004	3,398	10,408	3,036
France . . . . .	126	81	28	72	1,400	2,452	1,647	757	1,057	24,912
Italy . . . . .	2	2	4	..	122	5	34	111	..	1,724
Mascat Territory and Trucial Oman . . . . .	444	618	1,204	957	1,457	4,732	6,938	13,255	7,675	9,569
Other Native States in Arabia . . . . .	457	721	867	835	439	1,552	2,764	3,290	1,531	2,807
Iraq . . . . .	594	834	133	544	347	4,224	1,658	636	3,293	4,213
Persia . . . . .	684	786	1,055	399	453	8,855	8,360	6,797	6,214	5,491
Hejaz Island . . . . .	1,994	144	..	1,036	4	8,665	1,325	..	5,497	72
Java . . . . .	9	26	99	92	..	233	176	1,335	573	..
China (exclusive of Hongkong and Macao) . . . . .	5,200	46	243	1	318	11,250	262	3,724	32	2,668
Japan . . . . .	3,968	93	2	28	..	8,620	505	65	185	..
Portuguese East Africa . . . . .	214	5	299	1,179	653	605	92	1,260	3,924	2,451
French Somaliland . . . . .	..	..	..	2	234	..	..	..	80	7,000
United States of America— Via Atlantic Coast . . . . .	25	133	13	..	114	400	1,180	423	..	2,990
Other Foreign Countries . . . . .	72	64	110	34	23	539	483	1,131	355	124
<b>TOTAL FOREIGN COUNTRIES</b>	<b>14,100</b>	<b>3,184</b>	<b>4,919</b>	<b>3,807</b>	<b>5,694</b>	<b>57,455</b>	<b>26,423</b>	<b>36,237</b>	<b>40,819</b>	<b>67,117</b>
Share of Bengal . . . . .	3,508	3,953	1,865	5,596	22,390	20,371	6,373	4,506	26,068	1,51,364
“ Lombay . . . . .	7,643	5,143	6,436	6,332	4,174	39,335	27,632	36,591	40,516	27,367
“ Sind . . . . .	2,939	1,433	2,257	2,406	3,072	20,911	15,071	22,636	21,394	23,772
“ Madras . . . . .	149	..	761	362	253	5,314	..	7,350	4,909	713
“ Burma . . . . .	142	2,311	51	1,773	102	1,609	5,613	346	11,229	5,057
<b>TOTAL</b>	<b>19,436</b>	<b>12,895</b>	<b>11,370</b>	<b>16,519</b>	<b>29,991</b>	<b>88,040</b>	<b>54,739</b>	<b>71,419</b>	<b>1,04,816</b>	<b>2,13,773</b>

GENERAL EXPORTS

( 936 )

FOREIGN MERCHANDISE

No. 15—continued

ARTICLES, AND COUNTRIES OF FINAL DESTINATION; ALSO SHARE OF EACH PROVINCE	QUANTITY					VALUE				
	1927-28	1928-29	1929-30	1930-31	1931-32	1927-28	1928-29	1929-30	1930-31	1931-32
<b>Machinery and millwork—</b>						Rs	Rs	Rs	Rs	Rs
<i>Prime-movers (other than electrical)—</i>										
Locomotives (including those for railways) (III. J)—										
United Kingdom . . . . .	—	—	—	—	—	..	500	2,800	..	1,397
Ceylon . . . . .	—	—	—	—	—	1,060	..	500	..	..
<b>TOTAL BRITISH EMPIRE</b>	—	—	—	—	—	1,060	500	2,800	..	1,397
Germany . . . . .	—	—	—	—	—	..	..	475	..	..
<i>Share of Bengal</i> . . . . .	—	—	—	—	—	1,060	..	..	..	1,397
" <i>Bombay</i> . . . . .	—	—	—	—	—	..	360	..	..	..
" <i>Madras</i> . . . . .	—	—	—	—	—	..	200	2,400	..	..
" <i>Burma</i> . . . . .	—	—	—	—	—	..	..	875	..	..
<b>TOTAL</b>	—	—	—	—	—	1,060	500	3,275	..	1,897
<b>Others (III. J)—</b>										
United Kingdom . . . . .	—	—	—	—	—	27,545	37,015	1,48,847	65,494	8,038
Aden and Dependences . . . . .	—	—	—	—	—	25,329	13,941	310	300	2,310
Bahrain Islands . . . . .	—	—	—	—	—	1,789	..	525	920	..
Straits Settlements (including Labuan) . . . . .	—	—	—	—	—	257	1,150	9,588	6,241	..
Kenya Colony . . . . .	—	—	—	—	—	..	..	3,431	8,445	..
Tanganyika Territory . . . . .	—	—	—	—	—	4,760	..	4,500	..	..
Other British Possessions . . . . .	—	—	—	—	—	850	60	300	50	547
<b>TOTAL BRITISH EMPIRE</b>	—	—	—	—	—	60,586	52,166	1,87,501	81,450	10,895
Sweden . . . . .	—	—	—	—	—	..	26,500	..	..	2,700
Germany . . . . .	—	—	—	—	—	1,407	..	225	5,500	..
Belgium . . . . .	—	—	—	—	—	1,375	..	..	..	..
Switzerland . . . . .	—	—	—	—	—	4,000	..	..	..	..
Native States in Arabia other than Maskat Territory and Trucial Oman . . . . .	—	—	—	—	—	..	1,720	..	..	..
Iraq . . . . .	—	—	—	—	—	4,037	5,230	1,607	1,643	336
Peria . . . . .	—	—	—	—	—	12,120	5,780	1,245	2,561	2,870
China (exclusive of Hong-kong and Macao) . . . . .	—	—	—	—	—	..	..	2,000	..	..
United States of America—										
<i>Via Atlantic Coast</i> . . . . .	—	—	—	—	—	..	400	..	4,900	705
Other Foreign Countries . . . . .	—	—	—	—	—	..	480	..	..	290
<b>TOTAL FOREIGN COUNTRIES</b>	—	—	—	—	—	23,839	40,110	5,077	14,604	6,901
<i>Share of Bombay</i> . . . . .	—	—	—	—	—	64,964	47,486	1,84,178	85,284	17,796
" <i>Sind</i> . . . . .	—	—	—	—	—	19,405	6,020	..	5,200	..
" <i>Madras</i> . . . . .	—	—	—	—	—	..	200	..	..	..
" <i>Burma</i> . . . . .	—	—	—	—	—	..	38,870	8,400	5,570	..
<b>TOTAL</b>	—	—	—	—	—	84,300	92,276	1,72,578	96,054	17,796



No. 15—continued

ARTICLES, AND COUNTRIES OF FINAL DESTINATION; ALSO SHARE OF EACH PROVINCE	QUANTITY					VALUE				
	1927-28	1928-29	1929-30	1930-31	1931-32	1927-28	1928-29	1929-30	1930-31	1931-32
<b>Machinery and millwork— continued</b>						R	R	R	R	R
<b>Electrical machinery of all kinds (III. J)—</b>										
United Kingdom . . . . .	—	—	—	—	—	66,355	81,242	41,813	88,006	52,675
Ceylon Straits Settlements (including Labuan) . . . . .	—	—	—	—	—	2,249	4,381	5,168	10,530	130
Other British Possessions . . . . .	—	—	—	—	—	700	935	1,908	140	1,465
<b>TOTAL BRITISH EMPIRE</b>	—	—	—	—	—	73,077	86,558	48,889	98,816	55,020
Germany . . . . .	—	—	—	—	—	1,502	750	6,285	220	4,417
Italy . . . . .	—	—	—	—	—	..	..	3,400	150	..
Iraq . . . . .	—	—	—	—	—	1,025	2,500	3,785	..	2,145
Persia . . . . .	—	—	—	—	—	..	1,181	27,820	1,275	1,147
Henjam Island . . . . .	—	—	—	—	—	..	7,000	..	..	..
United States of America— Via Atlantic Coast . . . . .	—	—	—	—	—	2,200	880	1,200	18,418	6,147
" Pacific " . . . . .	—	—	—	—	—	100	..	997	..	..
Other Foreign Countries . . . . .	—	—	—	—	—	840	..	800	883	860
<b>TOTAL FOREIGN COUNTRIES</b>	—	—	—	—	—	6,357	13,211	43,793	20,896	14,716
Share of Bengal . . . . .	—	—	—	—	—	520	19,630	1,816	14,308	2,645
" Bombay . . . . .	—	—	—	—	—	68,880	49,408	73,593	82,341	56,924
" Sind . . . . .	—	—	—	—	—	..	..	..	1,400	350
" Madras . . . . .	—	—	—	—	—	3,224	29,571	3,516	21,363	9,107
" Burma . . . . .	—	—	—	—	—	1,810	1,160	3,727	300	1,010
<b>TOTAL</b>	—	—	—	—	—	79,434	99,760	92,682	1,10,712	69,736
<b>Other sorts of Machinery (III. J)—</b>										
United Kingdom . . . . .	—	—	—	—	—	6,53,318	6,61,696	6,91,095	7,01,019	8,97,179
Malta and Gozo . . . . .	—	—	—	—	—	..	4,838	..	..	..
Aden and Dependencies . . . . .	—	—	—	—	—	11,314	7,044	9,284	9,523	4,953
Bahrain Islands . . . . .	—	—	—	—	—	21,530	13,513	54,360	6,896	2,293
Maldives . . . . .	—	—	—	—	—	2,010	2,425	2,400	..	2,220
Ceylon . . . . .	—	—	—	—	—	1,48,355	1,24,937	1,68,287	1,60,627	1,22,488
Straits Settlements (including Labuan) . . . . .	—	—	—	—	—	1,20,448	1,64,102	66,553	49,384	46,670
Federated Malay States . . . . .	—	—	—	—	—	11,302	17,432	3,251	130	1,425
Hongkong . . . . .	—	—	—	—	—	5,155	1,740	2,400	4,648	1,538
Cape of Good Hope . . . . .	—	—	—	—	—	75	7,354	..	20	..
Natal . . . . .	—	—	—	—	—	8,566	4,725	180	23,034	4,637
Zanzibar and Pemba . . . . .	—	—	—	—	—	13,220	1,500	3,534	350	..
Kenya Colony . . . . .	—	—	—	—	—	23,464	30,888	19,351	31,884	15,947
Tanganyika Territory . . . . .	—	—	—	—	—	9,435	5,773	18,086	4,845	2,760
Mauritius and Dependencies . . . . .	—	—	—	—	—	..	2,150	..	1,005	..
Canada—										
Via Atlantic Coast . . . . .	—	—	—	—	—	..	450	..	1,685	..
Western Australia . . . . .	—	—	—	—	—	..	10,800	..	..	..
South Australia (including Northern Territory) . . . . .	—	—	—	—	—	..	..	..	..	50
Victoria . . . . .	—	—	—	—	—	3,080	60	1,350	2,765	35,433
New South Wales . . . . .	—	—	—	—	—	..	795	100	25	..
Australian Commonwealth (Total) . . . . .	—	—	—	—	—	3,080	11,655	1,450	3,790	35,433
Other British Possessions . . . . .	—	—	—	—	—	425	240	230	50	40
<b>TOTAL BRITISH EMPIRE</b>	—	—	—	—	—	10,41,697	10,65,557	9,41,051	9,98,000	11,37,633

GENERAL EXPORTS

FOREIGN MERCHANDISE

( 938 )

No. 15—continued

ARTICLES, AND COUNTRIES OF FINAL DESTINATION; ALSO SHARE OF EACH PROVINCE	QUANTITY					VALUE				
	1927-28	1928-29	1929-30	1930-31	1931-32	1927-28	1928-29	1929-30	1930-31	1931-32
						R	R	R	R	R
<b>Machinery and Millwork— concluded</b>										
<i>Other sorts of Machinery (III. J)—continued</i>										
Sweden . . . . .	—	—	—	—	—	600	10,159	7,550	6,700	14,018
Denmark . . . . .	—	—	—	—	—	3,100	24,150	12,100	4,472	3,078
Germany . . . . .	—	—	—	—	—	37,946	79,083	1,33,744	1,91,638	47,241
Netherlands . . . . .	—	—	—	—	—	5,769	13,262	3,975	14,796	5,262
Belgium . . . . .	—	—	—	—	—	60	2,186	10,903	7,665	9,112
France . . . . .	—	—	—	—	—	15,633	8,550	7,314	7,838	5,703
Spain . . . . .	—	—	—	—	—	450	..	..	1,000	..
Switzerland . . . . .	—	—	—	—	—	415	3,675	..	50	910
Italy . . . . .	—	—	—	—	—	18,291	7,310	11,914	12,462	6,795
Greece . . . . .	—	—	—	—	—	135	..	3,808	..	..
Turkey, European . . . . .	—	—	—	—	—	..	3,765	..	6,823	..
Syria . . . . .	—	—	—	—	—	1,090	..	..	..	..
Armenia . . . . .	—	—	—	—	—	..	..	1,47,951	..	..
Mascat Territory and Trucial Oman . . . . .	—	—	—	—	—	550	935	8,590	1,541	1,160
Other Native States in Arabia . . . . .	—	—	—	—	—	1,710	2,330	1,220	150	3,665
Iraq . . . . .	—	—	—	—	—	26,626	17,926	17,790	12,234	7,800
Persia . . . . .	—	—	—	—	—	26,314	15,837	38,933	17,130	17,423
Sumatra . . . . .	—	—	—	—	—	..	2,000	3,200	10,034	3,800
Java . . . . .	—	—	—	—	—	27,403	19,880	7,910	27,397	7,000
Slam . . . . .	—	—	—	—	—	17,384	2,213	7,070	13,430	3,965
Philippine Islands and Guam	—	—	—	—	—	4,350	200	..	..	..
China (exclusive of Hongkong and Macao) . . . . .	—	—	—	—	—	10,236	7,520	49,229	3,229	1,15,640
Japan . . . . .	—	—	—	—	—	34,776	10,026	10,931	84,060	3,620
Egypt . . . . .	—	—	—	—	—	4,685	343	..	16,093	31,271
Portuguese East Africa . . . . .	—	—	—	—	—	4,442	2,827	15,675	13,225	979
United States of America— Fid Atlantic Coast . . . . .	—	—	—	—	—	1,34,964	43,910	46,335	1,57,962	2,76,834
" Pacific " . . . . .	—	—	—	—	—	700	..	202	3,091	29,523
Argentine Republic (includ- ing the Atlantic Coast of Patagonia) . . . . .	—	—	—	—	—	27,080	..	..	..	..
Uruguay . . . . .	—	—	—	—	—	..	..	..	23,400	..
Other Foreign Countries . . . . .	—	—	—	—	—	720	1,100	840	90	2,033
<b>TOTAL FOREIGN COUNTRIES</b>	—	—	—	—	—	<b>3,99,979</b>	<b>2,79,237</b>	<b>5,47,264</b>	<b>6,26,675</b>	<b>6,06,892</b>
<i>Share of Bengal . . . . .</i>	—	—	—	—	—	<i>7,66,256</i>	<i>6,39,393</i>	<i>5,61,617</i>	<i>6,15,514</i>	<i>9,62,656</i>
" Bombay . . . . .	—	—	—	—	—	<i>4,01,796</i>	<i>5,37,066</i>	<i>6,90,626</i>	<i>7,78,834</i>	<i>4,56,700</i>
" Sind . . . . .	—	—	—	—	—	<i>1,24,963</i>	<i>72,430</i>	<i>53,837</i>	<i>40,805</i>	<i>1,63,423</i>
" Madras . . . . .	—	—	—	—	—	<i>53,153</i>	<i>69,839</i>	<i>1,03,694</i>	<i>24,003</i>	<i>1,06,039</i>
" Burma . . . . .	—	—	—	—	—	<i>90,503</i>	<i>36,062</i>	<i>73,642</i>	<i>95,519</i>	<i>55,643</i>
<b>TOTAL</b>	—	—	—	—	—	<b>14,41,676</b>	<b>13,44,794</b>	<b>14,38,315</b>	<b>16,24,675</b>	<b>17,44,525</b>
<b>Total value of Machinery</b>	—	—	—	—	—	<b>16,06,539</b>	<b>15,37,339</b>	<b>17,56,350</b>	<b>13,40,441</b>	<b>13,33,454</b>
<b>Matches (III. V)—</b>	<b>Gross of boxes</b>	<b>Gross of boxes</b>	<b>Gross of boxes</b>	<b>Gross of boxes</b>	<b>Gross of boxes</b>					
United Kingdom . . . . .	..	5,200	..	..	..	..	9,152	..	..	..
Aden and Dependencies . . . . .	250	1,500	1,350	..	..	625	3,000	2,275	..	..
Bahrain Islands . . . . .	12,500	20,950	1,950	..	..	20,500	49,103	3,929	..	..
Ceylon . . . . .	7,650	20,990	600	..	1,900	11,050	41,243	450	..	4,275
Straits Settlements (including Labuan) . . . . .	14,250	4,000	6,050	267	..	12,800	4,300	4,905	780	..
Zanzibar and Pemba . . . . .	525	7,593	500	..	1,600	1,100	15,193	1,000	..	1,750
Beychelles . . . . .	4,900	1,500	3,500	2,100	2,100	6,377	3,036	4,375	1,703	4,500
Other British possessions . . . . .	..	425	..	..	875	..	885	1	..	1,200
<b>TOTAL BRITISH EMPIRE</b>	<b>40,075</b>	<b>62,163</b>	<b>13,950</b>	<b>2,307</b>	<b>6,475</b>	<b>53,452</b>	<b>1,25,917</b>	<b>16,935</b>	<b>2,483</b>	<b>11,725</b>

No. 15—continued

ARTICLES, AND COUNTRIES OF FINAL DESTINATION; ALSO SHARE OF EACH PROVINCE	QUANTITY					VALUE				
	1927-28	1928-29	1929-30	1930-31	1931-32	1927-28	1928-29	1929-30	1930-31	1931-32
	Gross of boxes	Gross of boxes	Gross of boxes	Gross of boxes	Gross of boxes	₹	₹	₹	₹	₹
<b>Matches (III. V)—continued</b>										
Maskat Territory and Trucial Oman . . . . .	15,975	26,850	11,200	450	..	34,228	62,511	18,237	1,125	..
Other Native States in Arabia	12,200	19,850	600	..	..	25,188	24,540	1,200	..	..
Iraq . . . . .	..	8,000	..	..	..	..	7,190	..	..	..
Persia . . . . .	21,450	15,350	1,550	6,600	2	42,090	28,428	3,552	15,881	6
Siam . . . . .	..	50,000	..	..	..	..	52,950	..	..	..
Egypt . . . . .	..	..	32,200	..	..	..	..	65,244	..	..
Portuguese East Africa . . . . .	18,650	7,600	5,200	..	250	39,230	14,200	10,490	..	406
Italian East Africa (Somali- land and Eritrea) . . . . .	..	6,500	1,800	..	..	..	13,000	3,600	..	..
Other Foreign Countries	..	..	250	15	..	..	..	578	25	..
<b>TOTAL FOREIGN COUNTRIES</b>	<b>68,275</b>	<b>134,150</b>	<b>52,800</b>	<b>7,065</b>	<b>252</b>	<b>1,40,786</b>	<b>2,02,819</b>	<b>1,02,001</b>	<b>17,031</b>	<b>406</b>
<i>Share of Bengal . . . . .</i>	..	16,200	250	..	..	..	36,653	578	..	..
" <i>Bombay . . . . .</i>	32,775	59,023	55,400	2,100	4,327	1,51,007	1,15,406	1,06,941	1,703	7,366
" <i>Sind . . . . .</i>	9,925	40,350	3,950	7,065	..	24,381	99,292	6,612	17,031	..
" <i>Madras . . . . .</i>	13,100	30,150	7,150	..	1,900	8,940	77,335	5,705	..	4,375
" <i>Burma . . . . .</i>	2,550	..	..	267	..	4,910	..	..	780	..
<b>TOTAL</b>	<b>108,350</b>	<b>196,313</b>	<b>66,750</b>	<b>9,432</b>	<b>6,727</b>	<b>1,99,238</b>	<b>3,28,736</b>	<b>1,19,836</b>	<b>19,514</b>	<b>12,181</b>
<b>Mats and Matting (III. V)</b>										
Aden and Dependencies . . . . .	1,700	1,626	1,235	500	840	1,720	1,445	910	287	550
Bahrain Islands . . . . .	2,300	3,089	1,425	400	660	2,655	2,060	1,280	170	530
Natal . . . . .	1,800	950	..	..	350	1,650	800	..	..	240
Zanzibar and Pemba . . . . .	1,200	2,090	1,260	1,100	383	980	1,630	840	685	150
Kenya Colony . . . . .	11,660	6,580	4,395	5,129	12,385	6,810	4,040	2,830	3,039	1,905
Tanganyika Territory . . . . .	600	1,306	1,700	..	650	500	960	1,010	..	530
Mauritius and Dependencies . . . . .	10,750	2,075	1,925	2,252	..	4,989	1,650	985	1,000	..
Other British Possessions . . . . .	1,403	685	2,538	2,810	1,150	770	890	1,437	1,034	867
<b>TOTAL BRITISH EMPIRE</b>	<b>32,003</b>	<b>18,351</b>	<b>14,523</b>	<b>12,191</b>	<b>16,368</b>	<b>20,024</b>	<b>13,475</b>	<b>9,222</b>	<b>6,265</b>	<b>4,772</b>
<b>Native States in Arabia (other than Maskat Territory and Trucial Oman)</b>	<b>7,280</b>	<b>8,310</b>	<b>3,630</b>	<b>13,920</b>	<b>4,085</b>	<b>7,185</b>	<b>6,875</b>	<b>5,646</b>	<b>9,725</b>	<b>1,539</b>
Iraq . . . . .	1,869	800	2,094	1,141	3,409	1,175	1,120	1,804	913	1,350
Persia . . . . .	2,898	1,616	3,060	360	..	2,470	1,076	1,380	310	..
Portuguese East Africa . . . . .	5,652	2,850	2,954	2,924	2,425	6,800	3,850	2,051	1,931	1,131
Peru . . . . .	..	2,600	..	..	..	..	1,140	..	..	..
Other Foreign Countries . . . . .	1,964	1,601	1,550	2,104	475	1,100	1,865	1,170	1,510	300
<b>TOTAL FOREIGN COUNTRIES</b>	<b>19,643</b>	<b>17,777</b>	<b>17,233</b>	<b>20,449</b>	<b>10,344</b>	<b>18,730</b>	<b>15,726</b>	<b>12,051</b>	<b>14,389</b>	<b>4,320</b>
<i>Share of Bengal . . . . .</i>	..	2,742	..	..	700	..	1,330	..	..	367
" <i>Bombay . . . . .</i>	51,634	32,966	31,771	33,286	25,387	33,744	27,631	21,253	20,472	3,625
" <i>Sind . . . . .</i>	13	420	..	100	125	10	340	..	90	100
" <i>Madras . . . . .</i>	..	..	..	244	..	..	..	..	70	..
" <i>Burma . . . . .</i>	..	..	40	10	..	..	..	16	22	..
<b>TOTAL</b>	<b>51,646</b>	<b>36,128</b>	<b>31,811</b>	<b>32,640</b>	<b>26,712</b>	<b>33,754</b>	<b>29,201</b>	<b>21,273</b>	<b>20,654</b>	<b>9,092</b>

GENERAL EXPORTS

( 1940 )

FOREIGN MERCHANDISE

No. 15—continued

ARTICLES, AND COUNTRIES OF FINAL DESTINATION; ALSO SHARE OF EACH PROVINCE	QUANTITY					VALUE				
	1927-28	1928-29	1929-30	1930-31	1931-32	1927-28	1928-29	1929-30	1930-31	1931-32
	Cwts.	Cwts.	Cwts.	Cwts.	Cwts.	R	R	R	R	R
<b>Metals and Ores—</b>										
<b>Brass, Bronze, and similar alloys, wrought—Mixed or yellow metal for sheathing (III. L)—</b>										
United Kingdom . . . . .	1,836	60	..	219	..	48,260	600	..	10,775	..
Aden and Dependencies . . . . .	..	..	70	..	..	..	..	3,570	..	..
Bahrain Islands . . . . .	20	15	..	..	..	1,010	750	..	..	..
Straits Settlements (including Labuan) . . . . .	..	46	..	..	..	..	4,300	..	..	..
Other British Possessions . . . . .	3	26	25	20	..	250	1,625	1,204	1,841	..
<b>TOTAL BRITISH EMPIRE</b>	<b>1,859</b>	<b>147</b>	<b>95</b>	<b>236</b>	<b>..</b>	<b>49,520</b>	<b>7,275</b>	<b>4,774</b>	<b>12,116</b>	<b>..</b>
Germany . . . . .	90	..	130	11	..	8,150	..	4,526	1,205	..
Native States in Arabia (other than Maskat Territory and Trucial Oman) . . . . .	45	..	..	2	..	4,050	..	..	100	..
Iraq . . . . .	66	50	85	..	..	3,760	3,300	1,825	..	..
Persia . . . . .	419	513	89	272	220	24,838	30,665	6,266	17,944	10,7
Other Foreign Countries . . . . .	..	15	19	10	..	..	750	959	697	..
<b>TOTAL FOREIGN COUNTRIES</b>	<b>620</b>	<b>587</b>	<b>273</b>	<b>295</b>	<b>220</b>	<b>35,798</b>	<b>31,715</b>	<b>13,576</b>	<b>20,146</b>	<b>10,7</b>
Share of Bengal . . . . .	1,928	112	5	228	..	51,410	5,595	374	12,342	..
.. Bombay . . . . .	553	622	363	299	220	33,908	36,415	18,072	19,420	10,7
.. Madras . . . . .	..	..	..	3	..	..	..	..	450	..
.. Burma . . . . .	..	..	..	1	..	..	50	4	50	..
<b>TOTAL</b>	<b>2,479</b>	<b>784</b>	<b>368</b>	<b>531</b>	<b>220</b>	<b>85,318</b>	<b>41,000</b>	<b>18,850</b>	<b>32,262</b>	<b>10,7</b>
<b>Other sorts (III. L)—</b>										
United Kingdom . . . . .	2,096	624	3,731	9	54	69,451	39,610	1,45,574	1,319	10,5
Aden and Dependencies . . . . .	21	26	20	8	18	2,070	2,540	1,535	950	1,4
Ceylon . . . . .	17	15	..	4	12	1,560	2,860	83	490	1,3
Straits Settlements (including Labuan) . . . . .	13	11	7	8	8	935	975	837	1,085	7
Federated Malay States . . . . .	15	5	2	..	2	2,125	601	500	..	4
Cape of Good Hope . . . . .	..	..	14	1	..	..	..	1,440	250	..
Natal . . . . .	80	3	..	7	..	6,832	550	..	600	..
Zanzibar and Pemba . . . . .	15	23	18	17	6	1,550	2,350	2,085	1,800	5
Kenya Colony . . . . .	17	9	24	27	4	1,011	960	2,515	2,420	3
Tanganyika Territory . . . . .	19	11	15	5	..	2,070	900	1,330	425	1
Mauritius and Dependencies . . . . .	..	14	2	..	2	..	1,710	100	..	4
British West India Islands, Western Australia . . . . .	..	31	..	..	..	..	3,436	..	..	..
Victoria . . . . .	..	3	..	..	..	..	1,200	..	..	..
New South Wales . . . . .	5	..	..	..	..	650	..	..	..	..
Australian Commonwealth (Total) . . . . .	6	3	3	..	..	650	1,200	230	..	..
Other British Possessions . . . . .	9	4	12	7	6	860	575	1,790	495	8
<b>TOTAL BRITISH EMPIRE</b>	<b>2,257</b>	<b>778</b>	<b>3,848</b>	<b>93</b>	<b>107</b>	<b>89,114</b>	<b>59,276</b>	<b>1,58,019</b>	<b>9,834</b>	<b>16,5</b>
Germany . . . . .	7	3,349	3,035	333	12	950	1,05,195	1,44,132	9,367	97
Netherlands . . . . .	..	..	..	412	..	..	..	..	9,953	..
France . . . . .	..	30	1	..	..	..	2,100	300	..	..
Native States in Arabia (other than Maskat Territory and Trucial Oman) . . . . .	17	9	14	1	1	1,900	1,560	1,345	88	5
Iraq . . . . .	24	29	14	7	5	2,520	2,925	1,245	660	37
Persia . . . . .	66	28	26	19	8	5,354	2,157	2,920	1,385	1,06
China (exclusive of Hong-kong and Macao) . . . . .	..	..	..	..	5	..	..	..	180	1,18
Japan . . . . .	9	2	4	..	..	1,550	200	817	..	..
Egypt . . . . .	8	5	2	13	9	1,270	700	600	2,940	1,00
Portuguese East Africa . . . . .	5	2	6	..	1	1,000	400	921	25	18
United States of America—Via Atlantic Coast . . . . .	58	7	1	7	8	15,070	1,524	108	705	1,18
.. Pacific . . . . .	1	..	..	..	..	109	..	..	..	..
Other Foreign Countries . . . . .	9	18	5	8	9	1,345	1,442	475	884	88
<b>TOTAL FOREIGN COUNTRIES</b>	<b>204</b>	<b>3,474</b>	<b>3,708</b>	<b>800</b>	<b>58</b>	<b>31,078</b>	<b>1,18,808</b>	<b>1,52,363</b>	<b>26,187</b>	<b>6,84</b>

No. 15—continued

ARTICLES, AND COUNTRIES OF FINAL DESTINATION; ALSO SHARE OF EACH PROVINCE	QUANTITY					VALUE				
	1927-28	1928-29	1929-30	1930-31	1931-32	1927-28	1928-29	1929-30	1930-31	1931-32
<b>Metals and Ores—continued</b>						R	R	R	R	R
<b>Brass, Bronze, and similar alloys, wrought—contd.</b>	Cwts.	Cwts.	Cwts.	Cwts.	Cwts.					
Other sorts—contd.										
Share of Bengal . . . . .	2,081	60	447	40	10	68,723	6,966	19,640	2,791	3,247
" Bombay . . . . .	350	2,243	3,670	345	120	48,249	1,10,083	1,48,717	31,630	15,444
" Sind . . . . .	..	1,947	3,432	..	1	50	57,600	1,41,137	..	100
" Madras . . . . .	24	8	7	..	18	2,080	1,190	920	..	2,729
" Burma . . . . .	6	4	..	8	10	450	640	78	1,500	1,877
<b>TOTAL</b> . . . . .	2,461	4,252	7,556	893	105	1,20,102	1,76,479	3,10,392	36,021	23,397
<b>TOTAL BRASS, BRONZE, AND SIMILAR ALLOYS</b> . . . . .	Cwts. 4,940	Cwts. 4,086	Cwts. 7,924	Cwts. 1,424	Cwts. 385	2,05,510	2,18,469	3,28,732	68,283	34,140
<b>Copper</b>										
<b>Unwrought—</b>	Cwts.	Cwts.	Cwts.	Cwt.	Cwts.					
All sorts (III. L)—										
<b>TOTAL BRITISH EMPIRE</b> . . . . .	..	21	..	..	..	..	800	..	..	..
<b>TOTAL FOREIGN COUNTRIES</b> . . . . .	..	..	..	1	..	..	..	20	175	..
Share of Bengal . . . . .	..	1	..	1	..	..	100	20	175	..
" Bombay . . . . .	..	20	..	..	..	..	709	..	..	..
<b>TOTAL</b> . . . . .	..	21	..	1	..	..	800	20	175	..
<b>Wrought—</b>										
Sheets and other manufactures (III. L)—	Cwts.	Cwts.	Cwts.	Cwts.	Cwts.					
United Kingdom . . . . .	1	3	249	14	8	62	380	13,600	760	463
Aden and Dependencies . . . . .	6	2	24	6	3	500	250	1,270	370	225
Bahrain Islands . . . . .	102	87	245	27	66	5,695	4,920	13,202	1,684	3,083
Ceylon . . . . .	70	29	69	30	46	5,500	2,785	5,866	2,030	3,614
Hongkong . . . . .	..	..	256	..	..	..	..	10,223	..	..
Zanzibar and Pemba . . . . .	14	1	32	17	12	900	60	4,720	1,030	775
Kenya Colony . . . . .	20	12	10	6	12	1,715	649	800	550	725
Other British Possessions . . . . .	10	15	18	14	5	1,050	1,645	1,215	790	275
<b>TOTAL BRITISH EMPIRE</b> . . . . .	222	149	952	114	152	15,422	10,689	50,901	7,214	9,760
Germany . . . . .	40	199	104	7	..	2,007	13,350	8,093	330	..
Netherlands . . . . .	..	..	207	51	..	..	..	9,875	2,040	..
Mascat Territory and Trucial Oman . . . . .	39	41	29	5	23	2,042	2,327	2,315	290	2,209
Other Native States in Arabia . . . . .	267	114	179	85	77	15,305	6,350	10,007	5,270	4,181
Iraq . . . . .	7	37	66	81	..	718	2,251	6,182	5,150	..
Persia . . . . .	1,228	1,030	370	318	92	63,817	51,690	21,783	19,145	4,720
Java . . . . .	4	..	100	..	..	200	..	1,084	..	..
Other Foreign Countries . . . . .	1	..	2	3	1	58	77	162	386	139
<b>TOTAL FOREIGN COUNTRIES</b> . . . . .	1,684	1,421	1,057	545	193	84,747	76,045	59,451	32,611	11,258
Share of Bengal]. . . . .	46	4	365	16	22	2,615	1,304	12,910	1,275	1,915
" Bombay . . . . .	1,780	1,520	1,579	641	299	97,539	33,070	93,532	33,303	16,329
" Sind . . . . .	..	19	65	3	23	..	1,215	3,896	187	2,209
" Madras . . . . .	..	18	..	..	1	15	1,145	..	..	60
" Burma . . . . .	..	..	..	..	..	..	..	14	..	15
<b>TOTAL</b> . . . . .	1,866	1,570	2,009	659	345	1,00,169	86,734	1,10,352	39,825	21,018
<b>Total Copper—</b>	Cwts.	Cwts.	Cwts.	Cwts.	Cwts.					
United Kingdom . . . . .	1	24	249	14	8	62	1,180	13,600	760	463
Aden and Dependencies . . . . .	5	2	24	6	3	500	250	1,270	370	225
Bahrain Islands . . . . .	102	87	245	27	66	5,695	4,920	13,202	1,684	3,083

GENERAL EXPORTS

( 942 )

FOREIGN MERCHANDISE

No. 15—continued

ARTICLES, AND COUNTRIES OF FINAL DESTINATION; ALSO SHARE OF EACH PROVINCE	QUANTITY					VALUE				
	1927-28	1928-29	1929-30	1930-31	1931-32	1927-28	1928-29	1929-30	1930-31	1931-32
<b>Metals and Ores—continued</b>						R	R	R	R	R
<b>Copper—continued</b>										
<i>Total Copper—continued</i>	Owts.	Owts.	Owts.	Owts.	Owts.					
Ceylon . . . . .	70	29	69	30	46	5,500	2,785	5,866	2,030	3,61
Hongkong . . . . .	..	..	255	..	..	..	..	10,228	..	..
Zanzibar and Pemba . . . . .	14	1	82	17	12	900	60	4,720	1,030	71
Kenya Colony . . . . .	20	12	10	6	12	1,715	649	800	550	72
Other British Possessions . . . . .	10	15	18	14	5	1,050	1,645	1,215	790	27
<b>TOTAL BRITISH EMPIRE</b>	<b>222</b>	<b>170</b>	<b>952</b>	<b>114</b>	<b>152</b>	<b>15,422</b>	<b>11,489</b>	<b>50,001</b>	<b>7,214</b>	<b>9,76</b>
Germany . . . . .	40	199	104	7	..	2,607	13,350	8,093	330	..
Netherlands . . . . .	..	..	207	51	..	..	..	9,875	2,040	..
Maskat Territory and Trucial Oman . . . . .	39	41	29	5	23	2,042	2,327	2,315	290	2,201
Other Native States in Arabia . . . . .	287	114	179	35	77	15,305	6,350	10,007	5,270	4,181
Iraq . . . . .	7	37	66	81	..	718	2,251	6,182	5,150	..
Persia . . . . .	1,226	1,030	370	313	92	63,817	51,690	21,783	19,145	4,729
Java . . . . .	4	..	100	..	..	200	..	1,034	..	..
Other Foreign Countries . . . . .	1	..	2	4	1	58	77	182	561	139
<b>TOTAL FOREIGN COUNTRIES</b>	<b>1,534</b>	<b>1,421</b>	<b>1,057</b>	<b>546</b>	<b>193</b>	<b>84,747</b>	<b>76,045</b>	<b>59,471</b>	<b>32,786</b>	<b>11,258</b>
<i>Share of Bengal . . . . .</i>	<i>46</i>	<i>5</i>	<i>366</i>	<i>17</i>	<i>23</i>	<i>2,315</i>	<i>1,404</i>	<i>12,930</i>	<i>1,450</i>	<i>1,915</i>
" <i>Bombay . . . . .</i>	<i>1,760</i>	<i>1,549</i>	<i>1,579</i>	<i>641</i>	<i>399</i>	<i>97,539</i>	<i>83,770</i>	<i>93,532</i>	<i>33,363</i>	<i>16,829</i>
" <i>Sind . . . . .</i>	<i>..</i>	<i>19</i>	<i>65</i>	<i>2</i>	<i>23</i>	<i>..</i>	<i>1,215</i>	<i>3,396</i>	<i>187</i>	<i>2,309</i>
" <i>Madras . . . . .</i>	<i>..</i>	<i>18</i>	<i>..</i>	<i>..</i>	<i>1</i>	<i>15</i>	<i>1,146</i>	<i>..</i>	<i>..</i>	<i>60</i>
" <i>Burma . . . . .</i>	<i>..</i>	<i>..</i>	<i>..</i>	<i>..</i>	<i>..</i>	<i>..</i>	<i>..</i>	<i>14</i>	<i>..</i>	<i>15</i>
<b>TOTAL</b>	<b>1,806</b>	<b>1,591</b>	<b>2,009</b>	<b>660</b>	<b>345</b>	<b>1,00,169</b>	<b>87,534</b>	<b>1,10,372</b>	<b>40,000</b>	<b>21,018</b>
<b>Iron or steel—</b>										
<i>Anchors and cables (III. K)—</i>	<i>Tons</i>	<i>Tons</i>	<i>Tons</i>	<i>Tons</i>	<i>Tons</i>					
Aden and Dependences . . . . .	2	..	..	1	..	1,950	..	..	400	..
Ceylon . . . . .	1	..	3	6	..	545	..	690	2,895	157
Straits Settlements ( <i>including</i> <i>Labuan</i> ) . . . . .	1	..	..	3	..	400	..	..	1,100	..
Zanzibar and Pemba . . . . .	1	3	..	..	..	150	1,211	50	..	..
Other British Possessions . . . . .	1	3	..	..	2	1,144	950	..	..	537
<b>TOTAL BRITISH EMPIRE</b>	<b>6</b>	<b>6</b>	<b>2</b>	<b>10</b>	<b>2</b>	<b>4,189</b>	<b>2,171</b>	<b>740</b>	<b>4,395</b>	<b>694</b>
Belgium . . . . .	..	10	..	..	..	..	1,200	..	..	..
Maskat Territory and Trucial Oman . . . . .	2	7	3	1	..	1,665	3,697	1,640	650	120
Other Foreign Countries . . . . .	1	1	2	2	..	350	705	470	762	..
<b>TOTAL FOREIGN COUNTRIES</b>	<b>3</b>	<b>18</b>	<b>4</b>	<b>3</b>	<b>..</b>	<b>2,015</b>	<b>5,602</b>	<b>2,110</b>	<b>1,412</b>	<b>120</b>
<i>Share of Bengal . . . . .</i>	<i>..</i>	<i>..</i>	<i>..</i>	<i>4</i>	<i>1</i>	<i>..</i>	<i>..</i>	<i>..</i>	<i>1,347</i>	<i>150</i>
" <i>Bombay . . . . .</i>	<i>9</i>	<i>24</i>	<i>6</i>	<i>6</i>	<i>1</i>	<i>6,204</i>	<i>7,773</i>	<i>2,350</i>	<i>2,360</i>	<i>664</i>
" <i>Burma . . . . .</i>	<i>..</i>	<i>..</i>	<i>..</i>	<i>3</i>	<i>..</i>	<i>..</i>	<i>..</i>	<i>..</i>	<i>1,100</i>	<i>..</i>
<b>TOTAL</b>	<b>9</b>	<b>24</b>	<b>6</b>	<b>13</b>	<b>2</b>	<b>6,204</b>	<b>7,773</b>	<b>2,350</b>	<b>5,807</b>	<b>814</b>
<i>Angle, bolt, and rod (III. K)—</i>	<i>Tons</i>	<i>Tons</i>	<i>Tons</i>	<i>Tons</i>	<i>Tons</i>					
United Kingdom . . . . .	..	1	2	2	..	..	800	1,048	510	..
Kenya Colony . . . . .	68	10	3	..	..	11,100	1,616	1,935	230	76
Tanganyika Territory . . . . .	2	4	16	5	..	630	1,930	6,932	1,750	75
Other British Possessions . . . . .	2	6	3	4	1	1,558	1,719	2,259	1,922	219
<b>TOTAL BRITISH EMPIRE</b>	<b>72</b>	<b>21</b>	<b>24</b>	<b>11</b>	<b>1</b>	<b>13,238</b>	<b>6,115</b>	<b>12,204</b>	<b>4,412</b>	<b>370</b>
Belgium . . . . .	..	..	..	..	48	..	..	..	..	3,958
Iraq . . . . .	1	6	7	..	..	335	1,865	3,210	55	120
Persia . . . . .	5	..	10	14	..	395	60	5,200	3,349	..
Portuguese East Africa . . . . .	..	..	1	8	..	..	..	349	2,183	..
Other Foreign Countries . . . . .	..	..	4	2	1	410	95	1,115	718	805
<b>TOTAL FOREIGN COUNTRIES</b>	<b>6</b>	<b>6</b>	<b>22</b>	<b>24</b>	<b>49</b>	<b>1,649</b>	<b>2,010</b>	<b>9,874</b>	<b>6,310</b>	<b>4,943</b>

No. 15—continued

ARTICLES, AND COUNTRIES OF FINAL DESTINATION; ALSO SHARE OF EACH PROVINCE	QUANTITY					VALUE				
	1927-28	1928-29	1929-30	1930-31	1931-32	1927-28	1928-29	1929-30	1930-31	1931-32
<b>Metals and Ores—continued</b>										
<b>Iron or Steel—continued</b>						R	R	R	R	R
Angle, bolt, and rod (III. K)— continued	Tons	Tons	Tons	Tons	Tons					
Share of Bengal . . . . .	..	..	1	..	48	48	106	954	925	3,958
"  Bombay . . . . .	77	21	40	33	2	14,155	6,933	20,024	10,269	1,340
"  Sind . . . . .	1	6	2	1	..	379	1,027	370	148	15
"  Madras . . . . .	..	..	..	1	..	..	..	10	10	..
"  Burma . . . . .	..	..	3	..	..	350	60	720	530	..
<b>TOTAL</b>	<b>78</b>	<b>27</b>	<b>46</b>	<b>35</b>	<b>50</b>	<b>14,932</b>	<b>8,125</b>	<b>22,078</b>	<b>11,222</b>	<b>5,313</b>
<b>Bars and channels (III. K)—</b>	Tons	Tons	Tons	Tons	Tons					
United Kingdom . . . . .	42	..	42	15	6	9,055	115	13,740	10,191	10,475
Aden and Dependencies . . . . .	9	2	4	1	3	2,454	680	630	321	638
Bahrain Islands . . . . .	58	54	12	7	1	13,861	13,245	3,980	1,868	454
Maldives . . . . .	8	..	..	..	..	2,580	..	..	..	..
Ceylon . . . . .	3	2	5	9	5	1,711	485	3,820	3,720	2,318
Straits Settlements (including Labuan) . . . . .	..	3	6	3	4	825	2,013	3,025	2,077	2,109
Kenya Colony . . . . .	32	7	..	..	1	6,613	1,715	82	55	430
Yanganyika Territory . . . . .	4	2	4	14	..	1,628	300	1,045	5,300	..
Other British Possessions . . . . .	2	2	2	4	..	880	1,323	938	763	105
<b>TOTAL BRITISH EMPIRE</b>	<b>166</b>	<b>72</b>	<b>75</b>	<b>53</b>	<b>20</b>	<b>39,607</b>	<b>19,376</b>	<b>27,260</b>	<b>23,795</b>	<b>16,529</b>
Germany . . . . .	..	..	3	..	29	..	..	2,500	856	31,078
Belgium . . . . .	1	..	..	2	..	984	1,396	5	1,845	1,750
France . . . . .	2	5	..	..	..	6,638	1,000	..	3,060	460
Mascat Territory and Trucial Oman . . . . .	19	19	7	14	3	5,195	5,456	3,571	3,166	1,630
Other Native States in Arabia . . . . .	30	28	38	13	9	8,823	9,630	10,764	5,101	2,085
Iraq . . . . .	4	4	2	3	..	1,960	1,896	355	740	60
Persia . . . . .	31	38	56	10	10	5,521	8,530	12,219	2,505	1,701
Italian East Africa (Somaliland and Eritrea) . . . . .	6	3	..	1	..	1,440	820	50	200	..
Other Foreign Countries . . . . .	4	..	..	2	2	1,078	2	40	539	1,533
<b>TOTAL FOREIGN COUNTRIES</b>	<b>97</b>	<b>92</b>	<b>106</b>	<b>50</b>	<b>53</b>	<b>31,629</b>	<b>29,230</b>	<b>29,504</b>	<b>18,012</b>	<b>40,297</b>
Share of Bengal . . . . .	4	1	40	2	3	2,366	2,539	12,835	6,891	11,173
"  Bombay . . . . .	133	105	119	38	46	52,153	34,703	37,437	29,739	35,199
"  Sind . . . . .	65	55	16	9	14	11,392	9,604	3,337	1,805	2,722
"  Madras . . . . .	..	3	6	3	7	3,525	2,260	3,094	2,287	7,132
"  Burma . . . . .	3	..	..	1	3	300	..	11	1,035	550
<b>TOTAL</b>	<b>255</b>	<b>164</b>	<b>181</b>	<b>103</b>	<b>73</b>	<b>71,236</b>	<b>49,106</b>	<b>56,764</b>	<b>41,807</b>	<b>58,326</b>
<b>Hoops and strips (III. K)—</b>	Tons	Tons	Tons	Tons	Tons					
United Kingdom . . . . .	140	100	115	131	160	51,361	39,212	33,021	54,984	58,809
Ceylon . . . . .	3	8	5	2	4	400	1,650	767	300	445
Other British Possessions . . . . .	..	3	4	5	..	665	1,160	917	926	230
<b>TOTAL BRITISH EMPIRE</b>	<b>143</b>	<b>111</b>	<b>124</b>	<b>138</b>	<b>164</b>	<b>52,426</b>	<b>42,022</b>	<b>39,705</b>	<b>56,210</b>	<b>59,484</b>
Iraq . . . . .	..	7	..	..	..	60	1,300	..	..	..
Other Foreign Countries . . . . .	..	1	2	..	1	15	301	652	293	220
<b>TOTAL FOREIGN COUNTRIES</b>	<b>..</b>	<b>8</b>	<b>2</b>	<b>..</b>	<b>1</b>	<b>75</b>	<b>1,601</b>	<b>652</b>	<b>293</b>	<b>220</b>
Share of Bengal . . . . .	34	31	27	55	59	19,731	19,688	15,196	20,355	29,742
"  Bombay . . . . .	98	84	96	129	104	23,025	21,575	22,991	33,344	29,338
"  Sind . . . . .	..	1	..	..	..	..	140	..	..	120
"  Madras . . . . .	10	1	..	..	..	3,375	600	..	..	..
"  Burma . . . . .	7	2	3	4	2	1,370	1,320	2,170	2,304	454
<b>TOTAL</b>	<b>143</b>	<b>119</b>	<b>126</b>	<b>138</b>	<b>165</b>	<b>52,501</b>	<b>43,623</b>	<b>40,357</b>	<b>56,503</b>	<b>59,704</b>

GENERAL EXPORTS

( 944 )

FOREIGN MERCHANDISE

No. 15—continued

ARTICLES, AND COUNTRIES OF FINAL DESTINATION; ALSO SHARE OF EACH PROVINCE	QUANTITY					VALUE				
	1927-28	1928-29	1929-30	1930-31	1931-32	1927-28	1928-29	1929-30	1930-31	1931-32
	Tons	Tons	Tons	Tons	Tons	₹	₹	₹	₹	₹
<b>Metals and Ores—continued</b>										
<b>Iron or Steel—continued</b>										
Nails, screws, rivets, and washers (III. K)—										
United Kingdom . . . . .	..	..	..	7	1	40	70	42	1,950	800
Aden and Dependencies . . . . .	5	6	2	..	..	2,955	2,450	1,882	18	240
Bahrain Islands . . . . .	11	2	10	4	1	6,130	2,230	3,635	1,274	745
Ceylon . . . . .	3	1	1	..	1	1,233	1,305	530	490	504
Zanzibar and Pemba . . . . .	2	7	6	..	..	780	2,512	2,652	70	60
Kenya Colony . . . . .	1	3	4	3	..	916	1,086	2,317	1,395	340
Tanganyika Territory . . . . .	1	2	6	..	..	310	870	2,555	240	250
Other British Possessions . . . . .	5	..	..	..	..	1,780	467	135	336	220
<b>TOTAL BRITISH EMPIRE</b>	<b>28</b>	<b>21</b>	<b>29</b>	<b>14</b>	<b>3</b>	<b>14,150</b>	<b>11,491</b>	<b>13,248</b>	<b>5,773</b>	<b>3,150</b>
Germany . . . . .	..	1	5	1	..	..	634	1,065	232	..
Belgium . . . . .	4	..	..	..	..	1,403	..	..	..	..
Maskat Territory and Trucial Oman . . . . .	15	5	4	13	7	7,017	4,178	2,548	6,702	4,121
Other Native States in Arabia . . . . .	9	10	21	10	3	5,267	6,157	9,798	5,260	1,225
Iraq . . . . .	16	1	..	..	..	5,669	1,047	110	5	120
Persia . . . . .	12	13	9	10	6	4,583	5,258	6,249	3,510	2,745
China (exclusive of Hongkong and Macao) . . . . .	..	..	..	..	1	..	..	..	..	1,500
Japan . . . . .	..	4	507	..	..	..	1,128	12,039	..	..
Italian East Africa (Somaliland and Eritrea) . . . . .	3	2	4	..	..	800	975	1,600	..	..
French Somaliland . . . . .	..	..	..	1	..	..	..	..	1,400	200
Other Foreign Countries . . . . .	3	..	..	1	..	1,303	242	416	84	51
<b>TOTAL FOREIGN COUNTRIES</b>	<b>61</b>	<b>36</b>	<b>559</b>	<b>36</b>	<b>17</b>	<b>26,072</b>	<b>19,619</b>	<b>33,775</b>	<b>17,303</b>	<b>9,962</b>
<b>Share of Bengal . . . . .</b>	<b>..</b>	<b>..</b>	<b>..</b>	<b>1</b>	<b>..</b>	<b>804</b>	<b>202</b>	<b>140</b>	<b>1,200</b>	<b>..</b>
“ Bombay . . . . .	83	55	67	46	17	36,475	22,938	33,043	19,894	10,749
“ Sind . . . . .	..	..	5	3	2	601	420	1,737	1,337	372
“ Madras . . . . .	2	1	..	..	..	349	640	12	..	..
“ Burma . . . . .	4	1	507	..	1	1,493	910	12,091	145	1,500
<b>TOTAL</b>	<b>89</b>	<b>57</b>	<b>579</b>	<b>50</b>	<b>20</b>	<b>40,222</b>	<b>31,110</b>	<b>47,023</b>	<b>23,075</b>	<b>13,121</b>
<b>Old, for re-manufacture (II. F)—</b>	<b>Tons</b>	<b>Tons</b>	<b>Tons</b>	<b>Tons</b>	<b>Tons</b>					
United Kingdom . . . . .	281	1,068	5	9	83	15,346	37,861	530	960	16,209
Aden and Dependencies . . . . .	20	..	..	..	..	2,000	..	..	..	..
Ceylon . . . . .	3	34	..	..	8	250	1,024	..	..	402
Other British Possessions . . . . .	8	..	..	10	8	240	..	..	600	430
<b>TOTAL BRITISH EMPIRE</b>	<b>307</b>	<b>1,102</b>	<b>5</b>	<b>19</b>	<b>99</b>	<b>17,836</b>	<b>38,885</b>	<b>530</b>	<b>1,560</b>	<b>17,091</b>
Germany . . . . .	..	561	22	..	585	..	23,730	1,251	..	11,319
Netherlands . . . . .	195	31	10	..	..	10,649	2,119	796	..	..
Belgium . . . . .	65	407	1,194	452	2,498	3,500	17,140	43,798	14,437	38,091
Italy . . . . .	13,209	8,525	20,930	7,259	31,815	4,77,338	2,32,457	8,41,668	1,86,038	6,14,605
Austria . . . . .	64	..	306	..	..	2,240	..	12,240	..	..
Maskat Territory and Trucial Oman . . . . .	..	7	11	..	..	..	250	1,353	..	..
China (exclusive of Hongkong and Macao) . . . . .	605	..	..	..	..	25,153	..	..	..	..
Japan . . . . .	18,935	36,355	41,503	23,212	44,697	6,52,520	11,44,689	14,50,102	9,93,707	6,80,312
United States of America— Via Atlantic Coast . . . . .	511	..	..	..	..	25,526	..	..	..	..
Other Foreign Countries . . . . .	..	..	..	..	..	6	..	..	..	6
<b>TOTAL FOREIGN COUNTRIES</b>	<b>33,584</b>	<b>45,896</b>	<b>63,976</b>	<b>35,923</b>	<b>82,595</b>	<b>11,96,936</b>	<b>14,20,385</b>	<b>23,51,210</b>	<b>11,94,182</b>	<b>13,44,933</b>
<b>Share of Bengal . . . . .</b>	<b>551</b>	<b>531</b>	<b>..</b>	<b>..</b>	<b>302</b>	<b>27,933</b>	<b>24,259</b>	<b>120</b>	<b>10</b>	<b>3,400</b>
“ Bombay . . . . .	30,454	33,339	43,783	24,335	65,408	11,26,680	10,23,054	16,54,641	7,12,156	11,02,563
“ Sind . . . . .	2,630	12,919	18,643	8,607	10,343	53,239	4,01,733	7,34,998	3,96,876	1,56,423
“ Madras . . . . .	6	34	1,002	3,000	3,320	350	1,024	48,650	37,000	66,450
“ Burma . . . . .	250	175	543	..	2,316	7,000	4,200	13,331	..	23,158
<b>TOTAL</b>	<b>33,891</b>	<b>46,993</b>	<b>63,981</b>	<b>35,942</b>	<b>82,894</b>	<b>12,14,772</b>	<b>14,59,270</b>	<b>23,51,740</b>	<b>11,95,742</b>	<b>13,62,024</b>



No. 15—continued

ARTICLES, AND COUNTRIES OF FINAL DESTINATION; ALSO SHARE OF EACH PROVINCE	QUANTITY					VALUE				
	1927-28	1928-29	1929-30	1930-31	1931-32	1927-28	1928-29	1929-30	1930-31	1931-32
<b>Metals and Ores—continued</b>										
<b>Iron or Steel—continued</b>										
Pipes and fittings, cast (III, K)—	Tons	Tons	Tons	Tons	Tons					
United Kingdom . . . . .	1	..	..	9	10	1,279	650	40	2,135	1,290
Aden and Dependencies . . . . .	8	..	45	5	5	1,777	100	12,725	2,450	1,751
Bahrain Islands . . . . .	1	5	6	..	1	997	3,645	2,752	75	500
Ceylon . . . . .	4	..	15	8	9	1,914	115	2,663	1,875	2,125
Straits Settlements (including Labuan) . . . . .	..	1	..	..	..	..	1,000	..	..	..
Kenya colony . . . . .	..	..	..	3	..	100	..	..	1,721	160
Tanganyika Territory . . . . .	..	14	..	..	..	100	4,880	110	..	..
Seychelles . . . . .	..	..	3	2	..	..	..	1,090	945	450
Victoria . . . . .	..	..	..	..	112	..	..	..	..	22,425
Australian Commonwealth (Total) . . . . .	..	..	..	..	112	..	..	..	..	22,425
Other British Possessions . . . . .	2	1	..	..	..	800	511	..	150	500
<b>TOTAL BRITISH EMPIRE</b>	<b>11</b>	<b>21</b>	<b>70</b>	<b>27</b>	<b>137</b>	<b>6,967</b>	<b>10,901</b>	<b>19,379</b>	<b>9,351</b>	<b>29,501</b>
Muscat Territory and Trucial Oman . . . . .	..	..	6	..	..	40	171	3,025	..	37
Other Native States in Arabia . . . . .	1	2	2	1	..	480	1,170	1,440	560	165
Iraq . . . . .	7	..	7	9	3	1,590	275	4,614	4,360	850
Persia . . . . .	3	2	4	3	..	1,305	680	1,750	1,490	450
Other Foreign Countries . . . . .	3	2	1	..	1	1,510	950	580	..	..
<b>TOTAL FOREIGN COUNTRIES</b>	<b>14</b>	<b>6</b>	<b>20</b>	<b>13</b>	<b>4</b>	<b>4,925</b>	<b>3,196</b>	<b>11,339</b>	<b>6,380</b>	<b>1,502</b>
Share of Bengal . . . . .	1	1	4	2	18	750	1,656	820	500	2,365
“ Bombay . . . . .	24	24	75	32	121	10,331	11,266	27,529	13,841	27,331
“ Sind . . . . .	..	2	..	..	1	459	1,181	300	..	237
“ Madras . . . . .	..	..	11	6	1	2	..	1,819	1,375	270
“ Burma . . . . .	..	..	..	..	..	300	..	..	15	..
<b>TOTAL</b>	<b>25</b>	<b>27</b>	<b>90</b>	<b>40</b>	<b>141</b>	<b>11,892</b>	<b>14,097</b>	<b>30,768</b>	<b>15,731</b>	<b>30,703</b>
<b>Sheets and plates, galvanised (III, K)—</b>	<b>Tons</b>	<b>Tons</b>	<b>Tons</b>	<b>Tons</b>	<b>Tons</b>					
Aden and Dependencies . . . . .	2	1	6	1	..	955	271	2,084	293	86
Bahrain Islands . . . . .	16	11	3	..	..	3,521	3,270	920	..	..
Maldives . . . . .	13	6	2	..	6	2,595	2,160	450	..	1,230
Ceylon . . . . .	2	1	..	..	..	1,293	65	..	75	..
Zanzibar and Pemba . . . . .	..	2	..	..	..	..	1,800	..	..	..
Tanganyika Territory . . . . .	..	..	3	..	..	..	..	1,880	..	..
Seychelles . . . . .	8	..	1	16	1	2,010	150	370	3,685	130
Other British Possessions . . . . .	1	2	1	..	1	1,774	379	414	596	465
<b>TOTAL BRITISH EMPIRE</b>	<b>42</b>	<b>23</b>	<b>16</b>	<b>17</b>	<b>8</b>	<b>12,148</b>	<b>9,195</b>	<b>6,063</b>	<b>4,599</b>	<b>1,911</b>
Native States in Arabia other than Muscat Territory and Trucial Oman . . . . .	14	..	7	2	2	3,791	40	1,912	338	400
Iraq . . . . .	4	21	8	2	..	936	5,238	2,150	525	..
Persia . . . . .	11	..	5	3	1	2,959	75	1,659	2,318	185
Java . . . . .	..	12	..	..	..	..	2,124	..	..	..
Japan . . . . .	..	..	100	..	..	..	..	2,000	..	..
Portuguese East Africa . . . . .	1	6	1	9	..	220	1,154	150	2,500	..
Other Foreign Countries . . . . .	3	..	1	1	..	375	270	326	173	40
<b>TOTAL FOREIGN COUNTRIES</b>	<b>33</b>	<b>39</b>	<b>122</b>	<b>22</b>	<b>3</b>	<b>8,781</b>	<b>8,896</b>	<b>3,277</b>	<b>5,584</b>	<b>625</b>
Share of Bengal . . . . .	1	20	3	..	6	473	4,918	764	123	1,525
“ Bombay . . . . .	54	41	33	38	1	14,689	13,443	11,010	9,524	216
“ Sind . . . . .	17	1	2	1	3	3,543	340	571	248	625
“ Madras . . . . .	..	..	..	..	1	213	265	..	6	160
“ Burma . . . . .	3	..	100	..	..	2,011	125	2,000	230	10
<b>TOTAL</b>	<b>75</b>	<b>62</b>	<b>126</b>	<b>39</b>	<b>11</b>	<b>20,929</b>	<b>18,091</b>	<b>14,345</b>	<b>10,122</b>	<b>2,536</b>

GENERAL EXPORTS

( 946 )

FOREIGN MERCHANDISE

No. 15—continued

ARTICLES, AND COUNTRIES OF FINAL DESTINATION; ALSO SHARE OF EACH PROVINCE	QUANTITY					VALUE				
	1927-28	1928-29	1929-30	1930-31	1931-32	1927-28	1928-29	1929-30	1930-31	1931-32
	Tons	Tons	Tons	Tons	Tons	R	R	R	R	R
<b>Metals and Ores—continued</b>										
<b>Iron or Steel—continued</b>										
Sheets and plates, tinned (III, K)—										
Kenya Colony . . . . .	1	2	..	..	..	400	1,105	..	..	5
Seychelles . . . . .	3	..	..	..	..	1,060	310	..	800	..
Other British Possessions . . . . .	3	1	1	..	3	1,540	1,227	729	92	87
<b>TOTAL BRITISH EMPIRE</b>	<b>7</b>	<b>3</b>	<b>1</b>	<b>..</b>	<b>3</b>	<b>3,000</b>	<b>2,720</b>	<b>729</b>	<b>892</b>	<b>923</b>
Netherlands . . . . .	30	..	..	..	..	1,713	..	..	..	..
Mascat Territory and Trucial Oman . . . . .	4	2	2	..	..	1,375	900	570	40	..
Other Native States in Arabia . . . . .	3	..	..	1	..	2,046	..	125	380	..
Persia . . . . .	3	..	..	..	6	1,187	75	50	..	2,150
Portuguese East Africa . . . . .	1	12	..	..	..	200	2,504	75	..	..
<b>TOTAL FOREIGN COUNTRIES</b>	<b>41</b>	<b>14</b>	<b>2</b>	<b>1</b>	<b>6</b>	<b>6,521</b>	<b>3,479</b>	<b>820</b>	<b>420</b>	<b>2,150</b>
Share of Bengal . . . . .	..	..	..	..	..	9	412	..	..	..
“ Bombay . . . . .	17	17	3	1	6	7,258	5,619	1,540	720	2,200
“ Sind . . . . .	1	..	..	..	..	230	..	3	..	..
“ Madras . . . . .	30	..	..	..	3	1,713	147	..	92	873
“ Burma . . . . .	..	..	..	..	..	320	..	4	..	..
<b>TOTAL</b>	<b>48</b>	<b>17</b>	<b>3</b>	<b>1</b>	<b>9</b>	<b>9,530</b>	<b>6,208</b>	<b>1,540</b>	<b>812</b>	<b>3,073</b>
Sheets and plates, not galvanised or tinned (III, K)—										
United Kingdom . . . . .	..	..	..	..	103	127	..	..	..	5,934
Bahrain Islands . . . . .	5	24	1	..	..	1,370	7,854	220	18	..
Zanzibar and Pemba . . . . .	..	7	..	..	6	270	2,490	..	..	1,035
Kenya Colony . . . . .	8	..	..	2	..	1,345	50	..	550	..
Other British Possessions . . . . .	2	2	1	2	..	632	902	633	316	30
<b>TOTAL BRITISH EMPIRE</b>	<b>15</b>	<b>33</b>	<b>2</b>	<b>4</b>	<b>109</b>	<b>3,744</b>	<b>11,206</b>	<b>853</b>	<b>884</b>	<b>6,999</b>
Germany . . . . .	..	..	2	..	..	..	..	1,494	..	..
Native States in Arabia other than Mascat Territory and Trucial Oman . . . . .	3	6	..	3	..	1,228	2,395	20	905	..
Iraq . . . . .	4	4	..	1	..	1,000	780	..	170	..
Perak . . . . .	7	1	2	..	..	1,790	400	565	..	..
Java . . . . .	3	4	..	..	..	2,088	1,200	..	..	..
Portuguese East Africa . . . . .	..	..	6	..	..	..	..	1,531	..	..
Other Foreign Countries . . . . .	1	1	28	..	2	545	150	781	4	416
<b>TOTAL FOREIGN COUNTRIES</b>	<b>23</b>	<b>16</b>	<b>48</b>	<b>4</b>	<b>2</b>	<b>6,649</b>	<b>4,925</b>	<b>4,371</b>	<b>1,079</b>	<b>416</b>
Share of Bengal . . . . .	9	4	1	..	102	2,465	1,200	259	..	5,664
“ Bombay . . . . .	29	45	9	7	9	7,908	15,021	2,650	1,313	1,731
“ Sind . . . . .	..	..	..	..	..	10	..	20	..	..
“ Madras . . . . .	..	..	..	..	..	10	..	..	..	..
“ Burma . . . . .	..	..	40	1	..	..	..	2,295	150	20
<b>TOTAL</b>	<b>38</b>	<b>49</b>	<b>50</b>	<b>8</b>	<b>111</b>	<b>10,393</b>	<b>16,221</b>	<b>5,224</b>	<b>1,968</b>	<b>7,415</b>
Tubes, pipes, and fittings, wrought (III, K)—										
United Kingdom . . . . .	228	5	2	1	..	67,395	2,182	768	105	..
Aden and Dependencies . . . . .	..	..	10	..	..	190	685	4,445	250	250
Bahrain Islands . . . . .	8	10	17	16	2	3,228	4,567	6,542	5,545	952
Straits Settlements (including Labuan) . . . . .	..	..	5	2	..	..	..	2,000	500	..
Seychelles . . . . .	2	4	..	..	..	580	1,615	50	50	..
Other British Possessions . . . . .	1	1	1	1	1	1,024	1,752	1,250	735	1,250
<b>TOTAL BRITISH EMPIRE</b>	<b>239</b>	<b>20</b>	<b>35</b>	<b>20</b>	<b>3</b>	<b>72,417</b>	<b>10,781</b>	<b>15,955</b>	<b>7,185</b>	<b>2,452</b>

No. 15—continued

ARTICLES, AND COUNTRIES OF FINAL DESTINATION; ALSO SHARE OF EACH PROVINCE	QUANTITY					VALUE				
	1927-28	1928-29	1929-30	1930-31	1931-32	1927-28	1928-29	1929-30	1930-31	1931-32
<b>Metals and Ores—continued</b>						R	R	R	R	R
<b>Iron or Steel—continued</b>										
Tubes, pipes, and fittings, wrought (III. K)—continued	Tons	Tons	Tons	Tons	Tons					
Maskat Territory and Tru- cial Oman . . . . .	..	2	4	..	..	50	600	1,515	85	249
Other Native States in Arabia . . . . .	..	..	..	3	..	..	..	..	1,100	115
Iraq . . . . .	..	..	..	1	2	393	60	145	1,500	775
Perala . . . . .	2	2	38	1	..	1,765	69	9,685	420	50
Other Foreign Countries .	2	2	1	..	1	794	1,670	563	..	770
<b>TOTAL FOREIGN COUNTRIES</b>	<b>4</b>	<b>6</b>	<b>43</b>	<b>5</b>	<b>3</b>	<b>3,002</b>	<b>3,020</b>	<b>11,908</b>	<b>3,055</b>	<b>1,059</b>
Share of Bengal . . . . .	4	..	7	2	1	1,400	374	3,840	530	770
" Bombay . . . . .	17	26	59	6	3	7,806	12,207	19,732	4,275	2,105
" Sind . . . . .	1	1	12	16	2	708	720	4,263	5,360	1,366
" Madras . . . . .	..	..	..	..	..	..	..	..	..	170
" Burma . . . . .	221	..	..	1	..	65,505	..	28	75	..
<b>TOTAL</b>	<b>243</b>	<b>26</b>	<b>78</b>	<b>25</b>	<b>6</b>	<b>75,419</b>	<b>13,801</b>	<b>27,868</b>	<b>10,240</b>	<b>4,411</b>
<b>Wire (III. K)—</b>	<b>Tons</b>	<b>Tons</b>	<b>Tons</b>	<b>Tons</b>	<b>Tons</b>					
United Kingdom . . . . .	..	10	..	1	..	315	15,610	..	800	..
Aden and Dependencies .	6	3	..	..	..	1,597	1,695	..	50	96
Ceylon . . . . .	6	..	1	..	..	3,752	239	324	166	5
Tanganyika Territory . .	2	8	1	..	..	695	2,340	965	..	..
Other British Possessions .	2	6	2	3	..	1,802	1,504	1,201	1,518	57
<b>TOTAL BRITISH EMPIRE</b>	<b>16</b>	<b>27</b>	<b>4</b>	<b>4</b>	<b>..</b>	<b>8,161</b>	<b>21,391</b>	<b>2,490</b>	<b>2,534</b>	<b>158</b>
Maskat Territory and Tru- cial Oman . . . . .	26	19	9	19	6	7,706	4,002	2,830	4,653	1,906
Other Native States in Arabia	1	5	1	1	1	485	1,409	652	236	240
Perala . . . . .	3	..	7	4	..	1,730	100	2,937	1,285	45
French Somaliland . . . .	..	2	..	..	..	..	1,000	..	..	25
Other Foreign Countries .	1	1	1	..	..	626	515	300	190	127
<b>TOTAL FOREIGN COUNTRIES</b>	<b>31</b>	<b>27</b>	<b>18</b>	<b>24</b>	<b>7</b>	<b>10,597</b>	<b>7,116</b>	<b>6,719</b>	<b>6,314</b>	<b>2,343</b>
Share of Bengal . . . . .	3	..	..	..	..	902	1,339	130	..	..
" Bombay . . . . .	26	24	17	20	5	12,953	9,307	7,780	6,258	2,181
" Sind . . . . .	18	20	5	7	2	4,453	3,432	1,295	1,614	320
" Madras . . . . .	..	10	..	..	..	190	14,145	34	166	..
" Burma . . . . .	..	..	..	1	..	260	234	..	800	..
<b>TOTAL</b>	<b>47</b>	<b>64</b>	<b>22</b>	<b>28</b>	<b>7</b>	<b>18,758</b>	<b>28,507</b>	<b>9,209</b>	<b>8,848</b>	<b>2,501</b>
<b>Other manufactures of iron or steel (III. K)—</b>	<b>Tons</b>	<b>Tons</b>	<b>Tons</b>	<b>Tons</b>	<b>Tons</b>					
United Kingdom . . . . .	166	33	14	158	29	1,18,054	74,674	1,221	40,760	13,078
Aden and Dependencies .	4	20	36	25	5	2,465	8,206	8,000	5,582	1,080
Bahrain Islands . . . . .	8	9	45	9	3	1,216	2,390	12,370	3,348	832
Ceylon . . . . .	7	1	2	..	1	3,463	678	1,305	380	1,844
Straits Settlements (includ- ing Labuan) . . . . .	3	7	2	4	..	2,250	3,534	1,272	1,038	135
Zanzibar and Pemba . . . .	6	31	1	8	1	4,990	7,090	200	1,380	295
Kenya Colony . . . . .	97	43	24	10	4	18,606	9,225	4,836	3,005	1,095
Seychelles . . . . .	2	..	3	..	3	470	139	735	55	1,100
Canada via Atlantic Coast .	..	..	..	..	..	..	..	..	..	1,200
Other British Possessions .	1	3	2	..	..	655	690	1,062	210	145
<b>TOTAL BRITISH EMPIRE</b>	<b>204</b>	<b>147</b>	<b>129</b>	<b>214</b>	<b>46</b>	<b>1,47,069</b>	<b>1,06,636</b>	<b>43,061</b>	<b>55,764</b>	<b>21,874</b>

GENERAL EXPORTS  
FOREIGN MERCHANDISE

( 948 )

No. 15—continued

ARTICLES AND COUNTRIES OF FINAL DESTINATION; ALSO SHARE OF EACH PROVINCE	QUANTITY					VALUE				
	1927-28	1928-29	1929-30	1930-31	1931-32	1927-28	1928-29	1929-30	1930-31	1931-32
	Tons	Tons	Tons	Tons	Tons	R	R	R	R	R
<b>Metals and Ores—continued</b>										
<b>Iron or Steel—continued</b>										
Other manufactures of iron or steel—continued										
Germany . . . . .	7	..	16	6	2	3,666	20	6,690	3,050	41
Belgium . . . . .	2	..	..	..	35	230	150	9	..	1,66
Maskat Territory and Trucial Oman . . . . .	18	19	19	29	25	2,689	3,514	3,172	6,602	4,23
Iraq . . . . .	9	2	6	1	2	1,790	1,631	2,014	320	1,171
Persia . . . . .	123	22	74	5	1	27,467	7,521	14,061	1,833	30
Siam . . . . .	75	..	..	..	..	10,147	40	..	..	..
Japan . . . . .	676	..	..	..	..	53,981	..	45	..	..
Portuguese East Africa . . . . .	..	3	9	7	..	289	400	2,322	2,867	8
United States of America— Vid Atlantic Coast . . . . .	..	..	2	..	..	..	120	3,358	..	..
Other Foreign Countries . . . . .	1	1	4	1	..	350	727	772	869	46
<b>TOTAL FOREIGN COUNTRIES</b>	<b>911</b>	<b>47</b>	<b>180</b>	<b>49</b>	<b>65</b>	<b>1,00,559</b>	<b>14,123</b>	<b>32,443</b>	<b>15,591</b>	<b>7,891</b>
<i>Share of Bengal . . . . .</i>	<i>590</i>	<i>19</i>	<i>3</i>	<i>20</i>	<i>28</i>	<i>67,743</i>	<i>1,723</i>	<i>4,633</i>	<i>12,350</i>	<i>14,324</i>
<i>„ Bombay . . . . .</i>	<i>399</i>	<i>153</i>	<i>182</i>	<i>213</i>	<i>18</i>	<i>1,53,571</i>	<i>1,11,723</i>	<i>47,908</i>	<i>61,568</i>	<i>6,484</i>
<i>„ Sind . . . . .</i>	<i>36</i>	<i>20</i>	<i>64</i>	<i>38</i>	<i>62</i>	<i>5,952</i>	<i>3,169</i>	<i>10,697</i>	<i>5,924</i>	<i>6,241</i>
<i>„ Madras . . . . .</i>	<i>5</i>	<i>..</i>	<i>3</i>	<i>1</i>	<i>3</i>	<i>2,619</i>	<i>..</i>	<i>11,158</i>	<i>250</i>	<i>1,984</i>
<i>„ Burma . . . . .</i>	<i>245</i>	<i>9</i>	<i>2</i>	<i>2</i>	<i>..</i>	<i>12,836</i>	<i>4,194</i>	<i>1,114</i>	<i>1,262</i>	<i>235</i>
<b>TOTAL</b>	<b>1,205</b>	<b>194</b>	<b>259</b>	<b>263</b>	<b>111</b>	<b>2,47,721</b>	<b>1,20,809</b>	<b>75,504</b>	<b>71,355</b>	<b>29,768</b>
<b>Total Iron or Steel—</b>	<b>Tons</b>	<b>Tons</b>	<b>Tons</b>	<b>Tons</b>	<b>Tons</b>					
United Kingdom . . . . .	860	1,218	182	384	392	2,59,211	1,72,047	68,193	1,12,701	1,07,801
Aden and Dependencies . . . . .	58	33	105	39	13	17,265	14,625	29,986	10,492	4,401
Bahrain Islands . . . . .	112	125	96	37	8	32,790	40,170	32,090	12,088	3,533
Maldives . . . . .	24	6	2	..	7	6,130	2,225	450	..	1,380
Ceylon	32	49	32	26	31	15,411	7,921	10,914	11,079	9,192
Straits Settlements (including Labuan) . . . . .	8	16	13	23	13	6,380	7,441	7,197	6,271	2,384
Zanzibar and Pemba . . . . .	12	51	8	14	8	3,065	16,211	3,782	2,945	2,540
Kenya Colony . . . . .	208	65	32	18	6	40,174	15,362	9,962	7,636	2,503
Tanganyika Territory . . . . .	9	35	34	19	..	3,663	11,940	15,185	7,591	325
Seychelles . . . . .	17	7	11	21	4	5,252	3,496	3,981	5,697	2,070
Canada— Vid Atlantic Coast . . . . .	..	..	..	..	..	..	..	..	..	1,261
Victoria . . . . .	..	..	..	..	113	..	..	..	..	22,811
<i>Australian Commonwealth (Total)</i>	<i>..</i>	<i>..</i>	<i>..</i>	<i>..</i>	<i>113</i>	<i>..</i>	<i>..</i>	<i>..</i>	<i>..</i>	<i>22,811</i>
Other British Possessions . . . . .	3	2	1	..	..	758	2,101	482	854	22,811
<b>TOTAL BRITISH EMPIRE</b>	<b>1,338</b>	<b>1,607</b>	<b>516</b>	<b>531</b>	<b>595</b>	<b>3,95,099</b>	<b>2,93,539</b>	<b>1,32,222</b>	<b>1,76,354</b>	<b>1,60,845</b>
Germany . . . . .	7	562	48	7	617	3,666	24,445	14,050	4,292	43,613
Netherlands . . . . .	225	31	13	..	2	12,362	2,427	1,516	..	416
Belgium . . . . .	72	417	1,194	454	2,531	6,292	20,436	43,860	16,820	46,041
France . . . . .	2	5	..	..	..	6,638	1,000	..	3,060	461
Italy . . . . .	13,209	8,525	20,930	7,259	34,815	4,77,338	2,32,457	8,41,768	1,86,038	6,14,605
Austria . . . . .	64	..	306	..	..	2,240	..	12,240	..	..
Maskat Territory and Trucial Oman . . . . .	85	82	66	77	41	26,581	23,353	21,049	22,570	12,411
Other Native States in Arabia . . . . .	64	53	73	41	15	23,032	22,468	25,596	14,960	4,366
Iraq . . . . .	46	46	31	17	7	14,589	14,602	12,973	7,675	3,192
Persia . . . . .	200	73	206	55	25	49,252	23,419	53,507	17,332	7,626
Java . . . . .	10	16	..	..	2	2,946	3,378	..	10	706
Siam . . . . .	77	..	..	..	1	10,947	40	..	..	912
China (exclusive of Hongkong and Macão) . . . . .	605	..	..	..	2	25,153	..	..	..	2,270
Japan . . . . .	19,613	36,369	42,148	28,212	44,697	7,07,115	11,45,967	14,65,037	9,93,806	6,80,311
Portuguese East Africa . . . . .	3	21	17	25	..	1,370	4,230	4,668	7,519	13
Italian East Africa (Somaliland and Kistree) . . . . .	9	6	6	3	..	2,390	2,075	2,100	625	..
French Somaliland . . . . .	1	3	1	3	..	505	1,425	500	1,750	225
United States of America— Vid Atlantic Coast . . . . .	513	..	2	..	..	26,526	420	3,358	..	..
Other Foreign Countries . . . . .	3	2	2	1	..	468	1,059	830	387	50
<b>TOTAL FOREIGN COUNTRIES</b>	<b>34,808</b>	<b>46,211</b>	<b>65,043</b>	<b>36,154</b>	<b>82,805</b>	<b>13,99,410</b>	<b>15,23,202</b>	<b>25,03,052</b>	<b>12,70,435</b>	<b>14,17,364</b>

No. 15—continued

ARTICLES, AND COUNTRIES OF FINAL DESTINATION; ALSO SHARE OF EACH PROVINCE	QUANTITY					VALUE				
	1927-28	1928-29	1929-30	1930-31	1931-32	1927-28	1928-29	1929-30	1930-31	1931-32
<b>Metals and Ores—continued</b>										
<b>Iron or Steel—concluded</b>										
<i>Total Iron or Steel—contd.</i>	Tons	Tons	Tons	Tons	Tons	₹	₹	₹	₹	₹
Share of Bengal . . . . .	1,127	600	86	86	568	1,25,124	58,959	39,741	44,533	79,071
„ Bombay . . . . .	31,364	38,957	44,439	24,953	65,741	14,78,258	13,08,592	17,89,405	8,96,261	12,22,151
„ Sind . . . . .	2,769	13,026	18,754	8,672	10,934	81,066	4,21,766	7,57,691	4,12,512	1,63,941
„ Madras . . . . .	53	49	1,027	3,011	3,335	17,816	19,081	64,771	91,186	77,119
„ Burma . . . . .	733	187	1,203	13	2,822	92,245	11,343	33,766	7,797	[30,927
<b>TOTAL</b>	<b>36,146</b>	<b>47,818</b>	<b>65,559</b>	<b>36,785</b>	<b>88,400</b>	<b>17,94,509</b>	<b>18,16,741</b>	<b>26,85,274</b>	<b>14,53,289</b>	<b>15,78,209</b>
<b>Lead—</b>										
<i>Unwrought—</i>										
<i>Ore (II. F)—</i>	Tons	Tons	Tons	Tons	Tons					
<b>TOTAL BRITISH EMPIRE</b>	..	1	10	..	..	..	685	2,040	..	130
Belgium . . . . .	..	..	41	..	..	..	..	6,510	..	..
Other Foreign Countries . . . . .	..	..	..	..	1	100	350	765	340	1,287
<b>TOTAL FOREIGN COUNTRIES</b>	..	..	41	..	1	100	350	7,275	340	1,287
<i>Share of Bengal . . . . .</i>	..	..	41	..	..	..	..	6,510	..	..
„ Bombay . . . . .	..	1	10	..	1	100	1,035	2,805	340	1,272
„ Sind . . . . .	..	..	..	..	..	..	..	..	..	45
<b>TOTAL</b>	..	1	51	..	1	100	1,035	9,315	340	1,417
<i>Pig (III. L)—</i>	Cwts.	Cwts.	Cwts.	Cwts.	Cwts.					
Ceylon . . . . .	..	15	..	..	..	..	7,564	..	..	..
Other British Possessions . . . . .	24	27	7	..	..	550	600	140	..	..
<b>TOTAL BRITISH EMPIRE</b>	24	42	7	..	..	550	8,164	140	..	..
Maskat Territory and Trucial Oman . . . . .	54	92	30	34	37	1,770	2,225	860	1,186	910
Other Native States in Arabia . . . . .	1	6	..	1	13	20	150	..	16	210
Persia . . . . .	5	78	19	..	..	60	1,020	440	..	..
<b>TOTAL FOREIGN COUNTRIES</b>	60	176	49	35	50	1,850	3,395	1,300	1,202	1,120
<i>Share of Bengal . . . . .</i>	..	13	..	..	..	..	7,524	..	..	..
„ Bombay . . . . .	34	205	56	35	50	2,400	4,035	1,440	1,202	1,120
<b>TOTAL</b>	84	218	56	35	50	2,400	11,559	1,440	1,202	1,120
<i>Other sorts (III. L)—</i>	Cwts.	Cwts.	Cwts.	Cwts.	Cwts.					
Aden and Dependencies . . . . .	50	200	..	50	..	1,500	3,660	..	1,500	..
Ceylon . . . . .	1	5	2	2	285	25	120	40	100	5,626
Other British Possessions . . . . .	42	67	5	2	..	750	1,440	192	49	..
<b>TOTAL BRITISH EMPIRE</b>	93	272	7	54	285	2,275	5,220	232	1,649	5,626
Belgium . . . . .	..	..	..	..	420	..	..	..	..	2,643
Maskat Territory and Trucial Oman . . . . .	121	252	195	107	140	3,690	5,560	5,500	2,505	3,245
Other Foreign Countries . . . . .	28	22	5	11	..	565	413	150	560	..
<b>TOTAL FOREIGN COUNTRIES</b>	144	274	200	118	560	4,255	6,973	5,650	3,065	5,888
<i>Share of Bengal . . . . .</i>	..	40	..	..	420	..	900	10	..	2,643
„ Bombay . . . . .	332	604	207	172	145	6,430	11,243	5,372	4,714	3,365
„ Sind . . . . .	5	2	..	..	..	100	50	..	..	..
„ Madras . . . . .	..	..	..	..	280	..	..	..	..	5,500
<b>TOTAL</b>	287	546	207	172	845	6,530	12,193	5,882	4,714	11,508

GENERAL EXPORTS

( 950 )

FOREIGN MERCHANDISE

No. 15—continued

ARTICLES, AND COUNTRIES OF FINAL DESTINATION; ALSO SHARE OF EACH PROVINCE	QUANTITY					VALUE				
	1927-28	1928-29	1929-30	1930-31	1931-32	1927-28	1928-29	1929-30	1930-31	1931-32
<b>Metals and Ores—continued</b>						R	R	R	R	R
<b>Lead—continued</b>										
<b>Wrought, all sorts (I.I. D)—</b>	Cwts.	Cwts.	Cwts.	Cwts.	Cwts.					
United Kingdom . . .	..	96	..	7	..	..	3,866	..	800	50
Aden and Dependencies . .	78	..	39	26	..	2,180	..	1,800	825	..
Ceylon . . . . .	23	160	2	..	3	625	4,420	40	..	165
Kenya Colony . . . . .	87	5	2	21	..	2,600	100	50	1,760	..
Other British Possessions .	1	..	27	1	..	30	..	410	50	..
<b>TOTAL BRITISH EMPIRE</b>	<b>189</b>	<b>261</b>	<b>70</b>	<b>55</b>	<b>3</b>	<b>5,485</b>	<b>7,886</b>	<b>1,800</b>	<b>3,485</b>	<b>215</b>
<b>TOTAL FOREIGN COUNTRIES</b>	<b>84</b>	<b>5</b>	<b>18</b>	<b>25</b>	<b>65</b>	<b>1,128</b>	<b>100</b>	<b>515</b>	<b>665</b>	<b>1,345</b>
<i>Share of Bengal . . . . .</i>	<i>12</i>	<i>31</i>	<i>..</i>	<i>7</i>	<i>..</i>	<i>100</i>	<i>3,866</i>	<i>..</i>	<i>800</i>	<i>50</i>
<i>" Bombay . . . . .</i>	<i>205</i>	<i>20</i>	<i>33</i>	<i>73</i>	<i>63</i>	<i>6,240</i>	<i>607</i>	<i>3,315</i>	<i>3,306</i>	<i>1,510</i>
<i>" Sind . . . . .</i>	<i>6</i>	<i>5</i>	<i>..</i>	<i>..</i>	<i>..</i>	<i>133</i>	<i>100</i>	<i>..</i>	<i>..</i>	<i>..</i>
<i>" Madras; . . . . .</i>	<i>..</i>	<i>160</i>	<i>..</i>	<i>..</i>	<i>..</i>	<i>..</i>	<i>4,420</i>	<i>..</i>	<i>..</i>	<i>..</i>
<b>TOTAL</b>	<b>223</b>	<b>266</b>	<b>88</b>	<b>80</b>	<b>68</b>	<b>6,563</b>	<b>7,986</b>	<b>2,315</b>	<b>4,100</b>	<b>1,560</b>
<b>Total Lead (excluding Ore)—</b>	Cwts.	Cwts.	Cwts.	Cwts.	Cwts.					
United Kingdom . . . . .	40	106	..	7	..	700	3,566	10	800	50
Aden and Dependencies . .	128	200	39	76	..	3,680	3,660	1,300	2,825	..
Ceylon . . . . .	24	180	4	2	288	650	12,104	80	100	5,785
Kenya Colony . . . . .	87	5	2	21	..	2,600	100	52	1,780	..
Other British Possessions .	27	84	39	3	..	630	1,840	780	99	..
<b>TOTAL BRITISH EMPIRE</b>	<b>306</b>	<b>575</b>	<b>84</b>	<b>109</b>	<b>288</b>	<b>8,260</b>	<b>21,270</b>	<b>2,172</b>	<b>5,684</b>	<b>5,835</b>
<b>Belgium . . . . .</b>	<b>..</b>	<b>..</b>	<b>..</b>	<b>..</b>	<b>420</b>	<b>..</b>	<b>..</b>	<b>..</b>	<b>..</b>	<b>2,643</b>
<b>Maskat Territory and Trucial Oman . . . . .</b>	<b>200</b>	<b>349</b>	<b>225</b>	<b>156</b>	<b>230</b>	<b>6,078</b>	<b>8,895</b>	<b>6,260</b>	<b>4,141</b>	<b>5,875</b>
<b>Persia . . . . .</b>	<b>16</b>	<b>88</b>	<b>24</b>	<b>14</b>	<b>..</b>	<b>275</b>	<b>1,220</b>	<b>590</b>	<b>260</b>	<b>..</b>
<b>Other Foreign Countries .</b>	<b>22</b>	<b>18</b>	<b>13</b>	<b>8</b>	<b>16</b>	<b>880</b>	<b>368</b>	<b>515</b>	<b>531</b>	<b>335</b>
<b>TOTAL FOREIGN COUNTRIES</b>	<b>238</b>	<b>456</b>	<b>262</b>	<b>178</b>	<b>675</b>	<b>7,238</b>	<b>10,468</b>	<b>7,465</b>	<b>4,932</b>	<b>8,853</b>
<i>Share of Bengal . . . . .</i>	<i>12</i>	<i>134</i>	<i>..</i>	<i>7</i>	<i>420</i>	<i>190</i>	<i>11,290</i>	<i>10</i>	<i>300</i>	<i>2,693</i>
<i>" Bombay . . . . .</i>	<i>621</i>	<i>720</i>	<i>316</i>	<i>280</i>	<i>263</i>	<i>15,070</i>	<i>16,873</i>	<i>9,627</i>	<i>9,218</i>	<i>5,996</i>
<i>" Sind . . . . .</i>	<i>11</i>	<i>7</i>	<i>..</i>	<i>..</i>	<i>..</i>	<i>233</i>	<i>150</i>	<i>..</i>	<i>..</i>	<i>..</i>
<i>" Madras . . . . .</i>	<i>..</i>	<i>160</i>	<i>..</i>	<i>..</i>	<i>280</i>	<i>..</i>	<i>4,420</i>	<i>..</i>	<i>..</i>	<i>5,500</i>
<b>TOTAL</b>	<b>544</b>	<b>1,030</b>	<b>346</b>	<b>287</b>	<b>963</b>	<b>15,493</b>	<b>31,738</b>	<b>9,687</b>	<b>10,016</b>	<b>14,188</b>

No. 15—continued

ARTICLES, AND COUNTRIES OF FINAL DESTINATION; ALSO SHARE OF EACH PROVINCE	QUANTITY					VALUE				
	1927-28	1928-29	1929-30	1930-31	1931-32	1927-28	1928-29	1929-30	1930-31	1931-32
<b>Metals and Ores—continued</b>										
<b>Quicksilver (III. L)—</b>	Lbs.	Lbs.	Lbs.	Lbs.	Lbs.	R	R	R	R	R
Ceylon . . . . .	1,216	1,054	..	..	..	4,225	3,357	..	..	..
Other British Possessions .	80	305	155	..	75	400	1,095	670	..	300
<b>TOTAL BRITISH EMPIRE</b>	<b>1,296</b>	<b>1,359</b>	<b>155</b>	<b>..</b>	<b>75</b>	<b>4,625</b>	<b>4,452</b>	<b>670</b>	<b>..</b>	<b>300</b>
<b>Russia—</b>										
Southern Russia . . . . .	..	300	76	..	..	..	1,250	250	..	..
Iraq . . . . .	594	1,367	1,051	75	..	2,175	4,775	4,407	330	..
Persia . . . . .	342	2,050	75	..	150	1,202	5,924	330	..	675
Other Foreign Countries .	..	156	253	..	..	..	575	1,085	..	..
<b>TOTAL FOREIGN COUNTRIES</b>	<b>936</b>	<b>4,773</b>	<b>1,455</b>	<b>75</b>	<b>150</b>	<b>3,377</b>	<b>12,524</b>	<b>6,072</b>	<b>330</b>	<b>675</b>
<b>Share of Bombay</b>	<b>2,232</b>	<b>6,064</b>	<b>1,610</b>	<b>75</b>	<b>225</b>	<b>8,002</b>	<b>16,776</b>	<b>6,742</b>	<b>330</b>	<b>975</b>
" Madras . . . . .	..	68	..	..	..	..	200	..	..	..
<b>TOTAL</b>	<b>2,232</b>	<b>6,132</b>	<b>1,610</b>	<b>75</b>	<b>225</b>	<b>8,002</b>	<b>16,576</b>	<b>6,742</b>	<b>330</b>	<b>975</b>
<b>Tin—</b>										
<b>Unwrought (Blocks, Ingots, bars, and slabs) (III. L)—</b>	Cwts.	Cwts.	Cwts.	Cwts.	Cwts.					
United Kingdom . . . . .	..	261	..	..	..	..	12,387	..	..	..
Aden and Dependencies .	7	4	..	9	..	1,560	1,000	125	984	..
Bahrain Islands . . . . .	29	20	18	16	11	7,530	3,630	2,000	2,350	800
Ceylon . . . . .	1	1	17	6	23	800	100	1,372	720	504
Other British Possessions .	11	9	11	13	1	1,935	1,520	1,388	1,359	100
<b>TOTAL BRITISH EMPIRE</b>	<b>48</b>	<b>295</b>	<b>46</b>	<b>44</b>	<b>35</b>	<b>11,325</b>	<b>16,637</b>	<b>5,435</b>	<b>5,393</b>	<b>1,404</b>
<b>Russia—</b>										
Northern Russia . . . . .	..	..	10	..	..	..	..	1,600	..	..
Southern Russia . . . . .	..	11	15	18	..	..	1,584	2,125	1,900	..
Netherlands . . . . .	..	1,000	..	..	..	..	2,500	..	..	..
Italy . . . . .	..	2,028	..	..	..	..	3,042	..	..	..
Maskat Territory and Trucial Oman . . . . .	18	21	13	11	1	3,207	3,273	1,521	1,270	140
Other Native States in Arabia . . . . .	43	7	101	103	10	9,300	1,458	13,610	11,390	770
Iraq . . . . .	206	14	176	293	184	39,110	3,090	25,865	36,290	21,450
Persia . . . . .	128	169	323	328	231	24,376	24,788	47,862	89,065	24,214
Other Foreign Countries .	163	9	4	1	5	1,050	1,900	625	90	430
<b>TOTAL FOREIGN COUNTRIES</b>	<b>558</b>	<b>3,259</b>	<b>646</b>	<b>1,254</b>	<b>431</b>	<b>77,043</b>	<b>40,635</b>	<b>93,208</b>	<b>1,40,005</b>	<b>47,004</b>
<b>Share of Bengal</b>	<b>160</b>	<b>3,388</b>	<b>13</b>	<b>..</b>	<b>23</b>	<b>400</b>	<b>17,579</b>	<b>435</b>	<b>..</b>	<b>379</b>
" Bombay . . . . .	<b>446</b>	<b>266</b>	<b>679</b>	<b>1,297</b>	<b>441</b>	<b>37,968</b>	<b>41,693</b>	<b>93,208</b>	<b>1,45,276</b>	<b>47,747</b>
" Sind . . . . .	..	..	..	..	3	..	..	..	..	232
" Madras . . . . .	..	..	..	1	..	..	..	..	130	..
<b>TOTAL</b>	<b>606</b>	<b>3,554</b>	<b>632</b>	<b>1,298</b>	<b>466</b>	<b>88,368</b>	<b>59,272</b>	<b>93,643</b>	<b>1,45,598</b>	<b>48,408</b>

GENERAL EXPORTS

FOREIGN MERCHANDISE

( 952 )

No. 15—continued

ARTICLES AND COUNTRIES OF FINAL DESTINATION; ALSO SHARE OF EACH PROVINCE	QUANTITY					VALUE				
	1927-28	1928-29	1929-30	1930-31	1931-32	1927-28	1928-29	1929-30	1930-31	1931-32
	R	R	R	R	R	R	R	R	R	R
<b>Metals and Ores—continued</b>										
<b>Zinc or spelter—</b>										
<b>All Sorts—</b>	<b>Cwts.</b>	<b>Cwts.</b>	<b>Cwts.</b>	<b>Cwts.</b>	<b>Cwts.</b>					
Aden and Dependencies . . . . .	67	54	..	5	31	1,518	2,100	..	100	685
Ceylon . . . . .	..	2	..	33	..	..	65	..	1,454	..
Mauritius and Dependencies . . . . .	..	2	..	..	14	..	75	..	..	1,664
Other British Possessions . . . . .	39	15	27	7	..	1,300	657	600	279	..
<b>TOTAL BRITISH EMPIRE</b>	<b>106</b>	<b>73</b>	<b>27</b>	<b>45</b>	<b>45</b>	<b>3,118</b>	<b>2,907</b>	<b>600</b>	<b>1,833</b>	<b>2,349</b>
Germany . . . . .	..	168	3	..	..	..	1,630	80	..	..
Belgium . . . . .	..	..	..	200	20	..	..	..	1,328	700
French Somaliland . . . . .	..	50	50	..	..	..	1,100	1,600	..	..
Other Foreign Countries . . . . .	5	12	4	4	11	240	266	120	160	405
<b>TOTAL FOREIGN COUNTRIES</b>	<b>5</b>	<b>230</b>	<b>57</b>	<b>204</b>	<b>31</b>	<b>240</b>	<b>3,066</b>	<b>1,800</b>	<b>1,488</b>	<b>1,105</b>
Share of Bengal . . . . .	1	..	20	204	34	70	..	400	1,362	2,364
.. Bombay . . . . .	110	301	64	45	37	3,285	6,806	1,975	1,969	965
.. Sind . . . . .	..	..	..	..	5	..	..	..	..	125
.. Burma . . . . .	..	2	..	..	..	..	167	25	..	..
<b>TOTAL</b>	<b>111</b>	<b>308</b>	<b>84</b>	<b>249</b>	<b>76</b>	<b>3,358</b>	<b>5,963</b>	<b>2,400</b>	<b>3,321</b>	<b>3,454</b>
<b>Metals, unenumerated (I.L.L.)—</b>	<b>Cwts.</b>	<b>Cwts.</b>	<b>Cwts.</b>	<b>Cwts.</b>	<b>Cwts.</b>					
United Kingdom . . . . .	2,890	4,708	1,850	1,251	716	1,04,731	1,56,182	71,102	37,967	27,120
Aden and Dependencies . . . . .	150	150	181	369	506	22,890	18,111	20,285	41,775	53,510
Bahrain Islands . . . . .	21	32	10	4	28	3,525	4,100	1,600	310	3,304
Maldives . . . . .	25	..	..	..	1	2,900	..	..	..	75
Ceylon . . . . .	181	123	105	129	174	19,169	16,635	13,668	12,750	18,648
Straits Settlements (including Labuan) . . . . .	19	30	37	419	544	3,475	4,133	3,850	37,912	48,148
Hongkong . . . . .	..	9	1	..	213	..	1,300	76	..	5,896
Zanzibar and Pemba . . . . .	36	42	78	50	149	5,805	4,025	8,335	6,108	16,778
Kenya Colony . . . . .	76	145	325	405	34	11,750	18,479	36,975	35,119	3,765
Tanganyika Territory . . . . .	54	72	52	27	75	7,120	8,895	6,700	3,850	8,227
Anglo-Egyptian Sudan . . . . .	161	375	374	610	187	22,140	45,437	46,475	66,148	15,712
Mauritius and Dependencies . . . . .	110	28	19	95	145	15,850	3,130	2,020	2,858	15,089
Seychells . . . . .	8	2	8	8	4	1,150	200	950	750	450
Fiji Islands . . . . .	..	..	28	..	..	..	..	2,552	..	..
Other British Possessions . . . . .	..	1	3	2	8	..	200	700	210	1,040
<b>TOTAL BRITISH EMPIRE</b>	<b>3,681</b>	<b>5,717</b>	<b>3,066</b>	<b>3,869</b>	<b>2,784</b>	<b>2,20,505</b>	<b>2,80,877</b>	<b>2,15,588</b>	<b>2,44,372</b>	<b>2,21,762</b>
Germany . . . . .	42	1,789	1,987	7,870	3,252	3,097	56,229	70,142	1,06,293	36,700
Netherlands . . . . .	..	110	2,445	1,522	235	..	5,000	95,154	1,38,658	4,125
France . . . . .	..	..	127	..	..	..	..	4,636	185	..
Belgium . . . . .	..	12	..	28	..	..	2,959	..	700	..
Italy . . . . .	..	21	..	1	..	..	1,741	..	40	..
Maskat Territory and Trucial Oman . . . . .	34	48	33	9	52	5,625	6,660	5,000	1,250	6,029
Other Native States in Arabia . . . . .	37	52	9	1	79	5,700	6,176	1,060	285	9,554
Iraq . . . . .	255	304	196	42	714	32,971	34,827	34,084	4,750	79,572
Persia . . . . .	700	501	693	567	84	77,358	53,857	70,685	34,567	9,321
Sumatra . . . . .	..	..	..	..	18	..	..	..	..	1,217
Siam . . . . .	6	..	13	19	175	850	..	1,450	2,535	19,597
Japan . . . . .	5	..	345	..	206	661	..	5,175	..	11,890
Portuguese East Africa . . . . .	39	20	19	27	26	5,627	2,550	3,050	3,000	2,996
Italian East Africa (Somaliland and Eritrea) . . . . .	2	3	2	..	23	250	400	300	..	3,206
Other Foreign Countries . . . . .	5	15	..	9	17	825	1,500	..	905	1,740
<b>TOTAL FOREIGN COUNTRIES</b>	<b>1,181</b>	<b>2,870</b>	<b>5,869</b>	<b>10,095</b>	<b>4,976</b>	<b>1,32,004</b>	<b>1,70,939</b>	<b>2,90,716</b>	<b>2,93,778</b>	<b>1,85,957</b>



No. 15—continued

ARTICLES, AND COUNTRIES OF FINAL DESTINATION; ALSO SHARE OF EACH PROVINCE	QUANTITY					VALUE				
	1927-28	1928-29	1929-30	1930-31	1931-32	1927-28	1928-29	1929-30	1930-31	1931-32
	Cwts.	Cwts.	Cwts.	Cwts.	Cwts.	R	R	R	R	R
<b>Metals and Ores—continued</b>										
<b>Metals, unenumerated (III. L)—continued</b>										
Share of Bengal . . . . .	2,710	3,584	609	5,392	3,443	1,00,522	1,26,061	35,742	1,42,237	61,540
„ Bombay . . . . .	2,068	2,975	7,080	7,515	3,318	2,50,193	2,58,091	4,30,310	3,54,366	2,80,893
„ Sind . . . . .	..	1,609	1,393	3	43	..	52,339	39,467	180	2,525
„ Madras . . . . .	27	335	..	144	499	1,729	15,450	..	5,695	9,539
„ Burma . . . . .	10	34	3	411	457	1,025	3,875	595	36,172	53,822
<b>TOTAL</b>	<b>4,815</b>	<b>8,587</b>	<b>8,985</b>	<b>13,464</b>	<b>7,760</b>	<b>2,53,469</b>	<b>4,55,816</b>	<b>5,05,804</b>	<b>5,38,650</b>	<b>4,07,719</b>
<b>Ores, unenumerated (II. F)</b>	<b>Tons</b>	<b>Tons</b>	<b>Tons</b>	<b>Tons</b>	<b>Tons</b>					
United Kingdom . . . . .	..	11	..	..	..	..	20,600	..	..	5
United States of America— Via Atlantic Coast . . . . .	20	..	..	..	..	1,330	..	..	..	..
Other foreign countries . . . . .	..	..	..	1	..	40	..	..	45	15
<b>TOTAL FOREIGN COUNTRIES.</b>	<b>20</b>	<b>..</b>	<b>..</b>	<b>1</b>	<b>..</b>	<b>1,370</b>	<b>..</b>	<b>..</b>	<b>45</b>	<b>15</b>
Share of Bengal . . . . .	20	..	..	1	..	1,330	..	..	45	..
„ Bombay . . . . .	..	..	..	..	..	..	..	..	..	20
„ Sind . . . . .	..	..	..	..	..	40	..	..	..	..
„ Burma . . . . .	..	11	..	..	..	..	20,600	..	..	..
<b>TOTAL</b>	<b>20</b>	<b>11</b>	<b>..</b>	<b>1</b>	<b>..</b>	<b>1,370</b>	<b>20,600</b>	<b>..</b>	<b>45</b>	<b>20</b>
<b>Total Metals and Ores—</b>	<b>Tons</b>	<b>Tons</b>	<b>Tons</b>	<b>Tons</b>	<b>Tons</b>					
United Kingdom . . . . .	1,208	1,518	474	459	431	4,82,415	406,383	2,93,504	1,64,352	1,45,974
Aden and Dependencies . . . . .	72	55	132	63	41	49,783	42,286	60,071	56,976	60,221
Bahrain Islands . . . . .	122	136	111	40	13	51,400	55,890	50,602	16,726	12,120
Maldives . . . . .	26	6	2	..	7	10,160	2,575	1,400	..	1,515
Ceylon . . . . .	45	68	42	37	58	46,815	46,827	31,923	29,414	39,227
Straits Settlements (including Labuan) . . . . .	10	22	16	45	40	10,820	17,799	12,088	45,558	51,842
Federated Malay States . . . . .	1	1	..	..	..	2,218	1,592	600	90	750
Hongkong . . . . .	..	1	14	..	11	..	1,300	10,586	299	5,995
Cape of Good Hope . . . . .	..	..	1	..	..	..	..	1,440	250	..
Natal . . . . .	2	1	..	..	..	7,232	1,350	700	825	835
Zanzibar and Pemba . . . . .	15	55	18	19	16	16,320	23,596	20,972	13,078	20,743
Kenya Colony . . . . .	220	74	50	41	9	53,860	36,295	50,574	48,933	7,315
Tanganyika Territory . . . . .	13	39	39	21	4	14,373	22,410	24,865	11,176	8,602
Anglo-Egyptian Sudan . . . . .	8	19	19	31	9	22,670	46,297	46,475	66,848	19,712
Mauritius and Dependencies . . . . .	9	2	1	5	8	16,515	4,995	2,120	2,853	17,153
Seychelles . . . . .	18	7	12	22	5	6,702	4,629	0,046	7,222	2,780
Canada via Atlantic Coast . . . . .	..	..	..	..	..	..	..	..	..	1,360
British West India Islands . . . . .	..	2	..	..	..	..	3,436	..	..	..
Western Australia . . . . .	..	..	..	..	..	..	..	230	..	..
Southern Australia (including Northern Territory) . . . . .	..	..	..	..	..	..	..	100	..	..
Victoria . . . . .	..	..	..	..	113	..	1,200	..	..	22,812
New South Wales . . . . .	..	..	..	..	..	650	..	..	..	..
<b>Australian Commonwealth (Total)</b> . . . . .	<b>..</b>	<b>..</b>	<b>..</b>	<b>..</b>	<b>113</b>	<b>650</b>	<b>1,200</b>	<b>330</b>	<b>..</b>	<b>22,812</b>
Phil Islands . . . . .	..	1	1	..	..	..	675	2,552	..	..
Other British Possessions . . . . .	..	..	..	..	..	..	507	718	..	..
<b>TOTAL BRITISH EMPIRE</b>	<b>1,761</b>	<b>2,007</b>	<b>932</b>	<b>733</b>	<b>765</b>	<b>7,96,988</b>	<b>7,19,997</b>	<b>6,22,421</b>	<b>4,63,200</b>	<b>4,18,957</b>
<b>Russia—</b>										
Northern Russia . . . . .	..	..	..	..	..	..	..	1,620	..	..
Southern Russia . . . . .	..	1	1	1	..	..	2,834	2,375	1,900	..
Germany . . . . .	16	837	341	418	780	13,880	2,00,900	2,41,023	1,21,438	81,236
Netherlands . . . . .	225	87	146	99	14	12,862	9,927	1,04,545	1,50,651	4,541
Belgium . . . . .	80	418	1,235	467	2,603	6,692	23,395	50,390	18,902	49,417
France . . . . .	2	7	6	..	..	6,638	3,600	4,930	3,245	460
Italy . . . . .	13,209	8,028	20,030	7,259	34,815	4,77,331	2,37,490	8,41,763	1,66,078	6,14,775
Austria . . . . .	64	..	306	..	..	2,240	..	12,240	..	..

GENERAL EXPORTS

FOREIGN MERCHANDISE

No. 15—continued

ARTICLES, AND COUNTRIES OF FINAL DESTINATION; ALSO SHARE OF EACH PROVINCE	QUANTITY					VALUE				
	1927-28	1928-29	1929-30	1930-31	1931-32	1927-28	1928-29	1929-30	1930-31	1931-32
<b>Metals and Ores—concluded</b>										
<i>Total Metals and Ores—continued</i>										
Mascat Territory and Trucial Oman	Tons 100	Tons 106	Tons 82	Tons 86	Tons 58	₹ 49,843	₹ 45,560	₹ 37,120	₹ 29,851	₹ 26,076
Other Native States in Arabia	85	63	88	51	24	59,507	38,327	52,708	32,099	19,296
Iraq	75	69	56	38	53	96,185	64,770	87,451	55,670	1,06,079
Persia	328	191	283	156	57	2,46,552	1,06,056	2,08,948	1,79,098	58,843
Sumatra	10	16	5	..	2	3,491	3,378	1,034	85	1,217
Java	..	..	..	..	..	..	..	..	..	706
Siam	77	..	1	1	10	12,247	600	1,450	2,585	20,809
China (exclusive of Hongkong and Macao)	605	..	..	..	2	25,703	..	..	757	3,455
Japan	19,614	36,269	42,166	28,212	44,712	7,06,326	11,40,167	14,70,965	9,93,896	6,92,217
Egypt	..	2	1	1	1	1,285	1,669	1,110	3,300	1,826
Portuguese East Africa	5	22	18	26	1	8,273	8,050	8,764	11,455	3,402
Italian East Africa (Somaliland and Eritrea)	9	6	6	8	1	2,640	2,475	3,195	625	3,416
French Somaliland	1	6	4	3	1	755	4,103	2,500	1,750	1,714
United States of America—Via Atlantic Coast	536	..	2	..	1	42,926	2,021	3,466	855	1,163
" Pacific "	..	..	..	..	..	109	..	..	..	50
Other Foreign Countries	3	..	1	1	..	1,368	1,925	400	1,632	423
<b>TOTAL FOREIGN COUNTRIES</b>	<b>35,044</b>	<b>46,828</b>	<b>65,678</b>	<b>36,822</b>	<b>83,136</b>	<b>17,73,860</b>	<b>19,94,147</b>	<b>31,34,998</b>	<b>17,96,472</b>	<b>16,90,591</b>
<i>Share of Bengal</i>	<i>1,494</i>	<i>959</i>	<i>200</i>	<i>381</i>	<i>766</i>	<i>3,50,324</i>	<i>2,27,734</i>	<i>1,75,782</i>	<i>2,05,660</i>	<i>1,51,209</i>
" Bombay	31,755	34,394	45,186	25,499	65,977	20,22,675	18,75,139	25,99,353	14,97,173	16,08,534
" Sind	2,770	13,204	18,994	8,672	10,938	81,389	5,33,070	9,42,071	4,13,879	1,74,227
" Madras	55	75	1,027	3,018	3,375	22,240	41,456	65,706	97,451	94,937
" Burma	734	203	1,203	35	2,845	93,760	36,065	34,468	45,819	36,641
<b>TOTAL</b>	<b>36,806</b>	<b>48,835</b>	<b>66,610</b>	<b>37,605</b>	<b>83,901</b>	<b>25,70,348</b>	<b>27,14,144</b>	<b>37,57,419</b>	<b>22,59,672</b>	<b>21,09,548</b>
<b>Oils—Animal (II. G)—</b>										
<b>TOTAL BRITISH EMPIRE</b>	Gals. ..	Gals. 12	Gals. ..	Gals. 28	Gals. 12	..	30	..	175	60
<b>TOTAL FOREIGN COUNTRIES</b>	..	..	..	14	456	..	..	..	82	268
<i>Share of Bengal</i>	..	..	..	..	12	..	..	..	..	60
" Bombay	..	12	..	22	456	..	30	..	55	268
" Sind	..	..	..	20	..	..	..	..	152	..
<b>TOTAL</b>	..	12	..	42	468	..	30	..	207	328
<b>Essential (II. G)—</b>										
United Kingdom	Gals. 8	Gals. 2	Gals. 241	Gals. 145	Gals. ..	425	300	2,750	3,253	..
Ceylon	22	12	6	9	7	315	154	2,010	1,252	700
Anglo-Egyptian Sudan	289	268	..	304	275	5,400	12,630	..	9,950	6,905
Other British Possessions	27	2	37	54	28	975	150	1,605	1,250	650
<b>TOTAL BRITISH EMPIRE</b>	<b>346</b>	<b>279</b>	<b>284</b>	<b>512</b>	<b>310</b>	<b>7,115</b>	<b>18,234</b>	<b>6,365</b>	<b>15,705</b>	<b>8,255</b>
Germany	..	..	9	10	..	..	..	11,790	252	..
Netherlands	..	..	480	80	..	..	..	37,788	3,356	..
France	156	..	3	27	86	6,610	..	230	661	1,360
Switzerland	..	12	7	..	..	..	465	2,750	..	..
Mascat Territory and Trucial Oman	6	8	..	..	..	1,801	982	..	..	..
China (exclusive of Hongkong and Macao)	..	..	..	..	..	..	..	1,150	1,330	1,490
Japan	..	..	19	22	14	..	..	..	..	..
United States of America—Via Atlantic Coast	..	..	..	56	1	..	..	..	4,000	50
Other Foreign Countries	1	1	10	21	..	200	417	150	280	..
<b>TOTAL FOREIGN COUNTRIES</b>	<b>163</b>	<b>16</b>	<b>528</b>	<b>216</b>	<b>101</b>	<b>8,411</b>	<b>1,864</b>	<b>53,858</b>	<b>9,879</b>	<b>2,900</b>
<i>Share of Bengal</i>	<i>30</i>	<i>..</i>	<i>459</i>	<i>153</i>	<i>101</i>	<i>740</i>	<i>..</i>	<i>49,678</i>	<i>3,441</i>	<i>3,600</i>
" Bombay	479	283	58	504	303	14,786	14,944	5,195	18,726	7,555
" Sind	..	..	..	50	..	..	..	..	2,038	..
" Madras	..	12	24	18	7	..	164	2,706	1,379	700
" Burma	..	..	241	..	..	..	..	2,750	..	..
<b>TOTAL</b>	<b>509</b>	<b>295</b>	<b>812</b>	<b>728</b>	<b>411</b>	<b>15,626</b>	<b>15,098</b>	<b>60,223</b>	<b>25,584</b>	<b>11,155</b>
<b>Mineral—</b>										
<b>Kerosene (II. G)—</b>										
Maldives	Gals. ..	Gals. 8,700	Gals. ..	Gals. ..	Gals. 20,000	..	5,950	..	..	12,500
Ceylon	3,757	8	..	..	74	3,161	19	..	..	90
Other British Possessions	..	22	43	12	2	..	40	58	14	2
<b>TOTAL BRITISH EMPIRE</b>	<b>3,757</b>	<b>8,630</b>	<b>43</b>	<b>12</b>	<b>20,076</b>	<b>3,161</b>	<b>6,009</b>	<b>58</b>	<b>14</b>	<b>12,592</b>

No. 15—continued

ARTICLES, AND COUNTRIES OF FINAL DESTINATION; ALSO SHARE OF EACH PROVINCE	QUANTITY					VALUE				
	1927-28	1928-29	1929-30	1930-31	1931-32	1927-28	1928-29	1929-30	1930-31	1931-32
	Gals.	Gals.	Gals.	Gals.	Gals.	R	R	R	R	R
<b>Oils—continued</b>										
<i>Mineral—continued</i>										
Kerosene (II. G)—continued										
Maskat Territory and Trucial Oman	4,004	12	..	1,760	405	2,503	11	..	1,370	381
United States of America— Via Atlantic Coast	296	180	1,090	10	8	304	152	1,175	10	18
Other Foreign Countries	58	87	4	..	..	48	106	8	..	..
<b>TOTAL FOREIGN COUNTRIES</b>	<b>4,358</b>	<b>279</b>	<b>1,094</b>	<b>1,770</b>	<b>413</b>	<b>2,850</b>	<b>299</b>	<b>1,178</b>	<b>1,380</b>	<b>349</b>
<i>Share of Bengal</i>	164	88	248	22	..	165	100	318	24	..
Bombay	193	87	80	..	2	187	108	37	..	2
Sind	5,541	8,102	4	1,780	4,405	3,999	6,054	3	1,370	2,831
Madras	2,212	16	400	..	16,074	1,660	28	370	..	10,090
Burma	..	16	407	..	8	..	20	453	..	18
<b>TOTAL</b>	<b>8,110</b>	<b>8,309</b>	<b>1,187</b>	<b>1,782</b>	<b>20,489</b>	<b>6,011</b>	<b>6,508</b>	<b>1,231</b>	<b>1,394</b>	<b>12,941</b>
<b>Other kinds (II. G)—</b>	<b>Gals.</b>	<b>Gals.</b>	<b>Gals.</b>	<b>Gals.</b>	<b>Gals.</b>					
United Kingdom	2,202,433	1,198,648	2,298,605	865,830	147,874	4,35,495	2,59,495	4,55,147	1,77,245	38,046
Aden and Dependencies	102,361	132,448	1,718	585	650	32,621	32,237	3,455	1,142	1,490
Bahrain Islands	7,027	9,988	15,652	14,589	4,985	15,057	14,124	21,447	24,093	7,140
Ceylon	140,720	2,186,172	253,430	32,578	577,284	61,751	1,62,810	73,797	56,084	1,48,280
Strait Settlements (including Labuan)	139,428	33,932	104,096	37,793	12,318	89,018	16,268	24,267	25,545	3,008
Federated Malay States	305	2,770	20	10	..	1,527	5,539	130	60	..
Natal	..	..	75,934	..	28,966	..	..	15,019	..	5,668
Zanzibar and Pemba	60	137	1,252	619	563	200	290	1,832	1,360	1,450
Kenya Colony	6,183	3,283	4,703	2,491	119,623	11,107	5,814	6,831	3,340	5,491
Tanganyika Territory	372	1,059	133	50	..	990	1,517	295	90	..
Anglo-Egyptian Sudan	774,484	..	862,775	..	..	1,71,083	..	1,72,555	..	..
Seychelles	352	885	1,038	619	115	200	793	3,623	1,509	475
Western Australia	..	..	76,984	123,905	..	..	..	15,519	25,326	..
South Australia (including Northern Territory)	..	..	..	..	40,488	..	..	..	..	8,210
Victoria	..	189,274	..	..	..	..	20,125	..	..	..
<i>Australian Commonwealth (Total)</i>	..	139,274	76,984	123,905	40,488	..	20,125	15,519	25,326	8,210
Fiji Islands	10,518	..	..	..	..	20,301	..	..	..	..
Other British Possessions	..	677	205	..	186	911	1,083	225	..	395
<b>TOTAL BRITISH EMPIRE</b>	<b>3,385,113</b>	<b>3,710,773</b>	<b>3,691,606</b>	<b>1,084,069</b>	<b>833,503</b>	<b>3,49,811</b>	<b>5,29,195</b>	<b>7,94,042</b>	<b>3,15,784</b>	<b>2,14,693</b>
France	..	..	..	616	24	..	..	..	1,251	823
Italy	708,892	215,693	129,266	84,638	113,028	2,32,666	58,149	19,842	24,080	21,681
Maskat Territory and Trucial Oman	202,938	1,818	821	1,133	1,038	43,968	5,608	2,256	1,816	2,097
Other Native States in Arabia	674	361	172	400	462	1,917	980	385	695	1,860
Iraq	15,250	89,304	36,335	35,967	25,259	36,524	90,735	1,00,604	72,390	71,954
Persia	23,717	86,311	361,785	297,320	5,377	29,273	85,749	1,77,601	1,41,754	15,039
Sumatra	10	28,613	..	..	61,559	10	5,329	..	..	9,031
Java	..	111,850	27,862	12,730	..	..	23,396	5,179	2,508	..
Borneo (Dutch)	..	39,125	..	..	..	..	3,384	..	..	..
Indo China (including, Cochin China, Cambodia, Annam, Tonkin and French leased territories in China)	..	39,930	..	..	28,025	..	7,986	..	..	4,943
Philippine Islands and Guam China (exclusive of Hong- kong and Macao)	10	..	36,980	..	..	50	..	6,716	..	..
Japan	..	180,944	95,985	48,242	..	..	27,484	17,140	9,477	..
Egypt	153,982	..	161	266	..	33,324	..	300	445	..
Portuguese East Africa	13,133	5	17,206	70	51	23,612	15	9,353	141	224
Italian East Africa (Somali- land and Britera)	608	..	..	..	..	1,320	..	..	..	..
French Somaliland	..	1,148	583	142	455	..	2,100	2,610	150	1,785
Argentine Republic	..	..	103,688	..	..	..	..	20,918	..	..
United States of America— Via Atlantic Coast	632,657	2,153,327	1,064,739	1,559,233	39,133	1,25,615	4,26,537	2,12,333	3,12,354	7,577
Uruguay	..	..	..	100	..	..	..	..	1,312	..
Other Foreign Countries	633	350	203	7	50	1,216	615	362	20	70
<b>TOTAL FOREIGN COUNTRIES</b>	<b>1,757,549</b>	<b>2,896,324</b>	<b>1,875,744</b>	<b>2,040,864</b>	<b>264,516</b>	<b>5,30,000</b>	<b>7,43,047</b>	<b>5,75,739</b>	<b>5,63,338</b>	<b>1,37,034</b>
<i>Share of Bengal</i>	25,115	33,203	2,350	1,412	6,924	44,368	14,994	5,428	2,138	9,903
Bombay	4,374,469	3,543,937	4,406,373	2,623,893	993,321	11,23,027	9,00,019	11,37,379	7,57,201	3,13,857
Sind	737,135	933,604	1,149,676	392,930	82,530	2,04,377	2,16,542	2,06,527	92,324	21,389
Madras	2,394	306	3,321	4,596	1,797	1,733	770	13,479	5,262	2,630
Burma	3,549	2,096,047	595	102,102	13,447	6,306	1,39,924	1,968	27,247	4,243
<b>TOTAL</b>	<b>5,142,662</b>	<b>6,607,097</b>	<b>5,567,350</b>	<b>3,124,938</b>	<b>1,098,019</b>	<b>13,79,811</b>	<b>12,72,242</b>	<b>13,69,781</b>	<b>8,84,172</b>	<b>3,51,727</b>
<b>Total Mineral Oils</b>	<b>Gals. 5,150,772</b>	<b>Gals. 6,615,406</b>	<b>Gals. 5,568,487</b>	<b>Gals. 3,126,715</b>	<b>Gals. 1,118,508</b>	<b>13,85,822</b>	<b>12,78,550</b>	<b>13,71,012</b>	<b>8,85,566</b>	<b>3,61,668</b>

GENERAL EXPORTS

FOREIGN MERCHANDISE

( 956 )

No. 15—continued

ARTICLES, AND COUNTRIES OF FINAL DESTINATION: ALSO SHARE OF EACH PROVINCE	QUANTITY					VALUE				
	1927-28	1928-29	1929-30	1930-31	1931-32	1927-28	1928-29	1929-30	1930-31	1931-32
<i>Oils—continued</i>										
<i>Vegetable, non-essential—</i>										
<i>Linseed (II. G)—</i>	Gals.	Gals.	Gals.	Gals.	Gals.	R	R	R	R	R
Bahrain Islands . . . . .	167	320	..	59	86	599	1,020	..	135	800
Other British Possessions . . . . .	307	266	328	436	615	687	1,234	1,284	1,178	1,308
<b>TOTAL BRITISH EMPIRE</b>	<b>474</b>	<b>586</b>	<b>328</b>	<b>495</b>	<b>701</b>	<b>1,286</b>	<b>2,254</b>	<b>1,284</b>	<b>1,313</b>	<b>1,608</b>
Iraq . . . . .	..	..	1,500	..	760	..	..	8,400	..	1,850
Other Foreign Countries . . . . .	464	476	688	487	491	1,617	1,172	2,150	1,823	1,365
<b>TOTAL FOREIGN COUNTRIES</b>	<b>464</b>	<b>476</b>	<b>2,188</b>	<b>487</b>	<b>1,251</b>	<b>1,617</b>	<b>1,172</b>	<b>10,550</b>	<b>1,823</b>	<b>2,715</b>
<i>Share of Bengal . . . . .</i>	..	12	..	..	..	..	15	..	..	..
<i>Bombay . . . . .</i>	673	399	2,221	749	1,901	1,929	3,898	10,821	2,138	4,154
<i>Sind . . . . .</i>	230	151	290	227	51	339	519	1,013	993	164
<i>Madras . . . . .</i>	15	..	..	..	..	60	..	..	..	..
<i>Burma . . . . .</i>	20	..	..	6	..	75	..	..	5	..
<b>TOTAL</b>	<b>938</b>	<b>1,062</b>	<b>2,511</b>	<b>982</b>	<b>1,952</b>	<b>2,903</b>	<b>3,426</b>	<b>11,834</b>	<b>3,136</b>	<b>4,818</b>
<i>Other sorts (II. G)—</i>	Gals.	Gals.	Gals.	Gals.	Gals.					
<b>TOTAL BRITISH EMPIRE</b>	<b>72</b>	<b>714</b>	<b>10</b>	<b>297</b>	<b>10</b>	<b>430</b>	<b>1,135</b>	<b>50</b>	<b>561</b>	<b>37</b>
Germany . . . . .	996	115	12	17	1,810	2,400	345	50	964	795
Iraq . . . . .	1,807	..	..	..	..	3,972	..	..	..	..
Other Foreign Countries . . . . .	30	5	61	199	..	125	31	110	489	..
<b>TOTAL FOREIGN COUNTRIES</b>	<b>1,283</b>	<b>120</b>	<b>73</b>	<b>216</b>	<b>1,810</b>	<b>6,497</b>	<b>376</b>	<b>160</b>	<b>1,453</b>	<b>795</b>
<i>Share of Bengal . . . . .</i>	58	599	..	305	1,820	359	910	..	1,686	795
<i>Bombay . . . . .</i>	2,347	230	33	164	10	6,568	570	210	368	37
<i>Burma . . . . .</i>	..	5	..	44	..	..	31	..	60	..
<b>TOTAL</b>	<b>2,905</b>	<b>834</b>	<b>83</b>	<b>513</b>	<b>1,820</b>	<b>6,927</b>	<b>1,511</b>	<b>210</b>	<b>2,014</b>	<b>832</b>
<b>Total Vegetable, non-essential</b>	<b>3,843</b>	<b>1,896</b>	<b>2,594</b>	<b>1,495</b>	<b>3,772</b>	<b>9,330</b>	<b>4,937</b>	<b>12,044</b>	<b>5,150</b>	<b>5,150</b>
<b>Total Oils—</b>	Gals.	Gals.	Gals.	Gals.	Gals.					
United Kingdom . . . . .	2,202,445	1,198,776	2,293,874	865,987	147,903	4,35,936	2,60,215	4,57,935	1,90,513	38,163
Aden and Dependencies . . . . .	102,361	132,498	1,719	593	650	32,621	32,637	3,535	1,422	1,490
Bahrain Islands . . . . .	8,119	10,308	15,670	14,650	5,032	16,586	15,144	22,047	24,388	7,477
Maldives . . . . .	63	8,180	25	..	20,000	185	6,050	108	..	12,500
Ceylon . . . . .	144,524	2,183,419	253,509	32,644	577,643	65,272	1,63,304	76,152	57,599	149,465
Straits Settlements (including Labuan) . . . . .	139,443	84,042	104,111	38,097	12,318	89,678	16,471	24,232	26,293	3,008
Federated Malay States . . . . .	305	2,770	20	10	..	1,527	5,589	130	60	..
Natal . . . . .	..	..	76,009	..	23,986	..	..	15,316	..	5,668
Zanzibar and Pemba . . . . .	80	137	1,276	644	563	200	137	1,952	1,860	1,490
Kenya Colony . . . . .	6,337	3,456	4,806	2,615	19,322	11,454	6,404	8,015	3,296	6,059
Tanganyika Territory . . . . .	372	1,059	189	50	..	990	1,517	320	90	..
Anglo-Egyptian Sudan . . . . .	774,723	263	862,775	304	276	1,76,433	12,039	1,72,555	9,950	6,205
Seychelles . . . . .	414	535	1,099	324	238	350	1,338	3,708	1,900	760
Western Australia . . . . .	..	..	76,984	123,905	..	..	..	15,519	25,330	..
South Australia (including Northern Territory) . . . . .	..	..	..	..	40,438	..	..	..	..	8,210
New South Wales . . . . .	..	..	..	..	24	..	..	..	..	450
Victoria . . . . .	..	139,274	..	90	..	..	20,125	..	137	..
<i>Australian Commonwealth (Total)</i> . . . . .	..	<b>139,274</b>	<b>76,984</b>	<b>123,995</b>	<b>40,512</b>	..	<b>20,125</b>	<b>15,519</b>	<b>25,473</b>	<b>8,660</b>
Fiji Islands . . . . .	10,518	..	..	..	..	20,301	..	..	..	..
Other British Possessions . . . . .	53	677	205	..	100	1,270	1,236	225	..	595
<b>TOTAL BRITISH EMPIRE</b>	<b>3,339,762</b>	<b>3,720,394</b>	<b>3,692,271</b>	<b>1,035,413</b>	<b>854,612</b>	<b>8,61,308</b>	<b>5,51,857</b>	<b>8,01,794</b>	<b>3,33,552</b>	<b>332,87,240</b>
Germany . . . . .	1,359	491	70	34	1,855	3,366	978	11,022	1,236	855
Netherlands . . . . .	..	12	480	80	..	..	465	37,788	3,356	..
France . . . . .	156	..	8	643	110	6,610	..	280	1,012	2,133
Switzerland . . . . .	..	..	7	..	..	..	..	2,750	..	..
Italy . . . . .	708,892	215,693	129,266	81,638	113,023	2,32,666	58,149	10,842	24,080	21,631
Makat Territory and Trucial Oman . . . . .	207,073	1,948	860	2,952	1,471	48,440	6,035	2,331	3,337	2,505

No. 15—continued

ARTICLES, AND COUNTRIES OF FINAL DESTINATION; ALSO SHARE OF EACH PROVINCE	QUANTITY					VALUE				
	1927-28	1928-29	1929-30	1930-31	1931-32	1927-28	1928-29	1929-30	1930-31	1931-32
<b>Oils—concluded</b>						R	R	R	R	R
<b>Total Oils—continued</b>	Gals.	Gals.	Gals.	Gals.	Gals.					
Other Native States in Arabia	775	493	508	405	1,099	2,337	1,221	1,328	720	2,604
Iraq . . . . .	17,058	89,904	37,848	35,067	28,019	40,696	90,735	1,09,154	72,390	78,304
Persia . . . . .	28,915	86,360	862,110	297,462	5,437	30,042	86,294	1,78,736	1,42,349	15,225
Sumatra . . . . .	10	28,613	..	..	51,559	10	5,329	..	..	9,031
Java . . . . .	..	111,850	27,862	12,730	..	..	23,396	6,179	2,503	..
Indo-China (Including Cochin China, Cambodia, Anam Tonkin and French leased territories in China).	..	..	..	..	28,025	..	..	..	..	4,943
Borneo (Dutch) . . . . .	..	30,125	..	..	..	..	8,384	..	..	..
Philippine Islands and Guam . . . . .	..	34,980	..	..	..	..	7,956	..	..	..
China (exclusive of Macao and Hongkong) . . . . .	10	..	38,980	110	14	50	..	6,716	400	1,490
Japan . . . . .	..	130,949	95,954	48,264	..	..	27,515	18,290	10,807	..
Egypt . . . . .	163,982	..	161	388	..	38,824	..	300	544	..
Portuguese East Africa . . . . .	13,282	172	17,259	275	273	23,827	407	9,508	340	850
Italian East Africa (Somal- land and Eritrea) . . . . .	603	12	..	19	..	1,320	50	..	250	..
French Somaliland . . . . .	..	1,198	583	142	455	..	2,160	2,610	150	1,735
United States of America— Via Atlantic Coast . . . . .	632,953	2,153,507	1,095,829	1,559,299	39,197	1,25,919	4,26,719	2,13,558	3,16,364	7,645
Argentine Republic . . . . .	..	..	108,688	..	..	..	..	20,918	..	..
Uruguay . . . . .	..	..	..	160	..	..	..	..	1,812	..
Other Foreign Countries . . . . .	294	18	154	79	5	268	35	280	55	10
<b>TOTAL FOREIGN COUNTRIES</b>	<b>1,765,362</b>	<b>2,897,215</b>	<b>1,879,622</b>	<b>2,043,567</b>	<b>2,68,547</b>	<b>5,49,875</b>	<b>7,46,758</b>	<b>6,41,485</b>	<b>5,82,955</b>	<b>1,44,061</b>
<b>Share of Bengal . . . . .</b>	<b>25,367</b>	<b>33,902</b>	<b>3,116</b>	<b>1,897</b>	<b>8,347</b>	<b>45,632</b>	<b>16,019</b>	<b>56,324</b>	<b>7,189</b>	<b>13,658</b>
" <i>Bombay</i> . . . . .	<b>4,378,661</b>	<b>3,545,448</b>	<b>4,408,320</b>	<b>2,625,332</b>	<b>9,95,993</b>	<b>11,46,497</b>	<b>9,18,556</b>	<b>11,53,692</b>	<b>7,78,438</b>	<b>3,25,373</b>
" <i>Sind</i> . . . . .	<b>742,906</b>	<b>941,857</b>	<b>1,149,970</b>	<b>394,987</b>	<b>86,986</b>	<b>2,09,215</b>	<b>2,23,115</b>	<b>2,07,543</b>	<b>96,877</b>	<b>24,334</b>
" <i>Madras</i> . . . . .	<b>4,621</b>	<b>334</b>	<b>8,745</b>	<b>4,612</b>	<b>17,378</b>	<b>3,453</b>	<b>950</b>	<b>21,549</b>	<b>6,641</b>	<b>13,320</b>
" <i>Burma</i> . . . . .	<b>3,569</b>	<b>2,056,068</b>	<b>1,243</b>	<b>102,153</b>	<b>13,455</b>	<b>6,331</b>	<b>1,39,975</b>	<b>5,171</b>	<b>27,312</b>	<b>4,066</b>
<b>TOTAL</b>	<b>5,155,124</b>	<b>6,617,609</b>	<b>5,571,893</b>	<b>3,123,960</b>	<b>1,123,159</b>	<b>14,11,178</b>	<b>12,98,615</b>	<b>14,43,279</b>	<b>9,16,507</b>	<b>3,81,301</b>
<b>OIL FUEL shipped for the use of steamers, etc., engaged in the foreign trade * (b)—</b>					Gallons.					
Share of Bombay . . . . .	—	—	—	—	10,750,103	—	—	—	—	—
" <i>Sind</i> . . . . .	—	—	—	—	1,441,669	—	—	—	—	—
" <i>Madras</i> . . . . .	—	—	—	—	431,664	—	—	—	—	—
" <i>Burma</i> . . . . .	—	—	—	—	62,586	—	—	—	—	—
<b>TOTAL</b>	—	—	—	—	<b>12,735,922</b>	—	—	—	—	—
<b>Oil-cloth and Floor-cloth (III. V)—</b>	Sq. yards	Sq. yards	Sq. yards	Sq. yards	Sq. yards					
United Kingdom . . . . .	550	..	2,549	361	3,501	825	..	3,288	490	4,560
Ceylon . . . . .	179	..	1,329	111	..	750	..	1,912	100	..
Kenya Colony . . . . .	480	1,579	722	1,421	693	665	2,165	755	1,990	885
Tanganyika Territory . . . . .	1,275	1,000	1,125	140	30	1,500	1,170	1,520	250	50
Mauritius and Dependencies . . . . .	..	1,077	1,751	500	..	..	1,050	2,200	600	..
Other British Possessions . . . . .	1,050	866	597	940	769	1,580	1,070	1,073	1,140	650
<b>TOTAL BRITISH EMPIRE</b>	<b>3,534</b>	<b>4,522</b>	<b>8,073</b>	<b>3,473</b>	<b>4,993</b>	<b>5,720</b>	<b>5,455</b>	<b>10,748</b>	<b>4,570</b>	<b>6,145</b>
Native States in Arabia other than Maskat Terri- tory and Trucial Oman . . . . .	..	240	727	..	..	..	360	1,100	..	..
Persia . . . . .	758	1,106	5,305	950	3,010	610	1,400	3,812	450	1,470
Other Foreign Countries . . . . .	700	172	1,160	476	473	700	368	560	780	440
<b>TOTAL FOREIGN COUNTRIES</b>	<b>1,458</b>	<b>1,518</b>	<b>7,192</b>	<b>1,426</b>	<b>3,483</b>	<b>1,315</b>	<b>2,128</b>	<b>5,472</b>	<b>1,230</b>	<b>1,910</b>
<b>Share of Bombay . . . . .</b>	<b>4,992</b>	<b>6,040</b>	<b>15,217</b>	<b>4,573</b>	<b>3,476</b>	<b>7,030</b>	<b>7,533</b>	<b>16,148</b>	<b>5,320</b>	<b>3,055</b>
" <i>Sind</i> . . . . .	..	..	..	326	..	..	..	..	466	..
" <i>Madras</i> . . . . .	..	..	48	..	..	..	..	72	..	..
<b>TOTAL</b>	<b>4,992</b>	<b>6,040</b>	<b>15,265</b>	<b>4,899</b>	<b>3,476</b>	<b>7,030</b>	<b>7,533</b>	<b>16,220</b>	<b>5,800</b>	<b>3,055</b>
<b>Paints and Colours (III. E)—</b>	Cwts.	Cwts.	Cwts.	Cwts.	Cwts.					
United Kingdom . . . . .	422	832	573	4,741	3,689	22,845	33,048	17,635	67,256	53,552
Aden and Dependencies . . . . .	47	43	131	142	277	6,739	4,072	12,156	12,243	14,042

\* Oil fuel shipped for the use of steamers, etc., is not re-exports in the ordinary acceptation of the term, and the value thereof is, accordingly, not included in these Accounts.  
(b) Separately recorded from 1931-32.

GENERAL EXPORTS

( 958 )

FOREIGN MERCHANDISE

No. 15—continued

ARTICLES, AND COUNTRIES OF FINAL DESTINATION; ALSO SHARE OF EACH PROVINCE	QUANTITY					VALUE				
	1927-28	1928-29	1929-30	1930-31	1931-32	1927-28	1928-29	1929-30	1930-31	1931-32
	Cwts.	Cwts.	Cwts.	Cwts.	Cwts.	£	£	£	£	£
<b>Paints and Colours (III. E)—</b>										
<i>continued</i>										
Bahrain Islands . . . . .	91	109	36	24	18	6,599	6,355	2,880	1,472	1,611
Maldives . . . . .	27	9	1	10	..	1,030	165	22	150	..
Ceylon . . . . .	349	194	241	105	77	39,823	16,074	17,336	7,819	5,951
Straits Settlements (including Labuan) . . . . .	309	224	70	118	157	18,973	9,925	3,615	5,856	11,779
Hongkong . . . . .	..	12	3	..	..	50	1,598	25	..	..
Natal . . . . .	6	6	29	5	4	240	670	1,935	284	140
Zanzibar and Pemba . . . . .	8	16	32	18	10	698	1,607	2,900	2,815	1,078
Kenya Colony . . . . .	30	157	47	133	167	3,265	7,195	3,857	9,374	11,833
Tanganyika Territory . . . . .	3	73	65	9	5	180	1,470	1,800	760	595
Mauritius and Dependencies . . . . .	7	4	20	2	6	560	375	1,450	550	1,400
Seychelles . . . . .	7	22	54	27	33	195	490	1,535	1,075	1,350
Other British Possessions . . . . .	3	1	2	5	..	200	250	117	875	..
<b>TOTAL BRITISH EMPIRE</b>	<b>1,308</b>	<b>1,702</b>	<b>1,804</b>	<b>5,334</b>	<b>4,443</b>	<b>1,01,400</b>	<b>84,194</b>	<b>67,373</b>	<b>1,08,829</b>	<b>1,02,678</b>
Germany . . . . .	13	..	5	1,030	6	1,250	41	612	18,997	1,138
Netherlands . . . . .	23	..	..	229	1	529	14	..	4,010	31
Mascat Territory and Trucial Oman . . . . .	73	91	67	54	66	7,994	12,729	6,901	5,758	6,489
Other Native States in Arabia . . . . .	181	189	137	247	307	29,176	24,455	25,811	31,520	33,377
Iraq . . . . .	198	137	127	112	150	8,101	4,397	4,717	2,665	3,763
Persia . . . . .	214	369	255	200	94	13,303	24,493	17,430	14,072	5,236
Java . . . . .	20	2	5	..	28	2,574	600	437	..	1,356
Siam . . . . .	18	..	..	1	..	1,180	..	..	75	..
Japan . . . . .	..	30	2	..	..	10	2,798	919	..	38
Egypt . . . . .	..	..	..	56	..	..	..	..	1,472	..
Portuguese East Africa . . . . .	48	53	69	103	102	6,704	6,000	5,758	7,720	6,633
United States of America—										
Via Atlantic Coast . . . . .	5	..	..	14	79	250	100	..	406	10,376
" Pacific Coast . . . . .	..	..	..	2	..	..	..	..	10	..
Other Foreign Countries . . . . .	17	44	42	50	10	760	1,173	1,113	800	1,110
<b>TOTAL FOREIGN COUNTRIES</b>	<b>810</b>	<b>920</b>	<b>759</b>	<b>2,098</b>	<b>843</b>	<b>71,336</b>	<b>77,400</b>	<b>63,796</b>	<b>87,505</b>	<b>74,847</b>
Share of Bengal . . . . .	633	939	531	5,343	3,913	43,323	43,996	22,379	32,373	73,535
" Bombay . . . . .	1,144	1,390	1,199	1,379	1,271	93,504	1,06,637	93,568	1,04,323	97,654
" Sind] . . . . .	113	319	134	169	30	3,032	3,916	6,100	5,322	3,524
" Madras . . . . .	155	3	41	7	16	21,346	1,490	2,105	331	2,534
" Burma . . . . .	13	16	33	34	1	1,431	505	1,519	1,930	173
<b>TOTAL</b>	<b>2,118</b>	<b>2,622</b>	<b>2,063</b>	<b>7,432</b>	<b>5,236</b>	<b>1,73,236</b>	<b>1,61,594</b>	<b>1,31,169</b>	<b>1,96,334</b>	<b>1,77,525</b>
<b>Paper and Pasteboard—</b>										
<b>PAPER—</b>										
<i>Printing paper (III. M)—</i>										
United Kingdom . . . . .	..	411	..	..	..	..	6,460	..	..	..
Hongkong . . . . .	45	..	..	..	..	1,032	..	..	..	..
Zanzibar and Pemba . . . . .	143	137	53	8	29	4,333	3,794	1,735	196	670
Kenya Colony . . . . .	90	107	131	32	113	2,350	3,510	4,325	393	3,173
Tanganyika Territory . . . . .	272	573	296	..	9	7,100	11,990	7,445	..	200
Other British Possessions . . . . .	43	3	2	17	21	967	94	35	512	922
<b>TOTAL BRITISH EMPIRE</b>	<b>593</b>	<b>1,236</b>	<b>482</b>	<b>57</b>	<b>177</b>	<b>15,867</b>	<b>25,848</b>	<b>13,640</b>	<b>1,590</b>	<b>4,965</b>
Iraq . . . . .	3	132	129	4	..	175	2,060	2,110	102	..
Persia . . . . .	132	4	1	..	..	3,090	150	100	..	..
Other Foreign Countries . . . . .	4	6	23	6	..	100	200	1,100	140	..
<b>TOTAL FOREIGN COUNTRIES</b>	<b>139</b>	<b>142</b>	<b>153</b>	<b>10</b>	<b>..</b>	<b>3,365</b>	<b>2,440</b>	<b>3,310</b>	<b>242</b>	<b>..</b>

ARTICLES, AND COUNTRIES OF FINAL DESTINATION; ALSO SHARE OF EACH PROVINCE	QUANTITY					VALUE				
	1927-28	1928-29	1929-30	1930-31	1931-32	1927-28	1928-29	1929-30	1930-31	1931-32
	Cwts.	Cwts.	Cwts.	Cwts.	Cwts.	R	R	R	R	R
<b>Paper and Pasteboard—</b> <i>continued</i> <b>PAPER—continued</b> <b>Printing Paper (III. M)—</b> <i>continued.</i>										
Share of Bengal . . . . .	..	6	..	10	16	..	210	..	262	736
.. Bombay . . . . .	774	1,370	633	51	161	13,952	23,044	16,865	1,430	4,229
.. Sind . . . . .	13	..	..	6	..	280	..	..	140	..
.. Madras . . . . .	..	2	2	..	..	..	44	85	..	..
.. Burma . . . . .	..	..	..	..	..	..	..	..	..	..
<b>TOTAL</b> . . . . .	787	1,878	635	67	177	19,232	23,283	16,950	1,872	4,965
<b>Writing paper and</b> <b>Envelopes (III. M)—</b>										
Aden and Dependencies . . . . .	—	—	—	—	—	1,575	1,005	550	260	125
Bahrain Islands . . . . .	—	—	—	—	—	6,845	4,550	2,985	1,375	1,164
Ceylon . . . . .	—	—	—	—	—	1,395	751	682	1,060	895
Straits Settlements (including Labuan) . . . . .	—	—	—	—	—	..	..	300	1,820	..
Zanzibar and Pemba . . . . .	—	—	—	—	—	3,738	3,067	2,290	2,375	1,695
Kenya Colony . . . . .	—	—	—	—	—	7,367	4,910	4,555	3,233	2,256
Tanganyika Territory . . . . .	—	—	—	—	—	2,962	4,820	2,715	4,007	1,320
Other British Possessions . . . . .	—	—	—	—	—	569	410	400	500	530
<b>TOTAL BRITISH EMPIRE</b> . . . . .	—	—	—	—	—	24,442	19,513	14,477	14,630	7,955
Maskat Territory and Trucial Oman . . . . .	—	—	—	—	—	1,369	1,066	2,927	850	1,823
Other Native States in Arabia . . . . .	—	—	—	—	—	2,250	2,650	1,580	715	460
Iraq . . . . .	—	—	—	—	—	1,565	930	435	..	..
Persia . . . . .	—	—	—	—	—	21,251	19,784	11,332	6,115	6,456
Portuguese East Africa . . . . .	—	—	—	—	—	491	400	1,145	374	1,445
Other Foreign Countries . . . . .	—	—	—	—	—	385	405	1,153	160	682
<b>TOTAL FOREIGN COUNTRIES</b> . . . . .	—	—	—	—	—	27,311	25,235	18,622	8,214	10,866
Share of Bengal . . . . .	—	—	—	—	—	80	..	132	890	..
.. Bombay . . . . .	—	—	—	—	—	50,332	42,006	31,163	19,169	17,031
.. Sind . . . . .	—	—	—	—	—	1,166	2,742	1,605	565	1,810
.. Madras . . . . .	—	—	—	—	—	..	..	..	..	10
.. Burma . . . . .	—	—	—	—	—	175	..	300	1,350	..
<b>TOTAL</b> . . . . .	—	—	—	—	—	51,753	44,748	33,099	22,844	18,851
<b>Other kinds of paper</b> <b>(including paper manu-</b> <b>factures) (III. M)—</b>										
United Kingdom . . . . .	94	66	23	23	54	5,481	3,334	928	1,160	1,162
Aden and Dependencies . . . . .	47	27	10	33	86	2,190	920	560	1,310	1,590
Bahrain Islands . . . . .	156	255	60	15	20	1,614	2,046	315	84	193
Ceylon . . . . .	106	215	73	203	112	6,522	6,019	3,592	6,099	4,044
Straits Settlements (including Labuan) . . . . .	35	3	7	..	8	1,379	526	175	45	1,364
Zanzibar and Pemba . . . . .	109	75	128	26	27	2,760	960	1,757	1,935	685
Kenya Colony . . . . .	234	156	47	100	36	4,720	5,305	4,011	5,705	1,636
Tanganyika Territory . . . . .	144	27	23	8	21	3,375	430	903	150	535
Seychelles . . . . .	200	148	92	318	315	3,240	1,450	915	1,375	1,627
Other British Possessions . . . . .	5	17	11	13	13	332	1,193	535	555	840
<b>TOTAL BRITISH EMPIRE</b> . . . . .	1,190	989	474	739	692	32,113	22,663	13,746	18,918	13,921

GENERAL EXPORTS

( 960 )

FOREIGN MERCHANDISE

No. 15—continued

ARTICLES, AND COUNTRIES OF FINAL DESTINATION: ALSO SHARE OF EACH PROVINCE	QUANTITY					VALUE				
	1927-28	1928-29	1929-30	1930-31	1931-32	1927-28	1928-29	1929-30	1930-31	1931-32
<b>Paper and Pasteboard—concluded</b>						R	R	R	R	R
<i>Other kinds of paper (including paper manufactures) (III. M)—contd.</i>	Cwts.	Cwts.	Cwts.	Cwts.	Cwts.					
Sweden . . . . .	..	..	..	63	..	..	..	..	1,208	..
Germany . . . . .	24	..	..	42	16	1,300	..	..	2,012	1,470
Maskat Territory and Trucial Oman . . . . .	1,060	918	647	560	412	8,332	8,477	5,302	4,507	2,630
Other Native States in Arabia . . . . .	97	159	131	244	123	1,162	1,642	810	1,275	1,595
Iraq . . . . .	103	267	65	72	116	4,422	4,194	2,498	2,110	2,120
Persia . . . . .	453	478	126	219	353	6,262	7,173	4,306	2,234	3,239
Portuguese East Africa . . . . .	452	275	379	110	154	3,380	2,323	2,325	1,447	1,612
United States of America—Vid Atlantic Coast . . . . .	2	15	..	2	45	473	1,108	4	390	2,925
Other Foreign Countries . . . . .	10	753	38	4	8	255	1,440	1,860	800	370
<b>TOTAL FOREIGN COUNTRIES</b>	<b>2,201</b>	<b>2,270</b>	<b>1,386</b>	<b>1,316</b>	<b>1,227</b>	<b>26,033</b>	<b>26,955</b>	<b>17,605</b>	<b>16,033</b>	<b>15,961</b>
<i>Share of Bengal</i>	23	12	27	130	23	3,469	2,002	2,131	5,201	734
" <i>Bombay</i>	2,500	2,309	1,464	1,415	1,506	46,695	38,999	26,635	25,758	25,598
" <i>Sind</i>	731	917	363	332	340	4,331	7,355	2,520	2,146	1,301
" <i>Madras</i>	77	17	1	9	27	2,374	350	10	533	743
" <i>Burma</i>	10	4	..	65	23	230	431	65	1,315	1,003
<b>TOTAL</b>	<b>3,391</b>	<b>3,259</b>	<b>1,860</b>	<b>2,055</b>	<b>1,919</b>	<b>53,149</b>	<b>49,538</b>	<b>31,351</b>	<b>34,951</b>	<b>29,862</b>
<b>Pasteboard, mill board and cardboard of all kinds (III. M)—</b>	Cwts.	Cwts.	Cwts.	Cwts.	Cwts.					
Zanzibar and Pemba . . . . .	42	7	26	16	13	1,450	205	925	535	437
Kenya Colony . . . . .	8	17	51	52	45	150	375	1,515	1,625	1,400
Other British Possessions . . . . .	65	66	35	42	44	1,305	945	746	637	550
<b>TOTAL BRITISH EMPIRE</b>	<b>115</b>	<b>90</b>	<b>112</b>	<b>110</b>	<b>102</b>	<b>2,905</b>	<b>2,025</b>	<b>3,186</b>	<b>2,847</b>	<b>2,387</b>
Netherlands . . . . .	..	..	..	..	96	..	..	..	..	1,330
Persia . . . . .	35	148	175	76	154	260	1,596	2,445	2,275	1,924
Slam . . . . .	..	239	..	..	..	..	1,335	..	..	..
Other Foreign Countries . . . . .	55	38	29	5	24	1,040	330	330	50	310
<b>TOTAL FOREIGN COUNTRIES</b>	<b>90</b>	<b>425</b>	<b>204</b>	<b>31</b>	<b>274</b>	<b>1,800</b>	<b>3,311</b>	<b>2,775</b>	<b>2,325</b>	<b>3,614</b>
<i>Share of Bengal</i>	..	..	..	..	..	90	..	..	..	..
" <i>Bombay</i>	205	610	316	139	250	4,115	5,736	5,961	6,060	4,621
" <i>Sind</i>	..	5	..	2	..	..	50	..	112	..
" <i>Madras</i>	..	..	..	..	96	..	..	..	..	1,330
<b>TOTAL</b>	<b>205</b>	<b>615</b>	<b>316</b>	<b>191</b>	<b>376</b>	<b>4,205</b>	<b>5,836</b>	<b>5,961</b>	<b>5,172</b>	<b>6,001</b>
<b>Total value of Paper and Pasteboard</b>						<b>1,33,339</b>	<b>1,28,410</b>	<b>87,361</b>	<b>64,799</b>	<b>59,699</b>
<b>Perfumery (not being Perfumed spirits) (III. V)—</b>										
United Kingdom . . . . .	—	—	—	—	—	12,395	847	1,593	3,193	230
Aden and Dependencies . . . . .	—	—	—	—	—	12,074	9,147	11,369	8,434	24,655
Fahrein Islands . . . . .	—	—	—	—	—	1,440	375	1,060	750	530
Ceylon . . . . .	—	—	—	—	—	16,705	10,933	5,330	7,906	7,405
Straits Settlements (including Labuan) . . . . .	—	—	—	—	—	2,523	1,550	612	360	50
Hongkong . . . . .	—	—	—	—	—	150	1,162	30	..	210
Natal . . . . .	—	—	—	—	—	635	1,239	1,450	710	795
Zanzibar and Pemba . . . . .	—	—	—	—	—	2,435	4,405	4,663	12,910	2,395
Kenya Colony . . . . .	—	—	—	—	—	950	1,453	975	390	230
Anglo-Egyptian Sudan . . . . .	—	—	—	—	—	2,395	5,700	331	450	1,902
Mauritius and Dependencies . . . . .	—	—	—	—	—	1,100	690	571	330	343
Other British Possessions . . . . .	—	—	—	—	—	1,105	1,705	1,445	355	320
<b>TOTAL BRITISH EMPIRE</b>	<b>—</b>	<b>—</b>	<b>—</b>	<b>—</b>	<b>—</b>	<b>55,030</b>	<b>39,691</b>	<b>30,434</b>	<b>30,703</b>	<b>30,160</b>



No. 15—continued

ARTICLES, AND COUNTRIES OF FINAL DESTINATION; ALSO SHARE OF EACH PROVINCE	QUANTITY					VALUE				
	1927-28	1928-29	1929-30	1930-31	1931-32	1927-28	1928-29	1929-30	1930-31	1931-32
						R	R	R	R	R
<b>Perfumery (not being per- fumed spirits) (III. V)— continued</b>										
Germany . . . . .	—	—	—	—	—	3,280	756	..	..	..
Netherlands . . . . .	—	—	—	—	—	..	..	465	2,000	..
France . . . . .	—	—	—	—	—	9,981	12,506	4,806	4,408	750
Maskat Territory and Trucial Oman	—	—	—	—	—	3,922	1,870	1,095	520	22
Other Native States in Arabia . . . . .	—	—	—	—	—	5,080	2,925	3,025	3,105	5,495
Iraq . . . . .	—	—	—	—	—	4,215	1,270	1,555	1,400	1,450
Persia . . . . .	—	—	—	—	—	3,163	2,600	1,790	1,060	230
Siām . . . . .	—	—	—	—	—	5,115	950	4,800	2,215	2,715
Egypt . . . . .	—	—	—	—	—	2,070	12,473	6,420	2,132	1,605
Portuguese East Africa Italian East Africa (Somali- land and Eritrea) . . . . .	—	—	—	—	—	1,220	270	2,765	335	300
Other Foreign Countries . . . . .	—	—	—	—	—	440	1,745	530	1,861	1,387
<b>TOTAL FOREIGN COUNTRIES</b>	—	—	—	—	—	2,125	650	997	300	955
						40,611	38,015	23,248	19,426	15,200
<b>Share of Bengal</b>										
.. Bombay . . . . .	—	—	—	—	—	1,081	1,145	1,128	3,424	2,375
.. Sind . . . . .	—	—	—	—	—	31,993	75,830	54,684	48,586	51,736
.. Madras . . . . .	—	—	—	—	—	1,500	-337	1,615	2,008	250
.. Burma . . . . .	—	—	—	—	—	11,162	272	375	2,201	..
						105	122	380	..	..
<b>TOTAL</b>	—	—	—	—	—	96,241	77,706	58,682	50,219	54,359
<b>Pitch, Tar, and Dammer (III. V)—</b>										
United Kingdom . . . . .	Cwts. 162	Cwts. 49	Cwts. ..	Cwts. ..	Cwts. 1	3,598	805	..	..	20
Bahrain Islands . . . . .	41	105	43	42	8	650	1,148	520	790	26
Other British Possessions . . . . .	215	127	80	15	29	2,076	1,571	1,349	225	363
<b>TOTAL BRITISH EMPIRE</b>	418	281	123	57	38	6,222	3,524	1,869	1,015	409
Alaska Territory and Tru- cial Oman . . . . .	69	35	58	30	22	1,245	662	823	360	330
Other Native States in Arabia . . . . .	149	290	36	91	80	1,990	3,000	547	1,063	780
Iraq . . . . .	109	33	63	49	40	1,005	310	615	425	250
Persia . . . . .	253	220	126	15	18	4,458	3,298	1,799	117	224
Siām . . . . .	6	..	..	..	..	1,250	..	..	..	..
Portuguese East Africa . . . . .	222	97	552	381	185	2,041	800	3,492	2,607	2,631
Other Foreign Countries . . . . .	..	21	46	6	6	..	275	500	70	25
<b>TOTAL FOREIGN COUNTRIES</b>	808	696	881	572	351	11,689	8,345	7,776	4,642	4,190
<b>Share of Bengal</b>										
.. Bombay . . . . .	162	..	..	..	..	3,200	..	..	..	..
.. Sind . . . . .	1,027	923	973	599	361	13,265	11,223	9,382	5,397	4,399
.. Madras . . . . .	42	21	15	23	23	420	226	104	240	200
.. Burma . . . . .	9	29	16	2	..	76	330	159	30	..
	6	4	..	..	..	1,250	40	..	..	..
<b>TOTAL</b>	1,226	977	1,004	629	389	18,211	11,869	9,645	5,657	4,599
<b>Precious stones and pearls, unset (II. B)—</b>										
United Kingdom . . . . .	—	—	—	—	—	..	2,600	2,900	..	..
Aden and Dependencies . . . . .	—	—	—	—	—	..	28,080	2,000	..	..
Bahrain Islands . . . . .	—	—	—	—	—	1,70,800	3,21,500	1,39,900	1,63,200	52,100
Other British Possessions . . . . .	—	—	—	—	—	1,450	856	200	..	..
<b>TOTAL BRITISH EMPIRE</b>	—	—	—	—	—	1,72,250	3,53,036	1,45,000	1,63,200	52,100

# GENERAL EXPORTS

FOREIGN MERCHANDISE

( 962 )

No. 15—continued

ARTICLES, AND COUNTRIES OF FINAL DESTINATION; ALSO SHARE OF EACH PROVINCE	QUANTITY					VALUE				
	1927-28	1928-29	1929-30	1930-31	1931-32	1927-28	1928-29	1929-30	1930-31	1931-32
<b>Precious stones and pearls, unset (II. B)—continued</b>						R	R	R	R	R
Germany . . . . .	—	—	—	—	—	..	700	2,000	..	..
Belgium . . . . .	—	—	—	—	—	..	..	..	..	60,
France . . . . .	—	—	—	—	—	..	3,240	2,800	150	2,
Maskat Territory and Trucial Oman . . . . .	—	—	—	—	—	1,50,600	1,08,000	31,300	32,700	38,
Other Native States in Arabia	—	—	—	—	—	1,08,000	57,000	33,700	67,000	34,
Sumatra . . . . .	—	—	—	—	—	..	..	..	3,100	..
Other Foreign Countries . . . . .	—	—	—	—	—	170	800	930	400	..
<b>TOTAL FOREIGN COUNTRIES</b>	—	—	—	—	—	2,56,770	1,09,740	71,630	1,03,350	1,30
<b>Share of Bengal</b> . . . . .	—	—	—	—	—	..	..	..	..	..
"    Bombay . . . . .	—	—	—	—	—	4,27,320	5,22,076	2,14,505	2,66,150	1,61
"    Sind . . . . .	—	—	—	—	—	1,200	700	2,175	400	21,
<b>TOTAL</b> . . . . .	—	—	—	—	—	4,29,020	5,22,776	2,16,680	2,66,550	1,82
<b>Printing and Lithograph- ing machinery and ma- terials (excluding paper) (III. V)—</b>										
United Kingdom . . . . .	—	—	—	—	—	38,718	23,433	98,025	56,755	1,02,
Ceylon . . . . .	—	—	—	—	—	3,792	4,984	1,273	933	..
Straits Settlements (including Labuan) . . . . .	—	—	—	—	—	10,540	3,727	11,936	1,488	..
Natal . . . . .	—	—	—	—	—	..	..	..	1,200	..
Kenya Colony . . . . .	—	—	—	—	—	2,895	2,825	4,199	250	1,
Other British Possessions . . . . .	—	—	—	—	—	357	1,705	945	423	..
<b>TOTAL BRITISH EMPIRE</b>	—	—	—	—	—	56,302	36,674	1,16,378	61,101	1,05,
Germany . . . . .	—	—	—	—	—	5,455	6,778	13,494	12,135	8,
Netherlands . . . . .	—	—	—	—	—	1,860	..	..	..	..
Iraq . . . . .	—	—	—	—	—	1,263	2,346	879	200	..
Persia . . . . .	—	—	—	—	—	855	10	4,730	136	..
Java . . . . .	—	—	—	—	—	..	1,255	..	..	..
Siam . . . . .	—	—	—	—	—	4,144	..	200	..	..
United States of America— Via Atlantic Coast . . . . .	—	—	—	—	—	750	..	234	965	3,
Other Foreign Countries . . . . .	—	—	—	—	—	17	350	443	105	..
<b>TOTAL FOREIGN COUNTRIES</b>	—	—	—	—	—	14,345	10,739	19,935	13,561	13,0
<b>Share of Bengal</b> . . . . .	—	—	—	—	—	12,161	2,805	32,055	6,937	20,0
"    Bombay . . . . .	—	—	—	—	—	25,904	31,126	67,512	41,134	92,0
"    Sind . . . . .	—	—	—	—	—	13,300	425	6,035	6,175	3,4
"    Madras . . . . .	—	—	—	—	—	14,413	12,932	38,546	20,266	2,0
"    Burma . . . . .	—	—	—	—	—	4,869	125	1,805	50	7
<b>TOTAL</b> . . . . .	—	—	—	—	—	70,647	47,413	1,36,363	74,662	1,18,2
<b>Prints, Engravings, and Pictures (III. V)—</b>										
United Kingdom . . . . .	—	—	—	—	—	27,982	15,209	40,195	50,469	37,6
Ceylon . . . . .	—	—	—	—	—	65	150	1,035	955	9
Hongkong . . . . .	—	—	—	—	—	..	250	..	..	1,91
Other British Possessions . . . . .	—	—	—	—	—	2,711	2,130	1,316	1,971	1,64
<b>TOTAL BRITISH EMPIRE</b>	—	—	—	—	—	30,758	17,739	42,546	53,395	42,2

No. 15—continued

ARTICLES, AND COUNTRIES OF FINAL DESTINATION; ALSO SHARE OF EACH PROVINCE	QUANTITY					VALUE				
	1927-28	1928-29	1929-30	1930-31	1931-32	1927-28	1928-29	1929-30	1930-31	1931-32
						R	D	R	R	R
<b>Prints, Engravings and Pictures (III. V)—continued</b>										
Germany . . . . .	—	—	—	—	—	500	39	..	882	4,541
France . . . . .	—	—	—	—	—	200	500	380	28,400	100
Italy . . . . .	—	—	—	—	—	12,900	..	900	..	15
Switzerland . . . . .	—	—	—	—	—	390	..	..	500	1,833
China (exclusive of Hongkong and Macao) . . . . .	—	—	—	—	—	750	..	1,123	..	65
United States of America—										
<i>Via Atlantic Coast</i> . . . . .	—	—	—	—	—	815	344	424	13,875	1,332
<i>" Pacific "</i> . . . . .	—	—	—	—	—	75	..	..	15	..
Other Foreign Countries . . . . .	—	—	—	—	—	210	910	1,073	25	681
<b>TOTAL FOREIGN COUNTRIES</b>	—	—	—	—	—	14,950	2,293	4,500	43,697	8,072
<i>Share of Bengal</i> . . . . .	—	—	—	—	—	2,770	577	7,370	13,247	5,306
<i>" Bombay</i> . . . . .	—	—	—	—	—	34,934	12,643	27,999	71,318	33,300
<i>" Sind</i> . . . . .	—	—	—	—	—	600	650	685	4,305	2,688
<i>" Madras</i> . . . . .	—	—	—	—	—	5,512	5,830	10,027	5,887	7,203
<i>" Burma</i> . . . . .	—	—	—	—	—	1,892	342	965	1,135	1,796
<b>TOTAL</b>	—	—	—	—	—	46,708	20,092	47,046	97,092	50,293
<b>Provisions and Oilman's Stores (excluding fish and fruits and vege- tables) (I. E)—</b>	<b>Cwts.</b>	<b>Cwts.</b>	<b>Cwts.</b>	<b>Cwts.</b>	<b>Cwts.</b>					
United Kingdom . . . . .	319	599	519	811	1,185	35,996	1,20,005	83,181	1,33,183	1,99,082
Aden and Dependencies . . . . .	42	427	66	29	66	2,450	19,991	3,008	1,205	3,405
Bahrain Islands . . . . .	620	1,087	170	179	352	14,080	38,701	6,747	2,750	7,013
Ceylon . . . . .	123	151	36	610	66	9,733	14,413	7,462	42,331	11,207
Straits Settlements (includ- ing Labuan) . . . . .	233	2,073	314	974	1,176	8,490	1,05,440	12,396	59,337	62,808
Federated Malay States . . . . .	3	..	..	35	..	48	..	..	1,460	..
Hongkong . . . . .	85	168	307	132	143	16,968	14,116	18,620	19,700	18,585
Natal . . . . .	29	20	13	17	4	2,503	1,970	1,959	485	251
Zanzibar and Pemba . . . . .	19	5	32	10	26	1,710	885	3,525	485	2,155
Kenya Colony . . . . .	57	195	235	160	164	6,083	17,649	12,333	10,512	9,954
Tanganyika Territory . . . . .	17	14	9	19	20	775	510	655	360	1,030
Mauritius and Dependencies . . . . .	34	65	44	101	..	450	4,250	1,859	1,162	..
Seychelles . . . . .	39	33	45	11	18	2,587	2,306	2,999	640	716
Canada—										
<i>Via Atlantic Coast</i> . . . . .	..	5	..	..	..	..	2,000	15	..	..
British West India Islands . . . . .	144	..	..	..	..	1,723	..	..	..	..
British Guiana . . . . .	344	17	5	15	..	5,089	245	100	225	..
Other British Possessions . . . . .	19	8	4	10	5	1,123	899	190	970	205
<b>TOTAL BRITISH EMPIRE</b>	<b>2,127</b>	<b>4,872</b>	<b>1,804</b>	<b>3,113</b>	<b>3,225</b>	<b>1,10,268</b>	<b>3,43,450</b>	<b>1,55,054</b>	<b>2,73,305</b>	<b>3,16,461</b>
Russia—										
Northern . . . . .	..	..	6	..	..	..	..	490	..	..
Southern . . . . .	..	..	24	1	..	..	..	1,086	50	..
Denmark . . . . .	4	254	11	18	1	480	4,470	419	3,010	200
Germany . . . . .	66	23	2	7	9	4,205	3,361	134	1,062	880
Netherlands . . . . .	303	143	31	109	306	32,193	13,961	2,570	12,406	21,606
Belgium . . . . .	4	39	2	50	..	345	2,225	120	600	32
France . . . . .	6	19	9	32	26	1,050	2,127	155	1,373	3,436
Italy . . . . .	6	46	34	12	16	830	6,505	3,233	1,060	3,017
Mascat Territory and Trucial Oman . . . . .	557	1,993	186	401	120	18,274	81,447	6,799	13,866	3,252

GENERAL EXPORTS

( 964 )

FOREIGN MERCHANDISE

No. 15—continued

ARTICLES, AND COUNTRIES OF FINAL DESTINATION; ALSO SHARE OF EACH PROVINCE	QUANTITY					VALUE				
	1927-28	1928-29	1929-30	1930-31	1931-32	1927-28	1928-29	1929-30	1930-31	1931-32
	Cwts.	Cwts.	Cwts.	Cwts.	Cwts.	R	R	R	R	R
Provisions and Oilman's Stores (excluding fish and fruits and vegetables) (L. E)—continued										
Other Native States in Arabia	261	503	199	349	115	13,255	21,134	6,652	10,124	2,616
Iraq	659	5,486	30	47	46	33,138	2,21,496	1,894	4,385	3,379
Peria	500	514	227	103	34	28,406	25,399	12,639	7,035	4,884
Sumatra	23	..	..	..	..	1,221	..	..	..	..
Java	96	31	13	134	8	4,019	2,136	490	7,320	375
Siam	62	33	29	48	85	2,578	2,266	1,410	1,900	22,250
Philippine Islands and Guam	1	..	..	..	150	359	..	..	..	8,700
Indo-China (including Cochin China, Cambodia, Annam and Tonkin)	..	..	428	..	..	..	..	9,565	..	..
China (exclusive of Hongkong and Macao)	2	30	3	7	25	250	1,200	235	725	925
Japan	53	11	37	15	101	2,681	563	2,970	350	5,036
Egypt	..	24	16	6	30	..	1,250	255	523	510
Portuguese East Africa	78	30	76	56	58	2,739	3,159	3,135	4,132	3,903
Italian East Africa (Somaliland and Kistrea)	8	59	2	..	3	341	4,030	300	..	300
United States of America—										
Fid Atlantic Coast	14	31	..	..	..	2,371	5,760	..	15	5
" Pacific "	3	..	..	18	..	150	..	10	436	..
Other Foreign Countries	25	56	22	42	36	1,980	2,039	1,343	1,549	1,402
<b>TOTAL FOREIGN COUNTRIES</b>	<b>2,731</b>	<b>9,334</b>	<b>1,387</b>	<b>1,455</b>	<b>1,219</b>	<b>1,51,100</b>	<b>4,09,528</b>	<b>55,959</b>	<b>72,926</b>	<b>86,739</b>
Share of Bengal	922	270	562	433	395	33,604	22,248	17,555	33,550	72,223
" Bombay	2,593	3,390	2,037	2,348	1,530	1,55,651	2,39,348	1,62,644	2,06,839	1,10,720
" Sind	1,017	3,417	249	334	136	50,098	3,54,938	12,823	24,914	27,081
" Madras	74	110	157	797	452	6,085	22,922	10,708	52,557	64,339
" Burma	252	2,019	136	601	1,331	15,950	1,13,522	7,285	33,371	1,26,337
<b>TOTAL</b>	<b>4,858</b>	<b>14,206</b>	<b>3,191</b>	<b>4,568</b>	<b>4,444</b>	<b>2,61,368</b>	<b>7,52,978</b>	<b>2,11,013</b>	<b>3,51,231</b>	<b>4,03,200</b>
Railway plant and rolling-stock (III. N)—(a)										
United Kingdom	..	..	..	..	..	49,861	..	..	..	..
Adan and Dependencies	..	..	..	..	..	5,209	..	..	..	..
Ceylon	..	..	..	..	..	3,105	..	..	..	..
<b>TOTAL BRITISH EMPIRE</b>	<b>..</b>	<b>..</b>	<b>..</b>	<b>..</b>	<b>..</b>	<b>58,175</b>	<b>..</b>	<b>..</b>	<b>..</b>	<b>..</b>
Iraq	..	..	..	..	..	1,340	..	..	..	..
Share of Bengal	..	..	..	..	..	49,834	..	..	..	..
" Bombay	..	..	..	..	..	7,728	..	..	..	..
" Burma	..	..	..	..	..	2,455	..	..	..	..
<b>TOTAL</b>	<b>..</b>	<b>..</b>	<b>..</b>	<b>..</b>	<b>..</b>	<b>60,015</b>	<b>..</b>	<b>..</b>	<b>..</b>	<b>..</b>

(a) Discontinued from 1928-29.

No. 15—continued

ARTICLES, AND COUNTRIES OF FINAL DESTINATION; ALSO SHARE OF EACH PROVINCE	QUANTITY					VALUE				
	1927-28	1928-29	1929-30	1930-31	1931-32	1927-28	1928-29	1929-30	1930-31	1931-32
	Lbs.	Lbs.	Lbs.	Lbs.	Lbs.	R	R	R	R	R
<b>Rubber —</b>										
<b>Raw (II. J)—</b>										
United Kingdom . . . . .	29,120	..	..	..	..	1,000	..	..	..	..
Share of Bengal . . . . .	29,120	..	..	..	..	1,000	..	..	..	..
<b>Manufactures (III. O)—</b>										
United Kingdom . . . . .	—	—	—	—	—	10,460	65,075	42,598	2,88,859	2,04,135
Aden and Dependencies . . . . .	—	—	—	—	—	495	2,281	484	1,625	885
Bahrain Islands . . . . .	—	—	—	—	—	768	450	18,988	31,493	10,130
Ceylon . . . . .	—	—	—	—	—	34,498	72,265	85,437	1,22,944	1,52,337
Straits Settlements (including Labuan) . . . . .	—	—	—	—	—	28,180	8,440	22,499	72,628	68,638
Cape of Good Hope . . . . .	—	—	—	—	—	..	..	2,423	15,769	1,395
Kenya Colony . . . . .	—	—	—	—	—	3,109	15,320	514	1,254	716
New South Wales . . . . .	—	—	—	—	—	..	..	..	1,960	..
Australian Commonwealth (Total) . . . . .	—	—	—	—	—	..	..	..	1,960	..
New Zealand (including Nauru and British Samoa) . . . . .	—	—	—	—	—	..	..	1,020	..	..
Other British Possessions . . . . .	—	—	—	—	—	765	1,807	961	690	150
<b>TOTAL BRITISH EMPIRE</b>	—	—	—	—	—	78,270	1,65,688	1,73,824	5,37,535	4,38,386
Denmark . . . . .	—	—	—	—	—	..	..	..	1,988	..
Germany . . . . .	—	—	—	—	—	30,169	6,813	20,162	17,975	2,336
Netherlands . . . . .	—	—	—	—	—	..	..	1,125	..	..
Belgium . . . . .	—	—	—	—	—	..	..	..	45,425	4,390
France . . . . .	—	—	—	—	—	1,396	2,597	7,223	52,960	14,527
Czechoslovakia . . . . .	—	—	—	—	—	..	..	28,874	..	..
Italy . . . . .	—	—	—	—	—	450	706	23,050	55,416	610
Muscat Territory and Trucial Oman . . . . .	—	—	—	—	—	..	..	..	3,674	2,357
Other Native States in Arabia . . . . .	—	—	—	—	—	14,695	1,621	8,116	4,414	1,503
Iraq . . . . .	—	—	—	—	—	6,618	10,348	17,24,146	12,13,158	14,18,949
Persia . . . . .	—	—	—	—	—	49,136	4,508	6,49,707	7,20,818	7,42,341
Java . . . . .	—	—	—	—	—	1,065	98	44,271	74,480	10,312
Indo-China (including Cochin-China, Cambodia, Annam, Tonkin and French leased Territories in China) . . . . .	—	—	—	—	—	..	1,169	..	..	..
China (exclusive of Hong-kong and Macao) . . . . .	—	—	—	—	—	..	3,738	41,425	18,545	8,506
Japan . . . . .	—	—	—	—	—	1,313	150	13,804	..	6,943
Portuguese East Africa . . . . .	—	—	—	—	—	1,350	800	375	1,409	15
United States of America—										
744 Atlantic Coast . . . . .	—	—	—	—	—	6,211	597	253	2,00,531	1,879
" Pacific " . . . . .	—	—	—	—	—	..	450	..	10,755	..
Argentine Republic . . . . .	—	—	—	—	—	..	..	..	2,360	..
Brazil . . . . .	—	—	—	—	—	..	..	..	1,600	..
Other Foreign Countries . . . . .	—	—	—	—	—	470	200	..	1,000	953
<b>TOTAL FOREIGN COUNTRIES</b>	—	—	—	—	—	1,12,873	33,655	25,62,581	24,26,366	22,15,525
Share of Bengal . . . . .	—	—	—	—	—	26,033	60,569	44,514	64,351	18,222
" Bombay . . . . .	—	—	—	—	—	1,50,361	39,341	1,35,267	2,46,939	1,31,434
" Sind . . . . .	—	—	—	—	—	1,235	36,112	25,21,139	25,26,368	22,43,002
" Madras . . . . .	—	—	—	—	—	11,952	21,079	34,567	1,25,569	1,61,415
" Burma . . . . .	—	—	—	—	—	1,512	2,692	828	10,174	44,839
<b>TOTAL</b>	—	—	—	—	—	1,91,143	1,99,293	27,36,355	29,63,901	26,53,912

GENERAL EXPORTS

( 966 )

FOREIGN MERCHANDISE

No. 15—continued

ARTICLES, AND COUNTRIES OF FINAL DESTINATION; ALSO SHARE OF EACH PROVINCE	QUANTITY					VALUE				
	1927-28	1928-29	1929-30	1930-31	1931-32	1927-28	1928-29	1929-30	1930-31	1931-32
	Tons	Tons	Tons	Tons	Tons	₹	₹	₹	₹	₹
<b>Salt (L. I)—</b>										
TOTAL BRITISH EMPIRE	..	..	..	..	..	38	..	24	0	7
TOTAL FOREIGN COUNTRIES	..	..	..	..	..	..	2	28	..	..
Share of Bombay	..	..	..	..	..	38	..	52	9	7
“ Burma	..	..	..	..	..	..	2	..	..	..
TOTAL	..	..	..	..	..	89	2	52	9	7
<b>Seeds (II. K)—</b>										
United Kingdom	..	1	5	1	21	..	380	1,450	500	3,806
Aden and Dependencies	2	4	1	1	3	1,850	3,080	600	650	1,380
Ceylon	47	..	193	1	7	31,655	690	62,945	1,089	2,390
Straits Settlements (including Labuan)	20	28	12	6	51	17,861	7,225	3,638	3,287	14,234
New South Wales	..	..	..	..	..	1,460	..	..	..	..
Australian Commonwealth (Total)	..	..	..	..	..	1,460	..	..	..	..
Other British Possessions	..	..	..	2	..	625	..	320	1,015	80
TOTAL BRITISH EMPIRE	75	31	211	11	82	58,251	11,875	68,948	6,541	21,890
Germany	55	54	1	40	24	13,335	14,000	1,015	17,451	4,987
Netherlands	..	..	112	..	..	..	..	31,600	..	..
France	1	30	84	39	3	1,600	13,000	17,902	18,382	331
Mascat Territory and Trucial Oman	7	..	7	2	5	4,275	..	5,304	960	1,398
Other Native States in Arabia	..	..	2	..	..	70	..	1,000	..	..
Peria	3	2	2	..	..	1,980	380	985	..	42
Slam	..	2	..	..	..	20	1,220	75	72	..
Egypt	2	6	5	6	..	1,750	3,062	2,705	3,410	765
United States of America—										
Via Atlantic Coast	3	4	1	5	1	8,811	13,274	4,368	6,080	760
“ Pacific “	..	..	..	..	..	..	..	..	952	..
Other Foreign Countries	1	1	..	1	5	409	330	1,392	1,085	589
TOTAL FOREIGN COUNTRIES	72	99	164	93	38	32,750	51,266	66,786	48,372	9,302
Share of Bengal	..	2	..	1	..	1,611	5,364	1,626	4,316	630
“ Bombay	147	104	183	103	115	32,535	61,412	71,658	49,763	29,176
“ Madras	..	..	192	1	..	1,745	..	62,360	334	..
“ Burma	..	24	..	..	5	60	5,375	90	..	1,476
TOTAL	147	130	375	104	120	36,001	62,641	1,35,784	54,013	31,282
<b>Shells and Cowries (II. S)—</b>										
United Kingdom	—	—	—	—	—	71,226	99,447	60,507	23,340	1,797
Other British Possessions	—	—	—	—	—	480	932	625	..	30
TOTAL BRITISH EMPIRE	—	—	—	—	—	71,706	1,00,379	61,132	23,340	1,827
Germany	—	—	—	—	—	1,250	..	..	..	..
France	—	—	—	—	—	1,200	..	..	..	..
Japan	—	—	—	—	—	1,965	..	..	..	..
Egypt	—	—	—	—	—	1,066	..	..	..	400
Other Foreign Countries	—	—	—	—	—	650	..	..	..	..
TOTAL FOREIGN COUNTRIES	—	—	—	—	—	7,031	..	620	1,780	440
Share of Bengal	—	—	—	—	—	..	360	600	..	..
“ Bombay	—	—	—	—	—	77,897	75,550	61,152	25,120	2,667
“ Sind	—	—	—	—	—	..	24,454	..	..	..
“ Madras	—	—	—	—	—	..	15	..	..	..
“ Burma	—	—	—	—	—	340	..	..	..	..
TOTAL	—	—	—	—	—	79,787	1,00,379	61,752	25,120	2,667

No. 15—continued

ARTICLES, AND COUNTRIES OF FINAL DESTINATION; ALSO SHARE OF EACH PROVINCE	QUANTITY					VALUE				
	1927-28	1928-29	1929-30	1930-31	1931-32	1927-28	1928-29	1929-30	1930-31	1931-32
	Cwts.	Cwts.	Cwts.	Cwts.	Cwts.	₹	₹	₹	₹	₹
<b>Soap (II. V)—</b>										
United Kingdom . . . . .	40	107	70	51	90	2,618	5,396	2,765	2,354	3,113
Ceylon . . . . .	31	7	8	7	21	1,583	1,990	240	363	1,242
Straits Settlements (including Labuan) . . . . .	5	1	5	192	..	1,000	25	134	3,094	10
Hongkong . . . . .	16	9	8	..	..	1,610	1,300	1,275	..	..
Kenya Colony . . . . .	7	5	15	27	10	508	180	980	1,137	565
Seychelles . . . . .	48	65	25	1	2	1,378	1,780	1,115	60	300
Other British Possessions . . . . .	19	7	13	83	5	1,673	658	939	2,554	307
<b>TOTAL BRITISH EMPIRE</b>	<b>172</b>	<b>201</b>	<b>139</b>	<b>361</b>	<b>118</b>	<b>10,370</b>	<b>11,277</b>	<b>7,457</b>	<b>9,562</b>	<b>5,027</b>
Denmark . . . . .	..	..	..	..	46	..	..	..	..	1,726
France . . . . .	1	72	..	74	..	48	4,573	..	4,095	..
Mascat Territory and Trucial Oman . . . . .	163	65	111	169	14	4,607	1,639	2,259	3,126	441
Iraq . . . . .	31	15	69	5	2	2,515	1,225	2,615	1,650	300
Persia . . . . .	259	84	24	15	1	8,904	3,850	995	1,085	63
United States of America— Via Atlantic Coast . . . . .	46	..	..	..	..	1,693	..	..	..	..
Other Foreign Countries . . . . .	5	4	33	43	18	395	475	1,605	1,105	1,436
<b>TOTAL FOREIGN COUNTRIES</b>	<b>505</b>	<b>240</b>	<b>237</b>	<b>311</b>	<b>81</b>	<b>18,162</b>	<b>11,762</b>	<b>7,474</b>	<b>10,461</b>	<b>8,966</b>
Share of Bengal . . . . .	40	79	3	6	52	2,765	3,063	210	237	1,336
„ Bombay . . . . .	437	372	161	210	36	18,941	16,073	8,684	10,624	4,960
„ Sind . . . . .	120	90	187	195	34	3,867	3,321	6,239	3,793	1,104
„ Madras . . . . .	11	..	2	18	27	1,316	32	144	1,160	1,663
„ Burma . . . . .	49	..	23	243	..	1,943	50	654	4,206	30
<b>TOTAL</b>	<b>677</b>	<b>441</b>	<b>376</b>	<b>672</b>	<b>199</b>	<b>28,532</b>	<b>23,039</b>	<b>14,931</b>	<b>20,023</b>	<b>9,593</b>
<b>Specimens illustrative of Natural Science (II. B)—</b>										
United Kingdom . . . . .	—	—	—	—	—	3,450	4,201	1,595	580	..
Other British Possessions . . . . .	—	—	—	—	—	..	..	..	424	25
<b>TOTAL BRITISH EMPIRE</b>	<b>—</b>	<b>—</b>	<b>—</b>	<b>—</b>	<b>—</b>	<b>3,450</b>	<b>4,201</b>	<b>1,595</b>	<b>1,004</b>	<b>25</b>
United States of America— Via Atlantic Coast . . . . .	—	—	—	—	—	..	..	4,831	7,357	400
„ Pacific . . . . .	—	—	—	—	—	..	..	..	250	..
Other Foreign Countries . . . . .	—	—	—	—	—	175	..	..	1,000	394
<b>TOTAL FOREIGN COUNTRIES</b>	<b>—</b>	<b>—</b>	<b>—</b>	<b>—</b>	<b>—</b>	<b>175</b>	<b>..</b>	<b>4,831</b>	<b>8,607</b>	<b>1,294</b>
Share of Bengal . . . . .	—	—	—	—	—	2,500	346	1,225	4,770	..
„ Bombay . . . . .	—	—	—	—	—	350	600	4,586	3,762	470
„ Madras . . . . .	—	—	—	—	—	25	150	..	939	..
„ Burma . . . . .	—	—	—	—	—	750	3,106	116	210	849
<b>TOTAL</b>	<b>—</b>	<b>—</b>	<b>—</b>	<b>—</b>	<b>—</b>	<b>3,625</b>	<b>4,201</b>	<b>6,926</b>	<b>9,611</b>	<b>1,319</b>

GENERAL EXPORTS

( 968 )

FOREIGN MERCHANDISE

No. 15—continued

ARTICLES, AND COUNTRIES OF FINAL DESTINATION; ALSO SHARE OF EACH PROVINCE	QUANTITY					VALUE				
	1927-28	1928-29	1929-30	1930-31	1931-32	1927-28	1928-29	1929-30	1930-31	1931-32
						R	R	R	R	R
<b>Spices—</b>										
<i>Cardamoms (I. F)—</i>	Cwts.	Cwts.	Cwts.	Cwts.	Cwts.					
Aden and Dependencies . . . . .	5	14	40	5	6	1,214	4,890	8,402	1,050	920
Bahrain Islands . . . . .	..	..	5	10	..	..	..	750	3,509	..
Straits Settlements (including Labuan) . . . . .	17	41	2	..	..	4,054	10,193	800	..	..
Zanzibar and Pemba . . . . .	..	5	..	..	8	..	1,217	..	..	1,392
Other British Possessions . . . . .	5	2	1	0	2	760	360	150	771	836
<b>TOTAL BRITISH EMPIRE</b> . . . . .	<b>27</b>	<b>62</b>	<b>48</b>	<b>24</b>	<b>16</b>	<b>6,028</b>	<b>16,660</b>	<b>9,692</b>	<b>5,321</b>	<b>2,648</b>
Syria . . . . .	..	15	..	..	3	..	2,400	..	..	375
Iraq . . . . .	1	7	..	5	..	100	1,480	..	1,763	..
Persia . . . . .	1	6	2	9	15	240	900	133	1,767	2,310
United States of America—										
<i>Via Atlantic Coast</i> . . . . .	52	..	..	30	..	17,314	..	..	5,500	..
Other Foreign Countries . . . . .	..	5	4	..	..	..	954	980	..	..
<b>(TOTAL FOREIGN COUNTRIES)</b> . . . . .	<b>54</b>	<b>33</b>	<b>6</b>	<b>45</b>	<b>18</b>	<b>17,654</b>	<b>5,684</b>	<b>1,113</b>	<b>8,040</b>	<b>2,685</b>
Share of Bombay . . . . .	37	95	54	60	34	23,682	22,344	10,805	12,580	5,333
" Madras . . . . .	..	..	..	9	..	..	..	..	771	..
<b>TOTAL</b> . . . . .	<b>81</b>	<b>95</b>	<b>54</b>	<b>69</b>	<b>34</b>	<b>23,682</b>	<b>22,844</b>	<b>10,805</b>	<b>13,361</b>	<b>5,333</b>
<i>Cassia Ligna (I. F)—</i>	Cwts.	Cwts.	Cwts.	Cwts.	Cwts.					
Aden and Dependencies . . . . .	..	146	18	2	44	..	3,111	815	100	600
Palestine . . . . .	..	28	106	79	15	..	545	1,920	1,265	200
Bahrain Islands . . . . .	..	148	30	79	2	..	3,380	585	1,509	40
Ceylon . . . . .	..	106	26	37	19	..	3,113	1,022	780	850
Straits Settlements . . . . .	..	..	375	1	..	..	..	20,700	30	..
Tanganyika Territory . . . . .	..	89	23	7	8	..	1,998	513	204	270
Kenya Colony . . . . .	..	32	74	9	11	..	955	1,584	350	340
Anglo-Egyptian Sudan . . . . .	..	..	..	513	..	..	..	..	8,420	..
British Guiana . . . . .	54	65	..	..	..	1,173	2,150	..	..	..
Other British Possessions . . . . .	..	78	18	23	6	..	2,083	525	623	255
<b>TOTAL BRITISH EMPIRE</b> . . . . .	<b>54</b>	<b>692</b>	<b>670</b>	<b>750</b>	<b>105</b>	<b>1,173</b>	<b>17,285</b>	<b>27,164</b>	<b>18,491</b>	<b>2,555</b>
<b>Russia—</b>										
Southern Russia . . . . .	..	63	90	85	..	..	1,070	1,555	1,425	..
Georgia . . . . .	..	31	..	42	..	..	1,406	..	705	..
Mascat Territory and Trucial Oman . . . . .	..	173	103	438	115	..	3,401	2,300	7,236	1,500
Other Native States in Arabia . . . . .	..	242	64	334	35	..	4,833	1,614	5,913	740
Iraq . . . . .	..	416	106	294	104	..	8,000	1,800	4,915	1,505
Syria . . . . .	..	45	214	167	22	..	750	3,905	2,740	300
Persia . . . . .	..	587	373	1,916	316	..	11,805	7,293	33,450	4,478
Egypt . . . . .	..	266	336	201	244	..	4,750	4,625	3,260	2,780
Portuguese East Africa . . . . .	..	45	45	47	43	..	1,674	1,893	1,693	1,436
Italian East Africa (Somaliland and Eritrea) . . . . .	..	116	44	54	23	..	2,250	905	1,130	480
Other Foreign Countries . . . . .	..	14	68	45	5	..	480	1,300	692	120
<b>TOTAL FOREIGN COUNTRIES</b> . . . . .	<b>..</b>	<b>2,048</b>	<b>1,443</b>	<b>3,623</b>	<b>907</b>	<b>..</b>	<b>40,413</b>	<b>27,280</b>	<b>63,164</b>	<b>13,339</b>
Share of Bengal . . . . .	54	65	..	..	..	1,173	2,150	..	..	..
" Bombay . . . . .	..	2,675	2,113	4,373	1,012	..	55,543	54,444	76,645	15,394
<b>(TOTAL)</b> . . . . .	<b>54</b>	<b>2,740</b>	<b>2,113</b>	<b>4,373</b>	<b>1,012</b>	<b>1,173</b>	<b>57,693</b>	<b>54,444</b>	<b>76,645</b>	<b>15,394</b>
<i>Cloves (I. F)—</i>	Cwts.	Cwts.	Cwts.	Cwts.	Cwts.					
Aden and Dependencies . . . . .	131	125	83	180	8	3,955	4,337	2,870	6,964	145



No. 15—continued

ARTICLES, AND COUNTRIES OF FINAL DESTINATION; ALSO SHARE OF EACH PROVINCE	QUANTITY					VALUE				
	1927-28	1928-29	1929-30	1930-31	1931-32	1927-28	1928-29	1929-30	1930-31	1931-32
<b>Spices—continued</b>										
<b>Cloves (I. F)—continued</b>	<b>Cwts.</b>	<b>Cwts.</b>	<b>Cwts.</b>	<b>Cwts.</b>	<b>Cwts.</b>	<b>R</b>	<b>R</b>	<b>R</b>	<b>R</b>	<b>R</b>
Bahrain Islands . . . . .	677	227	449	27	133	48,944	14,248	26,364	1,910	9,403
Maldives . . . . .	85	..	..	..	..	1,949	..	..	..	..
Ceylon . . . . .	49	64	219	100	79	3,120	4,480	12,335	9,945	5,340
Straits Settlements (including Labuan) . . . . .	553	1,045	1,039	1,397	12	30,709	54,226	63,558	90,341	770
Hongkong . . . . .	..	..	7	222	82	..	..	400	4,985	1,170
Anglo-Egyptian Sudan . . . . .	61	101	122	10	..	760	2,025	3,783	765	..
Other British Possessions . . . . .	8	5	7	13	6	180	265	380	923	465
<b>TOTAL BRITISH EMPIRE</b>	<b>1,509</b>	<b>1,567</b>	<b>1,926</b>	<b>1,949</b>	<b>320</b>	<b>89,567</b>	<b>79,576</b>	<b>1,09,690</b>	<b>1,12,832</b>	<b>17,293</b>
Syria . . . . .	19	..	74	32	3	1,230	..	4,435	1,790	200
Maskat Territory and Trucial Oman . . . . .	51	26	50	35	25	3,540	2,097	4,075	2,330	2,025
Other Native States in Arabia . . . . .	76	87	305	59	72	5,005	4,514	19,395	3,769	4,829
Iraq . . . . .	312	60	112	34	73	15,495	3,420	6,332	1,690	3,770
Persia . . . . .	57	14	71	31	23	3,631	810	4,379	1,892	1,753
Java . . . . .	..	..	474	370	3	..	..	26,445	27,327	150
Egypt . . . . .	31	1	..	..	..	1,000	90	..	..	..
Italian East Africa (Somaliland and Eritrea) . . . . .	65	168	49	69	17	2,615	10,825	2,346	3,775	645
Other Foreign Countries . . . . .	13	31	20	16	11	865	1,805	1,385	1,555	785
<b>TOTAL FOREIGN COUNTRIES</b>	<b>624</b>	<b>387</b>	<b>1,154</b>	<b>646</b>	<b>227</b>	<b>34,281</b>	<b>23,091</b>	<b>68,742</b>	<b>43,428</b>	<b>14,157</b>
Share of Bengal . . . . .	2	..	319	271	..	80	..	20,144	20,627	..
" Bombay . . . . .	2,131	1,954	2,761	2,324	545	1,23,768	1,02,667	1,58,238	1,35,833	31,380
" Sind . . . . .	..	..	..	..	2	..	..	..	..	70
<b>TOTAL</b>	<b>2,133</b>	<b>1,954</b>	<b>3,080</b>	<b>2,595</b>	<b>547</b>	<b>1,23,348</b>	<b>1,02,667</b>	<b>1,78,432</b>	<b>1,56,260</b>	<b>31,450</b>
<b>Nutmegs (I. F)—</b>	<b>Cwts.</b>	<b>Cwts.</b>	<b>Cwts.</b>	<b>Cwts.</b>	<b>Cwts.</b>					
Palestine . . . . .	20	..	..	..	..	1,575	..	..	..	..
Aden and Dependencies . . . . .	18	4	..	..	..	1,313	270	..	..	..
Straits Settlements (including Labuan) . . . . .	..	..	..	32	..	..	..	..	1,650	..
Zanzibar and Pemba . . . . .	20	9	28	12	2	1,365	680	1,676	660	100
Kenya Colony . . . . .	17	88	32	18	20	1,010	2,294	1,640	1,155	1,345
Tanganyika Territory . . . . .	15	20	35	54	22	792	780	2,280	2,890	1,205
Anglo-Egyptian Sudan . . . . .	11	24	..	8	1	887	1,605	..	480	30
Other British Possessions . . . . .	17	7	11	8	2	924	447	833	515	150
<b>TOTAL BRITISH EMPIRE</b>	<b>118</b>	<b>102</b>	<b>106</b>	<b>132</b>	<b>47</b>	<b>7,866</b>	<b>6,076</b>	<b>6,409</b>	<b>7,300</b>	<b>2,830</b>
Syria . . . . .	12	51	..	12	39	770	4,228	..	685	2,077
Iraq . . . . .	10	2	13	6	9	1,175	200	1,806	309	495
Persia . . . . .	36	12	3	137	30	2,983	637	288	13,882	2,195
Egypt . . . . .	26	40	11	..	50	1,750	3,100	698	..	1,730
United States of America— Via Atlantic Coast . . . . .	..	..	..	152	..	..	..	..	14,000	..
Other Foreign Countries . . . . .	7	9	4	9	16	510	500	255	535	700
<b>TOTAL FOREIGN COUNTRIES</b>	<b>91</b>	<b>120</b>	<b>36</b>	<b>316</b>	<b>153</b>	<b>7,188</b>	<b>8,665</b>	<b>3,047</b>	<b>29,402</b>	<b>7,197</b>
Share of Bombay . . . . .	209	222	142	448	200	15,054	14,741	9,456	36,703	10,027

GENERAL EXPORTS

FOREIGN MERCHANDISE

( 970 )

No. 15—continued

ARTICLES, AND COUNTRIES OF FINAL DESTINATION; ALSO SHARE OF EACH PROVINCE	QUANTITY					VALUE				
	1927-28	1928-29	1929-30	1930-31	1931-32	1927-28	1928-29	1929-30	1930-31	1931-32
	Cwts.	Cwts.	Cwts.	Cwts.	Cwts.	R	R	R	R	R
<b>Spices—continued</b>										
<i>Other sorts (I. F)—</i>										
United Kingdom . . . . .	106	30	..	1	..	6,640	900	15	50	10
Palestine . . . . .	56	38	..	123	221	1,180	2,675	..	9,981	13,933
Aden and Dependences . . . . .	491	37	183	79	353	11,600	1,365	10,525	4,700	22,423
Bahrain Islands . . . . .	123	34	..	127	45	3,175	2,140	..	9,137	3,071
Ceylon . . . . .	23	1	1	135	9	1,025	50	45	6,489	201
Straits Settlements (including Labuan) . . . . .	75	7	2	16	11	1,270	750	160	1,485	60
Zanzibar and Pemba . . . . .	79	85	15	59	49	1,824	2,985	489	4,935	2,761
Kenya Colony . . . . .	317	111	90	37	12	7,290	4,750	2,975	3,495	491
Tanganyika Territory . . . . .	89	22	28	31	..	1,858	710	942	2,230	..
Anglo-Egyptian Sudan . . . . .	64	32	43	38	38	1,280	1,625	1,417	3,300	2,161
Other British Possessions . . . . .	24	5	22	9	24	1,395	22	528	883	491
<b>TOTAL BRITISH EMPIRE</b>	<b>1,443</b>	<b>402</b>	<b>384</b>	<b>655</b>	<b>767</b>	<b>38,577</b>	<b>18,170</b>	<b>17,098</b>	<b>44,640</b>	<b>46,141</b>
<b>Russia—</b>										
Southern Russia . . . . .	..	..	89	..	..	..	..	8,050	..	..
Germany . . . . .	..	60	17	16	..	..	3,937	1,900	1,540	..
Austria . . . . .	50	..	..	..	..	1,125	..	..	..	..
Roumania . . . . .	..	..	..	..	39	..	..	..	..	2,501
Turkey, European . . . . .	4	..	..	..	216	75	..	..	..	12,531
Syria . . . . .	292	90	21	41	257	6,011	5,885	1,950	2,300	13,931
Maakat Territory and Trucial Oman . . . . .	304	4	1	72	4	6,853	117	30	6,032	[81
Other Native States in Arabia	313	16	37	144	123	7,872	1,150	3,215	10,467	6,57
Iraq . . . . .	789	298	100	264	300	17,185	20,697	4,730	21,520	15,77
Persia . . . . .	1,887	236	102	1,343	282	41,656	17,179	6,588	96,058	17,081
Egypt . . . . .	166	61	79	380	398	3,746	6,090	4,532	25,762	20,041
Portuguese East Africa . . . . .	78	5	3	2	2	3,313	210	160	95	111
Italian East Africa (Somal- land and Britfra) . . . . .	2	19	3	150	..	62	1,376	82	12,765	..
Other Foreign Countries . . . . .	41	14	..	12	22	896	945	..	600	478
<b>TOTAL FOREIGN COUNTRIES</b>	<b>3,926</b>	<b>833</b>	<b>452</b>	<b>2,427</b>	<b>1,643</b>	<b>83,323</b>	<b>57,536</b>	<b>31,277</b>	<b>1,77,889</b>	<b>89,122</b>
<b>Share of Bengal . . . . .</b>										
..	..	..	20	..	22	..	..	418	..	370
.. Bombay . . . . .	5,337	1,221	809	2,927	2,361	1,26,384	75,407	47,716	2,16,268	1,34,383
.. Sind . . . . .	32	14	7	4	10	522	349	312	37	216
.. Madras . . . . .	..	..	..	151	..	..	..	..	5,974	..
.. Burma . . . . .	..	..	..	..	17	..	..	27	..	393
<b>TOTAL</b>	<b>5,369</b>	<b>1,235</b>	<b>838</b>	<b>3,082</b>	<b>2,410</b>	<b>1,26,906</b>	<b>75,756</b>	<b>48,373</b>	<b>2,22,326</b>	<b>1,35,267</b>
<b>Total Spices—</b>										
United Kingdom . . . . .	106	30	..	1	..	6,640	900	15	50	10
Palestine . . . . .	76	60	106	215	239	2,755	3,220	1,920	12,165	14,355
Aden and Dependences . . . . .	645	326	324	266	416	18,142	18,978	22,202	12,314	24,085
Bahrain Islands . . . . .	311	410	400	243	180	52,339	19,823	39,307	16,056	12,518
Maldives . . . . .	43	..	..	..	..	2,427	..	..	..	..
Ceylon . . . . .	74	171	246	281	107	4,445	7,643	13,402	12,085	6,390
Straits Settlements (including Labuan) . . . . .	645	1,093	1,418	1,446	23	36,038	65,169	24,718	93,506	1,370
Hongkong . . . . .	1	6	9	230	32	25	160	425	5,748	1,170
Natal . . . . .	20	18	7	15	5	1,189	957	440	813	305
Zanzibar and Pemba . . . . .	99	122	59	84	63	3,189	5,612	2,665	6,045	4,452
Kenya Colony . . . . .	337	182	200	64	45	8,610	3,109	6,459	5,000	2,611
Tanganyika Territory . . . . .	95	184	86	92	30	2,650	3,838	3,715	5,324	1,475

No. 15—continued

ARTICLES, AND COUNTRIES OF FINAL DESTINATION; ALSO SHARE OF EACH PROVINCE	QUANTITY					VALUE				
	1927-28	1928-29	1929-30	1930-31	1931-32	1927-28	1928-29	1929-30	1930-31	1931-32
<b>Spices—concluded</b>										
<b>Total Spices—continued</b>	Cwts.	Cwts.	Cwts.	Cwts.	Cwts.	R	R	R	R	R
Anglo-Egyptian Sudan . .	186	188	166	560	39	2,007	5,771	6,200	12,916	2,100
British Guiana . . . .	54	65	20	..	21	1,178	2,150	418	..	310
Other British Possessions .	9	14	4	4	5	637	442	285	153	330
<b>TOTAL BRITISH EMPIRE</b>	<b>3,151</b>	<b>2,825</b>	<b>3,134</b>	<b>3,510</b>	<b>1,255</b>	<b>1,48,211</b>	<b>1,37,767</b>	<b>1,70,051</b>	<b>1,83,574</b>	<b>71,471</b>
<b>Russia—</b>										
Northern Russia . . . .	..	2	..	..	..	..	80	..	..	..
Southern Russia . . . .	23	68	187	85	..	596	1,320	10,060	1,425	..
Georgia . . . . .	..	92	..	54	..	..	2,205	..	1,305	..
Germany . . . . .	..	60	17	16	..	..	3,937	1,890	1,540	..
Austria . . . . .	50	..	..	..	..	1,125	..	..	..	..
Roumania . . . . .	..	..	..	..	39	..	..	..	..	2,500
Turkey, European . . . .	11	16	40	36	216	420	800	725	525	12,538
Syria . . . . .	323	201	309	252	324	8,041	13,263	10,290	8,015	16,887
Maskat Territory and Trucial Oman . . . . .	359	207	154	546	143	10,732	6,309	6,465	16,233	3,806
Other Native States in Arabia	391	348	414	544	238	12,527	10,652	25,374	20,499	12,514
Iraq . . . . .	1,112	783	336	604	486	33,955	33,747	14,668	29,478	21,543
Persia . . . . .	1,981	885	551	3,439	675	48,510	31,361	18,681	1,47,069	27,825
Java . . . . .	..	..	474	370	8	..	..	26,525	27,327	230
Egypt . . . . .	223	374	426	581	692	7,396	14,030	9,905	29,022	24,553
Portuguese East Africa . .	82	52	51	52	47	3,714	2,059	2,378	2,023	1,726
Italian East Africa (Somali- land and Eritrea) . . . .	67	306	95	274	44	2,677	14,101	3,333	17,070	1,255
French Somaliland . . . .	..	17	3	8	12	..	1,025	250	425	695
United States of America— Via Atlantic Coast . . . .	52	..	..	182	..	17,314	..	..	19,200	..
Other Foreign Countries . .	21	10	34	14	19	445	460	915	567	428
<b>TOTAL FOREIGN COUNTRIES</b>	<b>4,695</b>	<b>3,421</b>	<b>3,091</b>	<b>7,057</b>	<b>2,948</b>	<b>1,47,452</b>	<b>1,35,439</b>	<b>1,31,459</b>	<b>3,21,723</b>	<b>1,26,500</b>
<b>Share of Bengal . . . .</b>	<b>56</b>	<b>65</b>	<b>339</b>	<b>271</b>	<b>22</b>	<b>1,253</b>	<b>2,150</b>	<b>20,562</b>	<b>20,627</b>	<b>370</b>
.. Bombay . . . . .	7,758	6,167	5,879	10,132	4,152	2,38,388	3,70,707	2,80,709	4,77,538	1,96,917
.. Sind . . . . .	32	14	7	4	12	522	349	212	37	236
.. Madras . . . . .	..	..	..	160	..	..	..	..	6,746	..
.. Burma . . . . .	..	..	..	..	17	..	..	27	..	398
<b>TOTAL</b>	<b>7,846</b>	<b>6,246</b>	<b>6,225</b>	<b>10,567</b>	<b>4,208</b>	<b>2,90,663</b>	<b>2,78,206</b>	<b>3,01,510</b>	<b>5,05,297</b>	<b>1,97,971</b>
<b>Stationery (excluding paper) (III. M)—</b>										
United Kingdom . . . .	—	—	—	—	—	12,133	35,890	21,455	19,264	5,310
Aden and Dependencies . .	—	—	—	—	—	9,927	1,473	1,875	3,510	5,096
Bahrain Islands . . . .	—	—	—	—	—	6,996	5,854	7,980	4,570	5,294
Ceylon . . . . .	—	—	—	—	—	12,342	16,623	15,783	12,833	7,039
Straits Settlements (including Labuan) . . . . .	—	—	—	—	—	4,234	3,704	3,906	2,378	4,237
Zanzibar and Pemba . . . .	—	—	—	—	—	7,908	6,506	4,017	3,434	2,010
Kenya Colony . . . . .	—	—	—	—	—	17,506	14,636	16,764	12,604	15,106

GENERAL EXPORTS

( 972 )

FOREIGN MERCHANDISE

No. 15—continued

ARTICLES, AND COUNTRIES OF FINAL DESTINATION; ALSO SHARE OF EACH PROVINCE	QUANTITY					VALUE				
	1927-28	1928-29	1929-30	1930-31	1931-32	1927-28	1928-29	1929-30	1930-31	1931-32
						R	R	R	R	R
<b>Stationery (excluding paper) (III. M)—cont.</b>										
Banganyika Territory . . . . .	—	—	—	—	—	4,004	5,528	5,501	3,021	2,58
Mauritius and Dependencies . . . . .	—	—	—	—	—	3,350	665	900	650	1,20
Seychelles . . . . .	—	—	—	—	—	1,963	3,478	3,120	2,527	1,941
Other British Possessions . . . . .	—	—	—	—	—	2,374	974	1,705	815	670
<b>TOTAL BRITISH EMPIRE</b>	—	—	—	—	—	83,335	95,381	88,015	65,605	51,067
Norway . . . . .	—	—	—	—	—	1,273	..	..	..	..
Germany . . . . .	—	—	—	—	—	1,006	2,518	4,951	4,431	4,240
Belgium . . . . .	—	—	—	—	—	..	..	..	1,100	450
Muskat Territory and Trucial Oman . . . . .	—	—	—	—	—	2,136	4,749	1,468	1,305	1,915
Other Native States in Arabia . . . . .	—	—	—	—	—	4,840	2,820	3,173	1,255	1,145
Iraq . . . . .	—	—	—	—	—	10,145	7,560	7,577	5,518	3,718
Persia . . . . .	—	—	—	—	—	40,255	32,557	35,853	16,903	12,941
Java . . . . .	—	—	—	—	—	..	1,050	612	1,187	..
Philippine Islands and Guam . . . . .	—	—	—	—	—	..	1,000	..	..	..
China (exclusive of Hong-kong and Macao) . . . . .	—	—	—	—	—	700	100	1,879	..	3,018
Japan . . . . .	—	—	—	—	—	783	40	1,045	2,910	257
Egypt . . . . .	—	—	—	—	—	10,505	1,404	1,912	1,051	8,528
Portuguese East Africa . . . . .	—	—	—	—	—	17,574	9,780	12,875	10,621	12,957
Italian East Africa (Somaliland and Eritrea) . . . . .	—	—	—	—	—	75	1,200	..	..	75
United States of America—										
Via Atlantic Coast . . . . .	—	—	—	—	—	100	780	3,133	2,004	15,765
" Pacific " . . . . .	—	—	—	—	—	185	..	..	..	..
Other Foreign Countries . . . . .	—	—	—	—	—	712	1,926	1,045	1,565	1,866
<b>TOTAL FOREIGN COUNTRIES</b>	—	—	—	—	—	90,239	67,473	75,523	50,510	66,770
Share of Bengal . . . . .	—	—	—	—	—	7,844	22,669	17,018	16,736	19,808
" Bombay . . . . .	—	—	—	—	—	1,51,120	1,13,246	1,31,370	87,193	78,304
" Sind . . . . .	—	—	—	—	—	8,319	22,238	7,711	7,189	8,530
" Madras . . . . .	—	—	—	—	—	1,745	3,268	3,018	1,558	6,641
" Burma . . . . .	—	—	—	—	—	4,546	1,447	3,921	3,435	4,554
<b>TOTAL</b>	—	—	—	—	—	1,73,574	1,62,859	1,63,538	1,16,116	1,17,337
<b>Stone and Marble (III. P)—</b>	Tons	Tons	Tons	Tons	Tons					
United Kingdom . . . . .	2	..	1	3	1	1,835	90	60	97	55
Aden and Dependencies . . . . .	..	..	2	..	1	..	80	550	1,325	750
Ceylon . . . . .	2	..	2	..	..	1,120	..	880	40	100
Straits Settlements (including Labuan) . . . . .	..	..	..	..	24	..	50	..	..	1,170
Zanzibar and Pemba . . . . .	..	..	1	..	..	130	170	1,025	180	..
Mauritius and Dependencies . . . . .	..	..	..	3	..	..	..	34	1,525	..
Other British Possessions . . . . .	3	5	..	3	1	1,895	850	1,295	867	705
<b>TOTAL BRITISH EMPIRE</b>	7	5	6	9	27	4,780	1,240	3,844	4,034	2,780
Iraq . . . . .	11	10	4	10	2	6,015	7,105	2,417	6,268	600
United States of America—										
Via Atlantic Coast . . . . .	..	20	60	..	..	178	4,000	12,000	..	..
Other Foreign Countries . . . . .	2	2	2	1	3	679	780	500	193	520
<b>TOTAL FOREIGN COUNTRIES</b>	13	32	66	11	5	6,812	11,885	14,917	6,461	1,120
Share of Bengal . . . . .	..	24	61	..	25	..	4,325	12,060	10	1,320
" Bombay . . . . .	20	13	11	20	7	11,557	3,125	6,701	10,403	2,630
" Sind . . . . .	..	..	..	..	..	..	600	..	..	..
" Madras . . . . .	..	..	..	..	..	..	75	..	..	..
" Burma . . . . .	..	..	..	..	..	35	..	..	32	..
<b>TOTAL</b>	20	37	72	20	32	11,592	13,125	18,761	10,495	3,909
<b>Sugar—</b>										
sugar, 16 Dutch Standard and above (I. G)—(a)	Tons	Tons	Tons							
United Kingdom . . . . .	201	..	..	—	—	40,178	..	..	—	—
Aden and Dependencies . . . . .	1,412	100	3	—	—	3,84,446	21,706	580	—	—
Bahrain Islands . . . . .	2,983	2,343	595	—	—	9,27,070	4,06,403	1,15,121	—	—

(a) Subdivided from 1930-31.

No. 15—continued

ARTICLES, AND COUNTRIES OF FINAL DESTINATION; ALSO SHARE OF EACH PROVINCE	QUANTITY					VALUE				
	1927-28	1928-29	1929-30	1930-31	1931-32	1927-28	1928-29	1929-30	1930-31	1931-32
	Tons	Tons	Tons			R	R	R		
<b>Sugar—continued</b>										
<i>Sugar, 16 Dutch Standard and above (I. G)—continued (a)</i>										
Ceylon . . . . .	199	1,073	150	—	—	59,720	2,66,471	29,995	—	—
Zanzibar and Pemba . . . . .	1,129	842	1,606	—	—	3,28,267	2,48,646	4,16,037	—	—
Kenya Colony . . . . .	816	1,547	978	—	—	2,47,140	4,86,776	2,47,259	—	—
Tanganyika Territory . . . . .	284	332	446	—	—	87,375	94,314	1,09,811	—	—
Anglo-Egyptian Sudan . . . . .	20	..	..	—	—	5,960	..	..	—	—
Seychelles . . . . .	277	148	312	—	—	84,497	38,965	81,484	—	—
Other British Possessions . . . . .	..	8	..	—	—	38	1,260	190	—	—
<b>TOTAL BRITISH EMPIRE</b>	<b>7,321</b>	<b>6,283</b>	<b>4,090</b>	<b>—</b>	<b>—</b>	<b>21,64,689</b>	<b>15,14,546</b>	<b>10,00,427</b>	<b>—</b>	<b>—</b>
France . . . . .	303	20	..	—	—	60,647	5,985	..	—	—
Mascat Territory and Trucial Oman . . . . .	2,102	1,241	964	—	—	5,63,701	2,46,572	1,80,247	—	—
Other Native States in Arabia . . . . .	5,488	662	417	—	—	15,13,738	1,48,316	1,10,236	—	—
Iraq . . . . .	1,999	560	1,196	—	—	5,62,210	1,27,997	2,88,297	—	—
Persia . . . . .	2,200	544	486	—	—	5,71,111	1,05,302	92,910	—	—
Hanjam Island . . . . .	12	8	9	—	—	3,852	1,279	3,244	—	—
Portuguese East Africa . . . . .	30	72	17	—	—	7,282	19,129	5,413	—	—
Italian East Africa (Somal- land and Eritrea) . . . . .	340	767	120	—	—	82,782	1,60,779	19,750	—	—
French Somaliland . . . . .	..	30	..	—	—	..	5,400	..	—	—
Other Foreign Countries . . . . .	..	..	..	—	—	..	40	185	—	—
<b>TOTAL FOREIGN COUNTRIES</b>	<b>12,472</b>	<b>8,899</b>	<b>3,209</b>	<b>—</b>	<b>—</b>	<b>33,65,323</b>	<b>8,20,799</b>	<b>7,00,232</b>	<b>—</b>	<b>—</b>
Isle of Bengal . . . . .	..	..	..	—	—	138	..	..	—	—
.. Bombay . . . . .	15,453	4,608	5,371	—	—	44,20,954	11,07,623	13,60,131	—	—
.. Sind . . . . .	4,340	6,174	1,928	—	—	11,08,920	12,27,722	3,40,528	—	—
<b>TOTAL</b>	<b>19,793</b>	<b>10,182</b>	<b>7,299</b>	<b>—</b>	<b>—</b>	<b>55,30,012</b>	<b>23,35,345</b>	<b>17,00,659</b>	<b>—</b>	<b>—</b>

(a) Sub-divided from 1930-31.

GENERAL EXPORTS

( 974 )

FOREIGN MERCHANDISE

No 15—continued

ARTICLES, AND COUNTRIES OF FINAL DESTINATION; ALSO SHARE OF EACH PROVINCE.	QUANTITY					VALUE				
	1927-28	1928-29	1929-30	1930-31	1931-32	1927-28	1928-29	1929-30	1930-31	1931-32
				Tons	Tons				₹	₹
<b>Sugar—continued</b>										
<i>Sugar 23 Dutch Standard and above (I. G) (a)—</i>										
Aden and Dependencies . . . . .	—	—	—	75	75	—	—	—	8,968	9,000
Bahrain Islands . . . . .	—	—	—	220	1,772	—	—	—	38,005	2,24,397
Zanzibar and Pemba . . . . .	—	—	—	638	1,010	—	—	—	1,44,924	2,25,995
Kenya Colony . . . . .	—	—	—	368	32	—	—	—	80,955	7,038
Tanganyika Territory . . . . .	—	—	—	411	72	—	—	—	88,767	17,514
Seychelles . . . . .	—	—	—	211	236	—	—	—	41,321	49,738
Other British Possessions . . . . .	—	—	—	1	1	—	—	—	391	213
<b>TOTAL BRITISH EMPIRE . . . . .</b>	<b>—</b>	<b>—</b>	<b>—</b>	<b>1,939</b>	<b>3,207</b>	<b>—</b>	<b>—</b>	<b>—</b>	<b>4,03,331</b>	<b>5,33,890</b>
<b>Maskat Territory and Trucial</b>										
Oman . . . . .	—	—	—	349	380	—	—	—	47,867	1,28,234
Other Native States in Arabia . . . . .	—	—	—	121	406	—	—	—	24,192	49,667
Iraq . . . . .	—	—	—	239	490	—	—	—	48,767	1,26,817
Peria . . . . .	—	—	—	605	616	—	—	—	1,12,878	1,81,776
Henjam Island . . . . .	—	—	—	12	13	—	—	—	4,937	4,470
Portuguese East Africa . . . . .	—	—	—	3	11	—	—	—	948	1,410
Italian East Africa (Somal-land and Eritrea) . . . . .	—	—	—	70	2	—	—	—	11,020	200
French Somaliland . . . . .	—	—	—	13	..	—	—	—	1,580	..
Other Foreign Countries . . . . .	—	—	—	..	..	—	—	—	33	..
<b>TOTAL FOREIGN COUNTRIES . . . . .</b>	<b>—</b>	<b>—</b>	<b>—</b>	<b>1,412</b>	<b>2,418</b>	<b>—</b>	<b>—</b>	<b>—</b>	<b>2,52,222</b>	<b>4,92,624</b>
<b>Share of Bengal</b>										
Share of Bengal . . . . .	—	—	—	..	..	—	—	—	20	..
Share of Bombay . . . . .	—	—	—	2,508	2,792	—	—	—	5,38,724	6,84,506
Share of Sind . . . . .	—	—	—	343	2,333	—	—	—	1,16,809	3,41,603
<b>TOTAL . . . . .</b>	<b>—</b>	<b>—</b>	<b>—</b>	<b>3,351</b>	<b>5,625</b>	<b>—</b>	<b>—</b>	<b>—</b>	<b>6,55,553</b>	<b>10,26,514</b>
<b>Sugar below 23 Dutch Standard but not below 16th Dutch Standard (I. G.) (a)—</b>										
Maskat Territory and Trucial Oman . . . . .	—	—	—	13	2	—	—	—	2,188	200
Share of Sind . . . . .	—	—	—	13	2	—	—	—	2,188	200

(a) Separately recorded from 1930-31.

No. 15—continued

ARTICLES, AND COUNTRIES OF FINAL DESTINATION; ALSO SHARE OF EACH PROVINCE	QUANTITY					VALUE				
	1927-28	1928-29	1929-30	1930-31	1931-32	1927-28	1928-29	1929-30	1930-31	1931-32
<b>Sugar—continued</b>						£	₹	₹	₹	₹
<i>Sugar, 16 Dutch Standard and below (I. G).—</i>	Tons	Tons	Tons	Tons	Tons					
TOTAL BRITISH EMPIRE . . . . .	4	..	..	..	..	420	..	..	..	..
Native States in Arabia other than Maskat Territory and Yacudal Oman . . . . .	15	..	..	..	..	1,600	..	..	..	..
Other Foreign Countries . . . . .	..	..	..	..	..	..	..	6	..	..
TOTAL FOREIGN COUNTRIES	15	..	..	..	..	1,600	..	6	..	..
Share of Bengal . . . . .	6	..	..	..	..	400	..	..	..	..
.. Bombay . . . . .	16	..	..	..	..	1,600	..	6	..	..
.. Burma . . . . .	..	..	..	..	..	20	..	..	..	..
TOTAL . . . . .	19	..	..	..	..	2,020	..	6	..	..
<b>Total Sugar—</b>	Tons	Tons	Tons	Tons	Tons					
United Kingdom . . . . .	201	..	..	..	..	40,178	..	..	45	..
Aden and Dependencies . . . . .	1,416	100	8	75	75	3,84,846	21,706	580	8,968	9,000
Bahrain Islands . . . . .	2,933	2,243	595	220	1,772	9,27,070	4,06,408	1,16,131	38,005	2,24,397
Ceylon . . . . .	199	1,073	150	..	..	59,220	2,96,471	29,995	20	55
Zanzibar and Pemba . . . . .	1,129	842	1,608	639	1,019	3,23,267	2,48,646	4,16,037	1,44,924	2,25,995
Kenya Colony . . . . .	816	1,547	978	388	32	2,47,140	4,36,776	2,47,259	80,955	7,038
Tanganyika Territory . . . . .	284	332	446	411	72	87,375	94,314	1,09,811	88,767	17,514
Anglo-Egyptian Sudan . . . . .	20	..	..	..	..	5,960	..	..	..	..
Seychelles . . . . .	277	143	312	211	236	84,497	38,965	81,434	41,321	49,733
Other British Possessions . . . . .	..	3	..	1	1	56	1,260	190	323	153
TOTAL BRITISH EMPIRE	7,325	6,283	4,090	1,939	3,207	21,65,109	15,14,546	10,00,427	4,03,331	5,33,890

GENERAL EXPORTS

( 976 )

FOREIGN MERCHANDISE

No. 15—continued

ARTICLES, AND COUNTRIES OF FINAL DESTINATION; ALSO SHARE OF EACH PROVINCE	QUANTITY					VALUE				
	1927-28	1928-29	1929-30	1930-31	1931-32	1927-28	1928-29	1929-30	1930-31	1931-32
<b>Sugar—concluded</b>	Tons	Tons	Tons	Tons	Tons	R	R	R	R	R
<i>Total Sugar—continued</i>										
France . . . . .	301	20	..	..	..	60,647	5,985	..	..	..
Maskat Territory and Trucial Oman . . . . .	2,102	1,241	964	362	882	5,63,701	2,46,572	1,80,247	50,055	1,28,484
Other Native States in Arabia	5,508	662	417	121	406	15,15,338	1,43,316	1,10,236	24,192	49,667
Iraq . . . . .	1,999	560	1,196	239	490	5,62,210	1,27,997	2,83,297	48,767	1,26,817
Persia . . . . .	2,200	544	486	605	616	5,71,111	1,05,303	92,910	1,12,878	1,81,776
Henjam Island . . . . .	12	3	9	12	13	3,852	1,379	3,244	4,987	4,470
Portuguese East Africa . . . . .	30	72	17	3	11	7,282	19,129	5,413	948	1,410
Italian East Africa (Somaliland and Eritrea) . . . . .	340	767	120	70	2	82,782	1,60,779	19,750	11,020	200
French Somaliland . . . . .	..	30	..	13	..	..	5,400	..	1,530	..
Other Foreign Countries . . . . .	..	..	..	..	..	..	40	141	38	..
<b>TOTAL FOREIGN COUNTRIES</b>	<b>12,487</b>	<b>3,899</b>	<b>3,209</b>	<b>1,425</b>	<b>2,420</b>	<b>33,66,923</b>	<b>8,20,799</b>	<b>7,00,238</b>	<b>2,54,410</b>	<b>4,92,834</b>
<i>Share of Bengal . . . . .</i>	<i>1</i>	<i>..</i>	<i>..</i>	<i>..</i>	<i>..</i>	<i>533</i>	<i>..</i>	<i>..</i>	<i>20</i>	<i>..</i>
“ Bombay . . . . .	15,468	4,008	5,371	2,508	2,792	44,22,564	11,07,623	13,60,137	5,33,724	6,84,906
“ Sind . . . . .	4,340	6,174	1,923	356	2,335	11,03,920	12,27,722	3,40,523	1,18,997	3,41,308
“ Burma . . . . .	..	..	..	..	..	20	..	..	..	..
<b>TOTAL</b>	<b>19,813</b>	<b>10,182</b>	<b>7,299</b>	<b>3,334</b>	<b>5,627</b>	<b>55,32,032</b>	<b>23,35,345</b>	<b>17,00,665</b>	<b>6,57,741</b>	<b>10,26,714</b>
<b>Tea, black (L. H.)—</b>	Lbs.	Lbs.	Lbs.	Lbs.	Lbs.					
Aden and Dependencies . . . . .	80	3,420	690	..	..	80	2,290	510	..	..
Bahrain Islands . . . . .	..	3,120	..	..	..	..	2,145	..	..	..
Straits Settlements (including Labuan) . . . . .	..	..	2,000	..	..	..	..	1,500	..	..
Zanzibar and Pemba . . . . .	..	..	444	..	9,911	..	..	340	..	15,000
Kenya Colony . . . . .	..	..	942	..	..	..	..	1,184	..	..
Other British Possessions . . . . .	310	180	260	85	152	210	277	419	100	239
<b>TOTAL BRITISH EMPIRE</b>	<b>390</b>	<b>6,720</b>	<b>4,336</b>	<b>85</b>	<b>10,068</b>	<b>290</b>	<b>4,712</b>	<b>3,953</b>	<b>100</b>	<b>5,239</b>
Maskat Territory and Trucial Oman . . . . .	..	3,093	..	..	2,232	..	2,370	..	..	1,325
Iraq . . . . .	1,612	1,299	1,715	2,376	270	2,465	970	1,614	1,700	545
Persia . . . . .	17,962	14,075	13,236	10,770	4,224	13,187	13,969	14,365	7,904	2,390
Java . . . . .	..	..	..	..	4,100	..	..	..	..	3,000
China (exclusive of Hong- kong and Hainan) . . . . .	..	1,200	339	50	4,071	..	1,144	549	50	2,810
Egypt . . . . .	3,238	..	36	..	..	2,340	..	60	..	..
Portuguese East Africa . . . . .	435	..	316	310	35	420	..	1,320	310	35



No. 15—continued

ARTICLES, AND COUNTRIES OF FINAL DESTINATION; ALSO SHARE OF EACH PROVINCE	QUANTITY					VALUE				
	1927-28	1928-29	1929-30	1930-31	1931-32	1927-28	1928-29	1929-30	1930-31	1931-32
	Lbs.	Lbs.	Lbs.	Lbs.	Lbs.	£	£	£	£	£
<b>Tea, black (L. H.)—continued</b>										
Italian East Africa (Somaliland and Eritrea) . . .	1,045	..	..	..	..	1,325	..	..	..	..
Other Foreign Countries . . .	822	317	1,276	42	4	914	850	1,814	54	8
<b>TOTAL FOREIGN COUNTRIES</b>	<b>25,164</b>	<b>19,984</b>	<b>22,912</b>	<b>13,548</b>	<b>14,986</b>	<b>25,651</b>	<b>18,803</b>	<b>20,222</b>	<b>10,018</b>	<b>10,163</b>
<i>Share of Bengal</i> . . .	..	..	2,132	..	..	..	..	1,550	..	..
<i>Bombay</i> . . .	22,744	21,486	21,824	13,693	24,061	19,731	16,523	17,606	10,073	14,261
<i>Sind</i> . . .	2,500	3,916	2,379	..	938	6,090	5,716	4,230	..	1,113
<i>Burma</i> . . .	310	1,302	913	40	50	210	1,271	739	45	23
<b>TOTAL</b> . . .	<b>25,554</b>	<b>26,704</b>	<b>27,248</b>	<b>13,638</b>	<b>25,049</b>	<b>25,941</b>	<b>23,515</b>	<b>24,175</b>	<b>10,118</b>	<b>15,402</b>
<b>Tea, green (L. H.)—</b>										
<b>TOTAL BRITISH EMPIRE</b>	<b>240</b>	<b>388</b>	<b>354</b>	<b>..</b>	<b>4</b>	<b>404</b>	<b>470</b>	<b>450</b>	<b>..</b>	<b>12</b>
Native States in Arabia other than Maskat Territory and Trucial Oman . . .	3,966	2,933	2,088	..	620	4,635	3,525	2,316	..	690
Persia . . .	4,310	260	..	..	..	4,845	350	..	..	..
China (exclusive of Hongkong and Macao) . . .	92,432	..	60	..	..	1,14,853	..	46	..	..
Japan . . .	..	..	34	49,550	..	..	..	28	8,502	..
Egypt . . .	..	..	..	1,350	..	..	..	..	1,530	..
Other Foreign Countries . . .	205	630	24	..	..	205	635	129	..	..
<b>TOTAL FOREIGN COUNTRIES</b>	<b>100,913</b>	<b>3,823</b>	<b>2,206</b>	<b>50,900</b>	<b>620</b>	<b>1,24,623</b>	<b>4,510</b>	<b>2,519</b>	<b>10,032</b>	<b>690</b>
<i>Share of Bengal</i> . . .	..	..	..	49,550	..	..	..	..	8,502	..
<i>Bombay</i> . . .	101,153	4,211	2,560	1,350	620	1,25,032	4,980	2,969	1,530	690
<i>Sind</i> . . .	..	..	..	..	4	..	..	..	..	12
<b>TOTAL</b> . . .	<b>101,153</b>	<b>4,211</b>	<b>2,560</b>	<b>50,900</b>	<b>624</b>	<b>1,25,032</b>	<b>4,980</b>	<b>2,969</b>	<b>10,032</b>	<b>702</b>
<b>Total Tea—</b>										
Aden and Dependencies . . .	160	3,553	690	..	..	200	2,460	510	..	..
Bahrain Islands . . .	..	3,120	..	..	..	..	2,145	..	..	..
Straits Settlements (including Labuan) . . .	..	..	2,000	..	..	..	..	1,500	..	..
Zanzibar and Pemba . . .	..	..	444	..	9,911	..	..	340	..	5,000
Kenya Colony . . .	..	..	942	..	..	..	..	1,184	..	..
Other British Possessions . . .	470	430	614	85	156	494	577	869	100	251
<b>TOTAL BRITISH EMPIRE</b>	<b>630</b>	<b>7,103</b>	<b>4,690</b>	<b>85</b>	<b>10,067</b>	<b>694</b>	<b>5,182</b>	<b>4,403</b>	<b>100</b>	<b>5,251</b>
Maskat Territory and Trucial Oman . . .	..	3,093	..	..	2,232	..	2,370	..	..	1,325
Other Native States in Arabia . . .	3,966	2,933	2,188	..	620	4,635	3,525	2,428	..	690
Iraq . . .	1,612	1,299	1,715	2,376	270	2,465	970	1,614	1,700	545
Persia . . .	22,272	14,335	18,236	10,770	4,224	23,032	14,319	14,865	7,904	2,390
Java . . .	..	..	..	..	4,100	..	..	..	..	3,500
China (exclusive of Hongkong and Macao) . . .	92,432	1,200	899	50	4,071	1,14,853	1,144	595	50	2,310
Japan . . .	..	..	34	49,550	..	..	..	23	8,502	..
Egypt . . .	3,288	..	36	1,350	..	2,340	..	60	1,530	..
Portuguese East Africa . . .	565	..	810	310	85	595	..	1,320	310	85
Italian East Africa (Somaliland and Eritrea) . . .	1,045	..	..	..	..	1,325	..	..	..	..
Other Foreign Countries . . .	897	947	1,200	42	4	233	985	1,331	54	8
<b>TOTAL FOREIGN COUNTRIES</b>	<b>1,26,077</b>	<b>23,807</b>	<b>25,118</b>	<b>64,448</b>	<b>15,606</b>	<b>1,50,279</b>	<b>23,313</b>	<b>22,741</b>	<b>20,050</b>	<b>10,853</b>

GENERAL EXPORTS

( 978 )

FOREIGN MERCHANDISE

No. 15—continued

ARTICLES, AND COUNTRIES OF FINAL DESTINATION; ALSO SHARE OF EACH PROVINCE	QUANTITY					VALUE				
	1927-28	1928-29	1929-30	1930-31	1931-32	1927-28	1928-29	1929-30	1930-31	1931-32
	Lbs.	Lbs.	Lbs.	Lbs.	Lbs.	R	R	R	R	R
<b>Tea—concluded</b>										
<b>Total Tea—continued</b>								1,550	3,503	..
Share of Bengal . . . . .	..	..	2,132	49,550	..	..	..	..	..	..
.. Bombay . . . . .	123,897	25,697	31,384	14,943	24,681	1,44,763	21,508	20,675	11,603	16,951
.. Sind . . . . .	2,500	2,916	2,379	..	912	6,000	5,716	4,230	..	1,125
.. Burma . . . . .	310	1,302	913	40	50	210	1,271	789	45	28
<b>TOTAL</b>	<b>126,707</b>	<b>30,915</b>	<b>29,808</b>	<b>64,583</b>	<b>25,673</b>	<b>1,50,973</b>	<b>28,495</b>	<b>27,144</b>	<b>20,150</b>	<b>18,104</b>
<b>Textiles—</b>										
<b>Cotton—</b>										
<b>RAW (L. M)—</b>										
United Kingdom . . . . .	1,653	270	565	21	27	26,50,757	3,75,204	7,66,434	24,903	24,525
Ceylon . . . . .	83	22	9	31	136	76,300	31,200	11,000	32,000	1,45,600
Kenya Colony . . . . .	..	..	..	..	..	250	..	..	..	..
<b>TOTAL BRITISH EMPIRE</b>	<b>1,736</b>	<b>292</b>	<b>574</b>	<b>52</b>	<b>163</b>	<b>27,27,307</b>	<b>4,06,404</b>	<b>7,77,434</b>	<b>56,903</b>	<b>1,70,125</b>
Germany . . . . .	87	14	..	..	..	1,23,320	22,600	..	333	..
Belgium . . . . .	9	..	..	..	..	11,500	..	..	..	..
France . . . . .	..	10	..	5	..	..	19,080	..	0,000	..
Spain . . . . .	9	..	19	..	..	15,000	..	27,300	..	..
Italy . . . . .	379	29	19	19	..	6,12,450	54,000	27,069	33,200	..
China (exclusive of Hong- kong and Macao) . . . . .	350	30	..	..	..	4,64,000	51,000	105	40	..
Japan . . . . .	220	176	813	18	..	4,61,360	3,15,360	10,92,716	15,260	55
United States of America— Via Atlantic Coast . . . . .	..	..	..	..	..	..	10	..	..	30
<b>TOTAL FOREIGN COUNTRIES</b>	<b>1,054</b>	<b>259</b>	<b>851</b>	<b>42</b>	<b>..</b>	<b>16,87,630</b>	<b>4,62,050</b>	<b>11,47,181</b>	<b>57,933</b>	<b>85</b>
Share of Bombay . . . . .	2,790	551	1,425	94	163	44,14,937	3,63,454	19,24,615	1,14,603	1,70,210
.. Sind . . . . .	..	..	..	..	..	..	..	..	333	..
<b>TOTAL</b>	<b>2,790</b>	<b>551</b>	<b>1,425</b>	<b>94</b>	<b>163</b>	<b>44,14,937</b>	<b>3,63,454</b>	<b>19,24,615</b>	<b>1,14,936</b>	<b>1,70,210</b>
<b>Twist and yarn (III. Q)—</b>										
United Kingdom . . . . .	5,012	2,890	1,429	1,933	1,446	8,931	3,853	2,343	2,930	1,342
Aden and Dependencies . . . . .	64,900	23,356	19,682	13,700	5,000	77,675	46,184	23,775	15,135	4,360
Batavia Islands . . . . .	1,100	1,000	1,500	600	870	2,075	1,950	2,700	787	950
Ceylon . . . . .	4,100	5,400	5,085	9,479	7,060	5,391	6,340	6,079	8,877	6,555
Straits Settlements (includ- ing Labnan) . . . . .	..	..	2,037	..	..	..	..	1,845	..	..
Zanzibar and Pemba . . . . .	1,800	1,400	600	112	..	2,037	2,460	1,050	159	..
Kenya Colony . . . . .	800	..	1,200	112	400	800	..	1,400	175	500
Other British Possessions . . . . .	512	500	..	..	168	350	850	..	..	150
<b>TOTAL BRITISH EMPIRE</b>	<b>73,024</b>	<b>39,456</b>	<b>31,526</b>	<b>25,991</b>	<b>14,944</b>	<b>97,259</b>	<b>62,087</b>	<b>39,257</b>	<b>28,004</b>	<b>13,857</b>
Syria . . . . .	40,300	20,700	26,800	10,200	1,500	64,047	44,365	36,145	16,770	2,400
Mascat Territory and Tru- stal Oman . . . . .	62,800	43,350	34,004	41,751	17,600	56,778	55,807	33,946	38,170	12,295
Other Native States in Arabia . . . . .	3,000	703	1,400	2,000	..	4,095	1,400	1,575	2,725	..
Iraq . . . . .	39,300	9,900	23,385	10,000	25,772	59,935	19,130	42,537	11,735	37,148
Persia . . . . .	1,116,640	165,518	337,684	289,091	450,781	11,26,437	1,97,020	3,97,437	2,61,653	3,33,454
Java . . . . .	..	..	..	900	..	..	..	..	1,300	..
Egypt . . . . .	32,100	2,400	..	900	604	33,708	2,975	..	990	2,800
Italian East Africa (Somal- land and Eritrea) . . . . .	6,900	8,020	800	..	..	8,555	9,830	900	..	..
French Somaliland . . . . .	4,300	21,800	18,200	31,316	16,300	6,125	31,757	25,680	37,990	11,775
Other Foreign Countries . . . . .	400	30	..	..	..	400	30	..	..	..
<b>TOTAL FOREIGN COUNTRIES</b>	<b>1,305,540</b>	<b>2,77,428</b>	<b>442,273</b>	<b>336,168</b>	<b>512,557</b>	<b>13,60,180</b>	<b>3,62,114</b>	<b>5,43,220</b>	<b>3,71,333</b>	<b>4,44,872</b>

No. 15—continued

ARTICLES, AND COUNTRIES OF FINAL DESTINATION; ALSO SHARE OF EACH PROVINCE	QUANTITY					VALUE				
	1927-28	1928-29	1929-30	1930-31	1931-32	1927-28	1928-29	1929-30	1930-31	1931-32
<b>Textiles—continued</b>										
<b>Cotton—continued</b>	Lbs.	Lbs.	Lbs.	Lbs.	Lbs.	R	R	R	R	R
<b>Twist and yarn (III. Q)— continued</b>										
Share of Bengal . . . . .	2,900	..	27	..	..	5,297	..	35	..	..
„ Bombay . . . . .	1,378,152	313,986	472,980	410,189	527,214	14,48,308	4,20,378	5,81,534	3,96,557	4,53,587
„ Sind . . . . .	12	168	572	..	..	15	150	440	..	..
„ Madras . . . . .	2,400	30	220	1,000	227	3,745	30	468	1,480	142
„ Burma . . . . .	100	2,700	..	900	..	74	3,643	..	1,300	..
<b>TOTAL</b>	<b>1,382,564</b>	<b>316,884</b>	<b>473,799</b>	<b>412,149</b>	<b>527,501</b>	<b>14,57,489</b>	<b>4,24,201</b>	<b>5,82,477</b>	<b>3,99,837</b>	<b>4,53,729</b>
<b>MANUFACTURES—</b>										
<b>Canoes (III. Q)—</b>	Yards	Yards	Yards	Yards	Yards					
United Kingdom . . . . .	890	..	210	50	..	5,481	..	150	295	..
Ceylon . . . . .	898	..	216	274	58	2,606	..	283	187	187
Other British Possessions . . . . .	1,207	1,050	..	400	112	825	625	..	340	80
<b>TOTAL BRITISH EMPIRE</b>	<b>2,995</b>	<b>1,050</b>	<b>426</b>	<b>724</b>	<b>165</b>	<b>8,912</b>	<b>625</b>	<b>433</b>	<b>772</b>	<b>217</b>
Yenla . . . . .	180	1,687	1,435	400	..	580	2,669	1,540	250	..
Other Foreign Countries . . . . .	409	521	246	200	..	800	1,100	225	170	..
<b>TOTAL FOREIGN COUNTRIES</b>	<b>589</b>	<b>2,208</b>	<b>1,681</b>	<b>600</b>	<b>..</b>	<b>1,380</b>	<b>3,769</b>	<b>1,765</b>	<b>420</b>	<b>..</b>
Share of Bengal . . . . .	1,422	..	..	324	165	2,380	..	..	432	217
„ Bombay . . . . .	2,026	2,708	2,032	400	..	2,482	4,119	2,158	340	..
„ Sind . . . . .	131	..	75	600	..	380	..	40	420	..
„ Burma . . . . .	..	550	..	..	..	..	275	..	..	..
<b>TOTAL</b>	<b>3,579</b>	<b>3,258</b>	<b>2,107</b>	<b>1,324</b>	<b>165</b>	<b>10,242</b>	<b>4,394</b>	<b>2,198</b>	<b>1,192</b>	<b>217</b>
<b>Handkerchiefs and Shawls in the piece (III. Q)—</b>	No.	No.	No.	No.	No.					
Ceylon . . . . .	14,279	34,066	..	..	60	4,525	9,210	..	..	119
Straits Settlements (including Labuan) . . . . .	312	2,611	2,508	2,616	..	300	1,205	695	980	..
Zanzibar and Pemba . . . . .	..	2,680	..	..	..	..	1,443	..	..	..
Mauritius and Dependencies . . . . .	..	..	6,000	..	..	..	..	1,000	..	..
Other British Possessions . . . . .	24	..	503	72	268	16	..	257	20	134
<b>TOTAL BRITISH EMPIRE</b>	<b>14,615</b>	<b>39,557</b>	<b>9,011</b>	<b>2,688</b>	<b>328</b>	<b>4,841</b>	<b>11,948</b>	<b>2,752</b>	<b>980</b>	<b>253</b>
Masbat Territory and Trucial Oman . . . . .	..	48	6,388	..	..	..	100	1,585	..	..
Other Native States in Arabia . . . . .	150	684	770	400	300	1,200	951	2,600	1,600	500
Iraq . . . . .	..	..	..	..	18,000	..	..	..	..	1,675
Persia . . . . .	..	..	3,000	..	..	..	..	2,078	..	..
Portuguese East Africa . . . . .	..	..	9,200	..	2,760	..	..	1,250	..	400

GENERAL EXPORTS

( 980 )

FOREIGN MERCHANDISE

No. 15—continued

ARTICLES, AND COUNTRIES OF FINAL DESTINATION; ALSO SHARE OF EACH PROVINCE	QUANTITY					VALUE				
	1927-28	1928-29	1929-30	1930-31	1931-32	1927-28	1928-29	1929-30	1930-31	1931-32
<b>Textiles—continued</b>						R	R	R	R	R
<b>Cotton—continued</b>										
<b>MANUFACTURES—continued</b>										
<i>Handkerchiefs and shawls in the piece (III. Q)</i> continued	No.	No.	No.	No.	No.					
Other Foreign Countries . . .	3,856	..	..	..	..	958	..	..	..	..
<b>TOTAL FOREIGN COUNTRIES.</b>	<b>4,006</b>	<b>682</b>	<b>22,358</b>	<b>400</b>	<b>21,060</b>	<b>2,183</b>	<b>1,051</b>	<b>8,463</b>	<b>1,600</b>	<b>2,575</b>
<i>Share of Bengal . . .</i>	<i>3,856</i>	<i>4,800</i>	<i>..</i>	<i>..</i>	<i>60</i>	<i>950</i>	<i>609</i>	<i>..</i>	<i>..</i>	<i>119</i>
" <i>Bombay . . .</i>	<i>11,141</i>	<i>36,439</i>	<i>30,366</i>	<i>3,016</i>	<i>31,323</i>	<i>5,575</i>	<i>12,299</i>	<i>10,658</i>	<i>2,560</i>	<i>2,709</i>
" <i>Madras . . .</i>	<i>..</i>	<i>..</i>	<i>503</i>	<i>..</i>	<i>..</i>	<i>..</i>	<i>..</i>	<i>267</i>	<i>..</i>	<i>..</i>
" <i>Burma . . .</i>	<i>3,624</i>	<i>..</i>	<i>..</i>	<i>72</i>	<i>..</i>	<i>499</i>	<i>..</i>	<i>..</i>	<i>20</i>	<i>..</i>
<b>TOTAL</b>	<b>18,621</b>	<b>40,239</b>	<b>31,369</b>	<b>3,098</b>	<b>21,388</b>	<b>7,024</b>	<b>12,999</b>	<b>11,215</b>	<b>2,580</b>	<b>2,828</b>
<b>Hostery (III. Q)—</b>										
United Kingdom . . .	—	—	—	—	—	630	675	930	2,895	635
Aden and Dependencies . . .	—	—	—	—	—	5,465	10,910	6,034	5,939	1,905
Mahrein Islands . . .	—	—	—	—	—	19,829	24,241	11,870	4,955	2,065
Ceylon . . .	—	—	—	—	—	1,375	2,335	2,754	969	300
Straits Settlements (including Labuan) . . .	—	—	—	—	—	845	201	890	2,142	931
Hongkong . . .	—	—	—	—	—	..	..	1,400	..	..
Natal . . .	—	—	—	—	—	1,000	200	..	..	..
Zanzibar and Pemba . . .	—	—	—	—	—	23,698	7,710	20,018	2,160	1,105
Kenya Colony . . .	—	—	—	—	—	48,363	36,810	19,199	7,915	12,805
Tanganyika Territory . . .	—	—	—	—	—	23,010	8,744	2,375	6,475	2,800
Anglo-Egyptian Sudan . . .	—	—	—	—	—	..	2,310	140	..	..
Mauritius and Dependencies . . .	—	—	—	—	—	5,430	2,750	9,555	1,215	980
Seychelles . . .	—	—	—	—	—	2,025	1,800	2,350	700	200
Other British Possessions . . .	—	—	—	—	—	..	615	720	..	779
<b>TOTAL BRITISH EMPIRE</b>	<b>—</b>	<b>—</b>	<b>—</b>	<b>—</b>	<b>—</b>	<b>1,31,670</b>	<b>99,301</b>	<b>78,235</b>	<b>34,365</b>	<b>23,505</b>
<b>Germany . . .</b>	<b>—</b>	<b>—</b>	<b>—</b>	<b>—</b>	<b>—</b>	<b>..</b>	<b>40</b>	<b>..</b>	<b>422</b>	<b>2,500</b>
<b>Mascat Territory and Trucial Oman . . .</b>	<b>—</b>	<b>—</b>	<b>—</b>	<b>—</b>	<b>—</b>	<b>11,304</b>	<b>11,308</b>	<b>8,247</b>	<b>7,149</b>	<b>6,509</b>
<b>Other Native States in Arabia . . .</b>	<b>—</b>	<b>—</b>	<b>—</b>	<b>—</b>	<b>—</b>	<b>7,300</b>	<b>5,405</b>	<b>9,180</b>	<b>5,280</b>	<b>1,300</b>
<b>Iraq . . .</b>	<b>—</b>	<b>—</b>	<b>—</b>	<b>—</b>	<b>—</b>	<b>11,068</b>	<b>1,375</b>	<b>4,215</b>	<b>1,935</b>	<b>9,970</b>
<b>Perals . . .</b>	<b>—</b>	<b>—</b>	<b>—</b>	<b>—</b>	<b>—</b>	<b>87,611</b>	<b>34,288</b>	<b>24,943</b>	<b>6,151</b>	<b>1,242</b>
<b>Egypt . . .</b>	<b>—</b>	<b>—</b>	<b>—</b>	<b>—</b>	<b>—</b>	<b>..</b>	<b>1,000</b>	<b>..</b>	<b>1,500</b>	<b>..</b>
<b>Portuguese East Africa . . .</b>	<b>—</b>	<b>—</b>	<b>—</b>	<b>—</b>	<b>—</b>	<b>25,948</b>	<b>17,929</b>	<b>13,515</b>	<b>8,080</b>	<b>4,985</b>
<b>Italian East Africa (Somali- land and Eritrea) . . .</b>	<b>—</b>	<b>—</b>	<b>—</b>	<b>—</b>	<b>—</b>	<b>1,840</b>	<b>1,177</b>	<b>1,700</b>	<b>..</b>	<b>150</b>
<b>French Somaliland . . .</b>	<b>—</b>	<b>—</b>	<b>—</b>	<b>—</b>	<b>—</b>	<b>4,600</b>	<b>4,303</b>	<b>7,416</b>	<b>625</b>	<b>..</b>
<b>United States of America— Via Atlantic Coast . . .</b>	<b>—</b>	<b>—</b>	<b>—</b>	<b>—</b>	<b>—</b>	<b>..</b>	<b>500</b>	<b>..</b>	<b>2,400</b>	<b>550</b>
<b>Other Foreign Countries . . .</b>	<b>—</b>	<b>—</b>	<b>—</b>	<b>—</b>	<b>—</b>	<b>120</b>	<b>900</b>	<b>1,186</b>	<b>951</b>	<b>..</b>
<b>TOTAL FOREIGN COUNTRIES</b>	<b>—</b>	<b>—</b>	<b>—</b>	<b>—</b>	<b>—</b>	<b>1,49,851</b>	<b>78,225</b>	<b>70,402</b>	<b>34,543</b>	<b>27,206</b>
<i>Share of Bengal . . .</i>	<i>—</i>	<i>—</i>	<i>—</i>	<i>—</i>	<i>—</i>	<i>1,250</i>	<i>..</i>	<i>..</i>	<i>301</i>	<i>635</i>
" <i>Bombay . . .</i>	<i>—</i>	<i>—</i>	<i>—</i>	<i>—</i>	<i>—</i>	<i>2,77,323</i>	<i>1,74,779</i>	<i>1,39,557</i>	<i>62,046</i>	<i>45,323</i>
" <i>Madras . . .</i>	<i>—</i>	<i>—</i>	<i>—</i>	<i>—</i>	<i>—</i>	<i>2,103</i>	<i>2,046</i>	<i>5,230</i>	<i>3,385</i>	<i>3,393</i>
" <i>Burma . . .</i>	<i>—</i>	<i>—</i>	<i>—</i>	<i>—</i>	<i>—</i>	<i>..</i>	<i>..</i>	<i>1,600</i>	<i>539</i>	<i>..</i>
<b>TOTAL</b>	<b>—</b>	<b>—</b>	<b>—</b>	<b>—</b>	<b>—</b>	<b>2,81,521</b>	<b>1,77,526</b>	<b>1,48,637</b>	<b>69,408</b>	<b>50,711</b>

No. 15—continued

ARTICLES, AND COUNTRIES OF FINAL DESTINATION; ALSO SHARE OF EACH PROVINCE	QUANTITY					VALUE				
	1927-28	1928-29	1929-30	1930-31	1931-32	1927-28	1928-29	1929-30	1930-31	1931-32
<b>Textiles—continued</b>						R	R	R	R	R
<b>Cotton—continued</b>										
<b>MANUFACTURES—continued</b>										
<b>Lace and Patent net (III. Q)—</b>	Yards	Yards	Yards	Yards	Yards					
United Kingdom . . .	2,392	..	..	..	..	2,805	..	..	..	..
Other British Possessions . .	900	800	..	..	..	1,106	400	..	..	..
<b>TOTAL BRITISH EMPIRE</b>	<b>3,292</b>	<b>800</b>	<b>..</b>	<b>..</b>	<b>..</b>	<b>3,911</b>	<b>400</b>	<b>..</b>	<b>..</b>	<b>..</b>
<b>TOTAL FOREIGN COUNTRIES</b>	<b>..</b>	<b>80</b>	<b>..</b>	<b>..</b>	<b>..</b>	<b>..</b>	<b>60</b>	<b>..</b>	<b>..</b>	<b>..</b>
<b>Share of Bombay . . .</b>	<b>3,292</b>	<b>380</b>	<b>..</b>	<b>..</b>	<b>..</b>	<b>3,911</b>	<b>400</b>	<b>..</b>	<b>..</b>	<b>..</b>
<b>Piece Goods—</b>										
<b>Grey (unbleached) (III. Q)—</b>	Yards	Yards	Yards	Yards	Yards					
United Kingdom . . .	8,557	856	8,755	11,755	6,305	2,392	107	1,927	2,859	1,985
Palestine . . .	53,200	5,200	..	..	..	15,425	1,410	..	..	..
Aden and Dependencies . . .	1,112,352	550,132	273,740	605,050	526,922	3,06,561	1,38,390	73,795	1,35,930	1,17,460
Bahrain Islands . . .	1,399,900	467,871	663,792	315,556	518,073	4,03,974	1,24,450	1,82,254	85,822	1,11,730
Maldives . . .	9,500	..	..	..	..	4,500	..	..	..	..
Ceylon . . .	249,825	74,252	13,630	105,756	28,852	86,801	23,538	3,550	31,074	6,611
Straits Settlements (excluding Labuan) . . .	193,517	263,407	136,480	22,690	46,800	75,099	78,784	45,758	6,177	12,362
Federated Malay States . . .	77,722	65,936	87,823	16,034	15,042	26,799	19,865	23,710	4,551	4,133
Hongkong . . .	..	..	3,405	..	5,000	..	..	1,384	..	1,431
Zanzibar and Pemba . . .	272,200	152,900	61,900	13,600	18,800	30,421	45,465	16,490	4,050	7,147
Kenya Colony . . .	691,350	276,413	147,550	418,631	290,946	1,97,427	73,439	41,355	37,032	69,771
Tanganyika Territory . . .	179,100	183,200	42,110	33,400	55,300	49,174	52,640	13,050	11,660	15,135
Anglo-Egyptian Sudan . . .	838,400	373,942	196,515	24,224	146,100	2,23,000	1,03,132	59,346	7,280	27,530
Mauritius and Dependencies . .	14,400	15,400	8,800	3,200	1,570	6,250	4,555	2,352	1,900	700
Seychelles . . .	43,244	41,310	40,115	53,724	71,312	14,231	12,006	11,892	14,766	15,615
New South Wales . . .	..	4,000	..	2,380	..	..	1,150	..	643	..
<b>Australian Commonwealth (Total) . . .</b>	<b>..</b>	<b>4,000</b>	<b>..</b>	<b>2,380</b>	<b>..</b>	<b>..</b>	<b>1,150</b>	<b>..</b>	<b>643</b>	<b>..</b>
Fiji Islands . . .	4,000	8,450	72	..	..	1,231	2,150	50	..	..
Other British Possession . . .	..	..	32	..	2,200	..	..	14	..	695
<b>TOTAL BRITISH EMPIRE</b>	<b>5,152,267</b>	<b>2,472,009</b>	<b>1,684,731</b>	<b>1,636,404</b>	<b>1,733,212</b>	<b>14,93,235</b>	<b>6,81,201</b>	<b>4,81,827</b>	<b>3,93,249</b>	<b>3,02,404</b>
<b>Turkey, European . . .</b>	<b>..</b>	<b>..</b>	<b>22,500</b>	<b>..</b>	<b>..</b>	<b>..</b>	<b>..</b>	<b>6,000</b>	<b>..</b>	<b>..</b>
<b>Turkey, Asiatic . . .</b>	<b>169,200</b>	<b>..</b>	<b>..</b>	<b>..</b>	<b>..</b>	<b>53,130</b>	<b>..</b>	<b>..</b>	<b>..</b>	<b>..</b>
<b>Syria . . .</b>	<b>333,000</b>	<b>45,000</b>	<b>..</b>	<b>..</b>	<b>..</b>	<b>93,345</b>	<b>13,800</b>	<b>..</b>	<b>..</b>	<b>..</b>

GENERAL EXPORTS

( 982 )

FOREIGN MERCHANDISE

No. 15—continued

ARTICLES, AND COUNTRIES OF FINAL DESTINATION; ALSO SHARE OF EACH PROVINCE	QUANTITY					VALUE				
	1927-28	1928-29	1929-30	1930-31	1931-32	1927-28	1928-29	1929-30	1930-31	1931-32
<b>Textiles—continued</b>										
<b>Cotton—continued</b>						R	R	R	R	R
<b>MANUFACTURES—continued</b>										
<b>Piece-goods—continued</b>										
Grey (unbleached) (III. Q)— continued	Yards	Yards	Yards	Yards	Yards					
Mascat Territory and Trucial Oman . . . . .	893,161	593,615	824,726	332,200	314,359	2,45,024	1,55,352	2,09,400	78,704	60,220
Other Native States in Arabia	664,810	581,434	658,739	196,017	242,156	1,77,633	1,49,043	1,56,228	41,083	32,218
Iraq . . . . .	5,685,923	2,410,177	3,911,990	4,739,680	2,773,100	16,56,492	6,42,540	10,49,085	11,42,864	6,32,551
Persia . . . . .	1,022,249	283,660	393,965	489,850	156,717	2,94,811	87,346	1,07,761	1,11,014	49,687
Siam . . . . .	1,738	4,700	6,470	..	..	900	1,770	2,150	..	..
Japan . . . . .	120	40	11,902	4,110	..	36	15	6,942	1,064	..
Egypt . . . . .	70,200	..	..	..	59,400	19,030	..	..	..	12,450
Portuguese East Africa . .	1,175,630	680,314	611,934	151,729	62,980	3,49,663	1,92,468	1,69,748	46,595	15,556
Italian East Africa (Somal- land and Eritrea) . . . .	633,600	114,680	76,500	9,000	1,800	1,91,746	33,677	23,075	1,900	800
French Somaliland . . . .	..	4,600	..	..	..	..	1,575	..	..	..
Other Foreign Countries . .	50	1,295	48	1,563	300	25	495	20	721	75
<b>TOTAL FOREIGN COUNTRIES</b>	<b>10,699,181</b>	<b>4,709,515</b>	<b>6,518,774</b>	<b>5,924,149</b>	<b>3,610,872</b>	<b>30,80,835</b>	<b>12,77,081</b>	<b>17,30,409</b>	<b>14,23,945</b>	<b>8,03,868</b>
<b>Share of Bengal . . . . .</b>	<b>40,937</b>	<b>24,645</b>	<b>32,927</b>	<b>7,799</b>	<b>11,395</b>	<b>12,130</b>	<b>7,137</b>	<b>9,111</b>	<b>1,553</b>	<b>4,010</b>
" Bombay . . . . .	15,497,461	6,723,598	7,372,788	7,494,520	5,251,350	44,67,972	13,21,410	21,11,317	17,99,375	11,72,162
" Sind . . . . .	51,221	81,960	86,332	11,300	6,320	13,425	27,040	21,672	3,620	1,550
" Madras . . . . .	220,909	342,131	209,630	47,124	74,519	32,466	1,02,630	68,995	12,641	13,545
" Burma . . . . .	40,920	40	1,728	..	..	8,077	15	1,141	..	..
<b>TOTAL</b>	<b>15,851,448</b>	<b>7,182,424</b>	<b>8,203,505</b>	<b>7,560,643</b>	<b>5,344,084</b>	<b>45,74,120</b>	<b>19,53,232</b>	<b>22,12,236</b>	<b>18,17,194</b>	<b>11,96,267</b>
<b>White (bleached) (III. Q)—</b>	<b>Yards</b>	<b>Yards</b>	<b>Yards</b>	<b>Yards</b>	<b>Yards</b>					
United Kingdom . . . . .	5,298	4,973	10,332	12,015	21,012	1,766	4,610	5,694	9,294	7,443
Aden and Dependencies . .	227,373	147,573	113,479	66,957	16,504	82,973	52,106	40,431	24,560	4,205
Bahrain Islands . . . . .	842,809	565,154	451,901	305,571	371,253	2,29,332	1,59,704	1,23,139	81,274	85,112
Maldives . . . . .	7,700	..	..	..	..	4,250	..	..	..	..
Ceylon . . . . .	543,031	412,990	252,205	214,500	56,356	2,96,003	2,07,931	1,33,069	85,668	16,649
Straits Settlements (includ- ing Labuan) . . . . .	234,533	306,535	217,821	100,306	121,753	1,08,444	1,41,245	90,981	53,658	43,098
Federated Malay States . .	60,159	74,962	114,497	14,200	10,900	26,506	30,089	43,163	4,637	4,206
Hongkong . . . . .	9,914	5,133	4,000	6,420	14,444	3,873	2,552	1,365	1,992	4,055
Natal . . . . .	20,000	1,000	..	..	..	4,500	375	..	..	..
Zanzibar and Pemba . . . .	45,637	15,100	73,988	65,484	17,753	16,125	5,505	26,965	23,370	6,035
Kenya Colony . . . . .	69,632	93,106	77,819	35,927	119,975	32,624	32,905	24,265	14,160	32,715
Tanganyika Territory . . . .	45,075	17,434	40,944	2,957	40,031	18,031	9,855	11,375	1,075	3,150
Anglo-Egyptian Sudan . . . .	63,733	72,466	3,310	..	..	23,372	23,930	1,072	..	..
Mauritius and Dependencies	269,027	71,317	106,896	1,029	3,048	70,980	23,737	18,714	804	1,460
Seychelles . . . . .	57,068	54,194	46,446	31,413	15,777	23,115	16,355	15,420	12,485	5,680
Fiji Islands . . . . .	80	200	1,000	..	2,900	100	80	360	..	750
Other British Possessions . .	..	125	..	..	..	..	350	..	..	..
<b>TOTAL BRITISH EMPIRE</b>	<b>2,526,174</b>	<b>1,842,362</b>	<b>1,520,133</b>	<b>857,234</b>	<b>310,706</b>	<b>9,42,499</b>	<b>7,11,329</b>	<b>5,41,213</b>	<b>3,13,497</b>	<b>2,23,853</b>
Belgium . . . . .	..	3,342	..	..	..	..	1,000	..	..	..
Italy . . . . .	..	4,995	..	..	..	..	1,330	..	..	..
Mascat Territory and Trucial Oman . . . . .	813,951	771,226	581,784	363,934	534,096	2,47,715	2,10,860	1,56,172	96,407	1,12,338

## No. 15—continued

ARTICLES, AND COUNTRIES OF FINAL DESTINATION; ALSO SHARE OF EACH PROVINCE	QUANTITY					VALUE				
	1927-28	1928-29	1929-30	1930-31	1931-32	1927-28	1928-29	1929-30	1930-31	1931-32
<b>Textiles—continued</b>										
<b>Cotton—continued</b>						R	R	R	R	R
<b>MANUFACTURES—continued</b>										
<b>Piece-goods—continued</b>	Yards	Yards	Yards	Yards	Yards					
White (bleached) (III. Q)— continued										
Other Native States in Arabia . . . . .	336,469	233,525	213,316	311,052	39,046	95,007	63,429	53,507	51,453	20,002
Iraq . . . . .	52,788	113,430	130,047	350,459	375,413	22,620	45,170	36,390	1,33,266	79,935
Persia . . . . .	1,136,312	1,056,519	869,519	780,374	707,514	3,65,588	3,53,273	3,05,150	2,26,626	1,68,799
Afghanistan . . . . .	..	..	..	..	55,990	..	..	..	..	14,150
Siam . . . . .	..	..	..	5,120	..	..	..	..	1,300	..
Indo-China (including Cochin- China, Cambodia, Annam, Tonkin and French leased territories in China) . . . . .	2,400	..	..	..	..	1,500	..	..	..	..
Egypt . . . . .	..	..	8,900	718	..	..	..	1,000	449	..
Portuguese East Africa . . . . .	70,341	71,539	21,050	23,226	20,300	30,245	31,662	10,241	10,335	5,490
Italian East Africa (Somali- land and Eritrea) . . . . .	..	11,240	2,930	..	..	..	4,550	756	..	..
French Somaliland . . . . .	2,460	19,007	1,120	10,500	12,300	750	5,700	1,020	3,125	2,555
United States of America— Via Atlantic Coast . . . . .	..	..	12,073	..	..	..	..	4,165	..	..
Other Foreign Countries . . . . .	250	1,353	301	1,612	1,772	50	1,005	169	1,132	859
<b>TOTAL FOREIGN COUNTRIES</b>	<b>2,415,471</b>	<b>2,236,226</b>	<b>1,840,190</b>	<b>2,252,495</b>	<b>1,797,536</b>	<b>7,63,535</b>	<b>7,17,979</b>	<b>5,69,170</b>	<b>5,74,793</b>	<b>4,04,123</b>
<b>Share of Bengal . . . . .</b>	<b>337,179</b>	<b>127,621</b>	<b>155,131</b>	<b>3,391</b>	<b>14,460</b>	<b>32,943</b>	<b>36,922</b>	<b>37,026</b>	<b>3,337</b>	<b>3,913</b>
" <b>Bombay . . . . .</b>	<b>3,936,319</b>	<b>3,223,010</b>	<b>2,561,753</b>	<b>2,779,511</b>	<b>2,213,332</b>	<b>14,10,903</b>	<b>11,37,224</b>	<b>8,43,149</b>	<b>7,32,323</b>	<b>5,31,633</b>
" <b>Sind . . . . .</b>	<b>434,653</b>	<b>423,227</b>	<b>290,976</b>	<b>215,129</b>	<b>262,431</b>	<b>1,14,267</b>	<b>1,08,391</b>	<b>77,930</b>	<b>54,439</b>	<b>50,036</b>
" <b>Madras . . . . .</b>	<b>232,424</b>	<b>343,763</b>	<b>346,535</b>	<b>95,743</b>	<b>106,517</b>	<b>97,434</b>	<b>1,44,911</b>	<b>1,44,155</b>	<b>42,916</b>	<b>39,219</b>
" <b>Burma . . . . .</b>	<b>1,070</b>	<b>1,962</b>	<b>5,333</b>	<b>11,000</b>	<b>6,452</b>	<b>432</b>	<b>1,260</b>	<b>3,073</b>	<b>4,000</b>	<b>3,175</b>
<b>TOTAL</b>	<b>4,941,645</b>	<b>4,123,538</b>	<b>3,360,323</b>	<b>3,109,779</b>	<b>2,603,242</b>	<b>17,06,034</b>	<b>14,29,303</b>	<b>11,10,383</b>	<b>8,86,200</b>	<b>6,23,036</b>
<b>Coloured, printed, or dyed (III. Q)—</b>	Yards	Yards	Yards	Yards	Yards					
United Kingdom . . . . .	37,395	33,094	65,195	33,053	1,074	15,697	20,533	30,561	39,353	735
Gibraltar . . . . .	2,000	405	..	..	..	2,600	250	..	..	..
Aden and Dependencies . . . . .	473,640	313,396	291,575	131,399	213,787	1,70,670	1,07,525	83,354	45,340	55,029
Bahrain Islands . . . . .	2,385,916	2,620,498	1,826,405	832,265	1,826,441	9,31,004	8,93,391	6,52,607	2,95,613	4,41,267
Maldives . . . . .	2,322	..	..	1,000	2,250	2,620	..	..	1,000	70
Ceylon . . . . .	773,657	752,444	535,754	436,235	223,337	3,14,343	2,59,490	1,99,499	1,29,232	62,971
Straits Settlements (includ- ing Labuan) . . . . .	131,135	125,675	100,113	159,617	177,332	75,043	53,179	55,231	75,755	75,399
Federated Malay States . . . . .	33,332	33,652	17,959	6,000	..	13,679	13,755	6,750	1,550	..
Hongkong . . . . .	33,640	24,373	21,943	3,493	7,164	24,276	14,233	11,572	5,297	2,966
Cape of Good Hope . . . . .	1,600	..	..	..	..	1,200	..	..	..	..
Natal . . . . .	13,153	14,600	29,400	13,300	3,300	3,560	7,300	15,625	7,100	4,525
Zanzibar and Pemba . . . . .	162,683	142,313	136,637	36,403	41,332	61,415	47,994	65,415	12,035	13,010
Kenya Colony . . . . .	763,335	543,153	339,733	296,033	222,453	2,71,033	1,61,272	1,05,110	67,440	64,235
Tanganyika Territory . . . . .	163,056	173,033	127,226	37,774	137,333	53,147	55,911	45,675	11,775	47,367
Somaliland Protectorate . . . . .	4,500	..	..	..	..	1,075	..	..	..	..
Anglo-Egyptian Sudan . . . . .	27,300	64,432	21,100	9,900	36,000	7,340	19,637	5,322	2,400	13,575
Mauritius and Dependencies . . . . .	410,073	307,156	317,723	145,950	137,369	1,51,963	94,541	36,409	33,039	39,374
Seychelles . . . . .	79,213	156,334	34,319	116,233	11,330	26,305	47,197	25,301	27,015	2,310
New South Wales . . . . .	..	..	..	3,526	..	..	..	..	2,650	..
<b>Australian Commonwealth (Total)</b>	<b>..</b>	<b>..</b>	<b>..</b>	<b>3,526</b>	<b>..</b>	<b>..</b>	<b>..</b>	<b>..</b>	<b>2,650</b>	<b>..</b>
Fiji Islands . . . . .	795	1,200	6,915	30	..	541	300	4,030	134	..
Other British Possessions . . . . .	..	..	523	..	1,262	..	..	300	..	473
<b>TOTAL BRITISH EMPIRE</b>	<b>5,525,361</b>	<b>5,316,993</b>	<b>4,672,633</b>	<b>2,367,356</b>	<b>3,156,424</b>	<b>21,39,019</b>	<b>18,02,143</b>	<b>13,92,461</b>	<b>7,56,923</b>	<b>3,24,356</b>

GENERAL EXPORTS

( 984 )

FOREIGN MERCHANDISE

No. 15—continued

ARTICLES AND COUNTRIES OF FINAL DESTINATION; ALSO SHARE OF EACH PROVINCE	QUANTITY					VALUE				
	1927-28	1928-29	1929-30	1930-31	1931-32	1927-28	1928-29	1929-30	1930-31	1931-32
<b>Textiles—continued</b>										
<b>Cotton—continued</b>										
<b>MANUFACTURES—continued</b>										
<b>Piece goods—continued</b>										
Coloured, printed, or dyed— (III, Q)—continued										
Germany . . . . .	Yards 2,159	Yards 2,209	Yards 6,635	Yards 4,107	Yards ..	R 1,807	R 1,889	R 8,180	R 1,535	R ..
Netherlands . . . . .	81	60	..	2,000	7,120	81	47	..	529	2,410
Belgium . . . . .	..	..	..	13,598	..	..	..	..	12,392	..
France . . . . .	3,600	660	..	100	..	1,600	570	..	56	..
Spain . . . . .	..	..	891	..	..	..	..	1,077	..	..
Switzerland . . . . .	2,289	..	..	2,394	..	3,350	..	..	2,600	..
Italy . . . . .	..	1,840	22,030	1,890	39	..	634	8,553	940	32
Maskat Territory and Trucial Oman . . . . .	2,731,768	3,424,071	2,509,574	1,537,903	2,087,294	11,81,833	13,09,934	9,48,096	5,66,441	5,57,528
Other Native States in Arabia . . . . .	458,196	399,389	337,207	173,834	149,546	2,16,335	1,43,311	1,20,324	70,404	38,929
Iraq . . . . .	122,401	544,000	615,462	885,482	852,837	47,887	1,67,464	1,60,054	1,99,575	1,73,694
Persia . . . . .	3,533,908	2,700,434	2,687,378	1,538,539	1,329,025	14,67,667	10,77,062	8,78,324	4,25,339	2,87,701
Afghanistan . . . . .	..	..	..	..	13,200	..	..	..	..	2,686
Renj in Island . . . . .	..	36,379	16,000	12,000	..	..	12,795	5,800	3,800	..
Sumatra . . . . .	1,731	6,629	..	4,400	..	437	3,161	..	3,425	..
Java . . . . .	..	16,346	1,236	5,540	435	..	8,172	260	1,600	565
Borneo (Dutch). . . . .	10,435	..	..	..	..	2,935	..	..	..	..
Celebes and other Islands . . . . .	..	1,497	..	..	..	..	1,886	..	..	..
Slam . . . . .	3,200	4,632	1,770	50,971	10,462	2,609	1,700	863	25,215	2,369
China (exclusive of Hong- kong and Macao) . . . . .	36,947	26,214	6,713	23,343	10,768	21,941	14,623	4,224	11,769	4,362
Japan . . . . .	81	27,495	8,430	..	..	111	9,962	2,725	..	..
Egypt . . . . .	1,976	6,200	..	3,321	..	1,518	1,850	..	1,881	..
Portuguese East Africa . . . . .	457,041	244,056	297,702	76,076	76,693	1,60,454	76,586	82,217	22,925	26,625
Italian East Africa (Somal- land and Eritrea) . . . . .	33,200	35,900	21,450	25,340	..	9,680	11,290	13,625	4,237	..
French Somaliland United States of America— Via Atlantic Coast . . . . .	26,868	55,031	7,400	1,300	4,200	5,897	16,547	3,400	1,150	1,425
Other Foreign Countries . . . . .	4,826	175	..	1,254	6	2,639	150	..	650	8
<b>TOTAL FOREIGN COUNTRIES</b>	<b>7,430,797</b>	<b>7,533,767</b>	<b>6,540,242</b>	<b>4,364,392</b>	<b>4,541,625</b>	<b>31,29,852</b>	<b>28,59,433</b>	<b>22,38,222</b>	<b>13,56,363</b>	<b>10,99,334</b>
<i>Share of Bengal . . . . .</i>	<i>70,023</i>	<i>53,009</i>	<i>30,346</i>	<i>23,988</i>	<i>31,292</i>	<i>23,662</i>	<i>20,302</i>	<i>10,569</i>	<i>12,986</i>	<i>23,959</i>
<i>“ Bombay . . . . .</i>	<i>19,636,389</i>	<i>10,619,356</i>	<i>9,196,461</i>	<i>5,350,145</i>	<i>7,269,375</i>	<i>44,09,378</i>	<i>38,54,298</i>	<i>30,96,641</i>	<i>17,94,089</i>	<i>17,33,143</i>
<i>“ Sind . . . . .</i>	<i>2,078,566</i>	<i>1,984,337</i>	<i>1,266,584</i>	<i>675,613</i>	<i>209,000</i>	<i>7,47,067</i>	<i>6,99,506</i>	<i>4,63,339</i>	<i>3,23,997</i>	<i>56,635</i>
<i>“ Madras . . . . .</i>	<i>155,668</i>	<i>168,603</i>	<i>106,563</i>	<i>99,294</i>	<i>70,361</i>	<i>67,438</i>	<i>75,375</i>	<i>59,346</i>	<i>49,086</i>	<i>36,009</i>
<i>“ Burma . . . . .</i>	<i>16,012</i>	<i>25,305</i>	<i>12,916</i>	<i>73,208</i>	<i>68,021</i>	<i>16,236</i>	<i>11,595</i>	<i>6,243</i>	<i>34,133</i>	<i>25,994</i>
<b>TOTAL</b>	<b>12,956,658</b>	<b>12,850,660</b>	<b>10,612,875</b>	<b>6,732,243</b>	<b>7,698,049</b>	<b>52,68,871</b>	<b>46,61,576</b>	<b>36,36,683</b>	<b>21,13,291</b>	<b>19,23,690</b>
<b>Fents of all descriptions</b> (III, Q)—	<b>Yards</b>	<b>Yards</b>	<b>Yards</b>	<b>Yards</b>	<b>Yards</b>					
United Kingdom . . . . .	7,825	8,136	14,038	5,280	..	5,060	3,455	3,375	1,361	..
Aden and Dependencies . . . . .	21,553	..	..	..	..	9,335	..	..	..	..
Fiji Islands . . . . .	2,463	..	..	..	..	1,205	..	..	..	..
Other British Possessions . . . . .	..	924	5,271	3,041	..	..	550	1,245	1,095	..
<b>TOTAL BRITISH EMPIRE</b>	<b>31,841</b>	<b>9,054</b>	<b>19,309</b>	<b>8,301</b>	<b>..</b>	<b>16,100</b>	<b>4,005</b>	<b>4,620</b>	<b>2,456</b>	<b>..</b>
Maskat Territory and Trucial Oman . . . . .	2,500	10,560	11,450	600	..	605	2,790	6,052	250	..
Persia . . . . .	..	6,330	..	..	1,098	..	1,300	..	..	325
United States of America— Via Atlantic Coast . . . . .	7,125	37,797	15,009	4,462	5,620	4,115	10,500	4,160	1,979	1,089
Other Foreign Countries . . . . .	..	..	..	1,562	6,255	..	..	..	520	1,550
<b>TOTAL FOREIGN COUNTRIES</b>	<b>9,625</b>	<b>54,717</b>	<b>26,469</b>	<b>6,624</b>	<b>12,973</b>	<b>4,720</b>	<b>14,590</b>	<b>10,212</b>	<b>2,749</b>	<b>2,914</b>
<i>Share of Bombay . . . . .</i>	<i>33,761</i>	<i>63,216</i>	<i>41,658</i>	<i>12,175</i>	<i>4,353</i>	<i>19,020</i>	<i>18,245</i>	<i>12,580</i>	<i>3,326</i>	<i>1,375</i>
<i>“ Sind . . . . .</i>	<i>2,705</i>	<i>675</i>	<i>4,110</i>	<i>2,750</i>	<i>8,620</i>	<i>1,300</i>	<i>350</i>	<i>2,262</i>	<i>1,379</i>	<i>1,639</i>
<b>TOTAL</b>	<b>41,466</b>	<b>63,791</b>	<b>45,768</b>	<b>14,925</b>	<b>12,973</b>	<b>20,320</b>	<b>18,595</b>	<b>14,832</b>	<b>5,205</b>	<b>2,914</b>



No. 15—continued

ARTICLES, AND COUNTRIES OF FINAL DESTINATION; ALSO SHARE OF EACH PROVINCE	QUANTITY					VALUE				
	1927-28	1928-29	1929-30	1930-31	1931-32	1927-28	1928-29	1929-30	1930-31	1931-32
						R	R	R	R	R
<b>Textiles—continued</b>										
<b>Cotton—continued</b>										
<b>MANUFACTURES—continued</b>										
<b>Piece goods—continued</b>										
<b>Total Piece goods—</b>	<b>Yards</b>	<b>Yards</b>	<b>Yards</b>	<b>Yards</b>	<b>Yards</b>					
United Kingdom . . . . .	59,675	51,553	98,320	112,088	28,481	24,916	28,760	40,957	52,867	10,163
Gibraltar . . . . .	2,000	405	..	..	12,200	2,600	250	..	..	695
Palestine . . . . .	53,200	5,200	4,363	..	1,262	15,425	1,410	1,445	..	478
Aden and Dependencies . . . . .	1,884,918	1,011,101	688,794	808,406	759,218	5,70,089	2,98,021	2,02,580	2,05,850	1,76,694
Bahrain Islands . . . . .	4,028,025	3,643,523	2,942,098	1,508,388	2,715,767	15,64,310	11,77,545	9,68,000	4,62,709	6,38,159
Maldives . . . . .	20,022	..	..	1,000	2,250	11,870	..	..	1,000	70
Ceylon . . . . .	1,571,513	1,239,686	851,589	756,541	314,095	6,97,652	4,91,009	3,36,118	2,46,024	86,231
Straits Settlements (including Labuan) . . . . .	559,285	695,757	454,414	234,728	346,435	2,58,586	2,78,208	1,91,520	1,36,815	1,35,859
Federated Malay States . . . . .	176,218	179,800	220,284	36,234	25,942	66,984	68,729	78,623	10,788	8,338
Hongkong . . . . .	48,560	29,556	29,351	14,918	26,608	28,154	16,815	14,321	7,289	8,452
Cape of Good Hope . . . . .	1,600	..	..	..	..	1,200	..	..	..	..
Natal . . . . .	38,158	15,600	29,489	18,800	8,300	18,060	8,175	15,689	7,100	4,525
Zanzibar and Pemba . . . . .	480,570	310,818	324,011	115,492	78,385	1,57,961	98,964	1,09,470	40,005	26,192
Kenya Colony . . . . .	1,529,867	912,672	615,157	752,024	688,379	5,01,087	2,67,616	1,70,730	1,69,002	1,60,771
Tanganyika Territory . . . . .	392,231	374,621	210,280	79,181	283,169	1,25,352	1,18,956	70,600	24,510	71,152
Somaland Protectorate . . . . .	4,500	..	..	..	..	1,075	..	..	..	..
Anglo-Egyptian Sudan . . . . .	934,988	510,890	221,425	34,124	182,100	2,54,712	1,46,799	66,240	9,680	41,155
Mauritius and Dependencies . . . . .	713,505	898,878	488,419	150,179	191,487	2,29,193	1,22,838	1,07,475	35,793	41,584
Reychoelles . . . . .	184,625	252,388	170,880	206,405	98,369	64,151	75,558	52,918	54,265	23,505
Western Australia . . . . .	..	125	..	..	..	..	350	..	..	..
New South Wales . . . . .	..	4,000	..	6,408	..	..	1,150	..	3,298	..
Australian Commonwealth (Total) . . . . .	..	4,125	..	6,408	..	..	1,500	..	3,298	..
Fiji Islands . . . . .	7,388	9,850	7,987	80	2,900	3,077	2,530	4,490	184	750
<b>TOTAL BRITISH EMPIRE</b>	<b>18,236,143</b>	<b>9,641,218</b>	<b>7,296,811</b>	<b>4,869,935</b>	<b>5,700,342</b>	<b>45,90,908</b>	<b>31,98,678</b>	<b>24,26,121</b>	<b>14,66,180</b>	<b>14,40,718</b>
Germany . . . . .	2,209	3,234	6,635	4,107	..	2,332	2,722	8,180	1,535	..
Netherlands . . . . .	81	60	..	2,000	7,120	81	47	..	529	2,410
Belgium . . . . .	..	3,342	364	13,598	..	..	1,000	500	12,392	..
France . . . . .	3,600	660	..	100	..	1,600	570	..	56	..
Spain . . . . .	..	..	891	..	..	..	..	1,077	..	..
Switzerland . . . . .	2,289	..	..	2,394	..	3,350	..	..	2,600	..
Italy . . . . .	..	6,835	22,078	1,940	3,294	..	1,964	8,573	952	982
Greece . . . . .	..	..	..	1,200	..	..	..	..	550	..
Turkey, European . . . . .	..	..	22,500	..	..	..	..	6,000	..	..
"    Asiatic . . . . .	169,200	..	..	..	..	52,180	..	..	..	..
Syria . . . . .	333,000	45,000	..	..	..	93,345	12,800	..	..	..
Maskat Territory and Trucial Oman . . . . .	4,441,380	4,789,472	3,927,534	2,284,637	2,935,749	16,75,227	16,78,936	18,19,720	7,41,802	7,30,085
Other Native States in Arabia . . . . .	1,458,975	1,214,848	1,209,262	580,903	481,348	4,88,975	3,55,783	3,30,059	1,62,940	91,149
Iraq . . . . .	5,861,202	3,067,807	4,657,499	6,475,621	4,001,355	17,26,999	8,55,174	12,45,529	15,25,705	8,86,486
Persia . . . . .	5,092,469	4,046,993	3,950,362	2,819,263	2,194,354	21,23,066	15,18,981	12,91,235	7,63,039	5,06,512
Henjam Island . . . . .	..	36,370	16,000	12,000	..	..	12,795	5,800	3,800	..
Sumatra . . . . .	1,731	6,620	..	5,000	..	487	3,161	..	3,925	..
Afghanistan . . . . .	..	..	..	..	69,550	..	..	..	..	16,911
Java . . . . .	..	19,346	1,236	5,540	435	..	8,172	260	1,660	565
Borneo (Dutch) . . . . .	10,435	..	..	..	..	2,935	..	..	..	..
Celebes and other Islands . . . . .	..	1,497	..	..	..	..	1,636	..	..	..
Siam . . . . .	4,938	9,382	8,240	57,653	10,462	3,500	3,470	3,013	27,085	2,869
Indo-China (including Cochin-China, Cambodia, Annam, Tonkin and French leased territories in China) . . . . .	2,400	..	..	..	..	1,560	..	..	..	..
China (exclusive of Hongkong and Macao) . . . . .	36,947	27,632	7,014	24,663	12,540	21,941	15,197	4,493	12,560	5,721
Japan . . . . .	451	27,740	20,332	4,110	..	197	10,070	9,667	1,044	..
Egypt . . . . .	72,176	6,200	8,900	4,539	59,400	20,548	1,850	1,600	2,330	12,420
Portuguese East Africa . . . . .	1,703,512	995,959	930,686	256,051	160,473	1,40,363	3,00,716	2,62,206	80,305	47,671

GENERAL EXPORT

( 986 )

FOREIGN MERCHANDISE

No. 15—continued

ARTICLES, AND COUNTRIES OF FINAL DESTINATION; ALSO SHARE OF EACH PROVINCE	QUANTITY					VALUE				
	1927-28	1928-29	1929-30	1930-31	1931-32	1927-28	1928-29	1929-30	1930-31	1931-32
<b>Textiles—continued</b>										
<b>Cotton—continued</b>										
MANUFACTURES—continued										
Piece goods—concluded										
Total Piece goods—continued	Yards	Yards	Yards	Yards	Yards	R	R	R	R	R
Italian East Africa (Somali-land and Eritrea) . . .	718,800	101,820	100,980	84,340	4,800	2,01,406	49,517	37,456	6,137	1,400
French Somaliland . . .	29,328	78,638	8,520	12,300	16,500	6,047	23,822	4,420	4,275	3,980
United States of America—Yfd Atlantic Coast . . .	11,951	37,972	27,082	5,716	5,626	0,754	10,650	8,325	2,629	1,047
<b>TOTAL FOREIGN COUNTRIES</b>	<b>20,555,074</b>	<b>14,584,245</b>	<b>14,925,665</b>	<b>12,547,660</b>	<b>9,963,006</b>	<b>69,78,942</b>	<b>48,69,088</b>	<b>45,48,013</b>	<b>33,57,760</b>	<b>23,10,239</b>
Share of Bengal . . .	418,139	205,275	318,404	45,178	107,147	1,23,780	64,361	56,696	18,381	30,887
" Bombay . . .	30,108,930	20,634,180	19,672,660	16,136,351	14,743,910	1,02,97,273	68,31,177	60,68,687	43,79,618	34,83,268
" Sind . . .	2,567,145	2,505,149	1,648,052	904,693	486,421	3,76,559	3,35,887	5,65,793	2,82,485	1,00,660
" Madras . . .	609,001	353,552	662,333	242,166	251,397	2,47,438	3,23,466	2,72,796	1,04,673	92,773
" Burma . . .	58,002	27,307	30,527	89,308	74,473	24,795	12,370	10,162	38,733	29,169
<b>TOTAL</b>	<b>33,791,217</b>	<b>24,225,463</b>	<b>22,222,476</b>	<b>17,417,595</b>	<b>15,603,348</b>	<b>1,15,69,845</b>	<b>80,67,761</b>	<b>69,74,134</b>	<b>48,23,890</b>	<b>37,50,957</b>
<b>Rope (III. Q)—</b>	Lbs.	Lbs.	Lbs.	Lbs.	Lbs.					
United Kingdom . . .	..	..	..	..	2,841	..	..	..	..	1,295
Other British Empire . . .	..	168	..	..	100	..	95	..	..	65
<b>TOTAL BRITISH EMPIRE</b>	<b>..</b>	<b>168</b>	<b>..</b>	<b>..</b>	<b>2,941</b>	<b>..</b>	<b>95</b>	<b>..</b>	<b>..</b>	<b>1,360</b>
Persia . . .	3,200	..	..	..	..	3,400	..	..	..	..
Other Foreign Countries . . .	224	..	224	112	..	200	..	100	50	..
<b>TOTAL FOREIGN COUNTRIES</b>	<b>3,424</b>	<b>..</b>	<b>224</b>	<b>112</b>	<b>..</b>	<b>3,600</b>	<b>..</b>	<b>100</b>	<b>50</b>	<b>..</b>
Share of Bombay . . .	3,424	168	224	112	2,941	3,600	95	100	50	1,360
<b>Thread, sewing (III. Q)—</b>	Lbs.	Lbs.	Lbs.	Lbs.	Lbs.					
United Kingdom . . .	1,084	..	14,862	..	..	1,340	..	15,050	..	..
Aden and Dependencies . . .	1,324	262	100	418	302	2,000	412	150	900	327
Bahrain Islands . . .	1,368	500	200	735	769	3,050	1,050	400	1,100	1,190
Ceylon . . .	1,529	1,036	550	704	5,483	2,559	1,833	1,151	1,758	6,923
Natal . . .	9,950	18,938	5,245	11,374	13,021	37,894	70,742	15,000	37,783	43,497
Zanzibar and Pemba . . .	2,460	2,351	3,374	1,904	2,184	3,730	4,035	5,200	2,900	2,150
Kenya Colony . . .	14,722	13,379	7,528	8,487	2,100	18,033	19,480	10,340	11,501	2,254
Tanganyika Territory . . .	14,080	15,710	13,386	9,489	3,808	16,770	17,000	14,850	10,080	3,300
Fiji Islands . . .	..	..	..	682	596	..	..	..	2,508	615
Other British Possessions	2	112	301	..	1,102	20	200	787	..	710
<b>TOTAL BRITISH EMPIRE</b>	<b>46,476</b>	<b>52,288</b>	<b>45,846</b>	<b>33,853</b>	<b>29,365</b>	<b>85,896</b>	<b>1,14,752</b>	<b>62,878</b>	<b>68,530</b>	<b>60,966</b>
Netherlands . . .	2,797	1,378	672	2,659	1,574	9,585	4,860	5,085	3,991	4,221
Maskat Territory and Trucial Oman . . .	1,237	464	359	449	127	2,681	1,850	1,500	1,352	400
Other Native States in Arabia . . .	2,018	3,071	2,400	5,164	2,526	5,875	7,435	6,600	10,325	6,999
Iraq . . .	1,725	221	..	..	10	4,826	640	..	..	25
Persia . . .	2,846	1,300	1,859	1,520	1,163	6,265	1,915	3,500	4,095	2,610
Egypt . . .	553	..	..	..	..	1,275	..	..	..	..
Portuguese East Africa . . .	14,130	8,823	9,508	6,287	6,252	28,462	20,333	13,999	10,450	10,461
Other Foreign Countries . . .	165	273	152	..	94	411	493	380	..	670
<b>TOTAL FOREIGN COUNTRIES</b>	<b>26,121</b>	<b>15,530</b>	<b>14,950</b>	<b>16,079</b>	<b>11,746</b>	<b>54,380</b>	<b>37,526</b>	<b>31,064</b>	<b>30,213</b>	<b>25,386</b>
Share of Bengal . . .	1,084	105	224	2,391	1,604	1,840	243	517	5,457	1,140
" Bombay . . .	71,121	67,368	59,277	46,957	37,754	1,37,725	1,50,100	91,200	93,136	30,321
" Sind . . .	278	..	1,295	84	610	491	..	2,225	160	3,225
" Madras . . .	112	320	..	..	224	200	1,000	..	..	200
" Burma . . .	2	25	..	..	919	20	35	..	..	1,468
<b>TOTAL</b>	<b>72,597</b>	<b>67,818</b>	<b>60,796</b>	<b>49,932</b>	<b>41,111</b>	<b>1,40,276</b>	<b>1,52,278</b>	<b>93,942</b>	<b>98,748</b>	<b>86,352</b>

No. 15—continued

ARTICLES, AND COUNTRIES OF FINAL DESTINATION; ALSO SHARE OF EACH PROVINCE	QUANTITY					VALUE				
	1927-28	1928-29	1929-30	1930-31	1931-32	1927-28	1928-29	1929-30	1930-31	1931-32
<b>Textiles—continued</b>						R	P	R	R	R
<b>Cotton—continued</b>										
<b>MANUFACTURES—continued</b>										
<i>Other sorts of manufac- tures (III. Q)—</i>	Lbs.	Lbs.	Lbs.	Lbs.	Lbs.					
United Kingdom . . . . .	6,689	2,231	264	5,053	4,340	6,230	3,490	440	7,320	7,337
Ceylon . . . . .	4,708	2,056	2,096	1,716	101	3,950	2,638	2,680	3,270	150
Straits Settlements (includ- ing Labuan) . . . . .	150	515	234	3	20	250	1,074	1,700	16	30
Kenya Colony . . . . .	30,154	4,904	3,168	344	427	20,360	6,110	3,250	771	467
Tanganyika Territory . . . . .	..	318	655	..	..	..	450	1,097	..	..
Western Australia . . . . .	..	..	124	..	..	..	..	70	..	..
New South Wales . . . . .	..	..	112	60	..	..	..	150	60	..
South Australia (including Northern Territory) . . . . .	..	672	..	..	..	..	1,041	..	..	..
Australian Commonwealth (Total) . . . . .	..	672	236	60	..	..	1,041	220	60	..
Other British Possessions	1,973	666	728	3,512	380	12,202	897	7,225	1,693	924
<b>TOTAL BRITISH EMPIRE</b>	<b>43,624</b>	<b>11,412</b>	<b>7,361</b>	<b>11,188</b>	<b>5,268</b>	<b>32,792</b>	<b>15,700</b>	<b>11,212</b>	<b>12,192</b>	<b>8,908</b>
Germany . . . . .	13,518	..	425	..	112	3,300	..	1,100	..	75
Netherlands . . . . .	2,239	3,001	..	..	..	6,000	1,627	..	..	..
France . . . . .	224	1,127	..	8,843	..	818	1,080	..	11,050	..
Italy . . . . .	..	2,576	134	448	..	..	1,050	75	100	..
Maskat Territory and Trucial Oman . . . . .	375	1,075	560	321	..	500	1,585	325	250	..
Other Native States in Arabia . . . . .	426	454	3,688	410	..	579	180	4,975	625	..
Iraq . . . . .	2,352	655	3,683	940	5,544	2,305	240	3,439	1,126	1,545
Persia . . . . .	3,072	3,660	4,483	2,120	..	3,036	5,517	4,058	2,370	..
Afghanistan . . . . .	..	..	..	..	672	..	..	..	..	1,000
Sumatra . . . . .	..	300	..	..	..	..	1,087	..	..	..
Siam . . . . .	2,045	60	170	..	212	2,750	450	136	..	66
China (exclusive of Hong- kong and Macao) . . . . .	..	..	..	..	2,262	..	..	..	..	3,393
Egypt . . . . .	810	..	98	..	..	1,075	..	120	..	..
Portuguese, East Africa . . . . .	1,110	60	1,940	409	1	1,595	66	1,570	852	2
United States of America— Via Atlantic Coast . . . . .	2,518	325	300	113	250	5,514	350	150	50	300
Other Foreign Countries . . . . .	464	250	784	..	..	1,507	50	760	..	..
<b>TOTAL FOREIGN COUNTRIES</b>	<b>29,165</b>	<b>14,149</b>	<b>16,263</b>	<b>13,608</b>	<b>9,053</b>	<b>33,979</b>	<b>13,232</b>	<b>17,358</b>	<b>16,923</b>	<b>6,361</b>
<i>Share of Bengal . . . . .</i>	<i>4,942</i>	<i>4,086</i>	<i>994</i>	<i>4,108</i>	<i>184</i>	<i>11,991</i>	<i>2,917</i>	<i>1,500</i>	<i>4,991</i>	<i>515</i>
" <i>Bombay . . . . .</i>	<i>49,034</i>	<i>19,838</i>	<i>21,388</i>	<i>11,340</i>	<i>8,495</i>	<i>39,265</i>	<i>22,457</i>	<i>24,359</i>	<i>12,714</i>	<i>7,304</i>
" <i>Sind . . . . .</i>	<i>2,755</i>	<i>324</i>	<i>336</i>	<i>3,484</i>	<i>..</i>	<i>3,253</i>	<i>175</i>	<i>435</i>	<i>10,975</i>	<i>..</i>
" <i>Madras . . . . .</i>	<i>40</i>	<i>..</i>	<i>..</i>	<i>38</i>	<i>200</i>	<i>35</i>	<i>..</i>	<i>..</i>	<i>19</i>	<i>135</i>
" <i>Burma . . . . .</i>	<i>16,018</i>	<i>1,363</i>	<i>926</i>	<i>328</i>	<i>5,442</i>	<i>12,237</i>	<i>3,382</i>	<i>1,768</i>	<i>416</i>	<i>7,335</i>
<b>TOTAL</b>	<b>72,739</b>	<b>25,561</b>	<b>23,644</b>	<b>24,796</b>	<b>14,321</b>	<b>66,771</b>	<b>23,932</b>	<b>26,570</b>	<b>29,115</b>	<b>15,289</b>
<b>Total value of Cotton manu- factures (including Twist and Yarn)—</b>										
United Kingdom . . . . .	—	—	—	—	—	50,848	35,778	60,132	65,837	20,772
Gibraltar . . . . .	—	—	—	—	—	2,600	250	..	..	69 5
Palestine . . . . .	—	—	—	—	—	15,425	1,410	1,445	..	607
Aden and Dependencies . . . . .	—	—	—	—	—	6,56,062	3,55,927	2,32,539	2,27,824	1,83,411
Bahrain Islands . . . . .	—	—	—	—	—	15,90,339	12,05,256	9,78,320	4,69,501	6,42,314
Maldives . . . . .	—	—	—	—	—	11,420	..	..	1,000	625
Ceylon . . . . .	—	—	—	—	—	7,18,053	5,13,865	3,49,065	2,60,035	1,00,465
Straits Settlements (includ- ing Labuan) . . . . .	—	—	—	—	—	2,60,001	2,31,053	1,93,350	1,39,433	1,37,005
Federated Malay States . . . . .	—	—	—	—	—	67,184	63,727	78,623	10,738	8,767
Hongkong . . . . .	—	—	—	—	—	23,154	16,937	16,458	7,230	8,517
Cape of Good Hope . . . . .	—	—	—	—	—	1,200	..	..	..	..

GENERAL EXPORTS

FOREIGN MERCHANDISE

( 988 )

No. 15—continued

ARTICLES, AND COUNTRIES OF FINAL DESTINATION; ALSO SHARE OF EACH PROVINCE	QUANTITY					VALUE				
	1927-28	1928-29	1929-30	1930-31	1931-32	1927-28	1928-29	1929-30	1930-31	1931-32
						R	R	R	R	R
<i>Textiles—continued</i>										
<i>Cotton—continued</i>										
<i>MANUFACTURES—continued</i>										
<i>Total value of Cotton manu- factures (including Twist and Yarn)—continued</i>										
Natal . . . . .	—	—	—	—	—	51,954	79,717	30,639	44,663	48,022
Zanzibar and Pemba . . . . .	—	—	—	—	—	1,37,426	1,14,612	1,35,738	45,455	29,500
Kenya Colony . . . . .	—	—	—	—	—	5,88,643	3,30,616	2,04,979	1,89,364	1,82,297
Tanganyika Territory . . . . .	—	—	—	—	—	1,65,682	1,45,400	89,522	41,065	76,902
Somaliand Protectorate . . . . .	—	—	—	—	—	1,075	..	370	..	..
Anglo-Egyptian Sudan . . . . .	—	—	—	—	—	2,54,762	1,49,109	66,380	9,680	41,155
Mauritius and Dependencies . . . . .	—	—	—	—	—	2,35,173	1,25,583	1,18,930	37,933	42,514
Seychelles . . . . .	—	—	—	—	—	66,601	77,453	55,338	55,306	23,705
Western Australia . . . . .	—	—	—	—	—	..	350	70	..	..
South Australia (including Northern Territory) . . . . .	—	—	—	—	—	..	1,241	..	..	..
Victoria . . . . .	—	—	—	—	—	..	115	..	..	..
New South Wales . . . . .	—	—	—	—	—	..	1,150	150	3,353	..
Australian Commonwealth (Total) . . . . .	—	—	—	—	—	..	2,356	220	3,553	..
Fiji Islands . . . . .	—	—	—	—	—	3,077	3,530	4,740	3,222	1,715
Other British Possessions . . . . .	—	—	—	—	—	..	500	100	..	296
<b>TOTAL BRITISH EMPIRE</b>	—	—	—	—	—	<b>49,56,184</b>	<b>35,03,536</b>	<b>26,20,838</b>	<b>16,11,473</b>	<b>15,49,784</b>
Germany . . . . .	—	—	—	—	—	12,015	2,792	9,230	1,957	2,575
Netherlands . . . . .	—	—	—	—	—	15,666	6,534	5,085	4,520	6,631
Belgium . . . . .	—	—	—	—	—	..	1,943	500	12,392	..
France . . . . .	—	—	—	—	—	2,618	1,600	..	11,106	..
Spain . . . . .	—	—	—	—	—	..	..	1,077	..	..
Switzerland . . . . .	—	—	—	—	—	3,350	..	..	2,600	..
Italy . . . . .	—	—	—	—	—	..	3,014	3,874	1,052	982
Turkey, European . . . . .	—	—	—	—	—	..	..	6,000	..	..
"    Asiatic . . . . .	—	—	—	—	—	52,130	..	..	..	..
Syria . . . . .	—	—	—	—	—	1,57,392	57,165	34,145	16,770	2,400
Maskat Territory and Trucial Oman . . . . .	—	—	—	—	—	17,46,490	17,49,786	13,70,873	7,83,723	7,49,290
Other Native States in Arabia . . . . .	—	—	—	—	—	5,08,824	3,71,154	3,55,989	1,83,495	99,948
Iraq . . . . .	—	—	—	—	—	18,05,833	8,76,559	12,96,095	15,40,771	9,23,849
Persia . . . . .	—	—	—	—	—	33,55,395	17,30,390	17,24,791	10,33,058	8,93,613
Benjam Island . . . . .	—	—	—	—	—	..	12,795	5,300	3,300	..
Afghanistan . . . . .	—	—	—	—	—	..	..	..	..	17,911
Sumatra . . . . .	—	—	—	—	—	437	4,243	..	3,925	..
Java . . . . .	—	—	—	—	—	500	3,172	660	2,900	565
Borneo (Dutch) . . . . .	—	—	—	—	—	2,935	..	..	..	..
Celebes and other Islands . . . . .	—	—	—	—	—	..	1,636	..	..	..
Siam . . . . .	—	—	—	—	—	6,370	4,620	3,429	27,135	2,935
Indo-China (including Cochin- China, Cambodia, Annam, Tonkin and French leased Territories in China) . . . . .	—	—	—	—	—	2,060	..	..	..	..
China (exclusive of Hong- kong and Macao) . . . . .	—	—	—	—	—	22,152	16,197	4,693	12,560	9,784
Japan . . . . .	—	—	—	—	—	242	10,120	10,787	1,665	..
Egypt . . . . .	—	—	—	—	—	56,600	5,825	1,720	4,320	15,250
Portuguese East Africa . . . . .	—	—	—	—	—	5,91,367	3,39,104	2,92,540	99,687	63,519
Italian East Africa (Somali- land and Eritrea) . . . . .	—	—	—	—	—	2,11,301	60,524	40,056	6,137	1,550
French Somaliland . . . . .	—	—	—	—	—	17,432	59,332	37,513	42,890	15,755
United States of America— Via Atlantic Coast . . . . .	—	—	—	—	—	12,268	11,750	8,475	5,079	1,897
Other Foreign Countries . . . . .	—	—	—	—	—	902	200	..	550	..
<b>TOTAL FOREIGN COUNTRIES</b>	—	—	—	—	—	<b>85,84,445</b>	<b>53,65,060</b>	<b>52,20,335</b>	<b>33,12,842</b>	<b>23,16,659</b>

No. 15—continued

ARTICLES, AND COUNTRIES OF FINAL DESTINATION; ALSO SHARE OF EACH PROVINCE	QUANTITY					VALUE				
	1927-28	1928-29	1929-30	1930-31	1931-32	1927-28	1928-29	1929-30	1930-31	1931-32
<b>Textiles—continued</b>						R	R	R	R	R
<b>Cotton—concluded</b>										
<b>MANUFACTURES—concluded</b>										
<b>Total value of Cotton manu- factures (including Twist and Yarn)—concluded</b>										
Share of Bengal . . . . .	—	—	—	—	—	1,52,488	68,121	53,748	30,062	33,513
“ Bombay . . . . .	—	—	—	—	—	1,22,15,462	76,15,964	69,19,053	49,47,021	40,83,872
“ Sind . . . . .	—	—	—	—	—	8,82,801	8,35,268	5,74,163	2,98,915	1,16,478
“ Madras . . . . .	—	—	—	—	—	2,51,408	3,25,395	2,75,081	1,06,701	93,850
“ Burma . . . . .	—	—	—	—	—	28,470	20,907	14,298	43,516	32,330
<b>TOTAL</b> . . . . .	—	—	—	—	—	1,85,40,629	88,69,646	78,41,278	54,24,315	48,66,443
<b>TOTAL VALUE OF COTTON, RAW AND MANUFACTURES</b> . . . . .	—	—	—	—	—	1,79,55,566	97,37,100	97,65,888	55,39,151	45,36,658
<b>Flax—</b>										
<b>MANUFACTURES—</b>										
<b>Piece-goods (III. U)—</b>	Yards	Yards	Yards	Yards	Yards					
Ceylon . . . . .	250	..	79	85	503	800	..	110	256	1,102
Straits Settlements (includ- ing Labuan) . . . . .	..	354	..	..	..	..	1,062	..	..	..
Other British Possessions . . . . .	..	80	..	62	20	..	100	..	78	21
<b>TOTAL BRITISH EMPIRE</b>	250	384	79	147	523	800	1,162	110	334	1,123
France . . . . .	..	808	..	..	..	..	1,010	..	..	..
Other Foreign Countries . . . . .	80	..	530	224	..	100	..	650	326	..
<b>TOTAL FOREIGN COUNTRIES</b>	80	808	530	224	..	100	1,010	650	326	..
Share of Bengal . . . . .	330	334	..	85	503	900	1,162	..	256	1,102
“ Bombay . . . . .	..	..	609	286	20	..	..	760	404	21
“ Madras . . . . .	..	808	..	..	..	..	1,010	..	..	..
<b>TOTAL</b> . . . . .	330	1,192	609	371	523	900	2,172	760	660	1,123
<b>Other sorts (including bags and sacks) (III. U)—</b>	Lbs.	Lbs.	Lbs.	Lbs.	Lbs.					
United Kingdom . . . . .	7,792	4,326	5,940	8,088	4,781	17,950	8,193	10,766	7,059	8,292
Ceylon . . . . .	2,004	469	590	646	215	2,723	1,170	1,400	885	317
Kenya Colony . . . . .	881	40	562	156	487	1,298	86	703	372	520
Other British Possessions . . . . .	884	120	448	..	..	1,008	108	475	..	..
<b>TOTAL BRITISH EMPIRE</b>	11,561	4,955	7,539	8,990	5,483	22,979	9,557	13,344	9,216	9,129

GENERAL EXPORTS

( 990 )

FOREIGN MERCHANDISE

No. 15—continued

ARTICLES, AND COUNTRIES OF FINAL DESTINATION; ALSO SHARE OF EACH PROVINCE	QUANTITY					VALUE				
	1927-28	1928-29	1929-30	1930-31	1931-32	1927-28	1928-29	1929-30	1930-31	1931-32
Textiles—continued						R	R	R	R	R
Flax—continued										
MANUFACTURES—continued										
Other sorts (including bags and sacks) (III. U)— continued	Lbs.	Lbs.	Lbs.	Lbs.	Lbs.					
France . . . . .	2,035	6,574	168	4,576	3,046	3,300	8,552	220	2,995	3,567
Italy . . . . .	168	..	1,256	1,980	2,050	825	..	1,840	1,680	2,420
Maskat Territory and Tru- cial Oman . . . . .	..	..	..	..	220	..	..	..	..	1,150
Portuguese East Africa . .	1,941	50	23	408	621	1,532	64	81	469	772
Other Foreign Countries . .	460	386	946	744	..	1,465	654	1,340	692	..
<b>TOTAL FOREIGN COUNTRIES</b>	<b>5,204</b>	<b>7,010</b>	<b>2,393</b>	<b>7,688</b>	<b>6,587</b>	<b>6,297</b>	<b>9,270</b>	<b>3,481</b>	<b>5,836</b>	<b>7,906</b>
Share of Bengal . . . . .	2,748	1,170	1,323	1,006	1,790	3,656	1,194	1,631	892	3,324
“ Bombay . . . . .	4,054	565	1,443	1,763	2,172	5,880	1,282	2,124	2,138	3,167
“ Sind . . . . .	7,240	3,060	6,414	2,702	2,268	16,375	6,191	12,130	4,720	4,040
“ Madras . . . . .	2,635	6,326	752	6,424	4,903	3,300	9,202	940	4,375	5,862
“ Burma . . . . .	88	844	..	4,633	337	65	953	..	2,927	145
<b>TOTAL</b>	<b>16,765</b>	<b>11,965</b>	<b>9,937</b>	<b>16,578</b>	<b>11,970</b>	<b>29,276</b>	<b>18,827</b>	<b>16,825</b>	<b>15,052</b>	<b>17,038</b>
Total value of Flax Manu- factures—										
United Kingdom . . . . .	—	—	—	—	—	17,950	3,193	10,766	7,959	8,202
Ceylon . . . . .	—	—	—	—	—	3,523	1,170	1,510	1,141	1,419
Straits Settlements (includ- ing Labuan) . . . . .	—	—	—	—	—	108	1,062	..	..	..
Kenya Colony . . . . .	—	—	—	—	—	1,298	86	703	450	541
Other British Possessions . .	—	—	—	—	—	900	209	475	..	..
<b>TOTAL BRITISH EMPIRE</b>	<b>—</b>	<b>—</b>	<b>—</b>	<b>—</b>	<b>—</b>	<b>23,779</b>	<b>10,719</b>	<b>13,454</b>	<b>9,550</b>	<b>10,252</b>
France . . . . .	—	—	—	—	—	3,300	8,552	220	2,995	3,567
Italy . . . . .	—	—	—	—	—	825	..	1,840	1,680	2,420
Maskat Territory and Tru- cial Oman . . . . .	—	—	—	—	—	..	..	..	..	1,150
Peria . . . . .	—	—	—	—	—	..	192	1,400	175	..
Portuguese East Africa . . .	—	—	—	—	—	1,532	64	81	620	772
Other Foreign Countries . .	—	—	—	—	—	1,240	462	590	692	..
<b>TOTAL FOREIGN COUNTRIES</b>	<b>—</b>	<b>—</b>	<b>—</b>	<b>—</b>	<b>—</b>	<b>6,397</b>	<b>10,280</b>	<b>4,131</b>	<b>6,162</b>	<b>7,906</b>
Share of Bengal . . . . .	—	—	—	—	—	4,556	2,366	1,631	1,143	4,926
“ Bombay . . . . .	—	—	—	—	—	5,880	1,282	2,324	2,542	3,167
“ Sind . . . . .	—	—	—	—	—	16,375	6,191	12,130	4,720	4,040
“ Madras . . . . .	—	—	—	—	—	3,300	10,212	940	4,375	5,862
“ Burma . . . . .	—	—	—	—	—	65	953	..	2,927	145
<b>TOTAL</b>	<b>—</b>	<b>—</b>	<b>—</b>	<b>—</b>	<b>—</b>	<b>30,176</b>	<b>20,999</b>	<b>17,535</b>	<b>15,712</b>	<b>18,101</b>
Haberdashery and Millinery (III. U)—										
United Kingdom . . . . .	—	—	—	—	—	63,326	68,920	70,999	1,02,147	1,10,193
Palestine . . . . .	—	—	—	—	—	..	1,500	9,758	1,600	420
Aden and Dependencies . . .	—	—	—	—	—	70,610	22,601	17,120	15,082	6,630
Bahrein Islands . . . . .	—	—	—	—	—	28,197	1,31,167	56,282	83,452	89,100
Ceylon . . . . .	—	—	—	—	—	24,582	20,851	17,950	11,102	12,483

No. 15—continued

ARTICLES, AND COUNTRIES OF FINAL DESTINATION; ALSO SHARE OF EACH PROVINCE	QUANTITY					VALUE				
	1927-28	1928-29	1929-30	1930-31	1931-32	1927-28	1928-29	1929-30	1930-31	1931-32
<b>Textiles—continued</b>										
<b>✓ Haberdashery and Millinery (III. U) —continued</b>						R	R	R	R	R
Straits Settlements (including Labuan)	—	—	—	—	—	8,407	7,540	6,432	2,915	2,800
Federated Malay States	—	—	—	—	—	1,070	102	1,300	600	..
Hongkong	—	—	—	—	—	550	4,150	1,570	230	901
Cape of Good Hope	—	—	—	—	—	..	..	2,625	140	..
Natal	—	—	—	—	—	2,100	2,540	7,519	7,325	5,700
Zanzibar and Pemba	—	—	—	—	—	19,239	17,390	15,360	14,693	14,280
Kenya Colony	—	—	—	—	—	60,298	63,518	30,001	37,271	30,284
Tanganyika Territory	—	—	—	—	—	70,331	74,950	33,005	51,417	38,266
Anglo-Egyptian Sudan	—	—	—	—	—	..	76	4,350	200	..
Mauritius and Dependences	—	—	—	—	—	36,623	11,150	10,075	6,300	15,350
Seychelles	—	—	—	—	—	1,920	2,800	3,825	3,225	5,690
Canada—										
Vid Atlantic Coast	—	—	—	—	—	..	1,700	..	1,100	2,025
" Pacific "	—	—	—	—	—	100	900	..	400	280
Western Australia	—	—	—	—	—	..	..	..	700	..
South Australia (including Northern Territory)	—	—	—	—	—	..	400	..	1,000	..
Victoria	—	—	—	—	—	1,000	100	625	385	..
New South Wales	—	—	—	—	—	..	4,397	1,407	940	..
Australian Commonwealth (Total)	—	—	—	—	—	1,000	5,397	2,032	3,025	..
New Zealand	—	—	—	—	—	..	..	660	..	1,750
Fiji Islands	—	—	—	—	—	170	3,250	1,300	1,929	400
Other British Possessions	—	—	—	—	—	60	..	..	230	720
<b>TOTAL BRITISH EMPIRE</b>	—	—	—	—	—	<b>4,55,133</b>	<b>4,35,502</b>	<b>3,01,763</b>	<b>2,97,935</b>	<b>2,96,252</b>
Germany	—	—	—	—	—	4,135	1,275	1,939	715	4,035
Netherlands	—	—	—	—	—	100	4,450	400	1,060	..
Belgium	—	—	—	—	—	..	..	1,620	..	..
France	—	—	—	—	—	1,950	3,460	285	2,738	5,563
Italy	—	—	—	—	—	..	2,525	3,231	5,742	1,460
Turkey, European	—	—	—	—	—	8,250	2,500	200	..	..
Mascat Territory and Trucial Oman	—	—	—	—	—	63,906	48,644	55,044	37,473	31,360
Other Native States in Arabia	—	—	—	—	—	81,773	1,20,161	1,05,747	71,031	40,775
Iraq	—	—	—	—	—	41,813	86,744	29,795	23,342	21,812
Persia	—	—	—	—	—	1,05,805	79,387	73,300	31,162	11,452
Henjam Island	—	—	—	—	—	700	..	7,016	..	..
Java	—	—	—	—	—	6,023	650	400	1,400	112
Celebes and other Islands	—	—	—	—	—	1,000	..	..	..	..
Siam	—	—	—	—	—	4,174	3,023	2,332	825	637
China (excludes of Hongkong and Macao)	—	—	—	—	—	5,370	1,210	1,665	670	800
Japan	—	—	—	—	—	4,191	900	2,017	466	4,397
Egypt	—	—	—	—	—	18,800	3,500	6,750	4,513	600
Portuguese East Africa	—	—	—	—	—	35,555	17,955	19,106	22,332	21,345
Madagascar	—	—	—	—	—	4,024	200	1,745	..	..
Italian East Africa (Somaliland and Eritrea)	—	—	—	—	—	7,400	125	1,600	250	150
French Somaliland	—	—	—	—	—	1,200	1,500	200	35	4,340
United States of America—										
Vid Atlantic Coast	—	—	—	—	—	5,435	10,577	40,360	2,709	15,476
" Pacific "	—	—	—	—	—	..	480	..	2,415	3,500
Other Foreign Countries	—	—	—	—	—	1,629	870	1,015	515	1,374
<b>TOTAL FOREIGN COUNTRIES</b>	—	—	—	—	—	<b>4,03,293</b>	<b>3,40,136</b>	<b>3,61,355</b>	<b>2,09,343</b>	<b>1,70,233</b>
Share of Bengal	—	—	—	—	—	5,013	4,349	1,954	1,055	323
" Bombay	—	—	—	—	—	7,94,207	7,17,499	6,01,376	4,66,054	4,32,332
" Sind	—	—	—	—	—	45,333	39,008	35,751	18,953	13,537
" Madras	—	—	—	—	—	4,261	5,001	12,333	3,697	7,049
" Burma	—	—	—	—	—	9,037	9,731	12,003	11,609	13,199
<b>TOTAL</b>	—	—	—	—	—	<b>8,58,426</b>	<b>7,75,638</b>	<b>6,63,118</b>	<b>5,07,278</b>	<b>4,66,490</b>

GENERAL EXPORTS

( 992 )

FOREIGN MERCHANDISE

No. 15—continued

ARTICLES, AND COUNTRIES OF FINAL DESTINATION; ALSO SHARE OF EACH PROVINCE	QUANTITY					VALUE				
	1927-28	1928-29	1929-30	1930-31	1931-32	1927-28	1928-29	1929-30	1930-31	1931-32
						R	R	R	R	R
<b>Textiles—continued</b>										
<b>Silk—</b>										
<i>Base (II. O)—</i>	Lbs.	Lbs.	Lbs.	Lbs.	Lbs.					
Aden and Dependencies . . . . .	827	300	..	800	..	4,300	2,000	..	5,100	..
Bahrain Islands . . . . .	580	1,154	..	150	1,560	1,850	7,610	..	980	8,610
Kenya Colony . . . . .	79	..	..	..	..	1,000	..	..	..	..
Other British Possessions . . . . .	..	..	199	..	..	..	..	1,075	..	..
<b>TOTAL BRITISH EMPIRE</b>	<b>1,486</b>	<b>1,454</b>	<b>199</b>	<b>950</b>	<b>1,560</b>	<b>7,150</b>	<b>9,610</b>	<b>1,075</b>	<b>6,000</b>	<b>8,610</b>
France . . . . .	..	..	..	..	31,360	..	..	..	..	8,000
Italy . . . . .	..	..	5,513	..	..	..	..	24,500	..	..
Maskat Territory and Trucial Oman . . . . .	1,016	1,522	696	644	200	6,300	8,220	3,460	4,100	800
Other Native States in Arabia	1,738	610	460	840	480	18,800	5,550	3,700	4,880	2,300
Iraq . . . . .	8,435	2,651	679	2,849	200	53,340	18,965	3,050	14,600	800
Persia . . . . .	..	..	..	..	165	..	..	..	..	1,020
China (exclusive of Hong- kong and Macao) . . . . .	..	..	714	7,560	47	..	..	4,071	32,075	350
Italian East Africa (Somal- land and Eritrea) . . . . .	1,838	200	..	..	..	31,840	1,000	..	..	..
French Somaliland . . . . .	..	..	650	..	300	..	..	2,500	..	1,200
Other Foreign Countries . . . . .	152	..	..	..	30	880	..	..	..	100
<b>TOTAL FOREIGN COUNTRIES</b>	<b>13,239</b>	<b>4,983</b>	<b>8,712</b>	<b>11,863</b>	<b>32,782</b>	<b>22,160</b>	<b>33,735</b>	<b>41,231</b>	<b>55,655</b>	<b>14,570</b>
Share of Bengal . . . . .	..	..	..	..	31,360	..	..	..	..	8,000
“ Bombay . . . . .	14,205	5,192	8,376	12,843	2,157	92,960	35,035	39,312	61,655	10,550
“ Sind . . . . .	620	1,245	37	..	825	2,350	3,310	575	..	4,630
“ Madras . . . . .	..	..	449	..	..	..	..	2,469	..	..
<b>TOTAL</b>	<b>14,725</b>	<b>6,437</b>	<b>8,911</b>	<b>12,843</b>	<b>34,342</b>	<b>95,310</b>	<b>43,345</b>	<b>42,356</b>	<b>61,655</b>	<b>23,180</b>
<b>MANUFACTURES—</b>										
<i>Silk yarn, noils and warps</i> <i>(III. B)—</i>	Lbs.	Lbs.	Lbs.	Lbs.	Lbs.					
United Kingdom . . . . .	..	..	480	..	..	..	..	1,912	..	..
Aden and Dependencies . . . . .	..	..	..	700	..	..	..	..	2,800	..
Bahrain Islands . . . . .	3,015	2,259	1,157	708	820	18,775	14,866	6,775	3,800	3,300
Ceylon . . . . .	..	..	42	..	809	..	..	180	..	1,700
Other British Possessions . . . . .	..	90	..	110	..	..	452	..	500	..
<b>TOTAL BRITISH EMPIRE</b>	<b>3,015</b>	<b>2,349</b>	<b>1,629</b>	<b>1,518</b>	<b>1,629</b>	<b>18,775</b>	<b>15,318</b>	<b>8,867</b>	<b>6,400</b>	<b>5,000</b>



No. 15—continued

ARTICLES, AND COUNTRIES OF FINAL DESTINATION; ALSO SHARE OF EACH PROVINCE	QUANTITY					VALUE				
	1927-28	1928-29	1929-30	1930-31	1931-32	1927-28	1928-29	1929-30	1930-31	1931-32
	Lbs.	Lbs.	Lbs.	Lbs.	Lbs.	R	R	R	R	R
<b>Textiles—continued</b>										
<b>Silk—continued</b>										
<i>Silk yarn not and warps</i> <i>(III. S)—continued</i>										
<b>MANUFACTURES—contd.</b>										
Italy . . . . .	..	258	9,048	..	46	..	550	23,324	..	184
Maskat Territory and Tru- cial Oman . . . . .	8,894	8,965	8,460	4,704	3,060	61,865	59,111	54,794	26,813	14,863
Other Native States in Arabia . . . . .	3,006	1,322	500	1,097	200	20,155	8,540	2,931	5,214	800
Iraq . . . . .	1,800	1,000	..	..	..	3,150	1,980	..	..	..
Persia . . . . .	..	320	..	210	..	..	1,100	..	809	..
China (exclusive of Hong- kong and Macao) . . . . .	116	22,600	65,800	..	..	2,213	53,237	1,33,163	..	..
<b>TOTAL FOREIGN COUNTRIES</b>	<b>13,616</b>	<b>34,460</b>	<b>83,808</b>	<b>6,011</b>	<b>3,306</b>	<b>87,388</b>	<b>1,24,563</b>	<b>2,19,217</b>	<b>32,836</b>	<b>15,847</b>
<b>Share of Bombay</b> . . . . .	<b>16,515</b>	<b>36,719</b>	<b>85,437</b>	<b>7,529</b>	<b>4,935</b>	<b>1,03,946</b>	<b>1,39,434</b>	<b>2,28,084</b>	<b>39,236</b>	<b>20,847</b>
" Madras . . . . .	..	90	..	..	..	..	452	..	..	..
" Burma . . . . .	116	..	..	..	..	2,213	..	..	..	..
<b>TOTAL</b> . . . . .	<b>16,631</b>	<b>36,809</b>	<b>85,437</b>	<b>7,529</b>	<b>4,935</b>	<b>1,06,159</b>	<b>1,39,886</b>	<b>2,28,084</b>	<b>39,236</b>	<b>20,847</b>
<b>Goods of silk mixed with other materials (III. S)—</b>										
<b>United Kingdom</b> . . . . .	<b>Yards</b> 5	<b>Yards</b> 2,600	<b>Yards</b> ..	<b>Yards</b> ..	<b>Yards</b> ..	<b>11</b>	<b>1,300</b>	<b>..</b>	<b>..</b>	<b>..</b>
Aden and Dependences . . . . .	..	1,940	2,735	3,379	..	..	2,475	3,250	4,905	..
Bahrain Islands . . . . .	..	..	4,390	..	..	..	..	8,500	..	..
Straits Settlements (including Labuan) . . . . .	6,161	..	..	..	..	7,690	..	..	..	..
Federated Malay States . . . . .	6,700	..	..	290	..	7,963	..	..	469	..
Natal . . . . .	400	2,000	..	..	400	1,125	1,500	..	..	2,600
Kenya Colony . . . . .	..	..	2,800	..	..	..	..	2,000	..	..
Tanganyika Territory . . . . .	..	2,160	..	..	..	..	2,890	..	..	..
Fiji Islands . . . . .	..	..	..	..	575	..	..	..	..	300
<b>TOTAL BRITISH EMPIRE</b>	<b>13,266</b>	<b>8,700</b>	<b>10,425</b>	<b>3,669</b>	<b>975</b>	<b>16,794</b>	<b>8,165</b>	<b>8,750</b>	<b>5,374</b>	<b>2,900</b>
<b>Netherlands</b> . . . . .	<b>280</b>	<b>..</b>	<b>..</b>	<b>..</b>	<b>..</b>	<b>2,341</b>	<b>..</b>	<b>..</b>	<b>..</b>	<b>..</b>
ance . . . . .	..	..	117	..	..	..	..	1,400	..	..
Maskat Territory and Tru- cial Oman . . . . .	..	1,350	4,000	..	..	..	2,100	1,400	..	..
Other Native States in Arabia . . . . .	..	..	6,000	..	..	..	..	6,000	..	..
Iraq . . . . .	..	2,070	..	..	..	..	1,317	..	..	..
Persia . . . . .	6,168	..	..	16,000	..	8,991	..	..	4,000	..
Arabia . . . . .	250	1,500	..	10	..	312	3,000	..	98	..
China (exclusive of Hong- kong and Macao) . . . . .	950	940	..	..	..	2,375	881	..	..	..
Japan . . . . .	..	..	..	710	..	..	..	..	540	..
Portuguese East Africa . . . . .	3,000	2,000	..	..	..	2,000	1,600	..	..	..
<b>TOTAL FOREIGN COUNTRIES</b>	<b>10,648</b>	<b>7,869</b>	<b>10,117</b>	<b>16,720</b>	<b>..</b>	<b>16,019</b>	<b>8,843</b>	<b>8,800</b>	<b>4,638</b>	<b>..</b>
<b>Share of Bengal</b> . . . . .	<b>3,201</b>	<b>..</b>	<b>..</b>	<b>..</b>	<b>..</b>	<b>2,361</b>	<b>..</b>	<b>..</b>	<b>..</b>	<b>..</b>
" Bombay . . . . .	<b>9,518</b>	<b>16,569</b>	<b>20,542</b>	<b>19,379</b>	<b>975</b>	<b>23,571</b>	<b>17,013</b>	<b>17,550</b>	<b>8,905</b>	<b>2,900</b>
" Sind . . . . .	<b>1,000</b>	<b>..</b>	<b>..</b>	<b>500</b>	<b>..</b>	<b>920</b>	<b>..</b>	<b>..</b>	<b>400</b>	<b>..</b>
" Madras . . . . .	<b>9,600</b>	<b>..</b>	<b>..</b>	<b>..</b>	<b>..</b>	<b>13,297</b>	<b>..</b>	<b>..</b>	<b>..</b>	<b>..</b>
" Burma . . . . .	<b>535</b>	<b>..</b>	<b>..</b>	<b>510</b>	<b>..</b>	<b>2,664</b>	<b>..</b>	<b>..</b>	<b>707</b>	<b>..</b>
<b>TOTAL</b> . . . . .	<b>23,914</b>	<b>16,569</b>	<b>20,542</b>	<b>20,389</b>	<b>975</b>	<b>52,813</b>	<b>17,013</b>	<b>17,550</b>	<b>10,012</b>	<b>2,900</b>

GENERAL EXPORTS

FOREIGN MERCHANDISE

( 994 )

No. 15—continued

ARTICLES, AND COUNTRIES OF FINAL DESTINATION: ALSO SHARE OF EACH PROVINCE	QUANTITY					VALUE				
	1927-28	1928-29	1929-30	1930-31	1931-32	1927-28	1928-29	1929-30	1930-31	1931-32
<b>Textiles—continued</b>						R	R	R	R	R
<b>Silk—continued</b>										
<b>MANUFACTURE—continued</b>										
<b>Silk piece goods (III. S)—</b>	Yards	Yards	Yards	Yards	Yards					
United Kingdom . . . . .	230	1,390	81	306	656	1,102	2,372	177	929	1,115
Malta and Gozo . . . . .	..	882	..	..	..	..	1,450	..	..	..
Aden and Dependencies . . . . .	2,300	5,123	5,750	10,525	12,800	3,175	6,563	9,205	11,000	9,400
Bahrein Islands . . . . .	17,224	21,280	14,425	11,000	5,300	31,060	41,200	23,350	9,050	7,600
Ceylon . . . . .	3,538	4,067	150	240	..	4,085	6,404	1,800	550	..
Hongkong . . . . .	402	455	1,170	4,500	3,542	600	600	1,858	4,340	10,025
Natal . . . . .	..	2,000	240	..	..	..	2,500	1,200	..	..
Kenya Colony . . . . .	10,930	12,059	7,825	6,780	13,500	9,769	13,122	5,465	8,840	9,725
Tanganyika Territory . . . . .	18,666	900	1,837	..	60	17,220	1,500	2,551	..	300
Anglo-Egyptian Sudan . . . . .	3,000	412	..	..	..	1,050	500	..	..	..
Mauritius and Dependencies . . . . .	5,762	..	..	..	..	8,070	..	..	..	..
Seychelles . . . . .	1,639	800	..	..	..	2,030	1,200	..	..	..
Other British Possessions . . . . .	1,250	97	165	..	250	1,500	288	900	..	500
<b>TOTAL BRITISH EMPIRE</b>	<b>64,948</b>	<b>49,363</b>	<b>31,643</b>	<b>53,411</b>	<b>36,108</b>	<b>80,570</b>	<b>77,789</b>	<b>46,506</b>	<b>34,700</b>	<b>38,665</b>
Belgium . . . . .	..	..	..	4,100	..	..	..	..	6,332	..
France . . . . .	..	..	..	..	700	..	..	..	..	1,500
Switzerland . . . . .	..	1,400	..	..	..	..	2,300	..	..	..
Italy . . . . .	942	..	2,105	..	825	2,700	..	3,780	..	1,850
Syria . . . . .	2,140	..	..	1,120	..	1,800	..	..	2,000	..
Maskat Territory and Trucial Oman . . . . .	6,050	8,474	5,505	1,045	1,000	10,160	9,120	7,695	1,960	800
Other Native States in Arabia . . . . .	21,850	17,400	3,000	5,675	11,200	24,325	25,244	8,000	6,200	11,150
Iraq . . . . .	14,951	8,747	15,905	2,664	13,336	15,000	10,050	35,965	2,200	10,474
Persia . . . . .	20,460	7,939	6,333	5,000	..	20,740	10,523	11,042	3,720	..
Afghanistan . . . . .	..	..	..	..	4,450	..	..	..	..	2,840
Siam . . . . .	..	320	..	..	..	..	1,002	..	..	..
China (exclusive of Hong- kong and Macao) . . . . .	..	4,115	..	1,194	4,635	..	4,335	..	2,804	6,040
Japan . . . . .	..	2,099	..	3,450	..	..	3,300	..	4,895	..
Portuguese East Africa . . . . .	3,754	600	637	..	..	5,472	800	650	..	..
Italian East Africa . . . . .	..	..	..	..	900	..	..	..	..	1,215
Other Foreign Countries . . . . .	311	400	..	..	27	823	700	..	..	60
<b>TOTAL FOREIGN COUNTRIES</b>	<b>70,458</b>	<b>51,394</b>	<b>63,575</b>	<b>25,157</b>	<b>42,123</b>	<b>87,860</b>	<b>67,674</b>	<b>67,132</b>	<b>30,201</b>	<b>41,935</b>
<b>Shares of Bengal</b>	<b>3,417</b>	<b>2,504</b>	<b>270</b>	<b>..</b>	<b>2,573</b>	<b>1,673</b>	<b>3,978</b>	<b>353</b>	<b>..</b>	<b>3,156</b>
" Bombay . . . . .	131,896	97,383	36,952	80,312	70,016	1,66,477	1,39,373	1,02,893	55,219	64,716
" Sind . . . . .	60	..	7,975	7,950	2,090	135	..	9,845	9,235	2,622
" Madras . . . . .	..	3	..	..	..	..	6	..	..	..
" Burma . . . . .	33	762	21	306	3,552	145	1,306	42	456	10,166
<b>TOTAL</b>	<b>135,406</b>	<b>100,757</b>	<b>35,218</b>	<b>58,568</b>	<b>78,231</b>	<b>1,68,430</b>	<b>1,45,663</b>	<b>1,13,632</b>	<b>64,910</b>	<b>80,600</b>
<b>Thread for sewing (III. S)—</b>	<b>Lbs.</b>	<b>Lbs.</b>	<b>Lbs.</b>	<b>Lbs.</b>	<b>Lbs.</b>					
Aden and Dependencies . . . . .	..	..	250	..	150	..	..	2,500	..	700
Bahrein Islands . . . . .	476	160	..	..	700	3,590	820	..	..	3,200
Other British Possessions . . . . .	..	28	..	..	112	..	350	..	..	300
<b>TOTAL BRITISH EMPIRE</b>	<b>476</b>	<b>188</b>	<b>250</b>	<b>..</b>	<b>962</b>	<b>3,590</b>	<b>1,170</b>	<b>2,500</b>	<b>..</b>	<b>4,200</b>
Maskat Territory and Trucial Oman . . . . .	..	..	30	..	..	..	..	300	..	..
Other Native States in Arabia . . . . .	780	..	100	..	100	3,520	..	700	..	600
Persia . . . . .	762	..	100	..	..	2,648	..	250	..	..
<b>TOTAL FOREIGN COUNTRIES</b>	<b>1,492</b>	<b>..</b>	<b>230</b>	<b>..</b>	<b>100</b>	<b>6,168</b>	<b>..</b>	<b>1,250</b>	<b>..</b>	<b>600</b>

No. 15—continued

ARTICLES, AND COUNTRIES OF FINAL DESTINATION, ALSO SHARE OF EACH PROVINCE	QUANTITY					VALUE				
	1927-28	1928-29	1929-30	1930-31	1931-32	1927-28	1928-29	1929-30	1930-31	1931-32
<b>Textiles—continued</b>						R	R	R	R	R
<b>Silk—continued</b>										
<b>MANUFACTURES—continued</b>										
<b>Thread for sewing (III. S)</b> —continued	Lbs.	Lbs.	Lbs.	Lbs.	Lbs.					
Share of Bombay	1,762	188	450	..	1,062	8,008	1,170	3,460	..	4,800
“ Sind	206	..	30	..	..	1,750	..	300	..	..
<b>TOTAL</b>	1,968	188	480	..	1,062	9,758	1,170	3,760	..	4,800
<b>Other sorts (III. S)—</b> United Kingdom	Lbs. 2,674	Lbs. 1,767	Lbs. 2,184	Lbs. 1,164	Lbs. 1,889	67,275	45,522	67,930	28,554	37,140
Other British Possessions	124	..	..	321	112	300	..	..	640	800
<b>TOTAL BRITISH EMPIRE</b>	2,798	1,767	2,184	1,485	2,001	67,575	45,522	67,930	29,194	37,440
Belgium	..	..	..	428	..	..	..	..	2,800	..
Turkey, European	112	168	..	..	..	4,000	3,700	..	..	..
China (exclusive of Hong- kong and Macao)	80	..	..	..	128	1,195	..	..	..	1,100
Egypt	314	892	112	..	..	2,400	7,000	1,500	..	..
United States of America— Via Atlantic Coast	18	..	61	25	..	750	..	1,000	400	..
Other Foreign Countries	125	100	600	..	124	837	700	500	..	925
<b>TOTAL FOREIGN COUNTRIES</b>	590	655	773	453	252	8,682	7,400	3,000	3,200	2,025
Share of Bengal	..	..	61	..	..	..	..	1,000	..	..
“ Bombay	3,929	2,421	2,835	1,922	2,143	74,041	52,900	69,530	32,140	33,135
“ Sind	..	..	..	..	84	..	..	..	..	6,020
“ Burma	168	1	11	16	26	2,216	22	400	254	310
<b>TOTAL</b>	3,397	2,422	2,907	1,938	2,263	76,257	52,922	70,930	32,394	39,465
<b>Total value of Silk Manu- factures (including Silk yarn)—</b>										
United Kingdom	—	—	—	—	—	68,388	49,194	70,019	29,488	38,255
Malta and Gozo	—	—	—	—	—	..	1,450	..	..	..
Aden and Dependencies	—	—	—	—	—	3,175	9,088	14,955	18,505	10,109
Bahrain Islands	—	—	—	—	—	53,425	56,880	33,625	12,850	14,400
Ceylon	—	—	—	—	—	4,985	6,946	1,980	550	1,700
Straits Settlements (includ- ing Labuan)	—	—	—	—	—	8,490	204	..	..	..
Federated Malay States	—	—	—	—	—	7,968	..	..	469	..
Hongkong	—	—	—	—	—	600	600	1,858	4,340	10,025
Natal	—	—	—	—	—	1,125	4,000	1,200	..	2,600
Kenya Colony	—	—	—	—	—	9,769	13,472	7,465	9,340	10,035
Tanganyika Territory	—	—	—	—	—	17,220	4,890	2,551	640	800
Anglo-Egyptian Sudan	—	—	—	—	—	1,050	500	..	..	..
Mauritius and Dependencies	—	—	—	—	—	8,379	..	..	..	..
Seychelles	—	—	—	—	—	2,030	1,200	..	..	..
Other British Possessions	—	—	—	—	—	700	84	900	..	800
<b>TOTAL BRITISH EMPIRE</b>	—	—	—	—	—	1,87,304	1,47,964	1,84,558	75,677	88,205
Netherlands	—	—	—	—	—	2,364	..	..	..	..
Belgium	—	—	—	—	—	..	..	..	9,132	..
France	—	—	—	—	—	..	..	1,400	..	1,500
Switzerland	—	—	—	—	—	..	2,800	..	..	..
Italy	—	—	—	—	—	2,700	550	27,104	..	2,134

GENERAL EXPORTS

( 996 )

FOREIGN MERCHANDISE

No. 15—continued

ARTICLES, AND COUNTRIES OF FINAL DESTINATION; ALSO SHARE OF EACH PROVINCE	QUANTITY					VALUE				
	1927-28	1928-29	1929-30	1930-31	1931-32	1927-28	1928-29	1929-30	1930-31	1931-32
<b>Textiles—continued</b>										
<b>Silk—concluded</b>						R	R	R	R	R
<b>MANUFACTURES—concluded</b>										
<i>Total value of Silk Manu- factures (including Silk Yarn)—continued</i>										
Turkey, European . . .	—	—	—	—	—	4,000	3,700	..	..	..
Syria . . . . .	—	—	—	—	—	1,800	..	..	2,000	..
Meskat Territory and Trucial Oman . . . .	—	—	—	—	—	71,966	70,831	64,189	23,773	15,663
Other Native States in Arabia	—	—	—	—	—	48,066	34,484	18,131	11,414	12,550
Iraq . . . . .	—	—	—	—	—	19,050	13,347	35,965	2,290	10,474
Penia . . . . .	—	—	—	—	—	38,379	11,623	11,202	8,529	..
Afghanistan . . . . .	—	—	—	—	—	..	..	..	..	2,340
Java . . . . .	—	—	—	—	—	312	3,000	..	98	..
Slam . . . . .	—	—	—	—	—	..	1,002	..	..	..
China (exclusive of Hong- kong and Macao) . . .	—	—	—	—	—	5,783	58,453	1,33,168	2,304	7,140
Japan . . . . .	—	—	—	—	—	..	3,300	..	5,435	..
Egypt . . . . .	—	—	—	—	—	2,400	3,000	1,500	..	..
Portuguese East Africa .	—	—	—	—	—	7,472	2,400	650	..	..
Italian East Africa . .	—	—	—	—	—	..	..	..	..	1,215
United States of America— Vld Atlantic Coast . .	—	—	—	—	—	750	..	1,000	400	54
“ Pacific . . . . .	—	—	—	—	—	..	..	..	..	12
Other Foreign Countries .	—	—	—	—	—	1,071	700	..	..	825
<b>TOTAL FOREIGN COUNTRIES</b>	—	—	—	—	—	2,06,112	2,03,690	2,99,399	70,875	60,407
<i>Share of Bengal . . .</i>	—	—	—	—	—	4,034	3,978	1,358	..	3,156
“ Bombay . . . . .	—	—	—	—	—	3,66,042	3,50,390	4,21,507	1,35,500	1,26,392
“ Sind . . . . .	—	—	—	—	—	2,805	..	10,145	9,635	3,642
“ Madras . . . . .	—	—	—	—	—	13,297	458	..	..	..
“ Burma . . . . .	—	—	—	—	—	7,238	1,328	442	1,417	10,416
<b>TOTAL</b>	—	—	—	—	—	3,93,416	3,56,654	4,33,952	1,46,552	1,48,612
<i>Total value of Silk, Raw and Manufactures</i>	—	—	—	—	—	4,38,726	3,99,909	4,76,308	2,08,207	1,71,702
<b>Wool, raw (II P)—</b>	Lbs.	Lbs.	Lbs.	Lbs.	Lbs.					
United Kingdom . . .	7,410,706	6,181,632	4,304,334	2,556,698	3,596,383	54,57,854	54,41,858	38,86,265	17,74,845	17,69,522
Other British Possessions .	..	336	..	5	112	..	300	..	5	150
<b>TOTAL BRITISH EMPIRE .</b>	7,410,706	6,182,018	4,304,334	2,556,703	3,596,495	54,57,854	54,42,158	38,86,265	17,74,850	17,69,672
Germany . . . . .	40,974	30,341	32,440	32,233	6	32,536	14,230	23,160	12,720	5
Netherlands . . . . .	19,014	11,424	..	..	..	18,064	4,250	..	..	..
Belgium . . . . .	2,352	14,000	443	..	..	2,100	3,500	375	..	..
France . . . . .	21,504	111,104	19,023	40,830	27,440	19,800	66,500	10,550	35,700	14,000
Italy . . . . .	2,016	784	6,412	2,072	332	1,800	600	3,900	1,240	225
Syria . . . . .	..	..	..	1,456	2,638	..	..	..	520	480
Japan . . . . .	872	13,776	..	..	..	600	9,000	..	..	..
United States of America— Vld Atlantic Coast . .	5,193,354	5,533,341	3,864,649	2,359,739	5,439,505	34,12,416	38,98,248	25,87,191	10,26,750	18,89,373
<b>TOTAL FOREIGN COUNTRIES</b>	5,279,836	5,765,270	3,922,977	2,436,335	5,470,021	34,32,366	39,96,378	26,28,176	10,76,930	10,04,088
<i>Share of Bengal . . .</i>	5,625,621	3,322,731	3,465,513	1,616,156	3,354,963	30,59,333	19,54,536	22,70,360	6,65,726	12,53,079
“ Bombay . . . . .	63,168	632,128	37,248	40,432	30,240	23,100	3,09,350	50,450	30,720	14,630
“ Sind . . . . .	7,010,303	7,992,379	4,069,510	3,336,495	5,131,313	53,52,732	71,74,150	41,35,941	21,55,329	24,01,051
“ Burma . . . . .	..	..	5,040	5	..	..	..	1,400	5	..
<b>TOTAL</b>	12,699,592	11,947,238	8,227,311	4,993,088	9,036,516	89,40,220	94,38,536	65,14,441	28,51,780	36,73,760

No. 15—continued

ARTICLES, AND COUNTRIES OF FINAL DESTINATION; ALSO SHARE OF EACH PROVINCE	QUANTITY					VALUE				
	1927-28	1928-29	1929-30	1930-31	1931-32	1927-28	1928-29	1929-30	1930-31	1931-32
	Yards	Yards	Yards	Yards	Yards	₹	₹	₹	₹	₹
<i>Textiles—continued</i>										
<i>Wool—continued</i>										
<i>MANUFACTURES—</i>										
<i>Piece-goods (III. T)—</i>										
United Kingdom . . . . .	1,868	6,129	5,273	4,710	289	11,405	18,441	16,839	8,751	1,066
Aden and Dependencies . . . . .	3,676	1,741	5,369	529	766	10,883	6,875	11,341	3,054	2,625
Bahrain Islands . . . . .	1,655	6,591	8,532	310	824	6,956	19,733	25,937	1,300	3,040
Ceylon	16,215	9,557	7,418	2,422	3,072	37,210	22,006	15,003	3,980	6,443
Straits Settlements (including Labuan).	1,099	126	68	..	..	1,384	440	136	..	..
Hongkong . . . . .	20	1,361	1,516	1,842	261	230	1,230	1,710	5,385	961
Zanzibar and Pemba . . . . .	2,302	1,523	2,329	1,901	1,237	9,280	4,458	8,150	5,205	2,750
Kenya Colony . . . . .	8,131	15,768	12,433	8,892	3,298	19,019	35,135	31,660	20,655	9,225
Tanganyika Territory . . . . .	1,942	846	2,423	2,120	..	6,972	3,400	7,250	4,500	..
Mauritius and Dependencies	1,384	..	..	68	224	4,286	..	..	480	515
Other British Possessions . . . . .	618	226	299	70	100	650	490	600	472	375
<b>TOTAL BRITISH EMPIRE</b>	<b>39,409</b>	<b>43,868</b>	<b>46,160</b>	<b>22,954</b>	<b>10,121</b>	<b>1,07,819</b>	<b>1,12,308</b>	<b>1,18,626</b>	<b>53,842</b>	<b>27,000</b>
Germany . . . . .	544	31	2,604	3,451	12	2,395	500	3,990	9,220	67
Netherlands . . . . .	..	4,745	963	..	4,646	..	17,681	5,000	..	12,866
Belgium . . . . .	..	1,435	235	..	..	..	6,710	1,715	..	..
France . . . . .	..	..	2,501	249	72	..	..	4,244	920	500
Italy	..	..	3,120	485	574	..	..	2,740	1,604	2,896
Mascat Territory and Trucial Oman	..	..	..	14	1,000	..	..	..	90	3,000
Other Native States in Arabia . . . . .	1,575	125	291	304	..	3,950	625	1,167	1,700	..
Iraq . . . . .	3,715	11,224	6,461	94	2,532	6,433	16,731	8,500	123	2,050
Persia . . . . .	43,239	78,719	38,837	7,958	5,517	1,17,790	1,38,323	1,15,933	17,553	15,453
Afghanistan . . . . .	..	..	..	..	4,000	..	..	..	..	2,500
Celebes and other Islands . . . . .	..	1,753	..	..	..	..	3,352	..	..	..
China (exclusive of Hongkong and Macao) . . . . .	2,934	230	..	552	315	12,251	435	..	939	1,153
Japan . . . . .	..	..	..	7,823	..	..	..	..	3,625	..
Egypt . . . . .	..	300	..	20	4,491	..	1,324	..	120	9,334
Portuguese East Africa	567	..	3,466	600	2,143	1,265	..	3,260	700	6,070
Italian East Africa (Somaland and Eritrea) . . . . .	..	600	..	..	..	..	1,000	..	..	..
Other Foreign Countries . . . . .	15	250	9	..	432	100	500	35	..	597
<b>TOTAL FOREIGN COUNTRIES</b>	<b>57,589</b>	<b>99,417</b>	<b>58,437</b>	<b>21,550</b>	<b>25,734</b>	<b>1,44,184</b>	<b>2,39,736</b>	<b>1,57,184</b>	<b>36,599</b>	<b>56,996</b>
<i>Share of Bengal</i> . . . . .	<i>15</i>	<i>112</i>	<i>..</i>	<i>2,333</i>	<i>..</i>	<i>100</i>	<i>345</i>	<i>..</i>	<i>4,944</i>	<i>..</i>
„ <i>Bombay</i> . . . . .	<i>90,631</i>	<i>133,702</i>	<i>101,135</i>	<i>30,348</i>	<i>30,006</i>	<i>2,29,308</i>	<i>3,17,630</i>	<i>2,63,421</i>	<i>72,442</i>	<i>66,734</i>
„ <i>Sind</i> . . . . .	<i>6,239</i>	<i>6,066</i>	<i>3,184</i>	<i>3,495</i>	<i>771</i>	<i>22,470</i>	<i>24,092</i>	<i>11,289</i>	<i>9,430</i>	<i>3,799</i>
„ <i>Madras</i> . . . . .	<i>..</i>	<i>31</i>	<i>..</i>	<i>..</i>	<i>..</i>	<i>..</i>	<i>500</i>	<i>..</i>	<i>..</i>	<i>..</i>
„ <i>Burma</i> . . . . .	<i>63</i>	<i>3,374</i>	<i>343</i>	<i>7,323</i>	<i>5,073</i>	<i>125</i>	<i>9,437</i>	<i>1,100</i>	<i>3,625</i>	<i>13,463</i>
<b>TOTAL</b>	<b>96,998</b>	<b>143,285</b>	<b>104,647</b>	<b>44,504</b>	<b>35,855</b>	<b>2,52,003</b>	<b>3,52,044</b>	<b>2,75,810</b>	<b>90,441</b>	<b>83,996</b>
<i>Shawls (III. T)—</i>	<i>No.</i>	<i>No.</i>	<i>No.</i>	<i>No.</i>	<i>No.</i>					
Bahrain Islands . . . . .	113	240	132	..	..	1,000	500	500	..	..
Ceylon	2,102	300	520	100	200	7,062	970	1,495	310	1,053
Straits Settlements (including Labuan) . . . . .	930	517	680	700	..	3,120	3,107	2,939	1,950	..
Kenya Colony . . . . .	..	153	..	60	298	..	1,275	..	400	1,735
Anglo-Egyptian Sudan . . . . .	800	..	..	..	..	1,000	..	..	..	..
Other British Possessions . . . . .	135	3	60	..	1	990	24	770	..	6
<b>TOTAL BRITISH EMPIRE</b>	<b>3,535</b>	<b>1,213</b>	<b>1,392</b>	<b>860</b>	<b>499</b>	<b>13,173</b>	<b>5,376</b>	<b>5,704</b>	<b>2,661</b>	<b>2,796</b>
Turkey, European	175	200	1,300	..	..	5,300	1,350	9,000	..	..
Mascat Territory and Trucial Oman	400	1,317	1,637	50	52	1,600	3,350	4,550	300	240
Other Native States in Arabia	400	1,240	1,619	2,700	232	2,000	10,000	13,500	14,300	2,000
Persia	..	..	400	..	..	..	..	1,740	..	..
Sumatra . . . . .	..	336	..	..	..	..	1,300	..	..	..
Siam . . . . .	..	13,349	..	..	..	..	22,793	..	..	..
Indo-China (including Cochinchina, Cambodia, Annam, Tonkin and French leased Territories in China) . . . . .	..	150	..	..	..	..	1,050	..	..	..
China (exclusive of Hongkong and Macao) . . . . .	..	156	..	..	..	..	3,180	..	..	..
Other Foreign Countries . . . . .	4	1	..	..	11	237	32	..	..	130
<b>TOTAL FOREIGN COUNTRIES</b>	<b>979</b>	<b>16,749</b>	<b>4,947</b>	<b>2,750</b>	<b>295</b>	<b>9,137</b>	<b>43,063</b>	<b>23,790</b>	<b>14,600</b>	<b>2,379</b>

GENERAL EXPORTS

( 998 )

FOREIGN MERCHANDISE

No. 15—continued

ARTICLES, AND COUNTRIES OF FINAL DESTINATION; ALSO SHARE OF EACH PROVINCE	QUANTITY					VALUE				
	1927-28	1928-29	1929-30	1930-31	1931-32	1927-28	1928-29	1929-30	1930-31	1931-32
	No.	No.	No.	No.	No.	R	R	R	R	R
<i>Textiles—continued</i>										
<i>Wool—continued</i>										
<i>MANUFACTURES—continued</i>										
<i>Shawls (LII. T)—continued</i>										
<i>Share of Bengal</i>	166	498	..	..	..	590	4,450	..	..	..
" <i>Bomlay</i>	4,156	3,360	4,839	3,660	741	21,488	21,262	22,905	16,900	4,929
" <i>Sind</i>	..	403	1,300	60	62	..	2,075	9,000	306	210
" <i>Madras</i>	..	153	200	..	1	..	1,074	1,589	..	6
" <i>Burma</i>	4	15,648	..	..	..	287	21,153	..	..	..
<b>TOTAL</b>	<b>4,664</b>	<b>17,962</b>	<b>6,339</b>	<b>3,610</b>	<b>704</b>	<b>22,365</b>	<b>53,934</b>	<b>34,494</b>	<b>17,260</b>	<b>5,175</b>
<i>Other sorts (LII. T)—</i>	<i>Lbs.</i>	<i>Lbs.</i>	<i>Lbs.</i>	<i>Lbs.</i>	<i>Lbs.</i>					
United Kingdom	1,443,895	1,527,294	1,053,932	592,778	844,900	51,76,968	50,57,720	37,31,810	17,32,072	21,87,875
Malta and Gozo	..	600	1,135	..	..	..	1,200	2,270	..	..
Gibraltar	1,344	..	..	..	100	2,400	..	..	..	200
Palestine	1,672	2,982	3,074	4,017	12,490	13,030	7,600	8,080	10,000	33,864
Aden and Dependencies	1,736	997	515	1,871	1,958	3,045	3,407	1,300	4,806	2,545
Bahrain Islands	2,020	7,921	10,226	1,618	1,971	3,858	13,620	15,061	2,683	2,125
Ceylon	9,891	3,251	4,324	890	1,508	24,726	7,292	14,008	2,107	2,760
Straits Settlements (including Labuan)	1,710	986	2,075	507	815	8,375	4,210	5,225	1,895	1,007
Hongkong	80	206	..	84	472	200	319	..	200	1,220
Cape of Good Hope	397	..	200	..	2,339	1,200	..	1,480	..	3,260
Natal	1,246	478	3,960	831	2,723	4,022	895	11,136	2,886	4,375
Zanzibar and Pemba	906	1,815	2,647	..	..	2,700	4,278	6,515	..	..
Kenya Colony	2,162	14,673	9,681	8,376	1,855	4,686	24,455	13,214	14,350	4,146
Tanganyika Territory	2,218	3,021	2,078	1,555	670	5,318	6,367	4,780	1,725	450
Anglo-Egyptian Sudan	..	2,917	..	..	..	..	4,182	..	..	..
Mauritius and Dependencies	300	..	241	..	..	2,000	..	540	..	..
Canada—										
<i>Via Atlantic Coast</i>	2,450	12,513	15,524	682	4,898	17,183	57,877	66,830	6,430	11,442
<i>" Pacific "</i>	140	..	..	..	..	1,197	..	..	..	..
Western Australia	..	..	..	30	..	..	..	..	40	..
South Australia (including Northern Territory)	..	120	..	..	..	..	600	..	..	..
Victoria	80	490	454	..	..	475	2,170	697	..	..
New South Wales	3,805	148	10,536	198	..	15,565	550	30,005	820	..
<i>Australian Commonwealth (Total)</i>	<i>3,885</i>	<i>768</i>	<i>10,990</i>	<i>228</i>	<i>..</i>	<i>16,040</i>	<i>3,320</i>	<i>30,702</i>	<i>350</i>	<i>..</i>
Other British Possessions	127	..	480	89	163	310	..	400	465	774
<b>TOTAL BRITISH EMPIRE</b>	<b>1,475,080</b>	<b>1,579,512</b>	<b>1,121,033</b>	<b>613,434</b>	<b>8,75,869</b>	<b>52,87,158</b>	<b>51,96,782</b>	<b>39,13,351</b>	<b>17,80,079</b>	<b>22,55,553</b>
Sweden	28	1,172	825	..	11,066	100	2,765	1,530	..	24,470
Norway	..	1,106	..	..	56	..	1,800	..	..	500
Germany	11,230	6,822	10,450	78,418	3,056	35,992	34,845	43,575	2,35,799	7,930
Netherlands	11,054	9,629	570	1,226	500	33,529	29,370	2,550	4,100	1,450
Belgium	231	2,643	2,008	336	728	1,400	14,900	7,360	1,000	2,440
France	39,522	98,867	68,673	2,512	11,579	1,49,870	4,82,423	3,04,574	15,725	33,252
Switzerland	793	448	3,244	212	1,047	3,875	1,000	13,637	1,600	7,189
Italy	3,820	9,509	55,876	38,429	14,810	18,185	32,039	1,09,855	1,41,784	59,410
Austria	..	..	..	1,176	6,071	..	..	..	3,000	16,410
Greece	168	2,932	5,478	..	..	1,012	20,560	38,200	..	..
Turkey, European	162,377	105,519	52,660	32,033	55,854	5,68,788	3,61,626	1,73,003	1,12,000	1,85,775
Turkey, Asiatic	..	..	..	10	560	..	..	..	75	1,000
Syria	17,808	13,055	16,911	4,931	9,530	50,200	53,676	33,135	17,749	30,463
Mascat Territory and Trucial Oman	756	3,275	7,572	932	376	2,151	4,595	11,490	1,460	498
Other Native States in Arabia	1,254	1,355	7,883	804	4,239	3,365	2,690	18,990	1,210	7,510
Iraq	3,260	7,391	3,539	2,294	3,168	22,982	21,004	11,320	2,615	4,000
Persia	6,277	4,598	7,275	1,543	2,550	18,017	9,805	13,843	2,430	5,293
Java	3,358	1,879	1,933	1,009	2,261	11,360	5,449	5,875	2,750	5,510
Philippine Islands and Guam	4,182	392	1,204	339	1,345	16,353	1,200	3,738	2,000	3,491
China (exclusive of Hongkong and Macao)	560	392	2,356	3,630	302	160	2,300	1,360	23,800	940
Japan	1,990	3,228	840	155	..	11,900	11,010	2,420	774	..
Egypt	45,841	32,523	45,516	30,461	17,931	1,93,289	1,26,273	1,77,851	1,00,288	42,849
Algeria	..	..	821	..	..	..	..	2,580	..	..
Portuguese East Africa	2,326	790	480	2,393	401	5,167	3,162	1,000	4,908	701
Italian East Africa (Somaliland and Eritrea)	..	400	504	672	1,933	..	601	850	1,950	4,173
French Somaliland	..	424	598	125	112	..	1,790	1,510	410	200
United States of America—										
<i>Via Atlantic Coast</i>	428,369	471,881	556,723	426,794	123,900	19,35,540	22,63,343	24,50,099	10,09,559	2,97,598
<i>" Pacific "</i>	..	1,519	845	903	50	..	5,933	3,175	3,360	210
Panama	1,200	..	..	168	..	2,000	..	..	2,500	..
Other Foreign Countries	432	..	316	295	140	855	..	960	1,800	1,100
<b>TOTAL FOREIGN COUNTRIES</b>	<b>752,346</b>	<b>781,049</b>	<b>849,612</b>	<b>631,800</b>	<b>274,289</b>	<b>30,80,166</b>	<b>34,94,493</b>	<b>35,30,035</b>	<b>22,94,706</b>	<b>7,44,425</b>

No. 15—continued

ARTICLES, AND COUNTRIES OF FINAL DESTINATION; ALSO SHARE OF EACH PROVINCE	QUANTITY					VALUE				
	1927-28	1928-29	1929-30	1930-31	1931-32	1927-28	1928-29	1929-30	1930-31	1931-32
	Lbs.	Lbs.	Lbs.	Lbs.	Lbs.	R	R	R	R	R
<i>Textiles—continued</i>										
<i>Wool—continued</i>										
<i>MANUFACTURES—continued</i>										
<i>Other sorts (III, T)—continued</i>										
Share of Bengal . . . . .	4,671	14,641	14,930	2,224	1,915	23,104	47,127	43,339	3,853	3,932
„ Bombay . . . . .	1,383,038	1,307,469	741,246	406,353	601,248	46,97,618	36,39,129	20,25,309	10,69,613	15,46,980
„ Sind . . . . .	834,632	1,030,554	1,198,462	828,226	541,849	37,10,746	49,95,915	63,39,255	29,94,539	14,44,755
„ Madras . . . . .	1,310	1,581	15,129	433	835	1,634	3,296	31,690	1,172	2,190
„ Burma . . . . .	4,375	6,013	933	7,998	1,311	34,223	5,808	3,743	5,608	2,122
TOTAL . . . . .	2,228,026	2,360,561	1,970,700	1,445,234	1,150,158	83,67,324	86,91,275	74,43,388	40,74,755	29,99,979
<i>Total value of Woollen</i>										
<i>Manufactures—</i>										
United Kingdom . . . . .	—	—	—	—	—	51,88,373	50,76,161	37,48,649	17,40,823	21,88,447
Malta and Gozo . . . . .	—	—	—	—	—	..	1,200	2,270	..	..
Gibraltar . . . . .	—	—	—	—	—	2,400	..	..	..	200
Palestine . . . . .	—	—	—	—	—	18,030	7,600	8,150	11,072	34,239
Aden and Dependencies . . . . .	—	—	—	—	—	13,428	10,872	12,641	7,860	5,170
Bahrain Islands . . . . .	—	—	—	—	—	11,808	33,853	41,408	3,933	5,165
Ceylon . . . . .	—	—	—	—	—	69,004	30,208	30,500	6,397	10,248
Straits Settlements (including Labuan) . . . . .	—	—	—	—	—	12,879	7,757	8,300	3,345	1,007
Hongkong . . . . .	—	—	—	—	—	480	1,599	1,710	5,585	2,181
Cape of Good Hope . . . . .	—	—	—	—	—	1,200	..	1,480	..	3,280
Natal . . . . .	—	—	—	—	—	4,022	895	11,830	2,886	4,375
Zanzibar and Pemba . . . . .	—	—	—	—	—	11,980	8,786	14,665	5,205	2,750
Kenya Colony . . . . .	—	—	—	—	—	23,005	60,915	44,874	35,405	16,106
Tanganyika Territory . . . . .	—	—	—	—	—	12,290	9,707	12,030	6,225	450
Anglo-Egyptian Sudan . . . . .	—	—	—	—	—	1,000	4,622	600	..	..
Mauritius and Dependencies . . . . .	—	—	—	—	—	6,886	..	540	480	515
Canada—										
Via Atlantic Coast . . . . .	—	—	—	—	—	17,183	57,877	66,830	6,430	11,442
„ Pacific „ . . . . .	—	—	—	—	—	1,107	..	..	..	..
Western Australia . . . . .	—	—	—	—	—	..	..	..	40	..
South Australia (including Northern Territory) . . . . .	—	—	—	—	—	..	600	..	..	..
Victoria . . . . .	—	—	—	—	—	475	2,170	697	..	..
New South Wales . . . . .	—	—	—	—	—	15,565	550	30,005	320	..
Australian Commonwealth (Total) . . . . .	—	—	—	—	—	16,040	3,320	30,702	360	..
Other British Possessions . . . . .	—	—	—	—	—	1,550	34	100	465	774
TOTAL BRITISH EMPIRE . . . . .	—	—	—	—	—	64,08,155	58,14,966	40,87,681	18,36,581	22,95,349
Sweden . . . . .	—	—	—	—	—	100	2,765	1,530	..	24,470
Norway . . . . .	—	—	—	—	—	..	1,800	..	..	500
Germany . . . . .	—	—	—	—	—	38,674	35,145	52,565	2,45,019	8,047
Netherlands . . . . .	—	—	—	—	—	33,526	46,951	2,150	4,100	14,316
Belgium . . . . .	—	—	—	—	—	1,400	23,610	9,075	1,000	2,440
France . . . . .	—	—	—	—	—	1,49,870	4,82,423	3,08,318	16,645	33,752
Spain . . . . .	—	—	—	—	—	..	..	..	..	1,000
Switzerland . . . . .	—	—	—	—	—	3,875	1,000	13,672	1,600	7,189
Italy . . . . .	—	—	—	—	—	13,295	32,539	2,02,595	1,43,888	62,306
Austria . . . . .	—	—	—	—	—	..	..	..	3,000	16,410
Greece . . . . .	—	—	—	—	—	1,012	29,560	38,200	..	..
Turkey, European . . . . .	—	—	—	—	—	5,74,088	3,62,976	1,82,008	1,12,000	1,85,771
Turkey, Asiatic . . . . .	—	—	—	—	—	..	..	..	75	1,000
Afghanistan . . . . .	—	—	—	—	—	..	..	..	..	2,570
Syria . . . . .	—	—	—	—	—	50,200	53,670	38,135	17,740	30,463
Mascat Territory and Trucial Oman . . . . .	—	—	—	—	—	3,751	12,945	16,040	1,850	3,738
Other Native States in Arabia . . . . .	—	—	—	—	—	9,315	13,315	33,657	17,210	9,510
Iraq . . . . .	—	—	—	—	—	29,415	38,335	19,820	2,738	6,050
Persia . . . . .	—	—	—	—	—	1,35,807	1,98,833	1,31,516	20,043	20,751
Samatia . . . . .	—	—	—	—	—	..	1,300	..	1,500	..
Java . . . . .	—	—	—	—	—	11,360	5,449	5,875	2,750	6,070
Celebes and other Islands . . . . .	—	—	—	—	—	..	3,352	..	..	..
Siam . . . . .	—	—	—	—	—	50	22,796	860	..	..
Indo-China (including Cochiu- China, Cambodia, Annam, Tonkin and French leased Territories in China) . . . . .	—	—	—	—	—	..	1,050	..	..	..
Philippine Islands and Guam China (exclusive of Hongkong and Macao) . . . . .	—	—	—	—	—	10,353	1,200	3,783	2,000	3,491
Japan . . . . .	—	—	—	—	—	12,401	5,965	1,860	24,739	2,098
	—	—	—	—	—	11,000	11,040	2,420	4,393	..

GENERAL EXPORTS

( 1000 )

FOREIGN MERCHANDISE

No. 15—continued

ARTICLES, AND COUNTRIES OF FINAL DESTINATION; ALSO SHARE OF EACH PROVINCE	QUANTITY					VALUE				
	1927-28	1928-29	1929-30	1930-31	1931-32	1927-28	1928-29	1929-30	1930-31	1931-32
<b>Textiles—concluded</b>						R	R	R	R	R
Wool—concluded										
MANUFACTURES—concluded										
Total value of Woollen Manufactures—continued										
Egypt	—	—	—	—	—	1,93,230	1,27,602	1,77,851	1,00,408	52,685
Algeria	—	—	—	—	—	6,432	3,142	2,590	5,608	6,771
Portuguese East Africa	—	—	—	—	—	—	1,600	850	1,950	4,173
Italian East Africa (Somaliland and Eritrea)	—	—	—	—	—	—	1,780	1,510	410	200
French Somaliland	—	—	—	—	—	—	—	—	—	—
United States of America—Vid Atlantic Coast	—	—	—	—	—	19,35,546	22,68,375	24,50,098	10,09,559	2,97,783
„ Pacific „	—	—	—	—	—	—	5,933	3,175	3,360	210
PADAMA	—	—	—	—	—	2,000	—	—	2,500	—
Other Foreign Countries	—	—	—	—	—	835	—	100	800	100
<b>TOTAL FOREIGN COUNTRIES</b>						32,33,537	37,82,237	37,16,000	23,45,905	8,03,801
Share of Bengal	—	—	—	—	—	23,794	51,922	43,389	8,797	3,932
„ Bombay	—	—	—	—	—	48,48,414	39,78,091	23,12,635	11,59,015	16,19,643
„ Sind	—	—	—	—	—	37,33,215	60,22,982	53,59,544	30,04,269	14,48,794
„ Madras	—	—	—	—	—	1,634	4,870	33,279	1,172	2,196
„ Burma	—	—	—	—	—	34,635	39,388	4,843	9,233	15,585
<b>TOTAL</b>						86,41,692	90,97,253	77,53,600	41,82,486	30,89,150
Total value of Wool and Woollens						1,75,81,912	1,85,35,789	1,42,68,131	70,34,266	67,62,910
Other textiles—Raw (II. Q)—	Cwts.	Cwts.	Cwts.	Cwts.	Cwts.					
Total Foreign Countries	..	..	..	..	..	..	40	..	..	..
Share of Burma	..	..	..	..	..	..	40	..	..	..
Manufactures (III. U)—										
United Kingdom	—	—	—	—	—	5,536	75,676	13,729	70,933	14,095
Aden and Dependencies	—	—	—	—	—	43,691	18,125	59,750	38,047	62,303
Bahrain Islands	—	—	—	—	—	19,068	66,682	79,439	8,605	43,632
Ceylon	—	—	—	—	—	2,30,600	37,715	52,208	48,046	86,341
Straits Settlements (including Labuan)	—	—	—	—	—	13,745	2,123	3,304	1,801	73
Federated Malaya States	—	—	—	—	—	6,444	1,900	..	54	..
Natal	—	—	—	—	—	2,550	..	2,250	98	..
Zanzibar and Pemba	—	—	—	—	—	35,555	19,965	59,885	20,638	5,085
Kenya Colony	—	—	—	—	—	33,556	1,40,895	1,22,484	40,164	55,350
Tanganyika Territory	—	—	—	—	—	42,739	35,544	60,809	29,546	3,465
Anglo-Egyptian Sudan	—	—	—	—	—	..	3,635	..	3,380	33,572
Mauritius and Dependencies	—	—	—	—	—	20,466	475	893	10,630	75,993
Seychelles	—	—	—	—	—	3,900	7,280	3,350	750	3,130
Victoria	—	—	—	—	—	..	..	..	..	..
New South Wales	—	—	—	—	—	..	..	3,425	..	..
Australian Commonwealth (Total)	—	—	—	—	—	..	..	3,425	..	950
New Zealand (including Nauru and British Samoa)	—	—	—	—	—	..	..	2,000	..	950
Fiji Islands	—	—	—	—	—	..	..	..	..	..
Other British Possessions	—	—	—	—	—	..	700	1,945	7,297	3,010
<b>TOTAL BRITISH EMPIRE</b>						4,85,298	4,52,465	4,65,829	2,70,321	3,94,686
Germany	—	—	—	—	—	2,931	3,700	3,628	8,730	..
Netherlands	—	—	—	—	—	1,400	29,700	..	..	..
Switzerland	—	—	—	—	—	..	14,900	6,722	..	..
France	—	—	—	—	—	..	..	1,540	18,368	1,26,500
Italy	—	—	—	—	—	3,525	5,134	702	1,350	100
Maskat Territory and Trucial Oman	—	—	—	—	—	2,670	10,940	11,800	1,002	17,830
Other Native States in Arabia	—	—	—	—	—	37,693	24,050	54,014	4,635	18,445
Afghanistan	—	—	—	—	—	..	..	..	..	4,611
Iraq	—	—	—	—	—	20,763	12,701	28,115	10,195	4,50,382
Persia	—	—	—	—	—	97,179	1,26,183	1,98,500	1,16,076	5,712
Java	—	—	—	—	—	..	16,200	7,500	5,600	..
Siam	—	—	—	—	—	..	1,472	62	57	..
Celebes and other Islands	—	—	—	—	—	..	1,230	..	..	..
China (exclusive of Hongkong and Macao)	—	—	—	—	—	2,37,875	97,949	..	314	28,125
Japan	—	—	—	—	—	..	7,577	1,322	1,518	1,750
Egypt	—	—	—	—	—	..	8,795	..	595	4,000
Portuguese East Africa	—	—	—	—	—	38,315	15,720	21,055	12,330	15,495
Italian East Africa (Somaliland and Eritrea)	—	—	—	—	—	..	1,715	750	..	450
United States of America—Vid Atlantic Coast	—	—	—	—	—	4,911	500	16,924	1,700	1,350
Other Foreign Countries	—	—	—	—	—	875	75	..	2,900	..
<b>TOTAL FOREIGN COUNTRIES</b>						4,48,137	3,78,541	3,52,724	1,81,268	6,69,860
Share of Bengal	—	—	—	—	—	..	4,972	6,161	30,422	250
„ Bombay	—	—	—	—	—	3,84,390	7,69,075	7,83,655	3,58,003	9,03,017
„ Sind	—	—	—	—	—	44,045	51,436	20,784	22,816	6,095
„ Madras	—	—	—	—	—	..	1,900	..	39,362	1,51,589
„ Burma	—	—	—	—	—	..	3,673	7,953	981	595
<b>TOTAL</b>						9,28,435	8,31,006	8,18,553	4,51,584	10,64,546
Total value of Textiles, Raw Materials						1,84,60,467	1,03,60,375	84,81,412	30,28,271	38,67,150
Total value of Yarns and Textile Fabrics						3,43,92,774	1,99,50,196	1,76,28,671	1,07,97,927	91,53,402
Total value of Textiles, Raw and Manufactures						3,78,43,241	3,03,00,571	2,60,10,083	1,37,56,198	1,30,20,552



No. 15—continued

ARTICLES, AND COUNTRIES OF FINAL DESTINATION; ALSO SHARE OF EACH PROVINCE	QUANTITY					VALUE				
	1927-28	1928-29	1929-30	1930-31	1931-32	1927-28	1928-29	1929-30	1930-31	1931-32
<b>Tobacco—</b>										
<b>Unmanufactured (I. J)—</b>	Lbs.	Lbs.	Lbs.	Lbs.	Lbs.	R	R	R	R	R
United Kingdom . . . . .	3,120	13,344	..	..	..	2,750	13,477	..	..	..
Straits Settlements (including Labuan) . . . . .	..	2,400	..	..	..	..	1,800	..	..	..
Other British Possessions . . . . .	174	..	..	..	..	262	..	..	..	..
<b>TOTAL BRITISH EMPIRE</b>	<b>3,294</b>	<b>16,344</b>	<b>..</b>	<b>..</b>	<b>..</b>	<b>3,012</b>	<b>15,277</b>	<b>..</b>	<b>..</b>	<b>..</b>
<b>Russia—</b>										
Northern Russia . . . . .	..	..	1,021	..	..	..	..	5,054	..	..
Egypt . . . . .	..	..	466	1,222	..	..	..	243	2,749	..
<b>United States of America</b>										
Vid Atlantic Coast . . . . .	..	..	..	..	2,145	..	..	..	..	1,599
<b>Other Foreign Countries</b>										
.. . . .	..	226	145	847	344	..	210	350	792	462
<b>TOTAL FOREIGN COUNTRIES</b>	<b>..</b>	<b>226</b>	<b>1,632</b>	<b>2,069</b>	<b>2,489</b>	<b>..</b>	<b>210</b>	<b>6,247</b>	<b>3,541</b>	<b>2,061</b>
<i>Share of Bengal</i> . . . . .	3,120	5,844	..	..	..	2,750	7,977	..	..	..
„ <i>Bombay</i> . . . . .	..	..	1,632	1,222	..	..	..	6,247	2,766	..
„ <i>Sind</i> . . . . .	..	..	..	..	2,145	..	..	..	..	1,599
„ <i>Madras</i> . . . . .	174	2,226	..	837	344	262	5,710	..	775	462
„ <i>Burma</i> . . . . .	..	2,400	..	..	..	..	1,800	..	..	..
<b>TOTAL</b>	<b>3,294</b>	<b>16,470</b>	<b>1,632</b>	<b>2,069</b>	<b>2,489</b>	<b>3,012</b>	<b>15,487</b>	<b>6,247</b>	<b>3,541</b>	<b>2,061</b>
<b>Manufactured (I. J)—</b>	Lbs.	Lbs.	Lbs.	Lbs.	Lbs.					
United Kingdom . . . . .	10,972	6,690	15,414	4,499	7,198	31,588	40,261	48,265	13,524	23,100
Aden and Dependencies . . . . .	2,338	2,534	2,939	981	3,127	3,386	7,343	10,186	4,685	9,210
Bahrain Islands . . . . .	109	23	3	..	754	294	82	18	..	1,014
Ceylon . . . . .	1,552	389	1,514	861	470	9,706	1,246	6,269	2,345	4,284
Straits Settlements (including Labuan) . . . . .	1,950	12,830	4,113	2,838	2,835	3,347	9,640	9,527	8,908	2,836
Hongkong . . . . .	..	496	134	552	150	..	2,200	245	1,703	500
Natal . . . . .	115	..	..	396	71	4,213	..	..	1,582	550
Zanzibar and Pemba . . . . .	..	828	186	122	441	..	3,600	825	150	884
Kenya Colony . . . . .	..	..	253	..	..	..	..	1,231	..	..
Seychelles . . . . .	1,098	..	..	30	..	7,850	..	..	153	..
Western Australia . . . . .	88	..	..	..	..	209	..	..	..	..
South Australia (including Northern Territory) . . . . .	65	..	..	..	..	160	..	..	..	..
Tasmania . . . . .	150	100	..	..	..	1,200	800	..	..	..
New South Wales . . . . .	154	102	45	..	..	331	397	101	..	..
Queensland . . . . .	242	..	..	..	..	643	..	..	..	..
<i>Australian Commonwealth (Total)</i> . . . . .	<i>679</i>	<i>202</i>	<i>45</i>	<i>..</i>	<i>..</i>	<i>2,633</i>	<i>1,197</i>	<i>101</i>	<i>..</i>	<i>..</i>
New Zealand (including Nauru and British Samoa) . . . . .	765	510	379	..	104	2,554	1,382	1,045	..	321
Other British Possessions . . . . .	413	..	..	..	..	958	..	10	..	..
<b>[TOTAL BRITISH EMPIRE]</b>	<b>20,041</b>	<b>24,552</b>	<b>24,981</b>	<b>10,279</b>	<b>15,195</b>	<b>71,679</b>	<b>67,451</b>	<b>77,722</b>	<b>83,050</b>	<b>43,649</b>
Netherlands . . . . .	2,559	4,605	1,500	..	..	5,306	9,009	2,587	..	..
Greece . . . . .	..	..	292	..	..	..	..	1,347	..	..
Muscat Territory and Trucial Oman . . . . .	1,203	4,435	2,324	813	595	5,440	20,549	12,672	4,356	4,002
Iraq . . . . .	1,560	150	..	380	24	12,368	800	..	1,460	254
Persia . . . . .	607	799	176	608	92	5,402	2,326	1,170	3,774	692
Java . . . . .	..	240	..	120	..	..	1,337	..	310	..
Siam . . . . .	..	..	..	558	..	..	..	..	4,822	..
China (exclusive of Hong- kong and Macao) . . . . .	..	..	17	1,500	1,912	..	..	276	7,500	8,720
Egypt . . . . .	743	..	159	16	1,664	2,335	..	635	40	3,780
Other Foreign Countries . . . . .	242	1,492	79	112	77	1,123	1,793	423	294	250
<b>TOTAL FOREIGN COUNTRIES</b>	<b>7,039</b>	<b>11,731</b>	<b>5,047</b>	<b>4,052</b>	<b>4,364</b>	<b>32,039</b>	<b>33,374</b>	<b>19,115</b>	<b>22,556</b>	<b>17,698</b>
<i>Share of Bengal</i> . . . . .	<i>3,697</i>	<i>4,012</i>	<i>11,902</i>	<i>10,351</i>	<i>3,600</i>	<i>7,613</i>	<i>15,029</i>	<i>27,734</i>	<i>37,359</i>	<i>5,554</i>
„ <i>Bombay</i> . . . . .	<i>7,434</i>	<i>3,710</i>	<i>4,867</i>	<i>2,309</i>	<i>6,508</i>	<i>44,459</i>	<i>44,106</i>	<i>21,527</i>	<i>10,373</i>	<i>27,434</i>
„ <i>Sind</i> . . . . .	<i>1,438</i>	<i>3,469</i>	<i>5,526</i>	<i>982</i>	<i>2,170</i>	<i>6,334</i>	<i>16,965</i>	<i>26,562</i>	<i>5,710</i>	<i>10,439</i>
„ <i>Madras</i> . . . . .	<i>12,823</i>	<i>6,776</i>	<i>4,100</i>	<i>536</i>	<i>7,050</i>	<i>42,345</i>	<i>16,305</i>	<i>12,058</i>	<i>1,453</i>	<i>17,595</i>
„ <i>Burma</i> . . . . .	<i>1,686</i>	<i>13,306</i>	<i>3,633</i>	<i>153</i>	<i>231</i>	<i>2,862</i>	<i>11,860</i>	<i>3,376</i>	<i>300</i>	<i>325</i>
<b>TOTAL</b>	<b>27,080</b>	<b>36,273</b>	<b>30,028</b>	<b>14,331</b>	<b>19,559</b>	<b>1,03,618</b>	<b>1,03,265</b>	<b>96,837</b>	<b>55,606</b>	<b>61,347</b>
<b>TOTAL TOBACCO</b>	<b>Lbs. 30,374</b>	<b>Lbs. 52,743</b>	<b>Lbs. 31,660</b>	<b>Lbs. 16,400</b>	<b>Lbs. 22,643</b>	<b>1,03,630</b>	<b>1,13,752</b>	<b>1,03,034</b>	<b>59,147</b>	<b>63,403</b>

GENERAL EXPORTS

( 1002 )

FOREIGN MERCHANDISE

No. 15—continued

ARTICLES, AND COUNTRIES OF FINAL DESTINATION; ALSO SHARE OF EACH PROVINCE	QUANTITY					VALUE				
	1927-28	1928-29	1929-30	1930-31	1931-32	1927-28	1928-29	1929-30	1930-31	1931-32
						R	R	R	R	R
<b>Toys and Requisites for Games and Sports (including Fishing Tackle, other than Fire-arms) (III. V)—</b>										
United Kingdom . . . . .	—	—	—	—	—	20,406	30,023	18,644	52,485	18,963
Aden and Dependences . . . . .	—	—	—	—	—	768	728	220	..	2,998
Bahrain Islands . . . . .	—	—	—	—	—	4,612	2,639	1,637	442	262
Ceylon . . . . .	—	—	—	—	—	13,107	1,137	4,006	1,634	956
Straits Settlements (including Labuan) . . . . .	—	—	—	—	—	2,637	9,016	8,014	1,532	666
Federated Malay States . . . . .	—	—	—	—	—	25	4	22,852	..	100
Hongkong . . . . .	—	—	—	—	—	1,201	..	..	..	200
Cape of Good Hope . . . . .	—	—	—	—	—	2,716	200	1,220	50	4,339
Natal . . . . .	—	—	—	—	—	1,910	252	2,279	106	5,033
Zanzibar and Pemba . . . . .	—	—	—	—	—	1,800	150	80	100	416
Kenya Colony . . . . .	—	—	—	—	—	6,308	3,863	741	1,502	3,288
Tanganyika Territory . . . . .	—	—	—	—	—	1,520	825	820	1,365	160
Anglo-Egyptian Sudan . . . . .	—	—	—	—	—	25	..	..	..	1,776
Mauritius and Dependencies . . . . .	—	—	—	—	—	660	50	4,530	165	120
<b>Canada—</b>										
<i>Via Pacific Coast</i> . . . . .	—	—	—	—	—	..	2,796	..	..	316
Western Australia . . . . .	—	—	—	—	—	1,336	1,773	230	..	..
South Australia (including Northern Territory) . . . . .	—	—	—	—	—	394	417	361	..	..
Victoria . . . . .	—	—	—	—	—	1,960	5	..	440	..
Tasmania . . . . .	—	—	—	—	—	..	..	..	45	..
New South Wales . . . . .	—	—	—	—	—	3,525	4,336	906	6,632	200
Queensland . . . . .	—	—	—	—	—	..	751	..	..	..
Australian Commonwealth (Total) . . . . .	—	—	—	—	—	7,217	7,232	1,547	7,117	200
New Zealand (including Nauru and British Samoa) . . . . .	—	—	—	—	—	1,096	1,760	921	340	351
Other British Possessions . . . . .	—	—	—	—	—	312	755	630	990	863
<b>TOTAL BRITISH EMPIRE</b>	—	—	—	—	—	<b>75,410</b>	<b>62,384</b>	<b>68,141</b>	<b>67,838</b>	<b>41,019</b>
Finland . . . . .	—	—	—	—	—	..	..	1,060	3,762	..
Norway . . . . .	—	—	—	—	—	..	..	4,600	..	..
Germany . . . . .	—	—	—	—	—	1,790	5,329	2,132	1,168	2,453
France . . . . .	—	—	—	—	—	265	110	1,660	2,018	220
Italy . . . . .	—	—	—	—	—	1,197	675	15	1,605	260
Greece . . . . .	—	—	—	—	—	..	1,275	100	100	..
Native States in Arabia, other than Maskat Territory and Trucial Oman . . . . .	—	—	—	—	—	600	3,175	1,725	303	450
Iraq . . . . .	—	—	—	—	—	5,082	5,342	7,079	2,553	5,031
Persia . . . . .	—	—	—	—	—	10,287	17,671	3,549	1,966	455
Philippine Islands and Guam . . . . .	—	—	—	—	—	..	202	667	1,959	..
China (exclusive of Hongkong and Macao) . . . . .	—	—	—	—	—	1,152	312	235	211	4,699
Japan . . . . .	—	—	—	—	—	78	1,575	..	2,526	43,214
Egypt . . . . .	—	—	—	—	—	3,460	861	927	1,290	492
Portuguese East Africa . . . . .	—	—	—	—	—	2,731	2,254	3,834	2,902	1,941
United States of America— <i>Via Atlantic Coast</i> . . . . .	—	—	—	—	—	..	..	..	..	..
<i>" Pacific "</i> . . . . .	—	—	—	—	—	3,371	7,425	5,559	4,319	1,301
Chile (including the Pacific Coast of Patagonia) . . . . .	—	—	—	—	—	..	..	..	..	50
Other Foreign Countries . . . . .	—	—	—	—	—	..	1,307	..	..	..
<b>TOTAL FOREIGN COUNTRIES</b>	—	—	—	—	—	<b>33,125</b>	<b>2,519</b>	<b>2,025</b>	<b>906</b>	<b>793</b>
<b>TOTAL</b>	—	—	—	—	—	<b>1,08,535</b>	<b>1,12,474</b>	<b>1,03,248</b>	<b>95,522</b>	<b>1,02,968</b>
<i>Stars of Bengal</i> . . . . .	—	—	—	—	—	19,175	28,412	7,078	22,733	20,668
<i>" Bombay</i> . . . . .	—	—	—	—	—	74,267	67,332	49,553	30,090	75,377
<i>" Sind</i> . . . . .	—	—	—	—	—	9,800	14,128	16,722	30,731	4,807
<i>" Madras</i> . . . . .	—	—	—	—	—	1,630	1,430	1,139	2,974	517
<i>" Burma</i> . . . . .	—	—	—	—	—	3,776	3,166	23,700	2,914	1,099

No. 15—continued

ARTICLES, AND COUNTRIES OF FINAL DESTINATION; ALSO SHARE OF EACH PROVINCE	QUANTITY					VALUE				
	1927-28	1928-29	1929-30	1930-31	1931-32	1927-28	1928-29	1929-30	1930-31	1931-32
<b>Umbrellas (including Parasols and Sunshades) (III. V) —</b>	No.	No.	No.	No.	No.	R	R	R	R	R
United Kingdom . . . . .	12	..	4,280	8	4	80	..	7,400	44	35
Bahrain Islands . . . . .	..	4,920	2,640	480	..	..	8,800	6,800	800	..
Ceylon . . . . .	16,664	23,420	24,284	7,078	3,333	42,900	63,690	47,675	12,925	4,765
Natal . . . . .	480	3,920	1,260	228	2,748	600	4,300	3,050	650	5,100
Zanzibar and Pemba . . . . .	4,872	7,008	780	876	..	7,000	10,545	950	1,100	..
Kenya Colony . . . . .	19,576	17,300	7,994	188	..	32,725	25,250	11,200	850	..
Tanganyika Territory . . . . .	26,128	36,928	2,250	1,200	240	35,175	43,675	2,800	1,500	800
Other British Possessions . . . . .	600	244	115	36	242	1,150	515	390	300	605
<b>TOTAL BRITISH EMPIRE</b>	<b>68,332</b>	<b>93,740</b>	<b>43,583</b>	<b>10,037</b>	<b>6,570</b>	<b>1,19,580</b>	<b>1,56,775</b>	<b>79,755</b>	<b>17,069</b>	<b>10,805</b>
<b>Maskat Territory and Trucial Oman</b>	<b>216</b>	<b>1,200</b>	<b>180</b>	<b>..</b>	<b>12</b>	<b>1,000</b>	<b>2,100</b>	<b>600</b>	<b>..</b>	<b>15</b>
<b>Other Native States in Arabia</b>	<b>840</b>	<b>1,284</b>	<b>609</b>	<b>144</b>	<b>..</b>	<b>1,850</b>	<b>3,348</b>	<b>1,018</b>	<b>800</b>	<b>..</b>
<b>Iraq</b>	<b>120</b>	<b>1,887</b>	<b>96</b>	<b>..</b>	<b>186</b>	<b>200</b>	<b>4,255</b>	<b>820</b>	<b>..</b>	<b>125</b>
<b>Persia</b>	<b>500</b>	<b>1,908</b>	<b>816</b>	<b>..</b>	<b>..</b>	<b>1,505</b>	<b>4,170</b>	<b>1,658</b>	<b>..</b>	<b>..</b>
<b>Portuguese East Africa</b>	<b>13,200</b>	<b>29,120</b>	<b>18,852</b>	<b>18,872</b>	<b>6,204</b>	<b>25,200</b>	<b>38,940</b>	<b>17,058</b>	<b>20,110</b>	<b>6,300</b>
<b>Other Foreign Countries</b>	<b>96</b>	<b>..</b>	<b>408</b>	<b>..</b>	<b>36</b>	<b>200</b>	<b>..</b>	<b>535</b>	<b>..</b>	<b>72</b>
<b>TOTAL FOREIGN COUNTRIES</b>	<b>14,972</b>	<b>35,459</b>	<b>15,961</b>	<b>19,016</b>	<b>6,483</b>	<b>29,955</b>	<b>52,802</b>	<b>21,187</b>	<b>20,410</b>	<b>6,512</b>
<b>Share of Bengal</b>	<b>..</b>	<b>..</b>	<b>307</b>	<b>1,236</b>	<b>3,300</b>	<b>..</b>	<b>..</b>	<b>410</b>	<b>1,900</b>	<b>4,720</b>
" <b>Bombay</b>	<b>32,920</b>	<b>129,195</b>	<b>37,011</b>	<b>22,032</b>	<b>9,559</b>	<b>1,48,895</b>	<b>2,09,565</b>	<b>60,572</b>	<b>25,310</b>	<b>12,495</b>
" <b>Sind</b>	<b>..</b>	<b>..</b>	<b>..</b>	<b>..</b>	<b>12</b>	<b>..</b>	<b>..</b>	<b>..</b>	<b>..</b>	<b>15</b>
" <b>Madras</b>	<b>..</b>	<b>..</b>	<b>21,818</b>	<b>5,782</b>	<b>..</b>	<b>..</b>	<b>..</b>	<b>39,425</b>	<b>10,825</b>	<b>..</b>
" <b>Burma</b>	<b>384</b>	<b>4</b>	<b>408</b>	<b>3</b>	<b>37</b>	<b>640</b>	<b>15</b>	<b>535</b>	<b>44</b>	<b>87</b>
<b>TOTAL</b>	<b>83,304</b>	<b>129,199</b>	<b>59,544</b>	<b>29,053</b>	<b>13,008</b>	<b>1,49,535</b>	<b>2,09,583</b>	<b>1,00,942</b>	<b>38,079</b>	<b>17,317</b>
<b>Vehicles (excluding Locomotives, etc., for Railways) —</b>										
<b>Carriages and carts (including Railway carriages) and parts thereof (III. P) —</b>										
United Kingdom . . . . .	..	..	..	..	..	2,06,190	2,28,400	1,74,201	2,77,477	2,77,814
Bahrain Islands . . . . .	..	..	..	..	..	..	80	250	8,694	50
Ceylon . . . . .	..	..	..	..	..	50,669	60,957	43,936	41,845	15,704
Straits Settlements (including Labuan) . . . . .	..	..	..	..	..	56,667	23,336	31,487	13,309	25,442
Federated Malay States . . . . .	..	..	..	..	..	4,100	..	80	749	2,500
Hongkong . . . . .	..	..	..	..	..	35,500	790	600	..	1,500
Cape of Good Hope . . . . .	..	..	..	..	..	..	..	1,500	..	..
Natal . . . . .	..	..	..	..	..	..	250	15,000	..	1,531
Kenya Colony . . . . .	..	..	..	..	..	6,337	745	2,380	800	..
Western Australia . . . . .	..	..	..	..	..	..	9,900	..	..	..
South Australia (including Northern Territory) . . . . .	..	..	..	..	..	..	600	..	..	..

GENERAL EXPORTS

( 1004 )

FOREIGN MERCHANDISE

No. 15—continued

ARTICLES, AND COUNTRIES OF FINAL DESTINATION; ALSO SHARE OF EACH PROVINCE	QUANTITY					VALUE				
	1927-28	1928-29	1929-30	1930-31	1931-32	1927-28	1928-29	1929-30	1930-31	1931-32
						R	R	R	R	R
<b>Vehicles (excluding Locomotives, etc., for Railways)—continued</b>										
<i>Carriages and carts (including railway carriages) and parts thereof (III. P)—continued</i>										
New South Wales . . . . .	—	—	—	—	—	..	..	4,900	..	3,000
Australian Commonwealth (Total) . . . . .	—	—	—	—	—	..	10,500	4,900	..	3,000
New Zealand . . . . .	—	—	—	—	—	..	..	1,500	..	..
Other British Possessions . . . . .	—	—	—	—	—	..	720	..	..	..
<b>TOTAL BRITISH EMPIRE</b>	—	—	—	—	—	3,50,518	3,22,078	2,70,474	3,42,074	3,27,571
Sweden . . . . .	—	—	—	—	—	..	..	..	3,037	..
Denmark . . . . .	—	—	—	—	—	..	3,000	..	..	..
Germany . . . . .	—	—	—	—	—	9,807	8,836	..	10,538	5,209
Netherlands . . . . .	—	—	—	—	—	120	..	..	1,000	..
Belgium . . . . .	—	—	—	—	—	4,465	5,000	2,982	..	880
France . . . . .	—	—	—	—	—	3,890	11,095	9,080	46,694	8,559
Italy . . . . .	—	—	—	—	—	2,000	11,896	14,910	4,058	3,200
Turkey, European . . . . .	—	—	—	—	—	..	..	1,942	..	..
Iraq . . . . .	—	—	—	—	—	2,000	293	..	..	..
Java . . . . .	—	—	—	—	—	..	4,625	1,700	2,874	..
Siam . . . . .	—	—	—	—	—	7,800	800	17,200	..	..
Philippine Islands and Guam . . . . .	—	—	—	—	—	..	..	..	..	3,341
China (exclusive of Hongkong and Macao) . . . . .	—	—	—	—	—	2,710	9,385	3,745	10	10
Japan . . . . .	—	—	—	—	—	..	670	1,109	1,013	3,668
United States of America—										
<i>Via Atlantic Coast.</i> . . . . .	—	—	—	—	—	6,256	9,829	62,410	29,020	4,532
<i>" Pacific "</i> . . . . .	—	—	—	—	—	2,200	..	..	..	145
<i>Argentine Republic (including the Atlantic Coast of Patagonia)</i> . . . . .	—	—	—	—	—	..	4,000	..	..	..
Other Foreign Countries . . . . .	—	—	—	—	—	300	1,188	485	500	..
<b>TOTAL FOREIGN COUNTRIES</b>	—	—	—	—	—	41,468	70,367	1,10,413	99,034	28,134
<i>Share of Bengal</i> . . . . .	—	—	—	—	—	1,69,467	1,97,694	3,20,670	2,68,415	2,66,354
<i>" Bombay</i> . . . . .	—	—	—	—	—	13,957	7,453	20,355	2,185	5,310
<i>" Sind</i> . . . . .	—	—	—	—	—	2,040	130	160	..	200
<i>" Madras</i> . . . . .	—	—	—	—	—	1,00,509	82,012	24,328	29,920	175
<i>" Burma</i> . . . . .	—	—	—	—	—	1,15,018	1,05,876	1,18,084	1,41,788	83,166
<b>TOTAL</b>	—	—	—	—	—	4,00,931	3,63,045	3,92,887	4,42,308	3,55,705
<b>Ships, parts of (including Launches and Boats) (III. P)—</b>										
United Kingdom . . . . .	—	—	—	—	—	800	2,460	13,857	6,200	19,570
Bahrain Islands . . . . .	—	—	—	—	—	..	..	6,500	200	..
Ceylon . . . . .	—	—	—	—	—	..	14,000	700	200	..
Mauritius and Dependencies . . . . .	—	—	—	—	—	..	..	3,047	..	..
Other British Possessions . . . . .	—	—	—	—	—	300	200	20	154	..
<b>TOTAL BRITISH EMPIRE</b>	—	—	—	—	—	1,100	16,660	24,124	6,754	19,570
Italy . . . . .	—	—	—	—	—	9,000	..	..	..	..
Native States in Arabia other than Maskat Territory and Trucial Oman . . . . .	—	—	—	—	—	..	..	..	24,021	..
Fersia . . . . .	—	—	—	—	—	..	50	..	20,700	..
Java . . . . .	—	—	—	—	—	..	1,00,000	..	..	..
United States of America: <i>Via Atlantic Coast</i> . . . . .	—	—	—	—	—	..	300	2,200	270	2,500
Other Foreign Countries . . . . .	—	—	—	—	—	478	..	..	..	688
<b>TOTAL FOREIGN COUNTRIES</b>	—	—	—	—	—	9,478	1,00,350	2,200	45,991	3,183

No. 15—continued

ARTICLES, AND COUNTRIES OF FINAL DESTINATION; ALSO SHARE OF EACH PROVINCE	QUANTITY					VALUE				
	1927-28	1928-29	1929-30	1930-31	1931-32	1927-28	1928-29	1929-30	1930-31	1931-32
						R	R	R	R	R
<b>Vehicles (excluding Locomotives, etc., for Railways)—continued</b>										
<b>SHIPS, parts of (including Launches and Boats) (III. F)—continued</b>										
Share of Bengal . . . . .	—	—	—	—	—	..	1,90,000	15,577	..	20,800
„ Bombay . . . . .	—	—	—	—	—	373	16,660	3,547	25,075	1,543
„ Sind . . . . .	—	—	—	—	—	10,200	350	6,500	21,870	..
„ Madras . . . . .	—	—	—	—	—	..	..	..	200	..
„ Burma . . . . .	—	—	—	—	—	..	..	700	5,500	610
<b>TOTAL</b>	—	—	—	—	—	10,573	1,17,010	26,324	52,645	22,753
<b>Other sorts (III. F)—</b>										
United Kingdom . . . . .	—	—	—	—	—	3,61,640	4,89,992	4,23,113	3,70,230	3,51,272
Aden and Dependencies . . . . .	—	—	—	—	—	10,267	12,108	8,700	3,700	7,567
Malta and Gozo . . . . .	—	—	—	—	—	..	..	4,100	..	..
Bahrain Islands . . . . .	—	—	—	—	—	16,307	14,373	16,883	41,202	9,025
Maldives . . . . .	—	—	—	—	—	3,000	..	..	..	..
Ceylon	—	—	—	—	—	41,242	3,29,397	10,36,030	3,13,024	3,24,332
Straits Settlements (including Labuan) . . . . .	—	—	—	—	—	4,073	6,130	14,117	9,970	4,363
Federated Malay States . . . . .	—	—	—	—	—	..	..	..	..	2,520
Hongkong . . . . .	—	—	—	—	—	..	..	60	2,800	..
Cape of Good Hope . . . . .	—	—	—	—	—	..	..	..	3,189	425
Natal . . . . .	—	—	—	—	—	..	4,837	3,500	29,300	3,999
Zanzibar and Pemba . . . . .	—	—	—	—	—	1,550	2,240	5,600	6,817	11,039
Kenya Colony . . . . .	—	—	—	—	—	1,930	4,142	27,615	21,320	16,292
Tanganyika Territory . . . . .	—	—	—	—	—	5,375	14,572	10,985	18,760	6,615
Anglo-Egyptian Sudan . . . . .	—	—	—	—	—	..	..	2,000	..	..
Seychelles . . . . .	—	—	—	—	—	3,863	1,535	1,681	905	613
Canada— Via Atlantic Coast . . . . .	—	—	—	—	—	..	..	..	25	3,782
Western Australia . . . . .	—	—	—	—	—	9,056	..	..	..	..
Victoria . . . . .	—	—	—	—	—	..	..	1,500	7,036	500
New South Wales Australian Commonwealth (Total) . . . . .	—	—	—	—	—	..	5,000	7,000	..	..
Other British Possessions . . . . .	—	—	—	—	—	..	110	60	..	..
<b>TOTAL BRITISH EMPIRE</b>	—	—	—	—	—	4,59,512	3,84,989	15,61,684	3,27,378	7,44,344
Germany . . . . .	—	—	—	—	—	23,323	3,555	2,445	5,900	1,486
Netherlands . . . . .	—	—	—	—	—	2,300	..	200	2,780	..
Belgium . . . . .	—	—	—	—	—	6,560	3,050	8,120	75	33,350
France . . . . .	—	—	—	—	—	50,810	14,615	86,224	60,425	64,775
Switzerland . . . . .	—	—	—	—	—	..	20,000	..	..	..
Italy . . . . .	—	—	—	—	—	17,332	57,390	76,016	55,422	53,679
Austria . . . . .	—	—	—	—	—	..	2,500	..	..	6,000
Greece . . . . .	—	—	—	—	—	..	..	..	..	1,235
Syria . . . . .	—	—	—	—	—	..	..	..	..	..
Mesopotamian Territory and Trust Oman . . . . .	—	—	—	—	—	4,325	5,325	390	3,301	2,235
Other Native States in Arabia . . . . .	—	—	—	—	—	60,009	3,370	36,775	3,270	..
Iraq . . . . .	—	—	—	—	—	14,427	14,961	21,111	11,588	8,464
Persia . . . . .	—	—	—	—	—	31,747	39,633	1,10,868	74,208	47,208
Java . . . . .	—	—	—	—	—	350	1,02,450	63,950	1,973	24,798
Siam . . . . .	—	—	—	—	—	2,700	1,400	7,443	5,859	3,320
Indo-China (including Cochin-China, etc.) . . . . .	—	—	—	—	—	..	..	..	1,500	635
China (exclusive of Hong- kong and Macao) . . . . .	—	—	—	—	—	..	..	3,000	36,275	5,000
Japan . . . . .	—	—	—	—	—	2,390	..	1,950	4,364	3,432
Egypt . . . . .	—	—	—	—	—	..	2,186	3,785	9,320	13,130
Portuguese East Africa . . . . .	—	—	—	—	—	4,731	2,867	4,140	1,300	2,469
Madagascar . . . . .	—	—	—	—	—	..	..	..	1,200	..
United States of America Via Atlantic Coast . . . . .	—	—	—	—	—	6,530	14,959	17,343	48,971	66,633
„ Pacific „ . . . . .	—	—	—	—	—	44,864	..	26,062	550	7,920
Other Foreign Countries . . . . .	—	—	—	—	—	..	..	425	..	..
<b>TOTAL FOREIGN COUNTRIES</b>	—	—	—	—	—	3,27,338	3,38,261	4,74,747	3,33,781	3,55,409
Share of Bengal . . . . .	—	—	—	—	—	76,144	..	640	15,104	1,464
„ Bombay . . . . .	—	—	—	—	—	6,08,140	3,30,064	17,36,789	3,96,903	3,11,316
„ Sind . . . . .	—	—	—	—	—	91,746	2,12,464	1,98,007	1,42,204	1,11,907
„ Madras . . . . .	—	—	—	—	—	..	29,992	1,00,895	1,06,098	1,72,147
„ Burma . . . . .	—	—	—	—	—	11,315	1,90,800	100	850	3,320
<b>TOTAL</b>	—	—	—	—	—	7,86,856	12,23,350	20,36,431	11,61,159	11,01,353
<b>TOTAL VALUE OF VEHICLES</b>	—	—	—	—	—	11,98,404	17,33,305	24,55,642	16,56,112	14,79,711

GENERAL EXPORTS

( 1006 )

FOREIGN MERCHANDISE

No. 15—continued

ARTICLES, AND COUNTRIES OF FINAL DESTINATION; ALSO SHARE OF EACH PROVINCE	QUANTITY					VALUE				
	1927-28	1928-29	1929-30	1930-31	1931-32	1927-28	1928-29	1929-30	1930-31	1931-32
						R	R	R	R	R
<b>Wax of all kinds (excluding tapers) (II. L.)—</b>										
United Kingdom . . . . .	Cwts. ..	Cwts. 16	Cwts. ..	Cwts. 41	Cwts. ..	..	6,047	..	3,080	..
Ceylon . . . . .	27	2	16	3	..	1,250	200	1,550	120	..
Straits settlements (including Labuan) . . . . .	3	4	16	..	..	125	210	1,884	..	..
Other British Possessions . . . . .	4	22	4	..	2	295	1,370	130	80	110
<b>TOTAL BRITISH EMPIRE</b>	<b>34</b>	<b>44</b>	<b>36</b>	<b>44</b>	<b>2</b>	<b>1,970</b>	<b>7,727</b>	<b>3,564</b>	<b>3,280</b>	<b>110</b>
Germany . . . . .	..	..	47	6	..	..	..	5,523	360	..
United States of America—										
Via Atlantic Coast . . . . .	20	..	..	..	..	2,025	..	..	..	..
Other Foreign Countries . . . . .	1	13	..	..	16	70	667	..	4	980
<b>TOTAL FOREIGN COUNTRIES</b>	<b>21</b>	<b>13</b>	<b>47</b>	<b>6</b>	<b>16</b>	<b>2,095</b>	<b>667</b>	<b>5,523</b>	<b>364</b>	<b>980</b>
Share of Bengal . . . . .	20	..	12	..	..	2,025	..	1,300	..	..
" Bombay . . . . .	36	41	10	9	18	1,740	2,347	530	564	1,090
" Madras . . . . .	..	..	..	41	..	..	..	..	3,030	..
" Burma . . . . .	..	16	61	..	..	..	6,047	7,207	..	..
<b>TOTAL</b>	<b>55</b>	<b>57</b>	<b>83</b>	<b>50</b>	<b>16</b>	<b>3,705</b>	<b>8,394</b>	<b>9,087</b>	<b>3,644</b>	<b>1,000</b>
<b>Wood and Timber—</b>										
<b>WIMBER, other than RAILWAY SLEEPERS—</b>										
<b>Teak (II. B)—</b>										
United Kingdom . . . . .	Cubic tons ..	Cubic tons ..	Cubic tons ..	Cubic tons 23	Cubic tons ..	..	..	..	3,027	..
Aden and Dependencies . . . . .	..	9	..	..	1	..	1,590	..	..	250
Ceylon . . . . .	..	5	6	3	10	50	700	862	250	1,025
Other British Possessions . . . . .	..	..	1	1	..	110	..	100	310	..
<b>TOTAL BRITISH EMPIRE</b>	<b>..</b>	<b>14</b>	<b>7</b>	<b>26</b>	<b>11</b>	<b>160</b>	<b>2,290</b>	<b>962</b>	<b>3,587</b>	<b>1,275</b>
Italy . . . . .	..	..	51	..	..	..	..	11,132	..	..
Syria . . . . .	7	..	..	..	..	2,170	..	..	..	..
Persia . . . . .	186	..	21	..	..	42,747	..	8,834	..	..
Other Foreign Countries . . . . .	..	1	..	..	..	..	220	..	40	..
<b>TOTAL FOREIGN COUNTRIES</b>	<b>143</b>	<b>1</b>	<b>72</b>	<b>..</b>	<b>..</b>	<b>44,917</b>	<b>220</b>	<b>19,966</b>	<b>40</b>	<b>..</b>
Share of Bombay . . . . .	143	16	79	26	11	45,077	2,510	20,923	3,617	1,275
" Sind . . . . .	..	..	..	..	..	..	..	..	10	..
<b>TOTAL</b>	<b>143</b>	<b>15</b>	<b>79</b>	<b>26</b>	<b>11</b>	<b>45,077</b>	<b>2,510</b>	<b>20,923</b>	<b>3,627</b>	<b>1,275</b>

No. 15—continued

ARTICLES, AND COUNTRIES OF FINAL DESTINATION; ALSO SHARE OF EACH PROVINCE	QUANTITY					VALUE				
	1927-28	1928-29	1929-30	1930-31	1931-32	1927-28	1928-29	1929-30	1930-31	1931-32
<b>Wood and Timber—continued</b>						R	R	R	R	R
<b>TIMBER, other than RAILWAY SLEEPERS—continued</b>										
<i>Other kinds of wood and timber (II. B)—</i>										
United Kingdom . . . . .	—	—	—	—	—	500	23,960	15,150	12,040	405
Bahrein Islands . . . . .	—	—	—	—	—	4,004	3,281	2,865	1,657	..
Ceylon . . . . .	—	—	—	—	—	670	5,700	3,130	195	915
Anglo-Egyptian Sudan . . . . .	—	—	—	—	—	200	3,210	850	3,660	1,600
Other British Possessions . . . . .	—	—	—	—	—	..	400	280	240	1,300
<b>TOTAL BRITISH EMPIRE</b>	—	—	—	—	—	5,374	30,551	22,275	17,792	4,220
<b>Maskat Territory and Trucial Oman</b>	—	—	—	—	—	856	3,665	905	2,549	1,123
<b>Other Native States in Arabia</b>	—	—	—	—	—	3,075	1,616	..	258	25
Iraq . . . . .	—	—	—	—	—	200	1,005	1,772	160	..
Persia . . . . .	—	—	—	—	—	7,210	1,519	2,406	4,129	2,015
Egypt . . . . .	—	—	—	—	—	1,750	700	2,030	3,080	..
Other Foreign Countries . . . . .	—	—	—	—	—	100	905	905	150	100
<b>TOTAL FOREIGN COUNTRIES</b>	—	—	—	—	—	13,191	9,590	8,018	10,326	3,268
<b>Share of Bengal</b>	—	—	—	—	—	..	..	11,750	..	400
" Bombay . . . . .	—	—	—	—	—	15,383	39,941	14,569	12,931	3,250
" Sind . . . . .	—	—	—	—	—	2,522	4,325	3,259	3,149	3,958
" Madras . . . . .	—	—	—	—	—	660	1,365	710	12,025	775
" Burma . . . . .	—	—	—	—	—	..	..	5	10	..
<b>TOTAL</b>	—	—	—	—	—	18,565	46,141	30,293	28,118	7,483
<b>MANUFACTURES OF WOOD, other than FURNITURE AND CABINETWARE (III. G)—</b>										
United Kingdom . . . . .	—	—	—	—	—	4,87,430	11,45,931	6,96,190	8,67,353	7,69,209
Aden and Dependencies . . . . .	—	—	—	—	—	46,721	905	1,800	20	220
Bahrein Islands . . . . .	—	—	—	—	—	20	5	1,057	288	736
Ceylon . . . . .	—	—	—	—	—	34,152	1,110	14,102	10,084	20,989
Straits Settlements (including Labuan) . . . . .	—	—	—	—	—	180	115	300	1	1,048
Cape of Good Hope . . . . .	—	—	—	—	—	..	..	1,960	..	..
Zanzibar and Pemba . . . . .	—	—	—	—	—	75	75	1,800	..	270
Canada—	—	—	—	—	—	..	2,549	..	..	..
Via Atlantic Coast . . . . .	—	—	—	—	—	..	1,070	..	..	..
Pacific . . . . .	—	—	—	—	—	..	..	..	..	1,000
New Zealand (including Nauru and Br. Samoa). . . . .	—	—	—	—	—	1,317	1,668	1,400	1,251	104
Other British Possessions . . . . .	—	—	—	—	—	..	..	..	..	..
<b>TOTAL BRITISH EMPIRE</b>	—	—	—	—	—	5,69,805	11,33,140	7,18,736	8,78,997	7,94,176

GENERAL EXPORTS

( 1008 )

FOREIGN MERCHANDISE

No. 15—continued

ARTICLES, AND COUNTRIES OF FINAL DESTINATION; ALSO SHARE OF EACH PROVINCE	QUANTITY					VALUE				
	1927-28	1928-29	1929-30	1930-31	1931-32	1927-28	1928-29	1929-30	1930-31	1931-32
						R	R	R	R	R
<b>Wood and Timber—concluded</b>										
<b>MANUFACTURES OF WOOD, other than FURNITURE AND CABINETWARE (III. G)— continued</b>										
Maskat Territory and Trucial Oman	—	—	—	—	—	2,740	6,069	3,586	1,655	1,371
Iraq	—	—	—	—	—	3,314	3,185	2,813	900	780
Persia	—	—	—	—	—	675	889	2,598	695	17
United States of America— Via Atlantic Coast	—	—	—	—	—	132	683	4,297	1,523	..
Other Foreign Countries	—	—	—	—	—	720	125	1,927	2,049	541
<b>TOTAL FOREIGN COUNTRIES</b>	—	—	—	—	—	<b>7,581</b>	<b>10,951</b>	<b>15,220</b>	<b>6,822</b>	<b>2,659</b>
Share of Bengal	—	—	—	—	—	1,39,565	5,29,163	71,016	91,116	79,766
" Bombay	—	—	—	—	—	1,86,443	1,85,293	2,57,692	2,62,656	1,97,355
" Sind	—	—	—	—	—	1,75,913	2,96,567	2,32,306	1,93,221	1,52,240
" Madras	—	—	—	—	—	59,940	1,23,686	1,41,354	3,30,443	3,54,589
" Burma	—	—	—	—	—	15,310	24,393	31,031	13,383	12,995
<b>TOTAL</b>	—	—	—	—	—	<b>5,77,476</b>	<b>11,64,091</b>	<b>7,83,959</b>	<b>8,85,819</b>	<b>7,96,835</b>
<i>Total value of wood and timber</i>	—	—	—	—	—	<b>6,41,113</b>	<b>12,12,742</b>	<b>7,85,180</b>	<b>9,17,564</b>	<b>8,05,593</b>
<b>Postal Articles (V)—</b>										
United Kingdom	—	—	—	—	—	7,333*	5,693*	36,477*	3,811*	1,10,657*
Gibraltar	—	—	—	—	—	1,817	918	653	465	377
Adan and Dependencies	—	—	—	—	—	213	..	..	..	..
Ceylon	—	—	—	—	—	22,11,402	12,70,685	10,06,615	6,65,776	5,10,368
Straits Settlements (includ- ing Labuan)	—	—	—	—	—	91,720	11,258	3,412	166	930
Natal	—	—	—	—	—	54,109	46,339	93,336	35,566	43,566
Transvaal	—	—	—	—	—	14,507	17,242	23,822	18,444	17,387
Zanzibar and Pemba	—	—	—	—	—	49,660	43,928	30,468	25,494	26,265
Kenya Colony	—	—	—	—	—	80,045	87,075	67,697	43,093	43,031
Tanganyika Territory	—	—	—	—	—	8,540	11,866	39,578	16,753	19,910
Uganda Protectorate	—	—	—	—	—	41,984	41,507	44,260	43,342	42,511
Somaliand Protectorate	—	—	—	—	—	2,190	1,781	444	778	655
Anglo-Egyptian Sudan	—	—	—	—	—	..	570	2,155	..	..
Mauritius and Dependencies	—	—	—	—	—	23,630	30,331	45,063	53,606	6,379
Seychelles	—	—	—	—	—	1,189	765	816	1,107	722
Western Australia	—	—	—	—	—	138	23	771	1,214	1,235
South Australia (including Northern Territory)	—	—	—	—	—	299	79	1,275	1,068	477
Victoria	—	—	—	—	—	707	2,258	3,771	2,736	5,073
New South Wales	—	—	—	—	—	1,707	1,440	5,956	7,082	4,507
Queensland	—	—	—	—	—	441	90	432	416	418
<i>Australian Commonwealth (Total)</i>	—	—	—	—	—	<b>3,292</b>	<b>3,390</b>	<b>12,205</b>	<b>12,516</b>	<b>71,710</b>
New Zealand (including Nauru and British Samoa)	—	—	—	—	—	590	425	1,935	1,387	1,453
Fiji Islands	—	—	—	—	—	427	176	111	273	2,749
<b>TOTAL BRITISH EMPIRE</b>	—	—	—	—	—	<b>25,92,684</b>	<b>15,79,454</b>	<b>14,14,047</b>	<b>9,27,577</b>	<b>8,48,220</b>
Netherlands	—	—	—	—	—	..	9	..	..	..
France	—	—	—	—	—	2,54,373	2,14,173	1,56,456	1,60,850	1,38,665
Iraq	—	—	—	—	—	1,64,538	1,92,556	2,46,120	1,05,782	1,00,596
Persia	—	—	—	—	—	1,43,809	1,41,168	1,90,610	75,276	33,657
Sumatra	—	—	—	—	—	1	4	..	..	..
Java	—	—	—	—	—	..	210	..	..	..
Slam	—	—	—	—	—	..	..	..	..	..
Indo-China (including Cochin-China, Cambodia, Annam, Tonkin and French leased Territories in China)	—	—	—	—	—	7,010	1,256	52,906	534	633
Philippine Islands and Guam	—	—	—	—	—	..	..	..	10	1,933
Japan	—	—	—	—	—	10,404	3,939	3,233	3,776	6,016
Egypt	—	—	—	—	—	41,117	39,455	33,011	30,612	23,908
Portuguese East Africa	—	—	—	—	—	10,575	9,427	10,726	11,880	11,533
French Somaliand	—	—	—	—	—	7,610	5,511	3,337	4,012	4,250

\* Figures of re-exports of postal articles to the United Kingdom from 1922-23 are incomplete, as most of these have been registered and distinguished under exports.



No. 15—continued

ARTICLES, AND COUNTRIES OF FINAL DESTINATION; ALSO SHARE OF EACH PROVINCE	QUANTITY					VALUE				
	1927-28	1928-29	1929-30	1930-31	1931-32	1927-28	1928-29	1929-30	1930-31	1931-32
<b>Postal Articles (V)—continued</b>						R	R	R	R	R
United States of America— Vid Atlantic Coast . . . . .	—	—	—	—	—	..	..	389	1,061	1,739
Hayti and St. Domingo . . . . .	—	—	—	—	—	2,586	2,913	2,841	2,082	3,093
Islands in the Pacific other than Hawaii . . . . .	—	—	—	—	—	..	7	..	..	..
<b>TOTAL FOREIGN COUNTRIES</b>	—	—	—	—	—	6,47,223	6,10,628	7,04,568	4,05,776	8,82,013
Share of Bombay . . . . .	—	—	—	—	—	9,06,092	8,62,194	9,56,330	5,84,370	6,65,608
„ Madras . . . . .	—	—	—	—	—	22,56,510	13,10,848	11,63,216	7,43,044	6,56,600
„ Burma . . . . .	—	—	—	—	—	77,305	17,040	9,064	5,938	3,034
<b>TOTAL</b>	—	—	—	—	—	32,39,907	21,90,082	21,18,610	13,33,352	12,30,242
<b>All other Articles of mer- chandise— UNMANUFACTURED (II. S)— United Kingdom</b>	—	—	—	—	—	20,625	6,101	8,649	47,984	5,600
Gibraltar . . . . .	—	—	—	—	—	..	7,700	900	..	..
Aden and Dependencies . . . . .	—	—	—	—	—	1,938	2,660	400	415	20
Bahrain Islands . . . . .	—	—	—	—	—	60	375	3,120	2,900	120
Ceylon . . . . .	—	—	—	—	—	3,570	3,430	1,702	1,304	1,220
Hongkong . . . . .	—	—	—	—	—	10	200	1,522	295	300
Other British Possessions . . . . .	—	—	—	—	—	380	442	1,668	1,369	36
<b>TOTAL BRITISH EMPIRE</b>	—	—	—	—	—	26,578	20,908	17,861	54,207	7,305
Germany . . . . .	—	—	—	—	—	43,232	81,040	12,151	24,082	14,483
Belgium . . . . .	—	—	—	—	—	..	1,250	5,589	5,719	3,000
France . . . . .	—	—	—	—	—	..	2,000	3,300	902	..
Spain . . . . .	—	—	—	—	—	500	1,750	2,675	..	..
Italy . . . . .	—	—	—	—	—	150	2,300	1,910	4,080	24,000
Austria . . . . .	—	—	—	—	—	..	..	..	..	2,500
Hungary . . . . .	—	—	—	—	—	..	..	..	5,000	..
Turkey, European . . . . .	—	—	—	—	—	6,000	..	..	..	..
Syria . . . . .	—	—	—	—	—	..	..	..	8,970	..
Armenia . . . . .	—	—	—	—	—	..	1,200	..	..	..
Mascat Territory and Trucial Oman . . . . .	—	—	—	—	—	..	435	..	1,800	10
Native States in Arabia other than Mascat Territory and Trucial Oman . . . . .	—	—	—	—	—	1,050	..	235	2,080	1,718
Iraq . . . . .	—	—	—	—	—	4,000	3,308	82	1,837	2,136
Persia . . . . .	—	—	—	—	—	481	7,293	290	2,445	..
Java . . . . .	—	—	—	—	—	1,000	3,900	..	800	..
Japan . . . . .	—	—	—	—	—	2,100	900	..	..	1,118
United States of America— Vid Atlantic Coast . . . . .	—	—	—	—	—	1,58,445	3,412	2,61,008	1,58,480	88,186
Other Foreign Countries . . . . .	—	—	—	—	—	795	394	298	30	19
<b>TOTAL FOREIGN COUNTRIES</b>	—	—	—	—	—	2,12,758	1,07,982	2,67,488	2,55,978	1,37,260
Share of Bengal . . . . .	—	—	—	—	—	3,910	3,725	5,917	6,032	1,690
„ Bombay . . . . .	—	—	—	—	—	1,02,506	46,107	62,694	1,18,558	52,980
„ Sind . . . . .	—	—	—	—	—	72,885	71,306	2,47,038	1,84,760	89,845
„ Madras . . . . .	—	—	—	—	—	..	2	400	..	10
„ Burma . . . . .	—	—	—	—	—	30	750	..	..	40
<b>TOTAL</b>	—	—	—	—	—	2,39,331	1,28,890	3,05,349	3,10,240	1,44,565
<b>MANUFACTURED (III. V)— United Kingdom</b>	—	—	—	—	—	90,560	1,45,213	1,17,675	84,445	1,37,301
Palestine . . . . .	—	—	—	—	—	300	3,650	120	1,222	600
Aden and Dependencies . . . . .	—	—	—	—	—	7,460	3,586	3,985	3,397	6,563
Bahrain Islands . . . . .	—	—	—	—	—	9,570	7,839	10,462	3,296	802
Ceylon . . . . .	—	—	—	—	—	76,658	95,321	83,607	76,062	62,044
Straits Settlements (includ- ing Labuan) . . . . .	—	—	—	—	—	80,569	13,219	21,127	22,705	3,655
Federated Malay States . . . . .	—	—	—	—	—	4,150	5,455	193	3,030	510
Natal . . . . .	—	—	—	—	—	380	..	766	526	2,470
Zanzibar and Pemba . . . . .	—	—	—	—	—	3,753	1,359	1,925	2,495	1,500
Kenya Colony . . . . .	—	—	—	—	—	11,636	13,422	10,168	12,263	8,765
Tanganyika Territory . . . . .	—	—	—	—	—	4,245	4,085	4,377	3,092	25
Mauritius and Dependencies . . . . .	—	—	—	—	—	940	2,350	1,706	560	100
Seychelles . . . . .	—	—	—	—	—	1,317	875	1,270	625	333

GENERAL EXPORTS

( 1010 )

FOREIGN MERCHANDISE

No. 15—concluded

ARTICLES, AND COUNTRIES OF FINAL DESTINATION; ALSO SHARE OF EACH PROVINCE	QUANTITY					VALUE				
	1927-28	1928-29	1929-30	1930-31	1931-32	1927-28	1928-29	1929-30	1930-31	1931-
						R	R	R	R	R
<b>All other Articles of merchandise—continued</b>										
<b>MANUFACTURED (III. V)—continued</b>										
Canada—										
<i>Via Atlantic Coast</i> . . . . .	—	—	—	—	—	2,000	524	..	..	..
Western Australia . . . . .	—	—	—	—	—	..	..	50	..	2,
Victoria . . . . .	—	—	—	—	—	1,360	800	..	..	..
New South Wales . . . . .	—	—	—	—	—	200	..	600	30	..
<i>Australian Commonwealth (Total)</i> . . . . .	—	—	—	—	—	1,560	300	650	30	2,
Fiji Islands . . . . .	—	—	—	—	—	2,800	..	100	785	..
Other British Possessions . . . . .	—	—	—	—	—	928	754	850	1,075	..
<b>TOTAL BRITISH EMPIRE</b>	—	—	—	—	—	2,48,824	2,97,982	2,64,678	2,10,608	2,28,
Denmark . . . . .	—	—	—	—	—	..	..	1,290	..	1
Germany . . . . .	—	—	—	—	—	28,484	9,275	10,642	20,510	5,
Netherlands . . . . .	—	—	—	—	—	988	7,080	2,874	272	1,7
Belgium . . . . .	—	—	—	—	—	1,500	1,350	61	20,897	4,7
France . . . . .	—	—	—	—	—	7,910	2,345	11,625	942	9,0
Switzerland . . . . .	—	—	—	—	—	5,060	850	..	14,150	2
Italy . . . . .	—	—	—	—	—	87,181	284	2,916	2,001	3,2
Turkey, European . . . . .	—	—	—	—	—	2,500	..	..	..	..
Syria . . . . .	—	—	—	—	—	1,592	1,150	525	4,100	2
Maskat Territory and Trucial Oman . . . . .	—	—	—	—	—	4,924	4,512	4,297	3,528	2,31
Other Native States in Arabia . . . . .	—	—	—	—	—	7,410	4,616	4,890	1,520	2,02
Iraq . . . . .	—	—	—	—	—	35,529	25,274	20,299	24,667	12,38
Persia . . . . .	—	—	—	—	—	71,458	43,081	58,066	6,579	4,40
Java . . . . .	—	—	—	—	—	6,976	4,180	1,934	3,902	65,
Siam . . . . .	—	—	—	—	—	3,215	2,422	1,278	4,216	..
Indo-China (including Co- chin-China, Cambodia, Annam, Tonkin & French leased territories in China)	—	—	—	—	—	..	1,920	..	..	2
China (exclusive of Hong- kong and Macao) . . . . .	—	—	—	—	—	3,655	1,512	2,625	200	55
Japan . . . . .	—	—	—	—	—	4,469	15,165	1,210	2,617	2,28
Egypt . . . . .	—	—	—	—	—	23,805	9,353	2,509	102	47,
Portuguese East Africa . . . . .	—	—	—	—	—	6,860	8,741	4,825	3,931	1,77
United States of America—										
<i>Via Atlantic Coast</i> . . . . .	—	—	—	—	—	1,06,988	12,897	17,450	13,892	1,02,978
" Pacific " . . . . .	—	—	—	—	—	360	..	..	17,210	5
Other Foreign Countries . . . . .	—	—	—	—	—	478	1,938	206	860	540
<b>TOTAL FOREIGN COUNTRIES</b>	—	—	—	—	—	4,11,287	1,68,895	1,49,621	1,48,456	1,55,640
Share of Bengal . . . . .	—	—	—	—	—	1,45,729	25,097	33,134	16,060	23,321
" Bombay . . . . .	—	—	—	—	—	4,71,223	2,40,207	3,04,925	2,72,936	3,22,109
" Sind . . . . .	—	—	—	—	—	13,671	25,996	30,329	14,854	11,148
" Madras . . . . .	—	—	—	—	—	18,942	65,415	33,892	54,264	13,458
" Burma . . . . .	—	—	—	—	—	10,546	15,162	6,519	9,950	5,789
<b>TOTAL</b>	—	—	—	—	—	6,60,111	4,61,877	4,14,290	3,68,064	3,83,52
<b>GRAND TOTAL VALUE OF FOREIGN MERCHAN- DISE EXPORTED (exclu- sive of Government Stores)</b>	—	—	—	—	—	9,58,77,767	7,83,32,891	7,12,68,662	5,14,40,315	4,65,86,200
Share of Bengal . . . . .	—	—	—	—	—	71,22,810	59,97,672	56,10,427	43,17,090	52,45,981
" Bombay . . . . .	—	—	—	—	—	6,93,85,784	6,02,42,831	4,52,70,018	3,23,21,172	2,84,33,263
" Sind . . . . .	—	—	—	—	—	1,39,48,036	1,77,73,194	1,66,71,547	1,10,43,710	91,41,349
" Madras . . . . .	—	—	—	—	—	33,11,360	29,43,641	28,78,293	27,12,109	27,13,609
" Burma . . . . .	—	—	—	—	—	11,09,777	13,75,553	8,92,377	10,46,234	10,51,993
<b>TOTAL</b>	—	—	—	—	—	9,53,77,767	7,83,32,891	7,12,68,662	5,14,40,315	4,65,86,200

QUANTITY and VALUE of IMPORTS of GOVERNMENT STORES into BRITISH INDIA  
in each official year from 1927-28 to 1931-32.

NOTE—(1) Articles imported by Government are subject to duty from 1924-25.

(2) Values from the year 1927-28 to 1931-32 have been calculated uniformly at the current rate of exchange.

ARTICLES, AND COUNTRIES OF CONSIGNMENT; ALSO SHARE OF EACH PROVINCE	QUANTITY					VALUE				
	1927-28	1928-29	1929-30	1930-31	1931-32	1927-28	1928-29	1929-30	1930-31	1931-32
						₹	₹	₹	₹	₹
<b>GOVERNMENT STORES—</b>										
<b>Apparel (including drapery, uniforms, accoutrements, but excluding hosiery and boots and shoes)—</b>										
United Kingdom . . . . .	—	—	—	—	—	9,87,478	11,82,299	9,02,119	9,51,877	7,77,207
Aden and Dependencies . . . . .	—	—	—	—	—	2,122	208	500	..	412
Straits Settlements (including Labuan) . . . . .	—	—	—	—	—	1,523	2,776	8,574	878	222
Other British Possessions . . . . .	—	—	—	—	—	..	..	5	..	658
<b>TOTAL BRITISH EMPIRE</b>	—	—	—	—	—	9,41,118	11,85,278	9,06,198	9,51,750	7,78,494
Iraq . . . . .	—	—	—	—	—	..	12,236	22	11,160	25,868
China (exclusive of Hongkong and Macao) . . . . .	—	—	—	—	—	..	11,539	2,159	15,806	880
Other Foreign Countries . . . . .	—	—	—	—	—	..	18	..	..	84
<b>TOTAL FOREIGN COUNTRIES</b>	—	—	—	—	—	..	23,793	2,181	26,466	25,782
<b>Share of Bengal</b> . . . . .	—	—	—	—	—	2,43,007	2,67,009	2,12,931	1,99,520	1,60,290
" Bombay . . . . .	—	—	—	—	—	83,388	1,24,355	1,37,603	1,10,766	2,29,136
" Sind . . . . .	—	—	—	—	—	4,84,447	6,85,974	4,45,468	5,74,214	3,65,768
" Madras . . . . .	—	—	—	—	—	1,13,243	96,118	48,204	40,644	1,345
" Burma . . . . .	—	—	—	—	—	11,533	32,616	64,123	53,072	47,743
<b>TOTAL</b>	—	—	—	—	—	9,41,118	12,09,071	9,08,379	9,78,216	8,04,276
<b>Arms, Ammunition, and Military Stores—</b>										
<b>Firearms, and parts thereof—</b>										
United Kingdom . . . . .	—	—	—	—	—	18,32,795	48,43,974	29,96,488	18,38,832	6,80,623
Aden and Dependencies . . . . .	—	—	—	—	—	26,325	8,257	..	..	..
Ceylon . . . . .	—	—	—	—	—	..	5,030	..	..	..
Natal . . . . .	—	—	—	—	—	..	..	..	2,395	..
Anglo-Egyptian Sudan . . . . .	—	—	—	—	—	..	1,268	..	..	..
<b>TOTAL BRITISH EMPIRE</b>	—	—	—	—	—	18,59,120	48,58,527	29,96,488	18,41,227	6,80,623
China (exclusive of Hongkong and Macao) . . . . .	—	—	—	—	—	389	35	36	..	1,292
Japan . . . . .	—	—	—	—	—	..	945	..	1,200	..
Other Foreign Countries . . . . .	—	—	—	—	—	570	105	..	241	854
<b>TOTAL FOREIGN COUNTRIES</b>	—	—	—	—	—	959	1,085	36	1,441	2,146
<b>Share of Bengal</b> . . . . .	—	—	—	—	—	9,40,772	20,91,314	15,65,491	13,08,108	4,26,530
" Bombay . . . . .	—	—	—	—	—	3,73,197	20,91,567	11,79,351	1,22,638	1,41,833
" Sind . . . . .	—	—	—	—	—	4,35,203	5,57,866	1,94,468	3,39,399	79,452
" Madras . . . . .	—	—	—	—	—	56,811	76,632	41,558	61,288	899
" Burma . . . . .	—	—	—	—	—	64,091	37,233	15,658	11,235	34,005
<b>TOTAL</b>	—	—	—	—	—	18,60,079	48,54,612	29,96,524	18,42,669	6,82,769
<b>Other sorts—</b>										
United Kingdom . . . . .	—	—	—	—	—	16,86,019	18,73,402	17,97,540	23,41,754	16,23,152
Aden and Dependencies . . . . .	—	—	—	—	—	22,152	22,444	183	..	..
Ceylon . . . . .	—	—	—	—	—	..	17,865	111	..	..
Anglo-Egyptian Sudan . . . . .	—	—	—	—	—	..	2,092	..	..	..
Other British Possessions . . . . .	—	—	—	—	—	..	..	..	568	..
<b>TOTAL BRITISH EMPIRE</b>	—	—	—	—	—	17,08,171	14,15,803	17,97,784	23,42,322	16,23,152

GENERAL IMPORTS

( 1012 )

(GOVERNMENT STORES)

No. 16—continued

ARTICLES, AND COUNTRIES OF CONSIGNMENT; ALSO SHARE OF EACH PROVINCE	QUANTITY					VALUE				
	1927-28	1928-29	1929-30	1930-31	1931-32	1927-28	1928-29	1929-30	1930-31	1931-32
<b>GOVERNMENT STORES—</b> <i>continued</i> <b>Arms, Ammunition, and</b> <b>Military Stores—<i>continued</i></b> <i>Other sorts—continued</i>						R	R	R	R	R
Iraq . . . . .	—	—	—	—	—	..	..	30	50,894	..
China (exclusive of Hongkong and Macao) . . . . .	—	—	—	—	—	..	3,00,700	461	6	245
Egypt . . . . .	—	—	—	—	—	..	..	487	1,37,801	63
United States of America— Via Atlantic Coast. . . . .	—	—	—	—	—	1	..	465	..	2,108
Other Foreign Countries . . . . .	—	—	—	—	—	62	..	5	90	..
<b>TOTAL FOREIGN COUNTRIES</b>	—	—	—	—	—	63	3,00,700	1,448	1,88,791	2,506
<i>Share of Bengal</i> . . . . .	—	—	—	—	—	167	3,39,471	1,36,056	1,04,701	76,687
" <i>Bombay</i> . . . . .	—	—	—	—	—	9,76,252	7,38,836	5,31,222	3,34,183	3,92,606
" <i>Sind</i> . . . . .	—	—	—	—	—	6,66,129	5,79,229	11,01,345	14,74,576	11,45,774
" <i>Madras</i> . . . . .	—	—	—	—	—	43,948	61,144	22,061	84,580	1,201
" <i>Burma</i> . . . . .	—	—	—	—	—	21,748	7,823	8,548	33,073	9,391
<b>TOTAL</b>	—	—	—	—	—	17,08,234	17,16,503	17,99,232	25,31,113	16,25,058
<b>Total value of Arms, Am- munition, and Military Stores—</b>										
United Kingdom . . . . .	—	—	—	—	—	35,18,814	62,17,376	47,94,028	41,80,536	23,03,775
Aden and Dependencies . . . . .	—	—	—	—	—	48,477	25,701	193	..	..
Ceylon . . . . .	—	—	—	—	—	..	22,895	..	..	..
Natal . . . . .	—	—	—	—	—	..	..	..	2,395	..
Anglo-Egyptian Sudan . . . . .	—	—	—	—	—	..	3,358	..	..	..
Other British Possessions . . . . .	—	—	—	—	—	..	..	111	568	..
<b>TOTAL BRITISH EMPIRE</b>	—	—	—	—	—	35,67,291	62,69,330	47,94,272	41,88,549	23,03,775
Iraq . . . . .	—	—	—	—	—	..	..	30	50,894	..
China (exclusive of Hong- kong and Macao) . . . . .	—	—	—	—	—	389	3,00,735	497	6	1,537
Japan . . . . .	—	—	—	—	—	..	..	..	1,200	..
Egypt . . . . .	—	—	—	—	—	..	945	487	1,37,801	243
United States of America— Via Atlantic Coast. . . . .	—	—	—	—	—	1	..	465	..	2,793
Other Foreign Countries . . . . .	—	—	—	—	—	632	105	5	331	79
<b>TOTAL FOREIGN COUNTRIES</b>	—	—	—	—	—	1,022	3,01,785	1,484	1,90,232	4,652
<i>Share of Bengal</i> . . . . .	—	—	—	—	—	9,40,929	24,30,785	17,01,547	14,12,809	5,03,217
" <i>Bombay</i> . . . . .	—	—	—	—	—	13,49,449	28,30,403	17,10,573	9,56,821	5,34,488
" <i>Sind</i> . . . . .	—	—	—	—	—	10,91,337	11,37,095	12,95,813	19,13,975	12,25,226
" <i>Madras</i> . . . . .	—	—	—	—	—	1,00,759	1,27,778	63,617	1,45,868	2,100
" <i>Burma</i> . . . . .	—	—	—	—	—	85,839	45,056	24,206	44,303	43,396
<b>TOTAL</b>	—	—	—	—	—	35,68,313	65,71,115	47,95,756	43,78,781	23,08,427
<b>Books, printed, and printed matter (not being stationery), including maps and charts—</b>										
United Kingdom . . . . .	—	—	—	—	—	2,04,018	2,96,475	3,80,976	3,70,034	3,01,610
Aden and Dependencies . . . . .	—	—	—	—	—	1,050	127	101	6	10
Ceylon . . . . .	—	—	—	—	—	..	7,857	223	23	..
Other British Possessions . . . . .	—	—	—	—	—	174	25	..	..	301
<b>TOTAL BRITISH EMPIRE</b>	—	—	—	—	—	2,05,242	3,06,484	3,91,300	3,70,063	3,01,921
Germany . . . . .	—	—	—	—	—	5,178	1,679	1,137	579	3,246
United States of America— Via Atlantic Coast. . . . .	—	—	—	—	—	3,970	2,081	3,249	3,967	2,570
Other Foreign Countries . . . . .	—	—	—	—	—	858	214	492	1,895	300
<b>TOTAL FOREIGN COUNTRIES</b>	—	—	—	—	—	9,510	3,924	4,878	6,441	6,116
<i>Share of Bengal</i> . . . . .	—	—	—	—	—	1,33,729	2,10,520	2,24,545	1,80,186	2,00,599
" <i>Bombay</i> . . . . .	—	—	—	—	—	57,091	57,741	88,337	1,50,719	60,572
" <i>Sind</i> . . . . .	—	—	—	—	—	12,445	29,582	39,132	21,472	19,841
" <i>Madras</i> . . . . .	—	—	—	—	—	5,003	9,257	17,765	16,247	20,271
" <i>Burma</i> . . . . .	—	—	—	—	—	6,484	3,308	5,899	7,882	6,754
<b>TOTAL</b>	—	—	—	—	—	2,14,752	3,10,408	3,86,178	3,76,506	3,08,037

No. 16—continued

ARTICLES, AND COUNTRIES OF CONSIGNMENT; ALSO SHARE OF EACH PROVINCE	QUANTITY					VALUE				
	1927-28	1928-29	1929-30	1930-31	1931-22.	1927-28	1928-29	1929-30	1930-31	1931-32
<b>GOVERNMENT STORES—</b> <i>continued</i>										
<b>Boots and Shoes—</b>	Pairs	Pairs	Pairs	Pairs	Pairs	R	R	R	R	R
United Kingdom . . . . .	14	10	27	2,735	12	277	107	296	5,743	109
Other British Possessions . . . . .	36	20	..	..	..	163	127	..	..	..
<b>TOTAL BRITISH EMPIRE</b>	50	30	27	2,735	12	440	234	296	5,743	109
<i>Share of Bengal</i> . . . . .	4	..	..	..	..	62	..	..	..	..
“ <i>Bombay</i> . . . . .	46	11	1	2,715	12	378	118	4	5,590	109
“ <i>Sind</i> . . . . .	..	..	..	8	..	..	..	..	53	..
“ <i>Madras</i> . . . . .	..	..	..	12	..	..	..	..	100	..
“ <i>Burma</i> . . . . .	..	19	26	..	..	..	116	292	..	..
<b>TOTAL</b>	50	30	27	2,735	12	440	234	296	5,743	109
<b>Building and Engineering materials, other than of iron, steel, or wood—</b>										
<b>Bricks and Tiles—</b>										
<b>Firebricks—</b>	No.	No.	No.	No.	No.					
United Kingdom . . . . .	65,684	131,585	18,068	1,649	1,332	21,388	25,570	27,721	981	2,322
<i>Share of Bengal</i> . . . . .	53,140	..	6,300	630	..	19,127	..	22,913	802	..
“ <i>Bombay</i> . . . . .	3,294	131,186	11,444	19	..	711	25,499	3,640	51	..
“ <i>Sind</i> . . . . .	5,250	400	..	1,000	..	1,050	71	..	128	..
“ <i>Madras</i> . . . . .	..	..	324	..	..	..	..	168	..	..
“ <i>Burma</i> . . . . .	4,000	..	..	..	1,332	500	..	..	..	2,322
<b>TOTAL</b>	65,684	131,585	18,068	1,649	1,332	21,388	25,570	27,721	981	2,322
<b>Other Bricks —</b>	No.	No.	No.	No.	No.					
United Kingdom . . . . .	..	..	824	..	..	..	..	443	..	..
<i>Share of Bombay</i> . . . . .	..	..	824	..	..	..	..	443	..	..
<b>Tiles—</b>	No.	No.	No.	No.	No.					
United Kingdom . . . . .	60,000	39	24	854	8,672	4,859	46	47	563	6,849
<i>Share of Bengal</i> . . . . .	..	39	24	..	..	..	46	47	..	..
“ <i>Bombay</i> . . . . .	60,000	..	..	..	..	4,859	..	..	..	..
“ <i>Madras</i> . . . . .	..	..	..	..	4,422	..	..	..	..	6,366
“ <i>Burma</i> . . . . .	..	..	..	854	4,250	..	..	..	563	483
<b>TOTAL</b>	60,000	39	24	854	8,672	4,859	46	47	563	6,849
<b>Total Bricks and Tiles—</b>	No.	No.	No.	No.	No.					
United Kingdom . . . . .	125,684	131,624	18,916	2,503	10,004	26,247	25,616	28,211	1,544	9,171
<i>Share of Bengal</i> . . . . .	53,140	39	6,324	630	..	19,127	46	23,900	802	..
“ <i>Bombay</i> . . . . .	63,294	131,186	12,268	19	..	5,670	25,499	4,083	51	..
“ <i>Sind</i> . . . . .	5,250	400	..	1,000	..	1,050	71	..	128	..
“ <i>Madras</i> . . . . .	..	..	324	..	4,422	..	..	168	..	6,366
“ <i>Burma</i> . . . . .	4,000	..	..	854	5,682	500	..	..	563	2,505
<b>TOTAL</b>	125,684	131,624	18,916	2,503	10,004	26,247	25,616	28,211	1,544	9,171
<b>Cement—</b>	Tons	Tons	Tons	Tons	Tons					
United Kingdom . . . . .	8,514	9,918	8,571	8,573	3,927	3,84,145	4,59,347	3,97,436	4,05,677	1,92,004
Hongkong . . . . .	502	..	..	..	..	26,980	..	..	..	..
<b>TOTAL BRITISH EMPIRE</b>	9,016	9,918	8,571	8,573	3,927	4,11,125	4,59,347	3,97,436	4,05,677	1,92,004
<b>United States of America— Via Atlantic Coast</b> . . . . .	..	168	..	..	..	..	28,707	..	..	..
<b>Other Foreign Countries</b> . . . . .	2	..	..	..	..	160	..	..	..	23
<b>TOTAL FOREIGN COUNTRIES</b>	2	168	..	..	..	160	28,707	..	..	23
<i>Share of Bengal</i> . . . . .	3	..	1	..	..	281	..	126	..	23
“ <i>Bombay</i> . . . . .	..	8	..	1	..	60	2,472	203	456	178
“ <i>Sind</i> . . . . .	2	..	..	..	..	395	..	..	..	..
“ <i>Burma</i> . . . . .	9,013	10,078	8,570	8,572	3,927	4,10,549	4,30,682	3,97,108	4,05,221	1,91,826
<b>TOTAL</b>	9,018	10,086	8,571	8,573	3,927	4,11,285	4,88,054	3,97,436	4,05,677	1,92,027

GENERAL IMPORTS

(GOVERNMENT STORES)

( 1014 )

No. 16—continued

ARTICLES, AND COUNTRIES OF CONSIGNMENT; ALSO SHARE OF EACH PROVINCE	QUANTITY					VALUE				
	1927-28	1928-29	1929-30	1930-31	1931-32	1927-28	1928-29	1929-30	1930-31	1931-32
						₹	₹	₹	₹	₹
<b>GOVERNMENT STORES—</b> <i>continued</i>										
<b>Building and Engineering materials, other than of iron, steel, or wood—</b> <i>continued</i>										
<i>Other sorts (including pipes of earthenware)—</i>										
United Kingdom . . . . .	—	—	—	—	—	5,607	32,070	12,770	5,913	13,641
Straits Settlements (including Labuan) . . . . .	—	—	—	—	—	..	5	..	..	..
Total British Empire . . . . .	—	—	—	—	—	5,607	32,075	12,770	5,913	13,641
Germany . . . . .	—	—	—	—	—	4,761	..	..	..	..
Netherlands . . . . .	—	—	—	—	—	3,075	..	..	..	..
Belgium . . . . .	—	—	—	—	—	680	..	2,384	..	..
Italy . . . . .	—	—	—	—	—	1,830	..	1,017	..	..
United States of America— Vid Atlantic Coast . . . . .	—	—	—	—	—	1,05,985	..	256	..	..
<b>TOTAL FOREIGN COUNTRIES</b>	—	—	—	—	—	1,16,931	..	3,657	..	..
Share of Bengal . . . . .	—	—	—	—	—	1,690	1,380	3,963	454	2,691
“ Bombay . . . . .	—	—	—	—	—	1,15,887	26,548	4,031	46	..
“ Sind . . . . .	—	—	—	—	—	5,019	957	5,412	1,123	175
“ Madras . . . . .	—	—	—	—	—	142	..	3,546	1,013	9,487
“ Burma . . . . .	—	—	—	—	—	..	4,090	475	2,672	1,288
<b>TOTAL</b>	—	—	—	—	—	1,22,538	32,975	16,427	5,913	13,641
<b>Total value of Building and Engineering materials</b>	—	—	—	—	—	5,60,070	5,41,645	4,42,074	4,13,184	2,14,839
<b>Chemicals—</b>										
United Kingdom . . . . .	—	—	—	—	—	5,45,032	7,23,440	7,00,140	7,22,503	5,89,970
Natal . . . . .	—	—	—	—	—	..	..	..	7,763	..
Other British Possessions . . . . .	—	—	—	—	—	23	203	43	..	15
<b>TOTAL BRITISH EMPIRE</b>	—	—	—	—	—	5,45,055	7,20,643	7,00,183	7,30,266	5,89,985
Germany . . . . .	—	—	—	—	—	87,463	61,299	43,655	51,003	75,119
Netherlands . . . . .	—	—	—	—	—	6,731	99,086	8,999	13,333	17,763
Belgium . . . . .	—	—	—	—	—	17,547	687	12,283	287	1,426
France . . . . .	—	—	—	—	—	303	..	19,410	..	407
Italy . . . . .	—	—	—	—	—	35,303	90	35,500	17,513	10,347
Turkey Asiatic . . . . .	—	—	—	—	—	..	..	..	..	5,125
United States of America— Vid Atlantic Coast . . . . .	—	—	—	—	—	1,561	1,695	26,197	36,327	1,704
Other Foreign Countries . . . . .	—	—	—	—	—	..	..	..	520	..
<b>TOTAL FOREIGN COUNTRIES</b>	—	—	—	—	—	98,908	1,62,857	1,51,044	1,19,998	1,12,391
Share of Bengal . . . . .	—	—	—	—	—	1,14,284	1,64,997	1,33,050	1,23,799	1,03,247
“ Bombay . . . . .	—	—	—	—	—	2,10,033	1,95,762	1,65,921	1,77,393	2,67,685
“ Sind . . . . .	—	—	—	—	—	94,141	1,94,441	2,07,201	2,08,021	1,43,110
“ Madras . . . . .	—	—	—	—	—	1,31,237	2,73,314	3,09,071	3,01,344	1,54,683
“ Burma . . . . .	—	—	—	—	—	44,268	55,386	35,984	39,707	23,646
<b>TOTAL</b>	—	—	—	—	—	6,48,963	8,33,500	8,51,227	8,50,264	7,02,376
<b>Coal and Coke—</b>										
United Kingdom . . . . .	..	287	199	51	..	..	13,385	3,388	1,333	..
Share of Madras . . . . .	..	238	152	..	..	..	11,562	6,739	..	..
“ Burma . . . . .	..	49	47	61	..	..	1,823	1,649	1,333	..
<b>TOTAL</b>	..	287	199	51	..	..	13,385	3,388	1,333	..

No. 16—continued

ARTICLES, AND COUNTRIES OF CONSIGNMENT; ALSO SHARE OF EACH PROVINCE	QUANTITY					VALUE				
	1927-28	1928-29	1929-30	1930-31	1931-32	1927-28	1928-29	1929-30	1930-31	1931-32
<b>GOVERNMENT STORES—</b> <i>continued</i>						R	R	R	R	R
<b>Drugs, Medicines, and Narcotics—</b>	Lbs.	Lbs.	Lbs.	Lbs.	Lbs.					
<i>Drugs—</i>										
<i>Cinchona bark—</i>										
Java . . . . .	271,887	115,049	..	..	..	1,45,925	1,10,512	..	..	..
Share of Bengal . . .	155,569	65,839	..	..	..	72,827	57,049	..	..	..
" Madras . . . . .	116,318	49,219	..	..	..	73,098	53,493	..	..	..
<b>TOTAL</b> . . . . .	271,887	115,049	..	..	..	1,45,925	1,10,512	..	..	..
<b>Quinine salts—</b>										
<b>Quinine sulphate or bisulphate—</b>	Lbs.	Lbs.	Lbs.	Lbs.	Lbs.					
United Kingdom . . .	2	2	1	4	..	58	48	29	150	..
<b>TOTAL FOREIGN COUNTRIES</b>	..	..	..	..	..	..	..	6	..	..
Share of Bombay . . .	..	2	..	4	..	..	46	10	130	..
" Sind . . . . .	2	..	..	..	..	58	2	..	80	..
" Burma . . . . .	..	..	1	..	..	..	..	25	..	..
<b>TOTAL</b> . . . . .	2	2	1	4	..	58	48	35	150	..
<b>Quinine hydrochloride or dihydrochloride—</b>	Lbs.	Lbs.	Lbs.	Lbs.	Lbs.					
United Kingdom . . .	36	85	50	49	135	1,736	2,988	1,873	1,252	2,497
Germany . . . . .	..	..	..	..	..	..	..	..	4	..
Share of Bengal . . .	4	12	11	31	79	396	624	365	588	102
" Bombay . . . . .	3	32	16	..	3	364	917	580	..	1,028
" Sind . . . . .	29	40	11	..	51	976	1,355	702	88	1,316
" Madras . . . . .	..	..	..	4	..	..	..	..	95	..
" Burma . . . . .	..	1	13	14	2	..	188	223	485	51
<b>TOTAL</b> . . . . .	36	85	50	49	135	1,736	2,988	1,873	1,256	2,497
<b>Others—</b>	Lbs.	Lbs.	Lbs.	Lbs.	Lbs.					
United Kingdom . . .	25	45	26	50	186	744	1,756	812	1,366	4,568
<b>TOTAL FOREIGN COUNTRIES</b>	..	..	..	..	..	..	..	16	..	11
Share of Bengal . . .	11	12	6	18	66	283	347	246	358	1,265
" Bombay . . . . .	6	17	4	15	12	177	895	126	551	304
" Sind . . . . .	8	16	16	17	108	284	514	456	457	3,010
<b>TOTAL</b> . . . . .	25	45	26	50	186	744	1,756	828	1,366	4,579
<b>Other sorts of drugs—</b>										
United Kingdom . . .	—	—	—	—	—	1,25,893	48,218	69,965	54,799	60,472
Other British Possessions .	—	—	—	—	—	20	..	..	..	..
<b>TOTAL BRITISH EMPIRE</b>	—	—	—	—	—	1,25,913	48,218	69,965	54,799	60,472
Germany . . . . .	—	—	—	—	—	11,487	7,662	..	6,750	1,733
Netherlands . . . . .	—	—	—	—	—	1,526	1,813	40	..	243
Belgium . . . . .	—	—	—	—	—	..	1,424	..	..	..
United States of America— Via Atlantic Coast . . .	—	—	—	—	—	..	1,258	217	..	1,507
<b>TOTAL FOREIGN COUNTRIES</b>	—	—	—	—	—	13,013	11,657	257	6,750	3,483
Share of Bengal . . .	—	—	—	—	—	27,956	30,654	29,460	27,081	39,011
" Bombay . . . . .	—	—	—	—	—	3,818	4,519	5,480	9,340	883
" Sind . . . . .	—	—	—	—	—	53,425	3,419	1,629	..	1,116
" Madras . . . . .	—	—	—	—	—	13,832	5,715	24,481	10,679	20,910
" Burma . . . . .	—	—	—	—	—	19,895	15,468	9,272	4,449	11,965
<b>TOTAL</b> . . . . .	—	—	—	—	—	1,38,926	59,875	70,222	61,549	69,955

GENERAL IMPORTS

( 1016 )

(GOVERNMENT STORES)

No. 16—continued

ARTICLES, AND COUNTRIES OF CONSIGNMENT; ALSO SHARE OF EACH PROVINCE	QUANTITY					VALUE				
	1927-28	1928-29	1929-30	1930-31	1931-32	1927-28	1928-29	1929-30	1930-31	1931-32
<b>GOVERNMENT STORES—</b> <i>continued</i>						R	R	R	R	R
<b>Drugs, Medicines, and Narcotics—</b> <i>continued</i>										
<i>Medicines and Narcotics—</i>										
United Kingdom . . . . .	—	—	—	—	—	2,52,291	2,78,461	2,53,873	2,81,995	4,00,896
Aden and Dependencies . . . . .	—	—	—	—	—	60	..	..	..	..
Other British Possessions . . . . .	—	—	—	—	—	..	..	..	..	100
<b>TOTAL BRITISH EMPIRE . . . . .</b>	—	—	—	—	—	<b>2,52,351</b>	<b>2,78,461</b>	<b>2,53,873</b>	<b>2,81,995</b>	<b>4,00,996</b>
Germany . . . . .	—	—	—	—	—	2,624	13,003	11,426	35,701	17,680
Netherlands . . . . .	—	—	—	—	—	1,515	4,193	1,815	1,514	1,855
Italy . . . . .	—	—	—	—	—	..	..	1,800	..	412
United States of America—										
<i>Via Atlantic Coast</i> . . . . .	—	—	—	—	—	1,312	1,034	186	154	1,171
Other Foreign Countries . . . . .	—	—	—	—	—	127	558	98	14	645
<b>TOTAL FOREIGN COUNTRIES . . . . .</b>	—	—	—	—	—	<b>5,588</b>	<b>18,788</b>	<b>14,885</b>	<b>37,443</b>	<b>21,963</b>
<i>Share of Bengal . . . . .</i>	—	—	—	—	—	..	16	894	2,493	2,731
<i>" Bombay . . . . .</i>	—	—	—	—	—	78,555	98,301	83,506	1,06,468	1,15,334
<i>" Sind . . . . .</i>	—	—	—	—	—	13,973	50,508	51,031	69,964	80,209
<i>" Madras . . . . .</i>	—	—	—	—	—	1,57,234	1,27,252	1,11,083	1,19,274	2,13,911
<i>" Burma . . . . .</i>	—	—	—	—	—	8,177	16,172	22,194	21,240	16,774
<b>TOTAL . . . . .</b>	—	—	—	—	—	<b>2,57,939</b>	<b>2,92,249</b>	<b>2,68,768</b>	<b>3,19,438</b>	<b>4,28,959</b>
<i>Total value of Drugs, Medicines and Narcotics—</i>										
United Kingdom . . . . .	—	—	—	—	—	3,80,723	3,26,471	3,26,552	3,39,562	4,74,433
Other British Possessions . . . . .	—	—	—	—	—	80	..	..	..	100
<b>TOTAL BRITISH EMPIRE . . . . .</b>	—	—	—	—	—	<b>3,80,802</b>	<b>3,26,471</b>	<b>3,26,552</b>	<b>3,39,562</b>	<b>4,74,533</b>
Germany . . . . .	—	—	—	—	—	14,121	20,665	11,448	42,515	19,624
Netherlands . . . . .	—	—	—	—	—	3,041	5,506	1,855	1,514	2,098
Belgium . . . . .	—	—	—	—	—	..	1,424	..	..	..
Italy . . . . .	—	—	—	—	—	..	..	1,360	..	412
Java . . . . .	—	—	—	—	—	1,45,925	1,10,542	..	..	..
United States of America—										
<i>Via Atlantic Coast</i> . . . . .	—	—	—	—	—	1,312	2,292	408	154	2,678
Other Foreign Countries . . . . .	—	—	—	—	—	127	558	98	14	645
<b>TOTAL FOREIGN COUNTRIES . . . . .</b>	—	—	—	—	—	<b>1,64,526</b>	<b>1,40,987</b>	<b>15,164</b>	<b>44,197</b>	<b>25,457</b>
<i>Share of Bengal . . . . .</i>	—	—	—	—	—	1,21,462	38,620	30,968	40,520	43,109
<i>" Bombay . . . . .</i>	—	—	—	—	—	82,914	1,04,678	89,702	1,16,479	1,17,549
<i>" Sind . . . . .</i>	—	—	—	—	—	68,716	55,872	53,768	70,529	85,651
<i>" Madras . . . . .</i>	—	—	—	—	—	2,44,164	1,86,460	1,35,664	1,30,048	2,34,891
<i>" Burma . . . . .</i>	—	—	—	—	—	28,072	31,828	31,714	26,183	18,790
<b>TOTAL . . . . .</b>	—	—	—	—	—	<b>5,45,328</b>	<b>4,67,458</b>	<b>3,41,716</b>	<b>3,88,759</b>	<b>4,90,090</b>
<b>Earthenware and Porcelain—</b>										
<i>Earthenware (including pipes)—</i>										
United Kingdom . . . . .	—	—	—	—	—	34,429	60,900	76,507	34,033	31,447
Straits Settlements (including Labuan) . . . . .	—	—	—	—	—	..	85	..	..	..
<b>TOTAL BRITISH EMPIRE . . . . .</b>	—	—	—	—	—	<b>34,429</b>	<b>60,985</b>	<b>76,507</b>	<b>34,033</b>	<b>31,447</b>
Germany . . . . .	—	—	—	—	—	5,469	45	..	2,837	46
Netherlands . . . . .	—	—	—	—	—	..	2,031	..	235	..
Other Foreign Countries . . . . .	—	—	—	—	—	879	80	..	..	115
<b>TOTAL FOREIGN COUNTRIES . . . . .</b>	—	—	—	—	—	<b>6,348</b>	<b>2,156</b>	<b>..</b>	<b>3,072</b>	<b>161</b>
<i>Share of Bengal . . . . .</i>	—	—	—	—	—	13,301	2,071	19,386	3,212	7,419
<i>" Bombay . . . . .</i>	—	—	—	—	—	13,425	67,916	47,701	15,536	13,733
<i>" Sind . . . . .</i>	—	—	—	—	—	1,374	4,933	3,669	4,375	3,788
<i>" Madras . . . . .</i>	—	—	—	—	—	6,255	10,854	1,332	3,376	5,155
<i>" Burma . . . . .</i>	—	—	—	—	—	5,422	7,367	4,229	5,704	1,514
<b>TOTAL . . . . .</b>	—	—	—	—	—	<b>40,217</b>	<b>83,141</b>	<b>76,507</b>	<b>37,105</b>	<b>31,603</b>



ARTICLES, AND COUNTRIES OF CONSIGNMENT; ALSO SHARE OF EACH PROVINCE	QUANTITY					VALUE				
	1927-28	1928-29	1929-30	1930-31	1931-32	1927-28	1928-29	1929-30	1930-31	1931-32
<b>GOVERNMENT STORES—</b> <i>continued</i>						R	R	R	R	R
<b>Earthenware and Porcelain—</b> <i>continued</i>										
<b>Porcelain—</b> Electrical—										
United Kingdom . . . . .	—	—	—	—	—	7,397	1,870	5,577	281	222
Germany . . . . .	—	—	—	—	—	6,190	20,189	31,872	12,878	..
United States of America— <i>Via Atlantic Coast</i> . . . . .	—	—	—	—	—	..	284	1,000	127	..
<b>TOTAL FOREIGN COUNTRIES</b>	—	—	—	—	—	6,190	20,473	32,872	13,005	..
Share of Bengal . . . . .	—	—	—	—	—	11,771	6,367	17,629	11,848	..
" Bombay . . . . .	—	—	—	—	—	1,064	..	95	1,029	..
" Sind . . . . .	—	—	—	—	—	642	15,319	15,696	45	..
" Madras . . . . .	—	—	—	—	—	110	636	4,529	354	222
<b>TOTAL</b>	—	—	—	—	—	13,587	22,352	37,949	13,286	222
Other kinds—										
United Kingdom . . . . .	—	—	—	—	—	12,776	49,747	17,237	9,817	9,606
Other British Possessions . . . . .	—	—	—	—	—	..	33	..	..	..
<b>TOTAL BRITISH EMPIRE</b>	—	—	—	—	—	12,776	49,780	17,237	9,817	9,606
Germany . . . . .	—	—	—	—	—	23,727	391	16,210	414	340
Belgium . . . . .	—	—	—	—	—	602	1,022	..	..	..
United States of America— <i>Via Atlantic Coast</i> . . . . .	—	—	—	—	—	96	3,641	1,297	1,020	..
Other Foreign Countries . . . . .	—	—	—	—	—	127	..	..	..	..
<b>TOTAL FOREIGN COUNTRIES</b>	—	—	—	—	—	24,552	5,054	17,507	1,434	330
Share of Bengal . . . . .	—	—	—	—	—	2,557	3,128	3,144	3,161	1,660
" Bombay . . . . .	—	—	—	—	—	456	34	9,607	213	379
" Sind . . . . .	—	—	—	—	—	32,244	49,206	16,910	5,025	7,559
" Madras . . . . .	—	—	—	—	—	1,577	2,408	1,936	2,533	338
" Burma . . . . .	—	—	—	—	—	214	53	3,197	314	..
<b>TOTAL</b>	—	—	—	—	—	37,328	54,834	34,744	11,251	9,936
<b>Total value of Earthenware and Porcelain (including pipes of earthenware)—</b>										
United Kingdom . . . . .	—	—	—	—	—	54,602	1,32,526	99,821	44,131	41,276
Other British Possessions . . . . .	—	—	—	—	—	..	118	..	..	..
<b>TOTAL BRITISH EMPIRE</b>	—	—	—	—	—	54,602	1,32,644	99,821	44,131	41,276
Germany . . . . .	—	—	—	—	—	35,386	20,625	47,582	16,129	376
Netherlands . . . . .	—	—	—	—	—	..	2,031	..	235	..
Belgium . . . . .	—	—	—	—	—	602	1,022	..	..	..
United States of America— <i>Via Atlantic Coast</i> . . . . .	—	—	—	—	—	475	3,925	2,297	1,147	..
Other Foreign Countries . . . . .	—	—	—	—	—	127	80	..	..	115
<b>TOTAL FOREIGN COUNTRIES</b>	—	—	—	—	—	36,590	27,683	49,879	17,511	491
Share of Bengal . . . . .	—	—	—	—	—	27,929	11,666	49,129	23,221	9,079
" Bombay . . . . .	—	—	—	—	—	14,925	67,950	67,303	16,793	14,111
" Sind . . . . .	—	—	—	—	—	34,760	62,488	36,476	9,346	11,347
" Madras . . . . .	—	—	—	—	—	7,942	13,898	7,867	6,265	5,715
" Burma . . . . .	—	—	—	—	—	5,636	7,425	7,426	6,018	1,514
<b>TOTAL</b>	—	—	—	—	—	91,192	1,60,327	1,49,200	61,642	41,766
<b>Glass and Glassware—</b> Bottles and phials—										
United Kingdom . . . . .	2,752	2,659	2,971	3,482	3,364	86,231	69,533	82,314	95,815	1,06,486

GENERAL IMPORTS

( 1018 )

(GOVERNMENT STORES)

No. 16—continued

ARTICLES, AND COUNTRIES OF CONSIGNMENT; ALSO SHARE OF EACH PROVINCE	QUANTITY					VALUE				
	1927-28	1928-29	1929-30	1930-31	1931-32	1927-28	1928-29	1929-30	1930-31	1931-32
<b>GOVERNMENT STORES—</b> <i>continued</i>						B	B	B	B	B
<b>Glass and Glassware—</b> <i>continued</i> <i>Bottles and phials—contd.</i>	Gross	Gross	Gross	Gross	Gross					
Germany . . . . .	1,085	1,300	1,877	2,346	625	7,062	10,377	16,010	15,430	1,218
United States of America— Via Atlantic Coast . . . . .	25	84	25	162	..	1,049	3,270	969	5,767	49
<b>TOTAL FOREIGN COUNTRIES</b>	<b>1,110</b>	<b>1,390</b>	<b>1,902</b>	<b>2,508</b>	<b>625</b>	<b>9,011</b>	<b>13,617</b>	<b>17,579</b>	<b>21,206</b>	<b>1,267</b>
<i>Share of Bengal</i> . . . . .	172	99	1,153	1,167	19	4,982	2,034	15,448	19,364	800
" <i>Bombay</i> . . . . .	1,987	1,995	2,629	2,879	1,272	35,352	33,422	43,488	34,938	25,814
" <i>Sind</i> . . . . .	410	274	245	319	326	11,526	9,145	10,605	27,485	14,811
" <i>Madras</i> . . . . .	775	881	671	1,029	1,617	31,841	25,403	26,795	32,614	59,743
" <i>Burma</i> . . . . .	518	800	175	98	255	11,689	7,676	4,657	2,620	5,485
<b>TOTAL</b>	<b>3,862</b>	<b>4,049</b>	<b>4,878</b>	<b>5,990</b>	<b>3,089</b>	<b>95,392</b>	<b>88,180</b>	<b>99,893</b>	<b>1,17,021</b>	<b>1,08,753</b>
<b>Other glassware—</b>										
United Kingdom . . . . .	—	—	—	—	—	2,18,497	2,10,205	2,16,526	2,14,137	1,85,984
Other British Possessions . . . . .	—	—	—	—	—	11	..	..	..	10
<b>TOTAL BRITISH EMPIRE</b>	<b>—</b>	<b>—</b>	<b>—</b>	<b>—</b>	<b>—</b>	<b>2,18,508</b>	<b>2,10,205</b>	<b>2,16,526</b>	<b>2,14,137</b>	<b>1,85,994</b>
Germany . . . . .	—	—	—	—	—	48,318	42,931	38,346	34,888	27,900
Belgium . . . . .	—	—	—	—	—	11,741	291	..	..	44
France . . . . .	—	—	—	—	—	2,600	161	225	659	..
United States of America— Via Atlantic Coast . . . . .	—	—	—	—	—	5,864	4,598	7,477	15,274	3,855
Other Foreign Countries . . . . .	—	—	—	—	—	948	666	15	11	589
<b>TOTAL FOREIGN COUNTRIES</b>	<b>—</b>	<b>—</b>	<b>—</b>	<b>—</b>	<b>—</b>	<b>64,471</b>	<b>48,645</b>	<b>46,063</b>	<b>50,832</b>	<b>31,888</b>
<i>Share of Bengal</i> . . . . .	—	—	—	—	—	66,534	63,322	58,368	62,316	42,702
" <i>Bombay</i> . . . . .	—	—	—	—	—	98,979	82,012	94,604	67,879	31,533
" <i>Sind</i> . . . . .	—	—	—	—	—	48,920	31,351	37,704	40,282	23,732
" <i>Madras</i> . . . . .	—	—	—	—	—	63,444	72,121	61,879	68,199	66,844
" <i>Burma</i> . . . . .	—	—	—	—	—	5,102	12,044	7,039	22,293	14,081
<b>TOTAL</b>	<b>—</b>	<b>—</b>	<b>—</b>	<b>—</b>	<b>—</b>	<b>2,82,979</b>	<b>2,68,850</b>	<b>2,62,589</b>	<b>2,64,969</b>	<b>1,67,882</b>
<b>Total value of Glass and Glassware—</b>										
United Kingdom . . . . .	—	—	—	—	—	3,04,878	2,79,738	2,98,840	3,09,952	2,41,470
Other British Possessions . . . . .	—	—	—	—	—	11	..	..	..	10
<b>TOTAL BRITISH EMPIRE</b>	<b>—</b>	<b>—</b>	<b>—</b>	<b>—</b>	<b>—</b>	<b>3,04,889</b>	<b>2,79,738</b>	<b>2,98,840</b>	<b>3,09,952</b>	<b>2,41,480</b>
Germany . . . . .	—	—	—	—	—	51,280	53,308	54,956	50,827	29,118
Belgium . . . . .	—	—	—	—	—	11,741	291	..	..	44
France . . . . .	—	—	—	—	—	2,600	161	225	659	..
United States of America— Via Atlantic Coast . . . . .	—	—	—	—	—	6,913	7,866	8,446	21,041	3,404
Other Foreign Countries . . . . .	—	—	—	—	—	948	666	15	11	589
<b>TOTAL FOREIGN COUNTRIES</b>	<b>—</b>	<b>—</b>	<b>—</b>	<b>—</b>	<b>—</b>	<b>73,482</b>	<b>62,292</b>	<b>63,642</b>	<b>72,038</b>	<b>33,155</b>
<i>Share of Bengal</i> . . . . .	—	—	—	—	—	71,516	66,986	73,811	81,680	43,502
" <i>Bombay</i> . . . . .	—	—	—	—	—	1,34,331	1,20,434	1,37,092	1,02,817	57,337
" <i>Sind</i> . . . . .	—	—	—	—	—	60,443	40,496	48,309	67,767	38,543
" <i>Madras</i> . . . . .	—	—	—	—	—	95,386	97,524	91,874	98,813	1,15,687
" <i>Burma</i> . . . . .	—	—	—	—	—	16,791	17,620	11,596	30,913	19,666
<b>TOTAL</b>	<b>—</b>	<b>—</b>	<b>—</b>	<b>—</b>	<b>—</b>	<b>3,78,371</b>	<b>3,42,030</b>	<b>3,62,482</b>	<b>3,81,990</b>	<b>2,74,635</b>

No. 16—continued

ARTICLES, AND COUNTRIES OF CONSIGNMENT; ALSO SHARE OF EACH PROVINCE	QUANTITY					VALUE				
	1927-28	1928-29	1929-30	1930-31	1931-32	1927-28	1928-29	1929-30	1930-31	1931-32
						R	R	R	R	R
<b>GOVERNMENT STORES—</b> <i>continued</i> <b>Hardware and Cutlery,</b> <b>including agricultural</b> <b>implements and plated</b> <b>ware—</b>										
United Kingdom . . . . .	—	—	—	—	—	22,44,303	18,92,265	18,96,211	18,53,665	10,04,420
Aden and Dependencies . . . . .	—	—	—	—	—	6,155	478	192	..	..
Other British Possessions . . . . .	—	—	—	—	—	..	630	940	213	510
<b>TOTAL BRITISH EMPIRE</b>	—	—	—	—	—	22,50,518	18,93,368	18,97,343	18,53,878	10,04,930
Sweden . . . . .	—	—	—	—	—	966	13,171	..	278	..
Germany . . . . .	—	—	—	—	—	19,520	7,297	16,175	22,185	21,159
Netherlands . . . . .	—	—	—	—	—	39,227	..	..	..	..
Belgium . . . . .	—	—	—	—	—	52,637	8,116	567	47	..
Maskat Territory and Trucial Oman . . . . .	—	—	—	—	—	..	7,236	..	..	..
Iraq . . . . .	—	—	—	—	—	7,720	540	..	3,634	..
Persia . . . . .	—	—	—	—	—	215	60	210	1,047	..
China (exclusive of Hong- kong and Macao) . . . . .	—	—	—	—	—	8,151	1,27,539	3,322	370	36
United States of America— Via Atlantic Coast . . . . .	—	—	—	—	—	42,396	35,129	36,575	35,909	22,512
„ Pacific „ . . . . .	—	—	—	—	—	..	..	..	1,031	5,290
Other Foreign Countries . . . . .	—	—	—	—	—	424	114	..	676	..
<b>TOTAL FOREIGN COUNTRIES</b>	—	—	—	—	—	1,71,245	1,99,242	55,849	35,181	48,927
Share of Bengal . . . . .	—	—	—	—	—	4,67,686	5,72,781	1,98,336	1,77,207	1,13,952
„ Bombay . . . . .	—	—	—	—	—	4,98,183	5,37,834	4,76,133	4,69,684	2,06,625
„ Sind . . . . .	—	—	—	—	—	12,80,961	7,20,238	9,39,592	8,58,888	5,74,433
„ Madras . . . . .	—	—	—	—	—	69,354	1,17,343	1,76,898	1,22,742	91,520
„ Burma . . . . .	—	—	—	—	—	1,05,580	1,44,364	1,64,237	2,46,533	67,397
<b>TOTAL</b>	—	—	—	—	—	24,21,764	20,92,610	19,53,192	19,39,059	10,53,927
<b>Instruments, Apparatus, and Appliances, and parts thereof—</b> <b>Musical—</b>										
United Kingdom . . . . .	—	—	—	—	—	40,639	47,715	13,143	16,705	15,136
Malta and Gozo . . . . .	—	—	—	—	—	..	..	2,401	..	..
<b>TOTAL BRITISH EMPIRE</b>	—	—	—	—	—	40,639	47,715	15,547	16,705	15,136
Germany . . . . .	—	—	—	—	—	..	..	3,403	185	..
Other Foreign Countries . . . . .	—	—	—	—	—	..	143	..	..	..
<b>TOTAL FOREIGN COUNTRIES</b>	—	—	—	—	—	..	143	3,403	185	..
Share of Bengal . . . . .	—	—	—	—	—	2,641	6,365	1,621	967	1,616
„ Bombay . . . . .	—	—	—	—	—	5,534	5,793	7,273	945	5,551
„ Sind . . . . .	—	—	—	—	—	35,440	22,278	7,489	13,274	5,684
„ Madras . . . . .	—	—	—	—	—	2,550	5,918	1,582	1,704	1,770
„ Burma . . . . .	—	—	—	—	—	4,474	1,508	908	..	516
<b>TOTAL</b>	—	—	—	—	—	40,639	47,858	18,950	16,890	15,136
<b>Photographic—</b>										
United Kingdom . . . . .	—	—	—	—	—	78,561	1,55,302	2,27,569	1,54,064	1,97,515
Victoria . . . . .	—	—	—	—	—	..	..	502	..	..
Australian Commonwealth (Total) . . . . .	—	—	—	—	—	..	..	502	..	..
<b>TOTAL BRITISH EMPIRE</b>	—	—	—	—	—	78,561	1,55,302	2,28,071	1,54,064	1,97,515
Germany . . . . .	—	—	—	—	—	..	9,942	1,811	4,951	8,258
France . . . . .	—	—	—	—	—	1,125	..	1,222	..	..
Italy . . . . .	—	—	—	—	—	..	..	1,185	..	4,234
United States of America— Via Atlantic Coast . . . . .	—	—	—	—	—	1,445	275	7,044	4,221	..
<b>TOTAL FOREIGN COUNTRIES</b>	—	—	—	—	—	2,570	10,217	11,262	9,172	12,537
Share of Bengal . . . . .	—	—	—	—	—	13,820	26,698	11,760	6,406	10,943
„ Bombay . . . . .	—	—	—	—	—	14,385	41,029	18,376	20,118	19,615
„ Sind . . . . .	—	—	—	—	—	36,780	77,268	1,63,030	88,099	1,20,337
„ Madras . . . . .	—	—	—	—	—	3,709	20,626	20,174	43,613	57,524
„ Burma . . . . .	—	—	—	—	—	2,437	..	43	..	1,633
<b>TOTAL</b>	—	—	—	—	—	76,131	1,65,519	2,29,333	1,63,236	2,10,052

GENERAL IMPORTS

(GOVERNMENT STORES)

( 1020 )

No. 16—continued

ARTICLES, AND COUNTRIES OF CONSIGNMENT; ALSO SHARE OF EACH PROVINCE	QUANTITY					VALUE				
	1927-28	1928-29	1929-30	1930-31	19 31-32]	1927-28	1928-29	1929-30	1930-31	1931-32
<b>GOVERNMENT STORES—</b> <i>continued</i> <b>Instruments, Apparatus, and Appliances, and parts thereof—continued</b> <i>Other kinds—</i>						R	R	R	R	R
United Kingdom . . . . .	—	—	—	—	—	45,17,479	58,47,393	36,51,138	30,59,700	22,63,421
Aden and Dependencies . . . . .	—	—	—	—	—	2,730	1,597	1,583	..	671
Federated Malay States . . . . .	—	—	—	—	—	1,333	..	..	..	..
Other British Possessions . . . . .	—	—	—	—	—	1,803	..	1,142	24	900
<b>TOTAL BRITISH EMPIRE</b>	—	—	—	—	—	<b>45,23,345</b>	<b>58,48,990</b>	<b>36,53,863</b>	<b>30,59,724</b>	<b>22,65,001</b>
Germany . . . . .	—	—	—	—	—	4,33,744	1,88,491	2,12,780	1,20,443	1,26,171
Netherlands . . . . .	—	—	—	—	—	14,202	45,310	10,313	13,417	1,864
Belgium . . . . .	—	—	—	—	—	61,724	90,349	26,999	3,136	961
France . . . . .	—	—	—	—	—	43,969	32,866	593	7,235	3,621
Spain . . . . .	—	—	—	—	—	..	..	..	..	1,382
Switzerland . . . . .	—	—	—	—	—	..	40	2,500	..	..
Italy . . . . .	—	—	—	—	—	24,216	8,586	2,050	1,672	595
Austria . . . . .	—	—	—	—	—	13,192	..	2,949	1,473	2,741
Iraq . . . . .	—	—	—	—	—	1,198	3,028	2,897	..	..
China (exclusive of Hong- kong and Macao) . . . . .	—	—	—	—	—	500	36,092	49	453	..
United States of America— Vid Atlantic Coast . . . . .	—	—	—	—	—	1,14,972	1,38,007	1,01,827	54,321	5,37,270
“ Pacific ” . . . . .	—	—	—	—	—	..	..	84	2,074	..
Other Foreign Countries . . . . .	—	—	—	—	—	251	989	1,297	2,104	150
<b>TOTAL FOREIGN COUNTRIES</b>	—	—	—	—	—	<b>7,07,963</b>	<b>5,44,748</b>	<b>3,64,336</b>	<b>2,06,323</b>	<b>6,74,767</b>
Share of Bengal . . . . .	—	—	—	—	—	11,99,869	9,78,716	7,34,456	6,09,034	9,11,481
“ Bombay . . . . .	—	—	—	—	—	24,09,239	37,92,399	15,70,361	6,42,044	3,97,243
“ Sind . . . . .	—	—	—	—	—	10,34,798	10,41,041	12,03,056	14,05,788	10,63,918
“ Madras . . . . .	—	—	—	—	—	3,91,176	4,73,714	3,37,777	4,04,554	4,41,992
“ Burma . . . . .	—	—	—	—	—	1,06,231	1,07,869	1,32,552	2,04,632	1,25,133
<b>TOTAL</b>	—	—	—	—	—	<b>52,31,313</b>	<b>63,93,738</b>	<b>40,18,201</b>	<b>32,86,052</b>	<b>29,39,767</b>
<b>Total value of Instruments, Apparatus, and Appliances, and parts thereof—</b>										
United Kingdom . . . . .	—	—	—	—	—	46,31,679	60,50,410	38,91,853	32,30,469	24,76,074
Malta and Gozo . . . . .	—	—	—	—	—	..	..	2,953	..	..
Aden and Dependencies . . . . .	—	—	—	—	—	2,730	1,597	1,583	..	677
Federated Malay States . . . . .	—	—	—	—	—	1,333	..	..	..	..
Other British Possessions . . . . .	—	—	—	—	—	1,803	..	1,092	24	900
<b>TOTAL BRITISH EMPIRE</b>	—	—	—	—	—	<b>46,37,545</b>	<b>60,52,007</b>	<b>38,97,431</b>	<b>32,30,493</b>	<b>24,77,651</b>
Germany . . . . .	—	—	—	—	—	4,33,744	1,98,433	2,17,994	1,25,579	1,34,424
Netherlands . . . . .	—	—	—	—	—	14,202	45,310	10,313	13,417	1,864
Belgium . . . . .	—	—	—	—	—	61,724	90,349	26,999	3,136	966
France . . . . .	—	—	—	—	—	45,094	33,009	1,815	7,235	3,625
Spain . . . . .	—	—	—	—	—	..	..	..	..	1,382
Switzerland . . . . .	—	—	—	—	—	..	40	2,500	..	..
Italy . . . . .	—	—	—	—	—	24,216	8,586	3,235	1,672	595
Austria . . . . .	—	—	—	—	—	13,192	..	2,949	1,473	2,744
Iraq . . . . .	—	—	—	—	—	1,198	3,028	2,897	..	..
China (exclusive of Hong- kong and Macao) . . . . .	—	—	—	—	—	500	36,092	49	453	..
United States of America— Vid Atlantic Coast . . . . .	—	—	—	—	—	1,16,417	1,38,372	1,08,871	58,542	5,41,554
“ Pacific ” . . . . .	—	—	—	—	—	..	..	84	2,074	..
Other Foreign Countries . . . . .	—	—	—	—	—	251	989	1,297	2,104	150
<b>TOTAL FOREIGN COUNTRIES</b>	—	—	—	—	—	<b>7,10,538</b>	<b>5,55,103</b>	<b>3,79,003</b>	<b>2,15,635</b>	<b>6,87,304</b>
Share of Bengal . . . . .	—	—	—	—	—	12,16,336	10,11,778	7,37,336	6,16,407	9,24,039
“ Bombay . . . . .	—	—	—	—	—	24,29,158	33,39,221	15,96,110	6,63,107	4,22,499
“ Sind . . . . .	—	—	—	—	—	10,97,018	11,46,533	13,94,505	15,07,161	11,89,939
“ Madras . . . . .	—	—	—	—	—	4,02,436	5,00,156	4,14,533	4,54,871	5,01,336
“ Burma . . . . .	—	—	—	—	—	2,03,142	1,09,375	1,33,600	2,04,632	1,27,288
<b>TOTAL</b>	—	—	—	—	—	<b>53,48,083</b>	<b>66,07,115</b>	<b>42,76,434</b>	<b>34,46,178</b>	<b>31,64,955</b>

No. 16—continued

ARTICLES, AND COUNTRIES OF CONSIGNMENT; ALSO SHARE OF EACH PROVINCE	QUANTITY					VALUE				
	1927-28	1928-29	1929-30	1930-31	1931-32	1927-28	1928-29	1929-30	1930-31	1931-32
<b>GOVERNMENT STORES—</b> <i>continued</i>						R	R	R	R	R
<b>Leather—</b>										
<b>Unwrought—</b>										
<b>United Kingdom</b>	Cwts. 298	Cwts. 325	Cwts. 36	Cwts. 54	Cwts. 11	47,847	67,451	20,136	24,716	7,321
<b>France</b>	..	..	..	1	..	..	..	..	303	..
<b>Share of Bengal</b>	4	3	1	9	3	3,584	1,623	1,076	3,810	2,335
" <b>Bombay</b>	290	24	35	31	2	41,435	11,401	18,836	14,049	854
" <b>Sind</b>	4	298	..	14	6	2,828	54,254	224	6,453	3,632
" <b>Madras</b>	..	..	..	1	..	..	..	..	707	..
" <b>Burma</b>	..	..	..	..	..	..	173	..	..	..
<b>TOTAL</b>	298	325	36	55	11	47,847	67,451	20,136	25,019	7,321
<b>Manufactures—</b>										
<b>Saddlery and harness—</b>										
<b>United Kingdom</b>	—	—	—	—	—	859	130	3,434	461	..
<b>Aden and Dependencies</b>	—	—	—	—	—	15	504	..	..	..
<b>TOTAL BRITISH EMPIRE</b>	—	—	—	—	—	874	634	3,434	461	..
<b>China (exclusive of Hongkong     and Macao)</b>	—	—	—	—	—	..	3,867	..	1,326	2,358
<b>Share of Bengal</b>	—	—	—	—	—	36	..	..	..	2,358
" <b>Bombay</b>	—	—	—	—	—	560	4,371	3,434	1,787	..
" <b>Burma</b>	—	—	—	—	—	278	130	..	..	..
<b>TOTAL</b>	—	—	—	—	—	874	4,501	3,434	1,787	2,358
<b>Other sorts (excluding boots     and shoes)—</b>										
<b>United Kingdom</b>	—	—	—	—	—	39,653	32,055	39,533	43,728	15,038
<b>Other British Possessions</b>	—	—	—	—	—	676	..	..	..	..
<b>TOTAL BRITISH EMPIRE</b>	—	—	—	—	—	40,329	32,055	39,533	43,728	15,038
<b>Germany</b>	—	—	—	—	—	..	..	..	57	..
<b>China (exclusive of Hongkong     and Macao)</b>	—	—	—	—	—	..	1,423	..	27	..
<b>TOTAL FOREIGN COUNTRIES</b>	—	—	—	—	—	..	1,423	..	84	..
<b>Share of Bengal</b>	—	—	—	—	—	6,321	17,506	19,832	10,460	10,068
" <b>Bombay</b>	—	—	—	—	—	11,606	7,813	6,818	9,742	2,274
" <b>Sind</b>	—	—	—	—	—	16,075	6,088	11,399	19,692	738
" <b>Madras</b>	—	—	—	—	—	5,305	1,399	2,279	3,913	1,058
" <b>Burma</b>	—	—	—	—	—	1,022	173	315	..	..
<b>TOTAL</b>	—	—	—	—	—	40,329	33,478	39,533	43,812	15,038
<b>Total value of Leather</b>	—	—	—	—	—	39,650	1,05,430	63,108	70,618	24,717
<b>Liquors—</b>										
<b>Ale, Beer and Porter—</b>										
<b>United Kingdom</b>	Gals. ..	Gals. 2	Gals. ..	Gals. ..	Gals. ..	..	33	..	40	..
<b>Share of Bombay</b>	..	..	..	..	..	..	..	..	40	..
" <b>Burma</b>	..	2	..	..	..	..	33	..	..	..
<b>TOTAL</b>	..	2	..	..	..	..	33	..	40	..
<b>Spirit—</b>										
<b>United Kingdom</b>	Gals. 524	Gals. 444	Gals. 144	Gals. 1,014	Gals. 102	9,601	5,861	2,217	3,983	2,781
<b>Germany</b>	187	120	191	169	188	4,198	1,100	1,753	1,551	1,666
<b>Other Foreign Countries</b>	7	34	28	15	3	101	467	262	132	33
<b>TOTAL FOREIGN COUNTRIES</b>	194	154	219	184	191	4,299	1,507	2,015	1,683	1,699

GENERAL IMPORTS

( 1022 )

(GOVERNMENT STORES)

No. 16—continued

ARTICLES, AND COUNTRIES OF CONSIGNMENT: ALSO SHARE OF EACH PROVINCE	QUANTITY					VALUE				
	1927-28	1928-29	1929-30	1930-31	1931-32	1927-28	1928-29	1929-30	1930-31	1931-32
<b>GOVERNMENT STORES—</b> <i>continued</i>						R	R	R	R	R
<b>Liquors—continued</b>										
<i>Spirit—continued</i>	Gals.	Gals.	Gals.	Gals.	Gals.					
Share of Bengal . . . . .	58	155	100	1,799	46	936	1,777	1,109	951	333
“ Bombay . . . . .	586	377	110	215	165	11,148	4,327	1,734	3,295	3,201
“ Sind . . . . .	62	65	69	72	65	1,471	1,121	1,070	1,332	814
“ Madras . . . . .	5	..	..	..	..	125	..	..	..	..
“ Burma . . . . .	7	11	24	12	17	220	203	319	93	133
<b>TOTAL</b> . . . . .	718	598	303	2,098	293	13,900	7,423	4,232	5,671	4,480
<i>Wines . . . . .</i>	Gals.	Gals.	Gals.	Gals.	Gals.	..	..	..	..	..
<b>Total Liquors</b> . . . . .	718	609	303	2,098	293	13,900	7,461	4,232	5,711	4,480
<b>Machinery and Millwork—</b> <i>Locomotive Engines and tenders and parts thereof for Railways†—</i>										
United Kingdom . . . . .	—	—	—	—	—	—	1,07,05,496	1,10,23,465	1,39,04,443	37,06,524
Sweden . . . . .	—	—	—	—	—	—	5,47,640	..	..	23,692
Germany . . . . .	—	—	—	—	—	—	9,01,058	43,72,348	27,07,785	25,75,776
Netherlands . . . . .	—	—	—	—	—	—	14,004	..	..	..
Belgium . . . . .	—	—	—	—	—	—	10,11,343	14,23,596	13,85,474	1,23,128
Italy . . . . .	—	—	—	—	—	—	1,75,172	16,24,267	15,76,331	2,73,947
Native States in Arabia other than Maskat Territory and Trucial Oman . . . . .	—	—	—	—	—	—	..	..	..	1,206
United States of America— Via Atlantic Coast . . . . .	—	—	—	—	—	—	1,15,246	2,610	1,601	3,947
<b>TOTAL FOREIGN COUNTRIES</b> . . . . .	—	—	—	—	—	—	27,64,463	74,22,821	56,71,191	30,06,696
Share of Bengal . . . . .	—	—	—	—	—	—	45,27,060	30,18,723	62,95,330	11,47,839
“ Bombay . . . . .	—	—	—	—	—	—	37,67,967	35,59,393	33,79,127	6,94,112
“ Sind . . . . .	—	—	—	—	—	—	51,74,932	58,08,170	91,71,429	40,56,721
“ Burma . . . . .	—	—	—	—	—	—	..	..	1,30,048	8,14,543
<b>TOTAL</b> . . . . .	—	—	—	—	—	—	1,34,69,959	1,84,40,286	1,04,75,634	67,13,220
<b>Steam Engines and parts</b> <i>(other than locomotives)—</i>										
United Kingdom . . . . .	—	—	—	—	—	6,42,806	7,70,363	1,89,775	2,29,375	95,554
Sweden . . . . .	—	—	—	—	—	14,817	16,439	..	..	..
Germany . . . . .	—	—	—	—	—	88,691	..	188	1,657	..
Belgium . . . . .	—	—	—	—	—	..	4,750	15,265	63,838	..
France . . . . .	—	—	—	—	—	540	..	..	1,003	..
Italy . . . . .	—	—	—	—	—	5,325	..	..	..	..
United States of America— Via Atlantic Coast . . . . .	—	—	—	—	—	5,590	1,84,481	..	4,560	..
“ Pacific ” . . . . .	—	—	—	—	—	..	..	..	22,836	..
<b>TOTAL FOREIGN COUNTRIES</b> . . . . .	—	—	—	—	—	1,14,963	2,05,670	15,453	93,809	..
Share of Bengal . . . . .	—	—	—	—	—	23	..	30,560	1,42,311	..
“ Bombay . . . . .	—	—	—	—	—	39,850	4,67,743	12,801	13,700	17,864
“ Sind . . . . .	—	—	—	—	—	10,668	7,310	2,110	..	315
“ Madras . . . . .	—	—	—	—	—	2,62,093	2,62,815	31,701	58,725	2,782
“ Burma . . . . .	—	—	—	—	—	4,44,535	2,33,660	78,066	1,03,538	74,593
<b>TOTAL</b> . . . . .	—	—	—	—	—	7,57,769	9,76,588	2,05,223	3,23,274	95,554

†Shown under this head from 1928-29; for previous years' figures, see under "Railway Plant and Rolling Stock."

No. 16—continued

ARTICLES, AND COUNTRIES OF CONSIGNMENT; ALSO SHARE OF EACH PROVINCE	QUANTITY					VALUE				
	1927-28	1928-29	1929-30	1930-31	1931-32	1927-28	1928-29	1929-30	1930-31	1931-32
<b>GOVERNMENT STORES—</b> <i>continued</i>										
<b>Machinery and Millwork—</b> <i>continued</i>										
<i>Other sorts of Machinery—</i>										
United Kingdom . . . . .	—	—	—	—	—	92,51,989	2,12,93,203	1,17,37,713	41,98,077	32,91,818
Aden and Dependencies . . . . .	—	—	—	—	—	100	239	50	20,466	186
Other British Possessions . . . . .	—	—	—	—	—	200	..	84	..	200
<b>TOTAL BRITISH EMPIRE</b>	—	—	—	—	—	92,52,289	2,12,93,442	1,17,37,847	42,18,543	32,92,204
Russia—										
Northern Russia . . . . .	—	—	—	—	—	..	..	1,553	..	..
Sweden . . . . .	—	—	—	—	—	..	..	122	87,630	..
Denmark . . . . .	—	—	—	—	—	10,917	..	..	..	..
Germany . . . . .	—	—	—	—	—	92,124	3,62,565	27,70,780	15,06,698	5,24,381
Netherlands . . . . .	—	—	—	—	—	36,099	42,710	268	..	36,645
Belgium . . . . .	—	—	—	—	—	3,05,019	5,18,436	5,36,941	18,300	5,76,339
France . . . . .	—	—	—	—	—	1,74,565	83,950	1,895	572	1,568
Italy . . . . .	—	—	—	—	—	5,344	4,72,669	11,56,371	3,932	3,602
China (exclusive of Hongkong and Macão) . . . . .	—	—	—	—	—	..	..	..	2,538	..
United States of America— Vid Atlantic Coast . . . . .	—	—	—	—	—	17,70,945	17,74,371	5,45,781	2,05,493	1,62,340
“ Pacific “ . . . . .	—	—	—	—	—	2,850	..	566	950	1,438
Other Foreign Countries . . . . .	—	—	—	—	—	289	..	570	75	50
<b>TOTAL FOREIGN COUNTRIES</b>	—	—	—	—	—	23,98,152	32,60,701	50,14,797	17,71,233	13,06,263
<i>Share of Bengal</i> . . . . .	—	—	—	—	—	11,36,601	33,11,236	63,36,455	18,97,622	3,61,252
“ <i>Bombay</i> . . . . .	—	—	—	—	—	68,12,733	1,82,05,950	32,07,609	22,72,509	3,49,972
“ <i>Sind</i> . . . . .	—	—	—	—	—	32,08,931	25,31,151	14,08,665	11,99,493	9,37,084
“ <i>Madras</i> . . . . .	—	—	—	—	—	1,17,223	2,48,444	5,22,465	2,09,713	23,31,298
“ <i>Burma</i> . . . . .	—	—	—	—	—	3,14,948	2,07,362	2,27,550	4,10,239	1,18,361
<b>TOTAL</b>	—	—	—	—	—	1,16,50,441	2,45,54,143	1,67,52,644	59,89,781	45,98,467
<b>Total value of Machinery and Millwork—</b>										
United Kingdom . . . . .	—	—	—	—	—	98,94,795	3,27,69,562	2,29,50,953	1,82,31,895	70,93,896
Aden and Dependencies . . . . .	—	—	—	—	—	100	239	50	20,466	186
Other British Possessions . . . . .	—	—	—	—	—	200	..	84	..	200
<b>TOTAL BRITISH EMPIRE</b>	—	—	—	—	—	98,95,095	3,27,69,801	2,29,51,037	1,82,52,361	70,94,282
Russia—										
Northern Russia . . . . .	—	—	—	—	—	..	..	1,553	..	..
Sweden . . . . .	—	—	—	—	—	14,817	5,64,079	122	87,630	23,692
Denmark . . . . .	—	—	—	—	—	10,917	..	..	..	..
Germany . . . . .	—	—	—	—	—	1,80,815	12,63,623	71,43,316	42,16,140	31,00,157
Netherlands . . . . .	—	—	—	—	—	36,099	56,714	268	..	36,645
Belgium . . . . .	—	—	—	—	—	3,05,019	15,34,529	19,75,802	14,62,612	7,04,467
France . . . . .	—	—	—	—	—	1,75,105	83,950	1,895	1,580	1,568
Italy . . . . .	—	—	—	—	—	10,669	6,53,341	27,30,638	15,80,263	2,77,449
Native States of Arabia other than Maskat Terri- tory and Trucial Oman . . . . .	—	—	—	—	—	139	..	..	..	1,206
China (exclusive of Hong- kong and Macão) . . . . .	—	—	—	—	—	..	..	..	2,538	..
United States of America— Vid Atlantic Coast . . . . .	—	—	—	—	—	17,76,535	20,74,098	5,48,341	2,11,654	1,66,287
“ Pacific “ . . . . .	—	—	—	—	—	2,850	..	566	23,786	1,438
Other Foreign Countries . . . . .	—	—	—	—	—	150	..	670	75	50
<b>TOTAL FOREIGN COUNTRIES</b>	—	—	—	—	—	25,13,115	62,30,834	1,24,58,071	75,36,328	43,12,959
<i>Share of Bengal</i> . . . . .	—	—	—	—	—	11,36,624	73,33,296	1,54,35,738	53,35,163	30,09,091
“ <i>Bombay</i> . . . . .	—	—	—	—	—	68,52,583	2,24,41,665	1,17,79,363	61,70,336	10,31,943
“ <i>Sind</i> . . . . .	—	—	—	—	—	32,19,599	77,63,393	70,78,345	1,03,70,927	49,94,190
“ <i>Madras</i> . . . . .	—	—	—	—	—	3,79,931	5,11,259	6,04,166	2,63,438	23,34,080
“ <i>Burma</i> . . . . .	—	—	—	—	—	7,59,433	4,46,022	3,05,606	6,43,325	10,03,002
<b>TOTAL</b>	—	—	—	—	—	1,24,08,210	3,90,00,635	3,54,04,158	2,57,88,689	1,14,07,241

GENERAL IMPORTS

( 1024 )

(GOVERNMENT STORES)

No. 16—continued

ARTICLES, AND COUNTRIES OF CONSIGNMENT; ALSO SHARE OF EACH PROVINCE	QUANTITY					VALUE				
	1927-28	1928-29	1929-30	1930-31	1931-32	1927-28	1928-29	1929-30	1930-31	1931-32
<b>GOVERNMENT STORES— continued</b>						R	R	R	R	R
<b>Metals and Ores— Brass, Bronze, and simi- lar alloys, and manu- factures thereof, wrought—</b>	Cwts.	Cwts.	Cwts.	Cwts.	Cwts.					
United Kingdom . . . . .	1,394	474	504	153	25	92,978	34,236	38,986	15,880	5,003
Germany . . . . .	288	..	..	..	55	14,710	..	..	..	1,824
Other Foreign Countries . . . . .	..	..	1	..	..	..	..	625	8	..
<b>TOTAL FOREIGN COUNTRIES</b>	<b>288</b>	<b>..</b>	<b>1</b>	<b>..</b>	<b>55</b>	<b>14,710</b>	<b>..</b>	<b>625</b>	<b>8</b>	<b>1,824</b>
Share of Bengal . . . . .	633	45	33	30	6	27,686	3,278	2,307	1,974	416
“ Bombay . . . . .	686	173	210	51	3	50,095	10,348	12,886	7,986	283
“ Sind . . . . .	161	92	81	7	13	15,087	8,023	10,834	1,120	4,385
“ Madras . . . . .	10	20	58	..	..	1,031	936	2,699	..	..
“ Burma . . . . .	192	144	123	65	53	13,190	11,051	10,886	4,308	2,343
<b>TOTAL</b>	<b>1,632</b>	<b>474</b>	<b>505</b>	<b>153</b>	<b>80</b>	<b>1,07,688</b>	<b>34,236</b>	<b>39,611</b>	<b>15,888</b>	<b>7,427</b>
<b>Copper—</b>										
<b>Unwrought—</b>	Cwts.	Cwts.	Cwts.	Cwts.	Cwts.					
United Kingdom . . . . .	102	101	..	..	302	4,360	5,124	..	..	13,983
Ceylon . . . . .	1	..	..	..	..	47	..	..	..	..
New South Wales . . . . .	..	..	..	1,599	..	..	..	..	68,680	..
Australian Commonwealth (Total) . . . . .	..	..	..	1,599	..	..	..	..	68,680	..
<b>TOTAL BRITISH EMPIRE</b>	<b>103</b>	<b>101</b>	<b>..</b>	<b>1,599</b>	<b>302</b>	<b>4,407</b>	<b>5,124</b>	<b>..</b>	<b>68,680</b>	<b>13,983</b>
Portuguese East Africa . . . . .	2,000	..	..	..	..	86,274	..	..	..	..
United States of America—										
Via Atlantic Coast . . . . .	35,206	22,802	25,012	12,002	1	14,65,089	10,25,151	14,43,039	4,26,087	47
“ Pacific “ . . . . .	..	..	2	..	..	..	..	126	..	..
<b>TOTAL FOREIGN COUNTRIES</b>	<b>37,206</b>	<b>22,802</b>	<b>25,014</b>	<b>12,002</b>	<b>1</b>	<b>15,51,868</b>	<b>10,25,151</b>	<b>14,43,165</b>	<b>4,26,087</b>	<b>47</b>
Share of Bengal . . . . .	34,007	20,004	25,014	12,002	1	14,14,251	9,05,059	14,43,165	4,26,087	47
“ Bombay . . . . .	3,202	2,799	..	1,599	..	1,37,265	1,20,153	..	68,680	..
“ Sind . . . . .	..	..	..	..	3	..	..	..	..	248
“ Burma . . . . .	100	100	..	..	299	4,254	5,063	..	..	13,737
<b>TOTAL</b>	<b>37,309</b>	<b>22,903</b>	<b>25,014</b>	<b>13,601</b>	<b>303</b>	<b>15,55,770</b>	<b>10,25,275</b>	<b>14,43,165</b>	<b>4,94,767</b>	<b>14,030</b>
<b>Wrought—</b>	Cwts.	Cwts.	Cwts.	Cwts.	Cwts.					
United Kingdom . . . . .	7,871	4,039	3,071	1,299	579	3,71,274	2,47,625	2,12,065	89,684	32,453
Aden and Dependencies . . . . .	..	..	52	6	..	..	..	7,300	164	155
Straits Settlements (including Labuan) . . . . .	3,024	..	..	..	..	1,39,338	..	..	..	..
<b>TOTAL BRITISH EMPIRE</b>	<b>10,895</b>	<b>4,039</b>	<b>3,123</b>	<b>1,305</b>	<b>579</b>	<b>5,10,612</b>	<b>2,47,625</b>	<b>2,19,365</b>	<b>89,848</b>	<b>32,608</b>
Germany . . . . .	380	403	192	..	356	20,751	22,455	10,323	..	15,884
Belgium . . . . .	120	84	262	138	..	6,888	5,318	18,966	8,181	..
Peru . . . . .	20	..	..	..	..	1,828	..	..	..	..
United States of America—										
Via Atlantic Coast . . . . .	1	971	1	7,404	..	886	52,721	62	3,08,371	..
Other Foreign Countries . . . . .	4	..	1	..	..	451	..	53	78	..
<b>TOTAL FOREIGN COUNTRIES</b>	<b>525</b>	<b>1,457</b>	<b>456</b>	<b>7,537</b>	<b>356</b>	<b>30,249</b>	<b>80,494</b>	<b>29,404</b>	<b>3,16,630</b>	<b>15,884</b>
Share of Bengal . . . . .	9,807	1,547	382	7,349	356	4,44,623	1,02,297	15,969	3,40,742	18,476
“ Bombay . . . . .	899	2,906	1,320	326	18	51,331	1,66,586	91,395	23,657	4,006
“ Sind . . . . .	707	1,024	1,876	172	12	40,598	56,461	1,41,149	15,278	1,591
“ Madras . . . . .	2	..	..	52	..	4,082	..	..	2,577	..
“ Burma . . . . .	5	19	1	443	549	327	2,773	266	24,217	24,419
<b>TOTAL</b>	<b>11,420</b>	<b>5,496</b>	<b>3,579</b>	<b>8,342</b>	<b>935</b>	<b>5,40,861</b>	<b>3,28,110</b>	<b>2,48,769</b>	<b>4,06,478</b>	<b>48,462</b>



ARTICLES, AND COUNTRIES OF CONSIGNMENT; ALSO SHARE OF EACH PROVINCE	QUANTITY					VALUE				
	1927-28	1928-29	1929-30	1930-31	1931-32	1927-28	1928-29	1929-30	1930-31	1931-32
<b>GOVERNMENT STORES—</b> <i>continued</i>						R	R	R	R	R
<b>Metals and Ores—continued</b>										
<b>Copper—continued</b>										
<i>Total Copper—</i>										
United Kingdom . . . . .	Cwts. 7,978	Cwts. 4,140	Cwts. 3,071	Cwts. 1,299	Cwts. 881	3,75,634	2,52,749	2,12,065	89,684	46,436
Aden and Dependencies . . . . .	.. ..	.. ..	52	6	.. ..	.. ..	.. ..	7,300	164	155
Straits Settlements (including Labuan) . . . . .	3,024	.. ..	.. ..	.. ..	.. ..	1,59,338	.. ..	.. ..	.. ..	.. ..
New South Wales . . . . .	.. ..	.. ..	.. ..	1,599	.. ..	.. ..	.. ..	.. ..	68,680	.. ..
<i>Australian Commonwealth</i> <i>(Total)</i> . . . . .	.. ..	.. ..	.. ..	1,599	.. ..	.. ..	.. ..	.. ..	68,680	.. ..
Other British Possessions . . . . .	1	.. ..	.. ..	.. ..	.. ..	47	.. ..	.. ..	.. ..	.. ..
<b>TOTAL BRITISH EMPIRE</b>	<b>10,998</b>	<b>4,140</b>	<b>3,123</b>	<b>2,904</b>	<b>881</b>	<b>5,15,019</b>	<b>2,52,749</b>	<b>2,19,365</b>	<b>1,58,528</b>	<b>46,591</b>
Germany . . . . .	380	402	192	.. ..	356	20,751	22,455	10,323	.. ..	15,884
Belgium . . . . .	120	84	262	133	.. ..	6,888	5,318	13,966	8,181	.. ..
Persia . . . . .	20	.. ..	.. ..	.. ..	.. ..	1,823	.. ..	.. ..	.. ..	.. ..
Portuguese East Africa . . . . .	2,000	.. ..	.. ..	.. ..	.. ..	86,274	.. ..	.. ..	.. ..	.. ..
United States of America— Vid Atlantic Coast . . . . .	35,207	23,773	25,013	19,406	1	14,65,425	10,77,872	14,43,101	7,34,458	47
“ Pacific . . . . .	.. ..	.. ..	2	.. ..	.. ..	.. ..	.. ..	126	.. ..	.. ..
Other Foreign Countries . . . . .	4	.. ..	1	.. ..	.. ..	451	.. ..	53	78	.. ..
<b>TOTAL FOREIGN COUNTRIES</b>	<b>37,731</b>	<b>24,259</b>	<b>25,470</b>	<b>19,539</b>	<b>357</b>	<b>15,81,612</b>	<b>11,05,645</b>	<b>14,72,569</b>	<b>7,42,717</b>	<b>15,931</b>
<i>Share of Bengal</i> . . . . .	43,814	21,551	25,396	19,851	357	18,58,774	10,07,356	14,59,134	7,66,836	18,523
“ <i>Bombay</i> . . . . .	4,101	5,705	1,320	1,925	18	1,88,596	2,88,733	91,395	92,327	4,006
“ <i>Sind</i> . . . . .	707	1,024	1,876	172	15	40,398	56,464	1,41,149	15,278	1,837
“ <i>Madras</i> . . . . .	2	.. ..	.. ..	52	.. ..	4,082	.. ..	.. ..	2,577	.. ..
“ <i>Burma</i> . . . . .	105	119	1	443	848	4,581	7,336	256	24,217	38,156
<b>TOTAL</b>	<b>48,729</b>	<b>23,399</b>	<b>28,593</b>	<b>22,443</b>	<b>1,238</b>	<b>20,96,631</b>	<b>13,58,394</b>	<b>16,91,934</b>	<b>9,01,245</b>	<b>62,522</b>
<b>Iron—</b>										
<b>Pig—</b>										
United Kingdom . . . . .	Tons 7,017	Tons 3,280	Tons 1,773	.. ..	10	5,23,956	2,28,400	1,35,264	.. ..	1,286
Sweden . . . . .	92	85	.. ..	.. ..	.. ..	14,761	5,549	.. ..	.. ..	.. ..
Belgium . . . . .	.. ..	.. ..	49	.. ..	.. ..	.. ..	.. ..	6,192	.. ..	.. ..
Germany . . . . .	45	.. ..	.. ..	.. ..	.. ..	7,810	.. ..	.. ..	.. ..	.. ..
<b>TOTAL FOREIGN COUNTRIES</b>	<b>137</b>	<b>35</b>	<b>49</b>	<b>.. ..</b>	<b>.. ..</b>	<b>22,571</b>	<b>5,549</b>	<b>6,192</b>	<b>.. ..</b>	<b>.. ..</b>
<i>Share of Bengal</i> . . . . .	7,034	3,140	1,599	.. ..	10	5,33,973	2,16,927	1,16,712	.. ..	1,286
“ <i>Bombay</i> . . . . .	100	100	223	.. ..	.. ..	11,053	10,302	24,744	.. ..	.. ..
“ <i>Burma</i> . . . . .	20	75	.. ..	.. ..	.. ..	1,502	4,810	.. ..	.. ..	.. ..
<b>TOTAL</b>	<b>7,154</b>	<b>3,315</b>	<b>1,822</b>	<b>.. ..</b>	<b>10</b>	<b>5,46,527</b>	<b>2,32,039</b>	<b>1,41,456</b>	<b>.. ..</b>	<b>1,286</b>
<b>Manufactures—</b>										
<b>Angle and tee, bolt and rod—</b>										
United Kingdom . . . . .	Tons 148	Tons 49	Tons 127	Tons 22	Tons 107	29,264	5,324	19,202	3,894	12,200
Other British Possessions . . . . .	.. ..	.. ..	.. ..	.. ..	.. ..	.. ..	.. ..	.. ..	.. ..	25
<b>TOTAL BRITISH EMPIRE</b>	<b>148</b>	<b>49</b>	<b>127</b>	<b>22</b>	<b>107</b>	<b>29,264</b>	<b>5,324</b>	<b>19,202</b>	<b>3,894</b>	<b>12,225</b>
Belgium . . . . .	70	.. ..	.. ..	.. ..	.. ..	10,944	.. ..	.. ..	.. ..	.. ..
<i>Share of Bengal</i> . . . . .	48	22	60	.. ..	10	10,769	2,020	6,546	.. ..	1,146
“ <i>Bombay</i> . . . . .	26	.. ..	.. ..	.. ..	.. ..	3,148	125	.. ..	.. ..	.. ..
“ <i>Sind</i> . . . . .	53	.. ..	.. ..	.. ..	.. ..	12,876	9	.. ..	.. ..	.. ..
“ <i>Burma</i> . . . . .	92	27	77	22	97	13,415	3,170	12,657	3,894	11,079
{ Protected . . . . .	76	20	115	7	97	10,262	1,838	19,975	835	11,054
{ Not protected . . . . .	142	29	12	15	10	29,946	3,486	2,227	3,059	1,171
<b>TOTAL</b>	<b>218</b>	<b>49</b>	<b>127</b>	<b>22</b>	<b>107</b>	<b>40,208</b>	<b>5,324</b>	<b>19,202</b>	<b>3,894</b>	<b>12,225</b>
<b>Bars and channels—</b>										
United Kingdom . . . . .	Tons 139	Tons 158	Tons 31	Tons 1	Tons 29	83,077	40,115	9,792	454	4,572
Germany . . . . .	16	.. ..	.. ..	4	.. ..	6,569	.. ..	.. ..	346	.. ..
Belgium . . . . .	.. ..	.. ..	.. ..	.. ..	.. ..	.. ..	.. ..	.. ..	43	.. ..
<b>TOTAL FOREIGN COUNTRIES</b>	<b>16</b>	<b>.. ..</b>	<b>.. ..</b>	<b>4</b>	<b>.. ..</b>	<b>6,569</b>	<b>.. ..</b>	<b>.. ..</b>	<b>389</b>	<b>.. ..</b>
<i>Share of Bengal</i> . . . . .	90	72	24	.. ..	.. ..	27,390	19,346	7,627	173	.. ..
“ <i>Bombay</i> . . . . .	14	13	5	1	.. ..	4,958	4,691	1,856	305	22
“ <i>Sind</i> . . . . .	2	.. ..	.. ..	.. ..	.. ..	429	.. ..	.. ..	19	9
“ <i>Madras</i> . . . . .	.. ..	.. ..	2	.. ..	1	.. ..	.. ..	309	.. ..	152
“ <i>Burma</i> . . . . .	49	73	.. ..	4	28	6,371	16,078	.. ..	346	4,389
{ Protected . . . . .	61	9	15	4	19	15,852	3,070	4,215	346	3,248
{ Not protected . . . . .	94	149	16	1	10	23,704	37,045	5,577	497	1,924
<b>TOTAL</b>	<b>155</b>	<b>158</b>	<b>31</b>	<b>5</b>	<b>29</b>	<b>39,646</b>	<b>40,115</b>	<b>5,792</b>	<b>843</b>	<b>4,572</b>

GENERAL IMPORTS

(GOVERNMENT STORES)

( 1026 )

No. 16—continued

ARTICLES, AND COUNTRIES OF CONSIGNMENT; ALSO SHARE OF EACH PROVINCE	QUANTITY					VALUE				
	1927-28	1928-29	1929-30	1930-31	1931-32	1927-28	1928-29	1929-30	1930-31	1931-32
<b>GOVERNMENT STORES—</b>						R	R	R	R	R
<i>continued</i>										
<b>Metals and Ores—continued</b>										
<i>Iron—contd</i>										
<b>Total Iron—</b>	Tons	Tons	Tons	Tons	Tons					
United Kingdom	7,304	3,487	1,931	23	146	5,86,297	2,71,929	1,64,951	4,348	18,058
Other British Possessions	..	..	..	..	..	..	..	..	..	23
<b>TOTAL BRITISH EMPIRE</b>	7,304	3,487	1,931	23	146	5,86,297	2,71,929	1,64,951	4,348	18,081
Sweden	92	35	..	..	..	14,761	5,549	..	..	..
Germany	61	..	..	4	..	14,379	..	..	346	..
Belgium	70	..	49	..	..	10,944	..	6,192	43	..
<b>TOTAL FOREIGN COUNTRIES</b>	223	35	49	4	..	40,084	5,549	6,192	389	..
<b>Shares of Bengal</b>	7,172	3,234	1,673	..	20	6,72,131	2,38,293	1,30,884	173	2,431
"    Bombay	140	113	228	1	..	15,157	15,118	26,600	305	22
"    Sind	54	..	..	..	..	13,305	9	..	19	9
"    Madras	..	..	3	..	1	..	..	309	..	152
"    Burma	161	175	77	26	125	21,758	24,058	12,667	4,240	16,468
Protected	137	29	130	11	116	26,114	4,908	21,190	1,131	14,302
Not protected	7,390	3,493	1,850	16	30	6,00,267	2,72,570	1,49,260	3,556	3,761
<b>TOTAL</b>	7,527	3,523	1,930	27	146	6,26,381	2,77,478	1,70,450	4,737	18,083
<b>Steel—</b>										
<b>Bars and Channel—</b>	Tons	Tons	Tons	Tons	Tons					
United Kingdom	966	1,194	1,930	1,856	2,206	1,87,468	1,76,515	2,65,779	1,65,104	2,56,055
Sweden	..	31	..	..	..	..	5,455	..	..	..
Germany	129	..	8	..	10	26,397	..	1,247	..	2,449
Netherlands	..	..	..	699	..	..	..	..	59,547	..
Belgium	1,530	279	1,244	116	20	2,02,951	31,461	1,42,879	12,081	1,751
France	34	..	..	..	..	4,721	..	..	..	..
<b>TOTAL FOREIGN COUNTRIES</b>	1,693	310	1,252	815	30	2,34,069	36,916	1,44,126	71,628	4,200
<b>Shares of Bengal</b>	318	347	217	318	..	1,42,597	1,16,390	44,223	73,241	..
"    Bombay	1,764	569	1,345	69	4	2,33,322	33,442	1,58,930	3,951	763
"    Sind	32	10	1,565	1,114	1,238	4,667	3,740	1,95,832	1,34,935	1,35,333
"    Madras	..	..	2	34	20	..	..	313	9,242	1,731
"    Burma	45	73	53	36	932	15,951	9,953	10,102	10,263	1,22,323
Protected	2,318	437	3,091	1,092	2,056	3,89,217	70,500	3,89,994	1,32,456	2,36,313
Not protected	341	1,017	91	1,079	166	62,320	1,42,981	19,911	1,04,276	23,942
<b>TOTAL</b>	2,659	1,504	3,182	2,171	2,242	4,01,537	2,18,431	4,09,905	2,36,732	2,60,255
<b>Cast—</b>	Tons	Tons	Tons	Tons	Tons					
United Kingdom	95	508	9	3	3	33,742	33,729	10,787	3,237	6,395
Netherlands	1	..	..	..	..	1,131	..	..	..	..
Other Foreign Countries	..	..	1	..	..	931	1	898	..	..
<b>TOTAL FOREIGN COUNTRIES</b>	1	..	1	..	..	2,062	1	898	..	..
<b>Shares of Bengal</b>	35	497	9	..	2	27,910	72,343	9,375	1,867	2,730
"    Bombay	5	11	..	3	6	5,324	10,252	499	1,206	3,177
"    Sind	6	..	1	..	..	2,070	1,135	1,211	164	438
<b>TOTAL</b>	96	508	10	3	3	35,304	83,780	11,685	3,237	6,395
<b>Total Steel—</b>	Tons	Tons	Tons	Tons	Tons					
United Kingdom	1,061	1,702	1,939	1,859	2,214	2,01,210	2,60,244	2,76,566	1,68,341	2,62,450

No. 16—continued

ARTICLES AND COUNTRIES OF CONSIGNMENT; ALSO SHARE OF EACH PROVINCE	QUANTITY					VALUE				
	1927-28	1928-29	1929-30	1930-31	1931-32	1927-28	1928-29	1929-30	1930-31	1931-32
<b>GOVERNMENT STORES— continued</b>						R	R	R	R	R
<b>Metals and Ores—continued</b>										
<b>Steel—continued</b>										
<b>Total Steel—continued</b>	Tons	Tons	Tons	Tons	Tons					
Sweden . . . . .	..	81	..	..	..	..	5,455	..	..	..
Germany . . . . .	129	..	8	..	16	27,328	..	1,466	..	2,440
Netherlands . . . . .	1	..	..	699	..	1,181	..	..	59,647	..
Belgium . . . . .	1,580	279	1,244	116	20	2,02,951	31,461	1,42,879	12,081	1,761
France . . . . .	34	..	..	..	..	4,721	1	..	..	..
Italy . . . . .	..	..	1	..	..	..	..	670	..	..
<b>TOTAL FOREIGN COUNTRIES</b>	<b>1,694</b>	<b>310</b>	<b>1,253</b>	<b>815</b>	<b>38</b>	<b>2,36,131</b>	<b>36,917</b>	<b>1,45,024</b>	<b>71,628</b>	<b>4,200</b>
<i>Share of Bengal</i> . . . . .	903	1,344	228	818	2	1,70,607	1,88,633	54,203	76,108	2,730
“ <i>Bombay</i> . . . . .	1,769	580	1,345	72	10	2,44,146	93,694	1,59,429	10,157	3,940
“ <i>Sind</i> . . . . .	38	10	1,565	1,114	1,236	6,737	4,881	1,97,043	1,35,099	1,35,871
“ <i>Madras</i> . . . . .	..	..	3	84	20	..	..	813	9,249	1,781
“ <i>Burma</i> . . . . .	45	78	53	38	932	15,951	9,953	10,102	10,363	1,22,328
<b>Protected</b> . . . . .	<b>2,318</b>	<b>487</b>	<b>3,091</b>	<b>1,092</b>	<b>2,056</b>	<b>3,39,217</b>	<b>70,500</b>	<b>3,89,994</b>	<b>1,32,456</b>	<b>2,36,313</b>
<b>Not protected</b> . . . . .	<b>437</b>	<b>1,525</b>	<b>101</b>	<b>1,082</b>	<b>194</b>	<b>98,124</b>	<b>2,36,661</b>	<b>31,596</b>	<b>1,07,518</b>	<b>30,337</b>
<b>TOTAL</b>	<b>2,755</b>	<b>2,012</b>	<b>3,192</b>	<b>2,174</b>	<b>2,250</b>	<b>4,37,341</b>	<b>2,07,161</b>	<b>4,21,590</b>	<b>2,39,969</b>	<b>2,66,650</b>
<b>Iron or Steel—</b>	Tons	Tons	Tons	Tons	Tons					
<b>Anchor and cables—</b>										
<b>United Kingdom</b> . . . . .	127	48	22	68	9	94,378	12,929	11,729	36,955	3,968
<i>Share of Bengal</i> . . . . .	35	..	..	7	..	47,227	..	..	3,022	..
“ <i>Bombay</i> . . . . .	25	18	9	11	8	16,424	7,490	4,633	4,620	3,381
“ <i>Sind</i> . . . . .	3	..	..	..	..	1,435	..	..	..	..
“ <i>Madras</i> . . . . .	..	..	6	..	..	..	..	2,104	..	..
“ <i>Burma</i> . . . . .	14	30	7	50	1	29,302	5,439	1,992	29,313	602
<b>TOTAL</b>	<b>127</b>	<b>48</b>	<b>22</b>	<b>68</b>	<b>9</b>	<b>94,378</b>	<b>12,929</b>	<b>11,729</b>	<b>36,955</b>	<b>3,968</b>
<b>Hoops and Strips—</b>	Tons	Tons	Tons	Tons	Tons					
<b>United Kingdom</b> . . . . .	22	46	39	46	6	4,058	11,377	10,149	10,457	1,892
<b>Belgium</b> . . . . .	56	..	..	..	..	12,954	..	..	..	..
<i>Share of Bengal</i> . . . . .	68	16	24	15	3	14,465	4,028	7,367	2,244	811
“ <i>Bombay</i> . . . . .	15	30	8	31	..	2,298	7,233	1,769	3,160	..
“ <i>Sind</i> . . . . .	..	..	7	..	..	60	71	1,013	53	..
“ <i>Madras</i> . . . . .	1	..	..	..	..	199	..	..	..	..
“ <i>Burma</i> . . . . .	..	..	..	..	3	..	..	..	..	1,081
<b>TOTAL</b>	<b>78</b>	<b>46</b>	<b>39</b>	<b>46</b>	<b>6</b>	<b>17,012</b>	<b>11,377</b>	<b>10,149</b>	<b>10,457</b>	<b>1,892</b>
<b>Nails, screws, rivets, and washers—</b>	Tons	Tons	Tons	Tons	Tons					
<b>United Kingdom</b> . . . . .	193	235	105	30	31	48,940	68,433	27,629	25,605	30,719
<b>Sweden</b> . . . . .	..	..	6	..	..	..	..	4,841	..	..
<b>Germany</b> . . . . .	13	51	102	..	..	5,242	7,968	18,090	..	64
<b>Belgium</b> . . . . .	117	94	16	261	..	20,112	18,400	2,935	42,106	..
<b>United States of America— Via Atlantic Coast</b>	..	4	..	..	..	157	7,594	..	..	28
<b>Other Foreign Countries</b>	..	..	..	..	..	..	1	..	..	..
<b>TOTAL FOREIGN COUNTRIES</b>	<b>130</b>	<b>149</b>	<b>124</b>	<b>261</b>	<b>..</b>	<b>25,511</b>	<b>34,058</b>	<b>25,366</b>	<b>42,106</b>	<b>92</b>
<i>Share of Bengal</i> . . . . .	144	171	44	..	2	36,996	34,257	11,376	448	1,665
“ <i>Bombay</i> . . . . .	142	155	143	5	6	29,692	33,034	27,306	3,557	4,161
“ <i>Sind</i> . . . . .	20	26	10	280	10	3,680	24,611	6,969	57,277	3,985
“ <i>Madras</i> . . . . .	..	2	..	..	..	444	1,530	283	233	45
“ <i>Burma</i> . . . . .	17	30	32	6	63	8,899	9,054	6,281	5,196	15,943
<b>TOTAL</b>	<b>323</b>	<b>384</b>	<b>229</b>	<b>391</b>	<b>81</b>	<b>74,451</b>	<b>1,02,486</b>	<b>52,965</b>	<b>67,711</b>	<b>30,809</b>

GENERAL IMPORTS

( 1028 )

(GOVERNMENT STORES)

No. 16—continued

ARTICLES, AND COUNTRIES OF CONSIGNMENT; ALSO SHARE OF EACH PROVINCE	QUANTITY					VALUE				
	1927-28	1928-29	1929-30	1930-31	1931-32	1927-28	1928-29	1929-30	1930-31	1931-32
						R	R	R	R	R
<b>GOVERNMENT STORES—contd.</b>										
<b>Metals and Ores—continued</b>										
<i>Iron or Steel—continued</i>	Tons	Tons	Tons	Tons	Tons					
Balls and fish plates of steel or iron—										
United Kingdom . . . . .	31,123	4,106	2,036	211	8	42,50,546	6,34,411	2,53,688	44,411	1,1
Canada—										
Via Atlantic Coast . . . . .	8,306	..	..	..	..	9,25,515	..	..	..	..
<b>TOTAL BRITISH EMPIRE . . . . .</b>	<b>39,429</b>	<b>4,106</b>	<b>2,036</b>	<b>211</b>	<b>8</b>	<b>51,76,061</b>	<b>6,34,411</b>	<b>2,53,688</b>	<b>44,411</b>	<b>1,1</b>
Netherlands . . . . .	..	..	..	86	..	..	..	..	8,002	..
Belgium . . . . .	2,821	154	499	76	..	3,88,337	16,980	69,490	9,457	..
<b>TOTAL FOREIGN COUNTRIES . . . . .</b>	<b>2,821</b>	<b>154</b>	<b>499</b>	<b>162</b>	<b>..</b>	<b>3,88,337</b>	<b>16,980</b>	<b>69,490</b>	<b>17,549</b>	<b>..</b>
Share of Bengal . . . . .	10,117	23	2,097	7	..	11,60,128	3,854	3,35,937	1,200	..
" Bombay . . . . .	9,019	4,000	14	6	..	12,33,667	6,38,163	10,157	860	..
" Sind . . . . .	23,114	236	424	74	..	31,80,603	33,337	58,444	14,034	..
" Madras . . . . .	..	..	..	219	8	..	..	..	25,767	1,3
" Burma . . . . .	..	2	..	67	..	..	537	..	20,099	..
Protected . . . . .	38,530	4,158	2,460	343	8	49,98,855	5,76,012	3,11,482	56,140	1,3
Not protected . . . . .	3,720	102	75	80	..	5,65,548	1,05,379	11,046	5,820	..
<b>TOTAL . . . . .</b>	<b>42,250</b>	<b>4,260</b>	<b>2,535</b>	<b>373</b>	<b>8</b>	<b>55,64,398</b>	<b>6,81,391</b>	<b>3,22,528</b>	<b>61,960</b>	<b>1,30</b>
<b>Sheets and plates (including galvanised and tinned plates)—</b>	Tons	Tons	Tons	Tons	Tons					
United Kingdom . . . . .	1,909	1,414	1,303	968	539	5,11,749	3,00,986	2,28,874	1,87,786	1,01,36
Germany . . . . .	141	..	4	..	218	36,756	..	925	..	25,58
Netherlands . . . . .	252	..	..	..	..	27,414	..	..	..	..
Belgium . . . . .	1,044	..	..	..	..	1,34,090	..	..	..	..
Other Foreign Countries . . . . .	2	..	..	..	..	779	..	91	102	..
<b>TOTAL FOREIGN COUNTRIES . . . . .</b>	<b>1,489</b>	<b>..</b>	<b>4</b>	<b>..</b>	<b>218</b>	<b>1,99,039</b>	<b>..</b>	<b>1,016</b>	<b>102</b>	<b>25,584</b>
Share of Bengal . . . . .	588	84	10	39	..	93,755	20,575	4,156	13,550	212
" Bombay . . . . .	1,551	514	261	116	30	4,19,077	1,59,313	69,172	40,393	3,161
" Sind . . . . .	769	179	726	345	32	1,01,238	54,254	92,358	47,331	3,921
" Madras . . . . .	..	..	6	69	11	..	85	2,543	15,398	1,945
" Burma . . . . .	442	637	305	349	684	96,720	1,26,279	61,661	71,168	1,07,721
Protected . . . . .	2,814	768	1,260	736	708	5,96,177	2,31,649	2,18,518	1,30,698	1,16,447
Not protected . . . . .	534	646	47	232	49	1,14,611	1,29,337	11,877	57,190	10,517
<b>TOTAL . . . . .</b>	<b>3,348</b>	<b>1,414</b>	<b>1,307</b>	<b>968</b>	<b>757</b>	<b>7,10,788</b>	<b>3,60,986</b>	<b>2,29,890</b>	<b>1,87,888</b>	<b>1,26,964</b>
<b>Sleepers and keys of iron or steel (a)—</b>		Tons	Tons	Tons	Tons					
United Kingdom . . . . .	—	561	856	87	..	—	1,30,091	2,37,702	35,374	..
Germany . . . . .	—	1,515	1	..	..	—	1,31,048	161	..	..
Netherlands . . . . .	—	4,564	..	65	..	—	3,86,986	..	8,243	..
Belgium . . . . .	—	31,018	7,669	..	..	—	23,18,367	7,72,547	..	..
Italy . . . . .	—	334	803	..	..	—	77,103	1,78,942	..	..
<b>TOTAL FOREIGN COUNTRIES . . . . .</b>	<b>—</b>	<b>37,431</b>	<b>8,478</b>	<b>65</b>	<b>..</b>	<b>—</b>	<b>34,08,509</b>	<b>9,46,650</b>	<b>8,243</b>	<b>..</b>
Share of Bombay . . . . .	—	27,570	768	37	..	—	25,68,291	2,46,623	35,313	..
" Sind . . . . .	—	10,340	8,551	..	..	—	9,62,029	9,37,729	61	..
" Madras . . . . .	—	82	..	65	..	—	3,280	..	3,243	..
Protected . . . . .	—	10,104	7,911	15	..	—	9,04,255	9,31,648	5,963	..
Not protected . . . . .	—	27,838	1,418	137	..	—	26,34,345	3,02,704	37,654	..
<b>TOTAL . . . . .</b>	<b>—</b>	<b>37,992</b>	<b>9,329</b>	<b>152</b>	<b>..</b>	<b>—</b>	<b>35,88,600</b>	<b>12,34,352</b>	<b>43,617</b>	<b>..</b>

(a) Shown separately from 1928-29 for previous year's figures, see under "Railway Plant and Rolling Stock".

No. 16—continued

ARTICLES, AND COUNTRIES OF CONSIGNMENT; ALSO SHARE OF EACH PROVINCE	QUANTITY					VALUE				
	1927-28	1928-29	1929-30	1930-31	1931-32	1927-28	1928-29	1929-30	1930-31	1931-32
<b>GOVERNMENT STORES—</b> <i>continued</i>										
<b>Metals and Ores—continued</b>										
<b>Iron or Steel—continued</b>										
Wire—	Tons	Tons	Tons	Tons	Tons					
United Kingdom . . . . .	108	622	192	26	25	50,884	1,63,065	50,132	14,717	15,509
Germany . . . . .	2,198	850	1,062	..	..	3,64,490	1,47,621	1,91,224	60	..
Belgium . . . . .	1,086	50	19	47	5	1,78,383	9,188	3,329	7,284	915
Other foreign countries . . . . .	..	..	12	..	..	..	..	900	..	2
<b>TOTAL FOREIGN COUNTRIES</b>	<b>3,284</b>	<b>900</b>	<b>1,093</b>	<b>47</b>	<b>..</b>	<b>5,42,878</b>	<b>1,56,809</b>	<b>1,95,453</b>	<b>7,324</b>	<b>917</b>
Share of Bengal . . . . .	1,875	690	358	..	..	3,11,655	1,42,139	66,695	1,326	311
" Bombay . . . . .	480	392	461	7	..	83,847	30,050	95,283	2,791	273
" Sind . . . . .	1,011	357	461	44	16	1,81,505	76,346	82,567	7,911	3,795
" Madras . . . . .	..	..	..	16	..	72	..	..	7,950	..
" Burma . . . . .	21	33	5	6	14	16,178	21,340	1,060	2,063	7,047
Protected . . . . .	3,153	16	..	..	..	5,40,500	5,301	152	..	..
Not protected . . . . .	284	1,506	1,285	73	30	52,757	3,14,573	2,45,433	22,041	16,426
<b>TOTAL</b>	<b>3,397</b>	<b>1,522</b>	<b>1,285</b>	<b>73</b>	<b>30</b>	<b>5,93,257</b>	<b>3,19,874</b>	<b>2,45,585</b>	<b>22,041</b>	<b>16,426</b>
<b>Other manufactures of iron or steel—</b>	<b>Tons</b>	<b>Tons</b>	<b>Tons</b>	<b>Tons</b>	<b>Tons</b>					
United Kingdom . . . . .	12,484	16,779	9,781	4,604	3,838	32,02,617	49,86,857	25,10,923	16,70,072	12,09,289
Sweden . . . . .	..	4	..	..	..	..	1,084	..	..	..
Germany . . . . .	605	1,167	166	5	44	88,110	1,84,716	30,450	515	7,572
Netherlands . . . . .	557	3,535	..	..	..	1,27,560	7,01,002	..	..	..
Belgium . . . . .	11,474	8,763	2,575	2,526	491	15,17,758	13,50,089	3,59,347	3,63,708	56,859
France . . . . .	..	..	..	1	..	..	..	..	290	..
Austria . . . . .	..	..	71	2	..	..	..	27,347	1,881	..
Italy . . . . .	..	62	33	..	..	..	14,458	6,697	..	..
United States of America—										
Via Atlantic Coast . . . . .	250	117	62	1	3	3,44,175	1,34,562	77,051	1,483	5,503
" Pacific " . . . . .	..	..	..	14	..	..	..	..	3,496	..
<b>TOTAL FOREIGN COUNTRIES</b>	<b>12,886</b>	<b>18,647</b>	<b>2,907</b>	<b>2,549</b>	<b>533</b>	<b>20,77,603</b>	<b>28,85,911</b>	<b>5,00,892</b>	<b>3,71,378</b>	<b>69,939</b>
Share of Bengal . . . . .	5,725	7,796	2,061	423	391	11,93,166	14,92,505	4,61,937	98,112	82,147
" Bombay . . . . .	3,506	6,492	837	215	104	10,70,141	21,32,710	2,82,305	1,20,503	64,396
" Sind . . . . .	12,530	15,209	3,064	5,863	2,540	22,82,332	31,56,370	18,75,049	16,77,973	8,74,322
" Madras . . . . .	1,423	102	139	70	3	1,45,993	31,500	50,560	32,267	2,926
" Burma . . . . .	2,186	327	1,537	552	1,322	6,38,533	2,59,733	3,41,964	1,13,490	2,54,877
Protected . . . . .	20,043	23,850	8,556	3,336	2,079	34,57,883	46,53,051	17,28,345	5,09,520	3,40,892
Not protected . . . . .	5,327	6,576	4,132	3,707	2,292	18,22,232	24,19,717	12,83,470	15,31,980	9,38,336
<b>TOTAL</b>	<b>25,370</b>	<b>30,426</b>	<b>12,688</b>	<b>7,153</b>	<b>4,371</b>	<b>52,80,220</b>	<b>70,72,768</b>	<b>30,11,815</b>	<b>20,41,450</b>	<b>12,79,228</b>
<b>Total Iron or Steel—</b>	<b>Tons</b>	<b>Tons</b>	<b>Tons</b>	<b>Tons</b>	<b>Tons</b>					
United Kingdom . . . . .	45,961	23,811	14,334	6,040	4,501	81,62,672	60,93,149	33,80,176	20,25,377	13,64,076
Canada—										
Via Atlantic Coast . . . . .	8,306	..	..	..	..	9,25,515	..	..	..	..
<b>TOTAL BRITISH EMPIRE</b>	<b>54,267</b>	<b>23,811</b>	<b>14,334</b>	<b>6,040</b>	<b>4,501</b>	<b>90,88,187</b>	<b>60,93,149</b>	<b>33,80,176</b>	<b>20,25,377</b>	<b>13,64,076</b>

GENERAL IMPORTS  
(GOVERNMENT STORES)

( 1030 )

No. 16—continued

ARTICLES, AND COUNTRIES OF CONSIGNMENT; ALSO SHARE OF EACH PROVINCE	QUANTITY					VALUE				
	1927-28	1928-29	1929-30	1930-31	1931-32	1927-28	1928-29	1929-30	1930-31	1931-32
<b>GOVERNMENT STORES— continued</b>						R	R	R	R	R
<b>Metals and Ores—continued Iron or Steel—concluded</b>	Tons	Tons	Tons	Tons	Tons					
<b>Total Iron or Steel—continued</b>										
Sweden . . . . .	..	4	6	..	..	..	1,084	4,341	..	..
Germany . . . . .	2,057	3,583	1,335	91	262	4,94,598	4,71,353	2,40,850	8,667	33,221
Netherlands . . . . .	809	8,099	..	141	..	1,54,974	10,87,988	..	17,700	..
Belgium . . . . .	16,598	40,078	10,778	2,834	496	22,51,634	42,02,114	12,07,648	4,13,078	57,771
Italy . . . . .	..	396	836	..	..	..	91,566	1,80,780	..	..
Austria . . . . .	..	..	71	2	..	..	..	27,347	1,998	..
<b>United States of America—</b>										
Via Atlantic Coast . . . . .	252	121	62	1	3	3,45,111	1,42,156	77,051	1,488	5,53
„ Pacific „ . . . . .	..	..	..	14	..	..	..	..	3,496	..
Other foreign countries . . . . .	..	..	12	1	..	..	1	900	200	..
<b>TOTAL FOREIGN COUNTRIES</b>	<b>20,616</b>	<b>52,281</b>	<b>13,100</b>	<b>3,084</b>	<b>761</b>	<b>32,46,317</b>	<b>60,02,262</b>	<b>17,38,867</b>	<b>4,46,702</b>	<b>96,53</b>
<b>Share of Bengal . . . . .</b>	<b>18,594</b>	<b>3,779</b>	<b>4,594</b>	<b>541</b>	<b>396</b>	<b>28,37,382</b>	<b>16,97,363</b>	<b>3,06,758</b>	<b>1,19,902</b>	<b>85,14</b>
„ Bombay . . . . .	14,738	39,171	2,501	478	148	28,55,046	56,26,324	7,37,728	2,16,202	20,37
„ Sind . . . . .	37,447	26,347	18,253	6,606	2,598	57,55,681	43,12,417	31,04,129	18,03,790	9,01,58
„ Madras . . . . .	1,424	186	150	439	37	1,46,713	41,375	55,450	39,856	6,33
„ Burma . . . . .	2,680	1,609	1,936	1,060	2,093	7,39,682	4,22,432	4,16,938	2,42,325	3,37,27
Protected . . . . .	64,540	38,896	20,187	4,480	2,795	95,93,520	63,70,288	31,90,140	7,02,321	4,53,64
Not protected . . . . .	10,343	37,196	7,247	4,644	2,467	27,40,984	57,80,143	19,28,903	17,69,753	10,01,96
<b>TOTAL</b>	<b>74,883</b>	<b>76,092</b>	<b>27,434</b>	<b>9,124</b>	<b>5,262</b>	<b>1,23,34,504</b>	<b>1,21,00,431</b>	<b>51,19,043</b>	<b>24,72,079</b>	<b>14,60,60</b>
<b>Lead—</b>										
<b>Pig—</b>	Cwts.	Cwts.	Cwts.	Cwts.	Cwts.					
United Kingdom . . . . .	..	..	..	10	80	..	..	..	139	80
<b>Share of Bengal . . . . .</b>	<b>..</b>	<b>..</b>	<b>..</b>	<b>..</b>	<b>20</b>	<b>..</b>	<b>..</b>	<b>..</b>	<b>..</b>	<b>20</b>
„ Sind . . . . .	..	..	..	10	60	..	..	..	139	59
<b>TOTAL</b>	<b>..</b>	<b>..</b>	<b>..</b>	<b>10</b>	<b>80</b>	<b>..</b>	<b>..</b>	<b>..</b>	<b>139</b>	<b>80</b>
<b>Wrought—</b>										
<b>Sheets, pipes and tubes—</b>	Cwts.	Cwts.	Cwts.	Cwts.	Cwts.					
United Kingdom . . . . .	649	431	542	248	45	14,757	8,025	12,382	5,195	1,071
<b>Share of Bengal . . . . .</b>	<b>..</b>	<b>1</b>	<b>12</b>	<b>..</b>	<b>..</b>	<b>..</b>	<b>175</b>	<b>233</b>	<b>..</b>	<b>..</b>
„ Bombay . . . . .	..	..	195	..	..	..	6	5,657	1	..
„ Sind . . . . .	300	..	..	..	2	6,721	..	..	..	404
„ Madras . . . . .	314	386	154	226	43	7,236	7,009	3,117	3,553	661
„ Burma . . . . .	35	44	151	23	..	300	825	3,375	1,341	..
<b>TOTAL</b>	<b>649</b>	<b>431</b>	<b>542</b>	<b>248</b>	<b>45</b>	<b>14,757</b>	<b>8,025</b>	<b>12,382</b>	<b>5,195</b>	<b>1,070</b>
<b>Other sorts—</b>	Cwts.	Cwts.	Cwts.	Cwts.	Cwts.					
United Kingdom . . . . .	20	14	32	506	21	579	343	943	6,392	991
Aden and Dependencies . . . . .	2	3	..	..	..	51	50	..	..	..
<b>TOTAL BRITISH EMPIRE</b>	<b>22</b>	<b>17</b>	<b>32</b>	<b>506</b>	<b>21</b>	<b>630</b>	<b>393</b>	<b>943</b>	<b>6,392</b>	<b>991</b>
Germany . . . . .	..	..	172	..	..	..	..	6,537	..	..
<b>Share of Bengal . . . . .</b>	<b>10</b>	<b>..</b>	<b>..</b>	<b>..</b>	<b>..</b>	<b>186</b>	<b>..</b>	<b>..</b>	<b>..</b>	<b>..</b>
„ Bombay . . . . .	2	3	177	..	19	51	50	6,749	..	772
„ Sind . . . . .	10	4	20	40	2	393	103	479	591	223
„ Burma . . . . .	..	10	7	466	..	..	245	252	5,801	..
<b>TOTAL</b>	<b>22</b>	<b>17</b>	<b>204</b>	<b>506</b>	<b>21</b>	<b>630</b>	<b>393</b>	<b>7,480</b>	<b>6,352</b>	<b>991</b>
<b>Total Lead—</b>	Cwts.	Cwts.	Cwts.	Cwts.	Cwts.					
United Kingdom . . . . .	669	445	574	764	146	15,336	8,373	13,325	11,726	2,871
Aden and Dependencies . . . . .	2	3	..	..	..	51	50	..	..	..
<b>TOTAL BRITISH EMPIRE</b>	<b>671</b>	<b>448</b>	<b>574</b>	<b>764</b>	<b>146</b>	<b>15,387</b>	<b>8,423</b>	<b>13,325</b>	<b>11,726</b>	<b>2,871</b>
Germany . . . . .	..	..	172	..	..	..	..	6,537	..	..
<b>TOTAL FOREIGN COUNTRIES</b>	<b>..</b>	<b>..</b>	<b>172</b>	<b>..</b>	<b>..</b>	<b>..</b>	<b>..</b>	<b>6,537</b>	<b>..</b>	<b>..</b>
<b>Share of Bengal . . . . .</b>	<b>10</b>	<b>1</b>	<b>12</b>	<b>..</b>	<b>20</b>	<b>186</b>	<b>175</b>	<b>233</b>	<b>..</b>	<b>208</b>
„ Bombay . . . . .	2	3	372	..	19	51	56	12,406	1	772
„ Sind . . . . .	310	4	20	50	64	7,114	103	479	730	1,229
„ Madras . . . . .	314	386	154	226	43	7,236	7,009	3,117	3,553	662
„ Burma . . . . .	35	54	183	488	..	300	1,080	3,627	7,142	..
<b>TOTAL</b>	<b>671</b>	<b>448</b>	<b>746</b>	<b>764</b>	<b>146</b>	<b>15,387</b>	<b>8,423</b>	<b>19,862</b>	<b>11,726</b>	<b>2,871</b>

No. 16—continued

ARTICLES AND COUNTRIES OF CONSIGNMENT; ALSO SHARE OF EACH PROVINCE	QUANTITY					VALUE				
	1927-28	1928-29	1929-30	1930-31	1931-32	1927-28	1928-29	1929-30	1930-31	1931-32
<b>GOVERNMENT STORES— continued</b>						R	R	R	R	R
<b>Metals and Ores—continued</b>										
<b>Tin—</b>										
Unwrought (blocks, ingots, bars, and slabs)—	Cwts.	Cwts.	Cwts.	Cwts.	Cwts.					
United Kingdom . . . . .	91	20	148	1,001	..	8,752	3,218	21,568	94,835	..
Straits Settlements (including Labuan) . . . . .	6,191	1,431	5,870	2,787	3,120	12,43,146	2,20,798	6,75,309	2,65,812	2,71,625
<b>TOTAL BRITISH EMPIRE</b>	<b>6,282</b>	<b>1,451</b>	<b>5,518</b>	<b>3,768</b>	<b>3,120</b>	<b>12,51,898</b>	<b>2,24,016</b>	<b>6,96,877</b>	<b>3,60,147</b>	<b>2,71,625</b>
Share of Bengal . . . . .	5,614	1,071	5,370	3,467	2,950	11,28,398	1,64,458	6,75,309	3,20,914	2,43,655
" Bombay . . . . .	648	360	120	121	..	1,19,098	66,340	18,071	14,402	..
" Sind . . . . .	..	..	3	..	..	..	..	432	..	..
" Burma . . . . .	20	20	20	180	170	4,408	3,218	3,065	24,831	27,576
<b>TOTAL</b>	<b>6,282</b>	<b>1,451</b>	<b>5,518</b>	<b>3,768</b>	<b>3,120</b>	<b>12,51,898</b>	<b>2,24,016</b>	<b>6,96,877</b>	<b>3,60,147</b>	<b>2,71,625</b>
Wrought (including plates or sheets, not being tinned iron)—	Cwts.	Cwts.	Cwts.	Cwts.	Cwts.					
United Kingdom . . . . .	..	101	36	71	..	108	12,153	4,111	6,567	18
Share of Bombay . . . . .	..	98	36	71	..	92	11,676	4,111	6,567	12
" Madras . . . . .	..	..	..	..	..	16	..	..	..	6
" Burma . . . . .	..	3	..	..	..	..	477	..	..	..
<b>TOTAL</b>	<b>..</b>	<b>101</b>	<b>36</b>	<b>71</b>	<b>..</b>	<b>108</b>	<b>12,153</b>	<b>4,111</b>	<b>6,567</b>	<b>18</b>
<b>Total Tin—</b>	<b>Cwts.</b>	<b>Cwts.</b>	<b>Cwts.</b>	<b>Cwts.</b>	<b>Cwts.</b>					
United Kingdom . . . . .	91	121	179	1,072	..	8,860	15,371	25,679	1,00,902	18
Straits Settlements (including Labuan) . . . . .	6,191	1,431	5,870	2,787	3,120	12,43,146	2,20,798	6,75,309	2,65,812	2,71,625
<b>TOTAL BRITISH EMPIRE</b>	<b>6,282</b>	<b>1,552</b>	<b>5,549</b>	<b>3,839</b>	<b>3,120</b>	<b>12,52,006</b>	<b>2,36,169</b>	<b>7,00,988</b>	<b>3,66,714</b>	<b>2,71,643</b>
Share of Bengal . . . . .	5,614	1,071	5,370	3,467	2,950	11,28,398	1,64,458	6,75,309	3,20,914	2,43,655
" Bombay . . . . .	648	468	166	192	..	1,19,190	68,016	22,182	20,969	12
" Sind . . . . .	..	..	3	..	..	16	..	432	..	..
" Madras . . . . .	..	..	..	..	..	..	..	..	..	6
" Burma . . . . .	20	23	20	180	170	4,402	3,495	3,065	24,831	27,970
<b>TOTAL</b>	<b>6,282</b>	<b>1,552</b>	<b>5,549</b>	<b>3,839</b>	<b>3,120</b>	<b>12,52,006</b>	<b>2,36,169</b>	<b>7,00,988</b>	<b>3,66,714</b>	<b>2,71,643</b>
<b>Zinc or Spelter, wrought or manufactured—</b>	<b>Cwts.</b>	<b>Cwts.</b>	<b>Cwts.</b>	<b>Cwts.</b>	<b>Cwts.</b>					
United Kingdom . . . . .	1,205	299	358	290	25	33,945	8,598	7,935	7,095	393
Victoria . . . . .	..	..	..	2,040	..	..	..	..	28,634	..
Australian Commonwealth (Total) . . . . .	..	..	..	2,040	..	..	..	..	28,634	..
<b>TOTAL BRITISH EMPIRE</b>	<b>1,205</b>	<b>299</b>	<b>358</b>	<b>2,330</b>	<b>25</b>	<b>33,945</b>	<b>8,598</b>	<b>7,935</b>	<b>35,729</b>	<b>393</b>
Germany . . . . .	12	51	..	400	..	299	1,097	..	8,407	..
Belgium . . . . .	474	1,278	222	41	118	11,637	32,938	4,848	583	1,502
Italy . . . . .	..	..	7	..	..	..	..	482	..	..
<b>TOTAL FOREIGN COUNTRIES</b>	<b>486</b>	<b>1,329</b>	<b>229</b>	<b>441</b>	<b>118</b>	<b>11,936</b>	<b>33,935</b>	<b>5,330</b>	<b>8,990</b>	<b>1,502</b>
Share of Bengal . . . . .	1,030	675	3	2,040	..	26,255	21,682	260	28,664	..
" Bombay . . . . .	254	714	475	400	1	7,045	18,556	10,476	3,407	33
" Sind . . . . .	10	19	..	182	..	218	548	12	3,637	..
" Madras . . . . .	62	..	..	29	..	4,229	..	..	1,843	..
" Burma . . . . .	365	220	109	180	137	8,184	4,817	2,517	2,118	1,363
<b>TOTAL</b>	<b>1,601</b>	<b>1,628</b>	<b>587</b>	<b>2,771</b>	<b>138</b>	<b>45,931</b>	<b>42,593</b>	<b>13,265</b>	<b>44,719</b>	<b>1,895</b>

GENERAL IMPORTS  
(GOVERNMENT STORES)

( 1032 )

No. 16—continued

ARTICLES, AND COUNTRIES OF CONSIGNMENT; ALSO SHARE OF EACH PROVINCE	QUANTITY					VALUE				
	1927-28	1928-29	1929-30	1930-31	1931-32	1927-28	1928-29	1929-30	1930-31	1931-32
<b>GOVERNMENT STORES—</b> <i>continued</i> <b>Metals and Ores—concluded</b> <i>Metals and Ores, unenumerated—</i>										
United Kingdom . . . . .	Cwts. 2,841	Cwts. 1,817	Cwts. 2,232	Cwts. 2,536	Cwts. 1,041	R 2,86,098	R 95,898	R 1,05,815	R 93,034	R 42,7
Aden and Dependencies . . . . .	.. ..	.. ..	12	2	.. ..	8	25	1,214	104	.. ..
Tasmania . . . . .	.. ..	.. ..	.. ..	5,060	.. ..	.. ..	.. ..	.. ..	83,651	.. ..
Australian Commonwealth (Total) . . . . .	.. ..	.. ..	.. ..	5,960	.. ..	.. ..	.. ..	.. ..	83,651	.. ..
<b>TOTAL BRITISH EMPIRE</b>	<b>2,841</b>	<b>1,817</b>	<b>2,244</b>	<b>8,496</b>	<b>1,041</b>	<b>2,87,004</b>	<b>95,923</b>	<b>1,07,029</b>	<b>1,76,789</b>	<b>42,7</b>
Belgium . . . . .	13,500	.. ..	720	.. ..	.. ..	2,88,500	.. ..	20,444	14	.. ..
Iraq . . . . .	.. ..	.. ..	.. ..	27	.. ..	.. ..	.. ..	.. ..	5,359	.. ..
China (exclusive of Hongkong and Macao) . . . . .	.. ..	.. ..	6,392	.. ..	.. ..	.. ..	.. ..	1,59,801	.. ..	.. ..
United States of America— Via Atlantic Coast . . . . .	893	2	.. ..	.. ..	2	61,845	376	184	.. ..	50
Other Foreign Countries . . . . .	13	1	1	.. ..	.. ..	1,150	556	100	516	13
<b>TOTAL FOREIGN COUNTRIES</b>	<b>14,406</b>	<b>3</b>	<b>7,113</b>	<b>27</b>	<b>2</b>	<b>3,51,495</b>	<b>932</b>	<b>1,80,479</b>	<b>5,889</b>	<b>72</b>
Share of Bengal . . . . .	14,065	718	7,179	6,724	377	3,14,637	30,770	1,94,716	1,04,660	3,39
"    Bombay . . . . .	2,952	765	1,349	393	86	2,98,104	45,632	64,742	39,227	17,14
"    Sind . . . . .	162	242	331	486	25	18,322	13,669	21,686	23,408	4,31
"    Madras . . . . .	2	8	7	.. ..	17	990	3,292	3,452	726	4,95
"    Burma . . . . .	86	87	491	922	538	6,546	3,492	14,906	14,657	8,69
<b>TOTAL</b>	<b>17,247</b>	<b>1,820</b>	<b>9,357</b>	<b>8,525</b>	<b>1,043</b>	<b>6,38,499</b>	<b>96,855</b>	<b>2,87,508</b>	<b>1,82,678</b>	<b>43,50</b>
<b>Total Metals and Ores—</b> <b>United Kingdom</b>	<b>Tons 55,085</b>	<b>Tons 29,365</b>	<b>Tons 18,550</b>	<b>Tons 7,728</b>	<b>Tons 6,967</b>	<b>97,63,928</b>	<b>70,45,547</b>	<b>42,24,805</b>	<b>25,15,287</b>	<b>17,42,681</b>
Aden and Dependencies . . . . .	.. ..	.. ..	3	1	.. ..	59	75	8,514	268	155
Ceylon . . . . .	.. ..	.. ..	.. ..	.. ..	.. ..	47	.. ..	.. ..	.. ..	.. ..
Straits Settlements (in- cluding Labuan) . . . . .	461	71	268	138	156	13,82,484	2,20,798	6,75,309	2,65,812	2,71,650
Canada— Via Atlantic Coast . . . . .	8,306	.. ..	.. ..	.. ..	.. ..	9,25,515	.. ..	.. ..	.. ..	.. ..
Victoria . . . . .	.. ..	.. ..	.. ..	102	.. ..	.. ..	.. ..	.. ..	28,634	.. ..
Tasmania . . . . .	.. ..	.. ..	.. ..	298	.. ..	.. ..	.. ..	.. ..	83,651	.. ..
New South Wales . . . . .	.. ..	.. ..	.. ..	80	.. ..	.. ..	.. ..	.. ..	68,680	.. ..
Australian Commonwealth (Total) . . . . .	.. ..	.. ..	.. ..	480	.. ..	.. ..	.. ..	.. ..	1,80,965	.. ..
<b>TOTAL BRITISH EMPIRE</b>	<b>63,892</b>	<b>29,436</b>	<b>18,821</b>	<b>8,347</b>	<b>7,123</b>	<b>1,20,72,038</b>	<b>72,66,420</b>	<b>49,08,628</b>	<b>29,62,932</b>	<b>20,14,486</b>
Sweden . . . . .	92	70	6	.. ..	.. ..	14,761	12,088	4,341	.. ..	.. ..
Germany . . . . .	3,181	3,606	1,361	115	298	5,72,065	4,95,398	2,59,176	17,823	53,471
Netherlands . . . . .	810	8,099	.. ..	840	.. ..	1,56,105	10,88,051	.. ..	77,360	40
Belgium . . . . .	18,903	40,425	12,131	2,959	522	27,72,604	42,77,731	14,00,977	4,33,980	61,027
France . . . . .	34	.. ..	.. ..	1	.. ..	4,721	2	.. ..	290	.. ..
Italy . . . . .	.. ..	396	897	.. ..	.. ..	.. ..	91,466	1,81,391	.. ..	.. ..
Austria . . . . .	.. ..	.. ..	71	2	.. ..	.. ..	.. ..	27,347	1,983	.. ..
Mascat Territory and Trucial Oman . . . . .	.. ..	.. ..	.. ..	.. ..	.. ..	903	.. ..	158	.. ..	.. ..
Iraq . . . . .	.. ..	.. ..	.. ..	1	.. ..	.. ..	.. ..	.. ..	5,445	.. ..
Persia . . . . .	1	.. ..	13	.. ..	.. ..	2,521	.. ..	900	.. ..	.. ..
China (exclusive of Hongkong and Macao) . . . . .	.. ..	.. ..	320	.. ..	.. ..	.. ..	.. ..	1,59,801	.. ..	.. ..
Portuguese East Africa . . . . .	100	.. ..	.. ..	.. ..	.. ..	86,274	.. ..	.. ..	.. ..	.. ..
United States of America— Via Atlantic Coast . . . . .	2,057	1,310	1,313	971	3	18,72,861	12,20,404	16,20,911	7,35,946	6,179
"    Pacific . . . . .	.. ..	.. ..	.. ..	14	.. ..	.. ..	.. ..	126	3,406	.. ..
<b>TOTAL FOREIGN COUNTRIES</b>	<b>25,178</b>	<b>53,906</b>	<b>16,052</b>	<b>4,908</b>	<b>828</b>	<b>54,92,835</b>	<b>71,85,240</b>	<b>85,55,623</b>	<b>12,76,323</b>	<b>1,20,717</b>
Share of Bengal . . . . .	29,927	14,560	8,393	2,965	603	49,35,955	33,51,898	33,20,304	14,18,231	3,61,499
"    Bombay . . . . .	17,079	40,255	4,268	699	164	37,82,030	61,61,992	11,97,843	3,95,591	1,06,583
"    Sind . . . . .	37,008	26,426	10,934	7,765	3,890	58,56,962	43,98,714	34,76,764	19,83,131	10,49,239
"    Madras . . . . .	1,442	297	165	538	51	1,64,297	62,612	66,886	1,08,097	13,735
"    Burma . . . . .	2,925	1,394	2,113	1,333	3,238	8,15,124	4,88,444	4,73,954	3,34,205	6,04,097
<b>TOTAL</b>	<b>88,980</b>	<b>83,342</b>	<b>34,878</b>	<b>18,250</b>	<b>7,946</b>	<b>1,75,54,368</b>	<b>1,44,51,660</b>	<b>84,04,251</b>	<b>42,89,255</b>	<b>21,95,203</b>



## No. 16—continued

ARTICLES, AND COUNTRIES OF CONSIGNMENT; ALSO SHARE OF EACH PROVINCE	QUANTITY					VALUE				
	1927-28	1928-29	1929-30	1930-31	1931-32	1927-28	1928-29	1929-30	1930-31	1931-32
	Cwts.	Cwts.	Cwts.	Cwts.	Cwts.	R	R	R	R	R
<b>GOVERNMENT STORES—</b> <i>continued</i> <b>Paper and Pasteboard—</b> <i>Paper—</i>										
Printing paper— United Kingdom . . . . .	8,295	8,112	9,670	9,595	5,810	2,39,039	9,21,229	11,67,769	11,46,166	7,10,611
Germany . . . . .	102	..	..	46	58	1,948	..	..	837	956
Netherlands . . . . .	215	99	..	168	..	4,412	1,801	..	3,831	..
Italy . . . . .	..	..	956	72	..	..	..	18,287	859	..
Japan . . . . .	286	..	..	..	..	28,711	..	..	..	..
Other Foreign Countries . . . . .	..	..	..	..	58	..	..	..	..	594
<b>TOTAL FOREIGN COUNTRIES.</b>	<b>608</b>	<b>99</b>	<b>956</b>	<b>286</b>	<b>116</b>	<b>80,071</b>	<b>1,801</b>	<b>18,287</b>	<b>5,027</b>	<b>1,550</b>
Share of Bengal . . . . .	889	1,019	982	1,658	1,496	38,901	67,900	61,131	1,00,307	84,512
" Bombay . . . . .	2,678	6,069	7,839	6,734	3,641	2,14,772	8,10,264	10,94,234	9,82,372	5,82,841
" Sind . . . . .	135	5	188	570	68	10,678	220	9,846	34,886	3,436
" Madras . . . . .	196	966	1,378	670	587	4,809	51,871	31,160	29,160	28,204
" Burma . . . . .	..	162	244	249	134	..	2,776	4,695	4,468	3,168
Protected . . . . .	3,694	7,861	9,717	9,861	5,848	2,54,610	9,10,280	11,67,359	11,49,448	7,09,919
Not Protected . . . . .	204	350	909	20	83	14,550	12,800	18,697	1,750	2,242
<b>TOTAL</b>	<b>3,898</b>	<b>8,211</b>	<b>10,626</b>	<b>9,881</b>	<b>6,936</b>	<b>2,69,160</b>	<b>9,28,030</b>	<b>11,81,056</b>	<b>11,51,193</b>	<b>7,12,161</b>
<b>Writing paper and envelopes—</b> United Kingdom . . . . .	<b>Cwts.</b> 10,477	<b>Cwts.</b> 10,529	<b>Cwts.</b> 9,138	<b>Cwts.</b> 7,902	<b>Cwts.</b> 8,740	<b>7,81,035</b>	<b>8,31,917</b>	<b>5,89,459</b>	<b>4,31,520</b>	<b>2,65,029</b>
Sweden . . . . .	2,054	..	..	..	..	50,566	..	..	..	..
Germany . . . . .	2,826	59	19	1,379	125	66,499	1,254	311	39,707	3,114
Belgium . . . . .	..	..	1,334	..	..	..	..	26,906	..	..
Italy . . . . .	919	1,152	3,193	6,797	..	30,867	24,008	67,697	1,63,098	..
Austria . . . . .	973	869	1,568	..	..	31,804	25,818	1,33,264	..	..
Japan . . . . .	..	..	..	3	..	..	..	..	1,701	..
Other Foreign Countries . . . . .	18	..	..	..	1	540	..	..	..	173
<b>TOTAL FOREIGN COUNTRIES .</b>	<b>6,790</b>	<b>2,080</b>	<b>6,114</b>	<b>8,179</b>	<b>126</b>	<b>1,80,276</b>	<b>51,070</b>	<b>2,28,177</b>	<b>2,04,506</b>	<b>3,287</b>
Share of Bengal . . . . .	1,444	1,941	2,619	4,484	2,358	1,13,282	1,33,699	1,44,061	1,73,039	1,78,338
" Bombay . . . . .	14,847	9,921	11,750	10,896	1,327	7,79,125	6,94,264	6,07,048	4,17,166	80,129
" Sind . . . . .	18	..	11	3	7	2,191	..	1,553	1,701	745
" Madras . . . . .	349	599	686	479	149	56,673	44,338	50,799	30,003	12,246
" Burma . . . . .	109	148	187	219	25	10,140	10,786	14,184	14,127	1,868
Protected . . . . .	17,006	11,532	14,955	16,012	3,737	9,23,479	8,21,941	7,88,833	6,33,019	2,64,739
Not Protected . . . . .	261	1,077	297	69	129	37,832	61,046	28,603	3,007	8,577
<b>TOTAL</b>	<b>17,267</b>	<b>12,609</b>	<b>15,252</b>	<b>16,081</b>	<b>3,866</b>	<b>9,61,311</b>	<b>8,82,937</b>	<b>8,17,636</b>	<b>6,36,026</b>	<b>2,68,316</b>
<b>Other kinds of paper—</b> United Kingdom . . . . .	<b>Cwts.</b> 3,855	<b>Cwts.</b> 6,716	<b>Cwts.</b> 3,696	<b>Cwts.</b> 1,749	<b>Cwts.</b> 7,058	<b>3,29,391</b>	<b>2,96,587</b>	<b>3,75,188</b>	<b>2,43,987</b>	<b>1,90,698</b>
Sweden . . . . .	1,609	..	963	1,346	545	27,719	..	35,892	18,572	14,502
Norway . . . . .	56	..	..	413	..	1,034	..	..	5,694	..
Germany . . . . .	5,587	8,430	7,206	10,862	3,720	1,02,554	1,51,591	1,61,639	1,66,187	62,877
Netherlands . . . . .	236	..	420	..	..	10,415	..	6,634	..	..
Belgium . . . . .	..	..	94	484	..	..	..	5,838	9,878	..
Spain . . . . .	869	..	..	..	..	18,297	..	..	..	..
Italy . . . . .	..	..	..	547	..	..	..	..	8,548	..
<b>TOTAL FOREIGN COUNTRIES</b>	<b>8,357</b>	<b>8,430</b>	<b>8,683</b>	<b>13,602</b>	<b>4,265</b>	<b>1,55,019</b>	<b>1,51,591</b>	<b>1,89,553</b>	<b>2,08,879</b>	<b>77,379</b>
Share of Bengal . . . . .	5,688	8,416	5,773	11,193	2,351	1,47,326	2,16,486	2,17,738	1,94,495	75,394
" Bombay . . . . .	5,125	1,626	3,935	2,814	2,838	2,35,656	79,598	1,19,606	62,237	62,527
" Sind . . . . .	278	4,701	1,922	639	1,740	37,119	1,02,930	1,94,834	1,64,568	38,136
" Madras . . . . .	940	92	689	645	4,232	69,479	10,038	28,775	26,355	80,205
" Burma . . . . .	181	211	60	69	162	4,830	16,073	3,789	6,211	11,815
<b>TOTAL</b>	<b>12,212</b>	<b>15,146</b>	<b>12,379</b>	<b>15,351</b>	<b>11,323</b>	<b>4,84,410</b>	<b>4,48,178</b>	<b>5,64,741</b>	<b>4,52,866</b>	<b>2,68,077</b>
<b>Pasteboard, millboard and</b> <b>cardboard of all kinds—</b> United Kingdom . . . . .	<b>Cwts.</b> 12,617	<b>Cwts.</b> 15,427	<b>Cwts.</b> 29,600	<b>Cwts.</b> 27,036	<b>Cwts.</b> 12,688	<b>2,30,030</b>	<b>2,70,408</b>	<b>4,62,810</b>	<b>4,27,379</b>	<b>1,89,844</b>
Sweden . . . . .	415	..	..	..	..	8,647	..	..	..	..
Denmark . . . . .	2,080	..	..	..	..	14,178	..	..	..	..
Germany . . . . .	4,171	88	180	2,090	749	61,797	1,808	3,012	21,242	4,265
Netherlands . . . . .	2,487	1,930	2,741	2,766	2,949	19,691	13,030	18,198	17,734	16,658
Italy . . . . .	2,520	6,098	8	23	..	35,500	97,576	140	491	..
Austria . . . . .	5,178	4,019	..	..	..	91,341	64,107	..	..	..
<b>TOTAL FOREIGN COUNTRIES</b>	<b>16,846</b>	<b>12,130</b>	<b>2,879</b>	<b>4,879</b>	<b>3,898</b>	<b>2,31,154</b>	<b>1,76,611</b>	<b>21,350</b>	<b>39,467</b>	<b>20,923</b>

# GENERAL IMPORTS

(GOVERNMENT STORES)

( 1034 )

No. 16—continued

ARTICLES, AND COUNTRIES OF CONSIGNMENT; ALSO SHARE OF EACH PROVINCE	QUANTITY					VALUE				
	1927-28	1928-29	1929-30	1930-31	1931-32	1927-28	1928-29	1929-30	1930-31	1931-32
<b>GOVERNMENT STORES— continued</b>						R	R	R	R	R
<b>Paper and Pasteboard— continued</b>										
<b>Pasteboard, millboard and cardboard of all kinds— continued</b>	Cwts.	Cwts.	Cwts.	Cwts.	Cwts.					
Share of Bengal . . . . .	..	11	47	106	67	..	1,449	1,135	3,510	5,718
" Bombay . . . . .	24,370	25,978	30,044	28,931	18,290	4,07,903	4,34,542	4,66,282	4,42,206	1,37,070
" Sind . . . . .	2,047	342	8	..	..	32,594	11,446	480	9	8
" Madras . . . . .	2,221	1,226	1,900	1,975	2,192	16,104	8,622	12,955	15,103	14,379
" Burma . . . . .	325	..	489	903	787	4,583	..	3,308	6,018	3,695
<b>TOTAL . . . . .</b>	<b>29,463</b>	<b>27,557</b>	<b>32,488</b>	<b>31,915</b>	<b>16,336</b>	<b>4,61,184</b>	<b>4,56,019</b>	<b>4,84,160</b>	<b>4,66,846</b>	<b>2,10,767</b>
<b>Total value of Paper and Pasteboard—</b>										
United Kingdom . . . . .	—	—	—	—	—	15,70,545	23,29,141	25,95,226	22,40,052	13,56,182
Sweden . . . . .	—	—	—	—	—	86,932	..	15,392	18,572	14,502
Norway . . . . .	—	—	—	—	—	1,574	..	..	5,094	..
Denmark . . . . .	—	—	—	—	—	14,178	..	..	..	..
Germany . . . . .	—	—	—	—	—	2,32,798	1,54,743	1,64,962	2,27,073	71,212
Netherlands . . . . .	—	—	—	—	—	34,518	14,831	24,982	21,065	16,658
Belgium . . . . .	—	—	—	—	—	..	..	32,743	9,878	..
Spain . . . . .	—	—	—	—	—	13,297	..	..	..	..
Italy . . . . .	—	—	—	—	—	66,367	1,21,579	81,124	1,72,996	..
Austria . . . . .	—	—	—	—	—	1,23,145	89,920	1,33,264	..	594
Japan . . . . .	—	—	—	—	—	23,711	..	..	1,701	..
United States of America— <i>Via Atlantic Coast</i>	—	—	—	—	—	..	..	..	..	173
<b>TOTAL FOREIGN COUNTRIES</b>	<b>—</b>	<b>—</b>	<b>—</b>	<b>—</b>	<b>—</b>	<b>5,96,520</b>	<b>3,31,073</b>	<b>4,52,367</b>	<b>4,57,279</b>	<b>1,03,139</b>
Share of Bengal . . . . .	—	—	—	—	—	2,99,609	4,39,537	4,04,065	4,71,361	3,43,964
" Bombay . . . . .	—	—	—	—	—	16,37,456	20,11,668	22,87,169	19,03,971	9,12,567
" Sind . . . . .	—	—	—	—	—	82,532	1,14,596	2,06,713	2,01,164	42,326
" Madras . . . . .	—	—	—	—	—	1,36,965	1,14,779	1,23,670	1,00,621	1,34,934
" Burma . . . . .	—	—	—	—	—	19,553	29,634	25,976	22,324	20,536
(Protected)	—	—	—	—	—	11,78,039	17,32,171	19,56,192	17,82,462	9,74,658
(Not protected)	—	—	—	—	—	9,97,976	9,78,043	10,91,401	9,24,469	4,84,663
<b>TOTAL</b>	<b>—</b>	<b>—</b>	<b>—</b>	<b>—</b>	<b>—</b>	<b>21,76,065</b>	<b>27,10,314</b>	<b>30,47,593</b>	<b>27,06,931</b>	<b>14,59,321</b>
<b>Printing and Lithographing materials (excluding paper)—</b>										
United Kingdom . . . . .	—	—	—	—	—	8,05,817	4,10,225	4,20,976	3,17,028	1,00,650
Germany . . . . .	—	—	—	—	—	738	83	..	526	2,815
United States of America— <i>Via Atlantic Coast</i>	—	—	—	—	—	82,118	9,405	51,528	2,202	3,683
Other Foreign Countries . . . . .	—	—	—	—	—	..	..	..	769	..
<b>TOTAL FOREIGN COUNTRIES</b>	<b>—</b>	<b>—</b>	<b>—</b>	<b>—</b>	<b>—</b>	<b>82,856</b>	<b>9,548</b>	<b>51,528</b>	<b>3,497</b>	<b>6,498</b>
Share of Bengal . . . . .	—	—	—	—	—	2,19,403	1,36,725	54,623	44,662	36,525
" Bombay . . . . .	—	—	—	—	—	4,98,430	1,19,738	2,34,629	1,56,348	28,419
" Sind . . . . .	—	—	—	—	—	69,750	1,02,984	33,682	96,424	22,678
" Madras . . . . .	—	—	—	—	—	36,205	19,732	8,649	12,404	9,385
" Burma . . . . .	—	—	—	—	—	74,835	40,594	30,818	11,687	10,141
<b>TOTAL</b>	<b>—</b>	<b>—</b>	<b>—</b>	<b>—</b>	<b>—</b>	<b>8,83,873</b>	<b>4,19,773</b>	<b>4,72,404</b>	<b>3,20,626</b>	<b>1,07,148</b>

No. 16—continued

ARTICLES, AND COUNTRIES OF CONSIGNMENT; ALSO SHARE OF EACH PROVINCE	QUANTITY					VALUE				
	1927-28	1928-29	1929-30	1930-31	1931-32	1927-28	1928-29	1929-30	1930-31	1931-32
<b>GOVERNMENT STORES—</b> <i>continued</i>						R				
<b>Railway plant and Rolling stock—†</b>										
<i>Carriages and parts thereof—*</i>										
United Kingdom . . . . .	—	—	—	—	—	1,58,38,008	—	—	—	—
Sweden . . . . .	—	—	—	—	—	87,911	—	—	—	—
Germany . . . . .	—	—	—	—	—	4,17,201	—	—	—	—
Netherlands . . . . .	—	—	—	—	—	2,98,830	—	—	—	—
Belgium . . . . .	—	—	—	—	—	20,58,756	—	—	—	—
France . . . . .	—	—	—	—	—	6,052	—	—	—	—
Italy . . . . .	—	—	—	—	—	3,64,705	—	—	—	—
United States of America— Via Atlantic Coast . . . . .	—	—	—	—	—	858	—	—	—	—
<b>TOTAL FOREIGN COUNTRIES . . . . .</b>	—	—	—	—	—	<b>32,33,818</b>	—	—	—	—
Share of Bengal . . . . .	—	—	—	—	—	82,87,631	—	—	—	—
„ Bombay . . . . .	—	—	—	—	—	25,97,374	—	—	—	—
„ Sind . . . . .	—	—	—	—	—	81,86,911	—	—	—	—
<b>TOTAL . . . . .</b>	—	—	—	—	—	<b>1,90,71,816</b>	—	—	—	—
<b>Wagons and parts thereof—*</b>										
United Kingdom . . . . .	—	—	—	—	—	34,24,283	—	—	—	—
Germany . . . . .	—	—	—	—	—	1,06,294	—	—	—	—
Belgium . . . . .	—	—	—	—	—	3,84,956	—	—	—	—
<b>TOTAL FOREIGN COUNTRIES . . . . .</b>	—	—	—	—	—	<b>4,91,250</b>	—	—	—	—
Share of Bengal . . . . .	—	—	—	—	—	9,65,968	—	—	—	—
„ Bombay . . . . .	—	—	—	—	—	2,42,308	—	—	—	—
„ Sind . . . . .	—	—	—	—	—	27,07,357	—	—	—	—
<b>TOTAL . . . . .</b>	—	—	—	—	—	<b>39,15,533</b>	—	—	—	—

\* Discontinued and shown under "Vehicles" from 1928-29.  
† Discontinued from 1928-29.

# GENERAL IMPORTS

(GOVERNMENT STORES)

( 1036 )

No. 16—continued

ARTICLES, AND COUNTRIES OF CONSIGNMENT; ALSO SHARE OF EACH PROVINCE	QUANTITY					VALUE				
	1927-28	1928-29	1929-30	1930-31	1931-32	1927-28	1928-29	1929-30	1930-31	1931-32
<b>GOVERNMENT STORES— continued</b>						Rs				
<b>Railway plant and Rolling stock †—continued</b>										
<i>Locomotive engines, and tenders, and parts there- of—</i>										
United Kingdom . . . . .	—	—	—	—	—	50,00,884	—	—	—	—
Other British Possessions	—	—	—	—	—	100	—	—	—	—
<b>TOTAL BRITISH EMPIRE</b>	—	—	—	—	—	50,00,984	—	—	—	—
Sweden . . . . .	—	—	—	—	—	1,20,480	—	—	—	—
Germany . . . . .	—	—	—	—	—	9,68,195	—	—	—	—
Netherlands . . . . .	—	—	—	—	—	43,459	—	—	—	—
Belgium . . . . .	—	—	—	—	—	13,42,639	—	—	—	—
Italy . . . . .	—	—	—	—	—	74,827	—	—	—	—
United States of America— Via Atlantic Coast.	—	—	—	—	—	56,110	—	—	—	—
<b>TOTAL FOREIGN COUNTRIES</b>	—	—	—	—	—	26,05,710	—	—	—	—
Share of Bengal . . . . .	—	—	—	—	—	33,29,279	—	—	—	—
“ Bombay . . . . .	—	—	—	—	—	31,18,080	—	—	—	—
“ Sind . . . . .	—	—	—	—	—	11,59,335	—	—	—	—
<b>TOTAL</b>	—	—	—	—	—	76,05,694	—	—	—	—
<b>Materials for construction—</b>										
<i>Sleepers and keys of steel or iron (a)—</i>	Tons									
United Kingdom . . . . .	2,920	—	—	—	—	4,25,581	—	—	—	—
Germany . . . . .	2,834	—	—	—	—	3,27,995	—	—	—	—
Netherlands . . . . .	1,912	—	—	—	—	4,16,306	—	—	—	—
Belgium . . . . .	93,060	—	—	—	—	96,80,822	—	—	—	—
Italy . . . . .	470	—	—	—	—	99,993	—	—	—	—
<b>TOTAL FOREIGN COUNTRIES</b>	98,216	—	—	—	—	1,05,25,116	—	—	—	—
Share of Bengal . . . . .	7,901	—	—	—	—	8,68,773	—	—	—	—
“ Bombay . . . . .	62,709	—	—	—	—	66,35,346	—	—	—	—
“ Sind . . . . .	30,526	—	—	—	—	34,46,084	—	—	—	—
<b>TOTAL</b>	101,136	—	—	—	—	1,09,50,697	—	—	—	—
<i>Sleepers of wood (b)—</i>	Tons									
Western Australia . . . . .	16,925	—	—	—	—	6,54,007	—	—	—	—
Australian Commonwealth (Total)	16,925	—	—	—	—	6,54,007	—	—	—	—

(a) Shown under "Iron or Steel" from 1928-29.  
 (b) Shown under "Wood and Timber" from 1928-29.  
 † Discontinued from 1928-29.  
 \* Shown under "Machinery and Mill Work" from 1928-29.

No. 16—continued

ARTICLES, AND COUNTRIES OF CONSIGNMENT; ALSO SHARE OF EACH PROVINCE	QUANTITY					VALUE				
	1927-28	1928-29	1929-30	1930-31	1931-32	1927-28	1928-29	1929-30	1930-31	1931-32
<b>GOVERNMENT STORES—</b> <i>continued</i>						R	R	R	R	R
<b>Railway plant and Rolling- stock—concluded*</b>	Tons									
<b>Materials for construction —continued</b>										
<b>Sleepers of wood (a)—continued</b>										
Share of Bombay . . . . .	16,925	—	—	—	—	6,54,007	—	—	—	—
<b>Other sorts—</b>	Tons									
United Kingdom . . . . .	3,008	—	—	—	—	6,56,084	—	—	—	—
Germany . . . . .	158	—	—	—	—	31,375	—	—	—	—
Belgium . . . . .	28,340	—	—	—	—	29,15,940	—	—	—	—
United States of America— Via Atlantic Coast . . . . .	..	—	—	—	—	1,104	—	—	—	—
<b>TOTAL FOREIGN COUNTRIES</b>	18,498	—	—	—	—	29,48,419	—	—	—	—
Share of Bengal . . . . .	779	—	—	—	—	2,31,200	—	—	—	—
" Bombay . . . . .	1,429	—	—	—	—	4,12,377	—	—	—	—
" Sind . . . . .	19,288	—	—	—	—	29,69,928	—	—	—	—
<b>TOTAL</b>	21,496	—	—	—	—	36,04,503	—	—	—	—
<b>Total value of Railway plant and Rolling- stock—*</b>										
United Kingdom . . . . .	—	—	—	—	—	2,53,44,835	—	—	—	—
Western Australia . . . . .	—	—	—	—	—	6,54,007	—	—	—	—
Australian Commonwealth (Total) . . . . .	—	—	—	—	—	6,54,007	—	—	—	—
Other British Possessions . . . . .	—	—	—	—	—	100	—	—	—	—
<b>TOTAL BRITISH EMPIRE</b>	—	—	—	—	—	2,59,98,942	—	—	—	—
Sweden . . . . .	—	—	—	—	—	2,08,891	—	—	—	—
Germany . . . . .	—	—	—	—	—	18,51,060	—	—	—	—
Netherlands . . . . .	—	—	—	—	—	7,58,095	—	—	—	—
Belgium . . . . .	—	—	—	—	—	1,68,89,118	—	—	—	—
France . . . . .	—	—	—	—	—	6,052	—	—	—	—
Italy . . . . .	—	—	—	—	—	5,39,525	—	—	—	—
United States of America— Via Atlantic Coast . . . . .	—	—	—	—	—	58,072	—	—	—	—
<b>TOTAL FOREIGN COUNTRIES</b>	—	—	—	—	—	1,98,04,308	—	—	—	—
Share of Bengal . . . . .	—	—	—	—	—	1,36,32,751	—	—	—	—
" Bombay . . . . .	—	—	—	—	—	1,36,69,986	—	—	—	—
" Sind . . . . .	—	—	—	—	—	1,84,59,573	—	—	—	—
<b>TOTAL</b>	—	—	—	—	—	4,58,03,250	—	—	—	—
<b>Stationery (excluding paper)—</b>										
United Kingdom . . . . .	—	—	—	—	—	28,64,435	3,65,136	4,88,986	3,32,204	3,08,372
Aden and Dependencies . . . . .	—	—	—	—	—	2,190	25F	..	65	..
Other British Possessions . . . . .	—	—	—	—	—	..	..	..	392	20
<b>TOTAL BRITISH EMPIRE</b>	—	—	—	—	—	28,66,625	3,65,391	4,88,986	3,32,721	3,08,392

\* Discontinued from 1928-29.  
(a) Shown under " Wood and Timber " from 1928-29.

GENERAL IMPORTS

(GOVERNMENT STORES)

( 1038 )

No. 16—continued

ARTICLES, AND COUNTRIES OF CONSIGNMENT; ALSO CHARGE OF EACH PROVINCE	QUANTITY					VALUE				
	1927-28	1928-29	1929-30	1930-31	1931-32	1927-28	1928-29	1929-30	1930-31	1931-32
						R	R	R	R	R
<b>GOVERNMENT STORES—</b> <i>continued</i>										
<b>Stationery (excluding paper)—continued</b>										
Germany . . . . .	—	—	—	—	—	..	2,556	853	11,201	1,706
Netherlands . . . . .	—	—	—	—	—	22,907	..	5,500	16,623	10,229
United States of America— Vid Atlantic Coast . . . . .	—	—	—	—	—	135	1,734	202	748	2,116
Other Foreign Countries . . . . .	—	—	—	—	—	338	732	..	971	100
<b>TOTAL FOREIGN COUNTRIES</b>	—	—	—	—	—	23,380	5,072	6,555	29,543	14,151
Share of Bengal . . . . .	—	—	—	—	—	11,38,111	1,63,814	1,34,493	1,24,696	2,00,299
" Bombay . . . . .	—	—	—	—	—	7,39,708	65,198	1,35,766	53,748	19,852
" Sind . . . . .	—	—	—	—	—	3,38,869	33,696	73,073	94,799	9,416
" Madras . . . . .	—	—	—	—	—	5,31,230	72,764	63,503	63,964	41,656
" Burma . . . . .	—	—	—	—	—	42,037	28,961	28,731	36,058	51,221
(Protected . . . . .	—	—	—	—	—	2,284	26,329	17,153	28,858	27,757
(Not Protected . . . . .	—	—	—	—	—	28,87,721	3,44,134	4,78,418	3,38,411	2,94,786
<b>TOTAL</b>	—	—	—	—	—	28,90,005	3,70,463	4,95,571	3,62,264	3,22,543
<b>Telegraphs, materials for construction of—</b>										
United Kingdom . . . . .	—	—	—	—	—	26,341	22,974	4,769	67	3,054
Bahrain Islands . . . . .	—	—	—	—	—	..	..	..	2,650	..
<b>TOTAL BRITISH EMPIRE</b>	—	—	—	—	—	26,341	22,974	4,769	2,717	3,054
Germany . . . . .	—	—	—	—	—	3,235	78,242	15,948	..	3,694
Mascat Territory and Trucial Oman . . . . .	—	—	—	—	—	..	..	..	4,200	..
Iraq . . . . .	—	—	—	—	—	4,355	14,445	..	..	..
Persia . . . . .	—	—	—	—	—	2,015	770	6,288	350	..
Henjam Island . . . . .	—	—	—	—	—	150	..	..	..	..
China (exclusive of Hong-kong and Macao) . . . . .	—	—	—	—	—	..	38,108	..	..	..
United States of America— Vid Atlantic Coast . . . . .	—	—	—	—	—	1,409	3,198	3,743	1,505	3,400
<b>TOTAL FOREIGN COUNTRIES</b>	—	—	—	—	—	16,184	1,34,761	25,979	6,055	7,094
Share of Bengal . . . . .	—	—	—	—	—	45,302	76,570	4,521	67	4,343
" Bombay . . . . .	—	—	—	—	—	421	53,214	16,948	..	..
" Sind . . . . .	—	—	—	—	—	6,520	16,215	6,288	7,200	..
" Madras . . . . .	—	—	—	—	—	..	6,529	3,991	1,505	6,900
" Burma . . . . .	—	—	—	—	—	262	7,207	..	..	..
<b>TOTAL</b>	—	—	—	—	—	52,505	1,57,785	30,743	8,772	10,143
<b>Textiles—</b>										
<b>Cotton—</b>										
<b>Manufactures—</b>										
<b>Hosiery—</b>										
United Kingdom . . . . .	—	—	—	—	—	21,309	..	..	..	1,545
United States of America— Vid Atlantic Coast . . . . .	—	—	—	—	—	..	..	2	..	..
Share of Bombay . . . . .	—	—	—	—	—	1,304	..	2	..	1,545
" Sind . . . . .	—	—	—	—	—	19,234	..	..	..	..
" Burma . . . . .	—	—	—	—	—	271	..	..	..	..
<b>TOTAL</b>	—	—	—	—	—	21,309	..	2	..	1,545

ARTICLES, AND COUNTRIES OF CONSIGNMENT; ALSO SHARE OF EACH PROVINCE	QUANTITY					VALUE				
	1927-28	1928-29	1929-30	1930-31	1931-32	1927-28	1928-29	1929-30	1930-31	1931-32
<b>GOVERNMENT STORES— continued</b>						R	R	R	R	R
<b>Textiles—continued</b>										
<b>Cotton—continued</b>										
<b>Manufactures—continued</b>										
<b>Piece goods—</b>										
<b>Grey (unbleached)—</b>										
United Kingdom	Yards 18,824	Yards 507	Yards 8,971	Yards 6,550	Yards 4,069	9,292	255	6,703	3,577	2,420
Share of Bengal	11,088	..	4,470	..	20	8,221	..	3,435	..	49
" Bombay	2,504	..	4,501	5,294	4,049	1,046	..	3,271	2,166	2,377
" Sind	32	..	..	..	..	25	..	..	..	..
" Burma	..	507	..	1,256	..	..	255	..	1,411	..
<b>TOTAL</b>	<b>18,824</b>	<b>507</b>	<b>8,971</b>	<b>6,550</b>	<b>4,069</b>	<b>9,292</b>	<b>255</b>	<b>6,706</b>	<b>3,577</b>	<b>2,420</b>
<b>White (bleached)—</b>										
United Kingdom	Yards 209,954	Yards 15,821	Yards 38,682	Yards 47,578	Yards 115,560	74,665	7,256	14,467	8,987	19,118
Share of Bengal	20,515	6,534	12,485	43,392	100,333	10,762	4,081	2,303	5,322	8,951
" Bombay	6,936	747	2,702	3,256	807	3,054	461	3,028	3,076	553
" Sind	169,058	1,377	337	107	8,568	56,183	710	1,027	69	5,374
" Madras	13,969	6,793	21,928	48	5,202	3,336	1,889	6,978	181	1,137
" Burma	426	70	1,180	275	150	830	115	631	335	93
<b>TOTAL</b>	<b>209,954</b>	<b>15,821</b>	<b>38,682</b>	<b>47,578</b>	<b>115,560</b>	<b>74,665</b>	<b>7,256</b>	<b>14,467</b>	<b>8,987</b>	<b>19,118</b>
<b>Coloured, printed, or dyed—</b>										
United Kingdom	Yards 2,153,118	Yards 1,615,382	Yards 866,964	Yards 1,333,818	Yards 163,511	7,51,525	6,11,031	3,17,658	3,85,738	66,306
Other British Possessions	..	..	..	..	200	..	..	..	..	141
<b>TOTAL BRITISH EMPIRE</b>	<b>2,153,118</b>	<b>1,615,382</b>	<b>866,964</b>	<b>1,333,818</b>	<b>163,511</b>	<b>7,51,525</b>	<b>6,11,031</b>	<b>3,17,658</b>	<b>3,85,738</b>	<b>66,447</b>
Share of Bengal	263,311	353,799	94,910	637,790	77,685	2,39,498	2,61,039	93,983	2,02,950	45,378
" Bombay	215,849	433	1,634	2,507	910	84,373	1,362	3,321	6,328	538
" Sind	47,113	1,617	2,436	11,619	1,073	19,448	1,332	1,698	6,050	756
" Madras	1,617,170	1,245,535	762,969	774,682	84,515	4,04,646	3,37,441	2,15,036	1,65,150	17,806
" Burma	4,370	13,948	4,975	7,220	4,328	3,060	2,857	3,571	4,760	1,970
<b>TOTAL</b>	<b>2,153,118</b>	<b>1,615,382</b>	<b>866,964</b>	<b>1,333,818</b>	<b>163,511</b>	<b>7,51,525</b>	<b>6,11,031</b>	<b>3,17,658</b>	<b>3,85,738</b>	<b>66,447</b>
<b>Other sorts of manufactures (including handkerchiefs and shawls in the piece)—</b>										
United Kingdom	—	—	—	—	—	4,23,156	2,75,024	1,38,789	1,90,979	2,70,154
Other British Possessions	—	—	—	—	—	3	33	520	..	..
<b>TOTAL BRITISH EMPIRE</b>	<b>—</b>	<b>—</b>	<b>—</b>	<b>—</b>	<b>—</b>	<b>4,23,159</b>	<b>2,75,056</b>	<b>1,39,309</b>	<b>1,90,979</b>	<b>2,70,154</b>
<b>TOTAL FOREIGN COUNTRIES—</b>	<b>—</b>	<b>—</b>	<b>—</b>	<b>—</b>	<b>—</b>	<b>..</b>	<b>223</b>	<b>18</b>	<b>..</b>	<b>..</b>
Share of Bengal	—	—	—	—	—	3,46,154	1,36,321	98,466	96,126	6,473
" Bombay	—	—	—	—	—	24,735	39,643	5,491	12,011	2,38,790
" Sind	—	—	—	—	—	1,12,213	80,418	23,510	60,385	15,313
" Madras	—	—	—	—	—	38,863	16,062	7,970	14,745	13,663
" Burma	—	—	—	—	—	1,794	2,834	6,945	7,714	5,910
<b>TOTAL</b>	<b>—</b>	<b>—</b>	<b>—</b>	<b>—</b>	<b>—</b>	<b>4,23,159</b>	<b>2,75,278</b>	<b>1,39,322</b>	<b>1,90,979</b>	<b>2,70,154</b>
<b>Total Value of Cotton goods (including Twist and Yarn)</b>	<b>—</b>	<b>—</b>	<b>—</b>	<b>—</b>	<b>—</b>	<b>12,79,950</b>	<b>3,93,580</b>	<b>4,78,156</b>	<b>5,89,381</b>	<b>3,59,634</b>

GENERAL IMPORTS

(GOVERNMENT STORES)

( 1040 )

No. 16—continued

ARTICLES, AND COUNTRIES OF CONSIGNMENT; ALSO SHARE OF EACH PROVINCE	QUANTITY					VALUE				
	1927-28	1928-29	1929-30	1930-31	1931-32	1927-28	1928-29	1929-30	1930-31	1931-32
<b>GOVERNMENT STORES—</b> <i>continued</i>						R	R	R	R	R
<b>Textiles—</b> <i>continued</i>										
<b>Flax—</b>										
<b>Manufactures—</b>										
<b>Canvas—</b>	Yards	Yards	Yards	Yards	Yards					
United Kingdom . . . . .	880,703	275,750	247,475	394,977	126,046	5,82,725	4,90,427	3,76,941	4,77,734	81,283
Germany . . . . .	..	..	..	92,376	..	..	..	..	1,22,829	..
Belgium . . . . .	..	..	..	20,986	..	..	..	..	29,175	..
United States of America— Vid Atlantic Coast . . . . .	1,560	..	..	..	..	1,760	..	..	..	..
<b>TOTAL FOREIGN COUNTRIES</b>	1,560	..	..	113,362	..	1,760	..	..	1,52,004	..
<b>Share of Bengal . . . . .</b>	334,877	237,959	195,361	423,882	91,616	5,17,121	4,35,183	3,05,160	6,01,922	55,970
“ Bombay . . . . .	23,851	21,504	14,600	18,290	21,094	42,004	31,426	22,545	17,513	16,490
“ Sind . . . . .	12,065	4,768	1,385	3,845	4,762	12,975	7,904	2,667	7,953	4,305
“ Madras . . . . .	..	190	1,118	250	..	..	320	1,343	343	..
“ Burma . . . . .	11,470	11,329	34,311	2,072	5,574	12,386	15,594	45,228	1,997	5,518
<b>TOTAL</b>	382,263	275,750	247,675	448,339	126,046	5,84,486	4,90,427	3,76,941	6,29,738	81,283
<b>Piece goods—</b>	Yards	Yards	Yards	Yards	Yards					
United Kingdom . . . . .	186,786	73,679	125,618	140,273	25,294	1,25,102	42,626	89,172	82,856	11,661
Share of Bengal . . . . .	161,705	73,439	50,113	65,512	..	1,03,346	42,219	41,026	42,798	..
“ Bombay . . . . .	3,362	45	12,315	10,737	25,294	6,152	248	14,612	11,331	11,661
“ Sind . . . . .	..	195	62,690	..	..	..	159	33,534	..	..
“ Madras . . . . .	21,684	..	..	64,024	..	15,533	..	..	28,727	..
“ Burma . . . . .	35	..	..	..	..	66	..	..	..	..
<b>TOTAL</b>	186,786	73,679	125,618	140,273	25,294	1,25,102	42,626	89,172	82,856	11,661
<b>Other sorts (including bags and sacks)—</b>										
United Kingdom . . . . .	—	—	—	—	—	1,07,778	1,37,067	56,467	69,872	52,420
Other British Possessions . . . . .	—	—	—	—	—	—	487	30	..	..
<b>TOTAL BRITISH EMPIRE</b>	—	—	—	—	—	1,07,778	1,37,554	56,497	69,872	52,420
Iraq . . . . .	—	—	—	—	—	..	..	..	4,843	..
China (exclusive of Hongkong and Macao) . . . . .	—	—	—	—	—	1,440	193	56	..	..
United States of America— Vid Atlantic Coast . . . . .	—	—	—	—	—	1,323	..	..	..	..
<b>TOTAL FOREIGN COUNTRIES</b>	—	—	—	—	—	2,763	193	56	4,843	..
<b>Share of Bengal . . . . .</b>	—	—	—	—	—	18,065	63,591	17,166	9,952	7,577
“ Bombay . . . . .	—	—	—	—	—	30,116	31,775	25,433	6,754	2,901
“ Sind . . . . .	—	—	—	—	—	50,182	23,416	10,849	54,735	37,499
“ Madras . . . . .	—	—	—	—	—	12,110	13,733	2,196	2,089	1,673
“ Burma . . . . .	—	—	—	—	—	73	5,182	854	622	2,770
<b>TOTAL</b>	—	—	—	—	—	1,10,546	1,37,697	56,558	74,215	52,420
<b>Total value of Flax (including Twist and Yarn)</b>	—	—	—	—	—	8,20,134	6,70,750	5,22,666	7,86,809	1,45,364
<b>Wool—</b> <b>Manufactures—</b> <b>Hosiery—</b>	Lbs.	Lbs.	Lbs.	Lbs.	Lbs.					
United Kingdom . . . . .	122	9,530	415	..	100	814	22,238	1,570	..	1,230
Share of Bombay . . . . .	..	7	415	..	100	..	138	1,570	..	1,230
“ Sind . . . . .	50	9,523	..	..	..	200	22,150	..	..	..
“ Burma . . . . .	78	..	..	..	..	114	..	..	..	..
<b>TOTAL</b>	122	9,530	415	..	100	814	22,238	1,570	..	1,230
<b>Piece goods—</b>	Yards	Yards	Yards	Yards	Yards					
United Kingdom . . . . .	1,518,538	604,200	880,207	836,618	518,209	32,35,674	11,69,498	11,88,596	4,79,000	6,70,870
United States of America— Vid Atlantic Coast . . . . .	13	..	..	..	..	168	..	..	..	..



No. 16—continued

ARTICLES, AND COUNTRIES OF CONSIGNMENT; ALSO SHARE OF EACH PROVINCE	QUANTITY					VALUE				
	1927-28	1928-29	1929-30	1930-31	1931-32	1927-28	1928-29	1929-30	1930-31	1931-32
<b>GOVERNMENT STORES— continued</b>						R	R	R	R	R
<b>Textiles—concluded</b>										
<b>Wool—continued</b>										
<b>Manufactures—continued</b>										
<b>Piece goods—continued</b>	<b>Yards</b>	<b>Yards</b>	<b>Yards</b>	<b>Yards</b>	<b>Yards</b>					
Share of Bengal . . .	1,402,584	499,980	813,571	310,518	177,378	38,92,014	9,13,500	11,28,964	4,49,429	2,12,761
" Bombay . . .	28,822	12,266	6,854	20,187	274,861	92,260	13,157	11,139	15,726	3,27,437
" Sind . . .	83,658	87,994	6,940	1,510	58,883	2,37,069	1,74,377	42,192	6,118	1,07,640
" Madras . . .	3,487	3,949	3,818	3,403	32	14,499	8,607	6,215	2,067	87
" Burma . . .	..	12	24	1,000	7,575	..	57	85	4,720	21,945
<b>TOTAL</b>	<b>1,518,551</b>	<b>604,200</b>	<b>830,207</b>	<b>330,618</b>	<b>518,209</b>	<b>32,35,842</b>	<b>11,00,498</b>	<b>11,88,696</b>	<b>4,70,060</b>	<b>6,70,870</b>
<b>Other sorts—</b>	<b>Lbs.</b>	<b>Lbs.</b>	<b>Lbs.</b>	<b>Lbs.</b>	<b>Lbs.</b>					
United Kingdom . . .	35,947	21,568	30,105	28,174	8,746	72,419	55,608	1,14,764	78,104	22,441
Other British Possessions	51	114	..	..	..	48	150	..	..	..
<b>TOTAL BRITISH EMPIRE</b>	<b>35,998</b>	<b>21,682</b>	<b>30,105</b>	<b>28,174</b>	<b>8,746</b>	<b>72,462</b>	<b>55,658</b>	<b>1,14,764</b>	<b>78,104</b>	<b>22,441</b>
China (exclusive of Hong- kong and Macao) . . .	8	470	5	535	..	38	1,635	26	1,294	..
Other Foreign Countries . . .	..	..	446	..	..	..	..	698	..	..
<b>TOTAL FOREIGN COUNTRIES</b>	<b>8</b>	<b>470</b>	<b>451</b>	<b>535</b>	<b>..</b>	<b>38</b>	<b>1,635</b>	<b>724</b>	<b>1,294</b>	<b>..</b>
Share of Bengal . . .	28,422	9,746	3,334	8,873	3,808	51,120	23,688	13,187	38,024	9,117
" Bombay . . .	5,327	5,297	1,970	10,067	4,230	11,575	12,122	6,043	22,010	11,876
" Sind . . .	1,913	6,476	23,031	9,416	244	7,688	15,778	90,152	18,603	688
" Madras . . .	20	..	..	..	..	123	..	..	..	..
" Burma . . .	324	633	2,221	353	214	1,994	2,705	6,101	761	782
<b>TOTAL</b>	<b>36,006</b>	<b>22,152</b>	<b>30,556</b>	<b>28,709</b>	<b>8,746</b>	<b>73,500</b>	<b>57,293</b>	<b>1,15,488</b>	<b>79,398</b>	<b>22,441</b>
<b>Total value of Wool</b>	<b>—</b>	<b>—</b>	<b>—</b>	<b>—</b>	<b>—</b>	<b>32,08,656</b>	<b>11,89,079</b>	<b>13,05,654</b>	<b>5,58,458</b>	<b>6,94,641</b>
<b>Vehicles excluding loco- motives, etc., for rail- ways—</b>										
<b>Carriages and Carts (ex- cluding railway car- riages), and parts thereof—</b>										
United Kingdom . . .	—	—	—	—	—	1,49,281	32,311	21,357	1,05,102	8,970
Aden and Dependencies . . .	—	—	—	—	—	..	321	..	..	..
Straits Settlements (includ- ing Labuan) . . .	—	—	—	—	—	..	2,238	..	..	..
<b>TOTAL BRITISH EMPIRE</b>	<b>—</b>	<b>—</b>	<b>—</b>	<b>—</b>	<b>—</b>	<b>1,49,281</b>	<b>34,870</b>	<b>21,357</b>	<b>1,05,102</b>	<b>8,970</b>
Germany . . .	—	—	—	—	—	..	3,034	..	..	..
Belgium . . .	—	—	—	—	—	..	3,987	..	..	..
Iraq . . .	—	—	—	—	—	..	554	..	..	..
China (exclusive of Hongkong and Macao) . . .	—	—	—	—	—	..	1,021	..	..	..
<b>TOTAL FOREIGN COUNTRIES</b>	<b>—</b>	<b>—</b>	<b>—</b>	<b>—</b>	<b>—</b>	<b>..</b>	<b>8,596</b>	<b>..</b>	<b>..</b>	<b>..</b>
Share of Bengal . . .	—	—	—	—	—	1,20,433	16,418	1,713	3,336	..
" Bombay . . .	—	—	—	—	—	16,688	14,650	766	25,297	..
" Sind . . .	—	—	—	—	—	..	2,268	11,739	..	4,928
" Madras . . .	—	—	—	—	—	..	3,034	..	..	..
" Burma . . .	—	—	—	—	—	12,260	7,096	7,141	75,969	4,042
( Protected . . .	—	—	—	—	—	79,894	6,817	883	18,598	..
( Not protected . . .	—	—	—	—	—	69,387	36,649	20,524	91,504	8,970
<b>TOTAL</b>	<b>—</b>	<b>—</b>	<b>—</b>	<b>—</b>	<b>—</b>	<b>1,49,281</b>	<b>43,466</b>	<b>21,357</b>	<b>1,05,102</b>	<b>8,970</b>

GENERAL IMPORTS

( 1042 )

(GOVERNMENT STORES)

No. 16—continued

ARTICLES, AND COUNTRIES OF CONSIGNMENT; ALSO SHARE OF EACH PROVINCE	QUANTITY					VALUE				
	1927-28	1928-29	1929-30	1930-31	1931-32	1927-28	1928-29	1929-30	1930-31	1931-32
						R	R	R	R	R
<b>GOVERNMENT STORES—</b> <i>continued</i>										
<b>Vehicles, excluding locomotives, etc., for railways—continued</b>										
Carriages and parts for Railways (a)—										
United Kingdom . . . . .	—	—	—	—	—	—	16,26,394	16,80,864	13,63,206	6,08,78
Other British Possessions . . . . .	—	—	—	—	—	—	..	—	—	1,04
<b>TOTAL BRITISH EMPIRE . . . . .</b>	—	—	—	—	—	—	16,26,394	16,80,864	13,63,206	6,09,82
Sweden . . . . .	—	—	—	—	—	—	..	43,091	45,405	..
Germany . . . . .	—	—	—	—	—	—	3,21,456	1,46,060	21,218	1,33,84
Netherlands . . . . .	—	—	—	—	—	—	36,721	33,088	..	..
Belgium . . . . .	—	—	—	—	—	—	10,34,638	2,48,599	2,56,935	21,31
Italy . . . . .	—	—	—	—	—	—	..	2,38,499	2,35,731	4,65,77
Iraq . . . . .	—	—	—	—	—	—	6,119	..	..	..
United States of America— Via Atlantic Coast . . . . .	—	—	—	—	—	—	..	..	151	..
<b>TOTAL FOREIGN COUNTRIES . . . . .</b>	—	—	—	—	—	—	13,98,929	7,09,337	5,59,435	6,20,94
Share of Bengal . . . . .	—	—	—	—	—	—	17,53,609	12,46,760	3,22,306	7,97,91
" Bombay . . . . .	—	—	—	—	—	—	4,35,678	7,44,696	5,76,467	87,96
" Sind . . . . .	—	—	—	—	—	—	3,66,036	3,98,556	3,80,333	1,23,15
" Burma . . . . .	—	—	—	—	—	—	..	..	1,43,037	2,16,74
<b>TOTAL . . . . .</b>	—	—	—	—	—	—	30,25,823	23,90,201	19,22,641	12,30,77
<b>Wagons and parts for Railways (a)—</b>										
United Kingdom . . . . .	—	—	—	—	—	—	9,55,124	8,88,766	5,23,238	53,31
Germany . . . . .	—	—	—	—	—	—	22,384	..	42,471	38,49
Netherlands . . . . .	—	—	—	—	—	—	..	802	..	..
Belgium . . . . .	—	—	—	—	—	—	2,15,038	2,51,361	14,579	23,29
Italy . . . . .	—	—	—	—	—	—	44,835	..	52,907	22,45
<b>TOTAL FOREIGN COUNTRIES . . . . .</b>	—	—	—	—	—	—	2,82,257	2,52,363	1,09,957	83,24
Share of Bengal . . . . .	—	—	—	—	—	—	3,14,097	7,54,639	97,792	..
" Bombay . . . . .	—	—	—	—	—	—	1,29,451	3,01,644	2,429	..
" Sind . . . . .	—	—	—	—	—	—	2,93,333	34,866	3,39,739	91,472
" Burma . . . . .	—	—	—	—	—	—	..	..	1,43,245	45,086
<b>TOTAL . . . . .</b>	—	—	—	—	—	—	12,37,381	11,41,129	6,33,195	1,36,558
<b>Ships, parts of (including Launches and Boats)—</b>										
United Kingdom . . . . .	—	—	—	—	—	2,71,138	1,77,388	10,307	4,06,281	10,212
Bahrain Islands . . . . .	—	—	—	—	—	..	..	400	..	..
<b>TOTAL BRITISH EMPIRE . . . . .</b>	—	—	—	—	—	2,71,138	1,77,388	10,707	4,06,281	10,212
Share of Bengal . . . . .	—	—	—	—	—	..	..	..	..	3,363
" Bombay . . . . .	—	—	—	—	—	202	..	237	..	1,349
" Sind . . . . .	—	—	—	—	—	660	..	400	261	..
" Burma . . . . .	—	—	—	—	—	2,70,276	1,77,388	10,070	4,06,020	..
<b>TOTAL . . . . .</b>	—	—	—	—	—	2,71,138	1,77,388	10,707	4,06,281	10,212
<b>Other kinds—</b>										
United Kingdom . . . . .	—	—	—	—	—	45,08,266	72,63,936	1,24,20,323	2,27,60,873	93,51,814
Aden and Dependencies . . . . .	—	—	—	—	—	21,567	250	..	..	..
Straits Settlements (including Labuan) . . . . .	—	—	—	—	—	..	..	374	..	6,320
Other British Possessions . . . . .	—	—	—	—	—	..	..	..	..	325
<b>TOTAL BRITISH EMPIRE . . . . .</b>	—	—	—	—	—	45,24,833	72,58,086	1,24,21,197	2,27,60,873	93,58,459

(a) Shown under this head from 1928-29. For previous year's figures see under "Railway plant and rolling stock."

No. 16—continued

ARTICLES, AND COUNTRIES OF CONSIGNMENT; ALSO SHARE OF EACH PROVINCE	QUANTITY					VALUE				
	1927-28	1928-29	1929-30	1930-31	1931-32	1927-28	1928-29	1929-30	1930-31	1931-32
<b>GOVERNMENT STORES— continued</b>						R	R	R	R	R
<i>Vehicles, excluding loco- motives, etc., for rail- ways—continued</i>										
<i>Other kinds—contd.</i>										
Germany . . . . .	—	—	—	—	—	14,599	..	..	..	..
Belgium . . . . .	—	—	—	—	—	..	49,878	..	..	140
Italy . . . . .	—	—	—	—	—	..	..	6,504	..	..
Iraq . . . . .	—	—	—	—	—	29,728	48,580	4,59,402	62,118	5
Persia . . . . .	—	—	—	—	—	..	20,000	21,270	..	..
Egypt . . . . .	—	—	—	—	—	9,032	8,902	55,935	14,724	..
United States of America— Via Atlantic Coast	—	—	—	—	—	1,294	2,000	1,371	705	262
Other Foreign Countries .	—	—	—	—	—	..	..	..	229	..
<b>TOTAL FOREIGN COUNTRIES</b>	—	—	—	—	—	51,648	1,33,860	5,44,482	77,856	407
<i>Share of Bengal . . . . .</i>	—	—	—	—	—	..	..	146	4,432	50,213
" Bombay . . . . .	—	—	—	—	—	16,67,847	38,49,968	51,59,439	35,49,573	4,28,313
" Sind . . . . .	—	—	—	—	—	29,81,621	35,22,307	75,97,955	1,92,49,423	88,73,018
" Madras . . . . .	—	—	—	—	—	20,967	8,095	7,245	32,266	932
" Burma . . . . .	—	—	—	—	—	16,246	7,375	894	3,030	6,320
<b>TOTAL</b>	—	—	—	—	—	45,76,481	78,87,745	1,29,65,679	2,28,98,729	93,58,866
<i>Total Value of Vehicles, excluding locomotives, etc., for railways</i>	—	—	—	—	—	49,96,900	1,18,71,303	1,65,29,078	2,59,05,948	1,07,45,879
<b>All other articles— Unmanufactured—</b>										
United Kingdom	—	—	—	—	—	46,084	2,22,667	5,06,629	60,036	3,54,598
Ceylon	—	—	—	—	—	2,100	20,054	73	..	105
Straits Settlements (includ- ing Labuan).	—	—	—	—	—	..	4,024	..	93	7,095
South Australia (including Northern Territory)	—	—	—	—	—	..	..	..	4,47,850	8,58,760
Victoria . . . . .	—	—	—	—	—	9,07,444	17,56,154	9,59,010	93	1,800
New South Wales . . . . .	—	—	—	—	—	6,27,800	3,76,089	4,22,594	45,600	4,22,400
Queensland . . . . .	—	—	—	—	—	..	..	53	7,85,550	..
Australian Commonwealth (Total)	—	—	—	—	—	15,34,744	21,32,243	13,81,657	12,29,093	12,77,959
Other British Possessions	—	—	—	—	—	..	615	7	..	..
<b>TOTAL BRITISH EMPIRE</b>	—	—	—	—	—	15,83,828	23,79,603	18,83,368	12,89,222	16,39,748
Germany . . . . .	—	—	—	—	—	382	1,427	2,600	1,194	22,894
Belgium . . . . .	—	—	—	—	—	346	..	615	1,13,050	..
France . . . . .	—	—	—	—	—	4,316	3,875	2,956	151	..
Italy . . . . .	—	—	—	—	—	..	50	18,291	28	..
Mascat Territory and Trucial Oman	—	—	—	—	—	..	6,981	..	..	..
Persia . . . . .	—	—	—	—	—	48,22,966	47,38,798	36,95,467	39,04,170	3,6,96,800
Siam . . . . .	—	—	—	—	—	..	..	..	18,802	6,248
Egypt . . . . .	—	—	—	—	—	2,289	3,487	..	1,667	40,210
United States of America— Via Atlantic Coast	—	—	—	—	—	4,38,789	3,67,246	3,831	3,11,366	1,906
" Pacific " . . . . .	—	—	—	—	—	27,381	..	..	519	..
Other Foreign Countries .	—	—	—	—	—	608	242	183	275	..
<b>TOTAL FOREIGN COUNTRIES</b>	—	—	—	—	—	52,92,324	51,41,606	37,23,998	43,51,422	27,69,557
<i>Share of Bengal . . . . .</i>	—	—	—	—	—	16,01,375	21,39,531	14,62,164	12,52,331	16,14,394
" Bombay . . . . .	—	—	—	—	—	20,46,023	21,66,222	18,58,934	18,23,376	4,97,494
" Sind . . . . .	—	—	—	—	—	32,28,042	29,19,418	23,19,093	25,53,653	22,94,451
" Madras . . . . .	—	—	—	—	—	670	30	1,130	1,454	2,784
" Burma . . . . .	—	—	—	—	—	42	4,398	453	301	132
<b>TOTAL</b>	—	—	—	—	—	68,76,152	76,21,209	59,11,764	56,40,644	44,09,908

GENERAL IMPORTS  
(GOVERNMENT STORES)

( 1044 )

No. 16—continued

ARTICLES, AND COUNTRIES OF CONSIGNMENT; ALSO SHARE OF EACH PROVINCE	QUANTITY					VALUE				
	1927-28	1928-29	1929-30	1930-31	1931-32	1927-28	1928-29	1929-30	1930-31	1931-32
<b>GOVERNMENT STORES—</b> <i>continued</i>						R	R	R	R	R
<b>All other articles—continued</b>										
<b>Manufactured—</b>										
United Kingdom . . . . .	—	—	—	—	—	17,87,721	13,33,931	13,25,354	17,07,527	10,63,46
Gibraltar . . . . .	—	—	—	—	—	..	..	20,856	..	..
Ceylon . . . . .	—	—	—	—	—	33,777	11,078	29,548	82,802	22,20
Straits Settlements (includ- ing Labuan) . . . . .	—	—	—	—	—	39,513	380	24,586	90	2,30
Hongkong . . . . .	—	—	—	—	—	..	..	35,781	..	..
Natal . . . . .	—	—	—	—	—	..	..	5,042	..	1
Western Australia . . . . .	—	—	—	—	—	..	2,39,431	..	3,321	1
Victoria . . . . .	—	—	—	—	—	1,20,756	54,307	90,620	46,478	23,91
Tasmania . . . . .	—	—	—	—	—	18,704	4,506	3,238	..	..
New South Wales . . . . .	—	—	—	—	—	49,678	..	68,427	27,116	52,42
Queensland . . . . .	—	—	—	—	—	..	..	5,660	14,797	38,99
<b>Australian Commonwealth (Total)</b>	—	—	—	—	—	<b>1,39,133</b>	<b>2,93,744</b>	<b>1,67,990</b>	<b>91,712</b>	<b>1,20,34</b>
Other British Possessions . . . . .	—	—	—	—	—	307	23	904	58	38
<b>TOTAL BRITISH EMPIRE</b>	—	—	—	—	—	<b>20,50,456</b>	<b>16,44,156</b>	<b>16,10,011</b>	<b>18,32,189</b>	<b>12,09,201</b>
Germany . . . . .	—	—	—	—	—	4,153	6,128	29,540	16,410	22,231
Netherlands . . . . .	—	—	—	—	—	1,746	6,462	43,455	23,215	18,701
Belgium . . . . .	—	—	—	—	—	1,422	55	1,125	53	1,711
France . . . . .	—	—	—	—	—	1,018	1,857	1,454	20,250	..
Switzerland . . . . .	—	—	—	—	—	..	..	..	74,121	..
Italy . . . . .	—	—	—	—	—	..	..	..	25,677	1,231
Austria . . . . .	—	—	—	—	—	..	..	6,075	..	..
Turkey, Asiatic . . . . .	—	—	—	—	—	12,859	..	..	..	..
Smyrna . . . . .	—	—	—	—	—	..	14,012	7,537	12,060	..
Java . . . . .	—	—	—	—	—	8,04,023	5,39,033	4,68,937	4,78,104	2,56,993
Borneo (Dutch) . . . . .	—	—	—	—	—	19,133	..	..	..	..
China (exclusive of Hong- kong and Macao) . . . . .	—	—	—	—	—	40,211	52,031	2,355	2,544	395
Egypt . . . . .	—	—	—	—	—	..	..	18,035	..	..
United States of America— Via Atlantic Coast . . . . .	—	—	—	—	—	68,056	36,648	11,316	2,415	4,433
" Pacific " . . . . .	—	—	—	—	—	..	..	..	110	169
Other Foreign Countries . . . . .	—	—	—	—	—	..	707	10	911	..
<b>TOTAL FOREIGN COUNTRIES</b>	—	—	—	—	—	<b>9,52,631</b>	<b>7,07,033</b>	<b>5,90,339</b>	<b>6,60,870</b>	<b>3,06,775</b>
<b>Share of Bengal . . . . .</b>	—	—	—	—	—	<b>3,60,325</b>	<b>5,03,720</b>	<b>4,42,879</b>	<b>4,31,455</b>	<b>3,35,293</b>
" Bombay . . . . .	—	—	—	—	—	<b>10,73,566</b>	<b>10,33,323</b>	<b>7,64,241</b>	<b>3,73,957</b>	<b>4,29,633</b>
" Sind . . . . .	—	—	—	—	—	<b>3,46,233</b>	<b>5,67,350</b>	<b>7,25,330</b>	<b>9,21,273</b>	<b>6,46,970</b>
" Madras . . . . .	—	—	—	—	—	<b>1,14,192</b>	<b>1,76,800</b>	<b>1,68,655</b>	<b>1,62,306</b>	<b>1,12,467</b>
" Burma . . . . .	—	—	—	—	—	<b>1,03,716</b>	<b>30,491</b>	<b>99,235</b>	<b>1,04,016</b>	<b>91,578</b>
<b>TOTAL</b>	—	—	—	—	—	<b>30,03,037</b>	<b>23,51,189</b>	<b>22,00,400</b>	<b>24,93,059</b>	<b>15,15,980</b>
<b>Total value of Government Stores—</b>										
United Kingdom . . . . .	—	—	—	—	—	7,57,67,863	7,50,31,970	6,36,47,311	6,48,45,235	3,17,05,741
Gibraltar . . . . .	—	—	—	—	—	..	..	20,856	..	..
Aden and Dependencies . . . . .	—	—	—	—	—	85,174	30,307	11,977	20,844	1,790
Malta and Gozo . . . . .	—	—	—	—	—	..	22	2,953	21	..
Bahrain Islands . . . . .	—	—	—	—	—	..	..	400	2,550	..
Ceylon . . . . .	—	—	—	—	—	36,134	62,517	31,917	33,217	23,207
Straits Settlements (includ- ing Labuan) . . . . .	—	—	—	—	—	14,25,110	2,30,629	7,03,954	3,66,505	2,30,493
Federated Malay States . . . . .	—	—	—	—	—	1,393	..	..	..	..
Hongkong . . . . .	—	—	—	—	—	26,930	..	35,731	568	..
Natal . . . . .	—	—	—	—	—	174	..	5,949	10,153	101
Kenya Colony . . . . .	—	—	—	—	—	..	..	..	..	1,033
Anglo-Egyptian Sudan . . . . .	—	—	—	—	—	..	3,353	..	..	653

ARTICLES, AND COUNTRIES OF CONSIGNMENT; ALSO SHARE OF EACH PROVINCE	QUANTITY					VALUE				
	1927-28	1928-29	1929-30	1930-31	1931-32	1927-28	1928-29	1929-30	1930-31	1931-32
						₹	₹	₹	₹	₹
<b>GOVERNMENT STORES— concluded</b>										
<b>Total value of Government Stores—continued</b>										
Canada—										
Via Atlantic Coast . . .	—	—	—	—	—	9,25,515	..	..	..	..
Western Australia . . .	—	—	—	—	—	6,54,007	2,39,431	..	8,321	13
South Australia (including Northern Territory) . . .	—	—	—	—	—	..	..	..	4,47,850	8,53,750
Victoria . . . . .	—	—	—	—	—	10,23,200	18,11,141	10,50,132	75,205	30,712
Tasmania . . . . .	—	—	—	—	—	13,704	4,506	3,233	83,651	..
New South Wales . . .	—	—	—	—	—	6,76,978	8,76,142	4,91,021	1,41,396	4,74,323
Queensland . . . . .	—	—	—	—	—	..	..	5,852	7,50,347	33,991
Australian Commonwealth (Total) . . . . .	—	—	—	—	—	23,77,839	24,31,220	15,50,233	15,01,770	12,93,294
Other British Possessions .	—	—	—	—	—	900	2	..	100	..
<b>TOTAL BRITISH EMPIRE</b>	—	—	—	—	—	8,06,67,072	7,77,90,525	6,60,10,436	6,66,81,118	3,34,20,136
Russia—										
Northern Russia . . .	—	—	—	—	—	..	..	1,553	..	..
Sweden . . . . .	—	—	—	—	—	3,25,367	5,39,534	62,946	1,02,673	33,194
Norway . . . . .	—	—	—	—	—	1,574	..	..	5,694	..
Denmark . . . . .	—	—	—	—	—	25,095	..	..	..	..
Germany . . . . .	—	—	—	—	—	34,70,496	27,13,438	31,61,135	49,37,776	37,36,237
Netherlands . . . . .	—	—	—	—	—	10,77,555	13,55,635	1,29,124	1,72,520	1,04,314
Belgium . . . . .	—	—	—	—	—	1,96,07,768	72,17,262	39,53,955	23,24,619	8,13,400
France . . . . .	—	—	—	—	—	2,39,336	1,22,468	26,399	31,556	6,395
Spain . . . . .	—	—	—	—	—	13,592	..	..	..	1,381
Switzerland . . . . .	—	—	—	—	—	..	40	2,500	74,131	..
Italy . . . . .	—	—	—	—	—	6,73,534	9,20,547	33,49,955	20,37,333	7,79,134
Austria . . . . .	—	—	—	—	—	1,36,337	39,920	1,69,635	3,456	3,361
Turkey, Asiatic . . .	—	—	—	—	—	12,859	..	..	..	5,121
Smyrna . . . . .	—	—	—	—	—	..	14,012	7,637	12,060	..
Maskat Territory and Trucial Oman . . . . .	—	—	—	—	—	903	15,275	223	4,200	..
Other native states in Arabia . . . . .	—	—	—	—	—	139	54	..	..	1,35
Iraq . . . . .	—	—	—	—	—	40,678	31,507	4,02,351	1,33,107	25,62
Persia . . . . .	—	—	—	—	—	43,27,737	47,60,550	37,25,193	39,06,417	26,96,37
Java . . . . .	—	—	—	—	—	9,43,943	6,99,625	4,63,937	4,73,104	2,56,891
Borneo (Dutch) . . . .	—	—	—	—	—	19,133	..	..	..	..
Siam . . . . .	—	—	—	—	—	..	..	..	13,802	3,241
China (exclusive of Hong- kong and Macao) . . .	—	—	—	—	—	50,356	5,74,376	1,63,931	24,539	4,701
Japan . . . . .	—	—	—	—	—	24,570	10	570	3,640	31
Egypt . . . . .	—	—	—	—	—	11,333	24,006	74,507	1,55,719	40,453
Portuguese East Africa .	—	—	—	—	—	36,274	..	..	..	..
United States of America—										
Via Atlantic Coast . .	—	—	—	—	—	45,76,074	39,49,360	23,27,504	14,44,290	7,65,651
" Pacific " . . . . .	—	—	—	—	—	30,134	..	776	31,016	6,391
Other Foreign Countries .	—	—	—	—	—	300	375	372	644	351
<b>TOTAL FOREIGN COUNTRIES</b>	—	—	—	—	—	3,62,07,227	2,31,29,094	2,30,94,713	1,60,07,951	92,94,203
Share of Bengal . . . . .	—	—	—	—	—	3,36,04,933	2,39,39,110	2,31,15,904	1,73,25,669	32,39,321
" Bombay . . . . .	—	—	—	—	—	3,72,59,075	4,68,54,731	2,92,33,932	1,84,37,143	60,95,190
" Sind . . . . .	—	—	—	—	—	3,98,56,734	2,60,53,366	2,69,13,727	4,16,59,479	2,13,90,537
" Madras . . . . .	—	—	—	—	—	30,94,166	27,33,413	26,02,151	23,14,594	33,34,636

GENERAL EXPORTS

( 1046 . )

(GOVERNMENT STORES)

INDIAN MERCHANDISE

No. 17

QUANTITY and VALUE of EXPORTS of GOVERNMENT STORES (INDIAN MERCHANDISE) from BRITISH INDIA in each official year from 1927-28 to 1931-32.

ARTICLES, AND COUNTRIES OF FINAL DESTINATION; ALSO SHARE OF EACH PROVINCE	QUANTITY					VALUE				
	1927-28	1928-29	1929-30	1930-31	1931-32	1927-28	1928-29	1929-30	1930-31	1931-32
<b>GOVERNMENT STORES;</b>						R	R	R	R	R
<b>Apparel (including Drapery, Uniforms, Accoutrements, but excluding Hosiery)—</b>										
United Kingdom . . . . .	—	—	—	—	—	1,478	7,988	—	12,182	70
Aden and Dependencies . . . . .	—	—	—	—	—	218	..	325	1,981	..
Straits Settlements (including Labuan) . . . . .	—	—	—	—	—	11,975	7,592	15,569	11,972	17,762
Federated Malay States . . . . .	—	—	—	—	—	..	..	..	..	32
Hongkong . . . . .	—	—	—	—	—	4,104	7,950	7,609	9,014	7,013
<b>TOTAL BRITISH EMPIRE</b>	—	—	—	—	—	17,775	23,530	23,503	35,099	24,877
Iraq . . . . .	—	—	—	—	—	..	..	1,919	1,919	4,660
Egypt . . . . .	—	—	—	—	—	..	..	895	30,155	890
Other Foreign Countries . . . . .	—	—	—	—	—	347	585	55	270	..
<b>TOTAL FOREIGN COUNTRIES</b>	—	—	—	—	—	347	585	2,869	32,044	5,556
Share of Bengal . . . . .	—	—	—	—	—	4,104	8,167	5,470	478	517
" Bombay . . . . .	—	—	—	—	—	1,096	8,673	3,139	45,827	5,556
" Sind . . . . .	—	—	—	—	—	..	..	55	276	..
" Madras . . . . .	—	—	—	—	—	11,975	7,376	95	60	32
" Burma . . . . .	—	—	—	—	—	347	..	17,013	20,508	24,328
<b>TOTAL</b>	—	—	—	—	—	18,122	24,115	20,372	67,148	30,433
<b>Arms, Ammunition and Military Stores —</b>										
United Kingdom . . . . .	—	—	—	—	—	..	..	..	..	3,500
Ceylon . . . . .	—	—	—	—	—	1,758	..	..	..	..
Straits Settlements (including Labuan) . . . . .	—	—	—	—	—	..	1,174	3,353	7,481	8,191
Hongkong . . . . .	—	—	—	—	—	4,488	857	787	1,396	280
Other British Possessions . . . . .	—	—	—	—	—	435	..	120	..	..
<b>TOTAL BRITISH EMPIRE</b>	—	—	—	—	—	6,216	2,031	4,260	8,877	11,971
China (exclusive of Hongkong and Macao) . . . . .	—	—	—	—	—	..	..	..	1,346	..
Share of Bengal . . . . .	—	—	—	—	—	4,028	2,031	997	2,742	2,780
" Bombay . . . . .	—	—	—	—	—	435	..	..	..	..
" Madras . . . . .	—	—	—	—	—	..	..	..	..	1,006
" Burma . . . . .	—	—	—	—	—	1,753	..	3,268	7,481	8,191
<b>TOTAL</b>	—	—	—	—	—	6,216	2,031	4,260	10,228	11,971
<b>Books, printed, and printed matter (not being stationery), including Maps and Charts—</b>										
United Kingdom . . . . .	—	—	—	—	—	35,875	40,823	55,670	60,604	74,182
Other British Possessions . . . . .	—	—	—	—	—	2,109	1,001	871	67	299
<b>TOTAL BRITISH EMPIRE</b>	—	—	—	—	—	37,984	47,824	56,541	60,671	74,481
Germany . . . . .	—	—	—	—	—	..	2,700	185	200	..
Iraq . . . . .	—	—	—	—	—	2,700	190	..	1,500	25
United States of America—										
Via Atlantic Coast . . . . .	—	—	—	—	—	875	1,078	..	50	4,800
" Pacific " . . . . .	—	—	—	—	—	..	30	..	271	..
Other Foreign Countries . . . . .	—	—	—	—	—	1,072	1,488	887	661	804
<b>TOTAL FOREIGN COUNTRIES</b>	—	—	—	—	—	4,647	5,481	1,022	2,682	5,138

## GENERAL EXPORTS

(GOVERNMENT STORES)

INDIAN MERCHANDISE

No. 17—*continued*

ARTICLES, AND COUNTRIES OF FINAL DESTINATION; ALSO SHARE OF EACH PROVINCE	QUANTITY					VALUE				
	1927-28	1928-29	1929-30	1930-31	1931-32	1927-28	1928-29	1929-30	1930-31	1931-32
<b>GOVERNMENT STORES—</b> <i>continued</i>						R	R	R	R	R
<b>BOOKS, PRINTED, AND PRINTED MATTER, (NOT BEING STATIONERY)—</b> <i>contd.</i>										
Share of Bengal . . . . .	—	—	—	—	—	29,404	41,771	32,609	39,813	57,302
" Bombay . . . . .	—	—	—	—	—	6,108	5,285	15,259	16,029	10,556
" Sind . . . . .	—	—	—	—	—	..	..	475	..	240
" Madras . . . . .	—	—	—	—	—	6,919	6,062	9,320	7,511	10,490
" Burma . . . . .	—	—	—	—	—	..	137	..	..	531
<b>TOTAL</b> . . . . .	—	—	—	—	—	42,481	53,255	57,563	63,353	79,619
<b>Boots and Shoes—</b>	Pairs	Pairs	Pairs	Pairs	Pairs					
Straits Settlements (including Labuan) . . . . .	600	450	200	78	204	2,734	2,950	2,325	937	2,540
Hongkong . . . . .	4,275	300	400	..	30	8,547	1,356	1,275	..	340
Other British Possessions . . . . .	100	44	..	..	3	338	877	..	..	20
<b>TOTAL BRITISH EMPIRE</b>	4,975	794	600	78	237	11,619	5,183	3,600	937	2,900
China (exclusive of Hong kong and Macao) . . . . .	770	..	..	..	..	1,536	..	..	..	..
Share of Bengal . . . . .	5,645	750	400	..	..	12,817	4,306	1,275	..	..
" Bombay . . . . .	100	44	..	..	..	338	877	..	..	..
" Burma . . . . .	..	..	200	78	237	..	..	2,325	937	2,900
<b>TOTAL</b>	5,745	794	600	78	237	13,155	5,183	3,600	937	2,900
<b>Building and Engineering Materials, other than of iron, steel, or wood—</b>										
<b>TOTAL BRITISH EMPIRE</b> . . . . .	—	—	—	—	—	..	..	5	..	..
<b>TOTAL FOREIGN COUNTRIES</b> . . . . .	—	—	—	—	—	..	..	60	..	..
Share of Sind . . . . .	—	—	—	—	—	..	..	60	..	..
" Burma . . . . .	—	—	—	—	—	..	..	5	..	..
<b>TOTAL</b> . . . . .	—	—	—	—	—	..	..	65	..	..
<b>Coal and Coke . . . . .</b>	Tons	Tons	Tons	Tons	Tons	..	..	..	..	..
<b>Drugs, Medicines and Narcotics—</b>										
United Kingdom . . . . .	—	—	—	—	—	1,332	31,982	1,100	..	331
Other British Possessions . . . . .	—	—	—	—	—	525	1,175	154	250	..
<b>TOTAL BRITISH EMPIRE</b> . . . . .	—	—	—	—	—	2,357	33,157	1,254	250	331
Iraq . . . . .	—	—	—	—	—	1,000	..	..	..	..
Persia . . . . .	—	—	—	—	—	1,950	..	..	255	..
Other Foreign Countries . . . . .	—	—	—	—	—	500	531	..	..	50
<b>TOTAL FOREIGN COUNTRIES</b>	—	—	—	—	—	3,450	531	..	255	50
Share of Bengal . . . . .	—	—	—	—	—	2,247	29,292	800	..	..
" Bombay . . . . .	—	—	—	—	—	2,950	1,406	450	255	..
" Madras . . . . .	—	—	—	—	—	610	2,390	..	250	331
" Burma . . . . .	—	—	—	—	—	..	600	4	..	50
<b>TOTAL</b> . . . . .	—	—	—	—	—	5,807	33,688	1,254	505	411
<b>Grain, Pulse and Flour—</b>										

GENERAL EXPORTS

( 1048 )

(GOVERNMENT STORES)

INDIAN MERCHANDISE

No. 17—continued

ARTICLES, AND COUNTRIES OF FINAL DESTINATION; ALSO SHARE OF EACH PROVINCE	QUANTITY					VALUE				
	1927-28	1928-29	1929-30	1930-31	1931-32	1927-28	1928-29	1929-30	1930-31	1931-32
<b>GOVERNMENT STORES— continued</b>						R	R	R	R	R
<b>Grain pulse and flour —continued</b>										
<i>Barley—continued</i>	Tons	Tons	Tons	Tons	Tons					
China (exclusive of Hong- kong and Macao) . . .	58	..	..	..	..	9,094	..	..	..	..
Share of Bengal . . .	58	..	..	..	..	9,094	..	..	..	..
“ Sind . . .	342	14	39	..	..	48,487	1,664	5,090	..	..
<b>TOTAL . . .</b>	<b>399</b>	<b>14</b>	<b>39</b>	<b>..</b>	<b>..</b>	<b>51,581</b>	<b>1,664</b>	<b>5,090</b>	<b>..</b>	<b>..</b>
<b>Gram—</b>	Tons	Tons	Tons	Tons	Tons					
Aden and Dependencies . .	275	9	50	37	..	35,913	1,234	7,416	5,654	..
China (exclusive of Hongkong and Macao) . . .	58	..	..	..	..	8,444	..	..	..	..
Share of Bengal . . .	58	..	..	..	..	8,444	..	..	..	..
“ Sind . . .	275	9	50	37	..	35,913	1,234	7,416	5,654	..
<b>TOTAL . . .</b>	<b>333</b>	<b>9</b>	<b>50</b>	<b>37</b>	<b>..</b>	<b>44,357</b>	<b>1,234</b>	<b>7,416</b>	<b>5,654</b>	<b>..</b>
<b>Rice, not in the husk—</b>	Tons	Tons	Tons	Tons	Tons					
Aden and Dependencies . .	19	15	2	20	..	4,092	3,165	230	2,360	..
Iraq . . .	198	155	97	14	25	48,202	31,678	18,656	1,687	1,716
China (exclusive of Hongkong and Macao) . . .	10	..	..	..	..	2,464	..	..	..	..
Other Foreign Countries . .	8	2	..	..	..	688	362	..	68	..
<b>TOTAL FOREIGN COUNTRIES</b>	<b>211</b>	<b>157</b>	<b>97</b>	<b>14</b>	<b>25</b>	<b>46,804</b>	<b>32,040</b>	<b>18,656</b>	<b>1,755</b>	<b>1,716</b>
Share of Bengal . . .	10	..	..	..	..	3,469	..	..	..	..
“ Bombay . . .	217	170	91	6	..	47,294	34,843	17,644	720	..
“ Sind . . .	3	2	..	..	..	633	362	..	68	..
“ Burma . . .	..	..	8	28	25	..	..	1,342	3,327	1,716
<b>TOTAL . . .</b>	<b>230</b>	<b>172</b>	<b>99</b>	<b>34</b>	<b>25</b>	<b>50,396</b>	<b>35,205</b>	<b>18,886</b>	<b>4,115</b>	<b>1,716</b>
<b>Wheat—</b>	Tons	Tons	Tons	Tons	Tons					
United Kingdom . . .	..	..	..	..	..	10	..	..	..	..
Aden and Dependencies . .	393	..	..	..	..	60,601	..	..	..	..
<b>TOTAL BRITISH EMPIRE</b>	<b>393</b>	<b>..</b>	<b>..</b>	<b>..</b>	<b>..</b>	<b>60,601</b>	<b>..</b>	<b>..</b>	<b>..</b>	<b>..</b>
<b>TOTAL FOREIGN COUNTRIES</b>	<b>..</b>	<b>..</b>	<b>..</b>	<b>4</b>	<b>..</b>	<b>..</b>	<b>..</b>	<b>..</b>	<b>388</b>	<b>79</b>
Share of Sind . . .	393	..	..	..	..	60,601	..	..	30	79
“ Burma . . .	..	..	..	4	..	..	..	..	358	..
<b>TOTAL . . .</b>	<b>393</b>	<b>..</b>	<b>..</b>	<b>4</b>	<b>..</b>	<b>60,601</b>	<b>..</b>	<b>..</b>	<b>388</b>	<b>79</b>
<b>Wheat flour—</b>	Tons	Tons	Tons	Tons	Tons					
Aden and Dependencies . .	212	54	..	..	..	45,078	10,455	..	..	..



No. 17—continued

ARTICLES, AND COUNTRIES OF FINAL DESTINATION; ALSO SHARE OF EACH PROVINCE	QUANTITY					VALUE				
	1927-28	1928-29	1929-30	1930-31	1931-32	1927-28	1928-29	1929-30	1930-31	1931-32
<b>GOVERNMENT STORES— continued</b>						R	R	R	R	R
<b>Grain, pulse and flour —continued</b>										
<i>Wheat flour—continued</i>	Tons	Tons	Tons	Tons	Tons					
Iraq . . . . .	381	222	288	217	254	74,015	42,301	57,841	38,248	29,608
China (exclusive of Hongkong and Macao) . . . . .	80	..	..	..	..	17,920	..	..	..	..
Other Foreign Countries . . . . .	..	1	..	..	..	481	364	18	..	..
<b>TOTAL FOREIGN COUNTRIES</b>	<b>461</b>	<b>223</b>	<b>288</b>	<b>217</b>	<b>254</b>	<b>92,366</b>	<b>42,665</b>	<b>57,859</b>	<b>38,248</b>	<b>29,608</b>
<i>Share of Bengal</i> . . . . .	80	..	..	..	..	17,920	..	..	..	..
" <i>Bombay</i> . . . . .	..	..	..	..	254	..	..	..	..	29,608
" <i>Sind</i> . . . . .	593	277	288	217	..	1,19,519	63,120	57,859	38,248	..
<b>TOTAL</b>	<b>678</b>	<b>277</b>	<b>288</b>	<b>217</b>	<b>254</b>	<b>1,37,439</b>	<b>58,120</b>	<b>57,859</b>	<b>38,248</b>	<b>29,608</b>
<b>Other sorts—</b>	Tons	Tons	Tons	Tons	Tons					
Aden and Dependencies . . . . .	49	..	6	3	..	9,909	..	1,245	1,066	..
Iraq . . . . .	67	9	..	..	..	13,375	1,480	..	..	..
China (exclusive of Hongkong and Macao) . . . . .	14	..	..	..	..	2,719	..	..	..	..
Other Foreign Countries . . . . .	..	..	..	..	..	11	..	..	..	..
<b>TOTAL FOREIGN COUNTRIES</b>	<b>81</b>	<b>9</b>	<b>..</b>	<b>..</b>	<b>..</b>	<b>16,105</b>	<b>1,480</b>	<b>..</b>	<b>..</b>	<b>..</b>
<i>Share of Bengal</i> . . . . .	14	..	..	..	..	2,719	..	..	..	..
" <i>Sind</i> . . . . .	116	9	6	3	..	23,295	1,480	1,245	1,066	..
<b>TOTAL</b>	<b>130</b>	<b>9</b>	<b>6</b>	<b>3</b>	<b>..</b>	<b>26,014</b>	<b>1,480</b>	<b>1,245</b>	<b>1,066</b>	<b>..</b>
<b>Hardware and Cutlery, in- cluding Agricultural Imple- ments and Plated Ware—</b>										
United Kingdom . . . . .	—	—	—	—	—	..	5,085	11,329	7,232	10,447
Aden and Dependencies . . . . .	..	..	..	..	..	486	..	..	4,109	..
Straits Settlements (including Labuan) . . . . .	—	—	—	—	—	106	..	3,379	2,908	5,011
Hongkong . . . . .	—	—	—	—	—	922	129	3,106	2,432	950
Other British Possessions . . . . .	—	—	—	—	—	25	..	..	200	170
<b>TOTAL BRITISH EMPIRE</b>	<b>—</b>	<b>—</b>	<b>—</b>	<b>—</b>	<b>—</b>	<b>1,489</b>	<b>5,164</b>	<b>17,814</b>	<b>16,831</b>	<b>14,582</b>
Iraq . . . . .	—	—	—	—	—	6,785	9	..	..	5,135
Other Foreign Countries . . . . .	—	—	—	—	—	176	..	655	20	..
<b>TOTAL FOREIGN COUNTRIES</b>	<b>—</b>	<b>—</b>	<b>—</b>	<b>—</b>	<b>—</b>	<b>6,911</b>	<b>9</b>	<b>655</b>	<b>20</b>	<b>5,135</b>
<i>Share of Bengal</i> . . . . .	—	—	—	—	—	1,095	1,464	5,083	2,432	980
" <i>Bombay</i> . . . . .	—	—	—	—	—	7,191	3,709	8,993	10,741	11,127
" <i>Sind</i> . . . . .	—	—	—	—	—	5	..	..	20	..
" <i>Madras</i> . . . . .	—	—	—	—	—	..	..	..	800	4,565
" <i>Burma</i> . . . . .	—	—	—	—	—	108	..	4,393	2,908	3,045

GENERAL EXPORTS

( 1050 )

(GOVERNMENT STORES)  
INDIAN MERCHANDISE

No. 17—continued

ARTICLES, AND COUNTRIES OF FINAL DESTINATION; ALSO SHARE OF EACH PROVINCE	QUANTITY					VALUE				
	1927-28	1928-29	1929-30	1930-31	1931-32	1927-28	1928-29	1929-30	1930-31	1931-32
						R	R	R	R	R
<b>GOVERNMENT STORES—</b> <i>continued</i>										
<b>Instruments, Apparatus, and Appliances and parts thereof—</b>										
United Kingdom . . . . .	—	—	—	—	—	1,030	3,217	2,423	3,301	3,761
Aden and Dependencies . . . . .	—	—	—	—	—	362	400	4,313	55	9,003
Straits Settlements (including Labuan) . . . . .	—	—	—	—	—	..	2,573	1,500	1,314	1,623
Other British Possessions . . . . .	—	—	—	—	—	..	364	1,160	106	633
<b>TOTAL BRITISH EMPIRE</b>	—	—	—	—	—	1,392	7,054	9,401	5,276	15,025
Native States in Arabia other than Maskat Terri- tory and Trucial Oman . . . . .	—	—	—	—	—	..	..	2,500	375	3,193
Persia . . . . .	—	—	—	—	—	..	..	1,035	980	530
Other Foreign Countries . . . . .	—	—	—	—	—	735	596	1,050	150	205
<b>TOTAL FOREIGN COUNTRIES</b>	—	—	—	—	—	735	596	4,585	1,505	4,043
Share of Bengal . . . . .	—	—	—	—	—	..	2,051	335	3,050	333
" Bombay . . . . .	—	—	—	—	—	1,059	3,643	11,651	1,632	16,503
" Madras . . . . .	—	—	—	—	—	1,063	..	..	335	..
" Burma . . . . .	—	—	—	—	—	..	1,957	1,500	1,314	1,623
<b>TOTAL</b>	—	—	—	—	—	2,127	7,650	13,986	6,781	19,068
<b>Leather—</b>										
	Cwts.	Cwts.	Cwts.	Cwts.	Cwts.					
<b>Unwrought—</b>										
<b>TOTAL BRITISH EMPIRE</b>	..	1	..	..	..	59	31	..	..	37
<b>TOTAL FOREIGN COUNTRIES</b>	..	..	..	..	..	21	..	..	..	..
Share of Bengal . . . . .	..	1	..	..	..	..	31	..	..	37
" Burma . . . . .	..	..	..	..	..	30	..	..	..	..
<b>TOTAL</b>	..	1	..	..	..	80	31	..	..	37
<b>Manufactures—</b>										
Straits Settlements (including Labuan) . . . . .	—	—	—	—	—	..	1,549	136	55	..
Other British Possessions . . . . .	—	—	—	—	—	354	54	25	..	53
<b>TOTAL BRITISH EMPIRE</b>	—	—	—	—	—	354	1,603	161	55	53
China (exclusive of Hong- kong and Macao) . . . . .	—	—	—	—	—	9,539	..	..	..	..
Share of Bengal . . . . .	—	—	—	—	—	9,329	54	35	..	..
" Burma . . . . .	—	—	—	—	—	64	1,549	136	55	53
<b>TOTAL</b>	—	—	—	—	—	9,393	1,603	161	55	53
<b>Liquors—</b>										
<b>Ale, Beer and Porter</b>	Gals.	Gals.	Gals.	Gals.	Gals.	..	..	..	..	..
<b>Spirit—</b>										
<b>TOTAL BRITISH EMPIRE</b>	8	..	..	..	..	14	..	..	..	..
Share of Bombay . . . . .	8	..	..	..	..	14	..	..	..	..
<b>Metals and Ores—</b>										
	Cwts.	Cwts.	Cwts.	Cwts.	Cwts.					
Brass, Bronze and similar alloys and manufactures thereof—										
<b>TOTAL BRITISH EMPIRE</b>	4	..	..	..	..	384	..	..	..	..
Share of Bengal . . . . .	2	..	..	..	..	200	..	..	..	..
" Burma . . . . .	2	..	..	..	..	184	..	..	..	..
<b>TOTAL</b>	4	..	..	..	..	384	..	..	..	..
<b>Copper—</b>										
Unwrought . . . . .	..	..	..	..	..	..	..	..	..	..
Wrought . . . . .	..	..	..	..	..	..	..	..	..	..
<b>Iron or Steel—</b>										
<b>TOTAL BRITISH EMPIRE</b>	Tons	Tons	Tons	Tons	Tons	..	15	882	60	200
<b>TOTAL FOREIGN COUNTRIES</b>	..	..	..	..	..	..	..	275	..	..
Share of Bengal . . . . .	..	..	..	..	..	..	15	..	..	200
" Bombay . . . . .	..	..	1	..	..	..	..	275	..	..
" Burma . . . . .	..	..	..	..	..	..	..	882	60	..
<b>TOTAL</b>	..	..	1	..	..	..	15	1,157	60	200

## GENERAL EXPORTS

(GOVERNMENT STORES

INDIAN MERCHANDISE

No. 17—continued

ARTICLES, AND COUNTRIES OF FINAL DESTINATION; ALSO SHARE OF EACH PROVINCE	QUANTITY					VALUE				
	1927-28	1928-29	1929-30	1930-31	1931-32	1927-28	1928-29	1929-30	1930-31	1931-32
<b>GOVERNMENT STORES— continued Metals and Ores—contd. Metals and Ores, unenumerated—</b>										
<b>TOTAL BRITISH EMPIRE</b>	1	..	..	..	..	30	14	..	..	..
Iraq	..	..	18	..	..	..	..	2,500	..	..
United States of America— Yid Atlantic Coast	..	1,206	..	..	..	..	1,48,750	..	..	..
<b>TOTAL FOREIGN COUNTRIES</b>	..	1,206	18	..	..	..	1,48,750	2,500	..	..
Share of Bengal	..	1,206	..	..	..	..	1,48,750	..	..	..
" Bombay	1	..	18	..	..	30	..	2,500	..	..
<b>TOTAL</b>	1	1,206	18	..	..	30	1,48,750	2,500	..	..
<b>Total of Metals and Ores</b>	Tons	Tons	Tons	Tons	Tons					
	..	60	2	..	..	414	1,48,773	3,657	..	200
<b>Opium—</b>										
British Empire—										
Shipped to the United Kingdom	543=775	420=598	405=575	70=100	1=1	14,00,598	9,88,498	10,10,092	1,91,698	1,714
Shipped direct to the Governments of Hongkong, the Straits Settlements, and other East Indian Governments—										
To Ceylon	20=25	1=27	27=34	24=30	20=25	80,000	84,000	1,08,000	96,000	80,000
" Straits Settlements (including Labuan)	2,217=2,768	1,084=2,458	1,704=2,180	1,460=1,823	1,207=1,500	88,68,000	78,56,000	68,16,000	58,40,000	48,28,000
" Hongkong	223=279	190=236	165=204	141=177	116=144	8,02,000	7,60,000	6,60,000	5,64,000	4,84,000
" Br. Borneo	94=118	84=103	70=88	45=54	66=82	3,67,000	3,38,000	2,80,000	1,50,000	2,64,000
<b>TOTAL BRITISH EMPIRE.</b>	3,097=3,905	2,679=3,422	2,871=3,031	1,740=2,184	1,410=1,758	1,16,16,598	1,00,24,493	88,74,092	68,71,693	56,37,714
Share of Bengal	3,097=3,905	2,679=3,422	2,871=3,031	1,740=2,184	1,409=1,757	1,16,16,598	1,00,24,493	88,74,092	68,71,693	56,36,000
" Bombay	..	..	..	..	1=1	..	..	..	..	1,714
<b>TOTAL</b>	3,097=3,905	2,679=3,422	2,871=3,031	1,710=2,184	1,710=1,758	1,16,16,598	1,00,24,493	88,74,092	68,71,693	56,37,714
<b>Stationery (excluding paper)—</b>										
United Kingdom	—	—	—	—	—	..	..	4,150	6,821	391
Aden and Dependencies	—	—	—	—	—	6,861	2,451	2,709	3,777	2,582
Hongkong	—	—	—	—	—	416	276	5,840	877	2,516
Other British Possessions	—	—	—	—	—	1,197	1,517	1,016	749	1,406
<b>TOTAL BRITISH EMPIRE</b>	—	—	—	—	—	7,914	4,243	13,515	12,224	7,285
Iraq	—	—	—	—	—	1,077	570	587	1,876	1,298
Persia	—	—	—	—	—	2,900	929	1,731	908	851
Other Foreign Countries	—	—	—	—	—	1,264	852	161	509	844
<b>TOTAL FOREIGN COUNTRIES</b>	—	—	—	—	—	5,241	1,857	2,459	3,293	2,493
Share of Bengal	—	—	—	—	—	11,057	4,329	11,199	11,810	7,073
" Bombay	—	—	—	—	—	1,728	659	1,328	3,514	1,987
" Sind	—	—	—	—	—	380	326	480	193	75
" Madras	—	—	—	—	—	12	..	..	..	..
" Burma	—	—	—	—	—	..	787	3,027	..	643
<b>TOTAL</b>	—	—	—	—	—	18,155	6,100	15,974	15,517	9,778

GENERAL EXPORTS

( 1052 )

(GOVERNMENT STORES)  
INDIAN MERCHANDISE

No. 17—continued

ARTICLES AND COUNTRIES OF FINAL DESTINATION; ALSO SHARE OF EACH PROVINCE	QUANTITY					VALUE				
	1927-28	1928-29	1929-30	1930-31	1931-32	1927-28	1928-29	1929-30	1930-31	1931-32
						₹	₹	₹	₹	₹
<b>GOVERNMENT STORES—</b> <i>continued</i>										
<b>Textiles—</b>										
<b>Cotton manufactures—</b>										
United Kingdom . . .	—	—	—	—	—	2,274	40,083	68,256	1,13,802	72,801
Malta and Gozo . . .	—	—	—	—	—	..	..	..	1,878	..
Straits Settlements (in- cluding Labuan)	—	—	—	—	—	..	..	5,755	1,610	1,308
Hongkong . . .	—	—	—	—	—	365	1,823	852	18,280	4,992
South Australia (includ- ing Northern territory)	—	—	—	—	—	..	..	..	..	1,215
Austrian Common- wealth (Total)	—	—	—	—	—	..	..	..	..	1,215
New Zealand (includ- ing Nauru and Br. Samos)	—	—	—	—	—	..	..	4,800	4,180	3,541
Fiji Islands . . .	—	—	—	—	—	..	..	..	1,278	..
Other British Possessions	—	—	—	—	—	150	968	..	585	285
<b>TOTAL BRITISH EMPIRE</b>	—	—	—	—	—	2,739	42,870	79,826	1,41,008	84,142
Netherlands . . .	—	—	—	—	—	..	5,386	1,297	907	..
China (exclusive of Hongkong and Macao)	—	—	—	—	—	..	..	..	24,826	15,894
Other Foreign Countries .	—	—	—	—	—	720	..	..	1,718	807
<b>TOTAL FOREIGN COUNTRIES</b>	—	—	—	—	—	720	5,386	1,297	27,451	16,701
Share of Bengal . . .	—	—	—	—	—	3,359	47,760	75,265	1,63,221	93,329
" Bombay . . .	—	—	—	—	—	..	..	..	3,568	654
" Sind . . .	—	—	—	—	—	..	..	103	..	10
" Burma . . .	—	—	—	—	—	150	505	5,755	1,610	1,850
<b>TOTAL</b>	—	—	—	—	—	3,509	48,265	81,123	1,68,459	1,00,843
<b>Flax, manufactures—</b>										
<b>TOTAL BRITISH EMPIRE</b>	—	—	—	—	—	52	97	36	267	1,120
China (exclusive of Hong- kong and Macao)	—	—	—	—	—	8,968	..	..	..	..
Share of Bengal . . .	—	—	—	—	—	9,020	97	16	162	..
" Madras . . .	—	—	—	—	—	..	..	20	..	..
" Burma . . .	—	—	—	—	—	..	..	..	105	1,120
<b>TOTAL</b>	—	—	—	—	—	9,020	97	36	267	1,120
<b>Wool—</b>										
<b>Manufactures—</b>										
United Kingdom . . .	—	—	—	—	—	3,500	3,500	84	146	..
Other British Possessions	—	—	—	—	—	..	..	477	668	1,559
<b>TOTAL BRITISH EMPIRE</b>	—	—	—	—	—	3,500	3,500	561	814	1,559
<b>TOTAL FOREIGN COUNTRIES</b>	—	—	—	—	—	1,675	..	..	..	..
Share of Bengal . . .	—	—	—	—	—	4,275	3,500	84	146	..
" Bombay . . .	—	—	—	—	—	..	..	..	368	683
" Sind . . .	—	—	—	—	—	900	..	..	..	..
" Burma . . .	—	—	—	—	—	..	..	477	300	876
<b>TOTAL</b>	—	—	—	—	—	5,175	3,500	561	814	1,559

(GOVERNMENT STORES)

INDIAN MERCHANDISE

No. 17—continued

ARTICLES, AND COUNTRIES OF FINAL DESTINATION; ALSO SHARE OF EACH PROVINCE	QUANTITY					VALUE				
	1927-28	1928-29	1929-30	1930-31	1931-32	1927-28	1928-29	1929-30	1930-31	1931-32
						R	R	R	R	R
<b>GOVERNMENT STORES—</b> <i>continued</i>										
Vehicles excluding Locomotives, etc., for Railways—										
TOTAL BRITISH EMPIRE . . . . .	—	—	—	—	—	..	..	391	..	4,300
Share of Bengal . . . . .	—	—	—	—	—	..	..	..	..	4,300
"    Birma . . . . .	—	—	—	—	—	..	..	391	..	..
TOTAL . . . . .	—	—	—	—	—	..	..	391	..	4,300
<b>All other articles—</b>										
<i>Unmanufactured—</i>										
United Kingdom . . . . .	—	—	—	—	—	2,392	9,341	1,71,843	2,64,633	5,204
Aden and Dependencies . . . . .	—	—	—	—	—	19,232	1,447	..	..	..
Straits Settlements (including Labuan) . . . . .	—	—	—	—	—	5,600	608	32	..	..
Hongkong . . . . .	—	—	—	—	—	14,546	1,213	240	666	..
Canada— <i>Via Atlantic Coast</i> . . . . .	—	—	—	—	—	..	2,316	..	..	..
Other British Possessions . . . . .	—	—	—	—	—	742	335	1,232	951	713
TOTAL BRITISH EMPIRE . . . . .	—	—	—	—	—	42,512	15,760	1,73,397	2,66,800	5,922
Germany . . . . .	—	—	—	—	—	..	..	51	9,570	5
Netherlands . . . . .	—	—	—	—	—	..	..	..	1,400	..
Belgium . . . . .	—	—	—	—	—	..	..	5,517	5,304	221
Iraq . . . . .	—	—	—	—	—	1,145	7,447	..	10,741	81
China (exclusive of Hongkong and Macáo) . . . . .	—	—	—	—	—	37,278	125	30	..	..
Other Foreign Countries . . . . .	—	—	—	—	—	490	292	621	472	301
TOTAL FOREIGN COUNTRIES . . . . .	—	—	—	—	—	38,363	7,864	6,219	27,437	616
Share of Bengal . . . . .	—	—	—	—	—	56,523	18,934	7,531	31,320	5,350
"    Bombay . . . . .	—	—	—	—	—	1,145	2,177	11,433	77,336	12
"    Sind . . . . .	—	—	—	—	—	18,061	1,363	23	306	33
"    Madras . . . . .	—	—	—	—	—	20	43	659	261	677
"    Birma . . . . .	—	—	—	—	—	5,516	612	1,59,931	1,94,164	416
TOTAL INDIA . . . . .	—	—	—	—	—	81,365	23,624	1,79,616	2,93,787	6,538

# GENERAL EXPORTS

( 1054 )

(GOVERNMENT STORES)  
INDIAN MERCHANDISE

No. 17—continued

ARTICLES, AND COUNTRIES OF FINAL DESTINATION; ALSO SHARE OF EACH PROVINCE	QUANTITY					VALUE				
	1927-28	1928-29	1929-30	1930-31	1931-32	1927-28	1928-29	1929-30	1930-31	1931-32
<b>GOVERNMENT STORES— continued</b>						R	R	R	R	R
<b>All other articles—continued</b>										
<b>Manufactured—</b>										
United Kingdom . . . . .	—	—	—	—	—	74,772	1,661	24,140	7,569	15,738
Malta and Gozo . . . . .	—	—	—	—	—	..	..	1,059	..	..
Palestine . . . . .	—	—	—	—	—	1,237	..	..	2,062	..
Aden and Dependencies . . . . .	—	—	—	—	—	1,20,118	42,628	..	9,003	3,570
Bahrain Islands . . . . .	—	—	—	—	—	676	576	400	512	933
Ceylon . . . . .	—	—	—	—	—	9,384	550	..	..	..
Straits Settlements (including Labuan) . . . . .	—	—	—	—	—	7,248	30,805	17,632	4,066	1,327
Federated Malay States . . . . .	—	—	—	—	—	..	2,900	..	..	..
Hongkong . . . . .	—	—	—	—	—	1,62,156	33,201	6,527	13,848	15,249
Anglo Egyptian Sudan . . . . .	—	—	—	—	—	..	..	..	..	1,629
Other British Possessions . . . . .	—	—	—	—	—	639	364	..	323	265
<b>TOTAL BRITISH EMPIRE</b>	—	—	—	—	—	<b>3,76,230</b>	<b>1,01,684</b>	<b>49,808</b>	<b>84,383</b>	<b>38,651</b>
Belgium . . . . .	—	—	—	—	—	..	..	..	5,776	16,982
Native States in Arabia (other than Maskat Territory and Trucial Oman) . . . . .	—	—	—	—	—	..	..	8,331	3,902	..
Iraq . . . . .	—	—	—	—	—	65,644	33,462	39,654	16,266	30,581
Persia . . . . .	—	—	—	—	—	2,936	1,507	1,350	30,627	861
Henjam Island . . . . .	—	—	—	—	—	717	321	722	5,000	..
China (exclusive of Hong- kong and Macao) . . . . .	—	—	—	—	—	31,604	4,057	68	..	7,780
Egypt . . . . .	—	—	—	—	—	1,132	10,690	5,170	..	..
United States of America— Via Atlantic Coast . . . . .	..	..	..	..	..	..	..	..	..	1,308
Other Foreign Countries	—	—	—	—	—	1,947	913	10	1,105	365
<b>TOTAL FOREIGN COUNTRIES</b>	—	—	—	—	—	<b>1,04,080</b>	<b>51,450</b>	<b>55,334</b>	<b>62,676</b>	<b>56,377</b>
<b>Shares of Bengal</b>	—	—	—	—	—	<b>2,17,227</b>	<b>43,267</b>	<b>36,779</b>	<b>23,635</b>	<b>38,727</b>
"    Bengaly . . . . .	—	—	—	—	—	<b>2,37,388</b>	<b>77,395</b>	<b>67,614</b>	<b>60,813</b>	<b>57,109</b>
"    Sind . . . . .	—	—	—	—	—	<b>2,323</b>	<b>7,376</b>	<b>743</b>	<b>3,120</b>	<b>..</b>
"    Madras . . . . .	—	—	—	—	—	<b>1,324</b>	<b>10,343</b>	<b>152</b>	<b>1,795</b>	<b>20</b>
"    Burma . . . . .	—	—	—	—	—	<b>1,033</b>	<b>19,743</b>	<b>10,354</b>	<b>3,608</b>	<b>1,172</b>
<b>TOTAL</b>	—	—	—	—	—	<b>4,80,310</b>	<b>1,58,134</b>	<b>1,05,642</b>	<b>97,050</b>	<b>97,028</b>

No. 17—concluded

ARTICLES, AND COUNTRIES OF FINAL DESTINATION; ALSO SHARE OF EACH PROVINCE	QUANTITY					VALUE				
	1927-28	1928-29	1929-30	1930-31	1931-32	1927-28	1928-29	1929-30	1930-31	1931-32
						R	R	R	R	R
<b>GOVERNMENT STORES— concluded</b>										
<i>Grand Total value of Government stores—</i>										
United Kingdom . . . . .	—	—	—	—	—	15,50,196	11,88,986	13,49,307	6,68,195	1,86,481
Malta and Gozo . . . . .	—	—	—	—	—	..	..	1,959	1,878	..
Palestine . . . . .	—	—	—	—	—	1,237	..	..	2,062	..
Aden and Dependencies . . . . .	—	—	—	—	—	3,45,064	65,879	22,959	25,925	18,304
Bahrain Islands . . . . .	—	—	—	—	—	1,476	680	1,223	786	1,918
Ceylon . . . . .	—	—	—	—	—	91,556	84,657	1,08,075	99,450	80,730
Straits Settlements (including Labuan) . . . . .	—	—	—	—	—	88,96,794	79,04,674	68,64,331	58,71,788	48,66,322
Federated Malay States . . . . .	—	—	—	—	—	512	3,007	4	..	32
British Borneo . . . . .	—	—	—	—	—	3,76,000	3,36,000	2,80,000	1,80,000	2,64,000
Hongkong . . . . .	—	—	—	—	—	10,87,438	7,96,915	6,86,712	6,10,619	4,99,876
Anglo Egyptian Sudan . . . . .	—	—	—	—	—	..	..	..	..	1,629
Canada— Via Atlantic Coast . . . . .	—	—	—	—	—	..	2,318	..	..	..
Western Australia . . . . .	—	—	—	—	—	126	..	..	..	108
South Australia (including Northern Territory) . . . . .	—	—	—	—	—	126	..	..	300	1,275
Victoria . . . . .	—	—	—	—	—	1,114	279	808	70	..
New South Wales . . . . .	—	—	—	—	—	73	580	80	240	514
Queensland . . . . .	—	—	—	—	—	200	402	..	..	..
Australian Commonwealth (Total) . . . . .	—	—	—	—	—	1,639	1,211	888	610	1,897
New Zealand (including Kauri and Br. Samoa) . . . . .	—	—	—	—	—	474	850	5,220	4,741	3,541
Fiji Islands . . . . .	—	—	—	—	—	..	..	..	1,278	..
Other British Possessions . . . . .	—	—	—	—	—	262	605	150	53	456
<b>TOTAL BRITISH EMPIRE . . . . .</b>	—	—	—	—	—	1,23,53,543	1,08,34,780	93,23,028	74,63,875	59,25,180
Germany . . . . .	—	—	—	—	—	..	2,912	186	9,770	5
Netherlands . . . . .	—	—	—	—	—	795	5,866	1,297	2,807	52
Belgium . . . . .	—	—	—	—	—	..	..	6,172	11,080	17,207
Mascat Territory and Trucial Oman . . . . .	—	—	—	—	—	1,053	577	996	698	867
Other Native States in Arabia . . . . .	—	—	—	—	—	..	..	11,331	4,553	3,401
Iraq . . . . .	—	—	—	—	—	2,08,893	1,17,728	1,21,487	72,205	73,123
Persia . . . . .	—	—	—	—	—	8,870	2,661	4,171	33,415	2,589
Henjam Island . . . . .	—	—	—	—	—	1,933	1,594	1,236	5,285	..
China (exclusive of Hong- kong and Macao) . . . . .	—	—	—	—	—	1,32,429	4,774	118	26,172	23,921
Egypt . . . . .	—	—	—	—	—	1,187	11,221	6,174	31,193	975
United States of America— Via Atlantic Coast . . . . .	—	—	—	—	—	975	1,50,123	510	1,209	6,421
" Pacific " . . . . .	—	—	—	—	—	..	30	..	271	..
Other Foreign Countries . . . . .	—	—	—	—	—	2,001	1,158	612	902	752
<b>TOTAL FOREIGN COUNTRIES . . . . .</b>	—	—	—	—	—	8,59,036	2,98,644	1,54,290	1,99,150	1,29,512
Share of Bengal . . . . .	—	—	—	—	—	1,20,48,842	1,03,80,316	80,51,950	71,46,062	58,53,033
" Bombay . . . . .	—	—	—	—	—	3,27,574	1,39,066	1,30,386	2,20,353	1,05,900
" Sind . . . . .	—	—	—	—	—	3,04,697	61,924	73,488	47,875	30,095
" Madras . . . . .	—	—	—	—	—	21,928	26,223	10,346	10,912	17,145
" Burma . . . . .	—	—	—	—	—	9,338	25,595	2,11,348	2,37,323	48,519
<b>TOTAL . . . . .</b>	—	—	—	—	—	1,27,12,579	1,06,33,424	94,77,318	76,63,025	60,54,692

GENERAL EXPORTS

( 1056 )

(GOVERNMENT STORES)

FOREIGN MERCHANDISE

No. 18

QUANTITY and VALUE of EXPORTS of GOVERNMENT STORES (FOREIGN MERCHANDISE) from BRITISH INDIA in each official year from 1927-28 to 1931-32.

ARTICLES, AND COUNTRIES OF FINAL DESTINATION; ALSO SHARE OF EACH PROVINCE	QUANTITY					VALUE				
	1927-28	1928-29	1929-30	1930-31	1931-32	1927-28	1928-29	1929-30	1930-31	1931-32
<b>GOVERNMENT STORES</b>						R	R	R	R	R
<b>Apparel (including drapery, uniforms, accoutrements, but excluding hosierery)—</b>										
United Kingdom . . . . .	—	—	—	—	—	90,660	6,200	50,042	1,58,926	1,02,57
Aden and Dependencies . . . . .	—	—	—	—	—	7,690	..	1,817	..	..
Straits Settlements (including Labuan) . . . . .	—	—	—	—	—	7,260	2,900	1,104	1,815	22
Hongkong . . . . .	—	—	—	—	—	20,542	1,187	525	198	4
Other British Possessions . . . . .	—	—	—	—	—	..	..	177	588	..
<b>TOTAL BRITISH EMPIRE</b>	—	—	—	—	—	1,26,152	10,287	53,765	1,56,052	1,02,88
<b>Foreign Countries</b>										
Iraq . . . . .	—	—	—	—	—	6,082	300	4,488	..	2,681
China (exclusive of Hongkong and Macao) . . . . .	—	—	—	—	—	2,85,522	..	..	..	..
Egypt . . . . .	—	—	—	—	—	1,497	..	1,059	852	1,278
United States of America—Vid Atlantic Coast . . . . .	—	—	—	—	—	..	1,200	..	..	..
Other Foreign Countries . . . . .	—	—	—	—	—	560	..	608	..	..
<b>TOTAL FOREIGN COUNTRIES</b>	—	—	—	—	—	2,98,611	1,500	6,153	852	2,900
<b>Shares of Bengal, Bombay, Sind, Burma</b>										
Share of Bengal . . . . .	—	—	—	—	—	3,13,324	1,137	525	..	40
" Bombay . . . . .	—	—	—	—	—	1,06,345	7,400	55,384	1,48,534	1,06,526
" Sind . . . . .	—	—	—	—	—	94	300	2,905	8,370	181
" Burma . . . . .	—	—	—	—	—	..	2,900	1,104	..	..
<b>TOTAL</b>	—	—	—	—	—	4,19,768	11,737	59,918	1,56,904	1,06,747
<b>Arms, ammunition, and military stores—</b>										
<b>Firearms, and parts thereof—</b>										
United Kingdom . . . . .	—	—	—	—	—	1,862	68	9,207	1,111	12,650
Aden and Dependencies . . . . .	—	—	—	—	—	6,940	12,181	185	12,801	..
Bahrain Islands . . . . .	—	—	—	—	—	..	..	4,75,282	..	..
Ceylon . . . . .	—	—	—	—	—	..	..	..	4,60,087	..
Straits Settlements (including Labuan) . . . . .	—	—	—	—	—	178	4,872	..	..	..
Hongkong . . . . .	—	—	—	—	—	448	3,914	841	1,874	7,996
Other British Possessions . . . . .	—	—	—	—	—	140	300	..	..	..
<b>TOTAL BRITISH EMPIRE</b>	—	—	—	—	—	9,569	21,325	4,85,465	4,76,068	20,646
<b>Foreign Countries</b>										
Muscat Territory and Trucial Oman . . . . .	—	—	—	—	—	..	240	..	1,286	..
Other Native States in Arabia . . . . .	—	—	—	—	—	..	6,290	100	..	..
Iraq . . . . .	—	—	—	—	—	2,078	528	..	380	..
Persia . . . . .	—	—	—	—	—	..	300	..	184	..
Egypt . . . . .	—	—	—	—	—	..	6,161	..	..	..
<b>TOTAL FOREIGN COUNTRIES</b>	—	—	—	—	—	2,078	12,514	190	1,750	..
<b>Shares of Bengal, Bombay, Sind, Burma</b>										
Share of Bengal . . . . .	—	—	—	—	—	2,270	4,008	841	2,985	7,996
" Bombay . . . . .	—	—	—	—	—	9,024	19,223	4,84,624	4,74,828	12,000
" Sind . . . . .	—	—	—	—	—	..	6,830	190	..	..
" Burma . . . . .	—	—	—	—	—	317	4,778	..	..	650
<b>TOTAL</b>	—	—	—	—	—	11,047	38,839	4,85,655	4,77,818	20,646



No. 18—continued

ARTICLES, AND COUNTRIES OF FINAL DESTINATION; ALSO SHARE OF EACH PROVINCE	QUANTITY					VALUE				
	1927-28	1928-29	1929-30	1930-31	1931-32	1927-28	1928-29	1929-30	1930-31	1931-32
<b>GOVERNMENT STORES— continued</b>						R	R	R	R	R
<b>Arms, ammunition, and military stores—continued</b>										
<i>Other Sorts—</i>										
United Kingdom . . . . .	—	—	—	—	—	3,579	1,773	2,780	11,954	36,880
Aden and Dependencies . . . . .	—	—	—	—	—	1,47,632	3,280	3,062	2,573	2,664
Bahrain Islands . . . . .	—	—	—	—	—	6,334	..	1,270	..	1,682
Ceylon . . . . .	—	—	—	—	—	..	3,894	6,830	..	..
Straits Settlements (in- cluding Labuan) . . . . .	—	—	—	—	—	675	1,723	..	..	..
Hongkong . . . . .	—	—	—	—	—	144	747	4,160	45	..
Transvaal . . . . .	—	—	—	—	—	..	..	1,277	..	2,852
Zanzibar and Pemba . . . . .	—	—	—	—	—	..	..	..	8,000	..
Anglo-Egyptian Sudan . . . . .	—	—	—	—	—	8,800	..	..	..	..
Other British Possessions . . . . .	—	—	—	—	—	1,243	..	656	..	..
<b>TOTAL BRITISH EMPIRE</b>	—	—	—	—	—	<b>1,68,407</b>	<b>11,417</b>	<b>20,035</b>	<b>22,572</b>	<b>43,578</b>
<b>Maskat Territory and Trucial Oman . . . . .</b>	—	—	—	—	—	..	..	..	..	1,494
<b>Native States in Arabia other than Maskat Territory and Trucial Oman . . . . .</b>	—	—	—	—	—	..	9,622	13,382	..	..
<b>Iraq . . . . .</b>	—	—	—	—	—	41,457	336	3,354	4,440	1,880
<b>China (exclusive of Honkon and Macao) . . . . .</b>	—	—	—	—	—	1,890	..	..	..	..
<b>Other Foreign Countries . . . . .</b>	—	—	—	—	—	111	560	518	787	545
<b>TOTAL FOREIGN COUNTRIES</b>	—	—	—	—	—	<b>43,458</b>	<b>10,518</b>	<b>22,254</b>	<b>5,227</b>	<b>3,919</b>
<b>Share of Bengal . . . . .</b>	—	—	—	—	—	2,034	717	4,100	45	..
" <i>Bombay</i> . . . . .	—	—	—	—	—	2,06,949	6,800	13,445	16,906	36,650
" <i>Sind</i> . . . . .	—	—	—	—	—	2,156	12,665	19,744	11,848	10,817
" <i>Burma</i> . . . . .	—	—	—	—	—	726	1,723	..	..	..
<b>TOTAL</b>	—	—	—	—	—	<b>2,11,865</b>	<b>21,935</b>	<b>42,289</b>	<b>27,759</b>	<b>47,497</b>
<b>Building and engineering materials, other than of iron, steel, or wood—</b>										
<b>TOTAL BRITISH EMPIRE</b>	—	—	—	—	—	..	..	26	..	..
<b>TOTAL FOREIGN COUNTRIES</b>	—	—	—	—	—	..	50	..	..	..
<b>Share of Bengal . . . . .</b>	—	—	—	—	—	..	..	26	..	..
" <i>Sind</i> . . . . .	—	—	—	—	—	..	50	..	..	..
<b>TOTAL</b>	—	—	—	—	—	..	50	26	..	..

GENERAL EXPORTS

( 1058 )

(GOVERNMENT STORES)  
FOREIGN MERCHANDISE

No. 18—continued

ARTICLES, AND COUNTRIES OF FINAL DESTINATION; ALSO SHARE OF EACH PROVINCE	QUANTITY					VALUE				
	1927-28	1928-29	1929-30	1930-31	1931-32	1927-28	1928-29	1929-30	1930-31	1931-32
						R	R	R	R	R
<b>GOVERNMENT STORES—</b> <i>continued</i>										
<b>Chemicals, Drugs, Medicines, and Narcotics—</b>										
United Kingdom . . . . .	—	—	—	—	—	26,446	..	1,024	455	28
Bahrain Islands . . . . .	—	—	—	—	—	1,400	3,312	3,320	5,115	2,331
Hongkong . . . . .	—	—	—	—	—	1,300	..	..	..	..
Other British Possessions . . . . .	—	—	—	—	—	39	20	776	80	1,141
<b>TOTAL BRITISH EMPIRE</b>	—	—	—	—	—	29,185	3,332	5,120	5,650	4,051
Meskat Territory and Trucial Oman . . . . .	—	—	—	—	—	3,500	3,937	3,070	3,340	6,48
Other Native States in Arabia . . . . .	—	—	—	—	—	..	..	..	14,350	2,72
Iraq . . . . .	—	—	—	—	—	..	..	1,350	..	..
Other Foreign Countries . . . . .	—	—	—	—	—	687	1,050	310	55	..
<b>TOTAL FOREIGN COUNTRIES</b>	—	—	—	—	—	4,167	9,987	9,780	23,245	9,20
<i>Share of Bengal</i> . . . . .	—	—	—	—	—	25,037	..	100	..	2
" <i>Bombay</i> . . . . .	—	—	—	—	—	..	20	776	6	1,14
" <i>Sind</i> . . . . .	—	—	—	—	—	5,260	13,299	12,950	23,355	12,08
" <i>Madras</i> . . . . .	—	—	—	—	—	46	..	20	10	..
" <i>Burma</i> . . . . .	—	—	—	—	—	..	..	1,004	525	..
<b>TOTAL</b>	—	—	—	—	—	33,352	18,319	14,850	28,895	13,25
<b>Glass and glassware—</b> <b>TOTAL BRITISH EMPIRE</b>	—	—	—	—	—	651	260	75	200	..
Belgium . . . . .	—	—	—	—	—	..	..	4,680	..	..
Other Foreign Countries . . . . .	—	—	—	—	—	..	3	..	..	..
<b>TOTAL FOREIGN COUNTRIES</b>	—	—	—	—	—	..	3	4,680	..	..
<i>Share of Bengal</i> . . . . .	—	—	—	—	—	60	260	75	200	..
" <i>Bombay</i> . . . . .	—	—	—	—	—	30	3	4,680	..	..
" <i>Madras</i> . . . . .	—	—	—	—	—	561	..	..	..	..
<b>TOTAL</b>	—	—	—	—	—	651	263	4,755	200	..
<b>Hardware and Cutlery, in- cluding agricultural imple- ments and plated ware—</b> <b>United Kingdom</b>	—	—	—	—	—	6,950	2,574	15,273	20,604	17,051
Ceylon . . . . .	—	—	—	—	—	4	1,250	..	55	..
Straits Settlements (includ- ing Labuan) . . . . .	—	—	—	—	—	2,490	..	77	..	..
Hongkong . . . . .	—	—	—	—	—	63,742	113	1,534	99	1,595
Other British Possessions . . . . .	—	—	—	—	—	335	24	33	..	237
<b>TOTAL BRITISH EMPIRE</b>	—	—	—	—	—	74,021	3,961	16,917	20,758	18,879
Belgium . . . . .	—	—	—	—	—	..	..	12,132	..	..
Iraq . . . . .	—	—	—	—	—	8	523	3,096	..	40
China (exclusive of Hong- kong and Macao) . . . . .	—	—	—	—	—	6,647	..	..	..	..
Other Foreign Countries . . . . .	—	—	—	—	—	80	1,730	76	1,725	4
<b>TOTAL FOREIGN COUNTRIES</b>	—	—	—	—	—	6,735	2,253	15,804	1,725	44
<i>Share of Bengal</i> . . . . .	—	—	—	—	—	74,101	463	6,049	4,304	3,407
" <i>Bombay</i> . . . . .	—	—	—	—	—	3,331	30	23,234	3,216	12,376
" <i>Sind</i> . . . . .	—	—	—	—	—	2,040	4,271	2,730	13,737	169
" <i>Madras</i> . . . . .	—	—	—	—	—	30	200	1,111	695	2,371
" <i>Burma</i> . . . . .	—	—	—	—	—	354	1,350	97	31	100
<b>TOTAL</b>	—	—	—	—	—	80,756	6,214	32,221	22,483	18,923

No. 18—continued

ARTICLES, AND COUNTRIES OF FINAL DESTINATION; ALSO SHARE OF EACH PROVINCE	QUANTITY					VALUE				
	1927-28	1928-29	1929-30	1930-31	1931-32	1927-28	1928-29	1929-30	1930-31	1931-32
<b>GOVERNMENT STORES</b> —continued						R	R	R	R	R
<b>Instruments, Apparatus, and Appliances, and parts there- of—</b>										
United Kingdom . . . . .	—	—	—	—	—	16,305	25,549	23,286	22,858	20,042
Aden and Dependencies . . . . .	—	—	—	—	—	1,805	2,810	4,462	4,164	10,304
Hongkong . . . . .	—	—	—	—	—	4,505	..	..	1,091	2,500
Anglo-Egyptian Sudan . . . . .	—	—	—	—	—	..	..	..	..	1,290
Other British Possessions . . . . .	—	—	—	—	—	750	231	790	575	754
<b>TOTAL BRITISH EMPIRE</b>	—	—	—	—	—	23,365	28,590	28,488	28,638	34,900
<b>Germany</b> . . . . .	—	—	—	—	—	9	120	..	3,778	28
Native States in Arabia other than Maskat Terri- tory and Trucial Oman . . . . .	—	—	—	—	—	..	..	2,500	375	3,190
Iraq . . . . .	—	—	—	—	—	..	..	..	..	1,000
Persia . . . . .	—	—	—	—	—	78	406	1,035	1,230	1,440
Other Foreign Countries . . . . .	—	—	—	—	—	679	383	2,211	955	1,170
<b>TOTAL FOREIGN COUNTRIES</b>	—	—	—	—	—	766	909	5,745	6,338	7,150
<b>Share of Bengal</b> . . . . .	—	—	—	—	—	11,904	8,153	13,090	8,964	16,810
“ <i>Bombay</i> . . . . .	—	—	—	—	—	4,686	10,273	13,872	12,238	29,210
“ <i>Sind</i> . . . . .	—	—	—	—	—	2,778	8,666	1,530	8,941	1,310
“ <i>Madras</i> . . . . .	—	—	—	—	—	3,991	2,257	4,277	4,789	3,800
“ <i>Burma</i> . . . . .	—	—	—	—	—	772	150	1,465	94	500
<b>TOTAL</b>	—	—	—	—	—	24,131	29,499	34,234	35,026	42,000
<b>Leather, unwrought and manufactures (excluding boots and shoes)—</b>										
<b>TOTAL BRITISH EMPIRE</b>	—	—	—	—	—	426	44	..	..	..
<b>TOTAL FOREIGN COUNTRIES</b>	—	—	—	—	—	78	..	..	27	..
<b>Share of Bengal</b> . . . . .	—	—	—	—	—	203	31	..	..	..
“ <i>Bombay</i> . . . . .	—	—	—	—	—	73	..	..	37	..
“ <i>Sind</i> . . . . .	—	—	—	—	—	..	13	..	..	..
“ <i>Burma</i> . . . . .	—	—	—	—	—	223	..	..	..	..
<b>TOTAL</b>	—	—	—	—	—	400	44	..	27	..

# GENERAL EXPORTS

( 1060 )

(GOVERNMENT STORES)  
FOREIGN MERCHANDISE

No. 18—continued

ARTICLES, AND COUNTRIES OF FINAL DESTINATION; ALSO SHARE OF EACH PROVINCE	QUANTITY					VALUE				
	1927-28	1928-29	1929-30	1930-31	1931-32	1927-28	1928-29	1929-30	1930-31	1931-32
						R	R	R	R	R
<b>GOVERNMENT STORES</b> <i>—continued</i>										
<b>Liquors—</b>										
TOTAL BRITISH EMPIRE	Gals. 111	Gals. ..	Gals. ..	Gals. ..	Gals. ..	217	..	..	..	..
TOTAL FOREIGN COUNTRIES	5	..	4	..	..	61	..	60	..	..
Share of Bombay . . . . .	111	..	..	..	..	217	..	..	..	..
.. Sind . . . . .	5	..	4	..	..	61	..	60	..	..
TOTAL . . . . .	116	..	4	..	..	278	..	60	..	..
<b>Machinery and millwork—</b>										
United Kingdom . . . . .	—	—	—	—	—	848	32,242	8,968	18,486	92,910
Aden and Dependences . . . . .	—	—	—	—	—	3,085	150	7	..	..
Ceylon . . . . .	—	—	—	—	—	..	..	..	13	..
Straits Settlements (including Labuan) . . . . .	—	—	—	—	—	5,337	..	..	..	..
TOTAL BRITISH EMPIRE . . . . .	—	—	—	—	—	9,270	32,392	8,968	18,499	92,910
Denmark . . . . .	—	—	—	—	—	..	..	..	1,650	..
Germany . . . . .	—	—	—	—	—	3,219	..	..	..	..
Iraq . . . . .	—	—	—	—	—	3,128	..	..	2,345	..
Other Foreign Countries . . . . .	—	—	—	—	—	750	150	..	180	..
TOTAL FOREIGN COUNTRIES . . . . .	—	—	—	—	—	7,097	150	..	4,126	..
Share of Bengal . . . . .	—	—	—	—	—	2,498	..	6,908	..	3,333
.. Bombay . . . . .	—	—	—	—	—	1,953	955	..	9,086	..
.. Sind . . . . .	—	—	—	—	—	9,215	11,353	906	10,389	87,576
.. Madras . . . . .	—	—	—	—	—	3,219	20,114	1,149	3,150	1,460
.. Burma . . . . .	—	—	—	—	—	182	120	..	..	..
TOTAL . . . . .	—	—	—	—	—	16,367	32,542	8,968	22,625	92,910
<b>Metals and Ores—</b>										
<i>Brass, Bronze, and similar Alloys, wrought—</i>										
Hongkong . . . . .	Cwts. ..	Cwts. ..	Cwts. ..	Cwts. ..	Cwts. ..	..	..	1,227	..	..
Other British Possessions . . . . .	..	..	..	..	..	120	..	..	28	..
TOTAL BRITISH EMPIRE . . . . .	..	..	..	..	..	120	..	1,227	28	..
Share of Bengal . . . . .	..	..	..	..	..	..	..	1,227	..	..
.. Burma . . . . .	..	..	..	..	..	120	..	..	28	..
TOTAL . . . . .	..	..	..	..	..	120	..	1,227	28	..

(GOVERNMENT STORES)

FOREIGN MERCHANDISE

No. 18—continued

ARTICLES, AND COUNTRIES OF FINAL DESTINATION; ALSO SHARE OF EACH PROVINCE	QUANTITY					VALUE				
	1927-28	1928-29	1929-30	1930-31	1931-32	1927-28	1928-29	1929-30	1930-31	1931-32
<b>GOVERNMENT STORES— continued</b>						R	R	R	R	R
<b>Metals and Ores—continued</b>										
<b>Copper—</b>										
Unwrought . . . . .	--	--	--	--	--	--	--	--	--	--
<b>Wrought—</b>										
United Kingdom . . . . .	Cwts.	Cwts.	Cwts.	Cwts.	Cwts.	--	--	--	22	--
Germany . . . . .	--	--	--	20	--	--	--	--	952	--
Share of Bengal . . . . .	--	--	--	--	--	--	--	--	22	--
" Sind . . . . .	--	--	--	20	--	--	--	--	952	--
<b>TOTAL</b> . . . . .	--	--	--	20	--	--	--	--	974	--
<b>Iron or Steel —</b>										
<b>Pig—</b>										
United States of America— via Atlantic Coast . . . . .	Tons	Tons	Tons	Tons	Tons	100	--	--	--	--
Share of Bombay . . . . .	100	--	--	--	--	13,000	--	--	--	--
<b>Wrought and Manufactures—</b>										
<b>TOTAL BRITISH EMPIRE</b> . . . . .	Tons	Tons	Tons	Tons	Tons	1	--	--	25	250
Belgium . . . . .	--	--	27	--	5	--	--	3,510	--	1,208
Share of Bengal . . . . .	--	--	--	--	--	--	312	--	25	--
" Bombay . . . . .	1	--	27	--	3	103	--	3,510	--	250
" Sind . . . . .	--	--	--	--	5	--	--	--	--	1,208
" Burma . . . . .	--	--	--	--	--	607	--	--	--	--
<b>TOTAL</b> . . . . .	1	--	27	--	8	710	312	3,510	25	1,458
<b>Lead—</b> . . . . .										
United Kingdom . . . . .	Cwts.	Cwts.	Cwts.	Cwts.	Cwts.	--	--	--	--	--
Other British Possessions . . . . .	8,490	2,796	--	216	71	10,58,750	3,47,500	--	2,165	2,760
<b>TOTAL BRITISH EMPIRE</b> . . . . .	--	--	--	--	--	--	--	--	9	--
France . . . . .	8,490	2,796	--	216	71	10,58,750	3,47,500	--	2,174	2,760
Iraq . . . . .	300	--	--	--	--	37,500	--	--	--	--
United States of America— via Atlantic Coast . . . . .	--	2	--	--	--	--	4,000	--	--	--
<b>TOTAL FOREIGN COUNTRIES</b> . . . . .	4,105	--	--	--	--	5,00,000	--	--	--	--
<b>TOTAL FOREIGN COUNTRIES</b> . . . . .	4,405	2	--	--	--	5,37,500	4,000	--	--	--

GENERAL EXPORTS

( 1062 )

(GOVERNMENT STORES)  
FOREIGN MERCHANDISE

No. 13—continued

ARTICLES, AND COUNTRIES OF FINAL DESTINATION; ALSO SHARE OF EACH PROVINCE	QUANTITY					VALUE				
	1927-28	1928-29	1929-30	1930-31	1931-32	1927-28	1928-29	1929-30	1930-31	1931-32
<b>GOVERNMENT STORES—</b> <i>continued</i>						R	R	R	R	R
<b>Metals and Ores—concluded</b>										
<i>Metals and Ores, unenumerated—continued</i>	Cwts.	Cwts.	Cwts.	Cwts.	Cwts.					
Share of Bengal . . .	4,105	336	..	216	..	5,00,000	40,000	..	2,174	..
" Bombay . . .	8,790	2,462	..	..	71	10,96,250	3,11,500	..	..	2,700
<b>TOTAL</b> . . .	12,895	2,798	..	216	71	15,96,250	3,51,500	..	2,174	2,700
<b>Total Metals and Ores</b> . . .	Tons 746	Tons 140	Tons 27	Tons 12	Tons 12	16,10,089	3,51,812	4,787	3,201	4,218
<b>Railway Plant and Rolling-stock</b> . . .	..	—	—	—	—	..	—	—	—	—
<b>Stationery (excluding paper)—</b>										
United Kingdom . . .	—	—	—	—	—	..	..	1,980	..	..
Aden and Dependancies . . .	—	—	—	—	—	..	..	2,961	804	1,708
Other British Possessions . . .	—	—	—	—	—	944	566	404	60	399
<b>TOTAL BRITISH EMPIRE</b> . . .	—	—	—	—	—	944	566	5,345	924	2,107
<b>Mascat Territory and Trucial Oman</b> . . .	—	—	—	—	—	..	..	3,889	..	985
<b>Other Foreign Countries</b> . . .	—	—	—	—	—	160	408	428	619	549
<b>TOTAL FOREIGN COUNTRIES</b> . . .	—	—	—	—	—	160	408	4,262	619	1,484
<b>Share of Bengal</b> . . .	—	—	—	—	—	386	25	1,455	407	512
" Bombay . . .	—	—	—	—	—	253	569	3,932	1,027	1,416
" Sind . . .	—	—	—	—	—	175	380	4,220	100	1,667
" Burma . . .	—	—	—	—	—	290	..	..	..	..
<b>TOTAL</b> . . .	—	—	—	—	—	1,104	974	9,607	1,543	3,591
<b>Telegraphs, materials for construction of—</b>										
United Kingdom . . .	—	—	—	—	—	568	2,685	63	125	..
Bahrain Islands . . .	—	—	—	—	—	1,506	200	3,200	180	..
Other British Possessions . . .	—	—	—	—	—	..	..	261	..	3
<b>TOTAL BRITISH EMPIRE</b> . . .	—	—	—	—	—	2,074	2,885	3,524	305	3

No. 18—continued

ARTICLES, AND COUNTRIES OF FINAL DESTINATION; ALSO SHARE OF EACH PROVINCE	QUANTITY					VALUE				
	1927-28	1928-29	1929-30	1930-31	1931-32	1927-28	1928-29	1929-30	1930-31	1931-32
<b>GOVERNMENT STORES—</b> <i>continued</i>						R	R	R	R	R
<b>Telegraphs, materials for construction of—</b> <i>continued</i>										
Germany . . . . .	—	—	—	—	—	..	..	..	900	..
Maskat Territory and Trucial Oman . . . . .	—	—	—	—	—	1,070	1,550	5,325	2,695	233
Iraq . . . . .	—	—	—	—	—	32,210	10,926	19,034	280	4,750
Perala . . . . .	—	—	—	—	—	39,196	41,826	22,510	19,990	..
Honjam Island . . . . .	—	—	—	—	—	3,786	6,770	5,400	7,618	..
<b>TOTAL FOREIGN COUNTRIES</b>	—	—	—	—	—	76,262	61,072	52,269	31,483	4,983
<b>Share of Bengal</b> . . . . .	—	—	—	—	—	..	..	261	125	3
“ <i>Bombay</i> . . . . .	—	—	—	—	—	1,573	..	12,860	..	..
“ <i>Sind</i> . . . . .	—	—	—	—	—	76,763	63,957	43,372	31,663	4,983
<b>TOTAL</b> . . . . .	—	—	—	—	—	78,336	63,957	55,793	31,788	4,986
<b>Textiles—</b>										
<b>Cotton—</b>										
<b>Twist and yarn—</b>										
	Lbs.	Lbs.	Lbs.	Lbs.	Lbs.					
<b>TOTAL BRITISH EMPIRE</b>	—	—	—	—	142	..	—	—	—	166
<b>Share of Bengal</b> ] . . . . .	—	—	—	—	142	..	—	—	—	166
<b>Manufactures—</b>										
United Kingdom . . . . .	—	—	—	—	—	10,360	15,602	..	..	6,725
Hongkong . . . . .	—	—	—	—	—	1,024	..	1,666	65	1,232
Other British Possessions	—	—	—	—	—	52	630	919	82	8
<b>TOTAL BRITISH EMPIRE</b>	—	—	—	—	—	11,436	16,232	2,585	147	7,965
<b>TOTAL FOREIGN COUNTRIES</b>	—	—	—	—	—	..	..	..	459	157
<b>Share of Bengal</b> . . . . .	—	—	—	—	—	11,384	15,602	1,666	65	1,232
“ <i>Bombay</i> . . . . .	—	—	—	—	—	..	630	919	541	6,390
“ <i>Burma</i> . . . . .	—	—	—	—	—	52	..	..	..	..
<b>TOTAL</b>	—	—	—	—	—	11,436	16,232	2,585	606	8,122
<b>Flax manufactures—</b>										
Hongkong . . . . .	—	—	—	—	—	55,964	7,227	..	..	..
Other British Possessions	—	—	—	—	—	..	..	107	..	..
<b>TOTAL BRITISH EMPIRE</b>	—	—	—	—	—	55,964	7,227	107	..	..

GENERAL EXPORTS

( 1064 )

( GOVERNMENT STORES )  
FOREIGN MERCHANDISE

No. 18—continued

ARTICLES, AND COUNTRIES OF FINAL DESTINATION; ALSO SHARE OF EACH PROVINCE	QUANTITY					VALUE				
	1927-28	1928-29	1929-30	1930-31	1931-32	1927-28	1928-29	1929-30	1930-31	1931-32
<b>GOVERNMENT STORES—</b> <i>continued</i>						R	R	R	R	R
<b>Textiles—continued</b>										
<i>Flax manufactures—</i> <i>continued</i>										
<i>Share of Bengal</i>	—	—	—	—	—	55,961	7,387	107	..	..
	Yards	Yards	Yards	Yards	Yards					
<b>Wool manufactures—</b> <i>Piecegoods—</i>										
<i>China (exclusive of Hongkong</i> <i>and Macao)</i>	155	..	..	..	..	515	..	..	..	..
<i>Share of Bengal</i>	155	..	..	..	..	515	..	..	..	..
	Lbs.	Lbs.	Lbs.	Lbs.	Lbs.					
<i>Other sorts—</i> <i>Hongkong.</i>	6,617	..	..	..	30	12,327	..	..	..	51
<i>Share of Bengal</i>	6,617	..	..	..	30	12,327	..	..	..	51
<b>Vehicles (excluding locomotives,</b> <b>etc., for Railways)—</b>										
<i>Ships, Parts of—</i> <i>United Kingdom</i>	—	—	—	—	—	..	..	..	2,733	..
<i>Share of Bengal</i>	—	—	—	—	..	..	..	..	2,733	..
<b>All other articles—</b>										
<i>Unmanufactured—</i>										
<i>United Kingdom</i>	—	—	—	—	—	2,170	15	2,112	..	1,000
<i>Ceylon</i>	—	—	—	—	—	4,880	1,120	..	..	70
<i>Straits Settlements (including</i> <i>Labuan)</i>	—	—	—	—	—	..	2,400	..	7,445	..
<i>Other British Possessions</i>	—	—	—	—	—	734	..	..	23	..
<b>TOTAL BRITISH EMPIRE</b>	—	—	—	—	—	7,784	3,535	2,112	7,473	1,070



No. 18—continued

ARTICLES, AND COUNTRIES OF FINAL DESTINATION; ALSO SHARE OF EACH PROVINCE	QUANTITY					VALUE				
	1927-28	1928-29	1929-30	1930-31	1931-32	1927-28	1928-29	1929-30	1930-31	1931-32
<b>GOVERNMENT STORES—</b> <i>continued</i>						R	R	R	R	R
<b>All other articles—</b> <i>continued</i>										
<i>Unmanufactured—continued</i>										
Belgium . . . . .	—	—	—	—	—	..	..	10,821	..	..
Turkey, Asiatic . . . . .	—	—	—	—	—	..	..	..	11,600	..
Maskat Territory and Tru- cial Oman . . . . .	—	—	—	—	—	2,938	4,082	4,498	..	..
Peria . . . . .	—	—	—	—	—	475	709	..	..	..
Other Foreign Countries . . . . .	—	—	—	—	—	250	..	..	..	50
<b>TOTAL FOREIGN COUNTRIES</b>	—	—	—	—	—	3,713	4,791	15,310	11,600	50
<i>Share of Bengal</i> . . . . .	—	—	—	—	—	2,702	15	..	..	..
„ <i>Bombay</i> . . . . .	—	—	—	—	—	..	..	12,933	18	..
„ <i>Sind</i> . . . . .	—	—	—	—	—	8,795	4,791	4,493	19,055	..
„ <i>Madras</i> . . . . .	—	—	—	—	—	..	1,120	..	..	..
„ <i>Burma</i> . . . . .	—	—	—	—	—	..	2,400	..	..	1,120
<b>TOTAL</b>	—	—	—	—	—	11,497	8,326	17,431	19,078	1,120
<i>Manufactured—</i>										
United Kingdom . . . . .	—	—	—	—	—	39,848	3,47,720	1,73,005	50,514	1,10,699
Malta and Gozo . . . . .	—	—	—	—	—	..	5,698	..	..	..
Palestine . . . . .	—	—	—	—	—	931	..	..	..	..
Aden and Dependencies . . . . .	—	—	—	—	—	1,47,063	6,300	1,912	3,538	756
Bahrain Islands . . . . .	—	—	—	—	—	21,238	575	159	548	408
Ceylon . . . . .	—	—	—	—	—	2,926	995	..	1,333	..
Straits Settlements (includ- ing Labuan) . . . . .	—	—	—	—	—	61,746	832	..	1,775	5,040
Hongkong . . . . .	—	—	—	—	—	3,276	5,193	11,407	816	1,343
Zanzibar and Pemba . . . . .	—	—	—	—	—	..	..	..	1,799	..
Anglo-Egyptian Sudan . . . . .	—	—	—	—	—	7,278	45,466	..	15,834	..
Tanganyika Territory . . . . .	—	—	—	—	—	..	..	..	17,704	..
<b>TOTAL BRITISH EMPIRE</b>	—	—	—	—	—	2,34,456	4,12,774	1,86,474	93,880	1,18,746
Belgium . . . . .	—	—	—	—	—	..	..	..	37,800	..
Austria . . . . .	—	—	—	—	—	..	4,315	13,038	2,811	..
Turkey, Asiatic . . . . .	—	—	—	—	—	..	..	..	18,886	..
Maskat Territory and Trucial Oman . . . . .	—	—	—	—	—	1,314	260	917	870	306
Other Native States in Arabia . . . . .	—	—	—	—	—	..	..	1,850	..	..
Iraq . . . . .	—	—	—	—	—	46,230	1,97,629	1,14,432	2,777	10,214
Peria . . . . .	—	—	—	—	—	2,430	36,577	3,434	1,062	104
Henjam Island . . . . .	—	—	—	—	—	756	1,000	915	324	179
Indo-China (including Cochin-China, Cambodia, Annam, Tonkin and French leased territories in China). . . . .	—	—	—	—	—	..	2,133	..	..	..
China (exclusive of Hong- kong and Macao) . . . . .	—	—	—	—	—	3,469	..	..	..	175
Egypt . . . . .	—	—	—	—	—	1,00,189	7,780	1,618	2,100	1,256
Portuguese East Africa . . . . .	—	—	—	—	—	17,743	..	..	..	..
Other Foreign Countries . . . . .	—	—	—	—	—	757	1,007	..	260	..
<b>TOTAL FOREIGN COUNTRIES</b>	—	—	—	—	—	1,72,938	2,50,751	1,36,204	66,890	12,234
<i>Share of Bengal</i> . . . . .	—	—	—	—	—	10,111	9,743	12,734	1,671	2,056
„ <i>Bombay</i> . . . . .	—	—	—	—	—	2,96,753	3,37,013	1,33,303	36,970	53,343
„ <i>Sind</i> . . . . .	—	—	—	—	—	1,50,310	3,12,340	1,24,659	72,001	65,530
„ <i>Madras</i> . . . . .	—	—	—	—	—	220	300	1,132	..	..
„ <i>Burma</i> . . . . .	—	—	—	—	—	..	2,529	350	133	10,102
<b>TOTAL</b>	—	—	—	—	—	4,57,394	6,63,525	3,22,678	1,00,770	1,30,980

GENERAL EXPORTS

( 1066 )

(GOVERNMENT STORES)  
FOREIGN MERCHANDISE

No. 18—concluded

ARTICLES, AND COUNTRIES OF FINAL DESTINATION; ALSO SHARE OF EACH PROVINCE	QUANTITY					VALUE				
	1927-28	1928-29	1929-30	1930-31	1931-32	1927-28	1928-29	1929-30	1930-31	1931-32
<b>GOVERNMENT STORES— concluded</b>						R	R	R	R	R
<i>Grand total value of Govern- ment Stores—</i>										
United Kingdom . . . . .	—	—	—	—	—	12,32,870	7,82,178	2,88,498	2,85,006	4,03,676
Malta and Gozo . . . . .	—	—	—	—	—	262	5,093	1,066	..	..
Palestine . . . . .	—	—	—	—	—	981	..	..	82	..
Aden and Dependencies . . . . .	—	—	—	—	—	8,15,007	25,690	14,475	23,560	10,607
Bahrain Islands . . . . .	—	—	—	—	—	81,343	4,363	4,84,010	7,029	5,519
Ceylon . . . . .	—	—	—	—	—	8,417	7,459	6,280	4,62,233	78
Straits Settlements (including Labuan) . . . . .	—	—	—	—	—	78,375	12,727	1,470	10,845	5,265
Hongkong . . . . .	—	—	—	—	—	1,64,893	18,759	21,771	4,246	15,482
Natal . . . . .	—	—	—	—	—	790	300	480	..	..
Transvaal . . . . .	—	—	—	—	—	..	..	1,277	..	2,852
Zanzibar and Pemba . . . . .	—	—	—	—	—	..	..	..	9,799	..
Tanganyika Territory . . . . .	—	—	—	—	—	..	14	..	17,704	..
Anglo-Egyptian Sudan . . . . .	—	—	—	—	—	16,078	45,466	..	15,284	1,296
Other British Possessions . . . . .	—	—	—	—	—	1,121	..	376	755	205
<b>TOTAL BRITISH EMPIRE</b>	—	—	—	—	—	18,49,437	9,02,649	8,20,228	8,36,893	4,50,930
Denmark . . . . .	—	—	—	—	—	..	..	..	1,650	..
Germany . . . . .	—	—	—	—	—	3,228	670	..	6,380	284
Belgium . . . . .	—	—	—	—	—	..	..	31,143	87,800	1,208
France . . . . .	—	—	—	—	—	37,500	..	..	..	..
Austria . . . . .	—	—	—	—	—	..	4,815	18,038	2,811	..
Turkey, Asiatic . . . . .	—	—	—	—	—	..	..	..	30,486	..
Maskat Territory and Trucial Oman . . . . .	—	—	—	—	—	8,972	16,562	24,496	14,196	10,302
Other Native States in Arabia	—	—	—	—	—	691	15,667	23,078	15,256	5,942
Iraq . . . . .	—	—	—	—	—	1,31,198	2,14,237	1,46,690	10,321	20,700
Farsia . . . . .	—	—	—	—	—	42,821	80,473	27,669	23,471	1,953
Hanjam Island . . . . .	—	—	—	—	—	5,937	8,680	6,790	8,119	499
Indo-China (including Cochin-China, Cambodia, Annam, Tonkin and French leased territories in China) . . . . .	—	—	—	—	—	..	2,182	..	..	..
China (excludes of Hongkong and Macao) . . . . .	—	—	—	—	—	2,98,627	..	..	..	175
Egypt . . . . .	—	—	—	—	—	1,01,686	18,941	2,077	2,952	2,741
Portuguese East Africa . . . . .	—	—	—	—	—	17,748	..	..	..	..
United States of America via Atlantic Coast . . . . .	—	—	—	—	—	5,13,056	1,403	..	1,110	..
Other Foreign Countries . . . . .	—	—	—	—	—	980	775	100	741	545
<b>TOTAL FOREIGN COUNTRIES</b>	—	—	—	—	—	11,62,184	3,58,906	2,75,681	1,55,293	44,349
State of Bengal . . . . .	—	—	—	—	—	10,01,460	87,782	48,164	24,920	36,370
"    Bombay . . . . .	—	—	—	—	—	17,39,840	6,95,016	8,17,372	7,52,396	2,53,571
"    Bini . . . . .	—	—	—	—	—	2,58,556	4,38,415	2,17,664	2,05,420	1,85,882
"    Madras . . . . .	—	—	—	—	—	8,067	24,001	7,089	8,844	7,602
"    Burma . . . . .	—	—	—	—	—	3,648	18,260	4,520	806	12,354
<b>TOTAL</b>	—	—	—	—	—	30,11,571	12,61,555	10,95,909	9,92,186	4,95,279

## No. 18A.—IMPORTS.

Quantity and value of Imports of opium and other dangerous drugs (classified under certain special heads) into British India in each official year from 1927-28 to 1931-32.

NOTE 1.—The first country represents the country of original consignment and the second, the country of last transshipment.

NOTE 2.—The figures in this table do not always agree with those in the general table, the trade headings not being uniform in all cases with the headings given below.

ARTICLES, AND COUNTRIES; ALSO SHARE OF EACH PROVINCE	QUANTITY					VALUE				
	1927-28	1928-29	1929-30	1930-31	1931-32	1927-28	1928-29	1929-30	1930-31	1931-32
<b>I. NARCOTIC DRUGS, RESTRICTED (UNDER THE DANGEROUS DRUGS CONVENTION, 1925)—</b>						R	R	R	R	R
<b>(a) Opium, crude and manufac- tured—</b>	Ounces	Ounces	Ounces	Ounces	Ounces					
United Kingdom—United Kingdom . . . . .	750	127	254	205	277	2,108	643	345	251	644
Germany—Germany . . . . .	2	21	..	..	..	18	72	..	..	..
Perak—Perak . . . . .	..	..	82	..	..	..	..	30	..	..
Slam—Straits Settlements . . . . .	..	86,720	..	..	..	..	52,000	..	..	..
Share of Bengal . . . . .	406	36,790	68	132	4	1,194	52,233	82	141	68
" Bombay . . . . .	320	..	32	..	..	807	..	30	..	..
" Sind . . . . .	26	78	7	21	133	123	481	15	40	398
" Madras . . . . .	..	..	..	..	..	..	..	..	..	2
" Burma . . . . .	..	..	179	52	140	..	..	248	79	176
<b>TOTAL . . . . .</b>	<b>752</b>	<b>36,868</b>	<b>286</b>	<b>205</b>	<b>277</b>	<b>2,124</b>	<b>52,714</b>	<b>376</b>	<b>251</b>	<b>644</b>
<b>(b) Morphine and other opium alkaloids, and the salts and derivatives thereof—</b>	Ounces	Ounces								
United Kingdom—United Kingdom . . . . .	1,007	951			—	23,554	21,575			—
Germany—Germany . . . . .	79	125			—	981	2,037			—
Germany—Netherlands . . . . .	225	168			—	3,104	1,521			—
Netherlands—Netherlands . . . . .	54	..			—	524	..			—
United States of America— United States of America . . . . .	1	4			—	56	450			—
Share of Bengal . . . . .	602	546			—	14,905	14,885			—
" Bombay . . . . .	475	381			—	8,383	5,835			—
" Sind . . . . .	79	132			—	1,518	2,979			—
" Madras . . . . .	110	26			—	2,458	484			—
" Burma . . . . .	100	113			—	955	1,400			—
<b>TOTAL . . . . .</b>	<b>1,366</b>	<b>1,248</b>			<b>—</b>	<b>28,219</b>	<b>25,583</b>			<b>—</b>
<b>(a) Preparation containing (a) and (b) above*—</b>	Ounces	Ounces								
United Kingdom—United Kingdom . . . . .	3,448	2,859			—	76,660	72,372			—
Germany—Germany . . . . .	224	178			—	4,614	5,009			—
Germany—Netherlands . . . . .	11	40			—	451	1,569			—
Netherlands—Netherlands . . . . .	11	..			—	144	87			—
France—Belgium . . . . .	..	..	†(a)	†(a)	†(a)	11	..	†(a)	†(a)	†(a)
France—France . . . . .	16	14			—	826	548			—
Switzerland—Switzerland . . . . .	..	8			—	..	555			—
Switzerland—France . . . . .	1	2			—	135	524			—
United States of America— United States of America . . . . .	49	27			—	8,490	3,450			—
Share of Bengal . . . . .	2,609	1,624			—	39,695	33,183			—
" Bombay . . . . .	650	996			—	24,698	33,400			—
" Sind . . . . .	195	188			—	3,723	3,472			—
" Madras . . . . .	188	253			—	21,696	13,560			—
" Burma . . . . .	118	68			—	1,679	609			—
<b>TOTAL . . . . .</b>	<b>3,760</b>	<b>3,128</b>			<b>—</b>	<b>91,881</b>	<b>84,064</b>			<b>—</b>
<b>(i) Cocaine and associates and substitutes and the salts and derivatives thereof—</b>	Ounces	Ounces								
United Kingdom—United Kingdom . . . . .	418	501			—	8,031	7,730			—
Germany—Germany . . . . .	488	535			—	6,018	5,787			—
Germany—Netherlands . . . . .	117	201			—	1,300	2,179			—
Netherlands—Netherlands . . . . .	40	4			—	515	45			—

\* The quantity figures shown against this head represent the net weight of the drugs contained in the preparation.  
† Figures shown under the headings (c to e) newly introduced from 1929-30 in place of old ones (b to f) above.  
(c) Old headings replaced by new ones.

SPECIAL TABLE (IMPORTS)  
(OPIUM AND OTHER DANGEROUS DRUGS)

( 1068 )

No. 18A.—IMPORTS—continued

ARTICLES, AND COUNTRIES; ALSO SHARE OF EACH PROVINCE	QUANTITY					VALUE				
	1927-28	1928-29	1929-30	1930-31	1931-32	1927-28	1928-29	1929-30	1930-31	1931-32
<b>I. NARCOTIC DRUGS, RESTRICTED (UNDER THE DANGEROUS DRUGS CONVENTION, 1925)—continued</b>						R	R			
<b>(d) Cocaine and associates and substitutes and the salts and derivatives thereof—continued.</b>	Ounces	Ounces								
Share of Bengal . . . . .	519	337				7,327	9,663			
" Bombay . . . . .	347	274				5,477	3,921			
" Sind . . . . .	46	63				1,056	1,136			
" Madras . . . . .	92	17				928	293			
" Burma . . . . .	54	60				666	673			
<b>TOTAL . . . . .</b>	<b>1,058</b>	<b>1,241</b>				<b>15,954</b>	<b>15,691</b>			
<b>(e) Preparation containing (d) above*</b>	Ounces	Ounces								
United Kingdom—United Kingdom . . . . .	190	56				4,186	5,022			
Germany—Germany . . . . .	..	1				5	12			
Germany—Netherlands . . . . .	1	4				143	83			
Netherlands—Netherlands . . . . .	12	12				151	130			
France—France . . . . .	6	..				998	2			
Share of Bengal . . . . .	177	14				1,434	2,917			
" Bombay . . . . .	19	18				3,144	1,318			
" Sind . . . . .	13	3				39	112			
" Madras . . . . .	..	12	†(a)	†(a)	†(a)	316	171	†(a)	†(a)	†(a)
" Burma . . . . .	..	27				..	231			
<b>TOTAL . . . . .</b>	<b>209</b>	<b>73</b>				<b>5,433</b>	<b>5,249</b>			
<b>(f) Other restricted drugs and pre- parations and derivatives there- of*</b>	Ounces	Ounces								
United Kingdom—United Kingdom . . . . .	734	501				14,226	13,923			
Germany—Germany . . . . .	263	159				443	259			
Germany—Netherlands . . . . .	358	371				380	495			
France—France . . . . .	1	..				5	..			
United States of America— United States of America	26	6				1,674	975			
Share of Bengal . . . . .	373	266				2,763	218			
" Bombay . . . . .	936	769				13,611	14,390			
" Sind . . . . .	68	72				369	344			
<b>TOTAL . . . . .</b>	<b>1,432</b>	<b>1,037</b>				<b>16,793</b>	<b>15,652</b>			

\* The quantity figures shown against this head represent the net weight of the drugs contained in the preparation.  
† Figures shown under the headings (g to n) newly introduced from 1929-30 in place of old ones (b to f) above.  
(a) Old headings replaced by new ones.

## No. 18A.—IMPORTS—continued

ARTICLES, AND COUNTRIES; ALSO SHARE OF EACH PROVINCE	QUANTITY					VALUE				
	1927-28	1928-29	1929-30	1930-31	1931-32	1927-28	1928-29	1929-30	1930-31	1931-32
			Ounces	Ounces	Ounces			R	R	R
<b>I. NARCOTIC DRUGS, RESTRICTED (UNDER THE DANGEROUS DRUGS CONVENTION, 1925)—continued</b>										
<b>(g) Morphine and diacetyl-morphine (heroin) and their salts—</b>										
United Kingdom—United Kingdom	—	—	920	624	283	—	—	25,498	18,317	7,638
Germany—Germany	—	—	102	76	77	—	—	1,182	1,298	1,281
Germany—Netherlands	—	—	203	118	121	—	—	1,692	1,676	1,704
Netherlands—Netherlands	—	—	19	1	..	—	—	155	15	..
France—France	—	—	4	..	..	—	—	40	..	..
Switzerland—Switzerland	—	—	..	1	..	—	—	..	10	..
Federated Malay States— Federated Malay States	—	..	..	..	..	..	..	..	..	151
United States of America— United States of America	..	..	..	..	..	..	..	..	..	60
Share of Bengal	—	—	452	244	..	—	—	13,729	8,451	..
„ Bombay	—	—	562	253	233	—	—	8,982	5,453	4,608
„ Sind	—	—	83	161	86	—	—	1,824	3,961	2,351
„ Madras	—	—	123	95	157	—	—	3,549	2,463	3,959
„ Burma	—	—	28	62	..	—	—	483	986	6
<b>TOTAL</b>	—	—	1,248	820	481	—	—	28,567	21,814	10,924
<b>(A) Preparations containing (a) and/or (g) above except preparations containing no heroin and not more than 0.2 per cent. of morphine, which are unrestricted—</b>										
United Kingdom—United Kingdom	—	—	1,474	1,915	737	—	—	38,407	19,633	24,408
Germany—Germany	—	—	84	255	34	—	—	2,121	890	850
Germany—Netherlands	—	—	5	4	1	—	—	278	176	36
France—France	—	—	..	..	..	—	—	68	..	..
Switzerland—Switzerland	—	—	..	..	..	—	—	..	67	188
Italy—Italy	—	—	..	..	..	—	—	..	34	..
Switzerland—France	—	—	3	1	..	—	—	505	317	42
Hongkong—Hongkong	—	—	..	..	..	—	—	5	..	..
United States of America— United States of America	—	—	7	2	9	—	—	475	153	985
Share of Bengal	—	—	260	215	402	—	—	8,914	7,478	15,802
„ Bombay	—	—	947	163	202	—	—	27,712	7,355	7,173
„ Sind	—	—	73	48	29	—	—	1,246	1,018	473
„ Madras	—	—	220	1,743	55	—	—	3,073	5,279	1,503
„ Burma	—	—	73	8	93	—	—	909	140	1,538
<b>TOTAL</b>	—	—	1,573	2,177	781	—	—	41,859	21,270	26,489

\* The quantity figures shown against these heads represent the net weight of the drugs contained in the preparation.  
† Figures shown under headings (g to n) newly introduced from 1929-30 in place of old ones (b to f) above.

SPECIAL TABLE (IMPORTS)

( 1070 )

(OPIUM AND OTHER DANGEROUS DRUGS)

No. 18A.—IMPORTS—continued

ARTICLES, AND COUNTRIES; ALSO SHARE OF EACH PROVINCE	QUANTITY					VALUE				
	1927-28	1928-29	1929-30	1930-31	1931-32	1927-28	1928-29	1929-30	1930-31	1931-32
<b>I. NARCOTIC DRUGS, RESTRICTED (UNDER THE DANGEROUS DRUGS CONVENTION, 1925)—continued</b>			Ounces	Ounces	Ounces			R	R	R
<b>(c) <i>Bucodal</i> (Hydrochlorate of dihydrocodeinon) and <i>dicodids</i> (Hydrocodeinon), and their salts and preparations—</b>										
United Kingdom—United Kingdom . . . . .	—	—	2	13	..	—	—	42	804	..
Germany—Germany . . . . .	—	—	7	9	24	—	—	815	2,648	5,160
Germany—Netherlands . . . . .	—	—	4	4	8	—	—	750	1,025	2,195
<i>Share of Bengal</i> . . . . .	—	—	9	9	24	—	—	857	2,648	5,160
<i>"</i> <i>Bombay</i> . . . . .	—	—	4	17	8	—	—	750	1,329	2,195
<b>TOTAL</b> . . . . .	—	—	13	26	32	—	—	1,607	3,977	7,355
<b>(d) <i>Cocoa leaves, crude cocaine, and ecgonine—</i></b>			Ounces	Ounces	Ounces					
United Kingdom—United Kingdom . . . . .	—	—	192	224	320	—	—	686	33	33
Germany—Germany . . . . .	—	—	4	..	..	—	—	45	..	..
<i>Share of Bengal</i> . . . . .	—	—	160	..	320	—	—	17	..	33
<i>"</i> <i>Bombay</i> . . . . .	—	—	..	224	..	—	—	..	33	..
<i>"</i> <i>Madras</i> . . . . .	—	—	36	..	..	—	—	714	..	..
<b>TOTAL</b> . . . . .	—	—	196	224	320	—	—	731	33	33
<b>(e) <i>Cocaine and its salts—</i></b>			Ounces	Ounces	Ounces					
United Kingdom—United Kingdom . . . . .	—	—	400	371	402	—	—	6,580	6,697	7,351
Germany—Germany . . . . .	—	—	274	109	133	—	—	3,260	1,658	2,163
Germany—Netherlands . . . . .	—	—	181	250	176	—	—	1,935	3,924	3,026
Netherlands—Netherlands . . . . .	—	—	102	42	..	—	—	1,014	661	..
United States of America—United States of America . . . . .	—	—	..	..	4	—	—	..	..	615
<i>Share of Bengal</i> . . . . .	—	—	531	18	..	—	—	6,637	256	..
<i>"</i> <i>Bombay</i> . . . . .	—	—	300	341	229	—	—	4,220	5,636	4,033
<i>"</i> <i>Sind</i> . . . . .	—	—	47	196	152	—	—	696	3,914	3,203
<i>"</i> <i>Madras</i> . . . . .	—	—	23	217	331	—	—	467	3,134	5,323
<i>"</i> <i>Burma</i> . . . . .	—	—	56	..	3	—	—	769	..	46
<b>TOTAL</b> . . . . .	—	—	957	772	715	—	—	12,339	12,640	13,155

† Figures shown under headings (g to n) newly introduced from 1929-30 in place of old ones (b to f) above.

ARTICLES, AND COUNTRIES; ALSO SHARE OF EACH PROVINCE	QUANTITY					VALUE				
	1927-28	1928-29	1929-30	1930-31	1931-32	1927-28	1928-29	1929-30	1930-31	1931-32
<b>I. NARCOTIC DRUGS, RESTRICTED (UNDER THE DANGEROUS DRUGS CONVENTION, 1925)—concluded</b>			Ounces	Ounces	Ounces	Rs	Rs	Rs	Rs	Rs
†(l) Preparations containing (k) above in which the amount of cocaine ex- ceeds 0.1 per cent.—										
United Kingdom—United Kingdom . . . . .	—	—	11	275	270	—	—	2,406	5,180	6,685
Germany—Germany . . . . .	—	—	1	219	268	—	—	28	3,797	5,179
Germany—Netherlands . . . . .	—	—	1	46	7	—	—	50	188	341
Netherlands—Netherlands . . . . .	—	—	..	275	178	—	—	..	4,419	3,518
France—France . . . . .	—	—	..	..	..	—	—	..	9	..
Share of Bengal . . . . .	—	—	2	715	714	—	—	991	12,767	14,721
„ Bombay . . . . .	—	—	7	92	8	—	—	1,359	579	928
„ Sind . . . . .	—	—	..	2	1	—	—	42	55	29
„ Madras . . . . .	—	—	1	6	..	—	—	55	187	45
„ Burma . . . . .	—	—	3	..	..	—	—	57	..	..
<b>TOTAL . . . . .</b>	—	—	18	815	723	—	—	2,484	18,588	15,723
†(m) Indian hemp and its galenical preparations (extract and tinc- ture)—			Ounces	Ounces	Ounces					
United Kingdom—United Kingdom . . . . .	—	—	946	166	74	—	—	1,657	794	376
Germany—Germany . . . . .	—	—	164	952	180	—	—	262	573	286
Germany—Netherlands . . . . .	—	—	32	208	16	—	—	89	217	26
United States of America— United States of America . . . . .	—	—	1	..	..	—	—	35	..	..
Share of Bengal . . . . .	—	—	262	316	140	—	—	1,354	807	306
„ Bombay . . . . .	—	—	700	960	100	—	—	350	671	134
„ Sind . . . . .	—	—	91	50	11	—	—	289	106	45
„ Madras . . . . .	—	—	..	..	19	—	—	..	..	203
<b>TOTAL . . . . .</b>	—	—	1,143	1,326	270	—	—	1,993	1,584	688
†(n) Diltandide; and benzoyl-mor- phine and other esters of morphine	—	—	..	..	..	—	—	..	..	..
<b>TOTAL OF NARCOTIC DRUGS, RE- STRICTED . . . . .</b>	8,574	43,590	5,429	6,365	3,599	1,59,794	1,93,953	90,455	74,957	75,011
<b>II. NARCOTIC DRUGS, UNRESTRICT- ED†—</b>										
United Kingdom—United Kingdom . . . . .	—	—	—	—	—	41,073	77,604	85,873	53,722	51,377
Germany—Germany . . . . .	—	—	—	—	—	7,019	9,502	7,103	10,338	8,332
Germany—Netherlands . . . . .	—	—	—	—	—	1,700	2,567	345	1,809	1,356
Germany—Belgium . . . . .	—	—	—	—	—	4,069	1,074	6	..	..
Netherlands—Netherlands . . . . .	—	—	—	—	—	100	436	14	393	..
Belgium—Belgium . . . . .	—	—	—	—	—	1,150	7,228	1,054	..	..
France—Netherlands . . . . .	—	—	—	—	—	..	317	..	..	..
France—France . . . . .	—	—	—	—	—	619	14,363	2,428	1,977	1,107
France—United Kingdom . . . . .	—	—	—	—	—	1,047	..	..	..	..
France—Belgium . . . . .	—	—	—	—	—	29,557	21,439	9,561	..	..
Switzerland—France . . . . .	—	—	—	—	—	..	..	3,289	..	54
Switzerland—Switzerland . . . . .	—	—	—	—	—	11	14	1,089	239	2,057
Switzerland—Italy . . . . .	—	—	—	—	—	..	..	1,570	..	..
Italy—Italy . . . . .	—	—	—	—	—	..	..	209	..	..
Japan—Japan . . . . .	—	—	—	—	—	20	..	..	..	..
United States of America— United States of America . . . . .	—	—	—	—	—	9,912	6,975	9,188	3,729	873
Share of Bengal . . . . .	—	—	—	—	—	2,427	36,270	31,405	12,127	8,323
„ Bombay . . . . .	—	—	—	—	—	88,040	90,032	44,436	22,636	19,527
„ Sind . . . . .	—	—	—	—	—	1,963	2,146	2,733	4,362	4,487
„ Madras . . . . .	—	—	—	—	—	3,847	13,075	40,056	33,472	31,626
„ Burma . . . . .	—	—	—	—	—	..	6	..	..	1,193
<b>TOTAL . . . . .</b>	—	—	—	—	—	96,277	1,41,519	1,21,729	72,147	65,156

\* The quantity figures shown against this head represent the net weight of the drugs contained in the preparation.

† Figures shown under headings (g to n) newly introduced from 1929-30 in place of old ones (b to f) above.

† This head includes derivatives of opium (e.g., codeine) and associates or substitutes of cocaine to which the Dangerous Drugs Convention does not apply; and their derivatives.

SPECIAL TABLE (RE-EXPORTS)

( 1072 )

(OPIUM AND OTHER DANGEROUS DRUGS.)

No. 18B.—RE-EXPORTS

Quantity and value of Re-exports of opium and other dangerous drugs (classified under certain special heads) from British India in each official year from 1927-28 to 1931-32.

NOTE 1.—The first country stands for the country of final destination and the second for the country to which immediately shipped (i.e., the country where the first transshipment, if any, is intended to take place).  
NOTE 2.—The figures in this table do not always agree with those in the general tables, the trade headings not being uniform in all cases with the headings given below.

ARTICLES AND COUNTRIES; ALSO SHARE OF EACH PROVINCE	QUANTITY					VALUE				
	1927-28	1928-29	1929-30	1930-31	1931-32	1927-28	1928-29	1929-30	1930-31	1931-32
<b>I. NARCOTIC DRUGS, RESTRICTED (UNDER THE DANGEROUS DRUGS CONVENTION, 1925)—</b>	Ounces	Ounces	Ounces	Ounces	Ounces	₹	₹	₹	₹	₹
(a) <i>Opium, crude and manufac- tured</i>	..	..	..	..	..	..	..	..	..	—
(b) <i>Morphine and other opium alkaloids, and the salts and derivatives thereof—</i>										
United Kingdom—United Kingdom	..	..			—	..	..			—
Iraq—Iraq	..	..			—	3	..			—
Seychelles—Seychelles	1	..			—	29	..			—
<b>TOTAL</b>	1	..			—	32	..			—
Share of Bengal	1	..			—	29	..			—
" Bombay	..	..			—	3	..			—
<b>TOTAL</b>	1	..			—	32	..			—
(c) <i>Preparation containing (a) and (b) above*</i>	Ounces	Ounces								
Iraq—Iraq	..	..			—	29	..			—
Persia—Persia	..	..			—	..	1			—
Tanganyika Territory—Tan- ganyika Territory	..	1			—	..	32			—
Seychelles—Seychelles	25	..			—	104	..			—
<b>TOTAL</b>	25	1			—	133	33			—
			f(a)	f(a)	† (a)			f(a)	f(a)	† (a)
Share of Bengal	9	..			—	54	..			—
" Bombay	16	1			—	79	23			—
" Sind	..	..			—	..	1			—
<b>TOTAL</b>	25	1			—	133	33			—
(d) <i>Cocaine and associates and substitutes and the Salts and derivatives thereof—</i>	Ounces	Ounces								
Seychelles—Seychelles	2	..			—	49	..			—
Share of Bengal	2	..			—	49	..			—
(e) <i>Preparation containing (d) above*</i>	..	..			—	..	..			—
(f) <i>Other restricted drugs and preparations and derivatives thereof—</i>										
Iraq—Iraq	..	..			—	2	..			—
Share of Bombay	..	..			—	2	..			—

\* The quantity figures shown against these heads represent the net weight of the drugs contained in the preparation.  
† Figures shown under the headings (g to n) newly introduced from 1929-30 in place of old ones (b to f) above.  
(u) Old headings replaced by new ones.



## No. 18B.—RE-EXPORTS—continued

(OPIUM AND OTHER DANGEROUS DRUGS)

TITLES AND COUNTRIES; ALSO SHARE OF EACH PROVINCE	QUANTITY					VALUE				
	1927-28	1928-29	1929-30	1930-31	1931-32	1927-28	1928-29	1929-30	1930-31	1931-32
			Ounces	Ounces	Ounces	R	R	R	R	R
<b>NARCOTIC DRUGS, RESTRICTED UNDER THE DANGEROUS DRUGS CONVENTION, 1925)—continued</b>										
<i>Morphine and diacetyl-morphine (heroin) and their salts—</i>										
Maskat Territory and Trucial Oman —Maskat Territory and Trucial Oman . . . . .	—	—	..	..	—	—	—	..	9	—
Share of Bombay . . . . .	—	—	..	..	—	—	—	..	9	—
<i>(f) Preparations containing (a) and (g) above, except preparations obtaining no heroin and not more than 0.2 per cent. of morphine, which are unrestricted*—</i>			Ounces	Ounces	Ounces					
United Kingdom—United Kingdom . . . . .	—	—	3	..	—	—	—	124	..	—
Aden and Dependencies— Aden and Dependencies . . . . .	—	—	..	..	—	..	..	..	..	4
Share of Bombay . . . . .	—	—	3	..	—	—	—	124	..	4
<i>(g) Eucodal (Hydrochlorate of dihy- droxy-codine and dicodide (Hy- drocodone), and their salts and preparations . . . . .</i>	—	—	..	..	—	—	—	..	..	—
<i>(h) Cocoa leaves, crude cocaine, and ecgonins . . . . .</i>	—	—	..	..	—	—	—	..	..	—
<i>b) Cocaine and its salts—</i>			Ounces	Ounces	Ounces					
Maskat Territory and Trucial Oman—Maskat Territory and Trucial Oman . . . . .	—	—	1	..	—	—	—	..	28	—
Aden and Dependencies— Aden and Dependencies . . . . .	—	—	..	..	—	—	—	..	..	4
Other Native States in Arabia— Other Native States in Arabia . . . . .	—	—	..	..	1	..	..	..	..	18
Share of Bombay . . . . .	—	—	1	..	..	—	—	..	28	4
„ Sind . . . . .	—	—	..	..	1	—	—	..	..	18
TOTAL . . . . .	—	—	1	..	1	—	—	..	28	22
<i>(i) Preparations containing (k) above in which the amount of cocaine exceeds 0.1 per cent.*</i>	—	—	..	..	—	—	—	..	..	—
<i>(m) Indian hemp and its galenical preparations (extract and tinc- ture)—</i>			Ounces	Ounces	Ounces					
Aden and Dependencies— Aden and Dependencies . . . . .	—	—	..	..	8	—	—	..	..	2
Share of Bombay . . . . .	—	—	..	..	8	—	—	..	..	2
<i>(n) Dilaudid; and benzoyl-mor- phine and other esters of morphine</i>	—	—	..	..	—	—	—	..	..	—
<b>TOTAL OF NARCOTIC DRUGS RESTRICTED . . . . .</b>	Ounces 28	Ounces 1	Ounces 3	Ounces ..	Ounces —	216	33	124	37	—
<b>II. NARCOTIC DRUGS, UNRESTRICTED:</b>										
Iraq—Iraq . . . . .	—	—	—	—	—	15	..	..	..	—
Bahrain Islands—Bahrain Islands . . . . .	—	—	—	—	—	28	..	..	..	—
Perak—Perak . . . . .	—	—	—	—	—	..	9	..	..	—
Tanganyika Territory—Tan- ganyika Territory . . . . .	—	—	—	—	—	..	34	19	..	—
Germany—Germany . . . . .	—	—	—	—	—	..	..	..	..	2
TOTAL . . . . .	—	—	—	—	—	43	43	19	..	2
Share of Bombay . . . . .	—	—	—	—	—	43	43	19	..	..
„ Sind . . . . .	—	—	—	—	—	..	..	..	..	2
TOTAL . . . . .	—	—	—	—	—	43	43	19	..	2

\* The quantity figures shown against these heads represents the net weight of the drugs contained in the preparation.  
† Figures shown under the headings (g to n) newly introduced from 1929-30 in place of old ones (b to f) above.  
‡ This head includes derivatives of opium (e.g., codeine) and associates or substitutes of cocaine to which the Dangerous Drugs Convention does not apply and their derivatives.

SPECIAL TABLE (EXPORTS)

( 1074 )

(OPIUM AND OTHER DANGEROUS DRUGS)

No. 18C.—EXPORTS

Quantity and value of Exports of opium and other dangerous drugs (classified under certain special heads) from British India in each official year from 1927-28 to 1931-32.

NOTE 1.—The first country stands for the country of final destination and the second for the country to which immediately shipped (i.e., country, where the first transshipment, if any, is intended to take place).

NOTE 2.—The figures in this table do not always agree with those in the general tables, the trade headings not being uniform in all with the headings given below.

ARTICLES, AND COUNTRIES; ALSO SHARE OF EACH PROVINCE	QUANTITY					VALUE				
	1927-28	1928-29	1929-30	1930-31	1931-32	1927-28	1928-29	1929-30	1930-31	1931-32
	Ounces	Ounces	Ounces	Ounces	Ounces	₹	₹	₹	₹	₹
<b>I. NARCOTIC DRUGS, RESTRICTED (UNDER THE DANGEROUS DRUGS CONVENTION, 1925)—</b>										
<b>(a) Opium, crude and manufactured—</b>										
United Kingdom—United Kingdom	1,390,080	1,075,200	1,035,800	179,200	—	14,00,598	9,88,493	10,10,092	1,91,693	—
Aden and Dependencies—Aden and Dependencies	—	1,975	..	1,968	—	..	1,800	..	1,800	—
Ceylon—Ceylon	44,800	47,040	60,480	53,760	44,800	80,000	84,000	1,08,000	96,000	80,000
Straits Settlements (including Labuan)—Straits Settlements (including Labuan)	4,968,080	4,399,360	3,816,960	3,035,200	2,703,680	88,68,000	78,56,000	68,16,000	54,20,000	48,28,000
British Borneo—Straits Settlements (including Labuan)	271,040	318,080	271,040	197,120	147,840	4,84,000	5,68,000	4,84,000	3,52,000	2,64,000
British Borneo—British Borneo	85,120	..	..	..	—	1,52,000	..	..	..	—
Hongkong—Hongkong	499,520	425,600	369,600	248,640	259,840	8,92,000	7,60,000	6,60,000	4,44,000	4,64,000
Zanzibar and Pemba—Zanzibar and Pemba	320	240	160	640	480	750	562	375	1,500	1,125
Java—Java	2,699,200	2,159,300	1,852,960	992,320	454,720	48,20,000	38,56,000	24,16,000	17,72,000	8,12,000
Siam—Straits Settlements (including Labuan)	1,713,600	2,667,840	2,761,920	2,338,560	1,946,560	30,60,000	47,64,000	49,32,000	41,76,000	34,76,000
Siam—Siam	1,792,000	448,000	..	..	—	32,00,000	8,00,000	..	..	—
Indo-China (including Cochin-China, Cambodia, Annam, Tonkin and French leased territories in China)—Indo-China, etc.	4,798,080	3,409,280	3,722,880	2,511,040	2,466,240	85,68,000	60,88,000	66,48,000	44,84,000	44,04,000
Germany—Germany	..	..	..	32	—	..	..	..	75	—
<b>TOTAL</b>	<b>18,259,840</b>	<b>14,951,975</b>	<b>13,392,800</b>	<b>9,558,480</b>	<b>8,024,160</b>	<b>3,15,25,348</b>	<b>2,57,66,855</b>	<b>2,30,74,467</b>	<b>1,69,89,068</b>	<b>1,43,29,121</b>
Share of Bengal	18,259,520	14,949,760	13,392,640	9,555,840	8,023,680	3,15,24,598	2,57,64,493	2,30,74,092	1,69,85,693	1,43,28,001
„ Bombay	320	2,215	160	2,840	480	750	3,362	375	3,375	1,121
<b>TOTAL</b>	<b>18,259,840</b>	<b>14,951,975</b>	<b>13,392,800</b>	<b>9,558,480</b>	<b>8,024,160</b>	<b>3,15,25,348</b>	<b>2,57,66,855</b>	<b>2,30,74,467</b>	<b>1,69,89,068</b>	<b>1,43,29,121</b>
<b>(b) Morphine and other opium alkaloids and the salts and derivatives thereof</b>	Ounces	Ounces								
	8,000	9,600				28,400	28,800			
<b>(c) Preparation containing (a) and (b) above*</b>	Ounces	Ounces								
	..	..				..	..			
<b>(d) Cocaine and associates and substitutes and the salts and derivatives thereof</b>	Ounces	Ounces								
	..	..				..	..			
<b>(e) Preparation containing (d) above*</b>	Ounces	Ounces								
	..	..	(a)	(a)	(a)	..	..	(a)	(a)	(a)
<b>(f) Other restricted drugs and preparations and derivatives thereof*</b>	Ounces	Ounces								
United Kingdom—United Kingdom	20,041									
Aden and Dependencies—Aden and Dependencies	5,264					20,196	..			
..						4,400	..			
<b>TOTAL</b>	<b>25,305</b>					<b>24,596</b>	..			
Share of Bombay	25,305					24,596	..			

\* The quantity figures shown against these heads represent the net weight of the drugs contained in the preparation.  
† Figures shown under the headings (g to n) newly introduced from 1929-30 in place of old ones (b) to (f) above.

ARTICLES, AND COUNTRIES; ALSO SHARE OF EACH PROVINCE	QUANTITY					VALUE				
	1927-28	1928-29	1929-30	1930-31	1931-32	1927-28	1928-29	1929-30	1930-31	1931-32
I. NARCOTIC DRUGS, RESTRICTED (UNDER THE DANGEROUS DRUGS CONVENTION, 1925)—continued			Ounces	Ounces	Ounces	R	R	R	R	R
†(g) Morphine and diacetyl-morphine (heroin) and their salts			..	..	..	—	—	..	..	..
†(h) Preparations containing (a) and/or (g) above, except preparations containing no heroin and not more than 0.2 per cent of morphine, which are unrestricted			Ounces	Ounces	Ounces	—	—	..	..	..
†(i) Eucodal Hydrochlorate of dihy- droxycodone and diacide (Hy- drocodone), and their salts and preparations			Ounces	Ounces	Ounces	—	—	..	..	..
†(j) Cocoa leaves, crude cocaine, and ecgonine			Ounces	Ounces	Ounces	—	—	..	..	..
†(k) Cocaine and its salts			Ounces	Ounces	Ounces	—	—	..	..	..
†(l) Preparations containing (k) above in which the amount of cocaine exceeds 0.1 per cent*			Ounces	Ounces	Ounces	—	—	..	..	..
†(m) Indian hemp and its galenic preparations (extract and tincture)			Ounces	Ounces	Ounces	—	—	..	..	..
United Kingdom— United Kingdom			10,752	10,737	10,272	—	—	12,684	18,455	12,271
Aden and Dependencies— Aden and Dependencies			2,633	..	..	—	—	3,000	..	..
United States of America— United States of America			1,702	1,184	..	—	—	2,050	1,400	..
British West India Island— British West India Islands			..	..	2,368	—	—	..	..	504
<b>TOTAL</b>			<b>15,177</b>	<b>11,921</b>	<b>12,040</b>	—	—	<b>17,734</b>	<b>14,855</b>	<b>12,775</b>
Share of Bengal			..	..	2,368	—	—	..	..	504
Bombay			15,177	11,921	10,272	—	—	17,734	14,855	12,271
Total			15,177	11,921	12,540	—	—	17,734	14,855	12,775
†(n) Dilauidide and benzoyl-mor- phine and other esters of morphine			Ounces	Ounces	Ounces	—	—	..	..	..
<b>TOTAL OF NARCOTIC DRUGS, RES- TRICTED</b>	Ounces 18,293,145	Ounces 14,961,575	Ounces 13,407,977	Ounces 9,670,401	Ounces 8,030,800	3,15,76,344	2,57,95,655	2,30,92,201	1,69,53,923	1,43,41,009
II. NARCOTIC DRUGS, UNRESTRICTED										

\*The quantity against these heads is to represent the net weight of the drugs contained in the preparations.  
†Figures shown under the headings (g) to (n) newly introduced from 1929-30 in place of old ones (b) to (f) above.  
‡This head includes derivatives of opium (e.g., codeine and associates or substitutes of cocaine to which the Dangerous Drugs Convention does not apply), and their derivatives.

GOLD—IMPORTS and EXPORTS

No. 19

TOTAL QUANTITY and VALUE of the REGISTERED IMPORTS and EXPORTS of GOLD COIN and BULLION in each Official Year from 1927-28 to 1931-32.

COUNTRIES	IMPORTS					EXPORTS				
	1927-28	1928-29	1929-30	1930-31	1931-32	1927-28	1928-29	1929-30	1930-31	1931-32
	Ounces	Ounces	Ounces	Ounces	Ounces	Ounces	Ounces	Ounces	Ounces	Ounces
QUANTITY										
United Kingdom { Private	680,761	574,883	389,840	364,153	42,036	..	..	..	86,413	6,305,604
{ Govt.	..	..	..	..	..	..	..	..	..	..
Aden and Dependencies	56,527	46,335	47,924	27,109	24,319	..	..	..	..	..
Bahrain Islands	30,721	12,191	3,993	11,420	34,031	..	..	..	..	..
Ceylon	50,837	44,152	254,738	85,965	73,394	105	35	27	3	40
Straits Settlements (including Labuan)	13,250	9,479	3,716	130,692	4,248	4,570	1,780	729	489	6
Federated Malay States	2	..	2	..	..	..	..	..	..	820
Hongkong	11,353	5,543	3,937	64,043	895	..	..	..	..	..
Cape of Good Hope	..	..	..	..	1,172	..	..	..	..	234
Natal	1,499,244	2,413,961	752,886	1,161,707	48,261	..	..	..	..	..
Zanzibar and Pemba	485	1	3	..	899	..	..	..	..	..
Kenya Colony	..	..	..	..	4,333	..	..	..	..	..
Tanganyika Territory	..	..	..	..	..	50	..	..	..	..
Somaliand Protectorate	..	..	212	..	..	..	..	..	..	..
Anglo-Egyptian Sudan	..	..	..	..	1,494	..	..	..	..	..
Mauritius and Dependencies (including Seychelles)	..	..	..	..	..	254	224	42	30	..
Australian Commonwealth	143,075	165,193	495,841	181,799	79,429	..	..	..	..	..
New Zealand	26,170	60,125	57,234	23,293	..	..	..	..	..	..
Fiji Islands	..	..	4	..	..	..	..	..	..	..
TOTAL BRITISH EMPIRE { Private	2,522,325	3,331,363	2,014,380	2,055,161	319,511	4,949	2,019	793	86,935	6,306,604
{ Govt.	..	..	..	..	..	..	..	..	..	..
Germany	..	110	..	..	..	..	..	..	..	..
Netherlands	1,375	..	..	..	..	..	..	..	..	505,763
Belgium { Private	..	..	..	..	..	..	..	..	..	2,430
{ Govt.	..	..	..	..	..	..	..	..	..	..
France	..	..	9,648	..	..	..	..	62	..	..
Italy	..	..	78	..	..	77	..	..	..	242,839
Mascat Territory and Trucial Oman	136	70	313	5,004	19,188	..	231	..	38	..
Other Native States in Arabia	51,202	56,274	52,344	40,713	25,436	..	..	..	..	..
Iraq	43,019	83,303	126,295	99,074	82,562	..	..	..	..	..
Peria	..	..	7	..	..	..	..	..	..	..
Sunatra	..	..	..	..	..	..	..	..	..	..
Java	..	..	2	1,641	..	1,241	344	325	..	3,096
Borneo (Dutch)	..	..	2	..	..	..	..	..	..	..
Celebes and other Islands	..	..	..	..	..	..	..	..	..	..
China (exclusive of Hongkong and Macao)	306	121	2,623	106,561	475	..	..	..	..	..
Japan	..	..	1	..	..	..	..	..	..	2,303
Egypt	355,160	306,995	319,551	21,424	..	..	..	..	..	..
Portuguese East Africa	..	..	..	..	2,378	..	..	..	..	..
Italian East Africa (Eritrea and Somaliand)	..	164	..	..	..	..	..	..	..	..
United States of America	314,003	4,092	..	3	..	..	..	..	..	1,616,507
TOTAL FOREIGN COUNTRIES { Private	665,791	466,722	510,367	274,445	130,539	1,318	1,125	325	38	1,774,008
{ Govt.	..	..	..	..	..	..	..	62	..	..
GRAND TOTAL QUANTITY { Private	3,188,026	3,798,585	2,525,247	2,329,606	450,050	6,267	3,144	1,023	80,973	8,080,532
{ Govt.	..	..	..	..	..	..	..	62	..	..

\* Quantity less than one ounce.

[Continued on next page.]

No. 19—continued

TOTAL QUANTITY and VALUE of the REGISTERED IMPORTS and EXPORTS of GOLD COIN and BULLION,  
in each Official Year from 1927-28 to 1931-32—continued

COUNTRIES	IMPORTS					EXPORTS				
	1927-28	1928-29	1929-30	1930-31	1931-32	1927-28	1928-29	1929-30	1930-31	1931-32
VALUE	R	R	R	R	R	R	R	R	R	R
United Kingdom	3,914,089	3,289,047	2,197,755	2,079,733	24,79,890				49,01,346	48,10,59,085
Private										
Govt.										
Aden and Dependencies	32,40,823	26,44,648	27,48,379	15,48,155	16,21,733					
Bahrain Islands	17,59,497	7,00,498	2,29,156	6,51,635	22,73,978					2,997
Ceylon	27,95,442	26,74,604	1,40,02,388	44,96,657	51,95,067	6,042	1,959	1,628	143	358
Straits Settlements (including Labuan)	10,22,228	5,57,450	5,01,889	74,79,009	2,33,382	2,41,280	1,10,545	48,454	29,000	56,500
Federated Malay States	185		160							
Hongkong	6,64,727	3,24,509	5,20,915	36,70,956	59,869					16,250
Cape of Good Hope					67,313					
Natal	8,47,08,448	13,31,93,485	4,17,85,696	6,68,18,046	29,69,568					
Zanzibar and Pemba	27,746	78	161		70,604					
Kenya Colony					3,23,057					
Tanganyika Territory						1,149				
Somaland Protectorate			12,000							
Anglo-Egyptian Sudan					1,14,820					
Mauritius and Dependencies (including Seychelles)						14,515	14,300	2,346	1,677	
Australian Commonwealth	84,43,375	98,61,539	2,80,03,115	1,00,36,295	40,42,460					
New Zealand	14,94,886	34,33,737	32,33,965	16,25,327						
Fiji Islands			200							
TOTAL BRITISH EMPIRE	14,82,97,633	18,60,86,086	11,30,67,779	11,66,23,918	1,95,06,741	2,62,936	1,26,304	52,426	49,32,166	48,11,35,190
Private										
Govt.										
Germany		6,520								
Netherlands	1,08,000									3,49,52,134
Belgium										1,70,401
Private										
Govt.								3,551		
France			5,53,147			6,545				1,75,20,864
Italy			4,470							
Mascat Territory and Trucial Oman	7,802	4,047	17,947	2,33,069	12,51,912		16,035		2,172	
Other Native States in Arabia	29,32,236	32,14,853	30,00,167	23,25,643	17,12,954					
Iraq	24,59,113	50,86,642	72,45,039	56,64,611	52,75,076					
Persia			400							
Sumatra			13							
Java	13		110	95,375		74,575	43,164	47,104		2,73,764
Borneo (Dutch)			107							
Celebes and other Islands			41							
China (exclusive of Hongkong and Macao)	17,732	7,095	1,46,065	62,31,525	27,589					
Japan			58							1,54,219
Egypt	2,08,44,078	1,75,39,533	1,32,76,139	12,23,215						
Portuguese East Africa					2,21,092					
Italian East Africa (Eritrea and Somaliland)		9,365								
United States of America	1,21,77,455	2,35,551		.92						7,36,18,597
TOTAL FOREIGN COUNTRIES	3,80,46,429	2,61,03,606	2,92,43,698	1,59,23,535	84,88,623	81,120	64,199	47,104	2,172	12,66,89,965
Private										
Govt.								3,551		
GRAND TOTAL VALUE	18,13,44,062	21,21,89,692	14,23,11,477	13,24,52,453	2,79,95,364	3,44,106	1,91,003	99,530	49,34,338	60,78,25,155
Private										
Govt.								3,551		

No. 20

## DESCRIPTION of GOLD IMPORTED and EXPORTED

	1927-28	1928-29	1929-30	1930-31	1931-32	1927-28	1928-29	1929-30	1930-31	1931-32
BULLION (bar, ingots, and other uncoined gold)	1,916,676	1,999,537	1,103,377	1,069,234	227,225	176	16	62	26,831	7,753,330
COIN—	10,94,75,761	11,41,31,704	6,31,60,524	6,14,20,269	1,47,74,214	12,216	900	3,551	49,29,164	58,43,79,632
Sovereigns and other British gold coin	1,186,985	1,718,338	1,331,001	1,230,396	214,441	4,215	1,567	602	39	321,327
Other coined gold	6,70,98,044	9,40,30,739	7,39,65,452	6,93,11,456	1,26,34,905	2,45,306	93,372	37,523	5,031	2,33,78,327
	84,365	70,660	90,369	29,946	8,384	1,376	1,561	1,021	3	1,075
	47,70,257	40,47,199	51,85,501	17,20,723	5,86,245	86,084	91,231	62,008	143	67,196

ABSTRACT TABLES

( 1078 )

SILVER—IMPORTS and EXPORTS

No. 21

TOTAL QUANTITY and VALUE of the REGISTERED IMPORTS and EXPORTS of SILVER COIN and BULLION, in each Official Year from 1927-28 to 1931-32.

COUNTRIES	IMPORTS					EXPORTS				
	1927-28	1928-29	1929-30	1930-31	1931-32	1927-28	1928-29	1929-30	1930-31	1931-32
QUANTITY	Ounces	Ounces	Ounces	Ounces	Ounces	Ounces	Ounces	Ounces	Ounces	Ounces
United Kingdom	88,428,558	61,664,811	55,916,620	64,897,669	19,668,147	..	..	..	17,309	2,599,46
{ Private	..	..	..	..	..	..	..	..	..	..
{ Govt.	..	..	..	..	..	104,897	22,491,552	25,519,789	18,743,537	30,042,30
Aden and Dependencies	457,289	429,187	1,008,927	74	36	268,957	70,542	..	1,988	..
{ Private	..	..	..	..	..	..	..	..	..	..
{ Govt.	25,441	180	18,789	31,936	27,371	..	..	..	..	28,74
Bahrain Islands	629,483	770,786	756,819	751,931	149,634	3,144,296	1,657,716	1,774,988	247,322	275,92
Maldives	..	..	..	..	62	..	..	..	..	..
Ceylon	1,001,557	55,440	88,600	2,207,610	1,204,741	46,101	26,565	20,849	534	12
Straits Settlements (including Labuan)	..	7,875	49	1,281,025	126,525	21,936	61,651	29,340	4,993	220,34
Federated Malay States	21	..	..	..	..	43,189	40,497	11,625	2,999	..
Hongkong	98,930	57,758	68,708	894,429	90,968	..	8,750	6,371,308	14,780,695	9,187,22
{ Private	..	..	..	..	..	..	..	..	..	..
{ Govt.	..	..	..	..	..	..	..	..	1,059,648	..
Natal	1,044,930	1,087,345	572,418	1,091,325	447,197	..	..	..	..	..
Zanzibar and Pemba	21,635	18,831	9,863	..	5,178	..	..	353,039	811	260,18
Kenya Colony	..	1,482	..	..	9	21,023	25,397	19,100	..	..
Tanganyika Territory	..	..	..	..	22	..	..	..	..	..
Anglo-Egyptian Sudan	..	..	..	..	24	..	..	..	..	..
Mauritius and Dependencies (including Seychelles)	440,678	439,374	..	37,500	681,366	1,129,726	404,728	..	1,858	..
Australian Commonwealth	6,932,769	7,705,589	10,841,813	9,069,982	4,487,649	..	..	..	..	..
New Zealand	889,048	311,202	115,368	..	188,278	..	..	..	..	..
Fiji Islands	..	..	..	..	..	68	..	1,149	..	..
TOTAL BRITISH EMPIRE	49,444,878	62,544,685	69,824,185	80,231,545	27,038,830	4,675,346	2,399,786	8,581,843	15,058,540	12,542,922
{ Private	..	..	..	..	..	..	..	..	..	..
{ Govt.	25,441	180	18,789	31,936	27,371	104,897	22,491,552	25,519,789	15,403,180	30,066,049
Germany	..	248	..	..	..	..	..	..	..	..
Netherlands	..	..	189,189	..	..	..	6,123	..	..	..
Belgium	..	..	..	..	..	..	..	..	..	..
{ Private	..	..	..	..	..	..	..	..	..	..
{ Govt.	..	..	..	..	..	..	..	6,178	..	..
France	5,611,924	319,928	1,187,651	869,994	..	..	..	..	..	..
Italy	1,288,758	..	152,567	..	..	..	..	..	..	..
Austria	838,231	81,296	97,550	..	..	..	..	..	..	..
Mascat Territory and Trucial Oman	198,982	375,302	498,467	378,643	87,491	687,927	443,399	507,365	188,722	183,347
{ Private	..	..	..	..	..	..	..	..	..	..
{ Govt.	96,154	..	189,182	..	..	..	..	..	..	..
Other Native States in Arabia	255,590	527,555	244,101	122,843	46,294	69,741	3,351	25,986	37,381	..
Iraq	594,592	449,232	793,615	776,790	520,366	29,938	1,258	100,297	..	670,466
Persia	32,439	29,055	449,018	62,409	72,930	190,283	258,660	190,259	..	13,749
Hanjam Island	..	..	1	..	..	..	..	..	..	..
Java	..	..	..	..	..	18,603	61,619	45,214	1,441	840
Slam	12	..	..	78,758	191,382	..	..	..	..	68,547
China (exclusive of Hongkong and Macao)	1,471,837	..	865,096	6,538,188	652,504	8,522,110	14,294,067	..	..	..
{ Private	..	..	..	..	..	..	..	..	..	..
{ Govt.	..	..	..	..	..	229,128	..	..	..	..
Egypt	2,166,108	7,247,787	5,851,106	..	..	1,858	..	..	208	..
Portuguese East Africa	..	..	..	..	95	..	..	..	..	..
United States of America	46,131,758	32,305,351	17,681,568	22,140,060	3,781,876	..	..	..	..	..
TOTAL FOREIGN COUNTRIES	58,085,221	41,135,754	27,964,919	30,961,935	5,332,938	9,820,510	15,068,372	860,121	227,752	931,449
{ Private	..	..	..	..	..	..	..	..	..	..
{ Govt.	96,154	..	189,182	..	..	229,123	..	6,178	..	..
GRAND TOTAL QUANTITY	107,530,099	103,680,439	97,789,104	111,193,480	32,371,768	14,495,856	17,368,158	9,450,464	15,286,301	13,474,371
{ Private	..	..	..	..	..	..	..	..	..	..
{ Govt.	121,595	180	207,871	31,936	27,371	334,020	22,491,552	25,525,967	15,403,180	30,066,049

[Continued on next page]

No. 21—continued

TOTAL QUANTITY and VALUE of the REGISTERED IMPORTS and EXPORTS of SILVER COIN and BULLION,  
in each Official Year from 1927-28 to 1931-32—continued

COUNTRIES	IMPORTS					EXPORTS				
	1927-28	1928-29	1929-30	1930-31	1931-32	1927-28	1928-29	1929-30	1930-31	1931-32
VALUE	R	R	R	R	R	£	..	R	R	R
United Kingdom	5,71,53,223	8,00,19,000	7,33,20,277	7,53,36,361	9,33,29,094	..	..	..	18,000	36,57,644
Aden and Dependencies	10,44,350	6,35,589	12,93,584	200	95	1,47,647	3,27,18,574	3,32,33,717	1,39,62,663	3,01,63,761
Bahrain Islands	16,78,080	20,54,585	20,15,614	19,93,773	3,74,405	67,74,606	39,58,767	33,96,155	6,65,137	7,43,000
Maldives	..	..	..	..	40	..	..	..	..	..
Ceylon	25,02,135	82,026	43,527	57,51,683	30,06,933	68,171	48,668	37,412	1,199	340
Straits Settlements (including Labuan)	..	21,000	75	23,59,023	3,36,064	53,954	1,36,661	75,537	12,245	5,87,000
Federated Malay States	55	..	..	..	..	1,08,500	1,03,000	31,000	8,000	..
Hongkong	2,42,911	1,54,590	1,33,750	10,02,753	2,42,907	..	10,000	79,77,734	1,68,22,445	1,00,31,610
Natal	15,21,809	16,23,628	7,92,155	12,67,529	4,79,443	..	..	..	..	..
Zanzibar and Pemba	32,291	20,715	13,588	..	9,973	..	..	9,50,000	932	7,00,000
Kenya Colony	..	4,000	..	..	9	31,365	37,750	25,910	..	..
Tanganyika Territory	..	..	..	..	31	..	..	..	..	..
Anglo-Egyptian Sudan	..	..	..	..	23	..	..	..	..	..
Mauritius and Dependencies (including Seychelles)	11,70,000	11,78,000	..	1,00,000	13,33,500	30,40,000	10,30,000	..	5,000	..
Australian Commonwealth	1,03,46,685	1,24,36,437	1,57,49,678	1,10,39,156	55,66,088	..	..	..	..	..
New Zealand	6,15,263	5,07,976	1,82,251	..	2,34,819	..	..	..	..	..
Fiji Islands	..	..	..	..	..	100	..	1,535	..	..
TOTAL BRITISH EMPIRE	7,63,06,802	9,87,37,546	9,40,94,449	9,94,00,478	3,59,13,429	1,04,71,482	51,95,066	1,29,95,333	1,75,35,032	1,57,69,594
	55,489	484	50,488	70,900	73,655	1,47,647	3,27,18,574	3,32,33,717	1,57,36,413	3,02,21,042
Germany	..	360	..	..	..	..	..	..	..	..
Netherlands	..	..	2,71,334	..	..	..	8,832	..	..	..
Belgium	..	..	..	..	..	..	..	8,582	..	..
France	83,21,925	1,84,403	15,11,564	11,22,577	..	..	..	..	..	..
Italy	13,79,973	..	1,99,020	..	..	..	..	..	..	..
Austria	4,74,751	1,21,446	1,20,274	..	..	..	..	..	..	..
Mascat Territory and Prucial Oman	5,11,393	10,00,722	13,40,360	10,17,373	2,20,700	16,47,388	9,92,343	11,01,691	4,96,041	4,76,107
Other Native States in Arabia	5,99,635	3,88,559	5,14,014	2,94,970	1,06,869	1,02,014	4,757	23,962	1,00,232	..
Iraq	16,00,000	11,82,340	21,49,010	20,54,603	14,00,109	53,045	1,813	1,41,000	..	18,05,680
Persia	87,440	73,327	10,61,771	1,64,113	1,96,745	5,08,350	5,13,115	3,48,966	..	37,100
Benjam Island	..	..	4	..	..	..	..	..	..	..
Java	..	..	..	..	5,14,995	27,100	92,335	60,378	1,703	527
Siam	31	..	..	2,11,267	9,50,344	..	..	..	..	1,71,000
China (exclusive of Hongkong and Macao)	22,08,307	..	10,84,233	70,07,953	..	1,30,89,204	2,16,34,449	..	..	..
Egypt	31,90,417	1,09,91,809	79,56,052	..	..150	5,000	..	..	240	..
Portuguese East Africa	..	..	..	..	..	..	..	..	..	..
United States of America	6,87,42,071	4,60,31,806	2,33,50,252	2,33,17,968	48,30,906	..	..	..	..	..
TOTAL FOREIGN COUNTRIES	8,76,16,493	6,04,80,277	3,95,44,338	3,51,91,339	32,76,878	1,54,30,101	3,32,97,741	17,40,997	5,98,216	24,90,414
	2,58,633	..	5,01,502	..	..	3,23,560	..	3,582	..	..
GRAND TOTAL VALUE	16,44,23,295	15,92,17,823	13,36,38,887	13,46,01,817	4,41,90,307	2,59,01,583	2,57,92,507	1,47,36,330	1,81,33,248	1,82,60,008
	3,14,122	484	5,51,990	70,900	73,655	4,71,207	3,27,18,574	3,32,42,399	1,57,36,413	3,02,21,042

ABSTRACT TABLES

( 1080 )

GOLD and SILVER—IMPORTS and EXPORTS

No. 22

DESCRIPTION of SILVER IMPORTED and EXPORTED

	IMPORTS					EXPORTS				
	1927-28	1928-29	1929-30	1930-31	1931-32	1927-28	1928-29	1929-30	1930-31	1931-32
<b>BULLION—</b>										
{ Ounces	101,950,036	100,166,004	93,110,584	105,882,912	29,083,672					
{ R	15,22,53,993	15,13,83,304	12,45,94,940	12,09,70,654	3,57,92,376	9,202,956*	36,821,481*	25,762,112*	26,886,717*	41,774
Other uncoined silver						1,36,23,900	5,44,55,581†	3,35,64,523†	2,87,49,810†	4,37,85
{ Ounces	102,056	42,296	52,971	242,761	118,291					
{ R	1,50,803	64,151	71,957	2,23,551	- 1,18,202					
<b>COIN—</b>										
Government of India										
{ Ounces	3,550,992	2,161,509	2,790,621	5,053,542	3,184,794	3,531,018	2,018,173	1,931,196	464,607	1,730
{ R	93,48,993	53,13,993	75,14,223	1,34,03,371	83,41,116	94,92,775	54,14,500	52,00,875	12,51,497	46,53
British dollars								6,202,520	3,306,142	2
{ Ounces								77,80,279	38,19,354	2
{ R										
Straits dollars						1,067	3,134	1,965	681	
{ Ounces						1,575	4,661	2,587	745	
{ R										
Other coin						2,094,835	1,016,922	1,078,688	31,334	32
{ Ounces	2,043,605	1,310,810	1,542,799	46,201	9,382	32,49,540	16,36,639	14,30,365	43,255	39
{ R	29,33,623	19,56,859	20,09,707	60,141	11,768					

No. 23

TOTAL VALUE of the REGISTERED IMPORTS and EXPORTS of GOLD and SILVER COIN and BULLION in each Official Year from 1927-28 to 1931-32.

COUNTRIES	IMPORTS					EXPORTS				
	1927-28	1928-29	1929-30	1930-31	1931-32	1927-28	1928-29	1929-30	1930-31	1931-32
<b>TOTAL OF GOLD AND SILVER</b>	R	R	R	R	R	R	R	R	R	R
United Kingdom	9,62,94,114	11,29,09,447	9,53,00,032	9,66,84,199	2,63,08,434	..	..	..	49,10,346	48,47,16,75
{ Private	..	..	..	..	..	1,47,647	3,27,18,574	3,32,33,717	1,39,62,663	3,01,83,76
{ Govt.	..	..	..	..	..	..	..	..	..	..
Aden and Dependencies	42,34,673	32,80,237	40,36,963	15,43,355	16,21,823	3,94,726	1,20,220	..	2,074	..
{ Private	55,489	434	50,488	70,900	73,655	..	..	..	..	32,28
{ Govt.	..	..	..	..	..	..	..	..	..	..
Bahrain Islands	34,37,537	27,55,033	22,41,770	26,45,403	26,43,233	67,74,666	39,58,767	33,96,155	6,65,137	7,45,99
Maldives	..	..	..	..	40	..	..	..	..	..
Ceylon	52,97,577	27,56,630	1,40,45,915	1,02,43,340	82,02,000	74,213	50,627	89,033	1,242	69
Straits Settlements (including Labuan)	10,22,223	5,78,457	5,01,964	98,33,032	6,19,416	2,95,234	2,47,206	1,24,041	41,245	6,43,50
Federated Malay States	190	..	160	..	..	1,08,500	1,03,000	31,000	3,000	..
Hongkong	9,07,638	4,79,099	7,04,665	46,73,709	3,02,776	..	10,000	79,77,734	1,53,22,445	1,00,97,86
{ Private	..	..	..	..	..	..	..	..	17,73,750	..
{ Govt.	..	..	..	..	..	..	..	..	..	..
Cape of Good Hope	..	..	..	..	67,313	..	..	..	..	..
Natal	8,62,30,252	13,51,17,113	4,25,77,951	6,75,85,575	34,49,011	..	..	..	..	..
Zanzibar and Pemba	60,037	20,793	13,699	..	80,577	..	..	9,50,000	932	7,00,000
Kenya Colony	..	4,000	..	..	3,23,066	31,365	37,750	25,910	..	..
Uganda Territory	..	..	..	..	31	1,149	..	..	..	..
Smallland Protectorate	..	..	12,000	..	..	..	..	..	..	..
Anglo-Egyptian Sudan	..	..	..	..	1,14,348	..	..	..	..	..
Mauritius and Dependencies (including Seychelles)	11,70,000	11,78,000	..	1,00,000	18,33,500	80,54,515	10,94,303	2,346	6,677	..
Australian Commonwealth	1,92,90,060	2,20,68,431	4,37,57,793	2,10,75,451	96,08,543	..	..	..	..	..
New Zealand	21,10,099	36,76,349	34,66,216	16,25,327	2,34,819	..	..	..	..	..
Ti Islands	..	..	200	..	..	100	..	1,535	..	..
<b>OTAL BRITISH EMPIRE</b>	22,01,04,435	23,48,23,632	20,71,62,223	21,60,24,396	5,54,20,170	1,07,34,463	56,31,870	1,30,47,759	2,24,67,193	49,69,04,784
{ Private	55,439	434	50,488	70,900	73,655	1,47,647	3,27,18,574	3,32,33,717	1,57,33,413	3,02,21,042
{ Govt.	..	..	..	..	..	..	..	..	..	..

\* Represents quantity in Ounces.  
† Represents value in Rupees.

(Continued on next page)



No. 23—continued

TOTAL VALUE of the REGISTERED IMPORTS and EXPORTS of GOLD and SILVER COIN and BULLION,  
in each Official Year from 1927-28 to 1931-32—continued

COUNTRIES	IMPORTS					EXPORTS				
	1927-28	1928-29	1929-30	1930-31	1931-32	1927-28	1928-29	1929-30	1930-31	1931-32
	R	R	R	R	R	R	R	R	R	R
<b>TOTAL OF GOLD AND SILVER</b> —continued										
Germany . . . . .	..	6,880	..	..	..	..	..	..	..	..
Netherlands . . . . .	1,08,000	..	2,71,884	..	..	..	8,882	..	..	8,49,52,124
Belgium . . . . .	..	..	..	..	..	..	..	..	..	1,70,401
								12,183	..	..
France . . . . .	89,21,925	1,84,408	20,64,711	11,22,577	..	6,545	..	..	..	1,75,20,864
Italy . . . . .	18,79,978	..	2,03,490	..	..	..	..	..	..	..
Austria . . . . .	4,74,751	1,21,446	1,20,274	..	..	..	..	..	..	..
Masfat Territory and Trucial Oman . . . . .	5,19,195 2,58,688	10,04,769 ..	18,58,807 5,01,502	18,00,947 ..	14,72,612 ..	16,47,388 ..	10,08,378 ..	11,61,691 ..	4,98,218 ..	4,76,107 ..
Other Native States in Arabia . . . . .	85,81,921	41,03,412	85,14,181	26,20,618	18,19,828	1,02,014	4,757	28,962	1,00,232	..
Iraq . . . . .	40,59,118	62,69,482	93,94,049	77,19,219	66,75,185	53,045	1,863	1,41,000	..	18,05,680
Perals . . . . .	87,440	78,327	10,62,171	1,64,118	1,96,745	5,06,360	5,18,115	3,48,966	..	37,100
Henjam Island . . . . .	..	..	4	..	..	..	..	..	..	..
Sumatra . . . . .	..	..	18	..	..	..	..	..	..	..
Java . . . . .	18	..	110	95,875	..	1,01,675	1,40,499	1,07,482	1,708	2,74,277
Borneo (Dutch) . . . . .	..	..	107	..	..	..	..	..	..	..
Celebes and other Islands . . . . .	..	..	41	..	..	..	..	..	..	..
Slam . . . . .	81	..	..	2,11,267	5,14,995	..	..	..	..	1,71,000
China (exclusive of Hongkong and Macao) . . . . .	22,26,539 ..	7,095 ..	13,10,298 ..	1,82,89,478 ..	9,77,933 ..	1,30,89,204 3,23,560	2,16,84,446 ..	.. ..	.. ..	.. ..
Japan . . . . .	..	..	53	..	..	..	..	..	..	1,54,319
Egypt . . . . .	2,35,84,495	2,85,31,343	2,62,32,191	12,28,215	..	5,000	..	..	240	..
Portuguese East Africa . . . . .	..	..	..	..	2,21,242	..	..	..	..	..
Italian East Africa (Eritrea and Somaliland) . . . . .	..	9,365	..	..	..	..	..	..	..	..
United States of America . . . . .	8,09,19,526	4,62,67,357	2,33,56,252	2,33,18,000	48,86,966	..	..	..	..	7,36,18,597
<b>TOTAL FOREIGN COUN-</b> <b>TRIES</b> . . . . .	12,59,02,922 2,58,688	8,65,83,883 ..	6,37,28,086 5,01,502	5,19,19,874 ..	1,67,65,501 ..	1,55,11,221 3,23,560	2,33,61,940 ..	17,83,101 12,183	6,00,328 ..	12,91,80,379 ..
<b>GRAND TOTAL</b> . . . . .	84,57,67,357 3,14,122	37,14,07,515 484	27,59,50,314 5,51,990	26,70,44,270 70,900	7,21,85,671 73,655	2,62,45,689 4,71,207	2,89,83,310 3,27,18,574	1,48,35,860 8,32,45,850	2,30,67,586 1,57,36,418	62,60,85,163 3,02,21,043

ABSTRACT TABLES  
CURRENCY NOTES—  
IMPORTS and EXPORTS

( 1082 )

No. 23A

TOTAL VALUE of the REGISTERED IMPORTS and EXPORTS of CURRENCY NOTES, in each Official Year  
from 1927-28 to 1931-32.

COUNTRIES	IMPORTS					EXPORTS				
	1927-28	1928-29	1929-30	1930-31	1931-32	1927-28	1928-29	1929-30	1930-31	1931-32
CURRENCY NOTES—										
United Kingdom	Private	..	3,01,000	..	..	..	..	..	..	..
	Govt.	4,89,203	1,320	12,590	1,177	..	..	..	..	..
Aden and Dependencies	Private	5,57,222	2,77,640	2,05,140	1,81,390	1,46,050	..	..	..	..
	Govt.	39,400	..	78,450	11,000	17,100	46,00,000	15,00,000	25,00,000	..
Bahrain Islands	..	..	..	..	2,800	..	..	..	..	..
Ceylon	..	409	3,095	150	..	..	3,14,070	5,01,294	6,54,599	2,88,060
Straits Settlements (including Labuan)	..	530	..	10	..	..	10,000	..	..	..
Federated Malay States	..	15	..	..	..	..	..	..	..	..
Anglo-Egyptian Sudan	..	..	..	..	160	..	..	..	..	..
TOTAL BRITISH EMPIRE	Private	5,58,176	2,80,785	5,06,300	1,81,390	1,46,050	3,24,070	5,01,294	6,54,599	2,88,060
	Govt.	4,78,603	1,320	91,040	12,177	17,100	46,00,000	15,00,000	25,00,000	..
Muscat Territory and Trucial Oman	Private	31,250	..	..	29,685	26,530	4,000	3,000	..	..
	Govt.	336	..	625	..	..	..	..	..	..
Other Native States in Arabia	..	17,94,515	12,43,387	4,43,590	5,45,741	2,27,959	..	..	..	..
Iraq	Private	..	..	7,76,000	7,50,000	..	..	3,50,000	5,50,000	27,41,000
	Govt.	..	..	..	..	..	2,000	..	..	..
Persia	Private	3,540	9,200	100	210	..	..	..	..	..
	Govt.	..	..	..	..	40,000	..	..	..	..
Honjam Island	..	..	..	625	..	..	..	..	..	..
Siam	..	..	5	..	..	..	..	..	..	..
Egypt	..	630	..	..	..	..	..	..	..	..
TOTAL FOREIGN COUNTRIES	Private	18,34,935	12,52,592	12,19,315	13,25,636	2,54,489	4,000	3,50,000	5,50,000	27,41,000
	Govt.	336	..	625	..	40,000	2,000	..	..	..
GRAND TOTAL	Private	23,93,111	15,33,327	17,25,615	15,07,026	4,04,399	4,000	3,27,070	8,51,294	12,04,599
	Govt.	4,78,939	1,320	91,665	12,177	17,100	46,40,000	15,02,000	25,00,000	..
Total value of Gold, Silver and Currency Notes—										
Bengal	Private	3,89,98,899	4,76,07,328	3,65,74,287	4,10,45,115	1,22,75,632	2,77,000	1,58,839	3,975	2,497
	Govt.	..	..	10,416	..	..	..	1,56,66,465	1,71,62,548	38,55,425
Bombay	Private	27,85,00,898	24,44,56,447	18,63,02,984	17,91,44,927	4,43,50,799	2,41,19,331	2,57,10,915	1,28,86,958	2,24,41,712
	Govt.	3,53,858	484	6,31,065	81,900	90,755	51,11,207	1,85,52,109	1,85,83,302	1,18,80,988
Madras	Private	15,07,255	22,47,759	42,67,418	89,60,301	13,70,775	18,55,450	17,20,150	21,05,500	11,25,035
	Govt.	..	..	..	..	..	..	2,000	..	..
Madras	..	2,68,27,603	7,71,23,351	4,77,11,409	4,09,77,844	1,39,78,408	91,909	4,00,931	5,46,367	6,92,941
Burma	Private	23,31,318	15,05,957	23,19,331	23,28,109	6,05,406	4,05,009	18,20,545	1,44,454	10,000
	Govt.	4,89,203	1,320	2,174	1,177	..	..	..	..	..
TOTAL	Private	84,81,60,468	37,29,40,842	27,76,75,929	26,85,51,296	7,25,90,070	2,62,49,659	2,93,10,880	1,56,87,164	2,42,72,185
	Govt.	7,98,061	1,804	6,43,655	83,077	90,755	51,11,207	3,42,10,574	3,57,45,860	1,57,36,413

ABSTRACT TABLES  
GOLD—IMPORTS  
(SHARE OF EACH PROVINCE)

No. 24

TOTAL VALUE of the REGISTERED IMPORTS and EXPORTS of GOLD and SILVER COIN and BULLION,  
also CURRENCY NOTES, into and from each PROVINCE of BRITISH INDIA, in the Official Year 1931-32

COUNTRIES	IMPORTS					
	BENGAL.	BOMBAY.	SIND	MADRAS	BURMA	TOTAL
	₹	₹	₹	₹	₹	₹
INDIA—						
United Kingdom . . . . .	2,745	23,04,022	81,650	..	73	24,70,300
Aden and Dependencies . . . . .	..	16,21,733	..	..	..	16,21,733
Bahrain Islands . . . . .	..	21,55,456	1,18,522	..	..	22,73,978
Ceylon . . . . .	..	..	..	51,95,067	..	51,95,067
Straits Settlements (including Labuan) . . . . .	..	1,88,352	..	29,600	65,430	2,83,382
Hongkong . . . . .	..	..	..	..	59,869	59,869
Cape of Good Hope . . . . .	..	..	..	..	67,813	67,813
Natal . . . . .	18,000	12,92,200	..	16,59,368	..	29,69,568
Zanzibar and Pemba . . . . .	..	70,604	..	..	..	70,604
Kenya Colony . . . . .	..	3,28,057	..	..	..	3,28,057
Anglo Egyptian Sudan . . . . .	..	1,14,820	..	..	..	1,14,820
Australian Commonwealth . . . . .	350	1,99,950	..	87,67,160	75,000	40,42,460
New Zealand . . . . .	..	..	..	..	..	..
Fiji Islands . . . . .	..	..	..	..	..	..
<b>TOTAL BRITISH EMPIRE</b>	<b>21,095</b>	<b>83,66,094</b>	<b>2,00,172</b>	<b>1,06,51,195</b>	<b>2,68,185</b>	<b>1,95,06,741</b>
France . . . . .	..	..	..	..	..	..
Italy . . . . .	..	..	..	..	..	..
Mascat Territory and Trucial Oman . . . . .	..	11,61,690	90,222	..	..	12,51,912
Other Native States in Arabia . . . . .	..	16,95,954	17,000	..	..	17,12,954
Iraq . . . . .	..	51,68,276	1,06,800	..	..	52,75,076
Perak . . . . .	..	..	..	..	..	..
Sumatra . . . . .	..	..	..	..	..	..
Java . . . . .	..	..	..	..	..	..
Borneo (Dutch) . . . . .	..	..	..	..	..	..
Celebes and other Islands . . . . .	..	..	..	..	..	..
China . . . . .	27,580	..	..	..	..	27,580
Japan . . . . .	..	..	..	..	..	..
Egypt . . . . .	..	..	..	..	..	..
Portuguese East Africa . . . . .	..	2,21,092	..	..	..	2,21,092
United States of America . . . . .	..	..	..	..	..	..
<b>TOTAL FOREIGN COUNTRIES</b>	<b>27,580</b>	<b>82,47,012</b>	<b>2,14,022</b>	<b>..</b>	<b>..</b>	<b>84,88,614</b>
<b>Value in ₹</b>	<b>48,675</b>	<b>1,66,13,106</b>	<b>4,14,194</b>	<b>1,06,51,195</b>	<b>2,68,185</b>	<b>2,70,06,301</b>
<b>GRAND TOTAL</b>						
<b>Quantity in ounces</b>	<b>880</b>	<b>256,327</b>	<b>7,272</b>	<b>1,918,380</b>	<b>4,241</b>	<b>450,05</b>

ABSTRACT TABLES  
GOLD—EXPORTS  
(SHARE OF EACH PROVINCE)

( 1084 )

No. 24—continued

TOTAL VALUE of the REGISTERED IMPORTS and EXPORTS of GOLD and SILVER COIN and BULLION, also CURRENCY NOTES, into and from each PROVINCE of BRITISH INDIA, in the Official Year 1931-32—continued

COUNTRIES	EXPORTS					
	BENGAL	BOMBAY	SIND	MADRAS	BURMA	TOTAL
	R	R	R	R	R	R
<b>GOLD—</b>						
United Kingdom . . . . .	..	47,25,30,119	7,40,064	55,92,349	21,78,553	48,10,59,085
Bahrain Islands . . . . .	..	2,997	..	..	..	2,997
Ceylon . . . . .	..	..	..	858	..	858
Straits Settlements (including Labuan) . . . . .	..	..	..	..	56,500	56,500
Hongkong . . . . .	..	..	..	..	16,250	16,250
Mauritius and Dependencies (including Seychelles) . . . . .	..	..	..	..	..	..
<b>TOTAL BRITISH EMPIRE . . . . .</b>	..	<b>47,25,42,116</b>	<b>7,40,064</b>	<b>55,92,707</b>	<b>22,51,303</b>	<b>48,11,35,100</b>
Netherlands . . . . .	..	3,40,41,093	..	..	9,11,041	3,49,52,134
Belgium . . . . .	..	1,70,401	..	..	..	1,70,401
France . . . . .	3,13,295	1,66,39,602	..	..	5,67,967	1,75,20,864
Java . . . . .	2,73,750	..	..	..	..	2,73,750
Japan . . . . .	1,54,219	..	..	..	..	1,54,219
United States of America . . . . .	..	7,36,18,597	..	..	..	7,36,18,597
<b>TOTAL FOREIGN COUNTRIES . . . . .</b>	<b>7,41,264</b>	<b>12,44,69,693</b>	<b>..</b>	<b>..</b>	<b>14,79,008</b>	<b>12,66,89,965</b>
<b>Value in R . . . . .</b>	<b>7,41,264</b>	<b>59,70,11,809</b>	<b>7,40,064</b>	<b>55,92,707</b>	<b>27,80,311</b>	<b>60,78,25,155</b>
<b>GRA'D TOTAL</b>						
<b>Quantity in ounces . . . . .</b>	<b>10,874</b>	<b>7,930,921</b>	<b>9,653</b>	<b>72,257</b>	<b>57,027</b>	<b>8,080,732</b>

[Continued on next page]

ABSTRACT TABLES  
SILVER—IMPORTS  
(SHARE OF EACH PROVINCE)

No. 24—continued

TOTAL VALUE of the REGISTERED IMPORTS and EXPORTS of GOLD and SILVER COIN and BULLION,  
also CURRENCY NOTES, into and from each PROVINCE of BRITISH INDIA, in the Official Year 1931-32—  
continued

COUNTRIES	IMPORTS					
	BENGAL	BOMBAY	SIND	MADRAS	BURMA	TOTAL
SILVER—	R	R	R	R	R	R
United Kingdom . . . . .	52,37,198	1,78,33,365	4,87,625	3,20,807	99	2,38,29,094
Aden and Dependencies . . . . .	..	95	..	..	..	95
		73,655	..	..	..	73,655
Bahrain Islands . . . . .	..	87,945	2,86,460	..	..	3,74,405
Maldives . . . . .	..	..	..	40	..	40
Ceylon . . . . .	..	613	..	30,06,320	..	30,06,933
Straits Settlements (including Labuan) . . . . .	..	..	..	46	3,36,018	3,36,064
Hongkong . . . . .	2,22,075	20,000	..	..	832	2,42,907
Natal . . . . .	..	..	..	..	..	..
Zanzibar and Pemba . . . . .	..	9,973	..	..	..	9,973
Kenya Colony . . . . .	..	9	..	..	..	9
Tanganyika Territory . . . . .	..	81	..	..	..	81
Anglo-Egyptian Sudan . . . . .	..	28	..	..	..	28
Natal . . . . .	..	4,79,443	..	..	..	4,79,443
Mauritius and Dependencies (including Seychelles) . . . . .	..	18,33,500	..	..	..	18,33,500
Australian Commonwealth . . . . .	48,60,234	7,05,854	..	..	..	55,66,088
New Zealand . . . . .	2,34,819	..	..	..	..	2,34,819
TOTAL BRITISH EMPIRE . . . . .	1,05,54,326	2,09,70,856	7,24,085	33,27,213	3,36,949	3,59,13,429
	..	73,655	..	..	..	73,655
Netherlands . . . . .	..	..	..	..	..	..
France . . . . .	..	..	..	..	..	..
Italy . . . . .	..	..	..	..	..	..
Austria . . . . .	..	..	..	..	..	..
Maskat Territory and Trucial Oman . . . . .	..	1,69,234	51,466	..	..	2,20,700
	..	..	..	..	..	..
Other Native States in Arabia . . . . .	..	1,06,804	65	..	..	1,06,869
Iraq . . . . .	..	14,00,000	109	..	..	14,00,109
Persia . . . . .	..	6,999	1,89,746	..	..	1,96,745
Siam . . . . .	..	5,14,995	..	..	..	5,14,995
China . . . . .	9,50,067	15	..	..	272	9,50,344
Portuguese East Africa . . . . .	..	150	..	..	..	150
United States of America . . . . .	7,17,556	41,69,410	..	..	..	48,86,966
TOTAL FOREIGN COUNTRIES . . . . .	16,67,613	63,67,607	2,41,386	..	272	82,76,878
	..	..	..	..	..	..
Value in R . . . . .	1,22,21,939	2,73,38,463	9,65,471	33,27,213	3,37,221	4,41,90,307
	..	73,655	..	..	..	73,655
Quantity in ounces . . . . .	9,981,641	20,108,424	515,384	1,641,703	128,618	22,371,768
	..	27,371	..	..	..	27,371

ABSTRACT TABLES  
SILVER—EXPORTS  
(SHARE OF EACH PROVINCE)

( 1086 )

No. 24—continued

TOTAL VALUE of the REGISTERED IMPORTS and EXPORTS of GOLD and SILVER COIN and BULLION,  
also CURRENCY NOTES, into and from each PROVINCE of BRITISH INDIA, in the Official Year 1931-32—  
continued

COUNTRIES			EXPORTS					
			BENGAL	ROMBAY	SIND	MADRAS	BURMA	TOTAL
			R	R	R	R	R	R
<b>SILVER—</b>								
United Kingdom	Private		11,43,566	21,66,258	..	..	3,47,820	36,57,644
		Govt.	1,51,95,810	1,49,92,951	..	..	..	3,01,88,761
Aden and Dependancies	Private		..	..	..	..	..	..
		Govt.	..	32,231	..	..	..	32,231
Bahrain Islands			..	5,61,000	1,82,000	..	..	7,43,000
Ceylon			..	..	..	340	..	340
Straits Settlements (including Labuan)			..	24,000	..	..	5,68,000	5,87,000
Federated Malay States			..	..	..	..	..	..
Hongkong	Private		1,413	99,40,197	..	..	1,40,000	1,00,81,610
		Govt.	..	..	..	..	..	..
Zanzibar and Pemba			..	7,00,000	..	..	..	7,00,000
Mauritius and Dependancies (including Seychelles)			..	..	..	..	..	..
Fiji Islands			..	..	..	..	..	..
TOTAL BRITISH EMPIRE	Private		11,44,979	1,33,91,455	1,82,000	340	10,50,820	1,57,69,594
		Govt.	1,51,95,810	1,50,25,232	..	..	..	3,02,21,042
Belgium	Private		..	..	..	..	..	..
	Govt.		..	..	..	..	..	..
Mascat Territory and Trucial Oman			..	2,06,400	1,79,707	..	..	4,76,107
Other Native States in Arabia			..	..	..	..	..	..
Iraq			..	12,55,680	5,50,000	..	..	18,05,680
Persia			..	..	37,100	..	..	37,100
Java			..	527	..	..	..	527
Siam			..	1,71,000	..	..	..	1,71,000
TOTAL FOREIGN COUNTRIES	Private		..	17,23,607	7,66,807	..	..	24,90,414
		Govt.	..	..	..	..	..	..
GRAND TOTAL	Value in R	Private	11,44,979	1,51,15,062	9,48,807	340	10,50,820	1,82,60,008
		Govt.	1,51,95,810	1,50,25,232	..	..	..	3,02,21,042
	Quantity in ounces	Private	787,148	11,765,000	358,227	127	619,860	13,474,371
		Govt.	17,452,948	12,618,106	..	..	..	30,066,049

[Continued on next page.]

ABSTRACT TABLES  
GOLD AND SILVER—EXPORTS  
(SHARE OF EACH PROVINCE)

No. 24—continued

*TOTAL VALUE of the REGISTERED IMPORTS and EXPORTS of GOLD and SILVER COIN and PULLION, also CURRENCY NOTES, into and from each PROVINCE of BRITISH INDIA, in the Official year 1931-32—continued*

COUNTRIES	IMPORTS					
	BENGAL	BOMBAY	SIND	MADRAS	BURMA	TOTAL
	₹	₹	₹	₹	₹	₹
<b>TOTAL OF GOLD AND SILVER—</b>						
United Kingdom . . . . .	52,30,942	2,02,23,227	5,19,275	3,20,807	172	2,63,08,484
Aden and Dependencies . . . . .	..	16,21,328	..	..	..	16,21,328
.. . . . . { Private	..	73,655	..	..	..	73,655
.. . . . . { Govt.						
Bahrain Islands . . . . .	..	22,43,401	4,04,982	..	..	26,48,383
Maldives . . . . .	..	..	..	40	..	40
Ceylon . . . . .	..	618	..	82,01,387	..	82,02,000
Straits Settlements (including Labuan) . . . . .	..	1,88,352	..	29,646	4,01,448	6,19,446
Federated Malay States . . . . .	..	..	..	..	..	..
Hongkong . . . . .	2,22,075	20,000	..	..	60,701	3,02,776
Cape of Good Hope . . . . .	..	..	..	..	67,813	67,813
Natal . . . . .	18,000	17,71,643	..	16,59,368	..	34,49,011
Zanzibar and Pemba . . . . .	..	80,577	..	..	..	80,577
Kenya Colony . . . . .	..	3,28,066	..	..	..	3,28,066
Tanganyika Territory . . . . .	..	31	..	..	..	31
Anglo-Egyptian Sudan . . . . .	..	1,14,848	..	..	..	1,14,848
Mauritius and Dependencies (including Seychelles) . . . . .	..	18,33,500	..	..	..	18,33,500
Australian Commonwealth . . . . .	48,80,584	9,05,804	..	37,67,160	75,000	96,08,548
New Zealand . . . . .	2,34,819	..	..	..	..	2,34,819
Fiji Islands . . . . .	..	..	..	..	..	..
<b>TOTAL BRITISH EMPIRE</b> . . . . .	1,05,75,421	2,98,36,950	9,24,257	1,39,78,408	6,05,134	5,64,20,170
.. . . . . { Private	..	73,655	..	..	..	73,655
.. . . . . { Govt.						
Netherlands . . . . .	..	..	..	..	..	..
France . . . . .	..	..	..	..	..	..
Italy . . . . .	..	..	..	..	..	..
Austria . . . . .	..	..	..	..	..	..
Alaska Territory and Trucial Oman . . . . .	..	13,30,924	1,41,688	..	..	14,72,612
.. . . . . { Private	..	..	..	..	..	..
.. . . . . { Govt.						
Other Native States in Arabia . . . . .	..	18,02,758	17,065	..	..	18,19,823
Iraq . . . . .	..	65,68,276	1,06,909	..	..	66,75,185
Persia . . . . .	..	6,999	1,89,745	..	..	1,96,745
Benjam Island . . . . .	..	..	..	..	..	..
Sumatra . . . . .	..	..	..	..	..	..
Java . . . . .	..	..	..	..	..	..
Siam . . . . .	..	5,14,995	..	..	..	5,14,995
Celebes and other Islands . . . . .	..	..	..	..	..	..
China (exclusive of Hongkong and Macao) . . . . .	9,77,646	15	..	..	272	9,77,933
Japan . . . . .	..	..	..	..	..	..
Portuguese East Africa . . . . .	..	2,21,242	..	..	..	2,21,242
United States of America . . . . .	7,17,558	41,69,410	..	..	..	48,86,968
<b>TOTAL FOREIGN COUNTRIES</b> . . . . .	16,95,202	1,46,14,619	4,55,408	..	272	1,67,65,501
.. . . . . { Private	..	..	..	..	..	..
.. . . . . { Govt.						
<b>GRAND TOTAL VALUE</b> . . . . .	1,22,70,623	4,89,51,569	13,79,665	1,39,78,408	6,05,406	7,21,86,671
.. . . . . { Private	..	73,655	..	..	..	73,655
.. . . . . { Govt.						

ABSTRACT TABLES  
GOLD and SILVER—EXPORTS  
(SHARE OF EACH PROVINCE)

( 1088 )

No. 24—continued

TOTAL VALUE of the REGISTERED IMPORTS and EXPORTS of GOLD and SILVER COIN and BULLION,  
also CURRENCY NOTES, into and from each PROVINCE of BRITISH INDIA, in the Official Year 1931-32—  
continued

COUNTRIES	EXPORTS					
	BENGAL	BOMBAY	SIND	MADRAS	BURMA	TOTAL
<b>OPAL OF GOLD AND SILVER—</b>	R	R	R	R	R	R
United Kingdom . . . . .	11,43,566	47,47,05,377	7,49,004	55,92,349	25,26,378	48,47,16,729
{ Private						
{ Govt.	1,51,95,810	1,49,92,951	..	..	..	3,01,88,761
Aden and Dependencies . . . . .	..	..	..	..	..	..
{ Private						
{ Govt.	..	32,231	..	..	..	32,231
Bahrain Islands . . . . .	..	5,63,997	1,82,000	..	..	7,45,997
Ceylon . . . . .	..	..	..	698	..	698
Straits Settlements (including Labuan) . . . . .	..	24,000	..	..	6,19,500	6,43,500
Federated Malay States . . . . .	..	..	..	..	..	..
Hongkong . . . . .	1,413	99,40,197	..	..	1,56,250	1,00,97,860
{ Private						
{ Govt.	..	..	..	..	..	..
Zanzibar and Pemba . . . . .	..	7,00,000	..	..	..	7,00,000
Kenya Colony . . . . .	..	..	..	..	..	..
Mauritius and Dependencies (including Seychelles) . . . . .	..	..	..	..	..	..
Fiji Islands . . . . .	..	..	..	..	..	..
<b>TOTAL BRITISH EMPIRE</b> . . . . .	11,44,979	48,59,33,571	9,31,064	55,93,047	33,02,123	49,69,04,784
{ Private						
{ Govt.	1,51,95,810	1,50,25,232	..	..	..	3,02,21,042
Netherlands . . . . .	..	3,40,41,093	..	..	9,11,041	3,49,52,134
Belgium . . . . .	..	1,70,401	..	..	..	1,70,401
France . . . . .	3,13,295	1,66,89,602	..	..	5,07,967	1,75,20,864
Mascat Territory and Trucial Oman . . . . .	..	2,96,400	1,79,707	..	..	4,76,107
Other Native States in Arabia . . . . .	..	..	..	..	..	..
Iraq . . . . .	..	12,55,680	5,50,000	..	..	18,05,680
Persia . . . . .	..	..	37,100	..	..	37,100
Java . . . . .	2,73,750	527	..	..	..	2,74,277
Siam . . . . .	..	1,71,000	..	..	..	1,71,000
Japan . . . . .	1,54,219	..	..	..	..	1,54,219
United States of America . . . . .	..	7,36,18,597	..	..	..	7,36,18,597
<b>TOTAL FOREIGN COUNTRIES</b> . . . . .	7,41,264	12,61,93,300	7,60,807	..	14,70,008	12,91,80,379
{ Private						
{ Govt.	..	..	..	..	..	..
<b>GRAND TOTAL VALUE</b> . . . . .	18,86,243	61,21,26,871	10,97,871	55,93,047	47,81,131	62,60,85,163
{ Private						
{ Govt.	1,51,95,810	1,50,25,232	..	..	..	3,02,21,042



ABSTRACT TABLES  
CURRENCY NOTES—IMPORTS and  
EXPORTS (SHARE OF EACH PROVINCE)

( 1089 )

No. 24—concluded

TOTAL VALUE of the REGISTERED IMPORTS and EXPORTS of GOLD and SILVER COIN and BULLION, also CURRENCY NOTES, into and from each PROVINCE of BRITISH INDIA, in the Official Year 1931-32—concluded

COUNTRIES		IMPORTS					
		BENGAL	BOMBAY	SIND	MADRAS	BURMA	TOTAL
CURRENCY NOTES—		R	R	R	R	R	R
United Kingdom . . . . .	Private	..	..	..	..	..	..
	Govt.	..	..	..	..	..	..
Aden and Dependencies . . . . .	Private	..	1,46,950	..	..	..	1,46,950
	Govt.	..	17,100	..	..	..	17,100
Bahrain Islands . . . . .		..	2,800	..	..	..	2,800
Anglo-Egyptian Sudan . . . . .		..	160	..	..	..	160
TOTAL BRITISH EMPIRE . . . . .	Private	..	1,49,910	..	..	..	1,49,910
	Govt.	..	17,100	..	..	..	17,100
Maskat Territory and Trucial Oman . . . . .	Private	..	26,420	110	..	..	26,530
	Govt.	..	..	..	..	..	..
Other Native States in Arabia . . . . .		5,059	2,22,900	..	..	..	2,27,959
Iraq . . . . .		..	..	..	..	..	..
Persia . . . . .		..	..	..	..	..	..
Hexham Island . . . . .		..	..	..	..	..	..
TOTAL FOREIGN COUNTRIES . . . . .	Private	5,059	2,49,320	110	..	..	2,54,489
	Govt.	..	..	..	..	..	..
GRAND TOTAL VALUE . . . . .	Private	5,059	3,99,230	110	..	..	4,04,399
	Govt.	..	17,100	..	..	..	17,100

COUNTRIES		EXPORTS					
		BENGAL	BOMBAY	SIND	MADRAS	BURMA	TOTAL
United Kingdom . . . . .	Private	..	..	..	..	..	..
	Govt.	..	..	..	..	..	..
Aden and Dependencies . . . . .	Private	..	..	..	..	..	..
	Govt.	..	..	..	..	..	..
Ceylon . . . . .		..	..	..	2,38,000	..	2,38,000
Straits Settlements (including Labuan) . . . . .		..	..	..	..	..	..
TOTAL BRITISH EMPIRE . . . . .	Private	..	..	..	2,38,000	..	2,38,000
	Govt.	..	..	..	..	..	..
Maskat Territory and Trucial Oman . . . . .		..	..	..	..	..	..
Iraq . . . . .		..	..	27,41,000	..	..	27,41,000
Egypt . . . . .		..	..	..	..	..	..
TOTAL FOREIGN COUNTRIES . . . . .	Private	..	..	27,41,000	..	..	27,41,000
	Govt.	..	..	..	..	..	..
GRAND TOTAL VALUE . . . . .	Private	..	..	27,41,000	2,38,000	..	29,79,000
	Govt.	..	..	..	..	..	..

## APPENDIX A.

## ALTERATIONS IN THE RECORD OF ARTICLES IN THE ANNUAL STATEMENT OF TRADE.

THE FOLLOWING ALTERATIONS WERE MADE IN THE STATEMENT OF THE SEA-BORNE TRADE OF BRITISH INDIA WITH THE BRITISH EMPIRE AND FOREIGN COUNTRIES FOR 1931-32.

## IMPORTS OF BRITISH AND FOREIGN MERCHANDISE.

PRIVATE MERCHANDISE—	Page	
<b>BOOTS AND SHOES—</b>		
1. Of canvas with rubber soles . . . . .	98—99	Now sub-divided into— (1) Rubber soled. (a) With canvas uppers. (b) With uppers of leather or other materials. (2) All rubber.
<b>DYEING AND TANNING SUBSTANCES—</b>		
Indigo Synthetic . . . . .	162	Now shown under "Dyes obtained from Coal tar. Quantity shown in "lbs".
<b>INSTRUMENTS, APPARATUS, AND APPLIANCES AND PARTS THEREOF—</b>		
Electrical, including telegraph and telephone apparatus not being machinery—		
Electric glow lamp . . . . .	220—222	The following revised headings have been introduced :— 1. Gas filled electric bulbs. 2. Vacuum electric bulbs. 3. Electric bulbs for automobiles. 4. Electric bulbs for torches. 5. Wireless valves.
<b>MANURES (EXCLUDING OILCAKE)</b> . . . . .	301—307	The following revised sub-heads have been introduced :— 1. Nitrogenous— (a) Nitrate of soda. (b) Sulphate of ammonia. (c) Others.  2. Potassic— (a) Muriate of Potash. (b) Others.  3. Phosphatic— (a) Superphosphate. (b) Others.  4. Compounds— (a) Ammonia phosphate. (b) Fish manures. (c) Others.
<b>METALS AND ORES—</b>		
Zinc or Spelter—		
Wrought or manufactured . . . . .	360—361	Now sub-divided into— (1) "Zinc manufactured." (2) "Other sorts."
<b>OILS—</b>		
Mineral grease including petroleum Jelly . . . . .	378	Now shown separately.

## EXPORTS OF INDIAN MERCHANDISE:

Bones for manufacturing purposes . . . . .	624	Now shown separately. The following revised heads have been introduced :— 1. Bones for manurial purposes. 2. Bone meal. 3. Fish manure. 4. Guano. 5. Horn meal. 6. Sulphate of Ammonia. 7. Other kinds.
MANURES (EXCLUDING OIL CAKE) . . . . .	718—720	

## EXPORTS OF FOREIGN MERCHANDISE.

No change.

## APPENDIX B

## CLASSIFICATION OF SUMMARIES (IMPORTS)

CLASSIFICATION, BY SECTIONS, OF THE ARTICLES SPECIFIED IN TABLE 4  
(IMPORTS—BRITISH AND FOREIGN MERCHANDISE)

Classes, Sections and Articles.

<b>I.—FOOD, DRINK AND TOBACCO—</b>		
<b>A. Fish (excluding canned fish)—</b>		
Fish, dry, unsalted.	Fishmaws and sharkfins.	Fish, other sorts.
"    "    salted.	Fish, wet, salted ( <i>ngâpi</i> ).	
<b>B. Fruits and Vegetables—</b>		
Fresh fruits and vegetables—	Fruits and vegetables: dried,	Fruits and vegetables: dried,
(a) Fresh fruits—	salted, or preserved, <i>not being</i>	salted, or preserved, <i>not being</i>
(i) Coconuts.	canned or bottled—	canned or bottled— <i>contd.</i>
(ii) Others.	(a) Almonds.	(c) Dates.
(b) Fresh vegetables of all kinds.	(b) Currants and raisins.	(d) Other sorts.
<b>C. Grain, Pulse and Flour—</b>		
Barley.	Pulse.	Wheat.
Beans (dry).	Rice in the husk.	Wheat flour in bags.
Gram.	Rice not in the husk.	Other sorts.
Jowar and bajra.	Rice flour.	
<b>D. Liquors—</b>		
Ale, beer and porter—	Spirit— <i>contd.</i>	Wines— <i>contd.</i>
(a) Ale and beer—	(c) Liqueurs.	(d) Sherry, Madeira and Marsala.
(i) In bottle.	(d) Rum.	(e) Still white wines, <i>other than</i>
(ii) In bulk.	(e) Whisky.	Sherry, Madeira and Mar-
(b) Stout and porter—	(f) Other sorts.	sala.
(i) In bottle.	Wines—	(f) Other sorts, <i>including ver-</i>
(ii) In bulk.	(a) Champagne and other spurk-	mouth and ginger wine.
Cider and other fermented	ling wines.	
liquors.	(b) Port.	
Spirit—	(c) Still red wines, <i>other than</i>	
(a) Brandy.	port.	
(b) Gin.		
<b>E. Provisions and Oilman's stores—</b>		
Bacon and hams.	Cheese ( <i>including</i> canned).	Ghi.
Biscuits and cakes.	Cocoa and chocolate.	Isinglass.
Butter ( <i>including</i> canned).	Confectionery.	Jams and jellies.
Canned and bottled provisions	Farinaceous and patent foods—	Lard.
( <i>not specified</i> elsewhere)—	(a) Farinaceous foods in bulk.	Milk, condensed and preserved
(i) Canned or bottled fruits.	(b) Milk foods for infants and	( <i>including</i> milk cream).
(ii) Tinned or canned fish.	invalids (wholly or mainly	Pickles, chutnies, sauces and condi-
(iii) Vegetable products (vege-	milk).	ments.
table ghi, vegetable fat, etc.)	(c) Other sorts.	Vinegar ( <i>excluding</i> bottled vinegar).
(iv) Others.		Other sorts of provisions.
<b>F. Spices—</b>		
Betelnuts.	Cinnamon.	Pepper.
Cardamoms.	Cloves.	Other sorts.
Cassia.	Ginger.	
Chillies.	Nutmegs.	
<b>G. Sugar—</b>		
Sugar, 23 Dutch standard and	Molasses.	Beet sugar.
above.		
Sugar, below 23 Dutch standard		
but not below 16 Dutch standard.		
Sugar, 15 Dutch standard and		
below.		

APPENDIX B—*continued*  
CLASSIFICATION OF TABLE 4—*continued*

**I.—FOOD, DRINK AND TOBACCO—*continued*.**

**H. Tea—**

Tea, black.

Tea, green.

**I. Other food and drink—**

Coffee, *other than* roasted or ground.

Hops.  
Salt.

**J. Tobacco—**

Unmanufactured.

Manufactured—

(a) Cigars.

Manufactured—*contd.*

(b) Cigarettes.

(c) Tobacco for pipes and cigarettes.

Manufactured—*concl.*

(d) Other sorts.

**II.—RAW MATERIALS AND PRODUCE AND ARTICLES MAINLY UNMANUFACTURED—**

**A. Coal—**

Coal.

**B. Other Non-metallic mining and quarry products and the like—**

Asbestos—

Raw.

Building and Engineering materials, *other than* of iron, steel, or wood—

Asphalt.

Chalk, French.

China Clay.

Graphite crucibles.

Mica—

In blocks.

In splittings.

Precious Stones and Pearls, unset—

Diamonds.

Other precious stones.

Pearls.

Stone and Marble—

Stone and marble.

Articles of stone and marble.

**C. Fodder, Bran and Pollards—**

Fodder, Bran and Pollards  
(*excluding* oil-cake).

**D. Gums, Resins and Lac—**

Gums and resins—

(a) Arabic.

(b) Benjamin.

(c) Dammer (resins).

(d) Olibanum or frankincense.

Gums and resins—*contd.*

(e) Rosin.

(f) Other sorts.

Lac—

(a) Stick and seed.

Lac—*contd.*

(b) Shell and button.

(c) Other kinds (*excluding* lac-dye).

**E. Hides and Skins, raw or undressed—**

Hides, raw.

Skins, raw.

**F. Metallic ores, and scrap iron or steel for re-manufacture—**

Ores—

(a) Copper.

(b) Iron.

Ores—*contd.*

(c) Lead.

(d) Unenumerated.

Iron or steel, old, for re-manufacture.

**G. Oils, Vegetable, Mineral and Animal—**

Animal—

(a) Fish oil.

(b) Other kinds.

Essential—

Synthetic.

Natural—

Almond

Bergamot.

Cajuputi.

Camphor.

Cloves.

Dill.

Eucalyptus.

Lavender.

Lemon.

Natural—*contd.*

Otto Rose.

Peppermint.

Other sorts.

Mineral—

(a) Fuel oils.

(b) Kerosene—

(i) In bulk.

(ii) In tins.

(c) Lubricating oils—

(i) Batching oils.

(ii) Other lubricating oils.

(d) Petroleum, dangerous, flashing below 76° F. including Petrol, Benzine and Benzol.

Mineral—*contd.*

(e) Paints, solutions and compositions, dangerous, flashing below 76° F.

(f) White oil.

(g) Other kinds.

Mineral grease including petroleum jelly.

Turkey red oil.

Vegetable, non-essential—

(a) Coconut.

(b) Groundnut.

(c) Linseed.

(d) Other sorts.



APPENDIX B—*continued*CLASSIFICATION OF TABLE 4—*continued*

## III.—ARTICLES WHOLLY OR MAINLY MANUFACTURED—

## A. Apparel—

Apparel ( <i>excluding</i> hosiery and boots and shoes)— Apparel ( <i>including</i> drapery, uniforms, accoutrements). Boots and Shoes— (a) of canvas with rubber soles	(1) Rubber soled— with canvas uppers. with uppers of leather or other materials. (2) All rubber (b) of leather; (c) of other materials.	Gold and silver thread. Hats, caps, bonnets and hatter's ware. Lametta. Second-hand clothing. Water-proofed clothing.
--	--	---

## B. Arms, Ammunition and Military Stores—

Cartridge cases— (a) Filled— (i) Shot gun cartridges, filled. (ii) Rifle and other cartridges, filled. (b) Empty. Explosives— (a) Blasting fuse. (b) Blasting gelatine.	Explosives— <i>contd.</i> (c) Dynamite. (d) Gelatine dynamite. (e) Other nitro-compound explosives. (f) Detonators. (g) Others.	Firearms, and parts thereof— Firearms. Parts of firearms. Gunpowder— (a) Black. (b) Smokeless. (c) Others. Other sorts.
--	--	--

## C. Chemicals, Drugs and Medicines—

Chemicals and chemical preparations ( <i>excluding</i> chemical manures and medicines)— (1) Acids— (a) Acetic (Pyroligneous acid). (b) Carbolic. (c) Citric. (d) Nitric. (e) Oxalic. (f) Sulphuric. (g) Tartaric. (h) Other sorts. (2) Alum. (3) Aluminous sulphates. (4) Ammonia and salts thereof— (a) Anhydrous. (b) Others. (5) Arsenic and its oxides. (6) Bleaching materials— (a) Bleaching powder (calcium hypochlorate, chloride of lime). (b) Other sorts. (7) Carbide of calcium. (8) Copperas (ferrous sulphate). (9) Copper sulphate. (10) Disinfectants— (a) Naphthalene. (b) Others. (11) Glycerine.	Chemicals and chemical preparations— <i>contd.</i> (12) Lead compounds— (a) Acetate. (b) Litharge. (c) Others. (13) Magnesium compounds— (a) Chloride. (b) Sulphate. (c) Others. (14) Potassium compounds— (a) Bichromate. (b) Chlorate. (c) Cyanide of potassium. (d) Other sorts. (15) Soda compounds— (a) Bicarbonate of soda (sodium bicarbonate). (b) Bichromate of soda. (c) Borax ( <i>including</i> boracic acid). (d) Caustic soda (sodium hydroxide). (e) Cyanide of sodium. (f) Soda sulphide. (g) Sodium carbonate (soda ash and soda crystals). (h) Sodium silicate. (i) Other sorts. (16) Sulphur (Brimstone). (17) Zinc compounds— (a) Chloride. (b) Others.	Chemicals and chemical preparations— <i>concl'd.</i> (18) Other sorts of chemicals. Drugs and medicines ( <i>excluding</i> chemicals and narcotics)— (a) Aloes. (b) Asafetida. (c) Camphor. (d) Cocaine. (e) Cod liver oil. (f) Morphia. (g) Preparations of opium and morphia. (h) Proprietary and patent medicines. (i) Quinine Salts— (i) Quinine sulphate or bisulphate. (ii) Quinine hydrochloride or dihydrochloride. (iii) Other sorts. (j) Saccharin. (k) Sarsaparilla and preparations thereof. (l) Storax, <i>including</i> liquid storax (rose melloes). (m) Other sorts of drugs and medicines. Opium. Spirit present in drugs, medicines or chemicals.
--	--	---

D. Cutlery, hardware, implements and instruments (*excluding* Electrical instruments and apparatus)—

Clocks and watches and parts thereof— (a) Clocks and time pieces. (b) Watches. (c) Parts of clocks and watches. Cutlery— (a) Pruning knives. (b) Other kinds. Electro-plated ware.	Hardware, <i>excluding</i> cutlery and electro-plated ware— (a) Agricultural implements. (b) Buckets of tinned or galvanized iron. (c) Builders' hardware, <i>such as</i> locks, hinges, door bolts, etc.	(d) Domestic hardware, <i>other than</i> enamelled ironware. (e) Enamelled ironware. (f) Gas mantles.
---	--	---

APPENDIX B—*continued*  
CLASSIFICATION OF TABLE 4—*continued*

**III.—ARTICLES WHOLLY OR MAINLY MANUFACTURED—*continued.***

<b>D. Cutlery, hardware, implements and instruments (excluding Electrical instruments and apparatus)—<i>contd.</i></b>		
Hardware, <i>excluding</i> cutlery and electro-plated ware— <i>contd.</i>	Instruments, apparatus, and appliances and parts thereof— <i>contd.</i>	Instruments, apparatus, and appliances and parts thereof— <i>concl'd.</i>
(g) Implements and tools, <i>other than</i> agricultural implements and machine tools.	(a) Musical— <i>contd.</i>	(c) Photographic— <i>contd.</i>
(h) Lamps, metal.	(ii) Pianos and Pianoplayers, complete.	(i) Cinematograph films— <i>contd.</i>
(i) Lamps, glass.	(iii) Talking machines and accessories—	films on which no picture has been impressed.
(j) Parts of lamps ( <i>other than</i> glass).	1. Talking machines.	(b) Exposed films.
(k) Safes and strong boxes of metal.	2. Records.	(ii) Photographic <i>other than</i> cinematograph films.
(l) Stoves.	3. Accessories.	(d) Scientific and philosophical.
(m) Other sorts.	(iv) Other sorts <i>including</i> parts of musical instruments.	(e) Surgical.
Instruments, apparatus, and appliances and parts thereof—	(b) Optical.	(f) Wireless apparatus.
(a) Musical—	(c) Photographic—	(g) Other kinds.
(i) Organs and Harmoniums, complete.	(i) Cinematograph films—	Telegraphs, materials for construction and accessories ( <i>excluding</i> electrical).
	(a) Raw films, <i>i.e.</i> , blank	Telephones, materials for construction and accessories ( <i>excluding</i> electrical).

**E. Dyes and Colours—**

**Dyeing and tanning substances—**

- (a) Barks for tanning.  
(b) Cochineal.  
(c) Cutch and Gambier.  
(d) Dyes obtained from coal tar—  
(i) Alizarine.  
Dry—  
Not exceeding 40%  
Over 40% but not exceeding 50%  
Over 50% but not exceeding 60%  
Over 60% but not exceeding 70%  
Over 70% but not exceeding 80%  
Over 80%  
Moist—  
Not exceeding 10%  
Over 10% but not exceeding 16%  
Over 16% but not exceeding 20%  
Over 20%

**Dyeing and tanning substances—*contd.***

- (d) Dyes obtained from coal tar—*contd.*  
(ii) Aniline.  
(iii) Indigo, synthetic.  
(iv) Others.  
(e) Myrobalan extracts.  
(f) Saffron.  
(g) Other sorts (*including* lac-dye).

**Paints and painters' materials—**

- (a) Paints and colours—  
(i) Barytes.  
(ii) Blue paint or Paris blue.  
(iii) Graphite.  
(iv) Red lead—  
(1) Genuine dry.  
(2) Reduced dry.  
(v) White lead—  
(1) Genuine dry.  
(2) Reduced dry.  
(3) Genuine moist.  
(4) Reduced moist.  
(vi) Lithophone  
(i) Dry.  
(ii) White moist.

**Paints and painters' materials—*contd.***

- (a) Paints and colours—*contd.*  
(vii) Zinc white—  
(1) Genuine dry.  
(2) Reduced dry.  
(3) Genuine moist.  
(4) Reduced moist.  
(viii) Other sorts—  
(1) White dry.  
(2) Coloured dry.  
(3) White moist.  
(4) Coloured moist.  
(b) Painters' materials (*other than* paints and colours).  
(i) Turpentine—  
(1) Genuine turpentine.  
(2) Turpentine substitute.  
(ii) Varnish.  
(1) Enamels.  
(2) Lacquers.  
(3) Other kinds.  
(iii) Other kinds.  
Spirit, denatured—  
(i) Imported direct.  
(ii) Denatured at Custom House immediately on arrival before clearance.

**F. Electrical Goods and Apparatus (*other than* Machinery)—**

**Instruments, apparatus, and appliances and parts thereof—**

- (a) Electrical (*including* telegraph and telephone apparatus, *not being* machinery)—  
i) Electric fans and parts thereof.  
(ii) Electric wires and cables—  
(a) Rubber insulated.  
(b) Insulations, *other than* rubber.  
(c) Telegraph and telephone wires and cables.  
(d) Bare copper wire (Electrolytic) *other than* telegraph and telephone wire.  
(iii) Telegraph and telephone instruments and apparatus.

**Instruments, apparatus, and appliances and parts thereof—*contd.***

- (a) Electrical (*including* telegraph and telephone apparatus, *not being* machinery)—*contd.*  
(iv) Electric lamps and parts thereof—  
Electric glow lamps.  
1. Gas filled electric bulbs.  
2. Vacuum electric bulbs.  
3. Electric bulbs for automobiles.  
4. Electric bulbs for torches.  
5. Wireless valves.  
6. Other sorts of electric lamps.  
7. Parts and accessories of electric lamps.  
(v) Batteries.  
(vi) Carbons, electric (*including* furnace electrodes).  
(vii) Accumulators (*including* parts).  
(viii) Condensers, electric.  
(ix) Electric bell apparatus

**Instruments, apparatus, and appliances and parts thereof—*concl'd.***

- (a) Electrical (*including* telegraph and telephone apparatus, *not being* machinery)—*concl'd.*  
(not telegraphic and telephonic).  
(x) Electric lighting accessories and fittings (*including* switches).  
(xi) Electrical instruments (*other than* telegraphic and telephonic)—  
(i) Meters.  
(ii) Others.  
(xii) Electro-medical apparatus (*including* X-ray apparatus).  
(xiii) Switchboards (*other than* telegraph and telephone).  
(xiv) Electrical goods and apparatus not enumerated.

APPENDIX B—*continued*CLASSIFICATION OF TABLE 4—*continued*III.—ARTICLES WHOLLY OR MAINLY MANUFACTURED—*continued.*

## G. Furniture, Cabinetware and Manufactures of Wood and Timber—

Furniture and cabinetware—	Furniture and cabinetware— <i>contd.</i>	Wood and Timber—
(a) Bedsteads.	(c) Furniture of other materials ( <i>other than bedsteads.</i> )	Manufactures of wood ( <i>other than furniture and cabinet-ware.</i> )
(b) Furniture of wood ( <i>other than bedsteads.</i> )	(d) Mouldings.	

H. Glassware and Earthenware—Earthenware and porcelain—*contd.*

Chinese and Japanese ware ( <i>including lacquered ware but excluding earthenware and porcelain.</i> )	(2) Porcelain— (a) Electrical. (b) Other kinds.	Glass and Glassware— <i>contd.</i>
Earthenware and porcelain—	Glass and Glassware—	(d) Funnels, globes and glass parts of lamps.
(1) Earthenware—	(a) Bangles.	(e) Scientific glassware.
(a) Pipes of earthenware.	(b) Beads and false pearls.	(f) Sheet and plate.
(b) Sanitary ware.	(c) Bottles and phials—	(g) Tableware ( <i>including decanters, tumblers,</i> etc.
(c) Other kinds.	(i) Soda water bottles. (ii) Others.	(h) Other glassware.

## I. Hides and skins, tanned or dressed and Leather—

Hides, tanned or dressed.	Leather manufactures ( <i>excluding boots and shoes and belting for machinery</i> )—	Leather manufactures ( <i>excluding boots and shoes and belting for machinery</i> )— <i>contd.</i>
Skins " "	(a) Bags and trunks.	(d) Roller skins.
Unwrought.	(b) Pickers.	(e) Saddlery and harness.
Leather cloth ( <i>including artificial leather.</i> )	(c) Picking bands and straps.	(f) Other sorts.

## J. Machinery of all kinds, including Belting for Machinery—

Belting for machinery—	Machinery and Millwork— <i>contd.</i>	Machinery and Millwork— <i>concl'd.</i>
(a) Of cotton.	(b) Electrical machinery of all kinds ( <i>not including instruments, apparatus, appliances and parts thereof</i> )— <i>contd.</i>	(c) Machinery ( <i>not being primemovers or electrical machinery</i> )— <i>contd.</i>
(b) Of leather.	(iv) Transformers.	(xiii) Sewing and knitting machines and parts thereof—
(c) Of other materials ( <i>including coir.</i> )	(v) Turbo-generating sets.	(a) Sewing and knitting machines.
Machinery and Millwork—	(vi) Others.	(b) Parts of sewing and knitting machines and accessories.
(a) Prime-movers ( <i>other than electrical</i> )—	(c) Machinery ( <i>not being primemovers or electrical machinery</i> )—	(xiv) Sugar machinery.
(i) Locomotives ( <i>including those for railways</i> )—	(i) Aerated water making machinery.	(xv) Tea machinery.
(a) Oil engines.	(ii) Agricultural machinery—	(xvi) Textile machinery—
(b) Parts of oil engines.	(a) Agricultural tractors and parts.	(a) Cotton—
(c) Steam engines.	(b) Ploughs and parts.	(i) Bleaching and dyeing machinery.
(d) Parts of steam engines.	(c) Others.	(ii) Printing machinery.
(e) Railway locomotive engines and tenders and parts.	(iii) Boilers.	(iii) Spinning machinery.
(f) Others.	(iv) Boot and shoe manufacturing machinery.	(iv) Weaving machinery.
(ii) Other than Locomotives—	(v) Leather tanning and curing machinery.	(v) Other sorts.
(a) Gas engines.	(vi) Metal-working machinery ( <i>including machine tools.</i> )	(b) Jute.
(b) Parts of gas engines.	(vii) Mining machinery—	(c) Shuttlers ( <i>excluding those for sewing machines.</i> )
(c) Oil engines.	(a) Coal.	(d) Wool machinery.
(d) Parts of oil engines.	(b) Other sorts.	(e) Other sorts.
(e) Steam engines.	(viii) Oil crushing and refining machinery.	(xvii) Type-writers—
(f) Parts of steam engines.	(ix) Paper mill machinery.	(a) Type-writers.
(g) Others.	(x) Refrigerating machinery.	(b) Parts and accessories.
(b) Electrical machinery of all kinds ( <i>not including instruments, apparatus, appliances and parts thereof</i> )—	(xi) Rice and flour mill machinery.	(xviii) Other sorts of machinery ( <i>excluding printing machinery.</i> )
(i) Control and switch-gear.	(xii) Saw mill and wood-working machinery.	Printing and Lithographing machinery and materials ( <i>excluding paper</i> )—
(ii) Generators, alternators and dynamos.		Printing and Lithographing presses.
(iii) Motors.		



## APPENDIX B—continued

## CLASSIFICATION OF TABLE 4—continued

## III.—ARTICLES WHOLLY OR MAINLY MANUFACTURED—continued.

## K. Metals—Iron and Steel and manufactures thereof—

Iron—	Iron or steel—	Iron or steel— <i>contd.</i>
(a) Pig.	(a) Anchors and cables.	(j) Sheets and plates— <i>contd.</i>
(b) Manufactures—	(b) Beams, channels, pillars, girders and bridgework.	(ii) Tinned—
(i) Angle and tee, bolt and rod.	(c) Bolts and nuts.	(a) Tin plates.
(ii) Bars and channels.	(d) Fencing materials ( <i>including</i> fencing wire).	(b) Other sorts.
(iii) Rice bowls.	(e) Hoops and strips.	(iii) Not galvanised or tinned—
Steel—	(f) Nails, rivets and washers ( <i>excluding</i> wire nails).	Sheets up to $\frac{1}{8}$ inch thick.
(a) Angle and tee.	(g) Pipes and fittings, cast.	Plates over $\frac{1}{8}$ inch thick.
(b) Spring.	(h) Rails, chairs, and fishplates ( <i>including</i> those for rail-ways).	Other sorts.
(c) Bars ( <i>other than</i> cast steel).	(i) Screws—	(k) Sleepers and keys of steel or iron.
(d) Cast—	(i) Wood screws.	(l) Tubes, pipes and fittings, wrought.
(i) Tool steel—	(ii) Metal thread screws.	(m) Wire nails.
(a) High speed.	(j) Sheets and plates—	(n) Wire rope—
(b) Carbon.	(i) Galvanised—	(1) Black.
(ii) Cast steel bars.	(a) Corrugated.	(2) Galvanised.
(iii) Other cast steel.	(b) Plain.	(o) Wire, <i>other than</i> fencing wire.
(e) Ingots, blooms, billets and slabs.		(p) Other manufactures of iron or steel.

## L. Metals, other than Iron and Steel and manufactures thereof—

Aluminium—	Copper—	Lead— <i>contd.</i>
(a) Unwrought (ingots, blocks and bars).	(a) Old, for re-manufacture.	(b) Wrought—
(b) Wrought—	(b) Unwrought—	(i) Sheets.
(i) Circles.	(i) Tiles, ingots, cakes, bricks and slabs.	(ii) Pipes and tubes.
(ii) Sheets.	(ii) Other sorts.	(iii) Sheets for tea chests.
(iii) Other manufactures.	(c) Wrought—	(iv) Other sorts.
Antifriction metal.	(i) Braziers.	Quicksilver.
Brass, bronze and similar alloys and manufactures thereof—	(ii) Rods.	Solder.
(a) Unwrought.	(iii) Sheets.	Tin—
(b) Wrought—	(iv) Tubes.	(a) Unwrought (blocks, ingots, bars and slabs).
(i) Mixed or yellow metal for sheathing.	(v) Wire ( <i>excluding</i> wire of telegraph and telephone).	(b) Wrought—
(ii) Brass rods.	(vi) Other manufactures.	(i) Tin foils.
(iii) Brass sheets.	Ferro alloys.	(ii) Other sorts.
(iv) Brass tubes.	German silver ( <i>including</i> nickel silver).	Zinc or Spelter—
(v) Brass wire.	Lead—	(a) Unwrought.
(vi) Brass, other sorts.	(a) Unwrought—	(b) Wrought or manufactured.
	(i) Pig.	(c) Other sorts.
	(ii) Other sorts.	Metals unenumerated.

## M. Paper, Pasteboard and Stationery—

Paper—	Paper— <i>contd.</i>	Pasteboard, millboard, and cardboard of all kinds—
(a) Packing paper.	(c) Writing paper and envelopes— <i>contd.</i>	(a) Straw boards.
(b) Printing paper—	(ii) Note and letter paper and envelopes.	(b) Other kinds.
(i) Newsprinting.	(iii) Envelopes imported separately.	(c) Manufactures of pasteboard, millboard and cardboard.
(ii) Other sorts.	(d) Old newspapers in bales and bags.	Stationery ( <i>excluding</i> paper)—
(c) Writing paper and envelopes—	(e) Other kinds of paper.	(a) Pencils ( <i>excluding</i> slate pencils).
(i) Writing paper in large sheets.	(f) Paper manufactures.	(b) Other sorts.

## N. Railway plant and rolling stock\*—

Carriages and parts thereof.	Materials for construction—	Materials for construction— <i>contd.</i>
Wagons and parts thereof.	(a) Sleepers and keys of steel or iron.	(b) Sleepers of wood.
Locomotive engines and tenders and parts thereof.		(c) Other kinds of materials.

## O. Rubber manufactures—

(a) Pneumatic motor covers.	(c) Pneumatic motor cycle covers.	(g) Solid rubber tyres for motor vehicles.
(b) Pneumatic motor tubes.	(d) Pneumatic motor cycle tubes.	(h) Other manufactures, <i>except</i> apparel, boots and shoes.
	(e) Pneumatic cycle covers.	
	(f) Pneumatic cycle tubes.	

\* Discontinued from 1928-29.

APPENDIX B—*continued*  
CLASSIFICATION OF TABLE 4—*continued*

**III.—ARTICLES WHOLLY OR MAINLY MANUFACTURED—*continued***

**P. Vehicles, excluding Locomotives, etc., for Railways—**

<p>Carriages and carts not mechanically propelled and parts thereof (<i>including</i> railway carriages, trucks, etc.)—</p> <p>(a) Carriages and carts not mechanically propelled (<i>including</i> railway carriages, trucks, etc.).</p> <p>(b) Parts of carriages and carts (<i>excluding</i> rubber tyres).</p> <p>(c) Perambulators and children's go-carts.</p> <p>(d) Parts of perambulators and children's go-carts.</p>	<p>Cycles (<i>other than</i> motor cycles) and parts thereof and accessories—</p> <p>(a) Cycles imported entire or in sections.</p> <p>(b) Parts of cycles and accessories (<i>excluding</i> rubber tyres).</p> <p>Mechanically propelled vehicles (<i>excluding</i> railway locomotives and tractors)—</p> <p>(a) Aircraft.</p> <p>(b) Parts of aircraft.</p> <p>(c) Carriages and parts for railways.</p> <p>(d) Wagons and parts for railways.</p> <p>(e) Motor cars (<i>including</i> taxicabs).</p>	<p>Mechanically propelled vehicles (<i>excluding</i> railway locomotives and tractors)—<i>contd.</i></p> <p>(f) Motor cycles (<i>including</i> scooters).</p> <p>(g) Motor omnibuses, motor vans and motor lorries—</p> <p>(i) Imported with bodies.</p> <p>(ii) Chassis.</p> <p>(h) Tram cars.</p> <p>(i) Parts of mechanically propelled vehicles and accessories, <i>other than</i> of aircraft (<i>excluding</i> rubber tyres).</p> <p>Ships, parts of.</p>
---	--	---

**Q. Cotton yarns and manufactures—**

<p>Cotton—</p> <p>Twist and yarn—</p> <p>(i) Grey (unbleached)—</p> <p style="padding-left: 2em;">Nos. 1 to 10</p> <p style="padding-left: 2em;">„ 11 to 15</p> <p style="padding-left: 2em;">„ 16 to 20</p> <p style="padding-left: 2em;">„ 21 to 25</p> <p style="padding-left: 2em;">„ 26 to 30</p> <p style="padding-left: 2em;">„ 31 to 40</p> <p style="padding-left: 2em;">„ 41 to 50</p> <p style="padding-left: 2em;">„ 51 to 60</p> <p style="padding-left: 2em;">„ 61 to 100</p> <p style="padding-left: 2em;">above No. 100</p> <p style="padding-left: 2em;">two folds (doubles).</p> <p>(ii) White (bleached)—</p> <p style="padding-left: 2em;">Nos. 1 to 20.</p> <p style="padding-left: 2em;">„ 21 to 25.</p> <p style="padding-left: 2em;">„ 26 to 30.</p> <p style="padding-left: 2em;">„ 31 to 40.</p> <p style="padding-left: 2em;">„ 41 to 50.</p> <p style="padding-left: 2em;">above No. 50.</p> <p style="padding-left: 2em;">two folds (doubles).</p> <p>(iii) Coloured—</p> <p style="padding-left: 2em;">Nos. 1 to 20</p> <p style="padding-left: 2em;">„ 21 to 25</p> <p style="padding-left: 2em;">„ 26 to 30</p> <p style="padding-left: 2em;">„ 31 to 40</p> <p style="padding-left: 2em;">„ 41 to 50</p> <p style="padding-left: 2em;">above No. 50</p> <p style="padding-left: 2em;">two folds (doubles).</p> <p>(iv) Mercerised cotton yarn—</p> <p style="padding-left: 2em;">Nos. 1 to 20.</p> <p style="padding-left: 2em;">„ 21 to 25.</p> <p style="padding-left: 2em;">„ 26 to 30.</p> <p style="padding-left: 2em;">„ 31 to 40.</p> <p style="padding-left: 2em;">„ 41 to 50.</p> <p style="padding-left: 2em;">above No. 50.</p> <p style="padding-left: 2em;">two folds (doubles).</p> <p>(v) Unspecified descriptions of twist and yarn.</p> <p>Manufactures—</p> <p>(i) Blankets.</p> <p>(ii) Canvas.</p> <p>(iii) Handkerchiefs and shawls in the piece—</p> <p style="padding-left: 2em;">(a) Handkerchiefs.</p> <p style="padding-left: 2em;">(b) Shawls.</p> <p>(iv) Hosiery—</p> <p style="padding-left: 2em;">(a) Stockings and socks.</p> <p style="padding-left: 2em;">(b) Underwear.</p> <p style="padding-left: 2em;">(c) Other sorts.</p>	<p>Cotton—<i>contd.</i></p> <p>Manufactures—<i>contd.</i></p> <p>(v) Lace and patent net.</p> <p>(vi) Piece-goods—</p> <p style="padding-left: 2em;">Grey (unbleached)—</p> <p style="padding-left: 4em;">(a) Plain grey—</p> <p style="padding-left: 6em;">Chādars.</p> <p style="padding-left: 6em;">Dhuties, sārīs and scarves.</p> <p style="padding-left: 6em;">Drills and jeans.</p> <p style="padding-left: 6em;">Flannel and flannelettes.</p> <p style="padding-left: 6em;">Jaconets (<i>including</i> madapollams, mulls and cambrics).</p> <p style="padding-left: 6em;">Longcloths and shirtings.</p> <p style="padding-left: 6em;">Printers.</p> <p style="padding-left: 6em;">Sheetings.</p> <p style="padding-left: 6em;">T. cloth and domestics.</p> <p style="padding-left: 6em;">Unspecified descriptions.</p> <p style="padding-left: 2em;">(b) Bordered grey—</p> <p style="padding-left: 4em;">Chādars.</p> <p style="padding-left: 4em;">Dhuties, sārīs and scarves.</p> <p style="padding-left: 4em;">Drills and jeans.</p> <p style="padding-left: 4em;">Flannel and flannelettes.</p> <p style="padding-left: 4em;">Jaconets (<i>including</i> madapollams, mulls and cambrics).</p> <p style="padding-left: 4em;">Longcloth and shirtings.</p> <p style="padding-left: 4em;">Printers.</p> <p style="padding-left: 4em;">Sheetings.</p> <p style="padding-left: 4em;">T. cloth and domestics.</p> <p style="padding-left: 4em;">Unspecified descriptions.</p> <p style="padding-left: 2em;">White (bleached)—</p> <p style="padding-left: 4em;">Chādars.</p> <p style="padding-left: 4em;">Checks, spots and stripes.</p> <p style="padding-left: 4em;">Dhuties, sārīs and scarves.</p> <p style="padding-left: 4em;">Drills and jeans.</p> <p style="padding-left: 4em;">Flannel and flannelettes.</p>	<p>Cotton—<i>contd.</i></p> <p>Manufactures—<i>contd.</i></p> <p>(vi) Piece-goods—<i>contd.</i></p> <p style="padding-left: 2em;">White (bleached)—<i>contd.</i></p> <p style="padding-left: 4em;">Jaconets, madapollams, cambrics and muslins.</p> <p style="padding-left: 4em;">Lawns.</p> <p style="padding-left: 4em;">Longcloth and shirtings.</p> <p style="padding-left: 4em;">Mulls.</p> <p style="padding-left: 4em;">Nainsooks.</p> <p style="padding-left: 4em;">Sheetings.</p> <p style="padding-left: 4em;">T. cloths and domestics.</p> <p style="padding-left: 4em;">Twill.</p> <p style="padding-left: 4em;">Unspecified descriptions.</p> <p style="padding-left: 2em;">Coloured, printed or dyed—</p> <p style="padding-left: 4em;">(a) Printed goods—</p> <p style="padding-left: 6em;">Cambrics (<i>including</i> madapollams, muslins, mulls and jacónets).</p> <p style="padding-left: 6em;">Chādars.</p> <p style="padding-left: 6em;">Checks, spots and stripes.</p> <p style="padding-left: 6em;">Dhuties.</p> <p style="padding-left: 6em;">Drills and jeans.</p> <p style="padding-left: 6em;">Flannel and flannelettes.</p> <p style="padding-left: 6em;">Lungis.</p> <p style="padding-left: 6em;">Prints and chintz.</p> <p style="padding-left: 6em;">Sārīs and scarves.</p> <p style="padding-left: 6em;">Sateens.</p> <p style="padding-left: 6em;">Shirtings.</p> <p style="padding-left: 6em;">Twill.</p> <p style="padding-left: 6em;">Woven lungis and sarongs.</p> <p style="padding-left: 6em;">Unspecified descriptions.</p> <p style="padding-left: 4em;">(b) Dyed goods—</p> <p style="padding-left: 6em;">Cambrics (<i>including</i> madapollams, muslins, mulls and jacónets).</p> <p style="padding-left: 6em;">Chādars.</p> <p style="padding-left: 6em;">Checks, spots and stripes.</p> <p style="padding-left: 6em;">Dhuties.</p> <p style="padding-left: 6em;">Drills and jeans.</p> <p style="padding-left: 6em;">Flannel and flannelettes.</p>
--	---	---

APPENDIX B—*continued*  
CLASSIFICATION OF TABLE 4—*continued*

<b>III.—ARTICLES WHOLLY OR MAINLY MANUFACTURED—<i>continued</i>. Cotton—<i>concl'd</i>.</b>		
<b>Q. Cotton yarns and manufactures—<i>cont'd</i>.</b>		
<p>Cotton—<i>cont'd</i>. Manufactures—<i>cont'd</i>. (vi) Piece-goods—<i>cont'd</i>. Coloured, printed or dyed—<i>concl'd</i>. (b) Dyed goods—<i>cont'd</i>. Italian cloth and sateens. Lungis. Prints and chintz. Saris and scarves. Shirtings. Twill. Woven lungis and sarongs. Unspecified descriptions. (c) Woven coloured goods—   Cambrics (<i>including</i>   madapollams, mus-   lins, mulls and jaco-   nets).</p>	<p>Cotton—<i>cont'd</i>. Manufactures—<i>cont'd</i>. (vi) Piece-goods—<i>cont'd</i>. (c) Woven coloured goods—   <i>cont'd</i>. Chadars. Checks, spots and   stripes. Coatings and trouser-   ings <i>including</i> cash-   mere, serges and   tweeds. Dhuties. Drills and jeans. Flannel and flan-   naettes. Lungis and sarongs. Prints and chintz.</p>	<p>Manufactures—<i>concl'd</i>. (vi) Piece-goods—<i>concl'd</i>. (c) Woven coloured goods—   <i>concl'd</i>. Saris and scarves. Shirtings. Twill. Velvet and velveteens. Unspecified descrip-   tions. Fents— (a) Not more than 9   yards in length. (b) Others. (vii) Rope. (viii) Thread, sewing. (ix) Towels in the piece. (x) Other sorts of manu-   factures.</p>
<b>R. Jute yarns and manufactures—</b>		
<p>Jute— (a) Twist and yarn. (b) Manufactures— (i) Canvas.</p>	<p>Jute—<i>cont'd</i>. (b) Manufactures—<i>cont'd</i>. (ii) Gunny bags. (iii) „ cloth.</p>	<p>Jute—<i>concl'd</i>. (b) Manufactures—<i>concl'd</i>. (iv) Rope and twine. (v) Other kinds.</p>
<b>S. Silk yarns and manufactures—</b>		
<p>Silk— (a) Silk, yarn, noils and   warps.</p>	<p>Silk—<i>cont'd</i>. (b) Manufactures— (i) Goods of silk mixed with   other materials. (ii) Silk piece-goods.</p>	<p>Silk—<i>concl'd</i>. (b) Manufactures—<i>concl'd</i>. (iii) Thread for sewing. (iv) Other sorts.</p>
<b>T. Woollen yarns and manufactures—</b>		
<p>Wool— (a) Yarn and knitting wool— (i) Worsted yarn for weaving. (ii) Knitting wool. (b) Manufactures— (i) Blankets and rugs   other than floor rugs.</p>	<p>Wool—<i>cont'd</i>. (b) Manufactures—<i>cont'd</i>. (ii) Braids. (iii) Carpets and floor rugs. (iv) Hosiery.</p>	<p>Wool—<i>concl'd</i>. (b) Manufactures—<i>concl'd</i>. (v) Piece-goods. (vi) Shawls. (vii) Other sorts.</p>
<b>U. Other yarns and textile fabrics—</b>		
<p>Flax— (a) Twist and yarn. (b) Manufactures— (i) Canvas. (ii) Piece-goods. (iii) Thread, sewing. (iv) Other sorts.</p>	<p>Haberdashery and Millinery— (a) Lace and embroidery. (b) Towels not in the piece. (c) Other sorts. Hemp Manufactures (<i>excluding</i>   cordage)— (a) Bags and sacks. (b) Cloth. (c) Other sorts.</p>	<p>Artificial silk— (i) Artificial silk yarn. (ii) Piece-goods of cotton and   artificial silk— (a) Piece-goods made entirely   of artificial silk. (b) Piece-goods made of cotton   and artificial silk. (iii) Other sorts. Other textiles—   Manufactured.</p>
<b>V. Miscellaneous articles wholly or mainly manufactured—</b>		
<p>Art, works of (<i>other than pic-   tures</i>). Asbestos—   Manufactures—   (a) Asbestos packing.   (b) Other manufactures. Baskets and basketware. Bobbins. Books, printed, and printed   matter (<i>not being</i> station-   ery), <i>including</i> maps and   charts. Brushes and brooms. (i) Brushes—   (a) Paint and varnish   brushes.   (b) Toilet brushes.   (c) Other brushes. (ii) Brooms.</p>	<p>Building and engineering mate-   rials <i>other than</i> of iron, steel   or wood— (1) Bricks—   (a) Bricks, <i>other than</i>   firebricks.   (b) Firebricks. (2) Cement—   (a) Portland.   (b) Other kinds. (3) Chalk and lime (<i>exclud-   ing</i> French chalk). (4) Clay. (5) Tiles. (6) Other kinds.</p>	<p>Buttons of all sorts— (a) Metal. (b) Other sorts. Candles of all kinds. Coir, manufactured (<i>excluding</i>   rope and belting). Coke. Cordage and rope of vegetable   fibre (<i>excluding</i> jute and   cotton). Cork manufactures. Fireworks. Gelatine. Glue. Hair, manufactures of (<i>other   than</i> toilet requisites).</p>

APPENDIX B—*concluded*  
CLASSIFICATION OF TABLE 4—*concluded*

**III.—ARTICLES WHOLLY OR MAINLY MANUFACTURED—*concluded*.**

**V. Miscellaneous articles wholly or mainly manufactured—*continued*.**

Ivory, manufactured.*	Printing and lithographing machinery and materials ( <i>excluding</i> paper)—	Tea-chests entire or in sections—
Jewellery ( <i>excluding</i> imitation jewellery, and precious stones and pearls unset), also plate of gold and silver—	(a) Printing type.	(a) of iron or steel or other metal.
(a) Jewellery.	(b) Printers' and lithographers' ink.	(b) of wood.
(b) Plate of gold and silver.	(c) Other materials.	Toilet requisites ( <i>not specified</i> elsewhere).
Matches—	Prints, engravings and pictures—	Toys and requisites for games and sports ( <i>including</i> fishing tackle)—
(a) Safety.	(a) Photographs and picture postcards.	(a) Toys.
(b) Other sorts.	(b) Others.	(b) Requisites for games and sports ( <i>excluding</i> firearms, etc.)—
Match making materials—	Smokers' requisites ( <i>excluding</i> tobacco).	(i) Playing cards.
(a) Undipped splints.	Soap—	(ii) Other sorts.
(b) Veneers for match boxes and empty boxes.	(a) Household and laundry soap in bars or tablets.	Umbrellas and Umbrella fittings—
Mats and Matting ( <i>except</i> coir and rubber).	(b) Toilet soap.	(a) Umbrellas, complete ( <i>including</i> parasols and sunshades).
Oil-cloth and floor-cloth.	(c) Other sorts.	(b) Umbrella fittings.
Packing-engine and boiler—of all kinds ( <i>excluding</i> asbestos).	Spirit, perfumed.	All other articles of merchandise Manufactured.
Paraffin wax.	Starch and farina—	
Perfumery ( <i>not being</i> perfumed spirit).	(a) Starch.	
Pitch and tar—	(b) Farina and Potato flour.	
(a) Coal tar and pitch.	(c) Sago flour.	
(b) Stockholm tar and pitch.	Sticks and whips.	
Polishes—		
(a) Polishes and compositions for application to leather.		
(b) Polishes and compositions for application to metals, etc.		
(c) Wood polish.		
(d) Other sorts.		

**IV.—LIVING ANIMALS—**

A. Horses.

B. Other kinds.

**V.—POSTAL ARTICLES NOT SPECIFIED—**

Postal Articles not specified.

APPENDIX B—*continued*

## CLASSIFICATION OF SUMMARIES (EXPORTS OF INDIAN MERCHANDISE)

CLASSIFICATION, BY SECTIONS OF THE ARTICLES SPECIFIED IN TABLE 5  
(EXPORTS—INDIAN MERCHANDISE)

Classes, Sections and Articles.

<b>I.—FOOD, DRINK AND TOBACCO—</b>		
<b>A. Fish (excluding canned fish)—</b>		
Fish, dry, unsalted.	Fishmaws and sharkfins.	Fish, wet, salted (ngápi).
„ salted.		
<b>B. Fruits and vegetables—</b>		
Fresh fruits and vegetables.	Fresh fruits and vegetables— <i>concl'd.</i>	Fruits and vegetables : dried, salted or preserved, all sorts.
(a) Fresh fruits—	(b) Fresh vegetables of all kinds—	
(i) Coconuts.	(i) Onions.	
(ii) Others.	(ii) Other kinds.	
<b>C. Grain, pulse and flour—</b>		
Barley.	Pulse— <i>concl'd.</i>	Rice not in the husk— <i>concl'd.</i>
Jowar and bajra.	(c) Lentils (Masur).	(c) Broken cleaned rice.
Maize.	(d) Other sorts.	(d) Other sorts.
Oats.	Paddy (rice in the husk).	Rice flour and ground rice.
Pulse—	Rice not in the husk—	Wheat.
(a) Beans.	(a) Boiled rice.	„ flour.
(b) Gram.	(b) Cleaned rice.	Other sorts.
<b>D. Liquors—</b>		
Spirit.	Other sorts of liquors.	
<b>E. Provisions and oilman's stores—(including fish and fruits and vegetables) canned or bottled.</b>		
Biche-de-mer.	Ghi.	Other sorts of provisions.
Butter.	Lard.	
Cheese.	Pickles, chutnies and condiments.	
Confectionery.		
<b>F. Spices—</b>		
Betelnuts.	Cinnamon.	Pepper.
Cardamoms.	Cloves.	Other sorts.
Chillies.	Ginger.	
<b>G. Sugar—</b>		
Sugar, 23 Dutch standard and above.	Sugar, 15 Dutch standard and below.	Molasses, including palmyra and cane jaggery.
Sugar below 23 Dutch standard but not below 16 Dutch standard.		
<b>H. Tea—</b>		
Tea, black.	Tea, green.	
<b>I. Other food and drink—</b>		
Coffee.	Salt.	
<b>J. Tobacco—</b>		
Unmanufactured.	Manufactured— <i>concl'd.</i>	
Manufactured—	(b) Cigarettes.	
(a) Cigars.	(c) Other sorts	

APPENDIX B—*continued*  
CLASSIFICATION OF TABLE 5—*continued*

<b>II.—RAW MATERIALS AND PRODUCE AND ARTICLES MAINLY UNMANUFACTURED—</b>		
<b>A. Coal—</b> Coal.		
<b>B. Other non-metallic mining and quarry products and the like—</b>		
Chalk and lime.	Monazite.	
Mica—	Precious stones and Pearls, unset.	
(a) In blocks.	Stone and Marble.	
(b) In splittings.		
<b>C. Fodder, bran and pollards (excluding oil-cake)—</b>		
Rice bran.	Other sorts of bran and pollards.	Other sorts of fodder.
<b>D. Gums, resins and lac—</b>		
Gums and resins—	Gums and resins— <i>concl'd.</i>	Lac— <i>concl'd.</i>
(a) Arabic.	(e) Other sorts.	(d) Stick.
(b) Benjamin.	Lac—	(e) Other kinds ( <i>excluding lac-</i>
(c) Olibanum or frankin- cense.	(a) Button.	dye).
(d) Rosin.	(b) Seed.	
	(c) Shell.	
<b>E. Hides and skins, raw or undressed—</b>		
Hides, raw—	Hides, raw— <i>concl'd.</i>	Skins, raw—
(a) Buffalo hides.	(c) Calf skins— <i>concl'd.</i>	(a) Goat skins.
(b) Cow "	(ii) Cow calf skins.	(b) Sheep "
(c) Calf skins—	(d) Other hides.	(c) Other "
(i) Buffalo calf skins.		Cuttings of hides and skins (raw).
<b>F. Metallic ores and scrap iron or steel for remanufacture—</b>		
Ores—	Ores— <i>cont'd.</i>	Ores— <i>concl'd.</i>
(a) Copper.	(e) Ferruginous manganese ore.	Iron or steel, old for remanu-
(b) Chromite (Chrome iron ore).	(f) Tin.	facture.
(c) Iron or steel.	(g) Wolfram.	
(d) Manganese.	(h) Unenumerated.	
<b>G. Oils—Vegetable, Mineral and Animal—</b>		
Animal.	Essential— <i>concl'd.</i>	Vegetable, non-essential— <i>concl'd.</i>
Essential—	(h) Thymol.	(b) Coconut.
(a) Cinnamon.	(i) Other sorts.	(c) Cotton seed.
(b) Citronella.	Mineral—	(d) Groundnut.
(c) Gingergrass.	(a) Petroleum dangerous flashing	(e) Linseed.
(d) Lemongrass.	below 76° F. including petrol,	(f) Mustard or rape.
(e) Palma rosa.	benzine and benzol.	(g) Sesamum (til or jinjili).
(f) Sandalwood.	(b) Kerosene.	(h) Other sorts.
(g) Rosa.	(c) Other kinds.	
	Vegetable, non-essential—	
	(a) Castor.	
<b>H. Oil cakes of all kinds—</b>		
Oil cakes—	Oil cakes— <i>cont'd.</i>	Oil cakes— <i>concl'd.</i>
(a) Castor cake.	(d) Groundnut cake.	(g) Others.
(b) Coconut cake ( <i>Punac</i> ).	(e) Linseed cake.	
(c) Cotton cake.	(f) Rape and sesamum cake.	
<b>I. Paper making materials—</b>		
Paper making materials—	Paper making materials— <i>concl'd.</i>	
(a) Rags.	(b) Other materials.	
<b>J. Rubber, raw or crude—</b> Rubber, raw or crude.		
<b>K. Seeds, including nuts for oils—</b>		
Oil-seeds—	Oil-seeds— <i>cont'd.</i>	Oil-seeds— <i>concl'd.</i>
(a) Essential—	(a) Essential— <i>concl'd.</i>	(b) Non-essential— <i>concl'd.</i>
(i) Ajama.	(ix) Sawa or dil.	(vi) Mowa or mowra.
(ii) Ajwan.	(x) Other sorts.	(vii) Mustard.
(iii) Aniseed.	(b) Non-essential—	(viii) Niger.
(iv) Coriander.	(i) Castor.	(ix) Poppy.
(v) Cummin ( <i>other than</i>	(ii) Copra or coconut	(x) Rape.
black).	kernel.	(xi) Sesamum (til or jinjili).
(vi) Cummin, black.	(iii) Cotton.	(xii) Tea.
(vii) Fennel.	(iv) Groundnuts.	(xiii) Other sorts.
(viii) Fenugreek.	(v) Linseed.	
		Other than oil-seeds.

APPENDIX B—*continued*  
CLASSIFICATION OF TABLE 5—*continued*

**II.—RAW MATERIALS AND PRODUCE AND ARTICLES MAINLY UNMANUFACTURED—*concluded***

**L. Tallow, Stearine and wax—**

Tallow and Stearine, *including* grease and animal fat. Wax of all kinds, *other than* paraffin wax (*excluding* candles).

**M. Textile materials—cotton, raw and waste—**

Cotton—  
(a) Raw.  
(b) Waste.

**N. Textile materials—jute, raw—**

Jute, raw.

**O. Textile materials—silk, raw and waste—**

Silk, raw—	Silk, raw— <i>contd.</i>
(i) Mulberry silk, <i>excluding</i> tasar and other wild silks—	(ii) Wild silk, tasar, munga, eria and others—
(a) Raw.	(a) Raw.
(b) Chasam or waste.	(b) Chasam or waste.
(c) Cocoons.	(c) Cocoons.

**P. Textile materials—wool, raw—**

Wool, raw.

**Q. Other textile materials—**

Flax, raw.	Hemp, raw. Rhea, Ramie or China-grass.	Other textiles, raw.
------------	---	----------------------

**R. Wood and timber—**

(a) Teakwood.	(c) Firewood.	(d) Sandal wood.
(b) Teak keys.		(e) Other kinds of Wood and Timber

**S. Miscellaneous—**

Bristles.	Manures ( <i>excluding</i> Oilcake)	Shells and cowries— <i>concl.</i>
Bones for manufacturing purposes.	(a) Bones—	(b) Shells—
Canes and rattans.	(i) Bones for manurial purposes.	(i) Shells (chanks, sankhli, large ornamental shells, cowras, mother-of-pearl shells and oyster shells).
Casein.	(ii) Bonemeal.	(ii) Tortoise shell ( <i>including</i> nakhla or nakh).
Coir, unmanufactured.	(b) Fish manures.	Specimens illustrative of natural science.
Coral.	(c) Fish guano.	Tea waste, for the manufacture of caffeine.
Feathers.	(d) Hornmeal.	All other articles of merchandise, unmanufactured.
Fibre for brushes and brooms.	(e) Sulphate of ammonia.	
Horns, tips and pieces of horn.	(f) Other kinds.	
Ivory, unmanufactured.	Plants, living <i>including</i> bulbs.	
Kapok	Shells and cowries—	
	(a) Cowries.	

**III.—ARTICLES WHOLLY OR MAINLY MANUFACTURED—**

**A. Apparel—**

Apparel ( <i>including</i> drapery, uniforms, accoutrements, but <i>excluding</i> hosiery and boots and shoes).	Boots and shoes.
---	------------------

**B. Arms, ammunition and military stores—**

Arms, ammunition and military stores.

APPENDIX B—*continued*CLASSIFICATION OF TABLE 5—*continued*III.—ARTICLES WHOLLY OR MAINLY MANUFACTURED—*continued*

## C. Chemicals, drugs and medicines—

Chemicals and chemical preparations ( <i>excluding</i> chemical manures and medicines)—	Drugs and medicines ( <i>excluding</i> chemicals and narcotics)—	Drugs and medicines ( <i>excluding</i> chemicals and narcotics)— <i>concl.</i>
(a) Potassium compounds—	(a) Asafoetida.	(d) Galangal.
(i) Saltpetre.	(b) Camphor.	(e) Nux-vomica (Strychnia).
(ii) Other sorts.	(c) (i) Cinchona bark.	(f) Senna.
(b) Soda compounds—	(ii) Quinine salts.	(g) Other sorts of drugs and medicines.
(i) Borax.		Opium.
(ii) Other sorts.		
(c) Other sorts of chemicals.		

D. Cutlery, hardware, implements and instruments (*excluding* electrical instruments and apparatus)—

Hardware and cutlery, <i>including</i> platedware.	Instruments, apparatus, and appliances and parts thereof—
	(a) Musical.
	(b) Other kinds.

## E. Dyes and colours—

Dyeing and tanning substances—	Dyeing, etc.— <i>concl.</i>	Paints and painters' materials—
(a) Barks for tanning.	(f) Safflower.	(a) Paints and colours—
(b) Cutch and gambier.	(g) Turmeric.	(i) Graphite.
(c) Indigo.	(h) Other sorts ( <i>including</i> lac-dye).	(ii) Other sorts.
(d) Myrobalans.		(b) Painters' materials.
(e) Myrobalan extracts.		

F. Electrical goods and apparatus (*other than* machinery)—

## G. Furniture, cabinet ware and manufactures of wood and timber—

Furniture and cabinet ware.	Manufactures of wood ( <i>other than</i> furniture and cabinet ware).
-----------------------------	---

## H. Glassware and earthenware—

Earthenware and porcelain ( <i>including</i> pipes of earthenware).	Glass and glassware.	Lacquered ware (of Indian manufacture).
---	----------------------	---

## I. Hides and skins, tanned or dressed and leather—

Hides, tanned or dressed—	Skins, tanned or dressed—	Leather Manufactures ( <i>excluding</i> boots and shoes)—
(a) Buffalo hides.	(a) Goat skins.	(i) Saddlery and harness.
(b) Cow hides.	(b) Sheep "	(ii) Leather belting.
(c) Calf skins—	(c) Other "	(iii) Bags, trunks and travelling requisites.
(i) Buffalo calf skins.	Leather—	(iv) Other sorts.
(ii) Cow calf skins.	Unwrought.	
(d) Other hides.		

J. Machinery of all kinds, *including* belting for machinery—

Machinery and millwork of all kinds.
--------------------------------------

## K. Metals—iron and steel—and manufactures thereof—

Iron or steel—	Iron or steel— <i>contd.</i>	Iron or steel— <i>concl.</i>
(i) Pig.	(ii) Manufactures— <i>contd.</i>	(ii) Manufactures— <i>concl.</i>
(ii) Manufactures—	(e) Nails, screws, rivets, and washers.	(h) Tubes, pipes and fittings wrought.
(a) Anchors and cables.	(f) Pipes and fittings, cast.	(i) Other manufactures of iron or steel.
(b) Angle, bolt, and rod.	(g) Sheets and plates ( <i>including</i> galvanised and tinned plates).	
(c) Bars and channel.		
(d) Hoops and strips.		



APPENDIX B—*continued*  
CLASSIFICATION OF TABLE 5—*continued*

**III.—ARTICLES WHOLLY OR MAINLY MANUFACTURED—*continued***

**L. Metals—other than iron and steel—and manufactures thereof—**

Brass, bronze and similar alloys and manufactures thereof—	Lead—	Zinc or spelter all sorts.
	(a) Pig.	Metals, unenumerated.
	(b) Other sorts.	
(a) Unwrought.	Tin—	
(b) Wrought.	(a) Unwrought (blocks, ingots, bars and slabs).	
Copper—	(b) Wrought, <i>including</i> plates or sheets <i>not being</i> tinned iron.	
(a) Unwrought.		
(b) Wrought (sheets and other manufactures).		
(c) Others.		
Ferro-manganese.		

**M. Paper, paste-board and stationery—**

Paper—	Paste-board, mill-board and card-board of all kinds.	Stationery ( <i>excluding</i> paper).
(a) Printing paper.		
(b) Other kinds of paper ( <i>including</i> paper manufactures).		

**N. Railway plant and rolling stock\*—**

Materials for construction ( <i>including</i> sleepers of wood).	Teak keys.	Other sorts.
--	------------	--------------

**O. Rubber manufactures—**

Rubber manufactures.

**P. Vehicles, *excluding* locomotives, etc., for railways—**

Carriages and carts.	Ships, parts of ( <i>including</i> launches and boats).	Other sorts.
Parts of carriages and carts.		

**Q. Cotton yarns and manufactures—**

Cotton—	Cotton— <i>concl.</i>	Cotton— <i>concl.</i>
(a) Twist and yarn—	(b) Manufactures—	(b) Manufactures— <i>concl.</i>
Grey Nos. 1 to 10.	(i) Canvas.	(iv) Piece-goods— <i>concl.</i>
„ „ 11 to 20.	(ii) Handkerchiefs and shawls in the piece.	White (bleached)— <i>concl.</i>
„ „ 21 to 30.	(iii) Hosiery.	T. cloth and domestics.
„ „ 31 to 40.	(iv) Piece-goods—	Shirtings.
„ above No. 40.	Grey (unbleached)—	Other sorts.
„ twofolds (doubles).	Chadars and dhutis.	Coloured, printed or dyed—
Coloured Nos. 1 to 20.	Drills and jeans.	Lungis and saris.
„ „ „ 21 to 40.	T. cloth and domestics.	Drills and jeans.
„ „ above No. 40.	Shirtings.	Other sorts.
„ twofolds (doubles).	Other sorts.	(v) Thread, sewing.
White (bleached).	White (bleached)—	(vi) Other sorts of manufactures.
Unspecified descriptions of twist and yarn.	Chadars and dhutis.	
	Drills and jeans.	

**R. Jute yarns and manufactures—**

Jute—	Jute— <i>concl.</i>
(a) Twist and yarn.	(b) Manufactures— <i>concl.</i>
(b) Manufactures—	(iii) Gunny cloth—
(i) Canvas.	(a) Sacking gunny cloth.
(ii) Gunny bags—	(b) Hessian gunny cloth.
(a) Sacking gunny bags.	(iv) Rope and twine.
(b) Hessian gunny bags.	(v) Other kinds.

**S. Silk yarns and manufactures—**

Silk—	Silk— <i>concl.</i>
(a) Goods of silk mixed with other materials.	(c) Thread for sewing.
(b) Silk piece-goods.	(d) Other sorts.

APPENDIX B—*continued*  
 CLASSIFICATION OF TABLE 5—*concluded*

III.—ARTICLES WHOLLY OR MAINLY MANUFACTURED—*concluded*

T. Woollen yarns and manufactures—

Wool— (a) Carpets and rugs.	Wool— <i>concl.</i> (b) Piece-goods. (c) Shawls.	Wool— <i>concl.</i> (d) Other sorts.
--------------------------------	--	---

U. Other yarns and textile fabrics—

Flax— (a) Manufactures. Haberdashery and millinery.	Hemp (chiefly sann)— (a) Manufactures ( <i>excluding</i> cordage). Other textiles manufactured.
---	--

V. Miscellaneous articles wholly or mainly manufactured—

Art, works of. Books, printed and printed matter ( <i>not being</i> stationery) <i>including</i> maps and charts. Building and Engineering materials other than of iron, steel or wood— (a) Bricks. (b) Tiles. (c) Other kinds. Candles of all kinds. Coke. Coir, manufactured, <i>excluding</i> rope.	Cordage and rope of vegetable fibre ( <i>excluding</i> jute and cotton). Ivory manufactured. Jadestone. Jewellery ( <i>excluding</i> imitation jewellery and precious stones and pearls unset), also plate of gold and silver— (a) Jewellery. (b) Plate of gold and silver. Mats and matting ( <i>except</i> coir and rubber).	Paraffin wax. Perfumery <i>including</i> musk (not being perfumed spirits). Printing and lithographing materials ( <i>excluding</i> paper). Soap. Toys and requisites for games and sports, <i>including</i> fishing tackle other than fire-arms. Umbrellas, <i>including</i> parasols and sunshades. All other articles of merchandise manufactured.
---	---	---

IV.—LIVING ANIMALS—

Animals, living— (a) Horses. (b) Cattle.	Animals, living— <i>concl.</i> (c) Sheep and goats. (d) Other living animals.
--	---

V.—POSTAL ARTICLES—

Postal articles.

APPENDIX B—*continued*

## CLASSIFICATION OF SUMMARIES (RE-EXPORTS)

CLASSIFICATION, BY SECTIONS, OF THE ARTICLES SPECIFIED IN TABLE 6 (RE-EXPORTS—  
BRITISH AND FOREIGN MERCHANDISE).

Classes, Sections and Articles.

<b>I.—FOOD, DRINK AND TOBACCO—</b>			
<b>A. Fish (<i>excluding</i> canned fish)—</b>			
Fish, dry, salted and unsalted.		Fishmaws and sharkfins.	
<b>B. Fruits and vegetables—</b>			
Fresh fruits and vegetables.	Fruits and vegetables : dried, salted or preserved— <i>concl'd.</i>		
Fruits and vegetables : dried, salted or preserved—	(b) Other sorts.		
(a) Dates.			
<b>C. Grain, pulse and flour—</b>			
Rice not in the husk.	Wheat.	Other sorts.	
<b>D. Liquors—</b>			
Ale, beer and porter.	Wines—	Wines— <i>concl'd.</i>	
Cider and other fermented liquors.	(a) Champagne and other sparkling wines.	(c) Sherry and other still white wines.	
Spirit—	(b) Port and other still red wines.	(d) Other sorts ( <i>including</i> vermouth and ginger wine).	
(a) Brandy.			
(b) Whisky.			
(c) Other sorts.			
<b>E. Provisions and oilman's stores—</b>			
Provisions and Oilman's stores ( <i>excluding</i> fish and fruits and vegetables), canned or bottled, <i>including</i> confectionery.			
<b>F. Spices—</b>			
Cardamoms.	Nutmegs.		
Cassia.	Other sorts.		
Cloves.			
<b>G. Sugar—</b>			
Sugar, 23 Dutch standard and above.	Sugar below 23 Dutch standard but not below 16 Dutch standard.	Sugar, 15 Dutch standard and below.	
<b>H. Tea—</b>			
Tea, black.	Tea, green.		
<b>I. Other food and drink—</b>			
Coffee.	Salt.		
<b>J. Tobacco—</b>			
Unmanufactured.	Manufactured.		
<b>II.—RAW MATERIALS AND PRODUCE AND ARTICLES MAINLY UNMANUFACTURED—</b>			
<b>A. Coal and coke.</b>			
<b>B. Other non-metallic mining and quarry products and the like—</b>			
Precious stones and pearls unset.	Stone and marble.		

APPENDIX B—*continued*  
 CLASSIFICATION OF TABLE 6—*continued*

**II.—RAW MATERIALS AND PRODUCE AND ARTICLES MAINLY UNMANUFACTURED—*continued***

**C. Fodder, bran and pollards (*excluding* oilcake)—**  
 Fodder, bran and pollards.

<b>D. Gums, resins and lac—</b> Gums and resins— (a) Arabic. (b) Benjamin.	Gums and resins— <i>contd.</i> (c) Olibanum or frankincense. (d) Rosin.	Gums and resins— <i>concl.</i> (e) Other sorts.
---	---	--

<b>E. Hides and skins, raw or undressed—</b> Hides, raw.	Skins, raw.
---	-------------

<b>F. Metallic ores and scrap iron or steel for re-manufacture—</b> Ores— (a) Lead. (b) Unenumerated.	Scrap metal for re-manufacture— Iron or steel, old for re-manu- facture.
--	--

<b>G. Oils—Vegetable, mineral and animal—</b> Animal. Essential.	Mineral— (a) Kerosene. (b) Other kinds.	Vegetable, non-essential— (a) Linseed. (b) Other sorts.
--	---	---

**H. Oilcakes of all kinds—**  
 Oilcakes.

**I. Paper making materials—**

**J. Rubber, raw or crude—**  
 Rubber, raw or crude.

**K. Seeds *including* nuts for oils—**  
 Seeds.

**L. Tallow, stearine and wax—**  
 Wax of all kinds (*excluding*  
 candles).

**M. Textile materials—**  
 Cotton, raw and waste.

**N. Textile materials—**  
 Jute, raw.

**O. Textile materials—**  
 Silk, raw and waste.

**P. Textile materials—**  
 Wool, raw and waste.

**Q. Other textile materials—**  
 Other textiles, raw.

APPENDIX B—*continued*  
CLASSIFICATION OF TABLE 6—*continued*

<b>II.—RAW MATERIALS AND PRODUCE AND ARTICLES MAINLY UNMANUFACTURED—<i>concluded</i></b>		
<b>R. Wood and timber—</b>		
Timber, <i>other than</i> railway sleepers— (a) Teak.	Timber, <i>other than</i> railway sleepers— <i>contd.</i> (b) Other timber.	Wood, ornamental.
<b>S. Miscellaneous—</b>		
Canes and rattans. Horns, tips and pieces of horn.	Ivory, unmanufactured. Shells and cowries.	Specimens illustrative of natural science. All other articles of merchandise, unmanufactured.
<b>III.—ARTICLES WHOLLY OR MAINLY MANUFACTURED—</b>		
<b>A. Apparel—</b>		
Apparel ( <i>including</i> drapery, uniforms, accoutrements, but <i>excluding</i> hosiery and boots and shoes).		Boots and shoes.
<b>B. Arms, ammunition and military stores—</b>		
Fire-arms and parts thereof.	Dynamite, and all other explosives.	Other sorts.
<b>C. Chemicals, drugs and medicines—</b>		
Chemicals and chemical preparations ( <i>excluding</i> chemical manures and medicine)— (a) Aluminous sulphates ( <i>including</i> alum). (b) Ammonia and salts thereof. (c) Arsenic and its Oxides. (d) Sulphuric acid. (e) Other sorts of chemicals.	Drugs and medicines ( <i>excluding</i> chemicals and narcotics)— (a) Asafoetida. (b) Camphor. (c) Quinine and its alkaloids.	Quinine salts— (a) Quinine sulphate or bisulphate. (b) Quinine hydrochloride or dihydrochloride. (c) Others. (d) Other sorts of drugs and medicines. Saccharine.
<b>D. Cutlery, hardware, implements and instruments (<i>excluding</i> electrical instruments and apparatus)—</b>		
Clocks and watches and parts thereof— (a) Clocks and watches. (b) Parts of clocks and watches. Cutlery. Electro-plated ware. Hardware ( <i>excluding</i> cutlery and electro-plated ware).	Instruments, apparatus and appliances and parts thereof— (a) Musical— (i) Talking machines and accessories. (ii) Other sorts.	Instruments, apparatus and appliances and parts thereof— <i>concl'd.</i> (b) Optical. (c) Photographic. (d) Other kinds.
<b>E. Dyes and colours—</b>		
Dyeing and tanning substances— (a) Cochineal. (b) Cutch and gambier. (c) Dyes obtained from coal tar— (i) Alizarine.	Dyeing and tanning substances— <i>cont'd.</i> (c) Dyes obtained from coal tar— <i>cont'd.</i> (ii) Aniline. (iii) Others.	Dyeing and tanning substances— <i>concl'd.</i> (d) Saffron. (e) Other sorts. Paints and colours.
<b>F. Electrical goods and apparatus other than machinery—</b>		
Instruments, apparatus and appliances and parts thereof— Electrical.		
<b>G. Furniture, Cabinetware and manufactures of wood and timber—</b>		
Furniture and cabinetware. Manufactures of wood (other than furniture and cabinetware).		

APPENDIX B—*continued*CLASSIFICATION OF TABLE 6—*continued*III.—ARTICLES WHOLLY OR MAINLY MANUFACTURED—*continued*

<b>H. Glassware and earthenware—</b>		
Chinese and Japanese ware (including lacquered ware, but excluding earthenware and porcelain).	Glass and glassware— (a) Beads and false pearls. (b) Bottles. (c) Sheet and plate. (d) Other glassware.	
Earthenware and porcelain (including pipes of earthenware).		
<b>I. Hides and skins, tanned or dressed and leather—</b>		
Hides, tanned or dressed. Skins, tanned or dressed.	Leather, unwrought.	Leather manufactures (excluding boots and shoes).
<b>J. Machinery of all kinds, including belting for machinery—</b>		
Machinery and mill-work— (a) Prime-movers (other than electrical)— (i) Locomotives (includ- ing those for railways).	Machinery and mill-work— <i>contd.</i> (a) Prime-movers (other than electrical)— <i>contd.</i> (ii) Others.	Machinery and mill-work— <i>concl'd.</i> (b) Electrical machinery of all kinds. (c) Other sorts of machinery.
<b>K. Metals—iron and steel—and manufactures thereof—</b>		
Iron or steel— (a) Anchors and cables. (b) Angle, bolt and rod. (c) Bars and channel. (d) Hoops and strips. (e) Nails, screws, rivets and washers.	Iron or steel— <i>cont'd.</i> (f) Pipes and fittings, cast. (g) Sheets and plates— (i) Galvanized. (ii) Tinned. (iii) Not galvanized or tinned.	Iron or steel— <i>concl'd.</i> (h) Tubes, pipes and fittings, wrought. (i) Wire. (j) Other manufactures of iron or steel.
<b>L. Metals—other than iron and steel—and manufactures thereof—</b>		
Brass, bronze and similar alloys and manufactures thereof, wrought— (a) Mixed or yellow metal for sheathing. (b) Other sorts.	Lead— (a) Unwrought— (i) Pig. (ii) Other sorts. (b) Wrought, all sorts Quicksilver.	Tin— Unwrought (blocks, ingots, bars and slabs). Zinc or spelter. Metals unenumerated.
Copper— (a) Unwrought. (b) Wrought— Sheets and other manufac- tures.		
<b>M. Paper, pasteboard and stationery—</b>		
Paper— (a) Printing paper. (b) Writing paper and envelopes.	Paper— <i>cont'd.</i> (c) Other kinds of paper (includ- ing paper manufactures)	Pasteboard, millboard and card- board of all kinds. Stationery (excluding paper).
<b>N. Railway plant and rolling-stock*—</b>		
Railway plant and rolling-stock.		
<b>O. Rubber manufactures—</b>		
Rubber— Manufactures.		
<b>P. Vehicles (excluding locomotives, etc., for railways)—</b>		
Vehicles (excluding locomotives, etc. for railways)— (a) Carriages and carts (in- cluding railway carriages), and parts thereof.	Vehicles (excluding locomotives, etc., for railways)— <i>cont'd.</i> (b) Ships, parts of (including launches and boats). (c) Other sorts.	
<b>Q. Cotton yarns and manufactures—</b>		
Cotton— (a) Twist and yarn. (b) Manufactures— (i) Canvas. (ii) Handkerchiefs and shawls in the piece. (iii) Hosiery. (iv) Lace and patent net.	Cotton— <i>cont'd.</i> (b) Manufactures— <i>cont'd.</i> (v) Piece-goods— Grey (unbleached). White (bleached). Coloured, printed or dyed. Fents of all descriptions.	Cotton— <i>concl'd.</i> (b) Manufactures— <i>concl'd.</i> (vi) Rope. (vii) Thread, sewing. (viii) Other sorts of manufac- tures.

APPENDIX B—*concluded*  
CLASSIFICATION OF TABLE 6—*concluded*

**III.—ARTICLES WHOLLY OR MAINLY MANUFACTURED—*concluded***

**R. Jute yarns and manufactures—**

Jute—  
Manufactures.

**S. Silk yarns and manufactures—**

Silk—	Silk— <i>concl'd.</i>
(a) Yarn, noils and warps.	(b) Manufactures— <i>concl'd.</i>
(b) Manufactures—	(ii) Silk piece-goods.
(i) Goods of silk mixed with other materials.	(iii) Thread for sewing.
	(iv) Other sorts.

**T. Woollen yarns and manufactures—**

Wool—		
Manufactures—		
(a) Piece-goods.	(b) Shawls.	(c) Other sorts.

**U. Other yarns and textile fabrics—**

Flax—	Haberdashery and millinery.	Other textiles, manufactured.
Manufactures—		
(a) Piece-goods.		
(b) Other sorts ( <i>including</i> bags and sacks).		

**V. Miscellaneous articles wholly or mainly manufactured—**

Art, works of ( <i>other than</i> pictures).	Jewellery ( <i>excluding</i> imitation jewellery and precious stones and pearls unset) also plate of gold and silver—	Printing and lithographing machinery and materials ( <i>excluding</i> paper).
Books, printed and printed matter ( <i>not being</i> stationery) <i>including</i> maps and charts.	(a) Jewellery.	Prints, engravings and pictures.
Building and engineering materials ( <i>other than</i> of iron, steel or wood).	(b) Plate of gold and silver.	Soap.
Candles of all kinds.	Matches.	Toys and requisites for games and sports, <i>including</i> fishing tackle ( <i>other than</i> fire-arms).
Cordage and rope of vegetable fibre ( <i>excluding</i> jute & cotton).	Mats and matting.	Umbrellas ( <i>including</i> parasols and sunshades).
Fireworks.	Oil cloth and floor cloth.	All other articles of merchandise manufactured.
Ivory, manufactured.	Perfumery ( <i>not being</i> perfumed spirits).	
	Pitch, tar and dammer.	

**IV.—LIVING ANIMALS—**

Animals, living—  
(a) Horses.  
(b) Other living animals.

**V.—POSTAL ARTICLES—**

Postal articles.





APPENDIX C—*continued*LIST OF COUNTRIES THE TRADE WITH WHICH IS SEPARATELY RECORDED—*continued*

Revised up to 31st March, 1928.

Foreign Countries— <i>continued</i>		Foreign Countries— <i>continued</i>	Foreign Countries— <i>concluded</i>
<i>Africa—</i>		<i>America—</i>	<i>America—continued</i>
Egypt		United States of America :	Brazil
North Africa	Tripoli	Via Atlantic Coast	Paraguay
	Tunis	„ Pacific Coast	Uruguay
	Algeria	West India	Argentina Republic ( <i>including</i> the Atlantic Coast of Patagonia)
	Spanish Ports in North Africa		Cuba
	Morocco		Hayti and St. Domingo
	Canary Islands		Porto Rico
West Africa	Spanish West Africa ( <i>including</i> Fernando Po)	French West Indies ( <i>including</i> St. Pierre and Miquelon)	Chile ( <i>including</i> the Pacific Coast of Patagonia)
	French West Africa	Virgin Islands of the United States	Peru
	Portuguese Guinea	Dutch West Indies	Ecuador
	Liberia	Mexico	Bolivia
	French Equatorial Africa (French Congo)	Guatemala	<i>Oceania—</i>
	Belgian Congo	Honduras (not British)	Hawaii
	Portuguese West Africa	San Salvador	Other Islands in the Pacific
East Africa	Portuguese East Africa	Nicaragua	
	Madagascar	Costa Rica	
	Reunion	Columbia	
	Italian East Africa (Somaliland and Eritrea)	Panama	
	French Somaliland	Venezuela	
Abyssinia	Dutch Guiana		
	French Guiana		

## INDEX

ARTICLES	EXPORTS						ARTICLES	EXPORTS					
	IMPORTS		INDIAN MERCHANDISE		FOREIGN MERCHANDISE			IMPORTS		INDIAN MERCHANDISE		FOREIGN MERCHANDISE	
	Abstract Tables	General Imports	Abstract Tables	General Exports	Abstract Tables	General Exports		Abstract Tables	General Imports	Abstract Tables	General Exports	Abstract Tables	General Exports
	Page	Page	Page	Page	Page	Page		Page	Page	Page	Page	Page	Page
Acetic acid . . . . .	30	114	—	—	—	—	Apparel (including drapery, uniforms, and accoutrements)	20, 54	78, 1011	57	20, 1046	69	1
Acids :							Gold and silver thread . . . . .	29	70	—	—	—	—
Acetic . . . . .	30	114	—	—	—	—	Hats, caps, bonnets, and hatter's ware . . . . .	29	60	—	—	—	—
Carbolic . . . . .	30	114	—	—	—	—	Lametta . . . . .	29	80	—	—	—	—
Citric . . . . .	30	114	—	—	—	—	Second-hand clothing . . . . .	29	81	—	—	—	—
Nitric . . . . .	31	115	—	—	—	—	Waterproofed clothing . . . . .	29	61	—	—	—	—
Oxalic . . . . .	31	115	—	—	—	—	Appliances (included with Instruments, etc.)	35	198	59	684	70	9
Sulphuric . . . . .	31	115	—	—	69	991	Arabic Gum . . . . .	—	—	57	622, 1046	—	—
Tartaric . . . . .	31	116	—	—	—	—	Arms, ammunition, and military stores :	—	—	—	—	—	—
Other sorts . . . . .	31	116	—	—	—	—	Cartridge cases :	—	—	—	—	—	—
Accoutrements (included with "Apparel, etc.")	—	—	—	—	—	—	Filled :	29	83	—	—	—	—
Aerated water making machinery . . . . .	38	284	—	—	—	—	Shot gun cartridges, filled	29	83	—	—	—	—
Agricultural implements . . . . .	35	203	—	—	—	—	Rifle and other cartridges, filled . . . . .	29	84	—	—	—	—
" tractors and parts . . . . .	38	285	—	—	—	—	Empty . . . . .	29	84	—	—	—	—
Air craft . . . . .	53	597	—	—	—	—	Explosives :	—	—	—	—	—	—
Ajama seeds . . . . .	—	—	64	771	—	—	Blasting fuse . . . . .	29	85	—	—	—	—
Ajwan . . . . .	—	—	64	771	—	—	" gelatine . . . . .	29	85	—	—	—	—
Ale, beer, and porter :	55	1021	—	—	71	929	Dynamite . . . . .	29	86	—	—	—	—
Ale and beer (in bottle) . . . . .	37	256	—	—	—	—	Gelatine dynamite . . . . .	29	86	—	—	—	70
" " " (in bulk) . . . . .	37	256	—	—	—	—	Other Nitro-compound explosives . . . . .	29	86	—	—	—	—
Stout and porter (in bottle) . . . . .	37	257	—	—	—	—	Detonators . . . . .	29	86	—	—	—	—
" " " (in bulk) . . . . .	37	257	—	—	—	—	Others	29	86	—	—	—	—
Alizarine dyes . . . . .	53	158	—	—	70	901	Firearms, and parts thereof—	29	87	—	—	—	70
Almond oil . . . . .	42	367	—	—	—	—	Firearms . . . . .	29	88	—	—	—	895, 1056
Almonds . . . . .	34	175	—	—	—	—	Parts of firearms . . . . .	29	88	—	—	—	—
Aloes . . . . .	32	147	—	—	—	—	Gunpowder, black . . . . .	29	89	—	—	—	—
Alum . . . . .	31	117	—	—	—	—	" smokeless . . . . .	29	89	—	—	—	—
Aluminous sulphates . . . . .	31	118	—	—	69	890	" others . . . . .	29	89	—	—	—	—
Aluminium :							Other sorts . . . . .	20, 54	89, 1011	—	—	69	886, 1057, 891
Unwrought (ingots, blocks, bars) . . . . .	40	311	—	—	—	—	Arsenic and its oxides . . . . .	31	120	—	—	69	—
Wrought—							Art. works of (other than pictures) . . . . .	29	91	57	622	69	887
Circles . . . . .	40	311	—	—	—	—	Articles of stone and marble	46	477	—	—	—	—
Sheets . . . . .	40	311	—	—	—	—	" Postal . . . . .	—	—	68	879	70	1008
Other manufactures . . . . .	49	312	—	—	—	—	" Postal not specified . . . . .	53	613	—	—	—	—
Ammonia and Salts thereof :							Artificial silk :						
Anhydrous . . . . .	31	118	—	—	69	890	Artificial silk yarn . . . . .	51	578	—	—	—	—
Others . . . . .	31	119	—	—	—	—	Piece goods of cotton and artificial silk . . . . .	51	580	—	—	—	—
Ammonia Phosphate	39	304	—	—	—	—	Piece goods made entirely of artificial silk . . . . .	51	579	—	—	—	—
Ammunition (included with "Arms, etc.")	—	—	—	—	—	—	Piece goods made of cotton and artificial silk . . . . .	51	579	—	—	—	—
Anchors and cables of iron or steel . . . . .	41, 55	333, 1027	61	725	72	942	Other sorts . . . . .	51	581	—	—	—	—
Angle and tee, bolt and rod of iron . . . . .	41, 55	326, 1025	—	—	—	—	Assectida . . . . .	32	148	58	640	69	808
" " " " of steel . . . . .	41	328	—	—	—	—	Asbestos, raw . . . . .	2	91	—	—	—	—
Anhydrous ammonia . . . . .	31	118	—	—	—	—	" manufactures—	29	91	—	—	—	—
Aniline dyes . . . . .	83	160	—	—	70	902	Asbestos packing . . . . .	29	91	—	—	—	—
Animal fat (included with "Tallow and stearine").	—	—	—	—	—	—	Other manufactures . . . . .	29	92	—	—	—	—
Animal oils :							Asphalt . . . . .	30	104	—	—	—	—
Fish oil . . . . .	42	267	—	—	—	—	Automobile lighting lamps . . . . .	36	228	—	—	—	—
Other kinds . . . . .	43	367	62	733	73	954	Bacon and hams . . . . .	44	423	—	—	—	—
Animals, living :							Bags, gunny, of jute . . . . .	51	565	60	843	—	—
Cattle (excepting sheep and goats) . . . . .	—	—	57	618	—	—	" and sacks of hemp . . . . .	51	562	—	—	—	—
Horses . . . . .	29	77	57	618	09	688	" and trunks of leather . . . . .	37	250	61	718	—	—
Sheep and goats . . . . .	—	—	57	619	—	—	Bajra; Jowar and— . . . . .	34	192	59	665	—	—
Other kinds . . . . .	29	77	57	619	60	883	Rangles, glass . . . . .	34	185	—	—	—	—
Aniseed . . . . .	—	—	64	771	—	—	Barks for tanning . . . . .	33	166	58	644	—	—
Apparatus (included with Instruments, etc.).	—	—	—	—	—	—	Bars and channels (iron) . . . . .	41, 55	327, 1025	—	—	—	—
							" " " (iron or steel) . . . . .	—	—	61	726	73	943
							Bars of steel . . . . .	41, 55	329, 1026	—	—	—	—
							Barley . . . . .	34	191	59	664, 1047	—	—

## INDEX—continued

ARTICLES	IMPORTS		EXPORTS				ARTICLES	IMPORTS		EXPORTS			
	Abstract Tables	General Imports	INDIAN MERCHANDISE		FOREIGN MERCHANDISE			Abstract Tables	General Imports	INDIAN MERCHANDISE		FOREIGN MERCHANDISE	
			Abstract Tables	General Exports	Abstract Tables	General Exports				Abstract Tables	General Exports	Abstract Tables	General Exports
	Page	Page	Page	Page	Page	Page	Page	Page	Page	Page	Page	Page	
Bars, blocks, Ingots,— (aluminium) . . . . .	40	311	—	—	—	—	Boots and shoes—contd.	Page	Page	Page	Page	Page	Page
Barytes . . . . .	43	384	—	—	—	—	All leather . . . . .	30	93	—	—	—	—
Baskets and basketware . . . . .	29	93	—	—	—	—	of other materials . . . . .	30	100	—	—	—	—
Batteries . . . . .	36	225	—	—	—	—	Boot and shoe manufactur- ing machinery . . . . .	38	287	—	—	—	—
Beads and false pearls . . . . .	34	185	—	—	70	911	Borax . . . . .	32	130	57	632	—	—
Beams, channels, pillars, girders, and bridgework of iron or steel . . . . .	41	334	—	—	—	—	Bottled fruits, Canned or—	44	430	—	—	—	—
Beans . . . . .	34	191	59	667	—	—	Bottles, glass . . . . .	54	1017	—	—	70	912
Bêche-de-mer . . . . .	—	—	63	763	—	—	„ soda water . . . . .	34	186	—	—	—	—
Bedsteads . . . . .	34	180	—	—	—	—	Boxes, Sals and strong— of metal . . . . .	35	209	—	—	—	—
Beer, Ale, —, and porter . . . . .	37, 55	256, 1021	—	—	71	629	Braids, woollen . . . . .	51	573	—	—	—	—
Beet Sugar . . . . .	46	480	—	—	—	—	Bras, Fodder, — and pol- lards . . . . .	33	172	58	655	—	—
Beltng for machinery :							Brandy . . . . .	37	259	—	—	71	930
of cotton . . . . .	29	93	—	—	—	—	Brass (for details see under "Metals").						
of leather . . . . .	29	94	—	—	—	—	Braziers (copper) . . . . .	40	321	—	—	—	—
of other materials (in- cluding coil) . . . . .	29	94	—	—	—	—	Bricks, Tiles, ingots, cakes, and —, of unwrought copper . . . . .	40, 55	320, 1024	—	—	72	941, 1061
Benjamin Gum— . . . . .	35	199	59	684	70	916	Bricks (not of copper) . . . . .	30, 54	105, 1019	57	625	—	—
Benzine, Benzol, Petrol, and other motor spirits . . . . .	43	374	62	743	—	—	Bridgework, Beams, pillars, girders, and —, of iron or steel . . . . .	41	334	—	—	—	—
Benzol . . . . .	43	374	62	743	—	—	Bridgework (Railway materials) . . . . .	45	445	—	—	—	—
Bergamot oil . . . . .	42	367	—	—	—	—	Bristles . . . . .	—	—	58	625	—	—
Betelnuts . . . . .	46	467	65	791	—	—	Bristles and fibre for brushes and brooms . . . . .	30	101	—	—	—	—
Bicarbonate of soda . . . . .	32	130	—	—	—	—	British dollars . . . . .	—	—	—	—	1080	—
Bichromate of potassium . . . . .	31	127	—	—	—	—	Bronze—see Brass under "Metals."						
" soda . . . . .	32	130	—	—	—	—	Brushes and Brooms :						
Billets and slabs, Ingots, Blooms, — (steel) . . . . .	41	332	—	—	—	—	Brushes :						
Blacuits and cakes . . . . .	44	423	—	—	—	—	Paint and varnish brushes . . . . .	30	102	—	—	—	—
Black gunpowder . . . . .	29	89	—	—	—	—	Toilet brushes . . . . .	30	102	—	—	—	—
Blankets (cotton) . . . . .	48	503	—	—	—	—	Other brushes . . . . .	30	103	—	—	—	—
Blankets and rugs other than floor rugs (wool) . . . . .	51	572	—	—	—	—	Brooms . . . . .	30	103	—	—	—	—
Blasting fuse . . . . .	29	85	—	—	—	—	Buckets of tinned or galvan- ised iron . . . . .	35	203	—	—	—	—
" gelatine . . . . .	29	85	—	—	—	—	Builders' hardware, such as locks, hinges, etc. . . . .	35	204	—	—	—	—
Bleaching powder . . . . .	31	120	—	—	—	—	Building and engineering materials: other than of iron, steel, or wood. . . . .	—	—	—	1047	69	889, 1057
Bleaching and dyeing machi- nery (cotton) . . . . .	39	293	—	—	—	—	Asphalt . . . . .	30	104	—	—	—	—
Block tin, unwrought . . . . .	42, 55	357, 1031	62	732	73	951	Bricks . . . . .	54	1013	57	625	—	—
Blocks, Mica: In— . . . . .	42	365	62	737	—	—	Bricks, other than fire- bricks . . . . .	30	105	—	—	—	—
Blocks, bars, Ingots (alumi- num) . . . . .	40	311	—	—	—	—	Firebricks . . . . .	30, 54	105, 1013	—	—	—	—
Blooms, Ingots, —, billets, and slabs (steel) . . . . .	41	332	—	—	—	—	Other bricks . . . . .	54	1013	—	—	—	—
Boards, Straw— . . . . .	44	411	—	—	—	—	Cement . . . . .	54	1013	—	—	—	—
Bobbins . . . . .	30	96	—	—	—	—	" Portland . . . . .	30	106	—	—	—	—
Bollers (machinery) . . . . .	38	236	—	—	—	—	" other kinds . . . . .	30	107	—	—	—	—
Bolt, Angle and tee —, and rod (iron) . . . . .	41, 55	323, 1025	—	—	—	—	Chalk and lime, excluding French chalk . . . . .	30	108	57	625	—	—
" and nuts of iron or steel	41	334	—	—	—	—	Clay . . . . .	30	108	—	—	—	—
Bones for manurial purposes . . . . .	—	—	61	718	—	—	Tiles . . . . .	30, 54	108, 1013	57	626	—	—
Bones for manufacturing purposes . . . . .	—	—	57	624	—	—	Other kinds . . . . .	30, 54	109, 1014	57	627	—	—
Bonemeal . . . . .	—	—	61	718	—	—	Buffalo hides, raw . . . . .	—	—	59	633	—	—
Bonnets, Hats, caps, —, and hatter's ware . . . . .	29	80	—	—	—	—	" tanned or dressed . . . . .	—	—	60	705	—	—
Books, printed, and printed matter (not being station- ery) including maps and charts . . . . .	30, 54	96, 1013	57	623, 1046	69	887	Bulbs (lamp, electric)—						
Socks and shoes . . . . .	54	1013	57	624, 1047	69	888	Gas filled electric bulbs . . . . .	36	221	—	—	—	—
Rubber soled—							Vacuum electric bulbs . . . . .	36	221	—	—	—	—
With canvas uppers . . . . .	30	93	—	—	—	—	Electric bulbs for automot- biles . . . . .	36	222	—	—	—	—
With uppers of leather or other materials . . . . .	30	99	—	—	—	—	Electric bulbs for torches . . . . .	36	222	—	—	—	—
All Rubber . . . . .	30	99	—	—	—	—	Wireless valves . . . . .	36	222	—	—	—	—
							Bullion . . . . .	1077, 1080	—	—	—	1077, 1080	—
							Butter . . . . .	44	429	63	763	—	—
							Buttons, lac . . . . .	37	244	60	701	—	—
							Buttons of all sorts :						
							Metal . . . . .	30	110	—	—	—	—
							Other sorts . . . . .	30	111	—	—	—	—

## INDEX—continued

ARTICLES	IMPORTS		EXPORTS				ARTICLES	IMPORTS		EXPORTS				
	Abstract Tables	General Imports	INDIAN MERCHANDISE		FOREIGN MERCHANDISE			Abstract Tables	General Imports	INDIAN MERCHANDISE		FOREIGN MERCHANDISE		
			Abstract Tables	General Exports	Abstract Tables	General Exports				Abstract Tables	General Exports			
												Abstract Tables	General Exports	Abstract Tables
Page	Page	Page	Page	Page	Page	Page	Page	Page	Page	Page	Page			
Cabinetware, Furniture and— (see details under "Furniture and Cabinetware")														
Cables, Anchors, and—of iron or steel . . . . .	41, 55	333, 1027	61	725	72	942				57	618			
Cables, Electric wires and— (see details under "Instruments, Electrical")														
Cajuputi oil . . . . .	42	368	—	—	—	—								
Cakes, Biscuits and— . . . . .	44	423	—	—	—	—								
Cakes, Tiles, Ingots,— bricks, and slabs of un- wrought copper . . . . .	40, 55	320, 1024	—	—	—	—								
Calcium carbide . . . . .	31	121	—	—	—	—								
Calf skins, raw . . . . .	—	—	59	689	—	—								
"    dressed . . . . .	—	—	60	707	—	—								
Cambrics (grey and white) (including with "Jaconets," etc.)														
"    including Madapollams, Muslins, Mulls, and Jaconets (coloured, printed, or dyed)	56	1039	—	—	—	—								
Camphor . . . . .	33	148	58	640	69	868								
Camphor oil . . . . .	42	368	—	—	—	—								
Candles of all kinds . . . . .	30	112	57	628	60	389								
Canes and rattans . . . . .	30	113	57	629	69	890								
Canned or bottled fruits . . . . .	44	430	—	—	—	—								
Canvas :														
Cotton . . . . .	48	503	65	816	74	979								
Flax . . . . .	50, 56	554, 1040	—	—	—	—								
Jute . . . . .	51	561	66	839	—	—								
Caps, Hats, —, bonnets and hatter's ware . . . . .	29	80	—	—	—	—								
Carbide of calcium . . . . .	31	121	—	—	—	—								
Carbolic acid . . . . .	30	114	—	—	—	—								
Carbon, electric . . . . .	36	226	—	—	—	—								
"    tool steel . . . . .	41	331	—	—	—	—								
Cardamoms . . . . .	46	467	65	791	74	968								
Cardboard, Pasteboard, millboard, and —, of all kinds . . . . .	56	1033	63	758	73	960								
Cards, Playing— . . . . .	52	588	—	—	—	—								
Carpets and rugs, woollen . . . . .	—	—	67	860	—	—								
Carpets and floor rugs, woollen . . . . .	61	573	—	—	—	—								
Carriages and carts not mechanically propelled and parts thereof (including railway carriages, trucks, etc.) (for details see under "Vehicles, etc.")														
Carg. Motor— . . . . .	58	598	—	—	—	—								
Cartridge cases :														
Filled . . . . .	29	83	—	—	—	—								
Shot gun cartridges, filled	29	83	—	—	—	—								
Rifle and other cartridges, filled . . . . .	29	83	—	—	—	—								
Empty . . . . .	29	84	—	—	—	—								
Carts, Carriages and — not mechanically propelled and parts thereof (including railway carriages, trucks, etc.), and parts thereof (for details see under "Vehicles, etc.")														
Caseln . . . . .	—	—	57	630	—	—								
Cassia (spices) . . . . .	46	467	—	—	74	968								
Cast steel :														
Cast steel bars . . . . .	41	381	—	—	—	—								
Tool steel, Carbon . . . . .	41	331	—	—	—	—								
"    High speed . . . . .	41	330	—	—	—	—								
Castor cake . . . . .	—	—	63	752	—	—								
"    oil . . . . .	—	—	62	741	—	—								
"    seeds . . . . .	—	—	64	777	—	—								
Cattle (excepting sheep and goats) . . . . .	—	—	—	—	—	—				57	618	—	—	—
Caustic soda . . . . .	32	131	—	—	—	—				—	—	—	—	—
Cement :														
Portland . . . . .	30	106	—	—	—	—				—	—	—	—	—
Other kinds . . . . .	30	107	—	—	—	—				—	—	—	—	—
Chadars :														
Grey . . . . .	49	503, 513	66	818	—	—				—	—	—	—	—
White . . . . .	49	515	66	822	—	—				—	—	—	—	—
Coloured, printed, or dyed	49	523	—	—	—	—				—	—	—	—	—
Chairs and fishplates of steel or iron. Rails — (including those for rail- ways) . . . . .	41, 55	339, 1028	—	—	—	—				—	—	—	—	—
Chalk and lime (excluding French Chalk) . . . . .	30	108	57	625	—	—				—	—	—	—	—
Chalk, French . . . . .	30	113	—	—	—	—				—	—	—	—	—
Champagne and other sparkling wines . . . . .	38	267	—	—	—	—				—	—	72	932	—
Channels, Bars and—of iron	41, 55	327, 1025	—	—	—	—				—	—	—	—	—
"    Bars and—of steel	41, 55	320, 1026	—	—	—	—				—	—	—	—	—
"    Bars and — of (iron or steel) . . . . .	—	—	61	726	72	943				—	—	—	—	—
Charts (included with "Books and printed matters") . . . . .	—	—	—	—	—	—				—	—	—	—	—
Chasam or waste, silk . . . . .	—	—	67	855	—	—				—	—	—	—	—
Checks, spots, and stripes of cotton cloth, white (bleached) . . . . .	49	516	—	—	—	—				—	—	—	—	—
"    (coloured, printed, or dyed) . . . . .	49	523	—	—	—	—				—	—	—	—	—
Cheese (including canned) . . . . .	44	433	63	763	—	—				—	—	—	—	—
Chemicals and chemical pre- parations, etc.														
Acids :														
Acetic . . . . .	30	114	—	—	—	—				—	—	—	—	—
Carbolic . . . . .	30	114	—	—	—	—				—	—	—	—	—
Citric . . . . .	30	114	—	—	—	—				—	—	—	—	—
Nitric . . . . .	31	115	—	—	—	—				—	—	—	—	—
Oxalic . . . . .	31	115	—	—	—	—				—	—	—	—	—
Sulphuric . . . . .	31	115	—	—	—	—				—	—	69	891	—
Tartaric . . . . .	31	116	—	—	—	—				—	—	—	—	—
Other sorts . . . . .	31	116	—	—	—	—				—	—	—	—	—
Alum . . . . .	31	117	—	—	—	—				—	—	—	—	—
Aluminous sulphates . . . . .	31	118	—	—	—	—				—	—	69	890	—
Ammonia and salts thereof :										—	—	69	890	—
Anhydrous . . . . .	31	118	—	—	—	—				—	—	—	—	—
Others . . . . .	31	119	—	—	—	—				—	—	—	—	—
Arsenic and its oxides . . . . .	31	120	—	—	—	—				—	—	69	891	—
Bleaching materials :										—	—	—	—	—
Bleaching powder (cal- cium hypochlorate, chloride of lime) . . . . .	31	120	—	—	—	—				—	—	—	—	—
Other sorts . . . . .	31	120	—	—	—	—				—	—	—	—	—
Carbide of calcium . . . . .	31	121	—	—	—	—				—	—	—	—	—
Copperas (ferrous sulphate)	31	121	—	—	—	—				—	—	—	—	—
Copper sulphate . . . . .	31	122	—	—	—	—				—	—	—	—	—
Disinfectants :										—	—	—	—	—
Naphthalene . . . . .	31	122	—	—	—	—				—	—	—	—	—
Others . . . . .	31	123	—	—	—	—				—	—	—	—	—
Glycerine . . . . .	31	124	—	—	—	—				—	—	—	—	—
Lead compounds :										—	—	—	—	—
Acetate . . . . .	31	124	—	—	—	—				—	—	—	—	—
Litharge . . . . .	31	125	—	—	—	—				—	—	—	—	—
Others . . . . .	31	125	—	—	—	—				—	—	—	—	—

## INDEX—continued

ARTICLES	IMPORTS		EXPORTS				ARTICLES	IMPORTS		EXPORTS			
	Abstract Tables	General Imports	INDIAN MERCHANDISE		FOREIGN MERCHANDISE			Abstract Tables	General Imports	INDIAN MERCHANDISE		FOREIGN MERCHANDISE	
			Abstract Tables	General Exports	Abstract Tables	General Exports				Abstract Tables	General Exports	Abstract Tables	General Exports
	Page	Page	Page	Page	Page	Page	Page	Page	Page	Page	Page	Page	
Chemicals, etc.—contd.													
Magnesium compounds :													
Chloride . . . . .	31	125	—	—	—	—	32	140	58	634	—	—	
Sulphate . . . . .	31	126	—	—	—	—	32	141	58	635	69	895	
Others . . . . .	31	126	—	—	—	—							
Potassium compounds :													
Bichromate . . . . .	31	127	—	—	—	—	39	288	—	—	—	—	
Chlorate . . . . .	31	127	—	—	—	—	50	539	—	—	—	—	
Cyanide of potassium . . . . .	31	128	—	—	—	—			—	—	70	901	
Saltpetre (potassium nitrate) . . . . .	—	—	57	631	—	—			—	—	—	—	
Other sorts . . . . .	31	128	57	631	—	—			—	—	—	—	
Soda compounds :													
Bicarbonate of soda . . . . .	32	130	—	—	—	—			—	—	—	—	
Bichromate of soda . . . . .	32	130	—	—	—	—			—	—	—	—	
Borax (including boracic acid) . . . . .	32	130	57	632	—	—			—	—	—	—	
Caustic soda . . . . .	32	131	—	—	—	—			—	—	—	—	
Cyanide of sodium . . . . .	32	131	—	—	—	—			—	—	—	—	
Soda sulphide . . . . .	32	132	—	—	—	—			—	—	—	—	
Sodium carbonate (soda ash and soda crystals) . . . . .	32	132	—	—	—	—			—	—	—	—	
Sodium silicate . . . . .	32	132	—	—	—	—			—	—	—	—	
Soda, other sorts . . . . .	32	133	57	632	—	—			—	—	—	—	
Sulphur (Brimstone) . . . . .	32	134	—	—	—	—			—	—	—	—	
Zinc compounds :													
Chloride . . . . .	32	134	—	—	—	—			—	—	—	—	
Others . . . . .	32	134	—	—	—	—			—	—	—	—	
Other sorts of chemicals . . . . .	32	135	57	632, 1058, 792	69	891			—	—	—	—	
Ohilles . . . . .	46	468	65	—	—	—			—	—	—	—	
China clay . . . . .	32	137	—	—	—	—			—	—	—	—	
Chinese and Japanese-ware (including lacquered-ware, but excluding earthenware and porcelain) . . . . .	32	137	—	—	69	893			—	—	—	—	
Chintz, Prints and coloured . . . . .	49	526	—	—	—	—			—	—	—	—	
Chlorate, Potassium . . . . .	31	127	—	—	—	—			—	—	—	—	
Chocolate, Cocoa and . . . . .	44	433	—	—	—	—			—	—	—	—	
Chromite (chrome iron ore) . . . . .	—	—	61	723	—	—			—	—	—	—	
Chutnies, Pickles, —, sauces, and condiments . . . . .	45	440	—	—	—	—			—	—	—	—	
Chutnies, Pickles, —, and condiments . . . . .	—	—	63	705	—	—			—	—	—	—	
Cider and other fermented liquors . . . . .	37	258	—	—	71	930			—	—	—	—	
Cigarettes . . . . .	52	584	68	867	—	—			—	—	—	—	
Cigars . . . . .	52	583	68	866	—	—			—	—	—	—	
Cinchona bark . . . . .	54	1015	58	640	—	—			—	—	—	—	
Cinematograph films . . . . .	36	236	—	—	—	—			—	—	—	—	
Cinnamon (spices) . . . . .	46	468	65	793	—	—			—	—	—	—	
" oil . . . . .	—	—	62	741	—	—			—	—	—	—	
Circles (aluminium) . . . . .	40	311	—	—	—	—			—	—	—	—	
Citric acid . . . . .	30	114	—	—	—	—			—	—	—	—	
Citronella . . . . .	—	—	62	740	—	—			—	—	—	—	
Clay . . . . .	30	108	—	—	—	—			—	—	—	—	
Clocks and watches and parts thereof :													
Clocks and time-pieces . . . . .	32	133	—	—	69	891			—	—	—	—	
Watches . . . . .	32	133	—	—	—	—			—	—	—	—	
Parts of clocks and watches . . . . .	32	139	—	—	69	894			—	—	—	—	
Cloth, gunny (Jute) . . . . .	51	564	67	848	—	—			—	—	—	—	
" hemp . . . . .	51	561	—	—	—	—			—	—	—	—	
Cloves (spices) . . . . .	46	468	65	793	74	968			—	—	—	—	
Clove Oil . . . . .	42	368	—	—	—	—			—	—	—	—	
Coal and Coke :													
Coal . . . . .	32	140	—	—	—	—			—	—	—	—	
Coke . . . . .	32	141	—	—	—	—			—	—	—	—	
Coal-mining machinery . . . . .	39	288	—	—	—	—			—	—	—	—	
Coatings and Trouserings . . . . .	50	539	—	—	—	—			—	—	—	—	
Coal-tar dyes (for details see under "Dyeing and Tanning substances") . . . . .			—	—	—	—			—	—	—	—	
Cocaine . . . . .	33	149	—	—	—	—			—	—	—	—	
Cochineal . . . . .	33	157	—	—	—	—			—	—	70	901	
Cocoa and chocolate . . . . .	44	433	—	—	—	—			—	—	—	—	
Coconuts . . . . .	34	173	59	657	—	—			—	—	—	—	
Coconut cake . . . . .	—	—	63	752	—	—			—	—	—	—	
" kernel or copra . . . . .	45	456	64	778	—	—			—	—	—	—	
" oil . . . . .	43	379	62	745	—	—			—	—	—	—	
Cocoons . . . . .	—	—	67	855	—	—			—	—	—	—	
Codliver oil . . . . .	33	150	—	—	—	—			—	—	—	—	
Coffee, other than roasted or ground . . . . .	32	142	58	636	69	896			—	—	—	—	
Coin . . . . .	1077, 1080	—	—	—	—	—			—	—	1077, 1080	—	
Coin, manufactured (excluding rope and belting) . . . . .	32	143	58	687	—	—			—	—	—	—	
" unmanufactured . . . . .	32	143	58	637	—	—			—	—	—	—	
Coke . . . . .	32, 54	141, 1014	58	635	—	—			—	—	—	—	
Colours, Paints and — . . . . .	—	—	—	—	73	957			—	—	—	—	
Compositions, Paints, solutions, and — . . . . .	43	375	—	—	—	—			—	—	—	—	
Composition, Polishes and — for application to leather . . . . .	44	418	—	—	—	—			—	—	—	—	
" to metals . . . . .	44	419	—	—	—	—			—	—	—	—	
Condensed and preserved, including milk Cream, Milk, — . . . . .	45	439	—	—	—	—			—	—	—	—	
Condiments, Pickles, chutnies, sauces, and — . . . . .	45	440	—	—	—	—			—	—	—	—	
Condiments, Pickles, chutnies, and — . . . . .	—	—	63	765	—	—			—	—	—	—	
Confectionery . . . . .	44	434	63	764	—	—			—	—	—	—	
Control and switch gear . . . . .	38	280	—	—	—	—			—	—	—	—	
Copper (for details see under "Metals") . . . . .			—	—	—	—			—	—	—	—	
Copperas . . . . .	31	121	—	—	—	—			—	—	—	—	
Copra, Coconut kernel or — . . . . .	45	456	64	778	—	—			—	—	—	—	
Coral . . . . .	32	144	58	638	—	—			—	—	—	—	
Cordage and rope of vegetable fibre (excluding jute and cotton) . . . . .	32	144	58	639	69	896			—	—	—	—	
Coriander seed . . . . .	—	—	64	772	—	—			—	—	—	—	
Cork manufactures . . . . .	32	145	—	—	—	—			—	—	—	—	
Cotton cake . . . . .	—	—	63	753	—	—			—	—	—	—	
Cotton—(Textile) machinery :													
Cotton bleaching and dyeing machinery . . . . .	39	293	—	—	—	—			—	—	—	—	
Cotton printing machinery . . . . .	39	293	—	—	—	—			—	—	—	—	
Cotton spinning machinery . . . . .	39	294	—	—	—	—			—	—	—	—	
Cotton weaving machinery . . . . .	39	294	—	—	—	—			—	—	—	—	
Cotton :													
Raw . . . . .	47	438	65	806	74	978			—	—	—	—	
Waste . . . . .	47	438	65	807	—	—			—	—	—	—	
Twist and yarn . . . . .	48, 56	489, 503, 1038	65	808-816	74	978, 1063			—	—	—	—	
Manufactures—													
Blankets . . . . .	48	503	—	—	—	—			—	—	—	—	
Canvas . . . . .	48	503	65	816	74	979			—	—	—	—	
Handkerchiefs and shawls in the piece :													
Handkerchiefs . . . . .	48	504	65	817	74	979			—	—	—	—	
Shawls . . . . .	48	504	—	—	—	—			—	—	—	—	

## INDEX—continued

ARTICLES	EXPORTS						ARTICLES	EXPORTS					
	IMPORTS		INDIAN MERCHANDISE		FOREIGN MERCHANDISE			IMPORTS		INDIAN MERCHANDISE		FOREIGN MERCHANDISE	
	Abstract Tables	General Imports	Abstract Tables	General Exports	Abstract Tables	General Exports		Abstract Tables	General Imports	Abstract Tables	General Exports	Abstract Tables	General Exports
	Page	Page	Page	Page	Page	Page		Page	Page	Page	Page	Page	Page
Cotton—continued							Cotton—continued						
Manufactures—contd.							Manufactures—contd.						
Hosiery :	50	1038	65	817			Piece goods—contd.						
Stockings and socks . . .	48	505	—	—	74	980	White (bleached)—contd.	49	519	—	—	—	—
Underwear . . . . .	48	506	—	—			Nainsocks . . . . .	49	520	—	—	—	—
Other sorts . . . . .	48	507	—	—			Sheetings . . . . .	49	520	—	—	—	—
Lace and patent net . . .	48	508	—	—	74	981	T. cloth and Domestic tics . . . . .	49	520	66	823	74	981
Piecegoods—							Twills . . . . .	49	520	—	—	—	—
Grey (unbleached)—							Unspecified descrip- tions . . . . .	49	521	66	824	—	—
Plain grey :							Coloured, printed, or dyed :						
Chádars . . . . .	48	508	—	—	—	—	Printed goods :						
Dhutis, Sárís, and Scarves	48	509	—	—	—	—	Cambrics, including Madapollams, Muslins, Mulls, and Jaconets .	49	523	—	—	—	—
Drills and Jeans . . . .	48	509	—	—	—	—	Chádars . . . . .	49	523	—	—	—	—
Flannel and flannelettes	48	509	—	—	—	—	Checks, Spots, and Stripes	49	523	—	—	—	—
Jaconets, including Ma- dapollams, Mulls, and Cambrics . . . . .	48	510	—	—	—	—	Dhutis . . . . .	49	524	—	—	—	—
Longcloth and Shirtings	48	510	—	—	—	—	Drills and Jeans . . . .	49	524	—	—	—	—
Printers . . . . .	48	510	—	—	—	—	Flannel and flannelettes	49	525	—	—	—	—
Sheetings . . . . .	48	511	—	—	—	—	Lungis . . . . .	49	525	—	—	—	—
T. cloth and Domestic.	48	511	—	—	—	—	Prints and Chintz . . . .	49	526	—	—	—	—
Unspecified descriptions	48	511	—	—	—	—	Sárís and Scarves . . . .	49	526	—	—	—	—
Bordered grey :							Sateens . . . . .	49	527	—	—	—	—
Chádars . . . . .	49	513	—	—	—	—	Shirtings . . . . .	49	527	—	—	—	—
Dhutis, Sárís, and Scarves	49	513	—	—	—	—	Twills . . . . .	49	527	—	—	—	—
Drills and Jeans . . . .	49	513	—	—	—	—	Woven lungis and Sarongs . . . . .	49	528	—	—	—	—
Flannel and flannelettes	49	513	—	—	—	—	Unspecified descriptions	49	528	—	—	—	—
Jaconets, including Madapollams, Mulls, and Cambrics . . . . .	49	513	—	—	—	—	Dyed goods :						
Longcloth and Shirtings	49	513	—	—	—	—	Cambrics, including Madapollams, Muslins, Mulls, and Jaconets .	49	529	—	—	—	—
Printers . . . . .	49	514	—	—	—	—	Chádars . . . . .	49	530	—	—	—	—
Sheetings . . . . .	49	514	—	—	—	—	Checks, Spots, and Stripes	49	530	—	—	—	—
T. cloth and Domestic.	49	514	—	—	—	—	Dhutis . . . . .	49	531	—	—	—	—
Unspecified descriptions	49	514	—	—	—	—	Drills and Jeans . . . .	50	531	—	—	—	—
Grey (unbleached) :							Flannel and flannelettes	50	532	—	—	—	—
Chádars . . . . .			66	818			Italian cloth and Sateens	50	532	—	—	—	—
Drills and Jeans . . . .			66	819			Lungis . . . . .	50	533	—	—	—	—
Longcloth and Shirting- ings . . . . .	56	1089	66	820	74	981	Prints and Chintz . . . .	50	533	—	—	—	—
T. cloth and Domestic.			66	819			Sárís and Scarves . . . .	50	533	—	—	—	—
Unspecified descrip- tions . . . . .			66	820			Shirtings . . . . .	50	534	—	—	—	—
White (bleached) :							Twills . . . . .	50	534	—	—	—	—
Chádars . . . . .	49	515	66	822			Woven lungis and Sarongs . . . . .	50	535	—	—	—	—
Checks, Spots, and Stripes . . . . .	49	516	—	—			Unspecified descriptions	50	535	—	—	—	—
Dhutis, Sárís, and Scarves . . . . .	49	516	—	—			Woven coloured goods :						
Drills and Jeans . . . .	49	516	66	822			Cambrics, including Madapollams, Muslins, Mulls, and Jaconets .	50	537	—	—	—	—
Flannel and flanne- ettes . . . . .	49	517	—	—	74	982	Chádars . . . . .	50	538	—	—	—	—
Jaconets, Madapol- lams, Mulls, Cam- brics, and Muslins . . .	49	517	—	—			Checks, Spots, and Stripes	50	538	—	—	—	—
Lawns . . . . .	49	518	—	—			Coatings and Trouserings including Cashmeres, Berges and Tweeds . .	50	539	—	—	—	—
Longcloth and Shirting- ings . . . . .	49	518	66	823			Dhutis . . . . .	50	539	—	—	—	—
Mulls . . . . .	49	519	—	—			Drills and Jeans . . . .	50	540	—	—	—	—
							Flannel and flannelettes	50	540	—	—	—	—
							Lungis and Sarongs . . .	50	541	—	—	—	—
							Prints and Chintz . . . .	50	541	—	—	—	—
							Sárís and Scarves . . . .	50	542	—	—	—	—
							Shirtings . . . . .	50	542	—	—	—	—
							Twills . . . . .	50	543	—	—	—	—
							Velvet and Velveteens .	50	543	—	—	—	—
							Unspecified descriptions	50	543	—	—	—	—
							Coloured, printed, or dyed (total) :						
							Cambrics, includ- ing Madapollams, Muslins, Mulls, and Jaconets . . . . .	56	1089	—	—	—	—

INDEX—continued

ARTICLES	IMPORTS		EXPORTS				ARTICLES	IMPORTS		EXPORTS				
	Abstract Tables	General Imports	INDIAN MERCHANDISE		FOREIGN MERCHANDISE			Abstract Tables	General Imports	INDIAN MERCHANDISE		FOREIGN MERCHANDISE		
			Abstract Tables	General Exports	Abstract Tables	General Exports				Abstract Tables	General Exports	Abstract Tables	General Exports	
	Page	Page	Page	Page	Page	Page	Page	Page	Page	Page	Page	Page		
Cotton—concluded														
Manufactures—concl'd.														
Place goods—concl'd.														
Coloured, printed or dyed (total)—concl'd.														
Lungs and Saris	50, 56	545, 1039	66	826	75	983	Drapery (included with "Apparel, etc.")							
Drills and Jeans			66	826										
Unspecified descriptions			66	827										
Fents of all descriptions	50	548	—	—	75	984	Drills and Jeans :							
" not more than 9 yds. in length.	50	547	—	—	—	—	Grey	49	509	66	819	—	—	
" Others	50	547	—	—	—	—	White	49	516	66	822	—	—	
Rope	50	549	—	—	75	986	Coloured	49	524	—	—	—	—	
Thread, sewing	50	550	66	831	75	986	Drugs and Medicines :							
Towels in the piece	50	550	—	—	—	—	Aloes	32	147	—	—	—	—	
Other sorts of manufactures	50, 56	551, 1039	66	832, 1052	75	987, 1063	Asafetida	32	148	58	640	69	898	
Cotton, seeds	—	—	64	779	—	—	Camphor	33	148	58	640	69	898	
" seed oil	—	—	62	755	—	—	Cinchona bark	54	1015	58	640	—	—	
Countries (see Trade with Countries).							Cocaine	33	149	—	—	—	—	
Cow hides, raw	—	—	59	688	—	—	Cod liver oil	33	150	—	—	—	—	
Cow hides, tanned or dressed	—	—	60	706	—	—	Galangal	—	—	58	640	—	—	
Cowries	46	461	64	789	—	—	Morphia	33	150	—	—	—	—	
" Shells and — (for details see under "Shells and Cowries").							Preparations of Opium and Morphia	33	150	—	—	—	—	
Crushed (Bones)	—	—	61	717	—	—	Nux vomica (Strychnia)	—	—	58	641	—	—	
Cummin seeds	—	—	64	773	—	—	Proprietary and patent medicines	33	151	—	—	—	—	
" (black)	—	—	64	774	—	—	Quinine and its alkaloids							
Currants and raisins	34	176	—	—	—	—	" salts :			58	641	—	—	
Currency notes	1082, 1039	—	1082, 1039	—	—	—	" sulphate or bi-sulphate	33, 54	152, 1015	—	—	69	899	
Cutch and gambler	33	157	58	644	70	901	" hydrochloride or dihydrochloride	33, 54	152, 1015	—	—	69	899	
Cutlery :							" Others	33, 54	153, 1011	—	—	69	899	
Pruning knives	32	145	—	—	69	897	Sarsaparilla and preparations thereof	33	151	—	—	—	—	
Other kinds	32	146	—	—			Saccharine	33	153	—	—	69	899	
Cuttings of hides and skins, raw	—	—	60	696	—	—	Senna	—	—	58	641	—	—	
Cyanide of potassium	31	128	—	—	—	—	Storax, including liquid storax (rose melloes)	33	154	—	—	—	—	
Cycles (other than motor cycles) :							Other sorts of drugs and medicines	33, 54	154, 1016	58	642	69	899, 1058	
" imported entire or in sections	53	595	—	—	—	—	Medicines and Narcotics	54	1016	—	1047	—	—	
" motor	53	600	—	—	—	—	Dyeing and Tanning substances :							
Parts of cycles and accessories (excluding rubber-tires).	53	596	—	—	—	—	Barks for tanning	33	156	58	644	—	—	
Dammer	35	199	—	—	—	—	Cochineal	33	157	—	—	70	901	
Dangerous drugs (for details see under "Opium and other dangerous drugs")	—	1067	—	1074	—	1072	Cutch and Gambler	33	157	58	644	70	901	
Dangerous petroleum flashing below 70° F.—Benzine, Benzol, Petrol, and other motor spirit	43	374	62	743	—	—	Dyes obtained from coal tar :							
Dates	34	176	—	—	70	903	Alizarine	33	158-160	—	—	70	901	
Deal and pinewood	58	607	—	—	—	—	Aniline	33	161	—	—	70	902	
Denatured spirit	37	264	—	—	—	—	Indigo synthetic	33	161-162	—	—	—	—	
Dhulis, coloured	49	527	—	—	—	—	Others	33	161	—	—	70	902	
" Saris and Scarves :							Indigo	—	—	58	645	—	—	
Grey	48	509	—	—	—	—	Myrobalans	—	—	58	646	—	—	
White	49	516	—	—	—	—	" extracts	33	163	58	647	—	—	
Diamonds	44	421	—	—	—	—	Safflower	—	—	58	647	—	—	
Dill oil	42	368	—	—	—	—	Saffron	33	163	—	—	70	902	
Dill seed. Sava or—	—	—	64	775	—	—	Turmeric	—	—	58	647	—	—	
Disinfectants :							Other sorts, including lac-dye	33	163	58	648	70	903	
Naphthalene	31	122	—	—	—	—	Dynamite	29	85	—	—	70	872	
Others	31	123	—	—	—	—	Earthenware and porcelain :	—	—	58	650	70	904	
Dollars, British	—	—	—	—	1080	—	Earthenware :							
" Straits	—	—	—	—	1080	—	Pipes of earthenware	33	165	54 } 1016	—	—	—	
Domestic hardware, other than enamelled ironware	35	205	—	—	—	—	Sanitary ware	33	165		—	—	—	—
							Other kinds	33	165		—	—	—	—

## INDEX—continued

ARTICLES	EXPORTS						ARTICLES	EXPORTS					
	IMPORTS		INDIAN MERCHANDISE		FOREIGN MERCHANDISE			IMPORTS		INDIAN MERCHANDISE		FOREIGN MERCHANDISE	
	Abstract Tables	General Imports	Abstract Tables	General Exports	Abstract Tables	General Exports		Abstract Tables	General Imports	Abstract Tables	General Exports	Abstract Tables	General Exports
	Page	Page	Page	Page	Page	Page	Page	Page	Page	Page	Page	Page	
Earthenware, etc.—contd.							Fittings Tubes and—wrought (iron or steel)	41	347	61	728	72	941
Porcelain :							Flannel and flannelettes :						
Electrical . . . . .	33, 54	167, 1017	—	—	—	—	Grey . . . . .	47	509	—	—	—	—
Other kinds . . . . .	33, 54	167, 1017	—	—	—	—	White . . . . .	49	517	—	—	—	—
Electric carbon . . . . .	36	226	—	—	—	—	Coloured . . . . .	49	525	—	—	—	—
Electrical instruments (for details see under "Instruments, apparatus and appliances")							Flash lights, including torch lights, pocket lamps, etc.	36	223	—	—	—	—
" machinery (for details see under "Machinery and millwork")							Flax :						
Electroplated ware . . . . .	33	168	—	—	70	905	Raw . . . . .	50	553	66	834	—	—
Enamelled ironware . . . . .	35	205	—	—	—	—	Twist and yarn . . . . .	50, 56	553	—	—	—	—
Engines and Boiler Packing—	43	384	—	—	—	—	Manufactures—						
Engines Gas—(other than locomotives)	33	276	—	—	—	—	Canvas . . . . .	50, 56	554, 1040				
" Oil—(locomotives)	33	273	—	—	—	—	Piece goods . . . . .	50, 56	554, 1040	66	835, 1052	75	989
" Oil—(other than locomotives)	33	277	—	—	—	—	Thread, sewing . . . . .	50	555	—	—	—	—
" Steam—(locomotives)	33	274	—	—	—	—	Other sorts . . . . .	50, 56	555, 1040	—	—	75	989, 106
" Steam—(other than locomotives)	33, 55	278, 1022	—	—	—	—	Floor-cloth. Oil-cloth and—	43	383	—	—	73	957
Engravings—See "Prints, engravings and pictures"							Flour mill machinery. Rice and—	39	201	—	—	—	—
Envelopes imported separately	43	406	—	—	—	—	Flour, rice . . . . .	34	195	59	679	—	—
Envelopes. Writing-paper and—	56	1033	—	—	73	959	" wheat . . . . .	34	195	59	680	—	—
Essential oils . . . . .	42	367	62	739	73	954	Fodder. Bran, and Pollards (excluding oilcake)	33	172	—	—	—	—
" seeds (for details see under "Seeds")							Rice bran . . . . .	—	—	58	655	—	—
Eucalyptus oil . . . . .	42	369	—	—	—	—	Other sorts of bran and pollards	—	—	58	655	—	—
Fans. Electric—and parts thereof . . . . .	35	216	—	—	—	—	Other sorts of fodder	—	—	58	656	—	—
Farina and potato flour . . . . .	46	471	—	—	—	—	Foods. Farinaceous—	44	435	—	—	—	—
Farinaceous foods . . . . .	44	435	—	—	—	—	Frankincense. Oilbanum or—	35	200	59	684	70	917
Feathers . . . . .	—	—	58	651	—	—	French chalk . . . . .	30	113	—	—	—	—
Fennel seed . . . . .	—	—	64	774	—	—	Fruits and Vegetables :						
Fennugreek seed . . . . .	—	—	64	774	—	—	Fresh Fruits :						
Fermented liquors. Cider and other—	37	258	—	—	71	930	Coconuts . . . . .	34	173	59	657	—	—
Ferts of all descriptions . . . . .	50	543	—	—	75	984	Other sorts . . . . .	34	173	59	657	—	—
" not more than 9 yds. in length . . . . .	50	547	—	—	—	—	Fresh vegetables of all kinds . . . . .	34	174	—	—	70	907
" others . . . . .	50	547	—	—	—	—	Onions . . . . .	—	—	59	658	—	—
Ferro-manganese ore . . . . .	—	—	61	724	—	—	Others . . . . .	—	—	59	659	—	—
Ferruginous ore . . . . .	—	—	62	731	—	—	Fruits and Vegetables : dried, salted, etc.—						
Fibre, for brushes and brooms	—	—	58	651	—	—	Almonds . . . . .	34	175	—	—	—	—
Films. Cinematograph—	36	286	—	—	—	—	Currants and raisins . . . . .	34	176	59	660	70	908
Firearms . . . . .	29, 54	87, 1011	—	—	70	885, 1056	Dates . . . . .	34	176	—	—	70	908
Firebricks . . . . .	30, 54	105, 1013	—	—	—	—	Other sorts . . . . .	34	177	—	—	—	—
Firewood . . . . .	33	609	68	875	—	—	Fuel oils . . . . .	42	371	—	—	—	—
Fireworks . . . . .	33	169	—	—	70	2906	Funnels, globes, and glass parts of lamps	34	187	—	—	—	—
Fish (excluding canned fish):							Furniture and cabinetware :						
" dry, salted . . . . .	33	170	58	652	70	906	Bedsteads . . . . .	34	180	—	—	—	—
" unsalted . . . . .	33	170	58	652	—	—	Furniture of wood (other than bedsteads)	34	181	—	—	—	—
" wet, salted (gnaps) . . . . .	33	171	58	653	—	—	Furniture of other materials (other than bedsteads)	34	182	59	662	70	910
" other sorts . . . . .	33	171	—	—	—	—	Mouldings . . . . .	34	183	—	—	—	—
" oil . . . . .	42	366	—	—	—	—	Fuse, blasting . . . . .	29	85	—	—	—	—
Fishmaws and sharkfins . . . . .	33	171	58	653	70	907	Galangal . . . . .	—	—	58	640	—	—
Fishing rods and lines (included with "Sticks and whips")	—	—	61	719	—	—	Galvanised (iron or steel). Sheets and plates—	41, 55	841, 1028	61	728	72	945
Fish guano . . . . .	39	305	—	—	—	—	Gambler. Cutch and—	33	157	58	644	69	901
Fish manures . . . . .	—	—	—	—	—	—	Games. Toys and requisites for—and sports . . . . .	52	588	68	869	76	1002
Fishplates, Balls, chairs and—(iron or steel) including those for railways	41, 55	339, 1023	—	—	—	—	Gas engines . . . . .	28	278	—	—	—	—
Fittings. Umbrella—	62	591	—	—	—	—	Gelatine . . . . .	34	184	—	—	—	—
" Pipes and—cast (iron and steel)	41	338	61	723	72	945							



INDEX—continued

ARTICLES	IMPORTS		EXPORTS				ARTICLES	IMPORTS		EXPORTS			
	Abstract Tables	General Imports	INDIAN MERCHANDISE		FOREIGN MERCHANDISE			Abstract Tables	General Imports	INDIAN MERCHANDISE		FOREIGN MERCHANDISE	
			Abstract Tables	General Exports	Abstract Tables	General Exports				Abstract Tables	General Exports	Abstract Tables	General Exports
	Page	Page	Page	Page	Page	Page	Page	Page	Page	Page	Page	Page	Page
Gelatine dynamite . . . . .	29	86	—	—	—	—	Groundnut seeds . . . . .	45	457	64	779	—	—
Generators . . . . .	38	230	—	—	—	—	Guano, Fish manure and —	—	—	61	719	—	—
German-silver . . . . .	41	325	—	—	—	—	Gums and Resins : —	—	—	—	—	—	—
Ghi . . . . .	44	437	63	764	—	—	Arabic . . . . .	35	198	59	684	70	916
Gin . . . . .	37	260	—	—	—	—	Benjamin . . . . .	35	199	59	684	70	916
Ginger . . . . .	46	469	65	793	—	—	Dammer (Resins) . . . . .	35	199	—	—	—	—
Gingergrass oil . . . . .	—	—	62	740	—	—	Olibanum or frankincense	35	200	59	684	70	917
Girders, Beams, pillars and bridge-work of iron or steel . . . . .	41	334	—	—	—	—	Roain . . . . .	35	200	59	685	70	917
Glass and glassware . . . . .	—	—	59	664	—	1053	Other sorts . . . . .	35	201	59	685	70	918
Bangles . . . . .	34	185	—	—	—	—	Gunny bags (Jute) . . . . .	51	563	66	843	—	—
Beads and false pearls . . . . .	34	185	—	—	70	911	„ cloth „ . . . . .	51	564	67	843	—	—
Bottles and phials : —, 54 —, 1017	—, 54	—, 1017	—	—	70	912	Gunpowder, black . . . . .	29	89	—	—	—	—
Sodawater bottles . . . . .	34	186	—	—	—	—	„ smokeless . . . . .	29	89	—	—	—	—
Others . . . . .	34	186	—	—	—	—	Haberdashery and millinery:	—	—	—	—	—	—
Funnels, globes, and glass parts of lamps . . . . .	34	187	—	—	—	—	Lace and embroidery . . . . .	50	556	66	835	75	990
Scientific glassware . . . . .	34	188	—	—	—	—	Towels not in the piece . . . . .	50	557	—	—	—	—
Sheet and plate . . . . .	34	188	—	—	70	912	Other sorts . . . . .	50	558	—	—	—	—
Tableware (including decanters, etc.) . . . . .	34	180	—	—	—	—	Hair of all kinds . . . . .	35	202	—	—	—	—
Other glassware . . . . .	34, 54	189, 1018	—	—	90	913	Hair, Manufactures of — . . . . .	35	203	—	—	—	—
Glue . . . . .	34	191	—	—	—	—	Hams, Bacon and — . . . . .	44	423	—	—	—	—
Glow lamps, electric . . . . .	36	220	—	—	—	—	Handkerchiefs and shawls in the piece (cotton) . . . . .	—	—	65	817	74	979
Glycerine . . . . .	31	124	—	—	—	—	Handkerchiefs . . . . .	48	504	—	—	—	—
Goat skins (dressed or tanned) . . . . .	—	—	61	709	—	—	Shawls . . . . .	48	504	—	—	—	—
„ „ (raw) . . . . .	—	—	60	692	—	—	Hardware and cutlery, including agricultural implements and plated-ware . . . . .	54	1019	59	686, 1049	—	1068
Goats, sheep and . . . . .	—	—	57	619	—	—	Hardware, excluding cutlery and electro-plated ware : —	—	—	—	—	—	—
Gold . . . . .	1076, 1077, 1083	—	—	—	1076, 1077, 1083	—	Agricultural implements . . . . .	35	203	—	—	—	—
Gold and silver plate (jewellery) . . . . .	37	245	60	699	71	927	Buckets of tinned or galvanised iron . . . . .	35	203	—	—	—	—
„ „ „ thread . . . . .	29	79	—	—	—	—	Builder's hardware, such as locks, etc. . . . .	35	204	—	—	—	—
Goods of silk mixed with other materials . . . . .	51	567	67	856	75	993	Domestic hardware (other than enamelled ironware) . . . . .	35	205	—	—	—	—
Grain, Pulse, and Flour :	—	—	—	—	—	—	Enamelled ironware . . . . .	35	205	—	—	—	—
Barley . . . . .	34	191	59	664, 1047	—	—	Gas mantles . . . . .	35	206	—	—	—	—
Beans (dry) . . . . .	34	191	59	667	—	—	Implements and tools (other than agricultural implements, etc.) . . . . .	35	207	—	—	—	70 919
Gram . . . . .	34	192	59	667, 1048	—	—	Lamps, metal . . . . .	35	207	—	—	—	—
Jowar and bājra . . . . .	34	192	59	665	—	—	„ glass . . . . .	35	208	—	—	—	—
Lentile . . . . .	—	—	59	668	—	—	Parts of lamps other than glass . . . . .	35	209	—	—	—	—
Maise . . . . .	—	—	59	666	—	—	Safes and strong boxes of metal . . . . .	35	209	—	—	—	—
Oats . . . . .	—	—	59	666	—	—	Stoves . . . . .	35	210	—	—	—	—
Pulse . . . . .	34	193	—	—	—	—	Other sorts . . . . .	35	210	—	—	—	—
Pulse, other sorts . . . . .	—	—	59	669	—	—	Harmoniums, Organs and —	36	231	—	—	—	—
Rice in the husk (Paddy) . . . . .	34	194	59	672	—	—	Harness, Saddlery and —	37, 54	252, 1021	61	714	—	—
Rice not in the husk :	34	194	—	—	—	—	Hats, caps, bonnets, and hatter's ware . . . . .	29	80	—	—	—	—
Bolled rice . . . . .	—	—	—	672	—	—	Hatter's ware, Hats, caps, bonnets, and — . . . . .	29	80	—	—	—	—
Cleaned rice . . . . .	—	—	—	673	—	—	Hay (included with "Fodder, etc.") . . . . .	—	—	—	—	—	—
Broken cleaned rice . . . . .	—	—	—	675	—	—	Hemp, manufactures of (excluding cordage) : —	—	—	—	—	—	—
Other sorts . . . . .	—	—	—	676	—	—	Bags and sacks . . . . .	51	560	66	837	—	—
Total rice not in the husk . . . . .	—	—	59	677, 1043	70	915	Cloth . . . . .	51	561	—	—	—	—
„ „ flour . . . . .	34	195	59	679	—	—	Other sorts . . . . .	51	561	—	—	—	—
Wheat . . . . .	34	195	59	679, 1048	70	915	Raw . . . . .	51	560	66	836	—	—
„ flour . . . . .	34	195	59	680, 1048	—	—	Hides and Skins, raw : —	—	—	—	—	—	—
Other sorts . . . . .	34	196	59	681, 1049	70	915	Hides, raw : —	—	—	—	—	—	—
Gram . . . . .	34	192	59	687, 1043	—	—	Buffalo hides . . . . .	35	213	59	688	71	921
Graphite . . . . .	43	383	63	756	—	—	Cow hides . . . . .	—	—	59	688	—	—
Graphite crucibles . . . . .	35	198	—	—	—	—	—	—	—	—	—	—	—
Grease . . . . .	46	483	—	—	—	—	—	—	—	—	—	—	—
Groundnut cake . . . . .	—	—	63	753	—	—	—	—	—	—	—	—	—
„ oil . . . . .	43	379	62	746	—	—	—	—	—	—	—	—	—

INDEX—continued

ARTICLES	IMPORTS		EXPORTS				ARTICLES	IMPORTS		EXPORTS			
	Abstract Tables	General Imports	INDIAN MERCHANDISE		FOREIGN MERCHANDISE			Abstract Tables	General Imports	INDIAN MERCHANDISE		FOREIGN MERCHANDISE	
			Abstract Tables	General Exports	Abstract Tables	General Exports				Abstract Tables	General Exports	Abstract Tables	General Exports
	Page	Page	Page	Page	Page	Page	Page	Page	Page	Page	Page	Page	Page
Hides and skins, raw— <i>contd.</i>													
Hides, raw— <i>contd.</i>													
Calf skins—													
Buffalo calf skins . . . . .	—	—	59	689	—	—							
Cow calf skins . . . . .	—	—	59	690	—	—							
Other hides . . . . .	—	—	59	690	—	—							
Skins, raw :													
Goat skins . . . . .			60	692									
Sheep skins . . . . .	35	213	60	693	71	921							
Other skins . . . . .			60	693									
Cuttings of hides and skins (raw) . . . . .	—	—	60	696	—	—							
Hides, tanned or dressed :													
Buffalo hides . . . . .			60	705									
Cow hides . . . . .			60	706	71	928							
Calf skins . . . . .	37	218	60	707									
Other hides . . . . .			60	708									
High speed. Tool steel . . . . .	41	330	—	—	—	—							
Hoops and strips (iron or steel) . . . . .	41, 55	336, 1027	61	727	72	943							
Hops . . . . .	35	215	—	—	—	—							
Hornmeal . . . . .	39	304	61	720	—	—							
Horns, tips and pieces of horn . . . . .	35	215	60	696	71	921							
Horses . . . . .	29	77	57	618	69	883							
Hosiery (cotton) . . . . .	55	1033	65	817	74	980							
" (wool) . . . . .	51, 56	574, 1040	—	—	—	—							
Household and laundry soap . . . . .	46	463	—	—	—	—							
Indigo . . . . .	—	—	58	645	—	—							
" synthetic . . . . .	33	162	—	—	—	—							
Ingot, blocks, and bars (aluminium) . . . . .	40	311	—	—	—	—							
Ingot, blooms, billets, and slabs (steel) . . . . .	41	332	—	—	—	—							
" Tiles, —, cakes, and bricks, and slabs of unwrought copper . . . . .	40, 55	320, 1024	—	—	72	941							
Instruments, apparatus, and appliances, and parts thereof :—				1050		1050							
Electrical :					71	921							
Electric fans and parts thereof . . . . .	35	216	—	—	—	—							
Electric wires and cables :													
Rubber, insulated . . . . .	35	217	—	—	—	—							
Insulations, other than rubber . . . . .	35	217	—	—	—	—							
Telegraph and telephone wires and cables . . . . .	35	218	—	—	—	—							
Bare Copper wire (Electrolytic) . . . . .	35	216	—	—	—	—							
Telegraph and telephone instruments, and apparatus . . . . .	35	219	—	—	—	—							
Electric lamps and parts thereof :													
Electric glow lamps . . . . .	36	220	—	—	—	—							
Gas filled electric bulbs . . . . .	36	221	—	—	—	—							
Vacuum electric bulbs . . . . .	36	221	—	—	—	—							
Electric bulbs for automobiles . . . . .	36	222	—	—	—	—							
Electric bulbs for torches . . . . .	36	222	—	—	—	—							
Wireless valves . . . . .	36	222	—	—	—	—							
Flash lights including torch lights, pocket lamps, etc. . . . .	36	223	—	—	—	—							
Automobile lighting lamps . . . . .	36	223	—	—	—	—							
Standard lighting lamps . . . . .	36	224	—	—	—	—							
Other sorts . . . . .	36	224	—	—	—	—							
Parts and accessories of electric lamps . . . . .	36	225	—	—	—	—							
Batteries . . . . .	36	225	—	—	—	—							
Carbons, electric (including furnace electrodes) . . . . .	36	226	—	—	—	—							
Accumulators (including parts) . . . . .	36	226	—	—	—	—							
Condensers, electric . . . . .	36	226	—	—	—	—							
Electric bell apparatus (not telegraphic or telephonic) . . . . .	36	227	—	—	—	—							
Instruments, apparatus, etc.— <i>contd.</i>													
Electrical— <i>contd.</i>													
Electric lighting, accessories and fittings (including switches) . . . . .	36	227	—	—	—	—							
Electrical instruments (other than telegraphic and telephonic) :													
Meters . . . . .	36	228	—	—	—	—							
Others . . . . .	36	228	—	—	—	—							
Electro-medical apparatus (including X-ray apparatus) . . . . .	36	228	—	—	—	—							
Switch boards (other than telegraph and telephone) . . . . .	30	229	—	—	—	—							
Electrical goods and apparatus not enumerated . . . . .	36	229	—	—	—	—							
Musical : . . . . .	54	1019	60	697	—	—							
Organs and Harmoniums, complete . . . . .	36	231	—	—	—	—							
Pianos and piano players, complete . . . . .	36	232	—	—	—	—							
Talking machines and accessories :													
Talking Machines . . . . .	36	232	—	—	—	—							
Records . . . . .	36	233	—	—	—	—					71	922	
Accessories . . . . .	36	233	—	—	—	—							
Other sorts . . . . .	36	234	—	—	—	—					71	923	
Optical . . . . .	36	236	—	—	—	—					71	923	
Photographic . . . . .	54	1019	—	—	—	—					71	924	
Cinematograph films :													
Raw . . . . .	36	236	—	—	—	—							
Exposed . . . . .	36	237	—	—	—	—							
Photographic (other than cinematograph films) . . . . .	36	236	—	—	—	—							
Scientific and philosophical . . . . .	36	239	—	—	—	—							
Surgical . . . . .	36	240	—	—	—	—							
Wireless apparatus . . . . .	36	241	—	—	—	—							
Other kinds . . . . .	36, 54	241, 1020	60	697	71	924							
Iron (for details see under "Metals") . . . . .													
Iron or steel (for details see under "Metals") . . . . .													
Ironware, Enamelled —													
(vory, unmanufactured . . . . .	36	243	60	698	71	926							
" manufactured . . . . .	36	244	60	698	71	926							
Jaconets including Madapolams, Mulls, and Cambrics (Grey) . . . . .	48	510	—	—	—	—							
" Madapolams, Mulls, Cambrics and Muslins (White) . . . . .	49	517	—	—	—	—							
" (Coloured) (included with "Cambrics, etc.") . . . . .	—	—	60	698	—	—							
Jadestone . . . . .	—	—	60	698	—	—							
Jams and jellies . . . . .	44	438	—	—	—	—							
Japaneseware, Chinese and—	32	187	—	—	69	893							
Jarrah wood . . . . .	58	607	—	—	—	—							
Jowar and bájra . . . . .	34	192	59	665	—	—							
Jeans. Drills and—													
Grey . . . . .	48	509	65	819	—	—							
White . . . . .	40	516	66	822	—	—							
Coloured . . . . .	50	546	66	826	—	—							
Jellies, Jams and—	44	438	—	—	—	—							
Jewellery, also plate of gold and silver :													
Jewellery . . . . .	37	244	60	699	71	926							
Plate of gold and silver . . . . .	37	245	60	699	71	927							
Jinjill. Til or — (Sesamum) oil . . . . .	—	—	62	748	—	—							
" Til or — seed . . . . .	45	458	64	788	—	—							
Jute—(Textile) machinery . . . . .	39	296	—	—	—	—							
" raw . . . . .	51	562	66	838	—	—							
" twist and yarn . . . . .	51	562	66	838	—	—							

INDEX—continued

ARTICLES	IMPORTS		EXPORTS				ARTICLES	IMPORTS		EXPORTS			
	Abstract Tables	General Imports	INDIAN MERCHANDISE		FOREIGN MERCHANDISE			Abstract Tables	General Imports	INDIAN MERCHANDISE		FOREIGN MERCHANDISE	
			Abstract Tables	General Exports	Abstract Tables	General Exports				Abstract Tables	General Exports	Abstract Tables	General Exports
	Page	Page	Page	Page	Page	Page	Page	Page	Page	Page	Page	Page	
Jute—manufactures of :													
Canvas . . . . .	51	562	66	839	—	—							
Gunny bags (Total) . . . . .	51	563	66	843	—	—							
Gunny cloth (Total) . . . . .	51	564	67	848	—	—							
Hessian gunny bags . . . . .	—	—	66	842	—	—							
Hessian gunny cloth . . . . .	—	—	67	847	—	—							
Rope and twine . . . . .	51	564	67	850	—	—							
Sacking gunny bags . . . . .	—	—	66	840	—	—							
Sacking gunny cloth . . . . .	—	—	67	846	—	—							
Other kinds . . . . .	51	564	67	851	—	—							
Kapok . . . . .	—	—	60	700	—	—							
Kernel or copra. Coconut . . . . .	45	456	64	778	—	—							
Kerosene oil (In bulk) . . . . .	42	372	62	748	73	954							
" " (In tins) . . . . .	42	372	—	—	—	—							
Keys, Sleepers and — of steel and iron (Railway) . . . . .	41, 55	346, 1023	—	—	—	—							
Knitting, Sewing and — machines . . . . .	39	292	—	—	—	—							
Parts of sewing and — machines . . . . .	39	292	—	—	—	—							
" wool. Yarn and — . . . . .	51	571	—	—	—	—							
Lac :													
Button . . . . .	37	247	60	701	—	—							
Seed . . . . .	37	247	60	701	—	—							
Shell . . . . .	37	247	60	702	—	—							
Stick . . . . .	37	247	60	705	—	—							
Other kinds (excluding Lac-dye) . . . . .	37	247	60	703	—	—							
Lace and embroidery (haberdashery) . . . . .	50	556	—	—	—	—							
Lace and patent net (cotton) . . . . .	48	508	—	—	74	981							
Lacquered-ware of Foreign manufacture (included with "Chinese and Japanese ware, etc.") . . . . .	—	—	60	705	—	—							
Lacquered-ware of Indian manufacture . . . . .	—	—	—	—	—	—							
Lametta . . . . .	29	80	—	—	—	—							
Lamps, Glow (for details see Instruments Electrical) . . . . .	35	220—222	—	—	—	—							
" glass . . . . .	35	203	—	—	—	—							
" metal . . . . .	35	207	—	—	—	—							
Lard . . . . .	44	439	63	765	—	—							
Launches and boats (included with "Ships, etc.") . . . . .	—	—	—	—	—	—							
Laundry soap. Household and — . . . . .	46	463	—	—	—	—							
Lavender oil . . . . .	42	369	—	—	—	—							
Lead (for details see under "Metals") . . . . .	—	—	—	—	—	—							
Leather—													
Hides, tanned or dressed :													
Buffalo hides . . . . .	—	—	60	705	—	—							
Cow hides . . . . .	—	—	60	706	—	—							
Calf skins . . . . .	—	—	60	707	—	—							
Buffalo Calf skins . . . . .	37	248	60	707	71	928							
Cow Calf skins . . . . .	—	—	60	707	—	—							
Other hides . . . . .	—	—	60	708	—	—							
Leather, cloth (including Artificial leather) . . . . .	37	249	—	—	—	—							
" belting . . . . .	—	—	61	713	—	—							
Skins, tanned or dressed :													
Goat skins . . . . .	—	—	61	709	—	—							
Sheep skins . . . . .	37	248	61	709	71	928							
Other skins . . . . .	—	—	61	710	—	—							
Unwrought . . . . .	37, 54	240, 1021	61	712, 1050	71	928							
Leather—contd.													
Manufactures (excluding boots and shoes and belting for machinery) :													
Bags and trunks . . . . .	37	250	61	713	—	—							
Belting . . . . .	—	—	61	714	—	—							
Pickers . . . . .	37	251	—	—	—	—							
Picking bands and straps . . . . .	37	251	—	—	—	—							
Roller skins . . . . .	37	252	—	—	—	—					71	928, 10	
Saddlery and harness . . . . .	37, 54	252, 1021	61	714	—	—							
Other sorts . . . . .	37, 54	252, 1021	61	714, 1050	—	—							
Leather tanning and curing machinery . . . . .	38	237	—	—	—	—							
Lemon oil . . . . .	42	369	—	—	—	—							
Lentils . . . . .	—	—	59	668	—	—							
Lime. Chalk and — (excluding French chalk) . . . . .	30	108	57	625	—	—							
Linseed cake . . . . .	—	—	63	753	—	—							
Linseed oil . . . . .	43	380	62	746	73	957							
" seed . . . . .	45	457	64	780	—	—							
Liqueurs . . . . .	37	260	—	—	—	—							
Liquors :													
Ale, beer, and porter : . . . . .	55	1021	—	—	—	—					71	929	
Ale and beer :													
In bottle . . . . .	37	256	—	—	—	—							
In bulk . . . . .	37	256	—	—	—	—							
Stout and porter : . . . . .													
In bottle . . . . .	37	257	—	—	—	—							
In bulk . . . . .	37	257	—	—	—	—							
Cider and other fermented liquors . . . . .	37	253	—	—	—	—					71	930	
Spirit—													
Brandy . . . . .	37	259	—	—	—	—					71	931	
Gin . . . . .	37	260	—	—	—	—							
Liqueurs . . . . .	37	260	—	—	—	—							
Rum . . . . .	37	261	—	—	—	—							
Whisky . . . . .	37, 55	262	61	716, 1050	—	—					71	932	
Spirit, present in drugs, medicines, or chemicals . . . . .	37	262	—	—	—	—							
Spirit, perfumed . . . . .	37	263	—	—	—	—							
" denatured . . . . .	37	264	—	—	—	—							
Other sorts of spirit . . . . .	37	265	—	—	—	—					71	933	
Wines—													
Champagne and other sparkling wines . . . . .	35	267	—	—	—	—					72	934	
Port . . . . .	38	268	—	—	—	—					72	935	
Still red wines other than port . . . . .	38	268	—	—	—	—							
Sherry, Madeira, and Marsala . . . . .	38, 55	269	—	—	—	—					72	936	
Still white wines (other than Sherry, Madeira, and Marsala) . . . . .	38	270	—	—	—	—							
Other sorts (including Vermouth and ginger wine) . . . . .	38	270	—	—	—	—					72	937	
Other sorts of liquors . . . . .	—	—	61	716	—	—							
Lithographing materials, printing and — (excluding paper) (see "Printing and Lithographing machinery, etc.") . . . . .	—	—	—	—	—	—							
Lithophone—													
Dry . . . . .	43	388	—	—	—	—							
White molts . . . . .	43	388	—	—	—	—							
Locomotive engines and tenders (railway) and parts thereof . . . . .	33, 55	275, 1022	—	—	—	—							
Locomotives (excluding those for railways) . . . . .	—	—	—	—	—	—					72	938	
For details (see under "machinery") . . . . .	—	—	—	—	—	—							

## INDEX—continued

ARTICLES	IMPORTS		EXPORTS				ARTICLES	IMPORTS		EXPORTS			
	Abstract Tables	General Imports	INDIAN MERCHANDISE		FOREIGN MERCHANDISE			Abstract Tables	General Imports	INDIAN MERCHANDISE		FOREIGN MERCHANDISE	
			Abstract Tables	General Exports	Abstract Tables	General Exports				Abstract Tables	General Exports	Abstract Tables	General Exports
Page	Page	Page	Page	Page	Page	Page	Page	Page	Page	Page	Page	Page	
Longcloth and Shirtings :													
Grey . . . . .	48, 49	510, 513	66	820	—	—							
White . . . . .	49	518	66	823	—	—							
Lubricating oils :													
Batching oils . . . . .	42	373	—	—	—	—							
Other lubricating oils . . . . .	42	373	—	—	—	—							
Machinery and Millwork :	—	—	61	716	—	1000							
Prime movers (other than electrical) :													
Locomotives (including those for railways) . . . . .	—	—	—	—	72	936							
Oil engines . . . . .	38	273	—	—	—	—							
Parts of oil engines . . . . .	38	274	—	—	—	—							
Steam engines . . . . .	38	274	—	—	—	—							
Parts of steam engines . . . . .	38	275	—	—	—	—							
Railway Locomotive Engines and tenders and parts . . . . .	38, 55	275, 1022	—	—	—	—							
Others . . . . .	38	276	—	—	72	936							
Other than Locomotives :													
Gas engines . . . . .	38	276	—	—	—	—							
Parts of gas engines . . . . .	38	277	—	—	—	—							
Oil-engines . . . . .	38	277	—	—	—	—							
Parts of oil engines . . . . .	38	278	—	—	—	—							
Steam-engines . . . . .	38, 55	278, 1022	—	—	—	—							
Parts of steam engines . . . . .	38	279	—	—	—	—							
Others . . . . .	38	279	—	—	—	—							
Electrical machinery of all kinds :													
Control and Switchgear . . . . .	38	280	—	—	—	—							
Generators . . . . .	38	280	—	—	—	—							
Motors . . . . .	38	281	—	—	72	937							
Transformers . . . . .	38	282	—	—	—	—							
Turbo-generating sets . . . . .	38	282	—	—	—	—							
Other kinds . . . . .	38	282	—	—	—	—							
Machinery, not being prime movers :													
Aerated water making machinery . . . . .	38	284	—	—	—	—							
Agricultural machinery : Agricultural tractors and parts . . . . .	38	285	—	—	—	—							
Ploughs and parts . . . . .	38	285	—	—	—	—							
Other sorts . . . . .	38	285	—	—	—	—							
Boilers . . . . .	38	286	—	—	—	—							
Boot and shoe manufacturing machinery . . . . .	38	287	—	—	—	—							
Leather tanning and curing machinery . . . . .	38	287	—	—	—	—							
Metal working machinery . . . . .	38	288	—	—	—	—							
Mining machinery :													
Coal . . . . .	39	288	—	—	—	—							
Other sorts . . . . .	39	288	—	—	—	—							
Oil crushing and refining machinery . . . . .	39	289	—	—	—	—							
Paper mill machinery . . . . .	39	290	—	—	—	—							
Refrigerating machinery . . . . .	39	290	—	—	—	—							
Rice and flour mill machinery . . . . .	39	291	—	—	—	—							
Saw mill and wood working machinery . . . . .	39	291	—	—	—	—							
Sewing and knitting machinery and parts—													
Sewing and knitting machines . . . . .	39	292	—	—	—	—							
Parts of sewing and knitting machines . . . . .	39	292	—	—	—	—							
Machinery and Millwork—contd.													
Steam engines and parts . . . . .	39	1022	—	—	—	—							
Sugar machinery . . . . .	39	293	—	—	—	—							
Tea machinery . . . . .	39	293	—	—	—	—							
Textile machinery :													
Cotton :													
Cotton bleaching and dyeing machinery . . . . .	39	293	—	—	—	—							
Cotton printing machinery . . . . .	39	293	—	—	—	—							
Cotton spinning machinery . . . . .	39	294	—	—	—	—							
Cotton weaving machinery . . . . .	39	294	—	—	—	—							
Cotton, other sorts . . . . .	39	295	—	—	—	—							
Jute . . . . .	39	296	—	—	—	—							
Shuttles . . . . .	39	296	—	—	—	—							
Wool machinery . . . . .	39	296	—	—	—	—							
Other sorts . . . . .	39	297	—	—	—	—							
Typewriters . . . . .	39	298	—	—	—	—							
Parts of Typewriters . . . . .	39	298	—	—	—	—							
Other sorts of machinery . . . . .	39, 55	299, 1025	—	—	—	—					72	937	
Madapollams (grey and white) (included with "Jaconets, etc.") . . . . .	—	—	—	—	—	—							
" (coloured) (included with "Cambric, etc.") . . . . .	—	—	—	—	—	—							
Madeira and Marsala Sherry— . . . . .	38	270	—	—	—	—					72	943	
Maize . . . . .	—	—	59	666	—	—							
Manganese ore . . . . .	—	—	62	731	—	—							
Manures (excluding Oilcake) :													
Nitrogenous—													
Nitrate of soda . . . . .	39	301	—	—	—	—							
Sulphate of ammonia . . . . .	39	301	61	920	—	—							
Others . . . . .	39	302	—	—	—	—							
Potassic—													
Muriate of potash . . . . .	39	302	—	—	—	—							
Others . . . . .	39	303	—	—	—	—							
Phosphatic—													
Superphosphate . . . . .	39	303	—	—	—	—							
Others . . . . .	39	304	—	—	—	—							
Compounds—													
Ammonia phosphate . . . . .	39	304	—	—	—	—							
Fish manures . . . . .	39	305	61	719	—	—							
Others . . . . .	39	305	—	—	—	—							
Bones for manurial purposes . . . . .	—	—	61	718	—	—							
Bone meal . . . . .	—	—	61	718	—	—							
Guano . . . . .	—	—	61	719	—	—							
Hornmeal . . . . .	—	—	61	720	—	—							
Other kinds . . . . .	—	—	61	720	—	—							
Maps and charts (included with "Books and printed matter") . . . . .	—	—	—	—	—	—							
Marble, Stone and—	46	476	65	798	74	972							
" " articles of—	46	477	—	—	—	—							
Marsala, Sherry, Madeira and— . . . . .	38	270	—	—	72	943							
Matches . . . . .	—	—	—	—	72	943							
Safety . . . . .	40	308	—	—	—	—							
Other sorts . . . . .	40	308	—	—	—	—							
Match making materials—													
Undipped splints . . . . .	40	309	—	—	—	—							
Veneers for match boxes and empty boxes . . . . .	40	309	—	—	—	—							
Materials, Building and engineering— (for details see under "Building and engineering materials") . . . . .													
" Fencing— . . . . .	41	385	—	—	—	—							
" Painters— . . . . .	—	—	63	757	—	—							

INDEX—continued

ARTICLES	IMPORTS		EXPORTS				ARTICLES	IMPORTS		EXPORTS			
	Abstract Tables	General Imports	INDIAN MERCHANDISE		FOREIGN MERCHANDISE			Abstract Tables	General Imports	INDIAN MERCHANDISE		FOREIGN MERCHANDISE	
			Abstract Tables	General Exports	Abstract Tables	General Exports				Abstract Tables	General Exports	Abstract Tables	General Exports
	Page	Page	Page	Page	Page	Page	Page	Page	Page	Page	Page	Page	Page
Materials. Printing and lithographing—(excluding paper).	56	1034	63	762	73	902							
" Pulp of wood and other— for making paper . . .	44	415	—	—	—	—							
" for making paper, Bags and other—	44	415	—	—	—	—							
" Railway— for construction (for details see under " Railway plant and rolling-stock")	—	—	—	—	—	—							
" Telegraphs— for construction of	47, 56	457, 1038	—	—	—	—							
" Telephones . . .	47	487	—	—	—	—							
Mats and matting . . .	40	310	61	721	72	339							
Mechanically propelled vehicles (for details see under " Vehicles, etc.")	—	—	—	—	—	—							
Medicines. Drugs and— (for details see under " Drugs and Medicines")	—	—	—	—	—	—							
Microsized cotton yarn . . .	47	500	—	—	—	—							
Metal working machinery . . .	38	288	—	—	—	—							
Metals and ores :													
Aluminium :													
Unwrought (Ingots, blocks, bars)	40	311	—	—	—	—							
Wrought :													
Circles . . . . .	40	311	—	—	—	—							
Sheets . . . . .	40	311	—	—	—	—							
Other manufactures . . . . .	40	312	—	—	—	—							
Antifriction metal . . . . .	40	313	—	—	—	—							
Brass, Bronze, and similar alloys :													
Unwrought . . . . .	40	314	61	722	—	—							
Wrought :	55	1024	61	722, 1050	—	1060							
Mixed or yellow metal, for sheathing . . . . .	40	314	—	—	72	940							
Rods . . . . .	40	315	—	—	—	—							
Sheets . . . . .	40	315	—	—	—	—							
Tubes . . . . .	40	316	—	—	—	—							
Wire . . . . .	40	316	—	—	—	—							
Other sorts . . . . .	40	317	—	—	72	940							
Chromite (chrome iron ore)	—	—	61	723	—	—							
Copper :													
Ore . . . . .	40	319	61	723	—	—							
Old, for re-manufacture . . . . .	40	319	—	—	—	—							
Unwrought :													
Tiles, ingots, cakes, bricks, and slabs . . . . .	40	320	—	—	—	—							
Other sorts . . . . .	40	320	—	—	72	941, 1061							
Wrought :	55	1024	—	—	72	936, 1061							
Brasiers . . . . .	40	321	—	—	—	—							
Rods . . . . .	40	321	—	—	—	—							
Sheets . . . . .	40	321	61	724	—	—							
Tubes . . . . .	40	322	—	—	—	—							
Wire excluding wire of telegraph, etc. . . . .	40	322	—	—	—	—							
Other manufactures . . . . .	40	323	61	724, 1050	—	—							
Ferro alloys . . . . .	41	325	61	724	—	—							
Ferro-manganese . . . . .	—	—	—	—	—	—							
German silver . . . . .	41	325	—	—	—	—							
Iron :													
Ore . . . . .	41	325	—	—	—	—							
Pig . . . . .	41, 55	325, 1025	—	—	—	—							
Metals and ores—contd.													
Iron—contd.													
Manufactures :													
Angle and tee, bolt, and rod . . . . .	41, 55	326, 1025	—	—	—	—							
Bar and channel . . . . .	41, 55	327, 1025	—	—	—	—							
Rice bowls . . . . .	41	327	—	—	—	—							
Steel :													
Angle and tee . . . . .	41	328	—	—	—	—							
Spring . . . . .	41	329	—	—	—	—							
Bars . . . . .	41	329	—	—	—	—							
Channels . . . . .	41	329	—	—	—	—							
Cast :													
Tool steel :													
High speed . . . . .	41	330	—	—	—	—							
Carbon . . . . .	41	331	—	—	—	—							
Cast steel bars . . . . .	41	331	—	—	—	—							
Other cast steel . . . . .	41	332	—	—	—	—							
Ingots, blooms, billets, and slabs	41	332	—	—	—	—							
Iron or steel :													
Ore . . . . .	—	—	61	725	—	—							
Pig . . . . .	—	—	61	725	—	1061							
Manufactures—													
Anchors and cables . . . . .	41, 55	333, 1027	61	725	72	942							
Angle, bolt, and rod . . . . .	—	—	61	726	72	942							
Bars and channel . . . . .	—	—	61	726	72	943							
Beams, channels, pillars, girders, and bridge work . . . . .	41	334	—	—	—	—							
Bolts and nuts . . . . .	41	334	—	—	—	—							
Fencing materials . . . . .	41	335	—	—	—	—							
Hoops and strips . . . . .	41, 55	336, 1027	61	727	72	943							
Nails, rivets, and washers . . . . .	41, 55	336, 1027	61	727	72	944							
Old, for remanufacture . . . . .	41	337	61	727	72	944							
Pipes and fittings, cast	41	338	61	728	72	945							
Rails, chairs, and fish-plates (including those for railways) . . . . .	41, 55	339, 1028	—	—	—	—							
Screws :													
Wood screws . . . . .	41	339	—	—	—	—							
Metal thread screws . . . . .	41	340	—	—	—	—							
Sheets and plates, galvanised :			61	728	72	945							
Corrugated . . . . .	41	341	—	—	—	—							
Plain . . . . .	41	341	—	—	—	—							
Tinned : . . . . .	41	342	—	—	—	—							
Tin plates . . . . .	41	342	—	—	—	—							
Other sorts . . . . .	41	342	—	—	—	—							
Not galvanised or tinned :													
Sheets up to ½ inch thick . . . . .	41	343	—	—	—	—							
Plates over ½ inch thick . . . . .	41	344	—	—	—	—							
Other sorts . . . . .	41	344	—	—	—	—							
Sleepers and keys of steel or iron for railways . . . . .	41, 55	346, 1028	—	—	—	—							
Tubes, pipes and fittings, wrought . . . . .	41	347	61	728	72	946							
Wire (other than fencing wire) . . . . .	41, 55	350, 1029	—	—	—	—							
" nails . . . . .	41	348	—	—	—	—							
" rope, black . . . . .	41	349	—	—	—	—							
" rope, galvanised . . . . .	41	349	—	—	—	—							
Other manufactures of iron or steel . . . . .	41, 55	350, 1029	61	729, 1050	72	947							
Lead :													
Unwrought :													
Ore . . . . .	42	352	—	—	73	949							
Pig . . . . .	42, 55	353, 1030	62	730	73	949, 1061							
Other sorts . . . . .	42	353	62	731	73	949							
Wrought :													
Sheets . . . . .	42, 55	354, 1030	—	—	—	—							
Pipes and tubes . . . . .	42	354	—	—	—	—							
Sheets for tea chests . . . . .	42	355	—	—	—	—							
Other sorts . . . . .	42, 55	355, 1030	—	—	—	—							
Manganese ore . . . . .	—	—	62	731	—	—							
Ferruginous Manganese ore . . . . .	—	—	62	731	—	—							

## INDEX—continued

ARTICLES	EXPORTS						ARTICLES	EXPORTS						
	IMPORTS		INDIAN MERCHANDISE		FOREIGN MERCHANDISE			IMPORTS		INDIAN MERCHANDISE		FOREIGN MERCHANDISE		
	Abstract Tables	General Imports	Abstract Tables	General Exports	Abstract Tables	General Exports		Abstract Tables	General Imports	Abstract Tables	General Exports	Abstract Tables	General Exports	
	Page	Page	Page	Page	Page	Page		Page	Page	Page	Page	Page	Page	
Metals and Ores—contd.														
Quicksilver . . . . .	42	356	—	—	73	951	Myrobalans . . . . .	—	—	58	646	—	—	—
Solder . . . . .	42	357	—	—	—	—	Nails, rivets, and washers of iron or steel . . . . .	41, 55	336, 1027	61	727	72	944	—
Tin :							Nainsooks (white) . . . . .	49	519	—	—	—	—	—
Ore . . . . .	—	—	62	732	—	—	Naphthalene . . . . .	31	122	—	—	—	—	—
Unwrought (block) . . . . .	42, 55	357, 1031	62	732	73	951	Natural science, Specimens illustrative of . . . . .	46	466	64	790	74	967	—
Wrought (including plates or sheets, not tinned iron) . . . . .	42, 55	358, 1031	62	732	—	—	Net. Lace and patent (cotton) . . . . .	48	508	—	—	74	981	—
Tin foils . . . . .	42, 55	358	—	—	—	—	News printing paper . . . . .	43	403	—	—	—	—	—
Other sorts . . . . .	42, 55	359	—	—	—	—	Ngapi. Fish, wet, salted . . . . .	33	168	58	653	—	—	—
Wolfram ore . . . . .	—	—	62	732	—	—	Niger seed . . . . .	—	—	64	782	—	—	—
Zinc or Spelter :							Nitrate of soda . . . . .	39	301	—	—	—	—	—
Unwrought . . . . .	42	360	—	—	—	—	Nitric acid . . . . .	31	115	—	—	—	—	—
Zinc manufactured . . . . .	42, 55	360, 1031	62	733	73	952	Nolls. Silk yarn, —, and warps . . . . .	51	597	—	—	75	902	—
Other sorts . . . . .	43	361	—	—	—	—	Note and letter paper . . . . .	43	405	—	—	—	—	—
Unenumerated metals . . . . .	42, 55	362, 1032	62	733, 1050	73	952, 1061	Notes, Currency . . . . .	1082, 1089	—	—	—	1082, 1080	—	—
„ ores . . . . .	42, 55	363, 1032	62	734, 1050	73	953, 1061	Nutmegs . . . . .	46	469	—	—	74	969	—
Mica :							Nuts. Bolts and — (iron or steel) . . . . .	41	334	—	—	—	—	—
In Blocks . . . . .	42	365	62	737	—	—	Nux vomica (Strychnia) . . . . .	—	—	53	641	—	—	—
„ Splittings . . . . .	42	366	62	737	—	—	Oats . . . . .	—	—	59	666	—	—	—
Milk, condensed and preserved, etc. . . . .	45	439	—	—	—	—	Oilcakes :							
Military stores (included with "Arms, etc.") . . . . .	—	—	—	—	—	—	Castor cake . . . . .	—	—	63	752	—	—	—
Millboard. Pasteboard, — and cardboard of all kinds . . . . .	56	1033	63	757	73	960	Coconut cake (Punac) . . . . .	—	—	63	752	—	—	—
Millinery. Haberdashery and . . . . .	50	557	66	835	75	990	Cotton cake . . . . .	—	—	63	752	—	—	—
Millwork. Machinery and — (for details see under "Machinery and Millwork") . . . . .	—	—	—	—	—	—	Groundnut cake . . . . .	43	380	63	753	—	—	—
Mineral manures, Artificial and — (for details see under "Manures") . . . . .	—	—	—	—	—	—	Linseed cake . . . . .	—	—	63	753	—	—	—
Mineral greases including Petroleum Jelly . . . . .	43	373	—	—	—	—	Rape and Sesamum cake . . . . .	—	—	63	754	—	—	—
Mining machinery :							Others . . . . .	—	—	63	754	—	—	—
Coal . . . . .	39	288	—	—	—	—	Oil-cloth and floor-cloth . . . . .	43	383	—	—	73	957	—
Other sorts . . . . .	39	288	—	—	—	—	Oil crushing and refining machinery . . . . .	39	289	—	—	—	—	—
Mixed or yellow metal for sheathing . . . . .	40, 55	314, 1024	61	723	72	940	Oil-engines (locomotives) . . . . .	38	273	—	—	—	—	—
Monazite . . . . .	—	—	62	738	—	—	„ (other than locomotives) . . . . .	38	277	—	—	—	—	—
Molasses . . . . .	46	481	65	801	—	—	Oils :							
Morphia . . . . .	33	150	—	—	—	—	Animal :							
Preparations of . . . . .	—	—	—	—	—	—	Fish oil . . . . .	42	367	62	738	73	954	—
Opium and — . . . . .	33	150	—	—	—	—	Other kinds . . . . .	42	367	—	—	73	954	—
Motor cars . . . . .	53	598	—	—	—	—	Essential : . . . . .	—	—	—	—	—	—	—
„ covers (Pneumatic) . . . . .	45	450	—	—	—	—	Synthetic . . . . .	42	367	—	—	—	—	—
„ cycles . . . . .	53	600	—	—	—	—	Natural :							
„ cycle covers (Pneumatic) . . . . .	45	451	—	—	—	—	Almond . . . . .	42	367	—	—	—	—	—
Motor cycle tubes (Pneumatic) . . . . .	45	452	—	—	—	—	Bergamot . . . . .	42	367	—	—	—	—	—
Motor Omnibuses, etc. . . . .	53	600	—	—	—	—	Cajuputi . . . . .	42	368	—	—	—	—	—
„ (machinery) . . . . .	33	261	—	—	—	—	Camphor . . . . .	42	368	—	—	—	—	—
„ tubes (Pneumatic) . . . . .	45	452	—	—	—	—	Cinnamon . . . . .	—	—	62	741	—	—	—
Mouldings . . . . .	34	183	—	—	—	—	Citronella . . . . .	—	—	62	740	—	—	—
Mowra or mowra seed . . . . .	—	—	64	781	—	—	Cloves . . . . .	42	368	—	—	—	—	—
Mulls (white) . . . . .	49	519	—	—	—	—	Dill . . . . .	42	368	—	—	—	—	—
Mulls (grey) (included with "Jaconets, etc.") . . . . .	—	—	—	—	—	—	Eucalyptus . . . . .	42	369	—	—	—	—	—
„ (coloured) (included with "Cambrics, etc.") . . . . .	—	—	—	—	—	—	Ginger grass . . . . .	—	—	62	740	—	—	—
Muriate of Potash . . . . .	39	301	—	—	—	—	Lavender . . . . .	42	369	—	—	—	—	—
Musical instruments . . . . .	54	1019	60	697	71	922	Lemon . . . . .	42	369	—	—	—	—	—
Muslins (coloured) (included with "Cambrics, etc.") . . . . .	—	—	—	—	—	—	Lemon grass . . . . .	—	—	—	—	789	—	—
„ (white) (included with "Jaconets, etc.") . . . . .	—	—	—	—	—	—	Otto Rose . . . . .	42	369	—	—	—	—	—
Mustard seed . . . . .	—	—	64	781	—	—	Palma Rosa . . . . .	—	—	62	740	—	—	—
„ or rape oil . . . . .	—	—	62	747	—	—	Peppermint . . . . .	42	370	—	—	—	—	—
Myrobalan extracts . . . . .	33	163	53	647	—	—	Sandalwood . . . . .	—	—	62	739	—	—	—
							Thymol . . . . .	—	—	62	740	—	—	—
							Other sorts . . . . .	42	370	62	741	—	—	—



## INDEX—continued

ARTICLES	EXPORTS						ARTICLES	EXPORTS					
	IMPORTS		INDIAN MERCHANDISE		FOREIGN MERCHANDISE			IMPORTS		INDIAN MERCHANDISE		FOREIGN MERCHANDISE	
	Abstract Tables	General Imports	Abstract Tables	General Exports	Abstract Tables	General Exports		Abstract Tables	General Imports	Abstract Tables	General Exports	Abstract Tables	General Exports
	Page	Page	Page	Page	Page	Page	Page	Page	Page	Page	Page	Page	
Paints and Painters' materials— <i>con'd.</i>							Perfumed spirit . . .	37	263	—	—	—	—
Paints and colours— <i>con'd.</i>							Perfumery:						
Zinc, white:							Perfumery including musk (not being perfumed spirit) . . .	44	416	63	760	73	960
Genuine, dry . . .	43	389	—	—	—	—	Petroleum (for details see under "Oils")						
" moist . . .	43	390	—	—	—	—	Petroleum, dangerous, flashing below 76° F.—Benzine, Benzol, Petrol, and other motor spirit . . .	43	374	62	743	—	—
Reduced, dry . . .	43	389	—	—	—	—	Phials—see under "Bottles"						
" moist . . .	43	390	—	—	—	—	Philosophical, Scientific and — Instruments . . .	36	239	—	—	—	—
Other sorts . . .	43	391	63	756	—	—	Phosphate of Ammonia . . .	—	—	—	—	—	—
White dry . . .	43	392	—	—	—	—	Photographic apparatus and appliances . . .	5a	1019	—	—	71	924
Coloured dry . . .	43	392	—	—	—	—	Photographic other than cinematograph films . . .	36	238	—	—	—	—
White moist . . .	43	393	—	—	—	—	Photographs and picture postcards . . .	44	428	—	—	—	—
Coloured moist . . .	43	393	—	—	—	—	Others . . .	44	427	—	—	—	—
Painters' materials:	—	—	63	757	—	—	Pianos and Piano players . . .	36	232	—	—	—	—
Turpentine:							Pickles, chutnies and condiments . . .	—	—	63	765	—	—
Genuine turpentine . . .	43	396	—	—	—	—	Pickles, chutnies, sauces, and condiments . . .	45	440	—	—	—	—
Turpentine substitute . . .	43	396	—	—	—	—	Picture, postcards. Photographs and —	44	428	—	—	—	—
Varnish . . .	43	399	—	—	—	—	Pictures—see "Prints, Engravings, and Pictures"						
Enamels . . .	—	397	—	—	—	—	Piecegoods—						
Lacquers . . .	—	397	—	—	—	—	Sticcegoods of cotton and aruncial silk . . .	51	580	—	—	—	—
Other kinds . . .	—	398	—	—	—	—	Piecegoods made entirely of artificial silk . . .	51	579	—	—	—	—
Other kinds . . .	43	400	—	—	—	—	Cotton (for details see under "Cotton piecegoods")						
Packing Asbestos—							Flax piecegoods . . .	50, 56	554, 1040	—	—	75	939
Paints, solutions, and compositions (flashing below 76° F.) . . .	43	375	—	—	—	—	Silk . . .	51	588	67	857	75	994
Palm-rose oil . . .	—	—	62	740	—	—	Woollen . . .	51, 56	575, 1040	67	801	75	997, 1064
Paper mill machinery . . .	39	290	—	—	—	—	Pig, iron . . .	41, 55	325, 1025	—	—	—	—
Paper and pasteboard:							" lead . . .	42, 55	358, 1080	62	780	73	949
Paper:							Pillars, Beams, channels, girders, and bridgework of iron or steel . . .	41	334	—	—	—	—
Packing paper . . .	43	402	—	—	—	—	Pine-wood, Deal and—	53	607	—	—	—	—
Paper manufactures . . .	43	409	—	—	—	—	Pipes and fittings cast (iron or steel) . . .	41	338	61	723	72	945
Printing paper . . .	59	1033	63	757	73	958	" of lead . . .	42	354	—	—	—	—
News printing . . .	43	403	—	—	—	—	" of earthenware . . .	33	165	—	—	—	—
Othersorts . . .	43	403	—	—	—	—	Pitch and tar:						
Writing paper and envelopes . . .	56	1033	—	—	73	959	Coal tar and pitch . . .	44	416	—	—	73	961
Writing paper in large sheets . . .	43	405	—	—	—	—	Stockholm tar and pitch . . .	44	417	—	—	—	—
Note and letter paper and envelopes . . .	43	405	—	—	—	—	Plants, living . . .	44	418	63	761	—	—
Envelopes imported separately . . .	43	406	—	—	—	—	Plate of gold and silver (Jewellery) . . .	37	245	60	699	71	927
Old newspaper in bales and bags . . .	43	408	—	—	—	—	Plate, Sheet and — of glass . . .	34	188	—	—	70	912
Other kinds of paper . . .	43, 56	408, 1033	63	757	73	959	Plated ware (included with "Hardware and Cutlery") . . .	41	341	61	723	72	945
Pasteboard, millboard and cardboard of all kinds . . .	56	1033	63	758	73	960	" Corrugated . . .	41	341	—	—	—	—
Straw boards . . .	44	411	—	—	—	—	" Plain . . .	41	341	—	—	—	—
Other kinds . . .	44	412	—	—	—	—	" Sheets and — tinned . . .	55	1023	—	—	72	946
Manufactures of pasteboard, millboard and cardboard . . .	44	412	—	—	—	—	Tinplates . . .	41	342	—	—	—	—
Paper making materials:							Other sorts . . .	41	342	—	—	—	—
Pulp of wood . . .	44	415	63	758	—	—	Plates, over ½ inch thick of iron or steel, not galvanised or tinned . . .	41	344	—	—	—	—
Rags and other materials . . .	44	415	—	—	—	—	" or sheets of tin (not tinned iron) . . .	42, 55	358, 1031	62	732	—	—
Paraffin wax . . .	44	415	63	759	—	—	Playing cards . . .	52	588	—	—	—	—
Parasols (included with "Umbrellas") . . .	44	415	63	759	—	—	Ploughs and parts . . .	38	285	—	—	—	—
Parts of carriages . . .	52	593	63	872	76	1003	Pneumatic cycle covers . . .	45	451	—	—	—	—
" clocks and watches . . .	32	139	—	—	69	898	" ; tubes . . .	45	452	—	—	—	—
" cycles . . .	52	596	—	—	—	—							
" lamps (other than glass) . . .	35	209	—	—	—	—							
" Mechanically propelled vehicles . . .	53	602	—	—	—	—							
" sewing and knitting machines . . .	39	292	—	—	—	—							
" typewriters and accessories . . .	39	298	—	—	—	—							
Pasteboard, millboard, and cardboard of all kinds . . .	56	1033	63	758	73	960							
Patent medicines, Proprietary and —	83	151	—	—	—	—							
net. Lace and — (cotton) . . .	48	503	—	—	74	981							
Pearls (unset) . . .	44	422	—	—	70	911							
" Beads and false — . . .	31	185	—	—	—	—							
Pencils . . .	46	478	—	—	—	—							
Pepper . . .	46	470	65	704	—	—							
Peppermint oil . . .	42	370	—	—	—	—							
Perambulators and children's carts. Parts of— . . .	52	594	—	—	—	—							



INDEX—continued

ARTICLES	IMPORTS		EXPORTS				ARTICLES	IMPORTS		EXPORTS			
	Abstract Tables	General Imports	INDIAN MERCHANDISE		FOREIGN MERCHANDISE			Abstract Tables	General Imports	INDIAN MERCHANDISE		FOREIGN MERCHANDISE	
			Abstract Tables	General Exports	Abstract Tables	General Exports				Abstract Tables	General Exports	Abstract Tables	General Exports
	Page	Page	Page	Page	Page	Page	Page	Page	Page	Page	Page	Page	
Pneumatic motor covers	45	419	—	—	—	—	Provisions and Oilman's stores— <i>contd.</i>						
" " tubes	45	419	—	—	—	—	Canned and bottled provisions— <i>contd.</i>						
" " cycle covers	45	450	—	—	—	—	Tinned or canned fish	44	430	—	—	—	—
" " " tubes	45	451	—	—	—	—	Vegetable Products (vegetable ghl, vegetable fats, etc.)	44	431	—	—	—	—
Polishes:							Others	44	432	—	—	—	—
Polishes and compositions for application to leather	44	418	—	—	—	—	Cheese ( <i>including</i> canned)	44	433	63	763	—	—
Polishes and compositions for application to metals	44	419	—	—	—	—	Cocoa and chocolate	44	433	—	—	—	—
Wood polish	44	419	—	—	—	—	Confectionery	44	434	63	764	—	—
Other sorts	44	420	—	—	—	—	Farinaceous and patent foods:						
Pollards— <i>see</i> "Fodder, etc."							Farinaceous foods in bulk	44	435	—	—	—	—
Poppy seed	—	—	64	732	—	—	Milk food for infants and invalids	44	436	—	—	74	963
Porcelain. Earthenware and —	38, 54	165, 1016	58	650	70	904	Other sorts	44	436	—	—	—	—
Port	38	268	—	—	72	933	Ghl	44	437	63	764	—	—
Porter. Ale, beer, and —	55	1021	—	—	71	929	Isinglass	44	438	—	—	—	—
Porter. Stout and—							Jams and jellies	44	438	—	—	—	—
(in bottle)	37	267					Lard	44	439	63	765	—	—
(in bulk)	37	257					Milk, condensed and preserved, <i>including</i> milk cream	45	439	—	—	—	—
Portland cement	30	106	—	—	—	—	Pickles, chutnies and condiments	—	—	63	765	—	—
Postal articles not specified:	58	613	—	—	—	—	Pickles, chutnies, sauces and condiments	45	440	—	—	—	—
Postal articles	—	—	68	829	76	1008	Vinegar ( <i>excluding</i> bottled vinegar)	45	441	—	—	—	—
Potassium. Cyanide of —	31	128	—	—	—	—	Other sorts of provisions	45	441	63	765	—	—
Powder. Bleaching—	31	120	—	—	—	—	Pulp of wood	44	415	—	—	—	—
Precious stones and Pearls, unset:—			68	762	78	961	Pulse. Grain, —, and Flour (for details <i>see</i> under "Grain, Pulse, and Flour")						
Diamonds	44	421	—	—	—	—	Pulse	34	193	59	669	—	—
Other precious stones	44	421	—	—	—	—	Quicksilver	42	356	—	—	73	951
Pearls	44	422	—	—	—	—	Quinine salts (others)	33, 54	153, 1015	58	627	69	899
Preserved. Milk, condensed and —	45	439	—	—	—	—	Quinine, hydrochloride or dihydrochloride	33, 54	152, 1015	—	—	69	898
" Fruits and vegetables: dried, salted, or — (for details <i>see</i> under "Fruits and vegetables")							Quinine sulphate or bisulphate	33, 54	152, 1015	—	—	69	898
Presses, Printing and Lithographing —	44	424	—	—	—	—	Bags and other materials for making paper	44	415	—	—	—	—
Prime movers (for details <i>see</i> under "Machinery")							Balls, chairs, and fishplates of iron or steel ( <i>including</i> those for railways)	41, 55	339, 1028	—	—	—	—
Printed matter. Books and —	30, 54	96, 1012	57	623, 1046	69	887	Railway plant and rolling-stock:					74	964, 1062
Printers (grey)	48	510	—	—	—	—	Carriages and parts thereof	45, 56	444, 1035	—	—	—	—
Printing and Lithographing machinery and materials ( <i>excluding</i> paper):	56	1034	63	762	73	962	Locomotive engines and tenders, and parts thereof	45, 56	445, 1036	—	—	—	—
Printer's and Lithographer's ink	44	425	—	—	—	—	Wagons and parts thereof	45, 56	444, 1035	—	—	—	—
Printing and Lithographing presses	44	424	—	—	—	—	Materials for construction:	—	—	63	769	—	—
Printing type	41	424	—	—	—	—	Materials for construction—						
Other materials	44	425	—	—	—	—	Bridgework	45	445	—	—	—	—
Printing machinery (cotton)	39	293	—	—	—	—	Teak keys	—	—	63	769	—	—
Printing paper	43, 56	403, 1033	63	767	73	958	Sleepers and keys of steel or iron	45, 56	446, 1036	—	—	—	—
Prints and Chints (coloured)	49	526	—	—	—	—	Sleepers of wood	45, 56	446, 1036	—	—	—	—
Prints, Engravings, and pictures:							Other kinds of materials	45, 56	447, 1037	63	769	—	—
Photographs and picture postcards	44	426	—	—	74	962	Balsms. Currants and —	34	176	—	—	—	—
Others	44	427	—	—	—	—	Rape. Mustard or — oil	—	—	62	747	—	—
Proprietary and patent medicines	38	151	—	—	—	—	Rape and sesamum cake	—	—	63	754	—	—
Provisions and Oilman's stores:							" " seed	—	—	64	733	—	—
Bacon and hams	44	428	—	—	—	—	Rattans. Canes and —	30	113	57	629	69	890
Bêche-de-mer	—	—	63	763	—	—	Records (talking machines)	36	233	—	—	—	—
Biscuits and cakes	44	428	—	—	—	—	Refining machinery. Oil-crushing and —	39	389	—	—	—	—
Butter ( <i>including</i> canned)	44	429	63	763	74	963	Refrigerating machinery	39	290	—	—	—	—
Canned and bottled provisions:													
Canned or bottled fruits	44	430	—	—	—	—							

## INDEX—continued

ARTICLES	EXPORTS						ARTICLES	EXPORTS					
	IMPORTS		INDIAN MERCHANDISE		FOREIGN MERCHANDISE			IMPORTS		INDIAN MERCHANDISE		FOREIGN MERCHANDISE	
	Abstract Tables	General Imports	Abstract Tables	General Exports	Abstract Tables	General Exports		Abstract Tables	General Imports	Abstract Tables	General Exports	Abstract Tables	General Exports
	Page	Page	Page	Page	Page	Page		Page	Page	Page	Page	Page	Page
Requisites for games and sports—see under "Toys and requisites, etc."							Salted fish, dry . . . . .	33	170	58	652		
Requisites, Smokers' . . . . .	46	462					" " wet (ngopi) . . . . .	38	171	58	653		
" Toilet — (not specified elsewhere) . . . . .	52	597					" or preserved. Fruits and vegetables, dried, — (for details see under "Fruits and vegetables")						
Rhea, Ramie or Chiagrass . . . . .			67	854			Saltpetre . . . . .			57	636		
Resins, Gums and — (for details see under "Gums and Resins") . . . . .							Sandal wood . . . . .	53	109	68	875		
Rice bowls of iron . . . . .	41	327					" " oil . . . . .			62	739		
" bran . . . . .			58	655			Sanitary ware . . . . .	35	165				
" flour and ground rice . . . . .	34	195	59	679			Saris (grey and white included with "Dhutties, etc.") . . . . .						
" in the husk . . . . .	34	194	59	672			" and scarves, coloured . . . . .	49	528				
" not in the husk . . . . .	34	194	59	677	70	915	Sarsaparilla and preparations thereof . . . . .	33	154				
Boiled rice . . . . .				672			Sateens . . . . .	9	527				
Cleaned rice . . . . .				673			Sauces, Pickles, chutnies, —, and condiments . . . . .	45	440				
Broken cleaned rice . . . . .				675			Saw mill and wood working machinery . . . . .	39	291				
Other sorts of rice . . . . .				676			Sawa or dil seed . . . . .			64	775		
Rice and flour mill machinery . . . . .	39	291					Scarves (grey and white, included with "Dhutties, etc." and coloured, included with "Saris, etc.") . . . . .						
Rivets, Nails, —, and washers of iron or steel . . . . .	41, 55	336, 1037	61	727	72	944	Scientific and philosophical instruments . . . . .	36	239				
Rods (Brass) . . . . .	40	315					Screws, of iron or steel . . . . .	41	339				
Rods (Copper) . . . . .	40	321					Second hand clothing . . . . .	29	81				
Rod, Angle, bolt, and — of iron . . . . .	41, 55	336, 1025					Seed, lac . . . . .	37	247	60	701		
Rods, Fishing — and lines (included with "Sticks and Whips, etc.") . . . . .							Seeds : . . . . .					74	906
Rope, cotton . . . . .	50	549			75	936	Oil seeds : . . . . .						
" and twine (jute) . . . . .	51	564	67	850			Essential : . . . . .						
" (of vegetable fibre excluding jute and cotton). Cordage and — . . . . .	32	124	58	639	69	896	Ajama . . . . .			64	771		
Rose, Otto — oil . . . . .	42	369					Ajwan . . . . .			64	774		
Rose melloes, Storax, including liquid storax — . . . . .	33	154					Aniseed . . . . .			64	771		
Rosin . . . . .	35	200	59	685	70	917	Coriander . . . . .			64	772		
Rubber : . . . . .							Cummin . . . . .			64	773		
Raw . . . . .	45	448	64	770		965	" (black) . . . . .	45	455	64	774		
Manufactures— . . . . .			64	770	74	965	Fennel . . . . .			64	774		
Pneumatic motor covers . . . . .	45	449					Fenugreek . . . . .			64	775		
" " tubes . . . . .	45	449					Sawa or dil . . . . .			64	775		
" " cycles covers . . . . .	45	450					Other sorts . . . . .			64	776		
" " tubes . . . . .	45	451					Non-essential— . . . . .						
" cycle covers . . . . .	45	451					Ouster . . . . .			64	777		
" " tubes . . . . .	45	452					Copra or coconut kernel . . . . .	45	456	64	778		
Solid rubber tyres for motor vehicles . . . . .	45	452					Cotton . . . . .			64	779		
Other manufactures, etc. . . . .	45	454	64	770	74	965	Groundnuts . . . . .	45	457	64	779		
Rubber, raw . . . . .	45	448	64	770	74	965	Linseed . . . . .	45	457	64	780		
" insulated (electric). . . . .	35	217					Mowa or mowra . . . . .			64	781		
Rubber soled (Boots and Shoes) . . . . .	20	98, 99					Mustard . . . . .			64	781		
Rugs (woollen). Carpets and — . . . . .	51	573	67	860			Niger . . . . .			64	782		
Rum . . . . .	37	261					Poppy . . . . .			64	762		
Rupees—Government of India . . . . .	1080					1080	Rape . . . . .			64	783		
Saccharin . . . . .	33	153				69	900	Sesamum (til or jinjil) . . . . .	45	458	64	783	
Sacks, Bags and — of hemp . . . . .	51	560					Tea . . . . .	45	458	64	784		
Saddlery and harness . . . . .	37, 54	222, 1027	61	714			Others . . . . .	45	458	64	784		
Safes and strong boxes of metal . . . . .	35	209					Other than oil seeds . . . . .	45	459	64	786		
Safety matches . . . . .	40	308					Senna . . . . .			58	641		
Safflowers . . . . .			58	647			Sesamum cake (see "Linseed, rape and sesamum cake") . . . . .			62	748		
Saffron . . . . .	32	163			70	902	Sesamum oil . . . . .						
Sago flour . . . . .	46	472					" seeds . . . . .	45	456	64	783		
Salt . . . . .	45	455	64	770	74	966	Sewing and knitting machines . . . . .	39	292				
							" " parts . . . . .	39	292				

## INDEX—continued

ARTICLES	IMPORTS		EXPORTS				ARTICLES	IMPORTS		EXPORTS			
	Abstract Tables	General Imports	INDIAN MERCHANDISE		FOREIGN MERCHANDISE			Abstract Tables	General Imports	INDIAN MERCHANDISE		FOREIGN MERCHANDISE	
			Abstract Tables	General Exports	Abstract Tables	General Exports				Abstract Tables	General Exports	Abstract Tables	General Exports
	Page	Page	Page	Page	Page	Page	Page	Page	Page	Page	Page	Page	
Sewing thread (cotton)	50	550	66	881	75	986	Silver. Plate of gold and	37	215	60	699	71	927
" " (flax)	50	555	—	—	—	—	Silver thread. Gold and	29	79	—	—	—	—
" " (silk)	51	563	67	858	75	994	Skins, raw (see "Hides and skins")	—	—	—	—	—	—
Sharkfins. Fishmaws and	33	171	58	653	70	907	" tanned or dressed (see "Leather")	—	—	—	—	—	—
Shawls, woollen	51	575	67	862	75	997	Slabs. Blooms, ingots, billets, and — (steel)	41	332	—	—	—	—
" Cotton	48	504	—	—	—	—	Slabs. Tiles, ingots, cakes, Bricks and — (copper)	40, 55	320, 1024	—	—	—	—
" Handkerchiefs and in the piece (cotton)	48	504	65	817	74	979	Sleepers and keys of steel or iron (Railway)	41, 55	346, 1028	—	—	—	—
Sheep and goats	—	—	57	619	—	—	" of wood (Railway)	53	610	—	—	—	—
Sheep skins (dressed or tanned)	—	—	61	709	—	—	Smokeless gunpowder	29	89	—	—	—	—
" " (raw)	—	—	60	693	71	922	Smokers' requisites (excluding tobacco)	46	462	—	—	—	—
Sheetings—							Soap :						
Grey	48	511	—	—	—	—	Household and laundry soaps in bars or tablets	46	463	—	—	—	—
White	49	520	—	—	—	—	Toilet soap	46	464	64	790	74	967
Sheets (Aluminium)	40	311	—	—	—	—	Other sorts	46	465	—	—	—	—
Sheets. Braziers and — of copper	40	321	—	—	—	—	Socks, stockings and —	48	505	—	—	—	—
Sheets (Brass)	40	315	—	—	—	—	Soda. Bicarbonate of —	32	130	—	—	—	—
Sheet and plate, glass	34	188	—	—	70	912	" caustic	32	131	—	—	—	—
Sheets of copper, wrought	40	321	61	724	—	—	" compounds (for details see under "Chemicals")	—	—	—	—	—	—
Sheets of lead for tea-chests	42	355	—	—	—	—	" Nitrate of —	39	301	—	—	—	—
" of lead	42, 55	354, 1030	—	—	—	—	" other sorts	32	133	57	632	—	—
" and plates (of iron or steel), galvanised	55	1023	61	723	72	945	Sodawater bottles	34	136	—	—	—	—
" Corrugated	41	341	—	—	—	—	Sodium carbonate (soda ash and soda crystals)	32	132	—	—	—	—
" Flat	41	341	—	—	—	—	Sodium silicate	32	132	—	—	—	—
" " tinned	41	342	—	—	72	945	Solder	42	357	—	—	—	—
" Tin plates	41	342	—	—	—	—	Solid rubber tyres for motor vehicles	45	452	—	—	—	—
" Other sorts	41	342	—	—	—	—	Solutions and compositions. Paints—	43	375	—	—	—	—
Sheets up to 1/4 inch thick (Iron or Steel)	41	343	—	—	—	—	Sovereign	1077	—	—	—	1077	—
" " " not galvanised or tinned	41	343	—	—	72	946	Sparkling wines. Champagne and other —	38	267	—	—	72	928
Sheets, Plates or — of tin (not tinned iron)	42, 55	358, 1031	62	732	—	—	Specimens illustrative of natural science	41	460	61	790	74	967
Shellac	37	247	60	702	—	—	Spelter. Zinc or — (for details see under "Metals")	—	—	—	—	—	—
Shells and Cowries :							Spices :						
Cowries	46	461	64	789	—	—	Betelnuts	46	467	65	791	—	—
Shells :					74	566	Cardamoms	46	467	65	791	74	968
Chanks, Sankhli, etc.	46	461	64	789	—	—	Cassia	46	467	—	—	74	968
Tortoise-shell	46	462	64	789	—	—	Chillies	46	468	65	792	—	—
Sherry, Madeira, and Marsala	38	269	—	—	—	—	Cinnamon	46	468	65	793	—	—
Ships, parts of	53, 56	604, 1042	68	872	76	1004, 1064	Cloves	46	468	65	793	74	968
Shirtings (coloured)	49	527	—	—	—	—	Ginger	46	469	65	793	—	—
" Longcloth and — (grey)	49, 56	510, 1030	66	820	—	—	Nutmegs	46	469	—	—	74	969
" (white)	49	513	66	823	—	—	Pepper	46	470	65	794	—	—
Shoes (see "Boots and Shoes")	—	—	—	—	—	—	Other sorts	46	470	65	798	74	970
Silicate, Sodium—	—	—	67	855	—	—	Splanning machinery (cotton)	39	294	—	—	—	—
Silk, casam or waste	—	—	67	855	—	—	Spirit (for details see under "Liquors")	—	—	—	—	—	—
" cocoons	—	—	67	855	—	—	Splints, undipped—	40	309	—	—	—	—
" manufactures of :							Splittings. Mica in—	42	365	62	737	—	—
Piece goods	51	568	67	957	76	994	Spots. Checks, —, and Stripes, cotton (white)	49	516	—	—	—	—
Goods of silk mixed with other materials	51	567	67	850	75	993	" " (coloured, etc.)	49	523	—	—	—	—
Silk yarn, nolls, and warps	51	567	—	—	75	992	Spring of steel	51	329	—	—	—	—
Thread for sewing	51	568	67	858	75	994	Standard lighting lamps	26	224	—	—	—	—
Other sorts	51	569	67	858	75	995							
Silk, raw	51	566	67	854	75	992							
" waste	51	566	67	855	—	—							
Silver	1078, 1079, 1080, 1085	—	—	—	1078, 1079, 1080, 1085	—							

## INDEX—continued

ARTICLES	EXPORTS						ARTICLES	EXPORTS					
	IMPORTS		INDIAN MERCHANDISE		FOREIGN MERCHANDISE			IMPORTS		INDIAN MERCHANDISE		FOREIGN MERCHANDISE	
	Abstract Tables	General Imports	Abstract Tables	General Exports	Abstract Tables	General Exports		Abstract Tables	General Imports	Abstract Tables	General Exports	Abstract Tables	General Exports
	Page	Page	Page	Page	Page	Page	Page	Page	Page	Page	Page	Page	
Starch and Farina :							T.—Cloth and domestics— <i>contd.</i>						
Starch . . . . .	46	471	—	—	—	—	White . . . . .	49	520	66	823	—	—
Farina and potato flour . . . . .	46	473	—	—	—	—	Tea :						
Sago flour . . . . .	46	472	—	—	—	—	Black . . . . .	46	484	65	802	74	976
Stationery (excluding paper)	56	1037	65	798,1051	74	971,1062	Green . . . . .	46	485	65	804	74	977
Pencils . . . . .	46	473	—	—	—	—	Tea-chests entire or in sections:						
Other sorts . . . . .	46	474	—	—	—	—	of iron or steel or other metal . . . . .	47	486	—	—	—	—
Steam engines and parts (for details see under "Machinery and millwork")							" wood . . . . .	47	485	—	—	—	—
Steam-engines (Locomotives)	38	274	—	—	—	—	" Sheets for — of lead . . . . .	42	355	—	—	—	—
" (other than locomotives)	38, 55	278, 1022	—	—	—	—	Tea machinery . . . . .	39	293	—	—	—	—
Stearins, Tallow and— (for details see under "Tallow and Stearine")							" seed . . . . .	45	458	64	784	—	—
Steel (for details see under "Metals")							" waste, for the manufacture of Caffeine . . . . .	—	—	65	806	—	—
Stick, lac . . . . .	37	247	60	703	—	—	Teakwood . . . . .	53	608	68	873	76	1006
Sticks and whips . . . . .	46	475	—	—	—	—	Teak keys . . . . .	—	—	68	874	—	—
Stockings and socks . . . . .	48	505	—	—	—	—	Tea, Angle and— . . . . .						
Stone and marble . . . . .	46	476	65	708	74	972	Telegraphs, materials for construction and accessories . . . . .	47, 56	487, 1038	—	—	—	1062
" " Articles of — . . . . .	46	477	—	—	—	—	Telephones, materials for construction, etc. . . . .	47	487	—	—	—	—
Stones, Precious—(unset) . . . . .	44	421	63	762	73	961	Textile machinery (for details see under "Machinery and Millwork")						
Storax, including liquid storax (rose melloes)	38	154	—	—	—	—	Textiles :						
Stout and porter : (in bottle) . . . . .	37	257	—	—	—	—	Cotton (for details see under "Cotton")						
(in bulk) . . . . .	37	257	—	—	—	—	Flax (for details see under "Flax")						
Stoves . . . . .	35	210	—	—	—	—	Haberdashery and Millinery :						
Straits dollars . . . . .	—	—	—	—	1080	—	Lace and embroidery . . . . .	50	556	—	—	—	—
Straw (included with "Fodder, etc.")							Towels not in the piece . . . . .	50	557	66	835	75	990
Straw boards . . . . .	44	411	—	—	—	—	Other sorts . . . . .	50	558	—	—	—	—
Stripes, Checks, Spots, and — of cotton cloth (white) (coloured, etc.) . . . . .	49	516	—	—	—	—	Hemp (for details see under "Hemp")						
Strips, Hoops and — (Iron or Steel)	41, 55	336, 1027	61	727	72	943	Jute (for details see under "Jute")						
Sugar :							Silk (for details see under "Silk")						
Beet Sugar . . . . .	46	480	—	—	—	—	Wool (for details see under "Wool")						
Sugar, 16 Dutch standard and above . . . . .	46	478	65	799	74	972	Other Textiles — Manufactured . . . . .	51	582	67	865	76	1000
Sugar, 23 Dutch standard and above . . . . .	46	479	65	799	74	974	Raw . . . . .	51	582	67	864	75	1000
Sugar, below 23 Dutch standard but not below 16 Dutch standard . . . . .	46	479	65	799	74	974	Thread, Gold and silver— . . . . .	29	79	—	—	—	—
Sugar, 15 Dutch standard and below . . . . .	46	481	65	800	74	975	Thread, sewing :						
Molasses . . . . .	46	481	65	801	—	—	Cotton . . . . .	50	550	66	831	75	986
Sugar machinery . . . . .	39	293	—	—	—	—	Flax . . . . .	50	550	—	—	—	—
Sulphate of ammonia . . . . .	39	301	61	720	—	—	Silk . . . . .	51	568	67	856	75	994
" of Magnesium . . . . .	31	126	—	—	—	—	Thymol oil . . . . .	—	—	62	740	—	—
Sulphur . . . . .	32	134	—	—	—	—	Til or Jinfil (Sesamum oil)	—	—	62	748	—	—
Sulphuric acid . . . . .	31	115	—	—	69	891	" " seed . . . . .	45	448	64	783	—	—
Sunshades (included with "Umbrellas")							Tiles, ingots, cakes, bricks and slabs of unwrought copper . . . . .	40	320	—	—	72	941,1061
Superphosphate . . . . .	39	303	—	—	—	—	Tiles (not of copper) . . . . .	31, 54	108, 1013	57	626	—	—
Surgical instruments . . . . .	36	240	—	—	—	—	Timber (for details see under "Wood and Timber")						
Tableware (including decanters, etc.) of glass . . . . .	34	189	—	—	—	—	Timepieces, Clocks and — . . . . .	32	138	—	—	69	894
Talking machines	36	232	—	—	—	—	Tin (for details see under "Metals")						
Talking machines and accessories . . . . .	36	233	—	—	71	922	Tin plates . . . . .	41	342	—	—	72	946
Tallow and Stearine :							Tinned iron, Sheets and plates of — . . . . .	41	342	—	—	72	946
Grease . . . . .	46	482	—	—	—	—	Tobacco : Unmanufactured . . . . .	52	582	68	865	76	1001
Other sorts . . . . .	46	482	—	—	—	—							
Tanning substances, Dyeing and — (for details see under "Dyeing and Tanning substances")													
Tar, Coal — and Pitch . . . . .	44	416	—	—	73	961							
Tartaric acid . . . . .	31	116	—	—	—	—							
T-cloth and domestics :													
Grey . . . . .	49	511	66	819	—	—							

## INDEX—continued

COUNTRIES	IMPORTS		EXPORTS				COUNTRIES	IMPORTS		EXPORTS			
	Abstract Tables	General Imports	INDIAN MERCHANDISE		FOREIGN MERCHANDISE			Abstract Tables	General Imports	INDIAN MERCHANDISE		FOREIGN MERCHANDISE	
			Abstract Tables	General Exports	Abstract Tables	General Exports				Abstract Tables	General Exports		
	Page	Page	Page	Page	Page	Page		Page	Page	Page	Page	Page	Page
Tobacco— <i>contd.</i>							Trade—total—with— <i>contd.</i>						
Manufactured—							Czechoslovakia . . . . .	22	—	25	—	28	—
Cigars . . . . .	52	583	68	866	—	—	Denmark . . . . .	22	—	25	—	28	—
Cigarettes . . . . .	52	584	68	867	—	—	Dutch Guiana . . . . .	—	—	26	—	28	—
Tobacco for pipes and cigarettes . . . . .	52	585	—	—	76	1001	Dutch West Indies . . . . .	23	—	26	—	—	—
Other sorts . . . . .	52	586	68	867	—	—	Ecuador . . . . .	23	—	26	—	—	—
Toilet soap . . . . .	46	454	—	—	—	—	Egypt . . . . .	23	—	26	—	28	—
Toilet requisites (not speci- fied elsewhere) . . . . .	52	587	—	—	—	—	Estonia . . . . .	22	—	25	—	—	—
Tool steel carbons . . . . .	41	331	—	—	—	—	Falkland Islands . . . . .	—	—	24	—	—	—
Tortoise-shell . . . . .	46	462	64	789	—	—	Federated Malay States . . . . .	21	—	24	—	27	—
Towels in the piece (cotton)	50	549	—	—	—	—	Fiji Islands . . . . .	21	—	24	—	27	—
Towels not in the piece (Haberdashery) . . . . .	50	556	—	—	—	—	Finland . . . . .	22	—	25	—	28	—
Toys and requisites for games and sports:							Flume . . . . .	22	—	25	—	28	—
Toys . . . . .	52	588	—	—	—	—	Formosa . . . . .	23	—	26	—	—	—
Requisites for games and sports:							France . . . . .	22	—	25	—	28	—
Playing cards . . . . .	52	588	68	869	76	1002	French East Africa . . . . .	—	—	26	—	28	—
Other sorts . . . . .	52	589	—	—	—	—	French Guiana . . . . .	—	—	26	—	—	—
Tractors, Agricultural	38	285	—	—	—	—	French Somaliland . . . . .	23	—	26	—	28	—
Trade—total—with— Abyssinia . . . . .	23	—	26	—	—	—	French West Africa . . . . .	23	—	26	—	—	—
Aden and Dependencies	21	—	24	—	27	—	French West Indies . . . . .	—	—	26	—	—	—
Afghanistan . . . . .	—	—	25	—	28	—	Gambia . . . . .	21	—	—	—	—	—
Albania . . . . .	22	—	25	—	28	—	Georgia . . . . .	22	—	25	—	28	—
Algeria . . . . .	23	—	26	—	—	—	Germany . . . . .	22	—	25	—	28	—
Anglo-Egyptian Sudan . . . . .	21	—	24	—	27	—	Gibraltar . . . . .	21	—	24	—	27	—
Argentine Republic (including the Atlantic Coast of Patagonia) . . . . .	23	—	26	—	—	—	Gold Coast (including British Togoland) . . . . .	—	—	24	—	27	—
Armenia . . . . .	22	—	25	—	28	—	Greece . . . . .	22	—	25	—	28	—
Australian Common- wealth . . . . .	21	—	24	—	27	—	Guatemala . . . . .	23	—	26	—	—	—
Austria . . . . .	22	—	25	—	28	—	Guiana, British . . . . .	21	—	24	—	27	—
Azerbaijan . . . . .	22	—	—	—	—	—	(Dutch) . . . . .	—	—	26	—	—	—
Bahrain Islands . . . . .	21	—	24	—	27	—	Haiti and St. Domingo . . . . .	23	—	26	—	28	—
Bahamas . . . . .	22	—	24	—	—	—	Hawaii . . . . .	23	—	26	—	28	—
Belgium . . . . .	22	—	25	—	28	—	Henjam Islands . . . . .	22	—	25	—	28	—
Bermudas . . . . .	21	—	24	—	—	—	Honduras . . . . .	—	—	24	—	—	—
Bolivia . . . . .	—	—	26	—	—	—	(not British) . . . . .	—	—	26	—	—	—
Borneo (Dutch) . . . . .	23	—	25	—	28	—	Hongkong . . . . .	21	—	24	—	27	—
Brazil . . . . .	23	—	26	—	28	—	Hungary . . . . .	22	—	25	—	28	—
British Borneo . . . . .	21	—	24	—	27	—	Indo-China (including Cochin China, Cam- bodia, Annam, Tonkin and French leased territories in China) . . . . .	23	—	25	—	28	—
British Guiana . . . . .	21	—	24	—	27	—	Italian East Africa, (Somaliland and Er- tree) . . . . .	23	—	26	—	28	—
British Honduras . . . . .	—	—	24	—	—	—	Iraq . . . . .	21; 22	—	24, 25	—	27, 28	—
British West India Islands . . . . .	21	—	24	—	27	—	Italy . . . . .	22	—	25	—	28	—
Bulgaria . . . . .	—	—	25	—	—	—	Japan . . . . .	23	—	26	—	28	—
Canada . . . . .	21	—	24	—	27	—	Java . . . . .	22	—	25	—	28	—
Canary Islands . . . . .	23	—	—	—	—	—	Kenya Colony . . . . .	21	—	24	—	27	—
Cape of Good Hope . . . . .	21	—	24	—	27	—	Korea . . . . .	23	—	25	—	—	—
Celebes and other Islands . . . . .	23	—	25	—	28	—	Latvia . . . . .	22	—	25	—	—	—
Ceylon . . . . .	21	—	24	—	27	—	Lithuania . . . . .	22	—	—	—	—	—
Channel Islands . . . . .	21	—	24	—	—	—	Luxemburg . . . . .	22	—	25	—	28	—
Chile (including the Pacific coast of Pata- gonia) . . . . .	23	—	26	—	28	—	Macao . . . . .	—	—	25	—	—	—
China (exclusive of Hongkong and Macao)	23	—	25	—	28	—	Madagascar . . . . .	23	—	26	—	28	—
Colombia . . . . .	23	—	26	—	—	—	Maldives . . . . .	21	—	24	—	27	—
Congo States . . . . .	—	—	26	—	—	—	Malta and Gozo . . . . .	21	—	24	—	27	—
Costa Rica . . . . .	—	—	26	—	—	—	Mascat Territory and Trucial Oman . . . . .	22	—	25	—	28	—
Crete . . . . .	22	—	25	—	28	—	Mauritius and Depen- dencies . . . . .	21	—	24	—	27	—
Cuba . . . . .	23	—	26	—	28	—	Mexico . . . . .	23	—	26	—	—	—
Cyprus . . . . .	21	—	24	—	27	—	Morocco . . . . .	—	—	26	—	—	—
							Natal . . . . .	21	—	24	—	27	—
							Netherlands . . . . .	22	—	25	—	28	—
							Newfoundland and Coast of Labrador . . . . .	—	—	24	—	—	—
							New Guinea (Dutch) . . . . .	23	—	25	—	—	—

