

[FIFTY-FIFTH ISSUE]

DEPARTMENT OF STATISTICS, INDIA

ANNUAL STATEMENT

OF THE

Sea-Born Trade of British India

WITH THE

British Empire and Foreign Countries

fiscal year ending 31st March, 1921

VOLUME II.

With detailed tables of the trade and shipping with each country and at port, and tables relating to the trade of Aden, and of the French and Portuguese Possessions in India.

---

*Published by order of the Governor-General in Council*

---



CALCUTTA  
SUPERINTENDENT GOVERNMENT PRINTING, INDIA  
1922.

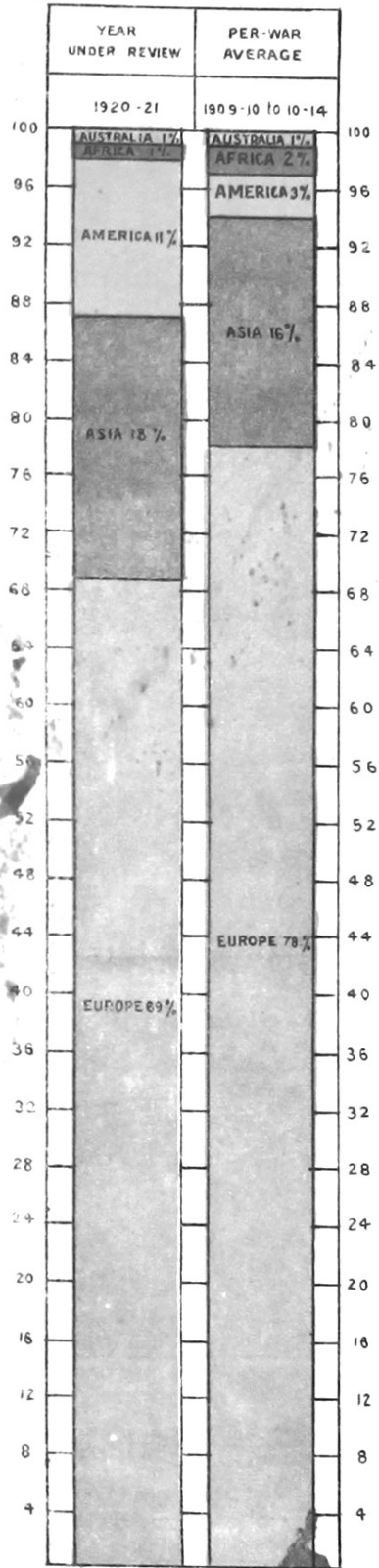
[No. 1622.]

Price Rs. 6 annas

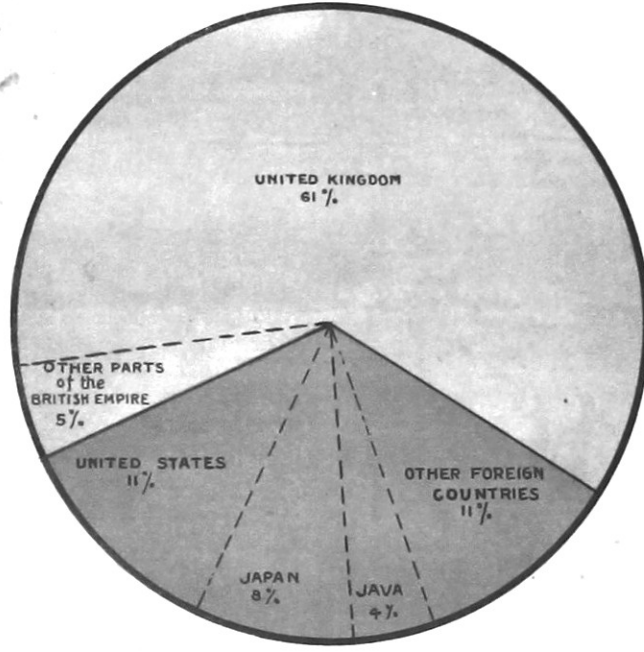
**I. SHARE OF THE CONTINENTS AND PRINCIPAL COUNTRIES IN THE IMPORT TRADE OF BRITISH INDIA IN 1920-21, AS COMPARED WITH THE AVERAGE OF THE FIVE PRE-WAR YEARS, 1909-10 TO 1913-14.**

# IMPORTS

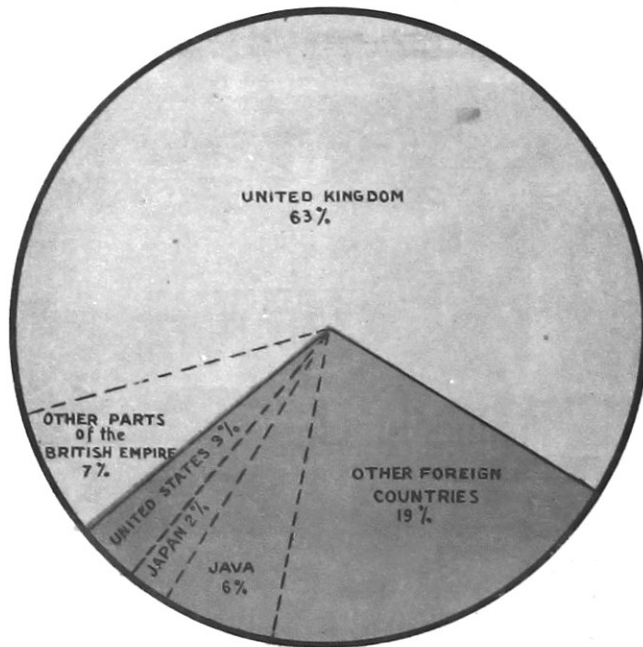
**(1) SHARE OF CONTINENTS**



**(2) SHARE OF PRINCIPAL COUNTRIES  
1920-21  
(YEAR UNDER REVIEW)**



**1909-10 TO 1913-14  
(PRE-WAR AVERAGE)**



**1920-21  
(YEAR UNDER REVIEW)**

	PER CENT
BRITISH EMPIRE	66
FOREIGN COUNTRIES	34
	100

**1909-10 TO 1913-14  
(PRE-WAR AVERAGE)**


	PER CENT
BRITISH EMPIRE	70
FOREIGN COUNTRIES	30
	100

Note the decrease in the share of the British Empire and Java and the increase in the case of the United States, and Japan, in the total import trade, as compared with the pre-war period.

**2. SHARE OF THE CONTINENTS AND PRINCIPAL COUNTRIES IN THE EXPORT TRADE OF BRITISH INDIA IN 1920-21, AS COMPARED WITH THE AVERAGE OF THE FIVE PRE-WAR YEARS, 1909-10 TO 1913-14.**

# EXPORTS

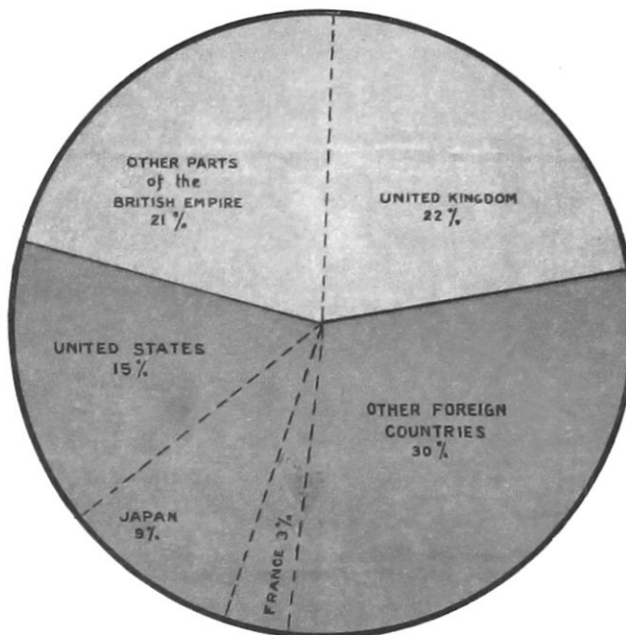
**(1) SHARE OF CONTINENTS**



**(2) SHARE OF PRINCIPAL COUNTRIES**

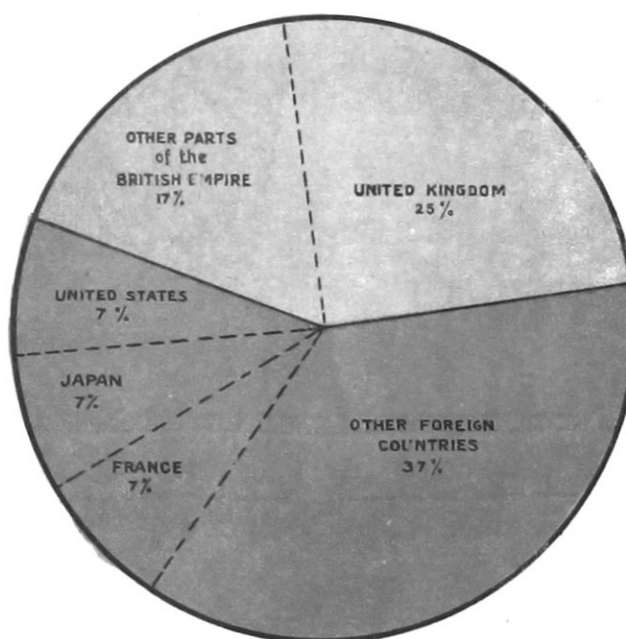
**1920-21**

**(YEAR UNDER REVIEW)**



**1909-10 TO 1913-14**

**(PRE-WAR AVERAGE)**



**1920-21 (YEAR UNDER REVIEW)**

	PER CENT
BRITISH EMPIRE	43
FOREIGN COUNTRIES	57
	100

**1909-10 TO 1913-14 (PRE-WAR AVERAGE)**

	PER CENT
BRITISH EMPIRE	42
FOREIGN COUNTRIES	58
	100

Note the increase in the share of the United States and Japan, and the decrease in the share of United Kingdom and France, in the total export trade, as compared with the pre-war period.

## INTRODUCTORY NOTE.

**1. Scope of the Returns.**—As stated in the Introductory Note to Volume I of this Annual Statement, the tables in this volume generally give information regarding the trade and shipping with each country and at each port for the official years 1916-17 to 1920-21. The tables of trade relate, in short, to the countries from which goods were imported or to which they were exported, being based on the records of countries of consignment and of final destination, and not, as in the corresponding volumes for 1910-11 and previous years, on those of countries of shipment and discharge.

**2. Statistical year.**—All tables given in this Volume cover the five official years, April to March, 1916-17 to 1920-21, except the shipping tables Nos. 8 and 9 which show figures for 1920-21 only.

**3. Abstract Tables.**—Tables 1 to 7 and 10 show for each of the years 1916-17 to 1920-21 the shares of each principal country in the total import, export, and re-export trade in merchandise only.

Table 1 shows the total value of the imports of merchandise and treasure separately from each principal country, table 2 gives similar details of the exports, including re-exports, and table 3 shows separately the total figures of the exports and re-exports of merchandise only. In these three tables the countries are grouped into (1) the British Empire and (2) Foreign countries.

In tables 4 to 7 are given the shares of each principal country in the totals, imports, exports, and re-exports of merchandise, the countries being grouped geographically within each Continent.

Table 8 shows the shares of each maritime province in the total imports and exports, including re-exports, of private merchandise and treasure. Similar details for Government stores and treasure are given in table 9.

In table 10 is shown the total trade in merchandise of each maritime province with each principal country.

Table 11 shows the total imports and exports of merchandise and treasure separately at each port.

**4. Detailed tables.**—Table 12 shows the quantities and values of the principal articles of merchandise imported and exported into and from each of the chief ports (Calcutta, Balasore, Bombay, Karachi, Fort St. George, and Rangoon). The information as regards the chief ports in this table relates to the quantities and values of the principal articles of merchandise entered for export or cleared for import by the Customs at the chief ports. Imported goods, though landed at the ports to which they are accredited, may afterwards be carried in coasting vessels to other ports before passing into consumption. Thus these returns are not, strictly speaking, an exact indication of the imports and exports passing through each port.

Table 13 shows the quantities and values of the principal articles of merchandise imported and exported from and to each principal country, the countries being arranged geographically within each Continent. The trade in each article is recorded separately when its value is £1,000 or more under imports, and £500 or more under exports. If the value of the trade in any particular article is less than the limit stated, it is generally grouped under the head "all other articles of merchandise."

The articles are arranged in alphabetical order as in Volume I, provision being made for grouping together within the alphabetical order such articles as are related industrially or commercially.

**5. Customs Revenue.**—Tables 14, 15, and 16 give details of the Customs duty collected (a) on imports and exports at each port in each province, (b) in respect of the principal and other articles of imported merchandise, and (c) in respect of the dutiable articles of exported merchandise. In tables 15 and 16 the arrangement of articles follows the classification in the tariff schedules. Table 17 gives the amount of drawbacks paid and duties refunded on the principal and other articles imported and exported.

**6. Dutiable articles allowed free of duty and Bonded goods.**—Table 18 shows the dutiable articles of imported merchandise allowed free of duty for the use of private individuals and institutions, and table 19 shows the quantity of certain principal articles of merchandise imported, which remained in customs bonded warehouses on the last day of each of the official years 1916-17 to 1920-21. The figures do not however include duty-paid goods lying in the warehouses outside customs authority.

**7. Conversion of Rupees into Sterling notation.**—The values of goods are recorded in Rupees in the shipping documents but throughout these tables they are shown in *pounds sterling* converted at the rate of R10=£1 for 1919-20 and 1920-21, and at R15=£1 for earlier years. The actual market rate of the rupee, however, varied from 16 $\frac{3}{4}$ d. to 16 $\frac{7}{16}$ d. in 1916-17, from 16 $\frac{3}{4}$ d. to 16 $\frac{3}{8}$ d. in 1917-18, from 16 $\frac{3}{8}$ d. to 17 $\frac{3}{8}$ d. in 1918-19, from 17 $\frac{3}{8}$ d. to 34 $\frac{1}{2}$ d. in 1919-20, and from 14 $\frac{3}{4}$ d. to 28d. in 1920-21. The change of notation from *Rupees* into *pounds sterling* was introduced in the Supplement to the Annual Statement for 1907-08 to 1910-11 and has been adopted in the Annual Statement itself, beginning with the issue for 1911-12.

**8. Trade of Aden.**—The tables relating to the Trade and Navigation of Aden for 1920-21 are incorporated in this issue.

*Nature of the Trade recorded in the Aden tables.*—Imports include all goods which are manifested for Aden, while exports include all goods and re-exports shipped from Aden. Transshipment cargo, *i.e.*, cargo manifested for transshipment on through bills of lading, is shown separately as noted below. There is a very considerable land trade, and exports by sea necessarily include a considerable amount of re-exports of goods originally imported by land, and imports include goods which are intended for exports by land.

*Countries to which imports or exports are credited in Aden.*—Following the classification of the sea-borne trade returns of British India, imports are classified as received from the countries whence they were consigned to Aden, and exports are credited to the countries of final destination.

*Method of ascertaining values in Aden.*—The values of goods are generally based on consignor's invoices, and not on the wholesale cash price in Aden as required by section 30 of the Sea Customs Act. The values of goods imported or exported are taken from the import and export pass notes forwarded to the Political Resident, Aden, by the Port Trust Department. In the case of goods brought by steamers the value is usually based upon the invoices; and in the case of cargo brought by *dhow* the value is taken from Arabic advices. In many cases papers are not available and manifests have to be written out in Aden. The pass notes are stated to be scrutinised by the assessors of the Revenue Department and corrected, where necessary, by comparison with average market rates, which are ascertained periodically for the purpose.

*Conversion of Rupees into Sterling notation in Aden tables.*—The values of goods throughout these tables are shown in pounds sterling converted at the rate of R15=£1.

*Tables of the Trade of Aden.*—These tables relate to the sea-borne and land trade and also to the shipping of the port of Aden for the official years 1916-17 to 1920-21. Tables 1A, 1B, and 1C, and 2A, 2B, and 2C are classified summaries, showing the values of the imports and exports from and to the British Empire and Foreign countries separately. Table 1 shows for each of the years 1916-17 to 1920-21, the total sea-borne trade of Aden in private merchandise and treasure, and table 2 gives similar details of Government stores and treasure. Tables 3 and 4 show the total value of imports and exports, respectively, from and to each principal country, of merchandise and treasure separately. The countries in these two tables are arranged geographically within each Continent. Table 5 shows the total quantities and value of the principal articles of imports and table 6 gives similar details of exports. Tables 7 and 8 are general tables and show the quantities and values of the imports and exports, respectively, with the countries from or to which imported or exported. The articles are arranged alphabetically, provision being made for grouping together within the alphabetical order such articles as are related industrially or commercially, as in abstract tables 5 and 6. Tables 9, 9A, 10 and 10A relate to the land trade and show the imports and exports from and to the interior of Arabia. Shipping figures are recorded in tables 11 to 14. Tables 15 and 16 show the number of packages of transshipment cargo landed in wharves awaiting shipment to destination.

9. **Trade of the French and the Portuguese Possessions in India.**—The trade is recorded in separate sets of tables, the trade of the French Possessions being for the five years ending the 31st March 1921. Returns of the trade of the Portuguese Possessions for 1914-15 and 1915-16 have been received and are being published separately as Supplement to the Annual Statement of the Sea-borne Trade of British India.

10. **Shipping Foreign Trade.**—*Entrances and clearances of vessels.*—Vessels bringing cargo from more than one Foreign Port are recorded as entering from the most distant port at which cargo for British India was embarked. Vessels with cargo departing from British India for more than one Foreign Port are recorded as clearing for the most distant port at which cargo from British India is to be disembarked.

Vessels in the Foreign Trade are recorded as entering on the voyage inwards at the first port at which cargo is discharged, and as clearing on the voyage outwards at the last port at which cargo is laden. If on their inward voyage they enter a port in British India to discharge only a part of their cargoes and then proceed to other ports in British India, their clearances and entries after arrival at the first port are recorded in the Coasting Trade, whether they ship "Coasting Cargo" or not, for the foreign voyage is deemed to have ended on arrival at the port where part of the cargo is first discharged. If vessels on the voyage outwards load with part cargo for a Foreign Port, and part for some other port or ports in British India, they are recorded at the first port of departure as cleared in the Coasting Trade and such vessels are again recorded as cleared in the Foreign Trade at the last British Indian port.

Vessels in ballast are recorded both as to entries and clearances in the same way as vessels with cargo.

The classes of vessels which are distinguished in the shipping tables are detailed below :—

*British.*—Steamers and square-rigged sailing vessels, flying the British flag and registered under the English Merchant Shipping Act, 1894, in any port in the United Kingdom or in a British Possession other than British India.

*British Indian.*—Steamers and square-rigged sailing vessels, flying the British flag, and registered under the Indian Merchant Shipping Act, X of 1841, or other enactment for the time being in force for the registration of ships in British India.

*Native craft*—

- (i) *British.*—Sailing vessels, not square-rigged, flying the British flag but not belonging to any ports in British India or in Indian States.
- (ii) *British Indian.*—Sailing vessels, not square-rigged, belonging to ports in British India or in Indian States.
- (iii) *Foreign.*—Sailing vessels, not square-rigged, flying a flag other than the British flag or that of an Indian State.

*Foreign.*—Steamers and square-rigged sailing vessels flying a flag other than the British flag.

Abstract table 1 gives the total entries and clearances in each maritime province, and tables 2 and 3 show the countries from which the vessels entered or to which they cleared. In tables 4 and 5 is shown the nationality of these vessels. Tables 6 and 7 give the details of the shipping at each port in each province. In tables 8 and 9 are shown for one year only the nationality as well as the countries (from which entered or to which cleared) of vessels with cargoes and in ballast, respectively. Table 10 shows the number and tonnage of steam-vessels built at each port, and table 11 gives similar details of vessels first registered.

11. **Charts.**—Diagrams have been added, illustrating the share of each Continent and the principal countries in the import and export trade in the year ending 31st March 1921, as compared with the average of the five pre-war years 1909-10 to 1913-14.

## CONTENTS

### TABLES RELATING TO THE SEA-BORNE TRADE AND NAVIGATION OF INDIA

No of Tables.		Page.
	Charts illustrating (1) Share of continents and principal countries in the import trade in the year ending 31st March 1921, as compared with the average of the five pre-war years 1909-10 to 1913-14	} frontis- piece
	(2) Share of continents and principal countries in the export trade in the year ending 31st March 1921, as compared with the average of the five pre-war years 1909-10 to 1913-14	} "
	Introductory Note . . . . .	i—iii
	Contents . . . . .	v— xi
<b>I.—ABSTRACT TABLES—</b>		
	Imports of Merchandise and Treasure (including Government transactions)—	
1	From each Country. Value . . . . .	2
	Exports of Private Merchandise and Treasure—	
	To each Country. Value—	
2	(a) Total . . . . .	6
3	{ (b) Indian Merchandise } . . . . .	10
	{ (c) Foreign Merchandise } . . . . .	
4	Total Trade (Imports, Exports, and Re-exports) in Private Merchandise with each Continent . . . . .	14
5	Import Trade in Private Merchandise with each Continent. Value . . . . .	15
6	Export Trade in Private Merchandise (Indian) with each Continent . . . . .	16
7	Re-export „ „ (Foreign) „ „ . . . . .	17
	Share of each Province in the Imports and Exports of Merchandise and Treasure Value—	
8	Private Trade . . . . .	18
9	Government Stores and Treasure . . . . .	19
10	Trade of each Province with each Country. Value . . . . .	20
11	Trade at each Port. Value . . . . .	26
<b>II.—DETAILED STATEMENT OF THE TRADE AT THE CHIEF PORTS—</b>		
	Imports and Exports of Merchandise at Chief Port of each Province. Value—	
12	Calcutta . . . . .	34
	Balasore . . . . .	69
	Bombay . . . . .	70
	Karachi . . . . .	109
	Fort St. George . . . . .	136
	Rangoon . . . . .	162

## CONTENTS—continued

No. of Tables.		Page.
	<b>III.—DETAILED STATEMENT OF THE TRADE WITH EACH COUNTRY—</b>	
	<b>I.—Europe—</b>	
13	United Kingdom . . . . .	189
"	Russia . . . . .	223
"	Sweden . . . . .	225
"	Norway . . . . .	228
"	Denmark . . . . .	229
"	Germany . . . . .	230
"	Holland . . . . .	243
"	Belgium . . . . .	251
"	Luxemburg . . . . .	260
"	France . . . . .	261
"	Spain . . . . .	270
"	Gibraltar . . . . .	271
"	Portugal . . . . .	273
"	Malta and Gozo . . . . .	273
"	Madeira . . . . .	274
"	Cyprus . . . . .	275
"	Switzerland . . . . .	276
"	Italy . . . . .	279
"	Austria-Hungary . . . . .	287
"	Czecho-Slovakia . . . . .	291
"	Bulgaria . . . . .	291
"	Roumania . . . . .	292
"	Servia . . . . .	292
"	Greece . . . . .	293
"	Turkey (including Crete or Candia) . . . . .	294
"	Other Countries . . . . .	296
	<b>II.—Asia—</b>	
"	Turkey (Levant and Black Sea) . . . . .	297
"	" (Red Sea) . . . . .	298
"	" (Persian Gulf) . . . . .	302
"	" (Total) . . . . .	309
"	Aden and Dependencies . . . . .	318



CONTENTS—*continued*

No. of Tables.	III.—DETAILED STATEMENT OF THE TRADE WITH EACH COUNTRY— <i>continued</i>	Page.
	II.—Asia— <i>continued</i>	
	Maskat Territory and Trucial Oman . . . . .	326
"	Other Native States in Arabia . . . . .	331
"	Bahrain Islands . . . . .	336
"	Persia . . . . .	340
"	Henzam Island . . . . .	348
"	Turkistan . . . . .	349
"	Maldives . . . . .	350
"	Ceylon . . . . .	351
"	Straits Settlements (including Labuan) . . . . .	363
"	Federated Malay States . . . . .	378
"	Sumatra . . . . .	379
"	Java . . . . .	381
"	Borneo (British and Dutch) . . . . .	384
"	Celebes and other Islands . . . . .	384
"	Siam . . . . .	385
"	Indo-China (including Cochin-China, Cambodia, Annam, & Tonkin) . . . . .	388
"	Philippines . . . . .	390
"	Macão . . . . .	391
"	Formosa . . . . .	392
"	Hongkong . . . . .	392
"	China (exclusive of Hongkong and Macão) . . . . .	399
"	Korea . . . . .	405
"	Japan . . . . .	406
"	Other Countries . . . . .	418
	III.—Africa—	
"	Egypt . . . . .	418
"	Tripoli . . . . .	423
"	Tunis . . . . .	423
"	Algeria . . . . .	424
"	Morocco . . . . .	424
"	Canary Islands . . . . .	425
"	Other Countries in North Africa . . . . .	425
"	British, French, Spanish, and Portuguese Possessions in West Africa . . . . .	426
"	Cape Colony . . . . .	426
"	Natal . . . . .	429
"	Transvaal . . . . .	433
"	Rhodesia . . . . .	433
"	Portuguese East Africa . . . . .	434

CONTENTS—*continued*

No. of Tables		Page.
	<b>III.—DETAILED STATEMENT OF THE TRADE WITH EACH COUNTRY—<i>continued</i></b>	
	<b>III.—Africa—<i>continued</i></b>	
13	Madagascar . . . . .	438
"	Reunion . . . . .	440
"	Mauritius and Dependencies . . . . .	441
"	German East Africa . . . . .	446
"	Zanzibar and Pemba . . . . .	449
"	East African Protectorate . . . . .	453
"	Seychelles . . . . .	459
"	Italian East Africa (Eritrea and Somaliland) . . . . .	460
"	Somaliland (British and French) . . . . .	462
"	Abyssinia . . . . .	464
"	Other Countries . . . . .	464
	<b>IV.—America—</b>	
"	North America—Canada . . . . .	465
"	"    "    United States . . . . .	468
"	"    "    Bermudas . . . . .	484
"	"    "    Cuba . . . . .	484
"	"    "    Hayti and St. Domingo . . . . .	485
"	"    "    Porto Rico . . . . .	485
"	"    "    West Indies (British and Foreign) . . . . .	486
"	"    "    Mexico . . . . .	487
"	Central America—Guatemala . . . . .	487
"	"    "    Honduras . . . . .	487
"	"    "    San Salvador . . . . .	488
"	"    "    Nicaragua . . . . .	488
"	South America—Colombia . . . . .	488
"	"    "    Panama . . . . .	489
"	"    "    Venezuela . . . . .	489
"	"    "    British Guiana . . . . .	489
"	"    "    French Guiana . . . . .	490
"	"    "    Dutch Guiana . . . . .	490
"	"    "    Brazil . . . . .	491
"	"    "    Paraguay . . . . .	492
"	"    "    Uruguay . . . . .	492
"	"    "    Argentine Republic . . . . .	493
"	"    "    Chile . . . . .	493
"	"    "    Peru . . . . .	494
"	"    "    Ecuador . . . . .	495
"	"    "    Bolivia . . . . .	495

CONTENTS—*continued*

No. of Tables.		Page.
	<b>III.—DETAILED STATEMENT OF THE TRADE WITH EACH COUNTRY—<i>concluded.</i></b>	
	<b>V.—Australia and Oceania—</b>	
13	Australian Commonwealth . . . . .	496
"	New Zealand . . . . .	502
"	Fiji Islands . . . . .	504
"	Sandwich Islands . . . . .	506
"	Other Islands in the Pacific . . . . .	506
	<b>IV.—Customs Duty. Gross amount collected—</b>	
14	At each Port in each Province . . . . .	508
15	On Principal and other Articles imported . . . . .	512
16	On Articles exported . . . . .	519
	<b>V.—Drawbacks and Refunds. Amount—</b>	
17	On principal and other Articles imported and exported . . . . .	520
18	<b>VI.—Dutiable Articles of Imported Merchandise allowed Free of Duty. Quantity and Value</b>	530
19	<b>VII.—Bonded Goods—</b> Principal Articles warehoused under Bond. Quantity . . . . .	537
	<b>VIII.—TRADE AND NAVIGATION OF ADEN (1916-17 to 1920-21).</b>	
	<b>SEA-BORNE TRADE.</b>	
	<b>I. ABSTRACT TABLES FOR OFFICIAL YEARS 1916-17 to 1920-21—</b>	
1A	Summary of Imports—From British Empire . . . . .	541
1B	" " " Foreign Countries . . . . .	542
1C	" " " British Empire and Foreign Countries . . . . .	543
2A	Summary of Exports—To British Empire . . . . .	544
2B	" " " Foreign Countries . . . . .	545
2C	" " " British Empire and Foreign Countries . . . . .	546
1	Imports and Exports—Merchandise and Treasure—Sea-borne Trade with Foreign Countries and with India. Total value . . . . .	547
2	Imports and Exports—Government Stores and Treasure—From and to Foreign Countries and India. Total value . . . . .	547
3	Imports—Merchandise and Treasure—From each Foreign Country and Ports in India. Total value . . . . .	548
4	Exports—Merchandise and Treasure—To each Foreign Country and Ports in India. Total value . . . . .	550
5	Imports—Articles of Merchandise. Quantity and value . . . . .	552
6	Exports—Articles of Merchandise. Quantity and value . . . . .	557
7	<b>II. DETAILED STATEMENT OF IMPORTS—</b> Principal and other Articles of Merchandise and Treasure (1916-17 to 1920-21) . . . . .	575

## CONTENTS—continued

No. of Tables.		Page.
<b>III. DETAILED STATEMENT OF EXPORTS—</b>		
8	Principal and other Articles of Merchandise and Treasure (1916-17 to 1920-21)	688
<b>INLAND TRADE.</b>		
9	Imports—Articles of Merchandise and Treasure—From the interior of Arabia by Land—Quantity and value—1920-21	768
9A	Imports—Articles of Merchandise and Treasure—From the interior of Arabia by Rail—Quantity and value 1920-21	770
10	Exports—Articles of Merchandise and Treasure—To the interior of Arabia per Inland Communication—Quantity and value—1920-21 compared with 1919-20	772
10A	Exports—Articles of Merchandise and Treasure—To the interior of Arabia by Rail—Quantity and value—1920-21 compared with 1919-20	780
<b>NAVIGATION.</b>		
11	Shipping with each country—Entered—Total Number and Tonnage of vessels—British, British Indian, and Foreign—1916-17 to 1920-21	788
12	" " Cleared—Total Number and Tonnage of vessels—British, British Indian, and Foreign—1916-17 to 1920-21	790
13	Nationality of Vessels—Entered and cleared—Total Number and Tonnage of Vessels of each Nation—1916-17 to 1920-21	792
14	Nationality of Country Crafts—Entered and cleared—Total Number and Tonnage of Country Crafts of each Nation—1916-17 to 1920-21	794
15	Import Transhipment Cargo—1920-21	798
16	Export " " —1920-21	802
<b>IX.—TRADE OF THE FRENCH POSSESSIONS IN INDIA (1916-17 to 1920-21)—</b>		
1	<b>IMPORTS AND EXPORTS</b> . SEA-BORNE FOREIGN AND COASTING TRADE—Total Value thereof	809
2	<b>IMPORTS AND EXPORTS</b> . SEA-BORNE FOREIGN AND COASTING TRADE AT EACH PORT—Value thereof	809
3	<b>IMPORTS</b> . . . . . <b>MERCHANDISE</b> — From each Foreign Country and Ports in India—Value thereof	810
4	<b>EXPORTS</b> . . . . . <b>MERCHANDISE</b> —To each Foreign Country and Ports in India—Value thereof	810
5	<b>IMPORTS</b> . . . . . <b>FROM FOREIGN COUNTRIES</b> —Principal Articles of Merchandise—Quantity and Value	811
6	<b>EXPORTS</b> . . . . . <b>TO FOREIGN COUNTRIES</b> —Principal Articles of Foreign and Indian Merchandise—Quantity and Value	812
7	<b>IMPORTS</b> . . . . . <b>FROM INDIAN PORTS</b> —Principal Articles of Merchandise—Quantity and Value	816
8	<b>EXPORTS</b> . . . . . <b>TO INDIAN PORTS</b> —Principal Articles of Foreign and Indian Merchandise—Quantity and Value	814

**CONTENTS**—*concluded*

No. of Tables.		Page.
	<b>SHIPPING</b>	
	<b>I.—ABSTRACT TABLES—</b>	
	Vessels Entered and Cleared with Cargoes and in Ballast. Number and Tonnage—	
1	Into and from each Province . . . . .	816
	Trade with each Country—	
2	Vessels Entered with Cargoes and in Ballast. Number and Tonnage . . . . .	818
3	" Cleared " " " " " " " " " " " " " " . . . . .	822
	Nationality of Vessels—	
4	Vessels Entered with Cargoes and in Ballast. Number and Tonnage . . . . .	826
5	" Cleared " " " " " " " " " " " " " " . . . . .	826
	Shipping at each Port—	
	Vessels Entered and Cleared. Number and Tonnage—	
6	(a) With Cargoes . . . . .	830
7	(b) In Ballast . . . . .	846
	<b>II.—DETAILED STATEMENT OF THE TRADE WITH EACH COUNTRY AND NATIONALITY OF VESSELS (1920-21)—</b>	
	Vessels Entered and Cleared. Number and Tonnage—	
8	(a) With Cargoes . . . . .	860
9	(b) In Ballast . . . . .	872
	<b>III.—VESSELS BUILT (1916-17 to 1920-21). Number and Tonnage—</b>	
10	At each Port . . . . .	880
	<b>IV.—VESSELS REGISTERED (1916-17 to 1920-21). Number and Tonnage—</b>	
11	At each Port . . . . .	884
	Index . . . . .	889

---

**Abstract Tables Nos. 1 to 11.**

---

ABSTRACT TABLES  
IMPORTS

( 2 )

No. 1

VALUE of the TOTAL IMPORTS of MERCHANDISE and

COUNTRIES	IMPORTS						
	1916-17			1917-18			
	MERCHANDISE	TREASURY	TOTAL	MERCHANDISE	TREASURY	TOTAL	MERCHANDISE
£	£	£	£	£	£	£	£
<b>BRITISH EMPIRE—</b>							
<b>Private Merchandise—</b>							
United Kingdom	58,520,828	349,416	58,870,239	54,514,209	14,125	54,528,424	51,330,809
Gibraltar	5,918	..	5,918	7,786	..	7,786	25,001
Malta and Goso	2,392	..	2,392	2,389	..	2,389	2,183
Aden and Dependencies	472,098	191,824	663,922	660,805	33,200	694,005	694,625
Bahrain-Islands	230,902	107,556	338,458	330,204	6,037	336,241	198,517
Maldives	8,917	..	8,917	8,167	..	8,167	4,377
Ceylon	827,459	2,715	830,177	1,604,325	60,014	1,664,339	1,053,425
Straits Settlements (including Labuan)	2,589,679	10,734	2,600,413	3,497,762	229,662	3,727,424	3,737,786
Federated Malay States	7,376	..	7,376	5,163	..	5,163	5,454
Borneo (British)	39	..	39	8,696	..	8,696	..
Hongkong	745,955	163,111	909,066	899,735	273,406	1,173,141	1,188,351
Egypt	426,599	141,602	568,201	691,598	1	691,599	1,090,641
Cape Colony	2,860	..	2,860	604	..	604	4,660
Natal	55,411	6,091,123	6,146,534	36,912	1,482,658	1,519,570	102,214
Transvaal	4	..	4	297	..	297	384
Nyasaland	..	..	..	..	..	..	10
Mauritius and Dependencies	549,062	100,000	649,062	723,455	227,868	951,323	1,707,273
Zanzibar and Pemba	257,296	3,268	260,564	322,098	..	322,098	620,984
East African Protectorate	220,241	28	220,269	282,504	15	282,519	711,242
Seychelles	460	..	460	204	..	204	815
Somaland	174	120	294	126	..	126	111
Canada	5,663	..	5,663	50,377	185,326	235,703	34,232
British West India Islands	241	..	241	34	..	34	..
Guisana	..	..	..	..	..	..	..
Australian Commonwealth	647,698	230,755	938,453	595,762	580	596,342	1,445,506
New Zealand	1,887	111,914	113,601	8,018	..	8,018	2,223
Fiji Islands	..	..	..	2	..	2	..
Other British Possessions	2	..	2	22	..	22	..
<b>Total Private Merchandise and Treasury</b>	<b>65,579,856</b>	<b>7,534,169</b>	<b>73,114,025</b>	<b>64,251,344</b>	<b>2,517,892</b>	<b>66,769,236</b>	<b>64,657,723</b>
<b>Government Stores and Treasury—</b>							
United Kingdom	6,272,328	5,677,238	11,949,616	7,859,061	1,285,637	9,144,618	9,126,574
Other countries	619,099	2,006,807	2,625,906	1,146,958	5,047,858	6,194,816	3,514,116
<b>Total Government Stores and Treasury</b>	<b>6,891,422</b>	<b>7,684,100</b>	<b>14,575,522</b>	<b>9,006,019</b>	<b>6,333,516</b>	<b>15,340,434</b>	<b>12,640,690</b>
<b>GRAND TOTAL BRITISH EMPIRE</b>	<b>72,471,278</b>	<b>15,218,269</b>	<b>87,689,547</b>	<b>73,257,363</b>	<b>8,851,407</b>	<b>82,109,670</b>	<b>77,298,413</b>
<b>FOREIGN COUNTRIES—</b>							
<b>Private Merchandise and Treasury—</b>							
Russia	164,301	..	164,301	87,375	..	87,375	3,231
Sweden	583,375	..	583,375	518,033	..	518,033	842,835
Norway	441,288	..	441,288	433,889	..	433,889	601,628
Denmark	10,644	..	10,644	11,931	..	11,931	6,589
Germany	51,873	..	51,873	7,156	..	7,156	158
Holland	661,343	..	661,343	410,197	..	410,197	160,018
Belgium	25,752	..	25,752	4,267	..	4,267	4,195
Luxemburg*	..	..	..	..	..	..	..
France	1,357,579	..	1,357,579	1,086,833	..	1,086,833	1,230,972
Spain	291,332	..	291,332	282,603	..	282,603	205,648
Portugal	3,371	..	3,371	21,925	..	21,925	2,512

NOTE.—The sterling figures have been converted at the rate of R10=£1 for 1919-20 and 1920-21, and R15=£1 for earlier years.  
\*Separately recorded from April, 1920. Figures for 1920-21 are incomplete.

TREASURE from each COUNTRY, in each Official Year from 1916-17 to 1920-21

IMPORTS								COUNTRIES
1918-19		1919-20			1920-21			
TREASURE	TOTAL	MERCHANDISE	TREASURE	TOTAL	MERCHANDISE	TREASURE	TOTAL	
£	£	£	£	£	£	£	£	
	51,330,800	104,983,280	5,710,048	110,694,228	204,598,966	13,117,888	217,716,854	BRITISH EMPIRE—
	25,091	58,756	..	58,756	87,357	..	87,357	Private Merchandise and Treasure—
	8,183	856	..	856	232	97,585	97,817	United Kingdom
204	594,829	1,010,770	14,920	1,034,690	925,886	1,199,934	2,125,820	Gibraltar
2,605	196,122	329,671	..	329,671	235,862	295,016	530,878	Malta and Gozo
..	4,377	11,018	..	11,018	9,205	..	9,205	Aden and Dependencies
9	1,953,434	2,512,174	52,536	2,564,710	1,910,356	230,560	2,140,916	Bahrain Islands
769,518	4,597,304	5,934,281	111,126	6,045,407	4,814,306	869,999	5,684,305	Maldives
..	5,454	6,646	..	6,646	5,546	..	5,546	Ceylon
..	..	11,985	..	11,985	70,875	..	70,875	Straits Settlements (including Labuan)
..	1,183,351	2,747,230	1,002,547	3,749,777	2,394,843	100,124	2,494,967	Federated Malay States
..	1,090,641	1,386,272	4,039	1,390,311	1,542,401	..	1,542,401	Borneo (British)
..	4,669	4,586	203	4,789	567	..	567	Hongkong
700	102,914	101,034	590	102,254	102,986	43,850	206,845	Egypt
338	722	855	..	855	124	..	124	Cape Colony
..	16	10	..	10	55	..	55	Natal
..	1,707,278	1,281,599	..	1,281,599	872,224	..	872,224	Transvaal
148	521,127	808,564	1,207	809,771	439,434	630,834	1,070,268	Nyasaland
30	711,272	858,227	..	858,227	941,309	4,934	946,243	Mauritius and Dependencies
..	615	3,054	..	3,054	30,271	..	30,271	Zanzibar and Pemba
..	111	2,013	..	2,013	160	..	160	East African Protectorate
..	34,232	47,857	..	47,857	1,329,536	..	1,329,536	Seychelles
..	..	15	..	15	2,911	..	2,911	Somaland
..	..	..	..	..	182	..	182	Canada
..	1,446,506	3,244,081	169,674	3,413,455	1,204,684	597,573	1,802,207	British West India Islands
..	2,228	11,982	34,338	46,320	1,054	49,676	50,730	Guiana
..	..	..	..	..	7	..	7	Australian Commonwealth
..	..	..	..	..	1	..	1	New Zealand
..	..	..	..	..	..	..	..	Fiji Islands
..	..	..	..	..	..	..	..	Other British Possessions
773,547	65,431,276	125,455,499	7,101,828	132,557,327	221,581,530	17,237,082	238,819,512	Total Private Merchandise and Treasure
150,204	9,285,778	10,212,078	22,941,318	33,153,391	10,753,986	10,465,453	21,219,439	Government Stores and Treasure—
12,515,174	10,029,290	516,839	17,662,321	18,178,060	352,657	688,644	991,301	United Kingdom
12,674,378	25,315,068	10,728,417	40,603,634	51,332,051	11,106,643	11,104,097	22,210,740	Other Countries
13,447,925	90,746,343	136,183,916	47,705,462	183,889,378	232,683,173	28,342,079	261,030,252	Total Government Stores and Treasure
								GRAND TOTAL BRITISH EMPIRE
								FOREIGN COUNTRIES—
								Private Merchandise and Treasure—
..	3,231	153,148	..	153,148	217,860	..	217,860	Russia
..	342,835	566,036	..	566,025	1,888,045	127,368	3,015,413	Sweden
..	601,628	477,524	..	477,524	1,701,079	..	1,701,979	Norway
..	6,580	11,884	..	11,684	140,765	..	140,765	Denmark
..	153	43,176	..	43,176	4,747,919	..	4,747,919	Germany
..	189,013	990,655	..	990,655	3,031,600	..	3,031,600	Holland
..	4,195	698,061	..	698,051	5,325,823	..	5,325,823	Belgium
..	..	..	..	..	16,245	..	16,245	Luxemburg
..	1,230,972	1,768,786	..	1,768,786	3,636,619	..	3,636,619	France
..	205,848	536,600	..	536,600	340,771	..	340,771	Spain
..	2,512	3,691	..	3,691	20,058	..	20,058	Portugal

NOTE.—The sterling figures have been converted at the rate of R10=£1 for 1919-20 and 1920-21, and R15=£1 for earlier years  
\* Separately recorded from April, 1920. Figures for 1920-21 are incomplete



ABSTRACT TABLES  
IMPORTS

( 4 )

No. 1—continued  
VALUE of the TOTAL IMPORTS of MERCHANDISE and

COUNTRIES	IMPORTS						
	1916-17			1917-18			MERCHANDISE £
	MERCHANDISE £	TREASURY £	TOTAL £	MERCHANDISE £	TREASURY £	TOTAL £	
FOREIGN COUNTRIES—continued							
Private Merchandise and Treasure—contd.							
Switzerland	454,226	..	454,226	265,726	..	265,726	805,781
Italy	1,648,596	..	1,648,596	1,180,256	..	1,180,256	611,492
Austria-Hungary	9,621	..	9,621	41,723	..	41,723	10
Czecho-Slovakia*	—	—	—	—	—	—	—
Greece	18,495	..	18,495	5,753	..	5,753	209
Turkey, European (including Crete or Candia)	1	..	1	..	..	..	8
Turkey, Asiatic	449,019	330,898	779,915	300,953	203,592	504,545	300,675
Meskat Territory and Trucial Oman	173,222	17,349	190,565	227,101	10,221	237,322	258,352
Other Native States in Arabia	68,182	20,137	88,319	35,583	12,839	48,422	12,024
Persia	464,789	10,179	474,968	735,333	13,458	748,840	745,248
Honjam Island	70,364	2,978	73,343	29,982	534	30,516	11,964
Sumatra	32,078	..	32,078	40,793	..	40,793	38,290
Java	8,841,857	..	8,841,857	7,810,655	492,444	8,303,099	7,489,507
Borneo (Dutch)	407,668	..	407,668	201,298	..	201,298	273,615
Celebes and other Islands	8,069	..	8,069	7,748	..	7,748	85
Siam	277,732	8,893	286,625	370,240	49,639	419,879	235,904
Indo-China (including Cochin-China, Cambodia, Annam, and Tonkin)	91	..	91	336	..	336	28,855
Philippines	205,535	..	205,535	108,492	..	108,492	192,626
China (exclusive of Hongkong and Macao)	1,098,204	838,520	1,936,814	1,382,471	519,615	1,902,086	1,647,499
Japan	8,888,794	709,314	9,598,108	12,175,336	9,962,685	22,138,021	22,348,506
Tunis	..	..	..	..	..	..	..
Algeria	7	..	7	..	..	..	..
Canary Islands	..	..	..	..	..	..	..
Portuguese East Africa	35,974	42,770	78,744	39,092	20	39,112	71,764
Madagascar	589	..	589	2,961	..	2,961	484
Réunion	741	..	741	450	..	450	405
German East Africa	..	..	..	32,578	..	32,578	2,017
Italian East Africa (Somaliland and Eritrea)	106,985	2,320	109,305	177,259	2	177,261	160,920
French Somaliland	14	..	14	..	..	..	372
United States of America	7,303,872	414,095	7,717,967	7,875,354	3,536,943	11,412,297	10,765,749
Cuba	19	..	19	337	..	337	..
Dutch Guiana	..	..	..	..	..	..	6,959
Mexico	..	..	..	..	..	..	..
Argentine Republic (including the Atlantic Coast of Patagonia)	723	..	723	681	..	681	399
Chile (including the Pacific Coast of Patagonia)	20,266	..	20,266	23,482	..	23,482	..
Sandwich Islands	..	..	..	..	..	..	..
Other Foreign countries	306	..	306	331	..	331	..
<b>Total Private Merchandise and Treasure</b>	<b>34,176,987</b>	<b>2,397,445</b>	<b>36,574,433</b>	<b>36,032,063</b>	<b>14,851,992</b>	<b>50,884,055</b>	<b>48,031,700</b>
<b>Government Stores and Treasure</b>	<b>184,375</b>	<b>8,619,398</b>	<b>8,203,773</b>	<b>279,304</b>	<b>10,306,145</b>	<b>11,085,749</b>	<b>373,169</b>
<b>GRAND TOTAL FOREIGN COUNTRIES</b>	<b>34,361,362</b>	<b>10,416,844</b>	<b>44,778,206</b>	<b>36,311,667</b>	<b>25,658,137</b>	<b>61,969,804</b>	<b>48,409,869</b>
<b>GRAND TOTAL BRITISH EMPIRE AND FOREIGN COUNTRIES</b>	<b>106,832,640</b>	<b>25,635,113</b>	<b>132,467,753</b>	<b>109,669,930</b>	<b>34,509,544</b>	<b>144,079,474</b>	<b>125,708,287</b>

NOTE.—The sterling figures have been converted at the rate of R 10=£1 for 1919-20 and 1920-21, and R 15=£1 for earlier years.  
\* Separately recorded from April, 1920. Figures for 1920-21 are incomplete.

TREASURE from each COUNTRY, in each Official Year from 1916-17 to 1920-21—continued

IMPORTS								COUNTRIES
1918-19		1919-20			1920-21			
TREASURE	TOTAL	MERCHANDISE	TREASURE	TOTAL	MERCHANDISE	TREASURE	TOTAL	
£	£	£	£	£	£	£	£	
	305,781	795,845	..	795,845	2,280,405	..	2,280,405	FOREIGN COUNTRIES—continued
	611,492	1,369,381	..	1,369,381	4,134,159	..	4,134,159	Private Merchandise and Treasure—continued.
	10	126,508	..	126,508	638,805	..	638,805	Switzerland
	209	185	..	185	4,480	..	4,480	Italy
	8	24	..	24	9,419	..	9,419	Austria-Hungary
26,330	327,005	838,607	72,346	910,953	862,610	2,544,808	3,407,418	Czecho-Slovakia*
5,535	258,887	501,278	14,857	515,935	510,302	314,677	824,979	Greece
1,131	13,155	41,026	450	41,476	42,428	180,068	222,496	Turkey, European (including Crete or Candia)
6,664	751,912	2,298,961	12,581	2,311,542	1,344,571	51,258	1,395,827	Turkey, Asiatic
	11,964	174	..	174	1,337	..	1,337	Mascat Territory and Trucial Oman
	38,290	5,250	..	5,250	4,545	..	4,545	Other Native States in Arabia
	7,439,507	19,638,772	..	19,638,772	15,618,304	..	15,618,304	Persia
	273,615	1,391,701	..	1,391,701	1,418,941	..	1,418,941	Henjam Island
	85	16,282	..	16,282	..	..	..	Sumatra
66	235,970	823,783	311	824,094	607,005	26	607,091	Java
	38,855	45,252	..	45,252	2,925	..	2,925	Borneo (Dutch)
	192,626	114,081	..	114,081	112,563	..	112,563	Celebes and other Islands
435	1,647,934	3,333,407	286,872	4,120,279	3,034,290	1,656,466	4,690,746	Siam
	22,348,506	19,152,635	..	19,152,635	26,430,080	74,082	26,504,162	Indo-China (including Cochin-China, Cambodia, Annam, and Tonkin)
		461	..	461	770	..	770	Philippines
299	72,068	157,933	3,127	164,060	194,016	11,025	205,041	China (exclusive of Hongkong and Macao)
	484	3,461	132	3,593	3,727	..	3,727	Japan
	405	384	..	384	..	..	..	Tunis
	2,017	37,326	..	37,326	78,036	..	78,036	Algeria
	160,920	259,675	..	259,675	200,306	76,868	277,174	Canary Islands
	372	312	..	312	2	..	2	Portuguese East Africa
1	10,765,750	25,267,389	3,627,895	23,895,284	35,297,908	967,826	36,265,734	Madagascar
		1,653	..	1,653	..	..	..	Réunion
	6,959	..	..	..	..	..	..	German East Africa
		13	..	13	12	..	12	Italian East Africa (Somaliland and Eritrea)
	399	269	..	269	146	..	146	French Somaliland
		45,772	..	45,772	..	..	..	United States of America
		..	..	..	..	..	..	Cuba
		..	..	..	..	..	..	Dutch Guiana
		..	..	..	..	..	..	Mexico
		..	..	..	..	..	..	Argentine Republic (including the Atlantic Coast of Patagonia)
		..	..	..	..	..	..	Chile (including the Pacific Coast of Patagonia)
		..	..	..	..	..	..	Sandwich Islands
		..	..	..	..	..	..	Other Foreign Countries
40,461	48,072,161	82,516,893	4,021,371	86,538,266	114,017,311	6,004,470	120,021,781	Total Private Merchandise and Treasure
34,088,619	34,406,788	3,001,631	28,512,022	29,513,653	429,728	242,945	672,673	Government Stores and Treasure
34,129,030	82,538,949	85,518,526	30,533,393	116,051,919	114,447,039	6,247,415	120,694,454	GRAND TOTAL FOREIGN COUNTRIES
47,677,005	178,285,292	221,732,442	78,238,865	299,941,297	347,135,212	34,589,494	381,724,706	GRAND TOTAL BRITISH EMPIRE AND FOREIGN COUNTRIES

Note.—The sterling figures have been converted at the rate of R10=£1 for 1919-20 and 1920-21, and R15=£1 for earlier years separately recorded from April, 1920. Figures for 1920-21 are incomplete.

ABSTRACT TABLES  
EXPORTS

( 6 )

No. 2

VALUE of the TOTAL EXPORTS of MERCHANDISE (FOREIGN and INDIAN combined) and  
Official Year from

COUNTRIES	EXPORTS						
	1916-17			1917-18			MERCHANDISE
	MERCHANDISE	TREASURE	TOTAL	MERCHANDISE	TREASURE	TOTAL	
£	£	£	£	£	£	£	
<b>BRITISH EMPIRE—</b>							
United Kingdom . . . . .	54,029,425	73,613	54,103,038	41,358,796	3,091	41,362,487	48,286,318
Gibraltar . . . . .	35,027	..	35,027	15,268	..	15,268	32,521
Malta and Gozo . . . . .	69,926	..	69,926	69,273	..	69,273	1,917
Cyprus . . . . .	6,191	..	6,191	17,980	..	17,980	0,714
Aden and Dependencies . . . . .	1,758,330	..	1,758,330	1,518,733	93	1,518,826	2,033,397
Bahrain Islands . . . . .	660,811	559,400	1,211,211	723,982	225,200	949,182	822,745
Maldives . . . . .	10,580	..	10,580	18,953	..	18,953	44,015
Ceylon . . . . .	7,016,084	552,870	7,568,954	6,664,981	77,158	6,742,139	7,017,079
Straits Settlements (including Labuan) . . . . .	4,271,092	96,423	4,367,515	4,619,138	63,131	4,682,269	4,925,234
Federated Malay States . . . . .	126,197	6,667	132,864	149,980	..	149,980	111,428
Borneo (British) . . . . .	207	..	207	4,708	..	4,708	22,820
Hongkong . . . . .	3,006,108	80	3,006,194	2,818,410	2	2,818,412	3,403,854
Egypt . . . . .	2,138,608	992,271	3,130,879	16,433,724	514,501	16,948,225	9,973,540
West Africa . . . . .	..	..	..	441,744	..	441,744	46,783
Cape Colony . . . . .	299,007	..	299,007	558,302	..	558,302	704,705
Natal . . . . .	916,178	..	916,178	1,258,329	..	1,258,329	1,626,278
Transvaal . . . . .	138,493	..	138,493	211,863	..	211,863	428,724
Rhodesia . . . . .	26,042	..	26,042	46,312	..	46,312	69,475
Mauritius and Dependencies . . . . .	1,113,553	3,256	1,116,809	820,637	..	820,637	914,580
Zanzibar and Pemba . . . . .	514,245	26,667	540,912	367,562	80,000	447,562	362,485
East African Protectorate . . . . .	625,832	533,353	1,159,185	544,422	70,299	614,721	604,409
Seychelles . . . . .	57,782	..	57,782	37,501	..	37,501	31,751
Somaland . . . . .	27,978	..	27,978	75,406	..	75,406	29,462
Canada . . . . .	969,499	..	969,499	1,547,744	2,485,820	4,033,564	1,614,931
British West India Islands . . . . .	135,734	..	135,734	238,418	..	238,418	271,629
"    Gulana . . . . .	68,415	..	68,415	59,322	..	59,322	59,125
Australian Commonwealth . . . . .	3,222,773	..	3,222,773	3,666,582	..	3,666,582	4,267,985
New Zealand . . . . .	519,174	7	519,181	506,364	..	506,364	593,571
Fiji Islands . . . . .	45,770	..	45,770	29,867	..	29,867	23,097
Other British Possessions . . . . .	2,242	..	2,242	1,804	..	1,804	3,443
<b>TOTAL BRITISH EMPIRE</b>	<b>82,011,303</b>	<b>2,835,593</b>	<b>84,846,896</b>	<b>84,886,105</b>	<b>3,524,895</b>	<b>88,411,000</b>	<b>83,343,096</b>
<b>FOREIGN COUNTRIES—</b>							
Russia . . . . .	3,783,295	..	3,783,295	490,861	..	490,861	..
Sweden . . . . .	46,148	..	46,148	..	..	..	94,188
Norway . . . . .	136,819	..	136,819	123,318	..	123,318	209,813
Denmark . . . . .	6,853	..	6,853	2,868	..	2,868	19,698
Germany . . . . .	..	..	..	..	..	..	..
Holland . . . . .	266,149	..	266,149	51,533	..	51,533	61,558
Belgium . . . . .	..	..	..	..	..	..	7,216
France . . . . .	9,561,042	4	9,561,046	5,719,788	..	5,719,788	5,962,912
Spain . . . . .	1,717,662	..	1,717,662	604,370	..	604,370	383,618
Portugal . . . . .	104,486	..	104,486	29,166	..	29,166	792
Switzerland . . . . .	116,967	..	116,967	249,602	..	249,602	101,676
Italy . . . . .	6,479,472	4	6,479,476	5,705,389	..	5,705,389	6,474,504
Austria-Hungary . . . . .	..	..	..	..	..	..	98,620
Bulgaria . . . . .	..	..	..	..	..	..	..
Roumania . . . . .	..	..	..	..	..	..	..
Greece . . . . .	..	..	..	606,446	..	606,446	343,973
Serbia . . . . .	..	..	..	..	..	..	..
Turkey, European (including Crete or Candia)	..	..	..	..	..	..	1,253

NOTE.—The sterling figures have been converted at the rate of R.10=21 for 1919-20 and 1920-21, and R.15=£1 for earlier years.

TREASURE, exclusive of GOVERNMENT STORES and TREASURE, to each COUNTRY, in each 1916-17 to 1920-21

EXPORTS								COUNTRIES
1918-19		1919-20		1920-21		TOTAL	TOTAL	
TREASURE	TOTAL	MERCHANDISE	TREASURE	TOTAL	MERCHANDISE			
£	£	£	£	£	£	£	£	
1,188,773	49,475,001	96,787,657	6,981,352	103,660,009	58,103,086	52,065	56,215,151	BRITISH EMPIRE—
..	32,521	44,860	..	44,860	12,184	..	12,184	United Kingdom
..	1,917	..	..	..	1,201	..	1,201	Gibraltar
..	6,714	15,111	..	15,111	54,604	..	54,604	Malta and Gozo
..	2,083,307	3,222,686	..	3,222,686	3,396,165	..	3,396,165	Cyprus
..	822,745	1,383,177	..	1,383,177	1,024,886	65,810	1,090,196	Aden and Dependencies
..	44,015	101,842	..	101,842	80,663	..	80,663	Bahrain Islands
987	7,018,066	11,250,440	348,084	11,598,483	11,879,316	108,667	12,077,983	Maldives
77,198	5,002,482	7,579,740	239,765	7,819,505	9,091,308	1,111,308	10,202,614	Ceylon
..	111,428	349,722	..	349,722	886,076	1,500	887,576	Straits Settlements (including Labuan)
..	22,820	36,911	..	36,911	48,205	..	48,205	Federated Malay States
..	3,403,854	9,101,041	..	9,101,041	7,396,896	116,966	7,513,802	Borneo (British)
39,101	10,011,041	3,804,582	..	3,804,582	3,795,085	..	3,795,085	Hongkong
..	46,768	..	..	..	232	..	232	Egypt
..	704,705	318,267	..	318,267	470,358	..	470,358	West Africa
..	1,626,278	1,003,706	..	1,003,706	1,178,346	..	1,178,346	Cape Colony
..	423,724	140,408	..	140,408	174,162	..	174,162	Natal
..	69,475	39,897	..	39,307	65,018	..	65,018	Transvaal
..	914,580	1,322,531	..	1,322,581	1,886,325	1,283,590	3,169,916	Rhodesia
2,000	364,486	619,177	..	619,177	653,510	294,388	947,898	Mauritius and Dependencies
1,257	605,066	1,137,813	..	1,197,813	1,518,744	..	1,518,744	Zanzibar and Pemba
..	31,751	87,434	..	87,434	81,926	..	81,926	East African Protectorate
..	29,462	85,179	..	85,179	35,938	..	35,938	Seychelles
482,885	2,097,866	1,693,480	..	1,693,480	1,342,412	..	1,342,412	Somaliiland
..	271,020	96,284	..	96,284	403,043	..	403,043	Canada
..	59,125	20,737	..	20,737	45,412	..	45,412	British West India Islands
..	4,267,985	3,399,791	..	3,399,791	6,296,531	..	6,296,521	"    Gulans
..	593,571	593,502	..	593,502	862,885	..	862,885	Australian Commonwealth
..	28,097	51,448	..	51,448	91,453	..	91,453	New Zealand
..	3,443	35	..	35	23	..	23	Fiji Islands
..	..	..	..	..	..	..	..	Other British Possessions
1,792,201	90,135,297	144,297,577	7,519,151	151,816,728	109,535,983	3,123,792	112,659,775	TOTAL BRITISH EMPIRE
..	..	1,127	..	1,127	306	..	306	FOREIGN COUNTRIES—
..	94,188	338,054	..	338,054	271,935	..	271,935	Russia
..	209,813	241,462	..	241,462	523,283	..	523,283	Sweden
..	10,698	27,370	..	27,370	64,918	..	64,918	Norway
..	..	1,386,975	..	1,386,975	8,824,342	..	8,824,342	Denmark
..	61,858	1,640,784	..	1,640,784	1,391,760	..	1,391,760	Germany
..	7,216	10,102,022	..	10,102,022	12,839,868	..	12,839,868	Holland
..	5,962,912	15,872,507	..	15,872,507	8,197,841	..	8,197,841	Belgium
..	383,818	2,356,927	..	2,356,927	2,830,938	..	2,830,938	France
..	792	5,060	..	5,000	151,002	..	151,002	Spain
..	101,076	529,545	..	529,545	257,083	..	257,083	Portugal
..	6,474,504	7,877,083	..	7,877,063	6,705,984	..	6,705,984	Switzerland
..	98,620	366,302	..	366,302	856,081	..	856,081	Italy
..	..	..	..	..	784	..	784	Austria-Hungary
..	..	179,285	..	179,285	211,792	..	211,792	Bulgaria
..	843,078	1,214,668	..	1,214,668	635,627	..	635,627	Roumania
..	..	..	..	..	5,468	..	5,468	Greece
..	..	..	..	..	..	..	..	Servia
..	1,253	348,083	..	348,083	344,433	..	344,433	Turkey, European (including Crete or Candia)

NOTE.—The sterling figures have been converted at the rate of £10=£1 for 1919-20 and 1920-21, and £15=£1 for earlier years

[Continued on next page]

ABSTRACT TABLES  
EXPORTS

( 8 )

No. 2—continued.

VALUE of the TOTAL EXPORTS of MERCHANDISE (FOREIGN and INDIAN combined) and  
Official Year from

COUNTRIES	EXPORTS						
	1916-17			1917-18			
	MERCHANDISE	TREASURY	TOTAL	MERCHANDISE	TREASURY	TOTAL	MERCHANDISE
£	₹	₹	₹	₹	₹	₹	₹
<b>FOREIGN COUNTRIES—continued</b>							
Turkey, Asiatic	1,774,384	..	1,774,384	2,403,232	200	2,403,432	4,021,305
Masbat Territory and Trucial Oman	697,405	272,033	970,338	762,797	5,000	767,797	974,961
Other Native States in Arabia	630,172	..	630,172	782,783	1,167	783,950	466,935
Fanda	2,367,205	84,312	2,451,517	3,636,762	32,795	3,669,557	4,076,723
Honjam Island	2,532	40,626	43,158	6,125	49,652	55,777	1,867
Turkistan (Russian)	35,704	..	35,704	17,043	..	17,043	..
Sumatra	416,151	..	416,151	417,673	..	417,673	230,978
Fava	1,895,804	..	1,895,804	1,798,802	340	1,799,142	2,352,054
Borneo (Dutch)	6,551	..	6,551	20,263	..	20,263	13,647
Celebes and other Islands	48,869	..	48,869	63,307	..	63,307	22,317
Siam	694,276	20,967	715,242	977,056	6,667	983,723	722,177
Indo-China (including Cochin-China, Cambodia, Annam, and Tonkin)	1,055,466	..	1,055,466	1,105,254	..	1,105,254	1,682,955
Philippines	165,843	..	165,843	123,659	..	123,659	300,241
Macao	5,717	..	5,717	..	..	..	..
Formosa	35,547	..	35,547	10,900	..	10,900	4,199
China (exclusive of Hongkong and Macao)	4,081,723	40,000	4,121,723	2,920,217	..	2,920,217	1,932,022
Korea	772	..	772	52	..	52	17
Japan	18,835,259	..	18,835,259	22,773,993	..	22,773,993	19,067,645
North Africa	4,223	..	4,223	18,682	..	18,682	19,407
West Africa	16,000	..	16,000	63,627	..	63,627	12,290
German South-West Africa	..	..	..	..	..	..	..
Portuguese East Africa	325,316	..	325,316	436,125	..	436,125	807,609
Madagascar	82,326	..	82,326	80,371	..	80,371	90,861
Réunion	51,330	..	51,330	4,223	..	4,223	61,794
German East Africa	7,724	..	7,724	76,692	..	76,692	91,637
Italian East Africa (Eritrea and Somaliland)	68,379	..	68,379	63,896	..	63,896	53,271
Abyssinia	35	..	35	..	..	..	47
French Somaliland	12,304	..	12,304	39,753	..	39,753	271,309
United States of America	20,834,878	..	20,834,878	20,377,753	..	20,377,753	22,162,231
West Indies	1,586,592	..	1,586,592	1,481,970	..	1,481,970	1,287,773
Mexico	..	..	..	..	..	..	13,665
Brazil	233,049	..	233,049	272,989	..	272,989	571,260
Argentine Republic (including the Atlantic Coast of Patagonia)	1,712,172	..	1,712,172	1,251,994	..	1,251,994	2,028,906
Chile (including the Pacific Coast of Patagonia)	1,069,458	..	1,069,458	952,083	..	952,083	1,429,199
Other countries in South America	207,205	..	207,205	181,601	..	181,601	479,783
Sandwich Islands	232,300	..	232,300	116,772	..	116,772	235,662
Other Islands in the Pacific	62	..	62	67	..	67	..
Other Foreign countries	117	..	117	1,380	..	1,380	43,214
<b>TOTAL FOREIGN COUNTRIES</b>	<b>81,466,747</b>	<b>458,846</b>	<b>81,925,593</b>	<b>76,823,687</b>	<b>95,821</b>	<b>76,919,508</b>	<b>80,911,139</b>
<b>GRAND TOTAL</b>	<b>163,478,050</b>	<b>3,294,439</b>	<b>166,772,489</b>	<b>161,709,792</b>	<b>3,120,716</b>	<b>165,330,508</b>	<b>169,254,235</b>

NOTE.—The sterling figures have been converted at the rate of R10=£1 for 1919-20 and 1920-21, and R15=£1 for earlier years.

ABSTRACT TABLES  
EXPORTS

TREASURE, exclusive of GOVERNMENT STORES and TREASURE, to each COUNTRY, in each year 1916-17 to 1920-21—continued

EXPORTS								COUNTRIES
1918-19		1919-20			1920-21			
TREASURE	TOTAL	MERCHANDISE	TREASURE	TOTAL	MERCHANDISE	TREASURE	TOTAL	
£	£	£	£	£	£	£	£	FOREIGN COUNTRIES—continued
	4,921,395	8,747,398	..	8,747,398	7,110,950	14,712	7,125,662	Turkey, Asiatic
	974,961	1,190,896	420	1,191,316	1,255,138	125,900	1,381,038	Mascat Territory and Trucial Oman
	466,035	1,038,571	..	1,038,571	1,097,852	9,875	1,107,727	Other Native States in Arabia
	4,076,782	5,287,915	..	5,287,915	3,960,495	245,450	4,205,945	Peria
	1,687	3,027	..	3,027	5,725	..	5,725	Henjam Island
	230,976	169,568	..	169,568	287,762	..	287,762	Turkistan (Russian)
	2,352,054	2,003,531	..	2,003,531	3,057,364	41,071	3,098,435	Sumatra
	13,647	15,001	..	15,001	56,456	..	56,456	Java
	22,317	56,877	..	56,877	51,558	..	51,558	Borneo (Dutch)
	722,177	1,217,772	..	1,217,772	1,022,881	..	1,022,881	Celebes and other Islands
	1,082,955	1,089,653	..	1,089,653	1,451,980	..	1,451,980	Siam
	300,241	309,957	..	309,957	326,108	..	326,108	Indo-China (including Cochin-China, Cambodia, Annam, and Tonkin)
	4,189	30,279	..	30,279	129,655	..	129,655	Philippines
	1,932,022	11,013,620	..	11,013,620	8,448,923	1,088,180	9,537,103	Macao
	17	18	..	18	..	..	..	Formosa
	19,657,645	46,863,175	..	46,863,175	24,239,213	12,568,295	36,807,508	China (exclusive of Hongkong and Macao)
	19,407	48,109	..	48,109	193,861	..	193,861	Korea
	13,290	538	..	538	129	..	129	Japan
	867,609	380,252	..	380,252	646,422	..	646,422	North Africa
	90,861	38,875	..	38,875	107,154	..	107,154	West Africa
	61,794	13,003	..	13,003	56,052	..	56,052	German South-West Africa
	91,637	170,278	..	170,278	298,479	..	298,479	Portuguese East Africa
	53,271	217,423	..	217,423	185,275	..	185,275	Madagascar
	47	35	..	35	59	..	59	Réunion
	271,399	188,315	..	188,315	21,405	..	21,405	German East Africa (Ethiopia and Somaliland)
	22,182,231	48,782,328	..	48,782,328	37,849,729	8,584,192	46,433,921	Abyssinia
	1,287,773	2,066,194	..	2,066,194	1,955,499	..	1,955,499	French Somaliland
	13,865	11,625	..	11,625	1,954	..	1,954	United States of America
	571,250	706,335	..	706,335	529,725	..	529,725	West Indies
	2,028,906	6,380,182	..	6,380,182	5,286,992	..	5,286,992	Mexico
	1,429,199	867,496	..	867,496	2,132,901	..	2,132,901	Brazil
	479,783	670,562	..	670,562	555,452	..	555,452	Argentine Republic (including the Atlantic Coast of Patagonia)
	235,642	378,439	..	378,439	347,796	..	347,796	Chile (including the Pacific Coast of Patagonia)
	..	33,000	..	33,000	..	..	..	Other countries in South America
	43,214	29,441	..	29,441	1,889	..	1,889	Sandwich Islands
	..	..	..	..	..	..	..	Other Islands in the Pacific
	..	..	..	..	..	..	..	Other Foreign countries
	80,911,139	182,495,552	420	182,495,972	146,810,905	22,677,675	169,488,580	TOTAL FOREIGN COUNTRIES
1,792,201	171,046,436	326,793,129	7,519,571	334,312,700	256,346,888	25,901,467	282,148,355	GRAND TOTAL

NOTE.—The sterling figures have been converted at the rate of R10=£1 for 1919-20 and 1920-21, and R15=£1 for earlier years.

ABSTRACT TABLES  
EXPORTS

( 10 )

No. 3

VALUE of the TOTAL EXPORTS of MERCHANDISE (distinguishing INDIAN and FOREIGN), exclusive of

COUNTRIES	1916-17			1917-18			INDIAN
	INDIAN	FOREIGN	TOTAL	INDIAN	FOREIGN	TOTAL	
	£	£	£	£	£	£	
<b>BRITISH EMPIRE—</b>							
United Kingdom	52,717,606	1,311,819	54,029,425	40,144,320	1,214,576	41,358,796	46,690,716
Gibraltar	11,249	23,778	35,027	12,977	2,291	15,268	29,692
Malta and Goso	68,605	1,321	69,926	69,273	..	69,273	1,917
Cyprus	3,524	2,667	6,191	17,980	..	17,980	6,697
Aden and Dependencies	1,335,653	422,677	1,758,330	887,089	631,644	1,518,733	1,178,226
Bahrain Islands	491,365	168,946	660,311	540,512	183,470	723,982	539,411
Maldives	9,522	1,058	10,580	16,935	2,018	18,953	40,239
Ceylon	6,781,423	224,661	7,006,084	6,438,872	226,109	6,664,981	6,741,618
Straits Settlements (including Labuan)	4,033,603	232,489	4,271,092	4,424,188	194,950	4,619,138	4,682,044
Federated Malay States	102,145	24,052	126,197	120,153	29,822	149,980	104,129
Borneo	207	..	207	4,266	442	4,708	22,636
Hongkong	2,903,754	102,354	3,006,108	2,722,191	94,319	2,816,410	3,256,964
Egypt	2,107,440	31,168	2,138,608	16,267,149	166,375	16,433,724	9,757,529
West Africa	..	..	..	441,744	..	441,744	46,768
Cape Colony	293,665	5,342	299,007	557,574	723	558,302	699,476
Natal	857,315	58,363	915,678	1,181,444	76,885	1,258,329	1,497,298
Transvaal	138,493	..	138,493	210,370	1,493	211,863	423,724
Rhodesia	26,042	..	26,042	46,155	157	46,312	69,475
Mauritius and Dependencies	1,053,291	60,282	1,113,573	823,491	52,146	875,637	823,510
Zanzibar and Pemba	357,292	156,933	514,245	257,540	110,023	367,563	292,407
East African Protectorate	589,933	235,899	825,832	386,206	153,216	539,422	458,661
Sevohelles	46,682	11,100	57,782	32,558	4,943	37,501	22,887
Somaliland	26,181	1,847	27,978	59,000	16,406	75,406	27,661
Canada	969,499	..	969,499	1,547,744	..	1,547,744	1,612,518
British West India Islands	135,447	237	135,734	238,053	365	238,418	270,887
British Guiana	68,172	243	68,415	59,317	5	59,322	58,990
Australian Commonwealth	3,219,223	3,545	3,222,778	3,661,742	4,840	3,666,582	4,239,095
New Zealand	518,937	237	519,174	505,635	669	506,304	597,045
PIA Islands	45,359	411	45,770	27,537	2,330	29,867	27,532
Other British Possessions	2,242	..	2,242	1,804	..	1,804	3,244
<b>TOTAL BRITISH EMPIRE</b>	<b>78,919,324</b>	<b>3,091,979</b>	<b>82,011,303</b>	<b>81,708,784</b>	<b>3,177,321</b>	<b>84,886,105</b>	<b>84,248,030</b>
<b>FOREIGN COUNTRIES—</b>							
Russia	3,781,372	1,923	3,783,295	490,731	130	490,861	..
Sweden	46,189	9	46,198	..	..	..	94,188
Norway	136,796	23	136,819	123,318	..	123,318	209,813
Denmark	6,853	..	6,853	2,843	..	2,843	19,698
Germany	..	..	..	..	..	..	..
Holland	266,130	19	266,149	51,533	..	51,533	61,858
Belgium	..	..	..	..	..	..	7,216
France	9,537,771	23,271	9,561,042	5,707,491	12,297	5,719,788	5,880,479
Spain	1,717,657	5	1,717,662	604,370	..	604,370	383,484
Portugal	104,486	..	104,486	29,120	46	29,166	702
Switzerland	115,482	1,485	116,967	249,602	..	249,602	101,676
Italy	6,471,693	7,779	6,479,472	5,684,042	21,317	5,705,359	6,410,000
Austria-Hungary	..	..	..	..	..	..	98,620
Bulgaria	..	..	..	..	..	..	..
Roumania	..	..	..	..	..	..	..
Greece	..	..	..	..	..	..	..
Serbia	..	..	..	603,435	11	603,446	343,237
Turkey, European (including Crete or Candia)	..	..	..	..	..	..	..

NOTE.—The sterling figures have been converted at the rate of B10=£1 for 1919-20 and 1920-21, and B15=£1 for earlier years.

GOVERNMENT STORES, to each COUNTRY, in each Official Year from 1916-17 to 1920-21

1918-19		1919-20			1920-21			COUNTRIES
FOREIGN	TOTAL	INDIAN	FOREIGN	TOTAL	INDIAN	FOREIGN	TOTAL	
£	£	£	£	£	£	£	£	
1,595,602	4,236,318	92,908,647	3,829,019	96,737,657	52,602,557	3,560,529	56,163,086	BRITISH EMPIRE—
2,829	32,521	34,519	10,350	44,869	9,039	3,145	12,184	United Kingdom
17	1,917	18,108	2,008	15,111	54,304	701	1,201	Gibraltar
855,171	2,033,397	1,968,902	1,233,784	3,202,686	2,290,395	1,105,770	3,396,165	Malta and Gozo
233,334	822,745	829,818	553,359	1,383,177	1,169,081	455,855	1,624,886	Cyprus
3,776	44,015	99,891	2,011	101,842	78,982	1,681	80,663	Aden and Dependencies
275,461	7,017,079	10,792,948	457,501	11,250,449	11,385,411	498,905	11,879,316	Bahrain Islands
243,240	4,925,284	7,252,833	326,907	7,579,740	8,711,161	380,147	9,091,308	Maldives
7,299	111,428	241,348	108,374	349,722	866,291	19,735	886,076	Ceylon
185	22,320	38,899	12	36,911	48,157	68	48,205	Straits Settlements (including Labuan)
146,890	3,403,854	3,714,772	386,269	9,101,041	7,127,678	269,218	7,396,896	Federated Malay States
215,011	9,972,540	3,302,087	502,495	3,804,582	3,249,548	545,537	3,795,085	Borneo
46,763	..	..	..	..	232	..	232	Hongkong
5,229	1,704,705	313,829	4,438	318,267	469,026	1,332	470,358	Egypt
123,930	1,623,278	978,865	24,901	1,003,766	1,130,966	47,380	1,178,346	West Africa
423,724	1,399,810	1,098	140,408	172,044	2,118	174,162	1,178,346	Cape Colony
69,475	39,897	39,897	39,897	65,018	..	65,018	65,018	Natal
91,070	914,580	1,271,943	59,628	1,322,561	1,771,302	115,023	1,886,325	Transvaal
70,079	362,486	443,648	199,529	619,177	472,161	181,349	653,510	Rhodesia
145,743	604,409	862,648	325,165	1,197,813	972,634	540,341	1,521,975	Mauritius and Dependencies
8,864	31,751	64,355	22,579	87,434	66,327	15,589	81,926	Zanzibar and Pemba
1,761	29,462	74,011	11,168	85,179	33,790	2,148	35,938	East African Protectorate
2,463	1,614,981	1,692,854	626	1,693,480	1,337,031	5,381	1,342,412	Seychelles
742	271,629	98,025	259	98,284	402,668	375	403,043	Somalland
135	59,125	20,511	226	20,737	44,609	803	45,412	Canada
8,890	4,267,985	3,393,707	6,084	3,399,791	6,285,848	10,873	6,296,521	British West India Islands
1,526	598,571	592,202	1,300	593,502	857,786	5,099	862,885	British Guiana
545	28,097	51,187	261	51,448	90,625	323	91,453	Australian Commonwealth
199	3,443	35	..	35	23	..	23	New Zealand
..	..	..	..	..	..	..	..	Fiji Islands
..	..	..	..	..	..	..	..	Other British Possessions
4,095,066	28,343,096	136,257,225	3,040,352	144,297,577	101,765,434	7,773,780	109,539,214	TOTAL BRITISH EMPIRE
..	..	..	..	..	..	..	..	FOREIGN COUNTRIES—
..	..	1,127	1,127	1,127	188	118	306	Russia
..	94,169	383,654	..	383,654	270,636	1,299	271,935	Sweden
..	209,813	241,462	..	241,462	522,803	480	523,283	Norway
..	19,693	26,595	775	27,370	64,881	37	64,918	Denmark
..	..	1,385,855	1,120	1,386,975	8,800,033	24,309	8,824,342	Germany
..	61,858	1,634,923	5,861	1,640,784	1,275,139	116,621	1,391,760	Holland
..	7,216	9,455,417	646,605	10,102,022	12,651,018	183,850	12,830,868	Belgium
82,438	5,062,912	15,708,993	163,514	15,872,507	8,130,261	67,580	8,197,841	France
134	383,618	2,356,927	..	2,356,927	2,757,557	73,331	2,830,938	Spain
..	702	5,000	..	5,000	151,002	..	151,002	Portugal
..	101,076	529,545	..	529,545	255,337	1,746	257,083	Switzerland
..	64,504	7,711,913	165,150	7,877,063	6,074,026	31,958	6,705,984	Italy
..	93,620	357,006	9,296	366,302	856,223	5,853	856,081	Austria-Hungary
..	..	..	..	..	784	..	784	Bulgaria
..	..	155,438	23,847	179,285	211,792	..	211,792	Roumania
..	..	1,031,055	183,613	1,214,668	304,356	331,271	635,627	Greece
736	343,973	..	27,200	27,200	5,468	..	5,468	Servia
..	..	..	..	..	..	..	..	Turkey, European (including Crete or Candia)
1,253	1,253	316,547	31,536	348,083	147,251	197,132	344,433	

NOTE.—The sterling figures have been converted at the rate of £10=£1 for 1919-20 and 1920-21, and £15=£1 for earlier years



ABSTRACT TABLES  
EXPORTS

( 12 )

No. 3—continued

VALUE of the TOTAL EXPORTS of MERCHANDISE (distinguishing INDIAN and FOREIGN), exclusive of

COUNTRIES	1918-19			1919-20			INDIAN
	INDIAN	FOREIGN	TOTAL	INDIAN	FOREIGN	TOTAL	
	£	£	£	£	£	£	£
<b>FOREIGN COUNTRIES—continued</b>							
Turkey, Asiatic . . . . .	1,178,393	595,991	1,774,384	1,740,220	668,003	2,408,223	2,676,329
Mascat Territory and Trucial Oman . . . . .	491,223	206,182	697,405	619,707	243,090	862,797	707,508
Other Native States in Arabia . . . . .	490,702	139,470	630,172	629,692	153,191	782,783	328,703
Perak . . . . .	1,376,177	991,028	2,367,205	2,110,842	1,525,920	3,636,762	2,092,480
Penang . . . . .	987	1,545	2,532	3,226	2,899	6,125	533
Sumatra . . . . .	35,704	..	35,704	17,043	..	17,043	..
Turkistan (Russian) . . . . .	412,277	3,874	416,151	417,501	98,172	515,673	230,342
Java . . . . .	1,867,568	23,236	1,890,804	1,779,900	18,902	1,798,802	1,299,238
Borneo . . . . .	6,504	47	6,551	20,263	..	20,263	13,647
Celebes and other Islands . . . . .	48,855	14	48,869	63,288	19	63,307	21,552
Siam . . . . .	659,625	34,660	694,285	649,815	27,241	677,056	715,372
Indo-China (including Cochin-China, Cambodia, Annam, and Tonkin) . . . . .	1,054,712	754	1,055,466	1,104,223	1,031	1,105,254	1,678,379
Philippines . . . . .	165,712	131	165,843	123,533	126	123,659	800,040
Macao . . . . .	5,712	..	5,712	..	..	..	..
Formosa . . . . .	35,547	..	35,547	10,900	..	10,900	4,199
China (exclusive of Hongkong and Macao) . . . . .	4,042,939	38,789	4,081,728	2,911,233	3,984	2,915,217	1,874,201
Korea . . . . .	772	..	772	50	2	52	17
Japan . . . . .	18,755,812	79,447	18,835,259	22,732,910	41,063	22,773,973	19,427,135
North Africa . . . . .	4,223	..	4,223	18,682	..	18,682	19,407
West Africa . . . . .	16,000	..	16,000	63,627	..	63,627	13,290
Portuguese East Africa . . . . .	250,242	75,074	325,316	696,217	40,308	736,525	806,498
Madagascar . . . . .	54,456	27,890	82,346	51,764	23,607	75,371	70,346
Réunion . . . . .	33,573	12,757	46,330	3,443	780	4,223	56,174
German East Africa . . . . .	4,338	3,336	7,674	56,860	19,832	76,692	72,244
Italian East Africa (Eritrea and Somaliland) . . . . .	57,234	11,145	68,379	53,973	9,918	63,891	33,532
French Somaliland . . . . .	12,235	63	12,304	25,779	13,974	39,753	65,590
Abyssinia . . . . .	35	..	35	..	..	..	18
United States of America . . . . .	20,799,568	35,310	20,834,878	20,307,223	70,525	20,377,748	22,043,433
West Indies . . . . .	1,586,592	..	1,586,592	1,431,970	..	1,431,970	1,287,773
Mexico . . . . .	..	..	..	..	..	..	13,365
Brazil . . . . .	238,049	..	238,049	272,989	..	272,989	571,141
Argentine Republic (including the Atlantic Coast of Patagonia) . . . . .	1,712,172	..	1,712,172	1,251,994	..	1,251,994	2,023,905
Chile (including the Pacific Coast of Patagonia) . . . . .	1,069,458	..	1,069,458	952,033	..	952,033	1,429,199
Other countries in South America . . . . .	207,205	..	207,205	181,601	..	181,601	478,585
Sandwich Islands . . . . .	232,300	..	232,300	116,772	..	116,772	235,642
Other Islands in the Pacific . . . . .	62	..	62	67	..	67	..
Other Foreign countries . . . . .	117	..	117	1,380	..	1,380	43,214
<b>TOTAL FOREIGN COUNTRIES</b>	<b>79,146,445</b>	<b>2,820,802</b>	<b>81,967,247</b>	<b>73,919,749</b>	<b>2,903,938</b>	<b>76,823,687</b>	<b>75,302,093</b>
<b>GRAND TOTAL</b>	<b>158,065,769</b>	<b>5,412,231</b>	<b>163,478,000</b>	<b>155,623,533</b>	<b>6,081,259</b>	<b>161,704,792</b>	<b>159,550,033</b>

NOTE.—The sterling figures have been converted at the rate of £10 = \$1 for 1919-20 and 1920-21, and £15 = \$1 for earlier years

## GOVERNMENT STORES, to each COUNTRY, in each Official Year from 1916-17 to 1920-21

1918-19		1919-20			1920-21			COUNTRIES
FOREIGN	TOTAL	INDIAN	FOREIGN	TOTAL	INDIAN	FOREIGN	TOTAL	
£	£	£	£	£	£	£	£	
2,245,066	4,921,395	5,213,596	3,533,797	8,747,393	4,375,923	2,735,027	7,110,950	FOREIGN COUNTRIES—continued
267,453	974,961	689,099	501,797	1,190,896	760,891	494,247	1,255,138	Turkey, Asiatic
141,232	469,935	658,418	380,159	1,038,571	850,639	247,213	1,097,852	Mascat Territory and Trucial Oman
1,964,242	4,076,722	2,651,880	2,636,535	5,287,915	2,001,376	1,959,119	3,960,495	Other Native States in Arabia
1,134	1,667	1,027	1,000	2,027	2,225	3,500	5,725	Persia
634	230,976	143,731	15,832	159,563	197,295	90,467	287,762	Benjam Island
52,816	2,352,054	1,955,951	47,580	2,003,531	2,905,687	151,677	3,057,364	Turkistan (Russian)
765	13,647	14,999	2	15,001	56,396	60	56,456	Sumatra
16,305	22,317	56,739	138	56,877	61,558	..	51,558	Java
4,576	732,177	1,187,593	30,179	1,317,772	997,243	25,633	1,022,881	Borneo
201	1,682,955	1,038,431	1,222	1,039,653	1,449,837	2,143	1,451,980	Celebes and other Islands
..	300,241	309,057	..	309,057	325,791	317	326,108	Slam
..	4,199	30,279	..	30,279	129,655	..	129,655	Indo-China (including Cochin-China, Cambodia, Annam, and Tonkin)
57,621	1,932,022	10,821,353	192,267	11,013,620	8,334,387	84,536	8,448,923	Philippines
..	17	18	..	18	..	..	..	Macao
230,510	19,657,645	46,266,336	596,839	46,863,175	24,159,670	79,543	24,239,213	Formosa
..	19,407	48,109	..	48,109	193,303	58	193,361	China (exclusive of Hongkong and Macao)
..	13,200	863	..	863	129	..	129	Korea
61,111	897,609	322,835	57,867	380,252	543,229	103,193	646,422	Japan
20,515	90,861	28,909	11,966	38,875	84,641	22,513	107,154	North Africa
5,620	61,794	11,320	1,683	13,003	39,935	16,117	56,052	West Africa
19,393	91,637	125,869	44,409	170,278	233,120	60,359	293,479	Portuguese East Africa
14,739	53,271	92,951	124,462	217,423	142,408	42,869	185,275	Madagascar
205,809	271,399	47,991	140,324	188,315	16,196	5,209	21,405	Réunion
29	47	..	35	35	59	..	59	German East Africa
133,798	22,132,331	49,621,187	161,141	49,782,328	34,741,584	3,108,145	37,849,729	Italian East Africa (Eritrea and Somaliland)
..	1,267,773	2,066,194	..	2,066,194	1,955,499	..	1,955,499	French Somaliland
..	13,865	11,625	..	11,625	1,954	..	1,954	Abyssinia
109	571,250	706,335	..	706,335	529,726	..	529,726	United States of America
..	2,023,906	6,380,135	27	6,380,162	5,236,992	..	5,236,992	West Indies
..	1,429,199	867,117	379	867,496	2,132,608	298	2,132,901	Mexico
1,198	479,783	670,553	9	670,562	555,452	..	555,452	Brazil
..	285,642	373,439	..	373,439	347,796	..	347,796	Argentine Republic (including the Atlantic Coast of Patagonia)
..	33,000	..	..	33,000	..	..	..	Chile (including the Pacific Coast of Patagonia)
..	43,214	1,916	..	1,916	1,879	10	1,889	Other countries in South America
5,608,136	30,911,139	172,757,392	19,737,860	182,495,552	136,537,967	10,272,938	146,810,905	Sandwich Islands
9,704,202	169,254,235	309,015,117	17,773,012	326,798,129	233,303,401	18,046,718	256,350,119	Other Islands in the Pacific
..	..	..	..	..	..	..	..	Other Foreign countries
..	..	..	..	..	..	..	..	TOTAL FOREIGN COUNTRIES
..	..	..	..	..	..	..	..	GRAND TOTAL

NOTE.—The sterling figures have been converted at the rate of R10=£1 for 1919-20 and 1920-21, and R15=£1 for earlier years.



ABSTRACT TABLES  
TRADE WITH CONTINENTS  
IMPORTS

No. 5

VALUE of TOTAL IMPORTS of PRIVATE MERCHANDISE from each COUNTRY (distinguishing  
Continents) in each Official Year from 1916-17 to 1920-21.

COUNTRIES	1916-17	1917-18	1918-19	1919-20	1920-21
<b>EUROPE—</b>					
United Kingdom	58,520,823	54,514,200	51,330,809	104,083,280	204,508,066
Russia	164,301	87,575	3,231	153,148	217,850
Sweden	583,375	518,033	842,835	586,035	1,988,045
Norway	441,288	438,889	601,928	477,524	1,701,979
Denmark	10,644	11,931	6,589	11,684	140,765
Germany	51,873	7,156	153	43,176	4,747,919
Holland	661,343	410,197	169,018	990,655	3,031,600
Belgium	25,752	4,267	4,195	698,051	6,325,823
Luxemburg*					16,245
France	1,357,579	1,086,633	1,230,972	1,768,788	3,636,619
Spain	291,332	232,603	206,848	536,000	340,771
Gibraltar	5,918	7,786	26,091	68,756	87,357
Portugal	3,371	21,925	2,512	3,691	20,068
Madeira					280
Malta and Gozo					232
Switzerland	2,392	2,389	3,183	356	2,280,405
Italy	464,226	265,726	605,781	795,645	4,134,159
Austria-Hungary	1,648,596	1,180,256	611,492	1,369,381	638,805
Czechoslovakia	9,621	41,723	10	126,503	4,480
Greece					9,410
Turkey (including Crete or Candia)	18,495	5,753	209	185	99,065
Cyprus	1	5	8	3	
<b>TOTAL EUROPE</b>	<b>64,250,931</b>	<b>58,882,146</b>	<b>54,843,564</b>	<b>112,583,435</b>	<b>232,920,862</b>
<b>ASIA—</b>					
Turkey	449,019	390,953	300,675	838,807	862,610
Aden and Dependencies	472,098	660,805	594,625	1,019,770	925,886
Meskat Territory and Trucial Oman	173,222	227,101	263,352	501,278	510,302
Other Native States in Arabia	68,182	35,538	12,094	41,026	42,428
Bahrain Islands	230,902	330,204	193,517	329,671	235,562
Persia	464,789	735,388	745,248	2,208,061	1,344,571
Benjam Island	70,364	29,982	11,964	174	1,337
Maldives	8,917	8,167	4,377	11,018	9,245
Ceylon	827,459	1,604,325	1,953,425	2,512,174	1,910,356
Straits Settlements (including Labuan)	2,589,879	3,497,762	3,787,786	5,934,291	4,814,306
Federated Malay States	7,376	5,163	5,454	6,648	6,546
Sumatra	32,078	40,793	38,290	5,250	4,546
Java	3,841,857	7,810,655	7,439,507	19,633,772	15,018,304
Borneo	407,707	209,989	273,615	1,903,686	1,489,816
Celebes and other Islands	8,069	7,748	85	16,232	5
New Guinea	290	290			
Siam	277,732	370,240	235,904	823,783	607,065
Indo-China (including Cochin-China, Cambodia, Annam, and Tonkin)	91	338	38,855	45,262	2,925
Philippines	205,535	108,492	192,626	114,081	112,563
Formosa	181				
Hongkong	745,955	899,735	1,183,351	2,747,230	2,394,843
China (exclusive of Hongkong and Macao)	1,098,294	1,382,471	1,647,409	3,833,407	3,034,250
Japan	3,838,794	12,175,336	22,348,506	19,152,635	26,430,080
Other countries	121	1			
<b>TOTAL ASIA</b>	<b>25,868,421</b>	<b>30,531,519</b>	<b>41,215,685</b>	<b>61,773,934</b>	<b>60,356,895</b>
<b>AFRICA—</b>					
Egypt	426,599	601,598	1,090,641	1,386,272	1,642,401
Other Countries in North Africa	10	24		401	18,884
West Africa	1			47	
Cape Colony	2,800	604	4,669	4,586	567
Natal	56,411	36,912	102,214	191,664	162,986
Transvaal	4	297	384	355	124
Nyasaland			16	10	55
Portuguese East Africa	35,974	39,092	71,764	157,933	194,016
Madagascar	589	2,961	484	3,461	3,727
Réunion	741	450	405	384	
Mauritius and Dependencies	549,092	723,455	1,707,373	1,281,599	872,224
German East Africa		32,578	2,017	37,326	78,036
Zanzibar and Pemba	237,296	325,098	520,984	808,564	439,434
East African Protectorate	220,241	282,504	711,242	858,227	941,399
Seychelles	460	204	615	3,054	30,271
Italian East Africa (Eritrea and Somaliland)	100,985	177,259	160,920	259,075	200,806
Somaliland (British and French)	188	126	483	2,925	162
Other countries	1			1	1
<b>TOTAL AFRICA</b>	<b>1,657,322</b>	<b>2,810,162</b>	<b>4,374,111</b>	<b>4,995,944</b>	<b>4,484,683</b>
<b>AMERICA—</b>					
Canada	5,663	50,377	34,232	47,857	1,329,536
United States of America	7,303,872	7,875,854	10,765,749	25,267,399	35,297,908
West Indies	260	371		1,668	2,911
Mexico				13	12
British Guiana					182
Dutch Guiana			6,950		
Argentine Republic (including the Atlantic Coast of Patagonia)	723	681	399	269	146
Chile (including the Pacific Coast of Patagonia)	20,266	28,482		45,772	
Uruguay		33			
<b>TOTAL AMERICA</b>	<b>7,330,784</b>	<b>7,955,799</b>	<b>10,807,339</b>	<b>25,362,908</b>	<b>36,630,636</b>
<b>AUSTRALIA AND OCEANIA—</b>					
Australian Commonwealth	647,698	595,762	1,446,506	3,244,031	1,204,634
New Zealand	1,687	8,018	2,223	11,932	1,054
Fiji Islands					7
Sandwich Islands					11
<b>TOTAL AUSTRALIA AND OCEANIA</b>	<b>649,385</b>	<b>603,782</b>	<b>1,448,729</b>	<b>3,256,063</b>	<b>1,205,706</b>
<b>GRAND TOTAL</b>	<b>99,760,843</b>	<b>100,283,407</b>	<b>112,689,423</b>	<b>207,972,394</b>	<b>335,598,841</b>

NOTE.—The sterling figures have been converted at the rate of £10=£1 for 1919-20 and 1920-21, and £15=£1 for earlier years.  
\* Separately recorded from April 1920. Figures for 1920-21, are incomplete.



ABSTRACT TABLES  
TRADE WITH CONTINENTS  
RE-EXPORTS

No. 7  
VALUE of TOTAL RE-EXPORTS of PRIVATE MERCHANDISE to each COUNTRY (distinguishing  
Continents), in each Official Year from 1916-17 to 1920-21

COUNTRIES	1916-17	1917-18	1918-19	1919-20	1920-21
<b>EUROPE—</b>					
United Kingdom	1,311,819	1,214,576	1,595,602	3,829,010	3,560,529
Russia	1,923	150			118
Sweden	9				1,299
Norway	28				480
Denmark				775	37
Germany				1,120	24,309
Holland				5,861	116,021
Belgium	19			646,805	188,860
France	23,271	12,297	82,438	163,514	67,580
Spain	5				78,381
Gibraltar			134		3,145
Portugal	23,778	2,291	2,829	10,350	10
Malta and Goso		46			701
Switzerland	1,321				1,746
Italy	1,485				31,958
Austria-Hungary	7,779	21,347	64,504	165,150	9,296
Roumania				23,847	
Servia				27,200	
Greece				183,613	331,271
Turkey (including Crete or Candia)		11	736	1,253	197,182
Cyprus	2,667		17	31,536	
				2,008	
<b>TOTAL EUROPE</b>	<b>1,374,099</b>	<b>1,250,698</b>	<b>1,747,508</b>	<b>5,099,385</b>	<b>4,805,070</b>
<b>ASIA—</b>					
Turkey	593,991	613,003	2,245,066	3,533,797	2,735,027
Aden and Dependencies	422,077	631,644	855,171	1,233,784	1,105,770
Maskat Territory and Trucial Oman	208,182	243,080	267,463	501,797	494,247
Other Native States in Arabia	139,470	153,191	141,232	380,153	247,213
Bahrain Islands	168,946	183,470	283,334	553,359	455,855
Peria	991,028	1,525,920	1,984,242	2,036,535	1,959,119
Benjam Island	1,545	2,399	1,134	1,000	3,500
Maldives	1,058	2,018	3,776	2,011	1,681
Ceylon	234,661	226,109	275,461	457,501	493,905
Straits Settlements (including Labuan)	232,489	104,950	243,240	326,907	380,147
Federated Malay States	24,052	29,822	7,299	108,374	19,785
Sumatra	3,374	172	63	15,332	99,467
Java	28,236	18,902	52,816	47,580	151,377
Borneo	47	442	185	14	123
Celebes and other Islands	14	19	765	133	
Siam	84,650	27,211	6,305	30,179	25,693
Indo-China (including Cochín-China, Cambodia, Annam, and Tonkin)	764	1,031	4,576	1,222	2,143
Philippines	131	126	201		317
Hongkong	102,354	96,219	146,890	386,269	269,218
China (exclusive of Hongkong and Macao)	88,789	3,984	57,821	192,267	84,536
Japan	79,447	41,083	230,510	596,339	79,543
Other countries		2			
<b>TOTAL ASIA</b>	<b>3,306,395</b>	<b>4,060,337</b>	<b>6,808,111</b>	<b>11,005,558</b>	<b>8,599,911</b>
<b>AFRICA—</b>					
Egypt	31,168	166,575	215,011	502,495	545,537
Other Countries in North Africa					58
Cape Colony	5,342	728	5,229	4,437	1,322
Natal	53,863	78,886	128,930	24,901	47,380
Portuguese East Africa	75,074	40,803	61,111	57,367	103,193
Madagascar	27,990	23,607	20,515	11,966	22,513
Réunion	12,757	790	5,620	1,633	16,117
Mauritius and Dependencies	60,262	52,145	91,070	59,688	115,023
German East Africa	13,386	19,332	19,393	47,409	60,359
Zanzibar and Pemba	156,953	110,022	70,079	169,529	181,349
East African Protectorate	235,999	158,216	145,748	335,165	549,341
Seychelles	11,100	4,943	8,864	22,579	15,589
Italian East Africa (Eritrea and Somaliland)	11,145	9,918	14,739	124,462	42,889
Somaliland (British and French)	1,915	30,330	207,590	151,492	7,357
Abyssinia			29	35	
Other countries		1,650	199	1,098	2,118
<b>TOTAL AFRICA</b>	<b>691,754</b>	<b>701,493</b>	<b>994,177</b>	<b>1,502,257</b>	<b>1,706,904</b>
<b>AMERICA—</b>					
Canada			2,463	626	5,331
United States of America	35,510	70,525	138,798	161,141	3,108,145
West Indies	237	365	742	259	375
British Guiana	243	5	135	226	808
Brazil			109		
Argentine Republic				27	
Uruguay				9	
Chile				379	298
Peru			7,198		
<b>TOTAL AMERICA</b>	<b>35,840</b>	<b>70,895</b>	<b>143,445</b>	<b>162,607</b>	<b>3,115,008</b>
<b>AUSTRALIA AND OCEANIA—</b>					
Australian Commonwealth	3,545	4,840	8,890	6,084	10,67
New Zealand	237	669	1,526	1,300	5,09
Fiji Islands	411	2,330	545	261	82
<b>TOTAL AUSTRALIA AND OCEANIA</b>	<b>4,193</b>	<b>7,839</b>	<b>10,961</b>	<b>7,645</b>	<b>16,600</b>
<b>GRAND TOTAL</b>	<b>5,412,281</b>	<b>6,081,259</b>	<b>9,704,202</b>	<b>17,775,012</b>	<b>18,042,437</b>

NOTE.—The sterling figures have been converted at the rate of R10=£1 for 1919-20 and 1920-21, and R15=£1 for earlier years.

ABSTRACT TABLES

( 16 )

TRADE WITH CONTINENTS  
EXPORTS

No. 6

VALUE of TOTAL EXPORTS of INDIAN PRODUCE and MANUFACTURES in PRIVATE MERCHANDISE to each COUNTRY (distinguishing Continents) in each Official Year from 1916-17 to 1920-21

COUNTRIES	1916-17	1917-18	1918-19	1919-20	1920-21
	£	£	£	£	£
<b>EUROPE—</b>					
United Kingdom	52,717,606	40,144,220	46,690,716	92,008,617	52,602,557
Russia	3,781,372	490,731		1,127	188
Sweden	46,130		94,188	838,654	270,038
Norway	130,706	123,318	209,818	241,462	522,803
Denmark	6,853	2,868	19,898	26,595	64,881
Germany	286,180	51,533	61,858	1,385,858	8,800,033
Holland			7,216	1,634,923	1,275,189
Belgium	9,537,771	5,707,491	5,880,479	6,455,417	12,651,018
France	1,717,657	604,370	383,484	15,708,903	8,180,201
Spain	11,240	12,977	29,802	2,356,927	2,757,567
Gibraltar	104,466	29,120	702	34,510	9,039
Portugal	95,605	69,273	1,917	5,000	151,002
Malta and Gozo	116,482	249,602	101,076	529,545	255,337
Switzerland	6,471,693	5,684,042	6,410,000	7,711,913	6,674,026
Italy			98,620	367,006	850,228
Austria-Hungary					784
Bulgaria					155,438
Roumania		606,435	343,237	1,031,055	211,782
Greece					304,356
Servia					346
Turkey (including Crete and Candia)				316,547	147,251
Cyprus	3,524	17,980	6,697	13,103	54,604
<b>TOTAL EUROPE</b>	<b>74,985,363</b>	<b>53,793,960</b>	<b>60,339,908</b>	<b>134,212,717</b>	<b>95,789,460</b>
<b>ASIA—</b>					
Turkey	1,178,393	1,740,229	2,676,329	5,213,596	4,375,923
Aden and Dependencies	1,335,653	897,089	1,178,226	1,988,902	2,290,395
Mascat Territory and Trucial Oman	491,223	519,707	707,508	689,099	780,891
Other Native States in Arabia	490,702	629,592	325,703	653,418	850,639
Bahrain Islands	491,965	540,512	539,411	829,312	1,169,031
Peria	1,376,177	2,110,842	2,092,480	2,651,380	2,001,376
Honjam Island	987	3,226	533	1,027	2,225
Turkistan (Russian)	35,704	17,043			
Maldives	9,522	19,935	40,239	99,831	78,982
Ceylon	6,781,423	6,439,372	6,741,618	10,792,948	11,366,411
Straits Settlements (including Labuan)	4,038,633	4,424,188	4,682,044	7,252,838	8,711,161
Federated Malay States	102,145	120,158	104,129	241,348	866,291
Sumatra	412,277	417,591	230,342	143,731	197,295
Java	1,867,568	3,779,900	2,299,234	1,955,951	2,905,687
Borneo	6,711	24,529	30,282	51,898	104,538
Celebes and other Islands	48,865	63,288	21,552	56,739	51,558
Siam	669,825	949,815	716,872	1,187,593	997,248
Indo-China (including Cochín-China, Cambodia, Annam, and Tonkin)	1,054,712	1,104,223	1,678,379	1,088,431	1,449,837
Philippines	165,712	123,533	300,040	309,057	325,791
Macao	5,717				129,656
Formosa	35,547	10,900	4,199	30,279	24,628
Hongkong	2,908,754	2,722,191	3,256,964	8,714,772	7,127,678
China (exclusive of Hongkong and Macao)	4,042,930	2,911,238	1,874,291	10,821,353	8,364,387
Korea	772	50	17	18	
Japan	18,755,812	22,732,910	19,427,135	46,266,336	24,159,670
Other countries		10		35	23
<b>TOTAL ASIA</b>	<b>46,292,398</b>	<b>50,288,476</b>	<b>48,932,441</b>	<b>101,045,393</b>	<b>78,330,313</b>
<b>AFRICA—</b>					
Egypt	2,107,440	16,267,149	9,757,520	3,302,087	3,249,548
Other Countries in North Africa	4,223	18,682	19,407	48,109	193,503
West Africa	16,000	505,371	60,053	683	561
Cape Colony	293,665	557,574	69,476	313,829	469,026
Natal	857,215	1,181,444	1,497,398	978,865	1,130,960
Transvaal	188,493	210,370	428,724	139,310	172,044
Rhodesia	26,042	46,155	69,475	39,897	65,018
Portuguese East Africa	250,242	395,317	806,498	322,885	543,220
Madagascar	54,436	51,764	70,346	26,909	84,641
Reunion	38,573	3,443	56,174	11,320	39,935
Mauritius and Dependencies	1,058,291	823,481	823,510	1,271,948	1,771,302
German East Africa	4,335	56,860	72,344	125,869	238,120
Zanzibar and Pemba	357,292	257,540	292,407	449,648	472,161
East African Protectorate	580,933	386,206	458,661	862,648	972,634
Seychelles	40,682	32,558	22,887	64,556	60,887
Italian East Africa (Eritrea and Somaliland)	57,234	53,973	38,632	92,961	142,403
Somaliland (British and French)	38,367	84,779	98,271	122,002	49,980
Abyssinia	35	18	18		69
Other countries	1,836	1,613	3,244	16	
<b>TOTAL AFRICA</b>	<b>5,935,437</b>	<b>20,939,294</b>	<b>15,269,754</b>	<b>8,174,016</b>	<b>9,661,576</b>
<b>AMERICA—</b>					
Canada	969,499	1,547,744	1,612,518	1,692,354	1,437,031
United States of America	20,799,598	20,307,228	22,043,433	48,621,187	34,741,584
West Indies	1,722,039	1,720,023	1,558,660	2,162,210	2,358,167
Mexico		13,865	11,625	1,954	1,954
Colombia			1,340	19,321	4,250
British Guiana	68,172	59,317	58,990	20,511	44,609
Dutch Guiana	3,003	2,017	7,142	1,405	2,295
Brazil	238,049	272,939	571,141	706,335	529,720
Uruguay	41,833	50,018	99,361	484,889	177,180
Argentine Republic	1,712,172	1,251,994	2,028,906	6,380,155	6,286,992
Chile	1,069,458	952,033	1,429,199	367,117	2,132,603
Peru	148,379	126,821	324,237	157,107	323,003
Ecuador	5,867	557	30,089	22,325	29,439
Other countries	8,646	15,448	59,630	7,406	21,164
<b>TOTAL AMERICA</b>	<b>26,836,685</b>	<b>26,294,990</b>	<b>29,538,511</b>	<b>61,134,456</b>	<b>46,989,997</b>
<b>AUSTRALIA AND OCEANIA—</b>					
Australian Commonwealth	3,219,228	3,661,742	4,259,095	3,398,707	6,235,848
New Zealand	518,937	505,695	597,045	592,202	857,736
Fiji Islands	45,359	27,537	27,552	51,137	90,625
Nordwich Islands	232,300	116,772	285,642	378,439	347,796
Other Islands in the Pacific	62	67		33,000	
<b>TOTAL AUSTRALIA AND OCEANIA</b>	<b>4,015,886</b>	<b>4,311,813</b>	<b>5,169,334</b>	<b>4,448,635</b>	<b>7,582,055</b>
<b>GRAND TOTAL</b>	<b>158,665,760</b>	<b>155,628,533</b>	<b>159,550,033</b>	<b>300,015,117</b>	<b>238,303,401</b>

NOTE.—The sterling figures have been converted at the rate of R10=£1 for 1919-20 and 1920-21, and R15=£1 for earlier years

ABSTRACT TABLES  
TRADE WITH CONTINENTS  
RE-EXPORTS

No. 7

VALUE of TOTAL RE-EXPORTS of PRIVATE MERCHANDISE to each COUNTRY (distinguishing Continents), in each Official Year from 1916-17 to 1920-21

COUNTRIES	1916-17	1917-18	1918-19	1919-20	1920-21
<b>EUROPE—</b>					
United Kingdom					
Russia	1,311,810	1,214,576	1,595,002	3,820,010	3,500,590
Sweden	1,923	180			118
Norway	9				1,200
Denmark	23				480
Germany				775	37
Holland				1,120	24,300
Belgium	10			5,861	116,031
France				646,005	188,850
Spain	23,271	12,207	62,432	163,514	67,350
Gibraltar	5		134		73,281
Portugal	22,778	2,291	2,829	10,350	3,145
Malta and Goro		46			10
Switzerland	1,321				701
Italy	1,485				1,746
Austria-Hungary	7,770	21,347	64,504	165,150	31,958
Roumania				9,296	5,853
Serbia				23,847	
Greece				27,200	
Turkey (including Crete or Candia)		11	736	183,612	331,271
Cyprus			1,253	31,536	197,182
	2,667		17	2,008	
<b>TOTAL EUROPE</b>	<b>1,374,099</b>	<b>1,250,898</b>	<b>1,747,508</b>	<b>5,099,935</b>	<b>4,605,070</b>
<b>ASIA—</b>					
Turkey	593,991	613,003	2,245,066	3,533,707	2,735,027
Aden and Dependencies	422,677	631,644	855,171	1,233,784	1,108,770
Mascat Territory and Trucial Oman	200,182	243,090	267,463	501,797	494,247
Other Native States in Arabia	139,470	163,191	141,232	380,153	247,213
Bahrain Islands	168,046	183,470	233,334	553,359	455,855
Persia	991,028	1,525,920	1,984,242	2,636,535	1,959,119
Henjam Island	1,545	2,309	1,134	1,000	3,500
Maldives	1,058	2,018	3,776	5,011	1,681
Ceylon	234,661	228,109	275,491	457,501	493,905
Straits Settlements (including Labuan)	232,489	194,050	243,240	322,307	380,147
Federated Malay States	24,052	29,822	7,399	108,374	19,785
Sumatra	3,374	172	634	15,832	90,467
Java	23,236	18,902	62,816	47,580	151,677
Borneo	47	442	185	14	128
Celebes and other Islands	14	19	765	138	
Siam	84,650	27,211	6,805	30,179	25,638
Indo-China (including Cochin-China, Cambodia, Annam, and Tonkin)	754	1,031	4,576	1,222	2,143
Philippines	131	126	201		317
Hongkong	102,354	90,219	146,890	383,269	269,218
China (exclusive of Hongkong and Macao)	53,789	8,934	57,821	192,267	84,536
Japan	79,447	41,093	230,510	596,539	79,543
Other countries		2			
<b>TOTAL ASIA</b>	<b>3,306,395</b>	<b>4,050,337</b>	<b>6,808,111</b>	<b>11,005,558</b>	<b>8,599,911</b>
<b>AFRICA—</b>					
Egypt	\$1,168	166,575	215,011	502,495	545,537
Other Countries in North Africa					58
Cape Colony	5,342	723	5,229	4,432	1,322
Natal	58,893	76,885	129,980	24,901	47,380
Portuguese East Africa	75,074	40,803	61,111	57,367	103,193
Madagascar	27,890	28,607	20,515	11,968	22,518
Réunion	12,757	790	5,620	1,633	16,117
Mauritius and Dependencies	60,282	52,145	91,070	50,688	115,023
German East Africa	3,386	19,332	19,393	44,409	60,359
Zanzibar and Pemba	156,953	110,022	70,079	169,529	181,349
East African Protectorate	235,899	158,216	145,748	335,165	549,341
Seychelles	11,100	4,943	8,864	22,579	15,689
Italian East Africa (Eritrea and Somaliland)	11,145	9,918	14,739	124,402	42,849
Somaliland (British and French)	1,915	30,380	207,500	151,492	7,357
Abyssinia			29	35	
Other countries		1,050	199	1,008	2,118
<b>TOTAL AFRICA</b>	<b>691,754</b>	<b>701,497</b>	<b>994,177</b>	<b>1,502,257</b>	<b>1,706,904</b>
<b>AMERICA—</b>					
Canada			2,463	626	5,381
United States of America	35,510	70,525	133,708	161,141	3,108,145
West Indies	297	365	742	259	375
British Guiana	243	5	135	226	308
Brazil			109		
Argentine Republic				27	
Uruguay				9	
Chile				379	298
Peru			7,198		
<b>TOTAL AMERICA</b>	<b>35,840</b>	<b>70,895</b>	<b>143,445</b>	<b>162,667</b>	<b>3,116,002</b>
<b>AUSTRALIA AND OCEANIA—</b>					
Australian Commonwealth	3,545	4,840	8,800	6,084	10,67
New Zealand	237	669	1,528	1,300	5,06
Fiji Islands	411	2,330	546	261	824
<b>TOTAL AUSTRALIA AND OCEANIA</b>	<b>4,193</b>	<b>7,839</b>	<b>10,874</b>	<b>7,645</b>	<b>16,560</b>
<b>GRAND TOTAL</b>	<b>5,412,231</b>	<b>6,061,259</b>	<b>9,704,202</b>	<b>17,775,912</b>	<b>18,049,437</b>

NOTE.—The sterling figures have been converted at the rate of R10=£1 for 1919-20 and 1920-21, and R15=£1 for earlier years.



ABSTRACT TABLES  
IMPORTS and EXPORTS  
(SHARE OF EACH PROVINCE)

( 18 )

No. 8

VALUE of the TOTAL IMPORTS and EXPORTS of MERCHANDISE and TREASURE, exclusive of GOVERNMENT STORES and TREASURE, into and from each PROVINCE of BRITISH INDIA, in each Official Year from 1916-17 to 1920-21

PROVINCES	IMPORTS					EXPORTS OF INDIAN AND FOREIGN MERCHANDISE				
	1916-17	1917-18	1918-19	1919-20	1920-21	1916-17	1917-18	1918-19	1919-20	1920-21
<b>MERCHANDISE—</b>										
BENGAL	87,693,368	88,028,166	42,696,846	83,768,925	119,811,348	64,346,572	58,002,371	70,489,359	139,739,566	111,244,650
BIHAR AND ORISSA	..	..	..	..	..	..	..	..	..	..
BOMBAY	86,908,483	87,895,007	47,400,629	78,925,957	128,154,036	51,564,964	55,158,869	51,088,867	113,196,019	77,525,128
SIND	8,680,104	8,733,309	7,685,685	17,093,117	34,696,869	16,039,765	20,574,987	14,869,281	18,223,952	20,871,929
MADRAS	8,570,589	8,184,054	7,946,234	13,378,953	24,966,567	18,466,004	14,153,873	16,160,952	35,649,201	22,374,563
BURMA	7,904,299	6,566,771	7,060,034	14,805,442	27,970,021	13,060,745	13,819,692	16,650,776	19,984,391	24,329,618
<b>TOTAL</b>	<b>99,756,843</b>	<b>100,283,407</b>	<b>112,689,428</b>	<b>207,972,594</b>	<b>335,598,841</b>	<b>163,478,050</b>	<b>161,709,792</b>	<b>169,264,235</b>	<b>326,793,129</b>	<b>256,346,886</b>
<b>TREASURE—</b>										
BENGAL	1,132,628	6,543,408	13,780	3,319,185	1,219,618	26,255	79,391	987	298	3,322,735
BIHAR AND ORISSA	..	..	..	..	..	..	..	..	..	..
BOMBAY	8,776,143	10,619,078	791,548	7,171,646	21,608,333	2,333,752	3,321,220	1,791,214	7,219,273	22,109,462
SIND	14,189	25,942	8,595	15,919	201,797	280,073	214,580	..	..	230,000
MADRAS	13,306	179,454	12	116,461	135,900	599,377	5,025	..	300,000	113,562
BURMA	5,349	1,402	93	38	76,854	4,433	..	..	..	25,708
<b>TOTAL</b>	<b>9,931,615</b>	<b>17,369,884</b>	<b>814,008</b>	<b>11,123,199</b>	<b>23,242,452</b>	<b>3,294,439</b>	<b>3,620,716</b>	<b>1,792,201</b>	<b>7,519,571</b>	<b>25,801,467</b>
<b>TOTAL OF MERCHANDISE AND TREASURE—</b>										
BENGAL	88,816,096	45,471,574	42,710,626	87,588,060	121,030,966	64,372,827	58,082,262	70,490,346	139,739,864	114,567,385
BIHAR AND ORISSA	..	..	..	..	..	..	..	..	..	..
BOMBAY	45,484,626	48,515,285	48,192,177	86,097,603	149,762,419	53,948,716	58,480,089	52,875,081	120,415,292	99,635,590
SIND	8,694,293	8,764,751	7,694,280	17,109,036	34,898,666	16,319,837	20,789,567	14,869,281	18,223,952	21,101,929
MADRAS	8,583,895	8,313,608	7,946,246	13,495,414	25,102,567	19,065,381	14,158,898	16,160,952	35,949,201	22,488,125
BURMA	7,909,648	6,568,173	7,060,127	14,805,430	28,046,875	13,065,223	13,819,692	16,650,776	19,984,391	24,355,326
<b>TOTAL</b>	<b>109,688,458</b>	<b>117,653,291</b>	<b>113,503,436</b>	<b>219,095,593</b>	<b>358,841,293</b>	<b>166,772,439</b>	<b>165,330,508</b>	<b>171,046,436</b>	<b>334,312,700</b>	<b>282,143,355</b>

NOTE.—The sterling figures have been converted at the rate of R10=£1 for 1919-20 and 1920-21, and R15=£1 for earlier years.

VALUE of the TOTAL IMPORTS and EXPORTS of GOVERNMENT STORES and TREASURE, into and from each PROVINCE of BRITISH INDIA, in each Official Year from 1916-17 to 1920-21

PROVINCES	IMPORTS					EXPORTS OF INDIAN AND FOREIGN MERCHANDISE				
	1916-17	1917-18	1918-19	1919-20	1920-21	1916-17	1917-18	1918-19	1919-20	1920-21
	£	£	£	£	£	£	£	£	£	£
<b>GOVERNMENT STORES—</b>										
BENGAL	2,862,962	2,656,132	5,415,798	6,481,657	3,138,540	643,905	753,897	727,881	1,025,966	1,193,409
BOMBAY	3,301,232	5,024,983	5,944,562	3,508,465	4,172,065	720,933	565,284	161,807	4,217,841	6,022,108
SIND	700,377	771,933	778,562	3,223,603	3,754,565	36,329	35,605	33,196	676,863	2,336,674
MADRAS	647,461	790,298	847,695	451,868	301,149	3,981	77,808	2,162	27,574	6,812
BURMA	63,775	43,860	31,942	64,455	170,052	35,123	126,986	27,024	3,308	27,667
TOTAL	7,075,797	9,266,523	13,018,559	13,730,048	11,536,371	1,440,371	1,559,573	952,073	5,961,552	9,587,665
<b>TREASURE—</b>										
BENGAL	5,512,696	6,959,580	27,841,902	23,263,796	17,332	..	..	1,600,000	..	..
BOMBAY	10,086,822	9,980,080	18,881,395	43,407,372	11,306,433	941,337	1,407,230	2,532,474	6,049,180	300,235
SIND	152,930	..	..	444,488	123,227	2,367	1,333	152,230	111,051	69,567
MADRAS	..	200,000	40,000	..	..	..	..	..	..	..
BURMA	..	..	..	..	..	..	..	..	..	..
TOTAL	15,703,498	17,139,660	46,763,997	67,115,556	11,347,042	943,699	1,408,563	4,214,704	6,160,201	369,797
<b>TOTAL OF STORES AND TREASURE—</b>										
BENGAL	7,875,648	9,615,712	33,257,400	29,745,453	3,155,922	643,905	753,897	2,227,881	1,025,966	1,193,409
BOMBAY	13,338,054	15,005,060	24,826,257	46,915,837	15,378,498	1,702,265	1,972,514	2,694,281	10,266,991	6,322,341
SIND	854,357	771,253	778,562	3,668,091	3,877,792	38,696	36,938	215,426	787,914	2,406,436
MADRAS	647,461	990,298	887,695	451,868	301,149	3,981	77,808	2,162	27,574	6,812
BURMA	63,775	43,860	31,942	64,455	170,052	35,123	126,986	27,024	3,308	27,667
TOTAL	22,779,295	26,426,183	59,781,856	80,845,704	22,833,413	2,423,970	2,968,139	5,166,777	12,121,752	9,957,665

NOTE.—The sterling figures have been converted at the rate of £10=£1 for 1919-20 and 1920-21, and £15=£1 for earlier years.

ABSTRACT TABLES

(1920)

TRADE OF EACH PROVINCE  
WITH EACH COUNTRY

No. 10

VALUE of the TOTAL TRADE (IMPORTS, EXPORTS, and RE-EXPORTS) in PRIVATE MERCHANDISE  
only of each PROVINCE with each COUNTRY, in each Official Year from 1916-17 to 1920-21

COUNTRIES	BENGAL					BIHAR AND ORISSA				
	1916-17	1917-18	1918-19	1919-20	1920-21	1916-17	1917-18	1918-19	1919-20	1920-21
	£	£	£	£	£	£	£	£	£	£
<b>EUROPE—</b>										
United Kingdom	48,278,704	37,022,933	39,686,254	98,865,425	104,595,110					
Russia	8,763,198	564,576	3,232	150,958	159,952					
Sweden	327,698	185,669	171,007	518,347	817,915					
Norway	214,208	212,230	285,627	424,616	938,694					
Denmark	1,280	3,046	10,137	23,299	52,554					
Germany	42,782	270		248,682	3,958,121					
Holland	205,685	101,085	42,964	717,704	912,971					
Belgium	12,888	525	7,397	3,459,900	4,155,772					
France	2,324,007	2,040,963	3,141,562	7,577,863	4,567,735					
Spain	981,772	704,163	419,550	1,287,592	1,391,532					
Gibraltar	12,812	1,198	133							
Portugal	218	2,538	900	2,308	2,314					
Malta and Gozo	27	7,760	1,342							
Switzerland	66,660	31,424	35,453	38,083	233,703					
Italy	1,934,436	1,464,753	1,410,606	2,311,343	1,448,958					
Austria-Hungary	3,362	833		14,333	128,285					
Roumania				179,278	211,792					
Greece		3,944	5,667	723,467	476,927					
Turkey (including Crete or Candia)				311,923	163,189					
Other countries	6,914			31,125	7,127					
<b>TOTAL</b>	<b>56,245,571</b>	<b>42,350,915</b>	<b>46,221,831</b>	<b>111,376,277</b>	<b>124,303,197</b>					
<b>ASIA—</b>										
Turkey	133,184	1,200	193,089	633,219	366,446					
Aden and Dependencies	278,106	450,404	364,846	607,138	769,003					
Arabia	5,361	270	5,236	101,625	31,600					
Bahrain Islands	16,305		44,083	97,355	9,331					
Persia	9,020		140,005	24,623	103,113					
Henjam Island										
Maldives	14,624	16,116	10,631	50,514	33,044					
Ceylon	672,263	773,377	1,623,949	2,756,732	1,937,868					
Straits Settlements (including Labuan)	1,727,559	1,735,750	2,105,403	4,076,732	3,371,301					
Sumatra	82,930	54,965	69,966	114,115	192,698					
Java	5,230,035	6,000,825	6,552,421	12,572,316	8,873,938					
Borneo	246,071	195,139	314,951	1,584,316	1,454,521					
Siam	515,737	746,794	569,722	726,104	680,114					
Indo-China (including Cochín- China, Cambodia, Annam, and Tonkin)	999,378	965,582	1,478,100	999,820	1,238,114					
Philippines	242,471	197,313	443,979	303,052	394,669					
Hongkong	649,349	802,754	786,567	1,982,131	2,067,392					
China (exclusive of Hongkong and Macao)	317,787	531,664	481,403	1,391,912	1,724,968					
Japan	4,231,113	5,606,845	9,377,776	12,149,985	10,520,347					
Other countries	94,071	73,879	49,365	94,663	206,999					
<b>TOTAL</b>	<b>15,965,364</b>	<b>18,297,936</b>	<b>25,312,093</b>	<b>40,266,965</b>	<b>34,039,231</b>					

NOTE.—The sterling figures have been converted at the rate of £10 = \$1 for 1919-20 and 1920-21, and £15 = \$1 for earlier years.

ABSTRACT TABLES  
TRADE OF EACH PROVINCE  
WITH EACH COUNTRY

No. 10—continued

VALUE of the TOTAL TRADE (IMPORTS, EXPORTS and RE-EXPORTS) in PRIVATE MERCHANDISE  
only of each PROVINCE with each COUNTRY, in each Official Year from 1916-17 to 1920-21—continued

COUNTRIES	BOMBAY					HIND				
	1916-17	1917-18	1918-19	1919-20	1920-21	1916-17	1917-18	1918-19	1919-20	1920-21
	£	₹	₹	₹	₹	₹	₹	₹	₹	₹
<b>EUROPE—</b>										
United Kingdom	80,059,168	28,469,019	28,900,121	50,078,165	78,888,158	12,058,928	9,898,549	9,369,389	19,219,192	31,020,048
Russia	72,159	358	..	3,318	13,861	15,547	..	..	..	..
Sweden	149,524	175,419	145,298	196,908	639,805	50,951	77,678	12,976	119,725	239,227
Norway	238,769	241,867	329,633	208,462	728,546	27,085	23,069	6,666	14,854	74,708
Denmark	8,072	4,907	13,916	1,198	62,745	808	56	24	354	1,194
Germany	3,729	5,023	30	1,035,739	5,190,139	359	..	..	109,285	2,764,985
Holland	140,757	141,938	72,647	519,795	1,141,840	20,836	12,316	6,516	247,746	628,264
Belgium	4,100	2,563	3,032	4,599,113	5,498,998	1,959	..	..	1,642,767	4,928,278
Luxemburg	..	..	..	..	..	..	..	..	..	16,245
France	4,480,368	2,737,553	3,240,123	6,218,540	3,732,606	2,155,919	1,374,231	475,192	1,033,300	1,126,197
Spain	532,883	94,084	140,687	1,084,698	1,274,129	327,945	266	21,747	838,504	400,330
Gibraltar	23,998	21,772	49,180	102,241	96,925	259	84	117	1,613	727
Portugal	722	168	1,845	5,259	10,190	251	594	82	..	521
Malta and Gozo	3,694	63,284	3,733	219	180	68,279	19	20	136	56
Switzerland	880,983	232,108	250,908	1,153,104	1,535,791	10,064	3,365	4,316	41,102	263,361
Italy	3,854,111	4,264,312	4,942,146	5,298,818	5,630,604	1,536,187	45,070	158,363	728,274	1,628,216
Austria-Hungary	1,613	35,640	..	453,140	1,591,659	31	102	..	..	..
Czecho-Slovakia	..	..	..	..	..	..	..	..	..	4,480
Greece	18,489	36,203	4,630	131,064	137,614	10	221,127	163,454	..	256
Turkey (including Crete or Candia)	..	..	..	34,239	241,843	..	..	..	..	32,106
Other countries	3,142	370	533	6,453	33,909	..	..	..	134	279
<b>TOTAL</b>	<b>39,977,249</b>	<b>36,527,993</b>	<b>39,507,382</b>	<b>71,079,496</b>	<b>107,086,410</b>	<b>17,223,878</b>	<b>11,678,926</b>	<b>10,213,864</b>	<b>22,647,929</b>	<b>42,965,762</b>
<b>ASIA—</b>										
Turkey	1,594,946	2,226,159	4,096,602	7,747,126	6,001,125	447,577	529,083	799,391	1,072,394	1,239,371
Aden and Dependencies	1,810,913	1,662,736	2,202,140	3,533,121	3,325,353	68,493	7,530	16,578	44,137	181,302
Arabia	1,017,972	1,106,186	1,143,099	1,990,545	1,600,999	502,499	677,694	514,443	562,208	1,071,744
Bahrain Islands	694,509	840,563	777,991	1,276,419	908,223	155,116	208,403	173,939	229,241	781,429
Persia	2,424,309	3,516,079	3,803,658	6,359,738	4,024,355	338,744	337,942	360,366	1,174,945	1,166,109
Henjam Island	80,265	24,579	12,127	395	1,567	3,165	10,320	1,332	1,713	5,439
Maldives	..	..	14,170	..	1,094	2,616	2,985	2,677	..	..
Ceylon	791,382	1,076,117	1,005,434	2,184,335	1,587,335	110,691	69,266	35,299	244,566	197,633
Straits Settlements (including Labuan)	1,018,904	1,363,650	867,338	1,979,921	1,313,632	3,544	31,129	14,275	7,618	21,767
Sumatra	2,405	7,163	50	50	3,859	..	..	..	..	..
Java	2,535,884	1,859,823	1,420,118	6,202,145	5,375,023	1,932,029	1,006,943	1,093,049	2,437,973	3,078,764
Borneo	108,058	18,833	1,761	240,730	62,921	..	..	..	..	17,129
Siam	411,206	526,917	302,176	1,182,554	632,333	7,543	..	..	..	5,780
Indo-China (including Cochin-China, Cambodia, Annam, and Tonkin)	5,612	122,313	183,023	95,324	144,145	32,650	..	..	..	..
Philippines	16,334	16,519	21,691	19,908	11,455	..	17	91	1,773	39
Hongkong	2,753,243	2,809,417	3,371,074	9,026,495	6,427,398	20,323	7,366	11,068	33,234	66,336
China (exclusive of Hongkong and Macao)	3,988,447	3,574,543	2,789,168	11,666,751	8,397,433	7,073	10	6	21,611	60,018
Japan	20,699,031	28,130,520	27,103,910	46,074,256	34,032,139	134,130	155,467	223,530	533,543	620,044
Other countries	432	4,317	1,139	17,331	2,737	..	..	..	..	..
<b>TOTAL</b>	<b>39,953,936</b>	<b>46,666,449</b>	<b>49,121,434</b>	<b>99,623,144</b>	<b>74,769,806</b>	<b>3,811,203</b>	<b>3,546,104</b>	<b>3,250,563</b>	<b>6,470,037</b>	<b>8,993,144</b>

NOTE.—The sterling figures have been converted at the rate of B10—£1 for 1919-20 and 1920-21, and B15—£1 for earlier years

(continued on next page)

ABSTRACT TABLES  
TRADE OF EACH PROVINCE  
WITH EACH COUNTRY

( 22 )

No. 10—continued.

VALUE of the TOTAL TRADE, (IMPORTS, EXPORTS, and RE-EXPORTS) in PRIVATE MERCHANDISE  
only of each PROVINCE with each COUNTRY, in each Official Year from 1916-17 to 1920-21—continued

COUNTRIES	MADRAS					BURMA				
	1916-17	1917-18	1918-19	1919-20	1920-21	1916-17	1917-18	1918-19	1919-20	1920-21
	£	£	£	£	£	£	£	£	£	£
<b>EUROPE—</b>										
United Kingdom	12,412,074	7,769,085	12,775,897	23,624,598	24,579,488	9,598,784	9,429,592	8,835,375	15,339,450	22,755,429
Russia	1,023	6,569			40,970	89,690	6,733			3,078
Sweden	50,695	70,936	45,258	50,186	203,599	52,570	8,169	65,989	25,208	239,478
Norway	49,306	44,252	117,041	31,984	331,798	35,272	87,199	69,025	21,207	138,233
Denmark	879	1,550	1,689	157	29,043	5,033	4,343	571	9,058	27,072
Germany	3,072	3		36,578	580,622	307	857	103	3,971	1,598,692
Holland	26,655	8,499	1,157	65,049	578,237	536,638	198,133	107,587	981,180	1,073,543
Belgium	2,201			655,748	1,964,818	3,396	588	982	406,811	637,773
France	1,843,159	337,039	225,752	2,679,258	2,058,649	195,142	291,692	1,137,102	189,091	384,660
Spain	20,630	2,330	3,913	54,454	75,901	95,765	44,754	4,308	119,005	34,559
Gibraltar	235			51	1,872	4		93		10
Portugal	290	21,184	295	451	14,271	106,381	26,667		673	143,226
Malta and Goso	12					141		4,016		45
Switzerland	35,198	17,612	4,585	46,038	157,122	69,838	225,570	112,699	47,898	342,238
Italy	449,958	114,528	17,873	764,337	719,347	254,007	630,317	1,166,843	243,070	600,143
Austria-Hungary	1,338	220		20,253	142,493	3,175	1,903	93,630	2,448	31,794
Roumania										
Greece			104,634	344,760	209		168,427	65,799	25,032	30,995
Turkey (including Crete or Candia)					1,635					4,296
Other countries		20		719				1,917	1,235	
<b>TOTAL</b>	<b>14,895,425</b>	<b>8,443,738</b>	<b>13,298,032</b>	<b>29,381,066</b>	<b>31,474,864</b>	<b>11,045,123</b>	<b>11,074,914</b>	<b>11,671,044</b>	<b>17,416,077</b>	<b>27,995,264</b>
<b>ASIA—</b>										
Turkey	36,748	23,784	25,102	74,465	225,343	2,663	10,608	95,631	64,789	159,517
Aden and Dependencies	5,438	2,830	19,090	9,702	2,430	74,235	26,345	32,023	44,291	47,900
Arabia	40,685	23,860	26,058	57,805	140,599			4,085	47,695	33,158
Bahrain Islands	24,963	7,323	19,736	84,073	137,234				18,175	31,623
Persia	400		29,351	37,399	12,116	5,570		1,326	6,223	1,395
Hanjam Island										
Maldives	2,267	1,305	4,766	1,892	210		4,300	12,372	60,158	54,095
Ceylon	4,522,054	4,909,017	4,364,352	5,222,117	4,841,964	1,753,248	1,453,234	1,784,083	3,391,269	5,355,067
Straits Settlements (including Labuan)	1,439,498	2,284,908	2,581,983	3,407,133	3,252,975	2,621,907	2,675,478	3,094,262	4,026,806	5,358,490
Federated Malay States	112,438	137,459	102,759	232,651	129,730	3,327	2,334	3,540	73,302	678,520
Sumatra	23,235	77,413	23,015	30,332	3,910	334,661	318,920	174,307	3,644	36,405
Java	232,266	197,070	165,451	157,465	439,123	774,593	532,373	572,970	230,426	656,495
Borneo	54	15,332	235	53,252	5,333	60,274	12,139	88	72,249	55,573
Celebes and other Islands						23,396	51,965	76	50	
Siam	16,607	20,395	9,334	30,115	53,439	45,730	53,019	79,060	56,722	57,556
Indo-China (including Cochin-China, Cambodia, Annam, and Tonkin)	16,051	11,171	32,208	35,039	7,943	1,842	6,103	3,935	4,132	11,759
Philippines	105,115	22	255	1,151	179	9,637	18,273	26,350	97,330	32,308
Hongkong	3,122	15,347	20,530	36,443	30,790	327,263	234,034	403,529	720,622	1,305,361
China (exclusive of Hongkong and Macao)	123,365	117,351	165,636	1,431,004	746,542	236,294	73,952	66,695	237,033	556,680
Japan	1,425,368	1,393,959	1,304,692	3,637,050	1,531,286	1,239,672	1,575,917	3,443,650	3,640,151	3,751,727
Other countries	8,100	11,053		431	22	172				6,334
<b>TOTAL</b>	<b>8,198,324</b>	<b>9,250,109</b>	<b>8,830,214</b>	<b>14,604,919</b>	<b>11,676,751</b>	<b>7,503,604</b>	<b>7,115,044</b>	<b>9,324,539</b>	<b>12,900,657</b>	<b>18,241,239</b>

NOTE.—The sterling figures have been converted at the rate of £10—\$1 for 1919-20 and 1920-21, and £15—\$1 for earlier years.

ABSTRACT TABLES  
TRADE OF EACH PROVINCE  
WITH EACH COUNTRY

No. 10—continued.

VALUE of the TOTAL TRADE (IMPORTS, EXPORTS, and RE-EXPORTS) in PRIVATE MERCHANDISE  
only of each PROVINCE with each COUNTRY, in each Official Year from 1916-17 to 1920-21—continued

COUNTRIES	BENGAL					BIHAR AND ORISSA				
	1916-17	1917-18	1918-19	1919-20	1920-21	1916-17	1917-18	1918-19	1919-20	1920-21
<b>AFRICA AND ADJACENT ISLANDS—</b>										
Egypt	832,702	2,373,185	2,121,874	1,014,283	1,855,870	..	..	..	..	..
Other countries in North Africa	1,097	4,757	1,803	46,808	211,897	..	..	..	..	..
West Africa	..	14,619	59,985	320	361	..	..	..	..	..
German South-West Africa	..	..	..	..	..	..	..	..	..	..
Cape Colony	202,187	500,097	608,172	233,924	214,717	..	..	..	..	..
Natal	548,125	865,404	1,016,277	788,320	727,835	..	..	..	..	..
Portuguese East Africa	31,421	112,151	187,509	56,141	192,336	..	..	..	..	..
Madagascar	25,747	14,248	49,873	17,159	63,089	..	..	..	..	..
Réunion	..	..	22,466	230	21,519	..	..	..	..	..
Mauritius and Dependencies (including Seychelles)	590,100	351,915	400,348	914,030	1,004,613	..	..	..	..	..
German East Africa	..	..	..	..	3,016	..	..	..	..	..
East African Protectorate (including Zanzibar and Pemba)	21,747	23,858	70,045	30,801	84,731	..	..	..	..	..
Italian East Africa (Eritrea and Somaliland)	100,128	169,669	161,333	243,667	192,350	..	..	..	..	..
Abyssinia	..	..	..	..	..	..	..	..	..	..
East Africa (other ports)	22,292	9,184	23	..	46,131	..	..	..	..	..
Other countries	147,412	221,742	417,586	163,145	219,848	..	..	..	..	..
<b>TOTAL</b>	<b>2,518,958</b>	<b>4,565,829</b>	<b>5,127,092</b>	<b>4,114,333</b>	<b>4,847,162</b>	..	..	..	..	..
<b>AMERICA—</b>										
Canada	686,351	1,438,995	1,464,818	1,602,149	1,911,133	..	..	..	..	..
United States of America	18,207,056	20,991,911	24,912,453	50,623,677	48,019,722	..	..	..	..	..
West Indies	1,216,726	1,471,648	1,272,558	2,184,119	2,334,863	..	..	..	..	..
South America	3,323,718	2,739,390	4,602,099	8,641,994	8,501,141	..	..	..	..	..
Other countries	232,300	118,652	342,720	395,934	368,661	..	..	..	..	..
<b>TOTAL</b>	<b>23,666,151</b>	<b>26,760,596</b>	<b>32,594,648</b>	<b>63,432,678</b>	<b>61,135,460</b>	..	..	..	..	..
<b>AUSTRALIA AND OCEANIA—</b>										
Australian Commonwealth (including New Zealand and Fiji Islands)	3,602,530	3,613,861	4,918,881	4,313,943	6,730,899	..	..	..	..	..
Other Islands in the Pacific	..	..	..	..	..	..	..	..	..	..
<b>TOTAL</b>	<b>3,602,530</b>	<b>3,613,861</b>	<b>4,918,881</b>	<b>4,313,943</b>	<b>6,730,899</b>	..	..	..	..	..
<b>GRAND TOTAL</b>	<b>101,928,574</b>	<b>95,589,137</b>	<b>113,174,545</b>	<b>222,508,491</b>	<b>211,665,999</b>	..	..	..	..	..

NOTE.—The sterling figures have been converted at the rate of R10=£1 for 1919-20 and 1920-21, and R15=£1 for earlier years. [continued on next page]

ABSTRACT TABLES  
TRADE OF EACH PROVINCE  
WITH EACH COUNTRY

( 24 )

No. 10—continued

VALUE of the TOTAL TRADE (IMPORTS, EXPORTS, and RE-EXPORTS) in PRIVATE MERCHANDISE  
only of each PROVINCE with each COUNTRY, in each Official Year from 1916-17 to 1920-21—continued

COUNTRIES	BOMBAY					SIND				
	1916-17	1917-18	1918-19	1919-20	1920-21	1916-17	1917-18	1918-19	1919-20	1920-21
	£	£	£	£	£	£	£	£	£	£
<b>AFRICA AND ADJACENT ISLANDS—</b>										
Egypt . . . . .	763,269	1,933,237	1,270,650	2,098,245	2,451,435	695,928	12,307,442	7,333,142	12,562	29,892
Other countries in North Africa	..	..	..	1,761	848	10	..	..	..	..
West Africa . . . . .	..	68,598	..	..	..	..	427,166	..	..	..
German South-West Africa . . . . .	..	..	..	..	..	..	..	..	..	..
Cape Colony . . . . .	11,780	3,069	63	2,723	4,036	65,262	8	..	740	..
Natal . . . . .	317,602	331,603	568,191	241,691	424,292	29,489	9,215	739	949	107
Portuguese East Africa . . . . .	391,092	309,843	610,850	463,165	542,431	..	1,014	..	..	201
Madagascar . . . . .	55,820	69,015	41,441	23,514	41,635	357	318	352	1,336	531
Réunion . . . . .	29,644	4,280	37,159	12,772	32,575	..	..	..	..	..
Mauritius and Dependencies (including Seychelles) . . . . .	627,623	962,553	2,003,495	1,134,215	907,492	204,243	151,145	..	209	220,854
German East Africa . . . . .	7,715	106,650	95,889	207,267	372,166	..	957	57	..	180
East African Protectorate (including Zanzibar and Pemba) . . . . .	1,604,617	1,417,427	2,062,112	3,333,468	3,254,725	39,869	57,202	44,739	5,027	12,023
Italian East Africa (Eritrea and Somaliland) . . . . .	75,012	70,992	52,914	226,391	184,342	330	765	..	2,466	2,566
Abyssinia . . . . .	85	..	48	35	60	..	..	..	..	..
East Africa (other ports) . . . . .	28,986	102,121	301,452	253,866	46,468	421	3,695	..	..	9,339
Other countries . . . . .	..	5,537	2,939	10,373	7,666	..	..	..	..	84
<b>TOTAL</b>	<b>3,812,745</b>	<b>5,379,923</b>	<b>7,107,203</b>	<b>9,019,986</b>	<b>8,270,895</b>	<b>1,035,914</b>	<b>12,958,637</b>	<b>7,429,059</b>	<b>23,289</b>	<b>276,677</b>
<b>AMERICA—</b>										
Canada . . . . .	826	30,556	25,630	33,362	444,790	51,559	20,081	2,005	46,296	31,720
United States of America . . . . .	4,325,607	4,130,377	4,838,860	70,364,533	14,513,158	2,582,388	1,120,962	968,849	4,726,345	3,549,107
West Indies . . . . .	..	..	..	..	..	..	..	..	..	..
South America . . . . .	..	..	3,687	22,654	11,063	..	594	399	..	..
Other countries . . . . .	..	..	..	..	..	727	..	..	..	..
<b>TOTAL</b>	<b>4,326,433</b>	<b>4,160,933</b>	<b>4,913,377</b>	<b>70,420,544</b>	<b>14,969,011</b>	<b>2,634,074</b>	<b>1,141,937</b>	<b>971,253</b>	<b>4,772,641</b>	<b>3,630,827</b>
<b>AUSTRALIA AND OCEANIA—</b>										
Australian Commonwealth (including New Zealand and Fiji Islands) . . . . .	403,037	299,177	335,099	1,973,306	644,242	725	3,492	84,198	403,113	2,448
Other Islands in the Pacific . . . . .	..	..	..	..	..	..	..	..	..	..
<b>TOTAL</b>	<b>403,037</b>	<b>299,177</b>	<b>335,099</b>	<b>1,973,306</b>	<b>644,242</b>	<b>725</b>	<b>3,492</b>	<b>84,198</b>	<b>403,113</b>	<b>2,448</b>
<b>GRAND TOTAL</b>	<b>83,473,447</b>	<b>93,054,475</b>	<b>98,434,495</b>	<b>192,121,976</b>	<b>205,630,164</b>	<b>24,771,394</b>	<b>29,333,795</b>	<b>22,554,967</b>	<b>35,317,669</b>	<b>55,568,768</b>

NOTE.—The sterling figures have been converted at the rate of R10=£1 for 1919-20 and 1920-21, and R15=£1 for earlier years.

ABSTRACT TABLES  
TRADE OF EACH PROVINCE  
WITH EACH COUNTRY

No. 10—concluded

VALUE of the TOTAL TRADE (IMPORTS, EXPORTS, and RE-EXPORTS) in PRIVATE MERCHANDISE  
only of each PROVINCE with each COUNTRY, in each Official Year from 1916-17 to 1920-21—concluded

COUNTRIES	MADRAS					BURMA				
	1916-17	1917-18	1918-19	1919-20	1920-21	1916-17	1917-18	1918-19	1919-20	1920-21
	₹	₹	₹	₹	₹	₹	₹	₹	₹	₹
<b>AFRICA AND ADJACENT ISLANDS—</b>										
Egypt . . . . .	107,289	2,054	52,918	108,340	67,313	165,915	195,398	187,247	232,301	319,971
Other countries in North Africa	992	..	..	..	..	2,138	13,026	17,804	..	..
West Africa . . . . .	94	..	..	..	..	16,000	..	..	831	1
German South-West Africa . . . . .	..	..	..	..	..	..	..	..	..	..
Cape Colony . . . . .	1,857	1,813	3,770	3,039	5,595	21,346	68,599	103,808	80,800	243,159
Natal . . . . .	15,276	39,516	70,553	77,498	19,767	68,141	50,061	74,638	84,262	160,751
Portuguese East Africa . . . . .	3,200	5,397	1,648	4,371	2,710	35,671	45,864	137,809	9,080	62,235
Madagascar . . . . .	..	..	..	324	827	..	..	8	..	..
Réunion . . . . .	22,431	343	333	384	..	..	..	..	..	..
Mauritius and Dependencies (In- cluding Seychelles) . . . . .	186,951	68,237	7,175	6,164	82,109	132,540	112,607	182,744	629,048	654,199
German East Africa . . . . .	..	711	..	..	..	..	706	..	280	1,160
East African Protectorate (Includ- ing Zanzibar and Pemba) . . . . .	941	258	1,325	3,555	2,097	104,045	10,596	19,959	89,141	169,715
Italian East Africa (Eritrea and Somaliland) . . . . .	..	..	..	..	..	..	..	..	1,371	..
Abyssinia . . . . .	..	..	..	..	..	..	..	..	..	..
East Africa (other ports) . . . . .	..	2	..	..	..	..	881	..	..	1
Other countries . . . . .	420	8	1,111	7	122	18,426	33,600	80,400	21,057	11,133
<b>TOTAL</b>	<b>339,251</b>	<b>112,829</b>	<b>189,728</b>	<b>206,682</b>	<b>179,940</b>	<b>542,217</b>	<b>531,638</b>	<b>804,358</b>	<b>1,148,416</b>	<b>1,641,064</b>
<b>AMERICA—</b>										
Canada . . . . .	193,357	79,412	111,372	54,259	182,186	43,066	20,074	44,210	5,427	108,616
United States of America . . . . .	1,988,398	1,086,767	1,340,884	5,328,628	3,462,125	1,089,951	922,662	943,615	2,008,949	3,607,811
West Indies . . . . .	657	..	..	..	170	817	..	282,724	3	23,372
South America . . . . .	2	..	1,624	18,273	3,624	546,410	7,349	18,812	54,974	17,936
Other countries . . . . .	523	215	..	..	..	..	340,075	..	..	11
<b>TOTAL</b>	<b>2,182,932</b>	<b>1,166,394</b>	<b>1,353,880</b>	<b>5,396,157</b>	<b>3,668,105</b>	<b>1,630,244</b>	<b>1,268,160</b>	<b>1,239,361</b>	<b>3,059,353</b>	<b>3,755,746</b>
<b>AUSTRALIA AND OCEANIA—</b>										
Australian Commonwealth (In- cluding New Zealand and Fiji Islands) . . . . .	208,702	454,329	335,144	347,396	6,11,469	302,083	450,435	171,514	265,331	666,277
Other islands in the Pacific . . . . .	63	80	..	..	1	..	..	..	..	..
<b>TOTAL</b>	<b>223,765</b>	<b>454,409</b>	<b>335,144</b>	<b>347,396</b>	<b>6,11,470</b>	<b>302,083</b>	<b>450,435</b>	<b>171,514</b>	<b>265,331</b>	<b>666,277</b>
<b>GRAND TOTAL</b>	<b>25,845,697</b>	<b>19,427,474</b>	<b>24,006,396</b>	<b>49,028,120</b>	<b>47,331,130</b>	<b>20,920,221</b>	<b>20,390,191</b>	<b>23,710,311</b>	<b>34,749,874</b>	<b>62,299,640</b>

NOTE.—The sterling figures have been converted at the rate of £10=₹1 for 1919-20 and 1920-21, and £15=₹1 for earlier years



ABSTRACT TABLES  
BENGAL—BIHAR AND ORISSA  
TRADE AT EACH PORT

( 26 )

No. 11

VALUE of the TOTAL IMPORTS and EXPORTS of MERCHANDISE and TREASURE (exclusive of GOVERNMENT STORES and TREASURE), at each PORT in BRITISH INDIA, distinguishing INDIAN and FOREIGN MERCHANDISE EXPORTED, in each Official Year from 1916-17 to 1920-21

PORT	IMPORTS					EXPORTS				
	1916-17	1917-18	1918-19	1919-20	1920-21	1916-17	1917-18	1918-19	1919-20	1920-21
<b>BENGAL—</b>										
<b>CALCUTTA (Chief Port)—</b>										
Merchandise	Indian	..	..	..	..	61,513,554	56,258,482	67,781,639	131,876,950	105,300,337
	Foreign	37,338,927	38,656,767	42,414,851	83,247,241	118,700,126	307,828	211,566	470,877	2,311,858
Total	37,338,927	38,656,767	42,414,851	83,247,241	118,700,126	61,821,382	56,470,048	68,252,516	134,188,808	108,235,414
Treasure	1,122,628	6,543,408	13,760	3,819,135	1,219,618	26,255	79,891	987	298	3,322,735
TOTAL	38,511,555	45,200,175	42,428,611	87,066,376	119,919,744	61,847,637	56,549,939	68,253,503	134,189,106	111,608,149
<b>CHITTAGONG—</b>										
Merchandise	Indian	..	..	..	..	2,524,425	1,532,223	2,236,843	5,549,830	2,958,855
	Foreign	304,441	271,399	281,995	521,684	1,111,222	765	..	928	380
Total	304,441	271,399	281,995	521,684	1,111,222	2,525,190	1,532,223	2,236,843	5,550,758	2,959,235
<b>TOTAL OF ALL SUBORDINATE PORTS—</b>										
Merchandise	Indian	..	..	..	..	2,524,425	1,532,223	2,236,843	5,549,830	2,958,855
	Foreign	304,441	271,399	281,995	521,684	1,111,222	765	..	928	380
TOTAL	304,441	271,399	281,995	521,684	1,111,222	2,525,190	1,532,223	2,236,843	5,550,758	2,959,235
<b>TOTAL OF ALL PORTS IN BENGAL—</b>										
Merchandise	Indian	..	..	..	..	64,037,979	57,790,705	70,018,482	137,426,780	108,259,192
	Foreign	37,698,368	38,928,166	42,696,846	83,768,925	119,811,348	308,593	211,566	470,877	2,312,786
Total	37,698,368	38,928,166	42,696,846	83,768,925	119,811,348	64,346,572	58,002,271	70,489,359	139,739,566	111,244,649
Treasure	1,122,628	6,543,408	13,760	3,819,135	1,219,618	26,255	79,891	987	298	3,322,735
TOTAL	38,816,996	45,471,574	42,710,606	87,588,060	121,030,966	64,372,827	58,082,162	70,490,346	139,739,864	114,567,384
<b>BIHAR AND ORISSA—</b>										
<b>BALASORE (Chief Port)—</b>										
Merchandise	Indian	..	..	..	..	..	..	..	..	..
	Foreign	..	..	..	..	..	..	..	..	..
TOTAL	..	..	..	..	..	..	..	..	..	..
<b>CUTTACK—</b>										
Merchandise	Indian	..	..	..	..	..	..	..	..	..
	Foreign	..	..	..	..	..	..	..	..	..
TOTAL	..	..	..	..	..	..	..	..	..	..
<b>PURI—</b>										
Merchandise	Indian	..	..	..	..	..	..	..	..	..
	Foreign	..	..	..	..	..	..	..	..	..
TOTAL	..	..	..	..	..	..	..	..	..	..
<b>TOTAL OF ALL SUBORDINATE PORTS—</b>										
Merchandise	Indian	..	..	..	..	..	..	..	..	..
	Foreign	..	..	..	..	..	..	..	..	..
TOTAL	..	..	..	..	..	..	..	..	..	..

NOTE.—The sterling figures have been converted at the rate of Rs10=£1 for 1919-20 and 1920-21, and Rs15=£1 for earlier years

**ABSTRACT TABLES  
BIHAR AND ORISSA—BOMBAY—SIND  
TRADE AT EACH PORT**

No. 11—continued

*VALUE of the TOTAL IMPORTS and EXPORTS of MERCHANDISE and TREASURE (exclusive of GOVERNMENT STORES and TREASURE), at each PORT in BRITISH INDIA, distinguishing INDIAN and FOREIGN MERCHANDISE EXPORTED, in each Official Year from 1916-17 to 1920-21—continued*

PORT	IMPORTS					EXPORTS				
	1916-17	1917-18	1918-19	1919-20	1920-21	1916-17	1917-18	1918-19	1919-20	1920-21
	£	£	£	£	£	£	£	£	£	£
<b>BIHAR AND ORISSA—continued</b>										
TOTAL OF ALL PORTS IN BIHAR AND ORISSA—										
Merchandise	..	..	..	..	..	..	..	..	..	..
{ Indian	..	..	..	..	..	..	..	..	..	..
{ Foreign	..	..	..	..	..	..	..	..	..	..
TOTAL	..	..	..	..	..	..	..	..	..	..
<b>BOMBAY—</b>										
<b>BOMBAY (Chief Port)—</b>										
Merchandise	..	..	..	..	..	47,658,233	50,762,442	44,078,023	101,105,817	65,588,565
{ Indian	..	..	..	..	..	..	..	..	..	..
{ Foreign	36,888,741	37,975,737	47,389,275	78,890,842	128,131,860	3,906,731	4,891,715	7,002,387	12,000,202	11,987,868
Total	36,888,741	37,975,737	47,389,275	78,890,842	128,131,860	51,564,964	55,154,157	51,080,410	113,106,019	77,525,923
Treasure	8,776,143	10,619,678	791,548	7,171,646	21,608,333	2,383,752	3,321,220	1,791,214	7,219,373	22,109,462
TOTAL	45,664,884	48,595,415	48,180,823	86,062,488	149,740,243	53,948,716	58,475,377	52,871,624	120,325,392	99,635,385
<b>SUBORDINATE PORTS—</b>										
Merchandise	..	..	..	..	..	..	4,712	3,457	..	..
{ Indian	..	..	..	..	..	..	..	..	..	..
{ Foreign	24,742	19,870	11,354	35,115	22,176	..	..	..	..	1,996
TOTAL	24,742	19,870	11,354	35,115	22,176	..	4,712	3,457	..	1,996
<b>TOTAL OF ALL PORTS IN BOMBAY—</b>										
Merchandise	..	..	..	..	..	47,658,233	50,767,154	44,081,480	101,105,817	65,590,561
{ Indian	..	..	..	..	..	..	..	..	..	..
{ Foreign	36,908,483	37,995,607	47,400,629	78,925,957	128,154,036	3,906,731	4,891,715	7,002,387	12,000,202	11,987,868
Total	36,908,483	37,995,607	47,400,629	78,925,957	128,154,036	51,564,964	55,158,869	51,083,807	113,106,019	77,527,924
Treasure	8,776,143	10,619,678	791,548	7,171,646	21,608,333	2,383,752	3,321,220	1,791,214	7,219,373	22,109,462
TOTAL	45,684,626	48,615,285	48,192,177	86,097,603	149,762,410	53,948,716	58,480,089	52,875,021	120,325,392	99,637,386
<b>SIND—</b>										
<b>KARACHI (Chief Port)—</b>										
Merchandise	..	..	..	..	..	15,047,771	19,304,902	13,025,232	15,420,788	18,244,392
{ Indian	..	..	..	..	..	..	..	..	..	..
{ Foreign	8,680,104	8,758,809	7,685,685	17,093,117	34,606,869	991,994	1,270,085	1,843,795	2,808,164	2,627,536
Total	8,680,104	8,758,809	7,685,685	17,093,117	34,606,869	16,039,765	20,574,987	14,869,027	18,228,952	20,871,928
Treasure	14,189	25,942	8,595	15,919	201,797	280,072	214,580	..	..	230,000
TOTAL	8,694,293	8,784,751	7,694,280	17,109,036	34,808,666	16,319,837	20,789,567	14,869,027	18,228,952	21,101,928
<b>SUBORDINATE PORTS—</b>										
Merchandise	..	..	..	..	..	..	..	254	..	..
{ Indian	..	..	..	..	..	..	..	..	..	..
{ Foreign	..	..	..	..	..	..	..	..	..	..
TOTAL	..	..	..	..	..	..	..	254	..	..
<b>TOTAL OF ALL PORTS IN SIND—</b>										
Merchandise	..	..	..	..	..	15,047,771	19,304,902	13,025,486	15,420,788	18,244,392
{ Indian	..	..	..	..	..	..	..	..	..	..
{ Foreign	8,680,104	8,758,809	7,685,685	17,093,117	34,606,869	991,994	1,270,085	1,843,795	2,808,164	2,627,536
Total	8,680,104	8,758,809	7,685,685	17,093,117	34,606,869	16,039,765	20,574,987	14,869,281	18,228,952	20,871,928
Treasure	14,189	25,942	8,595	15,919	201,797	280,072	214,580	..	..	230,000
TOTAL	8,694,293	8,784,751	7,694,280	17,109,036	34,808,666	16,319,837	20,789,567	14,869,281	18,228,952	21,101,928

NOTE.—The sterling figures have been converted at the rate of Rs10—£1 for 1919-20 and 1920-21, and Rs15—£1 for earlier years

MADRAS

TRADE AT EACH PORT

No. 11—continued

VALUE of the TOTAL IMPORTS and EXPORTS of MERCHANDISE and TREASURE (exclusive of GOVERNMENT STORES and TREASURE), at each PORT in BRITISH INDIA, distinguishing INDIAN and FOREIGN MERCHANDISE EXPORTED, in each Official Year from 1916-17 to 1920-21—continued

PORT	IMPORTS					EXPORTS				
	1916-17	1917-18	1918-19	1919-20	1920-21	1916-17	1917-18	1918-19	1919-20	1920-21
	£	£	£	£	£	£	£	£	£	£
<b>MADRAS—</b>										
<b>Fort St. George (Chief Port)—</b>										
Merchandise	Indian	..	..	..	..	6,365,800	2,564,177	7,498,977	17,117,959	7,627,004
	Foreign	6,981,060	6,549,793	6,254,078	10,654,808	21,294,894	68,378	68,007	52,351	1218,220
Total	6,981,060	6,549,793	6,254,078	10,654,808	21,294,894	6,434,178	2,632,184	7,541,328	17,336,179	7,820,748
Treasure	10,867	119,436	2	94,118	120,355	66,880	8,667	..	..	4,250
TOTAL	6,991,927	6,669,229	6,254,078	10,748,926	21,415,249	6,500,508	2,685,851	7,541,328	17,336,179	7,824,998
<b>GOPALPUR—</b>										
Merchandise	Indian	..	..	..	..	77	..	..	..	..
	Foreign	938	100	..	..	31	..	..	..	..
TOTAL	938	100	..	..	31	77	..	..	..	..
<b>BARUA—</b>										
Merchandise	Indian	..	..	..	..	..	..	..	..	..
	Foreign	..	..	..	742	1,130	..	..	..	..
TOTAL	..	..	..	742	1,130	..	..	..	..	..
<b>BHIMPATAM—</b>										
Merchandise	Indian	..	..	..	..	82,038	..	26,550	131,000	36,659
	Foreign	1,454	32	..	40	..	..	..	..	..
TOTAL	1,454	32	..	40	..	82,038	..	26,550	131,000	36,659
<b>VIZAGAPATAM—</b>										
Merchandise	Indian	..	..	..	..	47,610	16,527	34,308	256,230	254,823
	Foreign	313	541	..	1,329	36,547	..	..	..	..
TOTAL	313	541	..	1,329	80,547	47,610	16,527	34,308	256,230	254,823
<b>COCANADA—</b>										
Merchandise	Indian	..	..	..	..	519,119	276,686	106,115	577,928	867,363
	Foreign	58,127	20,492	1,048	186,475	128,429	200	7	42	..
TOTAL	58,127	20,492	1,048	186,475	128,429	519,319	276,686	106,122	577,970	867,363
<b>MASULIPATAM—</b>										
Merchandise	Indian	..	..	..	..	63,095	35,216	12,826	8,342	11,326
	Foreign	404	111	260	431	15	..	..	3	..
TOTAL	404	111	260	431	15	63,095	35,216	12,827	8,345	11,326
<b>CHANDLOR—</b>										
Merchandise	Indian	..	..	..	..	225,270	159,229	144,650	853,998	689,223
	Foreign	157,410	58,994	54,958	102,654	182,972	..	..	..	..
Total	157,410	58,994	54,958	102,654	182,972	225,270	159,229	144,650	853,998	689,223
Treasure	..	1	1	2	..	..	..	..	..	..
TOTAL	157,410	58,995	54,959	102,656	182,972	225,270	159,229	144,650	853,998	689,223

NOTE.—The sterling figures have been converted at the rate of R10 = £1 for 1919-20 and 1920-21, and R15 = £1 for earlier years.

VALUE of the TOTAL IMPORTS and EXPORTS of MERCHANDISE and TREASURE (exclusive of GOVERNMENT STORES and TREASURE), at each PORT in BRITISH INDIA, distinguishing INDIAN and FOREIGN MERCHANDISE EXPORTED, in each Official Year from 1916-17 to 1920-21—continued

PORT	IMPORTS					EXPORTS				
	1916-17	1917-18	1918-19	1919-20	1920-21	1916-17	1917-18	1918-19	1919-20	1920-21
	£	£	£	£	£	£	£	£	£	£
<b>MADRAS—continued</b>										
PORTO NOVO— Merchandise	Indian	..	..	..	..	98,300	34,763	23,747	84,228	151,284
	Foreign	2,583	3,118	2,206	4,158	3,898	604	15	..	..
	TOTAL	2,583	3,118	2,206	4,158	3,898	94,003	34,771	23,762	84,228
TIRUMULAVASSAL— Merchandise	Indian	..	..	..	..	11,508	6,026	14,576	708	801
	Foreign	1,099	979	546	1,882	868	22	77	35	..
	TOTAL	1,099	979	546	1,882	868	11,530	6,086	14,658	823
NEGAPATAM— Merchandise	Indian	..	..	..	..	692,044	553,507	506,528	570,182	1,072,568
	Foreign	158,234	160,072	220,186	261,320	223,931	81,575	28,591	80,136	81,802
	Total	158,234	160,072	220,186	261,320	223,931	692,044	553,507	506,528	1,072,568
Treasure	1,554	8	..	1,941	7,918	14	..	..	..	9,000
TOTAL	159,788	160,075	220,186	263,261	231,849	693,638	552,098	506,674	602,044	1,088,655
VELANGANNI— Merchandise	Indian	..	..	..	..	5,499	6,645	4,407	..	..
	Foreign	379	416	..	111	2	..	16	..	..
	TOTAL	379	416	..	111	2	5,544	6,645	4,423	..
TÓPPUTURAI— Merchandise	Indian	..	..	..	..	25,767	31,475	10,566	2	12
	Foreign	1,075	2,126	2,036	454	196	..	..	20	..
	Total	1,075	2,126	2,036	454	196	25,767	31,475	10,566	22
Treasure	534	..	..	..	..	..	..	..	..	..
TOTAL	1,609	2,126	2,036	454	196	25,767	31,475	10,566	22	12
POINT CALIMERE— Merchandise	Indian	..	..	..	..	..	..	..	..	4,916
	Foreign	..	..	..	437	285	..	..	..	..
	TOTAL	..	..	..	437	285	..	..	..	4,916
MUTTUPET— Merchandise	Indian	..	..	..	..	..	..	6,292	..	..
	Foreign	..	24	95	..	..	..	..	..	..
	TOTAL	..	24	95	..	..	..	6,292	..	..
ADIRAMPATNAM— Merchandise	Indian	..	..	..	..	41,573	33,135	42,875	9,937	17,307
	Foreign	4,650	6,229	15,459	10,716	9,026	143	..	..	464
	Total	4,650	6,229	15,459	10,716	9,026	41,721	33,135	42,875	17,771
Treasure	620	..	..	..	6	..	..	..	..	..
TOTAL	5,270	6,229	15,459	10,716	9,031	41,721	33,135	42,875	9,937	17,771
KARIKAL— Merchandise	Indian	..	..	..	..	43,971	35,543	23,889	82	36
	Foreign	..	..	..	..	..	..	..	..	..
	TOTAL	..	..	..	..	..	43,971	35,543	23,889	82

Note.—The sterling figures have been converted at the rate of R10=£1 for 1919-20 and 1920-21, and R15=£1 for earlier years

ABSTRACT TABLES

( 30 )

MADRAS

TRADE AT EACH PORT

No. 11—continued

VALUE of the TOTAL IMPORTS and EXPORTS of MERCHANDISE and TREASURE (exclusive of GOVERNMENT STORES and TREASURE), at each PORT in BRITISH INDIA, distinguishing INDIAN and FOREIGN MERCHANDISE EXPORTED, in each Official Year from 1916-17 to 1920-21—continued

PORT	IMPORTS					EXPORTS				
	1916-17	1917-18	1918-19	1919-20	1920-21	1916-17	1917-18	1918-19	1919-20	1920-21
	£	£	£	£	£	£	£	£	£	£
<b>MADRAS—continued</b>										
<b>ANNAPATANAM—</b>										
Merchandise	Indian	..	..	..	..	7,508	6,817	7,564	547	706
	Foreign	2,000	1,043	974	251	..	8	..	..	..
TOTAL	2,000	1,043	974	251	791	7,508	6,825	7,564	547	706
<b>TONDI—</b>										
Merchandise	Indian	..	..	..	..	3,646	653	1,442	116	..
	Foreign	5,566	3,084	1,530	1,861	..	..	..	..	..
TOTAL	5,566	3,084	1,530	1,861	4,134	3,646	653	1,442	116	..
Treasure	..	..	..	..	773	..	..	..	..	..
TOTAL	5,566	3,084	1,530	1,861	4,907	3,646	653	1,442	116	..
<b>DEVIPATNAM—</b>										
Merchandise	Indian	..	..	..	..	..	..	..	..	..
	Foreign	..	..	..	539	637	..	..	..	..
TOTAL	..	..	..	539	637	..	..	..	..	..
<b>PANDAN—</b>										
Merchandise	Indian	..	..	..	..	36,188	23,355	38,956	10,214	2,151
	Foreign	5,318	10,975	923	4,336	1,483	586	1,117	44	..
TOTAL	5,318	10,975	923	4,336	3,034	37,671	23,941	40,073	10,258	2,151
Treasure	..	..	..	4,174	..	..	..	..	..	..
TOTAL	5,318	10,975	923	8,510	3,034	37,671	23,941	40,073	10,258	2,151
<b>DHANUSHKODI—</b>										
Merchandise	Indian	..	..	..	..	1,746,779	2,070,030	1,491,032	1,414,409	1,384,253
	Foreign	223,842	581,377	480,992	660,495	27,137	61,523	127,769	225,295	150,220
TOTAL	223,842	581,377	480,992	660,495	729,509	1,773,916	2,131,553	1,619,801	1,639,704	1,534,473
Treasure	29	60,014	9	14,818	2,199	27	25	..	250,000	312
TOTAL	223,871	641,391	481,001	675,313	731,708	1,773,943	2,131,578	1,618,801	1,889,704	1,534,785
<b>KILAKARAI—</b>										
Merchandise	Indian	..	..	..	..	..	..	..	..	2,048
	Foreign	..	..	..	2,322	2,192	..	..	..	..
TOTAL	..	..	..	2,322	2,192	..	..	..	..	2,048
<b>TUTICORIN—</b>										
Merchandise	Indian	..	..	..	..	3,468,057	3,149,577	2,076,813	7,484,226	4,643,756
	Foreign	622,703	575,673	705,175	892,267	1,155,546	11,512	8,237	5,043	7,237
TOTAL	622,703	575,673	705,175	892,267	1,155,546	3,479,569	3,157,814	2,081,856	7,491,513	4,643,716
Treasure	2	..	..	1,403	4,547	533,506	1,333	..	50,000	100,000
TOTAL	622,705	575,673	705,175	893,670	1,160,093	4,013,075	3,159,147	2,081,856	7,541,513	4,743,716
<b>KAYALPATNAM—</b>										
Merchandise	Indian	..	..	..	..	..	..	..	..	1,336
	Foreign	..	..	..	3,739	4,398	..	..	..	..
TOTAL	..	..	..	3,739	4,398	..	..	..	..	1,336

NOTE.—The sterling figures have been converted at the rate of R10=£1 for 1919-20 and 1920-21 and R15=£1 for earlier years

VALUE of the TOTAL IMPORTS and EXPORTS of MERCHANDISE and TREASURE (exclusive of GOVERNMENT STORES and TREASURE), at each PORT in BRITISH INDIA, distinguishing INDIAN and FOREIGN MERCHANDISE EXPORTED, in each Official Year from 1916-17 to 1920-21—continued

PORT	IMPORTS					EXPORTS				
	1916-17	1917-18	1918-19	1919-20	1920-21	1916-17	1917-18	1918-19	1919-20	1920-21
	£	£	£	£	£	£	£	£	£	£
<b>MADRAS—continued</b>										
<b>KULASKHARAPATNAM—</b>										
Merchandise	{ Indian ..	..	..	..	..	16,582	9,508	9,942	41,047	58,399
	{ Foreign. 18,058	9,386	8,585	16,771	17,089	..	8	..	..	12
TOTAL		8,058	9,386	8,585	16,771	16,582	9,511	9,942	41,047	58,411
Treasure		..	..	..	8	..	..	..	..	..
TOTAL		8,058	9,386	8,585	16,771	16,582	9,511	9,942	41,047	58,411
<b>COCHIN—</b>										
Merchandise	{ Indian ..	..	..	..	..	1,858,968	1,899,126	1,734,457	3,584,576	3,082,842
	{ Foreign. 204,185	107,729	60,756	297,521	687,656	3,125	581	1,447	1,166	1,263
TOTAL		204,185	107,729	60,756	297,521	1,862,093	1,899,657	1,735,904	3,585,742	3,084,105
<b>CALCUTTA—</b>										
Merchandise	{ Indian ..	..	..	..	..	996,896	469,129	772,677	1,693,292	1,214,962
	{ Foreign. 109,862	29,815	21,995	241,550	324,458	230	47	710	432	7,256
TOTAL		109,862	29,815	21,995	241,550	996,826	469,186	773,387	1,693,724	1,222,218
Treasure		200	..	..	..	..	..	..	..	..
TOTAL		110,062	29,815	21,995	241,550	996,826	469,186	773,387	1,693,724	1,222,218
<b>BADAGARA—</b>										
Merchandise	{ Indian ..	..	..	..	..	66,017	..	..	..	2,166
	{ Foreign. 200	..	..	..	..	..	..	..	..	..
TOTAL		200	..	..	..	66,017	..	..	..	2,166
<b>TELICHERRY—</b>										
Merchandise	{ Indian ..	..	..	..	..	866,869	86,605	85,870	346,421	271,348
	{ Foreign. 10,281	1,106	1,220	6,210	57,675	..	..	..	607	73
TOTAL		10,281	1,106	1,220	6,210	866,869	86,605	85,870	347,028	271,421
<b>CANNANORE—</b>										
Merchandise	{ Indian ..	..	..	..	..	449	..	..	8,586	8,155
	{ Foreign. 2,256	673	1,299	1,264	7,648	..	..	..	..	..
TOTAL		2,256	673	1,299	1,264	449	..	..	8,586	8,155
<b>MANGALORE—</b>										
Merchandise	{ Indian ..	..	..	..	..	254,420	129,982	306,051	1,016,127	1,067,074
	{ Foreign. 8,112	2,848	5,926	24,460	86,697	24	12	11	..	..
TOTAL		8,112	2,848	5,926	24,460	254,444	129,994	306,062	1,016,127	1,067,074
<b>OTHER SUBORDINATE PORTS—</b>										
Merchandise	{ Indian ..	..	..	..	..	22,396	22,636	14,128	13,960	10,956
	{ Foreign. 5,479	7,318	6,072	..	2,680	5	..	..	..	..
TOTAL		5,479	7,318	6,072	..	22,402	22,636	14,128	13,960	10,956

NOTE.—The sterling figures have been converted at the rate of Rs 1 = £1 for 1919-20 and 1920-21 and Rs 15 = £1 for earlier years

ABSTRACT TABLES

MADRAS—BURMA

TRADE AT EACH PORT

No. 11—continued

VALUE of the TOTAL IMPORTS and EXPORTS of MERCHANDISE and TREASURE (exclusive of GOVERNMENT STORES and TREASURE), at each PORT in BRITISH INDIA, distinguishing INDIAN and FOREIGN MERCHANDISE EXPORTED, in each Official Year from 1916-17 to 1920-21—continued

PORT	IMPORTS					EXPORTS				
	1916-17	1917-18	1918-19	1919-20	1920-21	1916-17	1917-18	1918-19	1919-20	1920-21
	£	£	£	£	£	£	£	£	£	£
<b>MADRAS—continued</b>										
<b>TOTAL OF ALL SUBORDINATE PORTS—</b>										
Merchandise	Indian	..	..	..	..	10,794,730	8,561,680	8,403,275	18,046,200	14,376,462
	Foreign	1,589,528	1,584,261	1,592,161	2,724,144	3,671,673	76,201	99,556	216,349	256,822
Total	1,589,528	1,584,261	1,592,161	2,724,144	3,671,673	10,840,931	8,661,239	8,619,624	18,313,022	14,633,816
Treasure	2,939	60,018	10	22,343	15,445	533,547	1,358	..	300,000	109,812
<b>TOTAL</b>	<b>1,592,467</b>	<b>1,644,279</b>	<b>1,592,171</b>	<b>2,746,487</b>	<b>3,687,118</b>	<b>11,374,478</b>	<b>8,662,594</b>	<b>8,619,624</b>	<b>18,613,022</b>	<b>14,668,127</b>
<b>TOTAL OF ALL PORTS IN MADRAS—</b>										
Merchandise	Indian	..	..	..	..	18,321,426	13,986,310	15,892,252	35,164,159	22,008,486
	Foreign	8,570,588	8,134,054	7,846,234	13,378,952	24,966,567	144,579	167,563	268,700	485,042
Total	8,570,588	8,134,054	7,846,234	13,378,952	24,966,567	18,466,005	14,158,878	16,160,952	35,649,201	22,374,563
Treasure	13,306	179,454	12	116,461	135,800	599,877	5,025	..	300,000	113,562
<b>TOTAL</b>	<b>8,583,894</b>	<b>8,313,508</b>	<b>7,846,246</b>	<b>13,495,413</b>	<b>25,102,367</b>	<b>19,065,832</b>	<b>14,158,898</b>	<b>16,160,952</b>	<b>35,949,201</b>	<b>22,488,125</b>
<b>BURMA—</b>										
<b>RAWAOK (Chief Port)—</b>										
Merchandise	Indian	..	..	..	..	11,400,019	11,167,061	13,226,097	17,670,051	19,726,589
	Foreign	7,326,082	6,497,452	6,987,641	14,705,649	27,827,998	39,728	26,376	116,501	85,833
Total	7,326,082	6,497,452	6,987,641	14,705,649	27,827,998	11,039,747	11,203,437	13,342,598	17,755,884	19,847,944
Treasure	5,340	1,402	89	32	76,854	4,483	..	..	..	25,708
<b>TOTAL</b>	<b>7,331,372</b>	<b>6,498,854</b>	<b>6,987,730</b>	<b>14,705,681</b>	<b>27,904,852</b>	<b>11,044,230</b>	<b>11,203,437</b>	<b>13,342,598</b>	<b>17,755,884</b>	<b>19,873,652</b>
<b>ANKAR—</b>										
Merchandise	Indian	..	..	..	..	140,329	59,587	462,112	419,253	1,148,736
	Foreign	9,418	4,200	1,922	5,440	20,277	..	..	..	..
<b>TOTAL</b>	<b>9,418</b>	<b>4,200</b>	<b>1,922</b>	<b>5,440</b>	<b>20,277</b>	<b>140,329</b>	<b>59,587</b>	<b>462,112</b>	<b>419,253</b>	<b>1,148,736</b>
<b>BASMIN—</b>										
Merchandise	Indian	..	..	..	..	847,676	1,338,162	1,489,423	425,012	1,794,728
	Foreign	5	255	54	894	553	417	..	..	..
<b>TOTAL</b>	<b>5</b>	<b>255</b>	<b>54</b>	<b>894</b>	<b>553</b>	<b>848,093</b>	<b>1,338,162</b>	<b>1,489,423</b>	<b>425,012</b>	<b>1,794,728</b>
<b>MEROUT—</b>										
Merchandise	Indian	..	..	..	..	168,646	166,321	197,699	306,980	252,605
	Foreign	18,876	19,697	23,369	37,967	39,059	154	491	83	197
<b>Total</b>	<b>18,876</b>	<b>19,697</b>	<b>23,369</b>	<b>37,967</b>	<b>39,059</b>	<b>168,800</b>	<b>166,812</b>	<b>197,782</b>	<b>307,177</b>	<b>252,721</b>

NOTE.—The sterling figures have been converted at the rate of Rs. 1 = £1 for 1917-21, and Rs. 15 = £1 for earlier years.

No. 11—concluded

TRADE AT EACH PORT

VALUE of the TOTAL IMPORTS and EXPORTS of MERCHANDISE and TREASURE (exclusive of GOVERNMENT STORES and TREASURE), at each PORT in BRITISH INDIA, distinguishing INDIAN and FOREIGN MERCHANDISE EXPORTED, in each Official Year from 1916-17 to 1920-21—concluded

PORT	IMPORTS					EXPORTS				
	1916-17	1917-18	1918-19	1919-20	1920-21	1916-17	1917-18	1918-19	1919-20	1920-21
	£	£	£	£	£	£	£	£	£	£
<b>BURMA—continued</b>										
<b>MOULMEIN—</b>										
Merchandise	Indian	..	..	..	..	332,831	450,277	531,360	401,648	1,008,434
	Foreign	19,844	17,221	13,622	26,724	49,419	745	2,191	1,829	632
TOTAL	19,844	17,221	13,622	26,724	49,419	333,576	452,468	533,189	402,280	1,009,066
<b>TAVOY—</b>										
Merchandise	Indian	..	..	..	..	515,081	578,965	608,817	537,818	277,453
	Foreign	25,060	22,166	29,079	21,093	14,508	4	27	70	358
TOTAL	25,060	22,166	29,079	21,093	14,508	515,085	578,979	608,844	537,897	277,811
<b>VICTORIA POINT—</b>										
Merchandise	Indian	..	..	..	..	..	..	..	..	24,961
	Foreign	..	..	..	7,675	8,308	..	..	..	11
TOTAL	..	..	..	7,675	8,308	..	..	..	..	24,972
Treasure	..	..	..	6	..	..	..	..	..	..
TOTAL	..	..	..	7,681	8,308	..	..	..	..	24,972
<b>OTHER SUBORDINATE PORTS—</b>										
Merchandise	Indian	..	..	..	..	15,052	20,104	18,725	46,812	..
	Foreign	5,064	5,780	4,347	..	63	243	8	70	..
TOTAL	5,064	5,780	4,347	..	..	15,115	20,347	18,728	46,882	..
Treasure	9	..	4	..	..	..	..	..	..	..
TOTAL	5,073	5,780	4,351	..	..	15,115	20,347	18,728	46,882	..
<b>TOTAL OF ALL SUBORDINATE PORTS—</b>										
Merchandise	Indian	..	..	..	..	2,019,615	2,618,416	3,306,236	2,227,523	4,480,977
	Foreign	78,267	69,319	72,393	99,793	142,023	1,323	2,039	1,942	697
TOTAL	78,267	69,319	72,393	99,793	142,023	2,020,938	2,616,355	3,308,178	2,228,507	4,481,674
Treasure	9	..	4	6	..	..	..	..	..	..
TOTAL	78,276	69,319	72,397	99,799	142,023	2,020,938	2,616,355	3,308,178	2,228,507	4,481,674
<b>TOTAL OF ALL PORTS IN BURMA—</b>										
Merchandise	Indian	..	..	..	..	12,019,634	12,780,477	16,532,323	19,897,574	24,207,566
	Foreign	7,904,299	6,568,771	7,060,084	14,805,442	27,970,021	41,111	39,315	119,443	66,817
TOTAL	7,904,299	6,568,771	7,060,084	14,805,442	27,970,021	12,060,745	12,819,792	16,651,766	19,964,391	24,274,383
Treasure	5,349	1,402	93	33	76,854	4,463	..	..	..	25,708
TOTAL	7,909,648	6,570,173	7,060,177	14,805,475	28,046,875	12,065,208	12,819,792	16,651,766	19,964,391	24,300,091

NOTE.—The sterling figures have been converted at the rate of £10 = \$1 for 1919-20 and 1920-21 and £15 = \$1 for earlier years



TRADE AT CHIEF PORT  
CALCUTTA

( 34 )

No. 12

PRINCIPAL IMPORTS into, and EXPORTS from, the CHIEF PORTS of each of the PROVINCES of BRITISH INDIA  
in each Official Year from 1916-17 to 1920-21

IMPORTS

PRINCIPAL AND OTHER ARTICLES	QUANTITY					VALUE				
	1916-17	1917-18	1918-19	1919-20	1920-21	1916-17	1917-18	1918-19	1919-20	1920-21
<b>BENGAL—</b>						£	£	£	£	£
<b>CALCUTTA—</b>										
Animals, living—										
Horses . . . . . no.	5,091	108	101	363	360	108,287	11,243	31,342	58,906	39,815
Other kinds . . . . . "	438	118	81	188	382	1,485	687	725	686	1,912
<b>Total Animals, living</b> ..	<b>5,529</b>	<b>221</b>	<b>182</b>	<b>551</b>	<b>742</b>	<b>109,772</b>	<b>11,909</b>	<b>32,067</b>	<b>59,592</b>	<b>41,727</b>
Apparel (excluding hosiery and boots and shoes)—										
Apparel (including drapery, uniforms, and accoutrements) value	—	—	—	—	—	78,209	57,826	79,855	115,850	2,68,165
Gold and silver thread ..	—	—	—	—	—	2,842	870	5,983	2,516	33,301
Hats, caps, bonnets, and hatter's ware ..	—	—	—	—	—	24,549	26,614	6,759	22,210	57,139
Lametta . . . . . lbs.	20,548	3,927	19,047	8,062	36,064	3,207	1,058	25,605	3,595	17,620
Second-hand clothing value	—	—	—	—	—	7,602	14,424	9,697	20,612	44,418
Water-proofed clothing ..	—	—	—	—	—	977	1,304	1,056	2,176	4,329
<b>Total value of Apparel</b> ..	<b>—</b>	<b>—</b>	<b>—</b>	<b>—</b>	<b>—</b>	<b>117,446</b>	<b>102,096</b>	<b>128,955</b>	<b>166,959</b>	<b>4,24,972</b>
Arms, ammunition, and military stores—										
Cartridge cases—										
Filled . . . . . no.	3,688,251	1,667,074	3,454,226	6,430,047	3,768,221	12,496	6,876	18,600	48,201	40,443
Empty . . . . . "	3,421,634	1,245,200	953,196	2,138,709	1,600,760	4,253	2,969	2,306	7,284	3,801
Explosives—										
Blasting fuse . . . . . lbs.	17,472	2,800	..	23,315	15,180	1,050	147	..	1,093	2,295
Blasting gelatine lbs.	..	..	49,952	43,000	..	..	..	2,536	2,511	..
Dynamite . . . . . "	187,040	60,032	234,864	140,000	205,000	9,684	3,776	11,501	6,909	14,264
Gelatine dynamite ..	10,192	30,016	39,984	55,000	60,000	590	2,164	2,094	2,996	4,600
Other Nitro-com- pound explosives ..	—	—	—	125,224	..	—	—	—	5,919	..
Detonators . . . . . no.	—	—	—	1,025,000	1,110,000	—	—	—	1,518	3,024
Others . . . . . lbs.	154,672	42,112	111,328	6,280	126,480	10,172	3,981	7,072	1,603	3,119
Fire-arms, and parts thereof . . . . . value	—	—	—	—	—	27,653	16,144	15,334	48,331	1,11,368
Gunpowder—										
Common (a) . . . . . lbs.	49,175	55,375	101,950	—	—	3,189	4,193	5,460	—	—
Sporting (a) . . . . . "	27,050	17,975	14,950	—	—	3,274	2,272	2,289	—	—
Black (b) . . . . . "	—	—	—	19,185	16,250	—	—	—	2,423	2,931
Smokeless (b) . . . . . "	—	—	—	3,185	1,275	—	—	—	1,141	474
Others . . . . . "	—	—	—	38,300	38,800	—	—	—	3,613	6,149
Other sorts . . . . . value	—	—	—	—	—	6,880	8,842	16,899	14,066	30,077
<b>Total value of Arms, etc.</b> ..	<b>—</b>	<b>—</b>	<b>—</b>	<b>—</b>	<b>—</b>	<b>79,246</b>	<b>51,864</b>	<b>84,861</b>	<b>148,513</b>	<b>2,33,143</b>
Art. works of other than pictures . . . . . value	—	—	—	—	—	1,770	514	951	19,122	36,791
Asbestos—										
Raw . . . . . cwts.	..	..	..	20	..	..	..	..	368	..
Manufactured (except for packing) value	—	—	—	—	—	—	—	—	11,616	23,317
Asbestos packing (c) ..	—	—	—	—	—	—	—	—	—	36,298
Baling for machinery—										
Of cotton (a) . . . . . "	—	—	—	—	—	—	—	—	50,990	1,85,674
" leather . . . . . "	—	—	—	—	—	30,817	37,617	38,307	44,079	1,82,073
" other materials ..	—	—	—	—	—	53,631	102,179	126,649	94,880	2,00,210
<b>Total value of Baling, etc.</b> ..	<b>—</b>	<b>—</b>	<b>—</b>	<b>—</b>	<b>—</b>	<b>84,448</b>	<b>139,792</b>	<b>174,956</b>	<b>189,949</b>	<b>5,17,957</b>
Bobbins (d) . . . . . value	—	—	—	—	—	—	—	56,021	46,913	1,06,325

NOTE.—The sterling figures have been converted at the rate of R10=£1 from 1919-20 and 1920-21, and R15=£1 for earlier years  
 (a) Figures from 1919-20 shown under the sub-heads immediately following  
 (b) Separately recorded from 1919-20  
 (c) Figures prior 1919-20 included in "of other materials"  
 (d) Separately recorded from 1918-19  
 (e) " " " April, 1920

No. 12—continued  
IMPORTS—continued

PRINCIPAL AND OTHER ARTICLES	QUANTITY					VALUE				
	1916-17	1917-18	1918-19	1919-20	1920-21	1916-17	1917-18	1918-19	1919-20	1920-21
<b>BENGAL—continued</b>						£	£	£	£	£
<b>CALCUTTA—continued</b>										
Books, printed, and printed matter (not being stationery), including maps and charts. . . . . cwts	9,489	7,783	6,775	6,660	9,053	104,327	114,109	118,323	151,874	255,866
Boots and Shoes—										
Of leather . . . . . pairs	240,017	107,865	70,924	94,293	118,730	77,414	42,861	32,837	69,844	142,540
„ other materials . . . . . „	135,253	63,855	40,411	77,304	53,777	10,111	5,808	6,752	12,457	23,624
Total Boots, etc. . . . . „	375,270	171,720	111,335	171,600	172,507	87,525	48,669	39,589	81,301	166,164
Bristles and fibre for Brushes and Brooms—										
Bristles . . . . . cwts	—	—	—	34	3	—	—	—	1,115	513
Fibre . . . . . „	—	—	—	209	9	—	—	—	2,364	2,355
Total Bristles and Fibre . . . . . „	—	—	—	243	12	—	—	—	3,479	2,768
Brushes and Brooms . . . . . doz	51,675	56,000	36,919	—	—	13,303	16,061	14,187	—	—
Brushes (a)—										
Paint and Varnish Brushes . . . . . „	—	—	—	4,165	6,933	—	—	—	4,683	12,016
Toilet Brushes . . . . . „	—	—	—	31,730	34,349	—	—	—	9,991	23,662
Other . . . . . „	—	—	—	20,952	9,735	—	—	—	12,546	14,924
Brooms . . . . . „	—	—	—	1,069	226	—	—	—	1,312	184
Total Brushes and Brooms . . . . . „	—	—	—	57,816	51,163	13,303	16,061	14,187	28,532	50,786
Building and Engineering materials (other than iron, steel, or wood)—										
Asphalt . . . . . tons	3,357	2,717	2,362	2,689	4,383	18,152	17,762	24,608	33,008	67,761
Bricks . . . . . no.	1,332,903	3,026,306	—	—	—	23,145	63,461	—	—	—
Bricks, other than Fire bricks (b) . . . . . „	—	—	46,604	55,416	289,330	—	—	1,095	1,827	9,500
Fire bricks (b) . . . . . „	—	—	3,144,688	219,342	722,582	—	—	85,662	6,622	33,785
Cement . . . . . tons	34,711	39,541	17,062	—	—	166,046	232,331	168,674	—	—
Portland (a) . . . . . „	—	—	—	31,859	62,301	—	—	—	340,466	667,789
Boiler covering (a) . . . . . „	—	—	—	2	1	—	—	—	21	314
Other kinds (a) . . . . . „	—	—	—	252,191	443	—	—	—	123,536	6,665
Chalk and lime (excluding French Chalk) . . . . . cwts	52,038	54,634	21,166	44,151	15,229	8,933	10,467	2,582	7,213	2,981
Clay . . . . . „	12,914	7,715	10,352	5,867	8,937	2,427	1,767	3,086	2,070	4,349
Tiles . . . . . no.	685,729	877,855	741,402	310,555	1,747,304	6,070	7,060	9,176	6,237	74,641
Other kinds . . . . . cwts	23,216	21,764	13,912	31,974	23,684	13,320	23,031	21,405	46,941	63,561
Total value of Building, etc. . . . . „	—	—	—	—	—	233,592	356,949	316,376	572,839	931,376
Buttons of all sorts . . . . . value	—	—	—	—	—	70,984	40,767	26,215	—	—
Metals (a) . . . . . „	—	—	—	—	—	—	—	—	2,516	13,751
Other sorts (a) . . . . . „	—	—	—	—	—	—	—	—	61,938	102,108
Total value of Buttons of all sorts . . . . . „	—	—	—	—	—	—	—	—	64,504	115,859
Candles of all kinds . . . . . lbs	183,236	63,356	11,590	60,191	161,477	3,089	2,203	634	3,007	9,401
Canes and Mattans . . . . . cwts	13,234	16,439	16,593	20,784	17,563	9,641	9,045	8,965	17,218	20,124

NOTE.—The sterling figures have been converted at the rate of R10=£1 for 1919-20 and 1920-21; and R15=£1 for earlier years  
(a) Separately recorded from 1919-20  
(b) " " " " " 1918-19

PRINCIPAL AND OTHER ARTICLES	QUANTITY					VALUE				
	1916-17	1917-18	1918-19	1919-20	1920-21	1916-17	1917-18	1918-19	1919-20	1920-21
<b>BENGAL—continued</b>										
<b>CALCUTTA—continued</b>										
Carriages and carts (excluding railway carriages), and parts thereof—										
Carriages and carts no.	1,939	908	991	945	1,735	5,835	4,017	4,494	22,251	109,993
Parts of carriages and carts value	—	—	—	—	—	13,889	5,235	8,667	77,003	244,030
Perambulator and children's go carts no.	..	..	..	1,082	1,077	..	..	..	3,676	4,984
Parts of preambulator, etc. value	—	—	—	—	—	..	..	..	52	156
Total value of Carriages, etc.	—	—	—	—	—	19,724	10,802	13,161	102,087	359,163
Chemicals and chemical preparations (excluding chemical manures and medicines)—										
Acids—										
Acetic (Pyroligneous) (c) owt.	—	—	—	—	275	—	—	—	—	2,538
Carbolic (c) ..	—	—	—	—	461	—	—	—	—	2,054
Citric (c) ..	—	—	—	—	93	—	—	—	—	3,005
Sulphuric ..	213	88	19	109	102	655	228	82	629	1,013
Tartaric ..	..	..	..	93	139	..	..	..	2,211	3,462
Other sorts ..	755	651	2,380	708	292	4,376	3,935	24,065	6,442	8,371
Aluminous Sulphates (including alum) (a) ..	47,311	18,274	—	—	—	40,714	26,244	—	—	—
Alum ..	—	—	1,758	18,424	10,154	—	—	1,572	23,329	14,773
Aluminous sulphates ..	—	—	52,159	53,702	93,146	—	—	27,532	36,162	72,076
Ammonia and salts thereof ..	4,854	2,631	1,640	—	..	8,258	11,517	8,690	—	—
Anhydrous (b) ..	—	—	—	521	402	—	—	—	6,275	6,284
Others (b) ..	—	—	—	5,094	4,981	—	—	—	24,250	24,959
Arsenic and its oxides ..	1,241	274	590	1,326	560	3,771	937	2,687	7,959	3,118
Bleaching materials ..	80,251	69,099	74,930	—	—	71,843	83,240	103,667	—	—
Bleaching powder (including chloride of lime) (b) ..	—	—	—	80,520	136,027	—	—	—	109,464	305,365
Other sorts (b) ..	—	—	—	100	100	—	—	—	437	457
Carbide of Calcium ..	11,778	10,676	32,666	5,947	13,577	15,348	20,504	119,086	11,325	21,319
Copperas ..	15,583	1,393	59	4,937	3,986	5,823	662	130	3,800	2,591
Copper sulphate (b) ..	—	—	—	4,933	2,509	—	—	—	15,812	7,294
Disinfectants ..	9,550	13,920	10,765	—	—	16,016	30,327	27,127	—	—
Naphthalins (b) ..	—	—	—	2,430	2,050	—	—	—	5,375	5,977
Others (b) ..	—	—	—	3,672	6,494	—	—	—	26,143	23,814
Glycerine (c) ..	—	—	—	—	1,017	—	—	—	—	8,106
Magnesium Compound—										
Chloride (c) ..	—	—	—	—	3,102	—	—	—	—	7,005
Others (c) ..	—	—	—	—	307	—	—	—	—	775
Potassium compounds ..	6	72	838	917	1,254	96	1,110	18,343	11,973	21,850
Soda compounds—										
Bicarbonate of soda (sodium bicarbonate) ..	80,574	36,373	59,330	22,325	30,997	12,951	19,326	41,435	19,362	26,599
Borax (including Boracic acid) ..	1,309	998	632	1,251	3,538	3,221	2,286	2,201	3,701	10,775
Caustic Soda (Sodium Hydroxide) ..	23,476	64,485	33,253	37,648	33,685	37,739	113,154	70,628	62,012	59,062
Bichromate of soda (b) ..	—	—	—	606	780	—	—	—	2,546	7,696
Sodium carbonate (Soda ash and soda crystals) ..	228,663	502,316	311,226	354,725	450,356	80,673	191,342	144,662	205,237	282,364
Sodium Silicate (c) ..	—	—	—	—	9,062	—	—	—	—	10,204
Other sorts ..	32,608	32,374	95,710	11,623	7,373	10,336	13,036	39,313	21,165	9,697
Sulphur (Brimstone) ..	123,255	91,006	62,692	79,703	123,225	68,495	54,614	47,886	92,641	142,950
Other sorts of chemicals value	—	—	—	—	—	76,021	82,625	49,393	57,419	71,738
Total value of Chemicals, etc.	—	—	—	—	—	451,336	655,587	729,019	756,219	1,160,886

NOTE.—The sterling figures have been converted at the rate of R10=£1 for 1919-20 and 1920-21, and R15=£1 for earlier years  
(a) Figures from 1918-19 shown under new heading following  
(b) Separately recorded from April 1919  
(c) " " " " 1920

No. 12—continued  
IMPORTS—continued

PRINCIPAL AND OTHER ARTICLES	QUANTITY					VALUE				
	1916-17	1917-18	1918-19	1919-20	1920-21	1916-17	1917-18	1918-19	1919-20	1920-21
<b>BENGAL—continued</b> <b>CALCUTTA—continued</b>						£	£	£	£	£
China clay . . . . . cwt	118,401	99,480	71,121	55,467	72,465	27,589	26,766	28,571	28,666	41,528
Chinese and Japanese ware (including lacquered ware, but excluding earthenware and porcelain) . . . . . value	—	—	—	—	—	2,675	2,797	2,151	3,244	3,408
Clocks and Watches and parts thereof— Clocks and time-pieces . . . . . no.	57,511	26,010	33,999	40,575	39,521	15,013	8,167	10,424	18,528	42,812
Watches . . . . . "	108,312	46,506	28,217	12,342	102,927	19,498	7,165	6,093	2,077	103,177
Parts of clocks and watches . . . . . value	—	—	—	—	—	1,016	1,188	244	822	4,147
Total value of Clocks and Watches, etc.	—	—	—	—	—	35,527	16,520	16,761	22,827	149,586
Coal, coke and patent fuel— Coal . . . . . tons	..	..	..	7,241	4,579	..	..	..	6,064	7,329
Coir— Unmanufactured . . . . . tons	..	..	..	651	57	..	..	..	13,737	819
Manufactured (excluding rope and belting) . . . . . "	..	..	..	70	650	..	..	..	1,536	7,950
Total Coir . . . . . "	..	..	..	721	707	..	..	..	15,263	8,778
Coral . . . . . lbs	12,778	17,164	8,559	14,541	19,098	1,295	2,719	2,641	4,180	1,976
Rope of vegetable fibre, (excluding jute and cotton) . . . . . cwt	6,583	4,406	4,759	4,058	2,323	22,404	24,880	22,900	33,036	22,084
Cork manufactures . . . . . "	712	382	527	2,372	1,416	5,880	8,990	7,095	20,008	22,413
Cutlery . . . . . value	—	—	—	—	—	32,998	32,704	32,933	—	—
Pruning knives (a) . . . . . "	—	—	—	—	—	—	—	—	12,088	11,487
Other kinds (a) . . . . . "	—	—	—	—	—	—	—	—	118,400	179,140
Total value of Cutlery . . . . .	—	—	—	—	—	32,998	32,704	32,933	131,388	190,588
Cycles (other than motor cycles) and parts thereof and accessories— Cycles, imported entire or in sections . . . . . no.	7,078	5,159	4,275	10,898	15,317	29,445	30,602	30,401	94,184	185,879
Parts of cycles and accessories . . . . . value	—	—	—	—	—	28,480	42,149	34,883	58,395	180,840
Total value of Cycles, etc. . . . .	—	—	—	—	—	54,925	72,751	64,983	147,579	385,728
Drugs and Medicines (excluding chemicals and Narcotics)— Camphor . . . . . lbs	610,122	427,861	349,638	208,073	189,373	34,829	36,037	27,950	49,758	36,077
Cassia lignea . . . . . cwt	7,486	10,843	9,276	11,744	13,618	10,753	17,690	19,096	37,008	45,038
Proprietary and patent medicines . . . . . value	—	—	—	—	—	33,506	32,756	35,470	39,831	32,451
Quinine salts— Quinine sulphate or bisulphate . . . . . lbs	23,513	19,405	26,704	41,027	47,662	50,835	38,404	52,573	129,828	175,499
Quinine hydrochloride or dihydrochloride . . . . . "	3,740	2,181	3,439	5,868	7,255	10,736	5,578	9,550	25,310	33,606
Other sorts . . . . . "	8,934	9,021	8,277	4,547	2,818	23,590	17,182	10,980	14,911	16,611
Total Quinine salts . . . . . "	36,223	30,607	43,420	51,442	57,735	85,161	61,164	73,103	169,849	230,806
Other sorts of drugs and medicines . . . . . value	—	—	—	—	—	171,765	129,879	159,810	287,747	428,844
Total value of Drugs, etc. . . . .	—	—	—	—	—	336,021	277,556	306,429	584,188	778,215
Dyeing and Tanning substances— Cutch and gambler . . . . . cwt	31,147	27,942	30,961	30,926	28,054	67,556	74,153	86,058	109,739	90,878
Dyes obtained from coal tar— Alizarine . . . . . lbs	896	2,919	..	4,618	34,791	318	1,693	..	550	9,916
Aniline . . . . . "	43,629	43,327	45,296	112,215	355,984	16,837	21,475	21,921	40,797	220,458
Other sorts (including lac-dye) . . . . . cwt	11,718	45,735	658	4,908	4,482	10,178	29,051	5,233	11,894	11,051
Total Dyeing, etc. . . . . } lbs & cwt	43,525	46,146	45,296	116,833	390,775	84,889	126,372	113,207	162,989	332,102
Earthenware and Porcelain (excluding pipes of earthenware) . . . . . value	—	—	—	—	—	78,656	48,331	66,622	—	—
Earthenware (excluding pipes) (a) . . . . . "	—	—	—	—	—	—	—	—	80,244	145,402
Porcelain— Electrical (a) . . . . . "	—	—	—	—	—	—	—	—	398	961
Other kinds (a) . . . . . "	—	—	—	—	—	—	—	—	53,389	24,050
Total value of earthenware, etc. . . . .	—	—	—	—	—	78,656	48,331	66,622	134,031	170,413
Electroplated ware . . . . . value	—	—	—	—	—	9,738	7,818	11,097	17,945	56,016
Fireworks . . . . . lbs	—	—	—	—	—	2,896	2,567	3,289	7,824	23,315
Fodder, bran, and pollards (excluding oil-cake) . . . . . cwt	40,842	38,948	39,108	5,536	32,386	5,126	5,021	11,144	1,914	8,391

NOTE.—The sterling figures have been converted at the rate of B10=£1 for 1919-20 and 1920-21, and B15=£1 for earlier years  
(a) Separately recorded from 1919-20

TRADE AT CHIEF PORT  
CALCUTTA

( 38 )

No. 12—continued  
IMPORTS—continued

PRINCIPAL AND OTHER ARTICLES	QUANTITY					VALUE				
	1916-17	1917-18	1918-19	1919-20	1920-21	1916-17	1917-18	1918-19	1919-20	1920-21
						£	£	£	£	£
<b>BENGAL—continued</b>										
<b>CALCUTTA—continued</b>										
<b>Fruits and Vegetables—</b>										
<b>Fresh Fruits and Vegetables—</b>										
<b>Fresh fruits—</b>										
Coconuts . . . no.	3,380,376	3,355,336	2,601,388	2,420,407	1,861,453	7,703	7,405	3,524	7,491	6,750
Other sorts . . . value	—	—	—	—	—	490	205	309	1,082	1,385
Total value of Fresh Fruits . . .	—	—	—	—	—	8,253	7,610	3,923	8,573	8,135
<b>Fresh Vegetables of all kinds . . . value</b>										
	—	—	—	—	—	64	25	41	43	51
<b>Fruits and vegetables: dried, salted, or preserved, not being canned or bottled—</b>										
Dates . . . tons	..	31	31	32	151	3	263	351	774	4,144
Other sorts . . . "	25	20	48	25	15	1,897	1,132	2,310	1,890	2,639
Total Fruits and Vegetables, dried, etc. . . "	25	51	74	57	166	1,900	1,400	2,661	2,664	6,983
Total value of Fruits and Vegetables . . .	—	—	—	—	—	10,217	9,035	6,625	11,280	15,169
<b>Furniture and Cabinetware—</b>										
Bedsteads . . . value	—	—	—	—	—	5,253	4,543	6,706	7,882	13,908
Furniture of wood (other than bedsteads) . . . "	—	—	—	—	—	3,506	2,551	788	3,804	15,032
Furniture of other materials (other than bedsteads) . . . "	—	—	—	—	—	15,987	8,291	8,722	10,910	115,088
Mouldings . . . "	—	—	—	—	—	4,419	2,260	4,609	3,888	13,831
Total value of Furniture, etc. . .	—	—	—	—	—	29,165	17,645	20,775	26,484	157,859
<b>Glass and Glassware—</b>										
Bangles . . . value	—	—	—	—	—	124,912	88,485	68,545	137,361	199,074
Beads and false pearls . . . cwts	5,739	8,308	4,944	14,369	6,293	60,560	79,523	47,234	106,104	163,437
<b>Bottles and phials—</b>										
Soda water bottles gross	3,029	1,321	1,195	1,816	4,943	6,000	2,806	3,665	10,179	29,149
Others . . . "	111,642	134,903	108,589	87,061	118,832	57,539	65,470	59,940	94,410	143,066
Funnels, globes, and glass parts of lamps . . . value	—	—	—	—	—	28,977	48,396	22,034	70,277	77,331
Scientific glassware (a) . . .	—	—	—	—	—	—	—	—	2,547	4,830
Sheet and plate suppl. feet	3,089,905	2,995,906	2,066,339	3,434,203	6,309,393	53,627	52,109	40,836	93,636	242,967
Tableware (including decanters, tumblers, etc.) . . . value	—	—	—	—	—	16,362	10,613	11,790	49,605	40,543
Other glassware . . . "	—	—	—	—	—	33,304	32,224	30,895	77,224	117,595
Total value of Glass, etc. . .	—	—	—	—	—	331,731	374,715	234,930	641,343	1,017,992
<b>Grain, Pulse, and Flour—</b>										
Beans (dry) (a) . . . tons	—	—	—	359	..	—	—	—	0,401	..
Oats . . . "	..	..	1	..	3	..	..	10	..	165
Pulse . . . "	313	34	393	1,491	77	1,807	333	665	46,065	1,959
Rice in the husk (paddy) . . . "	..	..	..	..	2	..	..	..	..	10
Rice, not in the husk . . . "	3,572	189	59	59	40	23,581	1,704	494	858	768
Wheat . . . "	3	1,730	6	27,289	..	18	27,633	58	500,064	..
.. flour in bags . . . "	9	6	59	26	6	191	44	669	410	129
Other sorts . . . "	22	4	7	3	2	161	32	32	28	23
Total Grain, etc. . .	3,816	2,010	179	29,227	130	35,733	29,776	1,933	556,916	3,064

NOTE.—The sterling figures have been converted at the rate of R 10—£1 for 1919-20 and 1920-21, and R 15—£1 for earlier years  
(a) Separately recorded from 1919-20

No. 12—continued  
IMPORTS—continued

PRINCIPAL AND OTHER ARTICLES	QUANTITY					VALUE				
	1916-17	1917-18	1918-19	1919-20	1920-21	1916-17	1917-18	1918-19	1919-20	1920-21
<b>BENGAL—continued</b>										
<b>CALCUTTA—continued</b>										
Gums and Resins—						£	£	£	£	£
Benjamin . . . cwts	647	417	748	710	208	3,533	2,197	3,944	5,080	1,268
Dammer (resins) (a) . . .	—	—	—	32,533	21,558	—	—	—	21,716	16,430
Resin . . . "	9,419	22,302	2,979	5,532	8,269	12,037	33,082	6,433	17,662	23,942
Other sorts . . . "	1,923	3,141	1,199	1,969	3,225	3,326	4,756	2,973	5,911	12,516
<b>Total Gums, etc. . . "</b>	<b>11,989</b>	<b>25,860</b>	<b>5,921</b>	<b>40,744</b>	<b>33,056</b>	<b>18,880</b>	<b>40,036</b>	<b>13,370</b>	<b>61,320</b>	<b>54,054</b>
Hair, and manufactures of hair—										
Hair of all kinds . . . cwts	102	26	149	253	89	958	248	2,725	5,169	2,089
Manufactures of hair (other than toilet requisites) value	—	—	—	—	—	14,435	9,852	8,020	6,306	5,443
<b>Total value of Hair, etc. . .</b>	<b>—</b>	<b>—</b>	<b>—</b>	<b>—</b>	<b>—</b>	<b>15,443</b>	<b>10,100</b>	<b>10,745</b>	<b>11,375</b>	<b>7,537</b>
Hardware (excluding cutlery and electroplated ware)—										
Agricultural implements . . . value	—	—	—	—	—	63,262	68,410	108,917	149,481	245,602
Buckets of tinned or galvanized iron . . . "	—	—	—	—	—	3,129	1,277	528	932	5,529
Builders' hardware, such as locks, hinges, door bolts, etc. . . "	—	—	—	—	—	51,458	39,083	44,946	62,900	180,096
Domestic hardware, other than enamelled ironware . . . "	—	—	—	—	—	26,075	16,414	14,812	27,225	55,340
Enamelled ironware . . . "	—	—	—	—	—	36,134	39,826	26,374	62,065	98,345
Gas mantles (a) . . . "	—	—	—	—	—	—	—	—	5,910	16,832
Implements and tools, other than agricultural implements and machine tools . . . "	—	—	—	—	—	75,015	119,683	173,644	243,742	404,672
Lamps, metal . . . no.	1,010,811	664,312	402,834	708,579	876,832	110,371	93,234	66,764	180,221	234,490
" glass . . . "	44,913	1,524	11,194	103	817	1,241	24	412	146	191
Parts of lamps, other than glass . . . value	—	—	—	—	—	12,306	17,650	15,069	13,997	28,612
Safes and strong boxes of metal . . . no.	489	149	346	561	659	2,423	1,254	2,712	10,252	25,969
Stoves (b) . . . "	—	—	—	—	54,928	—	—	—	—	22,530
Other sorts . . . value	—	—	—	—	—	405,175	348,370	467,252	999,243	1,704,372
<b>Total value of Hardware, etc.</b>	<b>—</b>	<b>—</b>	<b>—</b>	<b>—</b>	<b>—</b>	<b>785,599</b>	<b>740,225</b>	<b>916,480</b>	<b>1,707,066</b>	<b>2,122,602</b>
Hides and skins, raw—										
Hides, raw . . . tons and no.	79	201	3	2	—	7,377	16,735	367	228	—
5	16,930	22,106	193	93	48,674	—	—	—	—	—
Skins, raw . . . tons & no.	2,976	—	—	36,512	4,719	259	—	—	2,892	245
<b>Total hides and skins, raw . . . tons</b>	<b>84</b>	<b>201</b>	<b>3</b>	<b>22</b>	<b>2</b>	<b>7,536</b>	<b>16,735</b>	<b>367</b>	<b>5,120</b>	<b>248</b>
Hops . . . cwts	—	—	1,641	1,412	43	—	—	11,947	19,180	675
Instruments, Apparatus, and Appliances, and parts thereof—										
Electrical, including telegraphic and telephone apparatus, not being machinery—										
Electric fans and parts thereof . . . value	—	—	—	—	—	55,293	72,240	76,122	163,061	212,106
Electric wires and cables . . . "	—	—	—	—	—	104,117	52,341	108,027	—	—
Rubber, insulated (a) . . . "	—	—	—	—	—	—	—	—	175,060	312,504
Insulation, other than rubber (a) . . . "	—	—	—	—	—	—	—	—	26,406	205,732
Telegraphs and telephone wires and cables (b) . . . "	—	—	—	—	—	—	—	—	—	10,668
Bars copperwire (Electrolytic) other than telegraph and telephone (a) . . . "	—	—	—	—	—	—	—	—	18,601	26,725
Other sorts . . . "	—	—	—	—	—	172,253	129,269	121,122	—	—
Telegraph, Telephone instruments and apparatus (a) . . . "	—	—	—	—	—	—	—	—	2,234	3,669

NOTE.—The sterling figures have been converted at the rate of R 10=£1 for 1919-20 and 1920-21, and R 15=£1 for earlier years  
(a) Separately recorded from 1919-20  
(b) Separately recorded from 1920-21



No. 12—continued  
IMPORTS—continued

PRINCIPAL AND OTHER ARTICLES	QUANTITY					VALUE				
	1916-17	1917-18	1918-19	1919-20	1920-21	1916-17	1917-18	1918-19	1919-20	1920-21
<b>BENGAL—continued</b> <b>CALCUTTA—continued</b> <b>Leather—continued</b>										
Skins tanned or dressed } =no. } tons	8	9	4	6	8					
Unwrought } tons	44,457	38,447	23,857	25,295	22,060	7,919	10,880	6,877	8,643	12,700
Manufactures (excluding boots and shoes and belting for machinery)— Bags and trunks } value	—	—	—	—	—	3,027	1,050	674	4,116	8,805
Roller skins (a) } "	—	—	—	—	—	—	—	—	8,512	11,723
Pickers (a) } "	—	—	—	—	—	—	—	—	7,138	25,159
Picking bands and straps (a) } "	—	—	—	—	—	—	—	—	2,872	46,952
Saddlery and harness } "	—	—	—	—	—	5,959	4,230	4,712	10,082	21,038
Other sorts } "	—	—	—	—	—	48,355	30,567	27,292	48,694	93,090
Total value of Leather	—	—	—	—	—	98,037	71,467	66,160	139,048	349,389
<b>Liquors (including methylated and perfumed spirit)—</b> <b>Ale, beer, and porter—</b>										
Ale and beer, in bottle L. gals.	363,403	441,026	585,153	700,576	522,847	59,052	79,733	143,008	244,407	174,762
Ale and beer, in bulk "	110,296	24,552	13,728	58,128	177,181	6,545	2,435	2,040	9,489	38,128
Stout and porter, in bottle "	29,032	39,431	37,591	22,005	31,273	6,837	11,250	15,658	8,481	15,228
Stout and porter, in bulk "	744	442	—	—	—	41	158	—	—	—
Cider and other fermented liquors "	5,064	1,780	1,292	1,298	2,998	1,497	665	601	756	2,170
<b>Spirit—</b>										
Brandy } L. proof gals.	59,730	41,973	63,296	38,205	80,641					
} Liquid "	71,200	53,072	77,115	46,038	92,645	63,402	51,753	110,376	86,542	171,810
Gin } L. proof "	16,340	7,490	12,911	11,732	17,828					
} Liquid "	18,249	8,222	14,407	14,446	21,100	8,882	6,739	22,018	14,912	28,109
Liqueurs } Liquid "	4,954	4,919	6,158	9,048	14,739	8,134	9,567	14,593	20,088	36,372
Rum } L. proof "	62,550	72,529	289,303	265,377	177,232					
} Liquid "	38,138	44,068	176,871	166,408	107,461	4,571	5,717	24,051	29,531	24,736
Whisky } L. proof "	202,922	168,445	157,604	152,880	185,745	148,244	190,060	259,310	279,366	329,746
} Liquid "	227,699	199,902	189,524	189,336	229,131					
Spirit, present in drugs, medicines, or chemicals } L. proof "	31,666	26,157	23,213	33,357	51,996					
} Liquid "	50,422	43,950	47,840	50,533	79,960	67,415	67,867	85,941	127,020	197,703
Spirits, perfumed "	6,550	2,846	4,020	6,440	11,010	22,755	14,683	28,037	46,198	83,422
} methylated "	152,880	159,762	171,120	154,245	50,895	14,532	16,224	20,493	25,016	12,648
} Other sorts "	4,991	1,780	2,495	3,101	3,515	6,868	5,342	7,213	10,831	12,849
Total Spirit	575,073	515,521	690,115	648,593	618,454	344,793	367,962	572,442	640,404	938,987
<b>Wines—</b>										
Champagne and other sparkling wines "	6,250	4,654	5,910	13,891	18,354	15,681	12,334	12,746	45,786	70,173
Port "	24,192	18,718	13,565	34,272	35,545	15,236	13,072	11,242	39,060	56,803
Still red wines, other than Port "	16,081	9,434	9,243	16,558	20,957	7,590	5,421	7,978	14,330	20,637
Sherry, Madeira, and Marsala "	7,958	4,493	9,991	8,399	10,257	4,484	2,895	6,393	8,310	14,490
Still white wines, other than Sherry, Madeira, and Marsala "	860	658	1,110	1,467	3,478	519	278	1,151	1,231	4,481
Other sorts, including Vermouth and Ginger wine "	30,457	20,487	35,613	39,906	27,511	14,366	10,293	22,493	32,964	24,114
Total Wines	85,796	58,357	74,562	114,453	116,692	57,915	44,112	62,213	142,300	199,695
<b>Total Liquors</b>	<b>1,170,063</b>	<b>1,081,109</b>	<b>1,402,431</b>	<b>1,605,665</b>	<b>1,487,355</b>	<b>478,635</b>	<b>506,290</b>	<b>795,957</b>	<b>1,045,721</b>	<b>1,869,973</b>
<b>Machinery and millwork—</b> <b>Prime-movers (other than electrical)—</b> <b>Locomotives (excluding those for railways) } value</b>	—	—	—	—	—	25,823	12,336	5,480	69,648	—
Oil Engine (b) }	—	—	—	—	—	—	—	—	—	25,404
Steam Engine (b) }	—	—	—	—	—	—	—	—	—	265,658
Other than Locomotive }	—	—	—	—	—	90,240	72,726	80,823	275,237	—
Oil Engine (b) }	—	—	—	—	—	—	—	—	—	241,316
Steam Engine (b) }	—	—	—	—	—	—	—	—	—	7,083
Others (b) }	—	—	—	—	—	—	—	—	—	—

NOTE.—The sterling figures have been converted at the rate of R10—£1 for 1919-20 and 1920-21, and R15—£1 for earlier years  
(a) Separately recorded from 1919-20  
(b) " " " " " 1920-21



TRADE AT CHIEF PORT  
CALCUTTA

( 42 )

No. 12—continued  
IMPORTS—continued

PRINCIPAL AND OTHER ARTICLES	QUANTITY					VALUE				
	1916-17	1917-18	1918-19	1919-20	1920-21	1916-17	1917-18	1918-19	1919-20	1920-21
<b>BENGAL—continued</b>										
<b>CALCUTTA—continued</b>										
<b>Machinery and Millwork—continued</b>										
Electrical machinery of all kinds, not including instruments, apparatus, appliances, and parts thereof—										
Generators . . . value	—	—	—	—	—	9,714	1,638	13,524	88,911	324,569
Motors . . .	—	—	—	—	—	38,035	30,241	50,783	258,512	412,189
Transformers(a) . . .	—	—	—	—	—	—	—	—	2,271	375
Turbo-generating set (b) . . .	—	—	—	—	—	—	—	—	—	52,787
Other kinds . . .	—	—	—	—	—	88,120	84,046	68,862	426,952	534,761
Machinery, not being prime-movers or electrical machinery—										
Aerated water making machinery (a) . . .	—	—	—	—	—	—	—	—	180	2,424
Agricultural machinery . . .	—	—	—	—	—	778	275	200	9,817	96,422
Boilers . . .	—	—	—	—	—	68,085	45,698	124,465	354,582	786,167
Boot and shoe manufacturing machinery (b) . . .	—	—	—	—	—	—	—	—	—	13,483
Leather tanning and curing machinery (b) . . .	—	—	—	—	—	—	—	—	—	74,672
Machine tools (b) . . .	—	—	—	—	—	—	—	—	—	719,371
Metal working machinery (including machine tools) . . .	—	—	—	—	—	87	3	..	2,335	35,061
Mining machinery—										
Coal . . .	—	—	—	—	—	6,891	6,022	8,647	14,747	75,960
Other sorts . . .	—	—	—	—	—	2,750	2,594	2,594	13,800	26,770
Oil-crushing and refining machinery . . .	—	—	—	—	—	4,938	3,169	20,719	25,912	12,219
Paper mill machinery . . .	—	—	—	—	—	31,288	32,074	37,553	76,637	125,144
Refrigerating machinery . . .	—	—	—	—	—	1,898	3,554	7,845	6,103	41,320
Rice and flour mill machinery . . .	—	—	—	—	—	8,182	4,416	10,474	17,078	121,378
Saw mill and wood working machinery . . .	—	—	—	—	—	2,013	2,481	..	38,309	82,691
Sewing and knitting machines and parts thereof—										
Sewing and knitting machines . . . no.	20,169	7,899	3,839	10,447	8,112	98,384	39,787	24,100	89,695	80,747
Parts of sewing and knitting machines and accessories . . . value	—	—	—	—	—	9,130	5,741	4,219	30,230	32,460
Sugar machinery . . .	—	—	—	—	—	12,609	6,158	6,050	37,476	142,755
Tea machinery . . .	—	—	—	—	—	132,617	78,089	88,768	208,111	287,071
Textile machinery—										
Cotton . . .	—	—	—	—	—	48,807	29,915	53,808	174,347	—
Cotton Spinning machinery (b) . . .	—	—	—	—	—	—	—	—	—	195,285
Cotton weaving machinery (b) . . .	—	—	—	—	—	—	—	—	—	195,028
Cotton printing machinery (b) . . .	—	—	—	—	—	—	—	—	—	36,299
Jute . . .	—	—	—	—	—	717,294	461,209	377,404	1,475,747	2,605,764
Shuttles (excluding those for sewing machines) (a) . . .	—	—	—	—	—	—	—	—	4,802	8,970
Other sorts . . .	—	—	—	—	—	4,882	6,869	13,657	14,664	49,596
Typewriters—										
Typewriters . . . no.	2,668	3,580	3,452	5,041	7,227	32,794	44,710	41,630	82,060	144,589
Parts of typewriters and accessories . . . value	—	—	—	—	—	5,563	6,593	9,601	20,998	18,478
Other sorts of machinery (excluding printing machinery) . . .	—	—	—	—	—	200,662	323,565	363,486	1,261,732	2,091,302
<b>Total value of Machinery and millwork . . .</b>						<b>1,642,424</b>	<b>1,303,959</b>	<b>1,436,682</b>	<b>5,081,700</b>	<b>10,377,787</b>

NOTE.—The sterling figures have been converted at the rate of R10=£1 for 1919-20 and 1920-21, and R15=£1 for earlier years  
(a) Separately recorded from 1919-20  
(b) " " " " 1920-21

No. 12—continued  
IMPORTS—continued

PRINCIPAL AND OTHER ARTICLES	QUANTITY					VALUE				
	1916-17	1917-18	1918-19	1919-20	1920-21	1916-17	1917-18	1918-19	1919-20	1920-21
<b>BENGAL—continued</b>										
<b>CALCUTTA—continued</b>										
<b>Manures—</b>										
Artificial and mineral manures tons	3,340	1,004	1	3,100	2,887	36,702	30,224	21	71,964	76,738
Guano "	..	..	..	..	..	..	..	..	15	..
Other kinds (excluding oil-cake) "	5	16	..	718	60	93	229	..	12,065	2,510
Total Manures "	3,345	1,110	1	3,827	2,947	36,886	30,513	21	84,044	79,257
<b>Matches—</b>										
Safety Gross of boxes	2,738,506	4,235,113	2,931,333	3,379,600	2,879,961	215,029	363,735	292,000	457,832	420,634
Other sorts "	232,449	328,850	253,775	137,220	62,047	21,550	43,733	31,889	21,057	10,835
Total Matches "	2,971,045	4,563,963	3,185,113	3,516,819	2,942,008	236,579	407,473	323,878	478,889	431,469
Mats and matting (except coir and rubber) sq. yds.	220,530	84,447	51,635	81,445	82,842	3,048	2,375	2,108	8,068	3,187
<b>Metals and Ores—</b>										
<b>Aluminium—</b>										
Unwrought cwt	..	..	8,022	2,651	7,551	..	..	94,995	26,510	75,307
Wrought Circles and sheets (a) "	..	..	693	—	—	..	..	13,964	—	—
Circle (b) "	..	..	—	2,219	—	..	..	—	—	25,588
Sheet (b) "	..	..	—	—	5,583	..	..	—	—	58,600
Other manufactures (a) "	..	..	—	380	1,395	..	..	—	2,707	18,066
Total Aluminium "	..	..	8,620	6,250	17,029	..	..	108,959	57,814	218,094
Antifriction metal (a) "	..	..	—	1,038	990	..	..	—	8,055	6,850
<b>Brass, Bronze, and similar alloys—</b>										
Unwrought "	11,638	15,112	19,267	89,092	24,066	33,758	48,216	67,664	165,694	98,458
Wrought—Mixed or yellow metal for sheathing "	..	..	..	34,165	92,723	..	..	..	839,024	774,846
Other sorts "	24,831	11,550	8,791	25,121	30,764	91,924	78,474	72,414	150,718	240,639
Total Brass "	36,469	26,662	28,058	99,378	148,453	125,682	121,690	140,078	655,436	1,113,943
<b>Copper—</b>										
Ore Old, for remanufacture cwt	77	162	44	262	453	248	533	183	1,366	2,290
Unwrought—Tiles, ingots, cakes, bricks, and slabs "	990	14,664	16,911	92,864	11,042	6,467	90,859	118,951	617,374	72,121
Other sorts "	19	309	21	39	48	187	2,061	153	230	459
Wrought—Braxlers and sheets "	161	1,416	948	14,787	30,458	1,255	9,290	9,337	144,788	361,411
Mixed or yellow metal for sheathing "	4,491	237	..	..	..	34,689	2,204	..	..	..
Wire, excluding wire of telegraph and telephone "	4,762	2,762	5,605	3,455	6,219	29,714	24,035	40,515	26,577	67,301
Other manufactures "	3,591	4,228	3,526	5,093	4,255	30,051	49,034	37,966	47,673	54,652
Total value of Copper "	..	..	..	..	..	102,661	178,066	207,155	837,058	584,171
German silver cwt	171	148	26	149	1,449	1,080	1,110	155	1,200	23,175
<b>Iron—</b>										
Ore tons	18	..	..	..	9	188	..	..	..	208
Pig "	809	101	2	1,717	4,188	7,290	773	39	22,638	79,192
<b>Manufactures—</b>										
Angle, bolt, and rod "	2,073	1,561	507	412	838	43,279	41,481	21,717	17,528	21,198
Bars and channel "	9,832	5,613	3,406	5,986	6,951	133,252	127,879	121,046	225,066	258,206
Rice-bowls "	1,140	315	215	202	378	20,871	6,616	4,748	7,615	23,458
Total Iron "	13,867	7,500	4,130	8,317	12,859	259,870	176,749	148,500	272,847	376,250
<b>Iron or Steel—</b>										
Anchors and cables "	440	212	189	416	1,110	13,238	9,154	8,001	21,450	77,750
Beams, pillars, girders, and bridge-work "	1,506	671	773	13,477	41,136	16,668	11,459	23,232	236,197	1,391,225
Bolts and nuts "	1,378	672	1,488	2,002	4,697	50,594	31,255	106,929	129,058	368,903

NOTE.—The sterling figures have been converted at the rate of R10=£1 for 1919-20 and 1920-21, and R15=£1 for earlier years.  
(a) New headings opened from 1919-20  
(b) " " " " 1920-21

TRADE AT CHIEF PORT  
CALCUTTA

( 44 )

No. 12—continued  
IMPORTS—continued

PRINCIPAL AND OTHER ARTICLES	QUANTITY					VALUE				
	1916-17	1917-18	1918-19	1919-20	1920-21	1916-17	1917-18	1918-19	1919-20	1920-21
<b>BENGAL—continued</b>										
<b>CALCUTTA—continued</b>										
<b>Metals and Ores—continued</b>										
<b>Iron or Steel—continued</b>										
Fencing wire	..	..	..	211	363	..	..	..	9,736	24,242
Hoops and strips	12,445	5,906	12,003	12,710	6,923	233,060	180,958	468,715	578,459	328,562
Nails, rivets, and washers	6,590	3,722	5,558	3,327	4,846	187,173	151,334	269,922	186,978	260,829
Old for re-manufacture	..	..	182	68	229	..	..	1,426	1,071	1,389
Pipes and fittings, cast	1,741	1,161	1,632	3,408	6,040	35,597	26,741	67,723	135,801	315,259
Rails, chairs, and fish-plates (excluding those for Railways)	534	338	177	3,495	9,456	7,403	7,406	4,688	88,176	361,598
Screws	540	200	744	885	778	25,010	18,099	97,232	108,247	103,050
Sheets and plates—Galvanised	4,383	1,507	1,094	—	—	112,381	45,268	56,817	—	—
Corrugated (a)	—	—	—	30,581	24,714	—	—	—	1,181,198	1,017,865
Plain (a)	—	—	—	2,645	2,725	—	—	—	101,641	127,764
Tinned	20,045	14,561	13,809	15,508	17,530	542,571	502,991	488,632	668,953	1,132,230
Not galvanised or tinned	12,259	12,531	12,015	42,385	60,097	261,765	480,587	608,492	1,603,118	2,332,596
Total Sheets and plates	36,687	28,599	26,918	91,069	105,060	916,717	1,028,846	1,158,941	3,564,908	4,610,555
Tubes, pipes and fittings, wrought	4,712	4,473	4,483	6,255	8,057	130,998	185,212	205,834	378,802	596,509
Wire other than fencing	3,010	4,411	4,945	4,008	2,492	108,753	201,117	226,210	170,727	171,111
„ nails (a)	—	—	—	1,033	2,548	—	—	—	40,617	151,647
„ rope (b)	..	..	1,058	—	—	..	..	127,504	—	—
Galvanised (a)	—	—	—	98	253	—	—	—	0,762	35,128
Black (a)	—	—	—	1,587	1,322	—	—	—	136,401	153,042
Other manufactures of iron or steel	10,315	2,151	1,172	9,123	36,940	166,541	88,874	58,718	398,332	1,627,259
Total Iron or Steel	79,897	62,415	61,353	163,262	232,240	1,891,782	1,941,050	2,810,195	6,230,600	10,575,957
<b>Steel—</b>										
Angle and spring (b)	4,452	1,846	7,876	—	—	73,504	41,288	460,860	—	—
Angle (a)	—	—	—	8,085	15,598	—	—	—	231,211	472,362
Spring (a)	—	—	—	1,107	759	—	—	—	41,704	40,176
Bars and channel (b)	6,636	4,865	19,737	—	—	118,139	138,662	889,962	—	—
Bars (a)	—	—	—	37,617	68,680	—	—	—	1,218,009	2,114,367
Channels (a)	—	—	—	1,470	3,317	—	—	—	45,545	141,380
Cast	714	300	402	1,207	—	28,957	18,306	38,651	85,997	—
Total Steel—High speed (c)	—	—	—	—	265	—	—	—	—	31,270
Carbon (c)	—	—	—	—	540	—	—	—	—	45,401
Cast steel bar (c)	—	—	—	—	594	—	—	—	—	41,173
Other cast steel (c)	—	—	—	—	649	—	—	—	—	37,024
Ingots, blooms, billets, and slabs	..	10	34	134	58	..	340	1,652	4,556	3,646
Total Steel	11,802	6,521	28,049	49,620	90,964	220,050	198,686	1,400,125	1,628,012	2,927,431
<b>Lead—</b>										
Unwrought—Ore	84	3	7	358	177	2,943	74	403	8,666	13,812
Pig	3,399	330	4,498	5,430	1,624	6,189	1,430	8,309	9,168	4,282
Other sorts	402	41	20	24	776	712	65	58	50	2,007
Wrought—Sheets, pipes, and tubes	3,801	3,270	3,409	11,794	10,229	7,870	8,564	22,540	32,097	32,170
Sheets for tea-chests	52,798	56,550	77,719	34,046	21,375	113,648	134,604	186,865	75,191	72,503
Other sorts	3,633	1,582	2,501	2,736	3,416	8,801	5,708	10,841	11,239	16,450
Total Lead	64	3	7	358	177	146,163	150,445	229,016	136,401	140,724
Quicksilver	45,970	81,073	68,178	206,905	62,608	10,826	26,148	24,460	81,321	23,270
Solder	2,230	1,191	197	227	658	12,326	6,695	1,314	1,864	5,219

NOTE.—The sterling figures have been converted at the rate of R10=£1 for 1916-20 and 1920-21, and R15=£1 for earlier years.  
(a) Separately recorded from 1919-20  
(b) Shown under new sub-heads immediately following for 1919-20  
(c) Separately recorded from 1920-21

No. 12—continued  
IMPORTS—continued

PRINCIPAL AND OTHER ARTICLES	QUANTITY					VALUE				
	1916-17	1917-18	1918-19	1919-20	1920-21	1916-17	1917-18	1918-19	1919-20	1920-21
BENGAL—continued										
CALCUTTA—continued										
Metals and Ores—continued										
Tin—										
Unwrought (Blocks, ingots, bars, and slabs) cwts	18,460	15,439	20,538	24,905	23,704	127,732	174,902	275,295	408,501	574,345
Wrought, including plates or sheets, not being tinned iron "	477	392	630	675	514	1,763	1,444	4,233	4,421	3,814
Total Tin "	18,937	15,831	21,168	25,580	24,218	129,495	176,346	279,528	412,922	578,159
Zinc or Spelter—										
Unwrought "	5,541	42,449	74,471	62,049	18,233	22,236	118,395	232,025	337,600	65,478
Wrought or manufactured "	8,011	3,836	7,385	4,584	16,264	32,570	17,714	26,538	16,303	66,651
Total Zinc or Spelter "	13,552	46,285	81,856	66,633	34,497	54,806	136,109	258,563	353,903	132,129
Metals, unenumerated, tons	4,535	3,055	14,936	5,655	13,234	24,570	25,702	53,398	35,232	53,332
Ores, unenumerated tons	228	63	11	70	172	8,742	2,707	3	2,441	12,897
Total value of Metals and Ores	—	—	—	—	—	2,982,732	3,144,609	5,607,349	10,615,155	16,601,140
Motor Cars and Motor Cycles and parts thereof—										
Motor cars no.	1,838	761	55	3,452	6,445	370,277	147,030	16,567	926,011	2,176,725
" cycles "	600	107	18	812	1,790	28,343	5,004	907	55,448	160,940
" wagons "	11	6	3	336	1,213	4,236	3,362	2,008	107,172	871,011
Parts of motor cars and motor cycles and accessories value	—	—	—	—	—	59,300	77,433	63,854	230,206	630,170
Total value of Motor Cars, etc.	—	—	—	—	—	462,251	233,729	82,338	1,417,836	4,006,855
Oils—										
Animal { cwts. gals.	510,384	214,734	14,146	4,399 52,760	—	65,123	35,501	2,423	8,555	—
Fish Oil (c) { cwts. gals.	—	—	—	—	426 4,756	—	—	—	—	2,165
Other sorts (c) { cwts. gals.	—	—	—	—	30 489	—	—	—	—	90
Essential { lbs. gals.	3,517	6,758	5,987	59,140 6,720	172,592 19,075	10,424	15,036	12,349	20,542	73,650
Mineral—										
Fuel oil gals.	3,269,249	3,736,274	4,687,890	7,661,001	15,678,225	33,768	42,765	71,450	257,161	5,69,047
Kerosene in bulk "	18,338,530	7,317,409	1,530,667	36,666,918	22,218,474	559,327	239,331	58,994	2,015,800	1,263,725
Kerosene in tins "	1,519,170	1,087,706	2,207,377	2,006,922	4,287,031	79,815	61,187	166,322	261,304	577,854
Lubricating oils (a) "	14,081,199	11,462,755	15,566,512	—	—	583,673	615,116	997,356	—	—
Batching oils (b) "	—	—	—	5,766,727	8,482,877	—	—	—	384,830	645,493
Other lubricating oils (b) "	—	—	—	3,328,186	3,353,230	—	—	—	564,966	598,668
Other kinds "	344,558	164,114	252,270	1,307,507	1,257,699	34,399	20,903	35,074	102,045	125,616
Total Mineral oils "	37,502,709	22,708,257	24,245,316	56,127,261	55,277,336	1,291,039	979,902	1,298,176	3,588,096	3,878,453
Vegetable, non-essential—										
Coconut "	39,476	272,008	59,371	11,987	198,252	3,576	34,172	8,530	3,405	80,250
Linseed "	3,512	1,277	195	4,500	7,623	641	268	31	1,411	3,051
Other sorts "	14,232	7,113	11,566	12,417	25,676	2,404	1,390	2,257	3,779	12,329
Total Vegetable oils cwts.	57,210	280,398	71,132	28,904 2,375	226,550 18,194	2,821	35,930	10,818	5,695	76,330
Total value of Oils	—	—	—	—	—	1,376,407	1,066,369	1,323,766	3,624,176	4,030,583

NOTE.—The sterling figures have been converted at the rate of R10=£1 for 1919-20 and 1920-21, and R15=£1 for earlier years  
(a) New headings shown from 1919-20 immediately following  
(b) Separately recorded from 1919-20  
(c) Separately recorded from 1920-21  
(d) Separately recorded from 1920-21

TRADE AT CHIEF PORT  
CALCUTTA

( 46 )

No. 12—continued  
IMPORTS—continued

PRINCIPAL AND OTHER ARTICLES	QUANTITY					VALUE				
	1916-17	1917-18	1918-19	1919-20	1920-21	1916-17	1917-18	1918-19	1919-20	1920-21
						£	£	£	£	£
<b>BENGAL—continued</b>										
<b>CALCUTTA—continued</b>										
Oil-cloth and floor-cloth . . sq. yds.	402,463	231,275	141,821	156,167	260,706	20,353	15,665	22,345	20,948	58,565
Opium . . . lbs	28,288	86	80	12	16	20,108	965	1,297	209	114
Packing—Engine and boiler—of all kinds, including asbestos value	—	—	—	—	—	26,900	36,908	41,871	52,084	25,499
Paints and painters' materials—										
Paints and Colours—										
Barites . . . cwts.	218	892	—	—	4,678	150	784	—	—	6,284
Enamels prepared . . "	—	—	—	—	1,785	—	—	—	—	19,637
Graphite . . . "	—	—	156	282	3,330	—	—	743	1,004	7,218
White and red lead (a) . . "	17,404	19,595	28,495	—	—	45,363	69,059	118,889	—	—
Red lead (c)—										
Genuine, dry . . . "	—	—	—	14,304	8,248	—	—	—	47,311	28,937
Reduced, dry . . . "	—	—	—	50	11	—	—	—	152	56
White lead (c)—										
Genuine, dry . . . "	—	—	—	5,738	4,943	—	—	—	33,757	22,787
Reduced, dry . . . "	—	—	—	103	286	—	—	—	374	1,207
Genuine, moist . . . "	—	—	—	5,110	7,219	—	—	—	19,733	31,244
Reduced, moist . . . "	—	—	—	320	1,312	—	—	—	722	5,421
Zinc white (c)—										
Genuine, dry . . . "	—	—	—	2,370	1,554	—	—	—	12,423	6,399
Reduced, dry . . . "	—	—	—	110	367	—	—	—	496	1,165
Genuine, moist . . . "	—	—	—	4,188	4,330	—	—	—	16,562	22,655
Reduced, moist . . . "	—	—	—	1,288	3,284	—	—	—	3,563	10,514
Blue paint or Paris blue (b) . . "	—	—	—	—	627	—	—	—	—	10,554
Other sorts . . . "	90,753	58,944	73,635	74,510	100,100	160,150	165,112	241,042	224,690	404,536
Painters, materials (other than paints and colours)—										
Turpentine . . . "	1,529	3,735	3,094	—	—	3,948	3,071	11,563	—	—
Genuine turpentine (c) . . "	—	—	—	1,795	2,384	—	—	—	15,492	24,701
Turpentine substitute (c) . . "	—	—	—	599	493	—	—	—	2,334	1,538
Varnish (c) . . . "	—	—	—	7,330	11,924	—	—	—	59,701	98,924
Other kinds . . . value	—	—	—	—	—	39,434	31,838	34,210	23,659	14,656
Total value of Paints, etc.	—	—	—	—	—	249,045	269,864	406,447	462,963	713,433
<b>Paper and Pasteboard—</b>										
Packing paper . . . cwts	21,448	11,990	6,763	7,723	25,936	26,064	18,839	24,096	26,092	124,311
Printing paper . . . "	79,574	49,503	49,247	60,971	188,850	132,173	111,991	158,713	231,530	979,116
Writing paper and envelopes . value	—	—	—	—	—	70,573	40,053	76,999	77,903	444,371
Other kinds of paper, including paper manufactures (a) . . . cwts	77,176	80,936	—	—	—	166,011	260,498	—	—	—
Other kinds of paper (b) . . . "	—	—	15,225	25,760	48,500	—	—	80,546	98,655	265,944
Paper manufactures (b) . . . value	—	—	—	—	—	—	—	137,546	155,372	242,637
Pasteboard, mill board, and cardboard of all kinds . . . cwts	48,478	36,324	40,140	71,011	100,339	26,831	52,038	82,377	114,769	268,161
Total value of Paper, etc.	—	—	—	—	—	483,707	483,669	560,777	704,330	2,325,060
<b>Paper-making materials—</b>										
Pulp of wood or other materials . . . cwts	170,189	70,574	41,501	—	—	201,928	113,412	74,211	—	—
Pulp of wood (c) . . . "	—	—	—	107,494	198,789	—	—	—	153,326	499,051
Paraffin wax . . . "	—	3,003	—	15	—	—	8,413	—	54	11
Pitch, Tar, and Dammer . . . "	74,970	73,509	38,481	—	—	28,433	29,752	28,132	—	—
Coal tar and pitch (c) . . . "	—	—	—	23,397	26,118	—	—	—	18,048	23,896
Stockholm tar and pitch (c) . . . "	—	—	—	2,309	3,334	—	—	—	4,863	8,269

NOTE.—The sterling figures have been converted at the rate of R10=£1 for 1919-20 and 1920-21, and R15=£1 for earlier years  
 (a) New headings immediately following from 1918-19  
 (b) Separately recorded from 1918-19  
 (c) " " " " 1919-20  
 (d) " " " " 1920-21

No. 12—continued  
IMPORTS—continued

PRINCIPAL AND OTHER ARTICLES	QUANTITY					VALUE				
	1916-17	1917-18	1918-19	1919-20	1920-21	1916-17	1917-18	1918-19	1919-20	1920-21
<b>BENGAL—continued</b>						£	£	£	£	£
<b>CALCUTTA—continued</b>										
<b>Polishes—</b>										
Polishes and compositions for application to leather . . . value	—	—	—	—	—	28,486	22,489	14,120	52,193	117,479
Polishes and compositions for application to metals, etc. . .	—	—	—	—	—	17,634	13,022	13,547	35,930	44,505
Wood polish (b) . . .	—	—	—	—	—	—	—	—	—	1,918
<b>Total value of Polishes</b>	—	—	—	—	—	46,120	35,511	27,667	78,123	163,897
<b>Printing and Lithographing machinery and materials (excluding paper)—</b>										
Printing and lithographing presses . . . value	—	—	—	—	—	2,701	1,373	5,212	10,499	79,099
Printing type . . . cwts	385	202	223	375	—	3,340	2,190	2,121	2,094	17,575
Printers and Lithographers ink (a) . . . value	—	—	—	—	—	—	—	—	11,415	21,420
Other materials . . .	—	—	—	—	—	9,306	10,358	12,520	12,159	32,876
<b>Total value of Printing and Lithographing machinery, etc.</b>	—	—	—	—	—	15,347	13,911	19,853	37,737	151,870
<b>Provisions and Oilman's stores—</b>										
Bacon and hams . . . cwts	4,028	2,351	3,899	7,894	3,387	28,458	17,349	31,799	94,827	54,522
Biscuits and cakes . . .	14,863	2,480	1,593	13,758	10,062	66,393	7,101	9,138	108,108	101,991
Cheese (including canned) . . .	2,036	4,365	1,359	2,984	3,387	16,836	25,307	11,419	31,890	54,971
Cocoa and chocolate . . .	1,931	592	2,559	3,197	1,478	12,510	4,615	19,158	39,827	23,763
Farinaceous and patent foods . . .	112,496	106,351	142,777	150,413	130,563	135,366	141,623	191,699	313,258	342,393
Jams and jellies . . .	4,452	3,967	10,491	2,334	5,567	14,957	11,151	36,895	10,197	36,346
Milk, condensed and preserved (including milk cream) . . .	15,902	13,630	7,462	15,359	14,152	54,772	52,374	35,370	94,623	97,173
Pickles, chutnies, sauces, and condiments . . . cwts	2,033	1,783	2,108	1,335	2,374	9,589	9,766	12,738	14,463	22,987
Vinegar (excluding bottled vinegar) . . . gals	..	..	16,734	6,329	4,086	..	..	2,067	1,137	733
Other sorts of provisions—										
Canned and bottled provisions (not specified elsewhere) . . . cwts	33,446	29,632	26,649	45,960	—	129,529	112,990	136,340	281,234	..
Canned or bottled fruit (b) . . .	—	—	—	—	5,447	—	—	—	—	43,694
Tinned or canned fish (b) . . .	—	—	—	—	2,989	—	—	—	—	25,335
Others (b) . . .	—	—	—	—	38,502	—	—	—	—	304,318
Others . . .	2,773	2,760	2,808	2,662	4,452	3,621	7,914	16,171	15,939	26,790
<b>Total Provisions and oilman's stores</b> { cwts	193,958	167,922	201,715	246,896	222,360	476,631	390,710	502,814	1,005,523	1,137,015
gals	..	..	16,734	6,329	4,086					
<b>Railway plant and rolling-stock—</b>										
Carriages and wagons and parts thereof . . . value	—	—	—	—	—	192,272	114,368	218,281	1,336,062	3,061,132
Locomotive engines and tenders and parts thereof . . .	—	—	—	—	—	14,729	21,196	59,531	169,695	2,254,310
Materials for construction—										
Bridge work . . . tons	643	..	..	1	189	13,132	..	..	239	9,691
Balls, chairs, and fish-plates of steel or iron . . .	1,674	..	..	13,672	13,909	22,031	..	..	221,737	704,006
Sleepers and keys of steel or iron . . .	4	..	..	9,106	22	96	..	..	185,599	484
Sleepers of wood . . .	5	60	..	..	12,617	50	450	..	..	353,079
Other kinds of materials . . .	1,415	192	119	1,447	549	47,214	3,866	7,595	72,991	88,771
<b>Total value of Railway Plant and Rolling-stock</b>	—	—	—	—	—	289,574	144,689	285,207	2,486,266	6,571,467

NOTE.—The sterling figures have been converted at the rate of R10=£1 for 1919-20 and 1920-21, and R15=£1 for earlier years  
(a) Shown under new sub-heading immediately following from 1919-20  
(b) Separately recorded from 1919-20

TRADE AT CHIEF PORT  
CALCUTTA

( 48 )

No. 12—continued  
IMPORTS—continued

PRINCIPAL AND OTHER ARTICLES	QUANTITY					VALUE				
	1916-17	1917-18	1918-19	1919-20	1920-21	1916-17	1917-18	1918-19	1919-20	1920-21
<b>BENGAL—continued</b>										
<b>CALCUTTA—continued</b>										
Rubber— Raw lbs	..	..	50	250	224	..	..	6	28	12
Manufactures— Tyres for motor cars and motor cycles. no.	45,145	43,334	41,423	73,827	98,696	159,100	178,597	170,536	539,573	731,301
Tubes for motor tyres ..	31,704	39,117	28,965	59,508	84,538	27,155	43,827	29,357	99,689	113,584
Other manufactures (except apparel, boots and shoes). value	—	—	—	—	—	85,927	99,207	126,111	134,062	194,932
Total value of Rubber ..	—	—	—	—	—	272,182	321,631	326,010	778,352	1,089,829
Salt { tons mda.	333,855 9,087,779	285,779 7,780,018	342,753 9,338,559	395,772 10,531,565	502,292 13,673,773	898,109	1,250,522	1,252,819	1,789,704	1,784,911
Seeds— Oil-seeds— Essential tons	..	1	..	10	..	..	39	..	651	..
Non-essential— Castor ..	..	..	..	255	..	..	..	..	7,457	..
Copra or coconut kernel ..	1,028	7,289	27,210	17,389	2,554	24,864	129,447	525,271	694,126	111,091
Sesamum (oil or linjili) ..	..	..	..	299	22	..	..	..	11,088	903
Others ..	4	..	2	5	..	12	6	45	191	14
Other than oil- seeds ..	67	32	31	86	103	8,119	4,727	4,426	13,672	14,879
Total seeds ..	1,099	7,322	27,243	18,044	2,679	32,995	134,219	529,742	727,185	126,887
Shells and Cowries (a) cwts	16,373	19,753	16,822	—	—	12,424	14,459	11,316	—	—
Cowries (b) ..	—	—	—	2,910	1,602	—	—	—	2,506	1,671
Shells— Shells (chanks sankhli large, etc.) (b) ..	—	—	—	13,315	5,797	—	—	—	15,337	7,491
Ships, parts of (in- cluding launches and boats) .. value	—	—	—	—	—	1,183	647	408	33,563	3,673
Smokers' requisites (excluding tobacco) ..	—	—	—	—	—	14,969	22,689	13,842	45,150	47,301
Soap— Household and laundry soap in bars or tablets. cwts	36,398	35,597	20,683	17,543	25,992	59,038	72,476	55,487	79,628	109,668
Toilet soap. ..	15,954	8,272	8,229	13,552	16,604	64,662	48,604	61,522	146,333	172,088
Other sorts. ..	2,054	4,329	3,054	3,836	4,594	7,117	10,346	11,398	18,789	20,825
Total Soap ..	54,306	48,198	31,966	34,931	47,190	130,812	131,426	128,407	244,750	303,481
Spices— Betelnuts. .. cwts	682,374	621,447	784,754	747,945	583,266	408,551	385,981	574,619	885,999	723,295
Cassia ..	..	..	299	1,221	990	..	..	1,503	4,305	3,889
Cloves ..	4,423	3,322	2,640	264	3,103	11,564	10,825	14,051	1,371	24,624
Ginger ..	2,873	7,079	21	438	294	3,759	11,253	47	2,081	1,357
Nutmegs ..	3,127	3,537	4,223	2,680	2,574	6,036	9,313	11,306	11,424	8,868
Pepper ..	23,851	15,944	4,078	5,149	5,391	61,240	47,567	15,392	31,373	25,747
Other sorts ..	498	626	866	311	373	3,427	3,464	5,332	3,791	3,723
Total Spices ..	717,145	653,745	777,349	757,908	595,996	494,577	468,403	622,450	940,847	797,502
Starch and farina (a) ..	7,475	2,923	675	—	—	7,729	4,621	1,694	—	—
Starch (b) ..	—	—	—	197	711	—	—	—	726	2,193
Farina (b) ..	—	—	—	—	89	—	—	—	—	222
Stationery (ex- cluding paper) .. value	—	—	—	—	—	149,409	124,386	127,631	199,487	525,123
Stone and Marble— Stone and marble. tons	2,037	963	1,536	1,316	3,335	3,711	4,391	10,159	23,706	46,021
Articles of stone and marble ..	1,088	1,273	190	367	23	5,650	7,482	1,963	6,016	5,274
Total Stone and Marble ..	3,125	2,236	1,726	2,123	3,408	14,361	13,373	12,141	29,722	52,195

NOTE.—The sterling figures have been converted at the rate of R10=£1 for 1919-20 and 1920-21, and R15=£1 for earlier years  
(a) Shown under new sub heading immediately following from 1919-20  
(b) Separately recorded from 1919-20

No. 12—continued  
IMPORTS—continued

PRINCIPAL AND OTHER ARTICLES	QUANTITY					VALUE				
	1916-17	1917-18	1918-19	1919-20	1920-21	1916-17	1917-18	1918-19	1920-20	1920-21
BENGAL—continued										
CALCUTTA—continued										
Sugar—						£	£	£	£	£
Boot Sugar tons							4			5
Sugar, 16 Dutch Standard and above "	184,851	231,584	258,891	210,517	86,187	4,022,099	4,631,962	4,830,180	10,194,346	5,764,278
Sugar, 15 Dutch Standard and below "		5		337	618		84		15,496	38,576
Molasses "	83,771	37,244	18,644	56,605	90,524	280,291	144,595	122,939	747,694	893,809
Confectionery "	339	69	87	275	398	38,171	9,610	13,533	61,773	118,066
Saccharin lbs.	1,392			9,216	6,045	1,210			10,396	7,411
Total Sugar tons	268,461	268,892	277,622	267,634	177,727	4,339,670	4,780,255	4,965,652	11,029,010	6,825,045
lbs.	1,892			9,216	6,045					
Tallow and stearine (including grease and animal fat) cwts	660	292	2,547	1,854	953	2,129	956	9,760	8,297	5,587
Tea—										
Black lbs	143,225	511,297	1,027,912	191,769	21,174	6,138	21,602	61,407	17,378	1,757
Green "	328,487	442,812	488,247	239,335	203,378	15,136	19,915	32,499	15,580	16,358
Total Tea "	471,712	954,109	1,516,159	431,104	224,552	21,274	41,517	93,906	32,958	18,115
Tea-chests (entire or in sections)—										
Of wood value						502,488	564,426	552,454	574,526	810,800
Telegraphs, materials for construction and accessories "										
						3,200	752	266	1,170	2,773
Textiles—										
Cotton—										
Raw tons	62	17		33		4,187	10,379		2,087	22
Waste cwts			94	23	21			204	79	164
Twist and yarn—										
Grey Nos. 1 to 10 lbs	3,979	10,792	75	1,377	23,819	285	1,260	13	223	2,018
" 11 to 15 "	79,776	49,664	57,158	26,468	57,893	6,273	6,016	8,802	5,296	14,522
" 16 to 20 "	114,439	44,512	1,348,418	30,299	1,452,501	7,977	4,637	135,397	6,194	193,799
" 21 to 25 "	4,249	3,668		1,143	24,876	280	402		221	6,799
" 26 to 30 "	66,585	7,221	508,235	28,589	791,403	4,119	675	57,869	4,680	156,076
" 31 to 40 "	2,270,892	892,303	4,206,435	858,974	4,907,905	150,318	83,720	495,263	185,033	1,305,101
" 41 to 50 "	255,191	425,560	180,105	217,026	410,878	20,111	53,556	41,415	63,747	125,530
Above No. 50 (a) "	692,612	522,059	801,273			80,836	94,449	172,273		
Nos. 51 to 60 (b) "				67,965	554,654				21,122	176,101
" 61 to 100 (b) (i) "				535,085	457,017				187,023	206,505
Above No. 100 (b) "				1,500					819	
Two folds (doubles) (b) "				1,150	30,177				585	16,294
Orange, red, and other colours—										
Nos. 1 to 20 "	5,689	1,793	1,094	4,147	19,627	531	257	189	967	6,204
" 21 to 25 "	835	1,856	30	248	1,119	71	368	6	56	346
" 26 to 30 "	4,300	4,230	8,662	1,403	921	397	600	1,309	356	292
" 31 to 40 "	3,528,638	2,454,435	993,596	1,791,432	3,479,366	337,966	350,019	191,141	486,793	1,071,004
" 41 to 50 "	27,846	59,837	4,595	10,496	17,089	2,166	9,896	1,285	2,411	6,111
Above No. 50 (a) "	109,094	23,063	62,749		2,000	12,526	5,743	16,439		787
Two folds (doubles) (b) "				24,650	48,335				8,914	17,670
Bleached (white) (b) "				303,745	558,119				67,790	197,071
Mercerised cotton yarn "			4,719	900	9,000			1,272	203	1,347
Unspecified descriptions of twist and yarn "	571,708	1,052,168	556,389		849	45,467	130,005	84,547		220
Total Twist and yarn "	7,735,833	5,557,967	8,421,534	3,908,497	12,866,048	668,962	750,607	1,207,101	1,082,343	3,504,627
Manufactures—										
Blankets "	447,974	118,114	11,380	589,835	1,422,175	22,322	8,008	1,247	60,931	155,050
Canvas yds	223,318	197,570	112,441	163,116	158,432	18,804	17,552	20,780	39,420	47,333
Handkerchiefs and shawls in the piece no.	1,045,881	934,303	298,924			25,114	17,564	2,756		
Handkerchiefs (a) "				1,467,668	2,724,849				23,560	41,534
Shawls (a) "				43,674	247,899				15,268	71,084

NOTE.—The sterling figures have been converted at the rate of R10=£1 for 1919-20 and 1920-21, and R15=£1 for earlier years  
(a) Shown under new sub-heads immediately following from 1919-20  
(b) Separately recorded from 1919-20



TRADE AT CHIEF PORT  
CALCUTTA

( 50 )

No. 12—continued  
IMPORTS—continued

PRINCIPAL AND OTHER ARTICLES	QUANTITY					VALUE				
	1916-17	1917-18	1918-19	1919-20	1920-21	1916-17	1917-18	1918-19	1919-20	1920-21
						£	£	£	£	£
<b>BENGAL—continued</b>										
<b>CALCUTTA—continued</b>										
<b>Textiles—continued</b>										
<b>Cotton—continued</b>										
<b>Manufactures—continued</b>										
Hosiery . . . value	—	—	—	—	—	497,787	512,401	818,946	935,177	—
Underwear (b) . . .	—	—	—	—	—	—	—	—	—	799,536
Other sorts (b) . . .	—	—	—	—	—	—	—	—	—	290,984
Lace and patent net yds.	207,840	182,012	89,518	100,374	238,494	9,268	9,045	7,687	9,224	32,790
<b>Piece goods—</b>										
Grey (unbleached)—										
Chadars . . .	1,647,115	268,430	..	—	—	31,159	6,321	..	—	—
Dhutis, Saris, and Scarves . . .	506,072,832	385,652,751	291,828,207	—	—	6,543,457	7,369,279	7,272,379	—	—
Drills and Jeans . . .	4,557,807	1,746,002	2,970,800	—	—	85,104	40,428	87,709	—	—
Jaconets, including Madapollams, Mulls, and Cambrics . . .	38,817,274	25,748,204	18,159,222	—	—	517,353	558,081	552,052	—	—
Longcloth and Shirtings . . .	110,897,387	72,744,549	66,288,035	—	—	1,430,060	1,398,347	1,908,400	—	—
Sheetings . . .	738,800	274,356	7,482,192	—	—	11,402	6,186	206,585	—	—
T. cloth and Domestic . . .	45,022	..	170,900	—	—	948	..	3,886	—	—
Unspecified descriptions . . .	345,615	334,697	193,399	—	—	7,538	10,414	18,098	—	—
<b>Total Grey (unbleached) . . .</b>	<b>663,120,982</b>	<b>436,763,989</b>	<b>387,083,155</b>	<b>—</b>	<b>—</b>	<b>8,627,011</b>	<b>9,889,056</b>	<b>10,044,109</b>	<b>—</b>	<b>—</b>
<b>Plain Grey (a)—</b>										
Chadars . . .	—	—	—	..	24,077	—	—	—	..	1,807
Dhutis, Saris, and Scarves . . .	—	—	—	..	47,817	—	—	—	..	2,634
Drills and Jeans . . .	—	—	—	1,121,000	2,313,206	—	—	—	65,146	119,370
Jaconets, including Madapollams, Mulls, and Cambrics, . . .	—	—	—	17,950,597	18,118,288	—	—	—	800,411	838,346
Longcloth and Shirtings . . .	—	—	—	70,214,013	88,725,816	—	—	—	3,204,358	4,213,419
Sheetings . . .	—	—	—	64,762	1,501,221	—	—	—	2,924	67,057
Unspecified descriptions . . .	—	—	—	103,019	61,428	—	—	—	28,866	9,545
<b>Total Plain Grey . . .</b>	<b>—</b>	<b>—</b>	<b>—</b>	<b>89,514,291</b>	<b>110,792,453</b>	<b>—</b>	<b>—</b>	<b>—</b>	<b>4,156,707</b>	<b>5,252,238</b>
<b>Bordered Grey (a)—</b>										
Chadars . . .	—	—	—	289,857	413,798	—	—	—	17,023	30,938
Dhutis, Saris, and Scarves . . .	—	—	—	834,658,105	275,407,624	—	—	—	13,173,366	11,513,057
Unspecified descriptions . . .	—	—	—	..	5,909	—	—	—	..	1,143
<b>Total Bordered Grey . . .</b>	<b>—</b>	<b>—</b>	<b>—</b>	<b>334,948,052</b>	<b>275,827,331</b>	<b>—</b>	<b>—</b>	<b>—</b>	<b>13,190,989</b>	<b>11,545,138</b>
<b>Total Plain and Bordered Grey . . .</b>	<b>—</b>	<b>—</b>	<b>—</b>	<b>424,462,343</b>	<b>386,619,784</b>	<b>—</b>	<b>—</b>	<b>—</b>	<b>17,347,696</b>	<b>16,797,371</b>
<b>White (bleached)—</b>										
Chadars . . .	1,537,816	678,518	172,858	419,265	479,149	22,237	12,592	4,571	19,151	22,865
Checks, Spots, and Stripes . . .	1,490,274	1,165,246	182,148	917,184	321,037	50,467	29,179	6,549	60,727	58,490
Dhutis, Saris, and Scarves . . .	50,653,428	32,152,154	24,887,424	26,135,597	29,155,474	726,347	649,340	716,493	1,159,826	1,256,795
Drills and Jeans . . .	2,595,682	1,455,443	3,867,722	1,241,838	1,904,027	63,375	43,466	120,569	97,327	159,584
Flannel and Flannellet† . . .	..	86,106	4,226	9,865	20,164	..	1,963	195	677	2,427
Jaconets, Madapollams, Cambrics, and Muslins . . .	68,895,717	4,293,636	1,505,984	4,727,883	3,904,128	913,891	109,514	58,836	315,385	317,050
Lawns . . .	..	..	1,911,627	637,691	611,032	..	..	59,710	36,347	37,717
Longcloth and Shirtings . . .	19,451,738	25,614,370	10,352,106	14,813,689	19,407,894	322,411	521,347	397,089	807,643	1,091,218
Mulls* . . .	—	53,691,807	29,476,764	23,518,373	25,111,328	—	940,272	779,999	1,277,469	1,149,102
Nainsooks . . .	63,859,630	61,395,207	10,784,646	26,711,646	48,058,356	723,387	932,296	235,489	1,087,622	1,058,153
Sheetings . . .	157,789	88,526	96,659	51,830	119,783	5,473	4,563	9,403	8,984	15,043
T. cloth and Domestic . . .	..	..	..	..	3,760	..	..	..	..	290
Twills . . .	4,697,251	3,536,506	454,080	2,571,916	4,323,227	84,757	78,039	25,833	170,076	289,978
Unspecified descriptions . . .	4,722,289	4,194,549	688,710	1,895,161	2,699,195	98,123	110,133	25,344	134,445	223,773
<b>Total White (bleached) . . .</b>	<b>213,061,564</b>	<b>182,362,068</b>	<b>83,384,934</b>	<b>108,651,937</b>	<b>136,629,554</b>	<b>2,900,468</b>	<b>3,432,729</b>	<b>2,489,530</b>	<b>5,235,878</b>	<b>6,582,484</b>

NOTE.—The sterling figures have been converted at the rate of R10=£1 for 1919-20 and 1920-21, and R15=£1 for earlier years

(a) Separately recorded from 1919-20

(b) Separately recorded from 1920-21

\* Figures prior to 1917-18 are included under "Jaconets, Madapollams, etc."

† Figures prior to 1917-18 are included under "Unspecified descriptions"

No. 12—continued  
IMPORTS—continued

PRINCIPAL AND OTHER ARTICLES	QUANTITY					VALUE				
	1916-17	1917-18	1918-19	1919-20	1920-21	1916-17	1917-18	1918-19	1919-20	1920-21
BENGAL—continued										
CALCUTTA—continued										
Textiles—continued										
Cotton—continued										
Manufactures—continued										
Piece goods—continued										
Coloured, printed, or dyed—										
Cambrics, including Madapollams, Muslins, Mulls, and Jaconets . yds.	4,750,017	7,273,350	5,729,184	—	—	94,938	164,521	117,796	—	—
Chadars	10,041	—	—	—	—	329	—	—	—	—
Checks, Spots, and Stripes	4,993,238	2,550,087	547,972	—	—	104,514	68,565	16,286	—	—
Dhucis (including lungis)	1,731,169	972,669	—	—	—	48,489	39,440	—	—	—
Dhucis (a)	—	—	136,324	—	—	—	—	4,575	—	—
Drills and Jeans	3,257,684	3,524,608	3,539,394	—	—	89,521	108,810	142,563	—	—
Flannel and Flannelettes†	—	5,052,657	2,907,980	—	—	—	143,392	107,685	—	—
Prints and Chintz	18,453,700	22,898,547	10,713,490	—	—	303,363	453,398	290,020	—	—
Saris and Scarves	18,043,259	7,214,557	3,371,968	—	—	253,335	178,457	98,762	—	—
Shirtings	15,105,438	13,240,275	7,149,323	—	—	254,567	276,546	216,623	—	—
Twills	2,671,913	3,726,570	795,888	—	—	66,323	105,449	35,185	—	—
Woven Lungis (a)	—	—	387,708	—	—	—	—	14,966	—	—
Unspecified descriptions	35,326,897	24,297,330	6,222,042	—	—	973,561	674,973	332,191	—	—
Total Coloured, printed, or dyed	99,433,356	90,750,800	41,621,273	—	—	2,102,696	2,418,549	1,269,451	—	—
Coloured, printed, etc.—										
Printed goods (b)—										
Cambrics, including Madapollams, Muslins, Mulls, and Jaconets	—	—	—	2,349,199	5,878,259	—	—	—	95,258	218,594
Checks, Spots and Stripes	—	—	—	248,086	650,241	—	—	—	16,434	42,669
Dhucis	—	—	—	26,959	17,720	—	—	—	1,838	954
Drills and Jeans	—	—	—	219,614	447,385	—	—	—	12,728	34,670
Flannel and Flannelettes	—	—	—	126,946	1,069,523	—	—	—	9,370	75,223
Prints and Chintz	—	—	—	11,463,732	26,237,856	—	—	—	539,945	1,449,837
Saris and Scarves	—	—	—	3,662,641	21,076,374	—	—	—	174,623	571,716
Shirtings	—	—	—	2,090,707	4,418,373	—	—	—	103,784	261,863
Twills	—	—	—	618,481	1,037,236	—	—	—	43,444	83,653
Unspecified descriptions	—	—	—	1,489,530	4,479,653	—	—	—	99,518	316,547
Total Printed Goods	—	—	—	22,311,695	54,613,120	—	—	—	1,096,137	3,056,126
Dyed Goods (b)—										
Cambrics including Madapollams, etc.	—	—	—	332,664	533,453	—	—	—	14,093	25,339
Checks, Spots and Stripes	—	—	—	222,360	757,393	—	—	—	17,790	54,453
Drills and Jeans	—	—	—	61,055	21,311	—	—	—	4,335	2,613
Flannels and Flannelettes	—	—	—	8,033	137,756	—	—	—	549	10,334
Prints and Chintz	—	—	—	100,973	—	—	—	—	3,904	—
Saris and Scarves	—	—	—	887,133	464,421	—	—	—	40,859	25,937
Shirtings	—	—	—	7,243,373	7,331,362	—	—	—	301,074	336,211
Twills	—	—	—	104,204	394,784	—	—	—	10,796	33,573
Unspecified descriptions	—	—	—	2,538,813	5,366,400	—	—	—	200,433	492,267
Total Dyed Goods	—	—	—	11,654,133	15,568,390	—	—	—	593,833	983,357
Woven coloured goods (b)										
Cambrics, including Madapollams, etc.	—	—	—	825,558	399,035	—	—	—	51,099	96,750
Checks, Spots, and Stripes	—	—	—	1,101,453	1,713,452	—	—	—	63,103	143,560
Dhucis	—	—	—	143,909	89,063	—	—	—	6,477	6,863
Drills and Jeans	—	—	—	2,164,199	2,346,045	—	—	—	123,672	131,492
Flannel and Flannelettes	—	—	—	194,596	2,394,350	—	—	—	10,364	197,995
Saris and Scarves	—	—	—	36,435	2,440,133	—	—	—	2,513	131,763
Shirtings	—	—	—	943,341	2,367,263	—	—	—	66,360	171,747
Twills	—	—	—	646,103	2,360,743	—	—	—	56,222	198,113
Lungis	—	—	—	971,800	1,123,143	—	—	—	33,672	106,333
Unspecified descriptions	—	—	—	10,531,642	25,272,257	—	—	—	943,335	2,370,269
Total Woven coloured piece goods	—	—	—	17,560,033	42,123,544	—	—	—	1,416,235	4,104,097
Total Woven Coloured, Printed or Dyed	—	—	—	51,526,071	112,508,544	—	—	—	3,106,305	8,147,369

NOTE.—The sterling figures have been converted at the rate of R10=£1 for 1919-20 and 1920-21, and R15=£1 for earlier years

† Figures prior to 1917-18 are included under "Unspecified descriptions"

(a) Separately recorded from 1918-19

(b) Separately recorded from 1919-20

TRADE AT CHIEF PORT  
CALCUTTA

( 52 )

No. 12—continued  
IMPORTS—continued

PRINCIPAL AND OTHER ARTICLES	QUANTITY					VALUE				
	1916-17	1917-18	1918-19	1919-20	1920-21	1916-17	1917-18	1918-19	1919-20	1920-21
<b>BENGAL—continued</b>						£	£	£	£	£
<b>CALCUTTA—continued</b>										
Textiles—continued										
Cotton—concluded										
Manufactures—continued										
Piece goods—continued										
Fibre of all descriptions yds.	12,080,577	5,678,047	1,370,570	2,422,519	1,908,912	152,793	104,868	20,538	85,457	105,347
Piece goods of cotton and artificial silk (a) ..	469,173	404,512	—	—	—	36,590	36,788	—	—	—
Total Piece goods ..	988,174,652	771,959,216	513,459,982	587,062,870	637,666,794	13,999,557	15,381,990	13,882,628	25,774,836	31,632,782
Rope .. lbs	175,967	76,003	61,231	77,020	228,463	11,788	5,878	9,642	16,539	57,679
Thread, sewing ..	479,816	398,832	361,194	356,365	446,880	87,057	98,822	116,306	137,974	258,173
Other sorts of manufactures ..	1,166,745	357,108	395,334	528,016	647,862	129,381	45,394	75,473	158,716	224,052
Total value of Cotton manufactures	—	—	—	—	—	14,801,048	16,096,654	14,435,476	27,180,645	33,611,049
Total value of cotton goods (including twist and yarn)	—	—	—	—	—	15,470,000	16,847,261	15,642,576	28,212,988	37,115,676
Total value of cotton raw and cotton goods (including twist and yarn)	—	—	—	—	—	15,474,187	16,857,640	15,642,780	28,215,154	37,115,862
Flax—										
Twist and yarn .. lbs	24,595	4,698	..	5,648	19,958	2,515	212	..	1,362	5,723
Manufactures—										
Bags and sacks .. no.	59,394	35,047	1,573	2,872	..	11,600	3,217	433	390	..
Canvas .. yds	1,184,039	470,546	657,292	681,585	677,789	140,659	62,894	104,201	176,468	192,481
Piece goods ..	188,988	68,374	34,151	91,890	68,597	9,998	4,592	3,404	9,608	16,105
Thread, sewing .. lbs	82,340	24,490	18,927	29,652	62,090	5,343	4,041	3,125	8,997	20,651
Other sorts ..	140,830	87,422	34,986	89,496	87,503	17,670	7,681	6,127	16,306	23,503
Total value of Flax manufactures	—	—	—	—	—	185,270	82,425	117,290	212,269	252,740
Total value of Flax ..	—	—	—	—	—	187,785	82,637	117,290	213,681	258,463
Haberdashery and Millinery—										
Lace and embroidery (b) .. cwts	—	—	—	—	794	—	—	—	—	72,477
Towels not in the piece (b) .. No.	—	—	—	—	62,039	212,133	161,753	176,383	213,681	26,324
Other sorts (b) ..	—	—	—	—	295,361	—	—	—	—	500,127
Total value of Haberdashery and Millinery ..	—	—	—	—	—	212,133	161,753	176,383	213,681	598,928
Hemp—										
Raw .. cwt	44,095	35,037	44,408	13,194	27,057	91,502	91,602	159,421	35,500	89,544
Manufactures .. value	—	—	—	—	—	548	346	770	8,555	5,980
Total value of Hemp ..	—	—	—	—	—	92,050	91,948	160,191	44,145	95,524
Jute—										
Raw .. tons	9	1,177	1	..	5	143	18,328	4	..	81
Twist and yarn .. lbs	18,927	22,876	..	5,223	9,694	579	868	..	871	1,185
Manufactures—										
Canvas .. yds	292,481	89,494	12,825	76,948	40,952	17,926	7,466	1,035	18,176	15,055
Gunny bags .. no.	147,116	35,520	2,800	17,149	59,144	4,447	818	52	1,355	3,234
Gunny cloth .. yds.	177,220	88,914	220,008	123,558	148,342	4,233	1,933	5,441	5,236	6,948
Rope and twine .. cwts	..	..	..	1,257	100	..	..	..	4,384	1,550
Other sorts ..	400	285	154	724	601	3,441	1,520	1,700	5,700	6,455
Total value of jute manufactures	—	—	—	—	—	30,047	11,737	8,288	34,911	33,242
Total value of jute ..	—	—	—	—	—	30,769	30,933	8,292	35,282	34,508
Silk—										
Raw .. lbs	..	..	..	316	224	..	..	..	450	796
Silk yarns, nolls, and warps ..	4,355	3,784	2,840	..	5,636	1,627	2,627	1,774	..	11,560
Manufactures—										
Goods of silk mixed with other materials .. yds	652,118	282,900	172,725	132,946	113,481	40,723	22,671	10,542	10,854	36,830
Piece goods ..	692,720	451,855	500,072	732,478	773,070	44,428	38,600	69,406	137,843	200,168
Thread, sewing .. lbs	..	..	..	3,549	2,351	..	..	..	2,041	3,464
Other sorts ..	35,065	16,301	29,066	31,081	30,997	13,667	9,812	17,930	47,868	63,432
Total value of Silk manufactures ..	—	—	—	—	—	100,445	73,710	105,652	207,606	309,903
Total value of Silk ..	—	—	—	—	—	100,445	73,710	105,652	208,056	322,259
Wool—										
Raw .. lbs	198,706	100,800	1,872,416	80	100,210	23,105	1,333	22,527	19	13,109
Yarn and knitting wool ..	93,910	114,926	16,074	1,875	71,760	27,171	17,126	7,012	11,760	38,794

NOTE.—The sterling figures have been converted at the rate of R10=£1 for 1919-20 and 1920-21, and R15=£1 for earlier years  
(a) Shown after "Wool" from 1918-19  
(b) Separately recorded from 1920-21

No. 12—continued  
IMPORTS—continued

PRINCIPAL AND OTHER ARTICLES	QUANTITY					VALUE				
	1916-17	1917-18	1918-19	1919-20	1920-21	1916-17	1917-18	1918-19	1919-20	1920-21
<b>BENGAL—continued</b>										
<b>CALCUTTA—continued</b>										
<b>Textiles—continued</b>										
<b>Wool—continued</b>										
<b>Manufactures—</b>										
Blankets (b) lbs	—	—	—	—	114,406	—	—	—	—	27,266
Braids ..	7,490	1,009	—	10,262	3,657	1,973	273	..	2,407	2,408
Carpets and rugs ..	194,849	124,683	68,613	184,615	57,512	18,956	15,090	8,994	23,890	23,049
Hosiery ..	68,408	63,427	45,617	27,796	79,934	27,446	29,900	36,737	25,659	96,255
Piece goods yds.	1,878,991	1,154,487	923,475	514,593	1,686,871	166,925	146,161	107,850	167,724	687,371
Shawls ..	48,255	1,277	5,043	14,661	11,502	10,950	146	1,636	8,556	7,602
Other sorts lbs	41,158	50,464	15,768	24,199	27,473	8,631	4,918	3,239	6,171	13,950
Total value of wool manufactures	—	—	—	—	—	219,881	198,468	148,456	224,407	857,801
Total value of wool	—	—	—	—	—	270,167	216,947	177,905	226,177	909,704
Artificial silk—										
Artificial silk yarn lbs	..	..	..	548	3,642	..	..	..	817	8,403
Piece goods of cotton and artificial silk (a) yds.	—	—	56,437	572,600	1,283,068	—	—	5,091	76,433	200,647
<b>Tobacco—</b>										
Unmanufactured lbs	2,053	299,251	1,213	189	389	35	7,384	44	6	11
Manufactured—										
Cigars ..	22,569	27,148	23,265	45,093	37,213	6,876	9,833	8,316	19,859	24,971
Cigarettes ..	932,249	923,152	1,359,698	1,280,639	2,070,431	227,114	270,682	76,059	524,927	677,675
Tobacco for pipes and cigarettes (b) lbs.	252,529,219	376,106,510	594,781,554	494,708,249	786,789,905	—	—	—	—	134,408
Other sorts ..	199,397	303,168	360,062	233,905	2,272	47,356	67,073	408,210	84,059	1,194
Total Tobacco	856,268	1,552,719	1,744,233	1,559,823	2,378,495	281,381	354,522	492,629	624,851	1,038,254
Tollet requisites (not specified elsewhere) value	—	—	—	—	—	58,335	58,163	77,007	132,563	1,5,125
Toys and requisites for games and sports including fishing tackle—										
Toys ..	—	—	—	—	—	45,872	27,267	34,370	45,047	75,655
Requisites for games and sports (excluding firearms, etc.)—										
Playing Cards ..	—	—	—	—	—	12,173	8,732	12,470	40,176	40,411
Other sorts ..	—	—	—	—	—	13,724	12,849	12,818	24,548	52,458
Total value of Toys	—	—	—	—	—	71,760	48,848	60,168	109,771	168,719
Umbrellas and Umbrella fittings—										
Umbrellas, complete, including parasols and sunshades no.	319,213	177,432	73,643	10,102	107,868	37,465	25,260	18,501	7,196	39,523
Umbrella fittings value	—	—	—	—	—	110,393	54,267	29,200	101,224	121,406
Total value of Umbrellas, etc.	—	—	—	—	—	147,860	79,527	47,701	108,850	160,928
Wax of all kinds other than paraffin wax (excluding candles) cwts	..	..	2,450	1,914	258	..	..	11,606	6,134	2,316
<b>Wood and Timber—</b>										
<b>Timber other than railway sleepers—</b>										
Deal and pine wood. c. tons	6,441	2,423	1,234	74	2,109	61,072	22,126	14,580	2,161	37,488
Jarrah wood ..	..	..	..	..	74	..	..	..	..	247
Teak wood ..	1,196	455	561	..	270	9,834	4,692	6,668	9	5,468
Other timber ..	8,905	10,487	7,738	10,214	7,533	44,699	61,519	68,491	168,061	97,998
<b>Wood—</b>										
Firewood .. tons	244	333	295	500	1,016	176	602	303	787	10,325
<b>Ornamental</b>										
Sandal .. value	—	—	—	—	—	7	..	..	101	174
Other kinds ..	—	—	—	—	—	1,560	764	2,869	3,375	2,644
Manufactures of wood other than furniture and cabinet ware	—	—	—	—	—	51,731	33,909	101,056	53,436	86,354
Total value of Wood and Timber	—	—	—	—	—	159,079	123,612	148,916	222,950	240,788
Articles imported by post value	—	—	—	—	—	296,507	303,984	461,539	675,695	1,340,140

NOTE.—The sterling figures have been converted at the rate of R10=£1 for 1919-20 and 1920-21, and R15=£1 for earlier years  
(a) Shown under "Cotton" prior to 1918-19  
(b) Separately recorded from 1920-21

TRADE AT CHIEF PORT  
CALCUTTA

( 54 )

No. 12—continued  
IMPORTS—continued

PRINCIPAL AND OTHER ARTICLES	QUANTITY					VALUE				
	1916-17	1917-18	1918-19	1919-20	1920-21	1916-17	1917-18	1918-19	1919-20	1920-21
<b>BENGAL—continued</b>						£	£	£	£	£
<b>CALCUTTA—continued</b>										
All other articles of merchandise—										
Unmanufactured . . . value	—	—	—	—	—	20,008	21,642	7,495	13,522	33,422
Manufactured . . . "	—	—	—	—	—	45,645	47,514	53,835	89,401	169,020
Total value of all other articles	—	—	—	—	—	65,653	69,156	61,330	102,923	207,442
<b>GRAND TOTAL</b> . . . value	—	—	—	—	—	37,388,927	38,656,767	42,414,851	83,247,241	118,700,126

GOVERNMENT STORES

PRINCIPAL AND OTHER ARTICLES	QUANTITY					VALUE				
	1916-17	1917-18	1918-19	1919-20	1920-21	1916-17	1917-18	1918-19	1919-20	1920-21
Apparel (including drapery, uniforms, accoutrements, but excluding hosiery) . . . value	—	—	—	—	—	237,384	144,384	308,424	31,570	22,621
Arms, ammunition, and military stores—										
Fire-arms and parts thereof . . . "	—	—	—	—	—	7,103	6,663	13,114	52,920	15,697
Other sorts . . . "	—	—	—	—	—	39,697	4,178	6,401	20,293	8,595
Total value of Arms, etc.	—	—	—	—	—	46,800	10,841	19,515	73,213	24,292
Books, printed, and printed matter not being stationery (including maps and charts) . . . value	—	—	—	—	—	1,227	2,491	1,220	814	4,414
Boots and shoes . . . pairs	54	140	43,731	..	..	36	198	43,756	..	..
Building and Engineering materials, other than of iron, steel, or wood—										
Bricks and tiles . . . no.	420,032	278,423	79,773	60,170	—	3,890	2,853	769	1,585	—
Other Bricks (a) . . . "	—	—	—	—	27,400	—	—	—	—	521
Tiles (a) . . . "	—	—	—	—	6,525	—	—	—	—	118
Cement . . . tons	552	326	..	3	1,108	1,442	1,123	2	64	7,404
Other sorts (including pipes of earthenware) . . . value	—	—	—	—	—	3,061	481	40	278	298
Total value of Building, etc.	—	—	—	—	—	8,393	4,457	811	1,927	8,341
Carriages and carts (excluding railway carriages), and parts thereof . . . value	—	—	—	—	—	20,394	7,040	19,414	186,250	9,660
Chemicals . . . "	—	—	—	—	—	10,268	9,463	23,478	12,220	14,759
Drugs, Medicines, and Narcotics—										
Drugs—										
Quinine—										
Cinchona bark . . . lbs	..	..	40,320	384,669	86,536	..	..	2,038	30,342	12,700
Quinine salts—										
Quinine Sulphate or bisulphate . . . "	..	..	35,600	64,400	39,206	..	..	61,137	104,739	78,400
Others . . . "	104	..	31,196	187	..	264	..	24,915	2,460	..
Other sorts of drugs . . . value	—	—	—	—	—	21,056	9,389	7,452	14,027	20,963
Medicines and narcotics . . . "	—	—	—	—	—	3	..	..	..	..
Total value of Drugs, etc.	—	—	—	—	—	21,323	9,389	95,537	151,568	112,063
Glass and Glassware . . . value	—	—	—	—	—	11,469	9,733	8,023	10,591	13,960
Hardware and Cutlery (including agricultural implements and platedware) . . . "	—	—	—	—	—	102,776	59,019	93,550	98,560	118,607
Instruments, Apparatus, and Appliances, and parts thereof . . . "	—	—	—	—	—	46,755	25,708	27,741	75,224	62,850

NOTE.—The sterling figures have been converted at the rate of R10=£1 for 1919-20 and 1920-21, and R15=£1 for earlier years  
(a) Separately recorded from 1920-21

No. 12—continued  
IMPORTS—continued

## GOVERNMENT STORES—continued

PRINCIPAL AND OTHER ARTICLES	QUANTITY					VALUE				
	1916-17	1917-18	1918-19	1919-20	1920-21	1916-17	1917-18	1918-19	1919-20	1920-21
BENGAL—continued										
CALCUTTA—continued										
Leather—						£	£	£	£	£
Unwrought . . . cwts	..	..	2,475	43	13	..	..	33,144	987	804
Manufactures—										
Saddlery and harness. value	—	—	—	—	—	..	..	1,350	332	1,102
Other sorts . . . "	—	—	—	—	—	..	..	19,007	130	673
Total value of Leather	—	—	—	—	—	..	..	53,510	1,508	2,580
Machinery and Mill-work—										
Steam-engines and parts (other than locomotives) . . . value	—	—	—	—	—	1,380	7,118	6,598	14,048	11,688
Other sorts of machinery . . . "	—	—	—	—	—	23,247	61,317	161,986	140,713	114,815
Total value of Machinery, etc.	—	—	—	—	—	24,627	68,435	168,584	154,761	126,503
Metals and Ores—										
Brass, Bronze and similar alloys and manufactures thereof—										
Wrought . . . cwts	1,174	1,213	12,907	861	557	6,786	10,051	96,270	9,820	5,697
Copper—										
Unwrought . . . "	55,099	60,666	66,009	26,542	16,480	292,044	373,994	455,820	206,371	97,020
Wrought . . . "	936	3,077	7,158	15,758	18,603	6,780	21,007	42,902	120,228	150,335
Total Copper . . . "	56,035	72,743	73,167	42,300	35,083	298,774	395,001	498,722	326,599	247,355
Iron—										
Pig . . . tons	2,967	4,111	2,466	540	1,839	22,828	30,357	18,302	7,619	30,377
Manufactures—										
Angle, bolt, and rod . . . "	113	250	225	291	751	2,791	5,370	7,665	12,849	12,171
Bars and channel . . . "	148	19	437	163	216	1,682	465	12,467	8,746	6,625
Total Iron . . . "	3,228	4,380	3,148	984	2,806	27,301	36,092	38,434	29,214	49,173
Iron or Steel—										
Anchors and cables . . . "	30	93	125	46	71	1,525	3,384	4,908	5,848	7,164
Hoops and strips . . . "	267	179	162	338	57	9,623	7,019	9,944	18,430	2,211
Nails, screws, rivets, and washers . . . "	269	162	288	157	222	7,046	7,011	12,958	11,444	12,935
Sheets and plates (including galvanized and tinned plates) . . . "	2,681	1,183	2,462	3,399	1,746	53,061	31,828	90,314	164,405	62,232
Wire . . . "	193	201	155	590	182	6,416	7,500	5,389	27,229	8,725
Other manufactures of iron or steel . . . "	291	232	255	411	764	7,480	14,249	15,142	29,393	32,825
Total Iron or Steel . . . "	3,731	2,100	3,445	4,941	3,048	85,156	70,991	182,655	256,744	128,096
Steel—										
Bars and channel . . . "	511	506	607	704	487	13,942	17,934	20,140	33,691	16,390
Cast . . . "	188	177	362	537	131	16,465	17,418	27,749	51,027	12,852
Total Steel . . . "	699	683	969	1,331	618	30,407	35,352	47,889	84,618	29,242
Lead . . . cwts	48,625	106	102	292	1,061	79,015	212	195	840	2,698
Tin—										
Unwrought (blocks, ingots, bars and slabs) . . . "	2,498	2,815	5,198	4,524	2,719	23,067	32,411	69,312	70,327	43,568
Wrought (including plates or sheets not being tinned iron) . . . "	..	236	155	..	4	..	694	350	..	14
Total Tin . . . "	2,498	3,101	5,353	4,524	2,723	23,067	34,105	69,672	70,327	43,582
Zinc or Spelter—										
Wrought or manufactured . . . "	40,307	27,116	7,724	6,455	15,124	156,128	124,065	25,761	26,172	48,511

NOTE.—The sterling figures have been converted at the rate of £10=£1 for 1919-20 and 1920-21, and £15=£1 for earlier years

TRADE AT CHIEF PORT  
CALCUTTA

( 56 )

No. 12—continued  
IMPORTS—continued

GOVERNMENT STORES—continued

PRINCIPAL AND OTHER ARTICLES	QUANTITY					VALUE				
	1916-17	1917-18	1918-19	1919-20	1920-21	1916-17	1917-18	1918-19	1919-20	1920-21
BENGAL—continued										
CALCUTTA—continued										
Metals and Ores—continued										
Metals and ores, un- enumerated . . . cwts	18,621	1,377	7,005	132	936	58,549	12,809	64,027	1,513	4,308
Total value of Metals and Ores	—	—	—	—	—	765,133	718,788	973,025	806,342	551,961
Paper and Paste- board—										
Paper—										
Printing paper . . . cwts	2,504	832	952	1,295	356	3,933	3,420	4,047	8,119	1,951
Writing paper and envelopes . . . value	—	—	—	—	—	17,696	14,645	16,221	52,863	87,601
Other kinds of paper . . . cwts	4,202	2,372	4,578	2,656	3,455	7,222	13,378	18,827	34,372	18,473
Pasteboard, mill- board, and cardboard of all kinds . . . "	8,251	4,354	7,861	12,075	5,924	4,324	4,454	8,238	19,133	13,382
Total value of Paper, etc.	—	—	—	—	—	33,175	35,897	47,933	114,487	71,407
Printing and litho- graphing materials (excluding paper) . . . value	—	—	—	—	—	4,293	2,234	7,408	12,571	19,257
Railway plant and roll- ing-stock—										
Carriages and wagons and parts thereof . . . "	—	—	—	—	—	63,795	49,476	95,136	3,034,209	709,474
Locomotive engines and tenders and parts thereof . . . "	—	—	—	—	—	1,294	3,087	..	34,719	863,026
Materials for con- struction—										
Balls and fish- plates of steel or iron . . . cwts	..	..	..	201,940	221	..	..	..	250,024	3,900
Sleepers and keys of steel or iron . . . "	87	..	..	..	..	88	..	..	..	..
Other sorts . . . "	291	390	1,210	10,047	113	648	558	2,353	31,947	3,435
Total value of Railway plant, etc.	—	—	—	—	—	65,325	53,121	97,489	3,350,859	1,079,835
Ships, parts of (includ- ing launches and boats) . . . value										
Stationery (excluding paper) . . . "	—	—	—	—	—	1,211	7,469	2,152	1,470	2,252
Telegraphs, materials for construction of . . . "	—	—	—	—	—	39,690	31,682	27,366	131,235	1,42,008
Textiles—										
Cotton—										
Twist and yarn . . . lbs	..	..	9,690	..	..	..	..	2,573	..	..
Manufactures—										
Piece goods—										
Grey (un- bleached) . . . yards	11,837	10,507	45,000	..	..	151	785	402	..	..
White (bleached) . . . "	108,228	136,923	78,785	7,011	101,359	1,142	1,893	5,314	887	4,144
Coloured, printed, or dyed . . . "	2,478,238	3,503,375	390,584	237,347	223,046	93,077	156,556	24,733	37,020	20,942
Other sorts of manufactures (including handkerchiefs and shawls in the piece) . . . value	—	—	—	—	—	121,185	112,669	168,429	113,106	3,872
Total value of Cotton manufactures . . .	—	—	—	—	—	315,355	277,898	198,968	151,013	28,958

NOTE.—The sterling figures have been converted at the rate of R10=£1 for 1919-20 and 1920-21, and R15=£1 for earlier years

No. 12—continued

IMPORTS—concluded

## GOVERNMENT STORES—concluded

PRINCIPAL AND OTHER ARTICLES	QUANTITY					VALUE				
	1916-17	1917-18	1918-19	1919-20	1920-21	1916-17	1917-18	1918-19	1919-20	1920-21
BENGAL—continued						£	£	£	£	£
CALCUTTA—continued										
Textiles—continued										
Flax—										
Manufactures—										
Canvas . . . yds.	167,561	100,947	114,670	167,818	74,748	21,632	16,496	20,400	56,092	24,778
Piece goods . . . "	240,380	301,168	25,040	162	2,701	18,863	15,681	2,506	40	802
Other sorts (including bags and sacks) . . . value	—	—	—	—	—	23,117	22,065	27,575	3,509	3,452
Total value of Flax manufactures . . .	—	—	—	—	—	68,612	54,242	50,481	59,731	29,032
Wool—										
Manufactures—										
Hosiery . . . lbs	853,619	61,710	110,814	178,200	..	92,733	16,454	58,565	103,737	..
Piece goods . . . yards	589,392	2,511,508	2,056,634	460,024	30,630	86,335	396,605	1,026,845	241,512	18,660
Other sorts . . . lbs	21,625	12,304	9,320	2,109	3,094	2,238	1,908	2,238	1,447	1,629
Total value of Wool manufactures . . .	—	—	—	—	—	181,306	414,962	1,067,643	1,246,696	20,289
Total of Principal Stores value . . .	—	—	—	—	—	2,114,284	2,001,844	3,520,419	6,026,632	2,678,537
All other articles—										
Unmanufactured . . . "	—	—	—	—	—	171,095	375,175	339,394	134,006	230,069
Manufactured . . . "	—	—	—	—	—	77,476	279,068	1,556,985	818,077	228,997
GRAND TOTAL OF GOVERNMENT STORES . . .	—	—	—	—	—	2,362,855	2,656,107	5,415,798	6,481,021	3,137,803

## EXPORTS

## INDIAN MERCHANDISE

PRINCIPAL AND OTHER ARTICLES	QUANTITY					VALUE				
	1916-17	1917-18	1918-19	1919-20	1920-21	1916-17	1917-18	1918-19	1919-20	1920-21
BENGAL—						£	£	£	£	£
CALCUTTA—										
Animals, living—										
Cattle . . . no.	757	875	1,226	1,012	1,930	4,490	8,211	13,160	24,116	37,378
Horses . . . "	8	7	9	26	10	2,067	1,700	1,935	22,410	6,660
Sheep and goats . . . "	36,473	34,148	18,795	15,481	15,952	16,225	24,780	9,102	11,645	14,072
Other kinds . . . "	6,576	3,068	2,395	15,198	13,138	1,168	1,164	617	5,847	2,581
Total Animals, living . . .	48,814	37,598	22,425	31,677	30,730	23,945	39,855	24,812	64,218	60,631
Apparel (including drapery, uniforms, and accessories, but excluding hosiery and boots and shoes) . . . value	—	—	—	—	—	59,967	39,251	46,719	74,012	95,552
Boots and shoes . . . pairs	9,198	2,090	3,624	9,939	17,705	1,742	457	575	4,068	6,645
Bridles . . . cwts	1,469	708	2,074	1,191	3,045	43,108	32,247	90,433	74,104	148,543
Building and Engineering materials, other than of iron, steel or wood—										
Pipes of earthenware . . . "	10,665	9,479	91	1,162	7	1,645	1,663	24	405	6
Other kinds . . . value	—	—	—	—	—	646	966	1,332	1,391	1,021
Total Building and Engineering materials, other than of iron, steel, or wood . . .	—	—	—	—	—	2,491	3,629	1,357	1,796	1,026

NOTE.—The sterling figures have been converted at the rate of R10=£1 for 1919-20 and 1920-21, and R16=£1 for earlier years.



INDIAN MERCHANDISE—continued

PRINCIPAL AND OTHER ARTICLES	QUANTITY					VALUE				
	1916-17	1917-18	1918-19	1919-20	1920-21	1916-17	1917-18	1918-19	1919-20	1920-21
<b>BENGAL—contd.</b>										
<b>CALCUTTA—contd.</b>										
Chemicals and chemical preparations (excluding chemical manures and medicines)—										
Potassium compounds—										
Saltetre . . . cwt	327,998	326,648	393,449	339,221	305,831	432,730	430,812	507,668	487,002	546,055
Other sorts . . . "	..	15,781	16,555	24	420	..	61,833	100,536	344	600
Soda compounds—										
Borax . . . cwt	6,449	2,731	4,677	4,095	5,095	12,574	5,596	10,000	13,272	15,993
Other sorts of chemicals . . . value	—	—	—	—	—	21,704	18,853	14,212	33,546	39,378
Total chemicals and chemical preparations . . . "	—	—	—	—	—	467,017	530,894	632,416	534,164	602,026
Coal, coke, and patent fuel—										
Coal . . . tons	823,124	254,503	142,942	672,778	1,135,722	498,012	155,944	103,007	805,539	1,470,738
Coke . . . "	2,917	389	17	1,429	1,538	2,725	857	46	2,700	5,313
Patent fuel . . . "	..	..	..	..	..	..	..	..	1	..
Total Coal, coke, and patent fuel . . . "	826,041	254,892	142,959	674,207	1,137,260	500,737	156,801	103,053	808,240	1,476,051
Cordage and rope of vegetable fibre (excluding jute and cotton) . . . cwt	30,379	30,857	20,936	21,522	25,229	49,455	52,924	48,383	59,463	71,762
Drugs and Medicines (excluding chemicals and narcotics)										
Nux Vomica Strychnia . . . "	6,593	15,533	22,385	15,902	12,494	3,949	8,707	29,300	33,883	27,494
Other sorts . . . value	—	—	—	—	—	74,187	60,148	77,299	84,054	108,519
Total Drugs and medicines . . . "	—	—	—	—	—	78,136	68,855	107,099	117,937	136,013
Dyeing and Tanning Substances—										
Cutch and Gambier cwt	1,793	992	2,267	748	1,770	2,975	1,436	3,797	2,204	5,191
Indigo . . . "	13,614	18,519	18,040	15,739	3,961	664,199	632,053	494,996	725,203	202,646
Myrobalans . . . "	546,907	416,778	470,258	1,061,030	340,063	173,359	156,814	194,637	564,880	162,997
Myrobalan Extracts (d) . . . "	—	—	—	—	32,559	—	—	—	—	64,198
Safflower . . . "	4,123	3,856	3,491	4,730	3,304	7,330	7,661	8,526	19,470	6,593
Turmeric . . . "	12,557	3,750	3,089	3,082	2,902	11,258	4,649	6,018	7,082	4,493
Other (including lac-dye) . . . "	762	1,378	367	3,204	5,938	295	748	395	3,773	8,711
Total Dyeing and Tanning substances . . . "	579,756	445,273	497,512	1,089,433	390,647	859,416	808,366	708,369	1,322,612	461,829
Fodder, Bran, and Pollards (excluding oil-cake)—										
Bran and pollards tons	685	794	225	652	1,256	3,499	3,985	1,601	5,889	16,488
Other sorts . . . cwt	53,855	55,280	36,304	33,172	34,734	29,817	28,199	19,277	33,654	42,963
Total Fodder, Bran, and Pollards . . . value	—	—	—	—	—	30,316	32,184	20,878	39,543	59,451
Fruits and Vegetables—										
Fresh fruits and vegetables—										
Fresh fruits . . . "	—	—	—	—	—	160	73	..	8	..
Fresh Vegetables of all kinds . . . "	—	—	—	—	—	2,405	349	157	8,917	7,497
Fruits and vegetables: dried, salted or preserved, all sorts tons	1,419	1,174	1,337	2,410	71	20,634	15,539	25,797	53,174	39,566
Total Fruits and Vegetables . . . value	—	—	—	—	—	23,199	15,961	25,954	62,099	47,063

NOTE.—The sterling figures have been converted at the rate of R10=£1 for 1910-20 and 1920-21, and R15=£1 for earlier years.  
(\*) Separately recorded from April, 1920

No. 12—continued  
EXPORTS—continued

## INDIAN MERCHANDISE—continued

PRINCIPAL AND OTHER ARTICLES	QUANTITY					VALUE				
	1916-17	1917-18	1918-19	1919-20	1920-21	1916-17	1917-18	1918-19	1919-20	1920-21
BENGAL—contd.										
CALCUTTA—contd.										
Grain, Pulse, and Flour—						£	£	£	£	£
Barley . . . . . tons	1,478	97	43	121	107	9,210	813	558	2,120	1,736
Gram . . . . . "	330	647	274	2,856	8,338	2,520	4,993	2,532	56,802	64,460
Beans (a) . . . . . "	—	—	—	6,576	50	—	—	—	103,167	950
Lentils (a) . . . . . "	—	—	5,479	1,538	691	—	—	52,190	37,300	16,237
Maize . . . . . "	..	..	..	75	..	..	..	5	1,151	..
Oats . . . . . "	437	334	337	705	1,194	4,293	3,044	4,308	16,005	21,904
Pulse (b) . . . . . "	14,113	30,419	19,471	9,561	12,869	136,632	270,261	173,631	219,967	305,243
Rice in the husk . . . . . "	11	5	82	..	..	89	28	555	8	..
Rice, not in the husk . . . . . "	64,065	71,344	152,778	47,358	10,496	742,165	712,705	1,621,333	1,064,817	810,631
Wheat . . . . . "	7,904	126,410	25,362	665	633	69,831	1,092,511	245,251	15,150	14,335
Wheat flour . . . . . "	7,567	20,647	2,625	3,240	7,257	93,209	280,079	39,557	88,737	192,289
Other sorts . . . . . "	10	..	2	..	18	89	..	13	..	803
Total Grain, Pulse, and Flour	95,015	249,908	208,454	72,795	36,701	1,058,137	2,364,434	2,139,682	1,599,719	927,079
Hardware and Cutlery (including plated ware) value	—	—	—	—	—	6,237	2,183	3,326	7,027	18,838
Hides and Skins, Raw—										
Hides, Raw—										
Buffalo hides { tons	10,543	2,536	4,254	7,959	1,774	1,090,445	238,305	98,843	888,884	159,659
{ =no.	=1,223,112	=325,129	=157,353	=908,860	=232,087					
Cow " { tons	16,445	12,084	8,120	26,169	10,160	1,842,173	1,073,968	649,935	4,378,068	1,222,160
{ =no.	=3,972,541	=2,952,789	=2,210,998	=6,346,123	=2,639,351					
Calf skins { tons	984	624	376	596	—	108,264	65,081	34,584	99,441	—
{ =no.	=719,663	=537,896	=301,378	=474,839	—					
Buffalo Calf skins { tons	—	—	—	—	208	—	—	—	—	15,393
{ =no.	—	—	—	—	=128,977					
Cow Calf skins { tons	—	—	—	—	176	—	—	—	—	19,709
{ =no.	—	—	—	—	=95,932					
Total Hides, Raw { tons	27,972	15,294	9,750	34,424	12,316	3,040,882	1,377,374	778,362	5,857,393	1,416,921
{ =no.	=5,915,316	=3,815,814	=2,670,229	=7,729,880	=3,006,397					
Skins, Raw—										
Goat skins { tons	7,219	7,255	8,556	14,411	3,580	1,478,815	1,170,471	1,763,111	5,023,630	1,322,929
{ =no.	=11,343,496	=9,781,259	=12,318,516	=19,517,500	=5,583,269					
Sheep skins { tons	106	239	607	633	91	13,127	24,008	73,452	153,399	12,723
{ =no.	=124,833	=356,614	=987,409	=933,303	=112,477					
Other skins { tons	..	20	6	12	8	..	2,980	3,811	12,292	6,876
{ =no.	..	=122,240	=22,599	=40,934	=28,687					
Total Skins, Raw { tons	7,327	7,515	9,469	15,061	3,679	1,491,942	1,197,459	1,880,374	5,188,521	1,344,027
{ =no.	=11,478,334	=10,290,113	=13,328,324	=20,541,737	=5,724,432					
Cuttings of hides and skins (raw) tons	379	247	410	1,706	819	4,795	3,499	2,556	25,431	6,791
Total Hides and Skins, raw { tons	35,678	23,066	19,629	51,161	16,816	4,537,619	2,578,332	2,611,392	13,571,345	2,769,709
{ =no.	=17,393,650	=14,105,927	=15,999,063	=28,271,617	=8,320,829					
Horns, tips and pieces of horn, and harnessal cwts	6,343	8,087	11,012	28,712	9,533	11,089	17,633	13,240	70,539	1,679

(a) Separately recorded from April, 1918 (b) Includes "Pans, Lenth" prior to April, 1918 \*Rs. 5=6s 8d.  
NOTE.—The sterling figures have been converted at the rate of £10=£1 in 1919-20 and 1920-21, and £15=£1 for earlier years

TRADE AT CHIEF PORT  
CALCUTTA

( 60 )

No. 12—continued  
EXPORTS—continued

INDIAN MERCHANDISE—continued

PRINCIPAL AND OTHER ARTICLES	QUANTITY					VALUE				
	1916-17	1917-18	1918-19	1919-20	1920-21	1916-17	1917-18	1918-19	1919-20	1920-21
<b>BENGAL—continued</b>										
<b>CALCUTTA—continued</b>										
Instruments, Apparatus, and Appliances, and parts thereof—										
Musical . . . value	—	—	—	—	—	11,078	4,021	4,679	7,766	12,480
Other kinds . . .	—	—	—	—	—	21	8	120	1,237	824
Total of Instruments, apparatus, and appliances, and parts thereof	—	—	—	—	—	11,099	4,029	4,999	9,003	13,304
Jewellery (excluding imitation jewellery, and Precious stones and pearls, unset), also plate of gold and silver—										
Jewellery . . .	—	—	—	—	—	915	128	185	2,353	1,880
Lac—										
Button . . . cwts	3,072	2,750	3,520	13,539	10,918	12,866	28,282	37,533	261,067	322,056
Seed . . . "	27,789	6,958	5,570	1,615	488	111,989	50,567	44,310	20,502	18,052
Shell . . . "	324,151	287,164	215,818	337,717	280,199	1,699,601	2,372,716	1,802,688	6,832,727	7,162,402
Stick . . . "	7,459	1,504	4	1,483	623	23,456	7,550	27	9,278	8,340
Other kinds (excluding lac-dye) . . .	18,230	21,523	6,569	19,122	16,434	17,857	37,810	12,486	85,483	71,603
Total of Lac . . .	380,701	319,008	231,481	573,476	308,662	1,865,769	2,406,034	1,897,342	7,221,057	7,577,443
Leather—										
Hides, tanned or dressed { tons	4	2	3	604	50	1,513	1,104	919	172,978	19,762
= no.	=3,466	=2,532	=1,897	=163,131	=14,373					
Skins, tanned or dressed { tons	1	..	14	58	4	155	152	8,215	27,369	4,785
= no.	=548	=2,529	=56,208	=185,562	=27,405					
Total Hides and Skins, tanned or dressed { tons	5	2	16	662	54	1,668	1,256	9,134	200,347	24,550
= no.	=4,014	=5,061	=56,105	=348,693	=41,778					
Unwrought . . . tons	14	4	13	166	94	6,084	2,152	1,907	58,771	31,659
Manufactures of (excluding boots and shoes)—										
Saddlery and harness . . . value	—	—	—	—	—	156	208	5	420	367
Other sorts . . . "	—	—	—	—	—	277	101	3	448	195
Total of Leather . . .	—	—	—	—	—	8,185	3,777	11,139	250,986	56,771
Machinery and Millwork . . .	—	—	—	—	—	—	—	9,956	1,248	..
Manures—										
Bones . . . tons	20,530	13,495	7,185	42,906	38,815	103,119	66,995	34,284	427,551	446,349
Fish Manures and Guano . . .	..	403	..	..	..	..	3,882	..	..	..
Sulphate of Ammonia . . . "	1,964	3,643	4,548	6,786	1,881	38,489	70,737	105,358	137,702	71,976
Other kinds . . . "	1,224	310	2,167	906	792	14,134	4,220	41,448	20,360	16,937
Total Manures . . .	23,718	17,851	13,000	50,692	41,488	155,792	154,899	181,000	585,613	535,262

NOTE.—The sterling figures have been converted at the rate of R10=£1 in 1919-20 and 1920-21, and R15=£1 for earlier years

No. 12—continued  
EXPORTS—continued

## INDIAN MERCHANDISE—continued

PRINCIPAL AND OTHER ARTICLES	QUANTITY					VALUE				
	1916-17	1917-18	1918-19	1919-20	1920-21	1916-17	1917-18	1918-19	1919-20	1920-21
<b>BENGAL—continued</b>						£	£	£	£	£
<b>CALCUTTA—continued</b>										
<b>Metals and ores—</b>										
Brass, Bronze, and similar alloys—										
Unwrought . cwts	928	..	..	2	..	4,685	..	..	14	..
Wrought . "	1,260	42	1,181	2,372	1,065	7,083	390	15,884	38,608	10,578
<b>Total Brass, Bronze, and similar alloys</b> ..	2,188	42	1,181	2,374	1,065	11,768	390	15,884	38,622	10,578
Chromite chrome iron ore) . tons	..	..	3,204	..	500	..	..	6,080	..	1,750
<b>Copper—</b>										
Unwrought . cwts	..	..	..	..	2	..	..	..	..	13
Wrought (sheets and other manufactures) . "	1,315	239	1	390	552	6,476	1,007	6	6,421	7,641
<b>Total copper</b> ..	1,315	239	1	390	554	6,476	1,007	6	6,421	7,654
Ferro manganese . tons	..	..	10,878	506	3,878	..	..	272,045	25,128	70,058
<b>Iron or steel—</b>										
Ore . "	1,009	..	..	..	..	5,710	..	..	..	..
Pig . "	102,349	49,744	9,598	41,749	48,358	355,490	200,287	70,407	435,472	563,717
<b>Manufactures—</b>										
Old, for re-manufacture . "	5,944	2,200	250	..	775	9,004	4,040	250	..	2,904
Others . "	370	80	200	85	108	5,751	2,975	3,762	3,505	3,515
<b>Total iron or steel</b> ..	100,572	62,083	10,048	41,834	49,239	377,564	204,152	74,509	438,077	570,220
Manganese ore . "	233,337	178,323	204,935	127,804	375,582	372,129	273,209	283,205	251,123	939,185
Metals, unenumerated . cwts	1,305	102	1,200	1,002	46	4,863	1,402	2,419	2,846	644
Ores, unenumerated . tons	1,023	1,317	1,804	203	33	23,563	23,255	49,449	23,940	529
<b>Total of Metals and Ores</b> value	—	—	—	—	—	796,363	512,505	704,306	786,057	1,510,487
Mica . cwts	52,890	55,946	46,445	50,226	62,257	297,579	521,583	532,359	783,011	905,025
<b>Oils—</b>										
Animal . gals.	5	10,127	..	..	3,144	1	1,339	..	..	159
Essential—										
Sandalwood oil . "	..	..	2,188	1,446	461	..	..	82,956	24,777	9,920
Other sorts . "	793	1,052	747	546	781	1,032	8,636	1,906	1,617	3,814
Mineral . "	144	875	3,611	6,101	3,383	129	11	463	1,841	782
Vegetable, non-essential—										
Castor . "	598,283	881,502	645,818	221,948	270,228	64,023	106,573	111,922	71,704	66,288
Coconut . "	23,748	479,938	2,469,938	983,256	10,984	3,732	65,313	366,704	324,251	4,042
Groundnut . "	19,278	121,782	111,584	78,512	27,275	2,373	15,395	17,665	27,462	7,877
Linseed . "	176,207	555,684	1,231,665	297,623	88,077	32,515	125,735	318,538	137,533	46,600
Mustard or rape . "	545,439	477,298	246,625	342,740	380,873	63,321	57,822	48,099	110,089	109,829
Sesamum . "	..	24,333	..	109	64	..	3,806	..	85	25
Other sorts . "	7,663	..	4	3,386	2,923	873	..	8	550	5,231
<b>Total Oils</b> ..	1,371,545	2,493,586	4,711,248	1,934,847	788,312	167,999	385,031	894,238	699,010	264,676
<b>Oilcakes—</b>										
Coconut cake . tons	..	..	1,099	3,426	..	..	..	5,424	43,028	2
Groundnut cake . "	..	13,579	7,848	869	180	..	61,659	37,172	11,645	1,436
Linseed, rape, and sesamum cake . "	26,454	8,343	2,745	25,102	14,083	112,070	30,842	19,876	207,505	137,740
Others . "	648	3,012	1,901	1,467	899	3,415	15,596	11,676	14,937	730
<b>Total Oilcakes</b> ..	27,402	24,934	13,588	31,124	15,162	115,485	108,397	78,048	377,205	166,908

NOTE.—The sterling figures have been converted at the rate of £10 = ₹1 for 1919-20 and 1920-21, and £15 = ₹1 for earlier years.

TRADE AT CHIEF PORT  
CALCUTTA

( 62 )

No. 12—*continued*  
EXPORTS—*continued*

INDIAN MERCHANDISE—*continued*

PRINCIPAL AND OTHER ARTICLES	QUANTITY					VALUE				
	1916-17	1917-18	1918-19	1919-20	1920-21	1916-17	1917-18	1918-19	1919-20	1920-21
<b>BENGAL—<i>continued</i></b>										
<b>CALCUTTA—<i>continued</i></b>										
Opium . . . . .	8,710 =12,765	8,408 =12,328	10,467 =15,351	6,247 =9,170	7,659 =11,248	1,397,680	1,605,156	2,086,050	1,060,262	2,525,668
Paints and painters' materials—										
Paints and colours . . . cwt	7,822	1,566	1,400	1,705	1,810	14,008	3,247	2,331	4,728	2,917
Painters' materials value	—	—	—	—	—	1,693	32	626	..	167
Total Paints and Painters' materials	—	—	—	—	—	16,601	3,279	3,957	4,728	3,084
Paper and pasteboard—										
Printing paper . . . cwt	8,944	4,981	2,842	4,001	106	14,126	18,919	8,892	17,207	443
Other kinds of paper . . .	159	486	848	39	145	281	1,307	1,986	390	129
Pasteboard, millboard, and cardboard of all kinds . . .	150	261	43	..	17	558	925	267	..	128
Total of Paper and Pasteboard	9,253	5,728	3,733	4,130	268	14,965	16,151	10,945	17,597	700
Paraffin wax . . . tons	1,259	792	1,167	1,108	891	27,664	29,126	43,164	44,074	19,637
Perfumery (not being perfumed spirits)—										
Musk . . . . . cwt	29	..	..	..	..	86	..	2	2	..
Other sorts . . . value	—	—	—	—	—	2,385	11,925	1,863	3,782	5,139
Total of Perfumery	—	—	—	—	—	2,471	11,925	1,865	3,784	5,138
Provisions and Oilman's stores—										
Ghi . . . . . cwt	28,911	25,864	19,611	14,800	13,578	135,477	138,953	122,947	169,968	170,561
Pickles, Chutnies, and condiments . . .	3,545	2,542	3,234	5,387	8,564	10,754	11,481	13,007	27,451	54,314
Other sorts of provisions	2,255	3,627	1,913	1,579	2,474	2,406	3,577	3,962	5,914	6,694
Total Provisions and oilman's stores	34,711	31,033	24,758	21,766	24,616	148,637	154,011	139,916	203,333	231,569
Rubber—										
Raw . . . . . lbs	4,704	4,592	4,115	3,472	6,496	329	416	383	712	1,806
Manufactures . . . value	—	—	—	—	—	1	..	..	101	5
Total Rubber	—	—	—	—	—	330	416	383	813	1,811
Seeds—										
Oil-seeds—										
Essential—										
Aniseed . . . . . tons	186	74	182	96	81	2,849	914	2,297	2,424	2,584
Coriander . . . . .	1,822	2,174	1,908	2,319	2,110	27,810	22,906	18,845	50,207	42,387
Gummin (other than black) . . .	120	59	114	139	100	7,990	8,435	6,559	9,601	7,421
Gummin, black . . . . .	96	165	110	164	149	2,597	4,908	3,076	8,314	7,593
Other sorts . . . . .	79	289	184	95	94	1,316	3,322	3,723	2,813	2,601
Total Essential	2,259	2,711	2,498	2,813	2,534	42,562	35,575	34,500	78,359	62,566
Non-essential—										
Castor . . . . .	4,765	2,618	4,516	1,029	1,933	54,452	29,154	82,996	30,647	27,836
Cotton . . . . .	..	..	..	2,663	365	..	..	..	34,016	2,785
Groundnuts . . . . .	..	7,779	2,467	3,824	41	..	80,717	27,502	110,737	723
Linseed . . . . .	100,790	28,635	125,275	135,160	105,102	1,073,959	289,019	1,859,392	5,564,622	3,367,072
Mowa or mowra . . . . .	..	..	..	256	..	..	2	2	6,978	2
Mustard . . . . .	..	..	..	325	128	..	..	..	12,101	3,422
Niger . . . . .	24	5	14	..	..	513	50	220	3	..
Poppy . . . . .	30	40	780	2,533	434	453	462	13,594	168,071	17,429
Rape . . . . .	3,443	15,853	9,327	2,898	3,628	32,324	171,425	109,207	113,339	97,807
Sesamum (til or jinilli) . . .	29	858	99	1,215	376	179	12,719	1,424	49,076	13,056
Tea . . . . .	130	113	62	43	43	27,454	25,687	14,324	14,575	16,125
Other sorts . . . . .	108	103	68	1	..	1,506	1,203	892	71	12
Total non-essential	100,295	66,004	142,603	150,952	111,150	1,190,840	610,438	2,109,562	6,104,281	3,546,272

NOTE.—The sterling figures have been converted at the rate of R10=£1 for 1919-20 and 1920-21, and R15=£1 for earlier years

No. 12—continued  
EXPORTS—continued.

## INDIAN MERCHANDISE—continued

PRINCIPAL AND OTHER ARTICLES	QUANTITY					VALUE				
	1916-17	1917-18	1918-19	1919-20	1920-21	1916-17	1917-18	1918-19	1919-20	1920-21
<b>BENGAL—continued</b>						£	£	£	£	£
<b>CALCUTTA—continued</b>										
<b>SEEDS—continued.</b>										
Other than oil-seeds . . . tons	814	32	10	15	18	3,450	523	428	1,059	1,018
Total Seeds . . . "	111,868	68,747	145,111	153,780	113,702	1,236,852	646,536	2,144,490	6,178,699	3,609,866
Soap . . . cwts	..	..	..	..	966	..	..	..	..	5,000
Specimens illustrative of natural science . . . value	—	—	—	—	—	1,072	1,223	710	10,850	6,218
<b>Spices—</b>										
Cardamom . . . cwts	..	..	405	1,342	36	..	..	4,351	31,871	542
Chillies . . . "	17,984	19,885	2,742	58,494	81,318	18,659	21,840	4,000	167,804	158,863
Ginger . . . "	786	512	1,847	192	442	1,339	759	5,380	720	1,237
Pepper . . . "	587	6,401	6,499	8,174	592	2,181	21,735	28,168	51,040	3,148
Other sorts . . . "	1,561	1,471	593	557	636	2,928	3,526	2,631	1,668	1,922
Total Spices . . . "	20,918	28,269	12,176	69,059	93,024	25,107	47,860	44,530	273,103	165,711
<b>Sugar—</b>										
16 Dutch standard and above . . . tons	440	7	191	602	1,948	9,993	175	6,132	42,867	170,855
15 Dutch standard and below . . . "	2	2	3	849	841	19	22	40	21,908	44,325
Confectionery . . . "	..	..	..	..	..	..	..	..	2	16
Total Sugar . . . "	442	9	194	1,451	2,789	10,012	197	6,178	64,777	215,195
Tallow and Stearine . . . cwts	..	3,492	3,544	6,125	4,420	..	10,014	10,858	32,941	25,668
<b>Tea—</b>										
Black . . . lbs	201,692,633	279,233,124	224,935,398	269,077,088	184,360,616	7,771,176	8,768,908	7,268,494	14,244,813	7,317,130
Green . . . "	104,051	4,258	50,482	500	228,111	3,928	195	2,631	59	4,587
Total Tea . . . "	201,796,684	279,237,382	225,058,880	269,038,488	184,698,727	7,775,104	8,769,103	7,901,125	14,244,893	7,321,717
Tea waste, for the manufacture of Caffeine . . . "	3,449,492	7,116,498	1,641,320	7,789,445	6,445,940	30,613	106,826	26,368	146,032	116,489
<b>Textiles—</b>										
<b>Cotton—</b>										
Raw . . . tons	12,832	7,389	4,647	2,377	12,993	681,709	543,639	471,675	332,604	1,559,753
Waste . . . cwts	..	..	..	1,059	..	..	..	..	1,892	..
Kapok . . . "	6,089	2,859	1,850	21,732	6,496	11,321	9,516	4,565	131,229	85,436
<b>Twist and yarn—</b>										
Mule and waver, Nos. 1 to 10 . . . lbs	311,781	1,004,601	401,050	1,219,172	1,053,997	8,272	39,450	27,088	129,014	124,979
Nos. 11 to 20 . . . "	894,901	2,552,000	158,800	6,402,788	1,458,501	25,625	129,585	11,297	858,626	227,873
Nos. 21 to 30 . . . "	71,635	7,541	174,800	312,747	250,546	2,521	251	17,257	51,658	47,425
Nos. 31 to 40 . . . "	..	120,000	8,400	79,600	15,600	..	12,920	577	15,105	3,249
Above No. 40 . . . "	..	..	12,400	..	..	..	..	1,287	..	..
Orange, red, and other colours, Nos. 1 to 20 . . . "	..	..	400	11,400	2,000	..	..	69	2,223	412
.. Nos. 21—40 . . . "	..	..	..	17,600	46,000	..	..	..	3,316	12,668
Unspecified descriptions of Twist and Yarn . . . "	..	..	112	..	12,000	..	..	29	..	3,348
Total Twist and Yarn . . . "	1,278,317	3,684,142	755,762	8,043,307	2,833,644	36,418	182,156	59,130	1,059,997	419,074

NOTE.—The sterling figures have been converted at the rate of £10=£11 for 1919-20 and 1920-21, and £15=£1 for earlier years.

INDIAN MERCHANDISE—continued

PRINCIPAL AND OTHER ARTICLES	QUANTITY					VALUE				
	1916-17	1917-18	1918-19	1919-20	1920-21	1916-17	1917-18	1918-19	1919-20	1920-21
<b>BENGAL—continued</b>						£	£	£	£	£
<b>CALCUTTA—continued</b>										
Textiles—continued										
Cotton—continued										
Manufactures—										
Handkerchiefs and shawls in the piece	no.	..	..	..	255,610	..	..	..	..	6,162
Piece goods—										
Grey (unbleached)	yards	51,434	165,346	2,512	134,150	123,611	1,038	3,277	114	6,644
White (bleached)	"	48,411	20,451	4,534	58,519	63,306	2,008	777	357	3,309
Coloured, printed, or dyed	"	77,220	275,210	96,787	63,583	152,708	2,118	10,915	5,167	3,492
Other sorts of manufactures	value	—	—	—	—	—	5,839	9,903	5,498	4,517
Total Cotton manufactures (including twist and yarn)	"	—	—	—	—	—	47,421	207,088	60,264	1,077,959
Total Cotton, raw and manufactures	"	—	—	—	—	—	740,451	760,245	545,504	4,539,116
Flax—										
Raw	lbs	15,000	..	..	..	23,968	100	..	..	3,666
Manufactured	value	—	—	—	—	—	2,015	801	7,323	2,655
Haberdashery and millinery	"	—	—	—	—	—	473	1,556	663	..
Hemp (chiefly Sans)—										
Raw	owts	341,197	136,735	267,816	494,354	208,739	404,740	166,709	377,852	1,068,303
Manufactures (excluding cordage)	value	—	—	—	—	—	..	245	..	5
Total of Hemp, raw and manufactures	"	—	—	—	—	—	404,740	166,954	377,852	1,068,308
Jute—										
Raw	tons	512,218	271,250	375,856	548,052	461,568	10,139,116	4,163,151	7,896,565	22,689,155
Twist and yarn	lbs	3,376,166	3,825,133	5,114,752	3,606,154	10,178,795	51,959	3,832	134,550	120,126
Manufactures—										
Canvas	yards	..	70,406	264,056	19,119	5,003	..	3,809	18,156	1,480
Gunny bags—										
Sacking gunny bags	no.	331,782,661	284,092,370	234,989,075	253,684,352	395,074,046	8,737,756	8,681,512	10,837,720	15,247,530
	tons	384,970	299,145	306,301	271,053	402,606	..	..	..	..
Hessian gunny bags	no.	470,130,077	471,521,775	295,957,350	89,244,314	136,377,530	5,411,382	4,211,808	3,672,853	3,161,055
	tons	126,851	104,887	74,109	36,978	62,952	..	..	..	..
Total Gunny bags	no.	801,912,738	755,614,145	530,946,425	339,928,666	531,051,576	14,149,138	12,893,410	14,810,573	18,408,585
	tons	461,821	404,032	380,470	308,031	465,558	..	..	..	..
Gunny cloth—										
Sacking gunny cloth	yards	41,534,968	19,339,477	28,085,658	41,979,700	34,716,600	504,999	251,999	439,747	1,252,267
	tons	17,325	8,682	11,720	18,310	15,295	..	..	..	..
Hessian gunny cloth	yards	1,186,868,326	1,176,421,226	1,074,448,010	1,232,864,595	1,317,438,894	12,861,978	15,121,666	19,341,646	20,884,439
	tons	300,615	298,213	278,087	317,277	341,725	..	..	..	..
Total Gunny cloth	yards	1,228,403,294	1,195,860,703	1,102,533,668	1,274,844,295	1,352,155,494	13,366,977	15,373,665	19,781,393	21,136,706
	tons	317,940	306,895	289,807	335,587	357,020	..	..	..	..
Rope and twine	owts	72,991	66,731	87,750	51,887	62,899	96,271	121,307	250,328	155,094
Other kinds	"	446	336	677	291	1,984	680	254	487	812
Total of Jute manufactures (including twist and yarn)	value	—	—	—	—	—	27,064,925	28,457,176	34,995,467	40,822,809
Total of Jute, raw and manufactures	"	—	—	—	—	—	37,064,041	32,620,327	42,892,032	72,511,964
Silk—										
Raw—										
Mulberry silk (excluding tasar and other wild silk)—										
Raw	lbs	79,467	44,303	53,024	21,494	16,418	54,558	35,109	56,857	30,701
Chasam or waste	"	311,620	243,210	173,288	322,032	215,776	23,415	21,681	14,240	34,058
Cocoons	"	7,750	14,101	3,750	12,500	20,074	620	1,325	455	1,953
Total Mulberry	"	389,843	301,614	230,057	356,026	252,268	78,593	58,115	71,561	66,712
Wild silk, tasar, munga, oris, and others—										
Chasam or waste	"	2,352	..	2,000	30,212	31,600	120	..	67	5,570
Cocoons	"	73,800	85,873	49,500	44,000	62,502	3,788	8,086	3,775	6,600
Total Wild	"	76,152	85,873	51,500	89,212	94,102	3,908	8,066	3,842	12,170
Total Silk, raw	"	466,005	387,487	281,557	440,138	346,370	82,501	66,201	75,403	78,882

Note.—The sterling figures have been converted at the rate of R10=£1 for 1919-20 and 1920-21, and R15=£1 for earlier years

No. 12—continued  
EXPORTS—continued

## INDIAN MERCHANDISE—concluded

PRINCIPAL AND OTHER ARTICLES	QUANTITY					VALUE				
	1916-17	1917-18	1918-19	1919-20	1920-21	1916-17	1917-18	1918-19	1919-20	1920-21
<b>BENGAL—continued</b>						£	£	£	£	£
<b>CALCUTTA—continued</b>										
<b>TEXTILES—continued</b>										
<b>Silk—continued</b>										
Manufactures—										
Goods of silk mixed with other materials yards	5,915	16,287	46,089	9,195	11,873	264	1,128	3,244	1,060	2,445
Piece goods "	87,718	29,272	14,337	109,444	149,982	6,219	2,481	1,861	17,315	25,176
Total of silk manufactures value	—	—	—	—	—	6,483	3,607	4,605	18,375	27,621
Total of Silk, raw and manufactures "	—	—	—	—	—	68,984	69,808	50,008	97,257	114,290
<b>Wool—</b>										
Raw lbs	274,640	2,200	224	451,800	42,525	17,397	147	80	25,065	1,678
Manufactures—										
Carpets and rugs "	789,492	471,936	637,627	1,448,439	1,451,234	76,731	45,068	74,112	370,219	416,114
Piece goods yards	5,952	..	..	10,237	15	959	..	..	830	5
Shawls no.	1,388	202	..	31	2,072	599	150	..	260	1,000
Other sorts lbs	17,132	552	23	153,702	17,452	2,314	146	4	6,034	2,479
Total of Woollen manufactures value	—	—	—	—	—	80,803	45,359	74,116	377,343	419,228
Total of Wool and woollens "	—	—	—	—	—	98,000	45,508	74,176	407,008	420,966
<b>Tobacco—</b>										
Unmanufactured lbs	15,201,272	3,151,356	4,825,657	10,882,572	1,434,300	111,316	39,327	182,257	162,663	25,938
Manufactured "	226,978	168,144	151,182	529,316	181,399	2,779	1,940	1,881	9,981	6,079
Total Tobacco "	15,428,250	3,319,500	4,976,839	11,410,888	1,615,699	114,095	41,267	184,138	172,643	32,017
<b>Toys and requisites for games and sports, including fishing tackle (other than fire-arms) value</b>	—	—	—	—	—	490	882	1,515	5,308	5,671
<b>Wax of all kinds, other than paraffin wax (excluding candles) cwts</b>	5,143	3,647	3,730	2,544	3,699	30,202	25,766	27,754	23,744	30,091
<b>Wood and Timber—</b>										
<b>Timber, other than railway sleepers—</b>										
Teakwood cubic tons	23	108	155	484	473	268	1,741	2,817	12,322	19,255
Other timber "	248	4	19	40	311	2,153	18	280	748	3,983
<b>Wood—</b>										
Firwood tons	1	..	..	..	..	19	..	..	..	..
<b>Ornamental—</b>										
Ebony value	—	—	—	—	—	1	..	..	..	..
Sandal "	—	—	—	—	—	1,816	979	842	1,484	201
Other kinds "	—	—	—	—	—	7	..	..	..	..
<b>Manufactures of wood, other than furniture and cabinet-ware "</b>	—	—	—	—	—	833	426	518	4,255	3,812
Total of Wood and Timber "	—	—	—	—	—	5,090	3,166	4,657	18,809	27,280
<b>Articles (not specified) exported by post "</b>	—	—	—	—	—	143,386	177,392	236,748	628,996	1,040,420
<b>All other articles of merchandise—</b>										
Unmanufacture "	—	—	—	—	—	36,907	16,479	20,627	51,160	49,613
Manufacture "	—	—	—	—	—	16,529	13,369	22,795	44,984	35,240
<b>GRAND TOTAL (EXCLUSIVE OF GOVERNMENT STORES) "</b>	—	—	—	—	—	61,518,553	56,258,176	67,769,822	121,876,950	105,300,327

NOTE.—The sterling figures have been converted at the rate of R 10=£1 for 1919-20 and 1920-21, and R 15=£1 for earlier years



GOVERNMENT STORES

PRINCIPAL AND OTHER ARTICLES	QUANTITY					VALUE				
	1916-17	1917-18	1918-19	1919-20	1920-21	1916-17	1917-18	1918-19	1919-20	1920-21
BENGAL—continued										
CALCUTTA—continued										
Apparel (including drapery, uniforms, accoutrements, but excluding hosiery) . . . value	—	—	—	—	—	1,022	500	4,051	6,516	2,666
Boots and shoes . . . pairs	8,462	1,865	3,728	8,421	1,542	575	555	1,582	3,391	1,234
Drugs, Medicines, and Narcotics . . . value	—	—	—	—	—	548,840	584	372	1,259	535
Hides and skins, raw										
Cow hides . . . } tons	—	3,653	—	—	—	—	—	—	—	—
" . . . } no.	—	657,654	—	—	—	—	258,129	—	—	—
Leather—unwrought . . . tons	—	—	—	—	253	—	—	—	—	91,575
Metals and Ores—										
Brass, Bronze, and similar alloys—										
Wrought . . . cwt	2,323	3,906	—	344	—	10,294	33,218	—	5,250	—
Copper—										
Wrought . . . "	831	183	—	2,998	843	4,217	1,333	—	20,689	8,430
Metals and Ores, un- enumerated . . . "	2,346	—	—	—	—	12,914	—	—	—	15
Opium . . . } chest	—	5,194	4,411	4,212	3,165	—	392,533	589,933	882,300	933,000
" . . . } =cwt	—	7,598	6,471	6,178	3,570	—	—	—	—	—
All other articles—										
Unmanufactured . . . value	—	—	—	—	—	6,125	624	11,287	84,271	22,263
Manufactured . . . "	—	—	—	—	—	11,058	6,851	17,885	12,409	7,363
GRAND TOTAL	—	—	—	—	—	597,640	996,327	616,060	1,014,985	1,073,981

FOREIGN MERCHANDISE

PRINCIPAL AND OTHER ARTICLES	QUANTITY					VALUE				
	1916-17	1917-18	1918-19	1919-20	1920-21	1916-17	1917-18	1918-19	1919-20	1920-21
Apparel (including drapery, uniforms, accoutrements, but excluding hosiery and boots and shoes) . . . value	—	—	—	—	—	3,826	4,210	1,532	5,404	155,813
Carriages and carts (excluding railway carriages), and parts thereof . . . "	—	—	—	—	—	4,823	1,017	806	2,386	4,980
Chemicals and chemical preparations . . . "	—	—	—	—	—	10,832	7,493	5,670	18,910	1,698
Coral . . . lbs	682	882	—	576	896	807	340	—	570	180
Drugs and Medicines (excluding chemicals and narcotics) . . . value	—	—	—	—	—	3,104	5,718	4,918	9,320	8,624
Grain, Pulse, and flour—										
Wheat . . . tons	—	—	3,972	—	—	—	—	47,948	—	—
Other sorts . . . "	—	—	1	—	—	—	—	6	—	—
Gums and Resins . . . cwt	—	—	8,251	12	13	—	—	31,833	40	16
Hardware (excluding cutlery and electro-plated ware) . . . value	—	—	—	—	—	11,873	16,638	28,137	38,647	40,109
Hides and Skins, raw—										
Hides, raw . . . } tons	—	150	—	—	—	—	—	—	—	—
" . . . } =no.	—	28,100	—	—	—	—	18,733	—	—	—
Skins, raw . . . } tons	—	96	288	—	30	—	—	—	—	—
" . . . } =no.	—	172,761	555,292	—	117,169	—	21,987	54,873	—	27,004
Instruments, Apparatus, and Appliances, and parts thereof—										
Electrical . . . value	—	—	—	—	—	4,840	1,375	2,246	6,272	5,083
Musical—										
Talking machines and accessories . . . "	—	—	—	—	—	4,442	11,223	6,378	8,795	6,848
Other sorts . . . "	—	—	—	—	—	435	760	179	665	1,107
Other kinds . . . "	—	—	—	—	—	1,015	1,152	903	1,604	3,151
Total of Instruments, Apparatus, and Appliances . . . "	—	—	—	—	—	10,732	14,510	9,596	17,336	16,187
Jewellery (excluding imitation jewellery and precious stones and pearls, unset), also plate of gold and silver . . . "	—	—	—	—	—	2,421	455	623	3,497	11,373
Machinery and millwork . . . "	—	—	—	—	—	26,723	7,383	5,759	64,493	9,763

NOTE.—The sterling figures have been converted at the rate of £10=₹1 for 1919-20 and 1920-21, and £15=₹1 for earlier years.

No. 12—continued  
EXPORTS—continued

## FOREIGN MERCHANDISE—continued

PRINCIPAL AND OTHER ARTICLES	QUANTITY					VALUE					
	1916-17	1917-18	1918-19	1919-20	1920-21	1916-17	1917-18	1918-19	1919-20	1920-21	
BENGAL—continued											
CALCUTTA—continued											
Metals and Ores—											
Brass, Bronze, and similar alloys—											
Wrought	cwts	1,607	60	15	123	147	5,960	133	264	2,212	2,181
Copper—											
Unwrought—											
Tiles, ingots, cakes, bricks, and slabs.	"	6,050	20	..	..	7,004	36,713	133	..	..	60,378
Other sorts	"	2,344	..	..	..	5	16,869	..	..	..	43
Wrought	"	521	1	230	7	47	2,514	19	2,067	97	433
Iron or steel—											
Old, for re-manufacture											
tons		2,630	1	5	5	15	4,777	67	443	885	69
Other sorts	"	1,435	274	285	790	975	30,139	7,359	8,933	42,571	42,411
Lead—											
Wrought, all sorts	cwts	811	20	531	..	208	1,334	87	1,039	..	738
Metals, unenumerated	"	6,107	515	3	3,031	184	19,147	5,133	40	12,025	771
Ores, unenumerated	tons	..	30	..	..	..	..	50	..	..	..
Total of Metals and ores	value	..	..	..	..	..	110,473	18,001	12,706	57,791	97,916
Motor cars	nos.	..	..	..	12	12	..	..	..	8,433	6,000
Motor cycles	"	..	..	..	..	8	..	..	..	..	385
Motor wagons	"	..	..	..	..	7	..	..	..	..	5,374
Parts of motor cars and motor cycles and accessories excluding rubber tires	value	..	..	..	..	..	..	..	..	13,701	16,679
Oils	gals.	100,369	10,743	1,017,163	436,468	1,690,784	7,373	990	15,724	18,546	89,823
Provisions and oilman's stores	cwts	..	2,502	6,006	1,325	1,158	..	9,157	18,484	11,493	5,980
Spices	cwts	..	..	1,247	229	1	..	..	8,707	650	727
Sugar—											
16 Dutch standard and above	tons	1,735	651	2,119	32,908	23,726	30,844	13,116	46,939	1,493,644	2,043,951
16 Dutch standard and below	"	2	..	..	..	..	10	..	..	..	6
Confectionery	"	1	..	..	9	..	361	..	..	3,348	6
Total Sugar	"	1,238	651	2,119	32,908	23,726	30,915	13,116	46,939	1,493,923	2,043,973
Tea	lbs	..	..	..	209,713	56,661	..	..	..	16,792	4,055
Textiles—											
Cotton—											
Twist and yarn	lbs	..	..	23,000	558,111	1,400	..	..	3,168	94,127	322
Manufactures—											
Handkerchiefs and shawls in the piece	no.	9,369	37	804	1,603	1,191	184	22	32	40	67
Piece goods—											
Grey (unbleached)	yards	61,462	378,756	235,313	1,118,584	1,483,974	990	5,332	11,293	57,969	34,011
White (bleached)	"	299,251	239,016	169,680	454,124	231,031	5,069	5,127	6,194	23,130	15,208
Coloured, printed, or dyed	"	35,902	160,746	205,331	357,649	84,174	767	2,704	12,928	20,095	8,861
Other sorts of manufactures	value	..	..	..	..	..	1,596	5,012	3,901	653	2,351
Total of Cotton manufactures (including twist and yarn)	"	..	..	..	..	..	8,376	19,166	37,491	106,014	111,335

NOTE.—The sterling figures have been converted at the rate of B 10—£1 for 1919-20 and 1920-21, and B 15—£1 for earlier years

TRADE AT CHIEF PORT  
CALCUTTA

( 68 )

No. 12—continued  
EXPORTS—concluded

FOREIGN MERCHANDISE—concluded

PRINCIPAL AND OTHER ARTICLES	QUANTITY					VALUE				
	1916-17	1917-18	1918-19	1919-20	1920-21	1916-17	1917-18	1918-19	1919-20	1920-21
<b>BENGAL—concluded</b>						£	£	£	£	£
<b>CALCUTTA—concluded</b>										
<b>Textiles—continued</b>										
<b>Flax manufactures—</b>										
Canvas . . . yards	12,978	..	1,975	308	30	4,171	..	608	235	18
Other sorts, including bags and sacks . . . lbs	13,289	3,331	351	8,246	1,272	830	255	155	1,679	400
Total of flax manufactures . . . value	—	—	—	—	—	5,001	255	763	1,914	478
Silk, manufactures . . . value	—	—	—	—	—	366	207	673	2,073	8,254
Wool, raw . . . lbs	423,500	..	..	872,440	349,050	17,317	..	..	65,869	24,511
„ manufactures . . . value	—	—	—	—	—	964	2,388	836	7,577	12,696
Total of wool and woolsens . . .	—	—	—	—	—	18,281	2,388	836	73,446	37,407
Other Textile manufactures . . .	—	—	—	—	—	—	—	238	1,030	1,149
<b>Tobacco—</b>										
Unmanufactured . . . lbs	1,638	35,341	..	..	..	61	1,064	..	..	..
Manufactured . . .	20,159	98,077	5,020	106,360	112,601	6,139	4,311	890	26,837	47,386
Total Tobacco . . .	21,997	133,418	5,020	106,360	112,601	6,200	5,375	890	26,837	47,386
<b>Wood and Timber—</b>										
Teak . . . cub. tons	..	12	..	..	..	..	183	..	..	..
Other timber . . .	..	8	20	..	8	..	130	423	..	593
Manufactures of wood, other than furniture and cabinetware . . . value	—	—	—	—	—	8,930	2,079	15,799	7,153	14,367
Articles re-exported by post . . .	—	—	—	—	—	12,598	25,315	82,185	176,158	119,501
<b>All other articles of merchandise—</b>										
Unmanufactured . . .	—	—	—	—	—	1,158	5,731	3,850	9,550	49,027
Manufactured . . .	—	—	—	—	—	16,916	16,466	30,252	45,762	45,242
<b>GRAND TOTAL (EXCLUSIVE OF GOVERNMENT STORES)</b>	—	—	—	—	—	307,828	212,065	471,201	2,311,858	2,958,077

GOVERNMENT STORES

PRINCIPAL AND OTHER ARTICLES	QUANTITY					VALUE				
	1916-17	1917-18	1918-19	1919-20	1920-21	1916-17	1917-18	1918-19	1919-20	1920-21
<b>Arms, Ammunition, and Military Stores—</b>						£	£	£	£	£
Firearms, and parts thereof . . . value	—	—	—	—	—	269	4,339	27	5,444	2,886
Other sorts . . .	—	—	—	—	—	1,369	2,734	2,428	3,992	1,243
TOTAL . . .	—	—	—	—	—	1,638	7,123	2,455	9,436	3,929
<b>Metals and Ores—</b>										
Brass, Bronze, and other alloys . . . cwt	..	..	1,200	..	..	..	..	8,000	..	..
Copper—										
Unwrought . . .	2,767	21	..	1,200	500	18,450	6,000	..	10,500	6,150
Wrought . . .	..	..	..	..	8,847	..	..	..	..	108,570
Metals, unenumerated . . .	..	89	..	..	2	..	472	..	..	13
Railway plant and rolling-stock . . . value	—	—	—	—	—	19,830	..	..	..	100
Telegraphs, materials for constructions of . . .	—	—	—	—	—	..	..	100,393	..	..
All other stores . . .	—	—	—	—	—	6,348	2,107	976	1,017	1,567
<b>GRAND TOTAL</b>	—	—	—	—	—	46,266	15,702	111,824	20,953	120,323

NOTE.—The sterling figures have been converted at the rate of B10=£1 for 1919-20 and 1920-21, and B15=£1 for earlier years

( 69 )

TRADE AT CHIEF PORT  
BALASORE

No. 12—*continued*

IMPORTS

None

---

EXPORTS.

---

INDIAN MERCHANDISE

None

---

GOVERNMENT STORES

None

---

FOREIGN MERCHANDISE

None

---

TRADE AT CHIEF PORT  
BOMBAY

( 70 )

No. 12—continued  
IMPORTS

PRINCIPAL AND OTHER ARTICLES	QUANTITY					VALUE				
	1916-17	1917-18	1918-19	1919-20	1920-21	1916-17	1917-18	1918-19	1919-20	1920-21
						£	£	£	£	£
<b>BOMBAY—</b>										
<b>BOMBAY (CHIEF PORT)—</b>										
<b>Animals, living—</b>										
Horses . . . . . no.	8,915	6,842	4,830	1,067	2,182	311,555	247,809	153,200	88,838	240,442
Other kinds . . . . . "	442	273	253	823	349	3,803	1,555	1,799	4,802	2,221
Total of Animals, living . . . . . "	9,357	7,115	5,083	1,890	2,531	315,358	249,364	154,999	93,640	242,663
<b>Apparel (excluding hosiery and boots and shoes)—</b>										
<b>Apparel (including drapery, uniforms, accoutrements) value</b>										
Gold and silver thread . . . . . "	—	—	—	—	—	380,440	340,651	606,031	864,294	1,081,682
Hats, caps, bonnets, and hatters' ware . . . . . "	—	—	—	—	—	62,407	36,910	32,512	58,629	129,511
Lametta . . . . . lbs	160,211	71,719	186,927	61,800	113,932	26,059	22,139	61,547	20,637	47,762
Second-hand clothing value . . . . . "	—	—	—	—	—	2,680	4,149	3,142	5,205	10,590
Water-proofed clothing . . . . . "	—	—	—	—	—	1,536	6,278	2,560	5,175	7,016
Total of Apparel . . . . . "	—	—	—	—	—	573,780	507,802	858,386	1,075,318	1,621,390
<b>Arms, Ammunition, and Military stores—</b>										
<b>Cartridge cases—</b>										
Filled . . . . . no.	1,699,684	1,037,998	2,462,267	2,198,169	3,570,928	6,000	3,598	11,456	17,165	39,657
Empty . . . . . "	812,978	152,000	..	667,098	681,100	1,341	286	..	2,247	3,579
<b>Explosives—</b>										
Blasting fuse (a) { lbs No. of coils	88,816	111,440	..	125,895	177,788	4,518	3,467	11,725	13,711	13,226
.. gelatine . . . . . lbs	..	..	445,865	437,100	392,100	..	..	857	313	..
Dynamite . . . . . "	71	9	..	..	..	452	46	..	..	..
Gelatine dynamite . . . . . "	180,208	441,056	140,308	..	7,500	9,531	24,601	7,647	..	520
Other nitro-compound explosives . . . . . "	..	..	..	..	107,000	..	..	..	..	7,855
Others . . . . . value	..	..	..	..	..	1,819	440	1,913	7,121	7,752
Fire-arms and parts thereof . . . . . "	..	..	..	..	..	10,331	7,565	6,175	18,279	65,671
<b>Gunpowder—</b>										
Black . . . . . lbs	1,500	..	..	..	47,200	114	..	..	..	7,950
Smokeless . . . . . "	20,500	37,890	32,800	19,250	10,575	2,236	4,402	1,384	2,166	3,609
Other sorts . . . . . value	..	..	..	..	..	5,082	2,057	4,262	7,066	17,137
Total of Arms, etc. . . . . "	..	..	..	..	..	41,410	51,442	45,419	68,683	165,956
<b>Art, works of (other than pictures) . . . . . "</b>										
..	..	..	..	..	..	13,112	7,134	4,343	20,388	42,715
<b>Asbestos—</b>										
Raw . . . . . cwts	..	..	..	19	4	..	..	..	85	61
Manufactured (except for packing) . . . . . value	..	..	..	..	..	..	..	..	14,446	..
Asbestos packing (d) . . . . . "	..	..	..	..	..	..	..	..	..	22,913
Other sorts (d) . . . . . "	..	..	..	..	..	..	..	..	..	61,983
Total of Asbestos . . . . . "	..	..	..	..	..	..	..	..	14,531	84,962
<b>Belting for machinery—</b>										
Of cotton (e) . . . . . "	..	..	..	..	..	..	..	..	153,092	45,278
.. leather . . . . . "	..	..	..	..	..	164,760	318,350	148,797	15,997	416,847
.. other materials (including coils) . . . . . "	..	..	..	..	..	44,875	100,872	88,187	37,070	104,692
Total of Belting for machinery . . . . . "	..	..	..	..	..	209,615	319,222	236,984	206,159	566,817
Bobbins (b) . . . . . "	..	..	..	..	..	..	..	191,262	337,811	505,764
Books, printed, and printed matter (not being stationery), including maps and charts . . . . . cwts	14,320	14,477	15,060	8,659	9,332	141,314	141,020	164,059	178,932	243,991

NOTE.—The sterling figures have been converted at the rate of R10=£1 in 1919-20 and 1920-21, and R15=£1 for earlier years.  
 (a) Quantity shown in number of coils from 1918-19  
 (b) Separately recorded from 1918-19  
 (c) Prior to 1919-20 figures for Belting machinery of cotton are included in those of "other materials"  
 (d) Separately recorded from 1920-21

No. 12—continued  
IMPORTS—continued

PRINCIPAL AND OTHER ARTICLES	QUANTITY					VALUE				
	1916-17	1917-18	1918-19	1919-20	1920-21	1916-17	1917-18	1918-19	1919-20	1920-21
BOMBAY—continued										
BOMBAY (CHIEF PORT)—continued										
Boots and Shoes—						£	£	£	£	£
Of leather pairs	347,979	157,539	209,668	141,846	302,391	129,126	64,609	97,096	125,291	431,349
„ other materials „	177,496	66,522	90,306	54,671	44,667	12,693	6,497	17,242	17,026	23,425
Total of Boots and Shoes „	525,475	224,061	299,974	196,517	347,058	141,819	71,006	114,338	142,317	454,774
Brushes and Brooms „	115,137	123,208	78,082			23,543	27,674	20,915		
Brushes—										
Paint and Varnish Brushes (a) „	—	—	—	1,374	11,727	—	—	—	1,610	14,369
Toilet brushes (a) „	—	—	—	130,930	36,327	—	—	—	19,738	16,363
Other brushes (a) „	—	—	—	54,170	54,691	—	—	—	26,472	46,251
Brooms (a) „	—	—	—	598	671	—	—	—	687	1,008
Total Brushes and Brooms „	115,137	123,208	78,082	187,072	193,416	23,543	27,674	20,915	48,507	78,491
Building and Engineering materials, other than iron, steel, or wood—										
Asphalt tons	534	262	—	50	1,338	3,630	2,997	—	627	16,872
Bricks (b) no.	371,678	199,300	—	—	—	6,081	2,405	—	—	—
Bricks (other than fire bricks) (a) „	—	—	33	15,400	390,886	—	—	2	339	10,125
Fire bricks (a) „	—	—	529,740	329,380	1,082,775	—	—	10,566	6,398	24,681
Cement tons	29,338	13,081	2,503	—	—	108,668	66,088	25,485	—	—
Portland (a) „	—	—	—	20,735	26,330	—	—	—	199,761	274,463
Other kinds (a) „	—	—	—	432	362	—	—	—	4,350	5,123
Clay cwts	13,709	14,455	14,897	26,056	22,991	2,200	2,536	4,721	6,851	8,073
Pipes of earthenware „	8,545	968	580	—	—	2,499	373	375	—	—
Tiles no.	11,168,505	6,981,726	6,242,160	7,816,487	23,710,071	50,629	48,127	59,217	128,059	385,323
Other kinds value	—	—	—	—	—	3,095	20,063	8,563	48,562	19,467
Total of Building and Engineering materials „	—	—	—	—	—	180,822	143,689	108,939	254,922	745,017
Buttons of all sorts—										
Metal (a) „	—	—	—	—	—	—	—	—	25,020	23,151
Other sorts „	—	—	—	—	—	115,046	69,034	50,888	69,727	136,661
Total of Buttons „	—	—	—	—	—	115,046	69,034	50,888	94,757	161,812
Candles of all kinds lbs	164,177	323,342	12,503	147,795	209,326	5,681	11,246	687	9,775	11,076
Canes and Bannans cwts	25,361	32,553	12,385	21,946	29,578	16,081	21,485	11,584	27,385	37,118
Carriages and Carts (excluding railway carriages), and parts thereof—										
Carriages and carts no.	1,717	1,251	56	136	915	5,317	3,384	3,519	10,223	130,218
Parts of Carriages and carts value	—	—	—	—	—	10,771	5,204	13,664	79,162	71,626
Perambulators and children's go-carts (a) no.	—	—	983	1,361	1,432	—	—	2,653	5,468	8,720
Parts of Perambulators and children's go-carts (a) value	—	—	—	—	—	—	—	97	—	64
Total of Carriages and Carts, etc. „	—	—	—	—	—	16,088	13,538	20,922	94,962	210,523

NOTE.—The sterling figures have been converted at the rate of £10=₹1 in 1919-20 and 1920-21, and £15=₹1 for earlier years.  
(a) Separately recorded from 1919-20  
(b) Subdivided into "bricks (other than fire bricks)" and "firebricks" from 1918-19  
(c) Separately recorded from 1918-19

TRADE AT CHIEF PORT  
BOMBAY

( 72 )

No. 12—continued  
IMPORTS—continued

PRINCIPAL AND OTHER ARTICLES	QUANTITY					VALUE				
	1916-17	1917-18	1918-19	1919-20	1920-21	1916-17	1917-18	1918-19	1919-20	1920-21
BOMBAY—continued BOMBAY (CHIEF PORT)—continued										
Chemicals and chemical preparations (excluding chemical manures and medicines)—										
Acids—										
Acetic (a) . . . cwts	—	—	—	689	982	—	—	—	5,558	7,621
Citric (c) . . . "	—	—	—	—	216	—	—	—	—	8,000
Nitric . . . "	2,545	435	170	490	1,007	12,679	2,120	650	3,410	12,580
Oxalic . . . "	—	—	—	62	233	—	—	—	442	2,760
Sulphuric . . . "	1,397	270	12	1,191	5,224	1,935	365	64	3,610	17,860
Tartaric (a) . . . "	—	—	—	789	656	—	—	—	14,653	14,308
Other sorts . . . "	6,750	3,439	4,479	1,400	2,725	37,426	40,157	64,389	9,141	16,791
Alum (b) . . . "	—	—	7,304	29,813	22,985	—	—	14,915	25,850	44,256
Aluminous sulphates (a) . . . "	55,129	47,168	556	2,292	6,078	38,317	62,314	432	3,249	7,985
Ammonia and salts thereof—										
Anhydrous (a) . . . "	—	—	—	788	268	—	—	—	1,121	4,167
Others . . . "	5,026	7,058	2,687	8,078	7,744	19,329	27,748	18,664	41,785	36,112
Bleaching materials—										
Bleaching powder (including chloride of lime) (a) . . . "	—	—	—	15,200	25,412	—	—	—	19,650	54,921
Other sorts . . . "	28,928	30,637	14,874	1,070	1,563	42,666	55,036	29,071	2,549	3,553
Carbide of Calcium . . . "	4,416	1,707	9,231	789	2,452	6,136	3,549	31,692	2,908	3,901
Coppers . . . "	71,988	4,877	3	16,514	14,000	29,816	2,245	—	11,377	6,125
Copper sulphate (a) . . . "	—	—	—	6,012	4,217	—	—	—	15,385	9,828
Disinfectants—										
Naphthalene (a) . . . "	—	—	—	893	473	—	—	—	2,918	1,582
Others (a) . . . "	10,796	10,328	6,146	7,131	7,666	16,780	22,176	17,720	22,047	28,683
Lead compounds (a)—										
Acetate . . . "	—	—	—	3,331	3,990	—	—	—	12,801	20,809
Litharge . . . "	—	—	—	263	563	—	—	—	836	2,401
Others . . . "	—	—	—	—	10	—	—	—	4	38
Magnesium compounds (a)—										
Oxide . . . "	—	—	—	17,362	54,279	—	—	—	23,044	74,815
Sulphate . . . "	—	—	—	—	5,969	—	—	—	—	6,090
Others . . . "	—	—	—	4,499	9	—	—	—	4,085	49
Potassium compounds—										
Bichromate . . . "	—	—	—	—	2,222	—	—	—	—	30,217
Chlorate . . . "	—	—	—	—	1,681	—	—	—	—	7,494
Other sorts . . . "	2,262	7,429	1,620	2,119	569	26,532	89,016	33,440	12,166	9,318
Soda compounds—										
Bicarbonate of soda (sodium bicarbonate) . . . "	35,457	22,703	54,757	22,594	23,641	14,780	10,765	34,745	14,350	19,268
Borax (including boracic acid) . . . "	3,237	6,255	3,418	1,566	5,932	5,882	14,224	7,647	3,328	16,979
Caustic soda (sodium hydroxide) . . . "	16,715	29,345	21,772	27,174	15,754	25,749	65,974	40,959	46,074	35,878
Bichromate of soda (a) . . . "	—	—	—	1,660	3,346	—	—	—	7,641	34,557
Soda sulphide (a) . . . "	—	—	—	1,392	19,165	—	—	—	2,195	68,152
Sodium carbonate (soda ash and soda crystals) . . . "	43,110	88,518	121,727	90,938	140,708	14,438	34,492	49,174	33,607	72,662
Other sorts . . . "	23,774	44,323	19,653	15,072	9,565	36,274	93,688	44,727	13,464	5,033
Sulphur . . . "	38,386	42,609	10,628	36,664	30,186	14,025	27,766	7,028	36,777	32,619
King compound (a)—										
Chloride . . . "	—	—	—	5,895	14,664	—	—	—	11,972	50,076
Others . . . "	—	—	—	134	411	—	—	—	539	3,145
Other sorts of chemicals . . . value	—	—	—	—	—	—	—	—	—	—
Total of Chemicals and Chemical preparations, etc. . . . .	—	—	—	—	—	166,185	279,050	189,814	82,126	122,499
						502,523	820,715	583,936	498,847	947,739

NOTE.—The sterling figures have been converted at the rate of R10=£1 in 1919-20 and 1920-21, and R15=£1 in earlier years.  
(a) Separately recorded from 1919-20  
(b) " " " " 1918-19  
(c) " " " " 1920-21

No. 12—continued  
IMPORTS—continued

PRINCIPAL AND OTHER ARTICLES	QUANTITY					VALUE				
	1916-17	1917-18	1918-19	1919-20	1920-21	1916-17	1917-18	1918-19	1919-20	1920-21
<b>BOMBAY—continued</b>										
<b>BOMBAY (CHIEF PORT)—continued</b>										
China clay . . . . .	440,887	332,173	412,864	121,840	872,675	137,563	117,560	196,250	61,772	233,319
Chinese and Japanese ware (including Lacquered ware but excluding earthenware and porcelain) . . . . .	—	—	—	—	—	9,419	7,361	4,566	9,552	9,497
Clocks and Watches and parts thereof— Clocks and time-pieces . . . . .	42,928	19,179	43,716	50,066	76,814	13,359	7,794	17,687	26,483	77,021
Watches . . . . .	183,534	214,825	192,500	87,186	222,761	47,984	68,090	82,914	43,639	168,403
Parts of clocks and watches . . . . .	—	—	—	—	—	3,573	2,360	4,761	9,784	9,868
Total of Clocks and Watches, etc. . . . .	—	—	—	—	—	64,916	79,144	105,262	84,946	254,797
Coal, Coke, and Patent fuel— Coal . . . . .	33,305	11,249	53,140	24,252	43,095	72,303	20,238	96,304	80,327	140,067
Coke . . . . .	—	—	—	—	188	—	—	—	—	1,940
Patent fuel . . . . .	1	1	—	—	—	26	43	—	—	—
Total of Coal, etc. . . . .	33,306	11,250	53,140	24,252	43,283	72,331	20,281	96,304	80,327	142,007
Coffee, other than roasted or ground . . . . .	7,708	18,696	747	33,053	28,395	24,427	50,384	2,726	166,306	122,701
Colr— Unmanufactured . . . . .	412	67	—	149	89	2,919	674	—	2,103	1,043
Manufactured (excluding rope) . . . . .	170	33	66	2	6	5,702	2,786	3,490	117	273
Total of Colr . . . . .	582	100	66	151	95	8,621	3,260	3,490	2,220	1,316
Cordage and rope of vegetable fibre (excluding jute and cotton) . . . . .	10,155	11,772	10,670	3,246	6,729	37,446	50,530	66,603	76,367	75,069
Cork manufactures . . . . .	2,182	2,492	1,773	1,611	1,333	12,859	17,794	12,232	18,099	23,411
Cutlery . . . . .	—	—	—	—	—	30,350	41,502	59,964	132,572	185,059
Cycles (other than motor cycles), and parts thereof and accessories— Cycles, imported entire or in sections . . . . .	3,194	1,039	1,083	4,061	9,750	18,060	5,674	7,810	32,388	107,397
Parts of cycles and accessories . . . . .	—	—	—	—	—	10,014	16,475	21,717	88,306	67,191
Total of Cycles, etc. . . . .	—	—	—	—	—	23,074	24,049	29,527	70,778	174,588
Drugs and Medicines (excluding chemicals and narcotics)— Asafoetida . . . . .	6,267	2,795	2,013	3,348	5,630	22,692	17,598	9,593	30,742	37,901
Camphor . . . . .	1,038,909	1,057,678	315,280	273,203	252,707	120,527	182,694	69,619	167,043	101,068
Casia lignea . . . . .	19,901	22,107	26,125	34,372	23,683	28,098	36,688	61,685	116,217	71,864
Cinchona bark . . . . .	699	3,992	797	—	—	66	166	66	—	—
Proprietary and patent medicines . . . . .	—	—	—	—	—	84,536	86,346	114,572	191,106	177,093
Quinine salts— Quinine sulphate or bisulphate . . . . .	7,163	26,596	40,176	15,795	21,235	11,906	32,296	61,501	28,987	64,560
Quinine Hydrochloride or Dihydrochloride . . . . .	786	1,047	1,650	779	1,671	1,192	1,592	2,392	2,425	5,108
Other sorts of Quinine . . . . .	1,450	5,433	6,129	2,779	5,779	2,133	4,601	8,463	5,201	13,439
Sarsaparilla and preparations thereof . . . . .	—	—	—	—	—	1,548	147	969	7,593	2,247
Other sorts of Drugs and Medicines . . . . .	—	—	—	—	—	161,321	128,576	210,961	403,021	423,283
Total of Drugs and Medicines . . . . .	—	—	—	—	—	440,110	491,708	529,371	963,230	961,578
Dyeing and Tanning substances— Cochineal . . . . .	1,367	1,176	2,355	2,203	3,622	21,560	19,394	33,436	42,680	6,990
Cutch and gambier . . . . .	604	1,523	2,000	1,022	743	1,197	3,392	4,354	3,492	2,371

NOTE.—The sterling figures have been converted at the rate of £10=₹1 for 1919-20 and 1920-21, and £15=₹1 for earlier years.



TRADE AT CHIEF PORT  
BOMBAY

( 74 )

No. 12—continued  
IMPORTS—continued

PRINCIPAL AND OTHER ARTICLES	QUANTITY					VALUE				
	1916-17	1917-18	1918-19	1919-20	1920-21	1916-17	1917-18	1918-19	1919-20	1920-21
<b>BOMBAY—continued</b>						£	£	£	£	£
<b>BOMBAY (CHIEF PORT)—continued</b>										
Dyeing and Tanning substances—continued										
Dyes obtained from coal tar—										
Alizarine . . . lbs	274,258	134,120	1,198,715	1,260,980	2,946,363	52,410	64,284	88,633	120,739	548,133
Aniline . . . "	612,664	1,384,836	2,084,899	3,814,086	6,055,860	825,436	629,992	604,794	1,063,212	2,229,545
Indigo, synthetic cwts	53	39	61	127	1,313	1,362	440	809	2,368	56,113
Saffron lbs	69,390	47,204	48,052	97,846	49,755	76,728	61,734	111,369	251,370	92,861
Other sorts (including iso-dye) cwts	63,886	43,198	6,460	20,682	34,417	186,810	81,508	14,037	43,095	29,901
Total of Dyeing and Tanning substances value	—	—	—	—	—	615,508	761,324	858,182	1,527,056	8,023,214
Earthenware and Porcelain (excluding pipes of earthenware)—										
Earthenware (excluding pipes)	—	—	—	—	—	—	—	—	258,726	284,054
Porcelain—	—	—	—	—	—	—	—	—	9,529	6,361
Electrical* "	—	—	—	—	—	149,193	112,068	175,469	104,513	87,292
Other kinds* "	—	—	—	—	—	—	—	—	—	—
Electroplated ware . . . "	—	—	—	—	—	10,112	6,347	9,040	20,040	56,843
Fireworks (g) lbs	—	—	—	1,080,106	2,432,890	45,688	39,529	28,711	52,601	100,599
Fish (excluding canned fish)—										
Fish, dry, unsalted cwts	16,686	15,108	18,734	29,530	29,516	4,518	3,623	5,046	12,229	15,814
Fish, dry, salted . . . "	15,234	12,170	8,628	8,251	12,326	11,022	12,111	8,023	7,169	12,105
Fishmaws and sharkins "	5,330	4,478	6,084	7,473	8,486	6,918	7,649	10,148	20,728	23,947
Total of Fish . . . "	37,250	31,756	33,446	45,254	50,327	22,458	23,383	23,217	40,126	51,866
Yodder, Bran, and Pollards (excluding oilcake) "	50,485	37,168	37,545	15,400	15,050	7,630	6,697	6,910	4,370	4,361
Fruits and Vegetables—										
Fresh fruits and vegetables—										
Fresh fruits value	—	—	—	—	—	7,706	2,744	3,667	14,605	12,872
Fresh vegetables of all kinds "	—	—	—	—	—	3,195	248	74	12,005	9,070
Total of fresh fruits and vegetables "	—	—	—	—	—	10,901	2,992	3,741	26,700	21,942
Fruits and vegetables: dried, salted, or preserved, not being canned or bottled—										
Almonds . . . tons	3,098	1,760	1,052	6,568	3,164	177,243	122,161	102,235	737,999	309,637
Currants and raisins "	454	322	322	992	651	9,747	7,875	12,583	55,232	35,067
Dates . . . "	32,071	29,532	22,937	30,784	30,264	315,357	304,244	266,982	561,400	761,958
Other sorts . . . "	1,971	348	225	2,257	474	125,084	14,188	13,548	55,705	25,171
Total of fruits and vegetables: dried, etc. "	37,595	31,961	24,536	40,601	34,553	527,431	448,263	395,368	1,410,336	1,132,733
Total of Fruits and Vegetables value	—	—	—	—	—	538,332	451,255	399,139	1,487,036	1,154,675
Furniture and Cabinetware—										
Bedsteads . . . "	—	—	—	—	—	20,436	10,315	7,472	4,335	28,957
Furniture of wood (other than bedsteads) "	—	—	—	—	—	1,764	3,491	5,070	9,629	44,668
Furniture of other materials (other than bedsteads) "	—	—	—	—	—	38,044	21,546	23,420	36,184	141,169
Mouldings . . . "	—	—	—	—	—	9,745	6,079	10,223	10,444	55,664
Total of Furniture and Cabinetware "	—	—	—	—	—	70,030	41,431	51,190	60,590	270,458
Glass and Glassware—										
Bangles . . . "	—	—	—	—	—	150,361	142,773	122,667	353,303	721,312
Beads and fake pearls cwts	11,619	9,355	3,946	5,691	11,777	68,043	72,227	42,019	37,698	242,337
Bottles and phials—										
Soda-water bottles gross	20,917	26,739	19,304	10,861	17,425	33,891	52,303	52,568	40,503	84,474
Others	116,683	310,479	87,763	111,991	129,717	31,282	38,072	42,927	80,821	119,004
Funnels, globes, and glass parts of lamps value	—	—	—	—	—	—	—	—	—	—
Scientific glassware* "	—	—	—	—	—	36,023	62,463	35,993	39,879	75,020
Sheet and plate supl. ft.	4,220,852	3,691,311	2,544,189	5,537,966	6,143,582	78,843	76,290	63,168	169,223	280,633
Tableware (including decanters, tumblers, etc.) value	—	—	—	—	—	—	—	—	—	—
Other glassware . . . "	—	—	—	—	—	19,997	446,919	35,340	94,715	73,214
Total of Glass and Glassware "	—	—	—	—	—	49,210	61,084	46,236	174,019	386,128
						407,680	663,081	441,265	1,100,408	1,798,091

NOTE.—The sterling figures have been converted at the rate of £10=£1 for 1918-20 and 1920-21, and £15=£1 for earlier years.  
\* Separately recorded from 1919-20  
(a) Quantity not available for years prior to 1919-20

No. 12—continued  
IMPORTS—continued

PRINCIPAL AND OTHER ARTICLES	QUANTITY					VALUE				
	1916-17	1917-18	1918-19	1919-20	1920-21	1916-17	1917-18	1918-19	1919-20	1920-21
<b>BOMBAY—continued</b>										
<b>BOMBAY (CHIEF PORT)—continued</b>						£	£	£	£	£
Gins (a) cwts	—	—	—	—	2,430	—	—	—	—	10,712
Grain, Pulse, and Flour—Beans (dry)* tons	—	—	—	308	197	—	—	—	7,024	3,784
Jawar and Bajra "	817	—	223	2,017	23	1,247	—	2,854	84,208	597
Pulse "	1,179	44	2,209	2,500	1,151	11,073	412	49,088	292,023	29,122
Rice, not in the husk "	5,876	669	184	85	45	62,153	3,075	2,793	2,007	1,461
Wheat "	—	—	48,810	92,247	5	17	1	587,775	1,686,823	117
Wheat flour in bags "	37	91	391	131	57	732	1,854	2,259	3,665	1,855
Other sorts "	12	11	35	225	90	157	63	299	3,500	1,372
Total of Grain, pulse, and flour "	7,424	835	51,243	106,453	1,577	75,379	10,405	649,509	2,089,336	37,009
Graphite crucibles* cwts	—	—	402	2,392	3,195	—	—	22,186	87,748	17,063
Gums and Resins—										
Arabic "	6,298	6,672	5,768	30,547	4,103	3,830	10,791	12,096	98,981	10,786
Benjamin "	7,216	8,942	7,767	8,591	4,726	25,833	32,221	29,428	43,839	24,343
Olibanum or frankincense "	40,155	30,517	14,208	22,460	19,861	22,594	22,911	10,924	34,062	17,270
Resin "	7,143	7,763	776	6,483	18,567	7,872	11,609	1,532	15,856	42,902
Other sorts "	12,078	10,619	15,418	47,637	19,678	30,799	23,367	59,993	176,781	84,676
Total of Gums and Resins "	72,885	64,518	43,936	115,718	61,035	101,478	100,926	112,983	369,649	179,977
<b>Hardware, excluding Cutlery and Electro-plated ware—</b>										
Agricultural implements value	—	—	—	—	—	5,636	3,208	2,086	6,728	30,017
Buckets of tinned or galvanised iron "	—	—	—	—	—	1,900	444	309	—	8,706
Builders' hardware, such as locks, hinges, doorbolts, etc. "	—	—	—	—	—	49,084	58,578	62,071	60,377	158,287
Domestic hardware, other than enamelled ironware "	—	—	—	—	—	3,426	12,226	7,917	19,035	51,318
Enamelled ironware "	—	—	—	—	—	62,654	59,964	27,457	1,48,132	189,730
Gas mantles* "	—	—	—	—	—	—	—	—	36,323	51,807
Implements and tools, other than agricultural implements and machine tools "	—	—	—	—	—	66,012	64,025	152,739	167,534	310,780
Lamps, metal no.	656,967	371,858	502,851	607,540	707,199	62,900	43,191	51,114	139,801	227,583
Lamps, glass "	271,356	45,060	1,024	26,853	47,885	5,517	942	160	1,340	3,512
Parts of lamps, other than glass value	—	—	—	—	—	35,714	36,376	17,516	28,617	102,638
Safe and strong boxes of metal no.	153	43	25	76	441	1,300	547	571	2,794	15,064
Stoves (a) "	—	—	—	—	26,456	—	—	—	—	42,242
Other sorts "	—	—	—	—	—	486,373	419,997	568,413	977,615	1,974,509
Total of Hardware "	—	—	—	—	—	789,136	688,382	878,402	1,578,226	3,169,739
<b>Hides and Skins, raw—</b>										
Hides, raw tons	405	135	13	63	13	30,329	7,759	1,393	6,190	1,294
—no. =	99,151	23,957	4,035	12,606	4,057					
Skins tons	844	676	534	431	215	56,497	57,355	59,414	46,193	26,014
—no. =	1,118,145	862,486	767,247	628,578	301,366					
Total of Hides and Skins, raw tons	1,249	811	547	494	233	86,826	65,114	61,807	52,383	27,308
—no. =	1,217,306	906,443	771,282	630,184	306,323					
Hops cwts	1,590	1,250	980	1,162	239	10,372	11,961	10,321	15,681	4,084
Horns, tips and pieces of horn and horn meal	82	26	10	80	151	6,364	2,223	1,053	10,467	11,614
Instruments, Apparatus, and Appliances and parts thereof—										
Electrical—										
Electric fans and parts thereof value	—	—	—	—	—	20,658	59,176	96,070	26,984	115,397
Electric wires and cables "	—	—	—	—	—	32,563	145,318	124,063	—	—
Rubber, insulated "	—	—	—	—	—	—	—	—	64,344	186,349
Insulations other than rubber "	—	—	—	—	—	—	—	—	61,271	153,927
Bare copper wire (electrolytic)* "	—	—	—	—	—	—	—	—	16,495	243,890

NOTE.—The sterling figures have been converted at the rate of £10=£1 for 1919-20 and 1920-21, and £15=£1 for earlier years.  
\* Separately recorded from 1919-20  
1918-19  
1920-21

TRADE AT CHIEF PORT  
BOMBAY

( 76 )

No. 12—continued  
IMPORTS—continued

PRINCIPAL AND OTHER ARTICLES	QUANTITY					VALUE				
	1916-17	1917-18	1918-19	1919-20	1920-21	1916-17	1917-18	1918-19	1919-20	1920-21
<b>BOMBAY—continued</b>						£	£	£	£	£
<b>BOMBAY (CHIEF PORT)—continued</b>										
Instruments, Apparatus, and Appliances, and parts thereof—continued										
Electrical, including telegraph, and telephonic, apparatus not being machinery—										
Telegraph and telephone wires and cables (a) value	—	—	—	—	—	—	—	—	—	13,025
Telegraph and Telephone apparatus*	—	—	—	—	—	—	—	—	54,804	31,818
Electric lamps and parts thereof	—	—	—	—	—	15,208	48,508	56,492	—	—
Electric glow lamps*	—	—	—	—	—	—	—	—	532	39,061
Electric lamps other sorts*	—	—	—	—	—	—	—	—	40,637	52,215
Batteries*	—	—	—	—	—	—	—	—	7,711	9,423
Switch gear*	—	—	—	—	—	—	—	—	6,806	—
Interior fittings*	—	—	—	—	—	—	—	—	4,408	—
Carbons, Electric (including furnace electrodes) (a)	—	—	—	—	—	—	—	—	—	2,420
Accumulators (including parts) (a)	—	—	—	—	—	—	—	—	—	144,125
Electric lighting accessories and fittings (including switches) (a)	—	—	—	—	—	—	—	—	—	41,173
Electric Instruments (other than telegraphic and telephonic)—	—	—	—	—	—	—	—	—	—	—
Meters*	—	—	—	—	—	—	—	—	21,738	50,045
Others (a)	—	—	—	—	—	—	—	—	—	1,240
Electro-medical apparatus (including X-ray apparatus) (a)	—	—	—	—	—	—	—	—	—	3,652
Switch boards (other than telegraphic and telephonic)(a)	—	—	—	—	—	—	—	—	—	9,411
Electric goods and apparatus, not enumerated	—	—	—	—	—	158,247	154,632	147,106	168,254	803,680
<b>Musical—</b>										
Organs and Harmoniums, complete no.	155	119	90	20	104	1,250	604	1,153	563	3,204
Pianos and piano players, complete	207	147	117	96	145	8,032	6,090	5,501	7,509	22,321
Talking machines and accessories—										
Talking machines no.	4,216	3,051	4,586	1,005	4,420	3,984	8,549	13,509	5,138	34,381
Records	5,784	9,363	13,360	1,702	19,805	612	852	1,214	419	3,291
Accessories value	—	—	—	—	—	1,632	1,855	3,072	802	10,841
Other sorts, including parts of musical instruments	—	—	—	—	—	10,401	8,802	9,819	14,678	53,840
<b>Optical</b>										
Photographic Scientific and philosophical	—	—	—	—	—	21,136	18,831	20,745	23,270	69,352
Surgical	—	—	—	—	—	55,572	60,602	126,939	73,900	212,687
Other kinds	—	—	—	—	—	30,715	45,462	78,714	111,110	188,371
Total of Instruments, etc.	—	—	—	—	—	38,116	17,775	27,810	52,472	101,327
<b>Ivory—</b>										
Unmanufactured lbs	332,056	301,637	291,322	645,647	270,084	470,760	575,091	710,890	790,204	2,570,998
Manufactured value	—	—	—	—	—	181,666	162,008	151,644	504,979	208,707
Total of Ivory	—	—	—	—	—	6,510	8,548	9,388	20,416	10,837
<b>Jewellery (not being imitation Jewellery and precious stones and pearls (with, also plate of gold and silver—</b>										
Jewellery.	—	—	—	—	—	188,176	170,566	161,532	525,395	219,594
Plate of gold and silver	—	—	—	—	—	10,726	1,324	619	2,693	13,056
Total of Jewellery, etc.	—	—	—	—	—	10,594	18,238	13,300	54,607	114,950
	—	—	—	—	—	27,320	20,062	18,979	57,390	128,006

NOTE.—The sterling figures have been converted at the rate of R10=£1 for 1919-20 and 1920-21, and R15=£1 for earlier years  
\*Separately recorded from 1919-20  
(a) " " " 1920-21

No. 12—continued  
IMPORTS—continued

PRINCIPAL AND OTHER ARTICLES	QUANTITY					VALUE				
	1916-17	1917-18	1918-19	1919-20	1920-21	1916-17	1917-18	1918-19	1919-20	1920-21
<b>BOMBAY—continued</b> <b>BOMBAY (CHIEF PORT)—continued</b>						£	£	£	£	£
<b>Leather—</b>										
Hides, tanned or dressed { tons =no.	25 =5,928	26 =5,870	7 =1,637	194 =40,136	388 =77,085	12,416	5,798	2,963	47,717	64,466
Skins, tanned or dressed { tons =no.	48 =293,274	51 =251,004	63 =290,093	14 =50,423	53 =191,906	53,311	63,667	86,869	21,501	60,132
Unwrought cwts	914	149	355	628	556	10,143	2,316	10,577	12,631	14,353
Leather cloth* value	—	—	—	—	—	—	—	—	2,984	26,577
Artificial leather* "	—	—	—	—	—	—	—	—	1,182	10,681
Manufactures (excluding boots and shoes and belting for machinery)—										
Bags and trunks "	—	—	—	—	—	3,436	4,945	3,436	21,509	13,920
Pickers* "	—	—	—	—	—	—	—	—	40,623	97,656
Picking bands and straps* "	—	—	—	—	—	—	—	—	30,341	122,720
Roller skins* "	—	—	—	—	—	—	—	—	44,329	120,854
Saddlery and harness "	—	—	—	—	—	6,921	4,880	7,619	11,551	33,296
Other sorts "	—	—	—	—	—	31,292	22,529	34,173	47,677	120,093
<b>Total of Leather</b> "	—	—	—	—	—	117,569	124,135	147,633	200,250	737,306
<b>Liquors, including methylated and perfumed spirits—</b>										
Ale, beer, and porter—										
Ale and beer—										
In bottle, liq. gals.	476,733	549,369	723,481	574,243	323,713	71,059	106,247	132,591	104,757	126,111
In bulk " "	624,275	146,840	56,300	393,201	787,392	43,538	14,799	7,405	64,746	191,231
Stout and Porter—										
In bottle " "	45,244	64,302	64,922	53,045	70,938	10,229	19,311	32,159	24,267	34,357
In bulk " "	14,865	4,491	1,680	2,055	6,367	1,173	1,063	621	470	3,239
Cider and other fermented liquors "	4,747	4,300	6,142	4,774	6,143	1,252	1,366	2,372	2,621	3,671
<b>Spirit—</b>										
Brandy { liq. gals.	93,730	93,343	93,925	108,376	343,135	72,535	33,707	120,230	106,479	401,335
proof " "	33,431	78,763	77,595	87,031	198,791					
Gin { liq. "	39,002	20,843	16,305	23,649	33,909	15,727	13,722	20,320	40,338	50,433
proof " "	28,992	15,944	12,540	20,957	29,265					
Liqueurs { liq. "	4,027	2,743	5,113	6,403	9,334	5,154	4,509	9,025	15,534	21,063
proof " "	6,536	10,938	2,609	11,717	13,657					
Rum { liq. "	7,761	13,174	2,433	12,224	16,934	2,304	3,330	2,109	6,739	11,239
proof " "	203,847	233,970	179,141	233,004	251,306					
Whisky { liq. "	166,431	190,497	140,243	132,104	194,632	130,847	106,520	208,567	377,403	384,139
proof " "	27,744	38,225	29,433	45,073	52,040					
Spirit, present in drugs, medicines or chemicals { liq. "	17,146	..	..	..	..	35,573	62,773	56,119	116,125	110,374
proof " "	6,596	4,061	6,102	3,132	16,377					
Spirit, perfumed, liq. "	79,662	16,791	70,740	64,235	61,195	20,720	13,332	32,136	45,737	103,106
Other sorts—										
Spirit, rectified { liq. "	536	99	13,325	22,305	261,179	159	62	1,309	4,097	39,432
proof " "	7,867	5,700	6,037	46,543	55,751					
Other kinds liq. "	—	—	—	—	—	17,645	5,553	17,379	49,893	56,273
<b>Total of Spirit</b> "	473,597	423,713	423,235	573,532	1,003,233	311,134	391,132	490,233	366,093	1,199,493
<b>Wines—</b>										
Champagne and other sparkling wines gals.	9,452	7,743	7,132	17,772	23,517	19,230	16,713	17,293	60,110	60,369
Port "	33,331	23,430	37,323	41,907	44,699	19,494	13,117	31,937	43,773	57,100
Still red wines, other than port "	16,538	13,402	25,353	15,636	26,761	3,157	7,377	13,150	20,037	23,730
Sherry, Madeira and Marsala "	10,109	11,110	14,997	11,914	17,037	6,345	3,122	12,575	16,351	25,003
Still white wines, other than Sherry, Madeira and Marsala "	2,212	1,714	4,449	5,373	7,237	1,263	1,455	3,925	6,065	10,392
Other sorts, including Vermouth and Ginger wines "	30,410	24,320	59,435	26,309	27,573	13,719	14,299	47,346	32,352	34,769
<b>Total of Wines</b> "	102,652	87,299	149,249	113,916	149,374	63,763	66,238	131,376	134,403	242,416
<b>Total of Liquors</b> "	1,742,113	1,235,239	1,432,959	1,724,771	2,347,657	512,173	599,296	637,193	1,337,352	1,900,071

NOTE.—The sterling figures have been converted at the rate of £10=£1 for 1919-20 and 1920-21, and £15=£1 for earlier years.  
\* Shown as a special sub-head  
(a) Separately recorded from 1920-21

TRADE AT CHIEF PORT  
BOMBAY

( 78 )

No. 12—continued  
IMPORTS—continued

PRINCIPAL AND OTHER ARTICLES	QUANTITY					VALUE				
	1916-17	1917-18	1918-19	1919-20	1920-21	1916-17	1917-18	1918-19	1919-20	1920-21
<b>BOMBAY—continued</b>						£	£	£	£	£
<b>BOMBAY (CHIEF PORT)—continued</b>										
<b>Machinery and Millwork—</b>										
Prime-movers (other than electrical)—										
Locomotives (excluding those for railways)										
Oil Engines (a)						7,542	446		17,148	18,135
Steam Engines (a)										159,156
Others (a)										6,270
Other than Locomotives						106,148	47,597	31,268	104,470	
Oil Engines (a)										415,320
Steam Engines (a)										212,368
Others (a)										29,600
Electrical machinery of all kinds, not including instruments, apparatus, appliances, and parts thereof—										
Control and Switch gear (a)										3,650
Generators, alternators, and dynamos						9,773	386	303	107,505	88,606
Motors						14,761	5,106	17,130	55,867	124,795
Transformers (a)										9,328
Other kinds						71,638	44,273	80,600	139,958	279,025
Machinery, not being prime-movers or electrical machinery—										
Erated water making machinery						365	273	1,073	2,884	9,067
Agricultural machinery						193	223	694	16,418	64,206
Bollers						34,575	10,241	10,701	64,006	473,582
Boots and shoes manufacturing machinery (a)										32,947
Leather tanning and curing machinery (a)										4,541
Machine tools (a)										520,066
Metal working machinery								179	60,565	
Mining machinery						1,288	1,056	2,269	1,567	
Coal										16,167
Other sorts										715
Oil crushing and refining machinery						475	1,202	2,490	1,975	22,328
Paper mill machinery						1,709	4,377	3,245	2,647	3,935
Refrigerating machinery						998	786	2,568	2,788	84,014
Rice and flour mill machinery						9,709	8,097	27,181	60,142	128,994
Saw mill and wood working machinery						2,675	1,327	13,366	14,158	11,375
Sewing and knitting machines and parts thereof—										
Sewing and knitting machines	no.	15,808	14,188	5,094	10,771	79,219	75,663	83,524	90,106	138,574
Parts of sewing and knitting machines and accessories	value					10,037	13,240	29,826	28,730	56,499
Sugar machinery						683	838	2,274	113	8,537
Textile machinery—										
Cotton						769,458	710,175	1,010,702	987,681	
Cotton spinning machinery (a)										1,128,268
Cotton weaving machinery (a)										1,780,621
Bleaching and dyeing machinery (a)										43,063
Printing machinery (a)										517
Other sorts of cotton machinery (a)										511
Shuttles* (excluding those for sewing machines)									86,531	511,124
Other sorts						1,575	3,471	15,423	10,064	134,090
										86,052

NOTE.—The sterling figures have been converted at the rate of B10=£1 for 1919-20 and 1920-21, and B15=£1 for earlier years  
\* separately recorded from 1919-20  
(a) " " " " 1920-21

No. 12—continued  
IMPORTS—continued

PRINCIPAL AND OTHER ARTICLES	QUANTITY					VALUE				
	1916-17	1917-18	1918-19	1919-20	1920-21	1916-17	1917-18	1918-19	1919-20	1920-21
<b>BOMBAY—continued</b>										
<b>BOMBAY (CHIEF PORT)—continued</b>										
<b>Machinery and Mill work—continued</b>										
Typewriters . . . no.	1,733	3,112	2,875	3,312	6,295	20,804	40,664	30,392	67,733	139,551
Parts and accessories . . . value	—	—	—	—	—	3,362	3,208	5,871	3,737	12,047
Other sorts of machinery excluding printing machinery . . .	—	—	—	—	—	156,635	141,000	135,353	338,436	1,232,893
Total of Machinery and Millwork . . .	—	—	—	—	—	1,302,810	1,114,541	1,456,431	2,854,219	7,330,926
Matches—										
Safety . . . gross of boxes	4,036,273	6,195,645	2,951,603	5,702,857	8,246,699	945,847	541,330	375,051	765,544	300,378
Other sorts . . .	1,390,258	2,965,189	2,188,485	2,261,126	2,279,177	85,301	275,871	194,726	282,856	281,349
Total of Matches . . .	5,426,536	9,160,834	5,090,088	7,963,983	5,525,876	331,148	817,201	470,687	1,048,500	680,727
Mats and matting (except coir and rubber) . . . sq. yds.	566,036	595,130	523,360	595,882	447,310	11,197	14,397	15,333	32,473	32,250
<b>Metals and Ores—</b>										
<b>Aluminium—</b>										
Unwrought (ingots, blocks, bars) . . . cwts.	—	—	207	2,130	7,700	—	—	3,024	16,009	31,214
Wrought—										
Circles and sheets . . .	490	685	1,603	8,735	—	8,356	14,442	36,955	115,351	—
Circles (a) . . .	—	—	—	—	22,566	—	—	—	—	355,373
Sheets (a) . . .	—	—	—	—	2,026	—	—	—	—	31,060
Other manufactures . . .	81	7	9	547	3,034	1,292	117	218	7,700	49,329
Total of Aluminium . . .	561	692	2,019	11,412	30,396	9,648	14,559	40,197	139,150	409,976
Artificial iron metal (a) . . .	—	—	—	719	1,014	—	—	—	5,830	9,715
<b>Brass, Bronze, and similar alloys and manufactures thereof—</b>										
Unwrought . . .	—	—	40	100,997	77,272	—	—	480	320,312	237,054
Wrought—										
Mixed or yellow metal for sheathing . . .	2,704	2,395	1,366	98,996	183,387	19,062	23,307	8,515	622,541	1,070,629
Other sorts . . .	16,194	35,230	64,147	71,985	78,246	106,640	203,349	473,631	507,043	570,588
Total of Brass, etc. . .	18,898	37,625	65,553	271,978	338,905	125,702	226,556	482,626	1,449,895	2,498,271
<b>Copper—</b>										
Old, for re-manufacture . . .	2,849	1,061	255	2,337	1,733	3,913	4,080	1,113	13,323	6,601
Unwrought—										
Tiles, ingots, cakes, bricks, and slabs . . .	95	2,657	1,612	54,594	10,564	605	15,335	9,388	322,900	70,015
Other sorts . . .	1,504	—	23	—	—	11,225	—	163	—	—
Wrought—										
Brasiers and sheets . . .	1,056	907	10,421	99,259	316,117	7,707	7,532	31,316	670,314	1,405,476
Wire, excluding wire of telegraph and telephone . . .	1,039	4,373	3,512	1,534	3,868	7,621	42,093	23,351	15,055	33,906
Other manufactures . . .	2,075	11,873	8,542	10,313	7,628	39,033	150,148	82,710	100,149	126,705
Total of Copper (excluding Ore) . . .	9,518	20,871	24,365	188,037	191,910	75,164	225,298	203,041	1,122,245	1,736,383
German silver . . .	409	159	—	26	5,033	3,625	2,333	—	585	78,416
<b>Iron—</b>										
Pig . . . tons	370	24	—	1,673	2,900	3,241	239	—	20,693	46,903
Manufactures—										
Angle, bolt, and rod . . .	1,505	320	244	163	160	27,162	7,078	10,336	3,393	8,827
Bars and channel . . .	3,817	1,334	1,335	1,016	1,969	49,060	32,560	30,841	31,608	61,230
Rice bowls . . .	18	11	14	—	1	251	250	329	12	49
Total of Iron (excluding Ore) . . .	4,705	1,639	1,493	2,857	5,030	79,714	40,177	47,566	60,612	136,769
<b>Iron or steel—</b>										
Anchors and cables . . . tons	233	56	31	191	183	7,412	2,113	1,165	11,065	11,145
Beams, pillars, girders, and bridge-work . . .	2,076	117	10	5,329	21,747	30,835	5,573	395	126,922	304,923
Bolts and nuts . . .	1,541	673	1,214	990	2,314	54,973	31,706	103,590	74,271	212,517
Fencing wire (g) . . .	—	—	—	98	263	—	—	—	4,541	17,009

NOTE.—The sterling figures have been converted at the rate of B10=£1 for 1919-20 and 1920-21, and B15=£1 for earlier years.

(a) Separately recorded from 1920-21

(b) " " " " 1918-20

TRADE AT CHIEF PORT  
BOMBAY

( 80 )

No. 12—continued.  
IMPORTS—continued.

PRINCIPAL AND OTHER ARTICLES	QUANTITY					VALUE				
	1916-17	1917-18	1918-19	1919-20	1920-21	1916-17	1917-18	1918-19	1919-20	1920-21
<b>BOMBAY—continued</b>										
<b>BOMBAY (CHIEF PORT)—continued</b>										
<b>Metals and Ores—continued</b>										
<b>Iron or Steel—continued</b>										
Hoops and strips . . . . . Tons	15,013	13,513	7,672	11,822	12,490	346,244	463,475	270,373	385,888	498,477
Nails, rivets, and washers . . . . . "	8,804	3,573	9,253	2,591	4,816	181,985	150,903	592,112	157,741	366,644
Old, for re-manufacture . . . . . "	606	679	1,557	3,320	5,792	1,795	2,259	6,739	21,853	39,870
Pipes and fittings, cast . . . . . "	4,446	3,202	4,439	5,273	9,269	78,558	41,302	79,504	124,995	299,790
Balls, chairs, and fish plates (excluding those for railways) . . . . . "	157	301	34	2,094	1,072	1,961	8,268	2,385	42,347	39,508
Screws . . . . . "	488	23	647	278	420	28,829	2,297	88,852	37,310	68,924
Sheets and plates—										
Galvanized (corrugated) (a) . . . . . "	1,238	1,355	292	18,303	21,295	84,466	56,977	19,312	441,804	959,123
Plain (a) . . . . . "				2,659	3,991				119,632	199,916
Tinned . . . . . "	10,568	6,028	5,363	10,030	11,293	309,023	236,850	220,413	475,619	363,966
Not galvanized or tinned . . . . . "	7,517	4,025	3,003	16,190	22,465	156,099	151,047	115,973	435,397	864,671
Tubes, pipes and fittings, wrought . . . . . "	4,167	3,836	3,423	5,370	9,285	119,951	142,147	154,940	309,988	792,386
Wire, other than fencing wire . . . . . "	2,110	2,157	1,897	1,337	1,411	80,959	94,524	82,436	60,680	79,212
Wire nails (a) . . . . . "	—	—	—	1,522	1,463	—	—	—	67,457	91,394
Wire rope (b) . . . . . "	—	—	925	—	—	—	—	148,971	—	—
Galvanized (a) . . . . . "	—	—	—	392	253	—	—	—	37,603	33,230
Black (a) . . . . . "	—	—	—	1	—	—	—	—	55	—
Other manufactures of iron or steel . . . . . "	690	209	274	2,189	2,238	23,302	34,921	23,855	67,354	187,801
<b>Total of Iron or Steel . . . . . "</b>	<b>57,648</b>	<b>40,354</b>	<b>39,863</b>	<b>85,449</b>	<b>132,068</b>	<b>1,456,193</b>	<b>1,422,272</b>	<b>1,911,065</b>	<b>3,002,022</b>	<b>6,438,566</b>
<b>Steel—</b>										
Angle . . . . . "	3,376	1,210	773	4,790	7,574	49,271	23,527	31,689	96,728	240,524
Spring (a) . . . . . "	—	—	—	1,310	777	—	—	—	56,136	37,003
Bars . . . . . "	3,056	1,755	5,291	19,670	42,835	116,500	39,884	222,010	474,989	1,359,331
Channels (a) . . . . . "	—	—	—	502	1,128	—	—	—	14,312	45,111
Cast . . . . . "	696	269	120	540	—	16,409	15,204	7,314	35,324	—
Tool steel—										
High speed (c) . . . . . "	—	—	—	—	167	—	—	—	—	26,016
Carbon (c) . . . . . "	—	—	—	—	560	—	—	—	—	39,271
Cast steel bars (c) . . . . . "	—	—	—	—	1,180	—	—	—	—	56,558
Other Cast Steel (c) . . . . . "	—	—	—	—	324	—	—	—	—	13,980
Ingots, blooms, billets, and slabs . . . . . "	75	—	90	70	145	1,539	—	3,054	2,396	4,407
<b>Total of Steel . . . . . "</b>	<b>12,103</b>	<b>3,234</b>	<b>6,283</b>	<b>26,891</b>	<b>54,600</b>	<b>183,729</b>	<b>78,615</b>	<b>264,067</b>	<b>679,885</b>	<b>1,816,261</b>
<b>Lead—</b>										
<b>Unwrought—</b>										
Ore . . . . . "	40	1	34	257	466	1,386	34	2,049	26,250	30,101
Pig . . . . . cwt	2,393	1,564	1,294	8,197	4,406	3,073	2,805	2,104	15,040	9,924
Other sorts . . . . . "	1,470	4,204	3,503	2,637	3,210	1,659	2,547	3,024	2,478	12,208
<b>Wrought—</b>										
Sheets, pipes, and tubes . . . . . "	7,478	9,389	8,828	8,514	9,357	15,540	29,913	30,333	24,867	36,969
Other sorts . . . . . "	1,313	433	1,724	2,696	4,020	4,082	1,737	6,573	7,469	17,579
<b>Total of Lead (excluding Ore) . . . . . "</b>	<b>12,654</b>	<b>15,593</b>	<b>15,349</b>	<b>22,044</b>	<b>21,193</b>	<b>25,259</b>	<b>37,002</b>	<b>42,034</b>	<b>49,854</b>	<b>76,630</b>
<b>Quicksilver . . . . . lbs</b>	<b>51,844</b>	<b>33,353</b>	<b>44,825</b>	<b>304,763</b>	<b>12,750</b>	<b>12,610</b>	<b>23,119</b>	<b>15,236</b>	<b>94,931</b>	<b>3,337</b>
<b>Solder . . . . . cwt</b>	<b>659</b>	<b>320</b>	<b>—</b>	<b>34</b>	<b>66</b>	<b>3,070</b>	<b>1,927</b>	<b>5</b>	<b>306</b>	<b>769</b>
<b>Tin—</b>										
Unwrought (blocks, ingots, bars, and slabs) . . . . . "	10,117	5,345	1,071	13,589	19,004	89,273	55,032	13,151	225,056	156,633
Wrought (including plates or sheets, not being tinned iron) . . . . . "	146	49	10	219	189	2,304	647	367	2,762	4,723
<b>Total of Tin . . . . . "</b>	<b>10,263</b>	<b>5,394</b>	<b>1,081</b>	<b>13,808</b>	<b>19,193</b>	<b>91,577</b>	<b>55,679</b>	<b>13,518</b>	<b>227,812</b>	<b>161,356</b>

NOTE.—The sterling figures have been converted at the rate of £10=£1 for 1919-20 and 1920-21, and £15=£1 for earlier years.  
(a) Separately recorded from 1919-20  
(b) " " " " 1918-19  
(c) " " " " 1920-21

No. 12—continued  
IMPORTS—continued

PRINCIPAL AND OTHER ARTICLES	QUANTITY					VALUE				
	1916-17	1917-18	1918-19	1919-20	1920-21	1916-17	1917-18	1918-19	1919-20	1920-21
<b>BOMBAY—continued</b>										
<b>BOMBAY (CHIEF PORT)—continued</b>										
<b>Metals and Ores—continued</b>										
<b>Zinc or Spelter—</b>										
Unwrought . cwts	2,261	7,040	2,568	40,927	16,378	6,829	20,205	8,130	115,953	38,929
Wrought or manufactured . "	4,287	5,018	3,907	3,982	3,976	21,548	21,470	17,873	14,417	23,393
Other sorts . "	710	1,054	50	618	206	1,984	2,847	212	1,709	1,155
<b>Total of Zinc or Spelter</b>	<b>7,258</b>	<b>13,112</b>	<b>6,525</b>	<b>55,527</b>	<b>20,560</b>	<b>30,361</b>	<b>44,522</b>	<b>26,215</b>	<b>132,079</b>	<b>63,477</b>
Metals, unenumerated . "	1,628	8,800	9,054	5,876	6,358	11,898	26,189	34,734	40,230	54,806
Ores unenumerated . tons								6		
<b>Total of Metals</b>	<b>77,570</b>	<b>49,972</b>	<b>53,351</b>	<b>142,756</b>	<b>222,735</b>	<b>2,108,647</b>	<b>2,198,225</b>	<b>2,080,284</b>	<b>7,008,488</b>	<b>13,548,662</b>
<b>Total of Ores</b>	<b>40</b>	<b>1</b>	<b>24</b>	<b>257</b>	<b>466</b>	<b>1,380</b>	<b>24</b>	<b>2,055</b>	<b>20,350</b>	<b>20,191</b>
<b>Total of Metals and Ores</b>	<b>77,610</b>	<b>49,973</b>	<b>53,375</b>	<b>143,013</b>	<b>223,201</b>	<b>2,110,027</b>	<b>2,198,249</b>	<b>2,082,339</b>	<b>7,028,838</b>	<b>13,568,853</b>
<b>Motor Cars and Motor Cycles, and parts thereof—</b>										
Motor cars . no.	1,656	292	335	4,213	4,908	401,571	73,190	49,456	1,067,086	2,695,578
Motor cycles . "	432	52	23	530	1,329	19,833	2,895	1,431	42,303	140,137
Motor wagons . "	108	6	1	621	1,052	62,782	1,938	680	190,104	916,900
Parts of motor cars and motor cycles and accessories . value						74,558	69,722	83,815	278,170	676,180
<b>Total of Motor cars, etc.</b>						<b>558,744</b>	<b>147,445</b>	<b>135,382</b>	<b>1,601,663</b>	<b>4,437,795</b>
<b>Oils—</b>										
Animal . gals.	43,112	53,327	121	7,489	—	8,004	13,214	66	2,704	—
Fish oil (a) . { cwts & gals. }	—	—	—	—	1,002	—	—	—	—	1,871
Other kinds (a) . { cwts & gals. }	—	—	—	—	205	—	—	—	—	1,633
Essential . "	13,890	15,755	15,740	16,256	—	18,504	17,325	20,389	40,032	—
Synthetic (a) . { lbs. & gals. }	—	—	—	—	19,436	—	—	—	—	32,733
Natural—										
Camphor (a) . { lbs. & gals. }	—	—	—	—	41,258	—	—	—	—	2,889
Eucalyptus (a) . { lbs. & gals. }	—	—	—	—	7,552	—	—	—	—	2,240
Lemon (a) . { lbs. & gals. }	—	—	—	—	5,330	—	—	—	—	3,063
Lavender (a) . { lbs. & gals. }	—	—	—	—	648	—	—	—	—	2,117
Peppermint (a) . { lbs. & gals. }	—	—	—	—	1,305	—	—	—	—	4,009
Other sorts (a) . { lbs. & gals. }	—	—	—	—	614	—	—	—	—	29,184
Mineral—										
Fuel Oils . gals.	5,600,359	7,309,147	10,246,833	17,743,062	24,017,708	68,304	77,929	251,754	290,643	406,743
Kerosene—										
in bulk . "	13,303,667	12,458,612	3,256,520	27,412,422	12,992,290	530,167	691,965	137,319	2,021,706	947,309
in tins . "	698,600	910,499	2,230,815	1,400,727	1,207,569	84,312	65,009	181,158	227,639	180,433

NOTE.—The sterling figures have been converted at the rate of R10=£1 in 1919-20 and 1920-21, and R15=£1 for earlier years.

(a) Separately recorded from 1920-21



TRADE AT CHIEF PORT  
BOMBAY

( 82 )

No. 12—continued  
IMPORTS—continued

PRINCIPAL AND OTHER ARTICLES	QUANTITY					VALUE				
	1916-17	1917-18	1918-19	1919-20	1920-21	1916-17	1917-18	1918-19	1919-20	1920-21
<b>BOMBAY—continued</b>										
<b>BOMBAY (CHIEF PORT)—continued</b>						£	£	£	£	£
<b>Oils—continued</b>										
<b>Mineral—continued</b>										
Lubricating oils— Other kinds. gals.	3,139,922	2,757,293	2,406,727	3,769,932	4,482,802	210,187	224,890	195,353	580,008	892,445
Petroleum dangerous flashing below 76° F. Benzene Benzol, Petrol and other motor spirits.	12,082	140,816	40	150	..	1,304	13,323	5	69	..
Others.	320,541	156,066	711,021	203,881	197,893	26,411	17,181	26,433	43,029	40,814
<b>Vegetable, non-essential—</b>										
Coconut.	20,477	5,370	37,323	10,169	4,278	3,755	690	3,041	2,412	1,109
Linseed.	99,347	39,874	2,403	93,352	167,907	21,319	10,258	192	45,752	93,447
Others.	14,063	7,309	1,771	9,945	7,295	2,795	1,987	713	4,750	2,808
<b>Total of Oils.</b>	<b>23,125,910</b>	<b>23,083,948</b>	<b>23,083,564</b>	<b>50,072,245</b>	<b>43,140,087</b>	<b>915,035</b>	<b>983,464</b>	<b>817,325</b>	<b>3,261,978</b>	<b>2,628,622</b>
Oil-cloth and floor-cloth. sq. yds.	953,154	269,589	259,273	186,835	676,815	49,784	10,154	36,954	26,390	145,746
Optum † Packing—Engine and Boiler—of all kinds, including asbestos value	130	47	114	..	1	2,020	851	1,366	..	8
<b>Paints and painters' materials—</b>										
Paints and colours—						11,789	9,718	13,410	16,231	9,641
Enamels prepared (c) cwt.	—	—	—	—	1,593	—	—	—	—	18,230
Graphite (a) "	—	—	5,584	2,301	3,696	—	—	4,207	4,121	5,573
White and red lead "	18,166	12,931	19,679	—	—	45,111	40,023	61,736	—	—
<b>Red lead—</b>										
Genuine dry (b) "	—	—	—	15,503	7,863	—	—	—	46,748	29,780
Reduced dry (b) "	—	—	—	1,090	3,089	—	—	—	1,231	6,033
<b>White lead—</b>										
Genuine dry (b) "	—	—	—	1,759	2,671	—	—	—	5,627	12,196
Reduced dry (b) "	—	—	—	206	30	—	—	—	575	25
Genuine moist (b) "	—	—	—	15,312	13,727	—	—	—	55,722	64,104
Reduced moist (b) "	—	—	—	603	30	—	—	—	2,214	88
<b>Zinc, white—</b>										
Genuine dry (b) "	—	—	—	788	857	—	—	—	3,223	5,367
Reduced dry (b) "	—	—	—	127	158	—	—	—	171	352
Genuine moist (b) "	—	—	—	8,197	10,366	—	—	—	40,405	63,351
Reduced moist (b) "	—	—	—	293	421	—	—	—	900	1,159
<b>Blue paint or Paris blue (c) "</b>										
Other sorts.	92,831	73,509	74,081	69,590	73,730	271,590	172,103	224,854	241,736	359,992
<b>Painters' materials (other than paints and colours)—</b>										
Turpentine— Genuine Turpentine (b) " Turpentine substitute (b) "	3,442	1,730	1,486	2,385	1,966	3,549	6,718	5,245	19,764	17,550
Varnish (b) "	—	—	—	12,091	11,108	—	—	—	5,399	5,312
Other kinds. value	—	—	—	—	—	43,296	33,573	25,091	107,023	117,889
<b>Total of Paints and Painters' materials.</b>						<b>368,548</b>	<b>252,417</b>	<b>331,134</b>	<b>552,032</b>	<b>723,261</b>
<b>Paper and Paste-board—</b>										
Paper—										
Packing paper. cwt.	8,683	13,390	13,778	7,046	49,168	15,400	39,075	49,840	37,458	223,750
Printing paper "	106,874	96,307	84,233	102,080	214,591	239,754	231,446	247,185	294,262	940,369
Writing paper and envelopes*	—	—	—	—	197,402	152,997	147,545	157,531	246,130	962,464

NOTE.—The sterling figures have been converted at the rate of R10=£1 in 1919-20 and 1920-21, and R15=£1 for earlier years.  
(a) Separately recorded from 1918-19.  
(b) Separately recorded from 1919-20.  
(c) " " " " 1920-21.  
\* Quantity not available prior to year 1920-21.  
† Retail at a special case.

No. 12—continued  
IMPORTS—continued

PRINCIPAL AND OTHER ARTICLES	QUANTITY					VALUE				
	1916-17	1917-18	1918-19	1919-20	1920-21	1916-17	1917-18	1918-19	1919-20	1920-21
BOMBAY—continued										
BOMBAY (CHIEF PORT)—contd.										
Paper and Pasteboard—contd.										
Paper—contd.										
Other kinds of paper (b) cwt.	145,686	84,918	47,237	171,002	188,386	196,827	285,783	193,240	223,060	460,065
Paper manufactures (a)	—	—	—	—	3,500	—	—	9,960	13,980	27,658
Pasteboard, mill-board, and cardboard of all kinds	67,608	55,647	40,831	83,889	69,192	38,254	69,628	57,405	138,271	131,374
Total of Paper and Pasteboard value	—	—	—	—	—	698,233	726,482	718,161	1,054,169	2,745,068
Perfumery (not being perfumed spirits) value	—	—	—	—	—	18,955	10,197	8,853	21,598	12,758
Pitch and Tar—										
Coal tar and pitch										
Stockholm tar and pitch cwt.	99,480	62,994	43,617	50,834	65,282	31,089	24,006	24,813	27,361	46,218
				2,860	1,062				3,643	3,742
Total Pitch and Tar	99,480	62,994	43,617	53,194	67,244	31,089	24,006	24,813	31,504	51,959
Polishes—										
Polishes and compositions for application to leather value	—	—	—	—	—	23,307	21,958	20,265	47,601	103,324
Polishes and compositions for application to metals, etc.	—	—	—	—	—	12,658	13,505	10,346	18,100	22,877
Wood polish (a)	—	—	—	—	—	—	—	—	—	5,925
Total of Polishes	—	—	—	—	—	35,965	35,463	30,611	65,701	132,126
Precious Stones and pearls, unset—										
Precious stones	—	—	—	—	—	398,108	432,362	246,113	2,810	4,568
Pearls	—	—	—	—	—	—	—	—	523,973	515,455
Total of Precious stones and pearls, unset	—	—	—	—	—	398,108	432,362	246,113	526,783	520,023
Printing and Lithographing machinery and materials (excluding paper)—										
Printing and Lithographing Presses value	—	—	—	—	—	361	900	5,157	—	97,078
Printing type (a) cwt.	—	—	—	—	343	—	—	—	—	10,081
Printers' and Lithographer's ink value	—	—	—	—	—	—	—	—	12,714	24,777
Other materials	—	—	—	—	—	14,119	11,686	11,416	19,027	28,323
Total of Printing, etc.	—	—	—	—	—	14,480	12,586	16,573	31,741	180,184
Prints, Engravings, and Pictures—										
Photographs and picture post-cards	—	—	—	—	—	543	899	79	6,372	2,082
Others	—	—	—	—	—	2,599	975	1,488	12,185	12,408
Total of Prints, etc.	—	—	—	—	—	3,142	1,877	1,567	18,557	14,490
Provisions and Oilman's stores—										
Bacon and hams cwt.	5,092	1,490	2,347	4,160	2,829	37,720	12,909	22,767	60,107	42,728
Biscuits and cakes	25,084	170,450	3,204	14,479	7,979	124,754	86,708	15,099	118,596	83,078
Cheese (including canned)	3,005	1,709	2,206	2,056	3,711	26,314	17,828	22,507	24,442	69,994
Cocoa and chocolate	4,310	1,601	2,826	3,429	2,494	37,655	9,012	21,308	45,973	48,512
Farinaceous and patent food	40,317	32,255	7,274	23,570	44,885	44,431	45,176	16,077	66,898	83,515
Ghi	179	22	74	5,825	6,005	809	111	473	52,250	44,427

NOTE.—The sterling figures have been converted at the rate of R10=£1 in 1919-20 and 1920-21, and R15=£1 for earlier years

(a) Separately recorded from 1920-21

(b) Includes Paper manufactures prior to 1918-19

TRADE AT CHIEF PORT  
BOMBAY

( 84 )

No. 12—continued  
IMPORTS—continued

[PRINCIPAL AND OTHER ARTICLES	QUANTITY					VALUE				
	1916-17	1917-18	1918-19	1919-20	1920-21	1916-17	1917-18	1918-19	1919-20	1920-21
<b>BOMBAY—continued</b>										
<b>BOMBAY (CHIEF PORT)—continued</b>										
<b>Provisions and Oilman's Stores—continued</b>										
Isinglass(b) . . . cwt	—	—	—	418	406	—	—	—	10,428	7,412
Jams and jellies . . . "	17,850	7,518	5,229	3,391	6,488	55,452	21,718	17,867	15,066	32,055
Milk, condensed and preserved, including milk cream . . . "	22,872	13,716	18,341	22,084	15,013	61,297	62,218	68,315	116,838	94,926
Pickles, chutnies, sauces and condiments . . . "	1,352	1,125	1,573	1,345	892	6,316	6,092	9,466	11,335	5,771
Canned and bottled provisions (not specified elsewhere)—										
Canned or bottled fruits (a) . . . "	—	—	—	—	2,794	—	—	—	—	13,710
Tinned or canned fish(b), . . . "	67,585	36,571	43,139	6,830	3,460	247,553	154,812	214,453	47,412	125,277
Others (b) . . . "	—	—	—	45,180	41,267	—	—	—	327,006	359,069
Other sorts of provisions . . . value	—	—	—	—	—	19,813	9,102	10,154	12,590	18,159
Total of provisions, etc. . . value	—	—	—	—	—	662,204	375,676	443,481	805,947	929,636
<b>Railway plant and rolling-stock—</b>										
<b>Carriages and wagons and parts thereof . . . "</b>										
	—	—	—	—	—	125,885	78,944	214,417	803,639	2,381,055
<b>Locomotive engines and tenders and parts thereof . . . "</b>										
	—	—	—	—	—	62,938	25,098	81,304	123,765	1,305,606
<b>Materials for construction—</b>										
<b>Bridge work . . . tons</b>										
	717	—	—	1,021	473	18,353	—	—	28,975	21,490
<b>Balls, chairs, and fish plates of steel or iron . . . "</b>										
	10,092	6	6	3,411	11,767	109,912	42	303	264,294	362,386
<b>Sleepers and keys of steel or iron . . . "</b>										
	4,312	—	—	—	31,973	44,310	—	—	9	772,567
<b>Sleepers of wood . . . "</b>										
	2,988	8	—	771	6,164	11,294	49	—	10,917	66,378
<b>Other kinds of materials . . . "</b>										
	2,478	300	79	1,796	6,125	80,325	6,738	4,386	56,001	278,181
Total of Railway plant and rolling-stock . . . value	—	—	—	—	—	423,026	105,871	300,410	1,287,600	5,188,562
<b>Rubber—</b>										
<b>Raw Manufactures—</b>										
<b>Tyres for Motor cars and motor cycles . . . no.</b>										
	44,437	39,796	32,401	41,148	82,160	119,019	177,596	169,043	313,613	533,272
<b>Tubes for Motor tyres . . . "</b>										
	39,092	40,017	33,658	54,231	149,193	22,590	44,623	36,575	90,268	143,612
<b>Other Manufactures (except apparel and boots and shoes) . . . value</b>										
	—	—	—	—	—	143,855	131,203	173,672	284,316	433,266
Total of Rubber . . . "	—	—	—	—	—	293,439	353,422	379,516	688,097	1,115,270
<b>Seeds—</b>										
<b>Oil-seeds—</b>										
<b>Essential . . . tons</b>										
	349	315	63	1,699	1,139	14,735	12,849	5,559	93,916	50,352
<b>Non-essential—</b>										
<b>Copra or coconut kernel . . . "</b>										
	4,395	10,476	6,856	7,307	4,570	89,789	171,721	139,889	309,025	195,953
<b>Cotton . . . "</b>										
	—	408	508	1	1	—	1,520	2,323	12	13
<b>Groundnuts . . . "</b>										
	—	65	—	39	463	—	376	—	1,228	12,234
<b>Linseed . . . "</b>										
	112	36	—	1194	58	972	310	—	2,230	2,980
<b>Sesamum (oil or jinjiv) . . . "</b>										
	25	—	303	534	1,203	346	2	—	7,462	18,557
<b>Others . . . "</b>										
	18	11	40	160	77	116	458	857	4,087	2,175
Total of Oil seeds . . . "	4,887	11,208	7,767	9,759	7,516	105,808	187,236	155,590	429,105	299,405
<b>Other than Oil-seeds . . . "</b>										
	380	67	87	23	30	11,446	5,145	4,963	13,969	15,114
Total of Seeds . . . "	5,267	11,275	7,854	9,782	7,546	117,254	192,381	160,553	443,074	314,519

NOTE.—The sterling figures have been converted at the rate of R10=£1 in 1919-20 and 1920-21, and R15=£1 for earlier years.  
(a) Separately recorded from 1920-21.  
(b) Separately recorded from 1919-20.

No. 12—continued  
IMPORTS—continued

PRINCIPAL AND OTHER ARTICLES	QUANTITY					VALUE				
	1916-17	1917-18	1918-19	1919-20	1920-21	1916-17	1917-18	1918-19	1919-20	1920-21
BOMBAY—continued										
BOMBAY (CHIEF PORT)—continued										
Shells and Cowries—										
Cowries	12,764	4,818	3,864	6,600	11,131	3,427	1,142	694	3,653	7,508
Shells— (chanks, sankhli, large or- namental shells, cowras, mother- of-pearl shells, and oyster shells)	5,360	2,941	1,580	3,771	6,235	11,364	1,740	362	10,405	6,838
Tortoise shell (in- cluding nakhla or naki)	24,030	11,864	13,262	37,802	12,721	5,069	3,669	3,590	11,189	4,540
Total of Shells and Cowries						19,860	6,551	5,156	25,247	18,886
Ships, parts of (including Launches and Boats)						6,174	24,243	10,537	14,710	20,772
Smoker's requisites (excluding Tobacco)						19,070	8,243	9,812	30,402	25,162
Soap—										
Household and laundry soap in bars or tablets	145,599	120,300	71,941	138,603	114,748	179,096	203,177	166,233	365,804	301,314
Toilet soap	12,948	12,544	13,132	11,635	13,353	63,262	80,070	108,542	145,931	178,032
Other sorts	2,838	3,601	1,856	1,741	4,092	5,033	7,320	7,435	8,071	18,409
Total of Soap	161,385	144,935	86,929	151,984	132,193	247,391	300,167	282,210	519,706	497,755
Spices—										
Betelnuts	117,603	84,574	135,474	86,510	65,271	71,344	57,115	125,170	122,158	85,410
Cardamoms	1,245	1,002	517	43	1,178	3,376	9,742	2,398	517	10,344
Chillies	5	6	185	1,481	46	5	6	179	6,740	120
Cloves	93,347	71,880	103,618	82,635	54,099	237,036	252,891	352,272	542,334	313,652
Ginger	12,673	13,354	3,093	1,724	1,095	17,497	18,341	5,181	5,319	2,341
Nutmegs	4,336	9,631	3,351	6,361	3,932	8,767	20,539	9,639	27,625	33,311
Pepper	6,809	8,253	2,186	2,371	1,370	18,563	27,739	9,419	13,910	10,423
Others	1,341	1,695	1,471	3,134	1,261	11,352	11,934	10,868	10,935	8,150
Total of Spices	237,954	191,223	250,375	185,309	128,302	372,999	398,357	515,048	748,536	444,751
Starch and Farina										
Starch (a)	—	—	45,052	159,223	82,033	—	—	48,908	270,096	129,373
Farina and potato flour (a)	—	—	422	10,517	11,865	—	—	735	23,731	23,077
Total of Starch and Farina	114,722	174,395	45,474	169,745	93,898	112,424	184,295	49,643	294,417	157,050
Stationery (ex- cluding paper)						224,044	190,248	235,374	422,313	374,470
Stone and Marble—										
Stone and marble	3,321	2,513	2,742	3,101	3,631	3,313	9,323	7,170	19,403	43,430
Articles of stone and marble	46	57	161	154	194	810	1,390	2,052	4,732	13,233
Total of Stone and Marble	3,367	2,570	2,903	3,255	3,825	4,123	11,113	9,222	24,135	56,663
Sugar—										
Sugar, 16 Dutch standard and above	139,971	139,403	139,343	133,679	81,755	3,223,739	3,244,214	3,165,666	3,124,714	3,061,794
Sugar, 15 Dutch standard and below	20	155	—	—	—	303	1,938	—	62	45
Molasses	3,463	1,264	—	7,322	444	11,211	3,637	—	63,112	4,566
Confectionery	371	107	93	423	353	36,235	12,817	14,142	63,352	98,611
Saccharin	3,100	496	460	26,847	34,732	5,049	1,373	671	29,243	46,047
Total of Sugar	143,225	140,934	139,939	144,442	82,599	3,276,587	3,264,069	3,180,479	3,200,463	3,111,065
Tallow and Stearins (including grease and animal fat)	40,936	14,929	2,359	25,446	67,545	110,236	44,424	6,752	120,377	375,673
Tea—										
Black	1,777,036	3,672,799	4,334,223	2,632,464	1,497,130	64,195	130,290	227,260	165,233	81,293
Green	1,584,734	4,181,324	3,547,115	3,229,408	2,723,622	69,223	201,133	237,653	275,256	233,573
Total of Tea	3,361,820	7,854,123	7,881,338	5,861,872	4,220,752	133,417	331,423	464,913	440,489	314,866

NOTE.—The sterling figures have been converted at the rate of £10=₹1 in 1910-20 and 1920-21, and £15=₹1 for earlier years  
(a) Separately recorded from 1918-19

TRADE AT CHIEF PORT  
BOMBAY

( 86 )

No. 12—continued  
IMPORTS—continued

PRINCIPAL AND OTHER ARTICLES	QUANTITY					VALUE				
	1916-17	1917-18	1918-19	1919-20	1920-21	1916-17	1917-18	1918-19	1919-20	1920-21
<b>BOMBAY—continued</b>										
<b>BOMBAY (CHIEF PORT)—continued</b>										
Telephones, materials for construction and accessories . . . value	—	—	—	—	—	16,679	10,339	12,444	8,355	46,116
<b>Textiles—</b>										
<b>Cotton—</b>										
Raw . . . tons	1,597	2,438	4,660	3,155	9,259	141,344	262,604	801,959	671,918	1,698,788
Waste . . . cwts	1,460	6	6	2	1	1,780	5	16	4	1
<b>Twist and yarn—</b>										
<b>Grey—</b>										
Nos. 1 to 10 lbs	—	1,200	97,244	40,000	109,600	—	92	7,613	4,850	9,563
" 11 to 15 "	—	1,733	42,032	71,344	28,800	—	153	4,405	8,731	3,108
" 16 to 20 "	490,787	5,650	6,264,847	148,761	5,294,995	8,078	539	628,728	25,505	714,237
" 21 to 25 "	1,200	19,036	—	8,400	72,752	48	1,430	—	1,638	21,687
" 26 to 30 "	778,566	435,864	1,884,006	481,435	2,382,429	46,415	43,261	168,228	89,837	540,784
" 31 to 40 "	1,670,763	953,291	3,207,552	1,046,084	7,510,387	103,840	166,387	1,187,314	248,105	1,044,848
" 41 to 50 "	1,044,234	869,836	3,069,235	774,611	632,200	78,132	98,435	439,147	184,678	285,572
" 51 to 80(a) "	—	—	—	584,424	784,599	—	—	—	186,280	304,248
" 81 to 100(a) "	1,102,974	734,655	1,863,598	509,092	381,792	114,829	120,824	418,494	139,616	175,065
Above No. 100(a) "	—	—	—	8,097	23,516	—	—	—	3,393	10,604
Two folds (doubles) (a),	—	—	—	339,104	3,069,641	—	—	—	212,527	920,240
<b>Orange, red, and other colours—</b>										
Nos. 1 to 20 "	34,487	1,130	—	2,000	24,300	3,094	58	—	415	6,461
" 21 to 25 "	3,670	2,800	390	—	13,600	301	420	—	—	3,760
" 26 to 30 "	138,234	44,180	29,600	49,200	90,900	12,069	6,129	3,745	11,958	28,752
" 31 to 40 "	1,873,905	370,828	444,726	630,100	1,172,223	199,948	131,697	92,612	172,519	463,697
" 41 to 50 "	182,906	9,700	79,469	70,700	99,981	12,383	1,390	18,007	13,518	39,583
Above No. 50 "	37,031	13,378	17,315	5,300	15,678	4,828	2,553	4,443	1,809	6,314
Two folds (doubles)(a) "	—	—	—	805,841	742,919	—	—	—	90,754	286,093
Bleached (white)(a) "	—	—	—	586,749	1,234,231	—	—	—	122,107	466,302
Mercurised cotton yarn "	1,612,390	1,046,748	373,993	462,761	1,208,825	213,786	192,448	187,592	220,942	676,991
Unspecified descriptions of Twist and yarn "	895,450	1,047,691	706,973	—	36	79,519	138,418	112,556	—	1
<b>Total of Twist and Yarn</b>	<b>9,661,577</b>	<b>6,054,720</b>	<b>23,100,981</b>	<b>6,559,003</b>	<b>24,943,536</b>	<b>878,563</b>	<b>844,434</b>	<b>3,217,086</b>	<b>4,738,932</b>	<b>6,908,821</b>
<b>Manufactures—</b>										
Blankets . . . lbs	237,017	121,534	89,023	171,456	531,644	16,089	7,973	—	—	63,804
Canvas . . . yds	2,589,075	914,229	180,344	160,765	393,027	55,863	42,568	23,026	48,624	42,014
Handkerchiefs (a) no.	—	—	—	—	—	—	—	—	—	—
Shawls (a) "	6,409,335	5,053,112	4,006,361	2,059,380	3,339,821	77,639	80,642	127,898	95,441	180,599
<b>Hosiery—</b>										
Underwear (b) . . . value	—	—	—	—	—	—	—	—	—	—
Other kinds (b) "	—	—	—	—	—	280,211	113,147	177,209	325,910	76,951
<b>Total of Hosiery</b>	<b>—</b>	<b>—</b>	<b>—</b>	<b>—</b>	<b>—</b>	<b>280,211</b>	<b>113,147</b>	<b>177,209</b>	<b>325,910</b>	<b>439,531</b>
Lace and patent net . . . yds	2,036,307	2,185,115	1,368,450	443,641	373,752	31,512	140,836	65,532	39,195	45,504
<b>Piece goods—</b>										
<b>Grey (unbleached)—</b>										
Dhotis, Saris, and Scarves . . . yds	8,546,396	8,023,907	7,625,908	—	—	135,686	179,732	274,439	—	—
Drills and Jeans "	12,022,173	4,823,012	9,970,430	—	—	196,090	103,544	268,343	—	—
Jaconets, checked Madapolams, Mulls, and Cambrics "	23,490,143	24,250,039	20,259,234	—	—	—	—	—	—	—
Long cloth and Shirtings "	43,126,204	31,115,398	78,240,863	—	—	106,789	342,794	390,512	—	—
Sheetings "	34,350,509	29,929,884	44,737,370	—	—	535,643	671,847	2,163,233	—	—
T. cloth and Domestic "	37,688	1,991,106	2,348,734	—	—	520,125	616,201	1,343,358	—	—
Unspecified descriptions "	392,659	403,094	57,997	—	—	723	48,290	62,704	—	—
<b>Total of Grey (unbleached)</b>	<b>121,964,772</b>	<b>100,541,447</b>	<b>163,260,578</b>	<b>—</b>	<b>—</b>	<b>9,826</b>	<b>11,299</b>	<b>5,124</b>	<b>—</b>	<b>—</b>
<b>Total of all Textiles</b>	<b>12,858,954</b>	<b>10,654,467</b>	<b>34,261,560</b>	<b>6,559,003</b>	<b>24,943,536</b>	<b>888,389</b>	<b>958,873</b>	<b>3,222,210</b>	<b>5,064,842</b>	<b>7,818,352</b>

NOTE.—The sterling figures have been converted at the rate of R10=£1 in 1919-20 and 1920-21, and R15=£1 for earlier years  
(a) Separately recorded from 1919-20  
(b) Includes "Mull" prior to 1917-18



TRADE AT CHIEF PORT,  
BOMBAY

( 88 )

No. 12—continued  
IMPORTS—continued

PRINCIPAL AND OTHER ARTICLES	QUANTITY					VALUE				
	1916-17	1917-18	1918-19	1919-20	1920-21	1916-17	1917-18	1918-19	1919-20	1920-21
<b>BOMBAY—continued</b>										
<b>BOMBAY (CHIEF PORT)—continued</b>										
<i>Textiles—concluded</i>										
<i>Coloured, printed, or dyed—continued</i>										
<i>Printed goods—(a)</i>										
<i>Cambrics (including Madapollams</i>										
<i>Mullins, Mulls and Jaconets</i> yds.										
				8,226,667	9,633,658				350,772	575,900
Checks, spots and stripes				668,042	1,751,581				32,199	84,682
Dhutis				36,139	23,500				7,277	1,576
Drills and Jeans				107,191	1,042,740				2,081	59,760
Flannel and Flannelottes				65,636	154,050				4,808	12,282
Prints and Chintz				27,358,031	66,321,246				1,228,988	3,223,199
Saris and Scarves				5,076,194	11,577,953				293,809	789,231
Shirtings				842,714	1,874,580				43,920	101,516
Twills				97,091	411,723				7,250	35,680
Unspecified descriptions				7,200,264	12,881,385				425,504	861,837
Total Printed Goods				49,678,619	105,672,416				2,399,618	5,745,663
<i>Dyed goods (a)—</i>										
<i>Cambrics (including Madapollams</i>										
<i>Mullins, Mulls and Jaconets</i>										
Checks, spots and stripes				2,028,992	4,245,123				110,457	217,049
Dhutis				436,025	1,873,899				52,470	165,006
Dhutis				13,805	32,889				601	2,048
Drills and Jeans				895,299	2,227,071				86,477	238,032
Flannel and Flannelottes				198,005	978,075				14,041	68,412
Prints and Chintz				83,863	96,659				5,540	4,290
Saris and Scarves				235,911	159,112				12,784	9,610
Shirtings				3,554,432	10,154,393				168,533	559,757
Twills				1,162,087	3,971,250				97,773	331,869
Unspecified descriptions				14,358,702	34,433,771				1,430,769	3,962,378
Total Dyed Goods				23,572,121	58,172,242				1,960,050	5,558,451
<i>Woven coloured Goods (a)—</i>										
<i>Cambrics (including Madapollams</i>										
<i>Mullins, Mulls and Jaconets</i>										
Checks, spots and stripes				1,132,450	181,071				63,793	13,621
Dhutis				759,744	834,581				55,488	65,677
Dhutis				6,555	32,457				406	2,197
Drills and Jeans				552,131	218,810				32,815	15,636
Flannel and Flannelottes				300,006	795,865				14,122	57,447
Prints and Chintz				3,992	61,105				151	3,206
Shirtings				1,205,237	2,087,445				109,048	192,708
Twills				74,432	86,315				8,045	8,490
Lungis				400,137	144,437				27,332	13,251
Unspecified descriptions				6,193,865	9,605,320				545,462	1,060,247
Total woven coloured Goods				10,523,949	13,947,616				857,662	1,432,430
Total woven Coloured, printed or dyed Goods				33,779,639	177,842,274				5,217,330	12,736,504
Ferts of all descriptions	24,423,131	23,567,151	21,271,075	13,273,323	13,788,588	378,891	468,099	487,987	398,126	580,501
Total of Piece goods	483,445,431	597,283,973	383,796,445	351,633,688	436,928,377	8,620,000	9,063,580	11,819,153	13,016,264	25,449,893
Rope	273,228	345,739	301,305	300,747	519,021	18,176	34,521	30,497	48,026	127,615
Thread, sewing	1,382,579	906,447	841,620	412,150	545,144	174,638	196,697	161,641	185,399	321,420
Other sorts of manufactures						50,947	62,483	72,301	70,602	170,706
Total of Cotton Manufactures						9,375,185	9,732,452	12,505,513	13,850,900	26,949,441
Total of Cotton						10,395,874	10,839,495	16,525,474	16,261,606	36,552,051

NOTE.—The sterling figures have been converted at the rate of R 10 = £1 in 1919-20 and 1920-21 and R 2½ = £1 for earlier years  
(c) Separately recorded from 1919-20





TRADE AT CHIEF PORT  
BOMBAY

( 90 )

No. 12—continued  
IMPORTS—continued.

PRINCIPAL AND OTHER ARTICLES	QUANTITY					VALUE				
	1916-17	1917-18	1918-19	1919-20	1920-21	1916-17	1917-18	1918-19	1919-20	1920-21
						£	£	£	£	£
<b>BOMBAY—continued</b>										
<b>BOMBAY (CHIEF PORT)—continued</b>										
<b>Tobacco—</b>										
Unmanufactured lbs	132,103	164,909	309,402	768,932	620,172	5,530	8,859	23,389	89,764	76,925
<b>Manufactured—</b>										
Cigars . . . . .	19,180	14,794	15,678	28,490	16,182	6,876	5,565	5,631	14,122	13,298
Cigarettes . . . . .	700,560	884,337	1,014,088	1,143,743	1,106,757	248,800	311,837	378,908	519,560	507,998
Tobacco for pipes and cigarettes (a) . . . . .	—	—	—	—	190,165	—	—	—	—	59,529
Other sorts . . . . .	351,944	167,515	192,051	269,334	4,290	45,518	26,216	32,300	59,109	1,365
<b>Total of Tobacco . . . . .</b>	<b>1,203,787</b>	<b>1,231,645</b>	<b>1,531,814</b>	<b>2,206,399</b>	<b>1,937,566</b>	<b>306,814</b>	<b>352,477</b>	<b>440,223</b>	<b>632,555</b>	<b>659,113</b>
Toilet requisites (not specified elsewhere) value	—	—	—	—	—	58,276	76,207	130,403	157,165	159,539
<b>Toys and requisites for games and sports, including fishing tackle—</b>										
Toys . . . . .	—	—	—	—	—	71,370	63,598	78,696	204,103	184,492
Requisites for games and sports (excluding firearms, etc.)—										
Playing cards . . . . .	—	—	—	—	—	17,940	9,060	29,356	74,611	31,859
Others sorts . . . . .	—	—	—	—	—	17,400	16,689	18,748	25,514	43,072
<b>Total of Toys, etc. . . . .</b>	<b>—</b>	<b>—</b>	<b>—</b>	<b>—</b>	<b>—</b>	<b>106,776</b>	<b>89,347</b>	<b>121,800</b>	<b>304,328</b>	<b>259,423</b>
<b>Umbrellas and Umbrella-fittings—</b>										
Umbrellas, complete, including parasols and sunshades . . . . .	237,818	122,823	130,548	53,589	153,690	29,870	20,813	28,078	20,118	65,863
Umbrella fittings value	—	—	—	—	—	32,328	26,982	33,337	22,900	58,049
<b>Total of umbrellas, etc. . . . .</b>	<b>—</b>	<b>—</b>	<b>—</b>	<b>—</b>	<b>—</b>	<b>62,198</b>	<b>47,795</b>	<b>61,415</b>	<b>43,018</b>	<b>124,812</b>
Wax of all kinds, other than paraffin wax (excluding candles) . . . . .	4,098	1,778	435	1,868	683	11,156	6,282	1,077	8,509	4,120
<b>Wood and Timber—</b>										
<b>Timber, other than Railway sleepers—</b>										
Deal and pine wood . . . . .	19,730	21,735	3,543	5,241	6,800	171,310	245,721	52,941	128,508	181,027
Teak wood . . . . .	21,037	22,054	8,234	35,849	27,044	190,085	251,280	149,010	724,395	487,844
Other timber . . . . .	17,917	12,445	9,749	7,243	8,554	142,701	106,325	105,948	96,332	120,779
<b>Wood—</b>										
Firewood . . . . .	18	65	126	114	88	13	66	204	241	163
<b>Ornamental wood—</b>										
Sandal . . . . .	—	—	—	—	—	7,289	11,469	21,042	15,840	32,146
Others . . . . .	—	—	—	—	—	4	60	1,555	344	4,040
Manufactures of wood, other than furniture and cabinetwork . . . . .	—	—	—	—	—	14,755	19,685	11,454	46,519	34,957
<b>Total of Wood and Timber . . . . .</b>	<b>—</b>	<b>—</b>	<b>—</b>	<b>—</b>	<b>—</b>	<b>526,157</b>	<b>634,006</b>	<b>343,008</b>	<b>1,012,179</b>	<b>819,956</b>
Articles imported by post . . . . .	—	—	—	—	—	772,101	1,378,788	2,464,513	2,529,808	4,515,526
<b>All other articles of merchandise—</b>										
Unmanufactured . . . . .	—	—	—	—	—	21,870	9,877	10,201	32,423	30,910
Manufactured . . . . .	—	—	—	—	—	95,494	100,841	167,296	119,662	218,913
<b>GRAND TOTAL (exclusive of GOVERNMENT STORES) . . . . .</b>	<b>—</b>	<b>—</b>	<b>—</b>	<b>—</b>	<b>—</b>	<b>34,883,741</b>	<b>37,375,737</b>	<b>47,839,275</b>	<b>78,890,842</b>	<b>128,131,860</b>

NOTE.—The sterling figures have been converted at the rate of R10 = £1 for 1919-20 and 1920-21, and R15 = £1 for earlier years  
(a) Separately recorded from 1920-21

No. 12—continued  
IMPORTS—continued.

## GOVERNMENT STORES

PRINCIPAL AND OTHER ARTICLES	QUANTITY					VALUE				
	1916-17	1917-18	1918-19	1919-20	1920-21	1916-17	1917-18	1918-19	1919-20	1920-21
<b>BOMBAY—continued</b>						£	£	£	£	£
<b>BOMBAY (CHIEF PORT)—continued</b>										
Apparel (including drapery, uniforms and accoutrements but excluding hosiery) . . . value	—	—	—	—	—	11,136	265,466	758,280	245,337	61,122
Arms, ammunition, and military stores—										
Fire-arms, and parts thereof . . .	—	—	—	—	—	99,228	1,178,124	716,503	283,201	33,726
Other sorts . . .	—	—	—	—	—	220,775	618,250	200,469	134,841	416,590
Total of Arms, etc. . .	—	—	—	—	—	320,003	1,791,374	916,971	418,042	450,126
Boots and Shoes . . . pairs	..	..	..	..	156,730	..	..	..	..	306,859
Building and Engineering materials, other than of iron, steel, or wood—										
Cement . . . cwts	44,509	16,187	..	49	85,016	10,076	4,006	..	86	41,242
Other sorts (including pipes of earthenware) . . . value	—	—	—	—	—	639	595	..	8	450
Total of Building and Engineering materials, etc. . .	—	—	—	—	—	11,314	4,601	..	84	41,692
Carrriages and Carts (excluding railway carriages), and parts thereof . . .	—	—	—	—	—	43,592	90,217	80,342	60,181	511,148
Chemicals— . . .	—	—	—	—	—	84,739	110,650	49,927	49,318	56,944
Drugs, Medicines, and Narcotics—										
Drugs—										
Quinine salts—										
Hydrochloride or Dihydrochloride. . . lbs	388	1,400	..	35	17	2,170	3,131	..	180	201
Others . . .	352	..	..	..	30	331	..	..	..	27
Other sorts . . . value	—	—	—	—	—	14,567	..	6,307	..	..
Medicines and Narcotics . . .	—	—	—	—	—	88,106	64,824	31,585	6,669	56,065
Total of Drugs, Medicines, and Narcotics . . .	—	—	—	—	—	55,174	57,955	37,892	6,799	56,324
Earthenware and porcelain (excluding pipes of earthenware) . . .	—	—	—	—	—	2,638	6,480	8,358	2,728	6,664
Glass and Glassware . . .	—	—	—	—	—	7,683	11,802	19,065	12,398	12,589
Hardware and Cutlery, including agricultural implements and plated-ware . . .	—	—	—	—	—	338,046	206,981	541,882	466,024	246,285
Instruments, Apparatus, and Appliances, and parts thereof . . .	—	—	—	—	—	95,421	171,336	197,185	98,588	248,148
Leather—										
Manufactures—										
Other sorts (excluding boots and shoes) . . .	—	—	—	—	—	544	5,563	1,271	2,266	7,709
Liquors—										
Wines . . . Gals.	..	..	668	2,736	..	..	..	700	5,861	..
Others . . .	1,630	154	310	186	231	389	98	146	166	418
Total Liquors . . .	1,630	154	978	2,922	231	389	98	846	6,027	418
Machinery and Millwork—										
Steam-engines and parts (other than locomotives) . . . value	—	—	—	—	—	2,561	21,916	792	18,235	21,687
Other sorts of machinery . . .	—	—	—	—	—	59,666	43,970	65,724	78,851	194,270
Total of Machinery, etc. . .	—	—	—	—	—	62,227	65,886	66,516	97,086	215,957

NOTE.—The sterling figures have been converted at the rate of R10=£1 for 1919-20 and 1920-21, and R15=£1 for earlier years

GOVERNMENT STORES—continued

PRINCIPAL AND OTHER ARTICLES	QUANTITY					VALUE				
	1916-17	1917-18	1918-19	1919-20	1920-21	1916-17	1917-18	1918-19	1919-20	1920-21
						£	£	£	£	£
<b>BOMBAY—continued</b>										
<b>BOMBAY (CHIEF PORT)—continued</b>										
<b>Metals and Ores—</b>										
<b>Brass, Bronze, and similar alloys, and manufactures thereof, wrought . cwts</b>	426	1,025	2,215	976	1,363	3,489	17,077	16,991	10,970	12,075
<b>Copper—</b>										
Unwrought . . . . .	1,206	3,732	..	..	..	6,483	22,063	..	..	..
Wrought . . . . .	1,027	1,119	3,842	12,911	30,642	8,132	10,129	32,610	96,284	178,671
<b>Total of Copper . . . . .</b>	<b>2,233</b>	<b>4,851</b>	<b>3,842</b>	<b>12,911</b>	<b>30,642</b>	<b>14,615</b>	<b>32,192</b>	<b>32,610</b>	<b>96,284</b>	<b>178,671</b>
<b>Iron—</b>										
Pig . . . . . tons	118	125	..	..	..	944	874	..	..	..
<b>Manufactures—</b>										
Angle, bolt and rod . . . . .	377	96	257	200	398	6,889	2,341	9,604	7,494	19,893
Bars and channel . . . . .	3	..	..	..	154	53	..	..	..	10,754
<b>Total of Iron . . . . .</b>	<b>498</b>	<b>221</b>	<b>257</b>	<b>200</b>	<b>552</b>	<b>7,886</b>	<b>3,215</b>	<b>9,604</b>	<b>7,494</b>	<b>30,647</b>
<b>Iron or steel—</b>										
Anchor and cables . . . . .	17	30	8	39	22	563	780	469	3,925	1,420
Hoops and strips . . . . .	342	439	134	206	87	7,482	10,071	3,001	4,009	5,237
Nails, Screws, Rivets, and washers . . . . .	162	187	144	220	206	3,076	4,982	6,549	7,253	13,290
Sheets and plates, including galvanized and tinned plates . . . . .	1,474	985	3,083	3,942	1,066	25,108	17,500	52,872	90,793	56,263
Wire . . . . .	757	1,059	407	50	157	19,615	39,888	16,868	3,186	14,802
Others . . . . .	1,151	304	664	908	863	15,593	7,915	9,574	21,636	35,271
<b>Total of Iron or steel . . . . .</b>	<b>3,933</b>	<b>3,064</b>	<b>4,495</b>	<b>5,365</b>	<b>2,401</b>	<b>73,637</b>	<b>81,136</b>	<b>88,332</b>	<b>130,892</b>	<b>126,301</b>
<b>Steel—</b>										
Bars and Channel . . . . .	366	1,034	909	1,696	301	10,058	25,304	21,814	46,778	12,761
Cast . . . . .	244	301	58	176	188	8,822	9,804	8,152	21,273	21,045
<b>Total of Steel . . . . .</b>	<b>610</b>	<b>1,235</b>	<b>967</b>	<b>1,872</b>	<b>489</b>	<b>18,880</b>	<b>35,608</b>	<b>29,966</b>	<b>68,046</b>	<b>33,806</b>
<b>Lead—</b>										
Pig . . . . . cwts	10,356	20,678	..	..	60	18,864	32,905	..	..	158
<b>Wrought—</b>										
Sheets, pipes, and tubes . . . . .	881	315	1,450	830	14,840	1,761	264	2,700	3,260	17,461
Other sorts . . . . .	358	501	..	..	301	959	881	..	..	1,030
<b>Total of Lead . . . . .</b>	<b>11,694</b>	<b>21,494</b>	<b>1,450</b>	<b>830</b>	<b>15,201</b>	<b>21,564</b>	<b>34,050</b>	<b>2,700</b>	<b>3,260</b>	<b>18,491</b>
<b>Tin—</b>										
Unwrought (blocks, ingots, bars and slabs) . . . . .	..	..	..	101	1	..	..	..	1,745	11
Wrought (including plates or sheets not being tinned iron) . . . . .	1,475	150	776	..	..	3,166	2,761	15,417	..	..
<b>Total of tin . . . . .</b>	<b>1,475</b>	<b>150</b>	<b>776</b>	<b>101</b>	<b>1</b>	<b>3,166</b>	<b>2,761</b>	<b>15,417</b>	<b>1,745</b>	<b>11</b>
<b>Zinc or Spelter wrought or manufactured . . . . .</b>	<b>1,098</b>	<b>1,481</b>	<b>2,429</b>	<b>130</b>	<b>656</b>	<b>5,739</b>	<b>5,503</b>	<b>8,530</b>	<b>1,288</b>	<b>2,813</b>
<b>Metals and Ores, unenumerated . . . . .</b>	<b>1,114</b>	<b>3,015</b>	<b>1,919</b>	<b>20,204</b>	<b>40,369</b>	<b>11,087</b>	<b>30,481</b>	<b>11,550</b>	<b>210,290</b>	<b>471,206</b>
<b>Total of Metals and Ores . . . . .</b>	<b>5,938</b>	<b>6,166</b>	<b>6,351</b>	<b>9,195</b>	<b>7,854</b>	<b>160,083</b>	<b>242,023</b>	<b>215,700</b>	<b>530,268</b>	<b>874,179</b>
<b>Paper and Pasteboard—</b>										
<b>Paper—</b>										
Printing paper . . . . . cwts	80	167	179	226	337	154	611	1,403	599	1,584
Writing paper and envelopes . . . . . value	..	..	..	..	..	3,056	9,168	5,289	5,029	15,012
Other kinds of paper . . . . . cwts	396	1,093	884	946	1,069	1,082	9,088	5,527	6,507	15,360
Pasteboard, Millboard, and Cardboard of all kinds . . . . .	109	362	97	177	335	456	429	386	1,496	1,764
<b>Total of Paper, etc. . . . . value</b>	<b>..</b>	<b>..</b>	<b>..</b>	<b>..</b>	<b>..</b>	<b>4,748</b>	<b>19,296</b>	<b>12,607</b>	<b>14,531</b>	<b>33,720</b>
<b>Printing and Litho- graphing materials (excluding paper)</b>										
Rolls . . . . .	..	..	..	..	..	703	554	598	5,277	14,146
<b>Railway plant and Rolling-stock—</b>										
Carrages and wagons and parts thereof . . . . .	..	..	..	..	..	880	23,015	113,250	87,252	11,051
Locomotive Engines and tenders and parts thereof . . . . .	..	..	..	..	..	..	592	31,343	..	121,586
Materials for construction . . . . . cwts	689	..	81	..	..	1,204	..	217	..	..
Rails and fishplates of steel and iron . . . . .	..	..	..	..	..	..	..	..	..	..
Other sorts . . . . .	..	..	..	..	..	..	..	..	..	75,462
<b>Total Railway plant, etc. . . . . value</b>	<b>..</b>	<b>..</b>	<b>..</b>	<b>..</b>	<b>..</b>	<b>2,174</b>	<b>26,607</b>	<b>144,813</b>	<b>87,252</b>	<b>218,636</b>

NOTE.—The sterling figures have been converted at the rate of R10=£1 for 1919-20 and 1920-21, and R15=£1 for earlier years

No. 12—continued  
IMPORTS—concluded

## GOVERNMENT STORES—concluded

PRINCIPAL AND OTHER ARTICLES	QUANTITY					VALUE				
	1916-17	1917-18	1918-19	1919-20	1920-21	1916-17	1917-18	1918-19	1919-20	1920-21
<b>BOMBAY—continued</b>						£	£	£	£	£
<b>BOMBAY (CHIEF PORT)—continued</b>										
Ships, parts of (including Launches and Boats) value	—	—	—	—	—	566,287	316,613	10,104	18,022	22,812
Stationery (excluding paper)	—	—	—	—	—	25,468	23,048	20,013	30,319	46,908
Telegraphs, materials for construction of	—	—	—	—	—	21,579	81,381	68,800	334,685	233,785
<b>Textiles—</b>										
<b>Cotton—</b>										
<b>Manufactures—</b>										
Hosiery	—	—	—	—	—	40	..	53,434	9,490	..
<b>Piece-goods—</b>										
Grey (unbleached) yds.	14,201	124,506	6,340	..	..	2,432	3,408	126	..	..
White (bleached) "	38,618	354,220	24,380	1,155,936	9,021	1,098	39,906	1,248	104,837	976
Coloured, printed or dyed "	6,732	2,372,779	112,636	55,919	18,907	554	132,915	11,447	16,322	1,524
Others value	—	—	—	—	—	13,518	156,566	218,088	6,754	12,585
Total of cotton	—	—	—	—	—	17,589	332,784	309,338	137,373	15,035
<b>Flax—</b>										
<b>Manufactures—</b>										
Canvas yds.	1,972,823	2,279,166	699,404	390,471	147,849	387,291	418,566	213,069	210,546	55,515
Other sorts (including bags and sacks) value	—	—	—	—	—	9,757	28,117	39,541	7,559	9,038
Others	—	—	—	—	—	73	58	..	120	..
Total of Flax	—	—	—	—	—	397,121	446,741	242,610	218,225	64,553
<b>Wool—</b>										
<b>Manufactures—</b>										
Hosiery lbs.	16,808	164,100	31,400	1,266,625	..	2,307	11,861	1,817	129,307	..
Piece-goods yds.	75,563	1,062,769	4,007,959	181,301	11,050	12,024	206,583	806,064	160,349	6,932
Other sorts lbs.	139,072	10,85,408	146,834	1,198	6,840	11,633	141,067	74,573	505	10,755
Total of Wool value	—	—	—	—	—	25,464	359,811	882,400	289,071	17,687
Total of Textiles	—	—	—	—	—	441,224	1,139,336	1,484,408	644,659	97,375
<b>All other articles—</b>										
Unmanufactured	—	—	—	—	—	38,587	63,268	1,771	14,123	21,429
Manufactured	—	—	—	—	—	1,000,167	823,178	1,380,792	872,011	356,914
<b>GRAND TOTAL OF GOVERNMENT STORES</b>	—	—	—	—	—	3,301,232	5,024,950	5,944,893	8,508,465	4,172,065

## ABSTRACT

Cotton Manufactures value	—	—	—	—	—	9,375,185	9,732,452	12,505,518	13,650,900	26,949,441
Liquors	—	—	—	—	—	512,173	599,206	837,198	1,337,352	1,300,071
Metals and Ores (excluding Hardware and Cutlery)	—	—	—	—	—	2,110,033	3,196,262	3,082,339	7,031,735	13,578,853
Other articles, except Salt	—	—	—	—	—	24,833,235	25,342,255	30,959,409	55,666,278	55,900,563
Total	—	—	—	—	—	36,830,626	37,872,205	47,384,664	78,686,265	128,128,948
Salt	—	—	—	—	—	3,115	3,581	5,756	4,577	2,912
<b>GRAND TOTAL</b>	—	—	—	—	—	36,583,741	37,875,786	47,390,420	78,690,842	128,131,860

NOTE.—The sterling figures have been converted at the rate of £10=51 for 1919-20 and 1920-21, and £15=£1 for earlier years

TRADE AT CHIEF PORT  
BOMBAY

( 94 )

No. 12—continued

EXPORTS

INDIAN MERCHANDISE

PRINCIPAL AND OTHER ARTICLES	QUANTITY					VALUE				
	1916-17	1917-18	1918-19	1919-20	1920-21	1916-17	1917-18	1918-19	1919-20	1920-21
<b>BOMBAY—continued</b>										
<b>BOMBAY (CHIEF PORT)—continued</b>										
Animals, living . . . no.	4,177	1	741	1,437	729	540	3	5,493	34,655	13,024
Apparel, including drapery, uniforms, accoutrements, but excluding hosiery and boots and shoes . . . value	—	—	—	—	—	18,768	18,016	27,150	41,101	27,685
Art, works of . . . "	—	—	—	—	—	1,824	1,319	3,255	12,161	2,685
Books, printed, and printed matter (not being stationery), including maps and charts . . . cwts	5,669	3,792	2,337	2,567	2,750	22,478	16,239	13,764	22,842	25,220
Boots and shoes . . . pairs	24,110	39,010	110,666	328,941	236,931	2,619	5,036	21,795	118,564	116,384
Bristles . . . cwts	1,770	1,643	573	612	885	42,352	50,341	26,762	36,593	30,431
Candles of all kinds . . . lbs	227,445	673,687	1,241,464	1,248,227	316,066	4,733	17,375	39,914	62,565	16,544
Casoin* . . . cwts	—	—	—	9,406	17,599	—	—	—	24,192	49,082
Chemicals and chemical preparations excluding chemical manures and medicines—Potassium compounds—Saltpetre . . . cwts	98,968	21,538	707	750	22,670	138,489	20,107	1,139	2,056	39,323
Others . . . value	—	—	—	—	—	5,629	7,387	4,338	14,029	3,936
Total of Chemicals, etc. . . "	—	—	—	—	—	139,118	27,494	5,477	16,085	43,259
Total coal, coke and patent fuel . . . tons	669	641	748	7,190	3,533	1,147	1,406	1,120	18,617	13,447
Coffee . . . cwts	60,953	104,067	60,691	38,917	16,119	210,242	353,157	283,977	245,712	93,810
Coir—										
Unmanufactured . . . tons	20	8	20	34	16	227	70	203	1,337	358
Manufactured (excluding rope) . . . "	461	621	1,318	1,571	437	9,399	10,509	35,649	50,181	17,150
Total Coir . . . "	481	629	1,338	1,605	453	9,626	10,579	35,852	51,518	17,508
Drugs and Medicines (excluding chemicals and narcotics) value	—	—	—	—	—	39,154	34,016	72,052	80,486	43,094
Dyeing and Tanning substances—										
Indigo . . . cwts	8,102	8,922	4,281	4,170	1,301	288,105	304,787	120,079	193,430	59,685
Myrobalams . . . "	527,122	384,585	340,890	745,350	443,667	242,295	155,907	131,289	430,009	235,148
Turmeric . . . "	58,746	48,143	42,560	32,087	21,830	63,971	62,223	68,048	68,955	54,733
Others . . . "	536	120	690	2,503	3,741	459	170	2,522	7,381	4,477
Total of Dyeing and Tanning substances . . . "	591,506	441,760	388,421	784,810	470,739	594,320	523,087	321,938	700,765	354,043
Fibre for brushes and brooms . . . tons	54	9	95	330	34	1,604	210	2,165	14,140	161
Fish (excluding canned fish)—										
Fish, dry, unsalted . . . cwts	16,723	7,146	3,851	7,323	3,335	17,417	7,757	6,184	21,013	9,442
" " salted . . . "	250	2,799	1,522	662	—	273	4,857	3,274	1,690	—
Fishmaws and shark-fin . . . "	2,647	2,009	1,113	1,070	5,310	23,986	28,075	10,551	35,388	66,051
Total Fish . . . "	19,620	12,954	6,486	9,055	8,645	41,670	40,689	20,009	58,091	76,393
Fodder, Bran, and Pollard (excluding oil-cake)—										
Bran and pollards . . . tons	2,066	2,263	1,866	2,601	2,260	20,191	15,501	16,029	40,430	36,332
Other sorts . . . cwts	12,343	7,917	399	3,595	2,341	4,899	3,601	139	1,124	1,518
Total Fodder, etc. value	—	—	—	—	—	25,090	19,102	16,168	41,554	37,850

NOTE.—The sterling figures have been converted at the rate of R10=£1 for 1919-20 and 1920-21, and R15=£1 for earlier years.  
\* Separately enumerated since 1919-20, figures for earlier years are included under "Provision—other sorts"

No. 12—continued  
EXPORTS—continued

## INDIAN MERCHANDISE—continued

PRINCIPAL AND OTHER ARTICLES	QUANTITY					VALUE				
	1916-17	1917-18	1918-19	1919-20	1920-21	1916-17	1917-18	1918-19	1919-20	1920-21
<b>BOMBAY—continued</b>						£	£	£	£	£
<b>BOMBAY (CHIEF PORT)—continued</b>										
<b>Fruits and Vegetables—</b>										
<b>Fresh fruits and vegetables—</b>										
Fresh fruits . . . value	—	—	—	—	—	5,588	4,942	5,122	12,120	10,896
Fresh vegetables of all kinds . . .	—	—	—	—	—	50,680	42,508	32,950	24,164	14,278
Fruits and vegetables: dried, salted, or preserved, all sorts . . . tons	4,718	1,899	3,799	2,707	1,941	106,223	42,606	84,204	102,619	67,562
<b>Total Fruits, etc. value</b>	—	—	—	—	—	168,351	90,054	122,306	138,903	92,731
<b>Furniture and Cabinetware . . .</b>	—	—	—	—	—	13,109	10,249	15,231	61,744	51,827
<b>Glass and glassware . . .</b>	—	—	—	—	—	4,425	7,325	2,646	17,434	9,923
<b>Grain, Pulse, and Flour—</b>										
Barley . . . tons	85,985	10,873	11,000	196	4,369	237,862	78,775	81,802	5,019	114,468
Gram . . . "	3,478	8,309	13,934	1,317	706	32,658	69,889	114,641	31,515	18,086
Jawar and bajra . . . "	82,520	12,045	5,215	6,832	3,514	238,473	107,558	54,583	155,190	88,253
Lentils (a) . . . "	—	—	17,484	4,112	1,289	—	—	216,117	94,899	39,032
Maize . . . "	370	359	518	68	46	2,263	2,288	4,103	1,241	772
Oats . . . "	364	367	94	119	31	3,947	2,476	1,101	3,006	602
Pulse (b) . . . "	45,069	80,283	10,888	341	378	479,474	624,071	106,117	10,096	10,311
Rice, not in the husk . . . "	76,898	113,464	194,610	49,672	27,843	246,233	1,299,425	1,526,146	1,247,864	722,445
" flour and Ground Rice . . . "	—	—	—	8,822	24	—	—	—	215,963	911
Wheat . . . "	61,814	242,749	39,613	2,478	2,088	556,891	2,184,352	417,553	73,890	83,873
" flour . . . "	28,351	32,566	22,307	38,662	31,407	359,136	481,197	406,843	1,231,700	995,650
Others . . . "	1,229	271	409	2,106	3,092	10,370	3,516	4,927	46,044	61,121
<b>Total Grain, Pulse, and Flour . . .</b>	286,078	501,278	226,074	114,720	74,737	2,766,997	5,048,248	2,931,983	3,116,936	2,116,318
<b>Gums and Resins—</b>										
Arabic . . . cwts	9,247	4,181	2,165	2,331	845	17,181	10,065	6,547	7,523	2,160
Others . . . "	21,454	20,180	19,994	84,074	24,745	39,379	56,413	70,582	144,960	91,304
<b>Total Gums and Resins . . .</b>	30,701	24,361	22,159	86,405	25,590	56,560	66,478	77,129	152,483	93,464
<b>Hardware and Cutlery, including plated-ware . . . value</b>	—	—	—	—	—	6,652	2,549	..	38,786	41,921
<b>Hides and Skins, raw—</b>										
<b>Hides, raw—</b>										
Buffalo hides . . . tons	398	50	27	69	29	37,955	4,706	3,292	9,506	5,280
" . . . no.	=46,185	=5,607	=4,221	=9,388	=5,835					
Cow hides . . . tons	2,634	1,216	562	150	101	327,418	166,678	60,368	25,070	18,662
" . . . no.	=563,268	=301,766	=147,809	=43,305	=28,649					
Calf skins . . . tons	29	15	42	42	16	3,269	2,810	3,433	7,150	2,462
" . . . no.	=17,880	=15,035	=22,600	=23,794	=15,181					
Other hides . . . tons	16	..	..	15	..	633	..	..	2,523	..
" . . . no.	=2,607	..	..	=2,452	..					
<b>Total of Hides, raw . . . tons</b>	3,077	1,231	631	276	146	369,275	174,198	67,093	44,254	28,414
" . . . no.	=629,940	=322,408	=174,680	=82,939	=49,665					
<b>Skins, raw—</b>										
Goat skins . . . tons	9,473	7,364	6,624	6,602	4,162	1,088,324	946,708	1,028,172	2,033,733	924,069
" . . . no.	=7,163,409	=5,710,952	=6,002,215	=5,092,604	=2,694,122					
Sheep skins . . . tons	471	315	1,092	188	161	71,736	51,349	189,782	47,904	40,875
" . . . no.	=667,421	=415,542	=1,440,316	=211,696	=186,151					
Other skins . . . tons	..	..	8	2	14	15	257	2,955	2,657	8,914
" . . . no.	=100	=2,488	=27,524	=4,494	=15,547					
<b>Total of Skins, raw . . . tons</b>	9,944	7,979	7,724	6,792	4,337	1,160,075	998,309	1,220,909	2,089,294	973,858
" . . . no.	=7,820,930	=6,128,992	=7,470,055	=5,306,794	=2,894,820					
<b>Total of Hides and skins, raw . . . tons</b>	13,021	9,260	8,355	7,068	4,483	1,529,350	1,172,502	1,288,002	2,133,548	1,000,372
" . . . no.	=8,450,870	=6,451,400	=7,644,715	=5,391,733	=2,944,466					
<b>Cutting of Hides, Skins, raw cwts</b>	..	..	..	37	..	..	..	..	74	..

NOTE.—The sterling figures have been converted at the rate of £10=£1 for 1919-20 and 1920-21, and £15=£1 for earlier years  
(a) Separately recorded from April, 1918  
(b) Includes "Lentils" prior to April, 1918.

INDIAN MERCHANDISE—continued

PRINCIPAL AND OTHER ARTICLES	QUANTITY					VALUE				
	1916-17	1917-18	1918-19	1919-20	1920-21	1916-17	1917-18	1918-19	1919-20	1920-21
<b>BOMBAY—continued</b>										
<b>BOMBAY (CHIEF PORT)—continued</b>										
Horns, tips and pieces of horns, and hornmeal . cwt	20,927	7,811	14,637	20,999	15,184	39,430	13,194	36,930	64,609	37,456
Jewellery (excluding imitation jewellery and Precious stones and pearls, unset), also plate of gold and silver—										
Jewellery . . . value	—	—	—	—	—	233	..	282	80	..
Plate of gold and silver "	—	—	—	—	—	1,011	216	1,200	2,995	8,148
Total of Jewellery, etc. "	—	—	—	—	—	1,244	216	1,482	2,995	8,148
<b>Lac—</b>										
Shrdl . . . cwt	94	600	6,876	31	21	525	4,267	61,926	400	160
Other kinds . . . "	..	..	645	12	10	..	..	4,706	191	64
Total of Lac . . . "	94	600	7,421	43	31	525	4,267	66,632	591	224
<b>Leather—</b>										
<b>Hides, tanned or dressed—</b>										
Buffalo hides . . . tons	91	38	17	221	37	13,259	6,731	2,757	74,646	8,603
.. .. . no.	=20,182	=6,720	=2,966	=20,284	=5,956					
Cow hides . . . tons	2,090	3,069	2,864	4,265	436	491,846	497,141	415,911	1,981,878	204,392
.. .. . no.	=552,027	=758,351	=708,181	=1,048,632	=118,626					
Other hides . . . tons	211	..	45	65	4	56,489	..	14,246	39,241	1,492
.. .. . no.	=149,828	..	=38,171	=55,748	=4,952					
Total of Hides, etc. . . tons	2,392	3,207	2,926	4,557	477	501,594	503,872	432,914	2,096,465	214,437
.. .. . no.	=721,537	=765,071	=739,318	=1,133,664	=129,534					
<b>Skins, tanned or dressed—</b>										
Goatskins . . . tons	672	446	595	196	114	238,517	230,557	404,067	149,481	75,243
.. .. . no.	=1,535,712	=1,006,891	=1,538,236	=514,768	=253,717					
Sheep skins . . . tons	672	343	711	347	118	280,274	177,131	461,321	269,531	77,817
.. .. . no.	=1,957,079	=1,012,430	=2,212,320	=934,622	=302,755					
Other skins . . . tons	16	5	3	3	6	4,651	2,449	1,247	2,047	2,032
.. .. . no.	=20,506	=34,647	=21,908	=20,942	=5,679					
Total of Skins, etc. . . tons	1,360	794	1,309	546	233	523,442	410,137	866,635	421,059	154,593
.. .. . no.	=3,552,297	=2,051,977	=3,772,464	=1,470,332	=562,151					
Unwrought . . . cwt	10,342	1,324	1,367	1,486	858	48,857	5,128	11,080	34,721	17,715
<b>Manufactures (excluding boots and shoes)—</b>										
Saddlery and harness . value	—	—	—	—	—	160	187	644	2,808	8,507
Other sorts . . . "	—	—	—	—	—	621	582	3,310	5,861	9,162
Total of Leather . . . "	—	—	—	—	—	1,184,674	919,906	1,314,583	2,561,312	401,440
<b>Manures—</b>										
<b>Bones—</b>										
Crushed . . . tons	6,497	4,061	3,215	6,140	4,988	37,865	23,849	19,509	56,172	42,215
Uncrushed . . . "	1,060	997	693	992	..	10,106	15,047	9,382	19,850	..
Bone meal . . . "	—	—	—	—	4,825	—	—	—	—	65,405
Others . . . "	..	..	..	..	277	..	..	..	..	6,931
Total of Manures . . . "	7,557	5,058	3,908	7,141	10,090	47,971	38,896	28,891	76,022	114,551
<b>Metals and Ores—</b>										
<b>Brass, Bronze, and similar alloys—</b>										
Unwrought . . . cwt	180	..	..	..	..	480	..	..	..	..
Wrought . . . "	2,125	231	48	851	1,571	13,921	1,931	553	13,073	22,128
Total of Brass, etc. "	2, 05	231	48	851	1,571	14,401	1,931	553	13,073	22,128
<b>Copper—</b>										
Old, for re-manufacture . . cwt	..	1,030	..	..	..	..	3,433	..	..	..
Wrought sheets and other manufactures . . "	14,536	350	466	1,391	879	54,306	1,378	4,242	21,498	11,685
Total of Copper (excluding ore) . . "	14,536	1,380	466	1,391	879	54,306	5,311	4,242	21,498	11,685

NOTE.—The sterling figures have been converted at the rate of £10=₹1 for 1919-20 and 1920-21, and ₹15=₹1 for earlier years

No. 12—continued  
EXPORTS—continued

## INDIAN MERCHANDISE—continued

PRINCIPAL AND OTHER ARTICLES	QUANTITY					VALUE				
	1916-17	1917-18	1918-19	1919-20	1920-21	1916-17	1917-18	1918-19	1919-20	1920-21
<b>BOMBAY—continued</b>						£	£	£	£	£
<b>BOMBAY (CHIEF PORT)—continued</b>										
<b>Metals and Ores—continued</b>										
Iron or Steel—										
Ore . . . tons	..	..	..	..	..	..	..	..	1	..
Fig . . . tons	80	33	..	..	66	800	333	..	..	1,110
<b>Manufactures—</b>										
Anchors and cables . . . "	43	12	40	71	67	837	308	1,523	3,421	3,409
Bars and Channel . . . "	9	1	34	77	93	83	13	797	3,600	8,920
Nails, screws, rivets, and washers . . . "	173	98	187	207	231	4,851	3,595	8,075	13,331	14,146
Old, for remanufacture . . . "	6,422	323	30	..	..	23,159	1,134	209	13	15
Others . . . "	63	17	1	41	51	1,616	646	44	2,425	2,484
<b>Total of Iron or Steel (excluding ore) . . . "</b>	<b>6,795</b>	<b>559</b>	<b>292</b>	<b>306</b>	<b>508</b>	<b>31,346</b>	<b>6,029</b>	<b>10,647</b>	<b>23,035</b>	<b>26,084</b>
Manganese ore . . . "	391,146	247,608	180,376	249,967	391,650	457,062	287,359	218,212	457,286	326,523
Wolfram ore . . . "	18	..	..	..	..	3,526	57	..	..	..
Metals, unenumerated cwt	1,649	498	86	696	2,200	12,526	5,892	4,647	22,294	61,675
Ores . . . tons	38	500	1,134	..	3,701	541	1,502	3,241	1	8,820
<b>Total of Metals . . . "</b>	<b>7,719</b>	<b>659</b>	<b>322</b>	<b>643</b>	<b>740</b>	<b>112,579</b>	<b>19,163</b>	<b>19,989</b>	<b>79,920</b>	<b>129,472</b>
<b>Total of Ores . . . "</b>	<b>394,202</b>	<b>248,108</b>	<b>181,510</b>	<b>249,667</b>	<b>395,351</b>	<b>461,129</b>	<b>288,918</b>	<b>221,453</b>	<b>457,288</b>	<b>335,343</b>
<b>Total of Metals and Ores . . . "</b>	<b>401,921</b>	<b>248,767</b>	<b>181,832</b>	<b>250,210</b>	<b>396,091</b>	<b>573,708</b>	<b>308,061</b>	<b>241,442</b>	<b>537,308</b>	<b>655,816</b>
Mica . . . cwt	1,049	3,761	1,438	1,567	1,655	3,332	6,698	11,045	23,985	30,868
<b>Oils—</b>										
Animal . . . { cwt & gals.	9	6	1,239	9,775	1,121	20	9	1,458	15,466	1,610
Essential—	108	80	16,049	121,238	13,945					
Lemon grass oil . . . gals.	..	977	3,669	491	56	..	1,842	6,492	1,551	300
Sandal wood oil lbs.	..	..	118,139	149,553	114,654	..	..	190,513	383,733	283,611
Other sorts . . . gals.	16,884	25,412	10,070	13,023	12,636	40,097	143,533	26,517	73,010	56,979
Mineral oil . . . "	778	14,530	149,461	48,337	1,079	49	743	10,599	6,037	455
Vegetable, non-essential—										
Castor . . . gals.	107,562	331,927	452,840	45,744	3,211	14,725	45,519	96,368	15,060	1,128
Coconut . . . "	3,693	209,227	840,879	754,375	37,673	607	30,234	144,856	237,524	12,260
Groundnut . . . "	24,123	11,325	182,384	26,678	8,556	2,690	2,051	23,366	10,053	3,567
Linseed . . . "	1,090	3,857	442,790	141,152	177,771	212	678	112,313	61,697	89,117
Sesamum (til or linjili) . . . "	159,972	129,225	83,614	112,948	71,291	19,876	16,299	16,711	33,309	20,063
Others . . . "	26,049	3,862	13,531	8,110	8,411	3,235	1,245	2,533	3,124	3,652
<b>Total of Vegetable, non-essential . . . "</b>	<b>322,494</b>	<b>693,923</b>	<b>1,966,068</b>	<b>1,089,506</b>	<b>306,913</b>	<b>41,395</b>	<b>96,046</b>	<b>394,651</b>	<b>361,597</b>	<b>127,887</b>
<b>Total of Oils . . . value</b>	<b>..</b>	<b>..</b>	<b>..</b>	<b>..</b>	<b>..</b>	<b>61,561</b>	<b>242,178</b>	<b>630,170</b>	<b>849,774</b>	<b>470,842</b>
<b>Oil-cakes—</b>										
Castor cake . . . tons	2,497	57	292	322	118	10,310	349	1,708	3,796	1,516
Cotton cake . . . "	711	..	..	634	3,016	3,794	..	..	3,359	43,168
Groundnut cake . . . "	5,862	3,311	4,262	6,182	3,729	25,384	16,362	23,230	82,364	49,210
Linseed, rape, and sesamum cake (b) . . . "	7,358	1,486	..	..	..	63,356	12,262	..	..	..
Linseed cake (a) . . . "	..	..	2,270	4,114	6,032	..	..	11,127	57,649	109,306
Others . . . "	146	..	108	194	61	693	..	1,276	2,238	623
<b>Total of Oil-cakes . . . "</b>	<b>16,574</b>	<b>4,854</b>	<b>6,932</b>	<b>11,356</b>	<b>12,956</b>	<b>114,537</b>	<b>29,973</b>	<b>37,351</b>	<b>169,964</b>	<b>208,825</b>
Paints and Paints' materials . . . value	..	..	..	..	..	671	472	3,522	5,334	5,822
Perfumery (not being perfumed spirits) . . . "	..	..	..	..	..	3,777	2,967	4,554	6,312	6,951

(a) Separately recorded from April, 1918

(b) Includes linseed cake prior to April 1918

NOTE.—The sterling figures have been converted at the rate of £10—£1 for 1919-20 and 1920-21, and £15—£1 in earlier years



TRADE AT CHIEF PORT  
BOMBAY

( 98 )

No. 12—continued  
EXPORTS—continued

INDIAN MERCHANDISE—continued

PRINCIPAL AND OTHER ARTICLES	QUANTITY					VALUE				
	1916-17	1917-18	1918-19	1919-20	1920-21	1916-17	1917-18	1918-19	1919-20	1920-21
						£	£	£	£	£
<b>BOMBAY—continued</b>										
<b>BOMBAY (CHIEF PORT)—continued</b>										
Precious Stones and Pearls direct . . . value	—	—	—	—	—	2,069	2,949	3,813	18,445	4,431
Provisions and Oilman's stores (including Fish and Fruits and Vegetables canned or Bottled)—										
Butter . . . cwt	18,041	13,420	6,011	6,692	3,070	81,388	94,735	47,466	60,131	45,444
Ghi . . . "	8,695	8,890	8,292	6,253	17,192	38,212	49,481	52,101	73,697	145,232
Pickles, chutnies, and condiments . . . "	16,253	8,682	6,041	10,052	11,970	21,421	12,296	9,427	40,906	36,141
Others . . . value	—	—	—	—	—	93,869	67,376	71,325	17,437	14,773
Total of Provisions, etc. . . "	—	—	—	—	—	234,890	228,888	180,319	192,171	241,590
Railway Plant and Rolling Stock . . . "	—	—	—	—	—	69	..	..	..	3,310
Rubber—										
Raw . . . lbs	..	..	89,488	20,832	50,196	..	..	11,236	663	1,525
Manufactures . . . value	—	—	—	—	—	..	..	600	192	..
Total of Rubber . . . "	—	—	—	—	—	..	..	11,836	765	1,525
<b>Seeds—</b>										
<b>Oil-seeds—</b>										
<b>Essential—</b>										
Ajama . . . tons	121	98	90	182	171	1,920	1,458	1,749	5,139	4,955
Ajwan . . . "	539	67	..	2	456	4,039	907	4	75	9,431
Coriander . . . "	714	1,300	566	400	634	13,273	27,516	13,477	16,439	21,604
Cumin (other than black) . . . "	1,369	907	729	731	542	78,311	57,350	38,931	60,260	46,976
Fennel . . . "	377	729	386	306	308	8,009	13,388	9,049	12,176	13,148
Fenugreek . . . "	365	809	287	324	373	5,747	14,066	6,126	11,998	15,006
Sava or dill . . . "	491	1,753	166	35	22	6,574	30,243	3,371	1,361	891
Others . . . "	34	23	30	7	11	692	457	989	473	673
Total of Essential . . . "	4,010	5,741	2,254	1,937	2,417	118,865	145,390	73,746	107,921	112,684
<b>Non-essential—</b>										
Castor . . . "	86,844	80,871	57,037	6,887	12,722	384,355	963,500	1,063,788	181,627	234,552
Copra or coconut kernel . . . "	1,341	404	322	3,231	139	36,872	3,797	9,988	184,483	9,911
Cotton . . . "	37,423	202	318	154,212	81,168	192,134	1,644	2,972	2,151,876	793,560
Groundnuts . . . "	78,103	43,037	5,771	36,333	12,742	947,904	590,300	135,638	1,673,157	421,530
Linseed . . . "	236,941	111,492	144,153	103,284	70,448	3,841,125	1,425,527	2,215,835	4,314,085	2,375,499
Mowra or mowra . . . "	4,230	..	..	1,955	5,061	26,480	..	..	41,464	84,330
Mustard . . . "	6,054	1,752	1,763	2,357	1,090	117,352	39,395	46,792	136,977	44,343
Niger . . . "	1,565	..	11	416	56	14,300	..	263	16,279	1,569
Poppy . . . "	5,496	1,937	1,913	4,195	3,260	62,685	27,731	36,720	199,919	124,579
Rape . . . "	21,038	14,477	11,135	13,378	34,296	271,256	162,659	186,328	687,462	937,025
Benarum (til or injilli) . . . "	78,803	11,302	1,197	44,840	10,313	995,566	169,201	27,016	2,158,939	423,697
Others . . . "	275	32	103	377	95	1,823	347	1,163	12,178	2,695
Total of Non-essential . . . "	609,101	365,607	223,705	376,374	231,894	7,192,652	3,304,170	3,727,703	11,758,346	5,608,330
Other than oil-seeds . . . "	174	95	62	123	64	3,390	1,685	1,364	4,513	3,169
Total of Seeds . . . "	618,289	371,443	226,021	378,434	234,375	7,814,907	3,541,445	3,802,813	11,870,780	5,624,183
Soap . . . cwt	5,630	4,951	7,135	3,993	3,510	6,217	6,072	8,336	9,443	9,072
<b>Spices—</b>										
Beteelnuts . . . "	1,812	3,142	1,812	2,537	2,429	3,307	7,111	4,545	10,419	9,655
Cardamoms . . . "	3,114	7,096	4,534	12,101	4,015	24,961	72,578	41,043	177,622	56,792
Chillies . . . "	10,570	2,655	2,368	5,845	11,847	31,275	4,242	4,220	21,540	33,118
Ginger . . . "	42,550	52,563	25,154	57,735	39,251	64,315	95,327	47,530	180,894	114,136
Pepper . . . "	17,437	47,436	72,365	50,254	22,357	60,216	173,950	266,423	274,610	114,652
Others . . . "	693	139	440	291	123	964	260	1,174	1,980	443
Total of Spices . . . "	84,086	113,121	106,673	128,664	80,022	186,038	333,463	364,935	667,075	333,301
Stationery (excluding paper) . . . value	—	—	—	—	—	2,931	4,974	8,220	10,925	7,879

NOTE.—The sterling figures have been converted at the rate of Rs10=£1 for 1919-20 and 1920-21, and Rs5=£1 in earlier years.



TRADE AT CHIEF PORT  
BOMBAY

( 100 )

No. 12—continued  
EXPORTS—continued

INDIAN MERCHANDISE—continued

PRINCIPAL AND OTHER ARTICLES	QUANTITY					VALUE				
	1916-17	1917-18	1918-19	1919-20	1920-21	1916-17	1917-18	1918-19	1919-20	1920-21
<b>BOMBAY—continued</b>										
<b>BOMBAY (CHIEF PORT)—continued</b>										
Textiles—continued										
Cotton—continued										
Thread, sewing lbs	282,586	111,581	140,347	243,887	157,924	17,554	8,272	18,399	40,893	24,876
Other sorts of manufactures value	—	—	—	—	—	59,363	94,081	149,665	118,847	214,569
Total of Cotton manufactures (including twist and yarn) "	—	—	—	—	—	8,127,419	7,761,225	8,048,517	22,968,587	15,149,122
Total Cotton, raw and manufactures "	—	—	—	—	—	28,608,618	83,776,751	26,407,367	71,029,704	48,846,074
Haberdaashery and millinery "	—	—	—	—	—	11,063	3,239	8,449	20,366	10,268
Hemp (chiefly sann)—Raw cwt	844,956	151,797	174,787	216,184	98,123	545,836	320,697	530,190	759,709	281,816
Manufactures (excluding cartage) value	—	—	—	—	—	333	333	1,219	435	1,946
Total Hemp, raw and manufactures "	—	—	—	—	—	546,174	321,030	531,409	760,144	283,761
Jute—Raw tons	819	..	80	1	22	21,789	..	1,500	90	450
Twist and yarn lbs	18,929	200,154	112	..	..	305	1,767	20	..	..
Manufactures—										
Sacking Gunny bags { no. tons	—	2,401	1,668	2,399	1,801	69,653	79,795	65,830	146,186	105,586
Hessian " " { no. tons	2,071,200	=2,431,510	=1,829,275	=2,406,688	=1,755,680	3,806	..	..	..	619
Sacking Gunny cloth, Hessian Gunny yards	941,500	194,000	..	..	..	10,916	2,387	..	..	..
Bops and twines cwt	1,901,000	369,201	687,600	268,161	560,910	20,448	5,375	14,832	11,066	16,621
Others value	2,391	1,768	5,633	2,513	2,057	3,287	3,944	8,894	8,567	8,219
Total Jute manufactures "	—	—	—	—	—	108,211	91,967	89,564	166,218	137,818
Total Jute, raw and manufactures "	—	—	—	—	—	130,255	93,754	91,084	166,308	138,288
<b>Silk—</b>										
Mulberry silk (including tasar and other wild silks)—Raw lbs	6,902	5,884	155,328	30,713	17,311	5,126	5,037	177,657	29,031	24,398
Chasam or waste "	56,685	58,295	145,841	263,078	187,524	6,904	5,686	8,149	30,527	16,840
Cocoons "	206,443	34,334	42,830	18,736	16,429	30,341	3,613	5,488	3,913	2,381
Others "	3,028	500	19,600	..	15,800	687	56	294	..	1,712
Total of Silk, raw "	302,058	99,578	363,609	302,527	237,055	43,099	14,802	191,588	63,471	45,337
Manufactures—										
Goods of silk mixed with other materials yards	45,130	30,645	464,244	150,785	43,085	3,065	3,121	37,237	18,716	7,404
Silk piece goods "	37,690	42,798	222,094	85,945	32,627	4,070	3,686	30,985	15,203	8,072
Others lbs	..	835	46,523	1,504	1,820	..	354	8,875	848	712
Total of Silk manufactures value	—	—	—	—	—	7,785	7,161	77,097	34,767	16,278
Total of Silk, raw and manufactures "	—	—	—	—	—	60,884	21,553	268,685	98,238	61,615
<b>Wool—</b>										
Raw lbs	37,133,569	27,159,769	35,033,304	19,825,376	10,752,711	1,821,058	2,032,164	2,803,074	2,573,482	1,245,507
Manufactures—										
Carpets and rugs "	830,827	227,403	174,322	711,114	757,319	99,354	52,689	16,095	223,978	280,412
Others value	—	—	—	—	—	3,797	1,179	8,286	28,193	33,216
Total of Woolen manufactures "	—	—	—	—	—	103,151	53,868	24,381	247,171	313,628
Total of wool and woolens "	—	—	—	—	—	1,924,209	2,086,032	2,827,455	2,820,653	1,559,135
Other textiles "	—	—	—	—	—	550	1,309	..	986	354
Total of Textiles "	—	—	—	—	—	31,271,697	36,303,663	30,134,449	74,896,348	50,899,475

NOTE.—The sterling figures have been converted at the rate of £10=21 for 1919-20 and 1920-21, and at £15=£1 for earlier years

No. 12—continued  
EXPORTS—continued

## INDIAN MERCHANDISE—continued

PRINCIPAL AND OTHER ARTICLES	QUANTITY					VALUE				
	1916-17	1917-18	1918-19	1919-20	1920-21	1916-17	1917-18	1918-19	1919-20	1920-21
<b>BOMBAY—continued</b>						£	£	£	£	£
<b>BOMBAY (CHIEF PORT)—continued</b>										
<b>Tobacco—</b>										
Unmanufactured lbs	6,242,424	5,465,693	7,472,332	1,261,774	6,348,714	76,861	84,703	120,444	44,194	245,084
Manufactured—										
Cigars "	35,862	51,000	39,978	60,952	51,793	3,126	6,207	4,827	11,443	5,596
Cigarettes "	203,858	187,870	91,499	187,664	89,903	16,982	20,258	9,607	47,360	9,949
Others "	78,647	61,877	62,209	38,159	10,429	2,326	1,631	2,726	3,020	698
Total of manufactures "	318,365	300,747	193,684	286,775	152,125	22,494	28,096	17,250	61,823	16,243
Total of Tobacco "	6,560,789	5,766,440	7,666,016	1,548,549	6,480,839	99,355	112,799	137,694	106,017	261,327
Umbrellas, including parasols and sunshades no.	39,363	33,676	49,277	15,234	8,650	3,905	2,939	2,023	4,286	2,816
Wax of all kind, other than Paraffin wax (excluding candles) cwts	3,921	718	183	1,016	310	25,068	5,097	922	9,143	1,967
Wood and Timber—										
Timber, other than railway sleepers—										
Teakwood cubic tons	529	114	201	279	848	6,844	1,616	4,990	11,467	33,165
Other timber " "	344	33	442	2,314	2,081	3,092	223	3,443	25,320	46,303
Total of Timber, etc. " "	873	147	643	2,693	2,929	9,936	1,844	8,433	36,787	79,468
Wood—										
Firewood . . . tons	5	..	..	233	303	6	..	..	478	609
Ornamental wood—										
Sandal* . . . tons	—	—	—	132	117	37,880	12,095	6,763	21,330	10,401
Other kinds . . . "	—	—	—	—	—	304	215	146	1,915	3,220
Total of Ornamental wood . . . "	—	—	—	—	—	38,184	12,310	6,909	23,245	13,621
Total of Wood . . . "	—	—	—	—	—	38,190	12,310	6,929	23,723	13,230
Manufactures of wood, other than furniture and cabinetware "	—	—	—	—	—	2,650	1,346	2,257	9,920	13,014
Total of Wood and timber . . . "	—	—	—	—	—	50,776	16,900	18,022	70,433	116,732
Articles exported by post . . . "	—	—	—	—	—	445,377	497,062	554,999	844,436	940,728
All other articles of merchandise—										
Unmanufactured . . . "	—	—	—	—	—	19,415	10,566	13,389	34,275	30,133
Manufactured . . . "	—	—	—	—	—	29,887	20,070	27,936	107,765	88,591
<b>GRAND TOTAL (EXCLUSIVE OF GOVERNMENT STORES)</b> . . . "	—	—	—	—	—	47,658,223	50,762,442	44,078,023	101,106,817	66,548,566

NOTE.—The sterling figures have been converted at the rate of £10=₹1 for 1919-20 and 1920-21, and at £15=₹1 for earlier years  
\* Prior to 1919-20 quantity in tons not available

TRADE AT CHIEF PORT  
BOMBAY

( 102 )

No. 12—continued  
EXPORTS—continued

INDIAN MERCHANDISE—concluded

GOVERNMENT STORES

PRINCIPAL AND OTHER ARTICLES	QUANTITY					VALUE				
	1916-17	1917-18	1918-19	1919-20	1920-21	1916-17	1917-18	1918-19	1919-20	1920-21
<b>BOMBAY—continued</b>						£	£	£	£	£
<b>BOMBAY (CHIEF PORT)—continued</b>										
Apparel (including drapery, uniforms, accoutrements, but excluding hosiery, boots and shoes) . . . . . value	—	—	—	—	—	9	88	252	402,162	60,845
<b>Arms, Ammunition, and Military stores—</b>										
Fire arms and parts thereof . . . . .	—	—	—	—	—	1,391	10,286	..	..	..
Other sorts . . . . .	—	—	—	—	—	438,160	359,413	3,259	16,000	..
<b>Total of Arms, etc. . . . .</b>	—	—	—	—	—	439,550	369,699	3,259	16,000	..
<b>Carriages and carts (excluding railway carriages and parts thereof) . . . . .</b>	—	—	—	—	—	17	..	..	11,250	..
<b>Drugs, medicines and narcotics—</b>										
Other sorts . . . . .	—	—	—	—	—	184,209	52	3,320	4,790	3,336
<b>Grain, pulse and flour—</b>										
Rice, not in the husk . . . . . tons	—	—	—	—	8,268	—	—	—	—	259,251
Wheat . . . . .	—	—	—	—	130	—	—	—	—	2,038
Wheat flour (including atta) . . . . .	—	—	—	—	19,454	—	—	—	—	639,141
Other sorts . . . . .	—	—	—	—	6,963	—	—	—	—	124,934
<b>Total grain, etc. . . . .</b>	—	—	—	—	34,815	—	—	—	—	1,025,364
<b>Hardware and Cutlery, including Agricultural Implements and plated ware . . . . .</b>	—	—	—	—	—	7,783	256	208	858	19,305
<b>Metals and Ores—</b>										
Brass, Bronze and similar alloys and manufactures thereof—										
Wrought . . . . . cwt.	11,309	3,078	708	..	..	32,996	10,272	2,259	..	4
Metals and Ores unenumerated . . . . .	4,935	512	..	506	1,140	20,991	1,404	..	316	101,800
<b>Total of Metals and Ores . . . . . tons</b>	812	179	35	25	57	53,987	11,676	2,259	316	101,804
<b>Opium shipped to the United Kingdom on Government account . . . . .</b>										
{ cwt.	..	3,051	2,400	900	..	..	167,410	134,082	76,117	..
{ cwt.	..	4,238	3,396	1,288	..	..	..	..	35,000	..
<b>Railway plant and rolling-stock . . . . . value</b>	—	—	—	—	—	..	..	..	..	..
<b>All other articles—</b>										
Unmanufactured . . . . .	—	—	—	—	—	5,305	2,642	4,277	974,008	872,690
Manufactured . . . . .	—	—	—	—	—	13,629	6,195	6,337	203,302	449,376
<b>GRAND TOTAL . . . . .</b>	—	—	—	—	—	704,480	558,016	157,994	1,723,798	2,541,930

NOTE.—The sterling figures have been converted at the rate of R10=£1 for 1919-20 and 1920-21, and R15=£1 for earlier years

No. 12—continued  
EXPORTS—continued

## FOREIGN MERCHANDISE

PRINCIPAL AND OTHER ARTICLES	QUANTITY					VALUE				
	1916-17	1917-18	1918-19	1919-20	1920-21	1916-17	1917-18	1918-19	1919-20	1920-21
<b>BOMBAY—continued</b>										
<b>BOMBAY (CHIEF PORT)—continued</b>										
Animals, living—						£	£	£	£	£
Horses . . . . . no.	108	32	15	42	55	5,539	17,167	7,500	16,390	19,718
Other kinds . . . . . "	7	..	..	10	34	63	..	..	90	771
Total Animals, living . . . . . "	110	32	15	52	89	5,602	17,167	7,500	16,480	20,489
Apparel (including drapery, uniforms and accoutrements, but excluding hosiery and boots and shoes) . . . . . value	—	—	—	—	—	41,735	30,816	146,979	311,324	301,916
Books, printed, and printed matter (not being stationery), including maps and charts . . . . . cwts	663	330	419	483	801	6,179	3,493	5,098	12,085	18,534
Boots and Shoes . . . . . pairs	9,589	7,140	15,274	48,011	37,013	1,544	3,103	9,233	37,901	46,395
Building and Engineering materials . . . . . value	—	—	—	—	—	4,830	2,837	10,864	9,629	8,025
Carriages and Carts (excluding railway carriages), and parts thereof . . . . . "	—	—	—	—	—	11,705	5,678	9,489	108,643	110,807
Chemicals and Chemical preparations, etc.—										
Aluminous Sulphates (including alum) . . . . . cwts	16,564	5,523	4,062	3,916	1,334	12,293	4,490	4,235	6,808	2,364
Ammonia and salts thereof . . . . . "	2,506	445	1,044	2,234	1,056	7,081	1,640	4,226	13,427	5,334
Other sorts of chemicals . . . . . value	—	—	—	—	—	19,605	14,914	36,551	42,908	47,904
Total of chemicals, etc. . . . . "	—	—	—	—	—	38,929	21,044	45,012	63,138	55,602
Clocks and Watches and parts thereof—										
Clocks and Watches . . . . . no.	..	..	9,371	11,327	3,474	..	..	4,990	12,106	4,052
Parts of clocks and watches . . . . . value	—	—	—	—	—	..	..	545	1,388	100
Total Clocks and Watches . . . . . "	—	—	—	—	—	..	..	5,535	13,494	4,152
Coffee . . . . . cwts	2,074	10,672	3,793	21,513	28,594	9,312	35,064	13,933	111,350	122,974
Cutlery . . . . . value	—	—	—	—	—	4,143	1,750	11,923	42,797	49,502
Drugs and Medicines (excluding chemicals and narcotics)—										
Anaesthetics . . . . . cwts	1,360	711	1,043	871	2,148	5,160	2,502	3,571	6,109	23,494
Camphor . . . . . lbs	93,514	36,381	422,413	225,365	37,698	10,308	4,558	84,350	154,535	18,355
Camia lignea . . . . . cwts	3,780	6,195	6,330	9,308	4,792	10,514	11,027	75,053	36,969	18,926

NOTE.—The sterling figures have been converted at the rate of R10—£1 for 1919-20 and 1920-21, and R15—£1 for earlier years.  
\* New heading opened since 1920-21.

TRADE AT CHIEF PORT  
BOMBAY

( 104 )

No. 12—continued  
EXPORTS—continued

FOREIGN MERCHANDISE—continued

PRINCIPAL AND OTHER ARTICLES	QUANTITY					VALUE				
	1916-17	1917-18	1918-19	1919-20	1920-21	1916-17	1917-18	1918-19	1919-20	1920-21
<b>BOMBAY—continued</b>										
<b>BOMBAY (CHIEF PORT)—continued</b>										
<b>Drugs and Medicines, etc.—continued</b>										
Quinine Salts—										
Quinine Sulphate or Bisulphates . . lbs	247	1,023	1	3,185	7	364	3,283	18	2,643	46
Others . . . . "	4	..	1	..	..	8	..	4	..	..
Others . . . . value	—	—	—	—	—	23,483	10,861	27,676	95,369	74,205
Total Drugs and Medicines (excluding chemicals and narcotics) . . . . "	—	—	—	—	—	49,857	32,481	131,152	295,625	133,456
<b>Dyeing and Tanning substances—</b>										
Cochineal . . . cwt.	37	58	82	472	423	587	779	1,418	10,430	6,388
Dyes obtained from coal tar—										
Alizarine . . . lbs	..	..	..	1,165	1,344	..	..	..	2,140	402
Aniline . . . . "	..	..	784	[15,973	16,864	..	..	100	5,282	9,444
Saffron . . . . "	10,592	4,880	6,548	12,359	10,000	4,657	2,540	4,130	17,090	8,718
Others . . . . cwt.	164	1,441	1,566	1,670	907	318	7,977	10,346	11,466	7,291
Total Dyeing and tanning substances . value	—	—	—	—	—	5,555	11,276	15,904	46,408	32,243
<b>Earthenware and Porcelain (excluding pipes of earthenware) . . "</b>										
	—	—	—	—	—	20,491	16,779	30,345	81,982	65,319
<b>Fish (excluding canned fish)—</b>										
Fishmaws and shark-fins . . . cwt.	4,269	4,468	4,548	6,275	5,132	36,817	41,583	41,458	116,411	114,167
Others . . . . "	2,355	1,242	..	100	156	1,987	1,389	1	116	1,001
Total fish . . . . "	6,624	5,710	4,548	6,375	5,288	38,804	42,972	41,459	116,527	115,168
<b>Fruits and Vegetables—</b>										
Green fruits and vegetables value . . . . "	—	—	—	—	—	153	255	..	91	175
Fruits and vegetables: dried, salted, or preserved—										
Dates . . . . tons	2,236	1,785	1,381	1,780	2,251	28,691	24,691	20,041	50,191	64,588
Other sorts . . . . "	5,025	3,821	3,369	3,089	5,000	297,339	248,698	216,149	305,930	450,685
Total Fruits and Vegetables . . value	—	—	—	—	—	326,188	273,644	236,190	356,212	515,448
<b>Furniture and cabinet ware . . . . "</b>										
	—	—	—	—	—	4,340	3,565	3,540	17,714	26,439
<b>Glass and Glassware—</b>										
Beads and false pearls cwt.	674	550	513	594	401	3,907	3,912	4,746	8,924	7,953
Bottles . . . . gross	2,021	2,459	3,046	6,350	2,359	2,743	2,292	2,478	5,888	4,077
Sheets and plate suff. ft	63,300	43,567	12,660	183,124	180,157	1,471	1,050	370	9,802	7,996
Other glassware . . value	—	—	—	—	—	33,462	28,997	56,323	140,618	135,426
Total of glass and glassware . . . . "	—	—	—	—	—	41,583	36,249	63,921	165,233	156,052
<b>Grain, Pulse, and Flour—</b>										
Rice, not in the husk tons	2,237	2,420	456	29	..	27,379	28,858	6,946	800	..
Wheat . . . . "	..	..	..	7,207	..	..	..	..	141,060	6
Others . . . . "	..	..	103	2	20	..	..	2,140	81	440
Total Grain, Pulse, and Flour . . . . "	2,237	2,420	559	7,238	20	27,379	28,858	9,086	141,941	445
<b>Gums and Resins—</b>										
Arabic . . . . cwt.	18,178	5,424	2,013	5,993	8,855	21,746	14,789	8,695	25,260	34,706
Benjamin . . . . "	1,396	1,473	2,188	2,690	946	3,985	5,619	7,782	16,069	5,745
Olibanum or frankincense . . . . "	33,246	20,012	14,639	16,010	12,543	57,580	38,822	24,518	52,216	40,701
Resin . . . . "	656	703	1,411	1,032	1,141	653	720	1,335	2,071	3,245
Other sorts . . . . "	7,621	8,359	12,325	15,295	22,930	23,732	17,921	85,955	153,335	173,864
Total Gums and resins . . . . "	59,296	35,971	32,576	39,990	46,435	107,596	77,871	123,735	248,951	258,261
<b>Hardware (excluding Cutlery and Electro-plated ware) . . value</b>										
	—	—	—	—	—	60,037	26,753	73,576	244,831	229,716
<b>Hides and Skins, raw—</b>										
Skins, raw . . . . (tons and NO.)	..	..	..	1	135	..	..	..	..	..
Horns, tips and pieces of horns, and hornmeal cwt.	86	30	96	63,000	531,710	..	..	..	630	569,602
	..	..	..	60	1,632	7,039	2,972	2,231	9,149	15,688

NOTE.—The sterling figures have been converted at the rate of R10=£1 for 1919-20 and 1920-21, and R15=£1 for earlier years

No. 12—continued

EXPORTS—continued

## FOREIGN MERCHANDISE—continued

PRINCIPAL AND OTHER ARTICLES	QUANTITY					VALUE				
	1916-17	1917-18	1918-19	1919-20	1920-21	1916-17	1917-18	1918-19	1919-20	1920-21
<b>BOMBAY—continued</b>						£	£	£	£	£
<b>BOMBAY (CHIEF PORT)—continued</b>										
Instruments, Apparatus, and Appliances, and parts thereof—										
Electrical . . . . . value	—	—	—	—	—	2,538	2,030	7,445	15,911	33,887
Musical—										
Talking machines and accessories . . . . .	—	—	—	—	—	699	642	1,341	3,328	4,722
Other sorts . . . . .	—	—	—	—	—	1,857	489	572	3,719	5,278
Photographic . . . . .	—	—	—	—	—	—	—	—	—	4,806
Others . . . . .	—	—	—	—	—	5,161	4,150	37,925	23,735	13,165
Total Instruments, apparatus, and appliances, and parts thereof . . . . .	—	—	—	—	—	9,755	8,201	37,283	46,693	61,858
Ivory—										
Unmanufactured . . . . . lbs	122,759	72,226	105,143	181,638	236,956	43,424	23,472	46,028	110,197	87,851
Manufactured . . . . . value	—	—	—	—	—	274	329	—	188	69
Total Ivory . . . . .	—	—	—	—	—	43,698	23,801	46,028	110,385	87,920
Jewellery (excluding imitation jewellery and Precious stones and pearls, unset), also plate of gold and silver—										
Jewellery . . . . .	—	—	—	—	—	265	482	357	2,823	465
Plate of gold and silver . . . . .	—	—	—	—	—	2,267	322	1,039	24,249	26,768
Total value of Jewellery, and plate of gold and silver . . . . .	—	—	—	—	—	2,532	804	1,396	27,774	26,633
Leather—										
Skins, tanned or dressed (tons and No.)	..	..	..	..	..	..	..	10	..	13,277
Unwrought . . . . . cwt	23	3	93	85	44	489	51	6,019	1,068	1,717
Manufactures (excluding boots and shoes) . . . . .	—	—	—	—	—	3,777	1,746	9,012	26,224	17,882
Other sorts . . . . .	—	—	—	—	—	112	..	..	..	..
Total of Leather . . . . .	—	—	—	—	—	4,378	1,797	15,042	28,152	22,226
Liquors—										
Ale, Beer, and Porter . . . . . gals.	116,476	58,796	37,883	57,123	35,628	14,683	10,597	8,725	20,887	12,747
Cider and other fermented liquors . . . . .	27	33	170	72	42	8	16	64	24	31
Spirit—										
Brandy . . . . .	1,556	899	863	1,449	692	1,078	539	1,641	2,429	2,588
Whisky . . . . .	5,365	2,394	2,913	14,322	4,317	3,072	2,016	3,906	21,122	12,329
Other sorts . . . . .	4,402	2,045	3,663	3,840	7,200	2,406	918	1,849	7,116	21,856
Wines—										
Port and other still red wines . . . . .	1,153	454	2,182	1,281	1,880	919	441	754	2,226	2,697
Others . . . . .	1,754	806	819	3,497	1,928	1,670	913	459	3,752	2,752
Total of Liquors . . . . .	130,738	65,427	47,978	81,584	51,685	24,696	15,440	17,899	71,556	56,868
Machinery and Millwork—										
Prime-movers (other than electrical) . . . . . value	—	—	—	—	—	2,519	1,570	5,763	23,560	13,126
Others . . . . .	—	—	—	—	—	12,658	9,102	14,871	74,452	90,753
Total of Machinery and millwork . . . . .	—	—	—	—	—	15,177	10,672	20,634	105,012	103,879
Matches . . . . . gross of boxes	257,500	146,411	394,356	509,292	177,553	18,043	15,505	52,123	96,213	30,202
Metals and Ores—										
Brass, Bronze, and similar alloys and manufactures thereof—										
Wrought—										
Mixed or yellow metal for sheathing cwts	122	..	..	302	278	732	..	..	2,307	2,698
Others . . . . .	495	78	276	1,041	984	3,763	739	2,029	12,486	11,304
Total Brass . . . . .	617	78	276	1,343	1,262	4,545	739	2,029	15,943	14,092
Unwrought—										
Toles, ingots, cakes, Castles and slabs . . . . .	..	3	..	..	..	..	23	..	..	..
Copper—										
Wrought—										
Sheets and other manufactures . . . . .	850	174	1,300	11,535	7,126	5,197	1,315	11,444	141,909	69,552
Total Copper . . . . .	850	177	1,300	11,535	7,126	5,197	1,338	11,444	141,909	69,552

NOTE.—The sterling figures have been converted at the rate of £10=£1 for 1919-20 and 1920-21, and £15=£1 for earlier years



TRADE AT CHIEF PORT  
BOMBAY

( 106 )

No. 12—continued  
EXPORTS—continued

FOREIGN MERCHANDISE—continued

PRINCIPAL AND OTHER ARTICLES	QUANTITY					VALUE				
	1916-17	1917-18	1918-19	1919-20	1920-21	1916-17	1917-18	1918-19	1919-20	1920-21
<b>BOMBAY—continued</b>										
<b>BOMBAY (CHIEF PORT)—continued</b>										
<b>Metals and Ores—continued</b>										
<b>Iron or Steel—</b>						\$	£	\$	£	\$
Ancors and cables . . . tons	7	1	11	7	8	161	39	1,767	1,007	726
Angle, bolt, and rod . . . "	106	49	25	91	86	2,305	1,734	1,103	5,970	4,686
Bars and channel . . . "	315	205	60	313	351	5,987	12,510	3,572	16,456	29,025
Hoops and strips . . . "	319	46	41	113	448	12,005	1,664	2,048	6,105	5,475
Nails, screws, rivets, and washers . . . "	384	42	211	403	246	13,797	2,334	14,400	30,606	16,140
Old, for re-manufacture . . . "	1,000	6	531	..	..	2,642	84	589	..	..
Pipes and fittings, cast . . . "	47	..	3	12	17	1,723	35	544	1,164	1,607
<b>Sheets and plates—</b>										
Galvanised . . . "	356	18	164	154	540	10,172	775	12,590	8,596	23,099
Tinned . . . "	41	27	3	86	132	1,306	867	131	6,708	7,135
Not galvanised or tinned . . . "	8	39	96	46	343	160	1,853	12,804	4,304	16,116
Wire . . . "	125	13	17	70	121	3,623	771	1,227	5,211	5,020
Others . . . "	564	52	154	242	577	14,590	1,798	11,776	15,420	27,460
<b>Total Iron or Steel</b> . . . "	<b>3,761</b>	<b>497</b>	<b>1,305</b>	<b>1,542</b>	<b>2,869</b>	<b>63,315</b>	<b>24,425</b>	<b>60,784</b>	<b>100,535</b>	<b>138,230</b>
<b>Lead—</b>										
<b>Unwrought—</b>										
Ore . . . "	..	..	..	..	1	..	5	..	..	84
Pig . . . cwts	..	..	..	1,024	232	..	..	..	2,363	583
Other sorts . . . "	..	148	..	100	8	..	185	..	259	35
Wrought, all sorts . . . "	311	7	63	32	149	318	45	215	153	572
<b>Total Lead (excluding Ore)</b> . . . "	<b>311</b>	<b>155</b>	<b>63</b>	<b>1,156</b>	<b>389</b>	<b>318</b>	<b>230</b>	<b>215</b>	<b>2,780</b>	<b>1,190</b>
Quick Silver . . . lbs.	1,040	..	78	12,632	5,383	220	..	34	5,682	1,669
<b>Tin—</b>										
Unwrought (blocks, ingots, bars, and slabs) . . . cwts	1,649	1,164	1,550	5,710	378	14,711	11,746	20,000	122,834	6,822
<b>Metals—Others</b> . . . "	<b>303</b>	<b>91</b>	<b>125</b>	<b>1,013</b>	<b>2,016</b>	<b>4,202</b>	<b>810</b>	<b>1,799</b>	<b>25,090</b>	<b>3,8,017</b>
<b>Ores—Others</b> . . . tons	..	..	..	..	346	..	..	..	..	1,270
<b>Total Metals</b> . . . tons	<b>3,943</b>	<b>590</b>	<b>1,471</b>	<b>2,535</b>	<b>3,429</b>	<b>97,539</b>	<b>39,265</b>	<b>96,389</b>	<b>414,773</b>	<b>269,631</b>
<b>Total Ores</b> . . . "	..	..	..	..	347	..	5	..	..	1,354
<b>Total Metals and Ores</b> . . . "	<b>3,943</b>	<b>590</b>	<b>1,471</b>	<b>2,535</b>	<b>3,776</b>	<b>97,539</b>	<b>39,270</b>	<b>96,389</b>	<b>414,773</b>	<b>270,986</b>
<b>Oils—</b>										
<b>Mineral—</b>										
Kerosene . . . gals.	269,462	8,087	13,293	200,418	148,132	18,184	569	824	16,935	13,897
Other kinds . . . "	256,212	18,821	562,806	718,416	700,980	5,512	1,248	10,862	23,197	22,406
<b>Total Mineral</b> . . . "	<b>525,674</b>	<b>31,908</b>	<b>576,099</b>	<b>918,834</b>	<b>849,112</b>	<b>18,696</b>	<b>1,817</b>	<b>11,686</b>	<b>40,042</b>	<b>36,303</b>
<b>Vegetable non-essential—</b>										
Linseed . . . { cwts	..	..	..	676	254	..	..	..	..	..
.. .. .. { gals	4,968	2,142	20,631	8,404	3,106	980	566	15,270	3,967	1,621
.. .. .. { cwts	..	..	..	397	25	..	..	..	..	..
Other sorts . . . { gals	60	..	2	4,940	310	10	..	1	595	140
Others . . . "	405	117	267	1,210	13,086	719	83	314	1,806	3,905
<b>Total Oil</b> . . . "	<b>531,107</b>	<b>34,167</b>	<b>606,980</b>	<b>933,397</b>	<b>865,704</b>	<b>20,405</b>	<b>2,465</b>	<b>27,280</b>	<b>46,410</b>	<b>41,969</b>
<b>Paints and Colours</b> . . . cwts	<b>1,368</b>	<b>988</b>	<b>2,365</b>	<b>2,038</b>	<b>2,069</b>	<b>3,230</b>	<b>2,553</b>	<b>11,203</b>	<b>23,571</b>	<b>19,101</b>
<b>Paper and Pasteboard—</b>										
<b>Paper—</b>										
Printing paper . . . "	2,654	2,216	781	673	896	8,805	5,202	3,735	2,889	3,122
Writing paper and envelopes . . . value	..	..	..	..	..	14,333	21,950	25,300	32,988	35,656
Other kinds of paper (including paper manufactures) . . . cwts	20,312	10,471	3,664	10,930	4,273	20,425	19,812	11,382	26,015	11,312
Pasteboard, millboard, and cardboard of all kinds . . . "	26	25	479	711	44	44	40	1,203	1,315	124
<b>Total Paper and Pasteboard value</b>	<b>..</b>	<b>..</b>	<b>..</b>	<b>..</b>	<b>..</b>	<b>43,612</b>	<b>47,004</b>	<b>40,620</b>	<b>63,207</b>	<b>50,714</b>

NOTE.—The sterling figures have been converted at R10-£1 for 1919-20 and 1920-21, and R15-£1 for earlier years

No. 12—continued  
EXPORTS—continued

## FOREIGN MERCHANDISE—continued

PRINCIPAL AND OTHER ARTICLES	QUANTITY					VALUE				
	1916-17	1917-18	1918-19	1919-20	1920-21	1916-17	1917-18	1918-19	1919-20	1920-21
<b>BOMBAY—continued</b>						£	£	£	£	£
<b>BOMBAY (CHIEF PORT)—continued</b>										
Perfumery (not being perfumed sprits) . . . value	—	—	—	—	—	4,147	3,491	4,504	14,280	6,801
Precious stones and pearls, unset . . .	—	—	—	—	—	8,800	4,867	867	13,633	3,733
Provisions and Oilman's stores (excluding fish and fruits and vegetables) . . . cwt	29,357	18,318	18,232	18,163	20,957	95,018	53,317	55,888	107,874	141,408
Rubber—										
Raw . . . lbs.	..	..	4,704	1,456	6,740	..	..	164	291	495
Manufactures . . . value	—	—	—	—	—	7,399	987	4,632	19,194	31,139
Total Rubber . . .	—	—	—	—	—	7,399	987	4,796	19,485	31,634
Shells and Cowries . . . value	—	—	—	—	—	15,146	3,078	6,401	29,736	8,428
Soap . . . cwt	14,997	10,921	9,250	20,832	2,844	21,718	18,863	24,608	33,498	13,907
Spices—										
Cloves . . . lbs	20,886	25,758	26,468	27,133	16,414	56,716	110,333	99,336	216,146	112,160
Nutmegs . . . "	692	1,729	640	1,275	215	2,118	4,699	3,168	9,607	1,108
Pepper . . . "	697	1,378	825	1,382	..	1,890	4,524	2,782	7,951	2
Others . . . "	504	218	483	780	230	1,968	1,420	3,036	5,532	2,223
Total Spices . . . "	22,779	39,083	28,416	30,576	16,868	62,692	130,176	108,672	239,236	115,493
Stationery (excluding paper) . . . value	—	—	—	—	—	24,463	22,651	30,132	52,212	47,900
Sugar—										
Sugar, 16 Dutch standard and above . . . tons	17,816	33,724	26,407	23,845	37,571	424,826	920,401	756,561	1,668,274	2,153,113
Sugar, 15 Dutch standard and below . . . "	..	..	..	..	..	1	..	1	..	..
Confectionery . . . "	42	7	6	43	24	3,584	938	399	6,555	4,743
Total Sugar . . . "	17,858	33,731	26,763	23,888	37,595	428,411	921,339	756,961	1,674,829	2,157,856
Tea—										
Black . . . lbs	679,392	306,462	1,598,220	923,103	251,338	33,491	22,097	93,678	79,418	21,339
Green . . . "	17,849	26,777	37,748	26,511	13,739	1,011	1,666	2,601	3,488	1,063
Total Tea . . . "	697,241	333,239	1,635,968	949,614	265,077	34,502	23,763	96,279	82,906	22,402
Textiles—										
Cotton—										
Raw . . . tons	52	118	2	..	821	3,760	14,445	70	7	253,690
Twist and yarn . . . lbs	1,598,686	565,875	1,664,915	2,245,905	310,490	86,270	39,874	213,803	274,468	74,234
Manufactures—										
Canvas . . . yards	10,971	3,080	3,961	12,285	32,663	1,239	335	1,131	1,735	6,901
Handkerchiefs and shawls in the piece . . . no.	1,703,524	854,058	1,150,769	672,481	603,938	31,675	30,144	68,527	33,966	39,923
Hosiery . . . value	—	—	—	—	—	64,905	49,009	95,825	171,311	39,296
Lace and patent net . . . yards	21,567	662	181,703	247,939	30,185	569	22	3,847	14,047	4,143
Piece-goods—										
Grey (unbleached) . . . yards	26,635,136	33,519,092	39,904,799	35,891,781	32,053,128	411,002	736,657	1,315,268	1,861,243	1,806,608
White (bleached) . . . "	15,537,992	9,444,211	22,399,987	16,489,036	5,865,073	235,940	197,024	716,562	900,922	335,575
Coloured, printed, or dyed . . . "	44,303,949	31,087,240	39,176,645	23,224,740	13,147,323	308,866	948,641	1,405,568	1,440,433	348,533
Funts of all descriptions . . . "	39,576	15,083	27,668	56,799	19,575	730	464	572	4,139	799
Total of Piece goods . . . "	86,566,653	78,265,626	101,479,099	76,253,326	51,085,158	1,457,147	1,884,786	3,437,970	4,206,742	2,991,515
Thread, sewing . . . lbs	304,292	143,635	183,470	242,277	94,333	20,305	14,144	25,515	57,240	26,350
Others . . . value	336,333	216,724	770,357	163,342	303,397	21,755	17,093	17,396	25,666	47,341
Total Cotton, raw and manufactures . . . "	—	—	—	—	—	1,687,792	2,049,356	3,564,087	4,790,291	3,568,452
Haberdaery and millinery . . . "	—	—	—	—	—	12,222	12,496	23,230	70,070	49,194
Silk—										
Raw . . . lbs	12,475	16,384	29,833	157,075	100,347	3,484	7,226	14,061	117,532	48,656
Silk yarn, nolls, and warps . . . "	10,799	28,368	18,815	18,457	16,197	694	2,368	2,174	4,062	2,905
Manufactures—										
Goods of silk mixed with other materials . . . yards	154,600	65,966	343,351	373,994	49,576	10,268	6,162	41,174	55,534	8,719
Silk piece-goods . . . "	908,093	694,857	1,733,347	2,008,054	844,557	53,946	56,233	194,169	364,206	165,865
Thread for sewing . . . lbs.	527	1,041	7,115	3,751	1,437	138	498	4,382	1,304	739
Other sorts . . . "	1,111	40	6,273	5,907	4,363	232	16	1,303	3,317	3,133
Total Silk, raw and manufactures . . . value	—	—	—	—	—	63,311	72,023	253,263	546,955	230,137

NOTE.—The sterling figures have been converted at the rate of £10=£1 for 1919-20 and 1920-21, and £15=£1 in earlier years

TRADE AT CHIEF PORT  
BOMBAY

( 108 )

No. 12—continued  
EXPORTS—concluded

FOREIGN MERCHANDISE—concluded

PRINCIPAL AND OTHER ARTICLES	QUANTITY					VALUE				
	1916-17	1917-18	1918-19	1919-20	1920-21	1916-17	1917-18	1918-19	1919-20	1920-21
<b>BOMBAY—concluded</b>						£	£	£	£	£
<b>BOMBAY (CHIEF PORT)—concluded</b>										
<b>Textiles—continued</b>										
Wool—										
Raw . . . lbs	2,510,421	266,660	308,448	150,528	14,224	149,328	18,735	24,562	12,825	1,377
Manufactures—										
Piece-goods . . . yards	194,810	232,781	226,721	395,808	233,547	23,491	64,995	84,508	205,272	106,524
Shawls . . . no.	1,886	64	345	2,380	6,567	367	17	512	2,595	8,475
Other sorts . . . lbs	34,178	161,332	28,519	405,650	180,985	4,495	20,755	7,461	91,498	99,041
Total Wool, raw and manufactures "	—	—	—	—	—	177,981	104,502	117,048	312,190	210,417
Other textiles—										
Manufactured . . . "	—	—	—	—	—	2,559	1,133	9,582	33,435	33,494
Total Textiles . . . "	—	—	—	—	—	1,949,385	2,240,010	4,277,205	5,752,851	4,106,693
Tobacco unmanufactured lbs	88,566	46,224	1 33,345	818,455	634,072	1,051	847	14,384	36,027	56,230
" manufactured . . . "	183,584	115,719	1 38,017	232,582	124,980	39,079	26,338	37,701	89,110	43,506
Total of Tobacco . . . "	222,100	161,943	1 71,362	636,037	759,051	40,130	27,180	52,085	125,137	99,736
Toys and requisites for games and sports . . . value	—	—	—	—	—	5,058	5,339	12,476	21,098	17,665
Umbrellas (including parasols and sunshades) . . . no.	79,821	38,820	1 24,308	40,702	14,165	7,596	4,820	3,570	12,475	5,357
Wood and Timber—										
Timber, of any kind Railway sleepers—										
Teak . . . cubic tons	32	117	265	189	175	412	2,098	5,265	4,803	6,560
Other timber . . . "	480	215	555	392	528	4,711	1,907	8,724	8,880	12,711
Wood, ornamental Manufactures of wood, other than furniture and cabinet ware . . . value	—	—	—	—	—	211	239	278	527	397
Total of Wood and Timber . . . "	—	—	—	—	—	21,582	4,496	16,191	30,523	90,684
Articles (not specified) exported by post . . . "	—	—	—	—	—	46,605	59,650	129,457	196,638	281,339
All other articles—										
Unmanufactured . . . value	—	—	—	—	—	1,654	5,980	4,487	14,152	13,454
Manufactured . . . "	—	—	—	—	—	32,950	32,068	51,706	131,890	108,086
<b>GRAND TOTAL (excluding Government Stores) . . . "</b>	—	—	—	—	—	3,906,731	4,391,715	7,002,337	12,090,203	11,937,363

GOVERNMENT STORES

PRINCIPAL AND OTHER ARTICLES	QUANTITY					VALUE				
	1916-17	1917-18	1918-19	1919-20	1920-21	1916-17	1917-18	1918-19	1919-20	1920-21
Apparel (including drapery, uniform, accoutrements, but excluding hosiery) . . . value	—	—	—	—	—	—	18	—	167,518	182,988
Arms, Ammunition, and Military stores—										
Fire-arms, and parts thereof . . . "	—	—	—	—	—	2,295	4,530	—	425	27,455
Other sorts . . . "	—	—	—	—	—	5,600	240	513	39,133	66,209
Total of Arms, etc. . . "	—	—	—	—	—	7,895	4,770	513	39,563	93,664
Chemicals, drugs, medicines, and narcotics . . . "	—	—	—	—	—	86	23	90	30,831	261,234
Hardware and Cutlery, including agricultural implements and platedware . . . "	—	—	—	—	—	70	157	331	64,308	74,994
Liquors—										
Alc. beer, and porter . . . gale	—	—	—	43,680	153,609	—	—	—	9,461	26,414
Spirits . . . "	18	—	—	504	8,869	27	—	—	760	6,953
Wines . . . "	—	—	—	—	3,747	—	—	—	—	5,103
Total Liquors . . . "	18	—	—	44,184	166,225	27	—	—	10,221	38,470
Metals and Ores—										
Iron and Steel—										
Wrought and manufactures tons	6	3	2	63	536	239	68	235	4,505	21,705
Others . . . cwt	—	10	1	114	696	2,263	42	5	7,705	30,507
Total of Metals and Ores tons	6	4	3	69	571	2,552	111	240	12,300	52,212
All other articles—										
Unmanufactured . . . value	—	—	—	—	—	—	—	—	209,892	98,668
Manufactured . . . "	—	—	—	—	—	5,814	1,859	244	1,902,599	2,678,951
<b>GRAND TOTAL . . . "</b>	—	—	—	—	—	16,444	7,135	3,813	2,497,230	3,481,176

NOTE.—The sterling figures have been converted at the rate of £110=£1 for 1919-20 and 1920-21, and £115=£1 for earlier years

No. 12—continued

## IMPORTS

PRINCIPAL AND OTHER ARTICLES	QUANTITY					VALUE				
	1916-17	1917-18	1918-19	1919-20	1920-21	1916-17	1917-18	1918-19	1919-20	1920-21
<b>KIND—</b>						£	£	£	£	£
<b>KARACHI—</b>										
Apparel (excluding hosiery and boots and shoes)—										
Apparel (including drapery, uniforms, accoutrements) value	—	—	—	—	—	12,453	13,284	9,646	21,185	106,878
Gold and silver thread	—	—	—	—	—	1,833	4,512	187	630	32,062
Hats, caps, bonnets, and hatter's ware	—	—	—	—	—	9,314	8,368	9,379	11,284	28,046
Second-hand clothing	—	—	—	—	—	25,880	40,637	35,847	29,395	65,939
Others	—	—	—	—	—	285	299	121	192	2,509
Total value of Apparel	—	—	—	—	—	49,275	63,900	55,080	62,786	234,206
Arms, Ammunition, and Military Stores—										
Cartridge cases—										
Filled	2,257,216	406,202	362,978	3,172,654	3,351,506	8,693	1,987	891	34,807	34,410
Empty	235,500	117,630	..	300,484	80,550	333	193	..	955	830
Total of Cartridge cases	2,492,716	523,832	362,978	3,473,138	3,432,056	9,026	2,180	891	35,762	34,740
Explosives—										
Blasting fuse	9,184	3,600	96,000	18,620	24,500	650	2,582	2,150	1,487	2,755
Others	5,376	..	..	8,305	..	183	..	..	652	..
Total of Explosives	14,560	3,600	96,000	21,925	24,500	833	2,582	2,150	2,139	2,755
Fire-arms, and parts thereof value	—	—	—	—	—	2,314	5,153	4,804	8,341	24,659
Gunpowder—										
Sporting	33,850	..	..	..	..	2,796	..	..	..	..
Black (a)	—	—	—	15,200	2,040	—	—	—	1,661	359
Smokeless (a)	—	—	—	1,200	1,050	—	—	—	840	329
Others (a)	—	—	—	1,000	500	—	—	—	85	43
Total of Gunpowder	33,850	..	..	17,400	3,590	2,796	..	..	2,686	731
Other sorts	—	—	—	—	—	2,246	989	723	4,793	5,010
Total value of Arms, Ammunition, etc.	—	—	—	—	—	17,245	10,904	8,378	43,101	67,925
Art. works of, other than pictures.	—	—	—	—	—	221	452	1	622	2,115
Asbestos—										
Manufactured	—	—	—	—	—	..	..	..	..	8,084
Beltting for Machinery—										
Of cotton (a)	—	—	—	—	—	—	—	—	3,208	8,754
Of leather	—	—	—	—	—	186	599	710	1,333	1,379
Of other materials	—	—	—	—	—	2,712	4,210	5,765	5,546	12,239
Total Beltting for machinery	—	—	—	—	—	2,998	4,809	6,475	10,082	22,372
Books, printed, and printed matter (including maps and charts)	783	717	449	678	1,298	5,706	6,202	5,372	10,493	22,806
Boots and shoes—										
Of Leather	109,904	62,621	33,054	36,789	101,478	36,660	21,274	15,447	27,926	1,43,307
Of other materials	76,040	31,722	65,708	25,391	56,454	7,384	3,778	9,905	6,944	23,260
Total of Boots and shoes	185,944	94,343	103,762	62,180	157,932	44,044	25,052	25,352	34,870	1,71,567
Brushes and Brooms—										
Brushes—										
Toilet Brushes (a)	—	—	—	2,490	4,940	—	—	—	2,142	4,373
Others (a)	—	—	—	5,165	8,699	—	—	—	1,999	8,065
Brooms (a)	—	—	—	103	109	—	—	—	345	317
Total Brushes and Brooms	—	—	—	7,758	13,748	—	—	—	4,486	13,254

NOTE.—The sterling figures have been converted at the rate of £10=£1 for 1919-20 and 1920-21, and £15=£1 for earlier years.  
(a) Separately recorded from 1919-20

TRADE AT CHIEF PORT  
KARACHI

( 110 )

No. 12—continued  
IMPORTS—continued

PRINCIPAL AND OTHER ARTICLES	QUANTITY					VALUE				
	1916-17	1917-18	1918-19	1919-20	1920-21	1916-17	1917-18	1918-19	1919-20	1920-21
<i>SIND—continued</i>						£	£	£	£	£
<i>KARACHI—continued</i>										
<b>Building and Engineering Materials—</b>										
Fire bricks . . . . no.	(31,654	6,123	15,536	25,023	366,848	413	56	228	426	0,967
Cement . . . . Tons	3,561	3,884	172	—	—	19,163	22,926	1,843	—	—
Portland (a) . . . "	—	—	—	117,600	11,670	—	—	—	60,795	1,05,436
Other kinds (a) . . . "	—	—	—	168	8	—	—	—	126	218
Tiles . . . . no.	1,811,116	406,706	327,127	1,009,211	2,390,493	4,382	950	2,642	6,024	16,113
Other sorts . . . . value	—	—	—	—	—	3,040	9,066	1,120	2,504	12,402
<b>Total value of Building and Engineering Materials . . . . value</b>	—	—	—	—	—	26,998	32,998	5,843	69,875	145,136
Buttons of all sorts . . . . value	—	—	—	—	—	11,139	6,839	2,497	14,050	35,468
Candles of all kinds . . . . lbs	14,415	11,418	73	256,591	481,610	578	817	2	18,676	22,812
<b>Carriages and carts (excluding railway carriages) and parts thereof—</b>										
Carriages and carts . . . . no.	486	643	140	308	335	2,552	3,816	11,234	7,414	45,328
Parts of Carriages and value carts	—	—	—	—	—	2,476	2,187	2,743	5,548	29,820
Perambulators and children's go-carts (b) . . . no.	—	—	262	404	1,061	—	—	955	2,248	6,124
<b>Total value of Carriages, etc. value</b>	—	—	—	—	—	5,028	11,003	14,932	15,210	81,272
<b>Chemicals and chemical preparations (excluding chemical manures and medicines)—</b>										
<b>Acids—</b>										
Nitric . . . . cwt	119	229	2	324	173	812	504	16	1,528	905
Sulphuric . . . . "	6	5	2	2,453	1,065	32	25	21	4,851	6,348
Tartaric (a) . . . . "	—	—	—	720	753	—	—	—	13,866	12,046
Other sorts . . . . "	827	486	438	273	222	11,336	4,285	5,863	1,972	3,491
<b>Total of Acids . . . . "</b>	<b>952</b>	<b>720</b>	<b>442</b>	<b>3,770</b>	<b>2,213</b>	<b>12,230</b>	<b>4,814</b>	<b>5,400</b>	<b>22,217</b>	<b>23,710</b>
Aluminous sulphates (including Alum) . . . . "	9,133	8,064	—	—	—	7,706	7,021	—	—	—
Alum (b) . . . . "	—	—	2,807	13,500	24,056	—	—	2,709	17,199	28,078
Aluminous sulphates (b) . . . . "	—	—	1	—	2	—	—	9	—	6
Ammonia and salts thereof . . . . "	1,929	1,287	837	—	—	4,635	3,935	8,551	—	—
Anhydrous (a) . . . . "	—	—	—	133	200	—	—	—	2,118	2,064
Others (a) . . . . "	—	—	—	3,995	2,057	—	—	—	15,592	8,957
Coppers . . . . "	3,329	3,224	30	3,756	5,982	3,861	3,421	12	5,651	2,731
Disinfectants . . . . "	3,716	3,614	4,796	1,343	3,633	5,038	5,706	11,083	5,145	10,177
<b>Soda compounds—</b>										
Bicarbonate of Soda (Sodium Bicarbonate) . . . . "	15,787	11,330	21,473	18,912	4,185	6,016	7,165	21,383	16,899	3,658
Caustic Soda (Sodium Hydroxide) . . . . "	1,218	7,648	6,829	25,890	16,063	1,330	18,123	15,408	36,113	28,637
Sodium Carbonate (Soda Ash and Soda Crystals) . . . . "	46,604	47,399	43,476	13,395	44,419	14,145	32,862	31,276	8,096	35,539
Other sorts . . . . "	1,104	905	1,707	546	1,402	1,517	1,612	2,202	938	3,009
<b>Total of Soda Compounds . . . . "</b>	<b>64,692</b>	<b>67,282</b>	<b>73,485</b>	<b>59,252</b>	<b>66,069</b>	<b>24,108</b>	<b>59,162</b>	<b>70,269</b>	<b>62,036</b>	<b>70,743</b>
Other sorts of Chemicals . . . . value	—	—	—	—	—	10,758	9,902	9,226	19,217	47,346
<b>Total value of Chemicals . . . . value</b>	—	—	—	—	—	63,446	93,961	103,159	149,239	195,282
<b>Clocks and watches and parts thereof—</b>										
Clocks and time-pieces . . . . no.	4,504	3,845	613	7,276	9,454	1,237	1,233	218	3,469	3,271
Others . . . . value	—	—	—	—	—	78	247	97	276	1,460
<b>Total value of Clocks and watches . . . . value</b>	—	—	—	—	—	1,365	1,480	315	3,766	9,731

NOTE.—The sterling figures have been converted at the rate of R10=£1 for 1910-20 and 1920-21, and R15=£1 in earlier years  
(a) Separately recorded from 1919-20  
(b) " " " 1918-19

No. 12—continued  
IMPORTS—continued

PRINCIPAL AND OTHER ARTICLES	QUANTITY					VALUE				
	1916-17	1917-18	1918-19	1919-20	1920-21	1916-17	1917-18	1918-19	1919-20	1920-21
<b>SIND—continued</b>						£	£	£	£	£
<b>KARACHI—continued</b>										
Coal, coke, and patent fuel—										
Coal . . . tons	250	22	..	..	257	417	73	..	..	1,887
Coke and patent fuel . . "	45	51	..	68	85	280	824	..	414	2,044
Total of Coal, coke, and patent fuel . . "	295	143	..	58	342	677	897	..	414	3,931
Cutlery . . . value	—	—	—	—	—	16,051	9,712	11,941	..	..
" other kinds (a) . . "	—	—	—	—	—	—	—	—	26,043	70,155
Total of Cutlery . . "	—	—	—	—	—	16,051	9,712	11,941	26,043	70,155
Cycles (other than motor cycles) and parts thereof and accessories—										
Cycles, imported entire or in sections . . . no.	1,519	887	732	2,095	3,232	5,807	4,850	5,717	18,588	102,828
Parts of Cycles and accessories . . . value	—	—	—	—	—	6,314	3,857	4,312	6,895	40,404
Total value of Cycles (other than motor cycles) and parts, etc.	—	—	—	—	—	12,121	8,207	10,029	25,283	152,232
Drugs and medicines (excluding chemicals and narcotics)—										
Cinchona bark . . . lbs	24	1	..	..	..	29	1	..	..	..
Proprietary and patent Medicines . . . value	—	—	—	—	—	10,430	7,046	8,233	21,972	22,960
Quinine salts—										
Quinine Sulphate or bisulphate . . . lbs	415	588	1,604	1,698	2,237	1,279	1,919	4,414	3,883	14,516
Other sorts . . . "	87	74	135	76	114	351	321	446	393	854
Total of Quinine salts . . "	502	662	1,739	1,774	2,351	1,630	2,240	4,860	4,276	15,370
Other sorts of Drugs and Medicines . . . value	—	—	—	—	—	21,420	14,809	16,800	24,480	53,435
Total value of Drugs and Medicines	—	—	—	—	—	33,600	24,096	27,062	55,728	90,365
Dyeing and Tanning substances—										
Dyes obtained from coal tar—										
Aniline Dyes . . . lbs	4,274	..	..	..	..	1,319	..	..	..	..
Others . . . "	12	..	..	..	82	1	..	..	..	12
Indigo, synthetic . . . cwts	..	..	..	..	5	3	..	..	..	104
Other sorts (including lac dye) &c	..	..	..	..	..	119	973	236	1,040	491
Total value of Dyeing and Tanning substances	—	—	—	—	—	5,075	2,671	2,681	7,204	9,308
Earthenware and Porcelain (excluding pipes of earthenware) . . . value	—	—	—	—	—	11,515	9,977	12,658	..	..
Earthenware (excluding pipes) (a) . . "	—	—	—	—	—	—	—	—	13,824	35,060
Porcelain (a) . . . "	—	—	—	—	—	—	—	—	1,415	3,507
Total . . . "	—	—	—	—	—	11,515	9,977	12,658	15,239	39,567
Electroplated ware . . . "	—	—	—	—	—	56,900	28,195	37,609	5,021	16,324
Fruits and Vegetables—										
Fresh fruits and vegetables—										
Fresh fruits . . . "	..	..	..	..	..	41	30	26	375	29
Fresh vegetables of all kinds . . . "	..	..	..	..	..	6	..	..	132	..
Total value of Fresh Fruits and Vegetables . . . "	—	—	—	—	—	47	30	26	467	29

NOTE.—The sterling figures have been converted at the rate of R10—21 for 1919-20 and 1920-21, and R15—21 in earlier years  
(a) Separately recorded from 1919-20

TRADE AT CHIEF PORT  
KARACHI

(112)  
No. 12—continued  
IMPORTS—continued

PRINCIPAL AND OTHER ARTICLES	QUANTITY					VALUE				
	1916-17	1917-18	1918-19	1919-20	1920-21	1916-17	1917-18	1918-19	1919-20	1920-21
<i>SIND—continued</i>										
<i>KARACHI—continued</i>										
<i>Fruits and Vegetables—continued</i>										
<i>Fruits and Vegetables: dried, salted, or preserved, and being canned or bottled—</i>										
Almonds . . . . . tons	64	38	34	226	174	2,095	1,969	2,584	16,379	13,183
Dates . . . . . "	16,105	18,989	12,216	15,720	15,703	181,564	155,500	144,936	302,464	306,112
Other sorts . . . . . "	62	29	35	69	40	2,064	1,358	2,257	5,558	4,689
Total of Fruits and Vegetables: dried, salted, or preserved, etc. . . . . "	16,221	19,056	12,285	16,015	16,917	187,223	158,827	149,777	324,896	323,984
Total value of Fruits and Vegetables . . . . . "	—	—	—	—	—	187,270	158,917	149,803	324,863	324,013
<i>Furniture and Cabinetware—</i>										
Bedsteads . . . . . value	—	—	—	—	—	1,064	991	818	1,066	6,487
Furniture of wood (other than bedstead) . . . . . "	—	—	—	—	—	1,699	1,021	973	1,616	9,546
Furniture of material (other than bedstead) . . . . . "	—	—	—	—	—	1,091	490	879	2,685	7,818
Mouldings . . . . . "	—	—	—	—	—	408	1,100	891	287	1,944
Total value of Furniture and Cabinetware . . . . . "	—	—	—	—	—	4,252	3,602	2,561	6,604	25,795
<i>Glass and Glassware—</i>										
Bangles . . . . . value	—	—	—	—	—	1,493	2,160	123	225	6,610
Beads and false pearls . . . . . cwts	238	189	68	185	178	2,450	4,146	1,677	4,310	9,998
<i>Bottles and phials—</i>										
Soda water bottles . . . . . gross	4,105	2,599	5,052	2,536	10,152	8,465	9,355	13,731	11,219	50,731
Others . . . . . "	2,531	2,665	964	1,066	7,102	1,868	2,207	1,028	2,419	8,777
Total of Bottles and Phials . . . . . "	6,636	5,264	6,016	3,602	17,254	10,333	11,562	14,759	13,638	59,508
Funnels, globes, and glass parts of lamps . . . . . value	—	—	—	—	—	1,503	873	1,064	2,240	9,120
Scientific glassware . . . . . "	—	—	—	—	—	—	—	—	672	7,665
Sheet and plate . . . . . spl. ft.	1,310,540	298,221	77,056	1,014,144	1,386,514	21,855	6,245	3,517	28,311	42,606
Tableware including decanters, tumblers, etc.) . . . . . value	—	—	—	—	—	2,295	1,245	1,371	1,977	15,164
Other glassware . . . . . "	—	—	—	—	—	2,185	1,612	1,758	1,136	6,827
Total value of Glass and Glassware . . . . . "	—	—	—	—	—	42,114	27,842	24,269	52,509	157,508
<i>Grain, Pulse, and Flour—</i>										
Barley . . . . . tons	..	..	50	27	2	..	..	267	435	44
Jawar and bajra . . . . . "	..	..	785	2,207	..	..	..	10,369	36,094	..
Wheat . . . . . "	2	..	6,909	28,760	..	4	..	83,072	397,050	..
Other sorts . . . . . "	82	40	17	29	3	675	306	186	759	68
Total of Grain, Pulse, and Flour . . . . . "	84	40	7,711	31,023	5	679	306	98,894	434,338	112
<i>Hardware, excluding cutlery and electroplated ware—</i>										
<i>Agricultural implements: value</i>										
Buckets of lined or galvanized iron . . . . . "	—	—	—	—	—	6,078	1,516	2,632	6,144	5,150
Builders' hardware, such as locks, hinges, door bolts, etc. . . . . "	—	—	—	—	—	147	150	155	155	2,421
Domestic hardware, other than enamelled ironware . . . . . "	—	—	—	—	—	14,859	8,487	11,441	29,272	93,895
Enamelled ironware . . . . . "	—	—	—	—	—	3,017	2,053	1,636	6,360	19,666
Implements and tools other than agricultural implements and machine tools . . . . . "	—	—	—	—	—	2,851	3,122	545	556	8,373
Lamps, metal . . . . . no.	126,531	43,160	26,649	117,449	159,601	12,439	5,608	5,101	23,767	46,121
Stoves . . . . . "	—	—	—	—	11,532	—	—	—	—	11,113
Other sorts . . . . . value	—	—	—	—	—	80,266	33,228	19,303	53,148	345,603
Total value of Hardware, etc. . . . . "	—	—	—	—	—	78,444	63,710	48,222	159,222	641,168
<i>Hides and Skins, raw—</i>										
Hides, raw . . . . . tons	80	22	21	36	23	..	..	..	..	..
.. . . . . no.	21,649	6,851	6,168	10,100	3,255	6,378	2,022	1,993	5,053	1,564
Skins, raw . . . . . tons	123	70	57	179	55	..	..	..	..	..
.. . . . . no.	143,636	109,426	116,150	164,077	67,714	17,772	7,014	8,423	33,858	8,133
Total of Hides and Skins, raw . . . . . tons	203	92	78	215	78	..	..	..	..	..
.. . . . . no.	165,285	116,277	122,318	174,177	70,969	24,350	9,036	10,421	43,911	9,697

NOTE.—The sterling figs have been converted at the rate of £10=£1 for 1919-20 and 1920-21, and £15=£1 in earlier years.

No. 12—continued  
IMPORTS—continued

PRINCIPAL AND OTHER ARTICLES	QUANTITY					VALUE				
	1916-17	1917-18	1918-19	1919-20	1920-21	1916-17	1917-18	1918-19	1919-20	1920-21
<b>SIND—continued</b>						£	£	£	£	£
<b>KARACHI—continued</b>										
Instruments, Apparatus, and Appliances, and parts thereof—										
Electrical, including telegraph and telephone, apparatus not being Machinery—										
Electric fans and parts thereof value						8,842	6,557	1,595	2,311	16,008
Electric lamps and parts thereof						5,717	1,890	5,159	—	—
Electric Glow lamps (a)						—	—	—	324	8,738
Electric lamps, other sorts (a)						—	—	—	2,025	125
Electric wires and cables						2,110	1,900	967	—	—
Rubber insulated (a)						—	—	—	1,380	2,079
Insulation, other than rubber (a)						—	—	—	2,967	2,242
Bare copper wire (a)						—	—	—	942	1,061
Telegraph and Telephone wires and cables						—	—	—	—	5,275
Electric lighting accessories & fittings (including switches)						—	—	—	—	5,665
Meters (a)						—	—	—	612	4,111
Batteries (a)						—	—	—	2,057	2,048
Switch gear (a)						—	—	—	2,215	—
Interior fitting (a)						—	—	—	512	—
Other sorts						12,577	4,147	2,676	2,365	61,665
<b>Total value of Electrical Instruments, etc.</b>						<b>31,255</b>	<b>12,494</b>	<b>11,807</b>	<b>20,612</b>	<b>109,611</b>
<b>Musical—</b>										
Pianos and piano players, complete no.	31	18	5	27	29	1,277	600	262	628	4,726
Talking machines and accessories value	—	—	—	—	—	212	192	2,222	1,912	6,907
Other sorts, including parts of Musical instruments	—	—	—	—	—	1,000	842	270	1,051	14,269
<b>Total value of Musical Instruments</b>						<b>2,489</b>	<b>1,634</b>	<b>2,754</b>	<b>3,591</b>	<b>25,911</b>
<b>Optical value</b>										
Photographic	—	—	—	—	—	812	495	80	720	6,545
Scientific and philosophical	—	—	—	—	—	1,791	791	249	1,422	2,927
Surgical	—	—	—	—	—	2,207	2,068	991	5,908	19,779
Other kinds	—	—	—	—	—	2,246	4,221	4,075	2,215	20,609
<b>Total value of Instruments, Apparatus, etc.</b>						<b>51,107</b>	<b>22,522</b>	<b>20,256</b>	<b>48,662</b>	<b>199,579</b>
<b>Ivory—</b>										
Unmanufactured lbs	—	122	22	20	2,221	—	72	62	8	7,422
Manufactured value	—	—	—	—	—	16	41	—	4	27
<b>Total value of Ivory</b>						<b>16</b>	<b>113</b>	<b>62</b>	<b>12</b>	<b>7,449</b>
<b>Jewellery (excluding imitation jewellery and precious stones and pearls, uncut), also Plate of Gold and Silver—</b>										
Jewellery value	—	—	—	—	—	222	75	4	79	262
Plate of gold and silver	—	—	—	—	—	977	566	262	2,022	7,277
<b>Total value of Jewellery, etc.</b>						<b>1,200</b>	<b>642</b>	<b>266</b>	<b>2,117</b>	<b>7,299</b>

NOTE.—The sterling figures have been converted at the rate of £10=£1 for 1919-20 and 1920-21, and £15=£1 for earlier years  
(a) Separately recorded from 1919-20,



TRADE AT CHIEF PORT  
KARACHI

( 114 )

No. 12—continued  
IMPORTS—continued

PRINCIPAL AND OTHER ARTICLES	QUANTITY					VALUE				
	1916-17	1917-18	1918-19	1919-20	1920-21	£	£	£	£	£
<b>HIND—continued</b>										
<b>KARACHI—continued</b>										
<b>Leather—</b>										
Unwrought . . . . . cwts	71	33	20	33	107	1,056	1,369	946	2,698	3,160
Manufactures (excluding boots and shoes and belting for machinery)—										
Bags and trunks . . . . . value	—	—	—	—	—	1,116	1,027	1,077	2,687	17,174
Saddlery and harness . . . . . "	—	—	—	—	—	1,420	707	1,488	1,607	9,142
Other sorts . . . . . "	—	—	—	—	—	1,987	1,866	2,104	7,919	9,214
Total Value of Leather manufactures . . . . .	—	—	—	—	—	4,523	3,600	4,669	12,213	35,530
Other kinds of Leather . . . . . value	—	—	—	—	—	30	176	45	105	7,647
Total value of Leather . . . . .	—	—	—	—	—	6,219	5,145	5,660	15,016	51,337
<b>Liquors, including methylated and perfumed spirits—</b>										
<b>Ale, beer and porter gals.</b>										
<b>Ale and Beer</b>										
In bottle . . . . . "	51,578	121,909	55,164	127,331	239,417	15,282	26,891	18,592	57,760	94,823
In bulk . . . . . "	243,458	50,222	760	138,690	247,229	24,061	6,066	110	33,109	59,630
Total of Ale and Beer . . . . .	325,036	172,131	55,924	266,021	486,646	39,343	32,957	18,692	90,869	154,453
<b>Stout and Porter—</b>										
In bottle . . . . . "	7,785	7,362	9,973	12,494	26,657	1,841	2,451	4,267	7,321	15,971
In bulk . . . . . "	1,848	..	..	..	256	182	..	..	..	62
Total of Stout and Porter . . . . .	9,633	7,362	9,973	12,494	26,913	2,023	2,451	4,267	7,321	16,033
Total of Ale, beer and porter . . . . .	334,669	179,493	65,906	278,515	513,559	41,366	35,408	22,959	98,190	170,491
Cider and other fermented liquors . . . . .	2,283	1,526	880	2,210	2,823	737	614	409	1,692	2,085
<b>Spirit—</b>										
Brandy										
{ Liquid . . . . . "	30,793	29,775	26,873	24,970	55,030	22,203	36,145	44,654	59,837	115,368
{ Proof . . . . . "	25,116	24,130	21,175	19,997	44,134					
Gin										
{ Liquid . . . . . "	9,296	6,365	5,253	7,320	16,206	4,348	5,416	7,975	14,161	24,083
{ Proof . . . . . "	7,027	4,662	4,252	5,543	12,079					
Liqueurs . . . . .										
{ Liquid . . . . . "	1,800	1,525	1,346	1,719	5,735	1,586	2,210	2,292	5,249	15,378
Rum										
{ Liquid . . . . . "	1,054	1,046	104	1,911	2,112	559	699	125	2,581	3,967
{ Proof . . . . . "	678	943	31	1,894	1,637					
Whisky										
{ Liquid . . . . . "	104,303	102,223	70,679	74,345	117,717	74,286	106,542	114,700	160,576	245,544
{ Proof . . . . . "	83,196	84,034	56,799	59,203	63,378					
Spirit, present in drugs, medicinal, or chemicals . . . . .										
{ Liquid . . . . . "	3,267	4,356	5,872	7,646	9,239	3,934	6,778	9,899	13,037	26,143
{ Proof . . . . . "	5,780	..	..	..	..					
Spirit, perfumed Liquid . . . . .	347	1,041	1,006	1,417	2,823	2,451	4,964	4,595	11,566	23,086
Other sorts of spirit . . . . .	3,710	3,192	3,618	4,518	7,597	3,058	8,508	10,560	17,942	33,809
Total of Spirit . . . . .	159,670	149,537	114,250	124,252	217,049	122,027	172,632	194,790	239,949	487,833

NOTE.—The sterling figures have been converted at the rate of R10=£1 for 1919-20 and 1920-21, and R15=£1 for earlier years.

No. 12—continued  
IMPORTS—continued

PRINCIPAL AND OTHER ARTICLES	QUANTITY					VALUE				
	1916-17	1917-18	1918-19	1919-20	1920-21	1916-17	1917-18	1918-19	1919-20	1920-21
<b>IND—continued</b>						£	£	£	£	£
<b>KARACHI—continued</b>										
Liquors including methylated and perfumed spirits— continued										
Wines—										
Champagne and other sparkling wines . gals.	1,783	1,800	1,104	3,082	6,580	3,848	4,482	2,735	15,287	23,086
Port . . . . . "	13,396	11,572	8,482	12,492	15,268	8,734	8,921	8,028	20,898	25,390
Still red wines, other than port . . . . . "	4,118	2,725	1,899	4,230	6,826	2,069	2,034	1,834	5,849	11,032
Sherry, madeira, and marsala . . . . . "	4,302	3,701	3,175	5,662	6,900	2,691	2,940	3,098	7,322	12,441
Still white wines . . . . . "	1,089	663	437	1,166	1,805	411	451	302	1,749	2,536
Other sorts of wines . . . . . "	15,721	9,044	7,081	8,987	15,897	8,176	8,602	7,816	11,497	18,851
Total of Wines . . . . . "	40,257	29,805	22,179	35,489	53,274	23,917	24,391	23,948	62,512	104,386
Total of Liquors . . . . . "	536,976	359,851	293,215	440,566	736,740	200,047	233,095	242,115	452,843	764,298
Machinery and Millwork—										
Prime-movers (other than Electrical)—										
Locomotives (excluding those for railways) . value.	—	—	—	—	—	875	300	..	6,414	..
Oil Engines . . . . . "	—	—	—	—	—	—	—	—	—	5,029
Steam Engines . . . . . "	—	—	—	—	—	—	—	—	—	2,074
Others . . . . . "	—	—	—	—	—	10,921	12,168	8,391	28,610	..
Other than Locomotives—										
Oil Engines . . . . . "	—	—	—	—	—	—	—	—	—	116,883
Steam Engines . . . . . "	—	—	—	—	—	—	—	—	—	20,798
Others . . . . . "	—	—	—	—	—	—	—	—	—	3,634
Total value of Prime-Movers . . . . . "	—	—	—	—	—	11,796	12,467	8,391	35,104	140,012
Electrical machinery of all kinds, not including instruments, apparatus, appliances and parts thereof—										
Control and Switchgear value	—	—	—	—	—	..	..	..	..	11,744
Generators, alternators, and dynamos . . . . . "	—	—	—	—	—	1,463	1,139	..	2,152	10,321
Motors . . . . . "	—	—	—	—	—	1,758	1,876	312	3,223	12,215
Transformers . . . . . "	—	—	—	—	—	..	..	..	114	4,086
Other kinds . . . . . "	—	—	—	—	—	2,572	2,584	6	1,987	4,012
Total of Electrical machinery . . . . . "	—	—	—	—	—	5,787	5,099	312	7,566	42,478
Machinery, not being Prime-movers, or Electrical Machinery—										
Aerated water making machinery . value	—	—	—	—	—	101	163	80	218	3,789
Agricultural Machinery . . . . . "	—	—	—	—	—	520	7	..	1,120	18,455
Bollers . . . . . "	—	—	—	—	—	3,778	1,463	984	12,007	67,483
Metal-working machinery (including Machine tools) . . . . . "	—	—	—	—	—	404	231	2,143	7,241	66,167
Oil-crushing and refining machinery . . . . . "	—	—	—	—	—	10	..	..	856	16,745
Refrigerating machinery . . . . . "	—	—	—	—	—	4,761	2,307	192	1,619	58,950
Rice and flour mill Machinery . . . . . "	—	—	—	—	—	2,644	2,664	1,034	2,771	86,470
Saw-mill and wood working machinery . . . . . "	—	—	—	—	—	273	954	236	1,846	24,000
Sewing and knitting machines and parts thereof—										
Sewing and knitting machines . . . . . no.	16,265	18,298	16,222	23,443	26,287	79,447	92,923	60,736	136,235	187,043
Parts of Sewing and knitting machines and accessories . value	—	—	—	—	—	2,196	2,085	2,302	26,638	14,490
Total value of Sewing and knitting machines and parts thereof . . . . . "	—	—	—	—	—	81,643	94,968	53,038	167,071	201,533

NOTE.—The sterling figures have been converted at the rate of £10—₹1 for 1919-20 and 1920-21, and £15—₹1 for earlier years

TRADE AT CHIEF PORT  
KARACHI

( 116 )

No. 12—continued.  
IMPORTS—continued.

PRINCIPAL AND OTHER ARTICLES	QUANTITY					VALUE				
	1916-17	1917-18	1918-19	1919-20	1920-21	1916-17	1917-18	1918-19	1919-20	1920-21
<b>BIND—continued</b>										
<b>KARACHI—continued</b>										
Machinery and Millwork— continued										
Machinery not being prime- movers—continued										
Textile machinery—										
Cotton . . . . . value	—	—	—	—	—	915	425	151	2,277	12,614
Other sorts . . . . .	—	—	—	—	—	4,381	3,418	11,705	17,794	31,906
<b>Total value of Textile machinery . . . . .</b>	—	—	—	—	—	5,296	3,843	11,856	20,071	44,510
<b>Typewriters—</b>										
Typewriters . . . . . no.	358	555	106	551	1,262	4,271	7,619	693	7,631	30,701
Parts of Typewriters . value	—	—	—	—	—	43	102	223	850	428
<b>Total value of Type- writers . . . . .</b>	—	—	—	—	—	4,314	7,721	856	8,481	31,129
<b>Other sorts of Machinery (excluding printing machinery) . . . . . value</b>	—	—	—	—	—	9,454	9,856	7,123	57,115	141,908
<b>Total value of Machinery, not being Prime- movers, etc. . . . .</b>	—	—	—	—	—	112,814	123,060	77,231	297,480	833,722
<b>Total value of Machinery and Millwork . . . . .</b>	—	—	—	—	—	130,307	140,628	85,940	340,142	982,734
<b>Matches—</b>										
Safety . . . . . { gross of boxes	125,300	463,005	19,751	504,375	1,257,515	9,791	58,450	2,304	79,729	171,093
Other sorts . . . . .	391,480	186,005	13,680	154,850	278,627	31,879	30,565	2,408	23,051	39,844
<b>Total of Matches . . . . .</b>	516,780	650,411	33,431	659,225	1,536,142	41,670	89,015	4,712	102,780	210,942
<b>Metals and Ores—</b>										
<b>Aluminium —</b>										
Unwrought . . . . . cwt	..	..	..	..	100	..	..	..	..	1,065
Wrought—										
Circles (a) . . . . .	—	—	—	—	344	—	—	—	—	8,058
Sheets (a) . . . . .	—	—	—	—	314	—	—	—	—	3,247
Other manufactures . . . . .	—	—	—	—	13	—	—	—	—	635
<b>Total of Aluminium, wrought . . . . .</b>	—	—	—	—	571	—	—	—	—	11,940
<b>Total of Aluminium . . . . .</b>	—	—	—	—	671	—	—	—	—	13,005
<b>Brass, bronze, and similar alloys and manufactures thereof—</b>										
Unwrought . . . . .	..	76	56	10	1,753	..	711	437	76	7,384
Wrought . . . . .	55	117	353	..	..	404	691	2,172	..	..
Yellow metal for sheathing . . . . .	..	..	..	2,534	20,447	..	..	..	23,721	176,379
Other sorts . . . . .	..	..	..	183	966	..	..	..	2,031	13,326
<b>Total of Brass Bronze, etc. . . . .</b>	55	192	309	2,727	23,165	404	1,402	2,609	25,826	197,589
<b>Copper—</b>										
Old, for re-manufacture . . . . .	13	16	24	3	263	53	68	130	21	1,467
Unwrought—										
Tiles, ingots, cakes, bricks and slabs . . . . .	..	..	..	5,303	502	..	..	..	35,018	2,990
Other sorts . . . . .	132	63	16	..	..	786	474	123	3	..
<b>Total of Copper, unwrought . . . . .</b>	132	63	16	5,303	502	786	474	123	35,021	2,990

NOTE.—The sterling figures have been converted at the rate of R10 = £1 for 1919-20 and 1920-21, and R15 = £1 for earlier years  
(a) Separately recorded from 1920-21

No. 12—continued  
IMPORTS—continued

PRINCIPAL AND OTHER ARTICLES	QUANTITY					VALUE				
	1916-17	1917-18	1918-19	1919-20	1920-21.	1916-17	1917-18	1918-19	1919-20	1920-21
<i>HIND—continued</i>						£	£	£	£	£
<i>KARACHI—continued</i>										
Metals and Ores— <i>continued</i>										
Copper— <i>continued</i>										
Wrought—										
Braziers and sheets cwts	19	5	108	1,725	15,417	108	42	868	17,435	181,436
Mixed or yellow metal for sheathing "	7	..	..	..	..	18	..	..	..	..
Wire, <i>excluding</i> wire of telegraph and telephone "	30	2	23	3	25	175	29	201	36	524
Other manufactures "	48	20	107	456	216	498	216	1,148	2,530	8,906
Total of Copper, wrought, "	104	27	233	2,184	15,658	797	287	2,217	20,001	185,916
Total of Copper "	248	106	283	7,490	16,428	1,636	829	2,475	55,048	140,278
Iron—										
Pig tons	10	..	..	50	160	92	..	..	831	2,876
Manufactures—										
Angle, Bolt and Rod "	57	63	18	..	..	1,406	2,312	1,047	17	16
Bars and channel "	359	239	126	18	53	7,433	7,007	4,007	509	2,444
Blow bowls "	..	..	..	..	..	..	..	2	..	..
Total of Iron manufactures	416	302	144	18	63	8,839	9,320	5,056	526	2,460
Total of Iron	426	302	144	68	213	8,930	9,320	5,056	1,057	5,326
Iron or Steel—										
Anchors and cables "	..	1	..	2	27	..	11	..	184	2,464
Beams, pillars, girders, and bridgework "	856	240	16	1,124	7,729	15,850	6,206	1,120	35,491	282,440
Bolts and nuts "	183	23	24	107	296	4,747	1,252	1,526	10,699	27,008
Fencing wire (a) "	..	..	..	60	118	..	..	..	2,898	7,583
Hoops and strips "	1,374	1,079	878	1,442	1,243	49,190	55,151	40,883	62,316	46,922
Nails, rivets, and washers "	1,638	392	575	477	1,238	45,918	26,531	25,985	35,090	84,143
Old, for re-manufacture "	165	138	58	48	127	1,839	1,528	619	300	1,585
Pipes and fittings, cast "	356	241	485	145	1,325	4,527	6,594	10,938	4,375	58,408
Rolls, chairs, and fish plates ( <i>excluding</i> those for railways) "	1	..	..	..	902	22	..	..	..	21,505
Screws "	85	10	208	45	325	4,578	751	19,815	6,879	39,987
Sheets and Plates—										
Galvanised "	570	220	77	..	..	15,621	11,918	6,858	..	..
Corrugated (a) "	..	..	..	975	1,487	..	..	..	49,523	79,843
Plain (a) "	..	..	..	805	1,128	..	..	..	42,057	56,082
Tinned "	3,198	1,495	2,550	4,834	6,219	78,565	52,888	98,980	223,411	496,742
Not galvanised or tinned "	1,657	376	124	3,045	7,053	41,033	17,745	9,752	157,269	235,001
Total of Sheets and Plates "	5,420	2,091	2,811	10,259	16,702	135,219	82,047	116,085	472,290	920,548
Tubes, pipes and fittings, wrought "	792	528	634	1,128	2,909	26,013	29,901	37,320	59,808	197,578
Wire "	532	497	316	244	183	15,781	24,589	10,909	10,474	7,223
Wire nails (a) "	..	..	..	557	602	..	..	..	22,787	31,079
Wire rope "	..	..	25	..	..	..	..	3,083	..	..
Galvanised (a) "	..	..	..	152	81	..	..	..	4,374	10,264
Black (a) "	..	..	..	18	15	..	..	..	1,492	2,274
Other manufactures of Iron or Steel "	169	40	11	408	1,044	7,309	2,074	1,421	25,219	84,908
Total of Iron or Steel "	11,515	5,281	6,096	16,228	24,824	211,208	284,219	277,664	754,881	1,821,899

NOTE.—The sterling figures have been converted at the rate of £10=₹1 for 1919-20 and 1920-21, and £15=₹1 for earlier years  
(a) Separately recorded from 1919-20

TRADE AT CHIEF PORT  
KARACHI

( 118 )

No. 12—continued  
IMPORTS—continued

PRINCIPAL AND OTHER ARTICLES	QUANTITY					VALUE				
	1916-17	1917-18	1918-19	1919-20	1920-21	1916-17	1917-18	1918-19	1919-20	1920-21
<b>IND—continued</b>						£	£	£	£	£
<b>KARACHI—continued</b>										
<b>Metals and Ores—continued</b>										
<b>Steel—</b>										
Angle and spring . . . tons	815	219	15	—	—	8,172	6,465	585	—	—
Angle (a) . . . "	—	—	—	462	2,598	—	—	—	16,892	92,468
Spring (a) . . . "	—	—	—	295	701	—	—	—	11,980	25,053
Bars and channel . . . "	1,414	674	545	—	—	84,210	31,853	25,243	—	—
Bars (a) . . . "	—	—	—	5,525	14,850	—	—	—	217,743	508,870
Channels (a) . . . "	—	—	—	335	981	—	—	—	18,032	25,284
Cast . . . "	2	..	2	37	—	86	19	96	1,740	—
<b>Tool Steel—</b>										
High Speed (b) . . . "	—	—	—	—	41	—	—	—	—	5,257
Carbon (b) . . . "	—	—	—	—	58	—	—	—	—	3,021
Cast Steel bars (b) . . . "	—	—	—	—	48	—	—	—	—	2,375
Other Cast Steel (b) . . . "	—	—	—	—	8	—	—	—	—	781
<b>Total of Steel Cast . . . "</b>	<b>2</b>	<b>..</b>	<b>2</b>	<b>37</b>	<b>150</b>	<b>86</b>	<b>10</b>	<b>96</b>	<b>1,740</b>	<b>11,434</b>
<b>Total of Steel . . . "</b>	<b>1,731</b>	<b>898</b>	<b>562</b>	<b>6,654</b>	<b>18,925</b>	<b>42,468</b>	<b>27,827</b>	<b>25,874</b>	<b>260,787</b>	<b>658,109</b>
<b>Lead—</b>										
<b>Unwrought—</b>										
Ore . . . tons	86	..	..	68	815	2,796	4	..	6,083	20,875
Other sorts . . . cwts	801	61	..	120	482	491	182	..	219	1,846
<b>Wrought . . . "</b>	<b>970</b>	<b>852</b>	<b>182</b>	<b>1,404</b>	<b>1,527</b>	<b>2,188</b>	<b>1,011</b>	<b>794</b>	<b>5,427</b>	<b>5,779</b>
<b>Total of Lead . . . tons</b>	<b>160</b>	<b>21</b>	<b>19</b>	<b>139</b>	<b>415</b>	<b>5,485</b>	<b>1,147</b>	<b>794</b>	<b>11,729</b>	<b>28,000</b>
<b>Tin—</b>										
Unwrought (blocks, ingots, bars, and slabs) . . . cwts	358	111	205	251	386	3,401	1,000	3,382	4,615	6,612
Wrought, including plates or sheets, not being tinned iron . . . "	29	20	..	1	56	551	826	..	35	476
<b>Total of Tin . . . "</b>	<b>398</b>	<b>131</b>	<b>205</b>	<b>252</b>	<b>442</b>	<b>3,952</b>	<b>1,826</b>	<b>3,382</b>	<b>4,650</b>	<b>7,088</b>
<b>Zinc or spelter—</b>										
Unwrought . . . "	59	25	10	617	..	288	188	57	1,713	..
Wrought or manufactured . . . "	263	146	38	279	701	1,645	1,787	173	1,645	6,155
Other sorts . . . "	109	135	229	51	25	140	240	1,062	155	42
<b>Total of Zinc or Spelter . . . "</b>	<b>411</b>	<b>306</b>	<b>275</b>	<b>947</b>	<b>726</b>	<b>2,023</b>	<b>2,115</b>	<b>1,292</b>	<b>3,513</b>	<b>6,197</b>
<b>Metals, unenumerated . . . "</b>	<b>299</b>	<b>189</b>	<b>24</b>	<b>325</b>	<b>186</b>	<b>2,172</b>	<b>988</b>	<b>124</b>	<b>4,423</b>	<b>2,079</b>
<b>Ores . . . tons</b>	<b>..</b>	<b>..</b>	<b>..</b>	<b>..</b>	<b>13</b>	<b>..</b>	<b>..</b>	<b>..</b>	<b>..</b>	<b>828</b>
<b>Total of Metals (excluding ores) . . . "</b>	<b>19,811</b>	<b>6,542</b>	<b>6,866</b>	<b>23,604</b>	<b>56,147</b>	<b>375,423</b>	<b>279,929</b>	<b>319,270</b>	<b>1,115,833</b>	<b>2,858,790</b>
<b>Total of Ores . . . "</b>	<b>86</b>	<b>..</b>	<b>..</b>	<b>68</b>	<b>329</b>	<b>2,796</b>	<b>4</b>	<b>..</b>	<b>6,083</b>	<b>21,703</b>
<b>Total of Metals and Ores . . . "</b>	<b>19,897</b>	<b>6,542</b>	<b>6,866</b>	<b>23,672</b>	<b>56,476</b>	<b>378,219</b>	<b>279,933</b>	<b>319,270</b>	<b>1,121,916</b>	<b>2,880,493</b>
<b>Motor Cars and Motor Cycles, Motor wagons and parts thereof—</b>										
Motor cars . . . no.	163	16	1	608	1,120	31,929	3,782	144	162,792	566,927
" cycles . . . "	126	24	1	252	600	5,814	1,206	20	18,283	86,245
" wagons . . . "	..	..	..	48	198	..	..	..	27,148	167,683
Parts of Motor Cars and Motor Cycles, Motor wagons and accessories . . . value	—	—	—	—	—	12,554	6,482	7,850	29,471	159,314
<b>Total value of Motor Cars and Motor Cycles, etc. . . "</b>	<b>—</b>	<b>—</b>	<b>—</b>	<b>—</b>	<b>—</b>	<b>49,997</b>	<b>11,470</b>	<b>8,014</b>	<b>247,694</b>	<b>9,80,169</b>

Note.—The sterling figures have been converted at the rate of R10=£1 for 1916-20 and 1920-21, and R15=£1 for earlier years.  
(a) Separately recorded from 1919-20  
(b) " " " " 1920-21

No. 12—continued  
IMPORTS—continued

PRINCIPAL AND OTHER ARTICLES	QUANTITY					VALUE				
	1916-17	1917-18	1918-19	1919-20	1920-21	1916-17	1917-18	1918-19	1919-20	1920-21
<b>SIND—continued</b>						£	£	£	£	£
<b>KARACHI—continued</b>										
<b>Oils—</b>										
<b>Mineral—</b>										
Fuel Oils . . . . . gals.	1,007,161	566,902	1,231,768	2,521,667	3,032,665	10,007	5,632	12,270	40,882	94,072
Kerosene in bulk . . . . . "	5,868,887	4,604,178	1,833,224	10,782,778	9,058,167	229,690	149,672	21,219	752,401	602,242
" in tins . . . . . "	709,784	778,868	871,075	1,438,617	1,282,159	32,409	49,033	49,306	165,149	145,708
<b>Total of Oils, Kerosene . . . . . "</b>	<b>6,578,071</b>	<b>5,382,043</b>	<b>2,704,309</b>	<b>12,221,395</b>	<b>9,447,326</b>	<b>262,359</b>	<b>198,605</b>	<b>120,625</b>	<b>917,550</b>	<b>811,085</b>
Lubricating Oils . . . . . "	654,221	374,208	420,321	609,801	1,114,980	55,761	25,437	54,555	110,112	124,126
Other kinds of mineral oils . . . . . "	5,313	2,653	10,357	6,391	9,377	782	513	1,776	1,502	4,151
<b>Total of Mineral Oils . . . . . "</b>	<b>8,240,366</b>	<b>6,226,866</b>	<b>4,417,155</b>	<b>15,358,754</b>	<b>13,204,348</b>	<b>322,909</b>	<b>229,237</b>	<b>202,126</b>	<b>1,070,047</b>	<b>1,009,264</b>
<b>Vegetable, non-Essential—</b>										
Castor . . . . . "	..	..	..	12	..	..	..	..	4	..
Linseed . . . . . "	9,215	14,944	..	19,281	70,622	1,862	5,465	..	9,200	25,128
Other kinds . . . . . "	1,266	1,562	6,829	1,114	174	86	209	1,203	199	119
<b>Total of Oils, Vegetable, non-essential . . . . . "</b>	<b>10,681</b>	<b>16,508</b>	<b>6,829</b>	<b>20,407</b>	<b>70,796</b>	<b>1,948</b>	<b>5,674</b>	<b>1,203</b>	<b>9,598</b>	<b>25,212</b>
All other sorts of Oils . . . . . "	632	590	533	762	1,404	1,461	735	1,277	2,220	5,206
<b>Total of Oils . . . . . "</b>	<b>8,251,579</b>	<b>6,243,962</b>	<b>4,424,517</b>	<b>15,379,923</b>	<b>13,275,548</b>	<b>324,318</b>	<b>235,646</b>	<b>204,006</b>	<b>1,081,970</b>	<b>1,134,002</b>
Oil, cloth and flour cloth Sq. yds.	57,213	36,892	22,768	22,284	98,030	52,513	38,221	4,122	48,456	20,215
Paints, and Painters' materials—										
<b>Paints and Colours—</b>										
White and Red Lead . . . . . cwts	1,061	239	1,489	—	—	2,638	444	5,417	—	—
Red Lead (a)—										
Genuine, dry . . . . . "	—	—	—	—	1,823	—	—	—	—	6,876
Reduced " . . . . . "	—	—	—	923	70	—	—	—	3,001	181
White Lead (a)—										
Genuine, dry . . . . . "	—	—	—	47	99	—	—	—	224	329
Genuine, moist . . . . . "	—	—	—	376	455	—	—	—	3,214	2,219
Reduced " . . . . . "	—	—	—	—	48	—	—	—	—	227
Zinc White (a)—										
Genuine, dry . . . . . "	—	—	—	60	165	—	—	—	216	926
Genuine, moist . . . . . "	—	—	—	1,592	994	—	—	—	7,266	6,878
Reduced " . . . . . "	—	—	—	2,047	6,208	—	—	—	12,245	29,061
Blue Paint or Paris blue (a) . . . . . "	—	—	—	299	298	—	—	—	2,068	5,477
Other sorts . . . . . "	9,669	11,456	6,993	7,978	17,461	26,464	22,338	24,618	29,949	78,422
<b>Total of Paints and Colours . . . . . "</b>	<b>10,730</b>	<b>11,695</b>	<b>8,482</b>	<b>14,720</b>	<b>29,619</b>	<b>29,150</b>	<b>22,722</b>	<b>20,020</b>	<b>59,202</b>	<b>122,606</b>
<b>Painters' materials (other than paints and colours)—</b>										
Turpentine . . . . . cwts	501	63	246	—	—	1,188	239	1,185	—	—
Genuine Turpentine (a) . . . . . "	—	—	—	402	1,031	—	—	—	2,241	7,527
Turpentine substitute (a) . . . . . "	—	—	—	62	108	—	—	—	209	470
Varnish (a) . . . . . "	—	—	—	3,172	4,182	—	—	—	24,098	40,076
Other kinds . . . . . value	—	—	—	—	—	11,146	8,421	1,060	2,471	2,607
<b>Total value of Painters' materials . . . . . "</b>	<b>—</b>	<b>—</b>	<b>—</b>	<b>—</b>	<b>—</b>	<b>12,229</b>	<b>8,670</b>	<b>2,245</b>	<b>22,219</b>	<b>51,680</b>
<b>Total value of Paints and Painters' materials . . . . . "</b>	<b>—</b>	<b>—</b>	<b>—</b>	<b>—</b>	<b>—</b>	<b>41,479</b>	<b>41,452</b>	<b>22,275</b>	<b>80,612</b>	<b>175,286</b>

NOTE.—The sterling figures have been converted at the rate of R10=£1 for 1919-20 and 1920-21, and R15=£1 for earlier years  
(a) Separately recorded from 1919-20

TRADE AT CHIEF PORT  
KARACHI

( 120 )

No. 12—continued  
IMPORTS—continued

PRINCIPAL AND OTHER ARTICLES	QUANTITY					VALUE				
	1916-17	1917-18	1918-19	1919-20	1920-21	1916-17	1917-18	1918-19	1919-20	1920-21
						£	£	£	£	£
<b>KIND—continued</b>										
<b>KARACHI—continued</b>										
Paper and Pasteboard—										
Paper—										
Packing paper . . . cwt	487	90	636	1,269	1,720	822	345	1,500	2,624	8,254
Printing paper . . . "	9,748	6,068	1,881	8,663	24,877	19,508	18,078	6,441	36,782	144,215
Writing paper and envelopes (b) . . . "	—	—	—	—	21,068	16,648	15,946	14,060	28,552	175,842
Other kinds of paper . . . "	8,828	796	957	23,938	62,424	12,321	4,744	5,225	54,157	102,754
Paper manufactures (b) . . . "	—	—	—	—	739	..	..	1,085	4,048	8,803
Total of Paper . . . "	—	—	—	—	110,888	49,297	39,118	29,070	126,118	439,808
Pasteboard, Millboard, and Cardboard of all kinds. cwt	682	678	1,458	536	3,611	683	1,286	2,859	1,141	8,191
Total value of Paper and Pasteboard . . . "	—	—	—	—	—	49,980	40,499	30,429	127,254	448,059
Pitch Tar and Dammer—										
Coal Tar and Pitch . . . cwt	11,104	2,112	327	1,423	8,522	3,436	736	144	925	7,579
Others . . . "	..	..	..	199	28	..	..	..	81	51
TOTAL PITCH AND TAR . . . "	11,104	2,112	327	1,622	8,550	3,436	736	144	1,006	7,630
Polishes—										
Polishes and Compositions for application to leather . . . value	—	—	—	—	—	9,104	11,689	9,851	34,741	69,513
Polishes and Compositions for application to metals, etc. . . "	—	—	—	—	—	2,454	2,931	2,802	5,042	8,243
Wood Polish . . . "	—	—	—	—	—	..	..	..	..	2,069
Total value of Polishes . . . "	—	—	—	—	—	11,558	14,620	12,153	39,783	79,825
Precious stones and pearls, uncut . . . value	—	—	—	—	—	3,433	11,067	667	2,400	1,425
Printing and Lithographing machinery and materials (excluding Paper)—										
Printing and lithographing press . . . value	—	—	—	—	—	180	58	54	1,214	22,554
Printing type . . . cwt	114	129	147	169	201	1,295	1,527	1,146	1,917	3,324
Printers' and lithographers' value ink (a) . . . "	—	—	—	—	..	—	—	—	3,958	11,272
Other materials . . . "	—	—	—	—	..	1,011	1,620	1,985	1,980	6,387
Total value of Printing and Lithographing Machinery, etc. . . "	—	—	—	—	..	3,486	3,205	3,187	9,069	55,487
Provisions and Oilman's stores—										
Bacon and hams . . . cwt	1,284	273	101	791	482	8,862	2,395	1,170	10,985	9,398
Biscuits and cakes . . . "	12,811	511	45	4,173	3,322	62,530	3,282	431	36,837	44,608
Cheese (including canned) . . . "	1,223	583	289	1,800	1,476	10,335	6,050	4,070	18,986	25,753
Cocoa and chocolate . . . "	950	375	157	990	729	7,370	1,975	1,272	13,702	15,281
Farinaceous and patent foods . . . "	5,879	4,666	967	10,906	4,092	18,008	17,224	6,784	42,096	25,183
Ghi . . . "	1,191	331	29	329	247	5,316	1,543	178	4,994	2,049
Jams and jellies . . . "	1,723	693	91	231	943	6,495	2,549	466	1,667	10,056
Milk, condensed and preserved . . . "	3,688	1,373	133	9,425	2,994	11,259	7,113	1,444	9,890	20,991
Pickles, chutnies, sauces, and condiments . . . "	1,468	1,313	1,183	1,660	1,434	9,332	10,168	11,002	15,761	19,612
Other sorts of Provisions—Canned and bottled Provisions (not specified elsewhere) . . . "	13,713	6,682	3,438	—	—	59,442	30,507	22,399	—	—
Canned or Bottled Fruits . . . "	—	—	—	—	11,051	—	—	—	—	9,968
Tinned or canned fish (a) . . . "	—	—	—	4,581	3,004	—	—	—	31,312	26,049
Others (a) . . . "	—	—	—	9,586	6,854	—	—	—	64,154	68,690
Others . . . value	—	—	—	—	—	5,859	4,596	3,475	9,501	9,450
Total value of Provisions and Oilman's stores . . . "	—	—	—	—	—	204,308	87,402	52,091	259,886	231,392
Railway Plant and Rolling-Stock—										
Carriages and wagons and parts thereof . . . value	—	—	—	—	—	11,240	2,412	7,762	47,024	111,811
Locomotive engines and tenders and parts thereof . . . "	—	—	—	—	—	5,470	1,271	5,550	23,162	49,348
Materials for construction—										
Rails, chairs, and fish plates of Steel or Iron. cwt	..	..	242	22,593	5,003	..	..	836	25,661	134,349
Other kinds of materials . . . "	1	..	236	964	1,657	2	..	613	1,870	63,945
Total of Materials for construction . . . "	1	..	478	23,557	6,660	2	..	1,499	27,531	198,294
Total value of Railway Plant and Rolling-stock . . . "	—	—	—	—	—	16,712	3,683	14,811	97,717	403,453

NOTE.—The sterling figures have been converted at the rate of R10=£1 for 1919-20 and 1920-21, and R15=£1 for earlier years.  
(a) Separately recorded from 1919-20  
(b) Quantity shown from 1920-21

No. 12—continued  
IMPORTS—continued

PRINCIPAL AND OTHER ARTICLES	QUANTITY					VALUE				
	1916-17	1917-18	1918-19	1919-20	1920-21	1916-17	1917-18	1918-19	1919-20	1920-21
<b>IND—continued</b>						£	£	£	£	£
<b>KARACHI—continued</b>										
<b>Rubber—</b>										
Raw . . . . . cwts	1	..	..	..	..	2	..	..	..	3
<b>Manufactures—</b>										
Tyres for motor cars . No.	178	234	68	417	2,075	98	268	59	2,445	17,611
Tubes for motor tyres ..	..	..	..	..	3,026	..	..	..	..	2,785
Other manufactures, value	..	..	..	..	..	2,035	6,522	11,960	15,228	46,639
<b>Total value of Rubber</b>	..	..	..	..	..	2,035	6,791	12,019	17,673	68,237
<b>Seeds—</b>										
<b>Oilseeds—</b>										
Essential . . . . . Tons	15	1	14	15	5	875	63	586	606	291
Non-essential—										
Copra or Coconut kernel ..	142	72	59	176	104	2,109	1,791	1,974	2,769	5,385
Cotton . . . . . "	..	..	..	..	..	..	..	..	2,104	..
Others . . . . . "	..	..	3	2	20	6	..	41	71	2,827
Other than oilseeds . . . "	8	4	4	7	26	424	238	268	1,169	1,428
<b>Total of seeds</b> . . . . . "	166	88	80	258	215	4,474	2,142	2,719	12,809	9,651
<b>Ships, parts of (including launches and boats) . value</b>	..	..	..	..	..	1,734	1,660	2,626	2,227	11,190
<b>Soaps—</b>										
Household and laundry soap in bars or tablets cwts	21,572	28,855	22,023	15,996	22,648	34,358	55,918	56,900	51,422	96,455
Toilet soap . . . . . "	3,837	4,071	4,626	5,792	8,633	22,070	32,469	32,082	67,221	123,077
Other sorts . . . . . "	455	340	381	1,094	928	1,261	1,290	1,682	4,904	5,258
<b>Total of Soap</b> . . . . . "	25,914	33,266	28,036	22,882	32,215	58,289	91,075	90,554	123,617	224,800
<b>Stationery . . . . . value</b>	..	..	..	..	..	28,197	17,194	21,478	26,144	66,698
<b>Stone and Marble—</b>										
Stone and marble . . . . . Tons	1,205	647	186	11	19	23	670	4,119	781	1,008
Articles of Stone and marble . . . . . "	..	..	1	6	..	25	25	9	877	799
<b>Total of Stone and Marble</b> . . . . . "	1,205	647	186	11	19	118	705	4,128	808	1,207
<b>Sugar—</b>										
Sugar, 16 Dutch Standard and above . . . . . Tons	85,434	50,394	49,119	41,970	60,277	1,031,106	1,049,809	1,002,246	2,464,089	2,271,249
Molasses . . . . . "	3,998	..	..	..	..	11,009	..	..	..	..
Confectionery . . . . . "	299	47	17	263	269	29,472	5,429	2,924	42,798	69,472
Saccharin . . . . . lbs	56	..	..	2,901	6,477	115	5	..	2,128	2,755
<b>Total of Sugar</b> . . . . . Tons	89,726	50,441	49,136	42,234	60,549	1,071,708	1,055,237	1,004,670	2,610,188	2,249,653
<b>Tea—</b>										
Black . . . . . lbs	72,523	98,737	145,327	169,723	165,468	2,832	2,954	5,628	11,145	9,906
Green . . . . . "	51,840	249,701	212,844	79,813	162,491	2,274	11,869	10,396	6,627	18,225
<b>Total of Tea</b> . . . . . "	124,363	348,438	358,171	249,536	317,959	5,106	15,817	16,024	17,772	28,131
<b>Textiles—</b>										
<b>Cotton—</b>										
Raw . . . . . Tons	..	301	85	1,851	54	..	930	487	2,983	219
Waste . . . . . cwts	..	..	..	..	5	..	..	..	..	..
<b>Twist and yarn—</b>										
<b>Grey—</b>										
No. 1 to 30 . . . . . lbs	..	107	..	588	42,500	..	12	..	160	2,607
31 to 40 . . . . . "	59,010	40,208	..	20,000	196,800	404,109	4,089	..	3,850	62,642
41 and above . . . . . "	6,200	23,458	5,500	..	1,725	211	2,964	1,229	..	965
<b>Two-Folds (Doubles)</b> . . . . . "	..	..	..	..	11,000	..	..	..	..	2,440
<b>Orange, red, and other colours—</b>										
No. 1 to 25 . . . . . "	96	3,237	..	..	2,312	7	825	..	..	269
26 to 30 . . . . . "	174,628	74,915	51,658	76,999	199,219	12,269	7,619	10,741	17,248	49,006
31 to 40 . . . . . "	734,434	492,919	138,709	441,364	1,036,846	61,065	62,712	29,127	107,224	219,896
41 and above . . . . . "	251	18,497	5,850	2,500	1,300	22	2,277	922	453	459
<b>Two-Folds (Doubles)</b> . . . . . "	..	..	..	..	1,092	..	..	..	..	1,202
<b>Mercurised cotton yarn</b> . . . . . "	24,010	66,971	17,225	12,928	55,200	15,040	15,014	5,672	7,922	42,456
<b>Bleached (white)</b> . . . . . "	..	..	..	..	49,249	..	..	..	..	12,975
<b>Unspecified descriptions of Twist and Yarn</b> . . . . . "	46,435	61,814	12,967	74,978	122,198	2,746	7,766	2,692	17,244	48,550
<b>Total of Twist and Yarn</b> . . . . . "	1,114,024	732,771	293,717	625,260	1,724,588	97,769	102,299	20,246	154,901	567,525

NOTE.—The sterling figures have been converted at the rate of £10=₹1 for 1919-20 and 1920-21, and £15=₹1 for earlier years



TRADE AT CHIEF PORT  
KARACHI

( 122 )

No. 12—continued  
IMPORTS—continued

PRINCIPAL AND OTHER ARTICLES	QUANTITY					VALUE				
	1916-17	1917-18	1918-19	1919-20	1920-21	1916-17	1917-18	1918-19	1919-20	1920-21
<b>SIND—continued</b>										
<b>KARACHI—continued</b>										
<b>Textiles—continued</b>										
<b>Cotton—continued</b>										
<b>Manufactures—</b>										
Blankets lbs	112	643	—	—	122,803	4	68	—	—	18,918
Canvas yds.	165,338	29,480	14,321	24,121	51,950	6,697	2,398	1,729	2,203	6,363
Handkerchiefs and shawls in the piece no.	422,204	128,938	176,182	—	—	11,921	5,237	5,311	—	—
Handkerchiefs (a) "	—	—	—	138,005	1,687,582	—	—	—	5,482	70,088
Shawls (a) "	—	—	—	105,784	401,229	—	—	—	20,723	73,898
Hosiery value	—	—	—	—	—	5,180	3,255	2,877	—	38,907
<b>Piece-goods—</b>										
<b>Gray (unbleached)—</b>										
Dhotis, saris, and scarves yds.	382,197	147,880	1,37,905	—	—	4,621	3,328	54,002	—	—
Drills and jeans "	3,825,015	614,934	540,800	—	—	79,088	14,415	19,820	—	—
Jaconets, including madapolams, mulls, and cambries "	1,749,126	1,688,590	828,560	—	—	12,187	25,832	17,877	—	—
Longcloth and shirtings "	10,648,347	9,987,688	10,891,199	—	—	174,608	258,724	340,002	—	—
Sheetings "	—	67,500	16,200	—	—	—	1,769	450	—	—
T. Cloth and domestic "	87,920	790,982	164,091	—	—	442	20,890	4,594	—	—
Unspecified descriptions "	7,384	59,079	21,134	—	—	243	1,989	708	—	—
<b>Plain Gray (a)—</b>										
Drills and Jeans "	—	—	—	1,252,400	2,246,482	—	—	—	10,756	157,232
Jaconets, including madapolams, mulls, and cambries "	—	—	—	1,589,093	680,965	—	—	—	54,146	32,155
Longcloth and shirtings "	—	—	—	10,521,505	12,238,868	—	—	—	546,934	788,673
Sheetings "	—	—	—	52,200	98,786	—	—	—	2,878	5,864
T. Cloth and Domestic "	—	—	—	1,058,538	877,138	—	—	—	55,976	47,894
Unspecified descriptions "	—	—	—	36,509	4,766	—	—	—	2,211	730
<b>Total Plain Gray</b>	—	—	—	14,510,245	17,182,205	—	—	—	740,398	9,78,848
<b>Bordered Gray (a)—</b>										
Dhotis, saris and scarves yds.	—	—	—	1,936,547	3,42,408	—	—	—	91,568	10,467
<b>Total of Gray piece-goods</b>	16,508,830	18,806,583	14,199,189	16,466,792	17,524,618	271,932	321,530	447,357	831,958	993,208
<b>White (bleached)—</b>										
Checks, spots, and stripes "	2,427,330	2,710,508	741,778	2,804,213	6,049,069	185,590	62,343	23,494	147,902	535,844
Dhotis, saris, and scarves "	840,652	147,425	837,848	1,225,041	486,865	10,719	9,281	22,282	84,317	20,098
Drills and jeans "	226,156	119,117	27,954	77,433	332,678	5,668	2,962	1,461	8,007	27,527
Jaconets, madapolams, cambries, and muslins "	58,091,327	891,831	136,945	437,755	837,957	725,252	10,839	7,072	30,512	65,457
Lawns "	—	—	9,381	72,892	209,412	—	—	454	4,215	13,673
Longcloth and shirtings "	46,364,091	43,002,199	18,489,497	26,349,273	43,410,902	740,798	914,522	620,885	1,457,739	2,551,492
Mulls "	—	84,403,049	64,684,498	47,621,826	40,422,063	—	915,047	1,641,866	2,084,453	1,711,081
Nainsooks "	55,265,328	44,840,217	9,001,408	15,223,715	32,390,860	521,277	647,228	102,909	(406,048)	1,256,241
Sheetings "	17,164	15,030	7,773	5,637	19,317	851	1,140	651	—	—
Twills "	1,194,433	416,742	192,566	1,025,822	3,304,098	19,735	10,399	6,472	884	6,478
Unspecified descriptions "	4,020,834	1,499,831	1,060,625	2,061,897	3,575,735	73,521	37,714	35,115	152,687	232,686
<b>Total of White piece-goods</b>	174,447,368	148,364,949	79,910,173	97,066,473	133,090,886	2,243,611	2,612,391	2,462,561	4,645,503	6,422,667

NOTE.—The sterling figures have been converted at the rate of R10=£1 for 1919-20 and 1920-21, and R15=£1 for earlier years.  
(a) Separately recorded from 1919-20

No. 12—continued  
IMPORTS—continued

PRINCIPAL AND OTHER ARTICLES	QUANTITY					VALUE				
	1916-17	1917-18	1918-19	1919-20	1920-21	1916-17	1917-18	1918-19	1919-20	1920-21
<b>SIND—contd.</b>										
<b>KARACHI—contd.</b>										
<b>Textiles—contd.</b>										
<b>Cotton—contd.</b>										
<b>Manufactures—contd.</b>										
<b>Piece-goods—contd.</b>										
Coloured, printed, or dyed—										
<b>Cambrics, including Madapollams, muslins, mulls, and jaconets</b>	20,190,905	20,943,760	9,803,023	—	—	232,306	351,331	212,908	—	—
Checks, spots, and stripes	1,245,396	1,001,408	254,585	—	—	24,058	22,697	8,247	—	—
Dhatis (including Lungis)	44,145	8,689	13,310	—	—	1,208	225	472	—	—
Drills and jeans	6,748,809	12,500,532	10,235,195	—	—	182,843	402,377	353,533	—	—
Flannel and flannelettes	—	549,114	16,778	—	—	—	18,502	801	—	—
Prints and chintz	—	—	114,111	—	—	—	—	3,063	—	—
Saris and scarves	1,308,335	1,401,398	3,018,233	—	—	35,510	43,656	149,370	—	—
Shirtings	30,094,036	33,164,778	8,618,383	—	—	477,280	700,608	258,768	—	—
Twills	10,465,990	14,474,608	4,657,403	—	—	229,679	410,366	166,847	—	—
Unspecified descriptions	7,302,199	5,373,012	1,989,923	—	—	201,008	202,951	91,651	—	—
<b>Printed goods (a)—</b>										
Cambrics, including madapollams, muslins, mulls and jaconets	—	—	—	9,323,508	23,29,927	—	—	—	396,317	931,265
Checks spots and stripes	—	—	—	89,033	124,759	—	—	—	4,073	7,108
Drills and jeans	—	—	—	2,642,617	11,090,398	—	—	—	165,802	735,203
Flannel and flannelettes	—	—	—	—	57,610	—	—	—	—	4,680
Prints and chintz	—	—	—	—	2,257,935	—	—	—	—	138,867
Saris and scarves	—	—	—	1,093,378	3,980,951	—	—	—	72,740	379,670
Shirtings	—	—	—	3,025,400	31,563,859	—	—	—	422,196	1,748,067
Twills	—	—	—	2,323,953	8,524,180	—	—	—	155,713	619,733
Unspecified descriptions	—	—	—	199,843	320,645	—	—	—	12,752	34,717
<b>Total of Printed goods</b>	—	—	—	23,708,170	60,940,064	—	—	—	1,232,438	4,533,777
<b>Dyed goods (a)—</b>										
Cambrics, including madapollams, muslins, mulls and jaconets	—	—	—	2,373,110	5,227,876	—	—	—	123,713	807,640
Checks, spots and stripes	—	—	—	604,189	1,949,711	—	—	—	36,620	145,237
Drills and jeans	—	—	—	227,110	1,443,159	—	—	—	15,143	84,564
Flannel and flannelettes	—	—	—	—	541,695	—	—	—	—	51,784
Prints and chintz	—	—	—	93,497	55,311	—	—	—	15,970	3,310
Shirtings	—	—	—	1,130,612	4,770,678	—	—	—	63,636	235,069
Twills	—	—	—	3,261,968	14,032,625	—	—	—	181,950	1,352,130
Unspecified descriptions	—	—	—	3,044,362	9,423,012	—	—	—	284,444	1,000,943
<b>Total of Dyed goods</b>	—	—	—	9,790,057	33,443,867	—	—	—	713,466	3,190,331
<b>Woven coloured goods (a)—</b>										
Cambrics, including madapollams, muslins, mulls and jaconets	—	—	—	95,129	37,043	—	—	—	6,300	2,330
Checks, spots and stripes	—	—	—	62,235	330,246	—	—	—	3,900	29,981
Drills and jeans	—	—	—	—	23,405	—	—	—	—	2,081
Flannel and flannelettes	—	—	—	—	412,761	—	—	—	—	43,283
Shirtings	—	—	—	109,101	557,019	—	—	—	7,906	53,610
Twills	—	—	—	—	22,317	—	—	—	—	4,041
Lungis	—	—	—	—	30,063	—	—	—	—	4,004
Unspecified descriptions	—	—	—	949,608	3,136,501	—	—	—	63,023	237,896
<b>Total of Woven coloured</b>	—	—	—	1,216,073	4,649,653	—	—	—	81,129	473,776
<b>Total of coloured, printed, dyed and woven coloured Piece-goods</b>	77,440,712	89,517,379	38,831,550	34,714,300	1,24,933,584	1,391,868	2,159,298	1,245,304	2,027,080	8,197,884
<b>Ferts of all descriptions</b>	4,517,450	2,462,460	1,304,232	1,161,733	2,425,221	59,079	47,650	53,361	46,015	160,589
<b>Total of piece-goods</b>	273,299,359	251,551,350	145,645,194	149,399,347	277,074,305	2,996,480	5,139,594	4,298,968	759,534	74,014,938
<b>Rops</b>	12,463	4,070	6,179	10,443	20,759	368	490	1,373	2,073	4,907
<b>Thread, sewing</b>	172,279	161,653	85,094	75,314	175,861	33,779	41,230	25,052	35,291	100,547
<b>Other sorts of manufactures value</b>	—	—	—	—	—	1,360	1,365	1,434	1,233	13,206
<b>Total value of Cotton manufactures</b>	—	—	—	—	—	4,029,629	5,194,447	4,297,223	7,624,593	16,570,493
<b>Total value of Cotton</b>	—	—	—	—	—	4,124,398	5,293,746	4,298,311	7,782,432	16,928,966

NOTE.—The sterling figures have been converted at the rate of Rs 10 = £1 for 1919-20 and 1920-21, and Rs 15 = £1 for earlier years  
(a) Separately recorded from 1919-20

TRADE AT CHIEF PORT  
KARACHI

( 124 )

No. 12—continued  
IMPORTS—continued

PRINCIPAL AND OTHER ARTICLES	QUANTITY					VALUE				
	1916-17	1917-18	1918-19	1919-20	1920-21	1916-17	1917-18	1918-19	1919-20	1920-21
<b>SIND—continued</b>										
<b>KARACHI—continued</b>										
<b>Textiles—continued</b>										
<b>Flax—</b>										
Twist and yarn . . . lbs		14	1,500		1,657		3	341		289
<b>Manufactures—</b>										
Canvas . . . yds.	143,279	124,830	111,408	10,760	76,923	15,310	15,767	1,160	1,820	18,667
Piece-goods . . . "	19,084	3,851	2,357	3,761	5,647	1,007	273	265	461	1,477
Other sorts . . . value						2,433	1,920	2,740	6,954	16,026
Total value of Flax manufactures						18,650	17,960	4,165	9,235	36,170
Total value of Flax						18,650	17,963	4,506	9,235	36,450
<b>Haberdaenery and Millinery</b>										
Lace and Embroidery . . . value										171,514
Towels not in the piece . . . no.					59,626					10,354
Other sorts . . . value										178,465
Total value of Haberdashery and Millinery						31,019	25,130	32,856	45,916	860,333
<b>Jute—</b>										
Raw . . . tons								2		7
Twist and Yarn . . . lbs	1,134				913	30				63
<b>Manufactures—</b>										
Canvas . . . yds.	9,345	17,751	1,202	33	1,347	753	1,336	73		150
Other kinds . . . value						554	2,007	1,520	331	1,625
Total value of Jute						1,346	3,343	1,595	332	1,245
<b>Silk—</b>										
Raw . . . lbs	39				2	9				2
Waste . . . "					1					
Silk yarn, noils, and warps . . . "	3,770	1,250	1,550	2,560	24,523	2,056	729	1,984	1,985	12,552
<b>Manufactures—</b>										
Goods of silk mixed with other materials . . . yds.	37,351	23,694	17,994	3,774	21,500	3,596	2,557	2,403	827	11,104
Silk piece-goods . . . "	58,531	64,004	60,761	223,239	483,928	4,833	5,322	5,849	41,733	53,932
Silk Thread for Sewing . . . "					1,224					2,959
Other sorts . . . lbs	3,537	5,371	1,340	3,606	12,279	1,609	3,023	1,040	3,974	13,354
Total value of Silk manufactures						10,037	11,402	9,092	46,639	116,890
Total value of Silk						12,102	12,131	11,076	48,624	129,453
<b>Wool—</b>										
Raw . . . lbs	757,963	621,440	468,106	410,335	270,354	18,516	13,664	12,607	16,331	8,190
Wools and knitting wool . . . "	16,733	24,627	17,697	32,484	94,131	4,004	6,399	7,440	20,362	34,358
<b>Manufactures—</b>										
Blankets . . . "					20,262					61,650
Carpets and rugs . . . "	54,143	29,869	17,597	20,974	53,928	7,754	5,533	3,593	10,123	22,460
Hosiery . . . "	20,073	21,475	10,739	4,394	54,202	4,837	5,972	3,475	2,832	36,315
Piece goods . . . yds.	395,687	739,362	357,212	193,022	1,445,058	47,729	94,700	56,750	71,309	652,073
Shawls . . . no.	193	307	213	174	915	34	145	79	80	343
Other sorts . . . lbs	24,345	29,333	2,015	5,335	23,937	3,230	3,905	643	2,534	12,407
Total value of Woollen manufactures						63,634	110,319	64,645	86,934	729,769
Total value of Wool						84,154	130,332	84,592	123,627	822,317
<b>Artificial Silk—</b>										
Piece-Goods of Cotton and Artificial silk . . . yds.	185,026	19,731	24,094	1,349,133	1,768,377	9,737	1,990	2,346	127,037	254,510
Other Textiles . . . value						194	21	4	71	324
Total value of Textiles						4,233,650	5,400,215	4,435,236	8,137,393	13,534,006
<b>Tobacco—</b>										
Unmanufactured . . . lbs	3,616	73	32		9,533	43	5	10		176
<b>Manufactured—</b>										
Cigarettes . . . "	237,049	629,163	650,323	753,323	1,263,959	57,376	131,374	165,009	233,554	530,297
Tobacco for pipes and cigarettes . . . "					33,320					
Other sorts . . . "	97,911	103,334	97,726	130,336	1,505	13,900	13,110	21,773	28,930	29,333
Total of Tobacco manufactures	334,960	732,749	748,052	874,659	1,359,234	71,276	149,934	186,787	312,514	561,485
Total of Tobacco	338,576	732,822	748,084	874,659	1,359,232	71,274	149,939	186,797	312,514	561,661

NOTE.—The sterling figures have been converted at the rate of R10=£1 for 1919-20 and 1920-21, and R15=£1 for earlier years

No. 12—continued  
IMPORTS—continued

PRINCIPAL AND OTHER ARTICLES	QUANTITY					VALUE				
	1916-17	1917-18	1918-19	1919-20	1920-21	1916-17	1917-18	1918-19	1919-20	1920-21
BIND—continued										
KARACHI—continued										
Toilet requisites (not specified elsewhere) . . . value	—	—	—	—	—	12,517	22,304	21,974	38,248	96,276
Toys and requisites for games—										
Toys . . . . .	—	—	—	—	—	5,396	5,006	3,574	8,603	25,633
Requisites for games and sports (excluding fire-arms, etc.)—										
Playing cards . . . . .	—	—	—	—	—	4,093	3,241	8,568	32,740	18,920
Other sorts . . . . .	—	—	—	—	—	4,378	3,145	3,771	6,884	20,988
Total value of requisites for games . . . . .	—	—	—	—	—	8,468	6,386	12,324	39,624	39,908
Total value of Toys and requisites for games . . . . .	—	—	—	—	—	13,864	11,392	15,698	48,127	65,558
Wood and Timber—										
Timber, other than Railway sleepers—										
Deal and pine wood: cubic tons	328	318	110	192	708	3,678	6,243	358	3,079	17,177
Teak wood . . . . .	148	181	140	260	317	1,035	2,092	3,178	6,077	5,667
Other timber . . . . .	1,804	815	994	639	604	10,540	1,481	4,804	4,656	4,109
Total of Timber, etc. . . . .	2,078	812	1,244	1,081	1,629	15,253	9,756	7,350	14,412	36,912
Manufactures of wood, other than Furniture and Cabinetware . . . value	—	—	—	—	—	5,958	2,049	1,102	4,712	7,319
Others . . . . .	—	—	—	—	—	89	82	7	22	508
Total value of Wood manufactures . . . . .	—	—	—	—	—	5,997	2,081	1,109	4,734	7,827
Total value of Wood and Timber . . . . .	—	—	—	—	—	21,250	11,837	8,459	19,146	34,741
Articles imported by Post . . . . . value	—	—	—	—	—	22,728	33,362	62,302	129,428	246,308
All other articles of merchandise—										
Unmanufactured . . . . .	—	—	—	—	—	11,915	17,386	11,907	25,169	28,048
Manufactured . . . . .	—	—	—	—	—	37,928	31,780	29,318	41,664	59,764
GRAND TOTAL . . . . .	—	—	—	—	—	8,680,104	8,768,806	7,665,685	17,098,117	34,696,849

## GOVERNMENT STORES

PRINCIPAL AND OTHER ARTICLES	QUANTITY					VALUE				
	1916-17	1917-18	1918-19	1919-20	1920-21	1916-17	1917-18	1918-19	1919-20	1920-21
Apparel (including drapery, uniforms, accoutrements, but excluding bootery) . . . value	—	—	—	—	—	2,140	5,656	380	11,304	3,248
Arms, Ammunition, and Military Stores—										
Firearms, and parts thereof . . . . .	—	—	—	—	—	4,918	16,048	11,596	484,752	55,606
Other sorts . . . . .	—	—	—	—	—	10,456	1,935	1,504	61,038	68,294
Total value of Arms, Ammunition, and Military Stores . . . . .	—	—	—	—	—	15,372	17,983	13,100	515,790	98,899
Building and Engineering materials—										
Cement . . . . . cwt	40,591	9,887	—	1,578	49,615	8,451	1,395	—	1,262	24,447
Other sorts . . . . . value	—	—	—	—	—	2,015	12	1,849	1,693	4,661
Total value of Building, etc. . . . .	—	—	—	—	—	10,466	1,407	1,849	2,955	29,098

NOTE.—The sterling figures have been converted at the rate of £10=£1 for 1919-20 and 1920-21, and £15=£1 for earlier years.

TRADE AT CHIEF PORT  
KARACHI

( 126 )

No. 12—continued  
IMPORTS—continued

GOVERNMENT STORES—continued

PRINCIPAL AND OTHER ARTICLES	QUANTITY					VALUE				
	1916-17	1917-18	1918-19	1919-20	1920-21	1916-17	1917-18	1918-19	1919-20	1920-21
<b>SIND—continued</b>						£	£	£	£	£
<b>KARACHI—continued</b>										
Carriages and Carts (excluding railway carriages), and parts thereof—										
Carriages and carts . . . value	—	—	—	—	—	10,186	19,842	19,524	125,330	273,114
Chemicals . . . . .	—	—	—	—	—	15,411	6,849	8,212	4,400	10,008
Coal, Coke, and Patent Fuel tons	400	..	5,411	..	..	618	..	85,051	..	..
<b>Drugs, Medicines, and Narcotics—</b>										
Drugs—										
Quinine Salts . . . . . lbs	..	300	..	100	..	..	236	..	..	..
Other sorts . . . . . value	—	—	—	—	—	19,407	9,406	6,654	16,659	32,731
Total value of Drugs	—	—	—	—	—	19,407	9,642	6,654	16,659	32,731
Medicines and Narcotics . value	—	—	—	—	—	74	11	..	..	..
Total value of Drugs, Medicines, and Narcotics	—	—	—	—	—	19,481	9,653	6,654	16,659	32,731
Glass and Glassware . . . value	—	—	—	—	—	5,397	3,616	5,240	7,569	18,138
Hardware and Cutlery (including Agricultural Implements and Plated-ware)	—	—	—	—	—	66,615	54,611	51,122	291,278	463,548
Instruments, Apparatus, and Appliances, and parts thereof—										
Musical, . . . . .	—	—	—	—	—	5,117	1,495	440	1,170	3,475
Other kinds . . . . .	—	—	—	—	—	86,011	98,185	54,607	192,162	303,413
Total value of Instruments, Apparatus, and Appliances, etc.	—	—	—	—	—	91,128	99,680	55,047	193,332	306,888
<b>Leather—</b>										
Unwrought . . . . . cwts	65	..	..	..	..	1,794	3	54	..	7
Manufactures—										
Saddlery and harness . . . value	—	—	—	—	—	48	..	..	..	..
Other sorts . . . . .	—	—	—	—	—	76	55	..	80	9
Total value of Leather	—	—	—	—	—	1,918	58	54	80	16
<b>Liquors—</b>										
Spirit . . . . . gals.	18	71	..	51,731	29,966	26	46	..	9,181	5,230
<b>Machinery and Millwork—</b>										
Steam Engines and parts, other than Locomotives value	—	—	—	—	—	8,047	5,885	5,702	153,397	324,204
Other sorts of machinery . .	—	—	—	—	—	25,253	31,100	7,561	37,850	136,468
Total value of Machinery and Millwork	—	—	—	—	—	33,300	36,985	13,263	191,247	460,672
<b>Metals and Ores—</b>										
Brass, bronze, and similar alloys—										
Wrought . . . . . cwts	2	30	66	415	240	11	168	420	3,998	2,657
<b>Copper—</b>										
Unwrought . . . . .	244	207	325	418	..	945	1,837	3,244	..	..
Wrought . . . . .	658	1,295	4,559	16,058	3,892	2,898	7,823	24,615	149,974	23,799
Total of Copper . . . . .	902	1,502	4,884	16,476	3,892	3,843	9,660	27,859	154,368	23,799
<b>Iron—</b>										
Pig . . . . . tons	..	..	..	..	20	..	..	..	..	353
Manufactures—										
Angle, bolt, and rod . . .	41	8	41	58	226	490	139	637	1,656	9,552
Bars and channel . . . . .	..	140	53	887	1,219	5	2,390	1,198	29,365	43,179
Total of Iron Manufactures . .	41	148	94	945	1,445	495	2,529	1,835	31,021	52,731
Total of Iron . . . . .	41	148	94	945	1,475	495	2,529	1,835	31,021	53,114

NOTE.—The sterling figures have been converted at the rate of R 10 = £ 1 for 1919-20 and 1920-21, and R 15 = £ 1 for earlier years.

No. 12—continued

IMPORTS—continued

## GOVERNMENT STORES—continued

PRINCIPAL AND OTHER ARTICLES	QUANTITY					VALUE				
	1916-17	1917-18	1918-19	1919-20	1920-21	1916-17	1917-18	1918-19	1919-20	1920-21
<b>BIND—continued</b>						£	£	£	£	£
<b>KARACHI—continued</b>										
<b>Metals and Ores—continued</b>										
<b>Iron or Steel—</b>										
Anchors and cable . . . tons	4	..	..	15	5	235	..	..	2,591	1,300
Hoops and Strips . . . "	37	11	242	483	324	477	811	6,713	30,133	10,301
Nails, screws, rivets, and washers . . . "	150	17	51	59	52	4,364	474	2,079	5,960	3,718
Sheets and plates, including galvanized and tinned plates . . . "	318	104	894	585	1,197	5,509	4,324	24,112	21,783	51,829
Wire . . . "	472	391	133	224	1,784	12,078	14,432	8,236	12,353	92,033
Other manufactures of Iron or Steel . . . "	11	102	76	15	8,042	4,301	12,094	3,774	2,298	247,401
<b>Total of Iron or Steel</b> . . . "	<b>1,092</b>	<b>625</b>	<b>1,401</b>	<b>1,394</b>	<b>11,354</b>	<b>27,554</b>	<b>22,795</b>	<b>44,913</b>	<b>65,117</b>	<b>412,432</b>
<b>Steel—</b>										
Bars and channel . . . "	618	319	332	151	155	8,039	6,525	7,120	16,408	6,083
Cast . . . "	3	12	11	13	3	160	695	932	1,558	315
<b>Total of Steel</b> . . . "	<b>621</b>	<b>331</b>	<b>343</b>	<b>164</b>	<b>158</b>	<b>9,199</b>	<b>7,220</b>	<b>8,052</b>	<b>17,966</b>	<b>6,398</b>
<b>Lead—</b>										
Pig . . . cwt	16	..	..	..	51	47	..	..	..	106
Lead, wrought . . . "	..	..	..	..	..	..	5	..	..	..
<b>Total of Lead</b> . . . "	<b>16</b>	<b>..</b>	<b>..</b>	<b>..</b>	<b>51</b>	<b>47</b>	<b>5</b>	<b>..</b>	<b>..</b>	<b>106</b>
<b>Tin—</b>										
Unwrought (block, etc.) . . . "	5	11	..	..	..	36	150	..	..	..
Wrought (including plates or sheets, not tinned Iron) . . . "	11	2,453	..	..	..	47	4,910	..	..	..
<b>Total of Tin</b> . . . "	<b>16</b>	<b>2,464</b>	<b>..</b>	<b>..</b>	<b>..</b>	<b>83</b>	<b>5,060</b>	<b>..</b>	<b>..</b>	<b>..</b>
<b>Zinc or Spelter, wrought or manufactured</b> . . . "	272	110	271	19	32	1,269	611	1,046	1,097	330
<b>Metals, and ores unenumerated</b> . . . "	3	5	103	306	1	56	49	503	3,037	30
<b>Total of Metals and Ores—</b> . . . tons	<b>1,815</b>	<b>1,909</b>	<b>2,108</b>	<b>2,364</b>	<b>13,194</b>	<b>42,478</b>	<b>49,127</b>	<b>94,678</b>	<b>265,541</b>	<b>502,907</b>
<b>Printing and lithographing materials (excluding paper) value</b> . . . "	..	..	..	..	..	1,647	61	1,250	6,928	12,738
<b>Railway Plant and Rolling-Stock—</b>										
Carriages and wagons and parts thereof . . . "	..	..	..	..	..	24,717	42,473	25,629	456,358	233,656
Locomotive engines and tenders and parts thereof . . . "	..	..	..	..	..	16,329	180,173	99,334	405,973	767,013
<b>Materials for construction—</b>										
Rails and fish plates of steel or iron . . . cwt	..	..	..	117,457	..	..	..	..	159,311	..
Sleepers and keys of steel or iron . . . "	3,530	..	..	..	..	3,331	..	..	..	..
Sleepers of wood . . . "	..	24,698	..	..	..	..	9,043	..	..	..
Other sorts . . . "	37,895	8,150	2,160	300	314	49,955	14,337	4,712	2,191	2,489
<b>Total of Materials for construction</b> . . . "	<b>41,425</b>	<b>32,848</b>	<b>2,160</b>	<b>118,257</b>	<b>314</b>	<b>53,286</b>	<b>23,373</b>	<b>4,712</b>	<b>161,502</b>	<b>2,489</b>
<b>Total value of Railway Plant, etc.</b> . . . "	<b>..</b>	<b>..</b>	<b>..</b>	<b>..</b>	<b>..</b>	<b>94,292</b>	<b>247,019</b>	<b>131,225</b>	<b>1,023,326</b>	<b>1,063,142</b>
<b>Stationery, excluding Paper value</b> . . . "	..	..	..	..	..	15,424	12,672	11,364	29,545	22,323
<b>Telegraphs, materials for construction of</b> . . . "	..	..	..	..	..	56,331	23,323	25,545	107,090	23,403

NOTE—The sterling figures have been converted at the rate of R10=£1 for 1919-20 and 1920-21, and R15=£1 for earlier years.

TRADE AT CHIEF PORT  
KARACHI

( 128 )

No. 12—continued  
IMPORTS—concluded

GOVERNMENT STORES—concluded.

PRINCIPAL AND OTHER ARTICLES	QUANTITY					VALUE				
	1916-17	1917-18	1918-19	1919-20	1920-21	1916-17	1917-18	1918-19	1919-20	1920-21
<b>SIND—continued</b>						£	£	£	£	£
<b>KARACHI—continued</b>										
<b>Textiles—</b>										
<b>Cotton—</b>										
<b>Manufactures—</b>										
<b>Piece-goods—</b>										
Grey (unbleached) . yds.	..	10,200	..	..	24,000	..	1,096	..	..	2,456
White (bleached) . "	24,337	7,920	2,117	9,951	27,008	293	264	278	795	1,214
Coloured, printed, or dyed . "	1,000	12,556	7,647	6,200	21,753	185	629	847	400	1,261
<b>Total of Piece-goods</b>	<b>26,887</b>	<b>20,682</b>	<b>9,764</b>	<b>16,151</b>	<b>72,761</b>	<b>428</b>	<b>1,989</b>	<b>625</b>	<b>1,195</b>	<b>4,931</b>
Other manufactures, including Handkerchiefs and Shawls in the piece value	—	—	—	—	—	659	1,584	718	3,614	129
<b>Total value of Cotton manufactures</b>	—	—	—	—	—	<b>1,087</b>	<b>3,573</b>	<b>1,343</b>	<b>4,809</b>	<b>5,060</b>
<b>Total value of Cotton</b>	—	—	—	—	—	<b>1,087</b>	<b>3,573</b>	<b>1,343</b>	<b>4,809</b>	<b>5,060</b>
<b>Flax—</b>										
<b>Manufactures—</b>										
Canvas . yds.	124,559	12,241	4,119	22,841	6,149	20,304	2,567	1,050	15,657	519
Other sorts (including bags and sacks) value	—	—	—	—	—	1,550	4,080	420	2,267	5,420
<b>Total value of Flax manufactures</b>	—	—	—	—	—	<b>21,854</b>	<b>7,647</b>	<b>1,470</b>	<b>17,924</b>	<b>5,939</b>
<b>Wool—</b>										
<b>Manufactures—</b>										
Piece-goods . yds.	6,070	6,404	1,273	1,027	6,654	1,507	1,068	252	265	3,098
Other sorts . lbs	6,860	184	..	..	..	37	7	..	..	..
<b>Total value of Wool</b>	—	—	—	—	—	<b>1,544</b>	<b>1,075</b>	<b>252</b>	<b>265</b>	<b>3,098</b>
<b>Total value of Textiles</b>	—	—	—	—	—	<b>24,488</b>	<b>12,290</b>	<b>3,065</b>	<b>22,998</b>	<b>14,097</b>
<b>All other Articles—</b>										
Unmanufactured . value	—	—	—	—	—	127,909	120,966	175,784	127,027	219,197
Manufactured . "	—	—	—	—	—	65,760	46,409	70,140	278,506	300,228
<b>Total value of Government Stores</b>	—	—	—	—	—	<b>700,377</b>	<b>771,253</b>	<b>778,562</b>	<b>3,223,604</b>	<b>3,754,565</b>

ABSTRACT (IMPORTS OF MERCHANDISE)

ARTICLES	QUANTITY					VALUE				
	1914-17	1917-18	1918-19	1919-20	1920-21	1914-17	1917-18	1918-19	1919-20	1920-21
Liquors . value	—	—	—	—	—	200,047	233,095	242,115	452,343	764,296
Metals and Ores . "	—	—	—	—	—	328,218	279,933	319,270	1,121,911	2,890,494
Cotton manufactures, including Twist and Yarn . "	—	—	—	—	—	4,036,416	5,196,446	4,247,228	7,624,593	16,370,492
Other Articles except Salt . "	—	—	—	—	—	4,064,828	3,048,344	2,375,331	7,893,349	14,679,211
<b>Total</b>	—	—	—	—	—	<b>8,679,309</b>	<b>8,757,818</b>	<b>7,683,994</b>	<b>17,092,196</b>	<b>24,694,493</b>
Salt . "	—	—	—	—	—	795	991	1,091	921	2,376
<b>GRAND TOTAL</b>	—	—	—	—	—	<b>8,680,104</b>	<b>8,758,809</b>	<b>7,685,085</b>	<b>17,093,117</b>	<b>24,696,869</b>

NOTE.—The sterling figures have been converted at the rate of R10=£1 for 1919-20 and 1920-21, and R15=£1 for earlier years.

No. 12—*continued*  
EXPORTS

INDIAN MERCHANDISE

PRINCIPAL AND OTHER ARTICLES	QUANTITY					VALUE				
	1916-17	1917-18	1918-19	1919-20	1920-21	1916-17	1917-18	1918-19	1919-20	1920-21
<i>31ND—continued</i>						£	£	£	£	£
<i>KARACHI—continued</i>										
Animals, living . . . no.	129	61	4	202	184	182	458	40	220	452
Apparel . . . value	—	—	—	—	—	440	990	6,166	6,652	20,155
Building and Engineering materials . . .	—	—	—	—	—	1,163	177	10,360	5,091	3,461
Candles of all kinds . . . lbs	25,966	180,521	317,732	286,775	32,317	209	3,634	9,674	12,170	4,083
Chemicals and Chemical preparations (excluding chemical manures and medicines)—										
Saltpetre . . . cwts	100,412	105,464	84,198	31,000	61,186	137,437	140,646	112,325	62,500	122,743
Other sorts of chemicals value	—	—	—	—	—	2,450	2,151	2,195	4,236	4,103
Total Chemicals, etc. . .	—	—	—	—	—	139,887	142,797	115,020	66,736	127,851
Coal . . . tons	—	—	—	—	3,556	—	—	—	—	11,811
Coke . . . "	—	—	—	—	42	—	—	—	—	416
Coffee . . . cwts	1,025	3,125	1,603	109	276	3,784	14,071	5,652	690	1,415
Dyeing and Tanning substances—										
Indigo . . . "	234	210	140	631	114	5,621	4,948	2,291	21,656	2,522
Turmeric . . . "	253	5,155	3,669	697	266	296	6,581	5,364	1,383	796
Other sorts . . . "	306	1,132	3,445	5,538	2,331	61	607	2,168	9,328	6,023
Total Dyeing and Tanning substances . . .	593	6,497	7,254	6,866	2,711	5,978	12,136	10,798	42,377	6,361
Fish (excluding canned fish)—										
Fish, dry, salted . . . "	12,442	5,858	5,202	7,232	10,658	25,580	9,359	3,010	19,354	22,575
Fishmaws and shark fins . . . "	2,009	597	1,065	2,105	3,173	19,447	6,395	12,267	49,062	69,542
Other sorts . . . "	2,109	92	312	497	646	2,063	127	478	1,021	2,201
Total Fish, etc. . . "	22,560	6,547	6,580	9,834	14,432	47,040	15,841	30,760	69,937	77,319
Fodder, Bran, and Pollards (excluding oil-cake)—										
Bran and pollards . . . tons	1,741	323	116	231	610	3,977	1,599	953	3,361	7,089
Other sorts . . . cwts	38	44	40	—	398	10	15	11	—	160
Total Fodder, Bran, etc. . . value	—	—	—	—	—	3,987	1,614	964	3,361	7,109
Fruits and Vegetables—										
Fresh fruits and vegetables—										
Fresh fruits . . . value	—	—	—	—	—	370	371	825	174	122
Fresh vegetables—										
Onions . . . cwt	3,531	3,406	761	5,456	4,530	965	612	362	4,492	2,920
Other sorts . . . value	—	—	—	—	—	4,174	1,904	2,750	8,509	18,336
Total Fresh Fruits and Vegetables . . .	—	—	—	—	—	5,509	3,087	3,937	15,175	21,431
Fruits and Vegetables dried, salted, or preserved, all sorts . . . cwts	143	93	550	209	53	1,078	1,133	4,889	4,270	1,125
Total Fruits and Vegetables . . . value	—	—	—	—	—	6,587	4,220	8,826	17,445	22,556
Grain, Pulse, and Flour—										
Barley . . . tons	172,033	247,743	215,274	1,336	1,395	1,262,466	2,613,374	1,763,092	19,307	20,322
Jawar and bajra . . . "	3,539	3,167	113	704	3,744	21,229	15,165	1,295	10,740	55,614
Maise . . . "	23,004	90,662	13,229	65	22	152,617	629,182	100,669	859	311
Gram . . . "	32,645	316,623	266,373	355	409	227,859	2,244,027	2,109,941	7,032	7,263
Lentils . . . "	—	—	6,308	80	5	—	—	64,044	1,217	100
Pulse—other sorts . . . "	35,083	38,948	15,736	392	1,199	327,569	304,326	122,723	16,070	25,199
Rice, not in the husk . . . "	77,363	82,743	51,816	—	—	759,433	822,736	729,507	—	—
Cleaned rice (a) . . . "	—	—	—	4,713	3,202	—	—	—	215,895	84,164
Broken rice (a) . . . "	—	—	—	8	426	—	—	—	149	7,331
Rice—other sorts (a) . . . "	—	—	—	21,706	77,713	—	—	—	537,199	1,739,713
Wheat . . . "	6,79,196	1,064,201	410,127	5,504	2,34,945	5,473,599	9,282,512	3,829,258	114,609	4,022,108
Wheat flour . . . "	24,233	18,331	6,008	6,173	21,639	412,797	244,615	93,117	158,874	624,924
Other sorts . . . "	68	255	64	53	43	501	2,253	802	1,149	924
Total Grain, Pulse, and Flour . . .	1,057,134	1,982,669	936,056	41,596	344,932	8,640,235	16,263,298	8,816,481	933,450	6,535,976

NOTE.—The sterling figures have been converted at the rate of £10 = ₹1 for 1919-20 and 1920-21, and £15 = ₹1 for earlier years  
(a) Separately recorded from April 1919



INDIAN MERCHANDISE—continued

PRINCIPAL AND OTHER ARTICLES	QUANTITY					VALUE				
	1916-17	1917-18	1918-19	1919-20	1920-21	1916-17	1917-18	1918-19	1919-20	1920-21
<b>SIND—continued</b>										
<b>KARACHI—continued</b>										
<b>Hides and Skins, raw—</b>										
Hides, raw—										
Buffalo hides	tons 1,304 no. =160,000	443 =74,095	575 =81,995	1,825 =206,532	847 =40,312	163,956	66,760	66,062	212,505	28,055
Cow hides	tons 6,579 no. =1,377,175	1,660 =278,723	3,789 =655,115	7,384 =1,290,485	1,683 =309,265	826,089	208,419	362,228	1,112,304	186,257
Calf skins	tons 1,633 no. =752,508	181 =96,578	519 =262,970	—	—	194,868	17,290	65,794	—	—
Buffalo Calf skins	tons .. no. ..	..	..	899 =426,999	193 =87,160	..	..	..	115,025	13,333
Cow Calf skins	tons .. no. ..	..	..	2,051 =942,389	479 =202,116	..	..	..	341,777	61,835
Other hides	tons 1 no. =363	..	..	..	..	83	..	..	..	..
Total Hides, raw	tons 9,414 no. =2,290,086	2,283 =449,396	4,881 =1,000,078	12,180 =2,872,406	2,702 =638,853	1,185,001	292,469	494,084	1,761,611	289,480
Skins, raw—										
Goat skins	tons 7,959 no. =7,456,591	4,297 =3,979,920	3,070 =2,949,610	6,722 =6,458,672	1,291 =1,800,949	1,408,450	680,751	553,438	2,621,002	343,906
Sheep skins	tons 1,666 no. =2,139,999	1,161 =1,569,170	341 =1,087,366	1,638 =1,949,667	597 =755,379	240,024	164,647	129,637	337,198	75,668
Other skins	tons 5 no. =24,780	..	..	..	1 =4,714	3,474	377	..	329	1,701
Total Skins, raw	tons 9,630 no. =9,621,390	5,458 =5,552,163	3,911 =4,036,976	8,360 =8,409,706	1,889 =2,041,042	1,651,948	845,775	683,075	2,958,524	421,275
Cuttings of hides and skins, raw	tons ..	..	..	..	27	..	..	..	..	218
Total Hides and Skins, raw	tons 19,064 no. =11,920,356	7,691 =6,001,559	8,792 =5,037,054	20,520 =11,382,118	4,618 =2,699,895	2,836,949	1,138,244	1,177,159	4,640,135	710,973
<b>Lac—</b>										
Seed	cwts 478	..	2	756	126	2,220	..	15	11,550	3,180
Other kinds (excluding lac dye)	..	..	..	114	1	..	..	..	1,037	50
Total of Lac	478	..	2	870	127	2,220	..	15	12,587	3,230
<b>Leather—</b>										
Buffalo hides	tons 1 no. =440	1 =127	..	..	..	172	91	28	..	132
Cow hides	tons 3 no. =1,166	1 =485	..	69	..	740	261	19	27,451	2,357
Other hides	tons 3 no. =2,882	..	..	7	..	662	36	10	3,072	..
Total Hides, tanned or dressed	tons 6 no. =4,433	2 =672	..	76	..	1,574	388	57	29,528	2,489
Skins, tanned or dressed—										
Goat skins	tons 171 no. =493,395	41 =99,964	163 =517,399	67 =214,884	18 =41,216	79,456	27,443	96,355	58,099	10,918
Sheep skins	tons 115 no. =418,917	43 =117,841	143 =432,672	78 =237,339	27 =85,253	63,831	26,606	73,317	61,904	20,025
Other skins	tons .. no. =1,030	..	..	8	..	130	..	..	5,689	20,363
Total Skins, tanned or dressed	tons 286 no. =919,332	84 =217,805	306 =950,041	143 =506,769	49 =158,340	133,417	54,049	169,672	125,602	51,806
Other sorts	value ..	..	..	..	..	..	..	..	..	..
Total Leather	..	..	..	..	..	562	334	783	1,929	4,189
<b>Manure—</b>										
Bone Crushed (a)	tons ..	..	..	19,767	27,151	..	..	..	154,766	226,695
Bone meal (a)	..	..	..	..	12,860	..	..	..	..	112,443
Total Bones	9,900	300	300	19,767	40,011	51,898	1,867	3,201	154,766	339,138
Other kinds	306	6	87	..	347	1,237	20	361	6	1,196
Total Manure	10,206	306	387	19,767	40,358	53,135	1,887	3,562	154,771	340,334

NOTE.—The sterling figures have been converted at the rate of Rs10=£1 for 1919-20 and 1920-21 and Rs15=£1 for earlier years.  
(a) Separately recorded from April 1919

No. 12—continued  
EXPORTS—continued

## INDIAN MERCHANDISE—continued

PRINCIPAL AND OTHER ARTICLES	QUANTITY					VALUE				
	1916-17	1917-18	1918-19	1919-20	1920-21	1916-17	1917-18	1918-19	1919-20	1920-21
<b>SIND—continued</b>										
<b>KARACHI—continued</b>										
<b>Metals and Ores—</b>										
Chromite (Chrome iron ore) . . . . . tons	233	12,301	22,315	8,162	23,215	1,246	24,604	44,433	24,812	34,841
Iron or Steel . . . . . "	47	42	43	54	11	1,285	1,672	2,004	3,423	718
Wolfram ore . . . . . "	..	..	..	25	..	..	..	..	3,600	..
Other Metals and ores not enumerated . . . . . "	1	..	..	2	..	214	95	30	1,321	112
<b>Total Metals</b> . . . . . "	48	42	43	56	11	1,499	1,767	2,034	4,744	802
<b>Total Ores</b> . . . . . "	233	12,301	22,315	8,187	23,215	1,246	24,604	44,433	28,412	34,366
<b>Total Metals and Ores</b> . . . . . "	281	12,343	22,358	8,243	23,226	2,745	26,371	46,467	33,156	35,168
<b>Oils—</b>										
<b>Animal</b> . . . . . gals	318	18,132	77,061	54,894	13,116	27	1,570	7,512	7,231	1,395
<b>Mineral—</b>										
Kerosene . . . . . "	112	400	30,375	12,856	6,376	5	20	2,004	1,263	687
Other sorts . . . . . "	275	..	60	556	..	41	..	17	166	..
<b>Vegetable, non-essential—</b>										
Linseed . . . . . "	25	10	..	..	..	7	5	..	..	..
Mustard or Rape . . . . . "	23,864	7,073	5,379	4,374	5,143	1,036	1,039	1,125	1,506	1,894
Sesamum (oil or jinjili) . . . . . "	12,966	54,372	17,476	27,529	23,455	2,761	8,640	3,010	11,547	8,361
Other sorts . . . . . "	3,697	4,560	3,154	3,466	9,371	585	755	719	1,424	3,493
<b>Total Oils, Vegetable, non-essential</b> . . . . . "	47,052	66,624	27,509	35,309	38,469	5,299	10,429	4,854	14,477	13,768
<b>Total Oils</b> . . . . . "	47,767	85,156	135,002	103,669	58,461	5,326	12,029	16,387	23,127	15,850
<b>Oilcakes—</b>										
Linseed, rape and sesamum cake . . . . . tons	3	2	1	..	..	30	18	4	..	1
Other sorts . . . . . "	..	1	1	..	..	..	3	5	..	..
<b>Total Oilcakes</b> . . . . . "	3	3	2	..	..	30	21	9	..	1
<b>Provisions and Oilman's stores—</b>										
Ghi . . . . . cwts	4,090	6,498	5,200	6,720	15,281	21,195	30,615	22,734	31,643	123,330
Other sorts . . . . . value	..	..	..	..	..	2,222	1,888	3,401	6,567	4,279
<b>Total</b> . . . . . "	..	..	..	..	..	23,417	32,503	26,135	38,210	127,609
<b>Seeds—</b>										
<b>Oil-seed—</b>										
Essential . . . . . tons	27	26	29	30	18	385	463	651	744	940
<b>Non-essential—</b>										
Castor . . . . . "	41	233	9,410	..	1,576	535	2,951	109,023	..	39,312
Copra . . . . . "	23	114	119	53	13	635	3,380	3,330	3,038	324
Cotton . . . . . "	372	37	54	36,659	17,538	2,312	216	425	1,334,766	230,565
Groundnuts . . . . . "	392	217	271	132	98	3,067	2,472	2,554	3,269	2,078
Linseed . . . . . "	11,462	5,935	23,016	10,980	12,890	120,967	70,760	216,375	433,709	601,051
Poppy . . . . . "	..	..	..	..	609	..	..	7	..	23,714
Rape . . . . . "	93,796	27,579	39,210	101,641	145,900	963,357	254,304	672,776	3,169,237	4,255,335
Sesamum (oil or jinjili) . . . . . "	6,379	1,325	121	631	403	39,303	13,271	2,637	27,643	17,463

NOTE.—The sterling figures have been converted at the rate of R10=£1 for 1919-20 and 1920-21, and R15=£1 for earlier years.

INDIAN MERCHANDISE—continued

PRINCIPAL AND OTHER ARTICLES	QUANTITY					VALUE				
	1916-17	1917-18	1918-19	1919-20	1920-21	1916-17	1917-18	1918-19	1919-20	1920-21
<b>IND—continued</b>						£	£	£	£	£
<b>KARACHI—continued</b>										
<b>Seeds—continued</b>										
<b>Oil-seeds—continued</b>										
<b>Non-essential—continued</b>										
Other sorts . . . . . tons					24	1	3	1	1	639
<b>Total Seeds, non-essential</b> ..	112,864	85,500	92,211	200,096	179,101	1,101,878	852,285	1,167,700	5,026,665	4,962,996
<b>Total Oil-seeds</b> ..	112,891	85,526	92,240	200,116	179,119	1,101,758	852,748	1,168,351	5,027,409	4,963,936
Other than Oil-seeds ..	15	6	8	6	1	388	97	170	288	28
<b>Total Seeds</b> ..	112,906	85,532	92,248	200,121	179,120	1,102,146	852,845	1,168,521	5,027,697	4,963,964
<b>Spices—</b>										
Cardamoms . . . . . cwt	35	570	359	156	66	334	4,063	2,195	2,803	983
Pepper . . . . . "	366	1,002	1,449	569	184	1,129	3,437	5,428	3,052	890
Other sorts . . . . . "	935	1,444	1,481	1,508	619	1,090	2,137	3,119	4,889	2,844
<b>Total spices</b> ..	1,336	3,016	3,219	2,237	1,069	2,603	9,637	10,742	10,744	4,217
Sugar . . . . . tons	67	70	295	315	693	1,118	2,413	10,761	28,682	25,521
Tea . . . . . "	45,659	898,045	2,839,083	1,108,811	1,275,302	2,253	17,018	118,359	76,508	70,235
<b>Textiles—</b>										
Cotton—										
Raw . . . . . tons	19,982	1,914	779	15,599	38,487	970,223	123,389	74,708	2,008,293	3,120,453
Waste . . . . . cwt				132	80				221	138
Manufactures—										
Twist and Yarn . . . lbs	16,462	19,817	11,506	11,541	15,881	708	904	918	1,447	2,831
Canvas . . . . . yards		120	163				22	18		
<b>Piece goods—</b>										
Grey (unbleached) ..	1,264,398	1,192,326	488,331	302,958	246,965	16,227	20,917	12,819	14,250	11,739
White (bleached) ..	24,400	13,070	24,110	31,189	8,690	283	825	886	1,830	354
Coloured, printed, or dyed ..	611,904	588,925	1,138,091	669,872	359,097	10,094	13,882	30,448	34,228	18,555
Other sorts of manufac- tures . . . . . value	—	—	—	—	—	3,123	4,207	4,593	13,591	10,949
<b>Total Cotton manu- factures (including twist and yarn)</b> ..	—	—	—	—	—	30,486	40,257	49,682	65,346	41,597
<b>Total Cotton, raw and manufactures</b> ..	—	—	—	—	—	1,000,668	163,596	124,390	2,073,660	3,565,019
<b>Jute—</b>										
Raw . . . . . tons	7					183				
<b>Manufactures—</b>										
Gunny bags . . . . . no. tons	168,990	142,539	98,500	247,749	134,400	4,013	4,617	3,864	14,745	6,228
Rope and Twine . . . "	764	445	813	442	269	981	1,117	2,750	1,605	713
Other kinds . . . . . value	—	—	—	—	—	101	37	267	353	276
<b>Total Jute manufactures</b> ..	—	—	—	—	—	5,045	5,771	6,881	16,703	7,217
<b>Total Jute, raw and manufactures</b> ..	—	—	—	—	—	5,178	5,771	6,881	16,703	7,217
<b>Silk—</b>										
Raw—										
Mulberry silk (excluding Tassar and other wild silks)—										
Raw . . . . . lbs	240,411	141,328	82,637	136,464	74,724	192,096	210,872	122,773	201,231	127,608
Chasam or waste . . . "	17,113	63,193	127,452	93,153	151,494	2,475	11,950	34,005	31,570	41,374
Cocoons . . . . . "	232,341	30,643	10,800	26,268	11,776	44,787	13,613	3,080	6,518	3,789
<b>Total Mulberry silk</b> ..	289,870	235,269	220,889	255,690	237,994	169,329	236,435	159,858	239,319	172,771

NOTE.—The sterling figures have been converted at the rate of R10=£1 for 1919-20 and 1920-21, and R15=£1 for earlier years.

No. 12—continued  
EXPORTS—continued

## INDIAN MERCHANDISE—concluded

PRINCIPAL AND OTHER ARTICLES	QUANTITY					VALUE				
	1916-17	1917-18	1918-19	1919-20	1920-21	1916-17	1917-18	1918-19	1919-20	1920-21
SIND—continued						£	£	£	£	£
KARACHI—continued										
Textiles—continued										
Silk—continued										
Silk manufactures . . . value	—	—	—	—	—	5	..	841	155	652
Total Silk, raw and manufactures . . . "	—	—	—	—	—	186,333	236,435	180,699	239,474	178,438
Wool—										
Raw . . . . . lbs	21,378,025	15,486,524	12,387,135	15,446,761	12,102,911	729,234	684,198	791,857	1,392,698	1,006,820
Manufactures—										
Carpets and rugs . . . "	6,353	60	2,955	15,938	59,630	1,331	5	784	10,381	41,480
Other sorts . . . value	—	—	—	—	—	..	..	358	505	938
Total Woolen manufactures . . . "	—	—	—	—	—	1,331	5	1,140	11,186	42,418
Total Wool and Woollens . . . "	—	—	—	—	—	730,615	684,201	792,997	1,403,884	1,048,738
Other textiles . . . "	—	—	—	—	—	123	185	880	702	1,060
Total Textiles . . . "	—	—	—	—	—	1,922,922	1,990,188	1,086,847	2,784,622	4,795,494
Tobacco—										
Unmanufactured . . . lbs	375,829	831,918	1,013,369	536,562	250,370	12,122	17,154	22,740	21,260	4,153
Manufactured—										
Cigarettes . . . . . "	95,027	113,874	78,121	61,595	2,400	8,461	7,747	6,089	6,156	330
Other sorts . . . . . "	16,982	23,962	23,863	73,670	38,633	820	113	186	4,848	2,170
Total Tobacco . . . . . "	375,829	831,918	1,013,369	536,562	291,403	21,403	25,014	29,021	32,264	6,653
Wood and Timber—										
Timber, other than Rail-way sleepers—										
Teak wood . . . . . cubic tons	58	1	7	10	16	281	17	145	204	543
Other Timber . . . . . "	814	1,032	1,534	1,327	435	2,525	5,428	12,862	10,498	4,301
Total Timber . . . . . "	872	1,033	1,541	1,337	451	2,806	5,445	13,007	10,697	4,844
Wood—										
Firewood . . . . . tons	115	37	2,328	2,484	2,022	151	57	4,072	5,238	4,445
Ornamental wood . . . value	—	—	—	—	—	..	8	..	6,800	..
Total Wood . . . . . "	—	—	—	—	—	151	65	4,072	12,138	4,445
Manufactures of Wood, other than furniture and cabinetware . . . "	—	—	—	—	—	378	830	1,322	1,782	5,967
Total Wood and Timber . . . "	—	—	—	—	—	4,985	6,340	15,402	24,642	15,259
Articles exported by post . . . "	—	—	—	—	—	3,668	3,439	32,209	19,073	15,260
All other articles of merchandise—										
Unmanufactured . . . . . "	—	—	—	—	—	60,089	61,384	48,256	77,177	94,052
Manufactured . . . . . "	—	—	—	—	—	22,946	30,372	62,709	102,021	80,479
GRAND TOTAL (EXCLUSIVE OF GOVERNMENT STORES) . . . "	—	—	—	—	—	15,047,404	19,204,902	19,025,231	15,420,788	18,244,302
GOVERNMENT STORES—										
Coal, Coke and Patent Fuel Tons	—	—	—	34,001	33,524	—	—	—	68,794	1,14,591
Grain, Pulse and Flour—										
Barley . . . . . "	—	—	—	—	42,813	—	—	—	—	6,09,029
Gram . . . . . "	—	—	—	—	6,121	—	—	—	—	89,430
Rice, not in the husk . . . "	—	—	—	—	423	—	—	—	—	10,344
Wheat . . . . . "	—	—	—	—	349	—	—	—	—	4,831
" Flour . . . . . "	—	—	—	—	11,193	—	—	—	—	2,46,021
Other Sorts . . . . . "	—	—	—	—	1,088	—	—	—	—	14,479
Total Grain Pulse and Flour . . . "	—	—	—	—	61,967	—	—	—	—	974,724
All other articles of merchandise—										
Unmanufactured . . . value	—	—	—	—	—	25,973	25,040	14,277	151,162	346,220
Manufactured . . . . . "	—	—	—	—	—	1,897	4,903	12,413	270,093	228,648
GRAND TOTAL . . . . . "	—	—	—	—	—	27,510	29,945	28,690	520,029	1,659,188

NOTE.—The sterling figures have been converted at the rate of R10=£1 for 1919-20 and 1920-21, and R15=£1 for earlier years.

TRADE AT CHIEF PORT  
KARACHI

( 184 )

No. 12—continued  
EXPORTS—continued

FOREIGN MERCHANDISE

PRINCIPAL AND OTHER ARTICLES	QUANTITY					VALUE				
	1916-17	1917-18	1918-19	1919-20	1920-21	1916-17	1917-18	1918-19	1919-20	1920-21
						£	£	£	£	£
<b>SIND—continued</b>										
<b>KARACHI—continued</b>										
Apparel (including drapery, uniforms, and accoutrements, but excluding hosiery and boots and shoes) value	—	—	—	—	—	21,072	12,848	19,060	81,364	31,047
Carriages and carts . . .	—	—	—	—	—	749	975	2,868	13,499	17,015
Drugs and medicines . . .	—	—	—	—	—	2,391	2,314	5,163	8,090	57,787
<b>Fruits and Vegetables—</b>										
<b>Fresh Fruits and Vegetables</b> . . .	—	—	—	—	—	16	..	..	5	..
<b>Fruits and Vegetables: dried, salted, or preserved—</b>										
Dates . . . tons	36	4	9	10	19	285	27	129	326	308
Other sorts . . .	204	650	1,131	1,221	1,273	24,954	58,882	77,900	128,850	151,804
<b>Total of Fruits and Vegetables: dried, salted, or preserved</b> . . .	330	654	1,140	1,231	1,292	25,239	58,899	78,029	129,176	152,107
<b>Total Fruits and Vegetables value</b> . . .	—	—	—	—	—	25,255	58,899	78,029	129,181	152,107
Grain, pulse and flour . . . tons	..	..	..	369	..	..	..	..	7,512	..
Hardware, excluding cutlery and electroplated ware . . . value	—	—	—	—	—	4,485	3,766	15,035	12,351	10,797
<b>Leather—</b>										
Skins tanned or dressed { tons —No. . . . .	..	..	..	..	12 47,548	..	..	..	..	45,891
Unwrought . . . owt	..	3	..	9	4	6	33	2	258	132
Manufacture . . . value	—	—	—	—	—	107	124	171	1,457	703
<b>Total Leather</b> . . .	—	—	—	—	—	113	167	173	1,715	46,226
Liquors . . . gals	33,535	14,143	22,242	17,835	3,914	12,127	5,432	11,880	19,053	4,245
Matabas . . . { gross of boxes . . .	84,335	67,930	79,357	147,239	25,075	3,741	7,832	11,940	32,607	4,132
<b>Metals and ores—</b>										
<b>Iron or Steel—</b>										
Old, for remanufacture . . . tons	3,301	31	4	3	..	14,680	741	97	82	3
Other manufactures of iron or steel . . .	160	140	171	271	197	4,362	6,363	7,762	15,435	10,068
<b>Total Iron or Steel</b> . . .	3,461	171	175	274	197	19,042	7,104	7,859	15,517	10,070
Other metals and ores . . .	24	7	6	6	9	1,695	1,388	1,437	1,374	1,352
<b>Total metals and ores</b> . . .	3,485	178	181	280	207	21,237	8,392	9,296	16,891	17,710
Oils . . . gals	11,085	1,730	24,532	155,333	34,755	812	809	1,948	13,865	3,645
Provisions and oilman's stores . . . cwt	5,513	3,216	2,948	1,593	1,727	48,744	14,806	12,078	13,407	13,314
Rubber, manufactures . . . value	—	—	—	—	—	3	82	75	378	9,599
Ships and parts thereof . . . value	—	—	—	—	—	..	..	..	24,235	1,209
Soap . . . cwt	3,394	3,986	4,174	6,926	908	7,152	10,726	14,192	30,653	5,554
<b>Sugar—</b>										
Sugar, 16 Dutch standard and above . . . tons	15,832	7,771	11,002	6,462	11,037	126,795	200,832	276,731	395,348	934,848
Confectionery . . .	15	6	13	19	8	1,236	334	1,453	3,465	3,512
<b>Total Sugar</b> . . .	5,897	7,775	11,015	6,481	11,045	128,031	201,166	278,189	398,813	938,360
<b>Textiles—</b>										
<b>Cotton—</b>										
Twist and Yarn . . . lbs	1,040	2,300	3,542	3,549	16,209	95	195	222	573	3,107

NOTE.—The sterling figures have been converted at the rate of R10=£1 for 1919-20 and 1920-21, and R15=£1 for earlier years.

No. 12—continued  
EXPORTS—concluded

## FOREIGN MERCHANDISE—continued

PRINCIPAL AND OTHER ARTICLES	QUANTITY					VALUE				
	1916-17	1917-18	1918-19	1919-20	1920-21	1916-17	1917-18	1918-19	1919-20	1920-21
<b>SIND—concluded</b>						£	£	£	£	£
<b>KARACHI—concluded</b>										
Textiles—continued										
Cotton—continued										
Manufactures—										
Piece goods—										
Grey (unbleached) . yards	340,940	372,388	344,548	606,400	489,432	4,761	7,774	25,752	31,065	27,664
White (bleached) . "	3,215,623	3,048,904	2,394,964	1,772,028	1,065,022	42,152	57,858	59,927	83,874	5,942
Coloured, printed, or dyed . "	3,790,867	5,499,974	7,869,893	5,545,187	5,304,425	53,756	135,379	236,092	296,735	265,713
Fents of all descriptions . "	34,977	9,120	24,211	8,510	1,530	509	142	859	492	176
Total of Piece goods . "	7,882,407	8,925,386	11,322,616	7,932,125	6,880,409	106,178	201,158	322,630	412,166	330,495
Other manufactures value	—	—	—	—	—	2,757	4,236	4,044	6,549	3,510
Total of Cotton manufactures (including twist and yarn) . "	—	—	—	—	—	109,030	205,634	327,796	419,268	346,118
Flax manufactures . "	—	—	—	—	—	1,491	..	..	1,153	3,758
Haberdashery and Millinery . "	—	—	—	—	—	6,856	6,236	6,933	5,768	3,808
Silk—										
Raw . lbs	2,433	3,838	2,791	1,004	596	800	1,594	1,766	682	453
Yarn, noils and warps . "	560	200	..	..	..	147	80	..	..	..
Manufactures—										
Silk piece goods . yards	19,965	6,636	11,455	14,968	15,276	1,435	485	1,231	3,226	4,328
Other manufactures value	—	—	—	—	—	1	..	1,605	3,950	1,009
Total Silk, raw and manufactures . "	—	—	—	—	—	2,383	2,159	4,532	7,853	6,410
Wool—										
Raw . lbs	10,186,966	12,559,539	15,353,828	14,961,522	8,570,775	526,504	679,539	970,575	1,467,007	741,121
Manufactures . value	—	—	—	—	—	5,394	6,809	4,567	14,376	119,787
Total of Wool, raw and manufactures . "	—	—	—	—	—	531,798	686,348	975,142	1,471,383	857,908
Other textiles . "	—	—	—	—	—	..	306	..	31,233	1,133
Total of Textiles . "	—	—	—	—	—	651,558	900,728	1,314,448	1,909,078	1,219,179
Tobacco—										
Manufactured . lbs	74,984	71,998	58,061	26,952	32,422	12,499	13,339	9,123	10,162	12,417
Wood and Timber—										
Manufactures of Wood, other than furniture and cabinetware value	—	—	—	—	—	4,964	130	23	3,943	19,468
Other kinds . "	—	—	—	—	—	1,463	290	652	951	1,335
Total Wood and Timber . "	—	—	—	—	—	6,427	420	674	4,894	20,803
All other Articles of Merchandise—										
Unmanufactured . "	—	—	—	—	—	4,352	601	2,305	4,336	4,608
Manufactured . "	—	—	—	—	—	24,156	26,719	53,326	70,000	57,124
GRAND TOTAL (EXCLUDING GOVERNMENT STORES) . "	—	—	—	—	—	983,685	1,270,685	1,843,795	2,308,184	2,027,508
GOVERNMENT STORES—										
Total Value . "	—	—	—	—	—	3,519	5,000	6,505	154,334	686,028

NOTE.—The sterling figures have been converted at the rate of £10=₹1 for 1919-20 and 1920-21, and ₹1=₹15 for earlier years

TRADE AT CHIEF PORT  
FORT ST. GEORGE

( 136 )

No. 12—continued  
IMPORTS

PRINCIPAL AND OTHER ARTICLES	QUANTITY					VALUE				
	1916-17	1917-18	1918-19	1919-20	1920-21	1916-17	1917-18	1918-19	1919-20	1920-21
<b>MADRAS—</b>						£	£	£	£	£
<b>Fort St. George—</b>										
Animals, living—										
Horses . . . . . no.	1,721	2,709	1,259	80	1,364	65,330	97,962	47,120	4,624	89,278
Other kinds . . . . . "	85	60	57	80	83	1,280	221	142	237	1,093
<b>Total Animals, living . . . . . "</b>	<b>1,806</b>	<b>2,859</b>	<b>1,316</b>	<b>110</b>	<b>1,447</b>	<b>66,610</b>	<b>98,183</b>	<b>47,262</b>	<b>4,861</b>	<b>91,271</b>
Apparel (excluding hosiery and boots and shoes)—										
Apparel (including drapery, uniforms, accoutrements) value	—	—	—	—	—	13,085	11,765	12,759	23,012	61,965
Gold and silver thread . . . . . "	—	—	—	—	—	182,904	87,809	12,755	27,705	363,955
Hats, caps, bonnets and hatter's ware . . . . . "	—	—	—	—	—	7,267	8,465	7,301	8,259	21,989
Lametta . . . . . lbs	63,279	23,022	9,470	11,232	98,363	12,247	6,480	3,170	4,923	51,005
Other kinds . . . . . value	—	—	—	—	—	574	530	248	95	1,063
<b>Total value of Apparel . . . . . "</b>	<b>—</b>	<b>—</b>	<b>—</b>	<b>—</b>	<b>—</b>	<b>216,077</b>	<b>114,858</b>	<b>36,233</b>	<b>69,084</b>	<b>499,978</b>
Arms, ammunition, and military stores—										
Cartridge cases—										
Filled . . . . . no.	721,909	228,635	57,427	816,398	951,565	2,062	867	277	6,519	9,487
Empty . . . . . "	228,081	10,628	86,950	210,066	102,500	429	7	83	726	907
<b>Total Cartridge cases . . . . . "</b>	<b>949,990</b>	<b>239,463</b>	<b>94,377</b>	<b>1,026,464</b>	<b>1,144,065</b>	<b>2,491</b>	<b>874</b>	<b>360</b>	<b>7,245</b>	<b>10,374</b>
Explosives—										
Blasting fuse (a) lbs	16,352	44,484	—	2,807	69,966	—	—	—	—	—
" " (no. of coils)	—	—	144,000	12,000	201,600	943	2,707	3,707	449	9,071
" " gelatine lbs	—	—	—	420,300	450,000	—	—	—	28,500	32,665
Dynamite . . . . . "	79,068	42,000	202,608	92,550	165,000	4,358	3,426	9,687	5,341	13,787
Gelatine dynamite . . . . . "	742,112	587,552	881,504	150,500	61,925	43,549	39,524	48,017	8,516	4,207
Other nitrocompound explosives (b) . . . . . "	—	—	—	68,077	100,558	—	—	—	—	—
Detonators (b) . . . . . no.	—	—	—	1,581,200	1,000,500	—	—	—	4,718	10,177
Others . . . . . lbs	220,080	122,632	118,608	52,458	—	15,450	10,699	11,063	8,971	—
<b>Total Explosives . . . . . value</b>	<b>—</b>	<b>—</b>	<b>—</b>	<b>—</b>	<b>—</b>	<b>64,200</b>	<b>56,356</b>	<b>72,474</b>	<b>55,882</b>	<b>72,561</b>
Firearms, and parts thereof . . . . . "	—	—	—	—	—	3,750	2,548	2,216	5,862	10,261
Other sorts . . . . . "	—	—	—	—	—	1,200	1,117	1,521	2,626	4,489
<b>Total value of Arms, Ammunition, and Military Stores . . . . . "</b>	<b>—</b>	<b>—</b>	<b>—</b>	<b>—</b>	<b>—</b>	<b>71,721</b>	<b>60,895</b>	<b>76,571</b>	<b>71,615</b>	<b>97,785</b>
Belting for machinery—										
Of cotton (b) . . . . . value	—	—	—	—	—	—	—	—	—	—
Of leather . . . . . "	—	—	—	—	—	6,301	7,915	—	3,398	21,481
" " other materials . . . . . "	—	—	—	—	—	17,183	15,168	26,617	16,439	18,408
<b>Total value of Belting for machinery . . . . . "</b>	<b>—</b>	<b>—</b>	<b>—</b>	<b>—</b>	<b>—</b>	<b>23,484</b>	<b>23,080</b>	<b>26,617</b>	<b>27,060</b>	<b>89,273</b>

NOTE.—The sterling figures have been converted at the rate of £10=61 for 1919-20 and 1920-21, and £15=61 for earlier years.  
(a) Quantity shown in no. of coils from 1918-19  
(b) Separately recorded from 1919-20

## No. 12—continued

## IMPORTS—continued

PRINCIPAL AND OTHER ARTICLES	QUANTITY					VALUE				
	1916-17	1917-18	1918-19	1919-20	1920-21	1916-17	1917-18	1918-19	1919-20	1920-21
MADRAS—continued FORT ST. GEORGE—continued						£	£	£	£	£
Books, printed, and printed matter (not being stationery), including maps and charts	4,330	4,680	3,888	4,056	6,531	53,743	46,018	43,364	66,324	110,782
Boots and Shoes— Of leather	20,170	9,042	11,182	8,471	15,709	7,845	4,662	5,654	2,369	21,298
“ other materials	19,468	13,424	6,745	4,766	7,708	1,063	929	1,264	1,621	3,511
Total Boots and Shoes	39,638	22,466	17,927	13,237	23,417	8,908	5,591	6,918	3,990	24,809
Brushes and Brooms— Brushes— Paint and Varnish										
Brushes				1,645	3,358				1,451	2,981
Toilet Brushes				4,763	3,815				778	3,048
Other Brushes				3,391	3,070				2,231	3,343
Total Brushes				9,719	10,243				4,460	11,060
Brooms				77					238	
Total of Brushes and Brooms				9,796	10,243				4,698	9,060
Building and Engineering materials, other than of iron, steel, or wood— Bricks (a)— Bricks (other than firebricks)	814,959	125,572	22,580	1,344	9,200	4,776	3,038	145	17	422
Firebricks (b)			380,393	59,412	182,368			5,312	1,410	6,492
Total of Bricks	814,959	125,572	202,973	60,756	191,568	4,776	3,038	5,457	1,427	6,914
Cement	9,791	11,000	212			52,698	71,778	2,359		
Portland (c)				4,454	6,710				68,068	79,380
Other kinds (c)				282	205				4,125	6,300
Total of Cement	9,791	11,000	212	6,736	6,915	52,698	71,778	2,359	70,213	85,680
Pipes of earthenware	18,787	4,594	3,083	102	256	4,139	1,170	1,492	116	317
Other kinds						8,236	8,191	6,034	15,366	19,350
Total value of Building and Engineering materials, other than of iron, steel, or wood						69,840	84,177	15,842	87,181	112,261
Candles of all kinds	375,702	31,109	12,065	88,065	331,212	12,901	1,368	784	7,355	18,599
Canes and Mattans	1,659	2,307	8,232	2,441	1,529	1,733	2,496	3,576	4,813	3,808
Carriages and carts (excluding railway carriages), and parts thereof— Carriages and carts	885	430	108	87	131	4,134	1,185	503	3,706	2,762
Parts of carriages and carts						5,503	3,984	2,573	15,080	32,600
Perambulators and children's go-carts (b)			440	305	577			1,170	941	2,650
Parts of Perambulators and children's go-carts										
Total value of Carriages and carts (excluding railway carriages and parts thereof)						9,637	5,169	4,246	19,667	39,098
Chemicals and Chemical preparations (excluding chemical manures and medicines)— Acids	702	150	76	522	1,077	5,085	723	830	4,221	6,266
Ammonia and salts thereof	345	173	892	724	708	1,136	683	5,830	3,210	5,937
Disinfectants	1,707	2,566	1,691	2,718	1,611	2,629	5,021	3,467	5,115	6,567
Magnesium compound— Chlorine				80	1,256				1,160	2,242
Others				9	273				470	456
Total of Magnesium compounds				89	1,529				1,630	2,698
Potassium compounds— Cyanide of potassium	1,062		1	13	45	5,455		78	312	1,695
Other sorts	369	55	17	60	59	3,457	884	793	511	524
Total Potassium compounds	1,431	55	18	73	104	8,912	884	871	823	2,219
Soda compounds— Bicarbonate of soda (sodium bicarbonate)	10,968	8,156	15,080	5,411	10,158	5,199	4,407	11,196	5,246	11,210
Bicarbonate of soda (c)				2,041	3,319				5,729	37,499
Borax (including boric acid)	1,603	1,764	3,290	399	2,069	3,425	3,610	3,029	1,504	7,462
Caustic Soda (sodium hydroxide)	8,430	14,598	3,255	3,084	14,713	10,070	23,809	14,275	11,393	34,454
Cyanide of sodium (c)				2,000	4,660				14,272	33,044
Sodium carbonate (soda ash and soda crystals)	19,619	31,877	43,725	3,124	20,770	9,023	16,457	27,037	1,946	15,512
Other sorts	14,238	16,455	15,130	1,214	912	71,238	80,945	64,069	4,560	3,373
Total Soda compounds	54,858	72,853	90,490	22,273	66,601	99,015	123,318	123,323	44,746	143,374

NOTE.—The sterling figures have been converted at the rate of R10=£1 for 1919-20 and 1920-21, and R15=£1 for earlier years.  
(a) Subdivided into "Bricks, other than fire bricks" and Fire bricks from 1918-19  
(b) Separately recorded from 1918-19 (c) Separately recorded from 1919-20



TRADE AT CHIEF PORT  
FORT ST. GEORGE

( 138 )

No. 12—continued  
IMPORTS—continued

PRINCIPAL AND OTHER ARTICLES	QUANTITY					VALUE				
	1916-17	1917-18	1918-19	1919-20	1920-21	1916-17	1917-18	1918-19	1919-20	1920-21
<b>MADRAS—continued</b>										
<b>Fort St. George—continued</b>										
<b>Chemicals, etc.—continued</b>										
Sulphur (Brimstone) . . . cwt	9,459	21,755	801	6,901	16,270	5,559	12,161	934	7,653	17,557
Other sorts of chemicals . . . value	—	—	—	—	—	24,823	14,192	9,715	21,271	39,055
Total value of Chemicals and Chemical preparations (excluding chemical manures and medicines) . . .	—	—	—	—	—	146,959	161,976	144,478	87,039	225,073
<b>Clocks and Watches and parts thereof—</b>										
Clocks and timepieces . . . no.	10,111	6,339	6,213	8,091	13,835	4,331	2,348	2,610	4,902	11,361
Watches . . . "	15,236	1,658	10,449	17,447	13,124	12,092	1,320	18,342	24,256	32,408
Parts of clocks and watches . . . value	—	—	—	—	—	442	524	241	290	2,465
Total value of Clocks and Watches and parts thereof . . .	—	—	—	—	—	10,872	4,201	21,203	20,378	46,207
<b>Coal, Coke, and Patent Fuel—</b>										
Coal . . . . . tons	768	..	..	100	..	906	..	..	670	..
Coke . . . . . "	156	..	..	234	..	1,396	..	..	1,927	..
Patent Fuel . . . . . "	..	..	..	80	..	..	..	..	172	..
Total Coal, Coke, and Patent Fuel . . .	910	..	..	360	..	2,302	..	..	2,769	..
Cutlery . . . . . value	—	—	—	—	—	6,935	4,702	4,480	14,278	21,321
<b>Cycles (other than motor cycles) and parts thereof, and accessories—</b>										
Cycles, imported entire or in sections . . . no.	8,168	3,001	1,544	3,307	7,198	11,657	19,461	11,254	32,556	82,528
Parts of cycles and accessories . . . value	—	—	—	—	—	10,529	13,986	7,870	21,390	63,541
Total value of Cycles (other than motor cycles) and parts thereof and accessories . . .	—	—	—	—	—	22,386	33,447	19,124	53,946	146,069
<b>Drugs and medicines (excluding chemicals and narcotics)—</b>										
Camphor . . . . . lbs	293,467	172,065	108,776	57,845	145,609	25,715	21,098	16,559	25,990	51,768
Caesia lignea . . . cwt	576	1,302	1,455	2,585	2,876	907	2,322	2,834	9,266	10,233
Proprietary and patent medicines . . . value	—	—	—	—	—	12,144	10,089	10,528	25,558	21,267
<b>Quinine Salts—</b>										
Quinine Sulphate or Bisulphate . . . lbs	436	357	166	439	1,025	1,395	979	571	1,659	4,002
Other sorts . . . "	83	55	78	89	154	115	211	275	456	1,005
Total of Quinine Salt . . . "	469	312	244	528	1,179	1,510	1,190	846	2,115	5,007
Other sorts of drugs and medicines . . . value	—	—	—	—	—	25,834	17,125	22,312	48,454	57,341
Total value of Drugs and Medicines (excluding chemicals and narcotics) . . .	—	—	—	—	—	66,110	51,824	58,079	111,383	145,621
<b>Dyeing and Tanning substances—</b>										
Cutch and Gambier . . . cwt	166	1,077	2,025	1,660	367	523	2,198	5,551	4,221	731
<b>Dyes obtained from coal tar—</b>										
Alizarine . . . . . lbs	11,650	13,496	403,200	758,190	416,982	6,970	8,998	52,207	90,064	67,384
Aniline . . . . . "	41,864	37,569	11,648	97,187	122,470	10,763	14,903	5,451	24,165	63,985
Others . . . . . "	..	..	..	..	2,320	..	..	..	..	366
Total Dyes obtained from coal tar . . .	53,514	51,065	414,848	855,377	541,781	17,733	23,901	57,658	114,229	131,686
Indigo, Synthetic . . . cwt	..	..	..	..	561	..	..	..	..	10,170
Other sorts (including lac-dye) . . . "	1,664	4,234	21,896	54,706	1,637	5,493	5,459	12,594	34,905	5,582
Total value of Dyeing and Tanning substances . . .	—	—	—	—	—	23,747	31,558	75,603	153,445	149,169

Note.—The sterling figures have been converted at the rate of R10=£1 for 1919-20 and 1920-21, and R15=£1 for earlier years.

No. 12—continued  
IMPORTS—continued

PRINCIPAL AND OTHER ARTICLES	QUANTITY					VALUE				
	1916-17	1917-18	1918-19	1919-20	1920-21	1916-17	1917-18	1918-19	1919-20	1920-21
MADRAS—continued						£	£	£	£	£
FORT ST. GEORGE—continued										
Earthenware and Porcelain (excluding pipes of earthenware) value	—	—	—	—	—	10,535	6,216	9,072	16,387	—
Earthenware (excluding pipes) (a) ..	—	—	—	—	—	—	—	—	—	30,832
Porcelain (a) ..	—	—	—	—	—	—	—	—	—	2,127
Total value of earthenware and Porcelain.	—	—	—	—	—	10,535	6,216	9,072	16,387	32,959
Electroplated ware ..	—	—	—	—	—	2,625	2,340	2,390	4,117	11,143
Fruits and Vegetables—										
Fresh fruits and vegetables value	—	—	—	—	—	376	118	216	362	872
Fruits and vegetables: dried, salted, or preserved, not being canned or bottled tons	130	41	39	73	109	7,603	2,612	2,419	6,904	12,769
Total value of Fruits and Vegetables ..	—	—	—	—	—	7,979	2,730	2,635	7,166	14,641
Furniture and Cabinetware—										
Bedsteads value	—	—	—	—	—	2,597	1,222	1,264	2,708	10,661
Furniture of wood (other than bedsteads) ..	—	—	—	—	—	2,225	2,018	1,557	5,471	12,244
Furniture of other materials (other than bedsteads) ..	—	—	—	—	—	229	659	344	2,449	5,190
Other sorts ..	—	—	—	—	—	392	1,662	2,373	1,805	6,142
Total value of Furniture and Cabinetware ..	—	—	—	—	—	7,473	5,671	5,638	12,491	40,338
Glass and Glassware—										
Bangles value	—	—	—	—	—	2,173	141	250	7,522	25,198
Beads and false pearls cwts	511	201	105	102	1,568	6,124	1,126	1,197	896	24,649
Bottles and Phials—										
Sodawater bottles gross	2,283	2,267	2,245	2,45	4,267	7,226	5,231	5,422	2,272	22,506
Others ..	14,045	15,701	9,980	18,407	18,871	7,242	2,181	5,860	16,742	22,542
Total Bottles and Phials ..	17,928	17,968	12,225	19,252	23,238	15,068	12,412	11,282	20,016	45,137
Funnels, globes, and glass parts of lamps value	—	—	—	—	—	2,815	1,824	2,069	2,229	10,546
Sheet and plate suppl. feet	1,045,782	339,927	222,042	1,259,731	1,656,170	18,609	6,268	5,066	29,277	55,221
Tableware (including decanters, etc.) value	—	—	—	—	—	2,214	1,587	1,265	2,268	6,384
Other glassware ..	—	—	—	—	—	2,293	2,668	2,944	7,215	16,181
Total value of Glass and Glassware ..	—	—	—	—	—	22,406	22,146	26,172	76,183	1,05,216
Grain, Pulse, and Flour—										
Pulse tons	9	12	—	257	—	67	93	—	9,431	—
Rice not in the husk ..	736	967	—	—	—	4,470	5,776	9	2	25
Other sorts ..	1	—	—	1	0	22	13	2	22	262
Total of Grain, Pulse, and Flour ..	746	969	1	258	0	4,575	5,882	11	9,461	297
Gums and Resins—										
Benjamin cwts	4,617	4,622	2,524	4,211	2,081	11,247	11,522	9,621	12,220	9,747
Resin ..	1,222	1,156	556	670	—	1,512	1,600	899	1,227	—
Other sorts ..	172	421	171	4,294	2,226	239	971	649	4,704	2,224
Total Gums and Resins ..	6,022	6,240	3,251	9,175	4,307	12,998	14,103	11,169	27,151	12,021
Hardware, excluding Cutlery and Electroplated ware—										
Agricultural implements value	—	—	—	—	—	2,445	2,222	2,244	2,402	20,225
Buckets of tinned or galvanized iron	—	—	—	—	—	561	647	171	277	2,725
Builders' hardware, such as locks, hinges, door bolts, etc. ..	—	—	—	—	—	19,126	11,409	10,499	17,226	24,226
Domestic hardware, other than enamel led ironware ..	—	—	—	—	—	7,522	2,707	2,996	12,205	20,222

NOTE.—The sterling figures have been converted at the rate of £10=£1 for 1918-20 and 1920-21, and £15=£1 for earlier years  
(a) Separately recorded from 1920-21.

TRADE AT CHIEF PORT  
FORT ST. GEORGE

( 140 )

No. 12—continued  
IMPORTS—continued

PRINCIPAL AND OTHER ARTICLES	QUANTITY					VALUE				
	1916-17	1917-18	1918-19	1919-20	1920-21	1916-17	1917-18	1918-19	1919-20	1920-21
MADRAS—continued						£	£	£	£	£
FORT ST. GEORGE—continued										
Hardware, excluding Cutlery and Electroplated ware—continued										
Enamelled iron-ware . . . value	—	—	—	—	—	3,974	4,133	1,838	5,581	13,744
Implements and tools, other than agricultural implements and machine tools . . .	—	—	—	—	—	20,073	21,842	22,000	50,058	123,632
Lamps, metal . . . no.	44,032	26,596	19,368	76,011	—	4,307	3,310	3,711	13,392	58,962
Parts of lamps, other than glass . . . value	—	—	—	—	—	2,944	3,594	870	2,586	11,512
Saws and strong boxes of metal . . . no.	1,327	333	557	507	994	1,527	767	1,058	2,662	8,504
Stoves . . .	—	—	—	—	14,007	—	—	—	—	7,318
Other sorts . . . value	—	—	—	—	—	90,395	66,742	36,141	200,606	367,963
Total value of Hardware (excluding Cutlery and Electroplated ware)	—	—	—	—	—	156,973	111,445	83,718	312,458	765,256
Hides and Skins, raw—	tons	..	2	..	..					
Hides, raw . . .	= no.	= 25	= 100	= 85	= 44	11	..	169	..	..
Skins, raw . . .	tons	74	48	23	85	5,496	2,232	1,600	19,934	5,442
	= no.	= 66,831	= 37,209	= 23,337	= 97,984					
Total Hides and Skins, raw	tons	74	48	23	85	5,500	2,232	1,769	19,934	5,442
	= no.	= 66,856	= 37,209	= 23,437	= 97,984					
Hops . . . cwt	732	1,096	1,790	204	271	4,831	7,113	15,892	4,366	4,425
Instruments, Apparatus, and Appliances, and parts thereof—										
Electrical, including telegraph and telephone apparatus not being machinery—										
Electric fans and parts thereof . . . value	—	—	—	—	—	3,680	3,036	4,787	6,721	16,302
Electric lamps and parts thereof . . .	—	—	—	—	—	6,618	13,327	4,900	—	—
Electric glow lamps (a) . . .	—	—	—	—	—	—	—	—	2,539	7,892
Electric lamps other sorts (a) . . .	—	—	—	—	—	—	—	—	6,635	3,486
Total value of Electric Lamps and parts thereof	—	—	—	—	—	6,618	13,327	4,900	9,174	11,378
Electric wires and cables . . .	—	—	—	—	—	13,614	9,576	9,190	—	—
Rubber, insulated . . .	—	—	—	—	—	—	—	—	610	16,678
Insulations, other than rubber (a) . . .	—	—	—	—	—	—	—	—	35,222	49,682
Other sorts . . .	—	—	—	—	—	—	—	—	128	1,891
Total value of Electric wires and cables and Telegraph and Telephone Apparatus (a) . . .	—	—	—	—	—	18,614	9,576	9,190	35,960	68,251
Accumulators including parts . . . value	—	—	—	—	—	—	—	—	4,904	7,134
Condensers electric . . .	—	—	—	—	—	—	—	—	—	2,104
Electric lighting accessories and fittings (including switches) . . .	—	—	—	—	—	—	—	—	—	4,834
Electrical Instruments (other than Telegraphic and telephonic)—										
Meters . . .	—	—	—	—	—	—	—	—	—	12,217
Others . . .	—	—	—	—	—	—	—	—	773	4,619
Switch boards (other than telegraph and telephone) . . .	—	—	—	—	—	—	—	—	—	58
Unenumerated . . .	—	—	—	—	—	—	—	—	3,021	3,066
Total value of Electrical, including telegraph and telephone apparatus, not being machinery	—	—	—	—	—	28,817	13,867	20,046	56,314	61,432
Miscellaneous . . . value	—	—	—	—	—	57,679	40,306	38,923	116,776	191,385
	—	—	—	—	—	2,411	1,944	908	2,144	7,694

NOTE.—The sterling figures have been converted at the rate of £10=51 for 1919-20 and 1920-21, and £15=51 for earlier years.  
(a) Separately recorded from 1919-20

## No. 12—continued

## IMPORTS—continued

PRINCIPAL AND OTHER ARTICLES	QUANTITY					VALUE				
	1916-17	1917-18	1918-19	1919-20	1920-21	1916-17	1917-18	1918-19	1919-20	1920-21
<b>MADRAS—continued</b>						£	£	£	£	£
<b>FORT ST. GEORGE—continued</b>										
Instruments, Apparatus, and Appliances, and parts thereof—continued										
Photographic value	—	—	—	—	—	3,070	3,467	2,378	4,800	4,712
Scientific and philosophical	—	—	—	—	—	15,923	11,601	10,754	29,522	69,093
Surgical	—	—	—	—	—	6,424	3,342	1,861	7,185	14,221
Other kinds	—	—	—	—	—	4,168	832	1,521	4,828	11,028
Total value of Instruments, Apparatus, and Appliances, and parts thereof	—	—	—	—	—	88,670	61,492	56,340	165,340	297,128
Jewellery (excluding imitation Jewellery, etc.)—										
Jewellery value	—	—	—	—	—	1,352	308	2,703	10,220	17,211
Plats of gold and silver	—	—	—	—	—	876	549	687	2,818	4,993
Total value of Jewellery	—	—	—	—	—	2,228	857	3,390	12,738	22,204
<b>Lac—</b>										
Stick and seed cwt	169	658	572	932	2,432	485	2,386	2,497	7,806	25,654
Other kinds (excluding lac-dye)	8	..	lb. 50	..	..	77	..	8	..	..
Total lac	177	658	572	932	2,432	562	2,386	2,505	7,806	25,654
<b>Leather—</b>										
Skins, tanned or dressed tons	5	7	1	19	6	3,258	6,458	1,348	14,869	9,253
Unwrought cwt	58	22	12	22	69					
Leather Cloth value	—	—	—	—	—	..	..	..	151	6,527
Manufactures (excluding boots and shoes and belting for machinery)—										
Bags and trunks	—	—	—	—	—	523	385	632	1,806	2,044
Roller skins	—	—	—	—	—	—	—	—	1,040	8,170
Other sorts	—	—	—	—	—	5,024	3,828	3,026	5,300	12,480
Total value of manufactures, etc	—	—	—	—	—	5,547	4,213	3,658	7,652	22,694
Other sorts of leather value	—	—	—	—	—	874	1,016	127	1,369	3,901
Total value of Leather	—	—	—	—	—	12,683	12,765	6,174	25,632	47,585
<b>Liquors (including methylated and perfumed Spirits)—</b>										
<b>Ale, beer and porter—</b>										
<b>Ale and beer—</b>										
In bottle L. galls	60,890	59,721	71,895	55,041	76,854	11,134	19,495	18,717	21,524	32,751
In bulk "	58,132	20,169	620	18,720	55,328	4,791	1,906	57	3,565	12,160
Stout and porter—										
In bottle "	10,818	11,059	5,736	4,293	15,108	2,457	3,342	1,907	2,151	8,284
In bulk "	230	..	..	..	..	25	..	..	..	..
Total Ale, beer, and porter	129,890	120,949	78,201	78,054	147,290	18,407	24,742	20,771	27,240	53,215
<b>Cider and other fermented liquors</b>	2,016	1,226	600	2,111	2,547	559	366	221	1,060	2,246
<b>Spirit—</b>										
Brandy	L. galls. 46,858	25,515	18,752	18,376	49,378	31,321	27,782	22,172	32,549	74,851
	P. galls. 38,053	21,202	13,521	14,500	39,834					
Gin	L. galls. 18,184	5,469	2,970	6,101	13,321	7,530	3,657	3,996	7,966	20,548
	P. galls. 14,011	4,292	2,262	4,922	12,680					
Liqueurs	L. galls. 739	700	266	673	1,286	937	973	417	1,962	3,198
Rum	L. galls. 1,644	1,196	684	2,263	2,677	636	668	334	2,345	1,806
	P. galls. 2,048	1,526	891	2,715	3,805					
Whisky	L. galls. 57,252	62,326	43,750	43,070	54,257	37,310	37,355	51,123	72,099	94,541
	P. galls. 49,000	53,091	35,965	25,044	42,606					
Spirit, present in drugs, medicines, or chemicals	L. galls. 7,547	6,201	4,427	10,440	15,053	10,401	19,532	7,198	19,260	21,908
Spirit, perfumed	1,000	347	402	1,104	1,454	3,124	1,496	2,156	6,483	11,704
Other sorts	3,195	10,559	12,270	39,373	31,538	6,502	5,043	6,320	17,332	17,633
Total Spirit	141,419	113,412	81,521	121,300	172,012	97,771	107,506	98,685	160,596	254,234

NOTE—The sterling figures have been converted at the rate of R100=£1 for 1916-17, 1917-18, and 1918-19, and R16=£1 for earlier years



No. 12—continued  
IMPORTS—continued

PRINCIPAL AND OTHER ARTICLES	QUANTITY					VALUE				
	1916-17	1917-18	1918-19	1919-20	1920-21	1916-17	1917-18	1918-19	1919-20	1920-21
MADRAS—continued FORT ST. GEORGE—continued						£	£	£	£	£
Manures—										
Artificial and mineral manures . . . tons	468	700	..	190	313	5,028	13,363	..	3,073	7,016
Other sorts . . . "	..	..	..	..	530	..	..	..	..	19,392
Total of Manures . . . "	468	700	..	190	843	5,028	13,363	..	3,073	26,408
Matches—										
Safety . . . gross of boxes	276,144	798,788	497,075	312,413	344,719	16,773	69,145	43,841	104,488	111,744
Other sorts . . . "	105,273	164,076	70,350	16,750	12,280	8,459	10,799	9,275	1,937	2,071
Total Matches . . . "	381,417	962,864	567,425	329,163	356,999	25,232	79,944	53,116	106,425	113,815
Metals and Ores—										
Aluminium—										
Unwrought (ingots, blocks and bars, etc.) . . . cwts	..	..	..	1,609	14,405	..	..	..	10,745	39,373
Wrought—										
Circles and sheets . . . "	1	..	..	2,937	6,510	21	..	..	31,731	95,439
Other manufactures . . . "	..	..	..	29	649	..	..	..	453	9,356
Total Aluminium . . . "	1	..	..	4,605	11,654	21	..	..	42,930	147,170
Antifriction metal . . . "	..	..	..	360	66	..	..	..	2,233	756
Brass, Bronze, and similar alloys and manufactures thereof—										
Unwrought . . . "	126	20	10	508	6,153	439	200	144	1,043	22,269
Wrought—										
Mixed or yellow metal, for sheathing . . . "	2,470	..	574	14,287	39,633	16,935	..	5,151	149,498	364,633
Other sorts . . . "	1,394	1,542	322	367	1,202	9,611	12,120	5,439	3,570	16,645
Total Brass, etc. . . "	3,990	1,562	1,106	15,162	47,283	27,085	12,320	10,734	154,999	403,538
Copper—										
Old, for re-manufacture . . . "	23	..	..	43	..	74	..	..	235	..
Unwrought—										
Tiles, ingots, cakes, and bricks . . . "	47	..	..	2,060	3,637	249	..	..	15,694	23,313
Other sorts . . . "	..	..	12	..	..	..	..	104	..	..
Wrought—										
Brassiers and sheets . . . "	360	17	173	11,030	9,908	2,472	209	2,026	13,277	65,438
Wire, excluding wire of telegraph and telephones . . . "	947	1,022	1,797	633	1,508	5,913	9,850	15,725	8,504	16,417
Other manufactures . . . "	620	463	368	2,471	1,260	7,628	3,443	3,639	21,523	21,103
Total Copper . . . "	2,006	1,502	2,348	6,587	13,413	16,333	15,537	21,493	59,538	126,876
German silver . . . "	67	10	13	..	210	1,050	172	131	..	2,773
Iron—										
Pig . . . tons	74	40	..	170	461	541	323	..	2,680	3,147
Manufactures—										
Angle, bolt, and rod . . . "	277	72	18	65	35	5,574	1,684	870	2,161	1,307
Bars and channels . . . "	3,330	2,002	373	1,779	5,731	68,393	31,493	23,167	70,671	209,753
Rice bowls . . . "	20	60	31	90	37	393	1,535	1,043	3,637	5,533
Iron or Steel—										
Anchors and cables . . . "	..	..	43	13	..	..	..	2,303	587	..
Beams, pillars, girders, and bridgework . . . "	756	170	20	1,007	3,933	11,376	4,477	727	30,613	160,113
Bolts and nuts . . . "	231	89	142	249	340	10,869	4,543	3,133	17,375	32,563
Fencing wire (a) . . . "	..	..	..	35	40	..	..	..	1,061	2,326
Hoops and strips . . . "	836	445	346	565	493	13,503	16,176	45,716	25,363	19,636
Nails, rivets, and washers . . . "	3,037	640	312	221	590	56,081	23,739	32,335	15,709	31,431
Old, for re-manufacture . . . "	..	..	326	..	..	..	..	1,056	..	..
Pipes and fittings, cast . . . "	6,095	1,395	924	265	2,032	74,650	27,369	13,303	13,933	35,330
Rails, chains, and fishplates (excluding those for railways) . . . "	1,033	35	5	375	4,033	12,901	637	133	19,750	132,607
Screws . . . "	143	13	53	71	140	7,551	1,644	7,536	10,239	23,770

NOTE.—The sterling figures have been converted at the rate of R10-21 for 1919-20 and 1920-21, and R15-21 for earlier years.  
(a) Separately recorded from 1919-20.

TRADE AT CHIEF PORT  
FORT ST. GEORGE

( 144 )

No. 12—continued  
IMPORTS—continued

PRINCIPAL AND OTHER ARTICLES	QUANTITY					VALUE				
	1916-17	1917-18	1918-19	1919-20	1920-21	1916-17	1917-18	1918-19	1919-20	1920-21
<b>MADRAS—continued</b>						£	£	£	£	£
<b>FORT ST. GEORGE—continued.</b>										
<b>Metals and Ores—continued</b>										
<b>Iron or Steel—continued</b>										
Sheets and plates—										
Galvanised . . . tons	528	245	102	—	—	15,055	8,324	7,557	—	—
Corrugated (a) ..	—	—	—	1,020	1,408	—	—	—	49,658	60,060
Plain (a) ..	—	—	—	432	301	—	—	—	25,186	17,280
Tinned ..	4,150	3,455	2,465	4,002	5,557	110,988	104,291	90,198	182,312	329,581
Not galvanised or tinned ..	1,569	402	274	1,548	3,032	37,141	11,525	17,104	80,071	152,767
Tubes and fittings, wrought ..	1,260	523	583	534	1,131	40,062	20,310	25,615	31,561	118,002
Wire ..	538	270	171	61	118	22,687	13,149	8,137	3,644	8,445
nails (a) ..	—	—	—	728	987	—	—	—	33,292	59,001
Wire Rope ..	—	—	145	—	—	—	—	12,988	—	—
Wire rope—										
Galvanised (a) ..	—	—	—	118	13	—	—	—	10,518	1,772
Black (a) ..	—	—	—	71	211	—	—	—	6,216	24,236
Other manufactures of iron or steel ..	183	300	80	151	102	2,008	1,285	4,083	5,395	7,001
<b>Steel—</b>										
Angle and spring ..	663	226	83	—	—	12,515	6,021	3,363	—	—
Angle (a) ..	—	—	—	413	1,054	—	—	—	16,050	30,824
Spring (a) ..	—	—	—	293	322	—	—	—	9,159	13,601
Bars and channel ..	1,517	321	928	—	—	29,718	10,893	44,958	—	—
Bars (a) ..	—	—	—	2,798	9,045	—	—	—	110,826	207,433
Channels (a) ..	—	—	—	25	60	—	—	—	1,163	2,431
Cast ..	305	85	64	377	—	13,001	5,033	6,946	27,140	—
Tool Steel (b) ..	—	—	—	—	183	—	—	—	—	15,571
High Speed (b)—Carbon (b) ..	—	—	—	—	46	—	—	—	—	2,751
Cast Steel Bars (b) ..	—	—	—	—	431	—	—	—	—	25,514
Other Cast Steel (b) ..	—	—	—	—	96	—	—	—	—	4,384
Ingots, blooms, etc ..	—	—	—	12	—	—	—	—	295	—
<b>Total Iron and Steel ..</b>	<b>25,816</b>	<b>10,793</b>	<b>3,576</b>	<b>17,776</b>	<b>42,867</b>	<b>554,007</b>	<b>314,693</b>	<b>385,000</b>	<b>815,831</b>	<b>1,916,090</b>
<b>Lead—</b>										
Unwrought .. cwt's	695	240	108	—	—	1,173	484	208	—	—
Pig ..	680	240	101	1,783	1,733	1,146	483	188	3,323	3,601
Other sorts ..	15	—	7	1	2	28	—	20	—	6
Wrought ..	4,070	427	1,988	—	—	10,413	977	5,706	—	—
Sheets, pipes and tubes ..	4,103	33	173	969	874	8,514	70	584	2,162	2,677
Sheets, for tea chests ..	—	—	1,798	686	1,235	—	—	5,031	2,873	4,155
Other sorts ..	867	395	18	801	623	1,898	909	91	3,313	2,580
<b>Total Lead ..</b>	<b>5,665</b>	<b>667</b>	<b>2,096</b>	<b>4,380</b>	<b>4,407</b>	<b>11,586</b>	<b>1,461</b>	<b>5,914</b>	<b>11,476</b>	<b>13,109</b>
Quicksilver .. lbs	16,444	7,754	4,322	16,230	7,109	4,048	2,404	1,687	6,651	2,469
Bolder Tin—	825	195	11	98	92	4,536	1,340	95	968	959
Unwrought (blocks, ingots, bars and slabs) ..	3,006	1,947	2,343	4,902	4,026	23,335	30,768	21,010	83,273	63,410
Wrought (including plates of sheets, not being tinned iron) ..	140	9	16	568	12	742	177	322	3,062	359
<b>Total Tin</b>	<b>3,146</b>	<b>1,956</b>	<b>2,359</b>	<b>5,470</b>	<b>4,038</b>	<b>29,078</b>	<b>20,945</b>	<b>21,332</b>	<b>86,335</b>	<b>63,769</b>
Zinc or spelter—										
Unwrought ..	—	—	600	774	1,453	—	—	2,400	2,804	4,802
Wrought or manufactured ..	1,433	3,010	44	847	4,279	7,920	11,142	137	2,700	20,563
Other sorts ..	—	734	4	244	410	—	2,939	9	465	1,335
<b>Total Zinc or spelter ..</b>	<b>1,433</b>	<b>2,733</b>	<b>648</b>	<b>1,865</b>	<b>6,142</b>	<b>7,920</b>	<b>13,981</b>	<b>2,346</b>	<b>5,969</b>	<b>26,700</b>
Metals, unenumerated ..	579	367	525	1,604	3,357	2,644	1,521	3,644	8,668	18,554
<b>Total Metals and Ores tons</b>	<b>26,700</b>	<b>11,243</b>	<b>9,081</b>	<b>19,786</b>	<b>47,406</b>	<b>6,58,258</b>	<b>3,84,374</b>	<b>4,82,566</b>	<b>11,95,605</b>	<b>27,23,374</b>

NOTE.—The sterling figures have been converted at the rate of R10=£1 for 1919-20 and 1920-21, and R15=£1 for earlier years.  
(a) Separately recorded from 1919-20  
(b) " " " " 1920-21

No. 12—continued  
IMPORTS—continued

PRINCIPAL AND OTHER ARTICLES	QUANTITY					VALUE				
	1916-17	1917-18	1918-19	1919-20	1920-21	1916-17	1917-18	1918-19	1919-20	1920-21
<b>MADRAS—continued</b> <b>FORT ST. GEORGE—continued</b>						£	£	£	£	£
<b>Motor Cars and Motor Cycles, motor wagons and parts thereof—</b>										
Motor cars no.	557	64	6	056	1,678	108,921	12,839	2,108	243,216	770,504
cycles "	350	58	68	441	728	16,674	2,672	2,204	22,254	72,157
wagons "	107	3	3	107	280	37,984	1,681	1,121	40,927	161,702
Parts of Motor Cars and Motor Cycles and accessories value	—	—	—	—	—	37,481	19,050	10,631	60,328	145,307
<b>Total value of Motor Cars and Motor Cycles and parts thereof</b>	—	—	—	—	—	200,060	36,462	17,254	366,725	1,149,670
<b>Oils—</b>										
<b>Mineral—</b>										
Fuel oils galls.	2,900,901	2,415,009	2,282,128	2,950,214	3,854,121	28,337	25,253	22,906	53,655	101,617
Kerosene in bulk "	5,029,506	2,102,056	834,301	10,445,054	4,351,506	180,260	70,037	84,762	615,590	287,070
in tins "	29,297	267,798	..	120,828	78,003	1,672	14,447	..	16,024	9,189
Lubricating oils "	675,767	711,108	812,866	..	..	50,953	54,267	25,073	..	..
<b>Lubricating oils—</b>										
Batching oil "	—	—	—	—	60,263	—	—	—	—	11,078
Other Lubricating oils(a) "	—	—	—	713,331	918,620	—	—	—	99,939	172,563
Paints, solutions and composition flashing below 76° F. Petroleum, dangerous flashing below 76° F. (Benzene, Benzol Petrol and other motor spirits) "	..	..	4,985	75	..	..	..	612	46	..
Other kinds "	7,352	425	287	..	4,294	802	149	64	..	389
<b>Vegetable, not essential—</b>										
Linseed cwts.	—	—	—	618	1,450	—	—	—	—	—
galls.	12,111	1,550	109	7,609	17,515	3,176	424	59	4,375	21,802
Other sorts cwts.	—	—	—	149	307	—	—	—	—	—
galls.	12,127	11,185	409	1,702	3,776	1,263	1,108	124	390	4,455
Other sorts of oils "	1,052	295	407	708	..	1,250	518	525	1,328	..
<b>Total Oils</b>	<b>9,163,213</b>	<b>5,734,414</b>	<b>3,435,482</b>	<b>14,251,521</b>	<b>9,283,207</b>	<b>256,863</b>	<b>104,454</b>	<b>84,134</b>	<b>708,577</b>	<b>578,206</b>
<b>Paints and Painter's materials—</b>										
<b>Paints and Colours—</b>										
Enamels prepared cwts.	—	—	—	—	382	—	—	—	—	3,999
Graphite (b) "	—	—	7	181	413	—	—	112	475	569
White and red lead "	1,227	619	1,885	—	—	3,124	1,787	8,465	—	—
<b>Red Lead(a)—</b>										
Genuine, dry "	—	—	—	340	950	—	—	—	1,355	2,858
Reduced, dry "	—	—	—	316	..	—	—	—	975	..
<b>White Lead(a)—</b>										
Genuine, dry "	—	—	—	115	278	—	—	—	553	1,234
Reduced, " "	—	—	—	28	18	—	—	—	87	92
Genuine, moist "	—	—	—	2,552	527	—	—	—	7,763	2,229
Reduced, " "	—	—	—	2	651	—	—	—	5	3,123
<b>Zinc white (a)—</b>										
Genuine, dry "	—	—	—	68	445	—	—	—	210	1,590
Reduced, " "	—	—	—	654	483	—	—	—	1,301	1,440
Genuine, moist "	—	—	—	39	32	—	—	—	217	114
<b>Blue paint or Paris Blue(a)</b>	—	—	—	14	30	—	—	—	62	109
Other sorts "	15,756	6,397	6,339	10,641	37,631	31,062	17,119	16,946	43,029	91,718
<b>Painter's materials (other than paints and colours)—</b>										
Turpentine "	640	322	307	—	913	2,232	855	1,879	—	5,485
Genuine Turpentine(a) "	—	—	—	190	353	—	—	—	1,815	819
Turpentine substitute (a) "	—	—	—	722	..	—	—	—	1,465	..
Varnish (a) "	—	—	—	2,497	2,831	—	—	—	22,553	28,911
Other kinds value	—	—	—	—	..	7,549	6,661	4,379	5,709	9,449
<b>Total value of Paints and Painter's materials</b>	—	—	—	—	..	44,857	26,422	30,604	87,804	154,089

NOTE.—The sterling figures have been converted at the rate of R10=£1 for 1919-20 and 1920-21, and R15=£1 for earlier years.

(a) Separately recorded from 1919-20

(b) " " " 1918-19



TRADE AT CHIEF PORT  
FORT ST. GEORGE

( 146 )

No. 12—continued

IMPORTS—continued

PRINCIPAL AND OTHER ARTICLES	QUANTITY					VALUE				
	1916-17	1917-18	1918-19	1919-20	1920-21	1916-17	1917-18	1918-19	1919-20	1920-21
MADEAS—continued										
FORT ST. GEORGE—continued										
Paper and Pasteboard—										
Paper—										
Packing paper . . . cwt	2,474	778	1,559	600	4,066	4,368	1,688	6,002	2,125	27,408
Printing paper . . .	45,478	21,788	47,672	11,570	68,258	101,464	56,276	154,906	89,476	482,163
Writing paper and envelopes value	—	—	—	—	39,561	83,354	48,580	56,958	60,341	308,010
Other kinds of paper (a) . . . cwt	16,886	15,867	10,900	—	—	48,261	68,781	55,002	—	—
Other kinds of paper . . .	—	—	—	14,969	24,768	—	—	—	50,266	104,252
Paper manufactures (b) value	—	—	—	—	9,777	—	—	40,308	13,446	71,898
Pasteboard, mill-board, and cardboard of all kinds . . . cwt	7,992	10,599	16,378	14,248	17,241	6,847	20,978	37,628	37,808	43,591
Total value of Paper and Pasteboard . . .	—	—	—	—	—	239,284	186,226	350,808	215,462	987,817
Pitch, Tar and Dammer—										
Coal tar and pitch (c) . . .	—	—	—	14,090	18,401	—	—	—	8,510	9,913
Stockholm tar and pitch (c) . . .	—	—	—	250	68	—	—	—	356	146
Total Pitch, Tar, and Dammer . . .	29,000	13,920	17,045	14,340	18,450	6,649	4,978	11,038	8,865	10,059
Polishes—										
Polishes and compositions for application to leather value	—	—	—	—	—	3,284	2,010	2,254	5,798	18,819
Other polishes . . .	—	—	—	—	—	1,797	1,234	1,182	2,224	3,666
Total of polishes	—	—	—	—	—	5,081	3,244	3,436	8,017	17,485
Porcelain Tiles and Pearls, unset . . .	—	—	—	—	—	9,718	291	4,918	—	70,222
Printing and lithographing machinery and materials (excluding paper)—										
Printing and lithographing presses . . .	—	—	—	—	—	2,451	1,878	1,562	4,821	19,805
Printing type . . . cwt	307	449	140	150	430	1,729	2,895	1,520	2,692	11,613
Printers and Lithographers' ink (e) value	—	—	—	—	—	—	—	—	5,070	9,009
Other materials . . .	—	—	—	—	—	5,259	3,166	5,821	3,478	10,086
Total value of Printing and Lithographing Machinery and Materials (excluding paper) . . .	—	—	—	—	—	9,439	7,939	8,908	16,061	49,513
Provisions and Oilman's stores—										
Bacon and hams . . . cwt	799	188	220	668	1,022	6,058	3,244	2,448	8,181	18,208
Biscuits and cakes . . .	9,794	1,660	600	3,253	4,290	41,298	6,849	2,978	28,116	45,977
Butter (including ghee) . . .	12	2	—	13	—	23	21	—	178	—
Cheese (including canned) . . .	702	154	181	427	1,179	5,708	1,286	1,099	4,686	18,074
Cocoa and chocolate . . .	674	116	100	901	1,284	6,966	1,418	1,686	2,668	28,182
Ferrous and patent foods . . .	36,656	41,814	87,469	43,972	33,676	54,987	75,966	84,228	111,511	119,734
Linglase (e) . . .	—	—	—	86	—	—	—	—	1,002	—
Jams and jellies . . .	3,260	441	177	351	1,506	8,267	1,556	766	7,712	14,690
Milk, condensed and preserved (including milk cream) . . .	4,649	4,221	2,637	5,372	5,245	18,426	19,013	12,490	36,880	42,981
Pickles, chutnies, sauces and condiments . . .	66	593	626	419	668	3,523	3,061	4,244	3,778	7,932
Other sorts of provisions—										
Canned and bottled provisions (not specified elsewhere) . . .	3,357	1,308	1,419	—	—	15,614	5,924	7,207	—	—
Canned and bottled provisions (not specified elsewhere)—										
Canned or bottled fruits . . .	—	—	—	—	1,019	—	—	—	—	17,194
Tinned or canned fish (e) . . .	—	—	—	398	1,040	—	—	—	2,809	10,236
Others (e) . . .	—	—	—	2,058	2,902	—	—	—	15,126	35,267
All other kinds value	—	—	—	—	—	15,970	7,397	13,927	17,518	19,978
Total value of Provisions, etc. . .	—	—	—	—	—	177,879	126,256	131,923	241,766	378,398

NOTE—The sterling figures have been converted at the rate of R10=£1 for 1919-20 and 1920-21, and R15=£1 for earlier years  
 (a) Figures prior to April 1918 include paper manufactures  
 (b) Separately recorded from 1918-19  
 (c) " " " " 1919-20

No. 12—continued

IMPORTS—continued

PRINCIPAL AND OTHER ARTICLES	QUANTITY					VALUE				
	1916-17	1917-18	1918-19	1919-20	1920-21	1916-17	1917-18	1918-19	1919-20	1920-21
<b>MADRAS—continued.</b>										
<b>FORT ST. GEORGE—continued</b>										
Railway plant and rolling-stock—										
Carriges and wagons and parts thereof value	—	—	—	—	—	124,757	29,740	20,221	152,039	68,506
Locomotive engines and tenders and parts thereof	—	—	—	—	—	26,826	23,228	25,023	72,242	604,116
Materials for construction—										
Bridgework tons	292	..	..	240	554	7,832	..	..	6,462	19,627
Balls, chairs, and fish-plates of steel or iron	3,336	8	..	6,747	836	60,755	394	..	133,622	14,008
Sleepers and keys of steel or iron	169	..	..	242	..	2,868	..	..	3,680	..
Sleepers of wood	1	..	..	..	4,127	8	..	..	..	61,448
Other kinds of materials	1,326	109	27	1,082	309	23,962	4,049	1,188	32,424	20,447
Total value of Railway Plant and Rolling-stock	—	—	—	—	—	227,098	58,171	66,497	397,970	1,408,304
<b>Rubber—</b>										
Raw lbs	..	42	..	..	952	..	7	..	..	203
Manufactures—										
Tyres for motor cars and motor cycles no.	5,505	8,790	14,024	3,733	..	19,159	21,057	20,961	60,962	68,725
Tubes for motor tyres	6,402	7,248	11,078	4,908	..	4,611	6,555	6,178	7,827	18,191
Other manufactures (except apparel and boots and shoes) value	—	—	—	—	—	24,820	21,906	24,671	41,808	87,214
Total value of Rubber	—	—	—	—	—	48,659	60,185	61,810	110,718	194,803
<b>Seeds—</b>										
Oil seeds—										
Non-essential—										
Copra or Coconut Kernel	..	..	1,000	138	..	..	..	9,027	4,569	..
All other sorts	5	6	5	28	20	243	315	323	3,076	1,149
Total of seeds	5	6	1,005	176	20	243	315	19,392	7,645	1,149
<b>Soap—</b>										
Household and laundry soap in bars or tablets cwts	23,852	17,120	14,976	3,719	..	40,735	24,650	46,666	17,605	80,587
Toilet soap	8,154	1,856	2,272	3,347	..	29,421	10,176	15,927	42,580	69,016
Other sorts	240	192	30	921	..	585	340	79	3,148	1,017
Total Soap	32,246	19,168	17,278	7,987	..	79,741	45,166	62,672	63,333	150,620
<b>Spices—</b>										
Betelnuts	14,517	16,189	25,707	5,128	4,111	15,544	15,140	21,547	9,406	7,271
Cardamoms	271	152	..	72	..	1,192	806	414	680	..
Cassia	291	107	..	160	..	447	165	..	569	..
Cloves	..	..	..	..	..	..	..	1	2	..
Nutmegs	..	..	2,278	1,265	877	..	..	6,409	6,741	2,551
Pepper	4,227	2,168	956	1,133	742	12,962	7,147	8,190	4,464	2,572
Other sorts	1,501	773	412	322	410	1,859	2,348	2,141	3,104	3,441
Total Spices	19,607	19,389	29,445	8,095	6,140	31,904	25,626	44,802	23,936	16,986
<b>Starch and Farina—</b>										
Starch and Farina (a)	556	331	..	..	..	887	709	..	..	..
Starch (b)	..	..	14,544	4,844	..	..	..	8,467	9,490	3,426
Farina and potato flour (b)	..	..	2,407	14	..	..	..	2,592	87	..
Total of Starch and Farina	556	331	16,951	4,858	..	887	709	11,059	9,547	3,426
<b>Stationery (excluding paper) value</b>										
..	..	..	..	..	..	65,063	27,476	28,834	64,178	127,516
<b>Sugar—</b>										
16 Dutch Standard and above tons	10,672	29,284	27,637	7,536	6,227	225,126	674,877	760,400	633,408	471,167
15 Dutch Standard and below	..	..	..	..	..	..	..	..	..	..
Inclases	4,576	..	..	..	1,970	2,933	..	..	..	25,899
Confectionery	279	9	25	153	217	21,296	991	2,640	19,102	45,265
Saccharin	..	..	..	..	..	92	..	333	655	..
Best sugar	..	..	..	..	..	..	..	..	12	6,402
Other kinds of sugar	..	..	..	..	56	..	..	..	..	..
Total Sugar	15,527	29,293	27,672	7,699	8,630	295,457	675,868	763,403	653,246	548,923
Tallow and Stearine, etc. cwts	1,517	1,125	801	400	2,745	2,656	1,969	1,775	1,766	11,549

NOTE.—The sterling figures have been converted at the rate of £10=£1 for 1919-20 and 1920-21, and £15=£1 for earlier years  
(a) Subdivided into "Starch" and "Farina" and potato flour from 1918-19  
(b) Separately recorded from 1918-19

TRADE AT CHIEF PORT  
FORT ST. GEORGE

148

No. 12—continued  
IMPORTS—continued

PRINCIPAL AND OTHER ARTICLES	QUANTITY					VALUE				
	1916-17	1917-18	1918-19	1919-20	1920-21	1916-17	1917-18	1918-19	1919-20	1920-21
MADRAS—continued						£	£	£	£	£
Fort St. George—continued										
Tea-chests, entire or in section—										
Of iron or steel or other metal . . . . . value	—	—	—	—	—	—	—	—	22,596	22,951
Of wood . . . . . "	—	—	—	—	—	25,039	21,009	23,449	22,032	19,047
Total of Tea-chests, etc. "	—	—	—	—	—	25,039	21,009	23,449	44,628	41,998
Textiles—										
Cotton—										
Twist and yarn—										
Grey Nos. 1 to 30 lbs	24,800	10,400	50,000	39,500	310,540	1,551	861	4,533	8,525	63,638
" 31 to 40 "	765,310	389,690	88,000	135,736	1,153,248	48,910	33,846	14,009	37,970	293,062
" 41 to 50 "	241,700	58,001	46,450	97,250	301,105	17,041	7,709	10,912	20,728	90,139
Above No. 50 "	243,620	66,085	122,805	—	—	20,929	11,727	36,031	—	—
Nos. 51 to 60(a) "	—	—	—	134,670	431,365	—	—	—	43,654	166,884
" 61 to 100(a) "	—	—	—	70,000	66,001	—	—	—	26,388	30,634
Above No. 100(a) "	—	—	—	21,000	13,995	—	—	—	12,616	7,900
Orange, red, and other colours—										
Nos. 1 to 20 "	305,875	98,295	54,426	2,000	14,130	22,731	11,637	7,998	460	3,738
" 21 to 30 "	177,300	32,050	8,110	6,120	30,530	13,937	4,745	1,159	1,703	3,213
" 31 to 40 "	3,787,330	3,246,906	1,905,371	1,782,555	3,234,296	399,954	555,619	389,263	583,010	1,094,273
" 41 to 50 "	31,316	—	11,500	1,000	315,309	2,831	—	2,720	300	104,858
Above No. 50 "	405,481	851,100	860,229	362,940	455,333	71,107	96,012	120,630	176,426	277,309
Bleached (white) (a) "	—	—	—	53,000	48,097	—	—	—	35,395	23,550
Mercurised cotton yarn "	15,357	9,857	5,590	884	6,511	2,604	3,029	1,893	600	3,641
Unspecified descriptions of Twist and Yarn . . . . . "	1,541,953	787,763	1,309,836	224,850	—	150,523	159,980	387,704	91,541	—
Total Twist and Yarn . . . . . "	7,540,043	6,023,647	8,968,367	2,931,405	6,379,455	752,393	885,165	976,852	1,039,525	2,167,729
Manufactures—										
Canvas . . . . . yards	13,302	3,284	4,962	9,055	53,220	959	701	555	1,840	13,368
Handkerchiefs and shawls in the piece . . . . . no.	98,348	14,854	17,584	—	—	1,142	490	188	—	—
Handkerchiefs (a) . . . . . "	—	—	—	12,250	34,634	—	—	—	308	1,092
Shawls (a) . . . . . "	—	—	—	48	108	—	—	—	17	80
Hosiery . . . . . value	—	—	—	—	—	8,948	4,570	1,865	4,036	12,809
Piece goods—										
Grey (unbleached)—										
Dhatis, saris, and scarves . . . . . yards	4,363,534	3,959,107	2,702,333	—	—	80,565	96,632	103,618	—	—
Drills and jeans . . . . . "	81,031	48,005	73,200	—	—	1,745	1,660	2,554	—	—
Jaconets, including Madapollams, Mulis, and Cambrics . . . . . "	12,377,906	11,006,059	9,631,858	—	—	326,203	301,631	406,011	—	—
Longcloth and shirtings . . . . . "	11,754,359	5,339,910	2,377,417	—	—	177,802	111,789	33,411	—	—
Other kinds . . . . . "	31,268	4,609	4,619	—	—	832	187	503	—	—
Total Grey (unbleached) . . . . . "	34,903,018	20,357,690	14,779,427	—	—	537,147	511,899	508,102	—	—
Grey (unbleached)—										
Plain Grey(a)—										
Dhatis, Saris and Scarves . . . . . "	—	—	—	845,563	120,147	—	—	—	55,587	7,449
Drills and Jeans . . . . . "	—	—	—	72,000	90,675	—	—	—	4,217	6,773
Jaconets including Madapollams, Mulis, and Cambrics . . . . . "	—	—	—	9,758,933	7,699,263	—	—	—	641,618	501,724
Longcloth and Shirtings . . . . . "	—	—	—	3,557,836	5,834,757	—	—	—	184,951	336,624
Sheetings . . . . . "	—	—	—	35,163	—	—	—	—	2,525	—
Other kinds . . . . . "	—	—	—	26,300	13,474	—	—	—	1,825	1,976
Total Plain Grey . . . . . "	—	—	—	14,296,343	13,868,316	—	—	—	790,723	854,546

NOTE.—The sterling figures have been converted at the rate of R10=£1 for 1919-20 and 1920-21, and R15=£1 for earlier years  
(a) Separately recorded from 1919-20

## No. 12—continued

## IMPORTS—continued

PRINCIPAL AND OTHER ARTICLES	QUANTITY					VALUE				
	1916-17	1917-18	1918-19	1919-20	1920-21	1916-17	1917-18	1918-19	1919-20	1920-21
MADRAS—continued						£	£	£	£	£
FORT ST. GEORGE—continued										
Taxiles—contd.										
Cotton—contd.										
Manufactures—contd.										
Piece goods—contd.										
Grey (unbleached)—contd.										
Bordered Grey(a)—										
Dhutis, Saris and Scarves yards	—	—	—	8,537,030	9,189,848	—	—	—	223,558	618,596
Other kinds "	—	—	—	27,452	15,533	—	—	—	1,379	3,127
Total Bordered Grey "	—	—	—	3,564,482	9,205,381	—	—	—	225,437	614,723
Total Grey (unbleached) Plain and Bordered "	34,603,018	20,257,690	14,779,427	17,860,825	23,013,497	587,147	511,809	508,103	1,016,160	1,469,269
White (bleached)—										
Checks, Spots and Stripes "	75,396	17,805	20,990	12,664	69,577	1,412	492	1,344	996	5,609
Dhutis, Saris, and Scarves "	1,451,843	615,119	333,106	596,836	1,041,686	30,485	17,499	13,331	37,605	65,217
Drills and Jeans Jaconets, Madapollams, Mulls, Cambrics, and Muslins "	25,159	8,320	32,916	2,726	13,345	934	406	1,773	274	1,547
Lawns (b) Longcloths and shirtings "	—	—	80,064	65,044	164,053	—	—	2,717	3,604	11,220
Mulls "	—	12,305,608	6,213,428	7,059,086	7,297,912	—	378,135	261,118	455,333	485,418
Nainsooks "	4,014,368	7,811,647	1,144,221	2,744,092	4,617,339	65,135	114,535	31,295	123,583	235,159
Twills "	127,143	97,604	32,583	92,373	183,325	2,700	2,915	1,296	6,589	10,724
Other kinds "	274,442	377,161	77,050	85,313	132,191	8,448	18,370	6,177	8,326	17,175
Total White (bleached) "	22,233,018	21,023,739	8,641,717	11,672,295	15,777,607	460,097	591,331	348,434	697,121	983,394
Coloured, printed, or dyed—										
Cambrics, including Madapollams, Muslins, Mulls, and Jaconets "	8,310,372	1,877,706	995,314	—	—	61,925	41,602	29,739	—	—
Checks, Spots, and Stripes "	190,733	66,230	8,297	—	—	4,241	2,149	714	—	—
Dhutis (including langis) "	181,248	154,870	91,508	—	—	4,129	4,624	2,519	—	—
Drills and Jeans "	18,859	144,830	55,939	—	—	692	6,177	2,437	—	—
Prints and Chintz "	10,809,074	10,934,567	7,533,796	—	—	210,102	271,608	262,943	—	—
Saris and Scarves "	12,363,679	12,355,613	4,078,478	—	—	331,144	359,470	113,220	—	—
Shirtings "	1,547,598	1,005,320	599,168	—	—	23,524	27,901	22,069	—	—
Twills "	68,249	113,137	4,618	—	—	1,823	3,308	307	—	—
Other kinds "	2,790,717	1,354,698	560,198	—	—	76,690	45,329	20,452	—	—
Total Printed Goods "	—	—	—	5,627,543	17,443,782	—	—	—	323,230	1,160,894
Printed goods(a)—										
Cambrics, including Madapollams, Muslins, Mulls and Jaconets "	—	—	—	106,210	238,671	—	—	—	5,626	16,454
Checks, Spots and Stripes "	—	—	—	10,416	24,942	—	—	—	687	2,201
Drills and Jeans "	—	—	—	3,597	75,005	—	—	—	1,900	5,164
Prints and Chintz "	—	—	—	3,537,441	10,849,149	—	—	—	193,013	645,047
Saris and Scarves "	—	—	—	1,755,072	5,926,379	—	—	—	106,306	406,516
Shirtings "	—	—	—	15,951	130,635	—	—	—	1,235	9,332
Other kinds "	—	—	—	198,047	148,501	—	—	—	16,143	15,680
Total Printed Goods "	—	—	—	—	—	—	—	—	—	—
Dyed goods(a)—										
Cambrics, including Madapollams, Muslins, Mulls and Jaconets "	—	—	—	814,596	1,517,749	—	—	—	33,075	67,235
Prints and Chintz "	—	—	—	1,565,430	779,619	—	—	—	96,168	51,672
Saris and Scarves "	—	—	—	812,662	266,249	—	—	—	50,902	16,476
Shirtings "	—	—	—	346,565	1,517,279	—	—	—	43,738	51,099
Twills "	—	—	—	19,227	8,242	—	—	—	1,516	2,172
Other kinds "	—	—	—	498,129	1,035,055	—	—	—	42,417	112,519
Total Dyed Goods "	—	—	—	4,556,629	5,124,196	—	—	—	262,716	330,905

NOTE.—The sterling figures have been converted at the rate of R10=£1 for 1919-20 and 1920-21, and R15=£1 for earlier years

(a) Separately recorded from 1919-20

(b) " " " " 1918-19

TRADE AT CHIEF PORT  
FORT ST. GEORGE

(1150)

No. 12—continued

IMPORTS—continued

PRINCIPAL AND OTHER ARTICLES	QUANTITY					VALUE				
	1916-17	1917-18	1918-19	1919-20	1920-21	1916-17	1917-18	1918-19	1919-20	1920-21
<b>MADRAS—continued</b>										
<b>Fort St. George—continued</b>										
<b>Textiles—contd.</b>										
<b>Cotton—contd.</b>										
<b>Manufactures—contd.</b>										
<b>Piecegoods—continued</b>										
<b>Coloured, printed or dyed—continued</b>										
<b>Woven coloured Goods (a)—</b>										
<b>Cambrics, including Madras polliams, Muslins, Mulls and Jaconets</b> yards	—	—	—	—	44,060	—	—	—	—	2,64
<b>Checks, Spots and Stripes</b> "	—	—	—	158,726	89,226	—	—	—	10,327	9,292
<b>Drills and Jeans</b> "	—	—	—	—	22,459	—	—	—	—	2,168
<b>Baris and Scarves</b> "	—	—	—	392,796	7,000	—	—	—	24,448	550
<b>Shirtings</b> "	—	—	—	167,252	52,594	—	—	—	9,258	6,642
<b>Other kinds</b> "	—	—	—	120,094	40,389	—	—	—	8,237	3,804
<b>Total Woven coloured goods</b> "	—	—	—	838,868	255,738	—	—	—	62,205	25,118
<b>Total Woven coloured, Printed, or dyed</b> "	31,300,459	28,007,321	18,927,366	11,022,040	22,823,716	724,271	702,668	515,540	638,211	1,456,977
<b>Fents of all descriptions</b> "	358,784	324,913	105,247	215,718	351,312	4,893	6,247	2,519	7,508	15,415
<b>Total goods</b> Piece	33,541,179	70,613,663	37,453,757	40,771,878	61,966,032	1,776,408	1,902,685	1,404,704	2,350,000	3,925,055
<b>Rope</b> lbs	22,316	81,021	16,915	—	2,798	1,754	3,231	3,055	—	592
<b>Thread, sewing</b> "	72,886	44,400	44,474	38,646	4,177	13,937	13,125	15,061	16,148	30,725
<b>Other sorts of manufactures</b> value	—	—	—	—	—	6,029	1,923	2,331	8,623	24,543
<b>Total value of Cotton manufactures (other than piece goods)</b>	—	—	—	—	—	31,310	23,389	23,100	29,176	83,799
<b>Total Value of Cotton Goods (excluding Twist and Yarn)</b>	—	—	—	—	—	1,808,218	1,926,024	1,487,494	2,388,479	4,008,854
<b>Other kinds of cotton (Textiles)</b> value	—	—	—	—	—	—	—	—	246	—
<b>Total value of Cotton Textiles</b>	—	—	—	—	—	2,560,611	2,611,190	2,464,957	3,428,250	6,170,583
<b>Flax—</b>										
<b>Canvas</b> yards	69,719	29,323	12,110	14,430	24,043	4,519	2,859	1,242	1,473	10,323
<b>Piece goods</b> "	47,034	13,674	14,619	9,022	8,456	2,233	1,126	1,819	1,460	1,762
<b>Thread, sewing</b> lbs	18,531	9,995	8,613	5,819	7,973	2,098	2,132	2,528	2,144	4,101
<b>Other sorts</b> value	—	—	—	—	—	2,946	1,340	1,786	6,139	7,129
<b>Total value of Flax</b>	—	—	—	—	—	11,546	7,457	7,375	11,275	23,315
<b>Haberdashery and Millinery</b> value	—	—	—	—	—	47,534	34,500	27,439	42,178	—
<b>Lace and Embroidery</b> "	—	—	—	—	—	—	—	—	—	1,702
<b>Towels not in the piece</b> lbs & No.	—	—	—	—	3,237	—	—	—	—	1,401
<b>Other sorts</b> value	—	—	—	—	6,423	—	—	—	—	94,331
<b>Total value of Haberdashery and Millinery</b>	—	—	—	—	—	47,534	34,500	27,439	42,178	97,434
<b>Jute—</b>										
<b>Canvas</b> yards	49,122	6,209	1,328	16,545	21,310	1,399	260	141	1,588	4,422
<b>Gunny bags</b> no.	136,773	134,215	120,790	16,221	420	3,062	3,578	4,162	809	49
<b>Other kinds</b> value	—	—	—	—	—	592	507	320	1,130	1,599
<b>Total value of Jute</b>	—	—	—	—	—	4,963	4,345	4,623	3,577	6,070

NOTE.—The sterling figures have been converted at the rate of R10=£1 for 1919-20 and 1920-21, and R 15=£1 for earlier years.  
(a) Separately recorded from 1919-20

No. 12—continued

IMPORTS—continued

PRINCIPAL AND OTHER ARTICLES	QUANTITY					VALUE				
	1916-17	1917-18	1918-19	1919-20	1920-21	1916-17	1917-18	1918-19	1919-20	1920-21
MADRAS—continued						£	£	£	£	£
FORT ST. GEORGE—continued										
Textiles—concluded										
Silk—										
Raw . . . lbs	511	4,018	—	28,290	15,279	205	2,421	..	21,755	11,553
Manufactures—										
Silk piece goods yards	88,512	76,466	56,170	91,865	226,311	9,762	8,056	6,842	13,046	42,180
Other sorts . . . value	—	—	—	—	—	1,605	978	1,526	4,786	6,465
Total value of Silk	—	—	—	—	—	11,572	11,455	8,428	39,587	60,228
Wool—										
Yarn and knitting wool lbs	12,656	10,361	5,227	1,849	19,568	2,539	2,128	2,265	623	10,026
Carpets and rugs . . .	24,306	7,449	5,661	7,015	12,524	2,767	1,222	961	2,222	4,658
Hosiery . . . "	18,486	14,228	5,358	4,517	10,120	3,942	2,328	1,608	2,201	6,287
Piece goods . . . yards	428,045	459,602	128,058	58,062	148,417	43,048	42,821	20,206	17,160	70,504
Shawls . . . no.	401	175	70	—	..	116	36	31	..	..
Other sorts . . . value	—	—	—	—	—	910	386	1,399	252	4,092
Total value of Wool	—	—	—	—	—	58,322	50,138	26,608	22,469	96,117
Artificial silk—										
Piecegoods of Cotton and artificial silk. yds.	2,298	2,169	..	..	..	168	243	..	..	..
Other kinds of Textiles . . . value	—	—	—	—	—	10	..	216	101	1,273
Total value of Textiles	—	—	—	—	—	2,690,726	2,019,334	2,589,401	2,547,625	6,492,120
Tobacco—										
Unmanufactured lbs	70,535	150,861	183,676	115,320	75,075	7,581	18,809	21,641	21,650	13,958
Manufactured—										
Cigars . . . "	227	64	59	1,114	12,751	90	22	29	244	4,225
Cigarettes . . . "	138,507	192,718	364,769	212,252	499,671	31,045	50,011	66,215	84,674	168,506
Tobacco for paper and cigarettes . . . "	..	..	..	..	304	..	..	..	..	120
Other sorts . . . "	25,442	38,430	22,848	24,983	27,821	4,792	6,345	8,177	6,922	14,568
Total Tobacco . . . "	229,711	382,068	581,348	355,680	615,622	43,458	75,190	124,162	118,590	196,574
Toilet requisites (not specified elsewhere) value	—	—	—	—	—	7,452	2,495	6,574	10,998	20,207
Toys and requisites for games and sports (including fishing tackle)—										
Toys . . . "	—	—	—	—	—	5,001	3,272	3,652	5,958	9,781
Requisites for games and sports (excluding firearms, etc.)—										
Playing cards . . . "	—	—	—	—	—	12,900	2,242	10,950	10,598	12,520
Other sorts . . . "	—	—	—	—	—	5,715	2,175	1,762	3,249	6,544
Total value of Toys, etc.	—	—	—	—	—	24,616	7,890	16,372	19,906	28,845
Umbrellas and fittings—										
Umbrellas complete, including parasols and sunshades no.	19,979	3,334	8,172	9,996	25,665	2,269	644	1,746	2,947	10,799
Umbrella fittings value	—	—	—	—	—	7	..	..	..	..
Total value of Umbrellas, etc.	—	—	—	—	—	2,276	644	1,746	2,947	10,799
Wood and Timber—										
Timber other than Railway sleepers—										
Deal and pine wood . . . c. tons	..	..	13	..	..	10	13	91	..	..
Jarrah wood . . . "	..	..	..	..	201	..	..	..	..	2,090
Teak wood . . . "	1,475	776	546	3,198	2,501	11,276	9,627	10,158	54,804	45,111
Other timber . . . "	275	1,162	575	28	749	1,909	9,512	6,010	222	12,491

NOTE.—The sterling figures have been converted at the rate of £10=₹1 for 1919-20 and 1920-21, and £15=₹1 for earlier years.

TRADE AT CHIEF PORT  
FORT ST. GEORGE

( 152 )

No. 12—continued  
IMPORTS—continued

PRINCIPAL AND OTHER ARTICLES	QUANTITY					VALUE				
	1916-17	1917-18	1918-19	1919-20	1920-21	1916-17	1917-18	1918-19	1919-20	1920-21
MADRAS—continued						£	£	£	£	£
FORT ST. GEORGE—continued										
Wood and Timber—continued										
Manufactures of wood, other than Furniture and Cabinet-ware . . . value	—	—	—	—	—	9,163	8,580	4,185	21,037	62,117
Other sorts of wood . . . "	—	—	—	—	—	8,056	204	8	208	55
Total value of Wood and Timber . . .	—	—	—	—	—	25,414	27,987	20,447	76,360	122,864
Articles imported by post . . . "	—	—	—	—	—	111,783	180,759	187,903	245,174	517,153
All other Articles of Merchandise—										
Unmanufactured . . . "	—	—	—	—	—	6,041	5,302	6,581	9,572	9,263
Manufactured . . . "	—	—	—	—	—	75,862	53,925	59,201	108,324	148,329
Grand Total (exclusive of Government Stores) . . . "	—	—	—	—	—	6,981,060	6,649,793	6,254,973	10,654,808	21,294,894

GOVERNMENT STORES

PRINCIPAL AND OTHER ARTICLES	QUANTITY					VALUE				
	1916-17	1917-18	1918-19	1919-20	1920-21	1916-17	1917-18	1918-19	1919-20	1920-21
Apparel (including drapery, uniform, accoutrements, but excluding hosiery) . . . value	—	—	—	—	—	151,337	103,382	132,169	83,397	2,716
Arms, Ammunition, and Military stores—										
Fire-arms, and parts thereof . . . "	—	—	—	—	—	610	1,250	123	24,924	—
Other sorts . . . "	—	—	—	—	—	8,917	1,746	2,615	6,413	5,492
Total value of Arms, etc.	—	—	—	—	—	9,533	3,002	2,740	35,337	5,492
Books printed, and printed matter (not being stationery), including maps and charts . . . value	—	—	—	—	—	2,003	408	153	3,062	2,003
Boots and shoes . . . pairs	12	..	..	..	..	12	..	..	..	..
Building and Engineering materials other than of Iron, Steel, or Wood—										
Bricks and tiles . . . no.	..	10,240	..	42,503	..	..	94	..	1,489	..
Cement . . . cwt	8,597	..	..	..	38	2,800	..	..	..	18
Other sorts (including pipes of earthenware) . . . value	—	—	—	—	—	..	..	7	..	..
Total value of Building, etc.	—	—	—	—	—	2,300	94	7	1,489	18
Carriages and carts (excluding railway carriages), and parts thereof . . . value	—	—	—	—	—	777	198	872	2,365	939
Chemicals . . . "	—	—	—	—	—	61,532	115,698	99,902	43,211	40,363
Coal, coke, and patent fuel . . . tons	543	..	500	305	..	3,565	..	6,200	1,042	..
Drugs, Medicines, and Narcotics . . . value	—	—	—	—	—	—	—	—	—	—
Drugs—										
Other sorts . . . "	—	—	—	—	—	109	4,397	3,310	3,903	7,325

NOTE.—The sterling figures have been converted at R10=£1 for 1919-20 and 1920-21, and R15=£1 for earlier years.

No. 12—continued

IMPORTS—continued

GOVERNMENT STORES—continued

PRINCIPAL AND OTHER ARTICLES	QUANTITY					VALUE				
	1916-17	1917-18	1918-19	1919-20	1920-21	1916-17	1917-18	1918-19	1919-20	1920-21
<b>MADRAS—continued</b>						£	£	£	£	£
<b>FORT ST. GEORGE—continued</b>										
Drugs, Medicines, and Narcotics—continued										
Medicines and Narcotics value	—	—	—	—	—	33,100	27,970	7,328	20,246	18,489
Total value of Drugs, Medicines, and Narcotics	—	—	—	—	—	33,209	22,367	10,647	24,149	21,954
Earthen ware and porcelain (excluding pipes of earthenware) value	—	—	—	—	—	320	911	468	—	—
Porcelain (a)— Other kinds	—	—	—	—	—	—	—	—	769	449
Total value of Earthenware and Porcelain	—	—	—	—	—	320	911	468	769	449
Glass and Glassware value	—	—	—	—	—	6,874	9,009	12,556	—	—
Bottles and phials (a) gross	—	—	—	532	1,354	—	—	—	2,044	5,231
Other glassware (a) value	—	—	—	—	—	—	—	—	8,026	5,801
Total value of glass and glassware	—	—	—	—	—	6,874	9,009	12,556	5,070	11,032
Hardware and cutlery (including agricultural implements and plated ware) value	—	—	—	—	—	25,409	10,775	12,031	11,254	23,459
Instruments, Apparatus, and Appliances, and parts thereof—										
Musical	—	—	—	—	—	337	147	112	618	316
Other kinds	—	—	—	—	—	26,075	24,735	21,240	43,775	39,656
Total value of Instruments, etc.	—	—	—	—	—	26,412	24,882	21,452	44,393	39,972
Leather—										
Unwrought cwts	—	—	—	—	—	12	—	—	—	—
Manufactures— Other sorts (excluding boots and shoes) value	—	—	—	—	—	—	—	—	76	—
Total value of Leather	—	—	—	—	—	12	—	—	76	—
Liquors—										
Spirit galls.	105	91	19	595	—	33	76	17	496	—
Wines	151	—	—	—	—	49	—	—	—	—
Total Liquors	256	91	19	595	—	82	76	17	496	—
Machinery and millwork—										
Steam Engines and parts (other than locomotives) value	4,669	2,773	—	—	—	4,370	1,169	4,067	1,410	6,176
Other sorts of machinery	—	—	—	—	—	10,239	1,755	1,822	6,813	17,383
Total value of Machinery, etc.	—	—	—	—	—	14,609	2,924	5,889	8,223	23,559
Metals and Ores— Brass, bronze, and similar alloys, and manufactures thereof—										
Wrought cwts	86	132	25	—	—	623	1,191	262	218	—
Copper, wrought	76	—	19	297	24	566	61	296	2,929	259
Iron—										
Pig tons	—	—	—	65	—	—	—	—	1,094	—
Manufactures—										
Angle, bolt, and rod	34	52	1	21	—	1,240	2,169	69	747	—
Bars and channel	—	—	—	57	—	—	14	—	2,411	—
Total Iron	34	52	1	143	—	1,240	2,183	69	4,258	—

NOTE.—The sterling figures have been converted at the rate of £10 = £1 for 1919-20 and 1920-21, and £15 = £1 for earlier years.  
a) Separately recorded from 1919-20



TRADE AT CHIEF PORT  
FORT ST. GEORGE

( 154 )

No. 12—continued

IMPORTS—continued

GOVERNMENT STORES—continued

PRINCIPAL AND OTHER ARTICLES	QUANTITY					VALUE				
	1916-17	1917-18	1918-19	1919-20	1920-21	1916-17	1917-18	1918-19	1919-20	1920-21
<b>M DEAS—continued</b>										
<b>FORT ST. GEORGE—continued</b>										
<b>Metals and Ore—continued</b>										
<b>Iron or Steel—</b>										
Hoops and strips tons	29	1	..	..	..	676	25	..	11	28
Nails, screws, rivets, and washers "	75	2	8	..	108	1,612	96	459	80	2,046
Sheets and plates (including galvanized and tinned plates) "	873	10	80	335	287	14,499	396	1,267	11,157	10,198
Wire "	85	1	..	1	61	912	63	11	127	3,274
Other manufactures of iron or steel "	966	28	..	248	1,081	12,122	702	7	7,321	29,815
<b>Total Iron or Steel "</b>	<b>1,977</b>	<b>42</b>	<b>64</b>	<b>584</b>	<b>1,535</b>	<b>29,331</b>	<b>1,192</b>	<b>1,744</b>	<b>18,696</b>	<b>45,856</b>
<b>Steel—</b>										
Bars and channel "	100	..	..	158	198	886	6	..	6,098	4,852
Cast "	..	1	..	..	1	57	119	8	89	148
<b>Total Steel "</b>	<b>100</b>	<b>1</b>	<b>..</b>	<b>158</b>	<b>199</b>	<b>943</b>	<b>125</b>	<b>8</b>	<b>6,187</b>	<b>5,000</b>
<b>Lead—</b>										
<b>Wrought—</b>										
Sheets, pipes, and tubes cwt	276	1,432	861	1,886	480	584	3,224	3,068	3,372	1,203
Other sorts "	..	..	..	..	170	..	..	..	..	413
<b>Tin—</b>										
Unwrought (blocks, ingots, bars, and slabs) "	6	..	..	12	..	57	..	..	43	..
Wrought "	54	13	..	..	..	108	62	..	..	..
<b>Total Tin "</b>	<b>60</b>	<b>13</b>	<b>..</b>	<b>12</b>	<b>..</b>	<b>165</b>	<b>62</b>	<b>..</b>	<b>43</b>	<b>..</b>
Blind or spelter, wrought or manufactured "	47	218	..	..	20	265	964	..	..	41
<b>Metals and Ore, unenumerated "</b>	<b>278</b>	<b>43</b>	<b>..</b>	<b>1</b>	<b>..</b>	<b>750</b>	<b>861</b>	<b>..</b>	<b>95</b>	<b>..</b>
<b>Total Metals and Ore . . . . . tons</b>	<b>2,152</b>	<b>190</b>	<b>110</b>	<b>904</b>	<b>1,787</b>	<b>34,959</b>	<b>9,553</b>	<b>4,466</b>	<b>40,787</b>	<b>52,310</b>
<b>Paper and Paste-board—</b>										
<b>Paper—</b>										
Printing paper cwt	1,361	..	..	..	..	1,568	..	..	..	..
Writing paper and envelopes value	—	—	—	—	—	171	58	44	335	..
Other kinds of paper cwt	1,245	1,080	..	24	..	3,117	4,627	..	71	..
<b>Total value of Paper</b>	<b>—</b>	<b>—</b>	<b>—</b>	<b>—</b>	<b>—</b>	<b>5,856</b>	<b>4,683</b>	<b>44</b>	<b>406</b>	<b>..</b>
<b>Paste-board, mill-board and card-board of all kinds cwt</b>	<b>19</b>	<b>1,347</b>	<b>..</b>	<b>..</b>	<b>..</b>	<b>19</b>	<b>1,478</b>	<b>..</b>	<b>..</b>	<b>..</b>
<b>Total value of Paper and Paste-board</b>	<b>—</b>	<b>—</b>	<b>—</b>	<b>—</b>	<b>—</b>	<b>5,895</b>	<b>6,166</b>	<b>44</b>	<b>406</b>	<b>..</b>
<b>Printing and lithographing materials (excluding paper) value</b>	<b>—</b>	<b>—</b>	<b>—</b>	<b>—</b>	<b>—</b>	<b>906</b>	<b>453</b>	<b>40</b>	<b>2,183</b>	<b>443</b>

Note.—The sterling figures have been converted at R10=£1 for 1919-20 and 1920-21, and R15=£1 for earlier years

No. 12—continued  
IMPORTS—concluded

## GOVERNMENT STORES—concluded

PRINCIPAL AND OTHER ARTICLES	QUANTITY					VALUE				
	1916-17	1917-18	1918-19	1919-20	1920-21	1916-17	1917-18	1918-19	1919-20	1920-21
MADRAS—continued						£	£	£	£	£
FORT ST. GEORGE—continued										
Railway Plant and Rolling-stock— Carriages and wagons and parts thereof value	..	..	..	..	..	..	..	..	..	702
Materials for construction— Rails and fish-plates of steel or iron cwt	606	..	..	..	..	581	..	..	..	..
Stationery (excluding paper) value	—	—	—	—	—	..	7,412	1,539	6,935	10,027
Telegraphs, materials for construction of ..	—	—	—	—	—	5,578	6,106	4,394	11,045	10,563
Textiles—										
Cotton—										
Twist and yarn lbs	..	..	..	..	..	3,197	..	..	..	..
Manufactures—										
Piece goods—										
White (bleached) yards	2,587,398	1,691,540	589,057	..	4,325	94,081	64,619	32,659	..	494
Coloured, printed, or dyed ..	802,100	1,557,112	2,308	34,361	108,458	24,184	50,018	83	2,136	6,064
Other sorts of manufactures (including handkerchiefs and shawls in the piece) value	—	—	—	—	—	435	4,161	..	763	..
Total value of Cotton	—	—	—	—	—	121,847	118,699	32,947	2,899	6,558
Flax—										
Manufactures—										
Canvas yards	102,156	121,650	100	658	..	7,998	2,788	33	285	..
Piece goods ..	156,587	192,783	..	137	500	11,899	12,557	..	125	293
Other sorts (including bags and sacks) value	—	—	—	—	—	223	1,358	..	..	..
Total value of Flax	—	—	—	—	—	19,520	16,703	33	410	293
Wool—										
Manufactures—										
Piece goods yards	235,867	1,260,225	3,354,023	68,721	10,995	26,753	178,709	453,395	53,404	8,446
All other articles—										
Unmanufactured value	—	—	—	—	—	2,120	767	108	212	131
Manufactured ..	—	—	—	—	—	74,809	77,870	35,378	67,917	44,125
GRAND TOTAL VALUE OF GOVERNMENT STORES	—	—	—	—	—	846,910	798,714	836,719	451,581	299,871

NOTE.—The sterling figures have been converted at R.10—21 for 1919-20 and 1920-21, and R.15— 21 for each year.

TRADE AT CHIEF PORT  
FORT ST. GEORGE

( 156 )

No. 12—continued  
EXPORTS  
INDIAN MERCHANDISE

PRINCIPAL AND OTHER ARTICLES	QUANTITY					VALUE				
	1916-17	1917-18	1918-19	1919-20	1920-21	1916-17	1917-18	1918-19	1919-20	1920-21
<b>MADRAS—continued</b> <b>FORT ST. GEORGE—continued</b>						£	£	£	£	£
Animals, living—										
Cattle . . . . . no.	665	935	612	919	576	2,627	5,414	4,136	10,159	7,222
Sheep and goats . . . . . "	19,042	10,177	3,424	6,601	8,790	12,972	7,796	2,259	6,052	12,589
Other kinds . . . . . "	5	28	181	328	25	278	74	181	109	85
Total Animals, living . . . . . "	19,712	11,140	4,197	7,846	9,391	15,877	13,284	6,576	17,314	19,946
Apparel (including drapery, uniforms, and accessories, but excluding hosiery and boots and shoes). value	—	—	—	—	—	2,982	—	—	—	—
Building and Engineering materials (other than of iron, steel, or wood) . . . . . "	—	—	—	—	—	10,122	21,322	5,822	70,004	73,020
Coal . . . . . tons	3,574	—	—	—	—	3,797	—	—	—	—
Coke . . . . . "	—	—	—	—	10	—	—	—	—	60
Coffee . . . . . cwt	857	4,777	24,454	5,965	4,523	2,951	14,396	77,392	37,102	20,485
Colts—										
Unmanufactured . . . . . tons	—	14	—	64	5	—	218	—	1,384	80
Manufactured . . . . . "	139	2,338	2,023	292	135	2,301	37,584	35,341	10,771	5,120
Total Colts . . . . . "	139	2,402	2,023	356	140	2,301	37,762	35,341	12,105	5,200
Drugs and Medicines (excluding Chemicals and Narcotics)—										
Drugs and Medicines etc.—										
Nux Vomica . . . . . cwt	7,158	2,611	12,524	13,417	20,021	3,644	1,412	8,010	16,008	44,644
Other sorts of drugs and medicines . . . . . value	—	—	—	—	—	1,692	2,491	4,000	4,419	4,057
Total Drugs and medicines . . . . . "	—	—	—	—	—	5,336	3,903	12,010	20,427	48,701
Dyeing and Tanning Substances—										
Indigo . . . . . cwt	12,240	2,409	9,592	12,132	4,784	448,512	76,946	194,265	377,208	141,773
Turmeric . . . . . "	2,865	1,619	4,383	2,300	2,956	2,492	1,529	3,911	3,672	3,788
Other sorts . . . . . "	9,692	4,848	12,771	9,246	5,174	4,542	2,101	4,049	7,472	4,131
Total Dyeing and Tanning Substances . . . . . "	24,797	9,876	26,746	23,678	12,914	455,546	80,576	202,225	388,352	149,692
Fibre from brushes and Brooms . . . . . tons	134	20	169	689	100	4,194	719	5,270	27,906	4,673
Fish—										
Fishmaws and sharkfins cwt	188	205	277	852	1,007	783	1,263	1,919	9,906	10,080
Other kinds of fish . . . . . "	—	34	1	71	102	—	75	2	402	177
Total fish . . . . . "	188	239	278	923	1,109	783	1,338	1,921	10,307	10,257
Fruits and Vegetables—										
Fresh Fruits and vegetables—										
Fresh fruits . . . . . value	—	—	—	—	—	4	7	—	2	40
Fresh vegetables of all kinds—										
Onions . . . . . cwt	164,136	107,455	87,665	73,982	152,945	24,109	23,226	19,972	43,482	80,181
Other kinds . . . . . value	—	—	—	—	—	15	63	—	—	965
Fruits and vegetables, dried, salted, or preserved, all sorts . . . . . tons	947	319	343	1,408	2,153	7,442	2,695	3,594	21,002	32,635
Total Fruits and Vegetables . . . . . value	—	—	—	—	—	41,570	25,928	23,622	64,486	113,821
Grain, Pulse, and Flour—										
Pulse . . . . . tons	86	1,347	245	1	—	922	12,365	2,873	12	6
Rice, not in the husk . . . . . "	21	229	333	—	9	236	2,514	1,433	—	254
Other sorts . . . . . "	1	20	18	39	20	14	204	146	774	276
Total Grain, Pulse, and Flour . . . . . "	108	1,596	401	40	29	1,172	15,083	4,452	786	536
Hides and Skins, raw—										
Hides, raw . . . . . tons	34	—	12	30	64	8,330	—	2,387	4,164	4,507
—no. . . . . "	—6,065	—	—10,020	—5,648	—6,538	—	—	—	—	—
Skins, raw—										
Goatskins . . . . . tons	1,489	1,067	2,237	2,331	1,293	305,879	204,593	501,797	1,749,676	405,158
—no. . . . . "	—1,919,525	—1,419,707	—2,943,142	—4,144,488	—1,589,888	—	—	—	—	—
Sheepskins . . . . . tons	1	194	355	705	465	80	15,141	132,332	173,493	72,370
—no. . . . . "	—600	—244,413	—1,274,120	—794,331	—531,421	—	—	—	—	—
Other skins . . . . . tons	—	4	—	—	—	60	951	—	33	—
—no. . . . . "	—	—4,200	—	—	—	—	—	—	—	—
Total skins, raw . . . . . tons	1,490	1,265	2,593	4,036	1,758	306,019	220,690	634,129	1,923,205	477,428
—no. . . . . "	—1,919,985	—1,668,320	—4,217,262	—4,939,325	—2,121,309	—	—	—	—	—

Note.—The sterling figures have been converted at the rate of R10=£1 for 1919-20 and 1920-21, and R15=£1 for earlier years.

No. 12—continued

EXPORTS—continued

INDIAN MERCHANDISE—continued

PRINCIPAL AND OTHER ARTICLES	QUANTITY					VALUE				
	1916-17	1917-18	1918-19	1919-20	1920-21	1916-17	1917-18	1918-19	1919-20	1920-21
ADIDAS—continued										
Fort St. GEORGE—continued										
Cuttings of Hides and skins, raw. tons					6					61
Total Hides, and skins, raw	1,524	1,225	3,205	4,066	1,223	309,349	220,490	636,523	1,026,399	481,908
Horns, tips and pieces of horn, and horn meal. cwts	1,162	2,360	4,674	11,729	10,758	1,378	2,050	5,661	24,220	17,487
Leather—										
Hides, tanned or dressed—										
Buffalo hides { tons 1,490 158 374 1,478 193										
=no. =814,004 =27,549 =92,171 =291,654 =33,892						220,956	23,978	41,543	319,684	36,479
Cow hides { tons 5,625 .. 22,150 16,622 2,767										
=no. =1,553,785 .. =6,249,123 =4,671,643 =795,068						1,007,037	..	4,260,220	4,068,390	709,607
Buffalo calf skins { tons .. .. .. 156 60										
=no. .. .. .. =179,993 =73,223									52,428	37,452
Cow calf skins { tons .. .. .. 489 219										
=no. .. .. .. =672,260 =352,682									261,320	80,800
Other hides { tons 3 .. .. .. ..										
=no. =607 .. .. .. ..						496	..	72	..	..
Total tanned or dressed Hides, tons	7,119	168	23,524	18,740	3,239	1,223,489	23,978	4,310,835	5,591,816	856,928
=no. =1,878,376 =27,549 =6,341,379 =5,816,555 =1,289,878										
Skins, tanned, or dressed—										
Goat skins { tons 3,430 183 307 1,265 688										
=no. =8,606,567 =552,043 =831,955 =3,935,812 =1,984,540						1,415,642	172,365	202,896	1,518,140	642,438
Sheep skins { tons 2,560 315 617 2,831 1,643										
=no. =8,830,190 =1,252,379 =2,295,754 =10,135,997 =6,477,057						1,094,423	205,734	368,104	2,568,122	1,140,309
Other skins { tons 620 .. .. .. 365 ..										
=no. =759,632 =8,250 =517,497 .. ..						123,646	363	69,235	28	..
Total tanned or dressed Skins, tons	6,610	501	1,229	4,096	2,331	2,636,711	378,462	640,237	4,081,200	1,782,745
=no. =18,196,389 =1,807,672 =3,695,206 =14,071,634 =8,463,597										
Un-wrought Manufactures value	1,588	3	24	1,858	338	29,961	145	278	87,575	10,520
Total Leather	..	..	..	..	..	3,396,029	402,900	4,951,481	9,710,814	2,660,998
Manures—										
Bones tons 177 286 623 .. .. 221 1,508 3,036 .. ..										
Crushed (a) .. .. .. 2,888 800 .. .. .. ..									87,490	12,300
Uncrushed (a) .. .. .. 245 202 .. .. .. ..									980	1,123
Bonemeal (a) .. .. .. .. .. 3,924 .. .. .. ..									..	49,012
Other kinds .. .. .. 2,901 589 3,138 3,037 918 15,235 3,133 10,725 34,215 9,325										
Total Manures .. .. .. 2,478 875 3,761 6,170 5,344 18,157 4,641 22,811 72,685 73,359										
Metals and Ores—										
Chromite (chrome iron ore) .. .. .. 5,471 1,619 12,740 2,550 13,328 3,252 3,764 27,722 7,802 65,113										
Manganese Ore .. .. .. 1,500 6,700 50 4,553 200 2,250 10,175 117 10,158 3,000										
Iron—										
Bars and channel .. .. .. .. .. 108 .. .. .. ..									2,192	..
Other .. .. .. 15 .. 1 2 15 598 624 30 400 937										
Total .. .. .. 15 .. 6 1 105 18 598 624 30 2,592 937										
Other Metals and Ores .. .. .. .. .. 210 .. .. .. ..									898	841
Total Metals and Ores .. .. .. 6,986 8,325 13,001 7,210 13,775 11,100 14,668 28,763 20,562 49,891										
Mica .. .. .. cwts 5,532 6,022 8,108 .. .. .. 40,344 47,054 55,548 .. ..										
Block (a) .. .. .. .. .. 4,853 2,375 .. .. .. ..									66,439	58,945
Splittings (a) .. .. .. .. .. 3,994 4,459 .. .. .. ..									19,128	25,548
Total .. .. .. 5,532 6,022 8,108 3,847 7,334 40,344 47,054 55,548 .. ..									84,567	84,493
Oils—										
Animal—										
Essential—										
Sandal wood .. .. .. 3,306 2,109 224 131 284 47,709 40,047 4,063 3,008 7,705										
Other sorts .. .. .. .. .. 3 .. .. .. ..									20	1,196

NOTE.—The sterling figures have been converted at the rate of R10=£1 for 1918-20 and 1920-21, and R12=£1 for earlier years.  
(a) Separately recorded from April 1919

TRADE AT CHIEF PORT  
FORT ST. GEORGE

( 158 )

No. 12—continued  
EXPORTS—continued  
INDIAN MERCHANDISE—continued

PRINCIPAL AND OTHER ARTICLES	QUANTITY					VALUE				
	1916-17	1917-18	1918-19	1919-20	1920-21	1916-17	1917-18	1918-19	1919-20	1920-21
<b>MADRAS—continued</b>						£	£	£	£	£
<b>FORT ST. GEORGE—continued</b>										
<b>Vegetable, non-essential—</b>										
Castor . . . gals	422,979	322,578	334,389	9,509	5,069	43,182	37,515	54,601	3,984	1,308
Coconut . . . "	..	36,204	27,994	..	..	..	5,317	4,858	..	..
Groundnut . . . "	162,979	828,356	249,111	481	26,123	16,858	40,368	30,298	230	6,694
Sesamum (Hl or Jinjili) . . . "	6,559	8,091	2,721	13,805	1,258	810	1,349	343	1,272	594
Other sorts . . . "	4,576	4,338	2,318	6,126	899	462	428	335	2,499	193
<b>Total Oils.</b> . . . "	<b>600,899</b>	<b>702,576</b>	<b>616,760</b>	<b>52,532</b>	<b>38,300</b>	<b>109,012</b>	<b>124,922</b>	<b>94,523</b>	<b>12,093</b>	<b>18,916</b>
<b>Oil cakes—</b>										
Castor cake . . . tons	..	357	132	..	139	..	1,067	503	..	1,819
Groundnut cake . . . "	368	10,763	14,302	2,899	2,195	2,230	52,553	71,099	52,993	22,048
Other sorts . . . "	5	..	..	10	89	41	..	2	89	1,440
<b>Total Oil cakes</b> . . . "	<b>398</b>	<b>11,120</b>	<b>14,434</b>	<b>2,909</b>	<b>2,417</b>	<b>2,271</b>	<b>53,620</b>	<b>72,504</b>	<b>53,082</b>	<b>25,907</b>
<b>Provisions and Oilman's stores—</b>										
Ghi . . . cwt	940	1,500	85	282	655	2,487	6,111	3,557	1,960	6,958
Pickles, chutnies, and condiments . . . "	2,948	1,583	910	1,414	2,207	14,919	5,889	3,453	8,389	13,465
Other sorts of provisions . . . value	..	..	..	..	..	9,143	8,119	8,937	24,452	11,815
<b>Total Provisions and oilman's stores</b> . . . "	<b>..</b>	<b>..</b>	<b>..</b>	<b>..</b>	<b>..</b>	<b>27,549</b>	<b>20,119</b>	<b>16,947</b>	<b>34,742</b>	<b>31,238</b>
<b>Rubber—</b>										
Raw . . . lbs	2,405	412,817	9,930	25,800	58,065	89	58,602	770	5,042	7,476
Manufactures . . . value	..	..	..	..	..	..	..	277	..	3,811
<b>Total</b> . . . "	<b>..</b>	<b>..</b>	<b>..</b>	<b>..</b>	<b>..</b>	<b>89</b>	<b>58,602</b>	<b>1,047</b>	<b>5,042</b>	<b>11,287</b>
<b>Seeds—</b>										
<b>Oil-seeds—</b>										
<b>Essential—</b>										
Coriander . . . tons	219	392	444	401	432	3,186	5,069	6,085	10,057	10,419
Other sorts . . . "	19	80	39	91	22	876	997	739	3,234	1,127
<b>Total Seeds, essential</b> . . . "	<b>238</b>	<b>412</b>	<b>483</b>	<b>492</b>	<b>454</b>	<b>4,062</b>	<b>6,066</b>	<b>6,814</b>	<b>13,291</b>	<b>11,546</b>
<b>Non-essential—</b>										
Castor . . . "	906	12,475	10,923	538	200	9,779	157,899	217,143	18,970	4,910
Copra or Coconut Kernel . . . "	..	..	..	2	100	..	..	..	39	6,500
Cotton . . . "	..	..	..	2,706	2	..	..	..	44,953	30
Groundnuts . . . "	38,403	49,790	4,830	44,725	49,682	426,523	438,117	44,516	1,545,870	1,198,493
Mustard . . . "	1	35	13	72	28	10	487	255	2,308	863
Sesamum (Hl or Jinjili) . . . "	..	1,700	287	685	1	..	17,897	4,265	24,630	20
Other sorts . . . "	..	8	1	13	1	..	80	15	583	26
<b>Total Seeds, non-essential</b> . . . "	<b>39,310</b>	<b>64,008</b>	<b>16,059</b>	<b>48,741</b>	<b>44,014</b>	<b>426,533</b>	<b>614,471</b>	<b>366,184</b>	<b>1,637,353</b>	<b>1,210,852</b>
<b>Other than Oil-seeds</b> . . . "	<b>..</b>	<b>..</b>	<b>..</b>	<b>..</b>	<b>1</b>	<b>..</b>	<b>..</b>	<b>..</b>	<b>..</b>	<b>23</b>
<b>Total Seeds</b> . . . "	<b>39,548</b>	<b>64,420</b>	<b>16,542</b>	<b>49,233</b>	<b>44,465</b>	<b>440,394</b>	<b>620,537</b>	<b>373,008</b>	<b>1,650,644</b>	<b>1,222,421</b>
<b>Spices—</b>										
Betelnuts . . . cwt	1,306	1,156	1,040	1,524	401	3,838	3,560	2,251	7,379	2,142
Cardamoms . . . "	32	99	112	84	271	785	2,079	1,287	1,392	6,629
Pepper . . . "	84	174	691	2,408	515	215	589	1,978	17,995	1,975
Other sorts . . . "	1,446	1,579	1,435	516	2,058	1,387	2,525	2,192	1,382	4,155
<b>Total Spices</b> . . . "	<b>2,848</b>	<b>3,308</b>	<b>2,878</b>	<b>4,527</b>	<b>2,245</b>	<b>6,225</b>	<b>8,753</b>	<b>7,708</b>	<b>28,148</b>	<b>14,901</b>
<b>Sugar—</b>										
Sugar, 15 Dutch standard and below . . . tons	8	1	123	630	533	36	10	1,708	18,335	18,749
Other sorts . . . "	4	1	3	100	42	75	18	58	2,308	3,263
<b>Total</b> . . . "	<b>9</b>	<b>2</b>	<b>126</b>	<b>730</b>	<b>575</b>	<b>111</b>	<b>28</b>	<b>7,766</b>	<b>17,942</b>	<b>22,012</b>

NOTE.—The sterling figures have been converted at the rate of £10=£1 for 1919-20 and 1920-21, and at £15=£1 for earlier years

No. 12—continued  
EXPORTS—continued

## INDIAN MERCHANDISE—continued

PRINCIPAL AND OTHER ARTICLES	QUANTITY					VALUE				
	1916-17	1917-18	1918-19	1919-20	1920-21	1916-17	1917-18	1918-19	1919-20	1920-21
<b>MADRAS—continued</b>										
<b>FORT ST. GEORGE—continued</b>										
Tan, black lb	2,125,785	1,598,279	1,151,601	152,514	488,243	172,468	83,144	54,500	13,228	42,378
<b>Textiles—</b>										
Cotton—										
Raw tons	4,159	1,406	168	7,859	4,385	230,089	132,646	19,193	1,067,936	529,464
Waste cwts	—	—	—	—	308					
Twist and yarn—										
Grey— all counts lbs	—	17,400	—	4,400	39,440	—	923	—	1,322	4,975
Orange, red, and other colours—										
Nos. 1 to 20 "	—	7,634	—	6,480	—	—	505	—	1,271	—
Total Twist and Yarn "	—	25,034	—	10,880	39,440	—	1,428	—	2,593	4,975
<b>Manufactures—</b>										
Handkerchiefs and shawls in the piece no.	785,932	265,656	472,086	1,278,173	1,990,167	27,899	11,779	33,394	159,561	286,854
<b>Piece goods—</b>										
Grey (unbleached)—										
Chadars and dhutis yards	32,672	189,294	237,876	1,680,102	706,132	1,500	4,276	7,653	77,808	36,183
Drills and jeans "	233,755	162,218	190,914	144,682	1,348	2,953	2,795	5,440	7,009	60
Shirtings "	—	37,300	—	42,550	—	—	713	—	2,300	—
Others. "	146,855	167,680	90,646	70,163	15,658	1,936	3,408	3,869	5,323	685
Total Grey (unbleached) "	464,282	556,492	519,436	1,923,502	723,138	6,489	11,192	16,962	92,439	37,128
White (bleached)—										
Chadars and dhutis yards	1,656	5,103	1,632	3,000	53,210	—50	253	53	210	4,009
Drills and jeans "	89,968	38,235	53,465	28,596	67,278	1,284	784	2,011	1,721	5,743
Other sorts "	192,032	25,720	72	6,499	170,019	2,530	559	8	523	11,896
Total White (bleached) "	283,656	69,068	85,169	38,095	310,507	3,864	1,596	2,972	2,454	21,148
<b>Coloured, printed, or dyed—</b>										
Lungs and saris yards	18,945,190	12,258,250	13,746,839	14,780,719	15,219,352	458,609	435,651	639,992	1,202,843	1,258,695
Drills and jeans "	134,904	156,767	16,698	177,413	172,364	2,319	3,929	669	13,223	13,360
Other sorts "	743,337	685,179	584,370	572,237	703,723	13,206	16,928	23,707	36,122	43,150
Total Coloured, Printed, or Dyed "	14,823,431	13,100,196	14,347,905	15,530,369	16,095,439	474,134	456,588	664,367	1,252,267	1,315,105
Total Piece goods "	15,574,425	13,725,761	14,952,510	17,494,966	17,123,984	484,487	469,326	689,301	1,347,165	1,373,381
Other sorts of manufactures value	—	—	—	—	—	257	393	334	1,780	994
Total Cotton manufactures (including twist and yarn) "	—	—	—	—	—	512,643	488,926	723,029	1,509,069	1,465,704
Total Cotton, raw and manufactures "	—	—	—	—	—	742,732	615,572	742,222	2,597,915	2,196,068
<b>Haberdashery and millinery</b>	—	—	—	—	—	1,462	633	616	5,548	4,649
<b>Hemp (chiefly Sann)—</b>										
Raw cwts	312	266	22,238	4	5,064	273	303	42,623	4	17,665

Note.—The sterling figures have been converted at the rate of Rs 16-21 for 1919-20 and 1920-21, and Rs 16-21 for earlier years.  
\* Not shown separately

TRADE AT CHIEF PORT  
FORT ST. GEORGE

( 160 )

No. 12—continued

EXPORTS—continued

INDIAN MERCHANDISE—concluded

PRINCIPAL AND OTHER ARTICLES	QUANTITY					VALUE				
	1916-17	1917-18	1918-19	1919-20	1920-21	1916-17	1917-18	1918-19	1919-20	1920-21
<b>MADRAS—continued</b>						£	£	£	£	£
<b>Fort St. George—continued</b>										
<b>Silk—</b>										
<b>Raw—</b>										
Mulberry silk—										
Raw . . . lbs	..	..	..	1,000	..	..	..	..	100	..
Chassam or waste ..	..	..	13,050	30,256	..	..	..	872	5,028	..
Cocoons ..	..	..	1,500	..	..	..	..	112	..	..
Wild silk, tasar, munga, oris, and others—										
Chassam or waste ..	370,994	52,569	53,962	185,621	275,462	16,075	2,220	3,245	23,479	23,271
Cocoons ..	6,096	..	4,200	2,925	1,107	407	..	320	203	112
<b>Manufactures—</b>										
Goods of silk mixed with other materials yards	15,540	6,065	12,325	336	3,579	1,143	427	900	63	48
Silk piece goods ..	41,923	13,935	6,202	295	2,256	5,353	1,627	856	115	67
Other sorts . lbs	..	..	..	..	50	..	..	..	..	3
<b>Total Silk, raw and manufactures value</b>	—	—	—	—	—	22,563	4,274	6,305	29,978	24,377
<b>Wool—</b>										
Raw . . . lbs	..	..	..	578,029	134,306	..	..	..	16,797	3,301
<b>Manufactures—</b>										
Carpets and rugs ..	265,477	1,207	123,400	120,984	362,928	12,694	72	7,432	18,301	47,861
Other sorts . value	—	—	—	—	—	295	103	67	1,322	20
<b>Total Wool, raw and manufactures</b>	—	—	—	—	—	12,989	175	7,499	35,790	51,482
<b>Other textiles</b>	—	—	—	—	—	—	—	693	3,317	2,897
<b>Total Textiles</b>	—	—	—	—	—	780,039	621,159	800,164	2,642,552	2,297,181
<b>Tobacco—</b>										
Unmanufactured lbs	79,616	193,179	618,013	569,416	197,356	1,020	2,637	9,302	20,747	3,634
<b>Manufactured—</b>										
Cigars ..	124,357	24,321	23,858	66,362	12,032	7,534	2,154	3,142	15,551	2,422
Other sorts ..	3,643	1,434	1,371	112	243	210	36	55	5	3
<b>Total Tobacco</b>	207,616	218,934	643,243	635,890	209,631	9,064	4,827	12,499	36,303	6,059
<b>Wood and Timber—</b>										
Timber, other than railway sleepers—										
Teak wood and other timber cubic tons	12	..	..	23	123	113	..	..	550	2,919
<b>Wood—</b>										
Ornamental wood—										
Sandal . tons	..	..	..	43	..	..	..	..	7,749	18
Other kinds . value	—	—	—	—	—	..	..	..	..	55
Manufactures of wood, other than furniture and cabinetware ..	—	—	—	—	—	16	2	..	601	1,265
<b>Total Wood and Timber</b>	—	—	—	—	—	130	2	..	8,900	4,877
<b>Articles exported by post</b>	—	—	—	—	—	34,937	46,733	57,950	64,685	57,865
<b>All other articles of merchandise—</b>										
Unmanufactured ..	—	—	—	—	—	11,337	2,935	2,710	41,557	14,586
Manufactured ..	—	—	—	—	—	15,168	12,599	14,877	43,131	43,279
<b>GRAND TOTAL (EXCLUSIVE OF GOVERNMENT STORES)</b>	—	—	—	—	—	6,365,800	2,564,177	7,433,976	17,117,960	7,627,004

NOTE.—The sterling figures have been converted at the rate of £10 = £1 for 1918-20 and 1920-21, and £15 = £1 for earlier years.  
\*Not shown separately

No. 12—continued

EXPORTS—concluded  
FOREIGN MERCHANDISE

PRINCIPAL AND OTHER ARTICLES	QUANTITY					VALUE				
	1916-17	1917-18	1918-19	1919-20	1920-21	1916-17	1917-18	1918-19	1919-20	1920-21
<b>OPAS—concluded</b>						£	£	£	£	£
<b>Fort St. George—concluded</b>										
Arms, Ammunitions, and Military Stores—										
Dynamite and all other explosives Cwt	1,250	..	..	..	..	9,414	..	..	..	..
Other sorts value	—	—	—	—	—	301	..	8	394	970
Total ..	—	—	—	—	—	9,615	..	8	394	970
Books; printed and printed matter (not being stationary), including maps and charts Cwt	128	4	57	461	780	862	26	392	5,260	12,048
Jewellery (excluding imitation jewellery and precious stones and pearls, unset), also plate of gold and silver—										
Jewellery value	—	—	—	—	—	..	..	..	..	300
Plate of gold and silver ..	—	—	—	—	—	97	67	2,464	2,469	4,300
Total Jewellery ..	—	—	—	—	—	97	67	2,464	2,469	4,600
Oils—										
Mineral—										
Kerosene gals.	..	..	..	..	107,208	..	..	..	..	6,450
Other kinds ..	706	..	218,756	2,204	544	112	..	2,210	2,855	148
Total Oils ..	706	..	218,756	2,204	107,752	112	..	2,210	2,855	6,598
Paper and Paste board—										
Paper—										
Printing paper Cwt	..	11	1,014	15	110	..	37	4,120	68	566
Other kinds value	—	—	—	—	—	..	1	5	10	1,066
Total Paper and Pasteboard ..	—	—	—	—	—	..	38	4,125	78	1,632
Rubber—										
Manufactures ..	—	—	—	—	—	86	10	20	7,022	534
Soap Cwt	..	4	1	810	923	..	12	4	4,314	10,920
Textiles—										
Cotton—										
Twist and yarn lbs	21,200	4,600	2,400	10	4,000	1,492	460	256	8	1,200
Manufactures—										
Piece goods—										
Grey (unbleached) yards	896,421	580,042	151,107	557,142	658,022	14,525	14,612	6,275	26,418	39,678
White (bleached) ..	425,286	394,903	110,878	133,481	107,635	9,316	12,791	5,218	10,910	9,584
Coloured, printed, or dyed ..	937,213	404,349	117,044	1,121,912	234,954	18,981	12,797	5,126	78,867	18,227
Total Piece goods ..	2,258,920	1,379,294	379,029	1,812,535	1,001,211	42,822	42,200	16,621	126,195	67,789
Other sorts of manufactures value	—	—	—	—	—	..	1	58	..	22
Other textiles ..	—	—	—	—	—	806	9	1,999	2,864	2,998
Total of Textiles ..	—	—	—	—	—	44,628	42,670	18,620	129,068	78,080
Wood and Timber—										
Timber, other than railway sleepers—										
Other timber C Tons	..	..	..	..	154	..	..	..	..	2,882
Other sorts of wood value	—	—	—	—	—	25	3	..	782	2,141
Total wood ..	—	—	—	—	—	25	3	..	782	5,723
Tobacco—										
manufactured lb.	1,135	20,450	18,500	25,707	22,474	241	2,422	2,938	8,727	6,347
Articles re-exported by post value	—	—	—	—	—	5,468	..	..	10,856	14,174
All other articles of merchandise—										
Unmanufactured ..	—	—	—	—	—	436	578	96	1,061	1,241
Manufactured ..	—	—	—	—	—	16,229	8,049	17,804	45,920	46,768
<b>GRAND TOTAL (EXCLUSIVE OF GOVERNMENT STORES) ..</b>						<b>64,479</b>	<b>68,007</b>	<b>52,261</b>	<b>218,220</b>	<b>198,744</b>

Note.—The sterling figures have been converted at the rate of £100=£1 for 1916-17, and £100=£1 for earlier years.



TRADE AT CHIEF PORT  
RANGOON

( 162 )

No. 12—continued  
IMPORTS

PRINCIPAL AND OTHER ARTICLES	QUANTITY					VALUE				
	1916-17	1917-18	1918-19	1919-20	1920-21	1916-17	1917-18	1918-19	1919-20	1920-21
<b>MURMA—</b>										
<b>RANGOON—</b>										
Animals, living—										
Horses . . . . . no.	21	4	..	50	66	823	80	..	5,820	7,606
Other kinds . . . . . "	111	66	4	290	82	214	357	7	1,013	3,666
Total of Animals, living . . . . . "	132	70	4	340	148	1,067	437	7	6,833	11,272
Apparel (excluding hosiery and boots and shoes)—										
Apparel (including drapery, uniforms, accoutrements) . . . . . value	—	—	—	—	—	44,788	39,089	57,320	137,235	316,471
Gold and silver thread . . . . . "	—	—	—	—	—	1,028	589	149	371	700
Hats, caps, bonnets, and hatter's ware . . . . . "	—	—	—	—	—	18,028	19,646	26,386	28,714	91,040
Lametta . . . . . lbs	..	..	..	..	549	..	..	..	..	220
Second-hand clothing . . . . . value	—	—	—	—	—	2,140	784	1,786	8,619	6,361
Water-proofed clothing . . . . . "	—	—	—	—	—	4,595	1,630	2,329	2,613	5,008
Total value of Apparel, etc. . . . . "	—	—	—	—	—	70,577	61,947	87,920	172,752	419,820
Arms, Ammunition, and Military stores—										
Cartridge cases—										
Filled . . . . . no.	837,749	863,978	917,359	1,357,856	1,099,479	3,135	1,549	5,021	11,463	11,005
Empty . . . . . "	56,800	..	12,051	25,200	59,900	110	..	27	73	317
Explosives—										
Elasting fuse { lbs	87,639	26,320	..	13,965	115,380	2,024	2,713	4,404	1,757	4,242
{ no. of coils	..	..	114,000	30,250	76,500					
Dynamite . . . . . lbs	446	223	164,960	11,000	40,000	3,653	1,983	5,450	1,037	4,935
Gelatine dynamite . . . . . "	1,141	670	200,032	47,000	155,000	9,723	6,550	17,633	5,857	19,409
Detonators (a) . . . . . no.	—	—	—	20,145	780,111	—	—	—	85	3,744
Others . . . . . lbs	95	36	189	12,588	—	2,339	1,752	4,101	1,383	..
Firearms, and parts thereof . . . . . value	—	—	—	—	—	2,771	2,820	1,850	8,074	20,502
Other sorts . . . . . "	—	—	—	—	—	486	161	63	7,444	7,182
Total value of Arms, etc. . . . . "	—	—	—	—	—	25,168	17,518	40,729	37,173	71,356
Art. works of (other pictures) . . . . . "	—	—	—	—	—	831	656	..	2,897	4,142
Asbestos—										
Manufactured (except for packing) (a) . . . . . "	—	—	—	—	—	—	—	—	3,337	..
Packing (b) . . . . . "	—	—	—	—	—	—	—	—	..	12,745
Other sorts (b) . . . . . "	—	—	—	—	—	—	—	—	..	7,293
Total value of Asbestos . . . . . "	—	—	—	—	—	—	—	—	3,337	20,038
Baskets and basketware . . . . . "	—	—	—	—	—	1,591	678	749	1,015	1,229
Betting for machinery—										
Of cotton (a) . . . . . "	—	—	—	—	—	—	—	—	64,414	158,183
.. leather . . . . . "	—	—	—	—	—	871	843	3,835	5,526	9,365
.. other materials . . . . . "	—	—	—	—	—	46,153	46,306	78,824	33,425	77,576
Total value of Betting, etc. . . . . "	—	—	—	—	—	47,024	47,148	82,709	103,365	245,074
Books, printed, and printed matter (not being stationery) including maps and charts . . . . . cwts	850	851	758	886	881	6,251	9,067	7,225	14,915	24,423
Boots and shoes—										
Of leather . . . . . value	135,378	71,848	40,718	99,810	118,443	54,536	37,459	16,140	87,846	188,102
.. other materials . . . . . "	324,323	122,780	60,454	120,267	220,519	23,445	10,426	7,446	20,269	49,250
Total of Boots and Shoes . . . . . "	459,701	194,628	101,172	220,077	338,962	77,981	37,885	23,586	108,115	237,352

NOTE.—The sterling figures have been converted at the rate of R10=£1 in 1919-20 and 1920-21, and R15=£1 for earlier years  
(a) Separately recorded from 1919-20  
(b) .. .. . 1920-21

No. 12—continued  
IMPORTS—continued

PRINCIPAL AND OTHER ARTICLES	QUANTITY					VALUE				
	1916-17	1917-18	1918-19	1919-20	1920-21	1916-17	1917-18	1918-19	1919-20	1920-21
<b>BURMA—continued</b>										
<b>RANGOON—continued</b>										
Brushes and Brooms—										
Brushes (a)—										
Paint and Vernish brushes				1,744	4,871				1,747	7,487
Toilet brushes				26,758	20,809				4,244	5,556
Other brushes	114,467	111,951	93,858	4,828	10,011	4,921	5,773	4,469	1,306	2,858
Brooms (a)				71,139	71,336				1,788	2,317
Total Brushes and Brooms	114,467	111,951	93,858	114,469	107,027	74,921	5,773	4,469	9,086	19,218
Building and Engineering materials, other than of iron, steel, or wood—										
Asphalt	193	180	9	17	173	350	1,274	70	190	2,497
Bricks—										
other than firebricks (b)	563,960	776,736	4,512	28,000	..	5,094	8,984	127	226	..
Firebricks (c)	—	—	655,300	456,071	1,180,479	—	—	9,504	7,444	26,825
Cement	16,982	45,250	6,974	—	—	22,836	103,807	70,255	—	—
Portland (a)	—	—	—	9,678	20,190	—	—	—	—	86,157
Other kinds (a)	—	—	—	793	227	—	—	—	—	8,978
Chalk and lime	4,158	9,254	789	752	201	915	2,520	809	497	125
Clay	20,102	36,540	11,534	14,772	2,619	3,634	2,342	2,603	4,719	8,301
Tiles	1,196,449	157,599	312,110	310,188	1,113,948	8,010	1,276	3,569	5,333	22,680
Other kinds	24,591	169,872	185,636	169,171	105,482	15,236	7,635	7,000	9,097	11,526
Total value of Building and Engineering materials	—	—	—	—	—	117,006	129,638	94,587	122,040	299,281
Buttons of all sorts—										
Metal (a)	—	—	—	—	—	11,822	7,156	5,086	4,109	5,008
Other sorts (a)	—	—	—	—	—	—	—	—	6,803	18,648
Total Buttons	—	—	—	—	—	11,822	7,156	5,086	10,912	23,651
Candles of all kinds	189,770	24,768	19,450	77,560	68,221	6,087	1,170	724	3,449	4,067
Canes and Bannans	1,569	1,091	859	1,206	1,735	2,132	1,608	1,549	2,126	4,386
Carriages and Carts (excluding railway carriages), and parts thereof—										
Carriages and carts	2,199	439	180	912	2,181	6,163	1,564	1,937	12,385	104,810
Parts of carriages and carts	—	—	—	—	—	6,389	4,908	15,406	38,655	21,656
Perambulators and children's go-carts (c)	—	—	512	261	539	—	—	823	589	1,600
Parts of perambulators	—	—	—	—	—	—	—	—	—	961
Total value of Carriages and carts, etc.	—	—	—	—	—	12,552	6,472	18,261	51,829	129,293
Chemicals and chemical preparations (excluding chemical manures and medicines)—										
Acids—										
Acetic (pycolignous acid) (a)	—	—	—	340	391	—	—	—	2,829	4,068
Other sorts	1,049	774	1,293	1,750	1,778	7,841	5,490	7,337	6,091	9,148
Ammonia and salts thereof—										
Anhydrous (a)	—	—	—	205	138	—	—	—	3,219	2,498
Others (a)	—	—	—	1,351	1,475	—	—	—	9,464	9,561
Ammonia and salts thereof	1,266	1,110	332	—	—	5,265	4,419	2,727	—	—
Carbide of Calcium	826	436	885	491	177	2,112	596	2,355	2,230	1,553
Disinfectants	2,722	1,923	2,421	4,170	2,648	6,104	4,012	7,569	9,294	8,715
Potassium compounds	270	83	183	310	78	4,782	1,047	2,379	2,537	1,460

NOTE.—The sterling figures have been converted at the rate of £10=£1 for 1919-20 and 1920-21, and £15=£1 for earlier years  
(a) Separately recorded from 1919-20  
(b) Includes "fire bricks" prior to April, 1918  
(c) Separately recorded from 1918-19

PRINCIPAL AND OTHER ARTICLES	QUANTITY					VALUE				
	1914-15	1917-18	1918-19	1919-20	1920-21	1916-17	1917-18	1918-19	1919-20	1920-21
<b>BURMA—continued</b>										
<b>RANGOON—continued</b>										
Chemicals and chemical preparations, etc.—continued										
Soda compounds—										
Bicarbonate of soda (sodium bicarbonate)	cwts.	73,043	10,799	13,967	16,812	15,368	5,402	5,902	9,419	13,152
Caustic soda (sodium hydroxide)		1,946	1,001	2,037	3,566	3,074	3,275	1,654	5,338	7,126
Sodium Carbonate (soda ash and soda crystals)		7,647	16,184	28,915	5,776	2,508	2,850	7,885	18,083	4,403
Other sorts		848	702	1,796	1,211	2,058	1,187	1,235	2,168	2,022
Sulphur		8,158	23,805	22,370	20,322	30,614	5,221	16,915	12,227	19,600
Zinc Compounds—										
Chloride (z)					2,059	1,008				5,445
Others (z)					1	2				7
Other sorts of chemicals							13,579	21,754	14,595	10,991
Total value of Chemicals and Chemical preparations, etc.						55,569	70,916	86,704	100,385	111,956
Chinese and Japanese ware (including lacquered ware but excluding earthenware and porcelain)							4,043	2,305	4,277	6,340
Clocks and Watches and parts therefor—										
Clocks and timepieces	no.	8,301	5,371	6,277	8,242	11,828	3,643	1,805	2,072	5,007
Watches		15,042	5,224	2	1,104	7,049	2,571	855	1	357
Parts of clocks and watches							414	36	39	128
Total value of Clocks and Watches, etc.							6,028	2,697	2,712	5,492
Coal, coke, and patent fuel—										
Coal	tons	9,600	7,095	12,362	6,471	35,696	15,962	16,900	22,474	132,810
Coke		425	1,050	1,174	958	614	1,735	4,478	5,503	6,296
Patent fuel		102	131	121						
Total Coal, Coke, and Patent fuel		10,085	8,154	13,586	7,429	36,210	17,697	21,378	27,977	139,115
Coffee, other than roasted or ground	cwts.	644	945	176	182	2,434	1,561	1,703		9,536
Cordage and Ropes of vegetable fibre (excluding jute and cotton)		5,224	5,210	2,969	4,054	5,771	37,900	34,424	21,238	58,417
Cork manufactures		76	92	83	112	288	707	981	1,023	4,548
Cutlery							14,184	19,181	18,481	79,094
Cycles (other than motor cycles) and parts thereof and accessories—										
Cycles imported entire or in sections	no.	1,301	118	102	142	1,301	4,778	4,487	1,173	73,516
Parts of cycles and accessories							4,258	3,918	2,765	25,615
Total value of Cycles, etc.							11,036	7,405	3,938	99,131
Drugs and Medicines (including chemicals and narcotics)—										
Camphor		9,384	1,223	10,200	5,763	10,092	794	482	1,840	7,320
Camla lignea	cwts.	219	187	604	798	410	336	221	1,143	1,432
Proprietary and patent medicines										
							8,814	6,460	26,252	25,088

Note.—The sterling figures have been converted at the rate of R10=£1 for 1919-20 and 1920-21, and R15=£1 for earlier years  
(a) Separately recorded from April, 1919

Imports—continued  
IMPORTS—continued

PRINCIPAL AND OTHER ARTICLES	QUANTITY					VALUE				
	1916-17	1917-18	1918-19	1919-20	1920-21	1916-17	1917-18	1918-19	1919-20	1920-21
<b>BURMA—continued</b>										
<b>RANGOON—continued</b>										
Drugs and Medicines (excluding chemicals and narcotics)—continued										
Quinine Salts—Quinine Sulphate or bisulphate lbs	688	449	779	872	3,810	2,068	1,432	2,510	3,951	37,189
Other sorts	109	80	159	149	959	272	222	544	393	1,524
Other sorts of drugs and medicines value	208,01	180,3	208,02	192,28	273,02	208,12	170,11	32,479	59,081	67,629
Total value of Drugs and Medicines, etc.	287,11	261,11	416,11	384,28	576,02	43,662	38,335	44,960	64,865	130,162
Dyeing and Tanning substances—Cutch and Gambier cwts	1,559	738	941	1,236	1,977	1,350	1,848	3,123	2,036	4,887
Dyes obtained from coal tar—Alizarine lbs	701,2	212,2		3	13,596					3,622
Aniline "	2,810	6,989	4,283	54,588	77,658	655	3,487	3,126	28,242	97,657
Others	224,74	222,24			6,000					1,086
Other sorts (excluding lac-dye) cwts	10,644	7,280	1,582	27	49	2,017	854	384	64	374
Total value of Dyeing and Tanning substances			301	112		4,022	6,180	3,850	34,344	107,327
Earthenware and Porcelain (excluding pipes of earthenware)	287,2	930,2	01	11	811	102	108			
Earthenware (excluding pipes)	92	2	2	10	1	72,018	88,084	90,828		
Porcelain (a)	112	17	20	11	31	12	5		168,028	222,870
Electrical Other kinds	220,2	221,2	212	178	302	212	202		229	2,871
Total value of Earthenware and Porcelain (excluding pipes of earthenware)	287,1	221,1	212	222	302	72,018	88,084	90,828	168,028	236,917
Electroplated ware value	171	282	218,1	222	102	3,061	1,340	2,115	5,225	15,194
Fireworks (b) lbs	728	111	22	208,04	72	208,04	72	2,115	5,225	15,194
Fish (excluding canned fish)—Fish, dry, unsalted cwts	5,556	4,325	5,454	2,648	5,786	12,510	8,906	12,761	22,150	24,291
" " salted "	32,337	40,759	44,258	35,928	59,582	72,017	54,074	59,249	122,122	118,968
" " wet, salted (not in cans) "	24,094	9,384	338	223	961	8,224	2,683	151	200	1,884
" " other sorts "	37	9	61	18	19	228	79	350	438	501
Total of Fish, etc.	62,024	54,787	50,111	38,817	65,326	92,979	65,742	72,451	148,010	165,140
Fruits and Vegetables—Fresh fruits and vegetables—Coconuts no.	2,925,971	4,080,960	3,472,236	2,481,819	3,103,024	18,448	18,872	15,824	21,848	24,291
Others value						6,755	718	1,134	6,408	7,210
Fresh vegetables of all kinds	012,8	028,11				184	107	109	270	565
Fruits and vegetables: dried, salted, or preserved, not being canned or bottled—Dates tons	207	380	246	261	495	8	8	4,087	7,903	11,477
Other sorts "	807	380	414	476	980	12,049	6,921	10,209	16,187	26,116
Total of Fruits, dried, salted or preserved	207	380	660	697	1,475	12,057	6,924	14,246	24,090	47,593
Total value of Fruits and Vegetables	290,0	160,0	117,0	111,0	170,0	27,619	29,616	31,317	51,124	89,659
Furniture and Cabinetware—Bedsteads value	222,1	222,1	222	191	12	4,188	7,428	1,179	8,960	16,269
Furniture of wood (other bedsteads) "			589,3			1,904	1,228	1,214	2,484	6,488
Furniture of other materials (other bedsteads) "						3,127	3,717	4,648	12,177	17,211
Mouldings, etc.	112,281	282,122				3,520	1,645	2,122	1,607	2,282
Total value of Furniture and Cabinetware	222,2	222,2	222	191	12	19,739	7,928	9,688	21,528	42,577

NOTE.—The sterling figures have been converted at the rate of Rs 10 = £ 1 for 1916-20 and 1920-21, and Rs 12 = £ 1 for earlier years.  
(a) Separately recorded from 1919-20  
(b) Quantity not recorded prior to April 1919

TRADE AT CHIEF PORT  
RANGOON

( 166 )

No. 12—continued  
IMPORTS—continued

PRINCIPAL AND OTHER ARTICLES	QUANTITY					VALUE				
	1916-17	1917-18	1918-19	1919-20	1920-21	1916-17	1917-18	1918-19	1919-20	1920-21
<b>BRITISH INDIA—continued</b>										
<b>RANGOON—continued</b>										
Glass and glass-ware—										
Bangles . . . value	—	—	—	—	—	9,897	3,517	2,403	12,366	10,324
Beads and false pearls . . . cwts	10	22	..	..	..	525	173	..	..	..
Bottles and phials—Soda water bottles . . . gross	1,178	1,070	407	1,525	4,932	2,320	2,142	1,075	4,850	23,801
Others . . . "	11,925	24,803	30,572	35,591	23,898	7,082	10,896	16,975	26,563	38,068
Funnels, globes, and glass parts of lamps . . . value	—	—	—	—	—	7,247	11,786	12,595	17,941	10,726
Sheet and plate suppl. feet	691,281	531,634	350,677	908,452	1,841,951	14,162	10,894	8,601	37,822	76,022
Tableware (including decanters, tumblers, etc.) . . . value	—	—	—	—	—	6,671	5,643	6,537	15,967	16,887
Other glassware . . . "	—	—	—	—	—	5,313	2,407	4,238	7,993	19,051
Total value of glass and glass-ware . . .	—	—	—	—	—	53,223	47,458	52,484	123,502	195,779
Glue (b) . . . cwts	—	—	—	—	1,218	—	—	—	—	5,239
<b>Grain, Pulse, and Flour—</b>										
Beans (dry) (a) . . . tons	—	—	—	213	163	—	—	—	3,052	3,221
Oats . . . "	1	..	..	..	..	4	4	..	..	..
Pulse . . . "	387	294	189	14	10	3,050	2,782	1,626	292	197
Wheat flour . . . "	..	3	1	96	5	2	29	27	2,962	178
Other sorts . . . "	7	21	15	14	35	74	211	195	379	592
Total of Grain, Pulse, and Flour . . . "	395	318	205	337	213	3,130	3,026	1,843	6,565	4,188
<b>Gums and Resins—</b>										
Benjamin . . . cwts	544	520	485	353	375	1,823	1,750	1,647	2,562	1,020
Dammer (Resins) (b) . . . "	—	—	—	—	17,357	—	—	—	—	10,610
Resin . . . "	234	151	1,267	488	1,313	285	171	1,570	1,477	4,030
Other sorts . . . "	34	59	27	30,892	25	114	257	289	20,384	237
Total of Gums and Resins . . . "	812	730	1,779	31,934	19,070	2,222	2,178	3,506	24,423	16,806
<b>Hardware, excluding cutlery and electro-plated ware—</b>										
Agricultural implements . . . value	—	—	—	—	—	6,075	4,813	11,076	23,326	36,745
Buckets of tinned or galvanised iron . . . "	—	—	—	—	—	3,470	3,472	1,188	1,806	9,191
Blacksmiths' hardware, such as locks, hinges, door bolts, etc. . . . "	—	—	—	—	—	9,994	9,400	9,560	41,248	155,318
Domestic hardware, other than enamelled iron-ware . . . "	—	—	—	—	—	11,830	8,210	7,629	32,976	72,068
Enamelled iron-ware . . . "	—	—	—	—	—	25,686	16,025	17,097	74,969	127,161
Gas mantles (a) . . . "	—	—	—	—	—	—	—	—	4,159	3,750
Implements and tools, other than agricultural implements and machine tools . . . "	—	—	—	—	—	34,931	23,363	44,846	109,151	211,450
Lamps, metal . . . no.	61,032	36,620	37,278	80,147	129,477	10,641	9,972	11,026	36,121	96,102
Lamps, glass . . . "	21,534	4,090	11,656	2,873	64,296	617	96	1,140	141	3,341
Parts of lamps, other than glass . . . value	—	—	—	—	—	2,624	5,331	2,733	6,435	21,001
Safe and strong boxes of metal . . . no.	228	93	34	194	962	1,250	1,236	428	3,905	20,288
Stoves (b) . . . "	—	—	—	—	5,036	—	—	—	—	4,490
Other sorts . . . value	—	—	—	—	—	122,468	96,459	37,184	194,666	438,370
Total value of Hardware, etc. . . .	—	—	—	—	—	231,536	183,377	194,216	533,962	1,249,485
Hops . . . cwts	121	235	6	3	9	883	2,233	93	49	326

NOTE.—The sterling figures have been converted at the rate of £10=₹1 for 1919-20 and 1920-21, and £15=₹1 for earlier years.  
(a) Separately recorded from 1919-20  
(b) " " " " 1920-21

No. 12—continued  
IMPORTS—continued

PRINCIPAL AND OTHER ARTICLES	QUANTITY					VALUE				
	1916-17	1917-18	1918-19	1919-20	1920-21	1916-17	1917-18	1918-19	1919-20	1920-21
<b>BUENA—continued</b>										
<b>Rangoon—continued</b>										
Instruments, Apparatus, and Appliances, and parts thereof—										
Electric, other than telegraph and telephone apparatus not being machinery—										
Electric fans and parts thereof value	—	—	—	—	—	349	800	434	5,313	32,043
Electric lamps and parts thereof	—	—	—	—	—	8,509	8,440	14,539	—	—
Electric glow lamps (a)	—	—	—	—	—	—	—	—	10,043	17,313
Electric Lamps, other, sorts(a)	—	—	—	—	—	—	—	—	2,755	6,514
Electric wires and cables	—	—	—	—	—	8,355	7,073	4,310	—	—
Rubber, insulated(a)	—	—	—	—	—	—	—	—	23,583	24,944
Insulations, other than rubber (a)	—	—	—	—	—	—	—	—	1,960	5,465
Telegraph and telephone wires and cables (b)	—	—	—	—	—	—	—	—	—	1,151
Bare copper wire (Electrolytic) (a)	—	—	—	—	—	—	—	—	9,083	36,132
Telegraph and telephone instruments and apparatus (b)	—	—	—	—	—	—	—	—	6,410	6,446
Batteries	—	—	—	—	—	—	—	—	—	5,970
Carbons, electric (including furnace electrodes) (b)	—	—	—	—	—	—	—	—	—	3,856
Electric lighting accessories and fittings (including switches)(b)	—	—	—	—	—	—	—	—	—	41,531
Electrical instruments (other than telegraphic and telephonic)	—	—	—	—	—	—	—	—	3,732	5,737
Meters (a)	—	—	—	—	—	—	—	—	—	161
Others	—	—	—	—	—	—	—	—	—	—
Switch boards (other than telegraph and telephonic) (a)	—	—	—	—	—	—	—	—	13,132	4,502
Inferior fittings(a)	—	—	—	—	—	—	—	—	7,463	—
Unenumerated	—	—	—	—	—	11,834	7,856	9,454	20,104	20,566
<b>Musical—</b>										
Pianos and Pianos-players, complete	67	13	11	25	47	2,948	518	650	1,701	6,028
Talking machines and accessories—										
Talking Machines	69	44	20	184	253	366	98	258	1,144	2,604
Accessories value	—	—	—	—	—	1,066	110	318	493	585
Other sorts (including parts of musical instruments)	—	—	—	—	—	1,209	875	1,308	3,516	22,031
Optical	—	—	—	—	—	4,121	1,554	761	13,985	21,272
Photographic	—	—	—	—	—	3,597	4,922	6,000	5,606	12,718
Scientific, and philosophical	—	—	—	—	—	4,860	5,874	1,200	7,870	25,082
Surgical	—	—	—	—	—	4,765	3,805	4,181	9,749	16,805
Other kinds	—	—	—	—	—	3,022	5,924	11,172	8,788	17,562
Total value of Instruments, etc.	—	—	—	—	—	56,050	46,355	54,885	164,905	344,243
<b>Jewellery (excluding imitation jewellery and precious stones and pearls, uncut), also plate of gold and silver—</b>										
Jewellery value	—	—	—	—	—	342	111	45	1,134	855
Plate of gold and silver	—	—	—	—	—	1,781	750	637	2,875	5,667
Total value of Jewellery, etc.	—	—	—	—	—	2,123	861	682	4,009	6,522
<b>Leather—</b>										
Hides, tanned tons & or dressed no.	1=172	1=64	—	1=24	2=398	268	167	—	178	597
Skins, tanned tons & or dressed no.	11=3,825	10=6,257	19=7,244	13=5,436	7=2,909	4,337	4,325	6,445	7,034	4,786
Unwrought cwts	241	140	61	118	83	3,293	3,669	1,554	5,605	6,633
Leather cloth (a) value	—	—	—	—	—	—	—	—	218	3,847
Artificial leather (a)	—	—	—	—	—	—	—	—	873	1,179

NOTE.—The sterling figures have been converted at the rate of R10=£1 for 1919-20 and 1920-21, and R15=£1 for earlier years  
(a) Separately recorded from 1919-20  
(b) " " " " 1920-21

TRADE AT CHIEF PORT  
RANGOON

(( 108 ))

No. 12—continued  
IMPORTS—continued

PRINCIPAL AND OTHER ARTICLES	QUANTITY					VALUE				
	1916-17	1917-18	1918-19	1919-20	1920-21	1916-17	1917-18	1918-19	1919-20	1920-21
BURMA—continued										
RANGOON—continued										
Leather—continued										
Manufactures (excluding boots and shoes and belting for machinery)—Bags and trunks value	—	—	—	—	—	2,437	2,123	2,516	6,888	32,575
Saddlery and harness	—	—	—	—	—	1,455	607	978	2,222	5,037
Other sorts	—	—	—	—	—	9,466	8,446	6,469	11,323	18,416
Total value of Leather	—	—	—	—	—	23,358	19,337	18,362	34,341	78,070
Liquors, including methylated and perfumed spirits—Ale, beer, and porter—										
Ale and beer—										
In bottles [galla.	893,187	272,397	154,583	207,767	407,166	67,065	51,226	38,910	99,748	173,864
„ bulk	35,140	1,076	..	..	55,042	2,966	112	..	..	12,233
Stout and porter—										
In bottle	15,634	10,727	14,536	12,773	26,895	3,420	2,872	4,514	5,111	13,697
„ bulk	1,560	..	..	..	..	100	..	..	..	..
Cider and other fermented liquors	1,216	4,174	126	640	1,003	377	1,278	37	321	568
Spirit—										
Brandy { Liq. galls.	47,708	24,642	38,202	21,756	42,563	38,098	25,051	49,962	37,216	81,031
{ Proof galls.	37,838	19,341	29,897	16,778	33,507					
G.n. { Liq. galls.	10,658	5,047	3,020	5,808	8,139	5,055	3,728	3,673	5,000	9,720
{ Proof galls.	8,322	4,575	2,403	4,216	6,269					
Liqueurs Liq. galls.	980	651	365	701	2,330	1,111	889	457	1,497	5,876
Rum { Liq. galls.	20,759	38,372	31,295	66,748	54,835	2,419	3,206	3,061	8,118	3,683
{ Proof galls.	49,415	64,166	51,302	111,288	92,545					
Whisky { Liq. galls.	78,679	56,260	7,067	43,840	77,561	51,861	47,365	48,837	59,625	127,555
{ Proof galls.	64,534	45,293	36,880	33,656	69,136					
Spirit, present in drugs, medicines, or chemicals.	6,984	6,599	4,285	6,313	9,660	11,019	11,716	8,650	17,107	29,546
Spirit, perfumed	1,545	1,252	764	1,732	3,678	8,270	7,539	5,596	14,738	42,529
Other sorts	18,072	14,394	32,922	30,014	39,265	9,394	9,738	16,308	26,906	33,272
Total of Spirit	193,405	147,166	147,555	176,020	237,031	126,125	108,343	135,987	169,449	338,314
Wines—										
Champagne and other sparkling wines	2,060	1,186	345	1,271	4,425	4,083	2,343	822	4,353	18,580
Port	9,276	7,286	6,737	7,630	7,168	4,977	4,645	4,352	8,157	11,457
Still red wines, other than port	6,079	3,647	1,620	5,268	10,752	1,684	1,171	1,212	4,178	8,933
Sherry, Madeira and Marsala	1,758	1,466	639	679	2,142	999	864	566	983	2,415
Other sorts, including vermouth and ginger wine	9,176	3,651	4,376	6,083	8,839	4,150	1,575	3,236	7,666	8,277
Total of Wines	28,341	17,209	14,117	21,381	33,326	15,393	10,898	10,208	25,342	49,671
Total of Liquors	669,488	482,748	330,867	609,031	760,163	215,946	174,729	189,656	290,971	588,347
Machinery and Millwork—										
Prime movers (other than electrical)—Locomotives (excluding those for railways) value	—	—	—	—	—	5,340	634	3,654	225	..
Steam Engine (a)	—	—	—	—	—	—	—	—	—	4,796
Others	—	—	—	—	—	18,399	16,530	21,969	26,126	23,345

NOTE.—The sterling figures have been converted at the rate of £10=51 for 1910-20 and 1920-21, and £15=51 for earlier years  
(a) Separately recorded from 1920-21

No. 12—continued.  
IMPORTS—continued

PRINCIPAL AND OTHER ARTICLES	QUANTITY					VALUE				
	1916-17	1917-18	1918-19	1919-20	1920-21	1916-17	1917-18	1918-19	1919-20	1920-21
<i>BUERMA—continued</i>										
<i>RANGOON—continued</i>										
Machinery and Millwork—continued										
Other than locomotives value						18,308	18,530	21,000	50,506	
Oil Engines (b)										77,708
Steam Engines (b)										114,331
Others (b)										12,159
Electrical machinery of all kinds, not including instruments, apparatus, appliances, and parts thereof—										
Control and Switch gear (b)										22,055
Generators, alternators, and dynamos (c) value						1,123	1,071	1,178	31,889	17,808
Motors						5,737	4,160	933	9,015	27,056
Transformers (a)									16,040	23,639
Turbo-generating sets (b)										36,387
Other kinds						7,750	3,625	11,126	33,683	62,640
Machinery, not being prime-movers or electrical machinery—										
Agricultural machinery						1,145	20		1,823	69,251
Boilers						14,451	2,181	12,031	50,845	204,191
Machine tools (b)										142,020
Metal working machinery (including machine tools) (d)						8,410	4,485	1,483	8,141	9,153
Mining machinery						51,363	14,745	53,234	108,809	154,750
Oil crushing and refining machinery						7,733	23,463	6,530	7,793	23,790
Paper mill machinery									18,403	127,200
Refrigerating machinery						4,427	326	1,047	4,661	10,800
Rice and flour mill machinery						5,392	5,659	2,120	19,553	195,055
Saw mill and wood working machinery						5,903	2,252	3,249	21,014	60,120
Sewing and knitting machines and parts thereof—										
Sewing and knitting machines, no.	12,394	10,808	2,159	2,380	10,701	62,553	56,585	9,608	19,330	99,123
Parts of sewing and knitting machines and accessories value						8,573	5,940	25,802	60,203	10,062
Textile machinery—										
Cotton						60	212			30,791
Typewriters—										
Typewriters, no.	1,230	377	319	461	709	3,216	5,053	2,940	6,554	12,524
Parts of typewriters and accessories value						120	711	230	618	963
Other sorts of machinery (excluding printing machinery)						33,093	40,941	30,311	91,297	212,227
Total value of Machinery and Millwork						244,571	306,653	203,764	569,198	1,912,388
Matches—										
Safety gross of boxes	1,674,833	1,642,602	2,107,160	1,870,760	1,293,870	123,346	145,099	231,596	225,151	156,555
Mats and Matting, except coir and rubber, sq. yds.	186,558	164,800	62,810	118,058	144,123	4,089	3,567	1,055	5,451	7,682
Metals and Ores—										
Aluminium cwts	186	9	1	12	201	1,324	245	66	212	5,898
Wrought-Antifriction Metal (a) "				293	655				2,114	4,819
Brass, Bronze, and similar alloys and manufactures thereof—										
Unwrought "	83	108	79	42	142	372	623	478	206	822

NOTE.—The sterling figures have been converted at the rate of £10=21 for 1919-20 and 1920-21, and £15=21 for earlier years.  
 (a) Separately recorded from 1919-20  
 (b) " " " 1920-21  
 (c) Includes figures for generators only prior to April, 1919  
 (d) Includes figures for machine tools prior to April, 1920



TRADE AT CHIEF PORT  
RANGOON

(1170)

No. 12—continued  
IMPORTS—continued

PRINCIPAL AND OTHER ARTICLES	QUANTITY					VALUE				
	1916-17	1917-18	1918-19	1919-20	1920-21	1916-17	1917-18	1918-19	1919-20	1920-21
BURMA—continued										
RANGOON—continued										
Metals and Ores—continued										
Brass, Bronze and similar alloys and manufactures thereof—continued										
Wrought—										
Mixed or yellow metal, for sheathing . cwt	100	50	160	411	1,856	863	387	1,370	3,024	22,940
Other sorts . "	1,236	1,483	1,751	877	1,925	10,918	16,459	15,124	10,515	27,144
Total of Brass, Bronze, etc. "	1,436	2,041	1,900	1,300	3,223	12,658	17,479	16,981	13,745	50,706
Copper—										
Old, for re-manufacture "		1	6	4	100		1	13	27	618
Unwrought—										
Tiles, ingots, cakes, bricks, and slabs . "	372	388	123	1,350	1,330	2,743	2,789	1,140	9,106	8,494
Other sorts . "	246	380	161	28	1	1,820	740	1,325	82	9
Wrought—										
Bars and sheets . "	15	60	956	108	547	120	490	9,270	1,240	9,248
Wire (excluding wire of Telegraph and Telephone) . "	164	197	301	918	606	1,337	1,029	2,683	8,181	6,849
Other manufactures . "	138	619	375	682	555	1,359	6,216	3,980	6,549	9,551
Total of Copper . "	935	1,350	1,922	3,000	3,239	7,379	11,265	18,611	25,185	33,270
Iron—										
Pig . tons	40		65	545	1,191	320		659	6,383	21,780
Manufactures—										
Angle, bolt, and rod . "	63	133	130	109	289	791	1,679	3,737	6,805	14,534
Bars and channels . "	1,453	803	893	1,453	4,523	22,594	15,731	33,335	47,798	132,336
Rice bowls . "	139	79	129	222	466	2,417	1,445	3,125	6,851	24,450
Total of Iron . "	1,700	915	1,217	2,334	6,469	26,131	18,855	40,859	67,832	193,150
Iron or steel—										
Anchors and cables . "	153	43	93	311	222	4,967	1,667	3,812	17,624	18,187
Beams, pillars, and bridge work . "	47	30	38	379	3,127	1,633	820	11,552	20,055	170,199
Bolts and nuts . "	394	207	183	651	678	13,442	8,462	11,125	25,082	55,178
Fencing wire (a) . "				214	118				12,737	5,066
Hoops and strips . "	554	287	182	578	321	16,480	12,319	29,016	24,016	34,469
Nails, rivets, and washers . "	3,523	1,938	2,406	1,234	1,621	102,710	61,966	136,907	69,999	110,188
Old, for re-manufacture . "		4	17	383	635				3,305	9,861
Pipes and fittings, cast . "	323	283	134	1,271	4,734	19,902	6,011	6,739	60,675	239,322
Rails, chains, and fishplates (excluding those for railways) . "	43		70	435	2,602	734	—		9,377	82,029
Screws . "	44	3	53	100	54	2,263	283	11,306	19,567	9,027
Sheets and plates—										
Galvanized . "	2,285	2,180	909			71,340	67,365	37,917		
Corrugated (a) . "				3,955	2,227				112,540	396,733
Plain (a) . "				1,489	971				69,322	51,389
Tinned . "	4,037	4,433	7,208	4,949	5,456	105,449	151,261	260,392	219,322	356,923
Not galvanized or tinned . "	1,930	713	1,083	2,307	4,711	34,990	22,703	121,942	101,154	183,406
Tubes and fittings wrought . "	10,063	4,016	3,307	22,375	20,795	250,669	147,303	130,950	1,013,312	1,351,064

Note.—The sterling figures have been converted at the rate of R10=£1 for 1919-20 and 1920-21, and R15=£1 for earlier years.  
(a) Separately recorded from 1919-20

No. 12 continued  
IMPORTS—continued

PRINCIPAL AND OTHER ARTICLES	QUANTITY					VALUE					
	1916-17	1917-18	1918-19	1919-20	1920-21	1916-17	1917-18	1918-19	1919-20	1920-21	
BURMA—continued											
RANGOON—continued											
Metals and Ores—continued											
Iron or steel—continued											
Wire, other than fencing wire	tons	142	202	284	110	350	5,523	8,132	12,375	6,510	26,162
Wire nails (a)	"	—	—	—	2,750	3,481	—	—	—	148,200	102,240
Wire rope (b)	"	—	—	415	—	—	—	—	38,820	—	—
Galvanized (c)	"	—	—	—	702	400	—	—	—	31,408	44,451
Black (c)	"	—	—	—	445	405	—	—	—	43,738	47,012
Other manufactures of iron or steel (c)	"	865	514	78	510	955	35,739	26,164	3,818	26,916	76,634
Total of Iron or Steel		24,001	15,761	17,669	45,557	59,365	564,851	554,374	806,164	2,144,821	3,468,057
Steel—											
Angle and spring		677	451	428	—	—	11,973	8,476	15,009	—	—
Angle (a)	"	—	—	—	1,040	694	—	—	—	26,254	21,544
Spring (a)	"	—	—	—	204	22	—	—	—	7,284	867
Bars and channel	"	894	316	1,221	—	—	17,205	9,076	46,614	—	—
Bars (a)	"	—	—	—	2,435	5,487	—	—	—	80,801	180,456
Channels (a)	"	—	—	—	61	175	—	—	—	2,571	5,081
Cast	"	580	152	248	789	—	14,727	6,419	9,599	38,644	—
Tool, steel—High speed (d)	"	—	—	—	—	18	—	—	—	—	2,195
Carbon (d)	"	—	—	—	—	584	—	—	—	—	30,783
Cast steel bars (d)	"	—	—	—	—	1,083	—	—	—	—	54,222
Other cast steel (d)	"	—	—	—	—	37	—	—	—	—	2,234
Ingots, blooms, billets, and slabs	"	—	—	—	52	83	—	—	—	1,000	2,061
Total of Steel		2,151	919	1,892	4,611	8,108	48,605	23,973	71,222	169,023	300,443
Lead—											
Unwrought	cwts	—	68	—	—	—	—	—	—	—	3
Wrought—Sheets, pipes, and tubes	"	1,365	389	644	954	1,566	2,706	806	1,485	2,155	5,370
Other sorts	"	286	552	37	31	189	530	1,925	105	185	1,107
Total of Lead		1,654	989	686	985	1,755	3,232	2,912	1,606	2,370	6,480
Solder		2,985	798	401	17	57	15,851	4,674	2,280	161	632
Tin—											
Unwrought (blocks, ingots, bars, and slabs)		330	1,450	3,121	1,858	2,100	2,391	16,400	40,092	37,161	34,658
Wrought (including plates or sheets, not being tinned iron)	"	12	9	192	15	25	101	81	557	272	509
Total of Tin		242	1,459	3,313	1,873	2,125	2,492	16,481	40,649	37,433	35,167
Zinc or Spelter—											
Unwrought	"	1,412	1,699	3,115	2,201	5	5,607	4,896	10,139	11,609	30
Wrought or manufactured	"	3,984	6,421	1,119	3,642	13,811	16,074	22,483	5,642	18,965	61,323
Total of Zinc or Spelter		5,396	8,120	4,234	5,843	13,816	21,681	27,379	15,781	30,574	61,353
Metals, unenumerated		1,134	398	943	682	565	5,017	2,236	4,239	5,751	5,008
Ores, unenumerated	tons	1	—	—	—	—	120	10	5	—	3
Total of Metals		29,457	18,250	31,453	53,243	75,259	804,916	679,921	1,018,554	2,496,212	4,106,963
Total of Ores		1	—	—	—	—	120	10	5	—	3
Total of Metals and Ores		29,458	18,250	31,453	53,243	75,259	805,036	679,931	1,018,559	2,496,215	4,106,966

NOTE.—The sterling figures have been converted at the rate of £10=£1 for 1919-20 and 1920-21, and £15=£1 for earlier years.

- (a) Separately recorded from 1919-20.
- (b) Separately recorded from 1918-19.
- (c) Includes wire rope prior to April, 1918.
- (d) Separately recorded from 1920-21.

TRADE AT CHIEF PORT  
RANGOON

( 172 )

No. 12—continued  
IMPORTS—continued

PRINCIPAL AND OTHER ARTICLES	QUANTITY					VALUE				
	1916-17	1917-18	1918-19	1919-20	1920-21	1916-17	1917-18	1918-19	1919-20	1920-21
						£	£	£	£	£
<b>BURMA—continued</b>										
<b>RANGOON—continued</b>										
Motor Cars and Motor Cycles and parts thereof—										
Motor cars no.	500	149	3	689	1,218	113,632	31,124	1,139	303,219	587,988
" cycles "	155	18	..	266	468	7,924	1,303	..	18,312	52,438
" wagons "	20	..	1	67	157	8,335	..	580	19,158	112,462
Parts of motor cars and motor cycles and accessories value	—	—	—	—	—	24,824	19,088	12,817	46,509	78,607
Total value of Motor Cars, etc.	—	—	—	—	—	154,715	51,510	14,536	287,198	831,496
<b>Oils—</b>	Galls.	Galls.	Galls.							
Animal . cwt & galls	2,560	1,556	787	502=6,261	28=344	486	371	154	1,105	195
Essential lbs & "	208	187	430	8,220=915	..	484	1,123	2,460	3,490	..
Synthetic (b) "	..	..	..	..	149=16	..	..	..	..	141
Natural (b) "	..	..	..	..	12,220=1,355	..	..	..	..	5,795
Total of essential oils "	208	187	430	8,220=915	12,369=1,371	484	1,123	2,460	3,490	5,936
<b>Mineral—</b>										
Fuel oils . "	6,932,395	1,221,092	20	3,258,758	1,579,996	66,958	11,423	1	71,977	55,187
<b>Kerosene—</b>										
In bulk . "	..	60	..	..	..	..	2	..	..	..
In tins . "	246,500	697,418	75	467,159	490,941	11,016	36,906	5	56,281	54,603
Lubricating oils "	179,842	169,061	272,738	200,220	149,896	18,812	18,605	26,992	35,286	29,001
Other kinds . "	4,687	37,199	30,810	2,805	8,046	668	2,439	4,360	794	1,956
Total of Mineral Oils "	7,362,924	2,124,818	303,643	3,928,942	2,228,869	97,454	69,375	31,358	164,318	140,747
<b>Vegetable, not essential—</b>										
(Coconut . cwt & "	17,906	80,374	49,252	205=2,556	2,749=34,213	3,747	12,419	8,679	809	11,073
Linseed . "	8,862	4,977	8	777=9,666	814=10,144	2,038	1,409	1	3,069	6,321
Other sorts . "	12,367	6,594	7,795	561=6,997	800=10,087	1,584	909	1,479	3,130	4,399
Total of Vegetable Oils "	39,135	91,945	57,053	1,543=19,219	4,363=54,444	6,364	14,737	10,159	7,008	20,893
Total of Oils . "	7,404,827	2,218,800	361,941	3,955,337	2,285,018	104,933	84,967	42,794	175,921	167,771
Oil-cloth and floor-cloth . sq. yds.	913,753	102,456	31,777	90,269	278,865	14,252	5,327	3,361	11,860	52,373
Opium . lbs	17	14	11	20 $\frac{1}{2}$	10 $\frac{1}{2}$	67	187	208	109	166
Packing—Engines and Boiler—of all kinds, including asbestos value	—	—	—	—	—	6,555	11,634	9,312	20,087	32,291
<b>Paints and Painters' materials—</b>										
Paints and Colours—										
Enamels prepared (b) cwt & red lead "	—	—	—	—	2,640	—	—	—	—	26,245
Red lead—(a)	6,554	3,109	3,179	—	—	15,148	8,277	12,821	—	—
Genuine, dry . "	—	—	—	1,305	2,321	—	—	—	5,137	8,294
Reduced . "	—	—	—	25	20	—	—	—	113	61
White lead—(a)	—	—	—	—	—	—	—	—	—	—
Genuine, dry . "	—	—	—	641	1,092	—	—	—	2,228	4,804
Reduced . "	—	—	—	67	15	—	—	—	238	70
Genuine, moist . "	—	—	—	1,366	2,259	—	—	—	4,810	10,429
Reduced . "	—	—	—	685	879	—	—	—	2,328	3,911
Zinc, white—(a)	—	—	—	—	—	—	—	—	—	—
Genuine, dry . "	—	—	—	187	108	—	—	—	1,042	706
Reduced . "	—	—	—	—	5	—	—	—	—	15
Genuine, moist . "	—	—	—	1,991	2,882	—	—	—	9,649	16,304
Reduced . "	—	—	—	180	471	—	—	—	610	2,075
Blue paint or Paris blue (a) . "	—	—	—	276	1,605	—	—	—	2,651	16,104
Other sorts . "	11,333	12,272	7,566	10,241	14,128	32,669	36,483	26,210	54,185	48,165

NOTE.—The sterling figures have been converted at the rate of R10=£1 for 1919-20 and 1920-21, and R15=£1 for earlier years  
(a) Separately recorded from 1919-20  
(b) " " " 1920-21

No. 12—continued  
IMPORTS—continued

PRINCIPAL AND OTHER ARTICLES	QUANTITY					VALUE				
	1916-17	1917-18	1918-19	1919-20	1920-21	1916-17	1917-18	1918-19	1919-20	1920-21
<b>BURMA—continued</b>										
<b>BANGOON—continued</b>										
<b>Paints and Painters' materials—continued</b>										
Painters' materials (other than paints and colours)—										
Turpentine cwts	460	217	320			1,384	3,283	1,812		
Genuine turpentine (a)				445	465				2,876	4,590
Turpentine substitute (a)				24	12				172	93
Varnish (a)				1,725	2,540				12,328	22,845
Other kinds value						9,187	5,039	3,056	9,830	7,522
<b>Total value of Paints and Painters' materials</b>						58,408	53,062	48,890	103,062	172,533
<b>Paper and Pasteboard—</b>										
<b>Paper—</b>										
Packing paper cwts	36,944	11,047	10,164	66,136	72,067	40,522	17,107	27,653	102,576	140,554
Printing paper "	18,752	14,092	10,101	11,054	53,785	35,968	32,936	35,462	32,957	333,532
Writing paper and envelopes value						23,341	15,213	13,168	18,705	105,944
Other kinds of paper (including paper manufactures) (b) cwts	11,096	7,069	11,555	6,804	12,310	30,062	27,305	33,763	23,962	71,120
Paper manufactures (c) value								14,882	23,630	51,067
Pasteboard, mill-board, and cardboard of all kinds cwts	5,878	2,103	6,163	4,116	4,249	4,366	4,097	3,294	5,192	8,835
<b>Total value of Paper and pasteboard</b>						124,250	96,659	143,223	211,422	711,981
Paraffin wax tons	280	14		7	1	10,237	387		306	163
Perfumery (not being perfumed spirit) value						1,757	2,675	1,996	4,202	5,710
<b>Pitch and Tar (d)</b>										
Coal tar and pitch (a) cwts				22,170	14,152				16,270	8,549
Stockholm tar and pitch (a)	42,296	30,237	40,529	970	726	16,541	13,097	22,315	2,680	2,087
Dammer (a)										
<b>Total Pitch and Tar</b>	42,296	30,237	40,529	23,140	14,878	16,541	13,097	22,315	18,950	10,636
<b>Polishes—</b>										
Polishes and compositions for application to leather value						4,772	4,755	2,264	7,973	17,116
Polishes and compositions for application to metals, etc.						3,628	17,712	17,923	13,550	13,965
Wood Polish (e)										317
<b>Total value of Polishes</b>						8,400	22,467	20,187	21,523	31,081
<b>Printing and Lithographing machinery and materials (excluding paper)—</b>										
Printing and lithographing presses value						2,351		501	2,889	19,252
Printing type cwts	13	10	10	31	200	133	102	108	550	2,904
Printers and Lithographer's ink value									695	2,297
Other materials						1,726	1,182	1,498	921	3,005
<b>Total value of Printing and Lithographing machinery</b>						4,210	1,284	2,107	5,004	23,458

Note.—The sterling figures have been converted at the rate of £10=21 for 1919-20 and 1920-21, and £15=21 for earlier years.

(a) Separately recorded from 1919-20

(b) Includes paper manufactures prior to April, 1918

(c) Separately recorded from 1918-19

(d) Includes figures for dammer prior to April, 1920

(e) Separately recorded from 1920-21.

TRADE AT CHIEF PORT  
RANGOON

( 174 )

No. 12—continued  
IMPORTS—continued

PRINCIPAL AND OTHER ARTICLES	QUANTITY					VALUE				
	1916-17	1917-18	1918-19	1919-20	1920-21	1916-17	1917-18	1918-19	1919-20	1920-21
<b>BURMA—continued</b>										
<b>BANGOR—continued</b>										
Provisions and Oilman's stores—										
Bacon and hams . cwts	1,778	849	848	759	949	12,024	2,679	3,008	10,568	16,363
Biscuits and cakes "	11,682	890	361	11,166	14,608	62,046	4,034	2,018	106,263	183,281
Butter (including canned) "	815	300	103	478	1,147	8,835	4,434	1,126	11,034	28,002
Cheese (including canned) "	703	311	156	241	787	5,412	3,434	1,892	3,568	14,229
Cocoa and chocolate "	590	50	169	1,035	1,187	4,974	787	1,823	14,564	26,480
Farinaceous and patent foods "	34,720	17,587	19,012	26,780	34,775	48,213	29,938	33,462	74,982	120,388
Isinglass (a) "	—	—	—	345	141	—	—	—	6,207	2,516
Jams and jellies "	1,588	682	477	258	1,988	5,870	2,322	1,674	1,297	18,800
Lard "	2,048	659	410	260	1,400	5,786	1,476	1,100	990	12,654
Milk, condensed and preserved, including milk cream "	23,715	22,178	12,871	23,452	24,044	92,369	88,576	54,017	143,279	190,494
Pickles, chutnies, sauces, and condiments "	1,277	1,804	1,153	1,654	2,212	5,747	7,483	4,967	11,210	20,455
Vinegar (excluding bottled vinegar) gals.	11,907	2,322	3,749	2,559	5,091	322	119	292	297	897
Other sorts of provisions—										
Canned and bottled provisions (not specified elsewhere) cwts	16,806	6,814	5,377	—	—	51,666	25,923	25,029	—	—
Canned or bottled fruits (b) "	—	—	—	—	4,282	—	—	—	—	32,837
Tinned or canned fish (a) "	—	—	—	2,767	10,645	—	—	—	18,803	79,282
Others (c) "	—	—	—	5,890	7,377	—	—	—	39,742	68,286
Others "	6,570	5,635	5,639	5,060	3,082	13,083	8,718	12,710	21,703	14,494
Total value of Provisions, etc.	—	—	—	—	—	316,347	179,868	143,898	464,345	829,417
Railway Plant and Rolling-stock—										
Carrriages and wagons and parts thereof value	—	—	—	—	—	23,752	682	—	81,217	112,729
Locomotive engines and tenders and parts thereof "	—	—	—	—	—	23,169	292	1,780	16,156	335
Materials for construction—										
Bridge work tons	88	—	—	—	3,109	561	—	—	—	136,633
Rails, chairs, and fishplates of steel or iron "	5	180	—	8,084	206	78	3,110	—	66,129	11,808
Other kinds of materials "	45	17	4	182	281	1,229	1,095	623	—	18,678
Total value of Railway Plant, etc.	—	—	—	—	—	48,789	5,179	3,326	171,782	279,668
Rubber—										
Manufactures—										
Tyres for motors and motor cycles no.	2,241	2,190	4,300	3,335	4,680	5,295	7,242	13,952	22,817	33,699
Tubes for motor tyres "	2,432	1,696	1,209	1,879	4,472	1,231	1,278	1,482	2,619	5,461
Other manufactures (except apparel and boots and shoes) value	—	—	—	—	—	16,682	18,376	23,563	33,319	55,408
Total value of Rubber	—	—	—	—	—	23,178	26,795	38,947	68,749	94,568
Salt tons	76,478	24,362	33,976	40,384	54,245	373,843	101,524	134,653	204,135	228,029

NOTE.—The sterling figures have been converted at the rate R10=£1 for 1919-20 and 1920-21, and R15=£1 for earlier years.  
(a) Separately recorded from 1919-20  
(b) " " " " 1920-21

No. 12—continued  
IMPORTS—continued

PRINCIPAL AND OTHER ARTICLES	QUANTITY					VALUE				
	1916-17	1917-18	1918-19	1919-20	1920-21	1916-17	1917-18	1918-19	1919-20	1920-21
<b>BURMA—continued</b>										
<b>RANGOON—continued</b>										
<b>Seeds—</b>										
<b>Oil seeds—</b>										
Essential tons				4	6			8	251	350
<b>Non-essential—</b>										
Sesamum (oil or linseed) "	12,270	22	24	8,147	2	7,025	78	24	10,592	71
Others "	232	1,296	205	27	3	174	1,103	297	83	85
Other than oil seeds "	128	10	25	52	24	171	16	137	294	1,324
<b>Total of Seeds</b>	<b>12,628</b>	<b>1,328</b>	<b>256</b>	<b>8,305</b>	<b>25</b>	<b>7,370</b>	<b>1,137</b>	<b>446</b>	<b>11,170</b>	<b>1,639</b>
<b>Shells and Cowries—</b>										
<b>Shells—</b>										
Shells (chanks, sankh, large or ornamental shells, cowries, mother of pearl shells, and oyster shells) cwts					3	1	2			6
Tortoise shell (including nakhia or nakh) lbs	1,227	573	706	3,180	1,551	902	381	490	3,285	1,715
<b>Total value of Shells and Cowries</b>						<b>908</b>	<b>383</b>	<b>490</b>	<b>3,285</b>	<b>1,715</b>
Ships, parts of (including launches and boats) value						58,373	143,697	118,781	241,089	180,238
Smokers' requisites (excluding tobacco) "						8,543	8,801	3,472	8,008	21,910
<b>Soap—</b>										
Household and laundry soap in bars or tablets cwts	75,497	25,455	31,088	75,908	66,999	101,016	148,008	74,482	213,758	204,468
Toilet soap "	4,345	3,902	2,745	4,297	4,086	14,724	16,147	16,098	32,076	29,544
Other sorts "	690	800	633	458	587	1,419	2,379	2,865	1,633	4,223
<b>Total of Soap</b>	<b>80,532</b>	<b>30,157</b>	<b>34,466</b>	<b>80,663</b>	<b>71,672</b>	<b>117,159</b>	<b>166,534</b>	<b>93,445</b>	<b>247,467</b>	<b>238,235</b>
<b>Spices—</b>										
Betelnuts	46,979	48,198	49,561	46,012	51,242	29,103	28,063	39,008	20,324	68,805
Nutmegs "	750	1,126	910	1,767	921	1,066	1,623	1,816	4,755	2,043
Pepper "	4,163	2,944	1,094	2,016	1,033	10,671	8,378	2,641	8,521	4,040
Other sorts "	361	294	452	183	259	1,622	1,652	3,330	1,367	1,795
<b>Total of Spices</b>	<b>52,253</b>	<b>52,562</b>	<b>52,017</b>	<b>49,978</b>	<b>53,465</b>	<b>42,462</b>	<b>39,721</b>	<b>48,214</b>	<b>34,967</b>	<b>76,683</b>
Stationery (excluding paper) value						44,023	35,479	38,323	54,149	123,625
<b>Stone and Marble—</b>										
Stone and marble Tons	462	2,155	770	41	940	974	4,083	596	616	3,986
Articles of stone and marble "	36	19	14	67	197	496	501	329	1,303	4,396
<b>Total of Stone and Marble</b>	<b>498</b>	<b>2,174</b>	<b>784</b>	<b>108</b>	<b>1,137</b>	<b>1,470</b>	<b>4,584</b>	<b>925</b>	<b>1,919</b>	<b>8,382</b>

NOTE.—The sterling figures have been converted at the rate of Rs10=£1 for 1919-20 and 1920-21, and Rs15=£1 for earlier years

TRADE AT CHIEF PORT  
RANGOON

( 176 )

No. 12—continued  
IMPORTS—continued

PRINCIPAL AND OTHER ARTICLES	QUANTITY					VALUE				
	1916-17	1917-18	1918-19	1919-20	1920-21	1916-17	1917-18	1918-19	1919-20	1920-21
						£	£	£	£	£
<b>BURMA—continued</b>										
<b>RANGOON—continued</b>										
<b>Sugar—</b>										
Sugar, 16 Dutch Standard and above . . . tons	11,992	10,029	10,723	11,386	11,416	250,603	404,773	364,119	594,857	760,985
Sugar, 15 Dutch Standard and below . . . "	..	..	..	4	..	..	..	..	76	..
Molasses . . . "	656	640	387	517	1,030	2,629	2,495	2,431	7,761	13,299
Confectionery . . . "	131	37	41	120	241	14,291	4,724	4,447	19,015	55,786
Saccharin . . . lbs	..	50	..	920	5,814	..	143	..	1,056	8,263
Beet Sugar . . . tons	..	..	..	..	1	..	..	..	..	72
<b>Total of Sugar . . . "</b>	<b>12,786</b>	<b>19,706</b>	<b>20,151</b>	<b>12,027</b>	<b>12,700</b>	<b>276,523</b>	<b>411,432</b>	<b>370,997</b>	<b>622,765</b>	<b>838,407</b>
<b>Tallow and stearine (including gross and animal fat) . . cwt</b>	<b>6,101</b>	<b>3,355</b>	<b>12,366</b>	<b>13,181</b>	<b>10,582</b>	<b>18,554</b>	<b>15,824</b>	<b>70,326</b>	<b>94,197</b>	<b>59,098</b>
<b>Tea—</b>										
Black . . . lbs	231,158	223,515	257,670	204,574	258,682	8,334	8,062	13,006	21,125	24,482
Green . . . "	11,079	10,283	6,800	5,369	7,029	405	370	331	510	829
<b>Total of Tea . . . "</b>	<b>242,237</b>	<b>233,798</b>	<b>264,470</b>	<b>209,943</b>	<b>265,711</b>	<b>8,739</b>	<b>8,432</b>	<b>13,426</b>	<b>21,635</b>	<b>25,311</b>
<b>Telephones, materials for construction and accessories . . value</b>	<b>—</b>	<b>—</b>	<b>—</b>	<b>—</b>	<b>—</b>	<b>1,465</b>	<b>639</b>	<b>..</b>	<b>4,084</b>	<b>7,873</b>
<b>Textiles—</b>										
<b>Cotton—</b>										
Raw . . . tons	6	..	..	1	..	59	..	1	77	9
Waste . . . cwt	710	315	557	116	100	1,312	566	1,309	298	271
<b>Twist and Yarn—</b>										
Grey Nos. 16 to 20 lbs	..	..	8,266	..	103,200	..	..	753	..	15,320
" 26 to 30 "	..	..	4,133	4,800	10,800	..	..	460	1,608	3,512
" 31 to 40 "	16,500	..	37,365	..	10,800	1,132	..	5,215	..	6,076
" 41 to 50 "	500	..	..	..	20,000	37	..	..	..	7,315
Above No. 50 "	6,460	..	4,133	..	..	610	..	821	..	..
Twofolds (doubles) (a) . . . "	..	..	..	..	52,600	..	..	..	..	9,753
<b>Orange, red, and other colours—</b>										
Nos. 1 to 20 . . . "	174,195	66,940	76,005	111,950	175,307	12,335	5,941	13,944	29,316	54,378
" 21 to 25 . . . "	576,860	347,002	460,290	303,620	230,689	46,272	35,413	69,639	83,552	88,625
" 26 to 30 . . . "	2,145	..	215	..	..	143	..	25	..	..
" 31 to 40 . . . "	142,218	58,080	78,492	400	..	14,157	8,492	14,739	124	..
" 41 to 50 . . . "	48,814	14,295	24,369	5,200	..	5,071	2,953	6,075	1,636	..
Above No. 50 "	48,355	12,195	6,262	..	..	7,351	2,979	2,132	..	..
Twofolds (doubles) (a) . . . "	..	..	..	117,618	268,039	..	..	..	28,624	106,432
Bleached (white) (a) . . . "	..	..	..	51,600	146,415	..	..	..	13,107	59,271
Unspecified descriptions of Twist and yarn . . . "	91,356	42,215	58,531	5,790	..	8,904	5,587	9,631	2,084	..
<b>Total of Twist and Yarn . . . "</b>	<b>1,107,373</b>	<b>540,727</b>	<b>753,611</b>	<b>600,976</b>	<b>1,063,650</b>	<b>96,067</b>	<b>62,365</b>	<b>123,434</b>	<b>170,050</b>	<b>351,582</b>

NOTE.—The sterling figures have been converted at the rate of R10=£1 for 1910-20 and 1920-21 and, R15=£1 for earlier years  
(a) Separately recorded from 1919-20

No. 12—continued  
IMPORTS—continued

PRINCIPAL AND OTHER ARTICLES	QUANTITY					VALUE				
	1916-17	1917-18	1918-19	1919-20	1920-21	1916-17	1917-18	1918-19	1919-20	1920-21
<b>BURMA—continued</b>										
<b>RANGOON—continued</b>										
<b>Textiles—continued</b>										
<b>Cotton—continued</b>										
Manufactures—										
Blankets lbs	966,684	830,049	60,948	1,129,401	1,245,252	74,972	36,596	5,766	200,318	198,408
Canvas yds.	173,266	171,243	60,527	99,027	395,145	2,262	13,201	9,975	16,615	82,508
Handkerchiefs and shawls in the piece no.	208,919	27,322	86,898	—	—	3,327	1,771	2,262	—	—
Handkerchiefs (a) "	—	—	—	110,056	88,161	—	—	—	2,056	2,830
Shawls (a) "	—	—	—	200	—	—	—	—	79	—
Hosiery value	—	—	—	—	—	140,388	49,728	80,779	177,669	—
Underwear (c) "	—	—	—	—	—	—	—	—	—	210,393
Others (e) "	—	—	—	—	—	—	—	—	—	36,983
Lace and patent net yds.	149,425	168,245	175,688	113,145	145,001	9,717	12,510	6,613	7,897	11,355
<b>Piece-goods—</b>										
Grey (unbleached)—										
Dhutis, Saris and Scarves.	701,278	217,140	218,355	—	—	3,934	4,592	5,839	—	—
Drills and Jeans	688,749	337,600	113,370	—	—	11,036	3,986	4,065	—	—
Jaconets, including Madapolams, Mulls, and Cambrics	—	—	39,920	—	—	—	—	1,732	—	—
Longcloth and Shirtings	8,441,367	3,808,989	1,891,272	—	—	130,779	73,229	59,899	—	—
Sheetings T. cloth and Domestic	25	—	1,537,368	—	—	—	—	52,244	—	—
Unspecified descriptions	—	32,638	12,000	—	—	—	531	307	—	—
	172,228	164,440	205,268	—	—	6,733	3,897	7,499	—	—
<b>Plain Grey (a)—</b>										
Dhutis, Saris and Scarves.	—	—	—	422,285	192,428	—	—	—	13,266	9,119
Drills and Jeans	—	—	—	54,880	425,432	—	—	—	2,762	23,246
Jaconets including Madapolams Mulls and Cambrics	—	—	—	17,747	54,040	—	—	—	775	2,447
Longcloth and Shirtings	—	—	—	3,752,712	7,603,759	—	—	—	184,611	401,174
Sheetings	—	—	—	145,300	738,000	—	—	—	6,926	32,925
T. cloth and domestic	—	—	—	24,000	48,523	—	—	—	844	2,164
Unspecified descriptions	—	—	—	127,816	131,965	—	—	—	16,937	14,241
<b>Total of Plain, Grey Bordered</b>	—	—	—	4,554,740	9,104,147	—	—	—	226,021	484,416
<b>Grey (a)—</b>										
Dhutis, Saris, and Scarves.	—	—	—	214,002	285,697	—	—	—	6,407	12,637
<b>Total of Grey (unbleached) Plain and Bordered</b>	10,008,638	4,558,807	4,097,550	4,763,742	9,479,844	157,488	91,245	131,155	232,428	497,059
<b>White (bleached)—</b>										
Checks, Spots, and Stripes	47,754	66,462	95,778	91,766	194,513	854	1,315	2,880	3,878	10,378
Dhutis, Saris, and Scarves	28,057	144	13,366	36,285	66,559	669	2	488	1,940	2,044
Drills and Jeans	428,272	573,616	397,978	377,848	1,083,325	9,141	16,637	17,216	23,360	81,175
Flannel and flannelettes (b)	—	31,567	11,706	2,623	26,501	—	797	477	186	2,083
Jaconets, Madapolams, Mulls, Cambrics, and Muslins	10,232,754	5,672,764	668,399	1,424,037	2,096,979	206,041	175,518	35,653	90,723	151,373
Lawns (d)	—	—	3,067,658	2,623,124	6,641,545	—	—	150,476	169,730	497,541
Longcloth and shirtings	16,455,408	13,470,548	5,948,414	9,951,655	16,833,081	306,367	307,443	208,028	500,202	968,394
Mulls (e)	—	1,894,507	1,223,309	1,790,833	2,177,820	—	40,237	47,003	91,853	132,549
Nalacooks	739,887	230,060	195,562	117,816	307,373	7,672	6,492	4,396	2,532	11,235
Sheetings	8,343	3,803	68,525	32,426	7,372	354	294	3,579	3,629	1,569
Twill	1,715,099	2,530,294	1,184,980	1,659,366	3,950,927	30,236	60,579	40,192	85,324	252,234
Unspecified descriptions	479,870	238,471	235,596	548,305	541,206	9,314	5,792	8,239	23,783	78,545
<b>Total of White (bleached)</b>	32,235,474	25,011,258	13,259,457	18,564,065	38,862,101	570,208	615,593	518,677	1,001,610	2,145,070

NOTE.—The sterling figures have been converted at the rate of Rs10=£1 for 1919-20 and 1920-21, and Rs15=£1 for earlier years

(a) Separately recorded from 1919-20  
(b) " " " " 1917-18  
(c) " " " " 1920-21  
(d) " " " " 1918-19



TRADE AT CHIEF PORT  
RANGOON

( 178 )

No. 12—continued  
IMPORTS—continued

PRINCIPAL AND OTHER ARTICLES	QUANTITY					VALUE				
	1916-17	1917-18	1918-19	1919-20	1920-21	1916-17	1917-18	1918-19	1919-20	1920-21
BURMA—continued										
RANGOON—continued										
Textiles—continued										
Cotton manufactures—continued										
Piece-goods—continued										
Coloured, printed, or dyed—										
Cambrics, (including Madapolams, Mullins, Mulls, and Jacquets) yds.	2,087,861	1,135,614	949,643	—	—	41,521	24,663	36,374	—	—
Checks, Spots, and Stripes "	6,562,149	4,301,082	3,153,397	—	—	127,746	103,198	89,789	—	—
Flannel and flannellets (b) "	—	618,661	851,197	—	—	—	20,485	32,377	—	—
Dhutis (including lungis) "	21,711,819	10,187,196	3,316,640	—	—	561,056	323,641	166,251	—	—
Drills and Jeans "	772,535	488,204	480,138	—	—	21,683	18,772	20,384	—	—
Prints and chintz "	10,648,881	6,812,496	3,185,647	—	—	203,616	157,706	103,763	—	—
Saris and Scarves "	344,212	235,904	262,826	—	—	6,854	6,158	8,280	—	—
Shirtings "	1,363,487	1,104,420	1,415,887	—	—	25,850	23,456	47,952	—	—
Twill "	435,544	1,683,427	446,557	—	—	12,457	46,497	14,080	—	—
Woven lungis (c) "	—	—	763,788	—	—	—	—	33,375	—	—
Unspecified descriptions "	11,815,872	7,839,670	8,371,166	—	—	384,410	255,785	333,291	—	—
Printed goods (a)—										
Cambrics, including Madapolams, Mullins, Mulls, and Jacquets "	—	—	—	1,057,508	2,186,443	—	—	—	56,191	116,837
Checks, Spots and Stripes "	—	—	—	352,402	567,322	—	—	—	18,486	31,336
Dhutis (d) "	—	—	—	6,122,527	—	—	—	—	428,150	—
Flannel and Flannellets "	—	—	—	218,668	887,042	—	—	—	14,833	63,800
Lungis (e) "	—	—	—	—	6,121,012	—	—	—	—	428,670
Prints and Chintz "	—	—	—	4,598,728	7,891,758	—	—	—	223,423	423,322
Saris and Scarves "	—	—	—	76,714	236,823	—	—	—	3,716	12,781
Shirtings "	—	—	—	769,225	1,944,575	—	—	—	35,380	98,820
Woven Lungis and Sarongs (r) "	—	—	—	—	2,372,938	—	—	—	—	247,619
Unspecified descriptions "	—	—	—	2,201,913	3,293,531	—	—	—	126,717	218,700
Total Printed goods "	—	—	—	15,397,975	25,391,444	—	—	—	906,355	1,636,903
Dyed goods (a)—										
Cambrics, including Madapolams, Mullins, Mulls, and Jacquets "	—	—	—	97,624	166,587	—	—	—	4,043	12,066
Checks, Spots and Stripes "	—	—	—	354,471	1,041,218	—	—	—	17,733	62,777
Drills and Jeans "	—	—	—	142,537	276,695	—	—	—	8,621	26,606
Flannel and Flannellets "	—	—	—	168,318	1,503,542	—	—	—	11,338	97,505
Prints and Chintz "	—	—	—	63,614	136,856	—	—	—	3,398	8,640
Shirtings "	—	—	—	530,034	1,377,438	—	—	—	30,829	92,614
Twill "	—	—	—	186,772	253,925	—	—	—	12,405	25,996
Unspecified descriptions "	—	—	—	4,913,588	11,217,486	—	—	—	393,505	1,093,152
Total Dyed goods "	—	—	—	6,461,768	15,973,747	—	—	—	452,377	1,419,416

NOTE.—The sterling figures have been converted at the rate of R10=£1 for 1919-20 and 1920-21, and R15=£1 for earlier years  
(a) Separately recorded from 1919-20  
(b) " " " " 1917-18  
(c) " " " " 1918-19  
(d) Includes figures for lungis  
(e) Separately recorded from 1920-21

No. 12—continued  
IMPORTS—continued

PRINCIPAL AND OTHER ARTICLES	QUANTITY					VALUE				
	1916-17	1917-18	1918-19	1919-20	1920-21	1916-17	1917-18	1918-19	1919-20	1920-21
URMA—continued						£	£	£	£	£
RANGOON—continued										
Textiles—continued										
Cotton manufactures—continued										
Piece-goods—continued										
Coloured, printed, or dyed—contd.										
Woven coloured goods(a)—										
Checks, Spots, and Stripes yds.	—	—	—	457,504	1,823,511	—	—	—	20,211	117,363
Dhntia ..	—	—	—	2,032,460	5,358,641	—	—	—	212,400	820,056
Drills and Jeans ..	—	—	—	40,771	102,590	—	—	—	2,190	7,176
Flannel and Flannelettes ..	—	—	—	72,414	308,669	—	—	—	3,352	23,058
Shirtings ..	—	—	—	442,565	934,852	—	—	—	24,336	68,810
Twills ..	—	—	—	8,446	45,836	—	—	—	614	7,674
Lungis ..	—	—	—	303,352	353,545	—	—	—	23,257	32,736
Unspecified descriptions ..	—	—	—	885,676	1,047,210	—	—	—	51,214	119,460
Total Woven coloured goods ..	—	—	—	5,148,287	9,974,854	—	—	—	352,083	906,222
Total Woven coloured, printed or dyed ..	55,586,840	34,396,802	23,696,786	27,002,920	51,340,045	1,325,302	988,361	886,216	1,740,818	3,062,541
Fents of all descriptions ..	50,670	63,133	48,662	15	4,602	822	1,217	1,032	2	261
Total of piece-goods ..	97,976,022	64,020,003	41,072,455	50,335,732	94,706,082	2,058,720	1,608,329	1,837,070	2,974,855	6,004,925
Thread, sewing lbs	251,412	281,715	208,317	165,227	255,420	56,023	59,144	56,424	118,907	183,608
Other sorts of manufactures value	—	—	—	—	—	51,910	21,951	43,586	80,512	121,767
Total value of Cotton goods (excluding raw, waste, and twist and yarn) ..	—	—	—	—	—	2,407,223	1,878,570	1,752,475	3,573,917	7,459,820
Flax—										
Twist and yarn lbs	—	—	120	57	285	—	—	27	6	66
Manufactures—										
Canvas yds.	172,505	48,122	44,517	98,775	158,938	74,008	7,211	6,103	15,471	38,058
Piece-goods ..	18,271	3,390	4,735	36,456	37,413	937	395	674	8,789	5,408
Thread, sewing lbs	25,600	8,291	7,002	19,924	17,641	5,059	1,274	1,047	4,817	5,206
Other sorts .. value	—	—	—	—	—	3,685	2,732	3,089	8,940	4,695
Total value of Flax (including twist and yarn) ..	—	—	—	—	—	24,678	12,512	11,840	28,023	53,423
Haberdashery and Millinery value	—	—	—	—	—	153,844	52,164	71,638	90,265	—
laces and embroidery (c) ..	—	—	—	—	867,228	—	—	—	—	159,065
laces not in the piece (c) no.	—	—	—	—	—	—	—	—	—	77,638
laces (c) .. value	—	—	—	—	—	158,844	52,164	71,638	90,265	347,803
Total value of Haberdashery, etc. ..	—	—	—	—	—	158,844	52,164	71,638	90,265	347,803
Hemp—										
Raw .. cwts	—	596	1,571	1,140	—	—	1,800	6,062	2,718	1
Manufacture (excluding cordage)—										
Cloth .. yds.	22,224	16,909	17,567	263,813	16,556	1,631	1,367	1,824	5,060	2,493
Other sorts (b) .. value	—	—	—	—	—	—	—	367	1,872	11,965
Total value of Hemp, raw, and manufactures ..	—	—	—	—	—	1,631	3,167	8,273	10,250	14,449
Jute—										
Raw .. tons	—	—	—	1,468	563	—	—	—	73	28
Twist and yarn lbs	—	—	—	—	—	—	—	—	—	—
Manufactures—										
Canvas .. yds	184,920	54,325	22,738	34,053	162,652	7,304	2,288	5,090	6,021	18,681
Gunny bags .. no.	8,628	27,191	79,571	3,877	21,191	162	879	3,178	98	518
Other kinds .. value	—	—	—	—	—	12,182	7,153	8,969	6,023	20,555
Total value of Jute manufactures (including twist and yarn) ..	—	—	—	—	—	19,738	10,320	15,147	12,114	39,748

NOTE.—The sterling figures have been converted at the rate of £10=21 for 1919-20 and 1920-21, and £15=21 for earlier years  
(a) Separately recorded from 1918-20  
(b) " " " " 1918-19  
(c) " " " " 1920-21

TRADE AT CHIEF PORT  
RANGOON

( 180 )

No. 12—continued  
IMPORTS—continued

PRINCIPAL AND OTHER ARTICLES	QUANTITY					VALUE				
	1916-17	1917-18	1918-19	1919-20	1920-21	1916-17	1917-18	1918-19	1919-20	1920-21
BURMA—continued										
RANGOON—continued										
Textiles—continued										
Silk—										
Raw . . . lbs	170,880	69,812	49,733	74,261	142,574	65,003	23,279	30,568	67,140	146,233
Waste . . . "	12	..	..	..	..	8	..	..	..	..
Silk yarn, bolts, and warps . . "	198	..	4	850	400	95	..	7	377	563
Manufactures—										
Goods of silk mixed with other materials . . yds.	383,317	79,762	88,098	160,188	165,199	35,025	8,502	11,631	30,906	46,421
Silk piece goods . . "	4,154,497	4,555,319	3,855,067	4,441,011	4,670,648	193,369	229,576	263,544	537,452	608,865
Other sorts . . lbs	2,528	1,830	1,426	1,834	5,691	1,571	1,370	1,296	4,345	11,365
Total value of Silk, raw and manufactures	—	—	—	—	—	295,066	262,727	307,046	640,220	873,447
Wool—										
Yarn and knitting wool . . lbs	26,257	11,473	31,466	11,319	34,076	7,694	3,897	14,334	5,720	29,568
Manufactures—										
Blankets (n) . . "	—	—	—	—	74,530	—	—	—	—	17,110
Carpets and rugs . . "	46,749	39,004	18,715	44,633	108,935	5,373	3,856	4,068	9,981	36,249
Hosiery . . . "	48,029	41,310	16,523	10,711	62,008	13,612	15,712	8,646	8,791	76,230
Piece-goods . . yds.	405,954	270,551	415,302	272,209	1,023,790	59,731	46,219	72,351	105,733	480,547
Shawls . . . no.	19,190	7,671	24	24	412	2,157	988	5	10	224
Other sorts . . lbs	136,719	65,986	71,338	55,586	127,260	9,041	4,570	3,014	5,228	20,530
Total value of Wool, raw and manufactures	—	—	—	—	—	97,808	75,237	102,418	135,463	660,393
Artificial Silk—										
Piece-goods of cotton and artificial silk . yds.	29,365	125,296	42,848	114,335	571,023	1,806	5,570	2,591	13,222	58,890
Other Textiles—										
Manufactured . . . "	—	—	—	—	—	206	167	558	470	123
Tobacco—										
Unmanufactured . lbs	8	14	22	458	80	..	1	1	51	4
Manufactured—										
Cigarettes . . . "	579,131	857,315	605,350	760,120	1,225,483	129,294	190,446	172,588	274,328	468,925
Tobacco for pipes and cigars (n) . . "	—	—	—	—	21,462	—	—	—	—	8,096
Other sorts . . . "	47,974	43,079	46,166	21,858	26,276	8,081	9,571	10,714	7,264	10,690
Total of Tobacco . . "	627,113	902,408	741,558	782,436	1,273,301	128,376	200,018	183,303	281,633	487,724
Trifles requisites (not specified elsewhere) value										
—	—	—	—	—	—	18,994	18,051	27,541	62,057	81,502
Toys and requisites for games and sports, including fishing tackle—										
Toys . . . "										
Requisites for games and sports including firearms, etc.—	—	—	—	—	—	12,721	8,111	8,319	21,321	24,882
Playing cards . . . "	—	—	—	—	—	3,216	2,241	7,210	8,411	18,364
Other sorts . . . "	—	—	—	—	—	6,129	4,109	4,741	9,837	22,072
Total value of Toys, etc.	—	—	—	—	—	22,066	14,461	20,270	40,069	65,318
Umbrellas and umbrella fittings—										
Umbrellas, complete, including parasols and sunshades . no.	270,361	216,970	93,943	176,781	348,495	24,702	21,020	5,927	35,796	66,738
Umbrella fittings . . value	—	—	—	—	—	4,257	4,116	1,354	9,007	22,788
Total value of Umbrellas, etc.	—	—	—	—	—	28,959	26,036	7,281	44,803	89,526

NOTE.—The sterling figures have been converted at the rate of R10=£1 for 1919-20 and 1920-21, and R15=£1 for earlier years (separately recorded from 1920-21)

No. 12—continued  
IMPORTS—continued

PRINCIPAL AND OTHER ARTICLES	QUANTITY					VALUE					
	1916-17	1917-18	1918-19	1919-20	1920-21	1916-17	1917-18	1918-19	1919-20	1920-21	
BURMA—continued						£	£	£	£	£	
BANGOON—continued											
Wood and Timber—											
Timber, other than railway sleepers—											
Deal and pine wood	cubic tons	1,552	2,043	2	538	151	0,882	16,456	33	11,772	3,068
Other timber	"	1,412	1,412	1,013	1,794	1,578	4,576	7,509	4,822	16,938	24,003
Wood—											
Firewood	tons			4	370	1		4	3	568	1
Ornamental wood—											
Sandal	"			33	58	74	1,431	1,187	1,111	2,949	3,668
Other kinds	value						16	73	256		85
Manufactures of wood, other than furniture and cabinet ware	"						18,870	44,193	70,001	185,717	205,368
Total value of Wood and Timber							34,745	69,422	82,226	187,944	237,113
Articles imported by post							143,600	75,038	90,254	232,508	341,758
All other articles of merchandise—											
Unmanufactured	"						3,867	3,598	1,910	3,558	4,563
Manufactured	"						13,109	12,844	11,216	21,806	30,066
GRAND TOTAL							7,826,032	6,497,452	6,987,641	14,705,649	27,827,096

## GOVERNMENT STORES

PRINCIPAL AND OTHER ARTICLES	QUANTITY					VALUE					
	1916-17	1917-18	1918-19	1919-20	1920-21	1916-17	1917-18	1918-19	1919-20	1920-21	
Arms, Ammunition, and Military Stores—											
Firearms, and parts thereof	value						1,786	2,276	756	192	1,701
Other sorts	"						1,968	337	861	205	92
Building and Engineering materials, other than of iron, steel or wood—											
Cement	cwts	58,364	4,185		17,065	19	10,474	2,265		3,477	11
Other sorts (including pipes of earthenware)	value						470	371	153	77	17
Carriages and carts (excluding railway carriages), and parts thereof	"						1,008	456	471	33	317
Chemicals	"						3,575	1,142	373	1,680	2,369
Coal, coke and patent fuel	tons		4,797	400				9,545	800		
Drugs, medicines, and narcotics	value						5,327	1,794	1,023	1,772	4,971
Glass and glassware	"								1,874	694	2,950
Hardware and cutlery, including agricultural implements and platedware	"						5,504	2,836	2,173	2,333	5,700
Instruments, apparatus, and appliances, and parts thereof	"						213	104	266	240	4,025
Miscellaneous	"						3,259	4,584	5,248	9,364	6,117
Other kinds	"										
Machinery and millwork	"						564	3,111	974	21,132	29,869

NOTE.—The sterling figures have been converted at the rate of £10=£1 for 1919-20 and 1920-21, and £15=£1 for earlier years.

TRADE AT CHIEF PORT  
RANGOON

( 182 )

No. 12—continued  
IMPORTS—concluded

GOVERNMENT STORES—continued

PRINCIPAL AND OTHER ARTICLES	QUANTITY					VALUE				
	1916-17	1917-18	1918-19	1919-20	1920-21	1916-17	1917-18	1918-19	1919-20	1920-21
<b>BURMA—continued</b> <b>RANGOON—continued</b>						£	£	£	£	£
<b>Metals and ores—</b>										
Copper— Wrought . . . cwt	381	1	..	2,808	1,014	3,142	10	..	0,170	8,812
Iron or steel— Sheets and plates (including gal- vanized and tinned plates) . . . tons	84	2	6	90	67	1,911	75	93	2,930	3,087
Other manufactures of iron or steel . . .	217	78	85	336	295	3,643	1,409	2,313	13,110	14,716
Metals and ores, unenumerated . . . cwt	101	63	320	50	278	443	273	798	853	769
Ships, parts of (including launch- es and boats) . . . value	—	—	—	—	—	7	44	..	..	62,992
Stationery (ex- cluding paper) . . .	—	—	—	—	—	732	1,441	1,002	1,561	1,776
Telegraphs, ma- terials for construction of . . .	—	—	—	—	—	4,699	4,246	5,621	1,875	4,308
All other articles— Unmanufactured . . .	—	—	—	—	—	63	21	..	50	22
Manufactured . . .	—	—	—	—	—	9,301	6,675	6,079	10,099	14,093
<b>GRAND TOTAL</b> . . .	—	—	—	—	—	63,775	43,860	31,942	64,456	170,079

EXPORTS

INDIAN MERCHANDISE

PRINCIPAL AND OTHER ARTICLES	QUANTITY					VALUE				
	1916-17	1917-18	1918-19	1919-20	1920-21	1916-17	1917-18	1918-19	1919-20	1920-21
Animals, living . . . no.	..	..	1	..	..	£	£	£	£	£
Art, works of . . . value	—	—	—	—	—	210	736	..	..	..
Candles of all kinds . . . lbs	6,277,420	8,611,303	8,108,516	9,939,290	5,236,543	118,100	161,113	153,725	279,373	147,256
Chemicals and Chemi- cal preparations . . . value	—	—	—	—	—	1,991	6	106	1,682	1,261
Cordage and Ropes of vegetable fibre (ex- cluding jute and cotton) . . . cwt	9,604	17,530	14,874	21,139	17,294	10,984	20,620	21,530	45,286	43,134
Drugs and Medicines . . . value	—	—	—	—	—	639	1,362	3,071	6,230	4,759
Dyeing and Tanning substances— Cutch and gambier . . . cwt	58,332	40,982	85,672	64,574	37,413	67,489	42,963	72,798	134,542	81,376
Turmeric . . .	785	199	680	..	..	537	182	935	..	..
Other sorts . . .	..	..	..	429	1,211	..	..	..	698	1,622
Total Dyeing and Tanning substances . . .	59,117	41,174	86,352	65,003	38,624	68,026	43,145	73,733	135,150	82,997
Fish (excluding canned fish)— Fish, dry, unsalted . . .	64	2	3	1	48	44	11	26	5	365
" " salted . . .	..	..	..	23	..	..	..	..	56	6
Fishmaws and sharkfin . . .	808	1,256	906	740	876	6,753	4,095	12,258	12,949	13,677
Total Fish (exclud- ing canned fish) . . .	962	1,258	909	770	924	6,797	4,106	12,284	13,010	14,047
Fodder, bran, and pollards (excluding oil-cake)— Bran and pollards . . . tons	124,592	30,317	36,633	187,376	148,175	210,592	16,197	18,563	854,299	830,460
Rice meal (a) . . . cwt	..	..	..	101,218	173,746	..	..	..	33,513	48,455
Other sorts . . .	..	..	..	11,442	29,710	..	..	..	1,678	8,526
Total Fodder, bran, and pollards (exclud- ing oil-cake) value	—	—	—	—	—	210,592	16,197	18,563	889,490	883,441
Fruits and Vegetables— fresh fruits and vegetables . . .	—	—	—	—	—	1,393	4,144	2,712	11,555	5,640
Fruits and vegeta- bles: dried, salted, or pre- served, all sorts . . . tons	69	1,128	314	188	100	603	10,314	2,262	2,527	2,271
Total Fruits and vegetables . . . value	—	—	—	—	—	1,996	14,458	4,974	14,082	7,911

NOTE.—The sterling figures have been converted at the rate of R10=£1 for 1919-20 and 1920-21, and R15=£1 for earlier years  
(a) Separately recorded from 1919-20

No. 12—continued  
EXPORTS—continued  
INDIAN MANUFACTURE—continued

PRINCIPAL AND OTHER ARTICLES	QUANTITY					VALUE				
	1916-17	1917-18	1918-19	1919-20	1920-21	1916-17	1917-18	1918-19	1919-20	1920-21
<b>URMA—continued</b>										
<b>RANGOON—continued</b>										
<b>Grain, Pulse, and Flour—</b>										
<b>Pulse—</b>										
Beans (a) tons	—	—	78,782	100,254	82,846	—	—	3,189,819	2,988,404	433,150
Gram "	1,149	855	410	661	1,212	9,158	6,445	3,800	13,419	23,872
Pulse, other sorts (b) "	71,802	77,007	2,554	2,908	4,787	739,510	1,012,363	21,739	69,582	94,335
Jawar and bajra "	284	75	58	159	5,852	1,417	260	233	2,110	89,697
Maize "	1,502	—	—	620	5,686	8,109	—	—	6,087	39,379
Rice in the husk "	981	402	236	113	255	4,500	1,771	1,291	3,365	2,022
" not in the husk "	1,022,237	1,229,944	1,269,313	443,426	724,392	6,740,206	7,192,673	7,056,042	6,391,310	11,311,673
Wheat "	—	1,000	1,000	—	—	—	3,000	10,000	—	—
Other sorts "	4	2	—	14	9	57	24	—	330	230
<b>Total Grain, pulse, and flour</b>	<b>1,795,009</b>	<b>1,308,292</b>	<b>1,352,362</b>	<b>557,155</b>	<b>773,099</b>	<b>7,553,107</b>	<b>8,221,745</b>	<b>9,182,924</b>	<b>8,338,004</b>	<b>12,104,043</b>
<b>Hides and Skins, raw—</b>										
<b>Hides, raw—</b>										
Buffalo hides { tons	792	1,161	2,093	2,066	1,126	—	—	—	—	—
= no.	=55,072	=79,991	=139,958	=144,490	=67,379	58,652	114,901	218,386	210,315	69,506
Cow hides { tons	3,395	1,002	1,730	5,602	2,056	—	—	—	—	—
= no.	=490,070	=224,369	=312,814	=868,468	=302,576	330,940	100,629	162,426	821,251	103,266
Other hides { tons	—	—	—	1	1	—	—	—	—	—
= no.	—	—	—	=133	=223	—	—	—	66	26
<b>Total Hides, raw</b> { tons	<b>4,187</b>	<b>2,163</b>	<b>3,823</b>	<b>7,769</b>	<b>3,183</b>	<b>303,592</b>	<b>221,530</b>	<b>400,812</b>	<b>1,031,832</b>	<b>262,800</b>
= no.	=516,042	=304,360	=452,772	=1,013,111	=430,175	—	—	—	—	—
<b>Skins, raw—</b>										
Goat skins { tons	—	—	88	171	41	—	—	11,633	56,619	18,250
= no.	—	—	=92,167	=166,394	=46,568	—	—	—	—	—
Other skins { tons	—	—	—	—	—	—	—	306	140	46
= no.	=21	=1,816	=1,725	=701	=642	—	—	—	—	—
<b>Total Skins, raw</b> { tons	<b>—</b>	<b>—</b>	<b>88</b>	<b>171</b>	<b>41</b>	<b>—</b>	<b>—</b>	<b>12,139</b>	<b>56,769</b>	<b>18,296</b>
= no.	=21	=1,816	=93,892	=167,095	=47,210	—	—	—	—	—
<b>Cutting of hides and skins (raw)</b>										
tons	713	36	77	82	92	2,330	989	1,927	3,686	2,008
<b>Total Hides and skins (raw)</b>	<b>4,300</b>	<b>2,200</b>	<b>3,905</b>	<b>8,013</b>	<b>3,221</b>	<b>308,440</b>	<b>222,509</b>	<b>412,741</b>	<b>1,088,601</b>	<b>271,096</b>
= no.	=546,063	=306,176	=546,664	=1,180,206	=477,385	—	—	—	—	—
<b>Horns, tips and pieces of horn, and hornmeal</b>										
cwt	12	—	20	—	3,672	766	300	27	—	6,274
<b>Jadestones</b>										
"	5,626	3,108	2,763	3,370	4,472	75,380	80,002	83,813	85,682	164,027
<b>Lac—</b>										
Shell "	37	1,912	176	1,207	37	133	17,333	1,603	27,653	275
Other kinds (excluding lac-dye) "	37	—	—	100	51	126	—	—	1,090	900
<b>Total Lac</b>	<b>74</b>	<b>1,912</b>	<b>176</b>	<b>1,307</b>	<b>88</b>	<b>259</b>	<b>17,333</b>	<b>1,603</b>	<b>28,743</b>	<b>1,275</b>
<b>Leather—</b>										
<b>Hides, tanned or dressed—</b>										
Buffalo hides { tons	—	—	—	12	76	—	—	—	—	—
= no.	=1,300	—	—	=2,603	=512	1,472	—	—	3,537	781
Cow hides { tons	36	18	2	53	5,118	4,669	1,741	268	12,374	49,107
= no.	=5,092	=2,050	=120	=13,467	=41,434	—	—	—	—	—
Cow calf skin { tons	—	—	—	—	33	—	—	—	—	—
= no.	—	—	—	—	=340	—	—	—	—	400
<b>Total hides, tanned or dressed</b> { tons	<b>43</b>	<b>18</b>	<b>2</b>	<b>65</b>	<b>5,274</b>	<b>6,141</b>	<b>1,741</b>	<b>268</b>	<b>12,911</b>	<b>49,281</b>
= no.	=5,092	=2,050	=420	=13,670	=42,200	—	—	—	—	—

NOTE.—The sterling figures have been converted at the rate of £10=₹1 for 1919-20 and 1920-21, and £15=₹1 for earlier years.  
(a) Separately recorded from A.P. in 1918 (b) Includes "dye" prior to 1918-19

TRADE AT CHIEF PORT  
RANGOON

( 184 )

No. 12—continued  
EXPORTS—continued  
INDIAN MERCHANDISE—continued

PRINCIPAL AND OTHER ARTICLES	QUANTITY					VALUE				
	1916-17	1917-18	1918-19	1919-20	1920-21	1916-17	1917-18	1918-19	1919-20	1920-21
BURMA—continued										
RANGOON—continued										
Leather—continued										
Skins, tanned or dressed . . . { tons = no.	8 =35,810	15 =19,950	6 =13,655	9 =20,703	242 =36,048	2,548	2,548	1,337	2,767	6,417
Unwrought . . . cwts	2	..	..	£ 2,056	4,600	23	..	..	22,250	40,247
Manufactures (excluding boots and shoes) . . . value	—	—	—	—	—	17	6	20	56	19
Total Leather . . .	—	—	—	—	—	8,698	4,295	1,612	40,984	92,071
Manures—										
Bones—										
Crushed (a) . . . tons	—	—	—	—	22	—	—	—	—	308
Uncrushed (a) . . . "	—	—	—	—	452	—	—	—	—	8,614
Bone meal (a) . . . "	—	—	—	—	773	—	—	—	—	10,635
Total Bones . . . "	76	66	60	3,017	1,247	478	277	421	26,210	14,557
Other kinds . . . "	114	..	10	..	25	1,182	..	35	..	228
Total Manures . . . "	190	66	90	3,017	1,272	1,660	277	456	26,210	14,785
Metals and Ores—										
Lead—										
Pig . . . cwts	207,025	211,388	184,450	253,197	491,057	359,268	339,488	284,265	450,684	972,592
Other sorts . . . "	1,061	..	..	..	210	4,619	..	..	..	371
Total Lead . . . "	208,086	211,388	184,450	253,197	491,267	363,887	339,488	284,265	450,684	972,963
Tin—										
Ore . . . tons	73	74	139	120	56	6,598	11,391	24,992	19,257	9,550
Unwrought (block) . . . cwts	1	..	..	..	..	5	..	..	..	..
Total Tin . . . value	—	—	—	—	—	6,603	11,391	24,992	19,257	9,550
Wolfram ore . . . tons	1,261	1,143	1,016	786	883	155,562	147,361	128,144	122,485	207,493
Zinc or spelter, all sorts . . . cwts	63,950	40	..	1,004	60,500	15,722	10	..	222	22,600
Metals, unenumerated . . . "	86	..	..	8	5	186	3	7	137	115
Ores, unenumerated . . . tons	65	51	3	..	..	1,460	1,194	272	66	..
Total Metals . . . "	18,607	10,571	9,222	12,710	27,589	379,800	339,501	284,272	451,263	995,678
Total Ores . . . "	1,399	1,268	1,158	906	944	164,629	159,046	153,408	141,808	217,043
Total Metals and Ores . . . "	16,006	11,839	10,380	13,616	28,533	544,429	499,447	437,680	593,071	1,212,721
Oils—										
Animal—										
Essential . . . gals	2,203	2,109	3,511	3,083	2,004	2,906	2,509	4,612	5,591	3,834
Mineral—										
Benzine, kerosene, petrol, and other motor spirits . . . "										
Benzine (b) . . . "	24,637,848	18,934,711	..	..	..	153,987	120,205	..	..	..
Benzine, petrol (b) . . . "	—	—	22,600,532	..	..	—	—	141,253	..	..
Other kinds . . . "	—	—	400	36,222,584	18,855,438	—	—	54	339,587	176,803
Total mineral oil . . . "	310,208	77,481	2,048,298	1,544,142	739,724	13,503	5,071	21,211	27,317	27,271
Total oils . . . "	24,948,056	19,012,192	24,649,230	37,766,726	19,596,342	167,490	125,276	162,518	366,904	204,074
Vegetable, non-essential—										
Cotton seed . . . "	74,372	74,840	8,444	131,525	14,857	8,786	9,340	1,056	38,277	3,955
Groundnut . . . "	493,468	290,548	58,452	682,384	48,377	56,569	36,397	8,340	229,644	16,767
Other sorts . . . "	4,126	1,881	1,491	26,979	2,870	551	360	345	10,056	4,070
Total of Vegetable, non-essential . . . "	671,866	367,269	68,387	840,888	78,104	65,906	46,106	9,741	277,977	24,792
Total oils . . . "	26,522,125	19,381,660	24,721,128	38,610,697	19,671,479	236,302	173,891	178,271	650,472	232,710

NOTE.—The sterling figures have been converted at the rate of £10 = £1 for 1919-20 and 1920-21, and £15 = £1 for earlier years.  
(a) Separately recorded from April 1920  
(b) Separately recorded from April, 1918

No. 12—continued  
EXPORTS—continued  
INDIAN MERCHANDISE—continued

PRINCIPAL AND OTHER ARTICLES	QUANTITY					VALUE				
	1916-17	1917-18	1918-19	1919-20	1920-21	1916-17	1917-18	1918-19	1919-20	1920-21
<b>BURMA—continued</b>						£	£	£	£	£
<b>RANGOON—continued</b>										
<b>Oil-cakes—</b>										
Cotton cake . . . tons	3,192	200	1,148	5,497	5,704	11,695	800	6,824	50,176	50,362
Groundnut cake . . "	27,289	1,740	6,102	45,095	30,712	94,799	6,002	27,802	617,320	809,586
Linseed, rape, and sesamum cake . . "	..	16	—	—	—	..	13	—	—	—
Rape and sesamum cake(a) . . . "	—	—	79	840	448	—	—	458	0,572	5,591
Others . . . "	..	..	..	26	3	..	..	..	225	26
<b>Total Oil-cakes . . "</b>	<b>30,481</b>	<b>1,956</b>	<b>7,329</b>	<b>51,464</b>	<b>36,867</b>	<b>106,494</b>	<b>6,815</b>	<b>35,084</b>	<b>677,353</b>	<b>865,565</b>
Paraffin wax . . . "	21,478	23,414	23,156	25,340	24,085	649,098	710,537	702,413	1,140,960	1,006,155
Plants, living (in- cluding bulbs) . . value	—	—	—	—	—	89	110	..	..	..
Provisions and oil- man's stores . . . "	—	—	—	—	—	3,772	3,076	1,344	6,292	4,907
Railway plant and rolling-stock—										
Teak Keys (b) . . . tons	—	—	—	—	2,208	—	—	—	—	31,249
Materials for con- struction (in- cluding sleepers of wood) . . . "	1,264	1,105	1,454	1,599	3,699	9,344	8,016	11,802	18,893	45,525
Other sorts . . . value	—	—	—	—	—	..	..	1,790	..	..
<b>Rubber—</b>										
Raw . . . . lbs	1,327,934	1,425,443	2,316,160	2,274,046	2,042,014	176,839	168,179	185,755	207,046	184,288
Manufactures . . value	—	—	—	—	—	1	..	..	..	..
<b>Seeds—</b>										
<b>Oil-seeds—</b>										
Essential . . . tons	23	9	..	25	235	296	99	..	619	6,645
<b>Non-essential—</b>										
Groundnuts . . . "	2,158	1,027	261	1,015	4,970	19,622	11,161	4,041	29,073	108,213
Sesamum (til or jinjili) . . . "	62	119	36	..	15	678	1,643	568	..	611
Other sorts . . . "	12	8	12	24	10	253	99	218	522	160
Other than oil- seeds . . . "	2	..	..	3	12	6	..	..	35	114
<b>Total Seeds . . . "</b>	<b>2,268</b>	<b>1,163</b>	<b>309</b>	<b>1,067</b>	<b>5,232</b>	<b>20,855</b>	<b>13,002</b>	<b>4,827</b>	<b>30,249</b>	<b>116,143</b>
<b>Shells and Cowries—</b>										
<b>Shells—</b>										
Shells, chanks, sankil, large or- namental shells, etc. . . . cwts	413	..	..	..	..	1,100	..	..	..	..
Specimens illustra- tive of natural science . . . value	—	—	—	—	—	674	297	..	2,241	746
<b>Spices—</b>										
Chillies . . . cwts	14,416	7,505	7,092	13,682	32,982	16,087	8,037	10,550	39,814	61,035
Other sorts . . . "	43	44	161	8	8	204	172	425	60	65
<b>Total Spices . . . "</b>	<b>14,459</b>	<b>7,549</b>	<b>7,253</b>	<b>13,690</b>	<b>32,990</b>	<b>16,291</b>	<b>8,209</b>	<b>10,975</b>	<b>39,874</b>	<b>62,000</b>
Stone and marbls. tons	4	..	2	79	2	467	671	200	62	2,140
Sugar . . . . "	36	7	1	230	360	354	37	12	6,902	10,982
<b>Textiles—</b>										
<b>Cotton—</b>										
Raw . . . . "	5,556	6,418	9,593	13,369	8,967	346,966	454,831	1,074,346	1,774,378	1,082,860
Kapok . . . . cwts	..	..	26	..	..	..	..	128	..	..
Waste . . . . "	..	..	..	10	15	..	..	..	80	83
<b>Manufactures—</b>										
Piece-goods . . yards	..	..	..	..	43,025	..	..	..	..	3,345
Other sorts of manufactures . . value	—	—	—	—	—	149	377	..	753	2,549
<b>Total Cotton raw and manufactures . . . "</b>	<b>—</b>	<b>—</b>	<b>—</b>	<b>—</b>	<b>—</b>	<b>347,135</b>	<b>455,208</b>	<b>1,074,474</b>	<b>1,775,211</b>	<b>1,086,829</b>

NOTE—The sterling figures have been converted at the rate of Rs10=£1 for 1919-20 and 1920-21, and Rs15=£1 for earlier years  
(a) Separately recorded from April, 1918  
(b) Separately recorded from April, 1920



TRADE AT CHIEF PORT  
RANGOON

( 186 )

No. 12—continued

EXPORTS—continued

INDIAN MERCHANDISE—concluded

PRINCIPAL AND OTHER ARTICLES	QUANTITY					VALUE				
	1916-17	1917-18	1918-19	1919-20	1920-21	1916-17	1917-18	1918-19	1919-20	1920-21
<b>BURMA—continued</b>						£	£	£	£	£
<b>RANGOON—continued</b>										
<b>Textiles—continued</b>										
<b>Jute—</b>										
Raw . . . tons	1	..	1	..	..	29	10	8	9	16
<b>Manufactures—</b>										
Sacking gunny bags { tons .. 51 182 113 12 } { no. =200 =60,000 =173,700 =107,500 =12,400 }						7	1,202	7,732	6,100	540
Hessian gunny bags { tons .. .. .. 34 } { no. .. .. .. 14,500 }						..	..	..	..	1,225
Other kinds . . . cwt	1	16	20	377	..	2	33	228	1,245	7
Total Jute . . . value	—	—	—	—	—	38	1,335	8,018	7,354	1,788
<b>Silk—</b>										
Raw—										
Wild silk, tasar, munga, eria, and others—										
Chasam or waste . lbs.	9,053	10,495	16,111	12,733	20,031	788	1,043	1,995	1,662	2,003
Manufactures . value	—	—	—	—	—	10	20	..	30	146
Total Silk, raw and manufactures . "	—	—	—	—	—	798	1,063	1,995	1,692	2,149
Other textiles . "	—	—	—	—	—	1,340	70	50	3,057	1,058
Total of textiles . "	—	—	—	—	—	349,311	457,676	1,084,546	1,887,314	1,091,815
<b>Tobacco—</b>										
Unmanufactured . lbs	2,590,360	7,838,455	14,552,100	9,830,310	12,101,789	21,234	63,759	161,950	253,990	217,389
<b>Manufactured—</b>										
Cigars . . . "	385,799	378,538	327,796	190,983	171,535	24,353	24,865	22,173	19,368	15,354
Other sorts . "	152	30	74,210	170,425	346,986	3	3	2,352	9,046	18,118
Total Tobacco . "	2,982,311	8,217,023	14,954,106	9,900,718	12,620,290	45,590	88,627	186,475	282,404	250,861
<b>Wax of all kinds, other than paraffin wax (excluding candles) . cwts</b>	376	227	197	17	15	1,555	1,000	814	260	150
<b>Wood and timber—</b>										
Timber, other than railway sleepers—										
Teakwood . cubic tons	22,944	13,737	27,463	44,436	35,752	304,358	195,702	385,716	1,059,250	986,361
Other timber . " "	275	67	71	260	593	1,267	517	811	3,987	8,122
Wood . . . value	—	—	—	—	—	24	7	20	..	37
Manufactures of wood, other than furniture and cabinetware . "	—	—	—	—	—	851	319	434	181	205
Total Wood and timber . "	—	—	—	—	—	306,500	196,545	386,981	1,063,418	995,225
Articles exported by post . . . "	—	—	—	—	—	27,403	9,092	10,284	44,416	50,966
<b>All other articles of merchandise—</b>										
Unmanufactured . "	—	—	—	—	—	7,088	6,083	8,909	14,436	14,303
Manufactured . "	—	—	—	—	—	2,945	1,827	6,025	17,272	10,655
<b>GRAND TOTAL (EXCLUDING GOVERNMENT STORES) . "</b>	—	—	—	—	—	10,964,196	11,160,783	13,226,097	17,670,051	10,726,589

GOVERNMENT STORES

Articles—						£	£	£	£	£
Arms, ammunition and Military Stores . value	—	—	—	—	—	21,913	..	..	..	3
Railway plant and rolling stock . "	—	—	—	—	—	5,250	1,166	..	..	11,903
Unmanufactured . value	—	—	—	—	—	7	122,101	26,183	595	14,623
Manufactured . "	—	—	—	—	—	2,162	1,340	726	121	1,048
Total . "	—	—	—	—	—	29,332	124,607	26,909	716	27,577

NOTE—The sterling figures have been converted at the rate of R10=£1 for 1919-20 and 1920-21, and R15=£1 for earlier years

No. 12—continued

## EXPORTS—continued

## FOREIGN MERCHANDISE

PRINCIPAL AND OTHER ARTICLES	QUANTITY					VALUE				
	1916-17	1917-18	1918-19	1919-20	1920-21	1916-17	1917-18	1918-19	1919-20	1920-21
<b>BURMA—continued</b>						£	£	£	£	£
<b>RANGOON—continued</b>										
Apparel (including drapery, uniforms, accoutrements, but excluding hosiery boots and shoes and haberdashery and Millinery) . . . value	—	—	—	—	—	885	550	541	3,115	2,558
Carriages and carts (excluding railway carriages), and parts thereof . . . "	—	—	—	—	—	2,858	1,515	208	2,582	17,332
Coal, coke, and patent fuel . . . tons	..	974	..	..	..	..	1,045	..	..	..
Cordage and rope of vegetable fibre (excluding jute and cotton) . . . cwts	137	231	338	5	4	413	1,560	..	155	34
Earthenware and Porcelain (excluding pipes of earthenware) . . . value	—	—	—	—	—	..	..	..	..	2,067
Hardware, excluding cutlery and electro-plated ware . . . "	—	—	—	—	—	2,337	2,682	3,260	10,261	11,305
Instruments, apparatus, and appliances, and parts thereof . . . "	—	—	—	—	—	1,334	89	350	612	2,528
Jewellery (excluding imitation jewellery and precious stones and pearls, unset), also plate of gold and silver—										
Jewellery . . . "	—	—	—	—	—	7	345	..	..	51
Plate of gold and silver . . . "	—	—	—	—	—	203	..	200	2,379	4,217
Total jewellery (excluding imitation jewellery, etc.) . . . "	—	—	—	—	—	210	345	200	2,379	4,268
Machinery and mill-work . . . "	—	—	—	—	—	1,764	1,371	4,483	4,432	7,016
Metals and Ores—										
Iron or steel—										
Bars and channel. . . tons	38	38	..	1	1	916	1,512	..	60	68
Others . . . "	45	2	19	6	28	1,496	236	854	462	2,016
Total Iron or Steel . . . "	83	40	19	7	29	2,412	1,748	855	522	2,084
Other metals . . . "	6	3	..	7	3	816	45	..	1,058	406
Total of Metals and Ores . . . "	89	43	19	14	32	3,228	1,793	855	1,580	2,490

NOTE—The sterling figures have been converted at the rate of £ 10 = £ 1 for 1916-20 and 1920-21, and £ 15 = £ 1 for earlier years

TRADE AT CHIEF PORT  
RANGOON

( 188 )

No. 12—concluded  
EXPORTS—concluded

FOREIGN MERCHANDISE—continued

PRINCIPAL AND OTHER ARTICLES	QUANTITY					VALUE				
	1916-17	1917-18	1918-19	1919-20	1920-21	1916-17	1917-18	1918-19	1919-20	1920-21
<b>BURMA—concluded</b>										
<b>RANGOON—concluded</b>										
<b>Oils—</b>										
Mineral . . . . . gals.	311,669	771,943	..	7,015	49,393	2,999	7,389	..	1,369	5,972
Vegetable—non-essen- tial . . . . . gals.	..	..	..	..	200	..	..	..	..	53
Total oil . . . . . gals.	311,669	771,943	..	7,015	49,593	2,999	7,389	..	1,369	6,025
Provisions and Oil- man's stores (ex- cluding fish and fruits and vegetables) cwt.	369	131	49	152	272	1,490	505	187	987	2,983
Railway plant and rolling-stock . . . value	—	—	—	—	—	..	616	91,031	..	2
<b>Textiles—</b>										
<b>Cotton—</b>										
Twist and yarn . . lbs	7,600	..	..	70,035	..	120	..	..	11,097	..
<b>Manufactures—</b>										
<b>Piece-goods—</b>										
Grey (unbleached) yards	1,320	..	1,500	97,525	98	20	..	40	4,864	9
White (bleached) "	6,296	600	..	59,332	10,122	248	40	..	3,468	737
Coloured, printed, or dyed . . . "	240,154	152,491	102,100	157,073	44,215	6,529	8,051	4,396	9,169	5,897
Total piece-goods . . "	247,770	153,091	103,600	313,930	54,435	6,797	8,091	4,436	17,501	6,642
Other sorts of manu- factures . . . . . value	—	—	—	—	—	1,547	87	96	1,485	1,598
Total Cotton manu- factures (includ- ing twist and yarn) . . . . . "	—	—	—	—	—	8,464	8,178	4,532	30,083	8,241
Haberdashery and millinery . . . . . "	—	—	—	—	—	1,829	250	17	1,152	3,386
<b>Other textiles—</b>										
Raw . . . . . cwt.	19	..	..	..	..	727	..	..	..	..
Manufactured . . . value	—	—	—	—	—	1,357	187	661	1,297	3,421
Total of other textiles . . "	—	—	—	—	—	2,084	187	661	1,297	3,421
Total textiles . . . . . "	—	—	—	—	—	12,377	8,615	5,210	32,532	15,048
<b>Wood and Timber—</b>										
Manufactures of wood, other than furniture and cabinetware . . "	—	—	—	—	—	172	123	..	114	2,061
Articles re-exported by post.,	—	—	—	—	—	2,613	2,687	4,022	14,669	30,826
<b>All other articles of merchandise—</b>										
Unmanufactured . . . "	—	—	—	—	—	54	45	1,545	345	387
Manufactured . . . . . "	—	—	—	—	—	6,917	3,518	3,569	9,199	13,554
<b>GRAND TOTAL (EX- CLUSIVE OF GOVERNMENT STORES)</b> . . . . . "	—	—	—	—	—	39,723	36,376	116,501	87,033	121,355

GOVERNMENT STORES

TOTAL VALUE . . . . .	—	—	—	—	—	5,790	2,3807	94	2,596	90
-----------------------	---	---	---	---	---	-------	--------	----	-------	----

NOTE—The sterling figures have been converted at the rate of R10 = £1 for 1919-20 and 1920-21, and R15 = £1 for earlier years

# IMPORTS AND EXPORTS

## FROM AND TO EACH COUNTRY

ACCORDING TO THE COUNTRY OF CONSIGNMENT IN THE CASE OF IMPORTS, AND ACCORDING TO THE COUNTRY OF FINAL DESTINATION IN THE CASE OF EXPORTS, IN EACH OFFICIAL YEAR FROM 1916-17 TO 1920-21

### UNITED KINGDOM

#### IMPORTS THEREFROM

ARTICLES	QUANTITY					VALUE				
	1916-17	1917-18	1918-19	1919-20	1920-21	1916-17	1917-18	1918-19	1919-20	1920-21
<b>ANIMALS, LIVING—</b>						£	£	£	£	£
Horses . . . . . No.	211	139	161	410	404	57,049	50,329	42,673	99,768	120,022
Other kinds . . . . . "	663	415	259	529	680	4,777	1,810	1,760	2,319	4,490
<b>Total Animals, living . . . . . "</b>	<b>874</b>	<b>554</b>	<b>420</b>	<b>939</b>	<b>1,084</b>	<b>61,826</b>	<b>52,139</b>	<b>44,433</b>	<b>102,087</b>	<b>124,512</b>
<b>APPAREL (excluding HOSIERY AND BOOTS AND SHOES)—</b>										
Apparel (including drapery, uniforms, accoutrements). . . . . value	—	—	—	—	—	346,339	269,834	474,319	607,143	1,222,168
Gold and silver thread . . . . . "	—	—	—	—	—	1,989	69	408	1,094	13,367
Hats, caps, bonnets, and hatter's ware . . . . . "	—	—	—	—	—	59,667	55,402	58,666	72,733	226,550
Lametta . . . . . Lbs	2,260	800	784	703	4,128	425	85	254	198	2,235
Second-hand clothing value	—	—	—	—	—	37,970	56,590	38,257	51,287	126,482
Water-proofed clothing . . . . . "	—	—	—	—	—	7,434	8,387	5,950	8,776	10,123
<b>Total Apparel, etc. . . . . "</b>	<b>—</b>	<b>—</b>	<b>—</b>	<b>—</b>	<b>—</b>	<b>453,874</b>	<b>389,367</b>	<b>577,845</b>	<b>741,231</b>	<b>1,605,080</b>
<b>ARMS, AMMUNITION, AND MILITARY STORES—</b>										
<b>Cartridge cases—</b>										
Filled . . . . . No.	6,656,979	1,627,323	159,623	7,077,319	10,608,782	26,240	7,149	1,583	55,456	120,617
Empty . . . . . "	2,953,506	537,189	29,581	1,322,337	2,208,760	5,037	1,002	71	5,965	11,908
<b>Total Cartridge cases . . . . . "</b>	<b>9,610,485</b>	<b>2,164,512</b>	<b>189,204</b>	<b>8,400,156</b>	<b>12,817,542</b>	<b>31,277</b>	<b>8,151</b>	<b>1,654</b>	<b>61,421</b>	<b>132,525</b>
<b>Explosives—</b>										
Blasting-fuse (a) . . . . . Lbs	163,296	213,808	—	173,122	323,172	0,690	16,242	22,076	19,247	30,884
„ „ „ „ „ No. of coils	—	—	799,366	596,350	722,000	—	—	—	—	—
„ „ „ „ „ Lbs	—	—	71,904	280,800	450,000	—	—	3,392	17,933	32,666
Dynamite . . . . . "	324,912	123,016	502,432	262,350	430,000	18,047	9,231	26,723	14,386	34,491
Gelatine dynamite . . . . . "	1,060,304	1,133,664	1,251,488	252,500	284,425	63,333	72,840	75,392	17,369	23,725
Other nitro-compound explosives (b) . . . . . "	—	—	—	182,037	205,308	—	—	—	9,962	18,081
Detonators (b) . . . . . No.	—	—	—	3,623,200	3,284,531	—	—	—	5,347	9,460
Others . . . . . Lbs	430,528	181,440	255,126	146,514	195,355	29,994	16,873	26,234	12,423	13,398
<b>Total Explosives . . . . . value</b>	<b>—</b>	<b>—</b>	<b>—</b>	<b>—</b>	<b>—</b>	<b>121,124</b>	<b>115,186</b>	<b>153,822</b>	<b>96,067</b>	<b>167,664</b>
<b>Firearms, and parts thereof . . . . . "</b>	<b>—</b>	<b>—</b>	<b>—</b>	<b>—</b>	<b>—</b>	<b>24,754</b>	<b>22,902</b>	<b>14,896</b>	<b>54,569</b>	<b>167,362</b>
<b>Gunpowder—</b>										
Black (b) . . . . . Lbs	—	—	—	44,685	75,300	—	—	—	5,237	12,759
Smokeless (b) . . . . . "	145,100	113,080	155,950	25,035	13,450	12,383	11,749	9,603	3,844	3,602
Others (b) . . . . . "	—	—	—	41,825	44,800	—	—	—	3,941	7,049
Other sorts . . . . . value	—	—	—	—	—	13,445	10,437	17,140	32,368	59,177
<b>Total Arms, ammunition, and military stores . . . . . "</b>	<b>—</b>	<b>—</b>	<b>—</b>	<b>—</b>	<b>—</b>	<b>212,973</b>	<b>168,625</b>	<b>197,115</b>	<b>253,342</b>	<b>560,158</b>
<b>ART. WORKS OF OTHER THAN PICTURES . . . . . "</b>	<b>—</b>	<b>—</b>	<b>—</b>	<b>—</b>	<b>—</b>	<b>10,865</b>	<b>2,192</b>	<b>1,963</b>	<b>32,193</b>	<b>63,094</b>
<b>ASBESTOS—</b>										
Asbestos packing (c) . . . . . "	—	—	—	—	—	—	—	—	—	75,816
Manufactures (except for packing) (b) . . . . . "	—	—	—	—	—	—	—	—	24,390	97,509
<b>Total Asbestos . . . . . "</b>	<b>—</b>	<b>—</b>	<b>—</b>	<b>—</b>	<b>—</b>	<b>—</b>	<b>—</b>	<b>—</b>	<b>24,390</b>	<b>173,325</b>
<b>BASKETS AND BASKETWARE . . . . . "</b>	<b>—</b>	<b>—</b>	<b>—</b>	<b>—</b>	<b>—</b>	<b>765</b>	<b>865</b>	<b>696</b>	<b>1,373</b>	<b>5,589</b>

NOTE.—The sterling figures have been converted at the rate of £10=21 for 1910-20 and 1920-21, and £15=21 for earlier years

(a) Quantity shown in number of coils from April, 1913

(b) Separately recorded from April, 1919

(c) and " " April, 1920.

UNITED KINGDOM—continued

IMPORTS THEREFROM—continued

ARTICLES	QUANTITY					VALUE				
	1916-17	1917-18	1918-19	1919-20	1920-21	1916-17	1917-18	1918-19	1919-20	1920-21
<b>BELTING FOR MACHINERY—</b>						£	£	£	£	£
Of cotton (b) . . . value	—	—	—	—	—	—	—	—	130,217	356,370
„ leather . . . „	—	—	—	—	—	181,396	250,094	205,024	168,495	530,422
„ other materials (including coils) . . . „	—	—	—	—	—	162,604	260,309	310,481	176,688	423,723
Total Belting for Machinery . . . „	—	—	—	—	—	344,000	510,403	515,505	475,400	1,310,515
<b>HOBBINS (a)</b>										
BOOKS, PRINTED, AND PRINTED MATTER (not being STATIONERY), including MAPS AND CHARTS . . . Cwts	26,602	27,312	25,776	18,610	24,969	232,238	303,507	323,628	390,064	608,553
<b>BOOTS AND SHOES—</b>										
Of leather . . . Pairs	745,364	851,957	267,922	187,800	405,338	259,460	134,917	124,859	111,062	489,538
„ other materials . . . „	424,182	191,800	169,244	195,640	305,285	40,766	21,767	33,126	37,997	80,010
Total Boots and Shoes . . . „	1,169,546	1,043,757	437,166	383,440	710,623	300,226	156,684	157,985	149,059	569,548
<b>BRISTLES AND FIBRE FOR BRUSHES AND BROOMS (d)</b>										
Bristles (b) . . . Cwts	172	293	108	33	135	1,243	1,193	673	1,300	1,679
Fibre (b) . . . „	—	—	—	150	18	—	—	—	1,353	1,657
Total Bristles and Fibre . . . „	172	293	108	183	153	1,243	1,193	673	2,653	3,336
<b>BRUSHES AND BROOMS—</b>										
Paint and varnish brushes (b) . . . Dozs.	—	—	—	5,697	18,437	—	—	—	7,956	30,340
Toilet brushes (b) . . . „	52,824	47,154	32,604	11,544	20,657	24,887	26,481	24,007	6,180	17,006
Other brushes (b) . . . „	—	—	—	27,026	37,329	—	—	—	26,290	47,318
Brooms (b) . . . „	—	—	—	1,776	1,060	—	—	—	2,550	2,406
Total Brushes and Brooms . . . „	52,824	47,154	32,604	46,943	78,113	24,887	26,481	24,007	42,985	97,070
<b>BUILDING AND ENGINEERING MATERIALS, OTHER THAN OF IRON, STEEL, OR WOOD—</b>										
Asphalt . . . Tons	3,719	2,455	752	1,683	4,466	19,648	15,008	5,695	16,296	50,415
Bricks (c) . . . No.	2,101,314	1,968,802	—	—	—	33,359	31,486	—	—	—
Bricks, other than fire bricks (c) . . . „	—	—	64,225	85,960	482,396	—	—	1,061	2,412	20,968
Fire bricks (c) . . . „	—	—	2,125,199	1,071,973	3,258,092	—	—	42,902	21,397	84,073
Cement (e)—										
Portland (b) . . . Tons	—	—	—	67,077	120,186	304,487	422,549	87,980	675,996	1,279,722
Boiler covering . . . „	61,003	68,522	8,536	5	79	—	—	—	157	2,072
Other kinds . . . „	—	—	—	8,250	3,018	—	—	—	83,487	39,658
Chalk and lime excluding French chalk . . . Cwts	59,976	65,236	22,408	50,057	19,233	10,385	13,439	3,090	9,890	4,964
Clay . . . „	52,905	41,414	37,503	48,177	61,017	9,460	9,029	11,603	18,219	23,374
Pipes of earthenware . . . „	29,415	18,980	3,682	1,413	8,050	9,894	4,792	1,901	837	7,398
Tiles . . . No.	10,955,977	5,893,810	6,628,507	8,456,973	16,408,165	47,802	43,167	53,133	87,732	235,579
Other kinds . . . Cwts	37,191	34,344	10,844	43,483	32,374	34,802	33,511	15,695	37,644	56,177
Total Building and Engineering materials . . . value	—	—	—	—	—	470,337	576,981	223,085	948,967	1,804,400
<b>BUTTONS OF ALL SORTS—</b>										
Metal (b) . . . „	—	—	—	—	—	20,660	10,431	6,630	5,923	13,257
Other sorts . . . „	—	—	—	—	—	—	—	—	10,981	40,500
<b>CANDLES OF ALL KINDS</b> . . . Lbs	941,369	298,226	37,251	313,752	303,902	31,971	11,967	2,216	21,480	45,711
<b>CARRIAGES AND CARTS (excluding RAILWAY CARRIAGES), AND PARTS THEREOF—</b>										
Carriages and carts . . . No.	4,703	3,687	359	818	2,531	17,112	18,916	16,072	30,762	243,598
Parts of carriages and carts (excluding rubber tyres) . . . value	—	—	—	—	—	31,212	17,307	22,014	130,188	232,688
Perambulators and children's go-carts (a) . . . No.	—	—	2,758	3,007	3,774	—	—	8,411	11,217	10,658
Parts of perambulators and children's go-carts (a) . . . value	—	—	—	—	—	—	—	215	46	1,134
Total Carriages and Carts (excluding railway carriages), and parts thereof . . . „	—	—	—	—	—	48,324	36,223	46,712	172,213	497,128
<b>CHALK, FRENCH</b> . . . Cwts	1,386	295	213	309	1,149	729	325	393	464	1,707

NOTE—The sterling figures have been converted at the rate of £10 = \$1 for 1919-20 and 1920-21, and £15 = \$1 for earlier years.  
 (a) Separately recorded from April, 1918  
 (b) Separately recorded from April, 1919  
 (c) Sub-divided into "Bricks (other than fire bricks)" and "Fire bricks" from April, 1918  
 (d) Sub-divided into "Bristles" and "Fibre" from April, 1919  
 (e) Sub-divided into "Portland" and "Boiler covering" from April, 1919

No. 13—continued  
 UNITED KINGDOM—continued  
 IMPORTS THEREFROM—continued

ARTICLES	QUANTITY					VALUE				
	1916-17	1917-18	1918-19	1919-20	1920-21	1916-17	1917-18	1918-19	1919-20	1920-21
<b>CHEMICALS AND CHEMICAL PREPARATIONS (excluding CHEMICAL MANURES AND MEDICINES)—</b>										
<b>Acids—</b>										
Acetic pyroligneous(a) Cwts	—	—	—	428	602	—	—	—	3,867	5,251
Carbolic(a) . . . . .	—	—	—	483	862	—	—	—	2,197	4,295
Citric(b) . . . . .	—	—	—	—	263	—	—	—	—	9,618
Nitric . . . . .	545	416	24	1,176	2,727	2,962	1,317	176	6,915	18,208
Oxalic (a) . . . . .	—	—	—	140	289	—	—	—	1,848	4,261
Sulphuric . . . . .	70	131	32	4,609	7,834	472	448	176	10,481	27,554
Tartaric (a) . . . . .	—	—	—	1,150	961	—	—	—	22,180	22,009
Other sorts . . . . .	5,341	4,166	3,846	1,797	3,089	35,019	33,961	43,060	13,023	19,351
<b>Total Acids . . . . .</b>	<b>5,956</b>	<b>4,718</b>	<b>3,902</b>	<b>9,873</b>	<b>16,627</b>	<b>38,443</b>	<b>35,726</b>	<b>43,432</b>	<b>59,010</b>	<b>110,167</b>
Alum . . . . .	—	—	9,685	60,023	68,395	—	—	12,316	64,122	87,906
Aluminous sulphates (c) . . . . .	90,463	76,034	28,406	61,384	97,734	52,622	57,948	19,966	40,194	78,513
Ammonia and salts thereof . . . . .	10,053	11,886	6,372	—	—	32,140	44,853	29,981	—	—
Anhydrous (a) . . . . .	—	—	—	735	648	—	—	—	9,994	10,588
Others (a) . . . . .	—	—	—	19,819	16,517	—	—	—	93,300	81,797
Arsenic and its oxides . . . . .	1,088	313	264	2,010	443	3,723	1,380	1,446	9,478	2,218
Bleaching materials . . . . .	56,626	38,413	39,513	—	—	51,493	27,904	43,795	—	—
Bleaching powder (a) . . . . .	—	—	—	81,472	115,209	—	—	—	102,552	208,158
Other sorts(a) . . . . .	—	—	—	1,170	1,683	—	—	—	2,986	4,011
Carbide of calcium . . . . .	8,878	744	321	535	312	5,485	670	896	1,298	675
Copperas (ferrus sulphate) . . . . .	39,249	11,201	61	30,339	24,335	17,988	5,005	125	20,852	11,765
Copper sulphate(a) . . . . .	—	—	—	4,978	7,878	—	—	—	12,276	20,143
Disinfectants . . . . .	29,409	27,956	25,008	—	—	45,801	52,483	59,480	—	—
Naphthalene(a) . . . . .	—	—	—	2,364	2,900	—	—	—	4,058	8,800
Others(a) . . . . .	—	—	—	23,709	21,027	—	—	—	65,719	72,780
Glycerine(b) . . . . .	—	—	—	—	1,723	—	—	—	—	13,115
Lead Compounds—										
Acetate(a) . . . . .	—	—	—	2,973	3,271	—	—	—	11,874	20,070
Litharge(a) . . . . .	—	—	—	1,775	670	—	—	—	2,305	2,913
Others(a) . . . . .	—	—	—	208	310	—	—	—	715	1,272
<b>Total Lead Compounds . . . . .</b>	<b>—</b>	<b>—</b>	<b>—</b>	<b>4,956</b>	<b>4,251</b>	<b>—</b>	<b>—</b>	<b>—</b>	<b>14,894</b>	<b>24,255</b>
Magnesium compounds—										
Chloride(a) . . . . .	—	—	—	16,957	25,186	—	—	—	22,730	58,904
Sulphate(b) . . . . .	—	—	—	—	3,832	—	—	—	—	6,201
Others (a) . . . . .	—	—	—	1,878	98	—	—	—	2,223	489
Potassium compounds—										
Bichromate(b) . . . . .	—	—	—	—	1,411	—	—	—	—	21,195
Chlorate(b) . . . . .	—	—	—	—	142	—	—	—	—	875
Cyanide of potassium . . . . .	1,085	40	39	37	121	5,939	593	641	946	3,923
Other sorts . . . . .	2,641	3,335	754	1,697	990	27,277	34,549	13,657	14,913	23,382
<b>Total Potassium compounds . . . . .</b>	<b>3,726</b>	<b>3,375</b>	<b>793</b>	<b>1,734</b>	<b>2,664</b>	<b>33,216</b>	<b>35,142</b>	<b>14,498</b>	<b>15,861</b>	<b>49,375</b>
Soda compounds—										
Bicarbonate of soda . . . . .	109,424	90,293	145,041	85,441	85,944	46,590	47,965	98,949	69,808	74,749
Bichromate of soda(a) . . . . .	—	—	—	6,369	8,774	—	—	—	17,819	36,586
Borax (including boracic acid) . . . . .	7,225	9,087	7,892	8,397	12,152	13,647	20,307	13,485	9,091	37,609
Caustic Soda (sodium hydroxide) . . . . .	38,191	78,263	64,249	82,484	70,978	49,290	137,723	132,254	134,146	137,766
Chromate of soda(a) . . . . .	—	—	—	1,487	—	—	—	—	1,975	—
Cyanide of sodium(b) . . . . .	—	—	—	2,231	6,680	—	—	—	16,320	33,844
Soda sulphide (a) . . . . .	—	—	—	1,900	13,893	—	—	—	3,537	62,488
Sodium carbonate (Soda ash and Soda crystals) . . . . .	263,554	693,851	555,707	479,349	633,097	128,412	285,979	299,240	257,603	305,061
Sodium Silicate(b) . . . . .	—	—	—	—	15,456	—	—	—	—	16,742
Soda, other sorts . . . . .	41,397	52,078	35,717	12,680	5,647	107,913	141,092	116,276	21,581	22,443
Sulphur (Brimstone) . . . . .	2,163	271	33	553	26,271	1,626	379	87	383	23,315
Zinc compounds—										
Chloride(a) . . . . .	—	—	—	6,197	16,788	—	—	—	16,219	56,253
Others(a) . . . . .	—	—	—	257	501	—	—	—	1,108	3,669
Other sorts of Chemicals value . . . . .	—	—	—	—	—	240,423	224,925	194,785	123,991	204,554
<b>Total Chemicals and chemical preparations (including chemical manures and medicines) . . . . .</b>	<b>—</b>	<b>—</b>	<b>—</b>	<b>—</b>	<b>—</b>	<b>306,627</b>	<b>1,219,978</b>	<b>1,050,984</b>	<b>1,222,072</b>	<b>2,011,802</b>

NOTE.—The sterling figures have been converted at the rate of £10 = \$1 for 1919-20 and 1920-21, and £15 = \$1 for earlier years.  
 (a) Separately recorded from April, 1919  
 (b) Separately recorded from April, 1920  
 (c) Include "Alum" prior to April, 1918

No. 13—continued  
 UNITED KINGDOM—continued  
 IMPORTS THEREFROM—continued

ARTICLES	QUANTITY					VALUE				
	1916-17	1917-18	1918-19	1919-20	1920-21	1916-17	1917-18	1918-19	1919-20	1920-21
						£	£	£	£	£
CHINA CLAY . . . Cwts	517,283	432,934	474,085	173,307	445,711	166,201	145,151	224,881	88,388	275,878
CHINESE AND JAPANESE WARE (including LACQUER WARE, BUT EX- CLUDING BATHROOM AND PORCELAIN) . . . value	—	—	—	—	—	417	199	229	985	1,094
CLOCKS AND WATCHES AND PARTS THEREOF— Clocks and Time- pieces . . . No.	3,755	308	1,162	884	7,575	2,821	1,510	1,936	4,189	20,086
Watches . . . "	30,309	4,621	8,689	7,037	16,674	5,482	1,090	16,495	1,341	9,778
Parts of clocks and watches . . . value	—	—	—	—	—	2,423	1,461	1,583	2,588	12,542
Total Clocks and watches and parts thereof . . . "	—	—	—	—	—	10,726	4,061	20,014	8,118	43,007
COAL, COKE, AND PATENT FUEL— Coal . . . Tons	3,797	3,657	7,691	6,935	9,209	11,273	11,865	34,150	29,623	48,660
Coke . . . "	646	1,110	1,174	1,240	764	3,536	5,001	6,507	8,705	9,514
Patent fuel . . . "	2	4	..	30	..	52	152	..	172	..
Total Coal, Coke, and Patent fuel . . . "	4,445	4,771	8,865	8,205	9,973	14,861	17,018	40,663	38,500	58,174
COFFEE, other than ROASTED OR GROUND . . . Cwts	1,080	4	..	75	141	3,694	11	2	848	841
COIN . . . Tons	248	83	60	2	11	6,246	2,786	2,913	54	430
CORDAGE AND ROPE OF VEGETABLE FIBRE (ex- cluding JUTE AND GUTTA) . . . Cwts	7,485	4,345	3,959	5,176	4,983	44,287	33,174	24,843	67,958	81,094
CORK MANUFACTURES . . . "	2,177	2,830	1,567	3,882	3,240	15,423	22,742	17,980	33,259	42,154
CUTLERY— Pruning knives (a) . . . value	—	—	—	—	—	57,417	45,032	54,786	15,787	14,569
Other kinds (a) . . . "	—	—	—	—	—	—	—	—	90,659	215,729
CYCLES (other than MOTOR CYCLES), AND PARTS THEREOF AND ACCESSORIES— Cycles, imported entire or in sections . . . No.	13,079	10,759	6,329	21,091	44,869	60,108	64,256	47,560	187,138	539,238
Parts of Cycles and accessories (exclud- ing rubber tyres) . . . value	—	—	—	—	—	50,713	55,267	35,153	89,813	308,528
Total Cycles and parts thereof and accessories . . . "	—	—	—	—	—	110,821	119,523	82,713	276,951	847,766
DRUGS AND MEDICINES (ex- cluding CHEMICALS AND NARCOTICS)— Aloe . . . Cwts	..	..	20	549	180	..	..	65	2,488	685
Camphor . . . Lbs	2,561	685	701	49,389	31,667	234	134	187	30,789	14,786
Cassia lignea . . . Cwts	..	..	..	390	2	..	..	..	1,146	6
Cocaine . . . ounces	546	253	143	172	682	713	527	334	436	1,353
Morphia and prepara- tions thereof (a) . . . value	—	—	—	—	—	—	—	—	3,820	5,979
Proprietary and patent medicines . . . "	—	—	—	—	—	113,794	95,674	92,498	172,304	169,993
Quinine Salts— Quinine sulphate or bisulphate . . . Lbs	23,133	16,240	8,721	24,432	41,523	47,306	26,880	15,788	72,240	150,099
Quinine hydrochloride or dihydrochloride . . . "	3,817	1,404	1,575	2,274	5,106	9,923	3,819	3,778	10,744	26,818
Other sorts . . . "	5,733	6,522	7,807	4,072	6,174	15,996	8,723	7,401	12,264	22,833
Sarsaparilla and prepara- tions thereof . . . value	—	—	—	—	—	865	530	1,199	6,243	5,533
Storax, including liquid storax rose molles . . . Lbs.	..	..	..	..	17,642	..	..	..	..	2,000
Other sorts of drugs and medicines . . . value	—	—	—	—	—	310,656	219,174	276,881	454,094	681,136
Total Drugs and Medicines . . . "	—	—	—	—	—	499,486	354,466	393,131	767,049	1,082,121
DYEING AND TANNING SUBSTANCES— Cochineal . . . Cwts	19	25	..	333	1,154	209	471	..	4,347	23,570
Dyes obtained from coal tar— Alizarine . . . Lbs	330,158	154,673	1,592,366	1,932,373	825,961	74,286	75,273	123,651	311,852	1,22,818
Aniline . . . "	207,590	1,425,537	1,105,541	1,619,693	2,632,867	75,692	288,000	223,364	322,796	816,186
Others . . . "	12,698	..	..	..	..	263	..	..	..	1,215
Total Dyes obtained from Coal Tar . . . "	610,436	1,580,200	2,697,907	3,552,067	2,467,060	150,241	363,273	347,015	534,648	940,269

NOTE.—The sterling figures have been converted at the rate of R 10=£1 for 1919-20 and 1920-21, and R 15=£1 for earlier years  
 (a) Separately recorded from April, 1919

No. 13—continued  
 UNITED KINGDOM—continued  
 IMPORTS THEREFROM—continued

ARTICLES	QUANTITY					VALUE				
	1916-17	1917-18	1918-19	1919-20	1920-21	1916-17	1917-18	1918-19	1919-20	1920-21
<b>DYEING AND TANNING SUBSTANCES—continued</b>										
Indigo, synthetic . . . Cwts	4	22	7	20	1,009	64	232	29	802	22,631
Other sorts (including lac-dye)	7,444	2,069	336	1,119	673	82,768	26,939	4,724	12,511	6,286
Total Dyeing and Tanning substances—value						234,276	390,915	366,768	551,808	908,656
<b>EARTHENWARE AND PORCELAIN (excluding PIPES OF EARTHENWARE)</b>										
Earthenware (excluding pipes) (a)		130,371	175,111	175,111	175,111					
Porcelain—										
Electrical (a)			774	774	774	149,649	128,038	176,180	246,540	266,672
Other kinds (a)									2,712	4,063
Other kinds (a)									2,320	7,428
ELECTROPLATED WARE	222,001	177,111				27,769	18,240	24,572	49,758	149,172
FIREWORKS <sup>a</sup> . . . . . Lbs				40,064	51,703	4,701	3,207	2,639	6,008	14,690
<b>FISH (excluding CANNED FISH)</b>										
Fishmaws and sharkfins Cwts	167	104			759	162	166			2,251
Fish, other sorts . . . "	93	37	4	604	50	371	106	11	181	230
Total Fish (excluding canned fish)	255	141	4	604	809	533	272	11	181	2,471
<b>FRUITS AND VEGETABLES—(a)</b>										
Fresh fruits and vegetables—Value										
Fresh fruits . . . . . Value						7,033	280	22	9,774	9,894
Fresh vegetables of all kinds . . . . . "						26	10		94	1,080
Total Fresh fruits and vegetables						7,059	290	22	9,868	10,974
Fruits and vegetables: dried, salted, or preserved, not being canned or bottled										
Almonds . . . . . Tons	1			68	2	117	9		7,241	758
Currants and raisins . . . . . "	47	2		3	10	3,896	244	1	390	1,608
Other sorts . . . . . "	69	7	6	17	29	6,672	601	272	2,746	7,178
Total Fruits and vegetables: dried, salted, etc.	117	9	6	88	41	10,185	851	273	10,377	9,599
Total Fruits and Vegetables—value						17,244	1,141	295	20,245	20,573
<b>FURNITURE AND CABINET-WARE</b>										
Bedsteads . . . . . "						27,907	14,927	8,189	14,414	58,529
Furniture of wood (other than bedsteads) . . . . . "						5,005	2,669	3,279	8,778	48,374
Furniture of other materials (other than bedsteads) . . . . . "						25,138	18,036	11,352	31,414	117,202
Mouldings . . . . . "						697	592	322	561	6,070
Total Furniture and Cabinetware						58,747	31,224	23,142	55,167	225,775
<b>RELATIVES (b)</b> . . . . . Cwts					258					5,633
<b>GLASS AND GLASSWARE</b>										
Beads and false pearls . . . . . "	49		3	6	50	459		74	320	1,672
Bottles and phials—Sodawater bottles . . . . . Gross	15,478	21,738	26,399	11,425	28,506	31,244	47,207	70,789	41,968	143,628
Others . . . . . "	18,949	15,581	14,709	16,752	23,229	21,247	20,936	24,148	39,919	79,325
Funnels, globes, and glass parts of lamps . . . . . value						10,476	7,966	5,860	9,491	25,677
Scientific glassware (a) . . . . . "									2,682	10,526
Sheet and plate . . . . . suppl. feet	5,682,777	4,062,627	1,375,184	4,735,524	4,374,502	117,762	96,550	68,867	176,983	275,200
Tableware (including decanters, etc.) . . . . . value						6,852	4,372	4,868	5,980	22,184
Other ware . . . . . "						35,563	20,582	31,320	44,343	108,495
Total Glass and Glassware						223,620	187,618	206,620	223,536	466,706
<b>GRUB (b)</b> . . . . . Cwts					5,033					19,971

NOTE.—The sterling figures have been converted at the rate of £10=£1 for 1919-20 and 1920-21, and £15=£1 for earlier years.

<sup>a</sup> Quantity shown from April, 1919  
<sup>(a)</sup> Separately recorded from April, 1919  
<sup>(b)</sup> " " " " April, 1920



UNITED KINGDOM—continued

IMPORTS THEREFROM—continued

ARTICLES	QUANTITY					VALUE				
	1916-17	1917-18	1918-19	1919-20	1920-21	1916-17	1917-18	1918-19	1919-20	1920-21
<b>GRAIN, PULSES, AND FLOUR—</b>						£	£	£	£	£
Wheat four in bags . Tons	80	50	12	89	53	654	1,150	158	1,220	1,174
Other sorts . . . . .	28	14	40	40	17	708	195	497	1,439	98
GRAPHITE CRUCIBLES (b) . Cwts	—	—	451	2,707	2,493	—	—	1,695	8,521	19,000
<b>GUMS AND RESINS—</b>										
Dammer (c) . . . . .	—	—	—	5,546	3	—	—	—	4,704	—
Resins . . . . .	13,098	2,076	920	4,519	10,592	15,215	2,789	1,429	14,067	32,371
Other sorts . . . . .	2,084	3,675	2,523	2,483	1,679	2,805	5,210	4,884	8,570	21,111
<b>Total Gums and Resins . . . . .</b>	<b>15,180</b>	<b>5,751</b>	<b>3,442</b>	<b>12,548</b>	<b>12,274</b>	<b>18,021</b>	<b>7,999</b>	<b>6,263</b>	<b>27,341</b>	<b>53,481</b>
<b>HAIR AND MANUFACTURES OF HAIR—</b>										
Hair of all kinds . . . . .	126	90	189	324	116	1,095	1,401	3,028	6,084	2,044
Manufactures of hair, other than toilet requisites . . . . . value	—	—	—	—	—	14,671	10,322	6,608	8,860	7,200
<b>Total Hair and manufactures of Hair . . . . .</b>	<b>—</b>	<b>—</b>	<b>—</b>	<b>—</b>	<b>—</b>	<b>15,767</b>	<b>11,723</b>	<b>9,631</b>	<b>14,944</b>	<b>9,244</b>
<b>HARDWARE, including CUTLERY AND ELECTROPLATED WARE—</b>										
Agricultural implements . . . . .	—	—	—	—	—	79,660	67,509	88,470	172,019	360,500
Buckets of lined or galvanized iron . . . . .	—	—	—	—	—	8,376	5,894	2,500	4,638	32,659
Builders' hardware, etc. . . . .	—	—	—	—	—	63,344	29,368	26,883	67,898	255,591
Domestic . . . . .	—	—	—	—	—	36,464	20,948	16,137	43,876	186,028
Enamelled ironware . . . . .	—	—	—	—	—	11,101	14,715	17,397	18,452	68,951
Gas mantles (c) . . . . .	—	—	—	—	—	—	—	—	28,681	26,102
Implements and tools, other than agricultural implements, etc. . . . .	—	—	—	—	—	160,212	124,882	148,485	359,353	600,829
Lamps, metal . . . . . No.	78,819	80,806	81,181	72,670	217,329	20,347	10,808	14,051	28,464	143,504
Lamps, glass . . . . .	11,373	6,252	8,515	2,211	3,826	845	509	757	445	1,275
Parts of lamps other than glass . . . . . value	—	—	—	—	—	17,555	19,336	22,508	23,174	91,388
Safes and strong boxes of metal . . . . . No.	2,098	604	901	1,148	2,470	6,044	2,429	4,027	16,329	56,157
Stoves (c) . . . . .	—	—	—	—	66,039	—	—	—	—	37,207
Other sorts . . . . . value	—	—	—	—	—	318,260	451,852	426,943	1,292,807	3,246,789
<b>Total Hardware, including Cutlery and Electroplated ware . . . . .</b>	<b>—</b>	<b>—</b>	<b>—</b>	<b>—</b>	<b>—</b>	<b>1,222,909</b>	<b>748,660</b>	<b>767,403</b>	<b>2,051,641</b>	<b>5,252,421</b>
<b>HIDES AND SKINS, RAW—</b>										
Hides, raw . . . . . Tons	61	..	..	..	3	4,157	..	..	..	320
.. . . . . No.	16,556	..	..	..	900	..	..	..	..	..
Skins . . . . . Tons	..	..	..	..	3	22	..	1	..	863
.. . . . . No.	603	..	1	..	7,436	..	..	..	..	..
<b>Total Hides and Skins, Raw . . . . .</b>	<b>61</b>	<b>..</b>	<b>..</b>	<b>..</b>	<b>5</b>	<b>4,179</b>	<b>..</b>	<b>1</b>	<b>..</b>	<b>1,183</b>
.. . . . . No.	16,559	..	1	..	8,336	..	..	..	..	..
<b>HOPS . . . . . Cwts</b>	<b>1,933</b>	<b>1,192</b>	<b>1,104</b>	<b>508</b>	<b>429</b>	<b>16,247</b>	<b>11,124</b>	<b>15,618</b>	<b>10,732</b>	<b>10,601</b>
<b>INSTRUMENTS, APPARATUS, AND APPLIANCES, AND PARTS THEREOF—</b>										
Electrical, including telegraph and telephone apparatus not being machinery—										
Electric fans and parts thereof . . . . . value	—	—	—	—	—	22,665	13,050	14,758	25,151	148,263
Electric wires and cables—										
Rubber, insulated . . . . .	—	—	—	—	—	—	—	—	206,886	497,505
Insulations, other than rubber . . . . .	—	—	—	—	—	—	—	—	121,646	402,174
Telegraph and telephone wires and cables (c) . . . . .	—	—	—	—	—	178,635	42,022	33,236	..	28,063
Bare copper wire (Electrolytic) . . . . .	—	—	—	—	—	—	—	—	18,089	63,853
Telegraph and telephone instruments, and apparatus (c) . . . . .	—	—	—	—	—	—	—	—	24,425	31,542

NOTE.—The sterling figures have been converted at the rate of £10=£1 for 1919-20 and 1920-21, and £15=£1 for earlier years.  
 (b) Separately recorded from April, 1919  
 (c) " " " " April, 1918  
 (c) " " " " April, 1920

No. 13—continued  
 UNITED KINGDOM—continued  
 IMPORTS THEREFROM—continued

ARTICLES	QUANTITY					VALUE				
	1916-17	1917-18	1918-19 <sup>(a)</sup>	1919-20	1920-21	1916-17	1917-18	1918-19	1919-20	1920-21
FRUMENTS, APPARATUS, AND APPLIANCES, AND ARTS THEREOF—continued										
Electrical, including telegraph and telephone apparatus not being machinery—continued										
Electric lamps and parts thereof—										
Electric glow lamps <sup>(b)</sup> value									7,492	104,484
Other sorts						46,743	45,779	51,713	41,607	35,103
Batteries <sup>(b)</sup>									5,649	10,593
Carbons, electric (including furnace electrodes) <sup>(a)</sup>										6,746
Accumulators (including parts) <sup>(a)</sup>										141,535
Condensers, electric <sup>(a)</sup>										23
Electric bell apparatus (not telegraphic or telephonic) <sup>(a)</sup>										3,480
Electric lighting accessories and fittings (including switches) <sup>(a)</sup>										277,236
Electrical instruments (other than telegraphic and telephonic)—									24,761	71,192
Motors <sup>(b)</sup>										1,235
Others <sup>(a)</sup>										4,070
Electro-medical apparatus (including X-Ray apparatus) <sup>(a)</sup>										32,062
Switch boards (other than telegraph and telephone) <sup>(b)</sup>									12,909	35,636
Interior fittings <sup>(b)</sup>										
Electrical goods and apparatus not enumerated						309,490	153,344	158,489	279,455	1,025,555
Total Electrical Instruments, including Telegraph and Telephone Apparatus not being machinery						557,563	254,195	258,201	300,132	2,388,259
Musical—										
Organs and Harmoniums, complete No.	166	49	18	12	245	885	219	470	268	2,496
Pianos and Piano-players complete	439	249	132	122	192	17,208	10,838	6,309	2,555	27,079
Talking machines and accessories—										
Talking machines	811	970	732	616	4,453	6,396	5,162	2,436	4,691	51,388
Records	7,681	11,063	57,741	11,658	48,184	1,145	1,416	2,438	2,923	12,807
Accessories						15,078	6,607	5,996	5,477	68,232
Other sorts, including parts of musical instruments						12,087	10,647	9,284	18,624	69,142
Total Instruments, Musical						53,799	28,939	24,085	40,524	210,639
Optical						10,303	7,574	6,684	11,171	29,776
Photographic						77,632	78,582	62,550	78,622	175,449
Scientific and philosophical						55,531	50,906	51,523	120,411	235,575
Surgical						58,577	40,272	45,076	72,174	176,870
Other kinds						31,258	2,408	19,089	26,141	93,139
Total Instruments, Apparatus, and Appliances, and Parts thereof						244,763	475,178	469,308	1,149,175	2,928,707
Ivory—										
Unmanufactured Lbs	131,586	129,306	122,312	249,862	65,751	91,104	55,145	72,636	211,925	61,991
Manufactured value						4,145	7,769	4,302	12,180	4,031
Total Ivory						95,249	92,914	76,938	224,105	66,022

NOTE.—The sterling figures have been converted at the rate of £10/-= \$1 for 1919-20 and 1920-21, and £15/-= \$1 for earlier years.  
 (a) Separately recorded from April, 1920  
 (b) " " " " April, 1919

UNITED KINGDOM—continued

IMPORTS THEREFROM—continued

ARTICLES	QUANTITY					VALUE				
	1916-17	1917-18	1918-19	1919-20	1920-21	1916-17	1917-18	1918-19	1919-20	1920-21
<b>JEWELLERY, ALSO PLATE OF GOLD AND SILVER—</b>										
Jewellery . . . value	—	—	—	—	—	12,887	6,487	10,819	26,859	81,651
Plate of gold and silver . . .	—	—	—	—	—	15,087	11,126	10,198	30,286	105,071
Total Jewellery, also plate of gold and silver . . .	—	—	—	—	—	27,974	17,613	21,017	57,145	186,722
<b>LAC—</b>										
Shell and Button . . . Cwts	8	—	3	4	323	65	—	53	160	2,406
<b>LEATHER—</b>										
Hides, tanned or dressed . . .	Tons 28 =No. 4,780	Tons 9 =No. 3,492	Tons 3 =No. 664	Tons 109 =No. 40,684	Tons 340	12,320	4,718	1,689	50,971	98,546
Skins, tanned or dressed . . .	Tons 71 =No. 365,591	Tons 63 =No. 302,340	Tons 54 =No. 257,077	Tons 25 =No. 67,380	Tons 62	68,469	99,442	87,707	22,606	72,259
Total Hides and Skins, tanned or dressed . . .	Tons 94 =No. 370,371	Tons 72 =No. 305,841	Tons 57 =No. 257,741	Tons 134 =No. 108,064	Tons 402	80,789	104,160	89,396	73,577	170,805
Unwrought . . . Cwts	2,290	1,009	1,285	1,400	2,074	40,843	22,893	25,535	32,212	82,009
Leather cloth (a) . . . value	—	—	—	—	—	—	—	—	9,146	55,769
Artificial leather (a) . . .	—	—	—	—	—	—	—	—	567	8,985
<b>Manufactures (excluding boots and shoes and bulging for machinery)—</b>										
Bags and trunks . . . value	—	—	—	—	—	5,598	3,627	2,837	7,185	42,286
Pickers (a) . . .	—	—	—	—	—	—	—	—	54,670	118,144
Picking bands and straps (a) . . .	—	—	—	—	—	—	—	—	40,082	172,104
Roller skins (a) . . .	—	—	—	—	—	—	—	—	56,523	155,951
Saddlery and harness . . .	—	—	—	—	—	15,466	10,463	14,789	24,436	67,006
Other sorts . . .	—	—	—	—	—	68,905	43,995	48,466	67,582	196,070
Total Leather manufactures . . .	—	—	—	—	—	89,969	58,085	66,092	250,422	751,651
Total Leather . . .	—	—	—	—	—	211,601	184,638	181,028	365,937	1,069,219
<b>LIQUORS, INCLUDING METHYLATED AND PERFUMED SPIRITS—</b>										
<b>Ale, beer, and porter—</b>										
<b>Ale and beer—</b>										
In bottle . . . Liq. gal.	698,878	467,818	391,402	536,173	1,049,226	133,123	108,904	116,465	182,670	399,839
„ bulk . . .	1,072,056	232,462	70,797	608,818	1,316,799	86,900	24,115	9,532	111,162	311,798
Stout and porter—										
In bottle . . .	109,180	180,414	128,978	106,053	170,129	24,797	88,760	47,534	45,475	87,560
„ bulk . . .	19,446	4,925	1,630	2,055	6,593	1,578	1,218	621	469	2,336
Cider and other fermented liquors . . .	15,152	13,082	8,882	10,654	15,488	4,367	4,280	3,508	6,147	10,692
<b>Spirit—</b>										
Brandy . . .	16,598	33,847	59,491	31,559	49,724	16,525	29,211	90,014	65,296	111,108
Gin . . .	73,945	41,262	21,828	49,071	85,912	33,670	30,241	46,083	78,081	112,770
Liqueurs . . .	4,604	4,489	5,366	6,296	11,934	7,431	9,188	11,336	18,079	32,406
Rum . . .	8,157	16,982	4,419	6,054	11,076	3,748	6,118	4,110	8,150	15,397
Whisky . . .	673,009	645,661	523,103	567,167	721,911	445,435	597,225	674,441	931,330	1,231,658
Spirit, present in drugs, medicines, or chemicals . . .	79,397	73,155	69,690	92,407	132,931	88,897	102,360	111,603	204,928	277,353
„ spirit, perfumed . . .	11,278	7,824	9,973	14,513	22,663	41,351	35,320	59,084	92,482	170,867
Spirit, methylated . . .	724	360	412	274	18,311	607	494	609	530	3,404
Other sorts . . .	17,515	8,623	12,999	22,059	25,541	39,667	22,042	39,198	86,566	107,620
Total Spirit . . .	835,237	821,051	716,321	790,300	1,074,903	677,361	832,164	1,036,883	1,476,542	2,062,583

NOTE.—The sterling figures have been converted at the rate of £10=£ 1 for 1919-20 and 1920-21, and £15=£ 1 for earlier years.  
(a) Separately recorded from April, 1919.

No. 13—continued.

## UNITED KINGDOM—continued

## IMPORTS THEREFROM—continued

ARTICLES	QUANTITY					VALUE				
	1916-17	1917-18	1918-19	1919-20	1920-21	1916-17	1917-18	1918-19	1919-20	1920-21
<b>LIQUORS, including METHYLATED AND PERFUMED SPIRITS—continued</b>						£	£	£	£	£
<b>Wines—</b>										
Champagne and other sparkling wines Ldg. gals.	28,709	10,040	9,148	22,661	35,215	32,254	28,510	23,558	84,000	134,480
Port ..	80,427	58,051	58,869	87,634	98,506	48,853	45,891	48,278	112,119	344,761
Still red wines, other than Port ..	14,497	10,189	12,641	13,782	29,666	7,756	6,276	9,612	17,036	84,935
Sherry, Madeira, and Marsala ..	23,492	15,918	23,948	19,570	31,582	13,839	11,966	13,571	25,308	48,908
Still white wines, other than Sherry, Madeira, and Marsala ..	1,454	1,128	1,135	2,617	4,261	1,115	1,214	1,318	3,638	7,241
Other sorts, including Vermouth, etc. ..	16,489	15,822	15,265	17,603	30,333	9,156	8,918	12,322	17,876	33,029
<b>Total Wines</b>	<b>150,068</b>	<b>119,142</b>	<b>105,099</b>	<b>165,867</b>	<b>229,562</b>	<b>112,773</b>	<b>97,295</b>	<b>108,659</b>	<b>260,871</b>	<b>407,341</b>
<b>Total Liquors</b>	<b>2,949,352</b>	<b>1,781,794</b>	<b>1,422,969</b>	<b>2,217,920</b>	<b>3,862,800</b>	<b>1,040,899</b>	<b>1,106,761</b>	<b>1,322,192</b>	<b>2,082,336</b>	<b>3,282,149</b>
<b>MACHINERY AND MILLWORK—</b>										
<b>Prime-movers (other than electrical)—</b>										
<b>Locomotives (excluding those for Railways)—</b>										
Oil-engines (b) value										52,479
Steam-engines (b) ..						40,285	9,731	4,592	38,243	350,623
Others (b) ..										22,205
<b>Other than locomotives—</b>										
Oil-engines (b) ..										936,530
Steam-engines (b) ..						229,052	100,647	95,879	436,982	820,018
Others (b) ..										101,424
<b>Total Prime-movers (other than Electrical)</b>						<b>269,337</b>	<b>119,378</b>	<b>100,441</b>	<b>468,224</b>	<b>2,088,278</b>
<b>Electrical machinery of all kinds, not including instruments, apparatus, and appliances, and parts thereof—</b>										
<b>Control and Switch Gear (b) ..</b>										62,955
<b>Generators alternators and dynamos ..</b>						18,038	4,348	609	189,178	319,502
<b>Motors ..</b>						78,689	27,544	24,581	128,100	500,506
<b>Transformers (a) ..</b>									4,229	12,644
<b>Turbo-generating sets (b) ..</b>										86,987
<b>Other kinds ..</b>						153,031	92,192	108,187	244,484	607,870
<b>Total Electrical machinery</b>						<b>242,768</b>	<b>124,084</b>	<b>133,377</b>	<b>568,046</b>	<b>1,490,474</b>
<b>Machinery, not being prime-movers or electrical machinery—</b>										
<b>Aerated water making machinery value</b>						705	578	1,071	2,798	16,791
<b>Agricultural machinery ..</b>						2,439	408	109	18,278	69,599
<b>Boilers ..</b>						117,986	52,047	41,821	342,257	1,545,823
<b>Boot and shoe manufacturing machinery (b) ..</b>										18,598
<b>Leather tanning and curing machinery (b) ..</b>										49,769
<b>Metal working machinery ..</b>						3,534	1,446	2,278	55,127	119,357
<b>Machine tools (b) ..</b>										1,057,608

NOTE—The sterling figures have been converted at the rate of £10=£1 for 1919-20 and 1920-21, and £15=£1 for earlier years.

(a) Separately recorded from April, 1919

(b) Separately recorded from April, 1920

UNITED KINGDOM—continued  
IMPORTS THEREFROM—continued

ARTICLES	QUANTITY					VALUE				
	1916-17	1917-18	1918-19	1919-20	1920-21	1916-17	1917-18	1918-19	1919-20	1920-21
<b>MACHINERY AND MILLWORK—</b> <i>continued</i>						£	£	£	£	£
Machinery, not being prime-movers or electrical machinery— <i>continued</i>										
Mining machinery—										
Coal value	—	—	—	—	—	6,891	6,022	2,336	9,608	62,032
Other sorts	—	—	—	—	—	67,762	11,322	6,759	37,449	49,961
Total Mining machinery	—	—	—	—	—	64,653	17,344	9,095	47,057	111,993
Oil crushing and refining machinery	—	—	—	—	—	7,940	3,552	9,561	10,109	46,435
Paper mill machinery	—	—	—	—	—	30,408	28,842	30,864	59,984	127,650
Refrigerating machinery	—	—	—	—	—	11,074	2,248	1,260	12,863	105,622
Rice and flour mill machinery	—	—	—	—	—	21,585	14,569	22,682	71,945	307,158
Saw mill and wood- working machinery	—	—	—	—	—	11,838	4,493	22,025	44,880	149,994
Sewing and knitting machines and parts thereof—										
Sewing and knitting machines No.	71,646	46,107	23,965	45,590	57,170	343,998	237,742	100,061	340,811	505,847
Parts of sewing and knitting machines and accessories value	—	—	—	—	—	30,326	23,830	44,461	131,602	112,748
Sugar machinery	—	—	—	—	—	15,984	1,978	4,166	28,417	147,864
Tea machinery	—	—	—	—	—	140,906	79,402	96,179	214,265	379,659
Textile machinery—										
Cotton—										
Bleaching and dyeing machinery(a)	—	—	—	—	—	—	—	—	—	46,911
Printing machinery(a)	—	—	—	—	—	—	—	—	—	2,969
Spinning machinery(a)	—	—	—	—	—	796,866	679,957	909,955	1,215,613	1,490,437
Weaving machinery(a)	—	—	—	—	—	—	—	—	—	1,422,742
Other sorts(a)	—	—	—	—	—	—	—	—	—	583,317
Total Cotton machinery	—	—	—	—	—	796,866	679,957	909,955	1,215,613	3,546,376
Jute	—	—	—	—	—	692,032	413,326	342,594	1,363,243	2,688,398
Shuttles (excluding those for sewing machines) (b)	—	—	—	—	—	—	—	—	76,825	140,826
Other sorts	—	—	—	—	—	13,559	20,291	43,736	46,330	126,972
Total Textile machinery	—	—	—	—	—	1,492,457	1,113,573	1,316,285	2,701,511	6,500,572
Typewriters—										
Typewriters No.	690	305	150	959	2,410	8,540	3,326	1,439	9,598	21,677
Parts and accessories value	—	—	—	—	—	2,435	2,403	2,224	6,559	9,939
Other sorts of machinery excluding printing machinery	—	—	—	—	—	387,478	224,755	199,524	790,189	2,518,534
Total Machinery and Millwork	—	—	—	—	—	3,206,381	2,065,902	2,138,911	5,915,910	17,530,009
<b>MANURES—</b>										
Artificial and mineral manures Tons	1,280	90	10	686	759	9,944	1,496	277	15,057	16,436
Other kinds	5	5	—	453	146	125	51	20	4,385	6,210
Total Manures	1,285	95	10	1,139	905	10,070	1,547	297	19,442	22,646

NOTE—The sterling figures have been converted at the rate of B10=£1 for 1919-20 and 1920-21, and B15=£1 for earlier years.  
(a) Separately recorded from April, 1920  
(b) April, 1919

No. 13—continued  
**UNITED KINGDOM—continued**  
**IMPORTS THEREFROM—continued**

ARTICLES	QUANTITY					VALUE				
	1916-17	1917-18	1918-19	1919-20	1920-21	1916-17	1917-18	1918-19	1919-20	1920-21
<b>MATCHES—</b>						£	£	£	£	£
Safety .Gross of boxes	46,440	6,621	7	469	1,126	4,359	654	1	166	418
Other sorts	110		5,506		375	32		1,024		151
Total Matches	46,550	6,621	5,506	469	1,501	4,371	654	1,024	166	569
<b>METALS AND ORES—</b>										
Aluminium—										
Unwrought (Ingots, blocks, bars) Owt	1	29		6,890	12,017	12	190	16	48,068	110,029
Wrought—										
Circles (a)				10,230	18,921					298,508
Sheets (a)	6	2			7,428	70	47		111,818	104,068
Other manufactures	182	8	5	743	1,948	1,619	197	123	5,701	82,198
Total Aluminium	189	39	5	17,863	41,214	1,901	434	138	165,587	544,800
Antifriction metal (b)				2,044	2,758				19,843	24,545
Brass, Bronze, and similar alloys and manufactures thereof—										
Unwrought	722	260	884	121,028	169,272	4,949	2,049	6,646	417,484	682,157
Wrought—										
Mixed or yellow metal, for sheathing	8,252	631	1,183	145,153	276,914	59,078	5,784	6,692	1,089,469	2,429,222
Other sorts	5,968	2,630	2,364	49,642	70,484	52,629	23,949	21,237	280,218	490,879
Total Brass, etc.	14,942	3,521	4,331	315,823	456,670	116,656	31,782	37,475	1,787,171	3,808,958
Copper—										
Old, for re-manufacture	29	45	40	661	1,060	94	197	189	5,652	5,293
Unwrought—										
Tiles, ingots, cakes, bricks, and slabs	978	183	66	99,957	24,506	6,947	1,648	445	637,466	159,463
Other sorts	697	69	101	54	49	4,782	519	806	409	488
Wrought—										
Braziers and sheets	1,270	754	5,457	106,730	99,958	9,118	4,267	35,149	755,570	674,117
Wire, excluding wire of telegraph and telephone	4,785	444	502	3,460	7,998	29,667	4,114	3,581	26,221	77,046
Other manufactures	5,198	2,664	5,038	16,753	11,070	44,216	22,612	38,482	144,451	126,708
Total Copper (excluding ore)	12,955	4,159	11,204	223,615	144,251	94,419	33,357	78,654	1,567,769	1,248,995
German-silver (including nickel silver)	598	151	36	207	5,522	5,086	1,639	250	2,186	78,466
Iron—										
Pig Tons	1,292	165	67	4,155	8,858	11,398	1,366	746	52,927	152,128
Manufactures—										
Angle, bolt, and rod	3,938	1,585	313	406	875	77,577	39,008	8,558	17,193	22,494
Bars and channel	16,890	8,658	1,589	5,195	11,700	317,302	193,080	58,080	194,980	424,319
Blow-bowls	1,300	467	390	503	981	23,778	9,959	6,747	18,348	57,092
Total Iron (excluding ore)	23,420	10,875	2,349	10,258	22,414	430,065	244,033	71,184	283,246	686,033
Iron or Steel—										
Anchors and cables	650	315	353	936	1,523	26,519	12,899	14,700	51,064	109,280
Beams, pillars, girders and bridgework	3,069	771	508	20,488	68,696	46,018	16,509	12,346	448,587	2,296,319
Bolts and nuts	2,748	1,274	597	2,092	6,505	99,971	57,397	21,416	136,398	582,598
Hoops and strips	25,841	14,381	14,435	16,483	18,850	553,819	469,720	470,077	621,500	848,713
Nails, rivets, and washers (excluding wire nails)	9,792	2,120	2,140	4,036	7,450	270,565	80,214	96,900	301,389	412,597
Old, for re-manufacture	1,295	470	719	3,871	7,216	5,964	2,479	2,788	26,156	54,602
Pipes and fittings, cast	13,120	6,356	5,614	8,360	20,538	184,464	91,991	109,066	224,842	789,364
Rails, chairs, and fish-plates (excluding those for railways)	2,742	123	48	1,769	12,877	39,115	4,686	2,747	44,418	482,443
Screws	636	86	78	761	1,070	39,025	7,919	3,081	78,179	151,379
Sheets and plates—										
Galvanised	6,980	1,303	1,533	—	—	155,093	43,366	56,923	—	—
Corrugated(b)	—	—	—	47,513	51,287	—	—	—	1,234,808	2,216,040
Plain(b)	—	—	—	7,670	8,649	—	—	—	339,204	432,900
Tinned	27,579	21,935	26,220	29,154	44,897	311,910	739,327	961,453	1,335,991	3,052,982
Not galvanised or tinned	17,971	2,018	9,707	48,087	67,283	356,229	57,924	399,701	1,692,642	2,694,174
Total Sheets and plates	52,410	25,366	37,480	132,424	172,116	1,858,262	840,617	1,418,092	5,202,435	8,496,186

NOTE—The sterling figures have been converted at the rate of £10=£1 for 1919-20 and 1920-21, and £15=£1 for earlier years  
(a) Separately recorded from April, 1920  
(b) " " " April, 1919

No. 13—continued  
 UNITED KINGDOM—continued  
 IMPORTS THEREFROM—continued

ARTICLES	QUANTITY					VALUE				
	1916-17	1917-18	1918-19	1919-20	1920-21	1916-17	1917-18	1918-19	1919-20	1920-21
<b>METALS AND ORES—continued</b>										
<b>Iron or Steel—continued</b>										
Tubes, pipes and fittings, wrought . . . tons	8,588	6,801	6,259	10,553	19,813	260,079	254,549	275,419	624,440	1,076,504
Wire—	4,729	661	272	—	—	198,579	28,596	11,967	—	—
Fencing wire(a) . . . "	—	—	—	374	462	—	—	—	8,962	29,490
Other wire(a) . . . "	—	—	—	2,839	2,737	—	—	—	89,593	178,249
Wire nails (a) . . . "	—	—	—	384	1,085	—	—	—	18,668	109,176
Wire rope *—	—	—	1,204	—	—	—	—	81,087	—	—
Galvanised (a) . . . "	—	—	—	1,177	909	—	—	—	98,668	124,554
Black (a) . . . "	—	—	—	1,991	1,932	—	—	—	172,598	223,485
Other manufactures of iron or steel . . . "	9,812	1,055	767	10,988	28,228	184,314	89,626	27,933	437,257	1,321,686
<b>Total Iron or Steel . . . "</b>	<b>185,628</b>	<b>60,119</b>	<b>70,654</b>	<b>218,768</b>	<b>368,016</b>	<b>3,261,367</b>	<b>1,947,154</b>	<b>2,563,619</b>	<b>8,487,159</b>	<b>17,847,130</b>
<b>Steel—</b>										
Angle (a) . . . "	7,092	2,418	1,446	10,406	21,267	123,926	48,934	41,075	285,223	682,457
Spring (a) . . . "	—	—	—	3,048	2,616	—	—	—	117,424	118,124
Bars (a) . . . "	8,361	2,882	1,987	22,206	72,032	157,951	69,331	66,142	681,308	2,330,679
Channels (a) . . . "	—	—	—	1,078	5,694	—	—	—	59,250	216,351
<b>Cast—</b>										
Tool steel—	—	—	—	—	—	—	—	—	—	—
High speed (b) . . . "	—	—	—	—	548	—	—	—	—	71,625
Carbon (b) . . . "	2,140	588	438	2,361	1,519	67,419	33,872	35,885	147,757	98,165
Cast steel bars (b) . . . "	—	—	—	—	3,086	—	—	—	—	162,008
Other cast steel (b) . . . "	—	—	—	—	824	—	—	—	—	45,510
Ingots, blooms, billets, and slabs	75	2	118	231	286	1,539	86	3,509	6,851	11,038
<b>Total Steel . . . "</b>	<b>17,677</b>	<b>5,883</b>	<b>3,929</b>	<b>40,320</b>	<b>107,867</b>	<b>350,626</b>	<b>152,223</b>	<b>147,311</b>	<b>1,207,811</b>	<b>3,735,852</b>
<b>Lead</b>										
<b>Unwrought—</b>										
Ingot . . . "	62	2	7	432	279	2,188	74	403	17,031	18,230
Pig . . . cwt	5,453	12	9	15,137	7,548	9,601	27	13	26,942	17,788
Other sorts . . . "	845	63	172	65	3,127	920	130	414	120	14,163
<b>Wrought—</b>										
Sheets, pipes, and tubes . . . "	16,880	2,937	3,661	18,502	21,754	34,951	6,558	8,376	45,364	74,870
Sheets for tea chests . . . "	50,916	39,167	41,220	29,884	23,828	109,010	94,869	104,391	59,805	85,672
Other sorts . . . "	6,035	1,098	503	5,728	7,245	14,035	4,092	2,207	19,137	30,750
<b>Total Lead (excluding ore) . . . "</b>	<b>70,838</b>	<b>43,207</b>	<b>48,565</b>	<b>60,310</b>	<b>63,500</b>	<b>168,517</b>	<b>105,676</b>	<b>116,401</b>	<b>151,368</b>	<b>222,643</b>
<b>Sublimed . . . lbs</b>	<b>116,678</b>	<b>37,744</b>	<b>72,410</b>	<b>518,021</b>	<b>67,369</b>	<b>27,847</b>	<b>17,207</b>	<b>21,764</b>	<b>179,788</b>	<b>25,629</b>
<b>Solder . . . cwt</b>	<b>7,735</b>	<b>2,185</b>	<b>609</b>	<b>893</b>	<b>910</b>	<b>43,017</b>	<b>18,590</b>	<b>3,793</b>	<b>3,191</b>	<b>7,607</b>
<b>Tin</b>										
<b>Unwrought (blocks, ingots, bars, and slabs) . . . "</b>										
Wrought (including plates or sheets, not being tinned iron) . . . "	1,422	734	1,061	940	2,561	12,896	8,777	3,493	10,262	41,346
Wrought (including plates or sheets, not being tinned iron) . . . "	268	182	263	804	131	3,269	1,205	1,407	5,648	3,727
<b>Total Tin . . . "</b>	<b>1,690</b>	<b>916</b>	<b>1,324</b>	<b>1,813</b>	<b>2,672</b>	<b>17,165</b>	<b>9,982</b>	<b>4,900</b>	<b>21,910</b>	<b>45,073</b>
<b>Zinc or spelter—</b>										
Unwrought . . . "	1,139	243	17	93,633	33,784	7,070	726	73	313,485	102,641
Wrought or manufactured . . . "	10,953	4,696	3,204	9,141	23,977	55,516	21,652	12,384	36,093	106,314
Other sorts . . . "	163	333	3	628	184	478	1,073	9	1,691	1,035
<b>Total Zinc or Spelter . . . "</b>	<b>12,255</b>	<b>5,272</b>	<b>3,224</b>	<b>103,412</b>	<b>57,925</b>	<b>63,064</b>	<b>23,451</b>	<b>12,466</b>	<b>351,269</b>	<b>209,990</b>

NOTE—The sterling figures have been converted at the rate of £10=£1 for 1919-20 and 1920-21, and £15=£1 for earlier years.  
 (a) Separately recorded from April, 1919.  
 (b) " " " " April, 1920.  
 \* April 1918, and subdivided into "Galvanised" and "Black" from April 1919.  
 † Subdivided into "Fencing wire" and "other wire" from April 1919.

No. 13—continued  
 UNITED KINGDOM—continued  
 IMPORTS THEREFROM—continued

ARTICLES	QUANTITY					VALUE				
	1916-17	1917-18	1918-19	1919-20	1920-21	1916-17	1917-18	1918-19	1919-20	1920-21
<b>Metals and Ores—concluded</b>						£	£	£	£	£
Metals, unenumerated . . cwt	7,358	8,527	10,242	12,978	19,575	37,974	29,070	34,342	81,192	116,332
Ores, unenumerated . . tons	132	63	..	70	88	4,899	2,877	5	2,441	6,417
Total Metals (excluding ores) . . "	183,652	80,295	80,044	307,231	538,068	4,616,829	2,614,608	3,094,147	14,399,416	28,076,243
Total Ores . . "	194	65	7	502	267	7,087	2,881	408	19,472	24,647
Total Metal and Ores . . "	183,846	80,360	80,051	307,733	538,435	4,623,916	2,617,489	3,094,555	14,418,888	28,100,890
<b>MOTOR CARS, MOTOR CYCLES, MOTOR WAGONS AND PARTS THEREOF—</b>										
Motor cars . . . . . NO.	489	39	21	448	2,541	163,114	11,911	10,285	274,011	2,132,997
Motor cycles . . . . . "	1,125	76	77	1,259	3,744	58,856	3,620	4,247	92,568	409,399
Motor wagons . . . . . "	80	8	4	107	594	47,836	3,294	2,736	168,424	674,853
Parts and accessories (excluding rubber tyres) value	—	—	—	—	—	123,902	85,187	60,682	212,972	637,355
Total Motor cars and motor cycles, etc. . . "	—	—	—	—	—	296,408	104,012	77,950	738,875	2,846,694
<b>Oils—</b>										
<b>Animal—</b>										
Fish oil (a) . . . . . gals.	539,483	269,563	14,061	66,718	5,495	71,110	49,076	2,441	13,315	2,478
Other kinds . . . . . "	—	—	—	—	3,629	—	—	—	—	2,014
Essential . . . . . "	3,912	3,600	4,763	2,833	9,049	11,472	12,272	13,345	16,512	52,814
<b>Mineral—</b>										
Fuel oils . . . . . "	509,606	9	36,135	64,673	57,191	5,544	5	407	2,166	1,389
Lubricating oils—										
Batching oils (b) . . . . . "	2,161,552	1,175,105	1,317,260	110,023	114,210	192,617	126,028	107,872	18,944	15,713
Other Lubricating oils † . . . . . "	—	—	—	1,180,378	1,743,068	—	—	—	239,248	306,236
Other kinds . . . . . "	81,518	49,778	71,654	49,714	108,188	12,538	10,061	15,204	15,746	28,628
Total Mineral oils . . . . . "	2,803,676	1,224,892	1,425,049	1,894,383	2,022,611	210,094	136,094	213,483	261,069	411,966
<b>Vegetable, non-essential—</b>										
Coconut . . . . . "	2,220	303	..	162	2,442	805	124	..	45	1,066
Groundnut . . . . . "	..	240	..	48	2,168	..	30	..	13	1,074
Linseed . . . . . "	134,014	62,352	287	134,700	274,276	29,385	17,908	81	64,233	160,505
Other sorts . . . . . "	27,065	13,839	7,805	19,504	17,508	5,081	3,277	1,677	7,203	8,010
Total Oils, vegetable, non-essential . . . . . "	163,299	76,739	8,092	154,414	296,894	35,271	21,334	1,758	71,494	169,596
<b>Total Oils . . . . . "</b>	<b>3,510,370</b>	<b>1,574,864</b>	<b>1,451,065</b>	<b>1,619,345</b>	<b>2,327,178</b>	<b>328,547</b>	<b>217,776</b>	<b>215,241</b>	<b>362,421</b>	<b>629,867</b>
<b>OIL CAKES . . . . . tons</b>	..	..	..	..	210	..	..	..	..	2,782
<b>OIL-CLOTH AND FLOOR CLOTH . . . . . sq. yards</b>	928,686	543,452	348,627	275,902	977,182	53,370	38,595	53,060	44,566	200,328
<b>OPPIUM . . . . . lbs</b>	292	174	225	34	59	2,175	2,129	2,209	217	366
<b>PACKING—ENGINE AND BOILER—OF ALL KINDS . . . . . value</b>	—	—	—	—	—	46,910	59,027	53,266	91,083	42,711
<b>PAINTS AND PAINTERS' MATERIALS—</b>										
<b>Paints and Colours—</b>										
Graphite (c) . . . . . cwt	—	—	2,219	1,492	5,384	—	—	2,551	4,456	12,576
White and red lead* . . . . . "	32,465	15,721	4,586	—	—	96,108	45,142	10,936	—	—
Red lead—										
Genuine, dry (b) . . . . . "	—	—	—	17,283	17,596	—	—	—	54,177	66,070
Reduced, .. (b) . . . . . "	—	—	—	532	640	—	—	—	1,863	1,617

NOTE.—The sterling figures have been converted at the rate of £10 = £1 in 1919-20 and 1920-21, and £15 = £1 for earlier years.  
 \* Subdivided into white lead and red lead from April, 1919  
 (a) Separately recorded from April, 1920  
 (b) " " " " April, 1919  
 (c) " " " " April 1918.  
 † Figures prior to April 1919 include "Batching oil".



No. 13—continued  
 UNITED KINGDOM—continued  
 IMPORTS THEREFROM—continued

ARTICLES	QUANTITY					VALUE				
	1916-17	1917-18	1918-19	1919-20	1920-21	1916-17	1917-18	1918-19	1919-20	1920-21
<b>PAINTS AND PAINTERS' MATERIALS—continued</b>										
<i>Paints and Colours—continued</i>										
White lead—										
Genuine, dry (a) . cwts	—	—	—	6,308	7,601	—	—	—	19,924	34,822
Reduced, " (a) . "	—	—	—	267	349	—	—	—	715	1,397
Genuine, moist (a) . "	—	—	—	24,607	23,585	—	—	—	88,128	106,978
Reduced, " (a) . "	—	—	—	1,075	2,910	—	—	—	3,451	12,750
Zinc white—										
Genuine, dry (a) . "	—	—	—	1,095	2,956	—	—	—	4,688	14,508
Reduced, " (a) . "	—	—	—	932	886	—	—	—	2,172	2,557
Genuine, moist (a) . "	—	—	—	13,368	18,115	—	—	—	61,749	106,898
Reduced, " (a) . "	—	—	—	3,882	11,410	—	—	—	13,038	39,989
Blue paint or Paris blue (a) . "	—	—	—	549	1,810	—	—	—	4,400	50,454
Other sorts . . . "	200,326	147,190	93,422	154,033	198,822	455,664	359,777	245,249	476,499	782,091
Enamels prepared (f) . "	—	—	—	—	5,027	—	—	—	—	61,439
<b>Total Paints and Colours</b> . . . "	<b>239,791</b>	<b>162,911</b>	<b>100,229</b>	<b>225,363</b>	<b>292,930</b>	<b>551,772</b>	<b>404,919</b>	<b>258,736</b>	<b>735,260</b>	<b>1,263,641</b>
<i>Painters' materials—</i>										
Turpentine (b) . . . "	6,309	3,266	786	—	—	16,426	12,514	4,799	—	—
Genuine turpentine (a) . . . "	—	—	—	4,537	5,790	—	—	—	30,627	49,747
Turpentine substitute (a) . . . "	—	—	—	2,082	1,355	—	—	—	8,535	5,790
<b>Total Turpentine</b> . . . "	<b>6,309</b>	<b>3,266</b>	<b>786</b>	<b>6,619</b>	<b>7,145</b>	<b>16,426</b>	<b>12,514</b>	<b>4,799</b>	<b>39,162</b>	<b>55,537</b>
Varnish (a) . . . "	—	—	—	22,482	29,555	—	—	—	198,653	269,252
Other kinds . . . value	—	—	—	—	—	99,218	75,833	53,656	49,769	40,135
<b>Total Painters' materials</b> . . . "	<b>—</b>	<b>—</b>	<b>—</b>	<b>—</b>	<b>—</b>	<b>115,639</b>	<b>68,347</b>	<b>58,455</b>	<b>287,584</b>	<b>355,954</b>
<b>Total Paints and Painters' Materials</b> . . . "	<b>—</b>	<b>—</b>	<b>—</b>	<b>—</b>	<b>—</b>	<b>667,411</b>	<b>493,266</b>	<b>317,191</b>	<b>1,022,844</b>	<b>1,619,595</b>
<b>PAPER AND PASTEBOARD—</b>										
<i>Paper—</i>										
Packing paper . . . cwts	10,310	6,629	4,826	45,039	49,915	26,602	17,703	21,616	87,650	165,249
Printing paper . . . "	111,594	26,253	11,651	48,410	192,934	242,665	81,982	57,143	175,702	1,161,230
Writing paper and envelopes . . . value	—	—	—	—	—	265,805	140,115	110,878	286,407	1,112,213
Other kinds of paper (c) . . . cwts	75,894	28,936	11,447	171,252	153,742	189,524	160,062	73,853	282,427	436,524
Paper manufactures (d) . . . value	—	—	—	—	—	—	—	77,980	74,461	183,407
Pasteboard, millboard, and cardboard of all kinds . . . cwts	10,052	6,168	3,202	7,705	17,637	13,470	13,150	7,766	20,599	67,479
<b>Total Paper and Pasteboard</b> . . . value	<b>—</b>	<b>—</b>	<b>—</b>	<b>—</b>	<b>—</b>	<b>738,266</b>	<b>413,012</b>	<b>357,536</b>	<b>877,251</b>	<b>3,126,102</b>
<b>PAPER MAKING MATERIALS—</b>										
Pulp of wood . . . cwts	—	—	—	2,000	4,000	—	—	—	2,899	16,728
Rags, and other materials for paper making . . . "	—	—	—	27	—	—	—	—	91	434
<b>PARAFFIN WAX</b> . . . tons	<b>22</b>	<b>1</b>	—	2	2	796	78	—	115	—
<b>PERFUMERY not being PERFUMED SPIRIT</b> . . . value	—	—	—	—	—	899	582	211	2,279	2,470
<b>PITCH AND TAR (e)</b> . . . cwts	<b>180,374</b>	<b>123,814</b>	<b>79,333</b>	—	—	<b>63,850</b>	<b>48,696</b>	<b>40,166</b>	—	—
Coal tar and pitch (a) . . . "	—	—	—	115,769	142,762	—	—	—	73,447	105,569
Stockholm tar and pitch (a) . . . "	—	—	—	6,110	6,077	—	—	—	11,695	13,197
<b>PLANTS, LIVING (including BULBS AND SEEDS FOR SOWING)</b> . . . value	—	—	—	—	—	1,454	545	475	1,341	2,203
<b>POLISHES—</b>										
Polishes and compositions for application to leather . . . "	—	—	—	—	—	65,727	59,172	43,330	132,480	307,046
Polishes and compositions for application to metals, etc. . . "	—	—	—	—	—	35,837	42,355	39,670	51,410	70,923
Wood polish (f) . . . "	—	—	—	—	—	—	—	—	—	9,216
<b>Total Polishes</b> . . . "	<b>—</b>	<b>—</b>	<b>—</b>	<b>—</b>	<b>—</b>	<b>101,564</b>	<b>101,527</b>	<b>83,000</b>	<b>183,890</b>	<b>388,085</b>

NOTE.—The sterling figures have been converted at the rate of £10=£1 for 1919-20 and 1920-21 and £15=£1 for earlier years  
 (a) Separately recorded from April, 1919  
 (b) Subdivided into Turpentine genuine and Turpentine substitute from April, 1919  
 (c) Includes " Paper manufactures " prior to April, 1918  
 (d) Separately recorded from April, 1918  
 (e) Subdivided into " Coal tar and pitch " and " Stockholm tar and pitch " from April, 1920  
 (f) Separately recorded from April, 1920

No. 13—continued  
 UNITED KINGDOM—continued  
 IMPORTS THEREFROM—continued

ARTICLES	QUANTITY					VALUE				
	1916-17	1917-18	1918-19	1919-20	1920-21	1916-17	1917-18	1918-19	1919-20	1920-21
PRECIOUS STONES AND PEARLS, UNSET . . . value	—	—	—	—	—	£ 8,409	£ 48	£ 105	..	£ 293
PRINTING AND LITHOGRAPHING MACHINERY AND MATERIALS (excluding PAPER)—										
Printing and lithographing presses . . . "	—	—	—	—	—	4,245	2,542	2,761	12,748	175,718
Printing type . . . cwt	982	874	517	700	1,831	7,586	7,473	4,940	8,701	41,902
Printers' and lithographers' ink (a) . . . value	—	—	—	—	—	—	—	—	27,408	62,671
Other materials . . . "	—	—	—	—	—	27,816	22,411	21,925	17,686	50,834
Total Printing and Lithographing machinery and materials . . . "	—	—	—	—	—	39,647	32,429	29,636	66,543	331,125
PRINTS, ENGRAVINGS, AND PICTURES—										
Photographs and picture post cards . . . "	—	—	—	—	—	1,472	1,043	417	1,047	2,968
Others . . . "	—	—	—	—	—	4,066	2,911	3,177	15,964	20,581
Total Prints, Engravings and Pictures . . . "	—	—	—	—	—	5,538	3,954	3,594	17,011	23,549
PROVISIONS AND OILMAN'S STORES—										
Bacon and hams . . . cwt	12,514	1,222	649	6,686	5,486	90,949	9,800	4,657	84,167	100,422
Biscuits and cakes . . . "	65,712	1,522	274	38,034	38,071	312,705	9,200	2,774	336,812	423,817
Butter (including canned) . . . "	789	34	8	54	108	7,581	400	130	1,443	1,023
Cheese (including canned) . . . "	4,548	460	205	240	1,387	24,861	5,313	2,979	2,672	22,757
Cocoa and chocolate . . . "	6,650	589	28	5,814	4,136	57,872	5,689	368	69,362	82,824
Farinaceous and patent food . . . "	30,952	6,417	7,776	18,700	32,278	112,406	22,182	45,590	130,345	227,559
Isinglass (a) . . . "	—	—	—	18	58	—	—	—	706	1,597
Jams and jellies . . . "	12,762	855	1,712	1,107	4,670	46,750	3,572	6,021	6,102	46,778
Lard . . . "	336	24	20	10	110	1,996	198	96	117	1,900
Milk, condensed and preserved (including milk cream) . . . "	36,513	13,593	228	3,066	7,809	131,317	55,218	704	39,687	62,623
Pickles, chutnies, sauces, and condiments . . . cwt	5,786	4,925	3,914	5,041	5,694	31,430	31,338	30,037	44,364	60,863
Vinegar (excluding bottled vinegar) . . . gals.	27,723	23,780	17,136	14,723	15,010	2,873	2,577	2,573	2,700	2,594
Canned and bottled provisions—										
Canned or bottled fruits (b) . . . cwt	—	—	—	—	1,333	—	—	—	—	17,012
Tinned or canned fish (a) . . . value	—	—	—	5,099	7,632	—	—	—	24,797	71,354
Others* . . . "	73,901	23,314	16,229	49,540	53,294	361,002	122,442	114,093	371,845	516,422
Other sorts of provisions . . . "	—	—	—	—	—	34,078	9,509	10,364	27,819	82,749
Total Provisions and Oilman's stores . . . "	—	—	—	—	—	1,231,870	284,023	221,206	1,164,458	1,789,944
RAILWAY PLANT AND ROLLING-STOCK—										
Carriages and wagons and parts thereof . . . "	—	—	—	—	—	478,924	214,725	420,950	2,534,808	6,501,035
Locomotive engines and tenders and parts thereof . . . "	—	—	—	—	—	127,352	62,887	202,077	425,915	4,243,274
Materials for construction—										
Bridge-work . . . tons	1,694	477	..	1,471	5,374	34,927	12,253	..	39,754	230,127
Bells, chairs, and fish-plates of steel or iron . . . "	12,645	14	57	37,715	37,213	155,554	435	2,777	717,256	1,232,606
Sleepers and keys of steel or iron . . . "	4,484	..	..	9,302	32,129	47,283	..	..	185,226	776,231
Other sorts . . . "	4,575	622	278	4,708	10,849	123,489	20,916	15,828	187,380	644,912
Total Railway plant and rolling-stock . . . value	—	—	—	—	—	967,529	311,216	641,632	4,098,187	13,478,186

NOTE.—The sterling figures have been converted at the rate of 10 = £1 for 1919-20 and 1920-21, and £15 = £1 for earlier years

(a) Separately recorded from April, 1919

(b) " " " " April, 1920

\* Includes canned or bottled fruits prior to April, 1910

No. 13—continued  
 UNITED KINGDOM—continued  
 IMPORTS THEREFROM—continued

ARTICLES	QUANTITY					VALUE				
	1916-17	1917-18	1918-19	1919-20	1920-21	1916-17	1917-18	1918-19	1919-20	1920-21
<b>RUBBER—</b>						£	£	£	£	£
Raw . . . . . lbs	224	..	..	..	392	17	..	..	..	49
<b>Manufactures—</b>										
Tyres for motor cars and motor cycles . . . . . DO.	52,470	43,887	60,235	46,915	67,903	143,349	186,157	229,286	347,769	348,654
Tubes for motor tyres ..	44,866	45,057	52,614	54,362	134,716	80,033	45,207	42,266	85,104	123,574
Other manufactures (except apparel and boots and shoes) . . . . . value	—	—	—	—	—	244,563	233,246	281,324	391,792	681,223
Total Rubber, raw and manufactures . . . . .	—	—	—	—	—	417,962	464,610	551,876	824,665	1,153,599
<b>SALT . . . . . tons</b>	110,514	18,948	39,868	81,408	93,088	319,484	107,532	180,285	391,364	358,533
<b>SEEDS—</b>										
<b>Oil seeds—</b>										
Essential . . . . . tons	4	..	..	323	275	259	30	..	17,436	11,811
<b>Non-essential—</b>										
Linseed . . . . . "	..	..	..	..	37	..	..	..	5	2,445
Others . . . . . "	..	3	1	4	5	36	47	97	481	267
Total non-essential . . . . . "	..	3	1	4	42	36	47	97	486	2,712
Others than oil seeds . . . . . "	54	22	23	71	84	7,624	5,309	5,584	16,408	15,250
Total seeds . . . . . "	58	25	24	308	401	7,919	5,476	5,681	34,330	29,773
<b>SHIPS, PARTS OF (including LAUNCHES AND BOATS). value</b>	—	—	—	—	—	63,191	142,626	103,930	275,795	198,527
<b>SMOKERS' REQUISITES (excluding TOBACCO) . . . . .</b>	—	—	—	—	—	22,945	9,231	12,448	9,620	51,639
<b>SOAP—</b>										
Household and laundry soap in bars or tablets . . . . . cwt	316,593	300,272	157,187	248,859	247,538	434,632	519,641	386,316	702,966	754,317
Toilet soap . . . . . "	41,182	26,858	26,992	30,803	43,817	181,816	169,450	204,549	342,375	508,864
Other sorts . . . . . "	6,810	7,938	5,795	9,139	10,887	15,998	19,874	22,103	36,510	46,666
Total Soap . . . . . "	364,585	335,068	189,974	288,801	302,242	632,446	708,965	612,968	1,082,351	1,309,847
<b>SPICES—</b>										
Bedelnuts . . . . . cwt	..	..	..	..	31,001	..	..	..	..	34,053
Cloves . . . . . "	5	..	..	53	407	13	..	..	168	1,020
Other sorts . . . . . "	14	27	1	21	53	40	150	8	181	279
Total Spices . . . . . "	19	27	1	74	32,361	53	150	8	349	36,252
<b>STARCH AND FARINA*—</b>										
Starch (a) . . . . . "	52,041	3,033	314	7,044	9,772	69,531	3,404	300	18,807	30,881
Farina and potato flour (a) . . . . . "	..	..	..	4,998	1,249	..	..	..	12,583	3,380
Total Starch and Farina . . . . . "	52,041	3,033	314	12,042	11,021	69,531	3,404	300	31,390	34,261
<b>STATIONERY (excluding PAPER) . . . . . value</b>	—	—	—	—	—	334,671	260,355	311,487	469,634	1,266,995
<b>STICKS AND WHIPS . . . . .</b>	—	—	—	—	—	2,837	2,983	2,645	5,624	9,684
<b>STONE AND MARBLE—</b>										
Stone and marble . . . . . tons	439	323	1,216	1,052	926	4,021	4,128	8,402	8,474	16,661
Articles of stone and marble . . . . . "	220	216	345	233	233	2,121	3,221	3,791	4,540	8,546
Total Stone and Marble . . . . . "	659	539	1,561	1,285	1,149	6,142	6,952	12,286	13,014	25,207
<b>SUGAR—</b>										
Sugar, 16 Dutch standard and above . . . . . tons	122	1,172	5	96	5	4,302	30,690	293	3,804	754
Confectionery . . . . . "	1,396	113	17	1,018	1,159	128,048	14,776	3,844	152,444	205,233
Saccharin . . . . . lbs	246	..	..	22,806	19,023	378	7	..	26,666	25,647
Others . . . . . tons	..	..	..	10	12	..	..	..	5	753
Total Sugar . . . . . "	1,458	1,285	22	1,124	1,185	134,728	45,473	4,137	182,919	322,387

NOTE.—The sterling figures have been converted at the rate of R10 = £1 for 1919-20 and 1920-21, and R15 = £1 for earlier years.  
 (a) Separately recorded from April, 1918  
 (b) Value R7 = 9s. 4d.  
 \* Subdivided into "Starch" and "Farina and potato flour" from April, 1918

No. 13—continued  
 UNITED KINGDOM—continued  
 IMPORTS THEREFROM—continued

ARTICLES	QUANTITY					VALUE				
	1916-17	1917-18	1918-19	1919-20	1920-21	1916-17	1917-18	1918-19	1919-20	1920-21
TALLOW AND STEARINE (including ORBAIN AND ANIMAL FAT) . . . cwt	42,167	12,745	1,106	6,254	24,165	£ 114,170	£ 36,934	£ 5,214	£ 29,500	£ 129,013
TEA, BLACK . . . lbs	31,487	6,748	13,139	2,748	15,163	2,175	309	528	235	1,063
" GREEN . . . "	653	51,344	..	64	58,203	49	2,619	..	12	5,668
Total Tea ..	32,140	58,090	13,139	2,812	73,366	2,224	3,018	528	247	6,731
TEA-CHESTS, ENTIRE OR IN SECTIONS—										
Of Iron or Steel or other metal . . . value	—	—	—	—	—	£ 2,054	£ 500	..	£ 22,596	£ 32,000
" Wood . . . "	—	—	—	—	—	362,521	270,544	261,385	310,166	742,577
Total Tea-chests. ..	—	—	—	—	—	364,575	271,044	261,385	332,762	774,577
TELEGRAPHS, MATERIALS FOR CONSTRUCTION AND ACCESSORIES (excluding ELECTRICAL) . . . "	—	—	—	—	—	5,589	5,950	3,245	1,438	7,146
TELEPHONES, MATERIALS FOR CONSTRUCTION AND ACCESSORIES (excluding ELECTRICAL) . . . "	—	—	—	—	—	20,516	6,014	2,725	12,306	11,766
TEXTILES—										
COTTON—										
Raw . . . tons	1	..	..	2	5,259	52	4	40	160	737,024
Waste . . . cwt	285	47	111	60	151	568	106	340	216	546
Manufactures—										
Twist and yarn . . lbs	24,476,135	14,946,792	9,611,527	12,229,610	23,395,580	2,293,274	2,264,112	2,328,058	2,636,042	7,052,541
Blankets . . . "	31,308	5,321	3,843	60,498	215,735	1,650	603	631	8,429	30,342
Canvas . . . yards	3,059,297	1,217,737	252,391	377,286	901,401	87,126	68,788	46,198	90,812	185,390
Handkerchiefs and shawls in the piece—										
Handkerchiefs (a) . no.	8,164,374	6,001,735	4,572,261	4,514,484	9,713,433	110,229	102,697	187,566	123,496	291,789
Shawls (a) (i) . . "	..	..	..	175,002	801,723	..	..	..	36,254	170,705
Total Handkerchiefs and shawls in the piece . no.	8,164,374	6,001,735	4,572,261	4,689,486	10,515,156	110,229	102,697	187,566	159,740	462,494
Hosiery—										
Under wear (b) . value	—	—	—	—	—	74,020	51,874	61,040	67,070	82,250
Other sorts (b) . . "	—	—	—	—	—	..	..	..	..	146,064
Total Hosiery . . £	—	—	—	—	—	74,020	51,874	61,040	67,070	178,314
Lace and patent net . yards	2,205,714	2,329,885	1,387,044	607,607	694,314	90,846	153,608	93,141	52,305	63,004
Piece goods—										
Grey (unbleached) . "	762,016,080	544,930,980	375,302,367	464,599,986	420,287,698	9,929,260	10,483,583	9,676,060	10,239,317	18,720,308
White (bleached) . "	532,214,658	496,160,808	274,888,959	311,042,528	408,560,883	8,359,089	9,294,761	8,336,110	15,302,268	20,878,908
Coloured, printed, or dyed . . . "	403,721,390	362,974,123	201,263,243	187,025,342	448,598,019	8,482,051	9,618,968	6,842,079	11,221,038	20,586,528
Fents of all descriptions .	38,185,798	25,502,798	15,603,549	18,459,978	14,317,434	589,611	583,890	458,804	460,100	717,925
Rope . . . lbs	506,870	468,919	293,392	360,610	786,923	34,174	45,426	46,938	64,411	196,949
Thread, sewing . . . "	2,259,681	1,589,123	1,114,481	907,585	1,310,720	357,900	395,559	352,044	447,540	846,173
Towels in the piece . yards	558	..	4,885	5,031	14,263	43	..	29	1,715	1,360
Other sorts of manufac- tures . . . lbs	827,061	592,499	352,732	609,576	929,897	83,142	71,640	95,973	145,752	316,514
Total Cotton Manufactures (including twist and yarn) . . . value	—	—	—	—	—	30,463,315	33,105,507	28,387,631	30,803,136	81,107,278
FLAX—										
Manufactures—										
Twist and yarn . . lbs	30,904	4,716	3,411	5,974	22,000	2,781	218	487	1,173	6,060
Bags and sacks . . no.	49,473	44,757	15,307	952	869	10,961	5,715	600	274	362
Canvas . . . yards	2,620,499	1,020,234	314,564	888,704	1,399,325	276,919	138,331	44,375	199,117	384,111
Piece goods . . . "	1,149,318	674,665	169,099	275,537	367,069	46,106	38,012	14,519	32,723	52,877
Thread, sewing . . lbs	129,363	142,578	41,365	104,728	89,220	21,362	26,934	12,216	46,289	44,207
Other sorts . . . "	321,105	194,864	74,221	242,916	350,490	44,295	30,198	16,286	59,726	100,642
Total Flax manufactures (including twist and yarn) . . . value	—	—	—	—	—	402,416	234,406	88,486	239,307	584,292

NOTE.—The sterling figures have been converted at the rate of £10=21 for 1919-20 and 1920-21, and £15=21 for earlier years  
 (a) Separately recorded from April, 1919  
 (b) " " " " " 1920

UNITED KINGDOM—*continued*

IMPORTS THEREFROM—*continued*

ARTICLES	QUANTITY					VALUE				
	1916-17	1917-18	1918-19	1919-20	1920-21	1916-17	1917-18	1918-19	1919-20	1920-21
<b>TEXTILES—<i>continued</i></b>										
<b>HABERDASHERY AND MILLINERY—</b>										
Lace and Embroidery <sup>(a)</sup> value										184,764
Towels not in the piece <sup>(a)</sup> no.					387,176	403,630	325,769	427,981	435,283	66,889
Other sorts <sup>(a)</sup> value										1,026,510
Total Haberdashery and Millinery						403,630	325,769	427,981	435,283	1,278,163
<b>HEMP—</b>										
Raw . . . cwts	2	64	..	1	1,107	17	720		24	4,534
<b>Manufactures (excluding cordage)—</b>										
Cloth . . . yards	72,810	81,125	13,204	26,720	15,298	8,282	1,186	2,788	7,343	4,709
Other sorts . value						271	190	4,094	8,992	52,225
Total Hemp manufactures						8,553	1,876	6,882	16,335	56,934
<b>JUTE—</b>										
<b>Manufactures—</b>										
Twist and yarn . lbs	50,437	25,152	3	14,276	21,270	1,351	944	(c)	801	1,884
Canvas . . . yards	2,623,898	762,591	82,598	404,055	553,318	163,231	69,908	19,584	71,270	82,448
Gunny bags . . . no.	46,057	21,456	1,129,618	1,578,428	597,759	1,041	520	26,758	59,959	20,554
Gunny cloth . . . yards	153,936	74,491	123,908	119,373	174,588	3,958	1,870	4,443	5,336	8,084
Rope and twine . cwts	674	384	86	447	450	3,754	3,063	1,079	4,234	7,527
Other kinds . . . "	7,216	2,394	1,052	512	2,037	17,917	10,679	7,752	8,542	37,591
Total Jute (including Twist and Yarn) . value						191,237	86,979	50,566	150,142	168,068
<b>SILK—</b>										
Raw . . . lbs	..	1,000	..	..	1,995	..	494	..	..	2,230
<b>Manufactures—</b>										
Silk yarn, rolls, and warps . . . "	133,936	81,720	3,959	10,950	22,171	54,025	35,561	4,309	10,986	12,850
Goods of silk mixed with other materials yards	703,101	173,040	174,359	273,649	335,751	69,901	20,974	26,277	52,882	95,675
Piece goods . . . "	363,238	155,097	131,179	180,926	243,335	37,231	22,281	26,282	49,658	107,952
Thread for sewing . lbs	3,598	1,487	4,509	2,630	3,713	2,357	1,366	3,637	3,308	8,917
Other sorts . . . "	58,671	14,924	30,004	11,112	17,393	19,524	3,376	10,079	8,693	23,781
Total Silk manufactures (including Silk yarn, etc.) value						183,038	89,457	72,584	116,527	249,205
<b>WOOL—</b>										
Raw . . . lbs	378	392	672	34,349	55,653	136	12	20	4,089	6,679
<b>Manufactures—</b>										
Wools and knitting wool .	125,119	87,616	33,383	69,173	204,363	29,505	20,257	35,257	39,809	110,666
Blankets <sup>(a)</sup> . . . "					153,478					43,148
Brands . . . "	11,968	2,849	950	10,363	9,110	2,898	521	261	2,701	5,464
Carpets and rugs . . . "	431,732	326,163	130,166	211,579	292,239	50,669	34,674	25,485	52,763	132,676
Roalry . . . "	258,400	215,051	137,432	60,429	294,835	78,511	77,813	55,003	42,082	278,200
Piece goods . . . yards	7,913,953	8,473,808	4,689,123	3,073,006	9,543,308	868,978	1,118,337	1,046,904	1,190,519	4,118,798
Shawls . . . no.	9,551	3,302	6,372	833	11,622	2,540	826	2,011	366	7,619
Other sorts . . . lbs	533,422	230,735	136,913	259,032	353,679	52,956	24,331	17,781	37,303	60,730
Total Wool Manufactures (including yarn and knitting wool) . value						1,063,055	1,277,259	1,182,702	1,365,334	4,757,301
<b>ARTIFICIAL SILK—</b>										
Artificial silk yarn <sup>(b)</sup> . lbs			31,198	163,007	69,744			16,547	146,072	59,593
Piece goods of cotton and artificial silk . yards	2,855,253	1,237,060	346,210	5,735,300	7,000,387	307,759	176,410	30,814	589,485	970,954

NOTE.—The sterling figures have been converted at the rate of \$10=£1 for 1919-20 and 1920-21, and \$15=£1 for earlier years.  
 (a) Separately recorded from April, 1918.  
 (b) Value \$1=1s 4d " " 1918.  
 (c) Value \$1=1s 4d " " 1918.

No. 13—continued  
 UNITED KINGDOM—continued  
 IMPORTS THEREFROM—continued

ARTICLES	QUANTITY					VALUE				
	1916-17	1917-18	1918-19	1919-20	1920-21	1916-17	1917-18	1918-19	1919-20	1920-21
<b>TOBACCO—</b>						£	£	£	£	£
Unmanufactured . lbs	40,399	21,516	6,498	17,510	18,849	3,320	3,775	644	4,076	3,926
Manufactured—										
Cigars . . . . .	5,703	4,725	4,049	3,908	6,004	3,710	2,410	2,336	2,889	5,057
Cigarettes . . . . .	2,230,188	3,358,014	2,962,535	2,980,198	2,864,032	622,267	914,532	862,007	1,211,955	1,940,852
Tobacco for pipes and Cigarettes (a) . . . . .	—	—	—	—	499,972	—	—	—	—	211,737
Other sorts . . . . .	544,890	551,052	496,340	411,591	50,822	99,239	111,866	127,654	138,619	32,748
<b>Total Tobacco</b> . . . . .	<b>2,821,080</b>	<b>3,935,108</b>	<b>3,469,420</b>	<b>3,392,203</b>	<b>3,489,679</b>	<b>729,026</b>	<b>1,055,589</b>	<b>1,012,661</b>	<b>1,357,439</b>	<b>1,597,350</b>
<b>TOILET REQUISITES (NOT SPECIFIED ELSEWHERE) value</b>	—	—	—	—	—	87,825	84,307	109,348	162,841	306,181
<b>TOYS AND REQUISITES FOR GAMES AND SPORTS (including FISHING TACKLE—</b>										
Toys . . . . .	—	—	—	—	—	31,411	26,609	17,217	29,489	84,018
Requisites for games and sports (excluding Grenades, etc.)—	—	—	—	—	—	5,344	2,400	2,628	10,104	8,227
Playing cards . . . . .	—	—	—	—	—	43,905	33,385	34,418	51,708	110,792
Other sorts . . . . .	—	—	—	—	—	—	—	—	—	—
<b>Total Toys and requisites   for games and sports</b> . . . . .	<b>—</b>	<b>—</b>	<b>—</b>	<b>—</b>	<b>—</b>	<b>80,660</b>	<b>62,394</b>	<b>55,248</b>	<b>91,299</b>	<b>203,037</b>
<b>UMBRELLAS AND UMBRELLA FITTINGS—</b>										
Umbrellas, complete (including parasols and sunshades) no.	702,790	395,592	157,621	119,195	373,523	86,335	60,684	33,487	40,531	150,699
Umbrella fittings . value	—	—	—	—	—	70,636	33,592	13,328	49,358	94,049
<b>TAX OF ALL KINDS, other than PARAFFIN WAX (ex- cluding CANDLES) . . . . .</b>	<b>599</b>	<b>151</b>	<b>576</b>	<b>128</b>	<b>98</b>	<b>1,914</b>	<b>563</b>	<b>2,165</b>	<b>1,199</b>	<b>955</b>
<b>FOOD AND TIMBER—</b>										
Timber, other than Rail- way sleepers—										
Deal and pine wood, cub. tons	668	105	27	270	268	7,798	773	173	2,044	5,008
Teak wood . . . . .	452	—	462	13	50	3,820	—	8,960	206	1,273
Other timber . . . . .	239	204	161	529	421	1,146	1,115	1,009	8,536	4,027
Wood—										
Firewood . . . . .	44	573	173	150	502	37	630	255	236	762
Ornamental . value	—	—	—	—	—	1,402	528	344	3,233	3,288
Manufactures of wood . . . . .	—	—	—	—	—	41,236	26,384	38,452	105,370	120,397
<b>Total Wood and   Timber</b> . . . . .	<b>—</b>	<b>—</b>	<b>—</b>	<b>—</b>	<b>—</b>	<b>54,984</b>	<b>29,280</b>	<b>49,193</b>	<b>120,675</b>	<b>186,956</b>
<b>ARTICLES IMPORTED BY POST</b> . . . . .	—	—	—	—	—	1,035,459	1,310,342	2,477,901	2,628,409	5,491,173
<b>ALL OTHER ARTICLES OF MERCHANDISE</b> . . . . .	—	—	—	—	—	126,567	145,200	137,643	143,268	295,851
<b>GRAND TOTAL</b> . . . . .	<b>—</b>	<b>—</b>	<b>—</b>	<b>—</b>	<b>—</b>	<b>58,520,823</b>	<b>54,514,299</b>	<b>51,230,809</b>	<b>104,933,230</b>	<b>204,598,966</b>

GOVERNMENT STORES

ARTICLES	QUANTITY					VALUE				
	1916-17	1917-18	1918-19	1919-20	1920-21	1916-17	1917-18	1918-19	1919-20	1920-21
<b>APPAREL (INCLUDING DRAPEY, UNIFORMS, ACCOUTREMENTS, BUT EXCLUDING HOSIERY) . . . . .</b>	—	—	—	—	—	452,843	579,296	1,084,070	421,572	90,063
<b>ARMS, AMMUNITION, AND MILITARY STORES—</b>										
Firearms, and parts thereof . . . . .	—	—	—	—	—	113,058	1,198,768	734,860	119,357	85,174
Other sorts . . . . .	—	—	—	—	—	281,578	626,347	211,609	223,544	477,768

NOTE.—The sterling figures have been converted at the rate of £10=21 for 1919-20 and 1920-21, and £15=21 for earlier years  
 (a) Separately recorded from April, 1921

No. 13—continued  
 UNITED KINGDOM—continued  
 IMPORTS THEREFROM—continued

GOVERNMENT STORES—continued

ARTICLES	QUANTITY					VALUE				
	1916-17	1917-18	1918-19	1919-20	1920-21	1916-17	1917-18	1918-19	1919-20	1920-21
BOOKS, PRINTED, AND PRINTED MATTER (NOT BEING STATIONERY) including MAPS AND CHARTS . . . value	—	—	—	—	—	£ 4,556	£ 4,032	£ 2,273	£ 4,374	£ 6,742
BOOTS AND SHOES . . . pairs	76	146	150	500	126,737	66	204	178	2,694	206,866
BUILDING AND ENGINEERING MATERIALS other than OF IRON, STEEL OR WOOD—										
Cement . . . tons	8,155	1,838	..	982	7,375	33,342	8,755	2	9,859	73,989
Other sorts . . . value	—	—	—	—	—	9,762	4,410	2,848	4,298	6,042
Total Building and Engineering materials ..	—	—	—	—	—	43,104	13,165	2,850	14,157	80,031
CARRIAGES AND CARTS (excluding RAILWAY CARRIAGES), AND PARTS THEREOF . . . "	—	—	—	—	—	65,453	114,690	103,070	195,942	313,292
CHEMICALS . . . "	—	—	—	—	—	176,839	200,667	108,941	78,858	122,410
COAL, COKE, AND PATENT FUEL . . . tons	1,805	1,085	6,696	205	..	5,382	1,420	43,092	1,042	..
DRUGS, MEDICINES, AND NARCOTICS—										
Drugs—										
Quinine salts—										
Quinine hydrochloride or dihydrochloride lbs	942	1,400	..	925	17	2,317	3,132	..	2,235	202
Others . . . "	558	304	..	122	780	586	248	..	679	608
Other sorts . . . value	—	—	—	—	—	58,659	28,451	22,283	36,028	65,929
Medicines and Narcotics ..	—	—	—	—	—	71,799	84,323	39,357	26,904	69,520
Total Drugs, Medicines, and Narcotics . . . "	—	—	—	—	—	133,531	111,159	61,670	25,866	136,254
EARTHENWARE AND PORCELAIN (excluding PIPES OF EARTHENWARE)—										
Earthenware (a) (excluding pipes) . . . value	—	—	—	—	—	6,085	10,096	10,404	4,308	13,346
Porcelain (a) . . . "	—	—	—	—	—	—	—	—	4,669	6,586
Total Earthenware and porcelain (excluding pipes of earthenware) ..	—	—	—	—	—	6,085	10,096	10,404	9,067	19,932
GLASS AND GLASSWARE—										
Bottles and phials (a) gross	—	—	—	6,063	4,314	29,609	33,300	43,972	5,623	11,374
Other Glassware (a) . . . value	—	—	—	—	—	—	—	—	29,174	47,605
Total Glass and Glassware ..	—	—	—	—	—	29,609	33,300	43,972	34,797	58,979
HARDWARE AND CUTLERY, including AGRICULTURAL IMPLEMENTS AND PLATED WARE . . . "	—	—	—	—	—	539,230	315,315	690,722	868,614	945,090
INSTRUMENTS, APPARATUS, AND APPLIANCES, AND PARTS THEREOF. . . "	—	—	—	—	—	267,502	323,343	306,125	415,967	655,146
LEATHER . . . "	—	—	—	—	—	3,214	6,974	37,000	4,935	10,231
LIQUORS . . . gals.	7,667	2,665	446	892	326	2,195	924	314	844	518
MACHINERY AND MILLWORK—										
Steam-engines and parts (other than locomotives). . . value	—	—	—	—	—	16,346	37,035	16,965	170,059	363,524
Other sorts of machinery . . . "	—	—	—	—	—	121,555	134,627	226,971	233,651	485,056
Total Machinery and Millwork . . . "	—	—	—	—	—	137,901	171,662	243,936	403,710	848,580
METALS AND ORES—										
Brass, Bronze, and similar alloys, and manufactures thereof, wrought . . . cwts	1,142	3,296	15,220	2,258	2,166	3,307	28,549	114,167	24,534	20,522
Copper . . . "	16,283	5,866	9,841	48,651	54,025	22,043	43,258	79,708	398,095	366,606

NOTE.—The sterling figures have been converted at the rate of £10=£1 for 1919-20 and 1920-21, and £15=£1 for earlier years.  
 (a) Separately recorded from April, 1919

No. 13—continued  
 UNITED KINGDOM—continued  
 IMPORTS THEREFROM—continued

GOVERNMENT STORES—continued

ARTICLES	QUANTITY					VALUE				
	1916-17	1917-18	1918-19	1919-20	1920-21	1916-17	1917-18	1918-19	1919-20	1920-21
<b>METALS AND ORES—continued.</b>										
<b>Iron—</b>										
Pig . . . . . tons	3,085	4,226	2,486	605	1,659	23,772	31,221	18,302	8,718	30,760
<b>Manufactures—</b>										
Angle, bolt, and rod . . .	578	415	460	570	1,386	11,502	9,896	15,353	23,083	41,698
Bars and channel . . . . .	151	167	463	1,131	1,599	1,741	2,870	12,405	41,977	60,975
Total Iron . . . . .	3,814	4,818	3,409	2,306	4,644	37,015	48,999	46,056	73,773	133,433
<b>Iron or Steel—</b>										
Anchors and cables . . . . .	85	124	132	103	107	2,476	4,211	5,484	12,458	11,469
Hoops and strips . . . . .	676	687	545	1,027	598	18,268	18,046	13,787	42,674	19,529
Nails, screws, rivets, and washers . . . . .	657	370	489	437	556	17,103	12,719	22,100	24,780	30,412
Sheets and plates (including galvanised and tinned plates) . . . . .	5,431	2,676	6,502	5,816	4,318	101,088	51,272	169,658	240,271	182,227
Wire . . . . .	1,458	1,654	709	913	2,152	39,648	62,068	25,648	44,173	124,008
Other manufactures of iron or steel . . . . .	2,754	804	1,065	1,843	10,966	43,048	23,535	30,199	71,622	355,164
Total Iron or Steel . . . . .	11,031	6,265	9,442	10,139	18,607	221,626	171,853	265,876	435,064	725,097
<b>Steel—</b>										
Bars and channel . . . . .	1,598	1,859	1,848	2,536	1,147	33,936	50,240	49,074	83,271	89,264
Cast . . . . .	438	303	432	726	323	25,598	27,805	36,841	74,848	34,367
Total Steel . . . . .	2,036	2,252	2,280	3,262	1,470	59,534	78,045	85,915	158,119	73,631
<b>Lead—</b>										
Pig . . . . . cwt	15,391	..	..	..	864	27,048	..	..	..	2,353
<b>Wrought—</b>										
Sheets, pipes and tubes . . . . .	1,952	1,384	2,411	3,003	8,523	6,030	2,804	4,975	12,457	19,273
Other sorts . . . . .	390	593	2	11	471	1,012	1,095	8	31	1,446
Total Lead . . . . .	17,733	1,977	2,413	3,014	9,868	34,090	3,899	4,983	12,488	23,072
<b>Tin—</b>										
Unwrought (blocks, ingots, bars, and slabs) . . . . .	525	13	..	2,115	1,504	5,005	199	..	33,298	32,749
Wrought (including plates or sheets not being tinned iron) . . . . .	1,540	2,902	931	8	4	3,321	8,427	15,777	27	14
Total Tin . . . . .	2,065	2,915	931	2,123	1,508	8,326	8,626	15,777	33,325	32,763
Zinc or spelter, wrought or manufactured . . . . .	41,740	23,933	10,520	6,082	15,211	163,470	131,249	34,304	27,071	47,091
Metals and Ores, unenumerated . . . . .	14,723	4,434	9,027	21,236	22,085	67,330	45,489	76,087	214,985	440,589
Total Metals and Ores tons	21,565	15,705	17,529	19,900	30,169	692,241	552,747	722,360	1,373,374	1,662,604
<b>PAPER AND PAPERBOARD—</b>										
<b>Paper—</b>										
Printing paper . . . . . cwt	4,071	1,197	1,189	1,486	696	5,919	4,800	6,132	7,665	3,551
Writing paper and envelopes . . . . . value	..	..	..	..	..	20,923	24,035	22,108	60,918	63,509
Other kinds of paper cwt	4,419	5,102	4,951	3,460	5,239	10,192	20,898	15,379	35,813	23,716
Paperboard, mill board, and cardboard of all kinds . . . . .	8,379	4,562	150	607	3,010	4,789	4,329	479	2,430	8,208
Total Paper and Paperboard . . . . . value	..	..	..	..	..	41,829	54,122	44,149	106,824	94,584
<b>PRINTING AND LITHOGRAPHING MATERIALS (including PAPER)</b>										
..	..	..	..	..	..	7,559	3,571	10,475	24,084	41,487

NOTE.—The sterling figures have been converted at the rate of £10=£1 for 1919-20 and 1920-21, and £15=£1 for earlier years.



No. 13—continued  
 UNITED KINGDOM—continued  
 IMPORTS THEREFROM—concluded

GOVERNMENT STORES—concluded

ARTICLES	QUANTITY					VALUE				
	1916-17	1917-18	1918-19	1919-20	1920-21	1916-17	1917-18	1918-19	1919-20	1920-21
<b>RAILWAY PLANT AND ROLLING-STOCK—</b>						£	£	£	£	£
Carrages and wagons and parts thereof . value	—	—	—	—	—	81,402	117,688	294,014	1,314,554	1,004,583
Locomotive engines and tenders and parts thereof . "	—	—	—	—	—	17,533	188,746	122,229	405,078	1,251,630
Materials for construction . tons	3,061	427	172	16,557	2,770	55,929	14,887	7,283	443,473	93,702
Total Railway plant and rolling-stock value	—	—	—	—	—	154,864	316,321	423,526	2,164,005	2,349,915
<b>SHIPS, PARTS OF (including LAUNCHES AND BOATS) . "</b>	—	—	—	—	—	567,484	324,126	12,257	19,522	88,245
<b>STATIONERY (excluding PAPER) . "</b>	—	—	—	—	—	207,864	98,250	205,169	267,242	288,453
<b>TELEGRAPHS, MATERIALS FOR CONSTRUCTION OF . "</b>	—	—	—	—	—	124,803	149,209	141,213	578,191	417,075
<b>FABRICS—</b>										
<b>Cotton manufactures—</b>										
Twist and yarn . lbs	..	..	9,090	15	212	..	..	2,574	7	111
Hosiery . value	—	—	—	—	—	902	..	53,233	9,460	..
<b>Piecegoods—</b>										
Grey (unbleached) . yards	24,038	145,213	52,351	..	24,000	2,583	5,290	672	..	2,455
White (bleached) . "	2,768,531	2,190,603	993,319	1,173,598	143,723	98,580	106,571	39,695	100,549	6,928
Coloured, printed, or dyed . "	3,340,470	7,447,094	515,444	335,060	875,069	117,412	340,140	36,972	56,061	29,994
Other sorts of manufactures . value	—	—	—	—	—	135,384	281,186	411,908	125,050	16,871
Total Cotton manufactures . "	—	—	—	—	—	352,821	733,187	545,049	297,137	56,069
<b>Flax manufactures (including Twist and yarn) . "</b>	—	—	—	—	—	503,320	526,493	294,499	297,255	101,184
<b>Wool manufactures—</b>										
Hosiery . lbs	370,427	225,874	118,714	1,440,016	..	95,541	28,335	59,132	232,034	..
Piecegoods . yards	871,252	5,676,353	15,186,810	717,425	59,020	136,651	716,144	2,221,547	455,496	37,136
Other sorts . lbs	161,850	1,097,727	156,762	3,514	9,934	13,990	142,973	76,827	2,023	12,334
Total Wool manufactures value	—	—	—	—	—	246,182	887,452	2,357,556	689,553	49,520
<b>ALL OTHER ARTICLES—</b>										
Unmanufactured . "	—	—	—	—	—	15,250	7,840	3,857	10,491	37,435
Manufactured . "	—	—	—	—	—	1,096,575	495,466	680,768	813,220	809,994
<b>GRAND TOTAL . "</b>	—	—	—	—	—	6,272,323	7,859,961	9,126,574	10,212,078	10,753,086

EXPORTS THERETO

INDIAN MERCHANDISE

ARTICLES	QUANTITY					VALUE				
	1916-17	1917-18	1918-19	1919-20	1920-21	1916-17	1917-18	1918-19	1919-20	1920-21
<b>ANIMALS, LIVING—</b>						£	£	£	£	£
Horses . no.	2	4	4	4	10	767	767	800	1,050	6,600
Other kinds . "	7,755	307	2,251	6,038	6,826	942	61	247	2,758	582
Total Animals, living . "	7,757	311	2,255	6,042	6,836	1,709	828	1,047	3,808	7,182

NOTE.—The sterling figures have been converted at the rate of R10—£1 for 1919-20 and 1920-21, and R15—£1 for earlier years.

No. 13—continued  
 UNITED KINGDOM—continued  
 EXPORTS THERETO—continued

## INDIAN MERCHANDISE—continued

ARTICLES	QUANTITY					VALUE				
	1916-17	1917-18	1918-19	1919-20	1920-21	1916-17	1917-18	1918-19	1919-20	1920-21
APPAREL (INCLUDING DRA- PERT, UNIFORMS, ACCOU- TMENTS, BUT EXCLUD- ING HOSIERY AND BOOTS AND SHOES) value	—	—	—	—	—	4,748	1,308	2,072	21,063	28,658
ART. WORKS OF .. "	—	—	—	—	—	628	57	113	7,721	2,074
BOOKS, PRINTED, AND PRINTED MATTER (NOT BEING STATIONERY), IN- CLUDING MAPS AND CHARTS cwt	270	60	71	275	209	1,643	731	3,554	3,808	5,470
BOOTS AND SHOES— .. pairs	—	—	—	1,838	2,453	—	—	—	1,864	1,091
BRISTLES .. cwt	3,728	2,521	2,504	2,055	4,048	87,943	22,631	102,431	104,313	186,843
BUILDING AND ENGINEER- ING MATERIALS, OTHER THAN OF IRON, STEEL, OR WOOD value	—	—	—	—	—	17,128	21,227	5,360	50,375	52,442
CANDLES OF ALL KINDS lbs	680,212	143,432	505,355	1,482,048	837,101	12,754	2,684	9,477	41,787	23,548
CANES AND BATTANS .. cwt	622	61	177	692	890	3,187	470	1,208	2,348	2,472
CASEIN—(a) .. "	—	—	—	5,591	16,251	—	—	—	14,293	45,704
CHEMICALS AND CHEMICAL PRE- PARATIONS (EXCLUDING CHEM- ICAL MANURES AND MEDI- CINES)— Potassium Compounds—										
Saltpetre .. cwt	460,973	408,122	331,927	110,638	110,808	611,619	533,652	434,191	185,200	211,968
Other sorts .. "	2	1,331	10,577	..	..	4	7,490	77,817	..	..
Other sorts of chemicals value	—	—	—	—	—	3,415	8	360	756	738
Total Chemicals, etc. "	—	—	—	—	—	615,238	541,150	512,368	185,956	212,701
COFFEE .. cwt	65,006	23,335	62,755	72,662	90,007	231,246	26,099	256,922	472,729	603,126
COIR— Unmanufactured .. ton	186	86	252	185	274	2,547	1,032	3,702	4,537	6,958
Manufactured (excluding rope) .. "	21,411	14,046	7,439	27,662	11,080	323,306	201,821	117,935	730,563	390,091
CORDAGE AND ROPE OF VEGETABLE FIBRE (EX- CLUDING JUTE AND COT- TON) .. cwt	2,004	1,005	100	1,748	1,617	2,227	915	270	2,189	2,482
DRUGS AND MEDICINES (EX- CLUDING CHEMICALS AND NARCOTICS)—										
Asafetida .. "	..	..	52	..	..	..	..	1,500	..	..
Cinchona bark .. lbs	688,143	37,355	15,370	198,506	328,172	11,527	493	512	8,254	19,178
Nux vomica .. cwt	26,886	15,561	30,459	31,303	47,510	14,058	10,871	24,752	43,781	119,229
Senna .. "	66,152	12,482	1,367	22,692	6,794	134,782	15,937	2,173	73,614	22,531
Other sorts of drugs and medicines value	—	—	—	—	—	14,813	6,408	6,721	15,223	13,366
Total Drugs and Medicines "	—	—	—	—	—	175,180	33,709	35,668	140,672	174,804
DYEING AND TANNING SUBSTANCES—										
Cutch and Gambier .. cwt	41,180	22,721	36,095	45,967	26,311	48,047	23,962	47,816	111,689	57,665
Indigo .. "	16,169	5,510	4,748	1,224	1,129	698,423	222,567	170,469	60,550	58,539
Myrobalans .. "	798,816	717,479	655,066	975,329	324,773	320,248	281,213	271,396	565,523	178,669
Myrobalan extracts (b) .. "	—	—	—	—	22,016	—	—	—	—	40,637
Turmeric .. "	35,260	5,482	18,153	19,224	6,904	35,401	5,112	23,941	37,925	11,628
Other sorts .. "	12,386	1,691	3,869	6,567	8,820	6,328	1,256	4,206	6,098	10,466
Total Dyeing and Tan- ning substances .. "	903,810	752,683	717,951	1,048,391	389,963	1,108,447	534,130	527,326	781,780	357,704
EARTHEN WARE AND PORCE- LAIN value	—	—	—	—	—	7	2	41	278	1,660
FIBRE FOR BRUSHES AND BROOMS .. tons	3,720	822	1,353	5,920	1,399	103,748	24,885	37,558	293,220	43,347
FISH (EXCLUDING CANNED FISH)—										
Fish, dry, unsalted .. cwt	192	5,041	..	323	82	216	3,938	..	522	246
" " salted .. "	13	..	45	49	..	14	..	44	136	..
Fishmaws and sharkfins .. "	604	364	1,288	1,756	1,734	8,182	11,814	28,429	47,059	42,028
Total Fish (excluding canned fish) .. "	809	5,845	1,333	2,128	1,816	8,412	15,752	28,473	114,717	42,274

NOTE.—The sterling figures have been converted at the rate of £10 = £1 for 1919-20 and 1920-21 and £16 = £1 for earlier years  
 (a) Separately recorded from April, 1919  
 (b) " " " " " 1920

UNITED KINGDOM—continued

EXPORTS THERETO—continued

INDIAN MERCHANDISE—continued

ARTICLES	QUANTITY					VALUE				
	1916-17	1917-18	1918-19	1919-20	1920-21	1916-17	1917-18	1918-19	1919-20	1920-21
<b>FODDER, BRAN, AND POLLARDS (EXCLUDING OIL-CAKE)</b>										
Bran and pollards . . . tons	112,277	3,380	9,184	156,984	59,022	195,376	3,582	7,978	815,736	385,761
Rice meal* . . . cwt	—	—	—	124,457	116,722	—	—	—	23,960	32,735
Other sorts . . . "	..	..	..	11,505	40,110	..	..	..	1,698	8,849
Total fodder, bran, and pollards (excluding oilcake) value	—	—	—	—	—	195,376	3,582	7,978	841,389	427,365
<b>FRUITS AND VEGETABLES—</b>										
Fresh fruits and vegetables . . . "	—	—	—	—	—	155	80	..	528	1,849
Fruits and vegetables: dried, salted, or preserved, all sorts . . . tons	1,171	510	740	1,384	561	44,647	24,565	41,053	65,214	30,541
Total Fruits and Vegetables value	—	—	—	—	—	44,802	24,565	41,053	65,737	31,890
<b>FURNITURE AND CABINETRY—</b>										
FURNITURE AND CABINETRY . . . value	—	—	—	—	—	1,086	67	899	21,727	20,854
GLUE (c) . . . cwt	—	—	—	—	89	—	—	—	—	1,000
<b>GRAIN, PULSE, AND FLOUR—</b>										
Barley . . . tons	179,615	11,208	..	..	..	1,295,560	87,767	..	..	..
Jawar and bajra . . . "	3,182	2,061	..	..	2,677	18,854	11,967	..	..	88,237
Maise . . . "	1,524	11,740	3,870	..	1,400	8,365	86,988	28,822	..	11,280
<b>Pulse—</b>										
Beans (a) . . . "	—	—	69,582	50,916	6,765	—	—	1,065,939	941,945	81,247
Gram . . . "	2,507	..	..	..	—	19,115	..	..	..	4
Lentils (a) . . . "	—	—	5,954	10	58	—	—	56,804	434	1,084
Pulse, other sorts (b) . . . "	89,049	132,014	15,201	472	27	966,378	1,448,377	107,129	6,181	751
Total Pulse . . . "	91,556	132,014	90,797	51,407	6,850	985,493	1,448,377	1,229,872	948,560	83,036
Rice, not in the husk . . . "	321,452	523,174	270,143	57,473	170,064	2,135,841	3,103,008	1,669,594	935,628	2,559,741
Wheat . . . "	412,073	73,447	6,660	3	95,067	3,221,620	705,437	71,361	58	1,625,741
.. Flour . . . "	180	3,014	..	..	6	3,121	45,424	2	..	185
Other sorts . . . "	979	20	164	559	820	7,622	167	1,513	10,341	10,691
Total Grain, Pulse, and Flour . . . "	1,010,561	756,678	371,634	168,442	276,884	7,675,976	5,489,075	3,001,164	1,994,587	4,428,861
GUMS AND RESINS . . . cwt	5,385	4,098	3,215	12,030	5,368	9,703	11,010	11,185	58,985	22,391
<b>HARDWARE AND CUTLERY, INCLUDING PLATED WARE</b>										
.. value	—	—	—	—	—	1,890	503	484	3,991	10,678
<b>HIDES AND SKINS, RAW—</b>										
<b>Hides, raw—</b>										
Buffalo hides . . . tons	1,871	1,429	2,181	4,006	800	154,647	152,530	244,963	421,922	61,629
.. no.	=189,503	=113,821	=174,751	=422,608	=70,820					
Cow . . . tons	5,305	7,408	8,500	10,965	2,106	628,524	703,652	729,190	1,692,334	266,879
.. no.	=973,515	=1,937,707	=1,409,459	=2,254,260	=486,622					
Calfskins (d) . . . tons	63	5	147	1,214	—	10,936	704	15,998	217,856	—
.. no.	=42,247	=4,431	=65,872	=656,962	—					
Buff calf (e) . . . tons	—	—	—	—	80	—	—	—	—	7,424
.. no.	—	—	—	—	=39,242					
Cow calf (e) . . . tons	—	—	—	—	87	—	—	—	—	10,793
.. no.	—	—	—	—	=53,521					
Other hides . . . tons	18	..	..	17	1	723	..	..	2,594	89
.. no.	=2,870	..	..	=2,583	=223					
Total Hides, raw . . . tons	7,257	8,842	10,888	16,202	3,140	794,729	856,886	989,151	2,334,706	346,818
.. no.	=1,308,135	=1,445,959	=1,740,082	=3,336,415	=650,428					

NOTE.—The sterling figures have been converted at the rate of R10=£1 for 1919-20 and 1920-21, and R15=£1 for earlier years  
 (a) Separately recorded from April, 1918  
 (b) Includes "Beans" and "Lentils" prior to 1918-19  
 (c) Separately recorded from April, 1920  
 (d) Sub-divided into "Buff calf" and "Cow calf" from April, 1920  
 (e) Separately recorded from April, 1919

No. 13—continued  
 UNITED KINGDOM—continued  
 EXPORTS THERE TO—continued

## INDIAN MERCHANDISE—continued

ARTICLES	QUANTITY					VALUE				
	1916-17	1917-18	1918-19	1919-20	1920-21	1916-17	1917-18	1918-19	1919-20	1920-21
<b>HIDES AND SKINS, RAW—contd</b>										
Skins, raw—										
Goatskins	tons 2,082	2,478	1,028	1,947	2,808	283,675	357,664	178,348	769,021	636,208
	=no. =1,983,585	=2,006,699	=1,062,057	=2,207,621	=2,262,888					
Sheep skins	tons 3	170	978	611	360	176	28,916	177,638	1139,091	43,277
	=no. =2,743	=205,365	=1,160,186	=714,936	=367,365					
Other skins	tons 5	..	3	4	10	3,498	633	1,860	2,517	7,810
	=no. =24,851	=5,571	=12,306	=7,787	=12,158					
Total skins, raw	tons 2,090	2,648	2,004	2,562	2,676	287,349	387,118	357,246	990,629	687,297
	=no. =1,991,179	=2,217,635	=2,234,540	=2,920,344	=2,642,411					
Cuttings of hides and skins (raw)	tons 133	..	3	..	6	2,418	..	47	1	286
Total Hides and Skins, raw	tons 9,480	11,490	12,895	18,764	5,822	1,094,491	1,248,999	1,346,444	2,235,336	1,034,389
	=no. =8,199,314	=8,663,594	=8,974,631	=6,266,750	=8,292,839					
<b>HORNS, TIPS AND PIECES OF HORN, AND HORNMEAL</b>	cwt 17,281	14,218	14,827	30,082	27,169	32,787	26,762	23,791	73,950	54,487
<b>INSTRUMENTS, APPARATUS, AND APPLIANCES, AND PARTS THEREOF</b>	value ..	..	..	..	..	32	..	651	807	819
<b>IVORY—</b>										
Unmanufactured	lbs 439	..	..	1,344	1,519	76	..	..	1,167	1,483
Manufactured	value ..	..	..	..	..	..	..	..	120	788
<b>JEWELLERY (EXCLUDING IMITATION JEWELLERY AND PRECIOUS STONES AND PEARLS, UNSET), ALSO PLATE OF GOLD AND SILVER—</b>										
Jewellery	value ..	..	..	..	..	404	..	263	2,112	1,911
Plate of gold and silver	..	..	..	..	..	462	27	1,116	7,923	10,071
Total Jewellery, also plate of gold and silver	..	..	..	..	..	866	27	1,379	10,034	12,482
<b>LAC—</b>										
Button	cwt 2,144	1,337	2,118	10,889	7,854	8,840	16,196	28,955	210,570	229,108
Seed	.. 1,578	440	4,104	624	687	6,930	3,200	31,248	10,323	17,478
Shell	.. 46,786	58,122	65,258	98,490	47,231	208,686	434,841	491,126	1,848,052	1,274,787
Stick	.. 164	..	..	4	114	436	..	..	58	2,338
Other kinds (excluding lac dye)	.. ..	7	..	22	1,021	..	11	..	96	8,000
Total Lac	.. 50,872	59,906	71,480	105,009	56,907	221,892	458,048	586,329	2,069,102	1,826,893
Lacquered ware (of Indian manufacture)	value ..	..	..	..	..	21	..	..	48	767
<b>OTHER—</b>										
<b>Hides, tanned or dressed—</b>										
Buffalo hides	tons 1,595	904	331	1,491	206	237,918	122,523	85,212	340,962	40,343
	=no. =338,755	=202,828	=80,488	=302,410	=40,974					
Cow hides	tons 14,305	17,302	24,989	20,303	3,034	2,690,846	3,138,918	4,660,112	6,704,705	880,697
	=no. =3,867,523	=4,668,415	=6,947,575	=5,558,999	=891,868					
Calf skins (a)	tons ..	..	..	472	..	..	..	..	220,288	..
	=no. ..	..	..	=590,936	..					
Buff calf (b)	tons ..	..	..	..	58	..	..	..	..	20,873
	=no. ..	..	..	..	=68,891					
Cow calf (b)	tons ..	..	..	..	221	..	..	..	..	99,135
	=no. ..	..	..	..	=261,679					
Other hides	tons 217	..	41	..	1	57,648	37	11,932	194	8365
	=no. =152,767	=80	=25,644	=100	=769					
Total hides, tanned or dressed	tons 18,117	18,206	25,351	22,266	3,520	2,966,410	4,261,478	4,727,256	7,266,249	1,082,833
	=no. =4,357,045	=4,861,803	=7,053,707	=6,437,495	=1,353,681					

NOTE.—The sterling figures have been converted at the rate of R10=£1 for 1919-20 and 1920-21, and R15=£1 for earlier years  
 (a) Separately recorded from April, 1919 and sub-divided into "Buff calf" and "Cow calf" from April, 1920  
 (b) .. .. .. .. 1920

UNITED KINGDOM—continued

EXPORTS THERE TO—continued

INDIAN MERCHANDISE—continued

ARTICLES	QUANTITY					VALUE				
	1916-17	1917-18	1918-19	1919-20	1920-21	1916-17	1917-18	1918-19	1919-20	1920-21
	£	£	£	£	£	£	£	£	£	£
<b>LEATHERS—continued</b>										
Skins, tanned or dressed—										
Goat skins { tons	2,781	444	910	1,351	766	1,121,717	306,825	577,134	1,524,563	686,224
{ no.	=7,161,027	=1,022,084	=2,517,877	=4,158,327	=2,160,714					
Sheep skins { tons	2,158	456	1,066	2,257	1,008	1,003,204	293,046	670,717	2,136,523	794,600
{ no.	=7,455,046	=1,484,608	=3,608,265	=7,936,345	=3,805,704					
Other skins { tons	640	305	318	11	10	132,514	54,433	60,003	8,670	7,116
{ no.	=791,955	=431,107	=473,047	=85,499	=27,218					
Total skins, tanned or dressed { tons	5,579	1,205	2,294	3,599	1,784	2,217,435	655,204	1,307,854	3,668,761	1,488,940
{ no.	=15,408,030	=2,938,649	=8,599,189	=12,150,171	=5,993,636					
Total Hides and skins, tanned or dressed { tons	21,646	19,411	27,645	25,865	5,304	5,808,845	3,916,682	6,035,110	10,935,010	2,520,880
{ no.	=12,766,075	=7,799,952	=19,652,896	=18,587,066	=7,347,317					
Unwrought cwt	11,987	1,289	1,112	5,429	407	80,609	5,148	5,046	90,423	13,114
Manufactures (excluding boots and shoes) value	—	—	—	—	—	108	264	96	78	1,114
Total Leather "	—	—	—	—	—	5,384,562	3,922,094	6,040,252	11,025,611	2,535,197
<b>MANURES—</b>										
Bones (a) tons	9,291	50	625	6,939	—	54,897	192	3,356	54,891	—
Bones, crushed (b) "	—	—	—	—	1,516	—	—	—	—	12,720
Bones, uncrushed (b) "	—	—	—	—	100	—	—	—	—	85
Bonemeal (b) "	—	—	—	—	12,657	—	—	—	—	115,091
Fish manure and guano (c) "	—	—	—	2,614	1,367	—	—	—	35,778	23,961
Other kinds "	380	—	1	5	142	3,197	—	267	2,876	4,181
Total Manures "	9,671	50	630	9,596	16,010	57,594	192	3,623	93,586	157,718
<b>METALS AND ORES—</b>										
Brass, Bronze, and similar alloys cwt	2,575	—	13	604	359	11,342	—	276	8,148	7,608
Chromite (chrome iron ore) tons	6,004	12,229	34,907	9,512	20,318	10,278	24,936	71,808	25,862	70,941
Copper, excluding ore cwt	10,879	1,484	1	12	50	36,423	3,888	6	194	51
Ferro-Manganese (b) tons	—	—	103	—	—	—	—	3,672	—	—
Iron or steel ore "	1,000	—	—	—	—	5,720	—	—	1	1
Iron or steel—Pig "	—	—	—	51	—	—	—	—	558	1
Lead cwt	39,364	82,415	6,972	61,076	155,291	102,823	135,414	9,210	115,152	307,097
Manganese ore tons	463,630	313,462	295,230	190,584	330,801	652,164	384,919	387,948	355,228	602,751
Tin ore "	12	4	18	121	21	1,223	588	2,068	25,547	2,821
Zinc or spelter cwt	4,332	—	—	1,000	500	1,012	—	—	200	101
Wolfram ore tons	4,490	4,782	4,870	3,567	2,027	678,948	724,409	751,349	612,344	296,961
Other ores "	577	316	680	273	1,252	11,661	8,904	16,267	18,637	4,094
Other metals, excluding ores cwt	1,587	88	—	1	676	6,774	377	—	25	1,761
Total Metals and ores tons	478,969	334,983	336,157	215,243	362,263	1,418,368	1,283,435	1,241,404	1,162,896	1,385,207
MICA cwt	47,622	65,729	55,992	51,961	41,151	258,336	675,235	598,971	740,956	561,251
MONAZITE (c) tons	—	—	—	—	110	—	—	—	—	7,421
<b>OILS—</b>										
Animal "	20	27,761	23,183	40,821	3,240	5	981	1,968	1,787	1,121
<b>Essential—</b>										
Cinnamon oil (b) "	—	—	—	—	1,685	—	—	—	—	4,844
Citronella oil (b) "	—	—	—	—	1,499	—	—	—	—	2,931
Citronella oil (b) "	—	—	—	—	358	—	—	—	—	2,301
Lemon grass oil "	4,641	6,354	1,339	10,067	1,428	4,015	6,661	2,515	29,225	6,411

NOTE—The sterling figures have been converted at the rate of R10=£1 for 1919-20 and 1920-21, and R15=£1 for earlier years.  
 (a) Sub-divided into "Bones, crushed", "Bones, uncrushed" and "Bonemeal" from April, 1920.  
 (b) Separately recorded from April, 1920.  
 (c) " 1918

No. 13—continued  
 UNITED KINGDOM—continued  
 EXPORTS THERE TO—continued

## INDIAN MERCHANDISE—continued

ARTICLES	QUANTITY					VALUE				
	1916-17	1917-18	1918-19	1919-20	1920-21	1916-17	1917-18	1918-19	1919-20	1920-21
						£	£	£	£	£
<b>Essential—contd</b>										
Palma rosa oil (a) gals	..	..	..	..	863	—	—	—	—	2,925
Rosa oil (a) ..	—	—	—	—	1,947	—	—	—	—	14,968
Sandalwood oil (b) ..	—	—	10,151	14,796	10,963	—	—	155,013	380,035	274,560
Thymol oil (a) ..	—	—	—	—	73	—	—	—	—	801
Other sorts ..	8,522	12,372	5,435	4,103	162	62,362	124,914	12,783	14,725	1,696
<b>Total Essential Oils</b> ..	<b>13,163</b>	<b>18,726</b>	<b>16,025</b>	<b>28,986</b>	<b>118,628</b>	<b>62,377</b>	<b>141,576</b>	<b>170,311</b>	<b>423,935</b>	<b>311,476</b>
<b>Mineral—</b>										
<b>Dangerous petroleum flashing below 76° F.—</b>										
Benzine, Benzol, Petrol (and other motor spirit) (c) ..	23,733,451	—	—	—	—	—	—	—	—	—
<b>Dangerous petroleum flashing below 76° F.—</b>										
Benzine and Petrol (b) ..	—	15,245,378	6,842,810	20,745,050	4,070,442	148,335	97,147	42,767	194,485	38,163
Other kinds ..	123,090	2,197	5,815	943	3,749	698	85	70	59	227
<b>Vegetable, non-essential—</b>										
Castor ..	1,121,935	1,088,301	893,776	9,445	2,318	110,658	123,662	151,364	8,650	637
Coconut ..	1,587,377	2,494,035	5,758,293	3,812,261	895,822	228,479	310,405	761,118	1,142,841	296,888
Cotton seed ..	74,272	28,901	—	131,631	9,890	8,786	3,000	1	35,052	2,033
Groundnut ..	769,376	627,144	373,556	311,495	26,298	86,479	73,633	43,547	108,792	6,609
Linseed ..	125	—	640	62,348	576	33	—	98	31,065	245
Mustard or rape ..	10,887	447	212	305	1,708	1,104	84	54	135	190
Sesamum (oil or flou) ..	4,460	3,147	19	19,998	391	537	558	11	7,500	127
Other sorts ..	35,583	—	140	8,404	9,234	3,615	—	29	3,000	4,501
<b>Total Oils</b> ..	<b>27,480,239</b>	<b>19,630,136</b>	<b>13,917,442</b>	<b>25,161,667</b>	<b>5,042,281</b>	<b>655,094</b>	<b>751,127</b>	<b>1,176,340</b>	<b>1,952,281</b>	<b>663,631</b>
<b>OIL CAKES—</b>										
Castor cake .. tons	617	—	—	—	10	2,699	—	—	—	210
Coconut cake ..	—	—	1,099	3,020	3	—	—	5,424	36,253	31
Cotton seed cake ..	3,904	300	1,148	7,856	6,655	15,488	800	6,344	55,735	75,184
Groundnut cake ..	27,119	1,107	6,348	32,218	21,715	98,757	3,806	29,496	710,273	327,670
Linseed, rape, and sesamum cake (d) ..	12,053	200	—	—	—	91,982	5,106	—	—	—
Linseed cake (b) ..	—	—	3,975	12,237	11,311	—	—	24,500	166,909	171,174
Rape and sesamum cake (b) ..	—	—	79	1,031	448	—	—	468	12,156	5,691
Others ..	28	—	—	161	40	191	—	—	1,965	208
<b>Total Oil cakes</b> ..	<b>43,721</b>	<b>2,107</b>	<b>12,649</b>	<b>76,523</b>	<b>50,132</b>	<b>209,117</b>	<b>9,718</b>	<b>66,702</b>	<b>982,921</b>	<b>580,068</b>
<b>PAINTS AND PAINTERS' MATERIALS—</b>										
Paints and colours .. cwt	5	2	—	163	67	5	9	—	1,215	158
Painters' materials .. value	—	—	—	—	—	150	—	81	3,772	4,928
<b>Total Paints and Painters' materials</b> ..	<b>—</b>	<b>—</b>	<b>—</b>	<b>—</b>	<b>—</b>	<b>155</b>	<b>9</b>	<b>81</b>	<b>5,087</b>	<b>5,086</b>
Paper making materials .. cwt	—	—	—	9	623	—	—	—	82	2,320
<b>PARAFFIN WAX</b> .. tons	<b>5,940</b>	<b>4,999</b>	<b>6,027</b>	<b>7,736</b>	<b>5,533</b>	<b>173,751</b>	<b>141,270</b>	<b>182,849</b>	<b>224,883</b>	<b>233,766</b>
<b>PLANTS, LIVING (INCLUDING BULBS)</b> .. value	<b>—</b>	<b>—</b>	<b>—</b>	<b>—</b>	<b>—</b>	<b>4</b>	<b>—</b>	<b>12</b>	<b>1,201</b>	<b>217</b>
<b>PRECIOUS STONES AND PEARLS, UNSET</b> ..	<b>—</b>	<b>—</b>	<b>—</b>	<b>—</b>	<b>—</b>	<b>—</b>	<b>13</b>	<b>533</b>	<b>285</b>	<b>70</b>
<b>PRINTING AND LITHOGRAPHING MATERIALS (EXCLUDING PAPER)</b> ..	<b>—</b>	<b>—</b>	<b>—</b>	<b>—</b>	<b>—</b>	<b>92</b>	<b>—</b>	<b>—</b>	<b>—</b>	<b>300</b>

NOTE.—The sterling figures have been converted at the rate of £10=£1 for 1919-20 and 1920-21, and £15=£1 for earlier years

(a) Separately recorded from April, 1920

(b) Separately recorded from April, 1918

(c) Sub-divided into "Benzine and Petrol" and "Benzol" and other motor spirit (included with "Other kinds") from April, 1918

(d) Sub-divided into "Linseed cake" and "Rape and sesamum cake" from April, 1918

UNITED KINGDOM—continued

EXPORTS THERE TO—continued

INDIAN MERCHANDISE—continued

ARTICLES	QUANTITY					VALUE				
	1916-17	1917-18	1918-19	1919-20	1920-21	1916-17	1917-18	1918-19	1919-20	1920-21
<b>PROVISIONS AND OILMAN'S STORES—</b>										
Butter . . . . . cwt	2,758	4,127	1,612	738	23	17,537	29,013	10,806	9,261	334
Ghi . . . . . "	801	496	203	209	829	2,659	1,747	1,086	2,398	8,581
Pickles, chutnies, and condiments . . . . . "	16,252	7,231	5,489	17,202	14,419	26,648	11,417	10,018	48,209	55,733
Other sorts of provisions . . . . . "	21,493	19,498	26,386	2,822	1,064	61,111	53,989	67,165	19,427	7,557
Total Provisions and oilman's stores . . . . . "	41,804	31,351	33,750	20,971	16,385	107,955	95,166	89,072	79,293	72,207
<b>RAILWAY PLANT AND ROLLING-STOCK—</b>										
Materials for construction (excluding sleepers of wood) (a) . . . . . cwt	16,892	18,912	29,085	34,495	—	5,429	6,573	11,802	21,693	—
Teak Keys (b) . . . . . tons	—	—	—	—	2,314	—	—	—	—	30,843
Other sorts (b) . . . . . "	—	—	—	—	—	—	—	—	—	340
Other kinds . . . . . value	—	—	—	—	—	—	—	—	3	—
Total of Railway Plant and Rolling-stock . . . . . "	—	—	—	—	—	5,429	6,573	11,802	21,693	31,183
<b>RUBBER—</b>										
Raw . . . . . lbs	5,087,870	5,322,848	10,114,622	8,760,165	10,728,014	739,018	675,014	1,161,277	1,039,998	1,151,659
Manufactured . . . . . value	—	—	—	—	—	226	..	..	1,500	4,172
<b>SEEDS—</b>										
<b>Oil-seeds—</b>										
Essential . . . . . tons	605	3,207	233	58	109	8,114	61,056	6,974	1,994	2,963
<b>Vegetable, non-essential—</b>										
Castor . . . . . "	39,008	57,036	62,838	2,849	7,042	406,466	688,128	1,165,145	79,879	156,655
Copra or coconut kernel . . . . . "	3,107	2,498	2	8,448	408	80,146	64,603	53	383,114	22,211
Cotton . . . . . "	37,434	..	..	244,366	98,356	191,995	..	..	3,594,482	1,014,428
Groundnuts . . . . . "	16,475	17,949	402	7,920	23,596	200,288	205,517	11,067	301,096	647,599
Linseed . . . . . "	313,109	111,326	242,316	168,226	135,662	3,744,556	1,406,414	3,685,083	7,032,617	4,475,151
Mowra or mowra . . . . . "	..	..	1	800	400	4	..	..	14	15,175
Mustard . . . . . "	324	475	431	60	..	14,836	10,556	7,627	2,950	..
Niger . . . . . "	1,673	..	11	386	45	15,591	..	263	15,203	1,299
Poppy . . . . . "	206	60	..	178	11	2,181	1,281	..	8,591	713
Rape . . . . . "	89,021	36,900	54,488	69,453	20,332	847,749	353,737	625,150	2,040,538	588,303
Sesamum (oil or linseed) . . . . . "	21,372	1,005	..	..	6	288,818	14,064	..	..	163
Other sorts . . . . . "	272	50	103	353	352	2,068	325	1,192	11,402	3,116
Other than oil-seeds . . . . . "	16	2	..	2	12	457	22	..	114	501
Total Seeds . . . . . "	583,123	230,508	360,835	503,099	286,326	5,803,259	2,795,713	5,561,513	13,487,156	6,919,532
<b>SHELLS AND CORNERS . . . . . value</b>										
<b>SPECIMENS ILLUSTRATIVE OF NATURAL SCIENCE . . . . . "</b>										
<b>SPICES—</b>										
Betelnuts . . . . . cwt	89	..	126	1,307	135	182	..	251	3,623	387
Cardamoms . . . . . "	520	893	1,478	13,068	1,441	6,709	5,091	14,963	215,094	26,513
Chillies . . . . . "	9,901	62	87	215	2,664	16,641	74	128	894	5,805
Cinnamon . . . . . "	92	..	132	46	90	447	..	733	520	765
Cloves . . . . . "	..	..	121	..	..	..	..	1,580	..	..
Ginger . . . . . "	13,236	24,490	6,204	32,265	6,410	19,174	41,700	14,728	102,158	19,358
Nutmegs . . . . . "	300	..	..	..	..	540	..	..	..	..
Pepper . . . . . "	23,833	39,810	35,937	41,529	9,781	96,100	141,288	145,746	227,478	44,150
Other sorts . . . . . "	185	90	30	104	11	398	202	400	896	32
Total Spices . . . . . "	53,182	64,845	44,175	88,534	20,532	140,191	183,355	173,527	550,668	97,000
<b>STATIONERY (EXCLUDING PAPER) . . . . . value</b>										
<b>STONE AND MARBLE . . . . . tons</b>										
	55	8	60	1	3	142	83	133	285	517
						938	51	377	97	86

NOTE.—The sterling figures have been converted at the rate of £10=£1 for 1919-20 and 1920-21, and £15=£1 for earlier years.  
 (a) Sub-divided into "Teak Keys" and "Other sorts" from April, 1920.  
 (b) Separately recorded from April, 1920.

No. 13—continued  
 UNITED KINGDOM—continued  
 EXPORTS THERE TO—continued

## INDIAN MERCHANDISE—continued

ARTICLES	QUANTITY					VALUE				
	1916-17	1917-18	1918-19	1919-20	1920-21	1916-17	1917-18	1918-19	1919-20	1920-21
<b>SUGAR—</b>						£	£			£
Sugar, 16 Dutch standard and above . . . tons	5	1	13	102	3	120	30	10	2,378	531
Sugar, 15 Dutch standard and below . . . "	48	..	..	8,706	11,881	611	..	..	236,021	369,020
Confectionery . . . "	..	..	..	..	..	4	1	2	121	45
Total Sugar . . . "	53	1	13	8,908	11,884	744	31	370	238,520	370,506
<b>TALLOW AND STEARINS (INCLUDING GREASE AND ANIMAL FAT) . . . cwt</b>	78	506	..	839	..	302	1,882	..	4,368	..
<b>TEA, BLACK . . . lbs</b>	224,791,454	266,963,516	282,205,196	336,885,577	249,111,440	8,666,718	8,535,208	9,859,050	18,032,843	10,428,014
" <b>GREENY . . . "</b>	136,440	..	..	..	..	4,548	..	..	..	..
Total Tea . . . "	224,927,894	266,963,516	282,205,196	336,885,577	249,111,440	8,671,266	8,535,208	9,859,050	18,032,843	10,428,014
<b>TEA WASTE, FOR THE MANUFACTURE OF CAFFEINE . . . "</b>	718,520	368,140	688,892	625,651	933,600	8,029	4,002	8,610	10,607	13,529
<b>TEXTILES—</b>										
<b>Cotton—</b>										
Raw . . . tons	41,260	56,873	13,808	26,614	17,144	1,791,475	3,960,456	3,368,638	3,720,333	1,981,758
Waste (a) . . . cwt	—	—	6,578	140,099	96,129	—	—	15,422	424,023	256,357
Kapok . . . "	5,076	8,912	1,968	6,594	2,244	9,792	22,633	8,687	31,441	11,255
Twist and yarn . . . lb	2,361,434	631,600	505,430	655,021	654,628	70,464	27,573	42,288	70,408	77,884
<b>Manufactures—</b>										
Handkerchiefs and shawls in the piece . . . no.	777,632	262,240	483,624	1,272,977	2,002,131	27,451	11,512	33,436	158,645	286,644
Piece goods . . . yards	7,142	81,151	158,862	135,151	129,515	460	2,238	5,746	14,203	9,957
Other sorts of manufactures . . . value	—	—	—	—	—	14,078	9,019	3,164	6,560	10,284
Total Cotton manufactures (including twist and yarn) . . . "	—	—	—	—	—	112,453	50,342	84,684	249,711	384,760
<b>Flax—</b>										
Raw . . . lbs.	15,000	..	..	..	23,968	100	..	..	..	3,886
Manufactures . . . value	—	—	—	—	—	1,876	..	2	10	140
<b>Haberdashery and Millinery, Hemp (chiefly <i>sann</i>)—</b>										
Raw . . . cwt	657,462	225,951	384,062	527,163	204,279	981,785	434,764	809,370	1,444,516	478,704
<b>Jute—</b>										
Raw . . . tons	260,227	67,768	224,121	310,670	136,023	5,472,901	1,098,197	4,472,485	13,238,481	5,254,479
Twist and yarn . . . lbs	31,510	22,500	..	1,206,673	4,800,256	493	347	..	41,208	176,148
<b>Manufactures—</b>										
Gunny bags . . . no.	349,456,400	303,136,550	135,058,200	58,312,500	48,013,316	3,247,401	2,214,074	1,031,816	3,081,386	2,177,278
" cloth . . . yards	190,150,400	103,432,500	123,628,000	100,100,730	94,583,232	1,935,279	1,012,562	1,287,195	2,626,368	2,219,701
Rope and twine . . . cwt	4,400	1,877	442	5,356	6,140	4,318	1,489	289	9,679	19,774
Other sorts . . . value	—	—	—	—	—	124	..	..	528	1,654
Total Jute manufactures (including twist and yarn) . . . "	—	—	—	—	—	5,187,615	3,228,422	2,319,320	6,759,164	4,594,550
<b>Silk—</b>										
Raw . . . lb	283,340	438,457	590,758	355,791	271,058	42,030	222,959	195,768	120,700	108,068
<b>Manufactures—</b>										
Silk piece goods . . . yards	74,858	8,830	8,936	94,221	143,465	5,190	736	949	14,535	23,207
Other sorts . . . value	—	—	—	—	—	128	..	6,239	..	335
Total Silk manufactures . . . "	—	—	—	—	—	5,318	736	7,188	14,535	24,242
<b>Wool—</b>										
Raw . . . lbs	48,811,502	42,598,493	47,375,939	36,819,126	23,006,319	2,567,962	2,716,506	3,591,932	4,012,663	2,254,404

NOTE.—The sterling figures have been converted at the rate of £10=£1 for 1919-20 and 1920-21, and £15=£1 for earlier years.  
 (a) Separately recorded from December, 1918



No. 13—continued  
 UNITED KINGDOM—continued  
 EXPORTS THERE TO—continued

INDIAN MERCHANDISE—concluded

ARTICLES	QUANTITY					VALUE				
	1916-17	1917-18	1918-19	1919-20	1920-21	1916-17	1917-18	1918-19	1919-20	1920-21
<b>TEXTILES—continued</b>										
<b>Manufactures—</b>										
Carpets and rugs . lbs	1,025,902	58,780	431,703	1,680,450	1,687,531	85,644	5,450	24,311	431,448	451,426
Piece goods . yards	..	..	..	14,379	4,805	..	..	..	2,867	1,054
Other sorts . value	—	—	—	—	—	3,391	1,042	5,016	11,163	4,309
<b>Total Woollen manufactures ..</b>	—	—	—	—	—	89,036	6,501	29,327	445,478	456,789
<b>Other textiles—</b>										
Raw . . . owt	..	..	..	825	698	..	..	..	1,880	1,845
Manufactured . . value	—	—	—	—	—	..	..	..	..	113
<b>TOBACCO—</b>										
Unmanufactured . . lb	5,431,715	179,246	2,919,104	12,493,387	1,077,016	47,871	2,094	40,056	352,993	50,276
Manufactured—										
Cigars . . . . .	76,155	89,013	49,417	108,004	50,615	7,376	3,381	4,461	19,633	7,806
Other sorts . . . . .	39,375	..	..	63,328	88	202	..	..	354	5
<b>Total Tobacco . . . . .</b>	5,537,245	218,261	2,968,521	12,664,717	1,727,719	55,449	5,475	44,517	373,480	58,086
<b>TOYS AND REQUISITES FOR GAMES AND SPORTS, INCLUDING TACKLE (OTHER THAN FISHING)</b>										
(OTHER THAN FISHING) . value	—	—	—	—	—	976	274	226	6,025	5,497
<b>WAX OF ALL KINDS, OTHER THAN PARAFFIN WAX (EXCLUDING CANDLES) . owt</b>										
	3,609	2,086	2,601	2,641	425	21,340	18,672	20,020	28,362	4,364
<b>WOOD AND TIMBER—</b>										
<b>Timber, other than railway sleepers—</b>										
Teak wood . cubic tons	20,356	4,918	17,845	42,475	25,493	265,697	73,543	267,398	979,520	708,279
Other timber . . . . .	324	..	5	636	1,087	7,558	..	23	8,750	13,073
<b>Wood—</b>										
Firewood . . . . . tons	..	..	..	..	90	..	..	..	..	185
<b>Ornamental wood—</b>										
Sandal (s) . . . . .	—	—	6	197	106	58,907	20,957	753	37,627	19,794
Other kinds . . . value	—	—	—	—	—	..	..	..	8,172	3,066
Manufactures of wood, other than furniture and cabinetware . . . . .	—	—	—	—	—	1,116	29	39	3,661	7,092
<b>Total Wood and Timber ..</b>	—	—	—	—	—	323,368	94,529	268,216	1,037,730	750,499
<b>ARTICLES EXPORTED BY POST</b>										
	—	—	—	—	—	335,781	431,069	619,328	847,528	820,692
<b>ALL OTHER ARTICLES OF MERCHANDISE</b>										
	—	—	—	—	—	78,282	45,823	74,410	111,808	105,253
<b>GRAND TOTAL . . . . .</b>	—	—	—	—	—	52,717,606	40,144,320	46,690,718	92,908,647	52,002,557

NOTE.—The sterling figures have been converted at the rate of R 10 = £1 for 1919-20 and 1920-21, and R 15 = £1 for earlier years  
 (a) Quantity not available prior to 1918-19

No. 13—continued  
 UNITED KINGDOM—continued  
 EXPORTS THERETO—continued

ARTICLES	QUANTITY					VALUE				
	1916-17	1917-18	1918-19	1919-20	1920-21	1916-17	1917-18	1918-19	1919-20	1920-21
						£	£	£	£	£
ANIMALS, LIVING . . . no.	8	2	1	40	46	424	200	53	11,530	4,042
APPAREL (INCLUDING DRAPERY, UNIFORMS, ACCOUTREMENTS, BUT EXCLUDING HOSIERY AND BOOTS AND SHOES) . value	—	—	—	—	—	26,142	6,475	11,624	133,076	167,515
ARMS, AMMUNITION, AND MILITARY STORES—										
Firearms, and parts thereof . . . "	—	—	—	—	—	1,282	535	755	5,753	7,297
Other sorts . . . "	—	—	—	—	—	165	68	161	500	122
Total Arms, ammunition, and military stores . . . "	—	—	—	—	—	1,447	603	916	6,253	7,419
ART, WORKS OF (OTHER THAN PICTURES) . . . "	—	—	—	—	—	120	..	67	586	2,033
BOOKS, PRINTED, AND PRINTED MATTER (NOT BEING STATIONERY), INCLUDING MAPS AND CHARTS . . . cwt	281	20	123	620	1,254	3,257	394	976	12,516	20,208
BOOTS AND SHOES . . . pairs	407	26	25	1,120	4,968	167	23	27	1,270	853
CARRIAGES AND CARTS (EXCLUDING RAILWAY CARRIAGES), AND PARTS THEREOF . value	—	—	—	—	—	2,649	199	655	35,919	43,543
CHEMICALS AND CHEMICAL PREPARATIONS (EXCLUDING CHEMICAL MANURES AND MEDICINES) . . . "	—	—	—	—	—	2,618	1,055	927	2,326	8,023
CHINESE AND JAPANESE WARE (INCLUDING LACQUERED WARE, BUT EXCLUDING EARTHENWARE AND PORCELAIN) . . . "	—	—	—	—	—	310	20	229	2,663	2,590
COAL, COKE, AND PATENT FUEL . . . tons	..	974	..	..	..	..	1,048	..	..	..
COFFEE . . . cwt	..	..	260	3,267	855	..	..	910	16,764	5,434
Cordage and rope of vegetable fibre (excluding jute and cotton) . . . "	..	..	..	..	226	..	..	2	..	1,223
CUTLERY . . . value	—	—	—	—	—	310	40	110	565	1,841
DRUGS AND MEDICINES (EXCLUDING CHEMICALS AND NARCOTICS)—										
Asafetida . . . cwt	20	..	..	18	300	80	..	..	90	5,226
Camphor . . . lb	35,040	..	..	120,712	11,223	4,443	..	..	86,572	5,920
Quinine salts . . . "	31	..	..	3,000	..	83	..	..	2,000	..
Other sorts . . . value	—	—	—	—	—	10,040	2,351	4,029	20,152	70,866
Total Drugs and Medicines . . . "	—	—	—	—	—	14,655	2,351	4,029	117,814	82,012
DYEING AND TANNING SUBSTANCES—										
Anilins . . . lb	..	..	1	..	3,300	..	..	1	..	3,227
Other sorts . . . value	—	—	—	—	—	1	200	6,923	..	1,327
Total Dyeing and Tanning substances . . . "	—	—	—	—	—	1	200	6,920	..	4,554
EARTHENWARE AND PORCELAIN (EXCLUDING PIPES OF EARTHENWARE) . . . "	—	—	—	—	—	232	103	319	8,522	6,600
ELECTROPLATED WARE . . . "	—	—	—	—	—	892	33	242	5,579	5,122
FISH (EXCLUDING CANNED FISH)—										
Fishmaws and sharkfins . cwt	566	719	65	473	470	7,574	9,443	917	11,208	12,262
FRUITS AND VEGETABLES—										
Fruits and vegetables: dried, salted, or preserved—										
Dates . . . tons	55	40	6	2	1	745	1,604	231	74	47
Other sorts . . . "	4,470	3,853	3,243	3,173	5,032	277,851	278,575	257,504	236,028	536,710
Total . . . value	—	—	—	—	—	278,596	275,179	257,735	335,102	536,757

NOTE.—The sterling figures have been converted at the rate of R10=£1 for 1919-20 and 1920-21, and R15=£1 for earlier years

No. 13—continued  
 UNITED KINGDOM—continued  
 EXPORTS THERE TO—continued

FOREIGN MERCHANDISE—continued

ARTICLES	QUANTITY					VALUE				
	1916-17	1917-18	1918-19	1919-20	1920-21	1916-17	1917-18	1918-19	1919-20	1920-21
FURNITURE AND CABINET- WARE . . . value	—	—	—	—	—	£ 693	£ 92	£ 659	£ 9,748	£ 10,914
GLASS AND GLASSWARE ..	—	—	—	—	—	1,907	553	154	2,351	2,603
GRAIN, PULPS AND FLOUR—										
Wheat. . . . . tons	..	..	..	6,321	..	..	..	..	117,727	5
GUMS AND RESINS—										
Arabic . . . . . cwt	6,685	5,177	564	1,677	5,198	10,173	14,046	2,388	8,137	22,582
Benjamin . . . . . "	..	..	20	148	..	..	..	133	748	..
Olibanum or frankincense ..	5,656	10,285	2,002	5,669	3,628	18,165	23,909	5,792	25,874	15,559
Rosin . . . . . "	3	..	..	444	..	5	..	..	982	..
Other sorts . . . . . "	2,208	869	6,315	7,496	6,335	16,490	5,500	47,668	82,325	58,683
Total Gums and Resins . . "	17,662	16,831	8,901	15,434	15,161	44,778	43,455	55,981	118,066	97,074
HARDWARE (EXCLUDING CUTLERY AND ELECTRO- PLATED WARE) . . . value	—	—	—	—	—	9,047	3,628	4,386	18,095	19,919
Hides and skins, raw ( tons	..	..	..	..	111	..	..	..	..	..
Skins raw . . . . . } = no	..	..	..	..	435,810	..	..	..	..	475,410
Horns, tips and peeces of horn and hornmeal cwt	..	..	75	..	1,085	..	..	100	..	2,925
INSTRUMENTS, APPARATUS, AND APPLIANCES, AND PARTS THEREOF—										
Electrical . . . value	—	—	—	—	—	4,057	571	1,228	2,904	2,782
Musical—										
Talking machines and accessories . . . "	—	—	—	—	—	47	..	96	765	779
Other sorts . . . . . "	—	—	—	—	—	546	94	30	2,760	4,011
Total Musical Instruments ..	—	—	—	—	—	593	94	126	3,525	4,790
Photographic . . . . . "	—	—	—	—	—	192	55	151	693	1,708
Other kinds . . . . . "	—	—	—	—	—	1,989	663	7,396	3,144	4,471
Total Instruments, Ap- paratus, and Appliances ..	—	—	—	—	—	6,831	1,383	8,886	10,266	13,746
IVORY, UNMANUFACTURED (b	24,762	1,962	..	87,455	25,841	10,812	789	..	21,412	19,882
JEWELLERY (EXCLUDING IMITATION JEWELLERY AND PRECIOUS STONES AND PEARLS, UNSET), ALSO PLATE OF GOLD AND SILVER—										
Jewellery . . . . . value	—	—	—	—	—	501	300	600	4,541	4,428
Plate of gold and silver . . "	—	—	—	—	—	2,388	970	4,543	29,145	31,602
Total Jewellery, also plate of gold and silver . . . "	—	—	—	—	—	2,889	1,270	5,143	33,686	36,120
LEATHER—										
Hides and skins, tan- ned or dressed—										
Skins tanned or dressed . . . . . } tons	731	..	..	..	16	181	..	..	..	58,468
Unwrought . . . . . cwt	..	..	..	6	59,459	..	..	..	172	697
Manufactures (exclud- ing boots and shoes and belting for machin- ery) . . . . . value	—	—	—	—	11	833	105	44	3,699	3,035
Total Leather . . . . . "	—	—	—	—	—	1,007	105	44	3,871	62,400
LIQUORS—										
Ale, beer, and porter . . gals.	11	211	5,867	69	109	4	68	1,144	37	44
Other sorts . . . . . "	174	163	276	570	1,061	215	223	271	1,068	2,703
Total Liquors . . . . . "	185	374	6,133	638	1,170	219	291	1,415	1,102	2,747

NOTE.—The sterling figures have been converted at the rate of £10=£1 for 1916-20 and 1917-21, and £11=£1 for 1918-19, 1919-20, and 1920-21.

No. 13—continued  
 UNITED KINGDOM—continued  
 EXPORT THEREOF—continued

## FOREIGN MERCHANDISE—continued

ARTICLES	QUANTITY					VALUE				
	1916-17	1917-18	1918-19	1919-20	1920-21	1916-17	1917-18	1918-19	1919-20	1920-21
MACHINERY AND MILL- WORK value	—	—	—	—	—	22,520	2,508	1,735	25,068	25,375
MACHINES gross of boxes	..	5	2,405	54	..	..	1	255	12	..
METALS AND ORES—										
Brass, Bronze, and similar alloys cwt	1,756	71	1	105	166	6,648	177	7	1,556	2,202
Copper ..	8,914	..	..	..	5,279	50,092	..	..	5	22,166
Iron or steel .. tons	151	22	10	20	253	3,221	636	47	1,867	14,187
Tin .. cwt	..	511	..	..	..	..	5,086	..	..	..
Zinc or spelter ..	1,778	..	..	..	20	2,093	..	..	..	166
Others ..	4,452	148	12	..	..	15,623	185	44	6	670
Total Metals and ores tons	996	59	11	25	626	77,722	6,184	520	2,424	25,221
Oils—										
Animal .. gals.	..	..	..	..	2,568	..	..	..	..	1,600
Essential ..	..	..	215	195	..	..	..	183	1,275	..
Mineral ..	511,781	631,633	1,774,875	518,540	15,069	4,876	6,132	25,300	19,228	179
Vegetable, non-essential ..	35,629	..	..	..	11	6,089	..	..	..	8
Total Oils ..	547,860	631,633	1,775,090	518,735	15,668	10,915	6,132	25,523	14,523	1,787
PAINTS AND COLOURS cwt	1	43	25	91	306	7	61	276	934	1,211
PAPER AND PAPERBOARD value	—	—	—	—	—	384	12	7	2,031	1,435
PRINTING AND LITHO- GRAPHING MACHINERY AND MATERIALS (EX- CLUDING PAPER)	—	—	—	—	—	411	667	440	42	1,442
PRINTS, ENGRAVINGS, AND PICTURES	—	—	—	—	—	431	89	448	3,622	2,106
PROVISIONS AND OILMAN'S STORES (EXCLUDING FISH AND FRUITS AND VEGE- TABLES) cwt	36	100	2,124	3,617	1,258	198	227	4,991	26,525	25,097
RAILWAY PLANT AND ROLLING-STOCK value	—	—	—	—	—	123	..	..	1,895	128
RUBBER, RAW AND MANUFAC- TURED	—	—	—	—	—	1,045	97	1,731	2,056	2,457
SEEDS .. tons	15	..	..	100	..	714	..	5	4,699	..
SHELLS AND COCKLES value	—	—	—	—	—	8,651	1,774	2,225	24,107	7,542
SOAP .. cwt	7	1	..	1,274	1,802	23	4	..	11,205	21,224
SPICES—										
Cardamoms ..	..	..	..	130	..	..	..	..	1,027	..
Cloves ..	1,109	19,336	9,319	12,799	602	2,851	54,935	27,108	112,175	5,015
Nutmegs ..	343	108	350	563	..	1,171	720	2,573	5,122	..
Pepper ..	..	1,177	697	971	..	..	2,280	2,202	5,310	..
Other sorts ..	276	116	295	162	47	1,220	1,098	2,622	1,251	460
Total Spices ..	1,723	20,727	10,661	15,625	649	5,312	70,658	35,922	125,791	5,475
Stationery (including paper) value	—	—	—	—	—	308	103	179	242	742
SUGAR—										
Sugar, 16 Dutch stand- ard and above .. tons	1	..	..	12,722	2,303	29	11	1	690,502	227,248
TEA .. lbs	220	50	100	279,265	49,764	12	8	7	22,545	2,229
TEXTILES—										
Cotton—										
Raw .. tons	3	77	..	..	122	450	11,221	..	..	122,111
Twist and yarn .. lb	22,216	..	..	2,541	10	1,000	..	..	265	263

Note.—The sterling figures have been converted at the rate of £10=21 for 1919-20 and 1920-21, and £15=21 for earlier years

No. 13—continued,  
 UNITED KINGDOM—concluded,  
 EXPORTS THERE TO—concluded

FOREIGN MERCHANDISE—concluded

ARTICLES	QUANTITY					VALUE				
	1916-17	1917-18	1918-19	1919-20	1920-21	1916-17	1917-18	1918-19	1919-20	1920-21
						£	£	£	£	£
<b>Manufactures—</b>										
<b>Piece goods—</b>										
Grey (unbleached) yards	4,943	..	..	213	157,456	55	..	..	10	10,469
White (bleached) ..	39,039	7,300	..	3,351	13,034	817	240	..	280	2,647
Coloured, printed, or dyed ..	40,407	4,334	39,633	14,791	195,321	1,459	288	1,371	1,425	12,101
Forts of all descriptions ..	13,135	..	..	..	8,525	163	..	..	..	345
<b>Total Piece goods ..</b>	<b>103,527</b>	<b>11,534</b>	<b>39,633</b>	<b>18,255</b>	<b>374,336</b>	<b>2,294</b>	<b>528</b>	<b>1,371</b>	<b>1,695</b>	<b>25,562</b>
Other sorts of manufactures .. value	—	—	—	—	—	229	189	..	742	3,022
<b>Total Cotton manufactures (including twist and yarn) ..</b>	<b>—</b>	<b>—</b>	<b>—</b>	<b>—</b>	<b>—</b>	<b>3,523</b>	<b>717</b>	<b>1,371</b>	<b>2,437</b>	<b>28,937</b>
<b>Flax—</b>										
<b>Manufactures—</b>										
Canvas .. yards	27,316	..	..	300	245	6,251	..	..	60	147
Other sorts .. value	—	—	—	—	—	455	140	20	340	3,427
<b>Total Flax manufactures ..</b>	<b>—</b>	<b>—</b>	<b>—</b>	<b>—</b>	<b>—</b>	<b>6,706</b>	<b>140</b>	<b>20</b>	<b>900</b>	<b>3,574</b>
<b>Haberdashery and Millinery ..</b>	<b>—</b>	<b>—</b>	<b>—</b>	<b>—</b>	<b>—</b>	<b>551</b>	<b>281</b>	<b>1,510</b>	<b>13,552</b>	<b>12,078</b>
<b>SILK—</b>										
Raw .. lbs	..	..	..	34,324	23,082	..	..	..	8,327	2,420
Manufactures .. value	—	—	—	—	—	1,433	2,000	1,530	962	12,853
<b>Wool—</b>										
Raw .. lb	12,922,090	13,317,189	15,662,076	15,062,986	8,608,437	683,709	698,274	995,137	1,538,065	751,004
<b>Manufactures—</b>										
Piece goods .. yards	13,338	..	2,115	2,678	30,322	513	..	570	1,284	10,352
Other sorts .. value	—	—	—	—	—	1,507	1,395	2,481	26,582	86,664
<b>Total Woollen manufactures ..</b>	<b>—</b>	<b>—</b>	<b>—</b>	<b>—</b>	<b>—</b>	<b>2,020</b>	<b>1,395</b>	<b>3,051</b>	<b>27,866</b>	<b>97,016</b>
<b>Other textiles—</b>										
Manufactured .. value	—	—	—	—	—	—	—	—	—	2,305
<b>Tobacco—</b>										
Manufactured .. lb	2,639	30,823	13,898	7,308	19,826	392	2,368	1,957	1,788	7,262
<b>Toys and Requisites for Games and Sports (including Fishing Tackle) Other than Fire-arms .. value</b>	<b>—</b>	<b>—</b>	<b>—</b>	<b>—</b>	<b>—</b>	<b>254</b>	<b>14</b>	<b>472</b>	<b>1,385</b>	<b>5,508</b>
<b>Wax of all kinds other than paraffin wax (including candles) .. cwt</b>	<b>..</b>	<b>..</b>	<b>50</b>	<b>33</b>	<b>327</b>	<b>..</b>	<b>..</b>	<b>333</b>	<b>280</b>	<b>2,701</b>
<b>WOOD AND TIMBER—</b>										
Teak wood .. cubic tons	..	..	..	115	9	..	..	..	2,974	682
Manufactures of wood .. value	—	—	—	—	—	24,927	1,634	565	19,799	103,722
<b>Total Wood and Timber ..</b>	<b>—</b>	<b>—</b>	<b>—</b>	<b>—</b>	<b>—</b>	<b>24,927</b>	<b>1,634</b>	<b>565</b>	<b>22,773</b>	<b>104,404</b>
<b>ARTICLES RE-REPORTED BY POST ..</b>	<b>—</b>	<b>—</b>	<b>—</b>	<b>—</b>	<b>—</b>	<b>34,158</b>	<b>57,408</b>	<b>133,998</b>	<b>183,531</b>	<b>267,446</b>
<b>ALL OTHER ARTICLES OF MERCHANDISE ..</b>	<b>—</b>	<b>—</b>	<b>—</b>	<b>—</b>	<b>—</b>	<b>4,195</b>	<b>11,358</b>	<b>7,641</b>	<b>612,825</b>	<b>21,054</b>
<b>GRAND TOTAL ..</b>	<b>—</b>	<b>—</b>	<b>—</b>	<b>—</b>	<b>—</b>	<b>1,311,819</b>	<b>1,214,578</b>	<b>1,598,902</b>	<b>3,329,010</b>	<b>3,560,529</b>
<b>GRAND TOTAL OF INDIAN AND FOREIGN MERCHANDISE ..</b>	<b>—</b>	<b>—</b>	<b>—</b>	<b>—</b>	<b>—</b>	<b>84,029,425</b>	<b>81,358,798</b>	<b>48,286,318</b>	<b>96,737,657</b>	<b>56,103,086</b>

NOTE.—The sterling figures have been converted at the rate of £10=21 for 1919-20 and 1920-21, and £15=21 for earlier years.

No. 13—continued

RUSSIA

IMPORTS THEREFROM

ARTICLES	QUANTITY					VALUE				
	1916-17	1917-18	1918-19	1919-20	1920-21	1916-17	1917-18	1918-19	1919-20	1920-21
ROBINS (d) value						\$	\$	\$	\$	\$
DRUGS AND MEDICINES (excluding CHEMICALS AND NARCOTICS)						2,400				1,074
OILS—										
Mineral—										
Kerosene (in bulk) gals.					819,407					40,970
PAPER AND PASTEBOARD—										
Paper—										
Packing paper cwt	18				1,115	10				2,629
Printing paper "				1,989	4,304				3,318	19,798
Writing paper and envelopes value										10,158
Other kinds of paper cwt	1				300	9				1,966
Total Paper and Pasteboard value						19			3,318	34,551
TRACHESTS, ENTIRE OR IN SECTIONS—										
Of wood "						149,008	87,832	3,227	149,597	138,079
WOOD AND TIMBER—										
Wood—										
Manufactures of wood, other than furniture and cabinet-ware "						18,758	5			2,172
ALL OTHER ARTICLES OF MERCHANDISE						28	38	4	223	514
GRAND TOTAL						164,301	87,875	3,231	168,148	217,600

EXPORTS THERETO

INDIAN MERCHANDISE

ARTICLES	QUANTITY					VALUE				
	1916-17	1917-18	1918-19	1919-20	1920-21	1916-17	1917-18	1918-19	1919-20	1920-21
CHEMICALS AND CHEMICAL PREPARATIONS (excluding CHEMICAL MANURES AND MEDICINES)—						\$	\$	\$	\$	\$
Saltpetre cwt	10,350					33,553				
DYING AND TANNING SUBSTANCES—										
Catch and Gambier	3,500					4,266				
Indigo	472					21,092				
Myrobalsans	12,094					2,758				
Total Dyeing and Tanning substances	16,066					28,116				

NOTE.—The sterling figures have been converted at the rate of £10=21 for 1919-20 and 1920-21, and £15=21 for earlier years  
(a) Separately recorded from April, 1918

No. 13—continued

RUSSIA—continued

EXPORTS THEREOF—continued

INDIAN MERCHANDISE—continued

ARTICLES	QUANTITY					VALUE				
	1916-17	1917-18	1918-19	1919-20	1920-21	1916-17	1917-18	1918-19	1919-20	1920-21
GUMS AND RESINS . . . cwt	451	..	..	..	..	\$ 767	..	..	..	..
HIDES AND SKINS, RAW {	85	..	..	..	..	\$ 15,547	..	..	..	..
—no. —8,200	..	..	..	..	..					
LAC—										
Shell . . . . . cwt	8,191	..	..	..	..	34,489	..	..	..	..
METALS AND ORES—										
Lead, Pig . . . . . "	55,637	4,000	..	..	..	85,423	6,783	..	..	..
SEEDS—										
Non-essential—										
Castor . . . . . tons	3,032	798	..	..	..	34,513	8,729	..	..	..
TEA, BLACK . . . . . lbs	27,603,884	8,122,196	..	20,040	..	1,028,483	266,179	..	1,127	..
TEXTILES—										
Cotton, raw . . . . . tons	1,384	2,131	..	..	..	74,799	178,386	..	..	..
Jute, raw . . . . . "	11,765	..	..	..	..	252,265	..	..	..	..
" twist and yarn . . . lbs	9,968	..	..	..	..	107	..	..	..	..
Manufactures—										
Jute, gunny bags . . . no.	78,261,400	1,000	..	..	..	1,731,948	19	..	..	..
" " cloth . . . . . yards	40,121,000	2,238,000	..	..	..	466,161	25,115	..	..	..
" Rope and twine . . . cwt	102	..	..	..	..	159	..	..	..	..
WAX OF ALL KINDS . . . "	557	..	..	..	..	2,932	..	..	..	..
ARTICLES EXPORTED BY POST . . . . . value	—	—	—	—	23	994	5,570	..	..	188
ALL OTHER ARTICLES OF MERCHANDISE . . . "	—	—	—	—	—	66	..	..	..	..
GRAND TOTAL . . . . . "	—	—	—	—	—	3,781,372	490,731	..	1,127	188

FOREIGN MERCHANDISE

ARTICLES	QUANTITY					VALUE				
	1916-17	1917-18	1918-19	1919-20	1920-21	1916-17	1917-18	1918-19	1919-20	1920-21
JEWELLERY (excluding IMITATION JEWELLERY AND PSEUDO STONES AND FRAGILE, UNSET) ALSO PLATE OF GOLD AND SILVER—										
Jewellery . . . . . value	—	—	—	—	—	1,736	..	..	..	..
ALL OTHER ARTICLES OF MERCHANDISE . . . "	—	—	—	—	—	187	130	..	..	118
GRAND TOTAL . . . . . "	—	—	—	—	—	1,923	130	..	..	118
GRAND TOTAL OF INDIAN AND FOREIGN MERCHANDISE . . . . . "	—	—	—	—	—	3,783,295	490,861	..	1,127	306

Note—The sterling figures have been converted at the rate of B10=£1 for 1919-20 and 1920-21, and B15=£1 for earlier years.

## No. 13—continued

## SWEDEN

## IMPORTS THEREFROM

ARTICLES	QUANTITY					VALUE				
	1916-17	1917-18	1918-19	1919-20	1920-21	1916-17	1917-18	1918-19	1919-20	1920-21
BOOTS AND SHOES . . . pairs	154,896	..	..	19	9	£ 6,777	..	..	18	10
CHEMICALS AND CHEMICAL PREPARATIONS (excluding CHEMICAL MANURES AND MEDICINES)—										
Alum . . . cwts	—	—	—	..	966	—	—	..	..	1,461
Carbide of calcium . . . "	139	..	..	405	1,285	228	..	..	1,160	2,074
Potassium compounds . . . "	..	..	..	792	624	..	..	..	2,732	2,327
Other sorts of chemicals . . . value	—	—	—	—	—	207	..	..	..	52
CUTLERY . . . "	—	—	—	—	—	..	106	259	40	1,170
FRATHERS . . . lbs.	..	..	..	..	55,849	..	..	..	..	2,692
FURNITURE AND CARPET WARE . . . value	—	—	—	—	—	2,143	361	101	33	2,425
GLASS AND GLASSWARE—										
Funnels, globes and glass parts of lamps . . . "	—	—	—	—	—	1,121	1,829	..	429	2,114
Tableware (including decanters, etc.) . . . "	—	—	—	—	—	792	922	253	1,826	4,179
Other glassware . . . "	—	—	—	—	—	4,356	484	579	2,140	2,445
Total Glass and Glassware . . . "	—	—	—	—	—	6,269	3,235	832	4,395	9,738
HARDWARE, excluding CUTLERY AND ELECTROPLATED WARE—										
Agricultural implements . . . "	—	—	—	—	—	..	..	..	..	1,271
Builder's hardware such as locks, hinges, door bolts, etc. . . "	—	—	—	—	—	23,688	2,562	201	6,023	50,190
Domestic hardware other than enamelled ironware . . . "	—	—	—	—	—	4,206	3,316	824	5,202	5,617
Enamelled ironware . . . "	—	—	—	—	—	863	887	..	..	5,427
Implements and tools, other than agricultural implements and machine tools . . . "	—	—	—	—	—	401	463	1,795	1,544	4,554
Lamps, metal . . . no.	450	336	165	1,489	762	1,837	4,432	956	2,936	4,444
Parts of . . . value	—	—	—	—	—	4,225	4,310	2,466	4,013	9,693
Stoves (a) . . . no.	—	—	—	—	35,728	—	—	—	—	43,136
Other sorts . . . value	—	—	—	—	—	13,504	5,801	6,051	28,736	72,140
Total Hardware, excluding Cutlery, etc. . . "	—	—	—	—	—	49,014	22,021	12,298	48,514	196,522
INSTRUMENTS, APPARATUS, AND APPLIANCES AND PARTS THEREOF . . . "	—	—	—	—	—	693	3,249	55	10,208	13,607
LIQUORS including METHYLATED AND PERFUMED SPIRITS—										
Ale, Beer and Porter . . . gals.	..	2,451	..	2,792	25	..	521	..	2,247	11
Spirit . . . "	2	10	46	133	693	4	119	46	417	1,009
Total Liquors . . . "	2	1,461	46	2,925	718	4	640	46	2,664	1,020
MACHINERY AND MILLWORK—										
Prime-movers (other than electrical) . . . value	—	—	—	—	—	..	..	..	..	45,148
Electrical machinery of all kinds, etc.—										
Motors . . . "	—	—	—	—	—	..	1,607	28	..	6,047
Others . . . "	—	—	—	—	—	1,875	2,702	662	37	1,318
Machinery not being prime-movers or electrical machinery.										
Boilers . . . "	—	—	—	—	—	..	..	..	..	6,140
Machine tools (a) . . . "	—	—	—	—	—	..	..	..	..	2,096
Paper mill machinery . . . "	—	—	—	—	—	..	..	..	682	95,572
Rice and flour mill machinery . . . "	—	—	—	—	—	..	..	..	..	1,012
Other sorts of machinery . . . "	—	—	—	—	—	2,589	2,299	12,328	52,099	2,408
Total Machinery and Millwork . . . "	—	—	—	—	—	4,464	12,596	12,018	53,698	176,041

NOTE.—The sterling figures have been converted at the rate of B10=£1 for 1919-20 and 1920-21, and B15=£1 for earlier years  
(a) Separately recorded from April, 1920



No. 13—continued

SWEDEN—continued

IMPORTS THEREFROM—continued

ARTICLES	QUANTITY					VALUE				
	1916-17	1917-18	1918-19	1919-20	1920-21	1916-17	1917-18	1918-19	1919-20	1920-21
<b>MATCHES—</b>										
Safety gross of boxes	905,296	976,948	88,250	691,300	1,862,689	81,266	128,149	11,471	111,720	289,576
Other sorts	541,700	256,680	29,830	191,150	401,000	42,797	38,730	5,223	29,491	59,156
<b>METALS AND ORCS—</b>										
<b>Iron—</b>										
Manufactures—										
Angle, bolt, and rod tons	5	..	..	..	66	163	..	..	..	8,141
Bars and channel	344	195	44	577	1,331	8,867	7,352	2,697	25,469	69,945
Total Iron Manufactures	349	195	44	577	1,387	9,030	7,352	2,697	25,469	68,086
<b>Iron or Steel—</b>										
Nails, rivets, and washers (excluding wire nails)	1,418	626	1,129	642	1,786	45,887	32,661	136,283	44,351	145,556
Wire nails	..	..	..	..	36	..	..	..	..	2,081
Other manufactures	1	11	2	..	..	3	399	19	4	33
Total Iron or Steel	1,419	637	1,131	642	1,822	45,890	33,050	136,252	44,355	147,621
<b>Steel—</b>										
Angle and spring	10	..	20	..	..	342	..	1,664	..	..
Bars and channel (d)	267	133	..	..	..	8,265	7,382	..	..	..
Bars (b)	..	..	..	189	439	..	..	..	11,756	32,256
<b>Cast—</b>										
Tool steel—										
High speed (e)	..	..	..	..	49	..	..	..	..	3,274
Carbon (e)	..	..	..	..	84	..	..	..	..	7,305
Cast steel bars (e)	154	168	44	226	..	4,558	6,694	3,031	11,559	11,407
Other cast steel (e)	..	..	..	..	134	..	..	..	..	7,995
Total Steel	431	301	64	415	881	13,165	14,076	4,695	23,315	62,237
Others	..	..	..	..	27	..	..	2	..	503
Total Metals (excluding ores) tons	2,199	1,133	1,239	1,634	4,091	69,085	54,478	148,046	93,139	273,447
<b>MOTOR CARS, MOTOR CYCLES, MOTOR WAGONS AND PARTS THEREOF</b> value	..	..	..	..	..	49	593	4,811	700	1,655
<b>PAPER AND PASTEBOARD—</b>										
<b>Paper—</b>										
Packing paper cwt	9,807	4,308	3,544	3,447	13,382	12,950	9,613	12,631	10,025	66,406
Printing paper	33,423	33,096	16,084	26,289	84,130	44,104	65,338	50,566	63,549	295,413
Writing paper and envelopes value	..	..	..	..	..	2,483	820	524	3,628	128,513
Other kinds of paper cwt	40,652	39,006	2,557	6,673	10,432	67,050	101,439	14,621	10,959	60,125
Paper manufactures (a) value	..	..	..	..	..	..	..	4,179	122	1,462
Pasteboard, millboard and cardboard of all kinds cwt	2,173	12,201	6,425	1,800	10,485	2,493	23,527	18,301	3,457	37,383
Total Paper and Pasteboard value	..	..	..	..	..	129,060	200,727	101,022	100,740	689,302
<b>PAPER MAKING MATERIALS</b> cwt	181,409	18,000	23,000	62,313	40,704	168,768	30,755	47,493	90,762	90,684
<b>PITCH AND TAR—</b>										
Stockholm tar and pitch (b)	..	..	..	..	678	..	..	..	..	1,357
<b>PROVISIONS AND OILMAN'S STORES (including FISH AND FRUITS AND VEGETABLES CANNED OR BOTTLED)</b> value	..	..	..	..	..	14	1	100	1,248	1,162
<b>SHIPS, PARTS OF (including LAUNCHES AND BOATS)</b>	..	..	..	..	..	..	..	..	6,677	7,648
<b>STAMENRY (including PAPER)</b>	..	..	..	..	..	168	363	110	434	3,375
<b>STONE AND MARBLE</b> tons	..	100	1	..	214	..	1,396	19	..	3,243
<b>TRUCKS, ENTIRE OR IN MOTIONS</b> value	..	..	..	..	..	301	13,638	677	..	23,652
<b>TELEPHONES, MATERIALS FOR CONSTRUCTION AND ACCESSORIES (excluding ELECTRICAL)</b>	..	..	..	..	..	2,002	5,497	6,210	4,460	12,010
<b>TEXTILES—</b>										
Haberdashery and Millinery—	..	..	..	..	..	..	..	..	..	..
Lace and embroidery value	..	..	..	..	..	..	..	..	..	..
Other sorts	..	..	..	..	..	..	..	..	..	3,487
<b>TOBACCO—</b>										
Manufactured—	..	..	..	..	..	..	..	..	..	..
Cigarettes lbs.	..	..	..	..	13,750	..	..	..	..	923
										6,655

NOTE—The sterling figures have been converted at the rate of £10=£1 for 1919-20 and 1920-21, and £15=£1 for earlier years

(a) Separately recorded from April, 1918

(b) " " " " April, 1919

(c) " " " " April, 1920

(d) Sub-divided into " Bars " and " Channels " from April, 1916

No. 13—continued  
 SWEDEN—continued  
 IMPORTS THEREFROM—concluded

ARTICLES	QUANTITY					VALUE				
	1916-17	1917-18	1918-19	1919-20	1920-21	1916-17	1917-18	1918-19	1919-20	1920-21
WOOD AND TIMBER— Timber, other than rail- way sleepers cubic tons	47	10	..	23	49	£ 544	£ 20	£ ..	£ 667	£ 1,129
Manufactures of wood, other than furniture and cabinetware value	—	—	—	—	—	959	473	205	64	2,312
ARTICLES IMPORTED BY POST	—	—	—	—	—	7	..	14	..	37
ALL OTHER ARTICLES OF MERCHANDISE	—	—	—	—	—	2,436	383	230	2,201	6,947
GRAND TOTAL	—	—	—	—	—	583,375	518,033	348,635	566,035	1,838,045

## EXPORTS THERETO

## INDIAN MERCHANDISE

ARTICLES	QUANTITY					VALUE				
	1916-17	1917-18	1918-19	1919-20	1920-21	1916-17	1917-18	1918-19	1919-20	1920-21
COIR, manufactured (ex- cluding rope) tons	..	..	..	..	29	£ ..	£ ..	£ ..	£ ..	£ 1,062
DYEING AND TANNING SUB- STANCES—										
Myrobalans cwts	..	..	..	11,881	6,810	..	..	..	9,748	4,433
Myrobalans extracts(a) ..	..	..	..	..	1,711	..	..	..	..	4,568
BARK FOR BRUSHES AND BROOMS tons	..	..	..	40	..	..	..	..	2,100	..
GRAIN, PULSE, AND FLOUR—										
Cleaned rice (b) ..	..	..	..	..	2,371	..	..	..	..	39,518
Broken cleaned rice (b) ..	..	..	..	..	250	..	..	..	..	3,622
Total Rice, not in the husk. ..	5,385	..	10,348	..	2,621	32,673	..	68,819	..	43,140
GUMS AND RESINS ..	..	..	..	100	..	..	..	..	750	..
HIDES AND SKINS, RAW				1,809	913	..	..	..	162,923	103,153
LAC—				198,220	133,462	..	..	..	..	..
Shell cwts	..	..	..	435	242	..	..	..	8,851	7,929
Manures— Bones, crushed (a) tons	..	..	..	..	100	..	..	..	..	700
Metals and ores— Chromite (chrome iron ore) ..	..	..	..	..	1,200	..	..	..	..	4,600
Manganese ore ..	..	..	..	..	2,800	..	..	..	..	8,575
Oils— Vegetable non-essential gallons	..	..	..	1,160	2,490	..	..	..	475	830
SEEDS—										
Groundnuts tons	..	..	..	44	..	..	..	..	1,920	..
Linseed ..	..	..	999	..	..	..	..	10,221	..	..
TEXTILES—										
Cotton, raw ..	..	..	..	228	405	..	..	..	23,877	37,978
Hemp, raw cwts	..	..	..	..	367	..	..	..	..	1,000
Jute— Raw tons	530	..	893	2,795	638	12,253	..	24,099	1,112,183	21,484
Gunny bags .. no.	..	..	..	40,000	678,400	..	..	..	2,600	23,307
Wool— Carpets and rugs lbs.	18,596	..	1,943	30,820	7,645	1,213	..	156	6,656	3,754
ALL OTHER ARTICLES OF MERCHANDISE value	..	..	..	..	..	..	..	..	4,371	693
GRAND TOTAL ..	..	..	..	..	..	46,139	..	94,138	338,654	270,636

## FOREIGN MERCHANDISE

ARTICLES	QUANTITY					VALUE				
	1916-17	1917-18	1918-19	1919-20	1920-21	1916-17	1917-18	1918-19	1919-20	1920-21
TOTAL VALUE	—	—	—	—	—	£ 9	£ ..	£ ..	£ ..	£ 1,209
GRAND TOTAL OF INDIAN AND FOREIGN MERCHANDISE value	..	..	..	..	..	46,148	..	94,138	338,654	271,835

NOTE—The sterling figures have been converted at the rate of £10=£1 for 1919-20 and 1920-21 and £15=£1, for earlier years  
 (a) Separately recorded from April, 1920  
 (b) " " " " April, 1919

No. 13—continued  
NORWAY  
IMPORTS THEREFROM

ARTICLES	QUANTITY					VALUE				
	1916-17	1917-18	1918-19	1919-20	1920-21	1916-17	1917-18	1918-19	1919-20	1920-21
ROBBERS (a) value	—	—	—	—	—	£	£	£	£	£
CHEMICALS AND CHEMICAL PREPARATIONS (excluding ORNAMENTAL MANURES AND MEDICINES)—	—	—	—	—	—	—	—	—	—	1,899
Carbide of Calcium cwt	7,809	420	112	5,513	13,685	11,233	751	288	9,520	22,913
FURNITURE AND CABINET-WARE value	—	—	—	—	—	57261	—	—	2	7,256
GLASS AND GLASSWARE "	—	—	—	—	—	2,441	2,048	481	709	830
HARDWARE, excluding CUTLERY AND ELECTROPLATED WARE "	—	—	—	—	—	10,006	8,384	6,271	32,090	34,780
LIQUORS including METHYLATED AND PERFUMED SPIRITS—	—	—	—	—	—	—	—	—	—	—
Spirit gals	76	71	117	478	290	61	93	140	1,246	630
MACHINERY AND MILL-WORK—	—	—	—	—	—	—	—	—	—	—
Prime-movers (other than electrical) value	—	—	—	—	—	—	—	—	—	2,676
Electrical machinery of all kinds "	—	—	—	—	—	—	—	1,217	262	4,581
Machinery, not being prime-movers or electrical machinery—	—	—	—	—	—	—	—	—	—	—
Machine tools (b) "	—	—	—	—	—	—	—	—	—	1,242
MANURES—	—	—	—	—	—	—	—	—	—	—
Artificial and mineral manures tons	—	—	—	1,010	1,527	—	—	—	18,366	39,784
Other kinds "	—	—	—	—	100	—	—	—	—	2,040
MATCHES—	—	—	—	—	—	—	—	—	—	—
Safety gross of boxes	16,450	3,550	52,246	2,000	1,250	1,856	447	7,072	360	234
Other sorts "	281,849	285,050	162,249	97,250	50,000	29,558	45,679	28,043	19,049	9,029
METALS AND ORES—	—	—	—	—	—	—	—	—	—	—
Iron—	—	—	—	—	—	—	—	—	—	—
Bars and channel tons	26	—	—	170	2	639	—	—	9,312	1,152
Iron or steel—	—	—	—	—	—	—	—	—	—	—
Nails, rivets, and washers (excluding wire nails) "	1,967	971	1,492	883	3,581	51,733	44,971	134,494	47,051	115,745
Steel—	—	—	—	—	—	—	—	—	—	—
Cast "	42	—	—	27	—	903	—	—	1,644	—
Others cwt	—	200	—	—	211	—	462	—	—	1,049
Total Metals (excluding ores) tons	2,035	944	1,492	1,030	1,594	53,265	45,433	134,494	58,607	116,846
PAPER AND PASTEBOARD—	—	—	—	—	—	—	—	—	—	—
Paper—	—	—	—	—	—	—	—	—	—	—
Packing paper cwt	15,360	12,706	11,345	4,819	30,718	19,654	25,092	35,015	14,757	122,679
Printing paper "	180,225	85,525	96,244	74,914	177,177	201,313	195,966	275,927	197,929	760,867
Writing paper and envelopes value	—	—	—	—	—	—	—	—	—	—
Other kinds of paper cwt	10,760	23,386	16,280	4,907	21,584	33,441	66,671	68,773	13,448	94,467
Pastebord, millboard and cardbord of all kinds "	712	1,003	205	343	1,788	847	1,936	408	754	5,847
Total Paper and Pastebord value	—	—	—	—	—	285,974	307,617	401,042	285,847	1,253,268
PAPER-MAKING MATERIALS cwt	10,500	—	11,001	34,877	66,430	10,485	—	19,445	44,697	152,557
PROVISIONS AND OILMAN'S STORES (including FISH AND FRUIT AND VEGETABLES, CANNED OR BOTTLED)—	—	—	—	—	—	—	—	—	—	—
Milk, condensed and preserved including milk cream "	7,719	1,063	—	—	2,219	17,863	4,997	—	—	19,787
Canned and bottled provisions "	460	117	80	179	775	2,744	879	157	1,547	6,238
Other sorts of provisions value	—	—	—	—	—	—	—	—	1	179
Total Provisions and Oilman's stores "	—	—	—	—	—	20,607	5,876	157	1,548	26,154
TEA-CHESTS, BENTON OR IN BENTONS "	—	—	—	—	—	—	—	—	—	—
TOYS AND REQUISITE FOR GAMES AND SPORTS (including FISHING TACKLE) "	—	—	—	—	—	234	1,562	3	—	—
WOOD AND TIMBER—	—	—	—	—	—	—	—	—	—	—
Timber, other than railway sleepers cubic tons	1,158	754	—	846	988	13,752	15,317	—	3,389	12,355
Manufactures of wood other than furniture and cabinet-ware value	—	—	—	—	—	958	—	1,537	121	2
ALL OTHER ARTICLES OF MERCHANDISE "	—	—	—	—	—	663	466	1,448	2,446	8,679
GRAND TOTAL "	—	—	—	—	—	441,228	483,889	601,623	477,524	1,701,979

NOTE.—The sterling figures have been converted at the rate of R10=£1 for 1919-20 and 1920-21, and R15=£1 for earlier years  
(a) Separately recorded from April, 1918  
(b) " " " " April, 1920

No. 13—continued  
NORWAY—continued  
EXPORTS THERETO

ARTICLES	QUANTITY					VALUE				
	1916-17	1917-18	1918-19	1919-20	1920-21	1916-17	1917-18	1918-19	1919-20	1920-21
COFFEE	..	..	..	..	1,785	£ ..	£ ..	£ ..	£ ..	£ 11,036
COIL, MANUFACTURED (EX- CLUDING ROPE)	60	75	558	153	142	670	1,001	6,898	2,897	2,612
DYEING AND TANNING SUB- STANCES—										
Myrobalsams	4,694	3,441	..	2,630	..	1,379	2,704	..	1,086	..
FIBRE FOR BRUSHES AND BROOMS	50	..	40	..	..	1,233	..	1,340	..	..
GRAIN, PULSE, AND FLOUR—										
Rice, not in the husk	1,600	2,701	6,861	..	656	10,720	20,309	41,619	..	10,250
HIDES AND SKINS, RAW—										
Hides, raw	693	39	..	343	217	65,597	2,957	..	51,579	18,276
LAC—	107,450	6,000	..	82,489	24,137	..	..	..	..	..
Button	..	62	53	..	4	..	570	496	..	147
Shell	..	994	1,415	20	170	..	8,704	18,733	431	4,732
OILS—										
Vegetable, non-essential—	..	..	..	2,003	259,206	..	..	..	797	86,404
SEEDS—										
Copra or coconut kernel	700	999	..	1	625	18,666	19,988	..	58	31,252
Ground nuts	..	..	..	..	200	..	..	..	1	6,750
Linseed	1,450	..	..	..	..	15,497	..	..	..	..
Rape	300	..	..	1	300	3,000	..	..	39	8,600
TEA, BLACK	4,408	85,600	3,175	5,137	..	163	1,018	120	267	..
TEXTILES—										
Cotton, raw	212	91	60	99	249	10,535	5,128	5,532	11,995	24,806
Hemp (chiefly spun), raw	..	2,800	11,450	875	..	..	6,000	35,940	2,200	..
Jute—										
Raw	179	1,429	357	768	265	3,700	25,236	5,200	32,806	10,096
Manufactures—										
Gunny bags	250,000	1,149,500	1,746,500	2,615,621	6,094,100	4,454	25,819	89,088	128,278	292,169
" cloth	..	350,000	250,000	250,000	132,600	..	3,071	5,479	5,175	2,750
Wool—										
Carpets and rugs	18,611	4,667	14,092	6,122	18,023	1,200	315	1,372	1,747	4,165
Tobacco unmanu- factured	..	..	..	..	112,931	..	..	..	..	6,091
ALL OTHER ARTICLES OF MERCHANDISE	..	..	..	..	..	12	..	..	1,573	585
GRAND TOTAL	..	..	..	..	..	136,796	123,318	209,818	241,468	522,808

FOREIGN MERCHANDISE

ARTICLES	QUANTITY					VALUE				
	1916-17	1917-18	1918-19	1919-20	1920-21	1916-17	1917-18	1918-19	1919-20	1920-21
TOTAL VALUE	—	—	—	—	—	£ 23	£ ..	£ ..	£ ..	£ 480
GRAND TOTAL OF INDIAN AND FOREIGN MERCHAN- DISE	..	..	..	..	..	136,819	123,318	209,818	241,468	523,288

DENMARK  
IMPORTS THEREFROM

ARTICLES	QUANTITY					VALUE				
	1916-17	1917-18	1918-19	1919-20	1920-21	1916-17	1917-18	1918-19	1919-20	1920-21
LIQUORS including MERRY- LATED AND PERFUMED SPIRITS—										
Ale, beer, and porter	4,667	4,250	..	1,405	2,970	808	1,198	..	..	2,575
Spirit	491	806	779	..	1,244	737	1,089	1,220	2,202	2,784
LAIGNERY AND MILLWORK	..	..	..	..	..	938	4,579	4,135	233	..
Electrical machinery of all kinds, etc.	..	..	..	..	..	..	..	..	..	2,121
Machinery not being prime-movers or electrical machinery—	..	..	..	..	..	..	..	..	..	1,906
Machine tools (a)	..	..	..	..	..	..	..	..	..	..
Metals and Ores—										
Brass, Bronze and similar alloys, and manufac- tures thereof—	..	..	..	..	..	..	..	..	..	..
Wrought—										
Mixed or yellow metal for sheathing	..	..	..	..	8,541	..	..	..	..	33,029
PAPER AND PAPERBOARD—										
Paper—										
Printing paper	..	..	..	..	5,960	..	..	..	..	27,658
Writing paper and envelopes	..	..	..	..	..	..	..	..	..	2,487
Pasteboard, millboard and cardboard of all kinds	..	..	..	..	545	..	..	..	..	1,608
PROVISIONS AND OILMAN'S STORES, including FISH AND FRUITS AND VEGETABLES, CANNED OR BOTTLED—										
Butter (including canned)	409	165	25	291	540	4,759	2,302	442	7,295	12,922
Other sorts of provisions	..	..	..	..	..	58	40	..	145	926
Total Provisions and Oilman's stores	..	..	..	..	..	4,812	2,342	442	8,041	14,749

NOTE—The sterling figures have been converted at the rate of £10=21 for 1919-20 and 1920-21, and £15=21 for earlier years  
(a) Separately recorded from April, 1920



No. 13—continued

GERMANY—continued

IMPORTS THEREFROM—continued

ARTICLES	QUANTITY					VALUE				
	1916-17	1917-18	1918-19	1919-20	1920-21	1916-17	1917-18	1918-19	1919-20	1920-21
<b>ARMS, AMMUNITION, AND MILITARY STORES—</b>						£	£	£	£	£
Explosives—										
Blasting fuse { lbs					52,500					1,004
{ no. of coils					14,700					
Other sorts value					—					1,226
<b>Total arms, ammunition, and military stores</b>					—					2,940
<b>ART. WORKS OF OTHER THAN PICTURES</b>										1,087
BELTING FOR MACHINERY						163				57
BOBBINS (a)										1,844
BOOKS, PRINTED, AND PRINTED MATTER (not being STATIONERY), including MAPS AND CHARTS cwt					21					790
<b>BRUSHES AND BROOMS—</b>										
Brushes—										
Paint and varnish brushes (b) doz					4,839					4,161
Toilet brushes (b)	81				1,029	76				1,022
Other (b)					730					587
<b>BUILDING AND ENGINEERING MATERIALS, other than OF IRON, STEEL, OR WOOD—</b>										
Cement—										
Portland ton					286	19				2,000
Other kinds					2					117
Tiles no.	5,000				5,07,946	25				19,577
<b>Total Building and Engineering materials value</b>					—	44				22,594
<b>BUTTONS OF ALL SORTS—</b>										
Metal (b)										3,125
Other sorts (b)										17,512
<b>CANDLES OF ALL KINDS lbs</b>					6,145					557
<b>CARRIAGES AND CARTS (excluding RAILWAY CARRIAGES), AND PARTS THEREOF value</b>					—					572
<b>CHEMICALS AND CHEMICAL PREPARATIONS (excluding CHEMICAL MANURES AND MEDICINES)—</b>										
Acids cwt					71					871
Alum (a)					379					1,000
Aluminous sulphates					2,248					4,260
Ammonia and salt thereof					408					1,788
Arsenic and its oxides					183					1,177
Magnesium compounds—										
Chloride (b)					16,114					20,769
Sulphate (b)					3,571					3,155
Others (b)					104					250
Potassium compounds—										
Bichromate (c)					269					4,274
Other sorts					20					506
Soda compounds—										
Bichromate of soda (b)					520					2,768
Soda sulphide (b)					498					1,725
Other sorts	60				479	118				9,806
Other sorts of chemicals value					—	66			222	21,046
<b>Total Chemicals and chemical preparations</b>					—	182			222	75,372

NOTE—The sterling figures have been converted at the rate of £10=£1 for 1918-20 and 1920-21, and £15=£1 for earlier years.  
 (a) Separately recorded from April, 1918  
 (b) " " " " " " 1919  
 (c) " " " " " " 1920

ARTICLES	QUANTITY					VALUE				
	1916-17	1917-18	1918-19	1919-20	1920-21	1916-17	1917-18	1918-19	1919-20	1920-21
<b>CLOCKS AND WATCHES, AND PARTS THEREOF—</b>						£	£	£	£	£
Clocks and time-pieces no.	69	234	..	..	5,793	82	148	..	..	6,345
Parts of clocks and watches value	—	—	—	—	—	..	..	..	..	842
Total Clocks and watches and parts thereof	—	—	—	—	—	82	148	..	..	7,187
<b>CORDAGE AND ROPE OF VEGETABLE FIBRE (excluding JUTE AND COTTON) cwt</b>	..	..	..	..	241	..	..	..	..	5,461
<b>CUTLERY value</b>	—	—	—	—	—	379	..	..	1,835	76,100
<b>CYCLES (other than MOTOR CYCLES), AND PARTS THEREOF—</b>										
Cycles, imported entire or in sections no.	..	..	..	..	1,140	..	..	..	..	9,315
Parts of cycles and accessories (excluding rubber tyres) value	—	—	—	—	—	..	..	..	..	6,168
Total Cycles (other than motor cycles), and parts thereof and accessories	—	—	—	—	—	..	..	..	..	15,483
<b>DRUGS AND MEDICINES (excluding CHEMICALS AND NARCOTICS)—</b>										
Aloes cwt	..	..	..	..	1,997	..	..	..	..	7,096
Proprietary and patent medicines value	—	—	—	—	—	38	..	..	..	18,572
Quinine salts lbs	..	..	..	..	358	..	..	..	..	1,198
Other sorts of drugs and medicines value	—	—	—	—	—	88	..	..	288	46,402
Total Drugs and Medicines	—	—	—	—	—	121	..	..	288	67,858
<b>DYING AND TANNING SUBSTANCES—</b>										
<b>Dyes obtained from coal tar—</b>										
Alizarine lbs	..	..	..	89,600	2,061,993	..	..	..	7,510	408,366
Aniline ..	3,927	..	..	830	1,501,108	968	..	..	497	761,304
Total Dyes obtained from coal tar	3,927	..	..	90,430	3,653,101	968	..	..	8,007	1,169,670
Indigo, synthetic cwt	..	..	..	..	594	..	..	..	..	33,736
Other sorts (excluding lac-dye) ..	8	..	..	..	..	44	..	..	..	..
Total Dyeing and Tanning substances value	—	—	—	—	—	1,012	..	..	8,007	1,208,406
<b>EARthenWARE AND PORCELAIN (excluding PIPES OF EARthenWARE)</b>	—	—	—	—	—	191	109	30	..	11,382
<b>FINewORKS lbs</b>	—	—	—	—	141,482	458	..	..	..	18,822
<b>FURNITURE AND CABINET-WARE—</b>										
Bedsteads value	—	—	—	—	—	..	..	..	..	643
Furniture of wood (other than bedsteads)	—	—	—	—	—	..	82	..	..	2,157
Furniture of other materials (other than bedsteads)	—	—	—	—	—	104	31	..	1	3,438
Mouldings	—	—	—	—	—	178	..	..	..	6,871
Total Furniture and Cabinet-ware	—	—	—	—	—	282	120	..	1	13,109
<b>GLASS AND GLASSWARE—</b>										
Bangles	—	—	—	—	—	..	..	..	..	94,547
Beads and false pearls cwt	5	..	..	..	1,272	37	12	..	..	42,384
Bottles and phials gross	1,436	..	..	71	10,821	265	..	..	140	36,446
Funnels, globes, and glass parts of lamps value	—	—	—	—	—	272	1	..	161	5,532
Scientific glassware (a)	—	—	—	—	—	..	..	..	..	8,755
Sheet and plate supl. feet	10,150	..	..	..	55,750	59	..	..	..	2,053
Tableware (including decanters, tumblers, etc.) value	—	—	—	—	—	35	..	..	..	3,192
Other glassware	—	—	—	—	—	387	43	..	..	14,333
Total Glass and Glassware	—	—	—	—	—	1,055	56	..	301	208,242

NOTE—The sterling figures have been converted at the rate of R10=£1 for 1919-20 and 1920-21, and R15=£1 for earlier years (a) Separately recorded from April, 1919

No. 13—continued

## GERMANY—continued

## IMPORTS THEREFROM—continued

ARTICLES	QUANTITY					VALUE				
	1916-17	1917-18	1918-19	1919-20	1920-21	1916-17	1917-18	1918-19	1919-20	1920-21
						£	£	£	£	£
<b>HARDWARE (excluding CUTLERY AND ELECTRO-PLATED WARE)—</b>										
Builders' hardware, such as locks, hinges, door bolts, etc. . . . value	—	—	—	—	—	175	..	..	1,697	47,000
Domestic hardware other than enamelled iron ware . . .	—	—	—	—	—	474	..	..	1,372	38,000
Enamelled ironware . . .	—	—	—	—	—	538	20	..	831	14,997
Gas mantles (a) . . .	—	—	—	—	—	—	—	—	—	11,657
Implements and tools other than agricultural implements and machine tools . . .	—	—	—	—	—	84	..	..	87	32,308
Lamps, metal . . . no.	7,154	184	..	425	1,11,097	468	62	..	198	28,846
Parts of lamps other than glass . . . value	—	—	—	—	—	98	..	..	..	12,384
Safes and strong boxes of metal . . . no.	..	..	..	..	286	..	..	..	..	5,682
Stoves (b) . . .	—	—	—	—	8,672	—	—	—	—	7,088
Other sorts . . . value	—	—	—	—	—	2,041	51	..	1,838	1,02,974
<b>Total Hardware (excluding Cutlery and Electro-plated ware)</b> . . .	—	—	—	—	—	8,878	118	..	5,070	2,91,098
<b>INSTRUMENTS, APPARATUS, AND APPLIANCES, AND PARTS THEREOF—</b>										
<b>Electrical, including telegraph and telephone apparatus not being machinery—</b>										
Electric fans and parts thereof . . . value	—	—	—	—	—	..	..	..	..	528
Electric lamps and parts thereof—										
Electric lamps (a) . . .	—	—	—	—	—	—	—	—	—	1,788
Other sorts . . .	—	—	—	—	—	24	..	16	..	2,018
Electric lighting accessories and fittings (including switches) (b) . . .	—	—	—	—	—	—	—	—	—	2,679
Other sorts . . .	—	—	—	—	—	55	434	..	..	12,288
<b>Musical—</b>										
Pianos and Piano-players, complete . . . no.	..	..	..	2	122	..	..	..	108	16,210
Talking machines and accessories—										
Talking machines . . .	80	..	..	..	581	94	..	..	..	1,921
Records . . .	..	..	..	..	12,723	..	..	..	..	1,668
Accessories . . . value	—	—	—	—	—	..	..	..	..	277
Other sorts including parts of musical instruments . . .	—	—	—	—	—	101	55	..	129	23,420
Optical . . .	—	—	—	—	—	..	..	..	..	2,372
Photographic . . .	—	—	—	—	—	..	..	..	..	1,633
Scientific and philosophical . . .	—	—	—	—	—	..	..	..	..	8,926
Surgical . . .	—	—	—	—	—	..	..	..	..	4,198
Other kinds . . .	—	—	—	—	—	271	..	..	..	1,802
<b>Total Instruments, Apparatus, and Appliances, and parts thereof</b> . . .	—	—	—	—	—	545	489	15	236	61,089

NOTE.—The sterling figures have been converted at the rate of 2010=21 for 1919-20 and 1920-21, and 215=21 for earlier years.  
 (a) Separately recorded from April, 1919  
 (b) " " " " April, 1920



No. 13—continued  
GERMANY—continued

IMPORTS THEREFROM—continued

ARTICLES	QUANTITY					VALUE				
	1916-17	1917-18	1918-19	1919-20	1920-21	1916-17	1917-18	1918-19	1919-20	1920-21
<b>IVORY—</b>						£	£	£	£	£
Unmanufactured . . . . . lbs	..	..	..	..	3,148	..	..	..	..	3,195
<b>JEWELLERY (excluding IMITATION JEWELLERY AND PRECIOUS STONES AND PEARLS, UNSET) ALSO PLATE OF GOLD AND SILVER—</b>										
Jewellery . . . . . value	—	—	—	—	—	280	..	..	..	7,699
Plate of gold and silver . .	—	—	—	—	—	..	..	..	..	604
<b>LEATHER—</b>										
Skins, tanned or dressed <span style="font-size: small;">{ tons = no.</span>	..	..	..	..	..	..	..	..	..	468
Unwrought . . . . . cwts	..	..	..	..	4	..	..	..	..	1,932
Manufactures (excluding boots and shoes and belting for machinery)—										
Bags and trunks . . . . . value	—	—	—	—	—	..	..	..	..	1,185
Other sorts . . . . . "	—	—	—	—	—	64	..	..	..	1,411
<b>Total Leather . . . . . "</b>	—	—	—	—	—	64	..	..	..	4,996
<b>LIQUORS (including METHYLATED AND PERFUMED SPIRITS—</b>										
<b>Ale, beer, and porters—</b>										
<b>Ale and beer—</b>										
In bottle . . . . . gals	7,697	..	..	..	1,12,373	767	..	..	..	50,498
In bulk . . . . . "	..	..	..	..	702	..	..	..	..	268
<b>Spirit—</b>										
Brandy . . . . . "	426	..	..	..	1,608	504	..	..	..	1,956
Rum . . . . . "	..	..	..	..	100	..	..	..	..	122
Whisky . . . . . "	26	..	..	..	397	6	..	..	..	535
Spirit, present in drugs, medicines, or chemicals . . . . . "	20	..	..	..	878	58	..	..	..	1,463
Spirit, perfumed . . . . . "	..	..	..	..	902	..	..	..	..	6,759
Other sorts . . . . . "	1,381	..	..	..	164	421	..	..	..	342
<b>Total Spirit . . . . . "</b>	1,859	..	..	..	4,139	989	..	..	..	11,176
<b>Wines—</b>										
Port . . . . . "	22	..	..	..	1,046	11	..	..	..	1,810
Still red wines other than port . . . . . "	..	..	..	..	1,590	..	..	..	..	1,692
Other sorts including Vermouth and Ginger wine . . . . . "	..	..	..	..	892	..	..	..	..	1,876
<b>Total Wines . . . . . "</b>	22	..	..	..	3,628	11	..	..	..	4,678
<b>Total Liquors . . . . . "</b>	3,339	..	..	..	120,842	1,767	..	..	..	66,612

Note.—The sterling figures have been converted at the rate of B10=£1 for 1919-20 and 1920-21, and B15=£1 for earlier years

No. 13—continued  
 GERMANY—continued  
 IMPORTS THEREFROM—continued

ARTICLES	QUANTITY					VALUE				
	1916-17	1917-18	1918-19	1919-20	1920-21	1916-17	1917-18	1918-19	1919-20	1920-21
<b>MACHINERY AND MILLWORK—</b>						£	£	£	£	£
Prime-movers (other than electrical)—										
Other than Locomotives—										
Oil engines (a) . . . value	—	—	—	—	—	—	—	—	—	4,381
Steam engines (a) . . . "	—	—	—	—	—	—	—	—	—	9,093
Others (a) . . . "	—	—	—	—	—	—	—	—	—	188
Electrical machinery of all kinds, not including instruments, apparatus, and appliances, and parts thereof . . . "	—	—	—	—	—	..	..	..	..	679
Machinery, not being prime-movers or electrical machinery—										
Machine tools (a) . . . "	—	—	—	—	—	—	—	—	—	6,314
Rice and flour mill machinery . . . "	—	—	—	—	—	..	..	..	..	113,669
Saw mill and wood working machinery . . . "	—	—	—	—	—	..	..	..	..	2,869
Sewing and knitting machines and parts thereof—										
Sewing and knitting machines . . . no.	65	..	..	..	2,215	270	..	..	..	18,829
Parts of sewing and knitting machines and accessories . . . value	—	—	—	—	—	..	..	..	..	1,295
Total Sewing and knitting machines, etc. . . "	—	—	—	—	—	270	..	..	..	20,124
Textile machinery—										
Cotton . . . "	—	—	—	—	—	3	..	..	..	631
Jute . . . "	—	—	—	—	—	397	..	..	..	..
Other sorts . . . "	—	—	—	—	—	..	..	..	..	129
Total Textile machinery . . . "	—	—	—	—	—	399	..	..	..	760
Typewriters—										
Typewriters . . . no.	—	—	—	—	18	..	..	..	..	3,163
Other sorts of machinery (excluding printing machinery) . . . "	—	—	—	—	—	..	..	..	..	10,624
Total Machinery and Mill-work . . . "	—	—	—	—	—	669	..	..	..	171,064
<b>MARCBLES—</b>										
Artificial and mineral . . . tons	31	..	..	..	21	317	..	..	..	724
<b>MARCBLES—</b>										
Safety . . . gross of boxes	1,289	..	..	..	1,750	56	..	..	..	975
Other sorts . . . "	3,750	..	..	..	32,500	302	..	..	..	6,934
<b>METALS AND ORES—</b>										
Aluminium—										
Wrought—										
Circles (a) . . . cwt	—	—	—	—	2,335	—	—	—	—	44,306
Sheets (a) . . . "	3	..	..	..	309	32	4	..	..	5,497
Other manufactures (a) . . . "	—	—	—	—	36	—	—	—	—	1,339

NOTE.—The sterling figures have been converted at the rate of £10=£1 for 1919-20 and 1920-21, and £15=£1 for earlier years  
 (a) Separately recorded from April, 1920



No. 13—continued

GERMANY—continued  
IMPORTS THEREFROM—continued

ARTICLES	QUANTITY					VALUE				
	1916-17	1917-18	1918-19	1919-20	1920-21	1916-17	1917-18	1918-19	1919-20	1920-21
<b>METALS AND ORES—concluded</b>										
Zinc or spelter—						£	£	£	£	£
Unwrought . . . cwt	..	..	..	1	508	..	..	..	2	1,003
Wrought or manufactured . . "	..	..	..	..	253	..	..	..	..	1,033
Total Zinc or Spelter . . "	..	..	..	1	761	..	..	..	2	2,036
Metals, unenumerated . . "	..	5	..	..	..	..	119	..	..	1,119
Total Metals (excluding Ores) . . tons	590	1	..	879	10,232	8,444	208	..	22,543	864,058
<b>MOTOR CARS, MOTOR CYCLES, MOTOR WAGONS AND PARTS THEREOF—</b>										
Motor cars . . . no.	..	..	..	..	42	..	..	..	..	82,878
Motor cycles . . . "	..	..	..	..	8	..	..	..	..	726
Motor wagons . . . "	..	..	..	..	54	..	..	..	..	40,327
Parts of motor cars and motor cycles and accessories (excluding rubber tyres) . . . value	—	—	—	—	—	..	..	..	..	24,310
<b>OILS—</b>										
Essential . . . gals.	18	..	..	23	452	54	..	..	80	2,459
Mineral—										
Lubricating oils . . "	..	..	..	..	373	..	..	..	..	100
Other kinds . . . "	76,051	..	..	..	..	5,937	..	..	..	..
Other kinds of oils . . "	..	..	..	..	164	..	..	..	..	18
Total Oil <sup>s</sup> . . . "	76,067	..	..	23	989	6,041	..	..	80	2,625
OIL-CLOTH AND FLOOR-CLOTH . . . sq. yards	1,750	..	..	..	5,933	18	..	..	..	1,235
<b>PAINTS AND PAINTERS' MATERIALS—</b>										
Paints and Colours—										
White and red lead—										
Red Lead . . . cwt					250					632
Zinc, white—				200	488				812	1,816
Reduced moist . . . "					322					5,316
Blue paint or Paris blue . . . "				72	1,536	222	..	..	621	20,550
Other sorts . . . "	147	..	..	..	..	..	..	..	..	..
Painters' materials (other than paints and colours) . . . value	—	—	—	—	—	19	..	..	..	1,407
Total Paints and Painters' materials . . . "	—	—	—	—	—	241	..	..	1,333	29,721
<b>PAPER AND PAPERBOARD—</b>										
Paper—										
Packing paper . . . cwt	257	..	..	..	2,957	185	..	..	..	12,768
Printing paper . . . "	564	..	..	..	19,589	511	..	..	..	62,782
Writing paper and envelopes . . . value	—	—	—	—	—	164	199	..	..	45,170
Other kinds of paper cwt	618	..	..	..	6,708	550	1	..	..	51,564
Paper manufactures (a) . . . value	—	—	—	—	—	—	—	..	..	2,870
Pasteboard, millboard, and cardboard of all kinds . . . "	872	..	..	..	2,315	380	..	..	..	11,822
Total Paper and Pasteboard . . . value	—	—	—	—	—	1,761	200	..	..	126,084
PAPER MAKING MATERIALS . . . cwt	3,200	281	..	600	—	1,429	806	..	706	—
Pulp of wood . . . "	..	..	..	..	35,647	..	..	..	..	118,688

NOTE.—The sterling figures have been converted at the rate of £10=£1 for 1919-20 and 1920-21, and £15=£1 for earlier years  
a) Separately recorded from April, 1918

No. 13—continued

GERMANY—continued

IMPORTS THEREFROM—continued

ARTICLES	QUANTITY					VALUE				
	1916-17	1917-18	1918-19	1919-20	1920-21	1916-17	1917-18	1918-19	1919-20	1920-21
						£	£	£	£	£
POLISHES . . . . . value	—	—	—	—	—	25	..	..	18	953
PRINTING AND LITHO- GRAPHING MACHINERY AND MATERIALS (ex- cluding PAPER)—										
Printing and Lithograph- ing presses . . . . .	—	—	—	—	—	18	..	..	..	1,687
Other materials . . . . .	—	—	—	—	—	..	..	..	..	12,328
PRINTS, REGRAVINGS, AND PICTURES . . . . .	—	—	—	—	—	..	..	..	130	3,252
PROVISIONS AND OILMAN'S STORES including FISH AND FRUITS AND VEGE- TABLES, CANNED OR BOTTLED . . . . .	—	—	—	—	—	39	..	..	..	1,724
RUBBER—										
Manufactures—										
Tyres for motor cars and motor cycles . . . . .	..	..	..	..	801	..	..	..	..	4,015
Tubes for motor tyres . . . . .	..	..	..	..	840	..	..	..	..	1,295
Other manufactures ex- cept apparel and boots and shoes . . . . .	..	..	..	..	..	..	..	..	..	..
Total Rubber manufac- tures . . . . .	..	..	..	..	..	80	..	..	..	8,981
						30	..	..	..	14,291
SALT . . . . . tons	..	..	..	..	..	..	..	..	..	..
SEEDS . . . . .	..	..	..	..	101,165	..	..	..	..	349,831
SMOKERS' REQUISITES (excluding TOBACCO) . . . . . value	..	..	..	..	12	..	..	..	..	493
						2	114	..	..	611
SOAP—										
Toilet soap . . . . . cwts	..	..	..	..	..	..	..	..	..	..
Other sorts . . . . .	..	..	..	..	1	..	..	..	..	72
Total Soap . . . . .	..	..	..	..	..	..	..	..	..	2
					1	..	..	..	..	74

NOTE.—The sterling figures have been converted at the rate of R 10=£1 for 1919-20 and 1920-21 and R 15=£1 for earlier years

No. 13—continued  
 GERMANY—continued  
 IMPORTS THEREFROM—continued

ARTICLES	QUANTITY					VALUE				
	1916-17	1917-18	1918-19	1919-20	1920-21	1916-17	1917-18	1918-19	1919-20	1920-21
<b>SUGAR AND FARINA—</b>										
Farina and potato flour (a) cwts	—	—	..	..	397	—	—	..	..	854
STATIONERY (excluding PAPER) . . . value	—	—	—	—	—	293	41	..	2	83,594
<b>SUGAR—</b>										
Sugar, 16 Dutch Standard and above . . . tons	..	..	..	..	99	..	..	..	..	6,019
Saccharin . . . lbs	..	..	..	..	5,167	..	..	..	..	7,158
Other sorts . . . tons	..	..	..	..	..	16	..	..	..	..
Total Sugar . . . "	..	..	..	..	99	16	..	..	..	13,777
<b>TEXTILES—</b>										
<b>Cotton—</b>										
<b>Manufactures—</b>										
Twist and yarn . . . lbs	24,868	..	..	..	..	2,008	..	..	..	..
Blankets . . . "	59,977	10,195	1,850	766	189,466	3,040	1,015	89	31	18,191
Handkerchiefs and towels in the piece . . . pc.	6,710	..	..	..	30	1,087	..	..	..	8
<b>Hosiery—</b>										
Underwear (b) . . . value	—	—	—	—	—	806	599	..	..	6,065
Other sorts (b) . . . "	—	—	—	—	—	..	..	..	..	11,176
Lace and patent net . . . yards	..	..	410	..	1,313	..	..	20	..	309
<b>Piece goods—</b>										
<b>White (bleached)—</b>										
Dhatis, saris and scarves . . . "	..	..	..	..	8,050	..	..	..	..	1,576
Unspecified descriptions . . . "	..	..	..	..	2,400	..	..	..	..	153
Coloured, printed, or dyed . . . "	24,635	23,100	..	..	..	994	849	..	..	—
Dyed goods (a) . . . "	—	—	—	—	64,090	—	—	—	—	19,006
<b>Woven coloured goods—</b>										
Saris and scarves . . . "	—	—	—	—	35,647	—	—	—	—	5,325
Unspecified descriptions . . . "	—	—	—	—	99,077	..	..	..	..	35,491
Thread, sewing . . . lbs	445	..	..	..	..	40	..	..	..	..
Other sorts of manufactures . . . value	—	—	—	—	—	141	..	..	..	1,470
Total Cotton manufactures (including twist and yarn) "	—	—	—	—	—	8,125	2,462	108	31	98,330
<b>Flax manufactures (including twist and yarn) . . . "</b>										
..	—	—	—	—	—	..	..	..	..	759
<b>Haberdashery and Millinery—</b>										
Lace and embroidery (b) . . . "	—	—	—	—	—	1,782	600	..	45	12,655
Other sorts (b) . . . "	—	—	—	—	—	..	..	..	..	55,504

NOTE.—The sterling figures have been converted at the rate of £10=£1 for 1919-20 and 1920-21, and £15=£1 for earlier years  
 (a) Separately recorded from April, 1918  
 (b) " " " " " 1920

ARTICLES	QUANTITY					VALUE				
	1916-17	1917-18	1918-19	1919-20	1920-21	1916-17	1917-18	1918-19	1919-20	1920-21
						£	£	£	£	£
<b>TEXTILES—continued</b>										
<b>Silk—</b>										
<b>Manufactures—</b>										
Goods of silk mixed with other materials yards	..	..	..	..	4,15,182	..	..	..	..	160,058
Piece goods . . . "	..	..	..	..	12,909	..	..	..	..	5,858
Other sorts . . . value	—	—	—	—	—	..	..	..	..	9
<b>Total Silk manufactures (including silk yarn, etc.) . . . value</b>	—	—	—	—	—	..	..	..	..	166,225
<b>Wool—</b>										
<b>Manufactures—</b>										
Yarn and knitting wool . . . lbs	1,165	1,458	..	..	57,957	188	421	..	..	67,448
Carpets and rugs . . "	850	..	..	..	88	21	..	..	..	42
Hosiery . . . "	24	500	..	..	1,297	23	154	..	..	2,507
Piece goods . . . yards	3,004	2,680	..	..	37,779	225	511	..	..	13,577
Shawls . . . no.	89,898	200	..	1,300	1,287	9,344	58	..	816	1,368
Other sorts . . . lbs	170	..	..	..	8,078	32	..	..	..	4,660
<b>Total Woollen manufactures (including yarn and knitting wool) . . . value</b>	—	—	—	—	—	9,833	1,189	..	816	89,597
<b>TOBACCO . . . lbs</b>	1,352	..	..	..	2,182	160	..	..	..	380
<b>TOILET REQUISITES (NOT SPECIFIED ELSEWHERE) value</b>	—	—	—	—	—	170	21	..	..	3,599
<b>TOYS AND REQUISITES FOR GAMES AND SPORTS, including FISHING TACKLE—</b>										
Toys . . . . . value	—	—	—	—	—	567	300	..	110	42,191
Requisites for games and sports (including firearms, etc.)—	—	—	—	—	—	9	..	..	..	1,551
Playing cards . . "	—	—	—	—	—	20	..	..	..	3,167
Othersorts . . . "	—	—	—	—	—	..	..	..	..	..
<b>Total Toys and requisites, for games and sports . .</b>	—	—	—	—	—	596	300	..	110	46,909
<b>UMBRELLAS AND UMBRELLA FITTINGS—</b>										
Umbrella-fittings . . . value	—	—	—	—	—	163	..	..	267	12,122
<b>WOOD AND TIMBER . . "</b>	—	—	—	—	—	43	..	..	3	599
<b>ARTICLES IMPORTED BY POST . .</b>	—	—	—	—	—	..	..	..	..	890
<b>ALL OTHER ARTICLES OF MERCHANDISE . . . "</b>	—	—	—	—	—	426	140	..	6	6,639
<b>GRAND TOTAL . . . "</b>	—	—	—	—	—	51,873	7,156	153	49,176	4,747,919

NOTE.—The sterling figures have been converted at the rate of \$10=£1 for 1919-20 and 1920-21, and \$15=£1 for earlier years

## No. 13—continued

## GERMANY—continued

## EXPORTS THEREOF

## INDIAN MERCHANDISE

ARTICLES	QUANTITY					VALUE				
	1916-17	1917-18	1918-19	1919-20	1920-21	1916-17	1917-18	1918-19	1919-20	1920-21
Building and Engineering materials . . . value	—	—	—	—	—	—	—	—	—	1,800
Cassia (a) . . . cwts	—	—	—	—	190	—	—	—	—	522
COFFEE . . . "	—	—	—	228	793	—	—	—	1,854	4,000
Coir, manufactured . . . tons	—	—	—	—	1,644	—	—	—	—	46,206
DRUGS AND MEDICINES (EXCLUDING CHEMICALS AND NARCOTICS) . . . value	—	—	—	—	—	—	—	—	2,035	1,547
DYEING AND TANNING SUBSTANCES—										
Myrobalans . . . cwts.	—	—	—	7,157	55,480	—	—	—	6,557	21,064
Myrobalan extract (b) . . . "	—	—	—	—	619	—	—	—	—	1,083
FIBRE FOR BRUSHES AND BROOMS . . . tons	—	—	—	55	187	—	—	—	2,382	6,669
Fodder, Bran and Pollards (excluding oil-cake)—										
Bran and Pollards . . . tons	—	—	—	—	1,425	—	—	—	—	10,369
Rice meal (a) . . . cwts	—	—	—	—	4,018	—	—	—	—	1,450
Grain, Pulse and Flour—										
Beans (c) . . . tons	—	—	—	—	9,600	—	—	—	—	122,800
Rice not in the husk—										
Cleaned rice (a) . . . tons	—	—	—	—	44,701	—	—	—	—	692,939
Broken cleaned rice (a) . . . "	—	—	—	—	6,077	—	—	—	—	85,830
Other sorts (a) . . . "	—	—	—	—	517	—	—	—	—	7,704
Total rice not in the husk . . . "	—	—	—	—	51,295	—	—	—	—	786,473
Wheat . . . "	—	—	—	—	27,700	—	—	—	—	484,812
Gums and Resins . . . cwts	—	—	—	—	431	—	—	—	—	1,759
HIDES AND SKINS, RAW—										
Hides, raw—										
Buffalo hides { tons . . . 2 } 445	—	—	—	—	—	—	—	—	—	—
—do. { =no. . . =198 } =58,374	—	—	—	—	—	—	—	—	—	84
—do. { =no. . . =64 } =2,157	—	—	—	—	—	—	—	—	—	—
Cow hides { tons . . . =12,800 } =692,636	—	—	—	—	—	—	—	—	—	5,221
—do. { =no. . . =1 } =70	—	—	—	—	—	—	—	—	—	—
Calf skins { tons . . . =875 } =21,178	—	—	—	—	—	—	—	—	—	60
—do. { =no. . . =1 } =70	—	—	—	—	—	—	—	—	—	—
Total Hides, raw { tons . . . =67 } =2,672	—	—	—	—	—	—	—	—	—	5,965
—do. { =no. . . =14,378 } =748,188	—	—	—	—	—	—	—	—	—	369,235
Skins, raw—										
Goat skins { tons . . . =60 } =10,965	—	—	—	—	—	—	—	—	—	—
—do. { =no. . . =69,790 } =819	—	—	—	—	—	—	—	—	—	—
Sheep skins { tons . . . =8 } =819	—	—	—	—	—	—	—	—	—	—
—do. { =no. . . =8,500 } =819	—	—	—	—	—	—	—	—	—	—
LAC—										
Button . . . cwts	—	—	—	—	22	—	—	—	—	875
Shell . . . "	—	—	—	292	2,182	—	—	—	6,220	50,700
Other kinds (excluding lacdye) . . . "	—	—	—	110	1,841	—	—	—	495	5,881
Total Lac . . . "	—	—	—	402	4,045	—	—	—	6,815	57,206

NOTE.—The sterling figures have been converted at the rate of £10=21 for 1919-20 and 1920-21, and £15=21 for earlier years.

(a) Separately recorded from April 1919  
 (b) 1920.  
 (c) 1918.



No. 13—continued  
 GERMANY—continued  
 EXPORTS THEREOF—continued

ARTICLES	QUANTITY					VALUE				
	1916-17	1917-18	1918-19	1919-20	1920-21	1916-17	1917-18	1918-19	1919-20	1920-21
<b>LEATHERS—</b>										
Hides, tanned or dressed—										
Cow hides	tons	..	..	..	6	..	..	..	..	1,640
	=no.	..	..	..	1,698	..	..	..	..	..
Skins, tanned or dressed—										
Goat skins	tons	..	..	..	1	..	..	..	..	865
	=no.	..	..	..	—3,011	..	..	..	..	..
Sheep skins	tons	..	..	..	12	..	..	..	..	9,725
	=no.	..	..	..	—40,219	..	..	..	..	..
Other skins	tons	..	..	..	—	..	..	..	..	109
	=no.	..	..	..	—1,104	..	..	..	..	..
Total skins, tanned or dressed	tons	..	..	..	13	..	..	..	..	10,609
	=no.	..	..	..	—44,834	..	..	..	..	..
<b>MANURES—</b>										
Bones, crushed (a)	tons	..	..	..	6,020	..	..	..	..	64,249
„ uncrushed (a)	„	..	..	..	713	..	..	..	..	8,552
Bonemeal (a)	„	..	..	..	416	..	..	..	..	4,901
Total bones	„	..	..	..	8,049	..	..	..	..	77,702
<b>METALS AND ORES—</b>										
MANGANESE ORE	tons	..	..	..	1,500	..	..	..	..	3,713
<b>MICA—</b>										
Mica block (a)	cwts	..	..	..	179	..	..	..	..	3,494
„ splittings (a)	„	..	..	..	1,843	..	..	..	..	7,208
Total Mica	„	..	..	..	2,022	..	..	..	..	10,702
<b>OILS—</b>										
Essential	gals	..	..	..	3,752	..	..	..	..	15,495
Vegetable, non-essential	„	..	..	..	4,852	..	..	..	..	1,611
Paraffin Wax	tons	..	..	..	20	..	..	..	..	910
<b>SEEDS—</b>										
Oil-seeds—										
Essential—										
Ajama	tons	..	..	..	60	..	..	..	..	1,440
Ajwan	„	..	..	..	75	..	..	..	..	1,200
Non-essential—										
Cotton	„	..	..	..	100	..	..	..	..	1,800
Groundnuts	„	..	..	..	3,002	..	..	..	..	41,044
Linseed	„	..	..	1,523	1,215	..	..	..	57,604	33,745
Rape	„	..	..	..	24,182	..	..	..	..	701,216
SPICES	cwts	..	..	364	613	..	..	..	1,491	2,592
<b>TEXTILES—</b>										
Cotton—										
Raw	tons	..	..	8,680	35,959	..	..	..	1,104,419	3,436,313
Waste (b)	cwts	..	..	19,394	27,372	..	..	..	47,217	55,336
Kapok	„	..	..	..	294	..	..	..	..	1,050
Twist and yarn	lbs	..	..	22,400	35,200	..	..	..	3,000	3,465
Hemp (chiefly raw)—										
Raw	cwts	..	..	3,474	7,618	..	..	..	8,090	18,500
Jute—										
Raw	tons	..	..	3,609	72,065	..	..	..	138,258	3,372,545
Wool—										
Carpets and rugs	lbs	..	..	..	5,754	..	..	..	..	2,877
Wood and Timber—										
Teak wood	cubic tons	..	..	..	1,499	..	..	..	..	45,830
<b>ALL OTHER ARTICLES OF MERCHANDISE</b>										
	value	..	..	..	..	..	..	..	168	13,063
<b>GRAND TOTAL</b>		..	..	..	..	..	..	..	1,385,855	8,870,033

NOTE.—The sterling figures have been converted at the rate of R10=£1 for 1919-20 and 1920-21, and R15=£1 for earlier years  
 (a) Separately recorded from April 1920  
 (b) .. .. .. December 1918

No. 13—continued  
GERMANY—concluded  
EXPORTS THERE TO—concluded

## FOREIGN MERCHANDISE

ARTICLES	QUANTITY					VALUE				
	1916-17	1917-18	1918-19	1919-20	1920-21	1916-17	1917-18	1918-19	1919-20	1920-21
APPAREL (excluding HOSIERY AND BOOTS AND SHOES) . value	—	—	—	—	—	£	£	£	£	£
CHEMICALS AND CHEMICAL PREPARATIONS (excluding CHEMICAL MANURES AND MEDICINES) . "	—	—	—	—	—	..	..	..	400	5,900
FRUITS AND VEGETABLES . "	—	—	—	—	—	..	..	..	720	..
GUMS AND RESINS . . cwt.	..	..	..	..	468	..	..	..	..	4,701
INSTRUMENTS, APPARATUS, AND APPLIANCES AND PARTS THEREOF . value	—	—	—	—	—	..	..	..	..	508
SUGAR, 16 DUTCH STANDARD AND ABOVE . . tons	..	..	..	..	100	..	..	..	..	9,068
Textiles—										
Wool—										
Manufactures . value	—	—	—	—	—	..	..	..	..	510
ALL OTHER ARTICLES OF MERCHANDISE . "	—	—	—	—	—	..	..	..	..	2,563
GRAND TOTAL . "	—	—	—	—	—	..	..	..	1,120	24,300
GRAND TOTAL OF INDIAN AND FOREIGN MERCHANDISE . "	—	—	—	—	—	..	..	..	1,380,075	5,824,342

HOLLAND  
IMPORTS THEREFROM

ARTICLES	QUANTITY					VALUE				
	1916-17	1917-18	1918-19	1919-20	1920-21	1916-17	1917-18	1918-19	1919-20	1920-21
APPAREL (excluding HOSIERY AND BOOTS AND SHOES) . value	—	—	—	—	—	£	£	£	£	£
ASBESTOS—										
Raw . . cwt.	..	..	..	..	..	..	368	..	1,305	2,215
BRUZZING FOR MACHINERY of leather . value	—	—	—	—	—	1,595	2,200	527	270	15,661
BUILDING AND ENGINEERING MATERIALS other than OF IRON, STEEL, OR WOOD—										
Tiles . . No.	54,748	15,431	..	24,048	304,850	721	642	..	630	10,065
Other kinds . value	—	—	—	—	—	..	..	..	419	829
Other kinds . value	—	—	—	—	—	..	..	..	517	1,455
BUTTONS OF ALL SORTS . "										
CARRIAGES AND CARTS (excluding RAILWAY CARRIAGES), AND PARTS THEREOF—										
Carrriages and carts . No.	..	..	..	..	60	..	..	..	..	1,406
Parts of carriages and carts (excluding rubber tyres) . value	—	—	—	—	—	..	..	..	..	2,318
Total Carriages and Carts, etc. . "	—	—	—	—	—	..	..	..	..	3,721
CHEMICALS AND CHEMICAL PREPARATIONS (excluding CHEMICAL MANURES AND MEDICINES)—										
Acids . . cwt.	60	..	..	196	419	624	..	..	1,153	3,765
Alum (a) . . "	—	—	..	1,273	194	—	—	..	1,562	274
Magnesium compounds—										
Chloride (b) . . "	—	—	..	..	4,150	..	..	..	..	5,216
Soda compounds . . "	..	..	..	..	245	..	..	..	..	5,102
Other sorts of chemicals . value	—	—	—	—	—	1,773	..	..	1,145	2,940
Total Chemicals and chemical preparations, etc. . "	—	—	—	—	—	2,307	..	..	3,861	17,363
CUTLERY . . "	—	—	—	—	—	..	..	..	2,923	7,484

NOTE—The sterling figures have been converted at the rate of £10=£1 for 1919-20 and 1920-21, and £15=£1 for earlier years  
(a) Separately recorded from April, 1918  
(b) " " " " April, 1919

ARTICLES	QUANTITY					VALUE				
	1916-17	1917-18	1918-19	1919-20	1920-21	1916-17	1917-18	1918-19	1919-20	1920-21
						£	£	£	£	£
CYCLES (other than MOTOR CYCLES) AND PARTS THEREOF AND ACCESSORIES . . . value	—	—	—	—	—	..	..	..	.10	1,765
DRUGS AND MEDICINES (excluding CHEMICALS AND NARCOTICS) . . . "	—	—	—	—	—	208	121	..	65 0	4,053
DYING AND TANNING SUBSTANCES—										
Dyes obtained from coal tar—										
Alizarine . . . lbs.	..	..	..	..	572,662	..	..	..	..	121,920
Aniline . . . "	..	..	..	..	43,360	..	..	..	..	31,800
Others . . . "	..	..	..	..	924	..	..	..	..	1,204
Total Dyes obtained from Coal tar . . . "	..	..	..	..	616,946	..	..	..	..	155,014
EARTHENWARE AND PORCELAIN (excluding PIPES OF EARTHENWARE) . . . value	—	—	—	—	—	27,290	10,553	3,783	25,637	33,613
FURNITURE AND CABINET-WARE . . . "	—	—	—	—	—	..	1	..	59	2,223
GLASS AND GLASSWARE—										
Bangles . . . "	—	—	—	—	—	..	..	..	5,726	2,464
Bottles and Phials . . . gross	26	..	14	109	584	51	..	2	721	2,369
Tableware (including decanters, tumblers, etc.) . . . value	—	—	—	—	—	985	321	31	11	5,066
Other glassware . . . "	—	—	—	—	—	3,032	4,254	1,518	1,978	6,623
Total Glass and Glassware . . . "	—	—	—	—	—	4,068	4,575	1,551	8,436	10,522
HARDWARE excluding CUTLERY AND ELECTRO-PLATED WARE—										
Bulldozers' hardware, such as locks, hinges, door bolts, etc. . . value	—	—	—	—	—	35	..	..	1,032	4,046
Domestic hardware, other than enamelled ironware . . . "	—	—	—	—	—	..	..	..	38	2,434
Enamelled ironware . . . "	—	—	—	—	—	426	1,054	13	18	3,326
Implements and tools other than agricultural implements and machine tools . . . "	—	—	—	—	—	..	..	..	207	3,017
Lamps, metal . . . No.	..	..	..	..	2,401	..	..	..	..	1,076
Safes and strong boxes of metal . . . "	..	..	..	1	73	..	..	..	166	2,869
Stoves (a) . . . "	..	..	..	..	1,180	..	..	..	..	1,333
Other sorts . . . value	..	..	..	..	..	670	..	74	908	7,649
Total Hardware, excluding cutlery and electro-plated ware . . . "	—	—	—	—	—	1,131	1,054	87	2,450	25,750
INSTRUMENTS, APPARATUS, AND APPLIANCES, AND PARTS THEREOF—										
Electrical, including telegraph and telephone apparatus not being machinery—										
Electric fans and parts thereof . . . value	—	—	—	—	—	..	..	422	..	3,471
Electric lamps and parts thereof—										
Electrical glow lamps (b) . . . "	—	—	—	—	—	..	..	..	1,698	40,577
Other sorts . . . "	—	—	—	—	—	16,195	39,766	71,128	17,645	22,628
Electrical goods and apparatus not enumerated . . . "	—	—	—	—	—	7,431	14,400	18,640	2,130	751
Total Electrical instruments . . . "	—	—	—	—	—	23,626	54,166	89,777	21,473	73,327
Musical . . . "	—	—	—	—	—	..	..	..	177	1,667
Other kinds . . . "	—	—	—	—	—	..	..	..	823	355
Total Instruments, Apparatus and Appliances, etc. . . "	—	—	—	—	—	23,646	54,166	89,777	22,473	75,349

NOTE.—The sterling figures have been converted at the rate of R10 = £1 for 1919-20 and 1920-21, and R15 = £1 for earlier years  
 (a) Separately recorded from April, 1920  
 (b) " " " " April, 1919

## No. 13—continued

## HOLLAND—continued

## IMPORTS THEREFROM—continued

ARTICLES	QUANTITY					VALUE				
	1916-17	1917-18	1918-19	1919-20	1920-21	1916-17	1917-18	1918-19	1919-20	1920-21
IVORY—						£	£	£	£	£
Unmanufactured . . lbs.	..	..	..	..	1,568	..	..	..	..	2,100
LEATHER—										
Manufactures (excluding boots and shoes) and belting for machinery—										
Pickers (a) . . . value	—	—	—	—	—	—	—	—	1,922	4,508
Picking bands and straps (a) . . . "	—	—	—	—	—	—	—	—	1,562	5,801
Other sorts . . . "	—	—	—	—	—	44	..	12	48	184
Total Leather . . . "	—	—	—	—	—	44	..	12	3,527	10,543
LIQUORS, including METHYLATED AND PERFUMED SPIRITS—										
Ale, beer, and porter . gals.	54,279	60,082	2,187	67,619	104,912	10,450	13,963	446	25,150	47,908
Spirit—										
Brandy . . . . . "	29,233	8,164	3,802	3,072	17,834	12,861	4,788	3,151	3,016	20,358
Gin . . . . . "	20,074	5,237	3,724	7,868	14,841	7,838	3,102	4,472	7,891	15,393
Liqueurs . . . . . "	641	427	158	143	1,363	326	548	108	279	3,358
Rum . . . . . "	1,905	207	279	83	686	774	122	107	49	715
Whisky . . . . . "	4,365	4,764	2,075	2,053	5,180	1,923	2,708	2,275	1,063	4,991
Perfumed . . . . . "	20	..	..	16	246	70	..	..	50	1,868
Other sorts . . . . . "	599	383	..	141	294	814	254	..	470	1,211
Total Spirit . . . . . "	56,947	10,122	10,038	13,381	40,444	25,106	11,522	10,293	13,718	47,863
Wines . . . . . "	2,380	481	104	313	2,080	907	232	134	238	3,270
Total Liquors . . . . . "	113,506	79,656	12,329	81,318	147,436	36,463	25,617	10,878	39,156	99,038
MACHINERY AND MILLWORK—										
Prime-movers (other than electrical)—										
Other than locomotives—										
Oil-Engines (b) . . value	—	—	—	—	—	—	—	—	—	13,071
Machinery not being prime-movers or electrical machinery—										
Machine tools (b) . . . "	—	—	—	—	—	—	—	—	—	2,186
Oil crushing and refining machinery . . . "	—	—	—	—	—	..	..	..	856	3,691
Rice and flour mill machinery . . . . . "	—	—	—	—	—	..	12	..	..	4,503
Sewing and knitting machines and parts thereof . . . . . "	—	—	—	—	—	..	..	..	..	2,206
Textile machinery . . . . . "	—	—	—	—	—	3,021	2,227	961	..	1,579
Other sorts of machinery, excluding printing machinery . . . . . "	—	—	—	—	—	..	..	..	5	6,283
Total Machinery and Millwork . . . . . "	—	—	—	—	—	3,921	2,239	961	851	29,406
METALS AND ORES—										
Aluminium—										
Wrought—										
Circles (b) . . . . . cwts	..	..	..	..	1,364	..	..	..	..	27,023
Other manufactures . . . . . "	..	..	..	..	32	..	..	..	..	1,077
Total Aluminium Wrought . . . . . "	..	..	..	..	1,396	..	..	..	..	28,100
Brass, Bronze, and similar alloys and manufactures thereof—										
Unwrought . . . . . cwts	..	..	..	13,054	340	..	..	..	42,183	1,076
Wrought . . . . . "	..	..	..	2,810	26	..	..	..	7,946	966
Total Brass, Bronze, etc. . . . . "	..	..	..	15,864	366	..	..	..	50,129	2,041

NOTE.—The sterling figures have been converted at the rate of R10 = £1 for 1919-20 and 1920-21, and R15 = £1 for earlier years.

(a) Separately recorded from April, 1919

(b) " " " April, 1920

No. 13—continued  
HOLLAND—continued  
IMPORTS THEREFROM—continued

ARTICLES	QUANTITY					VALUE				
	1916-17	1917-18	1918-19	1919-20	1920-21	1916-17	1917-18	1918-19	1919-20	1920-21
<b>METALS AND ORES—continued</b>						£	£	£	£	£
<b>Iron—</b>										
<b>Manufactures—</b>										
Bars and channel . tons	..	..	..	198	40	..	..	..	5,043	1,136
Rice bowls . . . "	19	..	..	8	33	313	..	..	236	2,125
<b>Total Iron manufactures</b> ..	19	..	..	206	73	313	..	..	5,279	3,261
<b>Iron or Steel—</b>										
Hoops and strips . . . "	..	..	..	..	44	..	..	..	..	1,559
Nails, rivets and washers (excluding wire nails) . . . "	14	..	..	23	167	266	..	..	951	11,882
Pipes and fittings, cast . . . "	..	..	..	..	20	..	..	..	..	1,480
Rails, chairs and fish-plates, excluding those for railways . . . "	..	..	..	..	426	..	..	..	..	18,404
<b>Sheets and plates—</b>										
<b>Galvanised—</b>										
Corrugated (a) . . . "	—	—	—	..	50	—	—	—	..	1,723
Not galvanised or tinned . . . "	..	..	..	..	350	..	..	..	..	13,738
Tubes, pipes and fittings, wrought . . . "	..	..	..	..	378	..	..	..	..	30,978
Wire, other than fencing wire (a) . . . "	—	—	—	6	17	—	—	—	185	2,005
Wire nails (a) . . . "	—	—	—	..	192	—	—	—	..	13,095
Other manufactures of iron and steel . . . "	..	..	..	5	13	..	..	..	289	1,083
<b>Total Iron or Steel</b> . . . "	14	..	..	34	1,075	266	..	..	1,425	95,962
<b>Steel—</b>										
Angle (a) . . . "	—	—	—	..	75	—	—	—	..	2,748
Bars (a) . . . "	—	—	—	388	2,039	—	—	—	8,668	89,180
Channels (a) . . . "	—	—	—	..	20	—	—	—	..	636
<b>Total Steel</b> . . . "	—	—	—	388	3,034	—	—	—	8,668	92,564
<b>Zinc or Spelter—</b>										
Wrought or manufactured . . . cwts	180	133	..	30	1,261	768	860	..	94	6,519
Metals, unenumerated . . . "	17	..	7	674	1,048	88	..	98	1,473	6,389
<b>Total Metals (excluding ores)</b> . . . tons	43	7	..	1,456	4,086	1,435	860	98	1,418	234,827
<b>MOTOR CARS, MOTOR CYCLES, MOTOR WAGONS, AND PARTS THEREOF—</b>										
Motor cars . . . No.	..	..	..	..	6	..	..	..	..	5,862
Parts and accessories (excluding rubber tyres) . . . value	—	—	—	—	—	..	..	..	..	1,616
<b>Total Motor Cars, etc.</b> . . . "	—	—	—	—	—	..	..	..	..	7,478
<b>Oils—</b>										
Essential . . . gals.	329	16	9	58	926	1,412	77	45	361	5,569
<b>PAINTS AND PAINTERS' MATERIALS—</b>										
Paints and Colours . . . cwts	2,846	264	218	342	1,010	3,163	900	727	1,809	9,965
Painters' materials . . . value	—	—	—	—	—	851	..	..	477	2,300
<b>Total Paints and Painters' materials</b> . . . "	—	—	—	—	—	4,014	900	727	2,286	12,265
<b>PAPER AND PASTEBOARD—</b>										
<b>Paper—</b>										
Packing paper . . . cwts	624	63	..	664	5,431	865	155	..	1,304	27,081
Printing paper . . . "	2,000	109	..	514	9,151	4,041	355	..	1,275	43,284
Writing paper and envelopes . . . value	—	—	—	—	—	3,149	3,463	403	711	17,103
Other kinds of paper . . . cwts	2,020	4,161	282	123	2,776	5,911	8,689	1,737	382	13,944
Paper manufactures (b) . . . value	—	—	—	—	—	—	—	..	4	92
<b>Pasteboard, mill-board, and card-board of all kinds</b> . . . "	7,890	3,306	2,015	9,554	65,746	5,905	4,314	4,132	15,506	116,066
<b>Total Paper, and Pasteboard value</b>	—	—	—	—	—	19,931	17,006	6,271	19,182	217,520

NOTE.—The sterling figures have been converted at the rate of R10=£1 for 1919-20 and 1920-21, and R15=£1 for earlier years.  
(a) Separately recorded from April, 1919  
(b) " " " April, 1918

No. 13—continued  
 HOLLAND—continued  
 IMPORTS THEREFROM—continued

ARTICLES	QUANTITY					VALUE				
	1916-17	1917-18	1918-19	1919-20	1920-21	1916-17	1917-18	1918-19	1919-20	1920-21
<b>PAPER MAKING MATERIALS—</b>										
Pulp of wood . . . cwts	..	..	..	560	5,424	..	..	..	885	18,090
PERFUMERY not being PERFUMED SPIRIT . . . value	—	—	—	—	—	376	174	..	373	1,620
<b>PRECIOUS STONES AND PEARLS UNSET—</b>										
Precious stones, unset (c) value	—	—	—	—	—	—	—	—	..	65,009
<b>PROVISIONS AND OILMAN'S STORES including FISH AND FRUITS AND VEGE- TABLES, CANNED OR BOTTLED—</b>										
Cheese (including canned) cwts	2,983	768	..	3,145	4,875	27,754	10,077	..	42,800	94,467
Cocoa and chocolate . .	386	687	238	374	312	2,775	5,851	2,318	5,344	5,755
Milk, condensed and pre- served including milk cream . . . . .	10,014	1,499	..	349	1,766	30,314	4,034	..	1,437	11,229
Other sorts of provisions—										
Canned and bottled provisions (not spe- cified elsewhere) . . .	187	111	32	396	407	1,181	895	340	3,744	5,313
Others . . . . . value	—	—	—	—	—	256	150	..	739	588
Total Provisions and Oil- man's stores . . . . .	—	—	—	—	—	61,180	21,007	2,658	54,159	118,562
<b>SEEDS—</b>										
Essential . . . . . tons	203	180	..	224	139	8,554	11,176	..	10,861	5,516
Other sorts . . . . .	2	..	..	..	..	184	..	..	..	179
Total Seeds . . . . .	205	180	..	224	139	8,738	11,176	..	10,861	5,695
<b>STARCH AND FARINA (a) . . . cwts</b>										
Starch (b) . . . . .	119	99	..	..	..	222	237	..	..	6,827
Farina and potatoe flour (b) . .	..	..	..	2,050	9,293	..	..	..	3,746	22,269
Total Starch and Farina . . . .	119	99	..	2,050	13,718	222	267	..	3,746	29,096
<b>STATIONERY (excluding PAPER) . . . . . value</b>										
..	..	..	..	..	..	548	485	8	1,115	8,157
<b>SUGAR—</b>										
Sugar, 16 Dutch stan- dard and above . . . . . tons	..	..	..	..	1,564	6	..	..	..	116,624
Confectionery . . . . .	1	4	2	21	6	107	748	523	5,589	1,794
Saccharin . . . . . lbs.	..	..	..	100	3,110	..	..	..	123	4,410
<b>TALLOW AND STEARINE (including GHEESE AND ANIMAL FAT) . . . . . cwts</b>										
..	..	..	..	240	62	..	..	..	1,345	508
<b>TEXTILES—</b>										
<b>Cotton—</b>										
<b>Manufactures—</b>										
Twist and yarn . . . . . lbs	241,840	..	..	8,000	144,524	25,025	..	..	3,000	54,179
Blankets . . . . .	732,493	263,306	1,652	804,799	1,558,048	28,462	15,603	115	106,973	219,481
Hosiery . . . . . value	—	—	—	—	—	407	..	..	1,257	9,645
<b>Piece goods—</b>										
Grey (unbleached) . . . . . yards	5,450	..	..	171,000	41,496	100	..	..	5,917	2,246
White (bleached) . . . . .	3,351,185	2,813,732	100,783	4,033,505	5,839,025	71,392	54,351	3,083	293,308	405,899
Coloured, printed, or dyed . . . . .	11,066,185	4,503,053	1,033,111	..	..	300,773	171,586	44,073	..	..
Printed goods (c) . . . . .	..	..	..	236,458	1,870,041	..	..	..	27,108	108,782
Dyed goods (c) . . . . .	..	..	..	234,321	1,120,992	..	..	..	17,089	108,598
Woven coloured goods (c) . . . . .	..	..	..	2,708,186	4,622,264	..	..	..	233,348	486,081
Other sorts of man- ufactures . . . . . value	..	..	..	..	..	1,115	175	..	479	76
Total Cotton manufac- tures (including Twist and yarn) . . . . .	..	..	..	..	..	437,274	241,715	48,171	633,473	1,484,907
<b>Haberdashery and milli- nery—</b>										
Lace and embroidery (d) . . . . . value	..	..	..	..	..	..	..	..	..	13,496
Other sorts (d) . . . . .	..	..	..	..	..	..	..	..	..	22,061

NOTE.—The sterling figures have been converted at the rate of R10=£1 for 1919-20 and 1920-21, and R15=£1 for earlier years  
 (a) Subdivided into "Starch" and "Farina and Potatoe flour" from April 1918  
 (b) Separately reported from April, 1918  
 (c) April, 1919  
 (d) April, 1920

ARTICLES	QUANTITY					VALUE				
	1916-17	1917-18	1918-19	1919-20	1920-21	1916-17	1917-18	1918-19	1919-20	1920-21
<b>TEXTILES—continued</b>										
<b>Wool, manufactures—</b>										
Blankets (b) . . . lbs.	—	—	—	—	26,634	—	—	—	—	4,775
Piece goods . . . yards	60,083	4,641	..	30,083	130,594	7,559	883	..	11,136	63,745
Other sorts . . . value	—	—	—	—	—	..	..	..	925	90
<b>Total Woolen manufactures (including yarn and knitting wool) . . .</b>	—	—	—	—	—	7,559	883	..	12,061	68,610
<b>TOBACCO—</b>										
Unmanufactured . lbs	23,039	22,071	169	628	39,274	4,149	4,562	47	109	5,945
<b>Manufactured—</b>										
Cigars . . . . .	22,032	20,784	5,574	8,200	10,435	6,978	8,254	2,407	5,024	7,986
Cigarettes . . . . .	52	..	..	..	26,576	12	..	..	..	11,159
Tobacco for pipes and cigarettes (b) . . .	—	—	—	—	7,524	—	—	—	—	1,220
Other sorts . . . . .	8,947	..	..	22,540	..	646	..	..	2,578	..
<b>Total Tobacco . . . . .</b>	<b>64,070</b>	<b>42,855</b>	<b>5,748</b>	<b>31,377</b>	<b>83,809</b>	<b>11,785</b>	<b>12,816</b>	<b>2,454</b>	<b>7,711</b>	<b>26,309</b>
<b>TOYS AND REQUISITES FOR GAMES AND SPORTS, including Fishing tackle . . . value</b>										
	—	—	—	—	—	362	..	..	267	2,181
<b>UMBRELLAS AND UMBRELLA FITTINGS . . . value</b>										
	—	—	—	—	—	..	..	..	237	3,040
<b>ARTICLES IMPORTED BY POST . . . . .</b>										
	—	—	—	—	—	2,560	2	6	1	529
<b>ALL OTHER ARTICLES OF MERCHANDISE . . . . .</b>										
	—	—	—	—	—	1,803	262	378	1,275	6,008
<b>GRAND TOTAL . . . . .</b>	—	—	—	—	—	<b>661,343</b>	<b>410,197</b>	<b>169,018</b>	<b>990,055</b>	<b>3,031,600</b>

EXPORTS THERETO

INDIAN MERCHANDISE

ARTICLES	QUANTITY					VALUE				
	1916-17	1917-18	1918-19	1919-20	1920-21	1916-17	1917-18	1918-19	1919-20	1920-21
<b>BUILDING AND ENGINEERING MATERIALS, OTHER THAN OF IRON, STEEL OR WOOD . . . value</b>										
	—	—	—	—	—	..	..	..	..	3,000
<b>COFFEE . . . . . cwt</b>										
	..	..	..	..	101	..	..	..	..	554
<b>COIR—Manufactured (excluding rope) . . . tons</b>										
	56	..	..	139	3,856	803	..	..	3,180	100,160
<b>DYING AND TANNING SUBSTANCES—</b>										
Cutch and Gambler . cwt	..	..	..	2,566	1,450	..	..	..	10,152	2,880
Myrobalsam . . . . .	..	..	..	26,930	1,223	..	..	..	13,002	1,808
<b>FIBRE FOR BRUSHES AND BROOMS . . . . . tons</b>										
	..	..	..	88	161	..	..	..	3,948	7,012
<b>FRUITS, DRIED, SALTED OR PRESERVED, ALL SORTS . . .</b>										
	..	..	..	..	13	..	..	..	..	1,048
<b>GRAIN, PULSE, AND FLOUR—</b>										
<b>Pulse—</b>										
Beans (a) . . . . .	—	—	..	33,432	..	—	—	..	633,121	..
Rice, not in the husk . . .	33,948	7,730	5,000	..	3,600	220,727	51,533	34,036	..	65,284
Wheat . . . . .	..	..	..	..	14,944	..	..	..	..	232,257
<b>Total Grain, Pulse, and Flour . . . . .</b>	<b>33,948</b>	<b>7,730</b>	<b>5,000</b>	<b>33,432</b>	<b>18,544</b>	<b>220,727</b>	<b>51,533</b>	<b>34,036</b>	<b>633,121</b>	<b>297,541</b>

NOTE.—The sterling figures have been converted at the rate of R10=£1 for 1919-20 and 1920-21, and R15=£1 for earlier years  
 (a) Separately recorded from April, 1918  
 (b) April, 1920

No. 13—continued  
HOLLAND—continued  
EXPORTS THEREOF—continued

## INDIAN MERCHANDISE—continued

ARTICLES	QUANTITY					VALUE				
	1916-17	1917-18	1918-19	1919-20	1920-21	1916-17	1917-18	1918-19	1919-20	1920-21
<b>HIDES AND SKINS, RAW—</b>										
<b>Hides, raw—</b>										
Buffalo hides	tons	..	..	232	125	..	..	..	21,638	7,264
	=no.	..	..	=29,410	=21,044	..	..	..	..	..
Cow hides	tons	..	..	818	109	..	..	..	102,862	9,501
	=no.	..	..	=178,778	=23,285	..	..	..	..	..
Calf skins	tons	..	..	21	1	..	..	..	1,371	42
	=no.	..	..	=9,750	=250	..	..	..	..	..
Total Hides, raw	tons	..	..	1,071	235	..	..	..	125,901	16,807
	=no.	..	..	=217,938	=44,579	..	..	..	..	..
<b>Skins, raw—</b>										
Goat skins	tons	..	..	26	383	..	..	..	18,221	61,428
	=no.	..	..	=20,640	=361,560	..	..	..	..	..
Sheep skins	tons	..	..	..	29	..	..	..	..	8,011
	=no.	..	..	..	=33,148	..	..	..	..	..
Total skins, raw	tons	..	..	26	412	..	..	..	18,221	64,439
	=no.	..	..	=20,640	=394,708	..	..	..	..	..
Total Hides and Skins, raw (excluding cuttings of Hides and skins, raw)	tons	..	..	1,097	647	..	..	..	139,122	81,246
	=no.	..	..	=238,578	=439,287	..	..	..	..	..
<b>LAC—</b>										
Shell	cwts	..	..	514	253	..	..	..	8,760	5,788
Other kinds (excluding lac dye)	..	..	..	367	729	..	..	..	1,250	2,651
Total Lac	..	..	..	881	982	..	..	..	10,010	8,439
<b>LEATHER—</b>										
<b>Hides, tanned or dressed</b>										
Buffalo hides	tons	..	..	..	1	..	..	..	..	90
	=no.	..	..	..	=119	..	..	..	..	..
Cow hides	tons	..	..	..	41	..	..	..	..	8,042
	=no.	..	..	..	=10,243	..	..	..	..	..
<b>Skins, tanned or dressed—</b>										
Goat skins	tons	..	..	..	..	..	..	..	..	568
	=no.	..	..	..	=2,180	..	..	..	..	..
Sheep skins	tons	..	..	..	5	..	..	..	..	2,748
	=no.	..	..	..	=20,800	..	..	..	..	..
Total hides and skins, tanned or dressed	tons	..	..	..	47	..	..	..	..	13,268
	=no.	..	..	..	=83,242	..	..	..	..	..
<b>MASURES</b>	tons	..	..	2,130	902	..	..	..	18,244	9,328
<b>METALS AND ORES—</b>										
Manganese ore	tons	..	..	1,250	8,000	..	..	..	4,050	14,800
MICA	cwts	..	..	38	158	..	..	..	245	2,082
<b>OILS—</b>										
<b>Essential—</b>										
Lemongrass oil	gals.	..	..	..	1,536	..	..	..	..	5,922
<b>Dangerous petroleum (boiling below 76° F.—)</b>										
Benzine (a)	..	..	4,451,711	..	..	..	..	27,822	..	..
<b>Vegetable, non-essential—</b>										
Coconut	..	..	..	8,600	224,291	..	..	..	1,200	74,868
Other sorts of oils	..	..	..	..	581	..	..	..	..	160
Total Oils	..	..	4,451,711	8,600	224,408	..	..	27,822	1,200	85,448

NOTE.—The sterling figures have been converted at the rate of £10 = £1 for 1919-20 and 1920-21, and £15 = £1 for earlier years.  
(a) Separately recorded from April, 1918



No. 13—continued  
HOLLAND—concluded  
EXPORTS THERE TO—concluded

INDIAN MERCHANDISE—concluded

ARTICLES	QUANTITY					VALUE				
	1916-17	1917-18	1918-19	1919-20	1920-21	1916-17	1917-18	1918-19	1919-20	1920-21
PARAFFIN WAX . . . tons	..	..	..	150	50	£	£	£	£	£
									6,825	2,275
SEEDS—										
Oil-seeds—										
Essential—										
Ajwan . . . "	..	..	..	..	60	..	..	..	..	1,401
Non-essential—										
Copra or coconut kernel, "	..	..	..	400	500	..	..	..	15,617	26,889
Groundnuts . . . "	..	..	..	995	400	..	..	..	31,818	9,492
Linseed . . . "	..	..	..	..	200	..	..	..	..	5,726
Rape . . . "	..	..	..	2,759	163	..	..	..	104,998	4,330
Sesamum (oil or [oil]) "	..	..	..	90	..	..	..	..	10,648	..
Total Seeds . . . "	..	..	..	4,293	1,328	..	..	..	163,081	47,838
TEA, BLACK . . . lbs	..	..	..	55,290	24,543	..	..	..	2,779	1,184
TEXTILES—										
Cotton—										
Raw . . . tons	129	..	..	2,700	2,110	5,178	..	..	309,252	289,756
Waste (e) . . . cwt	..	..	..	5,670	5,806	..	..	..	18,775	12,425
Kapok . . . "	..	..	..	265	373	..	..	..	1,146	1,120
Hemp—										
Raw . . . "	..	..	..	3,036	3,676	..	..	..	4,500	5,423
Jute—										
Raw . . . tons	..	..	..	5,848	7,974	..	..	..	239,522	273,134
Manufactures—										
Gunny bags . . . no.	..	..	..	190,000	1,025,000	..	..	..	9,860	37,256
" cloth . . . yards	..	..	..	300,000	300,000	..	..	..	6,400	5,538
Wool, carpets and rugs lbs	..	..	..	4,293	3,870	..	..	..	2,163	4,362
Tobacco—										
Unmanufactured . . . "	5,719,646	..	..	2,083,010	311,222	39,322	..	..	29,533	3,109
WAX OF ALL KINDS . . . cwts	..	..	..	330	..	..	..	..	3,647	..
WOOD AND TIMBER—										
Teak wood . . . cubic tons	..	..	..	85	222	..	..	..	2,558	7,006
Other sorts . . . value	..	..	..	..	..	..	..	..	..	653
TOTAL WOOD AND TIMBER	..	..	..	..	..	..	..	..	2,558	7,659
ALL OTHER ARTICLES OF MERCHANDISE . . . "	..	..	..	..	..	10	..	..	1,607	1,348
GRAND TOTAL . . . "	..	..	..	..	..	266,130	51,538	61,858	1,634,923	1,275,139

FOREIGN MERCHANDISE

ARTICLES	QUANTITY					VALUE				
	1916-17	1917-18	1918-19	1919-20	1920-21	1916-17	1917-18	1918-19	1919-20	1920-21
PROVISIONS AND GILMAN'S STORES . . . cwts	..	..	..	534	370	£	£	£	£	£
SUGAR . . . tons	..	..	..	..	1,020	..	..	..	5,581	8,306
TEXTILES—										
Wool manufactures . value	..	..	..	..	..	..	..	..	..	104,430
ALL OTHER ARTICLES OF MERCHANDISE . . . "	..	..	..	..	..	10	..	..	230	2,275
TOTAL . . . "	..	..	..	..	..	10	..	..	5,861	1,607
GRAND TOTAL OF INDIAN AND FOREIGN MERCHANDISE . . . "	..	..	..	..	..	266,140	51,538	61,858	1,640,784	1,391,760

NOTE.—The sterling figures have been converted at the rate of R10=£1 for 1919-20 and 1920-21, and R15=£1 for earlier years  
(e) Separately recorded from December, 1918

No. 13—continued

BELGIUM

IMPORTS THEREFROM

ARTICLES	QUANTITY					VALUE				
	1916-17	1917-18	1918-19	1919-20	1920-21	1916-17	1917-18	1918-19	1919-20	1920-21
<b>APPAREL (excluding HOSIERY AND BOOTS AND SHOES)—</b>						£	£	£	£	£
Apparel (including drapery, uniforms and accoutrements) . . . value	—	—	—	—	—	..	66	..	1,021	597
<b>ARMS, AMMUNITION, AND MILITARY STORES—</b>										
Firearms and parts thereof . . . "	—	—	—	—	—	..	..	..	70	6,921
Other sorts . . . "	—	—	—	—	—	..	..	..	..	612
Total Arms, Ammunition, and military stores . . . "	—	—	—	—	—	..	..	..	70	7,533
<b>ART. WORKS OF OTHER THAN PICTURES</b> . . . "	—	—	—	—	—	..	..	..	51	4,904
<b>ASBESTOS—</b>										
Raw (a) . . . cwts	—	—	—	—	—	—	—	—	..	8,540
<b>BUILDING AND ENGINEERING MATERIALS OTHER THAN OF IRON, STEEL OR WOOD—</b>										
<b>Cement—</b>										
Portland (a) . . . tons	..	..	..	170	2,447	..	..	..	1,125	17,778
Other kinds (a) . . . "	..	..	..	168	53	..	..	..	925	478
Total Cement . . . "	..	..	..	338	2,500	..	..	..	2,053	18,256
Tiles . . . no.	3,928	650	10,402	55,217	1,257,145	210	158	2,583	8,092	45,833
Other sorts . . . value	—	—	—	—	—	..	..	..	1,280	5,413
Total Building and Engineering materials . . . "	—	—	—	—	—	210	158	2,583	11,405	69,501
<b>BUTTONS OF ALL SORTS</b> . . . "	—	—	—	—	—	..	..	..	651	1,581
<b>CANDLES OF ALL KINDS</b> . . . lbs.	..	..	..	271,106	501,414	..	..	..	14,800	25,536
<b>CARRIAGES AND CARTS (excluding RAILWAY CARRIAGES) AND PARTS THEREOF</b> . . . value	—	—	—	—	—	..	..	..	..	2,850
<b>CHEMICALS AND CHEMICAL PREPARATIONS (excluding CHEMICAL MANURES AND MEDICINES)—</b>										
Arsenic and its oxides . . . cwts	..	..	..	..	360	..	..	..	..	2,087
Magnesium compounds (a) . . . "	..	..	..	..	3,170	..	..	..	..	4,080
Soda compounds . . . "	..	..	..	..	685	..	..	..	..	2,790
Other sorts of chemicals . . . value	—	—	—	—	—	..	..	..	574	2,652
Total Chemicals and Chemical preparations . . . "	—	—	—	—	—	..	..	..	574	12,559
<b>CLOCKS AND WATCHES AND PARTS THEREOF—</b>										
Watches . . . no.	..	..	..	9,980	72	..	..	..	3,970	98
CUTLERY . . . value	—	—	—	—	—	..	81	..	2,596	2,978
<b>CYCLES (other than MOTOR CYCLES) AND PARTS THEREOF AND ACCESSORIES—</b>										
Cycles, imported entire or in sections . . . no.	..	..	..	8	152	..	..	..	79	2,055
Parts of cycles and accessories (excluding rubber tyres) . . . value	—	—	—	—	—	..	..	..	..	2,227
Total Cycles, etc. . . "	—	—	—	—	—	..	..	..	79	4,282
<b>DRUGS AND MEDICINES, (excluding CHEMICALS AND NARCOTICS)—</b>										
Camphor . . . lbs.	..	..	..	..	9,600	..	..	..	..	2,840
Proprietary and patent medicines . . . value	—	—	—	—	—	..	..	..	208	2,522
Other sorts of drugs and medicines . . . "	—	—	—	—	—	..	..	..	776	6,197
Total Drugs and Medicines . . . "	—	—	—	—	—	..	..	..	1,084	10,559

NOTE—The sterling figures have been converted at the rate of £10 = 25 for 1919-20 and 1920-21, and £15 = 25 for earlier years.  
(a) Separately recorded from April, 1919

## No. 13—continued

BELGIUM—continued  
IMPORTS THEREFROM—continued

ARTICLES	QUANTITY					VALUE				
	1916-17	1917-18	1918-19	1919-20	1920-21	1916-17	1917-18	1918-19	1919-20	1920-21
<b>DYEING AND TANNING SUBSTANCES—</b>						£	£	£	£	£
Dyes obtained from coal tar—										
Alizarine . . . lbs.	..	..	..	..	262,166	..	..	..	..	50,763
Aniline . . . "	10,453	..	..	40,977	129,553	5,575	..	..	15,169	82,166
Other sorts . . . "	..	..	..	..	80	..	..	..	..	136
Total Dyeing and Tanning substances . . . value	—	—	—	—	—	5,575	..	..	15,169	138,065
<b>EARthenware AND PORCELAIN (excluding PIPES OF EARthenware)</b>	—	—	—	—	—	75	..	..	848	26,089
<b>FURNITURE AND CABINETWARE</b>	—	—	—	—	—	..	..	..	2	3,002
<b>GLASS AND GLASSWARE—</b>										
Beads and false pearls . cwt	..	..	..	..	97	..	..	..	..	1,337
Bottles and Phials—										
Sodawater bottles . gross	..	..	..	499	625	..	..	..	1,849	3,025
Others . . . "	..	..	..	2	657	..	..	..	1	1,035
Total Bottles and Phials . . .	..	..	..	501	1,282	..	..	..	1,850	4,060
Funnels, globes, and glass parts of lamps	—	—	—	—	—	..	..	..	1,739	12,174
Sheet and plate . supl. feet	487,678	76,100	..	4,738,840	12,275,030	5,401	1,150	..	98,395	410,502
Tableware (including decanters, tumblers, etc.) value	—	—	—	—	—	67	..	..	932	12,003
Other glassware . . . "	—	—	—	—	—	133	..	181	2,157	26,653
Total Glass and Glassware . . .	—	—	—	—	—	5,601	1,150	181	105,073	466,729
<b>HARDWARE, excluding CUTLERY AND ELECTROPLATED WARE—</b>										
Buckets of tinned or galvanized iron . value	—	—	—	—	—	..	..	..	..	3,931
Builders' hardware, such as locks, hinges door bolts, etc.	—	—	—	—	—	63	..	..	354	1,394
Domestic hardware, etc. Implements and tools, other than agricultural implements and machine tools . . . "	—	—	—	—	—	..	..	..	..	2,086
Lamps, metal . . . no.	..	..	..	307	23,171	..	..	..	61	5,330
Parts of lamps other than glass . . . value	—	—	—	—	—	1	..	..	..	1,915
Other sorts . . . "	—	—	—	—	—	10	..	..	2,056	23,594
Total Hardware, etc. . . .	—	—	—	—	—	102	..	..	3,034	40,838
<b>INSTRUMENTS, APPARATUS, AND APPLIANCES AND PARTS THEREOF—</b>										
Electrical, including telegraph and telephone apparatus not being machinery—										
Electric glow lamps(a) value	—	—	—	—	—	..	..	..	..	1,109
Other kinds . . . "	—	—	—	—	—	..	..	..	702	2,778
Total Electrical Instruments, etc. . . .	—	—	—	—	—	..	..	..	702	3,887
Musical . . . "	—	—	—	—	—	..	..	..	..	..
Scientific and philosophical . . . "	—	—	—	—	—	..	..	..	1	3,829
Other kinds . . . "	—	—	—	—	—	..	..	..	..	3,031
Total Instruments, Apparatus and appliances etc. . . .	—	—	—	—	—	..	..	..	124	1,471
	—	—	—	—	—	..	..	..	827	11,218

NOTE.—The sterling figures have been converted at the rate of B10—£1 for 1919-20 and 1920-21, and B15—£1 for earlier years  
(a) Separately recorded from April, 1919

No. 13—continued  
 BELGIUM—continued  
 IMPORTS THEREFROM—continued

ARTICLES	QUANTITY					VALUE				
	1916-17	1917-18	1918-19	1919-20	1920-21	1916-17	1917-18	1918-19	1919-20	1920-21
LEATHER . . . value	—	—	—	—	—	£	£	£	£	£
LIQUORS, including METHY- LATED AND PERFUMED SPIRITS—										
Alo and beer—						..	..	..	..	1,448
In bottles . . . gals.	..	..	..	240	13,324	..	..	..	80	6,879
Spirit—										
Liqueurs . . . "	..	..	..	..	466	..	..	..	..	1,310
Spirit, perfumed . . . "	..	..	..	82	1,027	..	..	..	186	6,038
Other sorts . . . "	..	..	..	60	945	..	..	..	82	1,671
Total Spirit . . . "	..	..	..	92	2,438	..	..	..	268	9,419
Wines—										
Champagne, and other sparkling wines . . . gals.	..	..	..	446	1,445	..	..	..	1,414	5,820
Other sorts of liquors . . . "	..	..	..	..	1,295	..	..	..	..	1,325
Total Liquors . . . "	..	..	..	778	18,502	..	..	..	1,762	22,148
MANURES—										
Artificial and mineral manures . . . tons	..	..	..	100	1,419	..	..	..	2,282	34,776
Other kinds (excluding ollcake) . . . "	..	..	..	279	858	..	..	..	8,572	13,645
Total Manures . . . "	..	..	..	379	1,777	..	..	..	5,354	48,421
METALS AND ORES—										
Aluminium . . . cwts	..	..	..	..	317	..	..	..	..	5,449
Brass, Bronze, and similar alloys and manufac- tures thereof—										
Unwrought . . . "	..	..	..	1,079	1,067	..	..	..	3,211	3,540
Wrought—										
Mixed or yellow metal, for sheathing . . . "	..	..	..	394	3,284	..	..	..	1,402	27,875
Other sorts . . . "	..	..	..	2,419	20	..	..	..	6,960	817
Total Brass, Bronze and similar alloys and manufactures thereof . . . "	..	..	..	3,892	4,361	..	..	..	11,078	32,233
Copper—										
Wrought—										
Braziers and sheets . . . "	..	..	..	..	2,074	..	..	..	..	11,775
Others . . . "	..	..	..	..	55	..	..	..	10	2,688
Copper (excluding ore) . . . "	..	..	..	..	1,129	..	..	..	10	14,463
German silver (including nickel silver) . . . "	..	..	..	..	232	..	..	..	..	4,702
Iron—										
Manufactures—										
Angle, bolt, and rod . . . tons	..	..	..	..	34	..	..	..	..	1,371
Bars and channel . . . "	..	..	..	889	5,262	..	..	..	20,762	175,520
Total Iron (excluding ore) . . . "	..	..	..	889	5,296	..	..	..	20,762	174,691
Iron or Steel—										
Beams, pillars, girders, and bridgework . . . "	141	..	..	..	7,840	2,207	..	..	..	269,338
Bolts and nuts . . . "	..	..	..	126	651	..	..	..	5,643	44,902
Fencing wire (a) . . . "	..	..	..	10	152	..	..	..	381	9,488
Hoops and strips . . . "	..	..	..	123	298	..	..	..	3,456	32,903
Nails, rivets, and washers (excluding wire nails) . . . "	2	..	..	50	719	71	..	..	2,286	55,132
Rails, chairs and fish- plates . . . "	..	..	..	..	1,051	..	..	..	..	36,594
Screws . . . "	..	..	..	6	72	..	..	..	292	7,849

NOTE.—The sterling figures have been converted at the rate of £10=£1 for 1919-20 and 1920-21, and £15=£1 for earlier years  
 (a) Separately recorded from April, 1919

BELGIUM—continued  
IMPORTS THEREFROM—continued

ARTICLES	QUANTITY					VALUE				
	1916-17	1917-18	1918-19	1919-20	1920-21	1916-17	1917-18	1918-19	1919-20	1920-21
						£	£	£	£	£
<b>MINERALS AND ORES—continued</b>										
<b>Iron or Steel—continued</b>										
<b>Sheets and Plates—</b>										
<b>Galvanized—</b>										
Corrugated (a) . . . tons	—	—	—	..	52	—	—	—	..	1,517
Plain (a) . . . "	—	—	—	5	40	—	—	—	438	2,230
Tinned . . . "	..	..	..	..	25	..	..	..	..	1,019
Not galvanized or tinned . . . "	55	..	..	3,708	7,588	1,037	..	..	114,743	295,371
Tubes, pipes and fittings, wrought . . . "	..	..	..	..	115	..	..	..	..	21,171
Wire . . . "	..	..	..	46	609	..	..	..	1,203	42,871
Wire nails (a) . . . "	—	—	—	63	2,260	—	—	—	2,367	135,067
Other manufactures of iron or steel . . . "	8	..	..	18	113	90	..	..	1,065	5,096
<b>Total Iron or Steel . . . "</b>	<b>206</b>	<b>..</b>	<b>..</b>	<b>4,153</b>	<b>21,600</b>	<b>3,465</b>	<b>..</b>	<b>..</b>	<b>131,058</b>	<b>631,295</b>
<b>Steel—</b>										
<b>Angle and spring (b)—</b>										
Angle (a) . . . tons	—	—	—	219	2,418	—	—	—	6,702	72,392
Spring . . . "	—	—	—	..	13	—	—	—	..	530
Bars and channel (c) . . . "	88	..	..	..	..	1,230	..	..	..	..
Bars (a) . . . "	—	—	—	7,979	39,549	—	—	—	230,482	1,243,592
Channels (a) . . . "	—	—	—	..	31	—	—	—	..	786
<b>Total Steel . . . "</b>	<b>88</b>	<b>..</b>	<b>..</b>	<b>8,198</b>	<b>42,011</b>	<b>1,230</b>	<b>..</b>	<b>..</b>	<b>237,274</b>	<b>1,817,300</b>
<b>Zinc or spelter—</b>										
Unwrought . . . cwts	..	..	..	5,549	2,102	..	..	..	14,688	5,906
Wrought or manufactured . . . "	..	..	..	1,471	10,298	..	..	..	5,020	50,878
Other sorts . . . "	..	..	..	..	401	..	..	..	..	1,303
<b>Total Zinc or Spelter . . . "</b>	<b>..</b>	<b>..</b>	<b>..</b>	<b>7,020</b>	<b>12,801</b>	<b>..</b>	<b>..</b>	<b>..</b>	<b>19,708</b>	<b>58,087</b>
Others . . . "	..	..	..	8	1,066	..	..	..	178	6,080
<b>Total Metals (excluding ores) . . . tons</b>	<b>289</b>	<b>..</b>	<b>..</b>	<b>13,786</b>	<b>69,902</b>	<b>4,695</b>	<b>..</b>	<b>..</b>	<b>430,863</b>	<b>2,544,499</b>
<b>Total Metals and Ores . . . "</b>	<b>289</b>	<b>..</b>	<b>..</b>	<b>13,786</b>	<b>69,902</b>	<b>4,695</b>	<b>..</b>	<b>..</b>	<b>430,863</b>	<b>2,544,499</b>
<b>MOTOR CARS, MOTOR CYCLES, MOTOR WAGONS AND PARTS THEREOF—</b>										
Motor cars . . . DO.	..	..	..	1	213	..	..	..	396	161,231
.. cycles . . . "	..	..	..	..	50	..	..	..	..	6,199
.. wagons . . . "	..	..	..	..	93	..	..	..	..	107,429
Parts and accessories (excluding rubber tyres) . value	—	—	—	—	—	..	..	..	10	8,314
<b>Total Motor Cars, Motor cycles, Motor wagons, etc. . . "</b>	<b>—</b>	<b>—</b>	<b>—</b>	<b>—</b>	<b>—</b>	<b>..</b>	<b>..</b>	<b>..</b>	<b>406</b>	<b>233,176</b>
<b>OILS—</b>										
Essential . . . gals.	..	..	..	..	227	..	..	..	..	2,528
Lubricating oils . . . "	..	..	..	12,192	13,662	..	..	..	3,028	7,536
<b>Total Oils . . . "</b>	<b>..</b>	<b>..</b>	<b>..</b>	<b>12,192</b>	<b>13,889</b>	<b>..</b>	<b>..</b>	<b>..</b>	<b>3,028</b>	<b>10,064</b>
<b>OIL-CLOTH AND FLOOR-CLOTH . . . sq. yds.</b>	<b>..</b>	<b>..</b>	<b>..</b>	<b>..</b>	<b>3,000</b>	<b>..</b>	<b>..</b>	<b>..</b>	<b>..</b>	<b>406</b>
<b>PAINTS AND PAINTERS' MATERIALS—</b>										
<b>Paints and Colours—</b>										
<b>Red Lead—</b>										
Reduced, dry (a) . . . cwts	—	—	—	635	2,590	—	—	—	650	4,716
Blue paint and Paris blue, (a) . . . "	—	—	—	..	198	—	—	—	..	1,205
Other sorts . . . "	3	..	..	40	4,188	4	..	..	89	14,060
<b>Total Paints and Painters' materials . . . "</b>	<b>—</b>	<b>—</b>	<b>—</b>	<b>—</b>	<b>—</b>	<b>4</b>	<b>..</b>	<b>..</b>	<b>748</b>	<b>19,980</b>

NOTE.—The sterling figures have been converted at the rate of R10=£1 for 1919-20 and 1920-21, and R15=£1 for earlier years.  
(a) Separately recorded from April, 1919.  
(b) Sub-divided into "Angle" and "spring" from April, 1919.  
(c) "Bars" and "channels" . . . . .

No. 13—continued  
 BELGIUM—continued  
 IMPORTS THEREFROM—continued

ARTICLES	QUANTITY					VALUE				
	1916-17	1917-18	1918-19	1919-20	1920-21	1916-17	1917-18	1918-19	1919-20	1920-21
<b>PAPER AND PASTEBOARD—</b>						£	£	£	£	£
Paper—										
Packing paper . . . cwts	18	..	..	..	274	33	..	..	..	2,053
Printing paper . . . "	104	..	..	308	16,419	170	..	..	716	91,574
Writing paper and envelopes . . . value	—	—	—	—	—	109	..	..	325	20,024
Other kinds of paper . . . cwts	775	460	73	213	7,817	2,098	1,764	449	1,484	101,242
Paper manufacturers (a) value	—	—	—	—	—	—	—	..	4	1,083
Pasteboard, millboard, and cardboard of all kinds . . . "	—	—	—	—	—	..	..	..	..	3,012
Total Paper and Pasteboard . . . value	—	—	—	—	—	2,410	1,764	449	2,529	218,988
<b>PAPER MAKING MATERIALS—</b>										
Pulp of wood . . . cwts	..	..	..	..	8,561	..	..	..	..	27,430
<b>PROVISIONS AND OILMAN'S STORES—</b>										
Cheese (including canned) . . . cwts	..	..	..	18	357	..	..	..	159	6,787
Milk, condensed and preserved, including milk cream . . . "	..	..	..	..	281	..	..	..	..	2,200
Canned and bottled provisions (not specified elsewhere)—										
Canned or bottled fruits (c) . . . "	—	—	—	—	104	—	—	—	—	1,067
Tinned fish (b) . . . "	—	—	—	..	123	—	—	—	..	1,044
Other kinds . . . "	..	43	..	366	643	..	324	..	2,251	3,991
Other sorts of provisions value	—	—	—	—	—	820	..	..	..	1,312
Total Provisions and Oilman's Stores . . . value	—	—	—	—	—	820	324	..	2,410	16,351
<b>RAILWAY PLANT AND ROLLING-STOCK—</b>										
Locomotive engines, and tenders and parts thereof . . . value	—	—	—	—	—	..	..	..	..	35,525
<b>Materials for construction—</b>										
Rails, chairs, and fish-plates of steel or iron . . . "	..	..	..	..	268	..	..	..	..	6,108
Other kinds of materials value	—	—	—	—	—	..	..	..	2,293	22,168
Total Railway Plant and Rolling Stock . . . value	—	—	—	—	—	..	..	..	2,293	63,831
<b>RUBBER—</b>										
<b>Manufactures—</b>										
Tyres for motor cars and motor cycles . . . DO	..	..	..	532	1,648	..	..	..	2,241	11,619
Tubes for motor tyres . . . "	..	..	..	469	1,341	..	..	..	525	1,923
Other manufactures except apparel, boots and shoes . . . value	—	—	—	—	—	..	..	..	1,056	2,306
Total Rubber manufactures . . . "	—	—	—	—	—	..	..	..	4,321	16,368
<b>STATIONERY (excluding PAPER) . . . value</b>	—	—	—	—	—	..	..	..	29	3,648
<b>STONE AND MARBLE . . . "</b>	—	—	—	—	—	90	..	..	307	2,084
<b>SUGAR—</b>										
Sugar 16 Dutch Standard and above . . . tons	..	..	..	467	1,635	..	..	..	43,460	181,495
Confectionery . . . "	..	..	..	..	..	..	..	..	287	823
Saccharin . . . lbs.	..	..	..	..	1,120	..	..	..	..	1,646
Total Sugar . . . tons	..	..	..	467	1,635	..	..	..	43,747	183,964

NOTE.—The sterling figures have been converted at the rate of £10=£1 for 1919-20 and 1920-21, and £15=£1 for earlier years.  
 (a) Separately recorded from April, 1918  
 (b) " " " " April, 1919  
 (c) " " " " April, 1920

ARTICLES	QUANTITY					VALUE				
	1916-17	1917-18	1918-19	1919-20	1920-21	1916-17	1917-18	1918-19	1919-20	1920-21
						£	£	£	£	£
TALLOW AND STEARINE (including GREASE AND ANIMAL FAT) . . . cwt	..	..	..	2,796	8,083	..	..	..	14,013	71,197
<b>TEXTILES—</b>										
<b>Cotton—</b>										
Manufactures—										
Twist and yarn . . . lbs	..	..	..	6,000	138,000	..	..	..	1,616	46,647
Blankets . . . "	12,875	..	..	1,100	997,978	335	..	..	84	113,340
Woven goods—										
White (bleached) yards	..	..	..	50	16,468	..	..	..	3	2,490
Coloured, printed, or dyed . . . "	56,305	..	..	—	—	2,690	..	..	—	—
Dyed goods (a) . . . "	—	—	—	2,233	968,645	—	—	—	492	201,557
Woven coloured goods (a) . . . "	—	—	—	69,299	1,823,703	—	—	—	8,611	325,539
Thread, sewing . . . lbs	1,175	..	..	12,025	107,029	126	..	..	3,386	39,160
Other sorts of manufactures . . . value	—	—	—	—	—	1	..	..	..	10,959
Total Cotton manufactures (including Twist and yarn) . . . "	—	—	—	—	—	3,158	..	..	14,104	739,602
<b>Haberdashery and millinery—</b>										
Lace and embroidery (b) value	—	—	—	—	—	—	—	—	—	7,719
Other sorts (b) . . . "	—	—	—	—	—	—	—	—	—	9,897
<b>Silk manufactures—</b>										
Goods of silk mixed with other materials yards	..	..	..	..	41,886	..	..	..	..	8,333
Other sorts . . . lbs	..	..	..	..	1,400	..	..	..	..	428
<b>Wool—</b>										
Manufactures—										
Carpets and rugs . . . lbs	..	..	..	6	9,989	..	..	..	2	6,682
Fleece goods . . . yards	..	..	..	374	54,524	..	..	..	70	29,961
Other sorts . . . value	—	—	—	—	—	..	..	..	..	443
Total Woollen manufactures (including Yarn and knitting wool) . . . "	—	—	—	—	—	..	..	..	81	37,086
Artificial silk—										
Fleece goods of cotton and artificial silk yards	..	..	..	..	13,953	..	..	..	..	3,466
<b>TOBACCO—</b>										
Unmanufactured . . . lbs	..	..	..	..	2,351	..	..	..	..	537
Manufactured—										
Cigars . . . "	500	..	..	121	1,367	100	..	..	67	592
Cigarettes . . . "	..	..	..	8	264,454	..	..	..	2	88,402
Tobacco for pipes and cigarettes (b) . . . "	—	—	—	—	2,475	—	—	—	—	354
Total Tobacco . . . "	500	..	..	129	270,647	100	..	..	69	89,945
<b>TOYS AND REQUISITES FOR GAMES AND SPORTS including FISHING TACKLE—</b>										
Toys . . . value	—	—	—	—	—	181	..	..	77	1,668
Requisites for games and sports (excluding firearms) —										
Playing cards . . . "	—	—	—	—	—	1,708	726	982	5,852	11,700
Other sorts . . . "	—	—	—	—	—	..	..	..	404	1,920
Total Toys and Requisites for games and sports, etc. . . "	—	—	—	—	—	1,889	726	982	6,333	15,378
<b>UMBRELLAS AND UMBRELLA FITTINGS</b>										
WOOD AND TIMBER—										
Manufactures of wood other than furniture and cabinet ware . . . "	—	—	—	—	—	..	..	..	..	1,465
<b>ARTICLES IMPORTED BY POST</b>										
ALL OTHER ARTICLES OF MERCHANDISE . . . "	—	—	—	—	—	666	..	..	16	6,622
<b>GRAND TOTAL</b> . . . "	—	—	—	—	—	25,752	4,567	4,195	698,051	5,324,822

NOTE.—The sterling figures have been converted at the rate of R10=£1 for 1919-20 and 1920-21, and R15=£1 for earlier years.  
 (a) Separately recorded from April, 1919  
 (b) " " " " April, 1920

No. 13—continued

## BELGIUM—continued

## EXPORTS THEREOF

## INDIAN MERCHANDISE

ARTICLES	QUANTITY					VALUE				
	1916-17	1917-18	1918-19	1919-20	1920-21	1916-17	1917-18	1918-19	1919-20	1920-21
ANIMALS, LIVING . . . . . no.	..	..	..	110	..	..	..	..	2,300	..
BUILDING AND ENGINEERING MATERIALS . . . . . value	—	—	—	—	—	..	..	..	2,600	6,120
COFFEE . . . . . cwts	..	..	..	..	2,955	..	..	..	11	19,961
COIR—										
Unmanufactured . . . . . tons	..	..	..	50	20	..	..	..	1,180	532
Manufactured (excluding rope) . . . . . "	..	..	..	1,662	2,367	..	..	..	42,725	107,672
DRUGS AND MEDICINES—										
Nux vomica . . . . . cwts	..	..	..	395	5,332	..	..	..	588	14,065
Senna . . . . . "	..	..	..	4,379	97	..	..	..	12,570	340
Other sorts of drugs and medicines. . . . . value	—	—	—	—	—	..	..	..	2	..
Total Drugs and medicines . . . . . "	—	—	—	—	—	..	..	..	14,158	14,945
DYEING AND TANNING SUBSTANCES—										
Cutch and Gambier . . . . . cwts	..	..	..	..	200	..	..	..	..	500
Myrobalans . . . . . "	..	..	..	92,522	47,366	..	..	..	52,251	20,596
Myrobalan extracts . . . . . "	—	—	—	—	925	—	—	—	—	2,082
Turmeric . . . . . "	..	..	..	687	..	..	..	..	1,350	..
Total Dyeing and Tanning substances . . . . . "	..	..	..	93,209	48,491	..	..	..	54,201	23,478
FIBRE FOR BRUSHES AND BROOMS . . . . . tons	..	..	..	1,106	721	..	..	..	23,617	29,165
FRUITS AND VEGETABLES . . . . . value	—	—	—	—	—	..	..	..	1,257	1,068
GRAIN, PULSE, AND FLOUR—										
Pulse . . . . . tons	..	..	..	24,422	9,192	..	..	..	407,345	133,250
Rice, not in the husk—										
Cleaned rice (a) . . . . . "	..	..	..	..	4,781	..	..	..	..	76,645
Broken cleaned rice (a) . . . . . "	..	..	..	..	2,421	..	..	..	..	20,932
Other sorts (a) . . . . . "	..	..	..	5	3,701	..	..	..	92	49,068
Total rice not in the husk . . . . . "	..	..	..	5	10,903	..	..	..	92	155,643
Wheat . . . . . "	..	..	..	..	22,171	..	..	..	..	290,076
Other sorts . . . . . "	..	..	..	..	..	..	..	..	2	..
Total Grain, Pulse, and Flour . . . . . "	..	..	..	24,427	42,266	..	..	..	407,939	678,578
GUMS AND RESINS . . . . . cwts	..	..	..	1,019	229	..	..	..	2,967	924
HIDES AND SKINS, RAW—										
Hides, raw—										
Buffalo hides . . . . . tons	..	..	..	75	19	..	..	..	10,312	1,800
" . . . . . =no.	..	..	..	7,335	2,600	..	..	..	..	..
Cow . . . . . tons	..	..	..	1,042	94	..	..	..	122,907	9,087
" . . . . . =no.	..	..	..	202,400	12,518	..	..	..	..	..
Calf, skins—										
Buffalo-Calf skins (a) . . . . . tons	..	..	..	3	21	..	..	..	324	1,212
" . . . . . =no.	..	..	..	1,756	5,235	..	..	..	..	..
Cow Calf . . . . . (a) tons	..	..	..	15	3	..	..	..	4,033	397
" . . . . . =no.	..	..	..	7,000	1,450	..	..	..	..	..
Total Hides, raw . . . . . tons	..	..	..	1,125	127	..	..	..	142,616	22,666
" . . . . . =no.	..	..	..	212,485	22,908	..	..	..	..	..
Skins, raw—										
Goat skins . . . . . tons	..	..	..	21	86	..	..	..	12,468	22,464
" . . . . . =no.	..	..	..	27,530	90,997	..	..	..	..	..
Sheep skins . . . . . tons	..	..	..	..	21	..	..	..	..	2,121
" . . . . . =no.	..	..	..	..	21,141	..	..	..	..	..
Total Hides and Skins, raw (excluding cuttings of hides and skins, raw) . . . . . tons	..	..	..	1,158	244	..	..	..	156,084	29,291
" . . . . . =no.	..	..	..	246,015	111,641	..	..	..	..	..
HORNS, TIPS AND FLICES OF HORNS, AND BOKHRAH . . . . . cwts	..	..	..	18,550	6,008	..	..	..	47,325	12,261

NOTE.—The sterling figures have been converted at the rate of R 10 = £1 for 1919-20 and 1920-21, and R 15 = £1 for earlier years.

(a) Separately recorded from April, 1919.

(b) 1920.



INDIAN MERCHANDISE—continued

ARTICLES	QUANTITY					VALUE				
	1916-17	1917-18	1918-19	1919-20	1920-21	1916-17	1917-18	1918-19	1919-20	1920-21
LAC—						£	£	£	£	£
Button . . . . . cwt	..	..	..	..	55	..	..	..	..	1,725
Shell . . . . . "	..	..	..	720	752	..	..	..	13,177	16,446
LEATHER—										
Hides tanned or dressed—										
Cow hides { tons	..	..	..	..	6	..	..	..	..	..
—no.	..	..	..	..	=1,482	..	..	..	..	2,170
Skins, tanned or dressed—										
Sheep skins { tons	..	..	..	2	..	..	..	..	2,000	..
—no.	..	..	..	=3,600	..	..	..	..	..	..
MANURES—										
Bones, crushed (a) . . . . . tons	..	..	..	19,347	25,631	..	..	..	166,012	212,759
Bonemeal (a) . . . . . "	..	..	..	..	2,301	..	..	..	..	36,684
Total Bones . . . . . "	..	..	..	19,347	28,432	..	..	..	166,012	249,443
METALS AND ORES—										
Chromite (chrome iron ore) . . . . . "	..	..	..	..	6,747	..	..	..	..	26,252
Ferro-manganese (b) . . . . . "	..	..	..	..	1,300	..	..	..	..	38,070
Manganese ore . . . . . "	..	..	6,560	104,829	170,564	..	..	7,216	214,288	303,644
Zinc or spelter . . . . . cwt	..	..	..	..	60,000	..	..	..	..	22,500
MICA . . . . . "	..	..	..	117	63	..	..	..	914	709
OILS—										
Essential—										
Lemongrass oil . . . . . gals.	..	..	..	2,112	4,664	..	..	..	6,638	21,496
Other sorts . . . . . "	..	..	..	139	..	..	..	..	850	..
Vegetable, non-essential—										
Coconut . . . . . "	..	..	..	224,525	363,864	..	..	..	72,047	120,023
Linseed . . . . . "	..	..	..	56,000	..	..	..	..	27,000	..
TOTAL OILS . . . . . "	..	..	..	382,776	368,528	..	..	..	106,535	141,519
OILSEEDS . . . . . tons	..	..	..	60	122	..	..	..	1,199	2,230
SEEDS—										
Oil-seeds—										
Non-essential—										
Castor . . . . . "	..	..	..	410	701	..	..	..	8,016	16,217
Copra or coconut kernel . . . . . "	..	..	..	300	532	..	..	..	15,002	30,807
Cotton . . . . . "	..	..	..	2,301	..	..	..	..	38,095	..
Groundnuts . . . . . "	..	..	..	9,765	20,156	..	..	..	370,558	544,084
Linseed . . . . . "	..	..	..	26,000	17,748	..	..	..	1,041,524	558,804
Musa . . . . . "	..	..	..	327	3,400	..	..	..	7,846	57,396
Mustard . . . . . "	..	..	..	210	130	..	..	..	12,003	5,167
Peanut . . . . . "	..	..	..	54	..	..	..	..	1,967	..
Rape . . . . . "	..	..	..	20,368	119,510	..	..	..	1,071,127	3,436,287
Sesamum (oil or linseed) . . . . . "	..	..	..	4,837	1,550	..	..	..	251,379	62,187
TOTAL SEEDS . . . . . "	..	..	..	75,812	163,756	..	..	..	2,827,117	4,710,449
SPICES—										
Cardamoms . . . . . cwt	..	..	..	20	73	..	..	..	672	1,624
Ginger . . . . . "	..	..	..	..	195	..	..	..	..	720
Pepper . . . . . "	..	..	..	2,510	..	..	..	..	12,258	..
Total Spices . . . . . "	..	..	..	2,530	267	..	..	..	12,930	2,344
TEXTILES—										
Cotton—										
Raw . . . . . tons	..	..	..	24,542	43,378	..	..	..	3,129,551	4,219,054
Waste (b) . . . . . cwt	..	..	..	34,082	36,108	..	..	..	237,339	90,451
Kapok . . . . . "	..	..	..	948	..	..	..	..	4,782	..

NOTE.—The sterling figures have been converted at the rate of R100=£1 for 1919-20 and 1920-21, and R15=£1 for earlier years.  
 (a) Separately recorded from April, 1920.  
 (b) Separately recorded from April 1918.

No. 13—continued  
 BELGIUM—concluded  
 EXPORTS THERETO—concluded

INDIAN MERCHANDISE—concluded

ARTICLES	QUANTITY					VALUE				
	1916-17	1917-18	1918-19	1919-20	1920-21	1916-17	1917-18	1918-19	1919-20	1920-21
TEXTILES—continued.										
Hemp (chiefly sann)— Raw . . . . . cwt.	..	..	..	89,280	120,756	£	£	£	£	£
Jute— Raw . . . . . tons	..	..	..	30,762	25,903	..	..	..	171,264	220,637
Manufactures— Twist yarn . . . lbs	..	..	..	10,000	2,570	..	..	..	268	143
Gunny bags . . . no.	..	..	..	8,918,600	15,584,780	..	..	..	366,175	554,128
Gunny Cloth . . . yards	..	..	..	1,451,500	3,224,800	..	..	..	40,201	81,403
Rope and twine . . cwt.	..	..	..	3,304	1,785	..	..	..	3,275	1,233
Total Jute Manufactures (including Twist and yarn) . . . . . value	—	—	—	—	—	..	..	..	409,919	636,907
Wool, raw . . . . . lbs	..	..	..	..	22,044	..	..	..	..	1,900
Wool, manufactures . value	—	—	—	—	—	..	..	..	..	662
TOBACCO, UNMANUFACTURED TUBED . . . . . lbs.	..	..	..	961,800	34,125	..	..	..	21,243	1,931
WAX OF ALL KINDS, OTHER THAN PARAFFIN WAX (excluding CANDLES) . cwt.	..	..	..	90	..	..	..	..	1,080	..
WOOD AND TIMBER—										
Teak wood . . . cubic tons	..	..	..	..	85	..	..	..	..	4,250
ALL OTHER ARTICLES OF MERCHANDISE . . . . . value	—	—	—	—	—	..	..	..	20,137	13,622
GRAND TOTAL . . . . .	—	—	—	—	—	..	..	7,216	9,455,417	12,651,018

FOREIGN MERCHANDISE

ARTICLES	QUANTITY					VALUE				
	1916-17	1917-18	1918-19	1919-20	1920-21	1916-17	1917-18	1918-19	1919-20	1920-21
CLOCKS AND WATCHES . value	—	—	—	—	—	..	..	..	..	1,750
DRUGS AND MEDICINES (excluding CHEMICALS AND NARCOTICS) . . . . .	—	—	—	—	—	..	..	..	32,075	..
FRUITS AND VEGETABLES . . .	—	—	—	—	—	..	..	..	2,491	600
GUMS AND RESINS . . . cwt.	..	..	..	2,332	1,976	..	..	..	8,991	5,819
HORNS, KIPS AND PIECES OF HORN AND HORNMEAL . . . . .	..	..	..	..	500	..	..	..	..	1,250
SPICES . . . . .	..	..	..	964	..	..	..	..	7,423	..
SUGAR . . . . . tons	..	..	..	14,561	2,100	..	..	..	594,462	176,515
TEXTILES—										
Cotton— Twist and yarn . . . lbs.	..	..	..	..	4,000	..	..	..	..	1,300
ALL OTHER ARTICLES OF MERCHANDISE . . . . . value	—	—	—	—	—	..	6	..	1,163	1,516
GRAND TOTAL . . . . .	—	—	—	—	—	..	..	..	646,605	184,850
GRAND TOTAL OF INDIAN AND FOREIGN MERCHANDISE . . . . .	—	—	—	—	—	..	6	7,216	10,089,439	12,849,868

NOTE.—The sterling figures have been converted at the rate of R10=£1 for 1919-20 and 1920-21, and R15=£1 for earlier years.

No. 13—continued

LUXEMBURG\*

IMPORTS THEREFROM

ARTICLES	QUANTITY					VALUE				
	1916-17	1917-18	1918-19	1919-20	1920-21	1916-17	1917-18	1918-19	1919-20	1920-21
<b>METALS AND ORES—</b>						£	£	£	£	£
Iron or Steel—										
Beams, pillars, girders and bridge-work . . . . . tons	—	—	—	—	128	—	—	—	—	4,028
Sheets and plates—										
Not galvanised or tinned . . . . . "	—	—	—	—	20	—	—	—	—	612
Total Iron or Steel . . . . . "	—	—	—	—	148	—	—	—	—	4,640
Steel—										
Angle(s) . . . . . "	—	—	—	—	25	—	—	—	—	844
Beam(s) . . . . . "	—	—	—	—	283	—	—	—	—	10,761
Total Steel . . . . . "	—	—	—	—	308	—	—	—	—	11,605
Total metals (excluding ores) . . . . . "	—	—	—	—	456	—	—	—	—	16,245
<b>GRAND TOTAL . . . . . value</b>	—	—	—	—	—	—	—	—	—	16,245

EXPORTS THERETO

INDIAN MERCHANDISE

Nil

FOREIGN MERCHANDISE

Nil

NOTE.—The sterling figures have been converted at the rate of R10=£1 for 1919-20 and 1919-21, and R15=£1 for earlier years.  
 \* Figures for 1920-21 are defective and those of previous years are not available.  
 (a) Separately recorded from April 1919.

## No. 13—continued

## FRANCE

## IMPORTS THEREFROM

ARTICLES	QUANTITY					VALUE				
	1916-17	1917-18	1918-19	1919-20	1920-21	1916-17	1917-18	1918-19	1919-20	1920-21
APPAREL (excluding hosiery and boots and shoes)—						£	£	£	£	£
Apparel (including drapery, uniforms, accoutrements) . . . value	—	—	—	—	—	2,425	485	5,831	3,047	25,286
Gold and silver thread . . .	—	—	—	—	—	302,399	190,400	207,265	160,171	656,304
Lametta . . . lbs	241,899	97,920	214,324	70,387	179,753	41,074	29,073	71,188	29,239	91,482
Others . . . value	—	—	—	—	—	226	127	..	305	1,132
Total Apparel, etc. . .	—	—	—	—	—	846,118	320,685	884,284	192,763	774,804
ART. WORKS OF (other than PICTURES) . . . value	—	—	—	—	—	99	312	320	269	2,119
BOOKS, PRINTED AND PRINTED MATTERS (not cwts being STATIONERY) INCLUDING MAPS AND CHARTS	62	7	5	4	99	174	101	23	73	4,177
BOOTS AND SHOES— of leather . . . pairs	24	..	..	2,164	1,530	22	..	..	1,369	1,417
of other materials . . .	..	..	..	36	1,607	..	..	..	6	1,109
Total Boots and Shoes . . .	24	..	..	2,200	3,137	22	..	..	1,375	2,526
BRUSHES AND BROOMS— Brushes . . . doz	1,590	1,533	975	533	704	334	225	414	336	1,138
BUILDING AND ENGINEERING MATERIALS other than OF IRON, STEEL OR WOOD—										
Cement—										
Portland (a) . . . Tons	—	—	—	943	532	—	—	—	6,202	3,932
Tiles . . . no.	704,018	80,000	75,000	334,925	3,111,541	5,054	694	1,163	5,086	28,730
Other kinds . . . value	—	—	—	—	—	533	93	73	568	429
Total Building and Engineering materials . . .	—	—	—	—	—	5,587	787	1,226	12,456	33,091
BUTTONS OF ALL SORTS . . .	—	—	—	—	—	10,141	6,026	1,786	941	6,865
CARRIAGE AND CARTS, (excluding RAILWAY CARRIAGES) AND PARTS THEREOF	—	—	—	—	—	..	..	..	..	2,475
CHEMICALS AND CHEMICAL PREPARATIONS (excluding CHEMICAL MANURES AND MEDICINES)—										
Acids—										
Tartaric (a) . . . Cwts	195	109	328	124	80	2,463	2,122	6,306	1,694	1,130
Other sorts . . .	..	..	..	..	10	..	..	..	..	193
Total Acids . . .	195	109	328	124	79	2,463	2,122	6,306	1,694	1,323
Soda Compounds . . .	16	252	719	80	204	123	761	1,567	148	876
Sulphur (Brimstone) . . .	..	..	..	..	10,060	..	..	..	..	8,868
Other sorts of Chemicals value	—	—	—	—	—	4,847	566	1,580	3,051	4,933
Total Chemicals and Chemical preparations . . .	—	—	—	—	—	7,435	3,469	9,453	3,893	15,401
CLOCKS AND WATCHES AND PARTS THEREOF—										
Clocks and timepieces . . . no.	252	93	113	3,133	344	403	136	261	1,699	1,325
Watches . . .	7,217	1,128	1,260	..	38,703	2,010	147	476	..	24,453
Parts of clocks and watches . . . value	—	—	—	—	—	376	78	246	78	876
Total Clocks and Watches and parts thereof . . .	—	—	—	—	—	2,789	361	983	1,777	26,654
CORK MANUFACTURES . . . cwts	62	54	23	18	124	718	518	509	415	2,364
CUTLERY . . . value	—	—	—	—	—	741	281	272	1,207	2,975
DRUGS AND MEDICINES (excluding CHEMICALS AND NARCOTICS)—										
Proprietary and patent medicines . . . value	—	—	—	—	—	9,987	7,966	4,578	20,610	20,250
Sassafras and preparations thereof . . .	—	—	—	—	—	972	..	7	1,417	61
Storax, including liquid storax (rose mellice) . . . lbs	..	..	..	25,544	59,397	..	..	..	2,463	5,664
Other sorts of drugs and medicines . . . value	—	—	—	—	—	11,845	3,941	8,439	27,580	32,060
Total Drugs and Medicines . . .	—	—	—	—	—	22,804	11,909	13,024	52,029	58,025

NOTE.—The sterling figures have been converted at the rate of £10=£1 for 1910-21 and 1920-21, and £15=£1 for earlier years.  
(a) Separately recorded from April 1919.

ARTICLES	QUANTITY					VALUE				
	1916-17	1917-18	1918-19	1919-20	1920-21	1916-17	1917-18	1918-19	1919-20	1920-21
						£	£	£	£	£
<b>DYEING AND TANNING SUBSTANCES—</b>										
Cochineal . . . cwt	1,286	1,061	844	1,522	1,557	20,187	17,521	12,869	20,802	24,041
Dyes obtained from coal-tar—Aniline . . . lbs	1,570	528	496	1,914	14,778	1,531	98	98	1,042	8,156
Saffron . . . "	29,237	503	1,418	9,774	7,215	30,419	1,372	4,018	25,840	11,871
Other sorts (including lac-dye) . . . value	—	—	—	—	—	63	12	89	202	994
Total Dyeing and Tanning substances . . . "	—	—	—	—	—	52,200	19,003	16,974	47,976	45,071
<b>EARthenware AND PORCELAIN (excluding pipes of earthenware)</b> . . . "	—	—	—	—	—	1,225	348	486	—	—
Earthenware (excluding pipes) (a) . . . lbs	—	—	—	—	—	—	—	—	870	3,576
Porcelain (a) . . . "	—	—	—	—	—	—	—	—	169	1,907
<b>FIREWORKS (a)</b> . . . "	—	—	—	60	12,662	1,070	—	—	28	4,144
<b>FRUITS AND VEGETABLES—</b>										
Fruits and vegetables: dried, salted, or preserved not being canned or bottled—										
Almonds . . . tons	980	287	71	1,605	1,082	55,296	16,898	6,355	177,872	101,364
Other sorts . . . value	—	—	—	—	—	410	116	67	836	1,186
Total Fruits and Vegetables . . . "	—	—	—	—	—	55,706	18,518	6,422	178,708	102,555
<b>FURNITURE AND CABINET-WARE</b> . . . "	—	—	—	—	—	928	468	173	53	6,220
<b>GLASS AND GLASSWARE—</b>										
Beads and false pearls . cwt	185	37	16	8	111	6,001	2,411	2,303	302	10,784
Others . . . value	—	—	—	—	—	324	471	169	728	1,140
Total Glass and Glassware . . . "	—	—	—	—	—	6,325	2,882	2,561	1,030	11,924
<b>GUMS AND RESINS</b> . . . cwt	204	80	—	208	407	2,146	289	—	4,234	1,835
<b>HARDWARE, excluding OUTLETTING AND ELECTROPLATED WARE—</b>										
Domestic hardware, other than enamelled ironware . . . value	—	—	—	—	—	—	—	—	—	—
Enamelled ironware . . . "	—	—	—	—	—	113	1,347	300	258	2,558
Implements and tools, other than agricultural implements and machine tools . . . "	—	—	—	—	—	—	—	—	—	1,075
Lamps, metal . . . no.	215	121	—	6	7,327	1,550	395	203	308	1,189
Parts of lamps, other than glass . . . value	—	—	—	—	—	69	213	—	36	3,750
Safes and strong boxes of metal . . . no.	2	—	—	13	31	8	137	—	—	1,899
Other sorts . . . value	—	—	—	—	—	57	—	—	214	1,169
Total Hardware, etc. . . "	—	—	—	—	—	6,767	5,821	2,927	8,146	24,569
<b>INSTRUMENTS, APPARATUS, AND APPLIANCES, AND PARTS THEREOF—</b>										
Electrical (including telegraph and telephone apparatus not being machinery) . . . "	—	—	—	—	—	8,564	7,903	3,430	8,955	36,209
Medical . . . "	—	—	—	—	—	1,292	1,214	42	361	11,798
Optical . . . "	—	—	—	—	—	5,187	3,244	617	3,403	12,248
Photographic . . . "	—	—	—	—	—	3,642	183	396	1,557	3,202
Scientific and philosophical . . . "	—	—	—	—	—	46	69	—	558	1,892
Other kinds . . . "	—	—	—	—	—	991	2,916	904	2,943	6,360
Total Instruments, Apparatus and Appliances, and parts thereof . . . "	—	—	—	—	—	1,103	55	—	1	267
<b>IVORY—</b>										
Unmanufactured . . . lbs	8,177	7,988	205	2,923	2,072	13,951	7,682	1,959	8,622	40,767
Manufactured . . . value	—	—	—	—	—	4,618	3,802	42	1,793	1,372
Total Ivory . . . "	—	—	—	—	—	1,498	379	764	3,067	2,942
	—	—	—	—	—	6,016	4,181	806	4,800	4,314

NOTE.—The sterling figures have been converted at the rate of \$10=£1 for 1916-20 and 1920-21, and \$15=£1 for earlier years.  
(a) Quantity shown from April 1910.

## No. 13—continued

## FRANCE—continued

## IMPORTS THEREFROM—continued

ARTICLES	QUANTITY					VALUE				
	1916-17	1917-18	1918-19	1919-20	1920-21	1916-17	1917-18	1918-19	1919-20	1920-21
JEWELLERY (excluding IMITATION JEWELLERY AND FACIOUS STONES AND PEARLS, UNSET), ALSO PLACES OF GOLD AND SILVER value	—	—	—	—	—	292	701	111	572	1,109
LEATHER "	—	—	—	—	—	1,171	2,186	1,501	680	3,389
LIQUORS (including METHYLATED AND PERFUMED SPIRITS—										
Spirit—										
Brandy . . . . . gals.	248,501	191,171	187,785	172,680	407,405	206,463	191,417	258,400	338,823	704,768
Liquors . . . . . "	6,308	4,876	6,471	9,798	16,771	7,518	7,173	12,345	20,475	38,147
Spirit, present in drugs, medicines, or chemicals . . . . . "	2,304	7,823	1,357	2,422	3,117	5,674	4,029	3,981	8,296	30,394
Spirit, perfumed . . . . . "	4,303	1,563	2,007	2,502	9,333	11,636	6,519	7,076	14,120	32,816
Other sorts of spirit . . . . . "	300	151	941	702	1,370	253	144	995	1,441	2,420
Total Spirit . . . . . "	261,771	199,289	198,561	188,102	437,996	231,544	209,282	283,897	383,155	808,445
Wines—										
Champagne, and other sparkling wines . . . . . "	5,925	5,473	2,621	10,798	19,896	11,922	13,506	7,923	36,990	78,019
Port . . . . . "	287	698	166	1,700	2,058	73	455	148	1,555	1,918
Still red wines, other than port . . . . . "	23,287	14,043	14,062	18,011	21,949	10,590	8,331	14,149	22,548	37,268
Still white wines, other than Sherry, Madeira, and Marsala . . . . . "	1,378	1,289	2,128	2,698	6,611	826	847	2,343	3,417	5,902
Other sorts . . . . . "	67,521	29,953	43,865	45,218	43,219	31,928	17,574	37,285	52,895	42,449
Total Wines . . . . . "	98,998	51,455	62,842	78,418	93,733	55,339	40,713	61,848	117,420	153,548
Other sorts of liquors . . . . . "	17	—	8	—	—	11	—	3	—	—
Total Liquors . . . . . "	360,186	250,742	261,411	266,520	531,729	286,964	249,995	345,248	500,575	961,991
MACHINERY AND MILLWORK—										
Electrical machinery of all kinds, not including instruments, apparatus, appliances and parts thereof value	—	—	—	—	—	936	887	9	95	2,373
Machinery, not being prime-movers or electrical machinery—										
Agricultural machinery . . . . . "	—	—	—	—	—	—	—	—	—	1,136
Machine tools (a) . . . . . "	—	—	—	—	—	—	—	—	—	3,166
Refrigerating machinery . . . . . "	—	—	—	—	—	—	39	—	—	1,786
Sewing and knitting machines and parts thereof—										
Sewing and knitting machines . . . . . "	—	—	—	—	751	—	—	—	—	6,233
Other sorts of machinery value	—	—	—	—	—	84	1,020	709	1,747	2,414
Total Machinery and Millwork . . . . . "	—	—	—	—	—	1,010	1,946	718	1,842	17,110
METALS AND ORES—										
Aluminium . . . . . tons	65	1	—	539	659	199	11	—	5,724	9,061
Brass, Bronze, and similar alloys and manufactures thereof . . . . . "	12	27	28	35	719	248	1,024	971	1,087	5,499
Copper—										
Unwrought—										
Tiles, ingots, cakes, bricks and slabs . . . . . "	—	—	—	254	20	—	—	—	2,589	187
Wrought—										
Brasiers and sheets . . . . . "	—	1	—	—	8,885	—	37	—	—	75,496
Wire excluding wire of telegraph and telephone . . . . . "	—	27	28	—	—	—	170	1,100	—	—
Other manufactures . . . . . "	444	189	483	272	611	14,981	7,506	21,575	11,168	30,555
Total Copper (excluding ore) . . . . . "	444	217	466	526	9,406	14,981	7,713	22,975	13,707	106,188
Iron or steel—										
Sheets and plates—										
Not galvanized or tinned . . . . . tons	37	11	20	—	3,150	1,048	1,563	4,808	107	34,266
Other manufactures of iron or steel . . . . . "	—	—	—	—	11	—	—	—	—	1,129
Steel—										
Bars (b) . . . . . "	—	—	—	110	551	—	—	—	3,349	14,419
Other kinds . . . . . "	—	—	—	—	14	—	—	—	14	352
Total Steel . . . . . "	—	—	—	110	565	—	—	—	3,363	14,771

NOTE.—The sterling figures have been converted at the rate of £10=£1 for 1919-20 and 1920-21, and £15=£1 for earlier years.

(a) Separately recorded from April, 1920.

(b) " " " " " " " " 1919

ARTICLES	QUANTITY					VALUE				
	1916-17	1917-18	1918-19	1919-20	1920-21	1916-17	1917-18	1918-19	1919-20	1920-21
						£	£	£	£	£
<b>METALS AND ORES—continued.</b>										
<b>Lead—</b>										
<b>Unwrought—</b>										
Ore . . . tons	148	..	10	231	636	4,937	..	806	22,325	42,783
Wrought . . . cwts	605	79	5	229	176	1,906	330	49	1,026	731
Total Lead (excluding ore) . . . "	605	79	5	229	176	1,906	330	49	1,026	731
Others . . . "	14	11	22	1	340	779	228	407	216	1,288
Total Metals (excluding ores) . . . tons	94	28	56	177	2,280	19,111	10,859	29,010	25,180	175,386
Total Ores . . . "	148	..	10	231	742	4,937	..	806	22,325	50,297
Total Metals and Ores . . . "	242	28	66	408	3,022	24,048	10,859	29,816	47,505	225,683
<b>MOTOR CARS, MOTOR CYCLES, MOTOR WAGONS AND PARTS THEREOF—</b>										
Motor cars . . . no.	62	1	..	3	192	19,977	921	..	1,289	144,931
Motor cycles . . . "	1	..	..	..	6	20	..	..	..	968
" wagons . . . "	..	..	..	..	67	..	..	..	..	78,223
Parts and accessories (excluding rubber tyres) value	..	..	..	..	..	4,526	929	1,724	3,375	16,074
Total Motor Cars, Motor cycles, etc . . . "	..	..	..	..	..	24,523	1,850	1,724	4,664	240,203
<b>Oils—</b>										
Essential . . . gals.	1,046	2,074	1,858	1,689	4,158	8,497	11,108	9,500	16,344	56,776
Vegetables, non-essential . . . "	1,241	..	..	302	2,781	262	..	..	556	3,652
Other kinds . . . "	8	..	..	..	..	5	..	..	..	..
Total Oils . . . "	2,295	2,074	1,858	1,991	6,939	8,764	11,108	9,500	16,900	60,428
<b>PAINTS AND PAINTERS' MATERIALS—</b>										
Paints and Colours . . . cwts	1,384	212	428	431	651	3,446	589	1,958	4,302	4,843
Painters' materials . . . value	..	..	..	..	..	187	41	150	194	723
Total Paints and Painters' materials . . . "	..	..	..	..	..	3,633	610	2,108	4,496	5,566
<b>PAPER AND PASTEBOARD—</b>										
Writing paper and Envelopes . . . "	..	..	..	..	..	344	..	648	1,009	183
Other kinds of paper . . . "	..	..	..	..	..	5,305	3,169	2,882	10,201	2,244
Paper manufactures (b) . . . "	..	..	..	..	..	..	..	262	301	2,321
Pasteboard, millboard etc. . . cwts	28	..	..	..	11	61	..	..	..	269
Total paper and pasteboard . . . value	..	..	..	..	..	5,770	3,169	3,792	12,111	5,017
<b>PERFUMERY not being PER- FUMED SPIRIT</b>										
Precious stones and pearls, unset . . . "	..	..	..	..	..	1,504	261	245	772	3,609
Precious stones unset (a) . . . "	..	..	..	..	..	206	..	..	1,672	8,671
Pearls, unset (a) . . . "	..	..	..	..	..	..	..	..	..	10,000
<b>PROVISIONS AND OILMAN'S STORES (including FISH AND FRUITS AND VEGETABLES, CANNED OR BOTTLED—</b>										
Cocoa and chocolate . . . cwts	142	69	..	21	167	1,324	578	7	472	4,191
Pickles, chutnies, sauces, and condiments . . . "	58	11	1	16	145	392	101	8	371	1,14
Other sorts of provisions—	..	..	..	..	..	..	..	..	..	..
Canned and bottled provisions—	..	..	..	..	..	..	..	..	..	..
Canned or bottled fruits (c) . . . "	..	..	..	..	586	..	..	..	..	833
Tinned canned fish (a) . . . "	..	..	..	30	179	..	..	..	734	2,61
Other kinds . . . "	2,089	480	341	1,234	1,791	11,325	3,964	4,849	13,797	37,86
Other sorts of provisions value	..	..	..	..	..	1,939	1,014	506	1,703	4,78
Total Provisions, and Oilman's stores . . . "	..	..	..	..	..	14,980	5,657	5,370	17,076	48,94

NOTE—The sterling figures have been converted at the rate of £10=£1 for 1919-20 and 1920-21, and £15=£1 for earlier years  
 (a) Separately recorded from April, 1919  
 (b) " " " " " 1918

No. 13—continued  
FRANCE—continued  
IMPORTS THEREFROM—continued

ARTICLES	QUANTITY					VALUE				
	1916-17	1917-18	1918-19	1919-20	1920-21	1916-17	1917-18	1918-19	1919-20	1920-21
<b>RUBBER—</b>						£	£	£	£	£
Manufactures—										
Tyres for motor cars and motor cycles . . . no.	9,280	11,766	12,428	18,769	32,881	26,902	82,321	55,470	162,611	147,851
Tubes for motor tyres . . . "	28,174	29,122	7,000	32,500	64,242	25,759	24,910	13,399	60,612	79,904
Other manufactures except apparel, boots and shoes . . . value	—	—	—	—	—	3,644	2,174	2,198	24,499	22,904
Total Rubber manufactures . . . "	—	—	—	—	—	55,705	89,405	72,065	227,922	250,659
<b>SEEDS—</b>										
Oil seeds—										
Essential . . . tons	29	2	..	1,121	626	823	143	..	58,748	28,412
Other than oilseeds . . . "	..	..	1	25	14	..	..	107	1,268	9,165
Total seeds . . . "	29	2	1	1,146	640	823	143	107	60,014	34,573
<b>SMOKERS' REQUISITES (excluding TOBACCO) . . . value</b>	—	—	—	—	—	6,123	608	456	248	1,520
<b>SOAP—</b>										
Toilet Soap . . . cwts	40	15	17	18	202	543	199	519	507	4,527
Other sorts . . . "	4	..	10	..	168	14	7	65	21	1,161
<b>STATIONERY (excluding PAPERS) . . . value</b>	—	—	—	—	—	923	110	855	932	2,610
<b>SUGAR—</b>										
Confectionery . . . tons	3	7	1	3	23	955	1,552	376	1,261	7,109
Saccharin . . . lbs	1,800	50	..	10,559	16,776	2,071	141	..	10,072	21,663
Others . . . tons	..	..	..	..	..	..	1	..	..	..
Total Sugar . . . "	4	7	1	3	31	2,026	1,694	376	11,494	28,772
<b>TEXTILES—</b>										
<b>Cotton—</b>										
Manufactures—										
Blankets . . . lbs	19,490	13,896	..	4,255	57,433	1,032	716	..	1,710	6,064
Piece goods—										
White (bleached) . . . yards	..	..	..	147	77,178	..	..	..	74	8,809
Coloured, printed, or dyed . . . "	91,384	140,635	94,778	—	—	5,299	11,248	9,416	—	—
Printed goods (c) . . . "	—	—	—	1,504	64,618	—	—	—	188	7,681
Dyed " (c) . . . "	—	—	—	1,286	14,322	—	—	—	328	2,020
Woven Coloured goods (c) . . . "	—	—	—	15,700	82,258	—	—	—	2,446	6,046
(Thread) sewing . . . lbs	..	..	..	..	1,610	..	..	..	..	1,949
Other sorts of manufactures . . . value	—	—	—	—	—	449	274	55	574	6,523
Total Cotton manufactures (including Twist and yarn) . . . "	—	—	—	—	—	6,780	12,328	9,471	5,830	29,602
Haberdashery and Millinery . . . "	—	—	—	—	—	64,119	48,722	49,681	41,687	—
Lace and embroidery (b) . . . "	—	—	—	—	—	—	—	—	—	44,440
Other sorts (b) . . . "	—	—	—	—	—	—	—	—	—	107,109
<b>Silk—</b>										
Raw . . . lbs	..	..	..	..	1,840	..	..	..	..	2,600
Manufactures—										
Silk yarn, nolls, and warps . . . "	2,610	..	..	..	4,779	1,112	..	..	..	2,226
Goods of silk mixed with other materials . . . yards	1,673,509	730,225	823,326	284,785	289,994	112,249	94,459	121,032	57,846	79,351
Piece goods . . . "	527,245	113,421	120,186	87,749	143,128	40,302	13,195	17,266	23,419	58,523
Other sorts . . . lbs	6,460	1,245	2,091	1,527	2,016	1,094	715	266	293	1,566
Total Silk manufactures (including silk yarn, etc.) . . . value	—	—	—	—	—	156,463	109,369	149,264	62,232	126,712
<b>Wool—</b>										
Manufactures—										
Yarn and knitting wool . . . lbs	..	..	3,244	..	5,300	..	..	2,901	..	5,277
Blankets (b) . . . "	—	—	—	—	26,274	—	—	—	—	5,246
Carpets and rugs . . . "	53,939	11,738	20,400	44,745	11,231	2,702	647	1,056	5,921	5,209
Piece goods . . . yards	12,719	8,651	738	814	218,252	1,415	1,027	63	841	109,066
Other sorts . . . lbs	24,237	935	..	112	1,174	1,227	145	..	62	1,072
Total Woollen manufactures (including Yarn, etc.) . . . value	—	—	—	—	—	5,944	1,519	5,020	6,824	122,673
<b>Artificial silk—</b>										
Artificial silk yarn(s) . . . lbs	—	—	..	1,000	..	—	—	..	1,168	..
Piece goods of Cotton and artificial silk . . . yards	..	..	17,658	..	1,060	..	..	2,093	..	271

NOTE.—The sterling figures have been converted at the rate of £10=£1 for 1919-20 and 1920-21, and £15=£1 for earlier years.

(a) Separately recorded from April, 1916

(b) .. .. .. .. 1922

(c) .. .. .. .. 1922



No. 13—continued

FRANCE—continued

IMPORTS THEREFROM—concluded

ARTICLES	QUANTITY					VALUE				
	1916-17	1917-18	1918-19	1919-20	1920-21	1916-17	1917-18	1918-19	1919-20	1920-21
TOILET REQUISITES (NOT SPECIFIED ELSEWHERE) value	—	—	—	—	—	£ 4,926	£ 2,251	£ 2,831	£ 4,426	£ 11,593
TOYS AND REQUISITES FOR GAMES AND SPORTS including FISHING TACKLE "	—	—	—	—	—	1,320	342	785	641	2,024
UMBRELLAS, AND UMBRELLA FITTINGS— Umbrellas, complete including parasols and sun- shades . . . . . no.	29,939	19,180	24,902	3,783	15,460	4,121	3,259	6,362	1,038	5,975
ARTICLES IMPORTED BY POST value	—	—	—	—	—	121,570	214,924	182,478	181,007	31,485
ALL OTHER ARTICLES OF MERCHANDISE "	—	—	—	—	—	8,922	8,473	2,889	21,586	11,387
GRAND TOTAL . . . . .	—	—	—	—	—	1,357,579	1,086,838	1,230,972	1,768,786	3,636,619

## EXPORTS THERETO

## INDIAN MERCHANDISE

ARTICLES	QUANTITY					VALUE				
	1916-17	1917-18	1918-19	1919-20	1920-21	1916-17	1917-18	1918-19	1919-20	1920-21
ANIMALS, LIVING . . . . . no.	1,900	..	..	308	..	£ 93	£ ..	£ ..	£ 4,512	£ ..
APPAREL including DRAPERY, UNIFORMS, AND ACCOUTREMENTS BUT EXCLUDING HOSIERY AND BOOTS AND SHOES . . . . . value	—	—	—	—	—	148	..	..	1,262	321
ART, WORKS OF . . . . . "	—	—	—	—	—	713	567	1,467	3,050	62
BUILDING AND ENGINEERING MATERIALS . . . . . "	—	—	—	—	—	808	..	..	1,200	..
CANDLES OF ALL KINDS . . . . . lb	..	..	241,406	..	..	..	..	4,526	..	..
CHEMICALS AND CHEMICAL PREPARATIONS (EXCLUDING CHEMICAL MANURES AND MEDICINES)— Potassium compounds— Saltpetre . . . . . cwt	..	.. 160	8,942	4,000	..	..	.. 1,040	11,512	5,145	..
Other sorts . . . . . "	..	..	..	..	..	..	..	..	..	..
Coal, coke and patent fuel— Coal . . . . . tons	..	..	..	..	6,087	..	..	..	..	7,304
COFFEE . . . . . cwt	38,270	27,528	25,054	82,040	41,727	143,001	95,173	99,110	516,273	200,337
COIN, MANUFACTURED (EXCLUDING MOP) . . . . . tons	2,819	172	462	2,492	2,126	38,945	2,380	5,850	58,354	63,102
DRUGS AND MEDICINES (EXCLUDING CHEMICALS AND NARCOTICS) . . . . . value	—	—	—	—	—	24,047	233	115	9,739	10,047
DYEING AND TANNING SUBSTANCES— Cutch and gambler . . . . . cwt	2,615	900	5,150	1,450	4,340	3,334	1,177	6,866	3,669	9,786
Indigo . . . . . "	81	..	..	12	..	2,487	..	..	786	..
Myrobalsam . . . . . "	28,516	21,231	48,856	67,071	20,602	16,697	7,863	19,560	42,932	18,663
Tarmeric . . . . . "	4,347	..	..	1,889	4,549	3,988	..	..	2,784	5,201
Other sorts . . . . . "	1,332	..	..	..	437	627	..	..	..	984
Total Dyeing and Tanning substances . . . . . "	36,791	22,131	53,506	69,922	29,928	27,133	9,040	26,426	50,171	29,634
FINES FOR BRUSHES AND BROOMS . . . . . tons	225	..	..	97	38	5,696	..	..	4,501	1,575
FRUITS AND VEGETABLES value	—	—	—	—	—	45,232	835	363	12,410	10,188
GRAIN, PULSE, AND FLOUR— Barley . . . . . tons	7,578	..	1,139	..	..	55,545	..	10,174	..	3
Pulse— Beans (a) . . . . . "	—	—	4,194	100	..	—	—	57,173	1,461	..
Gram . . . . . "	4,425	..	11,200	..	..	23,681	..	9,864	..	..
Lentils (a) . . . . . "	—	—	15,870	3,397	..	—	—	183,316	67,803	..
Pulse other sorts (b) . . . . . "	35,315	18,421	9,892	..	..	370,456	214,958	74,571	..	17
TOTAL PULSE . . . . . "	39,740	18,421	31,156	3,497	..	399,137	214,958	324,924	69,264	17
Rice, not in the husk . . . . . "	5,935	33,563	131,933	..	1	27,733	220,233	850,072	5	67
Wheat . . . . . "	159,804	177,905	21,005	..	19,811	1,330,101	1,497,293	193,557	12	295,230
Other sorts . . . . . "	101	..	15	..	1	674	..	204	..	37
Total Grain, Pulse, and Flour . . . . . "	213,158	229,889	185,248	3,497	19,812	1,813,190	1,932,304	1,384,937	69,281	295,344
GUMS AND RESINS . . . . . cwt	1,166	..	..	214	735	1,645	..	..	943	2,132

NOTE.—The sterling figures have been converted at the rate of R10=£1 for 1919-20 and 1920-21, and R15=£1 for earlier years  
(a) Separately recorded from April, 1918  
(b) Include figures of "Beans" and "Lentils" prior to 1918

No. 13—continued  
FRANCE—continued  
EXPORTS THERE TO—continued

INDIAN MERCHANDISE—continued

ARTICLES	QUANTITY					VALUE				
	1916-17	1917-18	1918-19	1919-20	1920-21	1916-17	1917-18	1918-19	1919-20	1920-21
<b>HIDES AND SKINS, RAW—</b>										
Hides, raw—						£	£	£	£	£
Buffalo hides	tons 12	2	85	34	57	708	167	10,168	4,061	2,408
	=no. =2,051	=1,406	=14,279	=4,009	=3,656					
Cow hides	tons 1,865	62	25	987	118	170,559	6,546	3,200	130,575	17,170
	=no. =173,421	=21,103	=7,970	=106,739	=32,086					
<b>Calf-skins—</b>										
Buff calf	tons 1	..	58	29	77	127	..	5,566	2,662	4,835
	=no. =503	..	=22,072	=16,465	=47,900					
Cow calf	tons ..	..	..	358	34	..	..	..	58,816	5,342
	=no. ..	..	..	=183,733	=15,680					
Total Hides, raw	tons 1,878	64	169	1,408	286	171,479	6,713	18,029	106,614	27,250
	=no. =175,975	=22,509	=44,321	=309,946	=99,022					
<b>Skins, raw—</b>										
Goat skins	tons 1,095	342	1,382	1,054	291	218,503	76,341	314,345	630,858	122,949
	=no. =1,347,998	=429,635	=1,057,655	=1,546,443	=281,800					
Sheep skins	tons ..	..	124	102	49	..	1,166	23,667	25,772	5,162
	=no. ..	=9,359	=163,879	=110,473	=56,331					
Other Skins	tons ..	..	6	..	7	..	..	804	..	460
	=no. ..	..	=12,055	..	=1,254					
Total Hides and Skins, raw (excluding cuttings of hides and skins, raw)	tons 2,973	411	1,680	2,564	633	389,982	84,210	357,745	851,744	155,841
	=no. =1,523,968	=461,503	=2,177,910	=2,056,362	=538,407					
<b>HORNS, TIPS AND PIECES OF HORN, AND HORNMEAL . cwt</b>										
Lac—										
Button	.. 69	251	132	165	583	282	2,459	1,240	2,895	18,474
Seed	.. ..	.. ..	539	.. ..	.. ..					
Shell	.. 9,044	3,797	9,664	5,092	3,608	40,817	32,064	85,513	95,144	91,427
	.. ..	.. ..	.. ..	.. ..	.. ..					
Total Lac	.. 9,118	4,048	10,335	5,257	4,193	41,099	34,518	91,415	98,039	1,09,011
	.. ..	.. ..	.. ..	.. ..	.. ..					
<b>LEATHERS—</b>										
Hides, tanned or dressed	tons ..	..	..	1	15	..	..	..	260	4,935
	=no. ..	..	..	=775	=4,166					
Skins, tanned or dressed	tons 27	..	60	17	25	10,060	..	46,755	29,701	25,809
	=no. =71,800	..	=168,038	=52,766	=63,487					
Unwrought	cwt ..	..	..	7	18	..	..	..	1,222	1,833
	.. ..	.. ..	.. ..	.. ..	.. ..					
<b>MANURES—</b>										
Bones—										
Crushed (b)	tons ..	..	..	..	7,925	..	..	..	..	72,772
Bone meal (b)	tons ..	..	..	..	510					
Total Manures (c)	.. 8,100	525	..	6,774	8,435	16,155	2,230	..	55,718	81,272
	.. ..	.. ..	.. ..	.. ..	.. ..					
<b>METALS AND ORES—</b>										
Brass, Bronze, and similar alloys	cwt 200	50	..	76	116	1,640	462	..	1,807	1,470
Chromite (chrome iron ore)	tons ..	..	1,414	1,700	1,700					
Ferro Manganese ore (a)	.. ..	.. ..	999	.. ..	.. ..	..	..	24,998	.. ..	.. ..
Manganese ore	.. 61,940	48,056	57,400	48,000	81,016					
Total Metals and Ores	.. 61,950	48,058	59,813	49,704	82,722	77,566	68,668	99,522	92,017	199,074
	.. ..	.. ..	.. ..	.. ..	.. ..					
<b>MICA—</b>										
Mica Block (b)	cwt ..	..	..	..	99	..	..	..	..	2,558
Splittings (b)	.. ..	.. ..	.. ..	.. ..	91					
TOTAL MICA	.. 2,652	.. ..	.. ..	55	190	11,388	.. ..	.. ..	1,376	5,712
	.. ..	.. ..	.. ..	.. ..	.. ..					
Monazite (b)	tons ..	..	..	..	530	..	..	..	..	85,775
	.. ..	.. ..	.. ..	.. ..	.. ..					
<b>OILS—</b>										
<b>Essential—</b>										
Lemon grass oil	gals 21,705	..	4,610	5,810	18,749	18,706	..	7,747	15,671	76,846
Palmarosa (b)	.. ..	.. ..	374	336	973					
Sandal wood oil (b)	.. ..	.. ..	.. ..	.. ..	802	..	..	7,284	7,506	19,260
Other sorts	.. 2,468	688	946	1,973	211					
Total Essential	.. 24,168	688	5,980	8,119	20,735	29,071	4,667	19,031	27,127	105,187
	.. ..	.. ..	.. ..	.. ..	.. ..					
<b>Mineral</b>										
Vegetable, non-essential	.. 904,397	..	2,428,199	9,858,965	14,786,198	5,662	..	21,426	92,428	188,620
Coconut	.. 14,581	38,000	24,000	37,228	2					
Groundnut	.. 6,866	127,636	..	12,740	36	1,597	4,200	2,400	12,427	1
Linseed	.. ..	.. ..	.. ..	.. ..	.. ..					
Mustard or rape	.. 16,865	..	..	2,432	169	..	..	..	..	..
Other sorts	.. 2,531	..	..	..	..					
Total Oils	.. 968,808	164,324	2,458,129	9,919,506	14,807,140	27,800	25,226	42,857	148,910	244,024
	.. ..	.. ..	.. ..	.. ..	.. ..					
<b>Oil CAKES</b>										
PARAFFIN WAX	tons ..	..	1,025	700	..	..	..	49,292	7,167	2,157
PERFUMERY	.. 100	..	..	..	..					
<b>VARIOUS STONES AND FRAGILE, UNSET</b>										
.. ..	.. ..	.. ..	.. ..	.. ..	.. ..	1,318	..	200	9,577	2,632
.. ..	.. ..	.. ..	.. ..	.. ..	.. ..					

NOTE.—The sterling figures have been converted at the rate of B10=£1 for 1919-20 and 1920-21, and B15=£1 for earlier years

(a) Separately recorded from April, 1918  
(b) Separately recorded from April, 1920  
(c) Include "Bones" prior to April 1920

No. 13—continued  
FRANCE—continued  
EXPORTS THERE TO—continued

INDIAN MERCHANDISE—continued

ARTICLES	QUANTITY					VALUE				
	1916-17	1917-18	1918-19	1919-20	1920-21	1916-17	1917-18	1918-19	1919-20	1920-21
PROVISIONS AND OILMAN'S										
STOKES										
RUBBER—										
Raw			134,288	18,212				17,210	2,944	118
SEEDS—										
Oil-seeds—										
Essential	1				29	16				588
Non-essential—										
Castor	16,958	14,652	16,735	1,025	1,178	174,896	185,949	323,798	22,714	25,602
Copra or coconut					300	556,257	61,387		56,674	18,402
Karpoi	22,800	2,233		958						
Cotton				26	1				876	23
Groundnuts	121,215	38,849	2,553	75,425	39,210	1,396,112	517,810	60,609	2,029,639	1,082,838
Linseed	48,208	12,926	6,668	41,287	18,958	651,804	156,505	111,999	1,773,982	462,101
Mowa or mowra	4,115			828	1,261	25,726			18,444	20,583
Mustard	4,387	1,086	1,220	3,198	736	88,226	24,468	36,471	125,470	30,868
Niger				20					776	
Poppy	8,253	1,600	2,534	7,187	4,052	59,878	19,533	45,908	382,987	143,508
Rape	23,426	2,789	10,729	17,871	10,026	239,822	30,456	147,536	642,122	297,806
Sesamum (oil or linill)	51,716	4,514	150	20,224	708	646,131	69,220	2,400	901,299	25,268
Other sorts				10		20			312	
Total Seeds	297,569	73,599	140,599	166,554	71,454	3,333,888	1,055,348	723,716	6,803,795	2,102,067
SPECIMENS ILLUSTRATIVE OF NATURAL SCIENCES										
SPICES—										
Bitolants	1			498	12	77		4	48	1,324
Cardamoms				174	65	1			1,643	42
Ginger	412			1,121	192	841			2,063	1,146
Pepper	25,846	4,264	1,630	16,302	2,577	88,631	14,764	5,460	3,216	660
Other sorts				37	3				90,131	10,774
Total Spices	26,260	4,264	1,630	18,132	2,849	89,478	14,764	5,460	93,028	12,646
TEA, BLACK										
TEXTILES—										
Cotton—										
Raw	18,545	8,022	1,822	10,214	6,867	648,029	621,024	197,040	1,256,747	682,816
Waste (a)			4,417	17,181	6,935			6,973	50,923	18,319
Kapok	70	879		1,208	379	180	1,600		4,969	1,450
Twist and yarn				11,600					1,176	
Manufactures—										
Piece goods—										
Coloured, printed or dyed		32,140		1,257,760	108,341		743		60,292	0,309
Other sorts of manufactures	14,787	1,303		11,683	6,771	1,840	410	187	1,567	1,170
Total Cotton Manufactures including twist and yarn						1,840	1,153	187	72,025	10,569
Haberdashery and Millinery										
Hemp (chiefly spun)—						248			530	1,647
Raw	14,599	2,038	34,183	71,502	20,087	19,267	3,067	59,871	164,464	44,797
Jute—										
Raw	44,837	24,853	42,063	80,731	60,044	984,327	446,434	1,032,867	3,763,253	2,210,280
Manufactures—										
Gunny bags	30,578,900	12,275,000	6,289,650	5,191,600	13,810,600	341,879	123,670	179,436	232,977	582,865
Gunny cloth	55,206,000	91,575,500	75,846,600	80,263,000	18,980,299	512,856	975,722	868,907	710,522	432,142
Silk—										
Raw	177,012	48,695	172,623	108,039	55,610	171,282	60,823	211,106	171,986	85,718
Chassam or waste	603,813	256,004	123,290	773,775	548,409	36,319	21,716	6,790	68,893	68,585
Cocoons	436,302	62,817	10,800	30,813	56,565	71,678	14,778	3,080	7,012	18,406
Total silk, raw	1,216,127	367,516	311,713	912,627	660,584	279,279	97,317	220,976	247,841	162,654
Manufactures—										
Goods of silk mixed with other materials	15,227	13,393				2,055	1,844			
Piece goods	9,204		240	4,339	2,981	1,062		30	1,013	863
Total silk manufacture value						3,117	1,844	30	1,013	863
Wool—										
Raw	15,602				6,196	904				478
Manufactures										
TOBACCO—										
Unmanufactured	5,002,708	5,915,006	13,085,489	4,259,012	361,950	17		1,933	94	3,570
Manufactured	1,440			4,406	3,915	36,817	51,592	261,833	56,975	4,682
TOYS AND REQUISITES FOR GAMES AND SPORTS INCLUDING FISHING TACKLE (OTHER THAN FISHING)						107			1,352	919
WAX OF ALL KINDS, OTHER THAN PARAFFIN WAX (excluding candles)	165			147	2	880			740	27
									1,479	7

NOTE.—The sterling figures have been converted at the rate of £10=₹1 for 1919-20 and 1920-21, and £15=₹1 for earlier years  
(a) Separately recorded from December, 1918

No. 13—continued  
 FRANCE—concluded  
 EXPORTS THERE TO—concluded  
 INDIAN MERCHANDISE—concluded

ARTICLES	QUANTITY					VALUE				
	1916-17	1917-18	1918-19	1919-20	1920-21	1916-17	1917-18	1918-19	1919-20	1920-21
WOOD AND TIMBER—						£	£	£	£	£
Timber, other than railway sleepers—										
Other timber . . . cubic tons	20	..	..	..	260	107	..	..	..	2,002
Wood—										
Ornamental . . . value	—	..	—	—	—	6,350	..	..	362	1,045
Total Wood and Timber	—	—	—	—	—	6,457	..	..	362	4,940
ARTICLES EXPORTED BY POST	—	—	—	—	—	52,211	23,501	..	59,656	249,961
ALL OTHER ARTICLES OF MERCHANDISE	—	—	—	—	—	12,217	4,177	1,160	5,617	15,032
GRAND TOTAL	—	—	—	—	—	9,537,771	5,707,491	5,830,479	15,708,998	8,130,291

FOREIGN MERCHANDISE

ARTICLES	QUANTITY					VALUE				
	1916-17	1917-18	1918-19	1919-20	1920-21	1916-17	1917-18	1918-19	1919-20	1920-21
APPAREL (INCLUDING DRESSING, UNIFORMS, AND ACCOUTREMENTS, BUT EXCLUDING HOSIERY AND BOOTS AND SHOES) . . . value	—	—	—	—	—	£	£	£	£	£
CARRIAGES AND CABS (INCLUDING RAILWAY CARRIAGES), AND PARTS THEREOF	—	—	—	—	—	209	57	13	1,009	2,831
CHEMICALS AND CHEMICAL PREPARATIONS, (EXCLUDING CHEMICAL MANURES AND MEDICINES)	—	—	—	—	—	5,178	..	..	..	..
DRUGS AND MEDICINES (INCLUDING CHEMICALS AND DRUGS)	—	—	—	—	—	1,517	..	924	22,214	7,161
DYING AND TANNING SUBSTANCES	—	—	—	—	—	..	..	583	2,700	..
FRUITS AND VEGETABLES—										
Fruits and vegetables: dried, salted, or preserved . . . tons	10	..	..	40	..	810	3	..	278	..
GRAIN, PULSER, AND FLOUR—										
Wheat	..	..	1,203	..	..	..	..	15,853	..	..
GUMS AND RESINS—										
Arabic . . . cwts	1,828	..	..	1,270	1,640	2,598	..	..	4,080	5,491
Olibanum or frankincense	4,471	..	..	530	300	6,766	..	..	2,220	1,600
Other sorts	896	220	..	400	1,764	1,247	440	..	1,600	5,878
Total Gums and Resins	7,195	220	..	2,200	3,704	10,601	440	..	7,900	12,481
HARDWARE (excluding CUTLERY AND ELECTRO-PLATED WARE)	—	—	—	—	—	12	..	..	146	1,028
HIDES AND SKINS, RAW—										
Skins, raw . . . tons	..	..	..	..	2	..	..	..	..	6,716
INSTRUMENTS, APPARATUS, AND APPLIANCES, AND PARTS THEREOF	—	—	—	—	—	150	..	..	86	1,191
LIQUORS	12	6	..	..	3,120	8	10	..	1,000	3,286
MACHINERY AND MILLWORK	—	—	—	—	—	12	..	..	..	843
METALS AND ORES—										
Copper—										
Wrought . . . cwts	..	..	219	..	231	..	..	1,923	..	859
PAINTS AND COLOURS	—	—	—	—	—	..	..	..	..	..
PERFUMERY (NOT BEING FRAGRANCED SPIRITS)	—	—	—	—	—	1,337	..	..	..	..
PROVISIONS AND OILMAN'S STORES—										
Cloves . . . cwts	1	2,443	..	4	1	7	9,880	..	27	17
SUGAR—										
Cloves	..	..	241	25	..	..	..	1,467	189	..
Sugar, 16 D. S. and above	..	..	2,221	2,594	..	..	..	61,651	110,641	..
TEA	74	..	..	8,416	100	6	..	..	672	18
TEXTILES—										
Cotton, raw . . . tons	..	..	..	..	3	..	..	..	..	1,030
Haberdashery and Millinery	..	..	..	..	..	..	..	..	430	190
Silk, raw . . . lbs	..	..	..	15,930	5,419	..	..	..	9,799	3,930
Silk manufactures . . . lbs	..	..	..	..	2,100	1,211	420	..	3,533	3,733
Wool, raw . . . lbs	..	..	..	..	..	..	..	..	4,998	144
Wool manufactures . . . value	..	..	..	..	..	..	..	..	..	674
WOOD AND TIMBER	—	—	—	—	—	—	—	—	—	—
ARTICLES RE-EXPORTED BY POST	—	—	—	—	—	1,637	1,343	..	622	14,367
ALL OTHER ARTICLES OF MERCHANDISE	—	—	—	—	—	675	139	14	1,033	2,017
GRAND TOTAL	—	—	—	—	—	23,271	12,297	82,433	173,513	67,360
GRAND TOTAL OF INDIAN AND FOREIGN MERCHANDISE	—	—	—	—	—	9,561,042	5,719,788	5,902,912	15,882,306	8,197,841

NOTE.—The sterling figures have been converted at the rate of £10=21 for 1919-20 and 1920-21, and £15=21 for earlier years

No. 13—continued

SPAIN

IMPORTS THEREFROM

ARTICLES	QUANTITY					VALUE				
	1916-17	1917-18	1918-19	1919-20	1920-21	1916-17	1917-18	1918-19	1919-20	1920-21
BUILDING AND ENGINEERING MATERIALS, other than of iron, steel, or wood—						£	£	£	£	£
Asphalt . . . . . tons	..	..	..	..	805	..	..	..	..	10,639
COAL, COKE, AND PATENT FUEL—										
Coal . . . . . "	..	..	..	232	..	..	..	1,028	..	..
CORK MANUFACTURES . . cwt	1,012	371	222	749	627	6,492	2,452	2,204	10,360	9,389
DYEING AND TANNING SUBSTANCES—										
Cochineal . . . . . lbs	62	80	1,412	500	864	1,167	1,397	20,316	8,407	16,062
Iron . . . . . "	41,345	46,601	46,138	75,837	21,366	45,619	60,064	106,343	180,973	25,303
Total Dyeing and Tanning substances . value	—	—	—	—	—	46,786	61,461	127,159	198,380	41,365
FRUITS AND VEGETABLES . "	—	—	—	—	—	19	41	438	351	1,088
GLASS AND GLASSWARE—										
Beads and false pearls, cwt	..	..	..	4	1,738	..	..	..	2,139	12,337
Other glassware . value	—	—	—	—	—	..	..	..	6	..
Total glass and glassware . "	—	—	—	—	—	..	..	..	2,145	12,337
LIQUORS (including METHYLATED AND FUMIGATED SPIRITS—										
Spirit—										
Brandy . . . . . gals.	95	..	96	151	1,831	55	..	121	152	1,813
Wines—										
Port . . . . . "	3,257	3,312	2,994	5,953	2,495	2,507	1,107	1,719	4,175	2,497
Still red wines, other than port . . . . . "	1,329	1,054	1,486	1,557	6,377	347	510	312	733	3,594
Sherry, Madeira, and Marsala . . . . . "	1,761	1,081	7,330	2,499	1,463	893	541	4,162	2,175	1,376
Other sorts . . . . . "	5,521	3,966	14,963	15,813	1,814	1,076	510	6,272	6,005	1,100
Total Wines . . . . . "	17,368	10,313	26,773	25,822	12,140	4,823	3,721	12,465	13,088	8,567
Other sorts of liquors . . "	5	485	108	692	4	..	323	60	971	10
Total Liquors . . . . . "	17,468	10,798	26,977	26,665	12,144	4,822	4,044	12,646	14,211	10,390
METALS AND ORES—										
Lead—										
Unwrought—										
Ore . . . . . tons	..	..	..	..	12	..	..	..	..	1,010
PAPER AND PAPERBOARD . value	..	..	..	..	..	1	..	2,813	7,526	..
PRECIOUS STONES AND PEARLS, UNSET—										
Precious stones, unset(s) . "	..	..	..	..	..	..	..	..	..	3,281
SALT . . . . . tons	75,410	43,840	15,751	90,811	67,646	232,437	213,938	59,340	209,511	247,031
ARTICLES IMPORTED BY PORT . value	—	—	—	—	—	1	59	80	..	1
ALL OTHER ARTICLES OF MERCHANDISE . . "	—	—	—	—	—	536	499	539	687	1,054
GRAND TOTAL . . . . . "	—	—	—	—	—	291,332	282,603	205,848	536,600	340,771

EXPORTS THERETO

INDIAN MERCHANDISE

ARTICLES	QUANTITY					VALUE				
	1916-17	1917-18	1918-19	1919-20	1920-21	1916-17	1917-18	1918-19	1919-20	1920-21
GUNS AND BRINS . . . cwt	..	..	..	..	240	£	£	£	£	£ 751
HIDES AND SKINS, RAW—										
Hides, raw—										
Buffalo hides . . . . . tons	61	..	..	38	42	7,339	..	..	2,348	2,072
.. .. .. no.	=38,081	..	..	=3,040	=4,010	..	..	..	..	..
Cow hides . . . . . tons	1,717	..	86	2,445	1,383	204,551	..	8,686	415,857	162,801
.. .. .. no.	=718,122	..	=34,213	=741,950	=430,592	..	..	..	..	..
Calf skins . . . . . tons	288	..	92	493	372	36,405	..	12,596	82,228	49,004
.. .. .. no.	=11,312	..	=31,412	=230,974	=170,631	..	..	..	..	..
Total Hides, raw . . . . . tons	2,066	..	178	2,966	1,797	248,295	..	21,232	500,433	213,877
.. .. .. no.	=762,383	..	=65,625	=975,364	=595,333	..	..	..	..	..
SKINS, RAW—										
Goat skins . . . . . tons	..	..	..	4	37	..	..	..	1,392	16,944
.. .. .. no.	..	..	..	=3,624	=43,980	..	..	..	..	..
Sheep skins . . . . . tons	..	..	..	1	..	..	..	..	276	21
.. .. .. no.	..	..	..	=2,760	=315	..	..	..	..	..
Total Skins, raw . . . . . tons	..	..	..	5	37	..	..	..	1,668	16,965
.. .. .. no.	..	..	..	=6,384	=43,195	..	..	..	..	..

NOTE.—The sterling figures have been converted at the rate of £10=21 for 1919-20 and 1920-21, and £15=21 for earlier years  
(a) Separately recorded from April 1919

No. 13—continued  
SPAIN—continued  
EXPORTS THERE TO—continued

## INDIAN MERCHANDISE—continued

ARTICLES	QUANTITY					VALUE				
	1916-17	1917-18	1918-19	1919-20	1920-21	1916-17	1917-18	1918-19	1919-20	1920-21
HIDES AND SKINS, RAW—contd						£	£	£	£	£
Total of Hides and Skins, raw	2,066 —762,385	..	178 —65,625	3,971 —982,248	3,834 —638,428	248,295	..	31,282	602,101	280,642
SAC—										
Shell . . . . . cwt	..	..	..	147	..	..	..	..	2,540	..
SEEDS—										
Non-essential—										
Castor . . . . . tons	1,075	600	..	..	300	10,491	5,850	..	..	4,805
Groundnuts . . . . . "	773	..	..	150	1,576	8,244	..	..	4,334	44,041
Linseed . . . . . "	300	..	..	..	625	2,173	..	..	..	17,368
Other sorts . . . . . "	..	..	..	..	..	..	..	1	..	..
TOTAL SEEDS . . . . . "	2,048	600	..	150	2,301	20,908	5,850	1	5,334	66,211
TBA . . . . . lbs	..	..	..	85,274	..	..	..	..	5,392	..
TEXTILES—										
Cotton—										
Raw . . . . . tons	12,724	622	123	7,732	13,675	700,280	52,650	10,467	1,008,806	1,433,666
Waste (a) . . . . . cwt	—	—	..	87	934	—	—	..	313	2,987
Hemp (chiefly <i>sans</i> ), raw . . . . . "	..	..	..	805	7,366	—	..	..	4,780	11,005
Jute, raw . . . . . tons	37,693	38,144	13,056	19,138	23,857	739,731	542,857	244,532	794,970	850,710
Jute manufactures (including twist and yarn) value	—	—	—	—	—	..	..	..	8,800	145,785
Wool, carpets and rugs . . . . . lbs	..	..	..	..	3,735	..	..	..	..	956
WOOD AND TIMBER—										
Teak wood . . . . . cubic tons	..	..	279	..	..	..	..	3,349	..	..
ALL OTHER ARTICLES OF MERCHANDISE . . . . . value	—	—	—	—	—	3,443	3,013	3,851	18,891	14,565
GRAND TOTAL . . . . . "	—	—	—	—	—	1,717,657	604,370	283,484	2,256,927	2,757,557

## FOREIGN MERCHANDISE

ARTICLES	QUANTITY					VALUE				
	1916-17	1917-18	1918-19	1919-20	1920-21	1916-17	1917-18	1918-19	1919-20	1920-21
SUGAR . . . . . tons	..	..	..	..	251	£	£	£	£	£
TEXTILE—										
Cotton, raw . . . . . "	..	..	..	..	101	..	..	..	..	48,268
GRAND TOTAL . . . . . VALUE	—	—	—	—	—	5	..	134	..	73,381
GRAND TOTAL OF INDIAN AND FOREIGN MERCHANDISE . . . . . value	—	—	—	—	—	1,717,662	604,370	283,618	2,256,927	2,830,938

GIBRALTAR  
IMPORTS THEREFROM

ARTICLES	QUANTITY					VALUE				
	1916-17	1917-18	1918-19	1919-20	1920-21	1916-17	1917-18	1918-19	1919-20	1920-21
DYEING AND TANNING SUBSTANCES—						£	£	£	£	£
Safran . . . . . lbs	..	..	..	12,188	21,041	..	..	..	35,291	55,123
LIQUORS including METHYLATED AND PERFUMED SPIRITS—										
Spirits . . . . . gals.	4	..	10	102	229	2	..	44	228	568
Wines—										
Port . . . . . "	1,100	1,280	2,476	2,108	2,198	991	1,034	2,156	2,453	3,096
Still red wines, other than port . . . . . "	26	1,536	3,316	458	221	4	543	1,463	563	248
Sherry, Madeira and Marsala . . . . . "	639	3,225	2,105	3,980	3,442	509	2,060	1,722	6,006	4,925
Other sorts . . . . . "	..	301	988	166	299	..	200	1,045	313	541
Total Wines . . . . . "	1,778	6,322	8,886	6,701	6,155	1,504	3,871	6,386	9,315	8,930
Total Liquors . . . . . "	1,778	6,322	8,896	6,803	6,384	1,506	3,871	6,430	9,543	9,792

NOTE.—The sterling figures have been converted at the rate of £10=£1 for 1919-20 and 1920-21, and £15=£1 for earlier years  
(a) Separately recorded from December, 1918

GIBRALTAR—continued

IMPORTS THEREFROM—continued

ARTICLES	QUANTITY					VALUE				
	1916-17	1917-18	1918-19	1919-20	1920-21	1916-17	1917-18	1918-19	1919-20	1920-21
<b>METALS AND ORES—</b>						£	£	£	£	£
Lead—										
Wrought—										
Sheets for tea-chests, cwts	..	..	3,540	..	..	..	..	8,232	..	..
Other sorts . . . "	..	..	..	..	250	..	1	5	1	689
Total Lead (excluding ore) ..	..	..	3,540	..	250	..	1	8,237	1	689
<b>ARTICLES IMPORTED BY POST . . . value</b>	—	—	—	—	—	3,894	3,744	8,878	12,253	19,109
<b>ALL OTHER ARTICLES OF MERCHANDISE . . . "</b>	—	—	—	—	—	518	170	1,548	1,558	2,639
<b>GRAND TOTAL . . . "</b>	—	—	—	—	—	5,918	7,786	25,091	58,766	87,367

EXPORTS THERETO

INDIAN MERCHANDISE

ARTICLES	QUANTITY					VALUE				
	1916-17	1917-18	1918-19	1919-20	1920-21	1916-17	1917-18	1918-19	1919-20	1920-21
<b>ART. WORKS OF . . . value</b>	—	—	—	—	—	2	..	553	1,718	..
<b>FURNITURE AND CABINETWARE ..</b>	—	—	—	—	—	323	87	242	1,764	14
<b>METALS—</b>										
Brass, Bronze, and similar alloys . . . cwts	94	5	..	55	77	743	34	..	615	673
<b>SUGAR . . . tons</b>	150	..	..	..	..	3,938	..	..	..	..
<b>TEA BLACK . . . lbs.</b>	120	34,590	4,000	..	..	10	1,198	133	..	..
<b>TEXTILES—</b>										
Cotton—										
Manufactures . value	—	—	—	—	—	1,896	419	800	7,095	1,137
Haberdashery and millinery ..	—	—	—	—	—	2,129	478	90	1,368	..
Tobacco, manufactured . lbs.	3,955	1,640	..	1,499	6,005	266	80	..	329	920
<b>ARTICLES EXPORTED BY POST . . . value</b>	—	—	—	—	—	1,035	10,490	27,785	20,654	5,283
<b>ALL OTHER ARTICLES OF MERCHANDISE . . . "</b>	—	—	—	—	—	907	191	89	967	807
<b>GRAND TOTAL . . . "</b>	—	—	—	—	—	11,249	12,977	29,692	34,510	9,039

FOREIGN MERCHANDISE

ARTICLES	QUANTITY					VALUE				
	1916-17	1917-18	1918-19	1919-20	1920-21	1916-17	1917-18	1918-19	1919-20	1920-21
<b>APPAREL (including DRESSERY, UNIFORMS, ACCOUTREMENTS, BUT EXCLUDING HOSIERY AND BOOTS AND SHOES) . . . value</b>	—	—	—	—	—	1,263	17	133	637	635
<b>SUGAR—</b>										
Sugar, 16 Dutch Standard and above. . . tons	501	..	..	..	..	12,312	..	..	..	..
<b>TEXTILES—</b>										
Cotton—										
Manufactures—										
Piecegoods . . . yards	10,747	..	2,460	300	6,540	535	..	82	14	191
Other sorts . . . value	—	—	—	—	—	57	..	..	715	181
Silk—										
Manufactures—										
Piecegoods . . . "	304,931	15,745	..	34,914	7,315	9,093	1,922	..	5,477	1,066
<b>ARTICLES RE-EXPORTED BY POST . . . "</b>	—	—	—	—	—	13	352	2,307	2,705	896
<b>ALL OTHER ARTICLES OF MERCHANDISE . . . "</b>	—	—	—	—	—	495	..	307	802	176
<b>GRAND TOTAL . . . "</b>	—	—	—	—	—	23,778	2,291	2,829	10,350	3,145
<b>GRAND TOTAL OF INDIAN AND FOREIGN MERCHANDISE . . . "</b>	—	—	—	—	—	35,027	15,268	32,521	44,860	12,184

NOTE.—The sterling figures have been converted at the rate of £10=₹1 for 1919-20 and 1920-21, and £15=₹1 for earlier years

No. 13—continued

PORTUGAL  
IMPORTS THEREFROM

ARTICLES	QUANTITY					VALUE				
	1916-17	1917-18	1918-19	1919-20	1920-21	1916-17	1917-18	1918-19	1919-20	1920-21
CORK MANUFACTURES . . . cwt	7	80	70	91	84	£ 98	£ 751	£ 1,133	£ 397	£ 1,103
LIQUORS, including METHYLATED AND PERFUMED SPIRITS—										
Wines—										
Port . . . . . gals.	2,581	649	1,439	2,177	4,890	1,042	457	1,245	2,751	6,590
Still red wines, other than port . . . . .	495	106	45	233	2,454	119	58	16	242	1,239
Other sorts . . . . .		181	223	180	420		100	115	179	422
Total Wines . . . . .	3,176	936	1,612	2,540	7,764	1,161	615	1,276	3,172	8,251
Other sorts of liquors . . . . .	1				50	1				215
Total Liquors . . . . .	3,177	936	1,612	2,540	7,814	1,162	615	1,276	3,172	8,466
PROVISIONS AND OILMAN'S STORES (INCLUDING FISH AND FRUITS AND VEGETABLES CANNED OR BOTTLED)—										
Canned and bottled provisions . . . . . tons	82				1,168	2,104				9,994
STATIONERY (excluding PAPER) . . . . .							20,556			
ARTICLES IMPORTED BY POST . . . . .		1							1	
ALL OTHER ARTICLES OF MERCHANDISE . . . . .						10	5		121	145
GRAND TOTAL . . . . .	3,177	936	1,612	2,540	7,814	2,871	21,925	2,512	3,091	20,068

EXPORTS THERETO

INDIAN MERCHANDISE

ARTICLES	QUANTITY					VALUE				
	1916-17	1917-18	1918-19	1919-20	1920-21	1916-17	1917-18	1918-19	1919-20	1920-21
CORK MANUFACTURED (EXCLUDING ROPE) . . . . . tons					414	£ 80				12,073
GRAIN, PULSE, AND FLOUR . . . . .	13,373	4,000			7,912	104,456	26,067			132,000
TEXTILES—										
Cotton, raw . . . . .				35	61				5,000	6,408
ALL OTHER ARTICLES OF MERCHANDISE . . . . . value							2,453	612		20
GRAND TOTAL . . . . .						104,456	29,120	702	5,000	151,008

FOREIGN MERCHANDISE

ARTICLES	QUANTITY					VALUE				
	1916-17	1917-18	1918-19	1919-20	1920-21	1916-17	1917-18	1918-19	1919-20	1920-21
TOTAL VALUE . . . . .						£ 10	£ 46	£ ..	£ ..	£ 10
GRAND TOTAL OF INDIAN AND FOREIGN MERCHANDISE . . . . . value						104,456	29,166	702	5,000	151,018

MALTA AND GOZO

IMPORTS THEREFROM

ARTICLES	QUANTITY					VALUE				
	1916-17	1917-18	1918-19	1919-20	1920-21	1916-17	1917-18	1918-19	1919-20	1920-21
LIQUORS including METHYLATED AND PERFUMED SPIRITS—										
Wines—										
Port . . . . . gals.			2,392		29			1,907		50
Sherry, Madeira and Marsala . . . . .	126	66	1,473		53	77	67	1,213		75
Other sorts . . . . .			12		22			27		53
Total Liquors . . . . .	126	66	2,877		109	77	67	2,147		184
TEXTILES—										
Haberdenbery and Millinery . . . . . value						1,233				
ARTICLES IMPORTED BY POST . . . . .						723	2,244	30	127	19
ALL OTHER ARTICLES OF MERCHANDISE . . . . .						229	78		219	29
GRAND TOTAL . . . . .						2,292	2,399	2,184	366	232

NOTE.—The sterling figures have been converted at the rate of £10=£1 for 1919-20, and 1920-21 and £15=£1 for earlier years



MALTA AND GOZO—continued

EXPORTS THERETO

INDIAN MERCHANDISE

ARTICLES	QUANTITY					VALUE				
	1916-17	1917-18	1918-19	1919-20	1920-21	1916-17	1917-18	1918-19	1919-20	1920-21
GRAIN, PULSES, AND FLOUR— tons	8,388	6,719				£ 67,148	£ 61,515	£	£	£
TEA, BLACK— lbs		227,962	41,751				7,700	1,342		
TEXTILES— Cotton manufactures (in- cluding twist and yarn) value		1				1,351		575		
Jute— (gunny cloth) yds.					13,000					500
ALL OTHER ARTICLES OF MERCHANDISE . . . value						106				
<b>GRAND TOTAL</b> . . .						68,605	69,278	1,917		500

FOREIGN MERCHANDISE

ARTICLES	QUANTITY					VALUE				
	1916-17	1917-18	1918-19	1919-20	1920-21	1916-17	1917-18	1918-19	1919-20	1920-21
CARRIAGES AND CARRS (includ- ing RAILWAY CARRIAGES) AND PARTS THERE OF . . . value										701
SUGAR— SUGAR, 16 DUTCH STAND- ARD AND ABOVE . . . tons	50					1,119				
ALL OTHER ARTICLES OF MERCHANDISE . . . value						202				
<b>TOTAL</b> . . .						1,321				701
<b>GRAND TOTAL OF INDIAN AND FOREIGN MER- CHANDISE</b> . . .						69,926	69,278	1,917		1,201

MADEIRA

IMPORTS THEREFROM

ARTICLES	QUANTITY					VALUE				
	1916-17	1917-18	1918-19	1919-20	1920-21	1916-17	1917-18	1918-19	1919-20	1920-21
LIQUORS, INCLUDING METHYLATED AND PERFUMED SPIRITS—										
Wines— Sherry, Madeira and Marsala . . . Gals.					183					280
<b>GRAND TOTAL</b> . . . value					183					280

EXPORTS THERETO

INDIAN MERCHANDISE

NJ

FOREIGN MERCHANDISE

NJ

Note.—The sterling figures have been converted at the rate of £10=£1 for 1919-20 and 1920-21, and £16=£1 for earlier years.

No. 13—continued

CYPRUS

IMPORTS THEREFROM

ARTICLES	QUANTITY					VALUE				
	1916-17	1917-18	1918-19	1919-20	1920-21	1916-17	1917-18	1918-19	1919-20	1920-21
TOTAL VALUE						£	£	£	£	£
EXPORTS THERETO										
INDIAN MERCHANDISE.										

ARTICLES	QUANTITY					VALUE				
	1916-17	1917-18	1918-19	1919-20	1920-21	1916-17	1917-18	1918-19	1919-20	1920-21
Fruits and vegetables— Onions cwt					27,701					12,808
Grain Pulse and Flour Beans (c) Tons				100					1,850	
Rides, raw Tons	3	30		5	20	72	2,207		239	2,208
Seeds Tons				93					2,785	
Cotton, Twist and yarn lbs	16,000	124,000	10,000	26,400	220,000	475	10,627	833	4,445	23,023
Jute—gunny bags (30)	30,000	27,100	20,000		25,000	1,110	1,614	2,400		2,775
Tobacco unmanufactured lbs		84,318	164,228	20,000			1,152	2,449	3,000	
All other articles of merchandise value						1,867	1,220	15	2,064	
GRAND TOTAL						3,624	17,080	6,607	12,108	24,001

ARTICLES	QUANTITY					VALUE				
	1916-17	1917-18	1918-19	1919-20	1920-21	1916-17	1917-18	1918-19	1919-20	1920-21
TOTAL VALUE						£	£	£	£	£
FOREIGN MERCHANDISE										

ARTICLES	QUANTITY					VALUE				
	1916-17	1917-18	1918-19	1919-20	1920-21	1916-17	1917-18	1918-19	1919-20	1920-21
TOTAL VALUE						£	£	£	£	£
GRAND TOTAL OF INDIAN AND FOREIGN MERCHANDISE value						6,191	17,080	6,714	15,111	24,004

NOTE.—The sterling figures have been converted at the rate of £10=£1 for 1919-20 and 1920-21, and £15=£1 for earlier years  
(a) Separately recorded from April 1915

SWITZERLAND

IMPORTS THEREFROM

ARTICLES	QUANTITY					VALUE				
	1916-17	1917-18	1918-19	1919-20	1920-21	1916-17	1917-18	1918-19	1919-20	1920-21
APPAREL (excluding HOSIERY AND BOOTS AND SHOES)— Apparel (including drapery uniforms, accoutrements) . . . value	—	—	—	—	—	£ 4,518	£ 540	£ 2,059	£ 2,341	£ 13,621
Hats, Caps, bonnets and hatter's ware . . . "	—	—	—	—	—	1,072	..	..	..	3,561
BOOTS AND SHOES—										
Of leather . . . pairs	..	52	..	..	6,348	..	30	..	..	8,661
.. other materials . . . "	102	..	..	720	4,544	19	..	..	326	5,141
BUILDING AND ENGINEERING MATERIALS other than OF IRON, STEEL OR WOOD value	—	—	—	—	—	..	..	..	..	861
CHEMICALS AND CHEMICAL PREPARATIONS excluding CHEMICAL MANURES AND MEDICINES . . . "	—	—	—	—	—	108	905	218	..	1,293
CLOCKS AND WATCHES AND PARTS THEREOF—										
Clocks and time-pieces no.	14,880	790	899	116	5,739	3,839	874	301	288	4,319
Watches . . . "	273,445	257,020	218,757	78,581	274,851	72,526	74,447	87,018	48,563	251,720
Parts of clocks and watches . . . value	—	—	—	—	—	144	547	789	585	1,522
Total Clocks and Watches, etc. "	—	—	—	—	—	76,009	75,368	89,008	44,436	257,570
CUTLERY . . . "	—	—	—	—	—	..	..	..	1,289	1,085
DRUGS AND MEDICINES excluding CHEMICALS AND NARCOTICS . . . "	—	—	—	—	—	274	188	188	1,343	217
DYING AND TANNING SUBSTANCES—										
Dyes obtained from Coal tar—										
Alizarine . . . lbs.	..	..	..	..	20,908	..	..	..	..	4,182
Aniline . . . "	41,713	49,085	152,753	516,073	296,955	12,562	14,540	60,852	275,369	146,423
Others . . . value	—	—	—	—	—	107	..	315	1,343	..
Total Dyeing and Tanning substances . . . "	—	—	—	—	—	12,669	14,540	61,167	276,712	150,610
EARTHENWARE AND PORCELAIN (excluding PIPES OF EARTHENWARE) . . . "	—	—	—	—	—	..	..	..	5	1,120
FURNITURE AND CABINETWARE . . . "	—	—	—	—	—	18	681	..	..	1,683
HARDWARE, (excluding CUTLERY AND ELECTROPLATED WARE) . . . "	—	—	—	—	—	1,048	2,048	1,587	2,347	6,531
INSTRUMENTS, APPARATUS, AND APPLIANCES, AND PARTS THEREOF—										
Electrical (including telegraph and telephone apparatus not being machinery) . . . "	—	—	—	—	—	2,181	1,862	7,746	8,761	8,380
Musical . . . "	—	—	—	—	—	5,672	8,366	10,108	2,656	8,253
Other kinds . . . "	—	—	—	—	—	72	81	335	155	656
Total Instruments, etc. . . . "	—	—	—	—	—	7,925	10,309	18,189	11,572	17,289
JEWELLERY (excluding IMITATION JEWELLERY AND PRECIOUS STONES AND PEARLS UNSET), ALSO PLATE OF GOLD AND SILVER . . . "	—	—	—	—	—	52	65	..	20	1,047
LIQUORS (including MENTHOLATED AND PERFUMED SPIRITS) . . . gals.	21	..	337	568	620	107	..	400	1,086	1,213
MACHINERY AND MILLWORK— Time-movers (other than electrical) . . . value	—	—	—	—	—	3,583	10,136	14,327	5,507	2,047
Electrical machinery of all kinds . . . "	—	—	—	—	—	394	..	997	12,373	..
Machinery not being prime-movers or electrical machinery . . . "	—	—	—	—	—	..	..	..	..	..
Rice and flour mill machinery . . . "	—	—	—	—	—	..	..	..	..	..
Textile machinery . . . "	—	—	—	—	—	992	755	10,176	19,884	18,455
Other sorts of machinery . . . "	—	—	—	—	—	4,283	1,074	328	6,096	393
Total Machinery and Millwork . . . "	—	—	—	—	—	616	10,889	2,952	14,768	6,596
<b>Total</b>						<b>9,848</b>	<b>22,853</b>	<b>34,780</b>	<b>58,408</b>	<b>27,491</b>

NOTE.—The sterling figures have been converted at the rate of £10=£1 for 1916-'20 and 1920-'21, and £12=£1 for earlier years.

No. 13—continued  
 SWITZERLAND—continued  
 IMPORTS THEREFROM—continued

ARTICLES	QUANTITY					VALUE				
	1916-17	1917-18	1918-19	1919-20	1920-21	1916-17	1917-18	1918-19	1919-20	1920-21
<b>METALS AND ORES—</b>										
Aluminium—										
Wrought—										
Circles (b) .. cwt.		18,453	5,331		98		22,000			1,738
Brass, Bronze, and simi- lar alloys and manu- factures thereof ..		8,450			2				15	2,426
Iron or Steel .. tons	141			8	1	6,858			1,818	254
Oils .. gals.	200	103	57	11	147	2,572	1,801	1,177	206	2,124
<b>PAPER AND PASTEBOARD—</b>										
Paper—										
Packing paper .. cwt.	122		51		1,045	215		267		2,352
Writing paper and en- velopes .. value	1,000					324		145		2,951
Paper manufactures ..								470	267	1,727
Other kinds of paper .. cwt.	72	32	2		221	516	423	23	600	1,506
Paste-board, millboard, and carboard of all kinds ..					25					22
Total Paper and Pasteboard value						1,452	423	1,035	1,677	10,829
<b>PRECIOUS STONES AND PEARLS UNSET</b>										
	12							1,079		
<b>PROVISIONS AND OILMAN'S STORES INCLUDING FISH AND FRUITS AND VEGETABLES, CANNED OR BOTTLED</b>										
Cocoa and chocolate .. cwt.	688	118	305	27	605	4,609	1,238	2,023	172	12,807
Milk, condensed and pre- served ..	6,382	1,484	198	283	499	20,259	5,051	623	1,222	2,297
Canned and bottled pro- visions ..	33		4	24	1,806	152		63	249	2,253
Other sorts of provisions value						522	65		255	1,142
Total Provisions, and oilman's stores ..						25,978	6,519	2,672	2,115	22,492
<b>STATIONERY (excluding paper)</b>										
						1,009	118	801		2,158
<b>SUGAR—</b>										
Confectionery .. tons	2	10		1	23	440	1,637	59	227	6,976
Saccharin .. lbs.	2,810	200		2,320	7,414	4,598	1,096		2,355	9,708
Total Sugar .. tons	2	10		1	23	440	1,637	59	227	6,976
<b>TEXTILES—</b>										
Cotton—										
Manufactures—										
Twist and yarn .. lbs.	91,700	144,800	4,000	79,300	416,772	19,210	17,215	824	12,070	152,795
Handkerchiefs and shawls in the piece (a) no.	82,400	154,698	11,556			760	1,825	512		
Handkerchiefs (c) .. no.				69,780	159,420				1,222	4,222
Shawls (c) .. "					3,000					477
Hosiery .. value						431	227	260	221	
Underwear (b) ..										2,022
Other sorts (b) ..										2,047
Lace and patent net .. yards	153,212	77,178		1,205	25,945	8,225	5,030		424	5,997
Piece goods—										
White (bleached) ..	965,265	167,622	25,759	566,024	2,238,520	24,056	7,207	1,612	27,220	221,710
Coloured, printed, or dyed ..	2,105,562	1,097,220	494,322			89,129	24,222	20,107		
Printed goods (c) ..				602,024	669,972				22,709	52,222
Dyed goods (c) ..				222,220	222,192				22,109	122,227
Woven coloured goods (c) ..				162,022	222,022				22,009	52,220
Other sorts of manu- factures .. value						25	21			602
Total Cotton manufactures (including twist and yarn)						122,222	62,707	22,212	122,021	722,222
Haberdashery and mil- linery ..										
						122,222	22,222	22,227	127,021	
Lace and embroidery(b) ..										222,222
Other sorts (b) ..										222,121

NOTE.—The sterling figures have been converted at the rate of £10=21 for 1919-20 and 1920-21 and £15=21 for earlier years.  
 (a) Subdivided into "Handkerchiefs" and "Shawls" from April 1919.  
 (b) Separately recorded from April, 1920.  
 (c) " " " " 1919.

No. 13—continued  
 SWITZERLAND—continued.  
 IMPORTS THEREFROM—concluded

ARTICLES	QUANTITY					VALUE				
	1916-17	1917-18	1918-19	1919-20	1920-21	1916-17	1917-18	1918-19	1919-20	1920-21
<b>TEXTILES—continued.</b>						£	£	£	£	£
<b>Silk—</b>										
Manufactures—										
Silk yarn, bolls, and warps lbs	9,055	..	..	..	1,695	3,364	..	..	..	671
Goods of silk mixed with other materials yards	37,604	65,215	24,482	78,418	37,727	2,867	5,239	5,037	16,466	20,191
Piece goods ..	56,795	16,047	14,259	35,317	40,057	9,966	2,975	3,432	13,928	23,331
Other sorts value	—	—	—	—	—	20	..	..	..	..
Total silk manufactures (including silk yarn, etc.) ..	—	—	—	—	—	16,246	8,207	8,469	27,516	49,221
<b>Wool—</b>										
Manufactures—										
Yarn and spinning wool lbs	2,322	487	4,335	385	25,235	1,682	819	234	1,056	36,611
Hosiery ..	90,370	50,889	3,342	..	41,117	6,002	3,326	307	..	13,363
Piece goods ..	17,623	4,016	..	..	..	1,669	626	..	..	..
Shawls ..	..	..	..	..	..	..	..	..	..	..
Other sorts value	—	—	—	—	—	..	..	..	..	..
Total Wool manufactures (including yarn, etc.) ..	—	—	—	—	—	8,490	4,066	1,363	1,066	52,222
Artificial silk—										
Piece goods of cotton and artificial silk yards	4,855	..	..	..	49,849	587	..	..	..	5,918
<b>TOOLS AND REQUISITES FOR GAMES AND SPORTS INCLUDING FISHING TACKLE</b>										
..	..	..	..	..	..	35	21	67	89	1,048
<b>ARTICLES IMPORTED BY POST AND ALL OTHER ARTICLES OF MERCHANDISE.</b>										
..	..	..	..	..	..	6,411	8,598	10,147	17,317	55,416
..	..	..	..	..	..	613	1,986	1,615	3,502	5,447
<b>GRAND TOTAL</b>						454,826	285,726	305,781	395,645	2,280,401

EXPORTS THERETO

INDIAN MERCHANDISE

ARTICLES	QUANTITY					VALUE				
	1916-17	1917-18	1918-19	1919-20	1920-21	1916-17	1917-18	1918-19	1919-20	1920-21
<b>COFFEES</b>						£	£	£	£	£
COIN, MANUFACTURED (EXCLUDING ROPE) tons	348	..	..	4,820	17	3,739	..	..	31,797	141
FRUITS AND VEGETABLES value	344	45	57	157	..	4,898	720	700	3,132	3
<b>GRAIN, PULSES, AND FLOUR—</b>										
Rice not in the husk—										
Cleaned rice(a) ..	..	..	..	..	2,598	..	..	..	..	46,901
Broken cleaned rice(a) ..	..	..	..	..	668	..	..	..	..	7,386
Other sorts(a) ..	..	..	..	..	3,094	..	..	..	..	48,082
Total Rice, not in the husk. ..	8,514	29,965	18,357	..	6,360	33,760	203,481	92,816	..	97,269
<b>HIDES AND SKINS, RAW—</b>										
Hides, raw ..	34	5	..	..	..	5,900	740	..	..	..
.. ..	8,530	2,000	..	..	..	..	..	..	..	..
Skins, raw ..	..	2,086	..	..	..	..	731	..	..	..
<b>LAC—</b>										
Shell ..	..	..	630	..	..	..	..	5,584	..	..
<b>Metals and Ores—</b>										
Manganese ore ..	..	..	..	..	500	..	..	..	..	1,900
<b>OILS—</b>										
Essential ..	2,052	56	..	1,320	..	1,975	267	..	3,300	..
<b>Vegetable, Non-essential—</b>										
Caster ..	..	..	..	31,211	..	..	..	..	10,032	..
Coconut ..	..	..	..	101,290	..	..	..	..	22,578	..
Lined ..	..	..	..	45,596	..	..	..	..	16,320	..
TOTAL OILS ..	2,052	56	..	178,417	..	1,975	267	..	64,210	..
<b>PRECIOUS STONES AND PEARLS, UNSET</b>										
..	..	..	..	..	..	..	..	..	2,620	16

NOTE.—The sterling figures have been converted at the rate of R10=£1 for 1918-20 and 1920-21, and R15=£1 for earlier years  
 (a) Separately recorded from April 1919

No. 13—continued  
SWITZERLAND—concluded  
EXPORTS THEREFROM—continued

INDIAN MERCHANDISE—continued

ARTICLES	QUANTITY					VALUE				
	1916-17	1917-18	1918-19	1919-20	1920-21	1916-17	1917-18	1918-19	1919-20	1920-21
<b>SEEDS—</b>						£	£	£	£	£
Copra or coconut kernel . . . . . tons				188					11,202	
Groundnuts . . . . .				189	1,503	30			7,500	42,148
Linseed . . . . .				541	350				41,064	12,454
Mustard . . . . .	40			10	11	774			707	433
Rape . . . . .					500					15,337
Sesamum (Til or tilhil) . . . . .				3,322	500				106,764	20,600
Other sorts . . . . .	76			197	11	301			300	284
Total seeds . . . . .	77			4,047	2,375	1,085			237,597	91,444
<b>TEXTILES—</b>										
Cotton, raw . . . . . lbs	592,371	437		1,412	410	41,334	35,884		178,726	66,333
Twist and Yarn . . . . .				12,000					1,906	
Other sorts of manufactures . . . . . value									808	
Jute, raw . . . . . tons	424	357				3,559	9,192			
“ manufactures— Gunny cloth . . . . . yards	300,000	250,000				2,615	2,633			
Wool, carpets and rugs . . . . . lb	890			2,634	4,425	1,199			1,312	2,743
All OTHER ARTICLES OF MERCHANDISE . . . . . value						544	300	2,576	7,168	5,239
<b>GRAND TOTAL</b> . . . . .						116,483	249,502	101,976	529,545	256,337

FOREIGN MERCHANDISE

ARTICLES	QUANTITY					VALUE				
	1916-17	1917-18	1918-19	1919-20	1920-21	1916-17	1917-18	1918-19	1919-20	1920-21
<b>APPAREL (including HOSIERY AND BOOTS AND SHOES) . . . . . value</b>										877
<b>MACHINERY AND MILL WORK . . . . .</b>						1,435				15
<b>TEXTILES—</b>										
Woolen manufactures . . . . .										694
All other articles of Merchandise . . . . .										476
<b>GRAND TOTAL</b> . . . . .						1,435				1,746
<b>GRAND TOTAL OF INDIAN AND FOREIGN MERCHANDISE</b> . . . . .						116,907	249,502	101,976	529,545	257,083

ITALY

IMPORTS THEREFROM

ARTICLES	QUANTITY					VALUE				
	1916-17	1917-18	1918-19	1919-20	1920-21	1916-17	1917-18	1918-19	1919-20	1920-21
<b>APPAREL (including HOSIERY AND BOOTS AND SHOES) . . . . .</b>						£	£	£	£	£
Apparel (including drapery, uniforms, accoutrements) . . . . . value						10,433	4,037	2,993	2,594	25,124
Gold and silver thread . . . . .									107	1,037
Hats, caps, bonnets, and hatter's ware . . . . .						44,190	27,648	23,690	22,686	213,468
Others . . . . .						27	29		687	10
Total Apparel (including hosiery and boots and shoes) . . . . .						54,710	31,713	26,302	25,464	139,574
<b>ST. WORKS OF, other than PICTURES . . . . .</b>						2,021	6,122	3,171	9,309	11,436

NOTE.—The sterling figures have been converted at the rate of £10=£1 for 1919-20 and 1920-21, and £15=£1 for earlier years.

IMPORTS THEREFROM—continued

ARTICLES	QUANTITY					VALUE				
	1916-17	1917-18	1918-19	1919-20	1920-21	1916-17	1917-18	1918-19	1919-20	1920-21
ASBESTOS— Manufactured (except for packing) (a) value	—	—	—	—	—	—	—	—	—	3,428
BOOTS AND SHOES— Of leather . . . . . pairs	—	—	567	988	2,208	—	—	408	978	2,010
„ other materials . . . . . „	—	1,120	—	—	1,380	—	554	—	—	1,822
Total Boots and Shoes . . . . . „	—	1,120	567	988	3,588	—	554	408	978	3,832
BUILDING AND ENGINEERING MATERIALS other than OF IRON, STEEL, OR WOOD—										
Fire-bricks (b) . . . . . no.	—	—	—	—	23,118	—	—	—	—	5,373
Cement . . . . . tons	—	850	—	2	43	—	3,722	—	17	478
Tiles . . . . . no.	9,905,559	2,892,519	313,400	635,528	6,803,156	16,503	12,439	17,213	44,643	150,873
Other kinds . . . . . value	—	—	—	—	—	1,557	2,557	232	—	1,591
Total Building and Engi- neering materials . . . . . „	—	—	—	—	—	18,070	18,718	17,445	44,665	157,815
BUTTONS OF ALL SORTS . . . . . „	—	—	—	—	—	55,418	27,795	13,236	11,376	87,745
CARRIAGES AND CARRS (excluding RAILWAY CAR- RIAGES AND PARTS THERE- OF) . . . . . „	—	—	—	—	—	—	—	—	—	5,039
CHEMICALS AND CHEMICAL PREPARATIONS (excluding CHEMICAL MANURES AND MEDICINES)—										
Acids—										
Tartaric (a) . . . . . cwt	1,156	242	1,207	43	620	17,457	3,801	21,305	8,352	10,223
Other sorts . . . . . „	—	—	—	—	—	—	—	—	915	1,224
Total Acids . . . . . „	1,156	242	1,207	43	620	17,457	3,801	21,305	9,267	11,447
Alum (b) . . . . . „	—	—	—	—	1,760	—	—	—	—	2,156
Potassium Compounds . . . . . „	40	73	—	536	980	562	1,059	—	2,333	4,369
Sulphur (Brimstone) . . . . . „	94,419	42	—	16,222	70,007	51,731	21	—	20,850	80,986
Other sorts . . . . . value	—	—	—	—	—	371	894	42	479	2,246
Total Chemicals and Chemi- cal preparations, etc. . . . . „	—	—	—	—	—	70,121	5,775	21,550	32,929	101,204
CLOCKS AND WATCHES AND PARTS THEREOF—										
Clocks and time-pieces . . . . . no.	—	—	—	1	1,371	—	—	—	1	1,097
Watches . . . . . „	1,071	—	—	12	10,296	121	—	—	3	5,968
Total Clocks and Watches, etc. value	—	—	—	—	—	121	—	—	4	7,065
CORAL . . . . . lbs	34,954	30,458	10,935	51,046	19,106	1,784	2,891	1,171	3,875	1,978
CORDAGE AND ROPE OF VEGETABLE FIBRE (ex- cluding JUTE AND COTTON) cwt	1,299	77	132	163	165	10,825	560	3,634	3,510	1,938
CUTLERY . . . . . value	—	—	—	—	—	—	—	—	1,239	1,199
DRUGS AND MEDICINES (ex- cluding CHEMICALS AND NARCOTICS)—										
Proprietary and patent medicines . . . . . value	—	—	—	—	—	2,074	3,273	1,236	5,273	3,707
Storax (including liquid storax (rose mallow)) . . . . . lbs	—	—	—	—	12,278	—	—	—	—	1,230
Other sorts of drugs and medicines . . . . . value	—	—	—	—	—	1,637	1,317	3,051	3,990	3,720
Total Drugs and Medicines . . . . . „	—	—	—	—	—	3,711	4,490	4,337	9,263	8,657
DYING AND TANNING SUB- STANCES—										
Dyes obtained from coal tar—										
Alizarine . . . . . „	—	—	—	—	5,952	—	—	—	—	1,070
Aniline . . . . . „	98	800	—	120	53,692	242	256	—	26	31,749
Saffron . . . . . „	40	100	—	—	—	87	298	—	—	547
Other sorts . . . . . cwt	—	200	498	—	63	—	208	1,009	—	—
Total Dyeing and Tan- ning substances . . . . . value	—	—	—	—	—	329	792	1,009	26	33,366
EARthenWARE AND PORCELAIN (excluding PIPE OF EARthenWARE) . . . . . „	—	—	—	—	—	2,453	334	40	10	1,023
FRUITS AND VEGETABLES—										
Fresh fruits and vege- tables . . . . . „	—	—	—	—	—	353	8	—	5,713	7,529
Fruits and vegetables: dried, salted, or pre- served not being canned or bottled—										
Almonds . . . . . tons	1,241	776	618	4,063	1,298	64,268	44,654	37,235	432,991	105,865
Others . . . . . value	—	—	—	—	—	533	119	64	123	201
Total Fruits and Vegetables . . . . . „	—	—	—	—	—	65,153	44,781	37,349	433,214	105,865

NOTE—The sterling figures have been converted at the rate of £ 10 = 21 for 1919-20 and 1920-21, and £ 15 = 21 for earlier years.  
(a) Separately recorded from April, 1919.  
(b) 1918.

No. 13—continued  
 ITALY—continued  
 IMPORTS THEREFROM—continued

ARTICLES	QUANTITY					VALUE				
	1916-17	1917-18	1918-19	1919-20	1920-21	1916-17	1917-18	1918-19	1919-20	1920-21
<b>FURNITURE AND CABINETS—</b>										
WALL—										
Furniture of other materials (other than bedsteads) value	—	—	—	—	—	149	140	—	362	2,239
Mouldings . . . . .	—	—	—	—	—	8,522	915	889	2,995	22,750
<b>GLASS AND GLASSWARE—</b>										
Bangles . . . . .	—	—	—	—	—	860	180	—	16,042	14,246
Beads and false pearls . . . . . cwt	8,464	5,355	1,228	1,423	4,622	22,525	34,986	5,948	14,660	52,244
Sheet and plate . . . . . sup. ft.	100	—	—	—	—	1	—	—	—	—
Other glassware . . . . . value	—	—	—	—	—	6,115	1,780	1,040	1,825	6,942
Total Glass and Glassware . . . . .	—	—	—	—	—	45,501	36,946	6,988	32,547	104,485
<b>GLUE (a) . . . . . cwt</b>	—	—	—	—	327	—	—	—	—	2,071
<b>GUNS AND RESINS . . . . .</b>	186	—	—	—	25	1,568	—	—	—	407
<b>HARDWARE, excluding CUTLERY AND ELECTROPLATED WARE—</b>										
Agricultural implements value	—	—	—	—	—	—	—	—	536	2,310
Gas mantles (b) . . . . .	—	—	—	—	—	—	—	—	10	3,774
Lamps, metal . . . . . no.	2,520	1,852	—	96	3,807	209	146	—	2	2,715
Parts of lamps, other than glass . . . . . value	—	—	—	—	—	100	412	—	—	1,012
Other sorts . . . . .	—	—	—	—	—	5,056	1,152	2,709	851	5,280
Total Hardware, etc. . . . .	—	—	—	—	—	5,365	1,710	2,709	1,400	16,100
<b>INSTRUMENTS, APPARATUS, AND APPLIANCES, AND PARTS THEREOF—</b>										
Electrical . . . . . including telegraph and tele- phone apparatus (not being machinery)— electric fans and parts thereof . . . . . value	—	—	—	—	—	25,648	49,411	68,255	53,929	61,336
Electric wires and cables . . . . .	—	—	—	—	—	2,909	2,159	1,961	1,568	258
Other sorts . . . . .	—	—	—	—	—	2,624	2,420	9,228	4,822	14,028
Total Instruments, Elec- trical, etc. . . . .	—	—	—	—	—	42,181	56,000	79,449	60,319	75,622
<b>Musical :</b>										
Talking machines and accessories—										
Talking machines . . . . . no.	1,022	328	666	37	440	2,424	758	1,706	197	2,720
Accessories . . . . . value	—	—	—	—	—	95	—	—	—	6,499
Other sorts includ- ing parts of musical . . . . .	—	—	—	—	—	18	52	152	254	220
<b>Optical . . . . .</b>	—	—	—	—	—	2	—	8	—	1,551
<b>Scientific and philoso- phical . . . . .</b>	—	—	—	—	—	—	2,702	29,167	2,126	4,510
<b>Surgical . . . . .</b>	—	—	—	—	—	122	—	1	—	1,229
<b>Other kinds . . . . .</b>	—	—	—	—	—	1	—	251	1	271
Total Instruments, Ap- paratus, and Appli- ances, and parts thereof . . . . .	—	—	—	—	—	44,222	60,512	110,260	63,402	94,772
<b>LEATHER . . . . .</b>	—	—	—	—	—	94	62	—	421	4,421
<b>LIQUORS, including METHYLA- RED AND PERFUMED SPIRITS—</b>										
Spirit . . . . . gals	199	11	5	67	583	167	56	6	219	1,147
<b>Wines—</b>										
Champagne and other liq. sparkling wines . . . . . gals	580	205	356	1,411	1,246	514	224	445	2,528	2,972
Still red wines other than port . . . . .	2,065	441	722	764	1,524	679	294	569	1,021	1,421
Other sorts, including Vermouth and Ginger wine . . . . .	14,662	12,956	29,272	12,712	14,223	5,910	7,682	25,485	17,954	15,620
Total Wines . . . . .	17,307	14,602	30,450	15,887	17,713	7,103	8,200	26,519	22,513	20,090
<b>Other sorts of liquors . . . . .</b>	12	—	—	—	22	2	—	—	—	10
Total Liquors . . . . .	17,319	14,602	30,450	15,909	17,735	7,105	8,200	26,525	22,722	21,226

NOTE.—The sterling figures have been converted at the rate of £10=21 for 1916-20 and 1920-21, and £15=21 for earlier years.  
 (a) Separately recorded from April, 1920  
 (b) . . . . . April, 1912



ARTICLES	QUANTITY					VALUE				
	1916-17	1917-18	1918-19	1919-20	1920-21	1916-17	1917-18	1918-19	1919-20	1920-21
<b>MACHINERY AND MILLWORK—</b>						\$	\$	\$	\$	\$
Prime-movers (other than electrical) . . . value	—	—	—	—	—	8,912	108	..	..	7,81
Electrical machinery of all kinds, not including instruments, apparatus, appliances and parts thereof—										
Generators, alternators, and dynamos . . . "	—	—	—	—	—	..	..	..	852	69
Motors . . . "	—	—	—	—	—	455	163	380	484	2,90
Other kinds . . . "	—	—	—	—	—	8,275	7,927	12,423	3,066	6,02
Total Electrical Machinery of all kinds. . . "	—	—	—	—	—	8,730	8,119	12,758	5,302	9,63
Machinery, not being prime-movers or electrical machinery—										
Agricultural machinery. . . "	—	—	—	—	—	..	..	..	611	6,21
Rice and flour mill machinery . . . "	—	—	—	—	—	542	73	833	213	..
Machine tools(a) . . . "	—	—	—	—	—	..	..	..	..	3,03
Others . . . "	—	—	—	—	—	1,058	5,264	..	15,175	2,04
Total Machinery and Millwork . . . "	—	—	—	—	—	10,242	13,645	13,586	21,301	30,24
<b>MANURES—</b>										
Artificial and mineral manures . . . tons	150	..	..	..	..	2,802	..	..	..	..
<b>METALS AND ORES—</b>										
Brass, Bronze, and similar alloys and manufactures thereof—										
Wrought—										
Mixed or yellow metal, for sheathing . . . cwts	..	..	..	2,468	17,896	1	..	..	19,168	179,57
Other sorts . . . "	..	2	..	1,723	3,252	1	8	..	10,841	30,75
German silver (including nickel silver) . . . "	..	74	..	..	23	..	1,041	..	..	24
Lead—										
Unwrought—										
Ore . . . tons	..	..	..	4	..	..	..	..	465	..
Quicksilver . . . lbs	..	..	..	15,898	14,848	..	..	..	4,740	4,00
Others . . . tons	83	15	1	1	56	977	207	7	40	3,31
Total Metals (excluding Ores) . . . "	83	19	1	218	1,122	979	1,256	7	34,789	218,00
<b>TOTAL METALS AND ORES . . . "</b>	<b>83</b>	<b>19</b>	<b>1</b>	<b>222</b>	<b>1,122</b>	<b>979</b>	<b>1,256</b>	<b>7</b>	<b>35,254</b>	<b>219,00</b>
<b>MOTOR CARS, MOTOR CYCLES, MOTOR WAGONS AND PARTS THEREOF—</b>										
Motor cars . . . no.	44	18	1	17	318	25,677	8,897	438	7,911	165,70
Motor cycles . . . "	..	..	..	6	1	..	..	..	796	6
Motor wagons . . . "	3	1	..	44	295	1,784	749	..	33,208	216,64
Parts of motor cars and motor cycles . . . value	—	—	—	—	—	1,349	2,715	139	5,495	11,20
Total Motor Cars, Motor Cycles, Motor Wagons and parts thereof . . . "	—	—	—	—	—	28,810	12,361	572	47,410	393,80
<b>OILS . . . gals.</b>	<b>224</b>	<b>209</b>	<b>22,000</b>	<b>3,232</b>	<b>1,278</b>	<b>692</b>	<b>1,127</b>	<b>3,474</b>	<b>1,730</b>	<b>4,60</b>
<b>OIL-CLOTH AND FLOOR-CLOTH . . . sq. yards</b>	<b>11,528</b>	..	..	..	13,091	1,163	..	..	..	3,31
<b>PAINTS AND PAINTERS' MATERIALS . . . value</b>	—	—	—	—	—	3,501	1,411	934	3,688	4,44
<b>PAPER AND PASTEBOARD—</b>										
Paper—										
Printing papers . . . cwts.	141	77	..	..	711	485	371	..	..	2,51
Writing paper and envelopes . . . value	—	—	—	—	—	7,601	1,903	112	641	1,02
Other kinds of paper . . . "	—	—	—	—	—	1,301	2,206	6	1,427	1,75
Paper manufactures (b)										
Pasteboard, millboard and carboard of all kinds cwts	..	..	..	..	..	..	..	895	446	28
Total Paper and Pasteboard . . . "	—	—	—	—	30	..	..	..	..	19
<b>PROVISIONS AND OILMAN'S STORES—</b>										
Cocoa and Chocolate . . . cwts.	224	2	4	96	361	1,735	55	67	1,536	7,58
Jams and Jellies . . . "	1	..	..	1	217	8	..	..	8	1,01
Milk, condensed and preserved, (including milk cream) . . . "	2,784	..	..	..	..	..	..	..	..	..
Other sorts of provisions—										
Canned and bottled provisions . . . "	844	191	226	136	518	2,947	1,302	1,377	1,739	6,52
Other sorts of provisions . . . value	—	—	—	—	—	1,046	325	708	1,235	94
Total Provisions and Oilman's stores . . . "	—	—	—	—	—	14,525	1,523	2,153	4,566	16,22

NOTE.—The sterling figures have been converted, at the rate of £10=£1 for 1916-20 and 1920-21, and £15=£1 for earlier years.  
 (a) Separately recorded from April, 1920  
 (b) " " " " April, 1918

No. 13—continued  
ITALY—continued  
IMPORTS THEREFROM—concluded

ARTICLES	QUANTITY					VALUE				
	1916-17	1917-18	1918-19	1919-20	1920-21	1916-17	1917-18	1918-19	1919-20	1920-21
<b>RUBBER—</b>						£	£	£	£	£
Manufactures—										
Tyres for motor cars and motor cycles no.	17,676	20,678	3,050	13,943	58,971	67,353	50,856	13,145	98,412	435,906
Tubes for motor tyres	5	2,233	..	2,319	7,707	2	2,870	..	3,967	12,648
Other manufactures except apparel, boots, and shoes value	—	—	—	—	—	1,738	840	36	3,350	20,232
Total Rubber manufactures	—	—	—	—	—	59,093	54,066	15,181	105,629	468,779
<b>SEEDS—</b>										
Oilseeds—										
Essential	..	..	..	11	44	..	..	..	519	1,795
SMOKER'S REQUISITES (excluding tobacco) value	—	—	—	—	—	2,389	531	..	636	504
<b>SOAP</b>										
STATIONERY (excluding PAPER) value	67	5	..	6	79	392	57	..	91	1,216
<b>STONE AND MARBLE—</b>										
Stone and marble	3,015	2,146	896	2,425	3,970	12,014	11,023	11,064	31,572	72,239
Articles of Stone and marble	944	1,120	19	264	173	4,494	6,088	283	5,563	10,173
<b>SUGAR—</b>										
Confectionery tons	9	5	3	4	17	1,971	1,125	592	2,325	6,677
Saccharin lbs	..	..	..	..	1,000	..	..	..	..	1,204
<b>TEXTILES—</b>										
<b>Cotton—</b>										
Manufactures—										
Twist and yarn lbs	20,655	18,800	..	114,900	208,272	1,855	2,493	..	35,744	74,278
Blankets	18,436	7,793	..	18,564	24,472	3,023	445	..	1,477	4,967
Canvas	..	..	..	..	3,104	..	..	..	..	2,222
Handkerchiefs and shawls in the piece no.	18,506	5,366	..	14,450	951	2,419	710	..	5,419	399
Hosiery value	..	..	..	..	..	2,173	764	..	83	..
Piece goods—										
White (bleached) yards	52,491	..	..	9,600	242,212	1,939	..	..	1,450	35,328
Coloured, printed, or dyed	14,170,489	7,005,140	1,321,759	1,385,311	9,757,438	701,831	434,732	111,625	161,980	1,237,245
Fents of all descriptions	40,367	..	..	..	24,392	1,320	..	..	..	7,423
Other sorts of manufactures value	..	..	..	..	..	6,950	589	248	3	2,739
Total Cotton manufactures (including twist and yarn)	..	..	..	..	..	720,615	439,733	111,873	206,126	1,364,806
<b>Flax—</b>										
Manufactures value	..	..	..	..	..	3,867	4,471	10,329	..	20
Haberdashery and Millinery	..	..	..	..	..	92,654	44,028	42,533	42,274	..
Lace and embroidery (a)	..	..	..	..	..	..	..	..	..	87,495
Other sorts (a)	..	..	..	..	..	..	..	..	..	87,124
<b>Hemp—</b>										
Raw	..	59	..	70	60	..	568	..	952	1,029
Manufactures—										
Cloth yards	29,660	..	52,360	70,696	6,000	2,513	..	9,104	13,538	1,116
Other sorts value	..	..	..	..	..	..	..	..	..	303
<b>Jute—</b>										
Manufactures—										
Canvas yards	..	10,600	..	..	..	..	1,627	..	..	..
<b>Silk—</b>										
Manufactures—										
Silk yarn, noils, and warps lbs	46,211	50,483	67,907	85,588	80,461	16,918	23,494	35,556	44,801	43,647
Goods of silk mixed with other materials yards	2,192,327	991,972	362,626	171,532	523,827	127,732	77,367	29,176	30,719	109,516
Piece goods	5,644	6,982	5,048	2,577	189,057	708	441	1,325	2,121	37,701
Other sorts lbs	1,395	181	..	..	5,055	615	21	..	..	3,005
Total Silk manufactures (including silk yarn, etc.) value	..	..	..	..	..	145,973	101,233	66,017	77,641	198,159
<b>Wool—</b>										
Manufactures—										
Yarn and knitting wool lbs	..	..	..	..	3,600	..	..	..	..	5,753
Blankets value	..	..	..	..	14,680	..	..	..	..	2,208
Carpets and rugs lbs	170	29,166	..	13,935	17,115	80	1,227	..	1,226	2,809
Piece goods yards	11,438	..	..	2,716	27,783	734	..	..	232	12,555
Shawls no.	3,917	1,443	1,074	13,631	1,666	1,433	925	922	7,771	894
Other sorts value	..	..	..	..	..	1,432	123	..	203	..
Total Woolen manufactures (including yarn and knitting wool)	..	..	..	..	..	3,739	2,225	932	9,432	24,231
<b>Artificial silk—</b>										
Piece goods of cotton and artificial silk yards	421,023	522,163	49,534	310,934	463,216	28,170	17,252	4,523	36,208	79,756
<b>TOILET REQUISITES (NOT SPECIALLY RECORDED)</b> value	..	..	..	..	..	4,569	929	37	901	2,749
<b>TOYS AND REQUISITES, FOR GAMES AND SPORTS including FISHING TACKLE</b>	..	..	..	..	..	615	69	30	313	3,323
UMBRELLAS AND UMBRELLA FITTINGS	..	..	..	..	..	152	..	..	20	1,166
<b>ARTICLES IMPORTED BY POST</b>	..	..	..	..	..	61,439	166,449	35,249	3,358	68,215
<b>ALL OTHER ARTICLES OF MERCHANDISE</b>	..	..	..	..	..	10,802	6,017	1,265	1,365	15,043
<b>GRAND TOTAL</b>	..	..	..	..	..	1,848,596	1,180,256	611,492	1,366,381	4,124,169

NOTE.—The sterling figures have been converted at the rate of £10=51 for 1919-20 and 1920-21, £15=51 for earlier years  
(a) Separately recorded from April, 1922

No. 18—continued  
ITALY—continued  
EXPORTS THERE TO

INDIAN MERCHANDISE

ARTICLES	QUANTITY					VALUE				
	1916-17	1917-18	1918-19	1919-20	1920-21	1916-17	1917-18	1918-19	1919-20	1920-21
ANIMALS, LIVING . . . no.	..	..	..	202	..	\$ ..	\$ ..	\$ ..	\$ 6,252	\$ ..
COAL . . . . . tons	..	..	..	..	3,486	..	..	..	..	5,21
COFFEE . . . . . cwt	..	..	..	276	400	..	..	..	1,914	2,80
COIN, MANUFACTURED (excluding ROPE) . . . tons	362	..	198	536	613	5,062	..	2,644	13,167	17,14
DRUGS AND MEDICINES (EXCLUDING CHEMICALS AND NARCOTICS) . . . value	—	—	—	—	—	4,040	42	..	5,658	4,73
<b>DYEING AND TANNING SUBSTANCES—</b>										
Indigo . . . . . cwt	750	371	110	..	19	28,421	11,122	1,914	..	63
Myrobalans . . . . . "	23,245	9,623	3,000	11,825	12,413	6,808	2,714	700	6,557	5,43
Other sorts . . . . . "	137	..	..	..	632	125	..	..	..	1,04
Total Dyeing and Tanning substances . . . "	24,132	9,994	3,110	11,825	13,064	35,354	13,836	2,614	6,557	7,104
FIBRE FOR BRUSHES AND BROOMS . . . . . tons	30	16	..	..	10	2,260	433	..	..	501
<b>FRUITS AND VEGETABLES—</b>										
Fruits and vegetables; dried, salted, or pre- served, all sorts . . . tons	540	55	22	598	838	7,234	600	193	9,335	12,576
<b>GRAIN, PULSE, AND FLOUR—</b>										
Barley . . . . . "	..	..	9,546	..	..	..	..	62,728	..	..
Jawar and Bajra . . . . . "	..	..	..	64	..	..	..	..	2,205	..
<b>Pulse—</b>										
Gram . . . . . "	..	..	10,795	8	..	..	..	73,049	250	..
Lentils (a) . . . . . "	..	..	3,297	..	..	..	..	33,832	..	..
Pulse, other sorts (b) . . . "	..	3,500	673	400	..	2	26,342	7,293	4,500	..
Total Pulse . . . . . "	..	3,500	14,765	468	..	2	26,342	115,074	4,750	..
Rice, not in the husk . . . "	25,585	107,935	154,356	..	2,100	165,734	535,413	1,002,997	..	46,200
Wheat . . . . . "	129,477	154,795	20,413	..	13,000	1,123,092	1,325,070	275,585	..	282,799
Total Grain, Pulse, and flour . . . "	155,062	264,220	205,580	532	15,199	1,293,828	1,860,825	1,456,384	6,955	278,999
<b>HIDES AND SKINS, RAW—</b>										
Buffalo hides . . . . . { tons 112 no. 27,480	54	80	97	173	12,492	4,771	7,150	6,325	10,963	
Cow hides . . . . . { tons 8,186 no. 2,271,287	7,623	4,691	4,084	2,937	954,653	768,526	433,531	705,247	281,755	
CALF-SKINS— . . . . . { tons 346 no. 185,679	130	268	631	120	41,093	13,513	23,608	33,328	6,097	
Total Hides, raw . . . . . { tons 8,644 no. 2,484,446	7,812	5,039	5,712	3,250	1,008,238	776,810	469,289	795,900	301,715	
Skins, raw . . . . . { tons 3 no. 3,550	..	..	2	25	250	13	..	898	5,478	
Total Hides and Skins, raw . . . { tons 8,647 no. 2,487,946	7,812	5,039	5,714	3,275	1,008,488	776,823	469,289	796,798	307,193	

NOTE.—The sterling figures have been converted at the rate of R10=£1 for 1919-20 and 1920-21, and R15=£1 for earlier years  
(a) Separately recorded from April, 1918  
(b) Include "Lentils" prior to April, 1918

No. 13—continued  
 ITALY—continued  
 EXPORTS THERE TO—continued

INDIAN MERCHANDISE—continued

ARTICLES	QUANTITY					VALUE				
	1916-17	1917-18	1918-19	1919-20	1920-21	1916-17	1917-18	1918-19	1919-20	1920-21
<b>HORNS, AND TIPS AND PIECES OF HORN AND HORNMEAL—</b>										
LAC—										
Button	55	..	..	..	383	210	..	..	..	11,388
Shell	100	..	3,992	146	884	839	..	33,187	2,793	16,441
<b>LEATHERS—</b>										
Hides tanned or dressed—										
Cow hides	{ tons	..	..	138	..	..	..	..	49,830	31
	{ =no.	..	..	=34,685	=36	..	..	..	..	..
Other hides	{ tons	..	..	..	..	..	..	..	40	11
	{ =no.	..	..	=100	=36	..	..	..	..	..
Total Hides tanned or dressed.	{ tons	..	..	138	..	..	..	..	49,870	42
	{ =no.	..	..	=34,785	=72	..	..	..	..	..
Skins tanned or dressed—										
Goat Skins	{ tons	..	..	4	1	..	..	..	2,785	608
	{ =no.	..	..	=10,300	=2,036	..	..	..	..	..
Sheep Skins	{ tons	3	..	..	2	933	..	..	1	1,186
	{ =no.	=5,600	..	=3	=6,636	..	..	..	..	..
Total Skins tanned or dressed	{ tons	3	..	4	3	933	..	..	2,786	1,791
	{ =no.	=5,600	..	=10,303	=8,672	..	..	..	..	..
Total Hides and skins, tanned or dressed	{ tons	3	..	142	3	933	..	..	52,656	1,802
	{ =no.	=5,600	..	=45,088	=8,744	..	..	..	..	..
Unwrought MANURES—										
Bones, crushed (b)	tons	..	..	44	..	..	..	..	918	..
		..	..	..	968	..	..	..	..	10,413
<b>METALS AND ORES—</b>										
Brass, bronze and similar alloys and manufactures	cwt	8	..	..	38	3	69	..	714	123
Chromite	tons	..	2,191	2,870	..	1,800	4,632	6,496	..	4,800
Ferro manganese (a)	"	..	..	4,453	..	..	..	111,818	..	..
Iron or steel	"	2,498	297	..	..	4,394	594	..	..	..
Manganese ore	"	28,400	10,300	1,575	8,750	13,700	84,599	13,140	2,195	17,900
Metals unenumerated	cwt	..	..	..	..	2	..	..	..	40,742
Total Metals and Ores	tons	30,898	12,688	3,898	8,752	15,300	41,058	18,616	130,004	16,614
Mica block (b)	cwt	..	..	..	..	401	..	..	..	9,037
" splittings (b)	"	..	..	..	..	231	..	..	..	2,132
TOTAL MICA	cwt	28	..	..	137	772	623	..	2,981	11,169
<b>OILS—</b>										
Essential	gals	..	..	..	780	280	..	..	3,900	980
Mineral—										
Dangerous petroleum flashing below 76° F—										
(Benzine, Benzol, Petrol, and other motor spirit) gals	..	1,545,979	..	..	..	..	9,662	..	..	..
Benzine (a)	"	..	..	3,199,283	5,618,549	..	..	19,906	52,074	..
Vegetable, non-essential—										
Castor	"	12,567	326,345	627,173	4,472	48	1,579	44,667	122,364	8,106
Coconut	"	..	2,592	857,083	26,444	84	..	3,621	140,569	8,500
Cotton seed	"	..	..	..	168,796	84	..	..	..	59,800
Groundnut	"	4	..	..	..	..	1	..	..	59,800
Linseed	"	..	..	684,778	119,956	171,495	..	155,344	48,047	83,305
Other sorts	"	16,436	..	..	..	132	1,419	..	..	..
Total Oils	"	29,007	1,904,916	5,346,297	5,938,996	175,458	2,999	57,950	488,793	176,117
Olecakes	tons	..	..	..	..	140	..	..	..	..
<b>PARAFFIN WAX</b>										
Precious stones and Pearls unset	value	..	..	1,898	20	5,500	..	..	57,264	910
		..	..	..	..	..	..	..	..	1,687

NOTE.—The sterling figures have been converted at the rate of £10—£1 for 1919-20 and 1920-21, and £15—£1 for earlier years  
 (a) Separately recorded from April, 1918  
 (b) " " " " 1920

INDIAN MERCHANDISE—continued

ARTICLES	QUANTITY					VALUE				
	1916-17	1917-18	1918-19	1919-20	1920-21	1916-17	1917-18	1918-19	1919-20	1920-21
PROVISIONS AND OILMAN'S STORES . . . value	—	—	—	—	—	£ 4	£ ..	£ 640	£ ..	£ 8
SEEDS—										
Oil-seeds—										
Non-essential—										
Oleifer . . . tons	10,585	4,927	1,127	3,203	1,908	110,232	57,481	23,842	94,027	44,882
Copra or coconut kernel . . . "	..	..	56	..	200	..	..	1,200	..	11,201
Groundnuts . . . "	3,047	..	2,030	12,064	11,207	37,913	..	52,343	426,572	312,268
Linseed . . . "	22,582	3,808	13,380	7,874	5,096	203,737	51,050	203,475	317,811	166,951
Mowra or mowra . . . "	125	..	..	255	..	750	..	..	6,078	..
Mustard . . . "	62	..	..	..	106	1,376	..	..	..	3,384
Rape . . . "	6,769	225	4,068	2,616	8,633	47,814	2,181	67,231	102,840	233,050
Sesamum (oil or linseed) . . . "	3,483	903	..	15,178	5,652	116,765	14,570	..	762,534	234,458
Other sorts . . . "	8	..	..	2	..	108	1	1	1	1
Total Seeds . . . "	49,661	9,923	20,661	41,102	32,862	578,695	125,283	348,092	1,710,758	1,006,195
SPICES—										
Pepper . . . cwt	10,426	1,950	9,576	19,549	3,904	35,714	6,947	37,419	108,721	17,328
TEA, BLACK . . . lb	348	45	29,872	53,715	39,713	15	1	954	3,861	2,435
TEXTILES—										
Cotton—										
Raw . . . tons	48,820	37,665	22,039	27,713	38,018	2,489,808	2,268,461	2,774,320	3,508,823	3,584,007
Waste (a) . . . cwt	—	—	..	14,883	14,110	—	—	..	36,655	33,644
Kapok . . . "	6,921	63	..	3,076	334	14,736	92	..	9,236	1,560
Twist and yarn . . . lb	10,048	3,000	..	..	..	404	268	..	..	..
Hosiery . . . value	—	—	—	—	—	..	..	..	..	557
Hemp (chiefly raw)—										
Raw . . . cwt	33,956	8,569	1,004	5,375	17,960	39,671	9,565	954	10,862	26,089
Jute, raw . . . tons	33,451	24,792	26,615	28,076	22,869	634,160	413,465	606,897	1,277,685	854,164
Manufactures—										
Gunny bags . . . no.	1,125,200	10,000,000	7,496,000	..	750,000	61,771	72,681	52,266	..	29,083
Gunny cloth . . . yards	569,000	3,200,000	..	..	49,500	4,250	30,300	..	..	990
Other sorts] . . . lb	..	200,000	..	..	..	..	1,785	..	..	..
Total jute manufactures value	—	—	—	..	—	66,021	104,766	52,266	..	27,073
Silk, raw . . . lb	25,399	..	15,600	69,533	186,884	4,457	..	2,667	6,810	33,565
Wool, Manufactures . value	—	—	—	—	—	..	..	..	7,854	2,350
TOBACCO UNMANUFACTURED lb	..	..	..	20,720	..	..	..	..	633	..
WOOD AND TIMBER . value	—	—	—	—	—	..	..	..	..	3,995
ARTICLES EXPORTED BY POST	—	—	—	—	—	5,175	..	..	..	..
ALL OTHER ARTICLES OF MERCHANDISE . . . "	—	—	—	—	—	705	69	172	11,761	1,768
GRAND TOTAL . . . "	—	—	—	—	—	6,471,693	5,634,042	6,410,000	7,711,913	6,674,626

FOREIGN MERCHANDISE

ARTICLES	QUANTITY					VALUE				
	1916-17	1917-18	1918-19	1919-20	1920-21	1916-17	1917-18	1918-19	1919-20	1920-21
APPAREL (INCLUDING DRESSERY, UNIFORMS, ACCOUTREMENTS, BUT EXCLUDING HOSIERY) . . . value	—	—	—	—	—	£ 10	£ ..	£ 1,253	£ 265	£ 1,322
DRUGS AND MEDICINES (EXCLUDING CHEMICALS AND NARCOTICS) . . . "	—	—	—	—	—	70	..	..	12,372	2,470
ELECTROPLATED WARE . . . "	—	—	—	—	—	..	..	..	..	500
FRUITS AND VEGETABLES, DRIED, SALTED, OR PRESERVED . . . tons	41	..	..	..	..	2,167	..	..	..	..
GLASS AND GLASSWARE . value	..	..	..	..	..	..	144	5,126	..	..
GRAIN PULSES, AND FLOUR—										
Wheat . . . tons	..	..	2,769	..	..	..	..	..	..	..
GUMS AND RESINS . . . cwt	948	..	..	..	..	996	..	32,095	..	1,068
HIDES AND SKINS, RAW—										
Hides, raw . . . tons	..	151	..	..	..	..	18,733	..	..	..
Instruments Apparatus other appliances and parts thereof value	—	—	—	—	—	3	..	..	250	4,510

NOTE.—The sterling figures have been converted at the rate of R10=£1 for 1919-20 and 1920-21, and R15=£1 for earlier years (a) Separately recorded from December 1918

No. 13—continued

ITALY—concluded

EXPORTS THERETO—concluded

## FOREIGN MERCHANDISE—continued

ARTICLES	QUANTITY					VALUE				
	1916-17	1917-18	1918-19	1919-20	1920-21	1916-17	1917-18	1918-19	1919-20	1920-21
<b>METALS AND ORES—</b>						\$	\$	\$	\$	\$
Copper—										
Unrought—										
Tiles, ingots cakes and bricks										
cwt	..	..	..	..	2,000	..	..	..	..	14,000
Iron or steel . . . . . tons	2,600	..	..	..	19	2,640	..	..	..	1,232
Others . . . . . "	..	..	..	..	..	12	..	..	150	120
Total Metals and Ores "	2,600	..	..	..	119	2,652	..	..	150	15,362
<b>OILS</b> . . . . . gals.	..	140,982	4,519	..	..	..	1,342	41	..	..
<b>SPICES</b> . . . . . cwt	61	..	..	914	4	125	..	..	7,279	22
<b>SUGAR</b> . . . . . tons	..	..	1,086	2,059	..	..	..	27,062	143,710	..
<b>Tea</b> . . . . . lbs.	..	..	..	..	7,550	..	..	..	..	765
<b>TEXTILES—</b>										
Cotton, raw . . . . . tons	..	14	..	..	..	..	1,068	..	..	..
Silk, raw . . . . . lb	1,712	..	..	..	18,844	399	..	..	..	2,283
" manufactures . . . . . value	..	..	..	..	..	4	..	167	..	45
Toys and Requisites for games and sports (including fishing tackle). "	..	..	..	..	..	..	..	..	..	1,503
<b>ARTICLES RE-EXPORTED BY POST,</b>										
<b>ALL OTHER ARTICLES OF MERCHANDISE</b> . . . . . "	..	..	..	..	..	94	..	..	..	..
<b>GRAND TOTAL</b> . . . . . "	..	..	..	..	..	7,770	21,247	64,504	165,150	21,958
<b>GRAND TOTAL OF INDIAN AND FOREIGN MERCHANDISE</b> . . . . . "	..	..	..	..	..	6,479,372	5,705,289	6,474,504	7,277,062	9,706,254

## AUSTRIA-HUNGARY

## IMPORTS THEREFROM

ARTICLES	QUANTITY					VALUE				
	1916-17	1917-18	1918-19	1919-20	1920-21	1916-17	1917-18	1918-19	1919-20	1920-21
<b>APPAREL (excluding HOSIERY AND BOOTS AND SHOES)—</b>						\$	\$	\$	\$	\$
Apparel (including drapery, uniforms, accoutrements) . . . . . value	..	..	..	..	..	27	294	..	61	11,653
Gold and silver thread . . . . . "	..	..	..	..	..	..	..	..	..	686
Hats, caps, bonnets, and hatters' ware . . . . . "	..	..	..	..	..	75	2,815	..	..	22,104
Second hand clothing . . . . . "	..	..	..	..	..	..	..	..	..	12
Total Apparel (excluding Hosiery and Boots and shoes) . . . . . "	..	..	..	..	..	102	4,209	..	61	20,255
<b>BOOTS AND SHOES</b> . . . . . pairs	818	1,416	..	144	1,219	151	222	..	7	1,066
<b>BUILDING AND ENGINEERING MATERIALS, OTHER (As of IRON, STEEL, OR WOOD—</b>										
Cement—										
Portland (a) . . . . . tons	..	..	..	2	644	..	..	..	12	6,927
Other kinds (a) . . . . . "	..	..	..	..	4	..	..	..	..	42
Total Cement . . . . . "	..	..	..	2	648	..	..	..	12	6,969
<b>BUTTONS OF ALL SORTS—</b>										
Metal (a) . . . . . value	..	..	..	..	..	124	266	..	72	2,252
Other sorts (a) . . . . . "	..	..	..	..	..	..	..	..	80	9,629
Total Buttons . . . . . "	..	..	..	..	..	124	266	..	152	12,281

NOTE.—The sterling figures have been converted at the rate of £10=£1 for 1919-20 and 1920-21, and £15=£1 for earlier years  
(a) Separately recorded from April, 1919

No. 13—continued  
AUSTRIA-HUNGARY—continued  
IMPORTS THEREFROM—continued

ARTICLES	QUANTITY					VALUE				
	1916-17	1917-18	1918-19	1919-20	1920-21	1916-17	1917-18	1918-19	1919-20	1920-21
CORDAGE AND ROPE OF VEGETABLE FIBRE (including LUTE AND COTTON) . . . cwts	..	..	..	..	843	..	..	..	..	10,632
CUTLERY . . . value	—	—	—	—	—	—	31	—	—	2,087
DRYING AND TANNING SUBSTANCES—										
Dyes obtained from coal-tar—										
Alizarine . . . lbs	..	..	..	..	74,174	..	..	..	..	10,201
Aniline . . . .	..	..	..	..	200	..	..	..	..	100
Total Dyes obtained from coal tar	..	..	..	..	74,374	..	..	..	..	10,301
FURNITURE AND CABINET WARE . . . value	—	—	—	—	—	10	1,447	..	261	4,072
GLASS AND GLASSWARE—										
Bangles . . . .	—	—	—	—	—	1,628	4,535	..	61,518	369,216
Beads and false pearls . . . cwts	19	18	..	44	1,856	37	75	..	1,167	57,809
Funnels, globes, etc. . . .	—	—	—	—	—	31	110	..	..	1,769
Other glassware . . . value	—	—	—	—	—	31	802	..	545	3,876
Total Glass and Glassware	—	—	—	—	—	1,727	5,022	..	33,236	432,670
HARDWARE (excluding CUTLERY AND ELECTROPLATED WARE)—										
Enameled ironware . . . .	..	..	..	..	..	627	2,227	..	1,607	11,521
Lamps, metal . . . no.	240	5	..	..	24,810	15	9	..	..	9,577
Parts of lamps, other than glass . . . value	—	—	—	—	—	88	50	..	..	2,643
Other sorts . . . .	—	—	—	—	—	195	925	10	39,060	17,722
Total Hardware (excluding Cutlery and Electroplated ware)	—	—	—	—	—	925	3,271	10	40,667	41,463
INSTRUMENTS, APPARATUS, AND APPLIANCES AND PARTS THEREOF.										
Musical—										
Pianos and piano players, complete . . . no.	..	..	..	..	10	..	..	..	..	1,576
Other kinds . . . value	—	—	—	—	—	..	228	..	..	2,266
LIQUORS INCLUDING METHYLATED AND PERFUMED SPIRITS . . . gals.	..	10	..	14	1,884	..	48	..	55	1,658
MATCHES—										
Safety . . . gross of boxes	22,209	..	..	..	..	1,119	..	..	..	..
Other sorts . . . .	1,674	..	..	..	..	100	..	..	..	..
Total Matches	23,973	..	..	..	..	1,219	..	..	..	..
METALS AND ORES . . . tons	4	119	..	..	9	901	4,071	..	35	5,067
PAPER AND PAPERBOARD . . . value	—	—	—	—	—	..	1,228	..	5,250	7,386
STATIONERY (excluding PAPER) . . .	—	—	—	—	—	61	319	..	351	2,303
SUGAR—										
Sugar, 16 Dutch standard and above . . . tons	..	35	..	..	..	..	1,078	..	..	..
TALLOW AND STEARIN (including GREASE AND ANIMAL FAT) . . . cwts	..	..	..	..	3,068	..	..	..	..	15,039
TEXTILES—										
Cotton—										
Manufactures—										
Handkerchiefs and shawls in the piece . . . no.	459	914	..	..	..	107	40	..	..	..
Shawls (a) . . . .	—	—	—	3,340	23,985	—	—	..	1,055	3,782
Hosiery . . . value	—	—	—	—	—	253	1,510	..	669	..
Piece goods—										
Coloured, printed, or dyed . . . yards	57,741	175,618	..	..	..	1,546	7,604	..	..	..
Dyed goods (a) . . .	—	—	—	26,549	1,01,975	—	—	..	4,491	8,770
Woven coloured goods (a) . . .	—	—	—	..	31,348	—	—	..	..	3,259
Thread, sewing . . . lbs	190	9,997	..	..	26,413	30	595	..	..	10,084
Other sorts of manufactures . . . value	—	—	—	—	—	443	775	..	825	59
Total Cotton manufactures (including twist and yarn) . . . value	—	—	—	—	—	2,369	10,524	..	7,041	24,904
Flax—										
Thread, sewing . . . lbs	..	..	..	..	4,416	..	..	..	..	1,349

NOTE.—The sterling figures have been converted at the rate of £10=£1 for 1919-20 and 1920-21, and £15=£1 for earlier years  
(a) Separately recorded from April, 1919

No. 13—continued

AUSTRIA-HUNGARY—continued

IMPORTS THEREFROM—continued

ARTICLES	QUANTITY					VALUE				
	1916-17	1917-18	1918-19	1919-20	1920-21	1916-17	1917-18	1918-19	1919-20	1920-21
TEXTILES—continued—										
Woolen yarn and millinery—										
Lace and embroidery, value										
Other sorts						178	1,126		69	2,007
Silk—										
Manufactures—										
Gauze of silk mixed with other materials yards				37,130					5,000	
Other sorts value						287	536			
Total silk manufactures (including silk yarn, nails and warps)						287	536		5,000	
Wool—										
Manufactures—										
Piece goods yards	7,432	16,713	237	1,601		238	4,129		596	
Shawls no.	3,316	4,214		2,120	1,102	311	217		1,094	1,102
Other sorts lbs		785			1,808	145	239			607
Total Wool manufactures (including yarn and knitting wool) value						694	4,685		2,690	1,608
TOYS AND REQUISITES FOR GAMES AND SPORTS including FISHING TACKLE—						50	26			1,022
ARTICLES IMPORTED BY POST										4
ALL OTHER ARTICLES OF MERCHANDISE						910	2,120		2,400	2,265
GRAND TOTAL						9,621	41,723	10	126,508	228,505

EXPORTS THERETO

INDIAN MERCHANDISE

ARTICLES	QUANTITY					VALUE				
	1916-17	1917-18	1918-19	1919-20	1920-21	1916-17	1917-18	1918-19	1919-20	1920-21
COFFEE										
Drugs and Medicines value									240	2,022
DYEING AND TANNING SUBSTANCES—										
Indigo				1,000	38				700	256
Hydrobalans										
GRAIN, PULSE, AND FLOUR—										
Pulse				400					5,200	12,000
Beans (a)			12,565		1,000			28,620		
Rice, not in the husk									5,200	20,000
Total Grain, Pulse, and Flour			12,565	400	1,000			28,620	5,200	20,000
HIDES RAW—										
Buffalo hides tons					57					2,416
= no.				29	4,000					
Cow hides tons				6,750	22,940				2,000	9,220
= no.										
Total Hides, raw tons				6,750	26,940				2,000	11,646
= no.										
Lac shells					53					235
OILS—										
vegetable, non-essential										
Coconut gals				12,216					4,250	
Lined				12,444					4,000	
Other sorts				2,316					926	
Total Oils				27,976					9,176	

NOTE.—The sterling figures have been converted at the rate of £10 = 21 for 1919-20 and 1920-21, and £12 = 21 for earlier years (a) Separately recorded from April, 1918



AUSTRIA-HUNGARY—concluded

EXPORTS THERE TO—concluded

INDIAN MERCHANDISE—concluded

ARTICLES	QUANTITY					VALUE				
	1916-17	1917-18	1918-19	1919-20	1920-21	1916-17	1917-18	1918-19	1919-20	1920-21
<b>SEEDS—</b>						£	£	£	£	£
Oil-seeds—										
Vegetable, non-essential—										
Groundnuts . . . tons	..	..	..	227	1,870	..	..	..	8,145	71,400
Linseed . . . "	..	..	..	15	..	..	..	..	585	..
Sesamum (til or jinjil) "	..	..	..	1,043	738	..	..	..	101,629	33,772
Other sorts . . . "	..	..	..	2	..	..	..	..	40	..
<b>Total Seeds . . . "</b>				<b>2,185</b>	<b>2,608</b>				<b>110,899</b>	<b>105,172</b>
<b>SYONS</b> . . . cwt	..	..	..	1,100	50	..	..	..	6,240	135
<b>TEA, BLACK</b> . . . lb	..	..	..	34,002	53	..	..	..	1,770	6
<b>TEXTILES—</b>										
Cotton—										
Raw . . . tons	..	..	..	1,572	6,098	..	..	..	208,816	6,54,542
Waste (s) . . . cwt	..	..	..	770	2,576	..	..	..	2,238	8,001
Hemp (chiefly sunn), raw "	..	..	..	850	..	..	..	..	1,560	..
Jute—										
Raw . . . tons	..	..	..	170	1,466	..	..	..	6,986	45,698
Grainy bags . . . no.	..	..	..	..	1,54,000	..	..	..	..	5,061
<b>ALL OTHER ARTICLES OF MERCHANDISE</b> . . . value	..	..	..	..	..	..	..	..	370	289
<b>GRAND TOTAL</b> . . . "								<b>98,620</b>	<b>357,006</b>	<b>850,228</b>

FOREIGN MERCHANDISE

ARTICLES	QUANTITY					VALUE				
	1916-17	1917-18	1918-19	1919-20	1920-21	1916-17	1917-18	1918-19	1919-20	1920-21
<b>DRUGS AND MEDICINES (EXCLUDING CHEMICALS AND NARCOTICS)</b> . . . value	..	..	..	..	..	..	..	..	2,756	301
<b>GUMS AND RESINS</b> . . . cwt	..	..	..	1,061	1,734	..	..	..	4,472	5,161
<b>HARDWARE (EXCLUDING CUTLERY)</b> . . . value	..	..	..	..	..	..	..	..	544	..
<b>TEA</b> . . . lbs	..	..	..	8,912	..	..	..	..	978	..
<b>ALL OTHER ARTICLES OF MERCHANDISE</b> . . . value	..	..	..	..	..	..	..	..	545	48
<b>GRAND TOTAL</b> . . . "									<b>9,296</b>	<b>5,85</b>
<b>GRAND TOTAL OF INDIAN AND FOREIGN MERCHANDISE</b> . . . "								<b>98,620</b>	<b>366,302</b>	<b>856,08</b>

NOTE.—The sterling figures have been converted at the rate of R10=£1 for 1919-20 and 1920-21, and R15=£1 for earlier years  
(a) Separately recorded from December, 1918

No. 13—continued  
CZECHO-SLOVAKIA\*

IMPORTS THEREFROM

ARTICLES	QUANTITY					VALUE				
	1916-17	1917-18	1918-19	1919-20	1920-21	1916-17	1917-18	1918-19	1919-20	1920-21
GLASS AND GLASSWARE value										1,436
HARDWARE, excluding CUTLERY AND ELECTROPLATED WARE—										
Lamps, metal No.					5,002					2,118
Other sorts value										875
Total Hardware excluding Cutlery and Electroplated ware										2,993
ALL OTHER ARTICLES OF MERCHANDISE										51
GRAND TOTAL										4,480

EXPORTS THERETO

INDIAN MERCHANDISE

Nil

FOREIGN MERCHANDISE

Nil

BULGARIA

IMPORTS THEREFROM

Nil

EXPORTS THERETO

INDIAN MERCHANDISE

ARTICLES	QUANTITY					VALUE				
	1916-17	1917-18	1918-19	1919-20	1920-21	1916-17	1917-18	1918-19	1919-20	1920-21
Textiles										6
Jute—Manufactures—										
Gunny bags No.					20,100					784
GRAND TOTAL value										784

FOREIGN MERCHANDISE

Nil

NOTE.—The sterling figures have been converted at the rate of £10 = 11 for 1919-20 and 1920-21, and £15 = 11 for earlier years.  
\*Figures for 1920-21 are defective, those for previous years are not available.

ROUMANIA  
SERVIA

( 292 )

No. 13—continued

ROUMANIA  
IMPORTS THEREFROM

EXPORTS THERETO

INDIAN MERCHANDISE

ARTICLES	QUANTITY					VALUE				
	1916-17	1917-18	1918-19	1919-20	1920-21	1916-17	1917-18	1918-19	1919-20	1920-21
Oils— Vegetable, non-essential— castor . . . Gals	..	..	..	..	9,810	..	..	..	..	1,858
Groundnuts . . . tons	..	..	..	40	..	..	..	..	1,160	..
TEA, BLACK . . . lbs	..	..	..	46,515	..	..	..	..	2,328	..
Jute— Twist and yarn . . . lbs	..	..	..	55,041	..	..	..	..	9,250	..
Manufactures— Gunny bags . . . No.	..	..	..	1,940,600	2,846,000	..	..	..	143,190	206,399
.. cloth . . . Yards	..	..	..	200,000	100,000	..	..	..	5,500	3,200
ALL OTHER ARTICLES OF MERCHANDISE . . . value	—	—	—	—	—	..	..	..	12	340
GRAND TOTAL . . . value	—	—	—	—	—	..	..	..	255,438	211,702

EXPORTS THERETO

IMPORTS THEREFROM

FOREIGN MERCHANDISE

ARTICLES	QUANTITY					VALUE				
	1916-17	1917-18	1918-19	1919-20	1920-21	1916-17	1917-18	1918-19	1919-20	1920-21
TOTAL VALUE	—	—	—	—	—	..	..	..	29,847	..
GRAND TOTAL OF INDIAN FOREIGN MERCHANDISE value	—	—	—	—	—	..	..	..	179,285	211,702

ROUMANIA  
SERVIA

IMPORTS THEREFROM

EXPORTS THERETO

INDIAN MERCHANDISE

ARTICLES	QUANTITY					VALUE				
	1916-17	1917-18	1918-19	1919-20	1920-21	1916-17	1917-18	1918-19	1919-20	1920-21
TEXTILES— Jute— Gunny bags . . . no.	..	..	..	..	130,300	..	..	..	..	5,468
GRAND TOTAL . . . value	—	—	—	—	—	..	..	..	..	5,468

FOREIGN MERCHANDISE

EXPORTS THERETO

Note.— The sterling figures have been converted at the rate of £10=51 for 1919-20 and 1920-21, and £15=51 for earlier years.

No. 13—continued

GREECE

IMPORTS THEREFROM

ARTICLES	QUANTITY					VALUE				
	1916-17	1917-18	1918-19	1919-20	1920-21	1916-17	1917-18	1918-19	1919-20	1920-21
<b>FRUITS AND VEGETABLES—</b>						£	£	£	£	£
Fruits and Vegetables dried, salted, or preserved, not being canned or bottled—										
Almonds Tons	209	50			27	15,612	2,072			3,980
Other sorts	2				43	86		17		2,880
Total Fruits and Vegetables dried, salted or preserved	211	50			79	15,698	2,072	17		7,860
<b>GUMS AND RESINS</b> cwt	415	237				2,258	2,548			
<b>TOBACCO—</b>										
Unmanufactured lbs	7,277				2,540	1,355				1,300
<b>ALL OTHER ARTICLES OF MERCHANDISE</b> value						184	183	192	185	250
<b>GRAND TOTAL</b>						18,495	5,783	209	185	9,410

EXPORTS THEREOF  
INDIAN MERCHANDISE

ARTICLES	QUANTITY					VALUE				
	1916-17	1917-18	1918-19	1919-20	1920-21	1916-17	1917-18	1918-19	1919-20	1920-21
<b>BOOTS AND SHOES</b> pairs				71,850	51,666				50,877	27,391
<b>CANDLES OF ALL KINDS</b> lbs			222,712	100,000				6,205	2,212	
<b>COAL</b> tons		3,567					2,422			
<b>COFFEE</b> cwt			33,090	57,223				105,729	244,700	
<b>DYEING AND TANNING SUBSTANCES</b>										
Indigo			54	19	50			2,178	321	3,368
<b>GRAIN, PULSE, AND FLOUR</b>										
Barley tons		7,897	6,272				58,186	58,358		
Beans (a)				65					1,496	
Grain		5,300	6,829	1			42,065	57,721	15	
Millet		7,300					68,517			
Rice, not in the husk		20,979	6,651	5	1,300		166,481	26,872	220	24,274
Wheat		20,510	4,068				278,251	46,780		
<b>HIDES AND SKINS, RAW—</b>										
Buffalo hides tons			292	231	76					
no.			—9,500	—11,252	—3,879			15,212	18,318	4,018
Cow hides tons			111	24	9					
no.			—10,000	—2,783	—1,124			10,274	3,212	871
Calf skins tons										12
no.					—100					
Total Hides, raw tons			403	255	85			25,486	22,130	4,897
no.			—19,500	—14,015	—5,103					

NOTE.—The sterling figures have been converted at the rate of £10=£1 for 1918-20 and 1920-21, and £15=£1 for earlier years  
(a) Separately recorded from April, 1918

GREECE  
TURKEY, EUROPEAN

( 294 )

No. 13—continued  
GREECE—continued

EXPORTS THERE TO—continued

INDIAN MERCHANDISE—continued

ARTICLES	QUANTITY					VALUE				
	1916-17	1917-18	1918-19	1919-20	1920-21	1916-17	1917-18	1918-19	1919-20	1920-21
<b>SEEDS—</b>										
<b>Non-essential—</b>										
Castor . . . . . tons	..	..	..	77	..	..	..	..	2,687	..
Groundnuts . . . . "	..	..	..	887	..	..	..	..	24,101	..
TEA, BLACK . . . . lbs	..	111	363	58,360	10	..	7	18	2,887	1
<b>TEXTILES—</b>										
Cotton waste (a) . . . cwt	—	—	4	192	..	—	—	9	562	..
Twist and yarn . . . lbs	..	..	..	98,800	53,120	..	..	..	18,001	7,35
Hemp (chiefly same)—										
Raw . . . . . cwt	..	880	2,571	14,286	7,098	..	744	3,467	31,950	13,311
Jute—										
Raw . . . . . tons	..	245	307	891	265	..	3,773	2,200	42,801	11,968
Manufactures—										
Gunny bags . . . no.	..	..	..	7,292,700	4,078,900	..	..	..	468,879	204,231
" cloth . . . yards	..	..	..	936,000	110,000	..	..	..	26,047	1,761
Wool, manufactures . value	—	—	—	—	—	..	..	..	..	3,801
<b>ALL OTHER ARTICLES OF MERCHANDISE . . . value</b>	—	—	—	—	—	..	8	204	298	2,111
<b>GRAND TOTAL . . . . .</b>	—	—	—	—	—	..	606,435	243,237	1,031,055	304,35

FOREIGN MERCHANDISE

ARTICLES	QUANTITY					VALUE				
	1916-17	1917-18	1918-19	1919-20	1920-21	1916-17	1917-18	1918-19	1919-20	1920-21
<b>BOOTS AND SHOES . . . pairs</b>	..	..	..	2,150	7,150	..	..	..	2,000	3,801
<b>GUMS AND RESINS (b) . . cwt</b>	..	..	..	..	375	..	..	..	..	721
<b>SUGAR . . . . . tons</b>	..	..	1	2,394	3,896	..	..	38	176,101	324,731
<b>TEXTILES—</b>										
Cotton piece goods . . yards	..	..	..	90,000	331	..	..	..	4,800	241
Silk manufactures . . value	—	—	—	—	—	..	..	..	..	2,511
<b>ALL OTHER ARTICLES OF MERCHANDISE . . .</b>	—	—	—	—	—	..	11	698	712	1,251
<b>GRAND TOTAL . . . . .</b>	—	—	—	—	—	..	11	736	183,613	331,371
<b>GRAND TOTAL OF INDIAN AND FOREIGN MERCHANDISE . . . . .</b>	—	—	—	—	—	..	606,446	243,973	1,214,668	635,62

TURKEY, EUROPEAN (INCLUDING CRETE OR CANDIA)

IMPORTS THEREFROM

ARTICLES	QUANTITY					VALUE				
	1916-17	1917-18	1918-19	1919-20	1920-21	1916-17	1917-18	1918-19	1919-20	1920-21
<b>BELTING FOR MACHINERY—</b>										
Of leather . . . . . value	—	—	—	—	—	..	..	..	..	12,841
<b>BOOTS AND SHOES—</b>										
Of leather . . . . . pairs	..	..	..	..	7,161	..	..	..	..	20,581
<b>CHEMICALS AND CHEMICAL PREPARATIONS (excluding CHEMICAL MANURES AND MEDICINES) —</b>										
<b>Acids—</b>										
Acetic (c) . . . . . cwt	—	—	—	—	53	—	—	—	—	618
Nitric (c) . . . . . "	—	—	—	—	100	—	—	—	—	2,163
<b>Total Acids . . . . .</b>	—	—	—	—	153	—	—	—	—	2,781

Note.—The sterling figures have been converted at the rate of £10=£1 for 1919-20 and 1920-21, and £15=£1 for earlier years.  
(a) Separately recorded from December 1918  
(b) " " " April, 1919  
(c) " " " " 1920

No. 13—continued

## TURKEY, EUROPEAN (INCLUDING CRETE OR CANDIA)—continued

## IMPORTS THEREFROM—continued

ARTICLES	QUANTITY					VALUE				
	1916-17	1917-18	1918-19	1919-20	1920-21	1916-17	1917-18	1918-19	1919-20	1920-21
GUMS AND RESINS— Resin . . . . . cwt					7,240					21,619
HARDWARE— excluding CUTLERY AND ELECTRO- PLATED WARE . . . . . value										12,164
MACHINERY AND MILL WORK— Machinery, not being prime- movers or electrical machinery— Agricultural machinery . . . . .										2,414
MOTOR CARS, MOTOR CYCLES, MOTOR WAGONS, AND PARTS THEREOF— Motor wagons . . . . . no.					2					2,162
Oil— Essential . . . . . Gals					269					1,812
Minerals— Lubricating oils . . . . .					6,000					2,774
Total Oils . . . . .					6,269					2,592
PROVISION AND OILMAN'S STORES including FISH AND FRUITS AND VEGE- TABLES CANNED OR BOTTLED— Milk condensed and pre- served including milk cream . . . . . cwt					698					6,005
RUBBER— Manufactures— Tyres for motor cars and motor cycles . . . . . no.					392					5,272
Tubes for motor tyres . . . . .					335					1,046
Total Rubber manufactures . . . . .					727					6,418
TEXTILES Cotton— Cotton manufactures (including Twist and yarn) . . . . . value										2,371
ALL OTHER ARTICLES OF MERCHANDISE . . . . .						1		8	24	2,405
GRAND TOTAL . . . . .						1		8	24	99,065

## EXPORTS THERETO

## INDIAN MERCHANDISE

ARTICLES	QUANTITY					VALUE				
	1916-17	1917-18	1918-19	1919-20	1920-21	1916-17	1917-18	1918-19	1919-20	1920-21
GRAIN, PULSES, AND FLOUR— Beans (a) . . . . . tons				148					2,759	
HIDES AND SKINS, RAW— Buffalo hides . . . . . } } = no.      18      = 3,090				18	78				729	3,981
Cow hides . . . . . } } = no.      510      = 1,000				510	4					265
Total Hides, raw . . . . . } } = no.      18      = 80				18	80				729	4,296
Leather— Unwrought . . . . . cwt					20					1,500
Provisions and Oilman's stores . . . . . value										729

Note.—The sterling figures have been converted at the rate of £10=21 for 1919-20 and 1920-21, and £15=21 for earlier years  
(a) separately recorded from April, 1915

TURKEY, EUROPEAN  
OTHER COUNTRIES IN EUROPE

( 296 )

No. 13—continued

TURKEY, EUROPEAN (INCLUDING CRETE OR CANDIA)—continued

EXPORTS THERETO—continued

ARTICLES	QUANTITY					VALUE				
	1916-17	1917-18	1918-19	1919-20	1920-21	1916-17	1917-18	1918-19	1919-20	1920-21
						\$	\$	\$	\$	\$
<b>SEEDS—</b>										
Oil-Seed—										
Non-essential—										
Groundnuts . . . tons	..	..	..	1,482	..	..	..	39,341	..	..
Sesamum (W or In(W)) . . "	..	..	..	292	..	..	..	12,822	..	..
TRA, BLACK . . . lbs	..	..	..	205,060	40,728	..	..	10,278	..	2,451
<b>TEXTILES—</b>										
Cotton—										
Twist and yarn . . lbs	..	..	..	38,400	129,200	..	..	..	4,020	15,221
Manufactures—										
Piece goods . . . yards	..	..	..	299,800	68,925	..	..	..	20,700	3,988
Wool—										
Manufactures—										
Gunny bags . . no.	..	..	..	2,912,100	1,679,550	..	..	..	200,002	101,595
" cloth . . . yards	..	..	..	626,000	702,500	..	..	..	16,181	14,370
Tobacco—										
Manufactured—										
Cigars . . . lbs	..	..	..	..	4,485	..	..	..	..	1,533
ALL OTHER ARTICLES OF MERCHANDISE . . value	..	..	..	..	..	..	..	..	955	1,465
<b>GRAND TOTAL</b>	..	..	..	..	..	..	..	..	316,547	147,251

FOREIGN MERCHANDISE

ARTICLES	QUANTITY					VALUE				
	1916-17	1917-18	1918-19	1919-20	1920-21	1916-17	1917-18	1918-19	1919-20	1920-21
						\$	\$	\$	\$	\$
ANIMALS, LIVING . . no.	..	..	..	..	3	..	..	..	..	700
FURNITURE AND CABINET-WARE . . value	..	..	..	..	..	..	..	..	..	3,751
HARDWARE (including CUTLERY AND ELECTRO-PLATED WARE) . . "	..	..	..	..	..	..	..	..	..	11,100
MACHINERY AND MILL WORK . . "	..	..	..	..	..	..	..	..	..	18,580
PROVISIONS AND OILMAN'S STORES . . cwts	..	..	..	..	51	..	..	..	..	616
RUBBER MANUFACTURES . value	..	..	..	..	..	..	..	..	..	7,000
SUGAR . . . tons	..	..	..	747	1,424	..	..	..	31,536	116,394
TEXTILES—										
WOOL MANUFACTURES . . value	..	..	..	..	..	..	..	..	..	37,222
WOOD AND TIMBER . . "	..	..	..	..	..	..	..	..	..	965
ALL OTHER ARTICLES OF MERCHANDISE . . "	..	..	..	..	..	..	..	1,258	..	981
<b>GRAND TOTAL</b>	..	..	..	..	..	..	..	1,258	31,536	197,181
<b>GRAND TOTAL OF INDIAN AND FOREIGN MERCHANDISE</b>	..	..	..	..	..	..	..	1,253	348,083	344,432

OTHER COUNTRIES IN EUROPE

ARTICLES	EXPORTS					EXPORTS, INCLUDING RE-EXPORTS				
	1916-17	1917-18	1918-19	1919-20	1920-21	1916-17	1917-18	1918-19	1919-20	1920-21
	\$	\$	\$	\$	\$	\$	\$	\$	\$	\$
<b>TOTAL VALUE</b>	..	..	..	..	..	..	..	..	27,200	..

NOTE.—The sterling figures have been converted at the rate of 210=£1 for 1919-20 and 1920-21, and 215=£1 for earlier years

No. 13—continued  
TURKEY, ASIATIC  
LEVANT AND BLACK SEA  
IMPORTS THEREFROM

ARTICLES	QUANTITY					VALUE				
	1916-17	1917-18	1918-19	1919-20	1920-21	1916-17	1917-18	1918-19	1919-20	1920-21
ARTICLES IMPORTED BY POST	—	—	—	—	—	£	£	£	£	£
ALL OTHER ARTICLES OF MERCHANDISE	—	—	—	—	—	375	9	335	..	224
GRAND TOTAL	—	—	—	—	—	375	9	335	..	224

EXPORTS THEREFROM

INDIAN MERCHANDISE

ARTICLES	QUANTITY					VALUE				
	1916-17	1917-18	1918-19	1919-20	1920-21	1916-17	1917-18	1918-19	1919-20	1920-21
FABRIC (INCLUDING DRESSING, UNIFORMS, AND ACCOUTREMENTS, BUT EXCLUDING HOSIERY AND BOOTS AND SHOES) value	—	—	—	—	—	..	..	..	60	1,314
INDLES OF ALL KINDS lbs	..	..	..	33,500	..	..	..	..	1,088	..
OPPE cwt	..	..	..	184	34	..	..	..	1,518	330
DYEING AND TANNING SUBSTANCES—	..	..	..	..	..	..	..	..	..	..
Indigo cwt	..	..	..	203	16	..	..	..	15,044	1,008
Other sorts ..	..	..	..	819	246	..	..	..	2,502	648
Total Dyeing and Tanning substances	..	..	..	1,112	262	..	..	..	18,546	1,644
FRUITS AND VEGETABLES value	..	..	..	..	..	..	..	..	600	150
HIDES AND SKINS, RAW	..	..	..	..	..	..	..	..	..	..
Hides, tanned or dressed—	..	..	..	..	..	..	..	..	..	..
Buffalo hides tons	..	..	..	54	4	..	..	..	12,813	663
Cow hides ..	..	..	..	5	..	..	..	..	2,020	..
Other hides ..	..	..	..	4	..	..	..	..	719	..
Wool Hides and skins, tanned or dressed	..	..	..	63	4	..	..	..	15,062	663
SEEDS—	..	..	..	..	..	..	..	..	..	..
Oil-seeds—	..	..	..	..	..	..	..	..	..	..
Groundnuts tons	..	..	..	72	13	..	..	..	1,841	350
Other sorts ..	..	..	..	63	..	..	..	..	2,280	..
Other sorts ..	..	..	..	5	..	..	..	..	208	46
Total Seeds	..	..	..	130	13	..	..	..	4,329	396
SPICES—	..	..	..	..	..	..	..	..	..	..
Cardamoms cwt	..	..	..	10	51	..	..	..	165	745
Pepper ..	..	..	..	416	184	..	..	..	2,620	774
Other sorts ..	..	..	..	11	19	..	..	..	87	51
Other sorts ..	..	..	..	40,448	47,523	..	..	..	2,996	4,522
TEXTILES—	..	..	..	..	..	..	..	..	..	..
Cotton—	..	..	..	..	..	..	..	..	..	..
Cotton, raw tons	..	..	..	66,000	2,651,300	..	..	4,067	241,929	1,015
Twist and yarn lbs	..	..	..	..	1,088,720	..	..	..	..	131,019
Handkerchiefs and shawls in the piece no.	..	..	..	..	1,525	..	..	..	..	721
Manufactures—	..	..	..	..	..	..	..	..	..	..
Piece goods—	..	..	..	..	..	..	..	..	..	..
Grey (unbleached) yards	..	..	..	15,000	16,000	..	..	..	650	13,300
Coloured, printed or dyed ..	..	..	..	533,940	336,640	..	..	..	21,920	18,474
MANUFACTURES—	..	..	..	..	..	..	..	..	..	..
Gunny bags no.	..	..	..	2,051,859	943,600	..	..	..	150,235	41,781
Cloth yards	..	..	..	480,000	180,000	..	..	..	12,612	2,072
Total Textile manufactures (including Twist and Yarn) value	..	..	..	..	..	..	..	..	162,847	44,854

NOTE.—The sterling figures have been converted at the rate of £10=₹1 for 1919-20 and 1920-21, and £15=₹1 for earlier years.



TURKEY, ASIATIC  
—LEVANT AND BLACK SEA  
—RED SEA

( 298 )

No. 13—continued  
TURKEY, ASIATIC—continued  
LEVANT AND BLACK SEA—continued  
EXPORTS THERE TO—continued

INDIAN MERCHANDISE—continued

ARTICLES	QUANTITY					VALUE				
	1916-17	1917-18	1918-19	1919-20	1920-21	1916-17	1917-18	1918-19	1919-20	1920-21
WOOL—						\$	\$	\$	\$	\$
Manufactures—										
Carpets and Rugs . lb	..	..	..	..	3,173	..	..	..	..	2,300
ALL OTHER ARTICLES OF MERCHANDISE . . value	—	—	—	—	—	..	..	..	1,121	1,542
GRAND TOTAL . .	—	—	—	—	—	..	..	4,007	584,009	221,090

FOREIGN MERCHANDISE

ARTICLES	QUANTITY					VALUE				
	1916-17	1917-18	1918-19	1919-20	1920-21	1916-17	1917-18	1918-19	1919-20	1920-21
SUGAR . . . . . tons	..	..	..	867	510	\$	\$	\$	\$	\$
TEXTILES—										
COTTON—										
Twist and yarn . . lb	..	..	..	20,000	..	..	..	..	6,000	..
Manufactures—										
Piece goods—										
Grey (unbleached) . yards	..	..	..	916,000	6,600	..	..	..	48,435	1,217
White (bleached) . . "	..	..	170,710	..	..	..	..	5,804	..	..
Silk piece goods . . "	..	..	..	5,628	8,007	..	..	..	1,220	1,547
TOBACCO—										
Unmanufactured . . lbs	..	..	104,100	23,071	11,220	..	..	6,159	1,985	1,104
ALL OTHER ARTICLES OF MERCHANDISE . . value	—	—	—	—	—	..	3	217	65,804	895
GRAND TOTAL . .	—	—	—	—	—	..	3	12,179	175,188	66,636
GRAND TOTAL OF INDIAN AND FOREIGN MERCHANDISE . . . . .	—	—	—	—	—	..	3	16,246	759,792	288,626

RED SEA  
IMPORTS THEREFROM

ARTICLES	QUANTITY					VALUE				
	1916-17	1917-18	1918-19	1919-20	1920-21	1916-17	1917-18	1918-19	1919-20	1920-21
BOOKS, PRINTED AND PRINTED MATTER (not being STATIONERY) including MAPS AND CHARTS etc	58	46	..	17	..	\$,050	188	..	200	..
DRUGS AND MEDICINES (including chemicals and narcotics) . value	—	—	—	—	—	46	1,064	423	3,198	52
FRUITS AND VEGETABLES—										
Fruits and Vegetables: dried, salted, or preserved not being canned or bottled . . . . . tons	6	..	..	121	4	128	4	..	2,116	214
GUMS AND RESINS . . . . . cwts	999	418	44	838	1,661	804	323	37	2,616	2,244
METALS AND ORES—										
Brass, Bronze and similar alloys and manufactures thereof . . "	563	..	77	264	115	1,414	..	303	1,457	528
Copper . . . . . "	1,641	..	13	249	81	5,205	..	63	1,627	451
ALL OTHER ARTICLES OF MERCHANDISE . . value	—	—	—	—	—	6,853	1,209	1,446	5,927	1,714
GRAND TOTAL . .	—	—	—	—	—	17,499	2,722	2,265	17,121	5,183

NOTE.—The sterling figures have been converted at the rate of £10=£1 for 1919-20 and 1920-21, and £15=£1 for earlier years.

No. 13—continued

## TURKEY, ASIATIC—continued

RED SEA—continued

## EXPORTS THERETO

## INDIAN MERCHANDISE

ARTICLES	QUANTITY					VALUE				
	1916-17	1917-18	1918-19	1919-20	1920-21	1916-17	1917-18	1918-19	1919-20	1920-21
ANIMALS, LIVING . . . . . no.	..	..	..	..	4	£	£	£	£	£ 503
APPAREL (INCLUDING DRAPERY, UNIFORMS, ACCOUTREMENTS, BUT EXCLUDING HOSIERY AND BOOTS AND SHOES) . . . . . value	—	—	—	—	—	..	67	533	332	565
BOOTS AND SHOES . . . . . pairs	300	..	2,909	14,143	20,029	13	..	552	2,787	16,308
CANDLES OF ALL KINDS . . . . . lb	..	..	1,660	1,460	3,188	..	..	66	66	306
CHEMICALS AND CHEMICAL PREPARATIONS (EXCLUDING CHEMICAL MANURES AND MEDICINES) . . . . . value	—	—	—	—	—	619	48	43	356	308
COAL COKE AND PATENT FUEL—COAL . . . . . tons	..	..	..	..	1,100	..	..	..	..	3,540
COFFEE . . . . . cwt	14	1,419	1,470	1,759	150	53	5,663	7,410	14,218	954
CORDAGE AND ROPE OF VEGETABLE FIBRE (excluding jute and cotton) . . . . . "	223	..	163	541	382	213	..	342	1,158	930
DRUGS AND MEDICINES . . . . . value	—	—	—	—	—	411	90	307	1,170	1,255
DYEING AND TANNING SUBSTANCES—Indigo . . . . . cwt	70	54	102	11	22	1,183	1,666	1,687	295	843
Turmeric . . . . . "	111	525	170	341	378	123	804	275	989	1,409
Other sorts . . . . . "	12	..	1	68	140	7	..	1	127	920
Total dyeing and tanning substances . . . . . "	193	579	273	410	540	1,312	2,470	1,963	1,411	3,231
FODDER, BEAN, AND POLLARDS (excluding oilcake) . . . . . value	—	—	—	—	—	233	375	513	3,433	14,523
FRUITS AND VEGETABLES . . . . . "	—	—	—	—	—	536	985	1,167	3,012	3,378
GRAIN, PULSE, AND FLOUR—Barley . . . . . tons	224	923	840	111	4,139	1,952	9,337	11,747	2,973	101,767
Gram . . . . . "	115	76	176	93	213	1,200	1,062	3,034	3,321	4,937
Jawar and bajra . . . . . "	4,199	702	8	241	3,823	29,800	6,627	100	7,221	63,330
Lentils (a) . . . . . "	—	—	647	590	689	—	—	11,487	20,645	16,514
Pulse (b) . . . . . "	690	303	60	40	753	7,545	4,403	831	1,356	16,499
Rice not in husk—Cleaned rice (c) . . . . . "	—	—	—	13,447	12,303	—	—	—	353,601	294,139
Other sorts (c) . . . . . "	—	—	—	1,924	9,644	—	—	—	57,253	2,19,864
Total Rice not in the husk . . . . . "	18,565	10,750	22,508	15,371	21,947	190,668	142,429	303,213	410,854	514,003
Wheat . . . . . "	1,991	912	623	2,424	1,796	24,703	12,099	10,602	63,083	48,865
flour . . . . . "	3,355	2,678	3,450	5,719	6,471	41,295	29,808	69,379	187,737	206,405
Other sorts . . . . . "	..	3	3	3	..	..	20	32	31	2
Total Grain, Pulse, and Flour . . . . . "	29,132	16,356	28,375	24,592	39,631	297,223	216,234	415,673	697,220	1,072,423
METALS AND ORES . . . . . tons	7	..	..	10	20	245	..	129	1,399	3,687
OILS—VEGETABLE—non-essential—sesamum (til or jinjil) gals	13,950	17,388	22,922	3,479	4,193	2,217	2,414	5,013	3,943	1,491
Other sorts . . . . . "	..	..	933	908	1,515	..	..	150	371	603
PROVISIONS AND OILMAN'S STORES . . . . . value	—	—	—	—	—	48	301	513	653	999
SEEDS—Oil-seeds—Essential—Ajama . . . . . tons	20	3	3	20	6	423	52	103	1,110	260
Cummin . . . . . "	1	2	2	5	2	49	143	73	637	129
Other sorts . . . . . "	3	3	2	10	21	79	46	30	364	1,014
Total Essential seeds . . . . . "	24	8	6	35	29	551	241	220	2,311	1,403
Non-Essential—Groundnuts . . . . . "	37	59	83	45	58	677	1,976	823	3,199	2,630
Sesamum (Til or Jinjil) . . . . . "	232	468	423	172	339	3,160	6,976	12,343	7,562	26,737
Other sorts . . . . . "	5	6	14	13	20	80	113	624	942	1,324
TOTAL NON-ESSENTIAL SEEDS . . . . . "	274	531	473	230	417	3,917	8,165	14,290	11,543	40,991
Other than Oilseeds . . . . . "	1	1	2	3	4	22	11	24	162	243
TOTAL SEEDS . . . . . "	299	540	481	268	450	4,490	8,417	14,534	14,116	42,637

NOTE—The sterling figures have been converted at the rate of £10=£1 for 1919-20 and 1920-21, and £15=£1 for earlier years

(a) Separately recorded from April, 1918

(b) Includes figures of "Beans" and "Lentils" prior to April, 1918

(c) Separately recorded from April, 1919

TURKEY, ASIATIC  
—RED SEA

( 300 )

No. 13—continued  
TURKEY, ASIATIC—continued  
RED SEA—continued  
EXPORTS THEREFROM—continued

INDIAN MERCHANDISE—continued

ARTICLES	QUANTITY					VALUE				
	1916-17	1917-18	1918-19	1919-20	1920-21	1916-17	1917-18	1918-19	1919-20	1920-21
<b>SPICES—</b>										
Betelnuts . . . . . cwt	60	104	56	151	128	87	267	168	705	447
Cardamoms . . . . . "	178	1,730	515	100	346	2,511	19,950	5,717	1,844	6,049
Ginger . . . . . "	2,253	9,168	933	2,531	2,112	3,711	19,341	1,881	10,481	12,800
Pepper . . . . . "	747	999	1,070	996	679	2,150	3,192	4,497	5,781	4,543
Other sorts . . . . . "	65	30	9	118	190	104	64	17	485	727
Total Spices . . . . . "	3,208	12,081	2,568	3,896	4,455	8,568	42,814	12,280	19,246	24,566
<b>SUGAR . . . . . tons</b>										
TALLOW SYMBIONE (including Grease and animal fat) . . . . . cwt	482	444	778	207	50	18,126	17,075	27,714	12,772	4,772
TEA, BLACK . . . . . lb	266,268	570,493	481,129	267,804	972,237	13,922	28,504	23,433	20,061	86,799
<b>TEXTILES—</b>										
Cotton— Twist and yarn . . . . . "	28,600	8,200	25,680	182,910	32,910	1,270	550	2,605	18,594	6,028
Manufactures— Handkerchiefs and shawls in the piece . . . . . no.	2,000	8,644	23,641	49,748	7,553	98	687	1,777	2,577	1,060
Hosiery . . . . . value	—	—	—	—	—	—	20	585	—	—
<b>Flax goods—</b>										
Grey (unbleached) . . . . . yards	3,781,560	2,308,058	233,000	1,624,610	430,284	40,204	46,475	8,164	64,946	22,729
White (bleached) . . . . . "	8,000	4,000	34,930	20,000	19,400	133	100	1,182	610	1,250
Coloured, printed, or dyed . . . . . "	247,361	1,931,239	1,745,501	1,978,945	1,410,872	4,495	51,115	58,497	109,354	77,518
Thread, Sewing . . . . . lbs	850	900	3,100	11,208	6,900	68	78	227	1,843	1,340
Other sorts . . . . . value	—	—	—	—	—	67	105	354	1,725	3,634
Total cotton manufactures (including Twist and yarn) . . . . . "	—	—	—	—	—	46,328	99,130	73,841	199,549	112,559
<b>Jute—</b>										
Manufactures— Gunny bags . . . . . no.	—	—	—	30,000	25,000	—	—	—	2,250	1,720
Bilk— cloth . . . . . yds	—	—	—	—	40,000	—	—	—	—	1,025
Manufactures— Goods of silk mixed with other materials . . . . . yards	—	900	19,748	3,600	11,300	—	107	2,115	950	2,110
TOBACCO, MANUFACTURED . . . . . lb	12,016	1,092	14,373	3,923	6,160	259	30	692	130	417
WOOD AND TIMBER . . . . . value	—	—	—	—	—	17	—	—	2,023	310
ALL OTHER ARTICLES OF MERCHANDISE . . . . . value	—	—	—	—	—	344	881	1,146	3,810	3,783
<b>GRAND TOTAL . . . . . "</b>	—	—	—	—	—	390,204	423,048	589,778	1,007,728	1,305,538

FOREIGN MERCHANDISE

ARTICLES	QUANTITY					VALUE				
	1916-17	1917-18	1918-19	1919-20	1920-21	1916-17	1917-18	1918-19	1919-20	1920-21
APPAREL (INCLUDING DRAPERY, UNIFORMS, ACCOUTREMENTS, BUT EXCLUDING HOSIERY AND BOOTS AND SHOES) . . . . . value	—	—	—	—	—	—	243	937	1,022	2,120
CARRIAGES AND CARTS (EXCLUDING RAILWAY CARRIAGES) AND PARTS THEREOF . . . . . "	—	—	—	—	—	—	—	—	—	4,070
CHEMICALS AND CHEMICAL PREPARATIONS (EXCLUDING CHEMICAL MANURES AND MEDICINES)— Ammonia and salts thereof . . . . . cwt	218	—	39	64	54	648	22	153	253	301
Other sorts of chemicals . . . . . value	—	—	—	—	—	222	61	119	591	917
Total Chemicals . . . . . "	—	—	—	—	—	870	83	272	844	1,218

NOTE.—The sterling figures have been converted at the rate of \$10=£1 for 1919-20 and 1920-21, and \$15=£1 for earlier years.

No. 13—continued  
 TURKEY, ASIATIC—continued  
 RED SEA—concluded  
 EXPORTS THERE TO—concluded

## FOREIGN MERCHANDISE

ARTICLES	QUANTITY					VALUE				
	1916-17	1917-18	1918-19	1919-20	1920-21	1916-17	1917-18	1918-19	1919-20	1920-21
DRUGS AND MEDICINES— Camphor lb	100	..	..	3,651	..	27	..	..	1,215	..
Other sorts of Drugs and Medicines) value	..	..	..	..	..	217	404	345	765	637
EARthenWARE AND PORCE- LAIN (EXCLUDING PIPES OR EARthenWARE)	..	..	..	..	..	127	227	1,062	3,428	1,650
FRUITS AND VEGETABLES	..	..	..	..	..	2,648	356	161	1,254	2,055
GLASS AND GLASSWARE	..	..	..	..	..	..	500	1,322	5,218	4,946
GRAIN, PULSES, AND FLOUR— Wheat tons	..	..	..	1,072	..	..	..	..	27,444	..
Gums and Resins cwt	117	98	182	207	162	119	171	326	1,222	494
HARDWARE, EXCLUDING CUTLERY AND ELECTROPLA- TED WARE value	..	..	..	..	..	7	..	106	914	1,502
LIQUORS gals	50	29	7	5	452	29	25	7	20	1,104
MATCHES gross of boxes	9,125	22,800	14,925	41,050	25,350	608	2,679	2,052	7,242	4,920
METALS AND ORES— Tin cwt	..	..	4	86	42	..	..	82	2,100	772
Other Sorts value	..	..	..	..	..	22	..	472	2,002	4,197
PAPER AND PAPERBOARD	..	..	..	..	..	192	225	1,222	2,490	2,002
PROVISIONS AND OILMAN'S STORES cwt	1	447	197	292	952	12	497	496	2,227	2,242
Soap	..	104	412	245	164	..	82	1,222	1,000	212
SHIPS, PARTS OF (including lunchees and boats) value	..	..	..	..	..	..	..	..	1,400	..
SPICES cwt	82	192	172	229	162	259	570	592	2,529	1,162
STATIONERY (excluding paper) value	..	..	..	..	..	27	422	207	727	959
SUGAR— Sugar, 16 Dutch stand- and and above tons	1,252	1,250	1,204	1,992	1,729	20,721	47,722	24,524	111,042	165,224
Confectionery	..	..	..	1	4	..	..	..	160	727
TEA lb	9,200	27,122	14,922	22,200	21,922	622	1,924	1,122	2,277	2,224
TEXTILES— Cotton— Manufactures— Handkerchiefs and shawls in the piece no.	7,200	12,070	2,522	10,120	9,210	521	1,012	122	274	1,222
Hosiery value	..	..	..	..	..	27	47	222	707	227
Piece goods— Grey (unbleached) yards	420,522	1,710,124	1,202,400	1,121,022	910,972	7,277	42,702	52,524	59,120	22,524
White (bleached)	522,222	400,720	222,247	202,720	292,724	9,111	9,042	22,929	12,722	21,429
Coloured, printed, or dyed	720,612	494,517	271,224	220,512	252,022	17,929	9,042	9,401	19,229	22,227
Total piece goods	1,727,224	2,605,221	2,229,411	1,772,261	1,662,722	24,227	61,504	84,224	91,122	67,200
Thread, sewing lb	200	1,222	1,600	12,221	4,200	12	127	272	1,272	977
Others value	..	..	..	..	..	..	212	144	72	122
Total Cotton manufac- tures (including Twist and Yarn)	..	..	..	..	..	24,202	62,922	86,122	92,774	100,202
Hosiery and Millinery	..	..	..	..	..	..	..	22	259	62
Wool, raw lb	642	2,212	2,411	979	1,524	421	1,440	1,422	990	1,222
Woolen manufactures value	..	..	..	..	..	..	1,720	2,022	2,122	20,712
Woolen manufactures	..	..	..	..	..	..	..	..	912	4,127
Other Textiles— Manufactured	..	..	..	..	..	..	..	..	1,020	222
ALL OTHER ARTICLES OF MERCHANDISE	..	..	..	..	..	102	42	297	2,274	2,224
GRAND TOTAL	..	..	..	..	..	71,927	124,029	122,972	290,579	222,022
GRAND TOTAL OF INDIAN AND FOREIGN MERCHANDISE	..	..	..	..	..	62,191	120,167	72,451	1,222,207	1,642,572

NOTE.—The sterling figures have been converted at the rate of \$10—21 for 1919-20 and 1920-21, and \$12—21 for earlier years.

TURKEY, ASIATIC  
—PERSIAN GULF

( 302 )

No. 13—continued

TURKEY, ASIATIC—continued

PERSIAN GULF

IMPORTS THEREFROM

ARTICLES	QUANTITY					VALUE				
	1916-17	1917-18	1918-19	1919-20	1920-21	1916-17	1917-18	1918-19	1919-20	1920-21
ANIMALS, LIVING—										
Horses . . . . . no.	2,015	1,178	538	348	177	\$ 36,507	\$ 21,055	\$ 10,007	\$ 10,780	\$ 7,4
Other kinds . . . . . "	..	2	2	488	..	..	6	7	244	..
Total Animals, living	2,015	1,180	536	836	177	36,507	21,061	10,014	10,974	7,4
APPAREL (EXCLUDING HOSIERY AND BOOTS AND SHOES)—										
Apparel (including drapery, uniforms, soucoumments) . . . . . value	..	..	..	..	..	370	1,608	129	772	1,4
ARMS, AMMUNITION, AND MILITARY STORES										
CHEMICALS AND CHEMICAL PREPARATIONS										
Coffee other than roasted or ground . . . . . cwt	..	..	..	2,110	267	6	22	..	122	1,1
DRUGS AND MEDICINES (excluding chemicals and narcotics) . . . . . value	..	..	..	..	..	26	1,834	3,510	10,215	8,3
DYING AND TANNING SUBSTANCES										
Fish (excluding canned fish)—										
Fish, dry, unsalted . . . . . cwt	2,711	595	1,770	222	5,213	813	191	522	387	3,1
Other sorts . . . . . "	21	35	115	108	311	15	150	437	840	64
Total Fish (excluding canned fish)	2,732	630	1,884	420	5,524	828	341	959	1,207	3,4
FRUITS AND VEGETABLES—										
Fruits and vegetables: dried, salted, or preserved not being canned or bottled—										
Almonds . . . . . tons	2	..	2	64	16	202	18	100	12,572	2,2
Dates . . . . . "	37,938	30,848	18,471	30,496	31,925	319,002	266,563	202,334	541,039	700,7
Other sorts . . . . . value	..	..	..	..	..	312	34	49	206	1
Total Fruits and Vegetables	..	..	..	..	..	320,116	266,615	202,483	553,817	703,6
GLASS AND GLASSWARE										
GRAIN, PULSE, AND FLOUR—										
Jawar and bajra . . . . . tons	71	..	955	6,020	..	276	..	12,675	118,196	..
Pulse . . . . . "	1	..	1	79	..	4	..	20	2,905	..
Other sorts . . . . . "	2	10	68	248	..	18	72	394	2,562	..
Total Grain, Pulse, and Flour	74	10	1,019	6,342	..	298	72	13,089	123,723	..
GUMS AND RESINS										
HARDWARE (excluding cutlery and electroplated ware) . . . . . value	30	670	305	78	20	21	4,408	2,155	748	..
HIDES AND SKINS, RAW—										
Hides, raw . . . . . tons	217	52	1	4	..	..	..	..	..	..
.. .. .. .. .. no.	=47,074	=11,833	=300	=1,740	..	18,797	2,619	33	570	..
Skins, raw . . . . . tons	222	186	20	43	8	..	..	..	..	..
.. .. .. .. .. no.	=240,047	=193,637	=48,554	=35,043	=13,991	14,581	11,453	1,861	3,538	1,8
Total Hides and Skins, raw	439	188	21	52	8	33,378	14,102	1,894	4,108	1,8
.. .. .. .. .. no.	=288,021	=205,520	=48,854	=36,783	=13,991	..	..	..	..	..
LEATHER—										
Skins tanned or dressed . . . . . no.	..	5	23	..	..	..	568	1,851	191	..
LIQUORS including METHYLATED AND PERFUMED SPIRITS										
MACHINERY AND MILL WORK										
METALS AND ORES—										
Brass, Bronze and similar alloys and manufactures thereof										
Copper . . . . . cwt	10	81	24	14	250	25	93	94	92	1,2
.. .. .. .. .. "	177	256	124	7	580	564	1,018	632	64	3,2
Iron or Steel . . . . . tons	9	111	93	91	298	96	3,442	3,023	2,704	6,3
Tin . . . . . cwt	119	..	..	..	1	1,157	..	..	..	..
MOTOR CARS, MOTOR CYCLES, MOTOR WAGONS AND PARTS THEREOF										
OILS—										
Mineral										
FABRICIOUS STONES AND PEARLS, UHSER										
PROVISIONS AND OILMAN'S STORES (including fish and fruits and vegetables, canned or bottled—										
Ghi . . . . . cwt	9	11	44	146	6	40	55	267	2,073	..
Canned and bottled provisions . . . . . "	41	664	352	69	227	157	1,320	2,730	473	2,3
Other sorts . . . . . value	..	..	..	..	..	..	..	..	..	..
Total Provisions and Oilman's stores	..	..	..	..	..	316	623	299	1,208	..
.. .. .. .. .. "	..	..	..	..	..	513	2,498	3,298	3,754	3,4

NOTE.—The statistics given have been converted at the rate of 349=51 for 1917-20 and 1920-21, and 315=51 for earlier years.

No. 13—continued  
 TURKEY, ASIATIC—continued  
 PERSIAN GULF—continued  
 IMPORTS THEREFROM—continued

ARTICLES	QUANTITY					VALUE				
	1916-17	1917-18	1918-19	1919-20	1920-21	1916-17	1917-18	1918-19	1919-20	1920-21
BEADS . . . . . tons	16	10	18	32	15	\$ 118	\$ 300	\$ 1,517	\$ 7,689	\$ 2,126
SOAP . . . . . cwt	5	1	..	46	1,838	10	1	..	51	4,071
TEXTILES— Cotton, raw . . . . . tons	..	3,218	214	71	..	..	14,568	1,148	190	..
Cotton manufactures in- cluding twist and yarn value	..	..	..	..	..	489	422	597	18,516	5,105
Silk manufactures . . . . . "	..	..	..	..	..	360	305	78	54	1,269
Wool, raw . . . . . lbs	176,232	40,264	654,948	27,700	560	6,534	1,009	26,309	1,812	12
" manufactures . . . . . value	..	..	..	..	..	1,220	4,279	2,222	4,769	7,426
TOBACCO— Unmanufactured . . . . . lbs	3,918	2,149	104,775	5	..	61	57	7,094	1	..
ARTICLES IMPORTED BY POST . . . . . value	..	..	..	..	..	2,143	3,521	4,621	16,150	56,769
ALL OTHER ARTICLES OF MERCHANDISE . . . . . "	..	..	..	..	..	2,837	5,654	5,772	5,536	8,796
<b>GRAND TOTAL</b> . . . . . "	..	..	..	..	..	431,145	839,211	295,075	821,486	637,203

## EXPORTS THERETO

## INDIAN MERCHANDISE

ARTICLES	QUANTITY					VALUE				
	1916-17	1917-18	1918-19	1919-20	1920-21	1916-17	1917-18	1918-19	1919-20	1920-21
APPAREL (including DRAPEY, UNIFORMS, ACCOUTREMENTS, BUT excluding HOSIERY AND BOOTS AND SHOES) . . . . . value	..	..	..	..	..	1,092	3,224	13,975	13,935	13,541
ART. WORKS OF BOOKS, PRINTED, AND PRINTED MATTER (NOT BEING STATIONERY) IN- CLUDING MAPS AND CHARTS . . . . . cwt	23	62	133	261	143	165	599	960	2,089	2,915
BOOTS AND SHOES . . . . . pairs	16,428	13,943	77,489	112,073	81,210	1,704	2,368	17,483	40,564	41,222
BUILDINGS AND ENGI- NEERING MATERIALS . . . . . value	..	..	..	..	..	420	248	3,061	2,597	551
CANDLES OF ALL KINDS . . . . . lb	146,531	837,001	347,803	690,465	113,217	2,751	16,429	11,013	39,225	5,555
CANES AND BATTANS . . . . . cwt	1,595	275	335	238	64	547	80	54	224	22
CARRIAGES AND CARTS (EXCLUDING RAILWAY CARRIAGES) AND PARTS THEREOF . . . . . value	..	..	..	..	..	788	1,285	3,155	2,627	517
CHEMICALS AND CHEMICAL PREPARATIONS (EXCLUD- ING CHEMICAL MANURES AND MEDICINES) . . . . . "	..	..	..	..	..	696	3,522	1,215	517	917
COAL, COKE, AND PATENT FUEL . . . . . tons	16,554	54,565	15,247	6,367	11,105	61,953	123,374	51,721	45,330	191,202
COFFEE . . . . . cwt	..	..	..	..	..	..	..	..	..	..
COIR, MANUFACTURED (EXCLUDING ROPE) . . . . . tons	129	30	165	191	91	2,166	976	4,154	4,550	12,919
CORDAGE AND ROPE OF VEGETABLE FIBRE (EXCLUDING JUTE AND COTTON) . . . . . cwt	2,634	461	2,588	2,947	2,364	2,451	223	2,151	3,234	6,268
DRUGS AND MEDICINES (EXCLUDING CHEMICALS AND NARCOTICS) . . . . . value	..	..	..	..	..	280	237	2,153	7,925	2,395
DYEING AND TANNING SUBSTANCES— Indigo . . . . . cwt	211	477	489	3,122	673	7,320	15,334	13,306	166,309	35,741
Turmeric . . . . . "	1,023	3,725	7,151	700	1,313	1,190	4,535	10,734	1,527	5,630
Other sorts . . . . . "	70	1,122	3,222	5,502	2,229	27	625	3,006	9,092	2,067
Total Dyeing and Tanning substances . . . . . "	1,304	5,324	10,862	9,324	4,125	8,547	21,094	27,046	176,966	44,478
FRUITS AND VEGETABLES— Fresh Fruits and Vege- tables . . . . . value	..	..	..	..	..	4,946	4,027	6,345	12,791	19,799
Fruits and vegetables : dried, salted, or preserved, all sorts . . . . . tons	1,145	673	1,511	1,396	1,933	10,430	5,847	19,491	24,747	40,464
Total Fruits and Vege- tables . . . . . value	..	..	..	..	..	15,376	10,474	25,836	37,538	60,263
FURNITURE AND CARRIAGE WARE . . . . . "	..	..	..	..	..	2,793	2,711	5,713	23,299	17,073
GLASS AND GLASSWARE . . . . . "	..	..	..	..	..	1,772	2,575	1,419	2,577	5,213

NOTE.—The sterling figures have been converted at the rate of £10=₹1 for 1919-20 and 1920-21, and £15=₹1 for earlier years

TURKEY, ASIATIC  
—PERSIAN GULF

( 304 )

No. 13—continued.  
TURKEY, ASIATIC—continued  
PERSIAN GULF—continued  
EXPORTS THEREFROM—continued

INDIAN MERCHANDISE—continued

ARTICLES	QUANTITY					VALUE				
	1916-17	1917-18	1918-19	1919-20	1920-21	1916-17	1917-18	1918-19	1919-20	1920-21
<b>GRAIN, PULSE, AND FLOUR—</b>										
Barley . . . . . tons	184	548	42	..	148	1,301	3,968	284	..	3,902
Pulse—										
Gram . . . . . "	34	113	346	32	39	255	1,038	8,642	661	854
Lentils (a) . . . . . "	—	—	79	18	61	—	—	1,097	549	1,904
Other sorts (b) . . . . . "	148	388	153	101	258	1,675	4,622	2,068	2,539	5,324
Total Pulse . . . . . "	182	501	578	151	358	1,930	5,660	6,802	3,749	8,082
Rice not in the Husk—										
Cleaned rice (c) . . . . . "	—	—	—	4,924	6,248	—	—	—	97,468	99,504
Other sorts (c) . . . . . "	—	—	—	2,535	1,824	—	—	—	60,859	42,023
Total Rice, not in the husk . . . . . "	11,268	17,368	22,533	7,459	7,072	112,864	183,510	319,119	158,327	141,628
Wheat . . . . . "	5,846	17,452	2,668	216	1,844	52,082	175,338	34,518	4,635	24,690
" flour . . . . . "	3,302	3,225	4,712	2,464	7,143	37,049	41,787	76,502	76,138	128,902
Other sorts . . . . . "	7	169	22	43	34	63	2,217	337	1,003	721
Total Grain, Pulse, and Flour . . . . . "	20,769	39,273	30,550	10,333	14,129	205,294	412,500	437,662	243,852	307,915
<b>HARDWARE AND CUTLERY, INCLUDING PLATED WARE</b> value	—	—	—	—	—	1,198	798	1,937	10,902	9,883
<b>LEATHER—</b>										
Hides tanned or dressed—										
Buffalo hides . . . . . } tons .. 1				45	3					
" . . . . . } no. .. 97				7,388	389		61		9,502	1,058
Cow hides . . . . . } tons .. 2				118	1					
" . . . . . } no. .. 107				3,110	384		39	473	4,370	973
Other hides . . . . . } tons .. 4				260	..			2,387	95	..
" . . . . . } no. .. 2,612				260	..					
Total Hides tanned or dressed { tons .. 1				61	4					
" . . . . . } no. .. 204				10,758	923		100	2,860	13,967	2,031
Skins tanned or dressed { tons .. ..				..	..					
" . . . . . } no. .. 250				50	5		20	169	17	22
Total Hides and Skins tanned or dressed { tons .. 1				61	4					
" . . . . . } no. .. 454				10,808	928		120	3,029	13,984	2,053
Unwrought . . . . . cwt	14	29	146	991	575	118	182	4,286	25,279	10,464
Other sorts . . . . . value	—	—	—	—	—	327	278	2,055	3,739	18,422
Total Leather . . . . . "	—	—	—	—	—	445	580	9,370	43,002	20,939
<b>MACHINERY AND MISCELLANEOUS</b> ..	—	—	—	—	—	—	—	301	982	374
<b>METALS AND ORES—</b>										
Brass bronze and similar alloys . . . . . cwt	3	21	3	159	60	60	160	96	2,750	786
Copper (excluding ore) . . . . . "	346	156	209	442	130	1,915	1,249	2,616	6,489	2,156
Iron or Steel . . . . . ton.	68	4	25	33	33	1,708	177	1,463	2,458	1,722
Metals, unenumerated . . . . . cwt	10	..	..	47	163	339	..	2	1,595	4,763
Ores, unenumerated . . . . . tons	..	..	..	16	..	..	71	70	679	..
TOTAL METALS AND ORES ..	83	15	41	82	51	3,067	1,657	4,252	13,971	9,429
<b>ORES—</b>										
Animal . . . . . gals.	1,064	2,518	25,908	47,797	10,345	39	278	1,853	4,673	1,190
Essential . . . . . "	14	91	51	7	22	8	111	83	32	48
Mineral . . . . . "	449	31,348	17,384	17,506	6,714	47	2,618	1,666	2,222	696

NOTE.—The sterling figures have been converted at the rate of \$10—£1 for 1919-20 and 1920-21, and \$15—£1 for earlier years.  
(a) Separately recorded from April, 1918.  
(b) Includes figures of "Beans" and "Lentils" prior to April 1918.  
(c) Separately recorded from April, 1919.

No. 13—continued  
 TURKEY, ASIATIC—continued  
 PERSIAN GULF—continued  
 EXPORTS THE RETO—continued

## INDIAN MERCHANDISE—continued

ARTICLES	QUANTITY					VALUE				
	1916-17	1917-18	1918-19	1919-20	1920-21	1916-17	1917-18	1918-19	1919-20	1920-21
<b>VEGETABLE, NON-ESSENTIAL—</b>						£	£	£	£	£
Castor gals.	206	212	550	772	12,140	23	46	110	480	4,900
Coconut "	715	2,711	1,989	2,026	1,042	115	420	441	739	386
Groundnut "		972	193		8,600		141	26		1,800
Sesamum (til or jinjil) "	18,234	42,192	4,032	12,007	12,643	1,770	6,718	675	4,101	4,687
Other sorts "	1,719	4,079	537	672	112	258	101	117	291	32
Total Vegetable, non-essential "	16,873	48,166	7,321	15,477	31,637	2,106	7,489	1,369	5,502	10,765
<b>TOTAL OILS</b>	17,400	52,123	48,664	80,787	48,619	2,260	10,496	4,971	12,779	12,601
<b>OIL CLOTH AND FLOOR-CLOTH</b> sq. yds.	1,160		3,615	240		158		819	24	
Paints and painters materials value						8	83	19	545	21
<b>PAPER AND PASTE BOARD</b>							110	406	741	1,075
<b>PERFUMERY</b>						18	163	455	1,267	787
<b>PRECIOUS STONES AND JEWELS UNSET</b>						252	61		1,002	
<b>PROVISIONS AND OILMAN'S STORES—</b>										
Butter cwt	1,182	205	556	192	471	6,334	1,372	5,014	2,925	6,711
Ghi "	3,560	4,429	4,319	6,648	24,479	17,932	10,976	20,414	54,770	1,66,928
Pickles, chutnies, and condiments "	637	675	718	1,738	1,384	1,298	936	1,123	3,072	2,596
Other sorts of provisions value						2,067	1,167	2,584	3,306	3,209
Total Provisions and oilman's stores "						27,781	23,352	29,135	63,975	109,841
<b>RAILWAY PLANT AND ROLLING STOCK</b>								1,790		7,672
<b>SEEDS—</b>										
<b>Oil-seeds—</b>										
<b>Essential—</b>										
Coriander Tons	7	4	17	18	13	116	91	350	637	570
Cumin (other than black) "	1	5	8	9	12	73	303	100	620	522
Other sorts "	1	2	3	4	10	27	37	76	161	358
Total Essential seeds "	9	11	23	31	35	216	431	545	1,618	1,750
<b>Non-essential—</b>										
Copra or coconut kernel "		4	185	137	44		116	6,523	6,312	2,909
Groundnuts "	217	115	155	85	32	2,431	2,418	2,429	2,474	741
Sesamum (Til or jinjil) "	16	181	20	23	5	247	2,647	360	671	177
Other sorts "	1	1	1	4	2	17	24	23	175	75
Total Non-essential "	234	301	362	249	83	2,695	4,200	9,344	11,928	3,902
Other than oil seeds "	16	14	15	19	13	391	401	406	1,172	698
Total Seeds "	250	316	400	299	191	3,082	5,092	10,204	14,723	6,538
<b>SOAP</b> cwt	2,412	1,821	2,846	6,257	2,500	2,675	2,564	5,781	15,741	7,470
<b>SPICES—</b>										
Betelnuts "	72	144	679	268	333	103	261	1,242	775	793
Cardamoms "	39	163	423	230	292	422	1,548	4,610	3,322	3,222
Chillies "	653	392	122	755	409	397	327	297	2,510	1,575
Ginger "	57	113	737	1,725	254	96	190	1,700	6,470	1,172
Pepper "	1,461	1,732	9,534	6,020	2,200	4,526	5,610	21,703	20,614	10,208
Other sorts "	22	7	401	124	51	47	23	1,191	667	244
Total Spices "	2,324	2,461	11,959	9,142	3,745	5,394	7,902	40,487	43,259	10,897
<b>STATIONERY (EXCLUDING PAPER)</b> value						211	1,015	2,923	2,227	2,192

NOTE.—The sterling figures have been converted at the rate of £10=£1 for 1919-20 and 1920-21, and £15=£1 for earlier years



No. 13—continued  
TURKEY, ASIATIC—continued  
PERSIAN GULF—continued  
EXPORTS THERETO—continued

INDIAN MERCHANDISE—continued

ARTICLES	QUANTITY					VALUE				
	1916-17	1917-18	1918-19	1919-20	1920-21	1916-17	1917-18	1918-19	1919-20	1920-21
<b>SUGAR—</b>						£	£	£	£	£
16 D. S. and above Tons	948	476	2,060	1,123	639	10,537	15,766	76,585	83,209	51,247
16 D. S. and below "	1	..	2	2	21	5	2	54	114	553
Confectionery .. "	..	1	3	19	2	..	30	222	2,017	221
Total Sugar .. "	349	477	2,065	1,144	662	10,542	15,807	76,861	85,340	52,921
<b>TALLOW AND STEARINS (INCLUDING OLEINE AND ANIMAL FAT)</b> cwt	137	32	494	126	3,814	278	35	832	483	20,339
<b>TEA, BLACK,</b> lb	1,316,709	1,406,047	7,504,314	4,337,554	4,426,120	63,209	75,019	419,298	315,869	218,431
<b>TEXTILES—</b>										
<b>Cotton—</b>										
Raw Tons	10	39	..	74	48	478	2,089	13	6,516	3,588
Waste (a) cwt	..	..	..	775	3,772	..	..	..	2,125	8,768
Twist and yarn lb	158,312	543,540	649,311	2,084,116	1,532,140	5,798	28,911	47,798	245,056	186,161
<b>Manufactures—</b>										
Handkerchiefs and shawls in the piece no.	10,480	29,429	17,742	243,913	12,600	118	2,645	929	18,562	2,405
Hosiery .. value	..	..	..	..	..	83	1,514	6,431	13,318	2,924
<b>Piece goods—</b>										
Grey (unbleached) yards	12,723,074	8,105,347	10,535,167	17,262,762	6,142,323	122,770	105,258	206,314	601,415	265,937
White (bleached) .. "	94,857	375,898	362,535	119,351	123,520	1,440	7,233	8,104	7,662	6,221
Coloured, printed, or dyed .. "	13,842,110	17,632,449	17,276,719	30,505,593	20,780,666	166,673	230,658	426,342	1,133,643	867,324
Thread, sewing .. lb	17,412	21,413	21,223	45,101	9,470	1,248	1,355	2,496	8,509	2,042
Other sorts of manu- factures .. value	..	..	..	..	..	385	1,234	2,309	6,657	10,587
Total Cotton manufactures (including twist and yarn) .. "	..	..	..	..	..	298,515	428,924	700,723	2,036,322	1,343,601
<b>Flax Manufactures</b> .. "	..	..	..	..	..	..	1,149	..	120	247
<b>Haberashery and Millinery</b> .. "	..	..	..	..	..	161	279	696	3,992	231
<b>Hemp Manufactures</b> .. "	..	..	..	..	..	..	..	..	..	559
<b>Jute—</b>										
<b>Manufactures—</b>										
Gunny bags .. no.	124,060	32,575	202,300	1,255,510	674,900	2,831	993	8,101	72,197	42,147
.. cloth .. yards	254,000	155,000	..	106,200	17,932	3,372	1,263	..	2,302	501
Rope and twine .. cwt	470	335	1,225	770	934	624	699	4,039	2,823	2,876
Other kinds .. value	..	..	..	..	..	80	..	..	..	7,905
Total Jute manufac- tures (including twist and yarn) .. "	..	..	..	..	..	6,907	2,955	12,190	77,327	53,423
<b>Silk Manufactures—</b>										
Goods of silk mixed with other materials yards	16,440	11,330	394,115	49,339	23,399	725	720	28,649	7,646	2,535
Silk piece goods .. "	7,926	14,108	179,477	58,950	9,691	406	1,122	24,624	9,893	1,425
Other sorts .. lbs	..	..	8	201	250	..	..	4	405	50
Total Silk Manufactures value	..	..	..	..	..	1,133	1,842	53,277	17,443	4,010
<b>Wool-Manufactures—</b>										
Piece-goods yards	..	..	900	12,310	14,788	..	..	87	7,261	5,400
Other sorts .. value	..	..	..	..	..	..	..	545	383	9,124
Total Woolen manufactures .. "	..	..	..	..	..	..	..	632	7,649	14,524
<b>TOBACCO—</b>										
Unmanufactured .. lb	442,591	1,556,001	1,636,767	3,355,951	157,936	5,473	18,632	24,067	10,662	5,507
<b>Manufactured—</b>										
Cigars .. "	17,528	29,239	21,980	27,337	9,361	1,631	3,659	2,461	4,969	1,672
Cigarettes .. "	269,929	293,993	133,300	214,265	64,532	23,170	25,018	12,351	43,468	6,476
Other sorts .. "	52,174	12,432	53,929	43,554	10,304	1,833	612	2,727	2,921	78
Total Tobacco .. "	782,222	1,861,235	1,831,066	3,641,607	242,133	32,556	47,921	41,806	62,020	13,733

NOTE.—The sterling figures have been converted at the rate of R10=£1 for 1919-20 and 1920-21, and R15=£1 for earlier years  
(a) Separately recorded from December, 1913

No. 13—continued  
 TURKEY, ASIATIC—continued  
 PERSIAN GULF—continued  
 EXPORTS THEREFROM—continued

## INDIAN MERCHANDISE—concluded

ARTICLES	QUANTITY					VALUE				
	1916-17	1917-18	1918-19	1919-20	1920-21	1916-17	1917-18	1918-19	1919-20	1920-21
Toys and requisites for games and sports (including fishing tackle)	—	—	—	—	—	£	£	£	£	£
Umbrellas including parasols and sunshades	no.	1,904	1,497	954	1,842	648	171	44	124	1,065
Wood and Timber— Timber other than Railway sleepers—										
Teak wood	tons	172	25	34	469	784	1,557	497	515	6,372
Other timber	"	815	787	1,056	2,868	651	3,936	4,132	5,499	24,774
Total timber	"	987	792	1,090	3,337	1,415	5,493	4,629	6,014	31,046
Fire-wood	tons	11	1	51	122	177	20	2	98	239
Ornamental wood	value	—	—	—	—	—	20	—	68	321
Manufactures of wood, other than furniture and Cabinet ware	"	—	—	—	—	—	444	1,376	10,663	3,401
Total Wood and Timber	"	—	—	—	—	—	6,027	6,007	19,838	35,497
ALL OTHER ARTICLES OF MERCHANDISE	"	—	—	—	—	—	10,900	15,302	56,551	87,394
GRAND TOTAL	"	—	—	—	—	—	788,189	1,814,181	2,082,484	5,621,259

## FOREIGN MERCHANDISE

ARTICLES	QUANTITY					VALUE				
	1916-17	1917-18	1918-19	1919-20	1920-21	1916-17	1917-18	1918-19	1919-20	1920-21
APPAREL (INCLUDING DRAPERY, UNIFORMS, ACCOUTREMENTS, BUT EXCLUDING HOSIERY AND BOOTS AND SHOES)	value	—	—	—	—	—	£	£	£	£
Arms, Ammunition, and Military Stores	"	—	—	—	—	—	450	348	597	1,471
Books, Printed, and Printed Matter (Not Being Stationery) Including Maps and Charts	cwt	134	69	140	64	78	1,052	618	1,091	1,091
Boots and Shoes	pairs	3,371	5,407	17,323	35,656	10,264	1,307	1,577	5,980	25,509
Building and Engineering Materials	value	—	—	—	—	—	674	209	548	4,311
Candles of All Kinds	lb.	48,807	1,109	3,820	12,006	67,594	929	35	108	629
CARRIAGES AND CARTS (EXCLUDING RAILWAY CARRIAGES), AND PARTS THEREOF	value	—	—	—	—	—	3,747	4,125	5,071	85,609
CHEMICALS AND CHEMICAL PREPARATIONS (EXCLUDING CHEMICAL MANURES AND MEDICINES)—										
Aluminous sulphates (including alum)	cwt	1,178	585	115	1,381	114	788	417	99	2,486
Ammonia and salts thereof	"	463	141	547	1,070	130	1,323	583	2,237	6,524
Sulphuric acid	"	309	219	122	1,214	656	741	443	302	2,249
Other sorts of chemicals	value	—	—	—	—	—	5,546	5,596	10,471	16,650
Total Chemicals	"	—	—	—	—	—	8,393	7,039	12,109	26,919
CLOCKS AND WATCHES AND PARTS THEREOF	value	—	—	—	—	—	389	807	7,740	14,406
COFFEE	cwt	219	532	—	2,114	1,175	761	1,068	—	10,176
CORDAGE AND ROPE OF VEGETABLE FIBRE (EXCLUDING JUTE AND COTTON)	"	344	22	103	16	99	1,062	86	521	154
CUTLERY	value	—	—	—	—	—	2,068	1,578	11,981	22,664
DRUGS AND MEDICINES (excluding CHEMICALS AND NARCOTICS)	"	—	—	—	—	—	4,246	4,252	24,111	19,846
DYING AND TANNING SUBSTANCES	"	—	—	—	—	—	107	285	1,124	7,466
EARthenWARE AND PORCELAIN	"	—	—	—	—	—	3,494	2,612	8,687	25,634
FRUITS AND VEGETABLES	"	—	—	—	—	—	498	3,042	3,047	8,869
FURNITURE AND CABINET-WARE	"	—	—	—	—	—	2,939	1,583	4,198	6,766
GLASS AND GLASSWARE	"	—	—	—	—	—	8,986	11,850	21,446	71,946
GRAIN, PULSES, AND FLOUR	tons	—	162	89	8	—	—	2,039	1,028	193
GUNS AND RESINS	cwt	334	598	1,545	641	865	979	2,249	2,728	4,016
HARDWARE, EXCLUDING CUTLERY AND ELECTRO-PLATED WARE	value	—	—	—	—	—	15,869	7,064	43,702	94,489
INSTRUMENTS, APPARATUS, AND APPLIANCES, AND PARTS THEREOF	"	—	—	—	—	—	933	2,183	11,122	24,465

NOTE.—The sterling figures have been converted at the rate of £10=£1 for 1919-20 and 1920-21, and £15=£1 for earlier years

TURKEY, ASIATIC  
- PERSIAN GULF

( 308 )

No. 13—continued

TURKEY, ASIATIC—continued

PERSIAN GULF—continued

EXPORTS THERETO—continued

FOREIGN MERCHANDISE—continued

ARTICLES	QUANTITY					VALUE				
	1916-17	1917-18	1918-19	1919-20	1920-21	1916-17	1917-18	1918-19	1919-20	1920-21
JEWELLERY value	—	—	—	—	—	£	£ 18	£ 417	£ 2,835	£ 637
LEATHERS	—	—	—	—	—	422	440	6,964	14,195	5,259
LIQUORS gals.	95,922	19,168	16,565	69,458	38,082	19,692	4,173	7,250	61,529	24,474
MACHINERY AND MILL-WORK value	—	—	—	—	—	3,229	3,191	4,969	43,718	23,474
MATCHES Gross of boxes	92,050	89,291	72,016	201,965	8,130	5,491	4,396	9,440	35,068	460
MATS AND MATTING sq. yds.	3,662	4,070	8,576	15,391	3,356	146	113	503	1,377	363
METALS AND ORES—										
Copper cwt	2	2	634	5,657	3,438	27	25	3,743	64,486	33,398
Iron or Steel tons	459	84	244	513	545	14,091	3,530	14,975	34,805	24,903
Tin cwt	163	241	779	1,485	58	1,499	2,763	10,326	30,652	983
Others tons	13	7	8	48	32	1,806	861	612	13,881	15,264
Total Metals and Ores	480	108	318	915	752	13,623	6,679	20,656	143,824	74,643
OILS gals.	7,838	2,073	772	32,700	16,262	1,237	890	476	4,334	4,514
OIL-CLOTH AND FLOOR-CLOTH sq. yds.	3,245	1,398	3,323	3,590	5,250	262	178	663	621	1,420
PAINTS AND COLOURS cwt	744	244	1,053	978	578	2,101	1,052	5,773	6,579	3,903
PAPER AND PASTEBORD—										
Paper value	—	—	—	—	—	4,094	4,304	6,642	13,312	9,047
PASTEBORD, MILLBOARD, AND CARDBOARD OF ALL KINDS	—	—	—	—	—	—	4	671	1,236	3
PRIMUMERY	—	—	—	—	—	271	481	1,687	2,916	1,269
PROVISIONS AND OILMAN'S STORES cwt	32,635	4,070	3,174	2,801	9,353	125,759	18,970	17,283	23,385	63,643
RAILWAY PLANT AND ROLLING-STOCK value	—	—	—	—	—	440	456	33,143	—	1,106
RUBBER	—	—	—	—	—	25	189	887	5,589	15,790
SHIPS, PARTS OF (including LAUNCHES AND BOATS)	—	—	—	—	—	20	—	2,267	25,208	710
SOAP cwt	6,409	5,792	6,317	14,931	324	11,336	14,421	22,201	60,552	6,677
SPICES—										
Cloves cwt	167	222	423	258	802	534	793	1,704	2,688	4,373
Other sorts	18	48	343	197	62	323	128	1,043	780	223
Total Spices	805	270	773	655	865	862	921	2,747	3,468	4,601
STATIONERY (EXCLUDING PAPER) value	—	—	—	—	—	6,261	10,098	15,359	22,480	23,366
STONE AND MARBLE tons	1	119	7	22	12	44	219	172	1,261	963
SUGAR—										
Sugar, 16 Dutch standard and above	2,932	3,767	8,629	8,149	10,498	68,419	107,755	259,584	545,755	380,071
Confectionery	44	3	8	33	35	3,075	715	1,138	6,357	5,241
TEA lb	35,366	27,422	798,092	260,166	30,229	1,324	1,492	46,157	21,133	2,669
TEXTILES—										
Cotton—										
Twist and yarn	1	900	5,125	27,566	3,940	—	75	953	5,203	1,273
Manufactures—										
Canvas yards	1,899	—	4,524	7,328	4,831	164	—	724	1,238	369
Lace and patent net	50	464	248,328	140,214	17,400	1	8	2,631	5,754	334
Handkerchiefs and shawls in the piece no.	170,080	425,260	699,865	231,073	335,495	4,344	17,544	43,165	19,219	63,146
Hosiery value	—	—	—	—	—	10,381	13,337	43,095	105,006	29,453
Piece goods—										
Grey (unbleached) yards	260,472	113,203	644,158	747,702	2,559,645	4,733	2,341	21,515	43,342	145,536
White (bleached)	1,460,402	1,386,486	3,866,495	3,116,003	757,447	19,854	29,516	331,633	174,162	43,573
Coloured, printed, or dyed	2,178,007	3,033,800	12,916,503	6,295,804	1,342,137	46,684	113,786	495,440	353,611	99,031
Furts of all descriptions	24,701	8,356	13,021	21,008	—	563	255	599	1,710	—
Thread, sewing lb	33,023	31,433	71,010	110,701	18,962	3,694	4,993	10,237	29,889	4,373
Other sorts of manufactures value	—	—	—	—	—	95	964	4,165	8,304	4,963
Total cotton manufactures (including twist and yarn)	—	—	—	—	—	90,513	182,500	354,462	781,343	393,573

NOTE.—The sterling figures have been converted at the rate of £10=21 for 1919-20 and 1920-21, and £15=21 for earlier years

No. 13—continued

TURKEY, ASIATIC—continued

PERSIAN GULF—concluded

EXPORTS THERETO—concluded

## FOREIGN MERCHANDISE—concluded

ARTICLES	QUANTITY					VALUE				
	1916-17	1917-18	1918-19	1919-20	1920-21	1916-17	1917-18	1918-19	1919-20	1920-21
<b>TEXTILES—continued</b>										
Flax Manufactures	—	—	—	—	—	—	820	7	75	2,822
Haberdashery and Millinery	—	—	—	—	—	7,162	8,635	20,677	25,807	18,461
<b>Silk—</b>										
Raw	200	6,272	11,288	79,769	27,748	55	2,645	5,607	72,177	24,447
Manufactures—										
Goods of silk mixed with other materials	32,481	22,397	204,044	204,896	17,706	1,595	1,649	23,384	43,073	2,378
Piece goods	31,904	188,995	1,267,830	1,302,310	280,590	1,937	18,118	122,663	222,705	72,031
Thread for sewing	—	282	2,292	1,010	70	—	481	2,038	24	20
Others	—	—	—	—	—	1	299	696	2,039	5,262
Total Silk manufactures	—	—	—	—	—	3,533	18,647	168,750	228,642	77,738
<b>Wool—</b>										
Manufactures—										
Piece goods	42,537	55,994	197,247	228,011	124,348	5,961	15,219	48,818	129,293	61,246
Others	—	—	—	—	—	376	222	1,237	5,240	15,724
Total Wool Manufactures	—	—	—	—	—	6,237	15,441	50,055	134,533	76,970
Other textiles manufactured	—	—	—	—	—	—	—	7,161	8,500	4,008
<b>TOBACCO—</b>										
Unmanufactured	—	—	—	24,377	—	—	—	—	2,875	—
Manufactured	198,864	178,942	98,564	171,512	142,397	43,810	27,085	28,112	66,868	44,400
<b>TOYS AND REQUISITES FOR GAMES AND SPORTS</b>	—	—	—	—	—	940	1,331	12,439	12,812	5,456
<b>UMBRELLAS, including PARASOLS AND SUNSHADES</b>	9,278	1,790	2,289	17,812	2,696	1,145	196	1,649	6,024	1,129
<b>WOOD AND TIMBER</b>	—	—	—	—	—	2,537	1,004	1,871	2,848	3,079
<b>ARTICLES RE-EXPORTED BY POST</b>	—	—	—	—	—	24	—	706	1,289	14,927
<b>ALL OTHER ARTICLES OF MERCHANDISE</b>	—	—	—	—	—	15,385	12,641	28,612	52,764	24,229
<b>GRAND TOTAL</b>	—	—	—	—	—	524,004	538,901	2,094,214	2,088,026	2,380,366
<b>GRAND TOTAL OF INDIAN AND FOREIGN MERCHANDISE</b>	—	—	—	—	—	1,312,193	1,858,082	4,176,698	6,689,294	5,198,752

## TURKEY, ASIATIC (TOTAL)

## IMPORTS THEREFROM

ARTICLES	QUANTITY					VALUE				
	1916-17	1917-18	1918-19	1919-20	1920-21	1916-17	1917-18	1918-19	1919-20	1920-21
<b>ANIMALS, LIVING—</b>										
Horses	2,015	1,178	183	348	177	26,507	21,065	10,007	10,720	7,410
Other kinds	—	4	2	488	—	—	12	7	244	—
Total Animals, living	2,015	1,182	185	836	177	26,507	21,077	10,014	10,964	7,410
<b>APPAREL (excluding HOSIERY AND BOOTS AND SHOES)</b>	—	—	—	—	—	422	1,803	159	790	1,946
<b>ARMS, AMMUNITION AND MILITARY STORES</b>	—	—	—	—	—	851	1,705	2,477	2,846	2,116
<b>BOOKS, PRINTED AND PRINTED MATTER (not being STATIONERY), including MAPS AND CHARTS</b>	87	51	3	19	22	2,074	275	78	273	473
<b>CHEMICALS AND CHEMICAL PREPARATIONS (excluding CHEMICAL MANURES AND MEDICINES)</b>	—	—	—	—	—	0	22	—	122	1,172
<b>COFFEES, other than ROASTED OR GROUND</b>	44	—	—	2,110	267	147	—	—	11,262	1,464
<b>DRUGS AND MEDICINES (excluding CHEMICALS AND NARCOTICS)</b>	—	—	—	—	—	72	2,386	2,082	22,412	6,591
<b>DYEING AND TANNING SUBSTANCES</b>	—	—	—	—	—	1,123	23,283	2,160	25,290	10,230
<b>FISH (excluding CANNED FISH)—</b>										
Fish, dry, unsalted	2,921	595	1,779	995	2,213	861	191	522	631	2,199
Other sorts	625	68	221	212	228	658	195	746	849	664
Total Fish (excluding Canned fish)	3,546	663	2,000	1,207	2,441	1,519	386	1,268	1,480	2,863

NOTE.—The sterling figures have been converted at the rate of £10=₺1 for 1919-20 and 1920-21, and £15=₺1 for earlier years.

TURKEY, ASIATIC (TOTAL)—continued

IMPORTS THEREFROM—continued

ARTICLES	QUANTITY					VALUE				
	1916-17	1917-18	1918-19	1919-20	1920-21	1916-17	1917-18 <sup>A</sup>	1918-19	1919-20	1920-21
<b>FRUITS AND VEGETABLES—</b>										
Fruits and vegetables: dried, salted, or preserved not being canned or bottled—										
Almonds . . . . . tons	7	..	2	72	20	330	22	100	18,000	3,025
Dates . . . . . "	87,983	30,848	18,471	30,599	31,925	319,602	288,563	202,336	542,627	700,775
Others . . . . . value	—	—	—	—	—	313	34	49	216	97
Total Fruits and Vegetables ..	—	—	—	—	—	320,244	288,619	202,483	555,933	703,897
<b>GLASS AND GLASSWARE . . . . .</b>										
	—	—	—	—	—	225	762	1,474	196	960
<b>GRAIN, PULSE, AND FLOUR—</b>										
Barley . . . . . tons	..	..	50	212	..	..	..	267	2,110	..
Jawar and baira . . . . . "	71	..	955	6,020	..	276	..	12,675	118,196	..
Pulse . . . . . "	1	..	1	79	..	4	..	20	2,065	5
Other sorts . . . . . "	2	10	18	31	..	18	72	127	452	23
Total Grain, Pulse, and Flour, ..	74	10	1,019	6,342	..	298	72	13,089	123,723	28
<b>GUMS AND RESINS . . . . .</b>										
	1,029	1,083	349	961	1,681	885	4,741	2,186	3,364	2,319
<b>HARDWARE excluding CUTLERY AND ELECTROPLATED WARE value</b>										
	—	—	—	—	—	1,038	723	544	1,756	4,054
<b>HIDES AND SKINS, RAW—</b>										
Hides, raw . . . . . tons	217	52	1	4	..	18,821	2,635	33	570	..
—no.	—47,174	—11,053	—300	—1,740	..					
Skins, raw . . . . . tons	225	136	20	48	8	14,739	11,483	1,861	3,538	1,362
—no.	—241,937	—193,687	—48,554	—35,043	—13,991					
Total Hides and Skins, raw . . . . . tons	442	188	21	52	8	33,560	14,118	1,894	4,108	1,862
—no.	—289,161	—205,640	—48,854	—26,783	—13,991					
<b>LEATHER—</b>										
Skins, tanned or dressed . . . . . tons	..	5	22	..	..	..	566	1,851	191	..
—no.	..	—4,123	—35,872	1,502	..					
<b>LIQUORS, INCLUDING METHYLATED AND PERFUMED SPIRITS . . . . . Liquid, gals</b>										
	81	60	182	273	3,278	51	40	253	407	4,791
<b>MACHINERY AND MILLWORK value</b>										
	—	—	—	—	—	377	3	..	208	1,079
<b>METALS AND ORES—</b>										
Brass, Bronze, and similar alloys and manufactures thereof . . . . . cwt	716	31	101	278	365	1,806	91	397	1,529	1,734
Copper . . . . . "	1,818	256	147	256	671	5,769	1,018	695	1,601	3,716
Iron or Steel . . . . . tons	50	111	94	109	303	257	3,442	3,021	2,856	6,388
Tin . . . . . cwt	119	..	..	..	17	1,137	..	..	..	15
Others . . . . . tons	5	4	2	15	5	253	142	96	620	208
Total Metals (excluding Ores) ..	188	129	108	151	360	9,232	4,695	4,219	6,726	12,061
<b>MOTOR CARS, MOTOR CYCLES, MOTOR WAGONS AND PARTS THEREOF— value</b>										
	—	—	—	—	—	33	60	696	180	1,333
<b>OILS . . . . . gals.</b>										
	875,619	133	780	46	32	3,695	20	51	89	8
<b>PRECIOUS STONES, AND PEARLS, UNSET . . . . . value</b>										
	—	—	—	—	—	12,053	4,008	180	2,175	430
<b>PROVISIONS AND OILMAN'S STORES (including FISH AND FRUITS AND VEGETABLES, CANNED OR BOTTLED—</b>										
Ghi . . . . . cwt	0	11	44	146	6	40	55	267	2,073	86
Canned and bottled provisions . . . . . tons	2	33	18	4	251	178	1,923	2,771	667	2,354
Other sorts . . . . . value	—	—	—	—	—	223	524	412	1,208	730
Total Provisions and Oilman's stores ..	—	—	—	—	—	541	2,507	3,450	3,948	3,194

NOTE.—The sterling figures have been converted at the rate of R10=£1 for 1919-20 and 1920-21, and R15=£1 for earlier years

No. 13—continued

## TURKEY, ASIATIC (TOTAL)—continued

## IMPORTS THEREFROM—concluded

ARTICLES	QUANTITY					VALUE				
	1916-17	1917-18	1918-19	1919-20	1920-21	1916-17	1917-18	1918-19	1919-20	1920-21
SEEDS . . . . . tons	16	10	18	32	15	118	800	1,517	7,689	3,126
SOAP . . . . . cwts	5	1	..	46	1,588	20	1	..	51	4,071
TEXTILES—										
Cotton, raw . . . . . tons	..	161	11	4	..	..	14,563	2,145	190	..
Cotton manufactures in- cluding Twist and Yarn, value	..	..	..	..	..	785	447	883	18,674	6,768
Silk manufactures . . . . . "	..	..	..	..	..	360	205	78	64	1,260
Wool, raw . . . . . lbs	246,540	67,032	654,318	40,916	590	7,505	1,666	25,309	2,692	12
" manufactures . . . . . value	..	..	..	..	..	1,910	4,425	2,227	4,847	7,464
TOBACCO UNMANUFACTURED . lbs	8,918	2,149	104,775	15	..	51	67	7,094	2	..
ARTICLES IMPORTED BY POST . . . . . value	..	..	..	..	..	2,143	8,521	4,958	19,150	56,789
ALL OTHER ARTICLES OF MERCHANDISE . . . . . "	..	..	..	..	..	5,244	5,426	8,008	9,054	6,798
GRAND TOTAL . . . . . "	..	..	..	..	..	449,019	890,953	300,875	888,607	862,610

## EXPORTS THERETO

## INDIAN MERCHANDISE

ARTICLES	QUANTITY					VALUE				
	1916-17	1917-18	1918-19	1919-20	1920-21	1916-17	1917-18	1918-19	1919-20	1920-21
ANIMALS LIVING . . . . . no	..	2	4	202	4	..	17	40	220	500
APPAREL (INCLUDING DRESSING, UNIFORMS, ACCOUTREMENTS, BUT EXCLUDING HOSIERY AND BOOTS AND SHOES) value	..	..	..	..	..	1,092	3,291	14,528	16,327	16,415
ART, WORK OF (OTHER THAN PICTURE) . . . . . "	..	..	..	..	..	..	..	150	1,306	348
BOOKS PRINTED, AND PRINTED MATTER (IN- CLUDING MAPS AND CHARTS) . . . . . pairs	28	62	143	274	170	385	599	1,059	3,210	3,237
BOOTS AND SHOES . . . . . pairs	16,728	13,948	80,348	126,216	102,472	1,717	2,368	119,035	45,351	57,704
BUILDING AND ENGINEER- ING MATERIALS, OTHER THAN OF IRON, STEEL, OR WOOD . . . . . value	..	..	..	..	..	420	348	3,061	2,898	545
CANDLES OF ALL KINDS . . . . . lb	146,531	837,001	849,433	930,423	116,405	2,751	16,429	11,079	40,374	5,761
CANES AND BATTANS . . . . . cwt	1,895	275	365	246	64	547	80	100	231	23
CARRIAGES AND CARTS (EX- CLUDING RAILWAY CAR- RIAGES), AND PARTS THEREOF . . . . . value	..	..	..	..	..	783	1,855	3,155	3,387	517
CHEMICALS AND CHEMICAL PREPARATIONS (EXCLUD- ING CHEMICAL MANURES AND MEDICINES) . . . . . value	..	..	..	..	..	1,315	3,570	1,258	873	1,220
COAL, COKE AND PATENT FUEL tons	..	..	..	566	12,295	..	..	..	1,479	19,225
COFFEE . . . . . cwt	16,868	55,934	16,717	8,310	31,012	62,008	189,326	59,131	61,214	192,479
COFF, MANUFACTURED (EX- CLUDING ROPE) . . . . . tons	130	90	167	196	100	2,183	976	4,197	4,763	3,236
CORDAGE AND ROPE OF VEGETABLE FIBRE (EX- CLUDING JUTE AND COTTON) . . . . . cwts	2,857	461	2,756	3,438	2,746	2,069	393	2,493	4,362	7,218
DRUGS AND MEDICINES (EXCLUDING CHEMICALS AND NARCOTICS) . . . . . value	..	..	..	..	..	691	377	2,468	9,195	4,753
DYEING AND TANNING SUBSTANCES—										
Indigo . . . . . cwt	231	531	591	3,486	711	8,503	17,550	14,993	151,708	37,081
Turmeric . . . . . "	1,134	4,250	7,321	1,102	2,325	1,312	5,389	11,059	2,660	7,326
Other sorts . . . . . "	82	1,122	3,223	6,313	2,531	44	625	3,007	12,576	4,886
Total Dyeing and Tan- ning substances . . . . . "	1,497	5,903	11,135	10,856	5,527	9,859	23,564	29,059	166,944	49,653
FODDER, BRAN, AND POL- LARDS (excluding OIL- CAKE) . . . . . value	..	..	..	..	..	480	538	590	3,433	14,398
FRUITS AND VEGETABLES—										
FRESH FRUITS AND VEGE- TABLES—										
Coconuts . . . . . no.	107,650	277,820	612,375	755,535	184,660	489	1,349	2,126	7,009	3,059
Others . . . . . value	..	..	..	..	..	1,407	1,451	313	372	2,554
Fresh vegetables of all kinds—										
Onions . . . . . cwt.	3,436	2,096	1,691	2,396	1,920	1,004	523	580	1,883	1,273
Others . . . . . value	..	..	..	..	..	2,046	1,332	2,326	4,971	14,237
Total of Fresh fruits and vegetables . . . . . "	..	..	..	..	..	4,045	4,600	5,345	13,355	20,423
Fruits and vegetables : dried, salted, or pre- served, all sorts . . . . . tons	1,187	640	1,603	1,484	1,749	10,968	6,719	20,658	27,221	43,308
FURNITURE AND CARI- NET-WARE . . . . . value	..	..	..	..	..	3,792	2,718	5,718	23,546	17,525
GLASS AND GLASSWARE . . . . . "	..	..	..	..	..	1,772	2,375	1,432	8,769	3,492

NOTE.—The sterling figures have been converted at the rate of £10=£1 for 1919-20 and 1920-21, and £15=£1 for earlier years.

TURKEY, ASIATIC (TOTAL)—continued

EXPORTS THERETO—continued

INDIAN MERCHANDISE—continued

ARTICLES	QUANTITY					VALUE				
	1916-17	1917-18	1918-19	1919-20	1920-21	1916-17	1917-18	1918-19	1919-20	1920-21
<b>GRAIN, PULSE, AND FLOUR—</b>										
Barley . . . . . tons	388	1,466	882	111	4,237	3,253	13,805	12,031	2,972	105,699
Jawar and jafra . . . . . " "	4,199	702	8	241	3,823	29,800	6,627	102	7,221	68,380
<b>Pulse—</b>										
Gram . . . . . " "	150	189	522	125	252	1,515	2,190	6,726	3,882	5,791
Lentils (a) . . . . . " "	—	—	726	608	550	—	—	12,584	21,194	18,418
Other sorts (b) . . . . . " "	837	600	214	142	1,011	9,220	9,025	2,894	3,926	21,822
Total, Pulse . . . . . " "	987	879	1,462	875	1,813	10,735	11,125	22,204	29,002	46,032
<b>Rice not in the husk—</b>										
Cleaned rice(c) . . . . . " "	—	—	—	18,371	17,551	—	—	—	451,069	393,784
Other sorts (c) . . . . . " "	—	—	—	4,459	11,468	—	—	—	118,112	261,987
Total, Rice, not in the husk . . . . . " "	29,826	28,142	45,701	22,830	29,019	308,552	325,939	627,332	569,181	655,671
Wheat . . . . . " "	7,838	18,364	3,286	2,540	3,170	76,785	187,457	45,120	67,718	73,555
" flour . . . . . " "	6,657	5,908	9,162	8,188	11,614	78,344	81,598	146,081	263,925	335,307
Other sorts . . . . . " "	6	173	24	45	84	68	2,237	367	1,053	713
Total Grain, Pulse, and Flour . . . . . " "	49,801	55,629	58,925	34,925	53,760	502,517	628,786	855,237	941,072	1,280,337
<b>HARDWARE AND OUT-LETT, INCLUDING PLATED WARE . . . . . value</b>										
	—	—	—	—	—	1,198	798	1,937	11,072	10,218
<b>HIDES AND SKINS, RAW—</b>										
Hides, raw . . . . . { tons	..	..	..	199	155	..	..	..	9,464	10,854
{ =no.	..	..	..	=7,185	=6,259	..	..	..	..	..
<b>LEATHER—</b>										
<b>Hides tanned or dressed—</b>										
Buffalo hides { tons	..	1	..	98	7	..	61	..	21,315	1,721
{ =no.	..	=97	..	=15,097	=1,089	..	..	..	..	..
Cow hides { tons	..	..	2	21	1	..	39	478	6,390	975
{ =no.	..	=107	=598	=4,010	=334	..	..	..	..	..
Other hides { tons	..	..	..	6	..	..	..	2,387	814	..
{ =no.	..	..	=2,812	=1,072	..	..	..	..	..	..
Total Hides tanned or dressed { tons	..	1	6	124	8	..	100	2,860	29,019	2,694
{ =no.	..	=204	=3,210	=20,179	=1,423	..	..	..	..	..
Skins tanned or dressed { tons	..	..	..	..	..	..	20	169	17	22
{ =no.	..	=250	=480	=50	=5	..	..	..	..	..
Total of hides and skins tanned or dressed { tons	..	1	6	124	8	..	120	3,029	29,036	2,716
{ =no.	..	=454	=3,690	=20,229	=1,428	..	..	..	..	..
Unwrought . . . . . cwt	14	39	146	1,021	580	112	182	4,236	25,579	10,532
Manufactures (excluding boots and shoes) . . . . . value	—	—	—	—	—	327	278	2,055	3,739	8,480
<b>MACHINERY AND MILLWORK,</b>										
	—	—	—	—	—	..	..	301	922	374
<b>METALS AND ORES—</b>										
Brass, Bronze, and similar alloys, wrought . . . . . cwt	15	21	12	165	115	120	160	136	2,846	1,666
Copper . . . . . " "	245	156	269	487	140	1,915	1,249	2,616	6,979	2,295
Iron or Steel . . . . . tons	75	4	25	41	47	1,888	177	1,557	3,171	2,572
Other sorts . . . . . " "	1	2	2	19	11	289	71	72	2,374	6,606
Total Metals and Ores . . . . . " "	89	15	41	92	71	4,212	1,657	4,381	15,376	13,138

NOTE.—The sterling figures have been converted at the rate of \$10=£1 for 1919-20 and 1920-21, and \$15=£1 for earlier years.  
 (a) Separately recorded from April, 1918  
 (b) Includes figures of "Beans" and "Lentils" prior to April, 1918  
 (c) Separately recorded from April 1919.

No. 13—continued  
 TURKEY, ASIATIC (TOTAL)—continued  
 EXPORTS THERE TO—continued

## INDIAN MERCHANDISE—continued

ARTICLES	QUANTITY					VALUE				
	1916-17	1917-18	1918-19	1919-20	1920-21	1916-17	1917-18	1918-19	1919-20	1920-21
Animal . . . . . gals.	1,064	8,518	23,908	47,797	10,346	39	278	1,853	4,673	1,190
Essential . . . . . "	14	91	51	7	22	8	111	83	32	41
General . . . . . "	449	31,348	17,384	17,506	6,714	47	2,618	1,666	2,283	696
Vegetable—										
Non-essential—										
Castor . . . . . gals.	205	212	550	909	18,159	23	46	110	518	4,004
Coconut . . . . . "	715	2,711	1,989	2,785	2,898	115	420	441	1,047	921
Groundnuts . . . . . "	..	972	1,126	..	3,740	..	144	176	..	1,726
Linseed . . . . . "	355	46	340	598	..	69	11	77	300	..
Mustard . . . . . "	1,275	1,033	73	360	112	169	150	18	146	32
Sesamum (oil or jinjili) . . . . . "	27,184	60,580	26,974	20,486	17,836	3,987	9,132	5,688	8,044	6,178
Other sorts . . . . . "	89	..	124	..	..	20	..	22	..	..
Total non-essential . . . . . "	29,823	65,554	31,176	25,138	37,245	4,383	9,903	6,532	10,055	12,861
Wool, Oils . . . . . "	31,350	100,611	72,519	90,448	54,327	4,477	12,910	10,134	17,043	14,788
Oil-cloth and floor-cloth . . . . . Sq. yds	1,100	..	3,615	240	..	158	..	819	24	..
Paints and painters' materials . . . . . value	..	..	..	..	..	8	63	114	622	91
Paper and pasteboard . . . . . "	..	..	..	..	..	..	110	496	741	1,075
Rubbish . . . . . "	..	..	..	..	..	54	168	467	1,416	822
Precious stones and pearls unset . . . . . value	..	..	..	..	..	252	61	..	1,172	350
Provisions and oilman's stores—										
Butter . . . . . cwt	1,188	205	568	223	473	6,391	1,273	5,108	3,176	6,741
Ghi . . . . . "	3,560	4,429	4,334	6,649	24,485	17,082	19,976	20,514	54,788	186,979
Pickles, chutnies, and condiments . . . . . "	645	679	726	1,776	1,430	1,309	940	3,134	3,319	3,118
Other sorts of provisions value . . . . . "	..	..	..	..	..	2,082	1,364	2,894	3,695	4,020
Total Provisions and Oilman's stores . . . . . "	..	..	..	..	..	27,764	23,558	29,650	64,978	210,658
Railway plant and rolling stock . . . . . "	..	..	..	..	..	..	..	1,700	..	7,572
SEEDS—										
Oilseeds—										
Essential—										
Alfalfa . . . . . tons	20	3	4	20	7	423	52	123	1,123	281
Coriander . . . . . "	11	6	17	23	24	185	101	263	941	1,048
Cumin (other than black) . . . . . "	2	7	3	14	14	122	446	185	1,457	951
Other sorts . . . . . "	1	4	5	9	19	37	78	91	428	386
Total, Essential . . . . . "	34	19	29	66	64	767	672	762	3,949	3,156
Non-essential—										
Amalia . . . . . "	4	7	11	9	8	66	113	489	530	456
Copra or coconut kernel . . . . . "	..	4	197	142	51	..	116	6,662	8,714	3,682
Groundnuts . . . . . "	254	174	189	203	193	2,308	2,489	3,352	7,514	3,771
Sesamum (oil or jinjili) . . . . . "	248	647	448	248	644	3,407	9,023	13,212	10,758	26,964
Other sorts . . . . . "	2	7	2	6	7	11	24	25	363	440
Total non-essential . . . . . "	508	836	835	608	1,013	6,512	12,365	23,634	27,574	45,243
Other than oilseeds . . . . . "	16	16	17	23	17	413	412	483	1,406	970
Total Seeds . . . . . "	558	868	881	697	1,084	7,992	13,440	24,323	33,328	49,971

NOTE—The sterling figures have been converted at the rate of £10 = £1 for 1919-20 and 1920-21, and £15 = £1 for earlier years



TURKEY, ASIATIC (TOTAL)—continued

EXPORTS THEREFROM—continued

INDIAN MERCHANDISE—continued

ARTICLES	QUANTITY					VALUE				
	1916-17	1917-18	1918-19	1919-20	1920-21	1916-17	1917-18	1918-19	1919-20	1920-21
						£	£	£	£	£
SOAP . . . . . cwt.	2,444	1,821	4,285	6,335	2,640	2,506	2,564	6,222	15,891	7,620
<b>SPICES—</b>										
Betelnuts . . . . . cwt	192	248	735	430	466	102	528	1,450	1,460	1,240
Cardamoms . . . . . "	212	1,893	938	840	790	2,934	21,498	10,327	5,332	12,016
Chillies . . . . . "	718	331	190	873	544	801	391	324	2,995	2,129
Cinnamon . . . . . "		5	234	78			24	785		208
Ginger . . . . . "	2,310	9,281	1,870	4,267	3,466	3,807	19,581	3,285	15,938	18,912
Pepper . . . . . "	2,228	2,731	10,004	7,432	5,013	6,676	8,802	36,200	39,015	16,125
Other sorts . . . . . "	22	3	171	46	125	47	2	396	269	411
<b>Total Spices . . . . . "</b>	<b>5,022</b>	<b>14,492</b>	<b>14,542</b>	<b>13,475</b>	<b>8,404</b>	<b>14,457</b>	<b>50,776</b>	<b>52,767</b>	<b>65,327</b>	<b>45,833</b>
STATIONERY (excluding PAPER) . . . . . value						311	1,015	2,368	2,440	2,325
<b>SUGAR—</b>										
Sugar, 16 Dutch standard and above . . . . . tons	828	919	2,835	1,327	679	23,440	32,804	104,147	95,641	55,755
Sugar, 15 Dutch standard and below . . . . . "	8	2	4	5	29	228	39	110	300	1,356
Confectionery . . . . . "			4	20	4		39	318	2,251	532
<b>Total Sugar . . . . . "</b>	<b>831</b>	<b>921</b>	<b>2,843</b>	<b>1,352</b>	<b>712</b>	<b>23,668</b>	<b>32,882</b>	<b>104,575</b>	<b>98,192</b>	<b>57,638</b>
TALLOW AND STEARINE (including ORNAGE AND ANIMAL FAT) . . . . . cwt	159	206	528	230	3,848	208	377	957	1,070	20,464
TEA, BLACK . . . . . lb	1,482,977	1,076,540	7,985,443	4,645,806	5,445,880	77,131	103,523	442,731	339,226	309,752
<b>TEXTILES—</b>										
<b>Cotton—</b>										
Raw . . . . . tons	10	39		78	69	478	2,089	13	6,016	4,603
Waste (a) . . . . . cwt				775	3,772				2,125	6,758
Twist and yarn . . . . . lb	181,912	551,740	730,991	4,808,326	2,063,770	7,068	29,461	54,470	605,579	322,203
Manufactures—handkerchiefs and shawls in the piece . . . . . no.	12,480	38,073	41,383	293,661	21,629	211	3,382	2,706	21,139	4,180
Hosiery . . . . . value						83	1,534	6,936	18,818	2,924
<b>Piece goods—</b>										
Grey (unbleached), yards	16,509,634	10,413,405	10,768,167	18,902,372	6,588,607	162,974	151,723	214,478	607,011	289,666
White (bleached) . . . . . "	102,857	370,393	397,465	189,351	147,920	1,573	7,389	9,286	8,272	7,471
Coloured, printed or dyed . . . . . "	14,089,471	19,613,638	19,032,220	33,018,481	22,478,176	171,168	331,773	464,839	1,264,826	963,316
<b>Total Piece goods . . . . . "</b>	<b>30,701,962</b>	<b>30,406,986</b>	<b>30,197,852</b>	<b>52,060,204</b>	<b>29,214,705</b>	<b>335,715</b>	<b>490,395</b>	<b>708,703</b>	<b>1,940,109</b>	<b>1,260,653</b>
Thread, sewing . . . . . lb	18,262	22,313	24,328	56,309	16,370	1,314	1,433	2,723	10,352	3,382
Other sorts of manufactures . . . . . value						452	1,399	2,673	3,472	14,251
<b>Total Cotton manufactures (including twist and yarn) . . . . . "</b>						<b>344,843</b>	<b>523,054</b>	<b>778,131</b>	<b>2,599,469</b>	<b>1,607,604</b>
Flax manufactures . . . . . "							1,149		120	247
Haberdashery and Millinery . . . . . "						151	279	606	3,992	231
Hemp manufactures excluding cordage . . . . . "										550
<b>Jute—</b>										
Manufactures—										
Gunny bags . . . . . no.	124,060	32,575	302,300	3,337,360	1,643,500	2,331	993	8,101	224,682	85,648
cloth . . . . . yards	254,000	153,000		558,200	187,932	3,372	1,263		14,914	4,509
Rope and twine . . . . . cwt	470		1,289	811	1,062	624	699	4,250	3,008	3,154
Other kinds . . . . . value						80				7,905
<b>Total Jute manufactures (including twist and yarn) . . . . . "</b>						<b>6,007</b>	<b>2,965</b>	<b>12,331</b>	<b>242,604</b>	<b>101,306</b>

NOTE.—The sterling figures have been converted at the rate of R10 = £1 for 1916-20 and R120 = £1 for 1920-21, and R10 = £1 for earlier years (a) Separately recorded from 1 December, 1918 [ ]

No. 13—continued  
TURKEY, ASIATIC (TOTAL)—continued  
EXPORTS THERETO—continued

INDIAN MERCHANDISE—concluded

ARTICLES	QUANTITY					VALUE				
	1916-17	1917-18	1918-19	1919-20	1920-21	1916-17	1917-18	1918-19	1919-20	1920-21
<b>TEXTILES—continued</b>						£	£	£	£	£
Silk—										
Manufactures—										
Goods of silk mixed with other materials yards	16,440	12,780	413,863	52,839	36,084	725	837	30,764	3,596	5,000
Piece goods . . . . .	8,826	19,708	179,543	59,330	11,019	458	1,363	24,634	9,452	1,639
Other sorts . . . . . value	—	—	—	—	—	—	—	4	405	50
Total Silk manufactures . . . . .	—	—	—	—	—	1,183	2,199	55,401	13,453	6,689
Woolen manufactures . . . . .	—	—	—	—	—	3	—	632	7,649	16,624
<b>TOBACCO—</b>										
Unmanufactured . . . . . lb	446,119	1,555,987	1,636,767	357,974	168,936	5,982	18,652	24,067	10,733	8,940
Manufactured—										
Cigars . . . . .	17,528	29,839	21,980	27,837	9,361	1,631	3,659	2,461	4,969	1,872
Cigarettes . . . . .	279,329	263,993	138,390	214,265	64,532	23,293	25,018	12,351	43,468	6,476
Other sorts . . . . .	63,790	13,544	68,302	47,477	16,464	2,109	642	3,419	3,101	496
Total Tobacco . . . . .	797,766	1,863,063	1,865,439	647,553	259,293	32,925	47,971	42,298	62,371	14,589
Toys and requisites for games and sports (including fishing tackle) . . . . . value	—	—	—	—	—	4	44	124	1,063	989
Umbrellas including parasols and sun shades . . . . . No.	1,904	1,497	954	1,842	672	171	206	174	529	300
<b>WOOD AND TIMBER—</b>										
Timber, other than railway sleepers—										
Teak wood . . . . . cubic tons	172	25	34	469	764	1,557	497	516	6,272	12,717
Other timber . . . . .	815	767	1,056	2,060	651	3,986	4,132	9,499	26,616	6,681
Wood—										
Firewood . . . . . tons	11	1	51	122	177	20	2	93	229	370
Ornamental . . . . . value	—	—	—	—	—	20	—	68	321	235
Manufactures of wood, other than furniture and cabinet-ware . . . . .	—	—	—	—	—	481	1,376	10,663	6,587	3,820
Total Wood and Timber . . . . .	—	—	—	—	—	6,044	6,007	19,894	37,525	23,825
<b>ALL OTHER ARTICLES OF MERCHANDISE</b>						10,651	15,764	34,263	96,182	71,717
<b>GRAND TOTAL</b>						1,178,893	1,740,229	2,676,329	5,213,596	4,375,923

FOREIGN MERCHANDISE

ARTICLES	QUANTITY					VALUE				
	1916-17	1917-18	1918-19	1919-20	1920-21	1916-17	1917-18	1918-19	1919-20	1920-21
<b>APPAREL (including DRESSERY, UNIFORMS, AND ACCOUTREMENTS, BUT excluding HOSIERY AND BOOTS AND SHOES) . . . . . value</b>	—	—	—	—	—	16,523	18,639	107,398	147,300	161,013
<b>ARMS, AMMUNITIONS, AND MILITARY STORES . . . . .</b>	—	—	—	—	—	480	246	507	1,471	2,859
<b>BOOKS, PRINTED, AND PRINTED MATTER (NOT BEING STATIONERY) (including MAPS AND CHARTS) . . . . . cwt</b>	131	69	145	64	73	1,052	618	1,749	1,091	1,249
<b>BOOTS AND SHOES . . . . . pair</b>	8,371	5,407	17,323	25,956	19,551	1,397	1,577	3,990	25,509	30,499
<b>BUILDING AND ENGINEERING MATERIALS, OTHER THAN OF IRON, STEEL, OR WOOD . . . . . value</b>	—	—	—	—	—	674	212	662	4,517	1,153
<b>CANDLES OF ALL KINDS . . . . . lb</b>	48,807	1,109	4,502	12,006	70,071	929	35	143	629	3,662
<b>CARRIAGES AND CARTS (excluding RAILWAY CARRIAGES), AND PARTS THEREOF . . . . . value</b>	—	—	—	—	—	2,747	4,125	5,071	56,609	64,636
<b>CHEMICALS AND CHEMICAL PREPARATIONS (excluding CHEMICAL MANURES AND MEDICINES)—</b>										
Aluminous sulphates (including alum) . . . . . cwt	1,265	599	169	1,482	178	852	426	207	2,761	356
Ammonia and salts thereof . . . . .	676	147	586	1,124	284	1,969	605	2,390	6,916	965
Sulphuric acid . . . . .	309	219	122	1,214	656	741	448	302	3,249	2,256
Other sorts of chemicals . . . . . value	—	—	—	—	—	5,724	5,648	10,481	14,956	6,627
<b>Total Chemicals . . . . .</b>	—	—	—	—	—	9,296	7,122	13,380	27,892	10,203

NOTE.—The sterling figures have been converted at the rate of R10=£1 for 1919-20 and 1920-21, and R15=£1 for earlier years

TURKEY, ASIATIC (TOTAL)—continued

EXPORTS THERE TO—continued

FOREIGN MERCHANDISE—continued

ARTICLES	QUANTITY					VALUE				
	1916-17	1917-18	1918-19	1919-20	1920-21	1916-17	1917-18	1918-19	1919-20	1920-21
CLOCKS AND WATCHES AND PARTS THEREOF . . . value	—	—	—	—	—	839	897	7,740	14,466	2,368
COFFEE . . . cwt	319	532	..	2,114	1,178	761	1,663	..	10,176	4,879
CORDAGE AND ROPE OF VEGETABLE FIBRE (excluding JUTE AND COTTON) ..	344	22	108	20	99	1,082	86	521	190	54
CUTLERY . . . value	—	—	—	—	—	2,063	1,578	11,981	22,313	22,891
DRUGS AND MEDICINES (excluding CHEMICALS AND NARCOTICS)—										
Camphor . . . lb	5,550	819	19,427	5,289	4,806	515	95	3,653	1,748	1,568
Cassia lignea . . . cwt	380	738	2,776	555	934	563	1,270	5,905	2,236	3,92
Other sorts . . . value	—	—	—	—	—	3,512	3,291	14,898	18,049	6,94
Total Drugs and Medicines ..	—	—	—	—	—	4,590	4,656	24,456	22,028	12,43
DYEING AND TANNING SUBSTANCES—										
Cochineal . . . cwt	..	20	49	203	34	..	253	853	4,296	49
Dyes obtained from coal tar—										
Aniline . . . lb	..	..	784	7,468	1,951	..	..	100	1,600	56
Other sorts . . . value	—	—	—	—	—	115	59	249	1,827	34
TOTAL DYEING AND TANNING SUBSTANCES ..	—	—	—	—	—	115	312	1,202	7,723	1,40
EARTHENWARE AND PORCELAIN (excluding PIPES OF EARTHENWARE) ..	—	—	—	—	—	3,631	2,839	9,749	29,070	20,140
FRUITS AND VEGETABLES ..	—	—	—	—	—	3,144	3,898	4,198	10,123	3,43
FURNITURE AND CABINETWARE ..	—	—	—	—	—	2,989	1,545	4,214	5,766	5,967
GLASS AND GLASSWARE ..	—	—	—	—	—	8,986	12,419	33,319	78,164	63,182
GRAIN, PULVER AND FLOUR—										
WHEAT . . . tons	..	..	..	1,072	..	..	..	..	27,444	..
OTHER SORTS . . . ..	..	..	..	8	..	..	..	..	193	..
TOTAL GRAIN, PULVER, AND FLOUR ..	..	162	89	1,080	..	..	2,089	1,328	27,637	..
GUMS AND RESINS—										
Benjamin . . . cwt	119	172	299	235	192	335	655	380	1,318	1,180
Olibanum or frankincense ..	167	322	1,227	379	368	238	395	1,888	1,139	1,20
Other sorts . . . ..	165	202	305	584	475	525	1,370	513	2,797	2,41
Total Gums and Resins ..	451	696	1,831	1,148	1,035	1,098	2,420	3,281	5,254	4,801
HARDWARE (excluding CUTLERY AND ELECTROPLATED WARE) . . . value	—	—	—	—	—	15,865	7,696	43,868	95,758	64,886
INSTRUMENTS, APPARATUS, AND APPLIANCES AND PARTS THEREOF ..	—	—	—	—	—	933	3,183	11,128	24,465	29,091
Jewellery (excluding imitation jewellery)—										
Jewellery . . . ..	—	—	—	—	—	..	..	417	1,324	..
Plate of gold and silver ..	—	—	—	—	—	..	13	..	1,011	631
LEATHERS—										
Unwrought . . . cwt	..	..	33	31	6	6	..	912	1,681	303
Manufactures (excluding boots and shoes) . . . value	—	—	—	—	—	416	440	6,062	12,514	4,96
Total Leather . . . ..	—	—	—	—	—	422	440	6,994	14,195	6,260
LIQUORS—										
Ale, Beer and Porter . . . gals	82,571	17,150	13,217	48,876	27,155	11,024	2,542	2,616	17,520	9,380
Spirit—										
Brandy . . . ..	2,173	60	78	765	432	1,605	60	180	1,754	1,681
Whisky . . . ..	5,312	925	2,142	15,039	2,181	3,279	876	3,212	32,623	6,942
Other sorts . . . ..	3,528	407	648	1,832	1,992	2,054	286	673	4,012	2,59
Total . . . ..	11,007	1,392	2,868	17,636	3,905	6,938	1,231	4,065	33,389	11,22
Wines . . . ..	2,365	469	469	2,946	2,468	1,746	391	571	5,640	5,03
Other sorts of liquors . . . ..	29	194	18	..	12	13	39	5	..	..
TOTAL LIQUORS . . . ..	95,972	19,205	16,572	69,459	33,540	19,721	4,203	7,257	61,540	25,63
MACHINERY AND MILLWORK value	—	—	—	—	—	3,005	3,229	4,969	43,718	18,47
MATCHES . . . gross of boxes	101,755	63,001	88,941	243,015	29,680	6,089	7,075	11,496	43,311	5,44
MATS AND MATTING . . . sq. yds.	4,892	4,070	4,576	15,611	3,436	186	113	503	1,401	37
METALS AND ORES—										
Copper . . . cwt	2	2	673	5,703	3,468	27	25	4,143	65,065	33,69
Iron or Steel . . . tons	461	84	246	535	591	14,174	3,830	15,063	36,678	28,72
Tin . . . cwt	163	241	788	1,521	100	1,499	2,763	10,409	32,761	1,75
Others . . . ..	252	132	59	955	658	1,046	361	612	14,122	10,48
Total Metals and Ores . . . tons	482	103	322	944	802	16,646	6,679	30,217	143,626	79,65

NOTE.—The sterling figures have been converted at the rate of R10=£1 for 1919-20 and 1920-21, and R15=£1 for earlier years

No. 13—continued  
 TURKEY, ASIATIC (TOTAL)—continued  
 EXPORTS THERE TO—continued  
 FOREIGN MERCHANDISE—continued

ARTICLES	QUANTITY					VALUE				
	1916-17	1917-18	1918-19	1919-20	1920-21	1916-17	1917-18	1918-19	1919-20	1920-21
OILS . . . . . gals.	7,388	2,072	772	32,700	16,314	£ 1,237	£ 890	£ 475	£ 4,334	£ 4,536
OIL-CLOTH AND FLOOR-CLOTH . . . . . sq. yd.	3,245	1,898	6,323	3,610	5,250	262	173	663	629	1,430
PAINTS AND COLOURS . . . . . cwt	744	244	1,065	1,019	610	2,101	1,032	5,810	6,875	4,239
PAPER AND PAPERBOARD—										
Paper . . . . . value	—	—	—	—	—	4,287	4,639	7,935	20,872	11,065
Paperboard, millboard, and cardboard of all kinds . . . . . "	—	—	—	—	—	—	4	690	1,236	3
PERFUMERY . . . . . "	—	—	—	—	—	276	491	1,691	2,088	1,473
PROVISIONS AND OIL-MAN'S STORES . . . . . cwt	32,636	4,517	3,371	3,684	10,305	125,772	19,467	17,761	27,278	71,494
RAILWAY PLANT AND ROLLING-STOCK . . . . . value	—	—	—	—	—	440	456	83,143	..	1,106
RUBBER MANUFACTURES . . . . . "	—	—	—	—	—	25	169	910	5,500	16,798
SHIPS, PARTS OF . . . . . "	—	—	—	—	—	20	..	2,267	26,603	710
SOAP . . . . . cwt	6,409	5,906	6,730	15,176	968	11,336	14,509	23,589	67,642	7,489
SPICES—										
Cloves . . . . . "	269	392	572	689	978	791	1,332	2,254	5,325	5,668
Other sorts . . . . . "	119	71	378	228	68	330	169	1,091	955	232
Total Spices . . . . . "	388	463	950	917	1,046	1,121	1,501	3,345	6,280	5,900
STATIONERY (excluding PAPER) . . . . . value	—	—	—	—	—	6,298	10,536	15,666	22,267	34,228
STONE AND MARBLE . . . . . cwt	1	119	7	22	12	44	210	172	1,261	963
SUGAR—										
Sugar, 16 Dutch standard and above . . . . . Tons	4,184	5,617	9,933	11,008	12,797	99,150	155,477	294,108	707,537	1,066,428
Confectionery . . . . . "	44	3	8	34	39	3,975	715	1,138	6,517	5,998
TEA, BLACK . . . . . lb	23,428	31,438	305,143	266,702	55,008	1,501	1,645	46,558	21,596	4,979
" GREEN . . . . . "	6,738	23,117	6,835	24,809	3,417	461	1,771	732	3,296	1,123
Total Tea . . . . . "	30,166	54,555	311,978	291,511	58,425	1,962	3,416	47,290	24,892	6,102
TEXTILES—										
Cotton—										
Twist and yarn . . . . . "	..	2,500	6,065	47,842	3,940	..	288	1,000	11,244	1,273
Manufactures—										
Canvas . . . . . yards	1,899	..	4,524	7,328	4,831	164	..	724	1,233	869
Handkerchiefs and shawls in the piece . . . . . no.	178,480	448,330	702,097	292,403	394,714	4,865	18,559	43,351	19,673	64,463
Hosiery . . . . . value	—	—	—	—	—	10,406	13,434	43,661	109,028	30,335
Lace and patent net . . . . . yards	50	464	143,328	140,249	20,110	1	3	2,661	5,754	929
Piece goods—										
Grey (unbleached) . . . . . "	781,011	1,622,337	2,039,568	2,794,788	3,483,221	12,010	43,043	74,039	151,407	300,237
White (bleached) . . . . . "	2,026,634	1,877,216	10,659,552	3,412,762	1,151,171	28,965	39,459	360,621	169,888	66,017
Coloured, printed, or dyed . . . . . "	2,968,680	3,523,117	14,189,167	6,646,320	1,698,232	64,643	123,735	504,841	401,900	121,236
Fenils of all descriptions . . . . . "	24,701	9,356	13,021	21,008	..	563	255	899	1,710	..
Total Piece goods . . . . . "	5,791,026	7,937,026	26,900,298	12,874,878	6,332,624	106,181	296,492	940,100	744,806	388,562
Thread, sewing . . . . . lb	32,223	53,258	72,610	127,062	22,262	2,707	5,120	10,610	21,264	5,564
Other sorts of manufactures . . . . . value	—	—	—	—	—	99	964	4,172	3,841	4,996
Total cotton manufactures (including twist and yarn) . . . . . "	—	—	—	—	—	123,421	246,566	1,048,400	982,847	495,000

Note.—The sterling figures have been converted at the rate of £10=£1 for 1919-20 and 1920-21, and £15=£1 for earlier years

TURKEY, ASIATIC  
ADEN

(1318)

No. 13—continued

TURKEY, ASIATIC (TOTAL)—concluded

EXPORTS THERE TO—concluded

FOREIGN MERCHANDISE—concluded

ARTICLES	QUANTITY					VALUE				
	1916-17	1917-18	1918-19	1919-20	1920-21	1916-17	1917-18	1918-19	1919-20	1920-21
<b>TEXTILES—continued</b>						£	£	£	£	£
Flax manufactures . . . value	—	—	—	—	—	—	320	7	321	2,52
Haberdashery and millinery . . . "	—	—	—	—	—	7,192	8,835	20,770	36,225	16,70
<b>SILK—</b>										
Raw . . . lbs	845	8,587	13,699	80,748	29,332	476	4,085	7,092	73,167	25,38
<b>Manufactures—</b>										
Goods of silk mixed with other materials . . . yards	22,481	22,307	204,044	204,896	17,708	1,595	1,649	23,874	48,078	2,37
Fine goods . . . "	31,904	204,995	1,286,196	1,386,431	502,168	1,937	17,848	141,740	243,051	94,00
Other manufactures . . . value	—	—	—	—	—	1	780	3,761	2,964	3,67
Total silk manufactures . . . "	—	—	—	—	—	3,533	20,277	168,385	289,938	10,04
<b>Wool—</b>										
Raw . . . lbs	—	—	—	21,504	—	—	—	—	1,736	—
<b>Manufactures—</b>										
Fleeco goods . . . yards	42,537	55,994	107,247	224,206	115,838	5,871	16,219	48,818	129,353	61,81
Other manufactures . . . value	—	—	—	—	—	376	222	1,237	9,156	9,27
Total Woolen manufactures . . . "	—	—	—	—	—	6,237	16,441	50,055	138,509	71,02
Other textiles manufactured . . . "	—	—	—	—	—	—	—	7,161	9,580	5,42
<b>TOBACCO, UNMANUFACTURED</b> . . . lbs	—	—	104,100	57,448	11,330	—	—	6,158	5,860	1,11
" MANUFACTURED . . . "	198,864	178,942	98,564	171,513	142,307	48,810	37,685	28,113	65,368	44,40
<b>TOYS AND REQUISITES FOR GAMES AND SPORTS, including FISHING TACKLE (OTHER THAN FIREARMS)</b> . . . value	—	—	—	—	—	940	1,331	12,492	12,475	5,70
<b>UMBRELLAS, including PARASOLS AND SUNSHADES</b> . . . no.	9,278	1,790	8,289	17,956	3,056	1,145	196	1,649	6,061	1,30
<b>WOOD AND TIMBER</b> . . . value	—	—	—	—	—	2,587	1,004	1,671	3,848	3,00
<b>ARTICLES RE-REPORTED BY POST</b> . . . "	—	—	—	—	—	24	—	706	1,239	14,93
<b>ALL OTHER ARTICLES OF MERCHANDISE</b> . . . "	—	—	—	—	—	15,662	13,803	28,754	59,947	29,51
<b>GRAND TOTAL</b> . . . "	—	—	—	—	—	595,991	663,003	2,245,066	3,533,797	2,735,00
<b>GRAND TOTAL OF INDIAN AND FOREIGN MERCHANDISE</b> . . . "	—	—	—	—	—	1,774,384	2,401,222	4,921,315	8,747,393	7,110,91

ADEN AND DEPENDENCIES

IMPORTS THEREFROM

ARTICLES	QUANTITY					VALUE				
	1916-17	1917-18	1918-19	1919-20	1920-21	1916-17	1917-18	1918-19	1919-20	1920-21
<b>APPAREL (including HOSIERY, HATS AND SHOES)</b> . . . value	—	—	—	—	—	270	31	63	414	1,10
<b>CHEMICALS AND CHEMICAL PREPARATIONS (excluding CHEMICAL MANURES AND MEDICINES)</b> . . . "	—	—	—	—	—	457	611	1,447	3,108	1,97
<b>COFFEE other than ROASTED OR GROUND</b> . . . cwts	233	223	—	310	358	887	794	—	2,258	2,00
<b>DRUGS AND MEDICINES (including CHEMICALS AND NARCOTICS)</b> . . . value	—	—	—	—	—	374	1,103	450	672	1,80
<b>DYING AND TANNING SUBSTANCES</b> . . . "	—	—	—	—	—	1,418	164	48	85	—
<b>FISH (including CANNED FISH)</b>										
Fish, dry, unsalted . . . cwts	64	80	1	616	833	17	8	—	262	4
" Fish, dry, salted . . . "	55	863	1,652	129	536	67	1,396	1,830	997	5
Fishmaws and shark-fins . . . "	199	939	1,119	2,040	2,179	317	1,414	1,826	5,325	5,4
Total Fish (including canned fish) . . . "	298	1,891	2,771	2,787	3,598	391	2,818	3,656	5,586	6,4
<b>FRUITS AND VEGETABLES</b> value	—	—	—	—	—	—	—	507	5,285	—
<b>GUMS AND RESINS—</b>										
Arabic . . . cwts	5,898	6,168	5,063	8,808	3,192	3,442	10,203	10,926	30,639	8,06
Olibanum or frankincense . . . "	23,727	17,116	6,245	13,639	4,316	20,274	13,544	4,999	21,969	6,1
Other resins . . . "	701	564	1,532	2,354	1,605	1,150	7,602	5,393	14,196	8,6
Total Gums and Resins . . . "	23,326	23,848	12,800	24,801	9,113	29,866	25,349	21,718	66,808	22,6

NOTE.—The sterling figures have been converted at the rate of R10=£1 for 1919-20 and 1920-21, and R10=£1 for earlier years.  
\* Value R2=2s. 6d.

## No. 13—continued

## ADEN AND DEPENDENCIES—continued

## IMPORTS THEREFROM—continued

ARTICLES	QUANTITY					VALUE				
	1916-17	1917-18	1918-19	1919-20	1920-21	1916-17	1917-18	1918-19	1919-20	1920-21
BARWARE excluding CUTLERY AND ELECTROPLATED WARE value	—	—	—	—	—	£ 678	£ 1,002	£ 1,117	£ 1,345	£ 1,275
HIDES AND SKINS, RAW—										
Hides, raw } tons 128 5 3 18 4						£ 3,347	£ 275	£ 518	£ 2,067	£ 328
} =no. =38,140 =1,265 =1,120 =2,675 =650										
Skins, raw } tons 144 107 197 56 45						£ 12,519	£ 18,857	£ 28,634	£ 6,336	£ 4,035
} =no. =401,871 =182,474 =521,060 =154,388 =126,190										
Total Hides and Skins, raw, } tons 270 112 200 72 49						£ 20,866	£ 14,132	£ 29,150	£ 8,403	£ 5,363
} =no. =440,011 =183,739 =522,180 =157,058 =126,340										
IRON UNMANUFACTURED lbs	24,784	41,207	9,855	37,871	30,321	11,394	18,989	6,482	25,996	27,275
METALS AND ORES—										
Brass, Bronze, and similar alloys and manufactures thereof cwt	233	405	89	1,048	673	1,056	1,237	322	7,728	2,659
Copper (excluding ore) "	349	98	3	353	245	961	367	12	2,206	1,177
Iron or Steel tons	23	366	718	35	12	282	2,849	2,913	248	168
Steel "	136	..	..	..	..	1,625	..	..	..	439
Other metals cwt	607	580	120	339	28	944	418	540	2,081	47
Total Metals (excluding ores) tons	221	420	725	152	68	4,888	4,921	3,797	12,319	4,400
Lead Ore "	..	..	14	11	8	..	..	1,239	1,110	310
Total Metals and Ores "	221	420	743	163	68	4,888	4,921	5,036	14,429	4,800
MOTOR CARS, MOTOR CYCLES, MOTOR WAGONS AND FARES THEREOF value	—	—	—	—	—	83	410	232	1,872	1,414
PAINTS AND PAINTERS' MATERIALS "	—	—	—	—	—	41	532	1,003	1,198	410
PORCELAINE "	—	—	—	—	—	485	201	1,210	4,571	609
PRECIOUS STONES AND PEARLS, UNSET "	—	—	—	—	—	54,914	18,000	12,120	89,050	63,000
PROVISIONS AND OILMAN'S STORES (including FISH AND FRUITS AND VEGETABLES CANNED OR BOTTLED) "	—	—	—	—	—	228	159	201	636	1,358
RAFFIA tons	102,069	113,780	106,397	133,309	122,852	292,923	453,295	390,157	604,135	675,267
HELLS AND COWRIES—										
Shells—										
Shells (chanks, sanchil, large ornamental shells, cowras, mother-of-pearl shells, and oyster shells) cwt	1,178	243	110	45	221	2,468	555	118	473	615
Tortoise shell (including nakhla or nakh) lbs	10,661	2,400	2,575	3,055	800	1,355	1,049	752	2,827	414
Total Shells value	—	—	—	—	—	£ 3,823	£ 1,605	£ 870	£ 3,300	£ 1,029
SPICES—										
Cloves cwt	1,750	27	213	..	..	4,667	73	847	..	..
TEXTILES—										
Cotton—										
Raw Tons	17	28	35	4	..	913	1,802	4,307	459	12
Twist and yarn lbs	11,520	..	..	187,785	5,300	792	..	..	20,013	1,781
Manufactures—										
Piece goods—										
Grey (unbleached) yards	2,500	3,800	231,709	71,430	72,240	33	56	11,369	3,123	3,906
White (bleached) "	..	8,000	21,271	1,336,245	11,241	..	222	1,209	52,401	629
Coloured, printed, or dyed "	51,920	..	18,218	360,343	69,530	912	..	872	19,513	2,562
Other manufactures value	—	—	—	—	—	..	57	9	3,127	77
Total Cotton manufactures (including twist and yarn) "	—	—	—	—	—	£ 1,797	£ 236	£ 12,558	£ 108,185	£ 10,075

NOTE.—The sterling figures have been converted at the rate of £ 10 = £ 1 for 1919-20 and 1920-21, and £ 15 = £ 1 for earlier years.

No. 13—*continued*  
 ADEN AND DEPENDENCIES—*continued*  
 IMPORTS THEREFROM—*concluded*

ARTICLES	QUANTITY					VALUE				
	1916-17	1917-18	1918-19	1919-20	1920-21	1916-17	1917-18	1918-19	1919-20	1920-21
<i>TEXTILES—continued.</i>										
<i>Flax—</i>										
Manufactures . . . value	—	—	—	—	—	—	2,423	—	11	5
<i>TOBACCO—</i>										
Unmanufactured . . lbs	1,064	4,583	—	828	476	173	1,221	—	204	120
<i>Manufactured—</i>										
Cigarettes . . . "	9,057	24,357	20,709	23,193	84,683	2,238	6,705	5,605	11,465	15,409
ARTICLES IMPORTED BY POST . . . value	—	—	—	—	—	36,026	71,436	93,096	61,215	73,235
ALL OTHER ARTICLES OF MERCHANDISE . . "	—	—	—	—	—	2,215	2,400	4,134	6,691	8,146
GRAND TOTAL . . "	—	—	—	—	—	472,098	660,805	694,625	1,019,770	925,886

## EXPORTS THERETO

## INDIAN MERCHANDISE

ARTICLES	QUANTITY					VALUE				
	1916-17	1917-18	1918-19	1919-20	1920-21	1916-17	1917-18	1918-19	1919-20	1920-21
<i>APPAREL (including DRAPERY, UNIFORMS, AND ACCOUTREMENTS, BUT excluding HOSIERY AND BOOTS AND SHOS)</i> . . . value										
	—	—	—	—	—	314	268	782	1,275	1,608
<i>BOOKS PRINTED, AND PRINTED MATTER (NOT BEING STATIONERY) (including MAPS AND CHARTS)</i> . . . cwt										
	118	53	48	59	174	646	323	160	235	1,809
BOOTS AND SHOS . . . pairs	2,410	2,292	3,667	18,818	9,064	435	253	603	4,258	2,438
CANDLES OF ALL KINDS . . lb	100,641	26,358	61,573	18,958	236	1,915	1,631	1,237	772	6
<i>CHEMICALS AND CHEMICAL PREPARATIONS (excluding CHEMICAL MANURES AND MEDICINES)</i> . . . value										
	—	—	—	—	—	2,347	1,723	1,351	11,853	3,852
<i>COAL, COKE, AND PAVANT FUEL</i> . . . tons										
	13,797	229	2	31,492	76,567	8,736	397	6	41,775	98,427
COFFEE . . . cwt	—	408	102	4,107	325	—	1,452	519	21,920	1,764
<i>COIR, MANUFACTURED (excluding ROPE)</i> . . . tons										
	10	7	31	30	17	157	30	507	604	531
<i>CORDAGE AND ROPE OF VEGETABLE FIBRE (excluding JUTE AND COTTON)</i> . . cwt										
	1,684	104	1,017	973	1,168	1,549	114	887	1,960	3,227
<i>DRUGS AND MEDICINES (excluding CHEMICALS AND NARCOTICS)</i> . . . value										
	—	—	—	—	—	954	560	700	3,294	2,802
<i>DYING AND TANNING SUBSTANCES—</i>										
Indigo . . . cwt	11	—	4	23	6	400	—	113	1,153	294
Turmeric . . . "	870	7,305	4,912	1,053	3,735	905	10,374	7,036	2,372	10,551
Other sorts . . . "	52	6	15	38	33	124	16	23	103	131
Total Dying and Tanning substances . . "	933	7,309	4,831	1,114	3,774	1,429	10,390	7,192	3,628	10,976
<i>EARTHENWARE AND PORCELAIN</i> . . . value										
	—	—	—	—	—	354	67	—	483	1,990
<i>FODDER, STRAW, AND POLLARDS (excluding CIRCLAS)</i> . . "										
	—	—	—	—	—	4,326	2,139	3,001	6,942	24,846
<i>FRUITS AND VEGETABLES—</i>										
<i>Fresh fruits and vegetables</i> . . . "										
	—	—	—	—	—	4,005	3,258	4,062	7,542	8,586
<i>Fruits and vegetables: dried, salted or preserved, all sorts</i> . . . tons										
	236	179	497	125	190	2,368	2,643	11,477	3,503	5,602
<i>FURNITURE AND CABINETWARE</i> value										
	—	—	—	—	—	495	119	135	1,008	1,211
<i>GLASS AND GLASSWARE</i> . . . "										
	—	—	—	—	—	308	157	134	939	1,159

NOTE—The sterling figures have been converted at the rate of R10=£1 for 1919-20 and 1920-21, and R15=£1 for earlier years

No. 13—continued  
ADEN AND DEPENDENCIES—continued  
EXPORTS THERE TO—continued

INDIAN MERCHANDISE—continued

ARTICLES	QUANTITY					VALUE				
	1916-17	1917-18	1918-19	1919-20	1920-21	1916-17	1917-18	1918-19	1919-20	1920-21
<b>GRAIN, PULSE, AND FLOUR—</b>										
Barley . . . . . tons	54	98	2	54	28	479	898	31	1,422	644
Jawar and bajra . . . . "	19,144	7,562	2,195	5,176	2,218	142,611	62,810	21,082	114,078	50,176
Maise . . . . . "	197	304	200	58	4	1,002	1,638	1,781	1,067	49
<b>Pulse—</b>										
Beans (a) . . . . . "	—	—	13	27	26	—	—	187	918	679
Gram . . . . . "	426	223	127	504	378	2,781	2,336	1,947	11,780	8,736
Lentils (a) . . . . . "	—	—	100	38	94	—	—	1,542	1,108	2,686
Pulse other sorts (b) . . . . "	345	249	85	89	98	2,987	2,248	1,477	2,023	2,850
<b>TOTAL PULSE</b> . . . . . "	<b>771</b>	<b>477</b>	<b>325</b>	<b>658</b>	<b>594</b>	<b>7,468</b>	<b>5,584</b>	<b>5,182</b>	<b>16,729</b>	<b>14,954</b>
<b>Rice, not in the husk—</b>										
Cleaned rice (c) . . . . . "	—	—	—	11,654	1,235	—	—	—	286,278	32,649
Broken cleaned rice (c) . . . . "	—	—	—	382	228	—	—	—	4,323	4,261
Other sorts (c) . . . . . "	—	—	—	2,641	6,370	—	—	—	65,846	142,321
<b>Total Rice, not in the husk</b> . . . . "	<b>12,851</b>	<b>10,682</b>	<b>3,343</b>	<b>14,477</b>	<b>7,733</b>	<b>193,936</b>	<b>126,852</b>	<b>120,844</b>	<b>356,447</b>	<b>179,231</b>
Wheat . . . . . "	283	164	311	139	199	3,016	2,276	1,904	4,899	5,723
"  flour . . . . . "	4,611	3,314	3,727	5,512	5,917	67,061	48,981	67,481	214,690	186,078
Other sorts . . . . . "	4	..	2	38	7	41	3	11	672	216
<b>Total Grain, Pulse, and Flour</b> . . . . "	<b>37,895</b>	<b>22,601</b>	<b>14,965</b>	<b>27,112</b>	<b>16,700</b>	<b>247,534</b>	<b>247,847</b>	<b>218,877</b>	<b>712,030</b>	<b>489,744</b>
<b>GUMS AND RESINS</b> . . . . . cwt										
888	..	2	29	..	705	..	3	178	..	..
<b>HARDWARE AND CUTLERY, including PLATED WARE</b> . . . . . value										
—	—	—	—	—	784	85	213	1,890	2,628	..
<b>HIDES AND SKINS, RAW</b> . . . . . tons										
20	..	..	..	..	900	17	..	..	..	63
<b>LEATHER—</b>										
Hides and Skins, tanned or dressed . . . . . tons										
2	1	4	10	8	263	163	770	2,201	2,454	..
Manufactures (excluding boots and shoes) . . . . . value										
—	—	—	—	—	19	39	72	1,609	342	..
<b>MANURES</b> . . . . . tons										
8	..	6	19	7	49	..	41	144	75	..
<b>METALS AND ORES</b> . . . . . "										
54	1	18	47	52	1,026	67	569	5,958	7,698	..
<b>OILS—</b>										
<b>Essential</b> . . . . . gals.										
738	1,355	80	318	389	929	15,678	122	809	680	..
<b>Vegetable, non-essential—</b>										
Coconut . . . . . "										
1,364	14,047	861	1,027	4,607	222	2,340	111	345	1,426	..
Sesamum (oil or flin) . . . . . "										
15,497	5,502	2,551	2,254	2,425	1,927	948	247	989	642	..
Other sorts . . . . . "										
2,196	1,607	1,988	1,169	1,656	270	311	509	622	700	..
<b>Total Vegetable, non-essential</b> . . . . . "	<b>19,057</b>	<b>21,156</b>	<b>5,410</b>	<b>5,460</b>	<b>8,723</b>	<b>2,419</b>	<b>2,499</b>	<b>967</b>	<b>1,967</b>	<b>2,778</b>
Other kinds . . . . . "										
..	48	4,563	3,228	2,312	..	6	334	547	839	..
<b>Total Oils</b> . . . . . "	<b>19,795</b>	<b>22,559</b>	<b>10,053</b>	<b>9,064</b>	<b>11,429</b>	<b>2,348</b>	<b>19,183</b>	<b>1,424</b>	<b>2,723</b>	<b>4,097</b>
<b>PRINTS AND PAINTER'S MATERIALS—</b>										
Paints and colours . . . . . value										
—	—	—	—	—	744	286	232	739	661	..
<b>PAPER MAKING MATERIALS—</b>										
Rags . . . . . cwt										
494	3	..	..	..	677	6	..	..	..	..
<b>PERFUMERY (NOT BRING PERJURED SPIRITS)</b> . . . . . value										
—	—	—	—	—	972	633	1,599	1,187	1,436	..
<b>PROVISIONS AND OILMAN'S STORES—</b>										
Butter . . . . . cwt										
924	323	275	242	296	5,517	2,222	2,423	3,251	4,377	..
Ghi . . . . . "										
495	316	575	695	539	2,562	1,344	4,035	6,282	7,315	..
Pickles, chutnies and condiments . . . . . "										
171	50	52	110	82	368	140	151	510	484	..
Other sorts of provisions . . . . . "										
928	325	602	763	323	1,392	504	1,198	2,066	1,562	..
<b>Total Provisions and Oilman's stores</b> . . . . . value	<b>—</b>	<b>—</b>	<b>—</b>	<b>—</b>	<b>—</b>	<b>9,864</b>	<b>4,710</b>	<b>7,567</b>	<b>14,209</b>	<b>13,738</b>

NOTE—The sterling figures have been converted at the rate of R10=£1 for 1919-20 and 1920-21, and R15=£1 for earlier years  
(a) Separately recorded from April, 1918  
(b) Include figures of "Beans" and "Lentils" prior to April, 1918  
(c) Separately recorded from April, 1919



No. 13—continued  
 ADEN AND DEPENDENCIES—continued  
 EXPORTS THERETO—continued

INDIAN MERCHANDISE—continued

ARTICLES	QUANTITY					VALUE				
	1916-17	1917-18	1918-19	1919-20	1920-21	1916-17	1917-18	1918-19	1919-20	1920-21
						£	£	£	£	£
<b>SEEDS—</b>										
<b>Essential—</b>										
Ajama . . . . . tons	15	15	12	22	6	215	309	109	759	227
Coriander . . . . . "	30	29	16	17	17	488	611	510	602	585
Cumin (other than black) . . . . . "	49	33	10	22	21	2,801	2,102	602	1,998	1,726
Fennel . . . . . "	29	8	6	8	2	710	186	142	296	70
Others . . . . . "	40	13	3	7	0	638	223	81	324	229
<b>Total Essential</b> . . . . . "	<b>163</b>	<b>98</b>	<b>47</b>	<b>76</b>	<b>52</b>	<b>4,042</b>	<b>3,431</b>	<b>1,534</b>	<b>3,079</b>	<b>2,837</b>
<b>Non-essential—</b>										
Copra, or coconut kernel . . . . . "	4	4	5	7	18	123	118	262	509	1,119
Cotton . . . . . "	304	149	198	209	362	2,133	1,148	2,109	6,030	5,996
Groundnuts . . . . . "	88	40	30	68	94	1,290	651	1,114	2,101	2,090
Linseed . . . . . "	5	195	..	1	2	88	2,518	2	73	180
Sesamum (oil or linseed) . . . . . "	850	1,538	246	1,323	611	14,324	26,549	5,408	50,184	21,811
Other sorts . . . . . "	7	3	3	5	2	112	58	64	196	180
<b>Total Non-essential</b> . . . . . "	<b>1,256</b>	<b>1,920</b>	<b>500</b>	<b>1,703</b>	<b>1,089</b>	<b>18,070</b>	<b>31,042</b>	<b>9,047</b>	<b>59,093</b>	<b>32,226</b>
Other than oilseeds . . . . . "	7	1	1	7	..	158	32	43	837	69
<b>Total Seeds</b> . . . . . "	<b>1,428</b>	<b>2,028</b>	<b>548</b>	<b>1,786</b>	<b>1,141</b>	<b>23,170</b>	<b>34,605</b>	<b>10,624</b>	<b>69,409</b>	<b>35,132</b>
<b>SOAP</b> . . . . . cwt	577	54	280	290	41	906	101	524	576	125
<b>SPICES—</b>										
Betalnuts . . . . . "	323	242	351	433	407	640	496	977	1,456	1,326
Cardamoms . . . . . "	209	1,593	478	348	1,064	2,319	13,305	3,282	3,756	10,646
Chillies . . . . . "	374	727	531	1,245	724	1,270	1,184	1,088	4,555	2,148
Ginger . . . . . "	22,031	17,386	16,059	15,318	21,835	35,661	31,756	29,403	45,594	56,925
Pepper . . . . . "	2,220	10,527	8,125	6,598	4,076	7,891	40,432	28,299	36,000	19,764
Other sorts . . . . . "	94	32	20	93	103	127	52	19	329	491
<b>Total Spices</b> . . . . . "	<b>25,836</b>	<b>30,507</b>	<b>25,562</b>	<b>24,035</b>	<b>27,708</b>	<b>47,908</b>	<b>87,225</b>	<b>63,068</b>	<b>91,681</b>	<b>61,600</b>
<b>STATIONERY (excluding PAPER) value</b>	—	—	—	—	—	403	689	886	1,159	773
<b>SUGAR—</b>										
Sugar, 16 Dutch standard and above . . . . . tons	107	157	89	133	203	3,105	5,140	3,198	9,532	15,778
Sugar, 15 Dutch standard and below . . . . . "	159	102	466	392	75	2,620	1,163	5,092	7,585	4,042
Confectionery . . . . . "	5	1	22	11	6	272	32	1,338	1,127	868
<b>Total Sugar</b> . . . . . "	<b>271</b>	<b>260</b>	<b>577</b>	<b>536</b>	<b>284</b>	<b>5,997</b>	<b>6,335</b>	<b>9,622</b>	<b>18,244</b>	<b>20,688</b>
<b>TEA: BLACK</b> . . . . . lbs	430,001	204,403	146,787	430,076	357,721	16,942	10,593	8,577	35,490	9,408
<b>TEXTILES—</b>										
<b>Cotton—</b>										
Raw . . . . . tons	10	5	8	..	..	435	182	417	..	..
Waste (a) . . . . . cwt	—	—	55	166	191	—	—	173	604	603
Twist and yarn . . . . . lbs	545,090	1,044,295	3,883,365	1,517,455	2,573,067	19,960	70,322	277,820	204,563	370,801

NOTE—The sterling figures have been converted at the rate of R10 = £1 for 1919-20 and 1920-21, and R15 = £1 for earlier years  
 (a) Separately recorded from December, 1918

No. 13—continued

## ADEN AND DEPENDENCIES—continued

## EXPORTS THERETO—continued

## INDIAN MERCHANDISE—concluded

ARTICLES	QUANTITY					VALUE				
	1916-17	1917-18	1918-19	1919-20	1920-21	1916-17	1917-18	1918-19	1919-20	1920-21
<b>Manufactures—</b>						£	£	£	£	£
Handkerchiefs and Shawls in the piece no.	9,864	11,440	84,494	25,198	59,130	216	532	2,532	928	2,192
Hosiery . . . value	—	—	—	—	—	805	895	64	789	579
<b>Piece goods—</b>										
Grey (unbleached) . yards	58,082,758	14,137,870	11,402,270	10,627,985	12,613,881	630,564	214,900	264,398	457,620	573,078
White (bleached) . . .	182,716	385,608	620,544	216,300	177,523	3,113	9,323	17,946	9,650	11,383
Coloured, printed or dyed . . .	4,984,400	2,461,065	3,987,219	4,154,368	4,623,098	88,560	66,001	120,438	200,194	249,766
<b>Total Piece goods . . .</b>	<b>63,249,869</b>	<b>16,984,543</b>	<b>16,010,033</b>	<b>14,998,352</b>	<b>17,414,502</b>	<b>722,237</b>	<b>283,224</b>	<b>402,780</b>	<b>647,683</b>	<b>834,229</b>
Thread, sewing . . . lbs	13,880	3,279	10,669	15,769	12,794	1,000	230	1,081	2,488	2,218
Other sorts of manufactures . . . value	—	—	—	—	—	4,803	3,309	3,081	4,325	4,287
<b>Total Cotton manufactures (including Twist and yarn) . . .</b>	<b>—</b>	<b>—</b>	<b>—</b>	<b>—</b>	<b>—</b>	<b>749,021</b>	<b>358,522</b>	<b>698,309</b>	<b>860,773</b>	<b>1,214,006</b>
Hemp, raw . . . cwt	672	587	184	754	1,277	889	733	204	2,441	2,493
Hemp manufactures (excluding cordage) . . . value	—	—	—	—	—	270	..	..	8	..
<b>Jute—</b>										
<b>Manufactures—</b>										
Gunny bags . . . no.	515,000	542,300	242,700	124,600	416,800	13,295	16,888	9,752	6,978	17,313
.. cloth . . . yards	40,760	..	..	61,500	45,500	719	..	..	3,299	1,538
Rope and twine . . . cwts	274	270	1,175	65	107	293	620	1,948	216	270
<b>Total Jute manufactures . . . value</b>	<b>—</b>	<b>—</b>	<b>—</b>	<b>—</b>	<b>—</b>	<b>14,312</b>	<b>17,008</b>	<b>11,700</b>	<b>10,498</b>	<b>19,021</b>
<b>Silk—</b>										
<b>Manufactures—</b>										
Goods of silk mixed with other materials . . . yards	868	50	20,160	64,748	..	200	13	2,019	4,483	..
Silk piecegoods . . .	3,570	110	13,337	3,654	4,070	686	14	2,024	545	844
Thread for sewing . . . lbs	..	..	5,854	500	500	..	..	2,180	170	197
Other sorts . . .	..	525	2,415	..	..	..	230	644	..	..
<b>Total Silk manufactures . . . value</b>	<b>—</b>	<b>—</b>	<b>—</b>	<b>—</b>	<b>—</b>	<b>886</b>	<b>257</b>	<b>7,847</b>	<b>5,198</b>	<b>1,041</b>
<b>TOBACCO—</b>										
Unmanufactured . . . lbs	5,824,871	4,273,317	6,410,863	873,158	6,103,057	69,985	68,316	104,459	30,253	235,230
Manufactured . . .	7,164	43,666	4,593	1,097	16,475	255	872	202	345	368
<b>TOTAL TOBACCO . . .</b>	<b>5,832,035</b>	<b>4,316,983</b>	<b>6,415,456</b>	<b>874,255</b>	<b>6,119,532</b>	<b>70,240</b>	<b>69,188</b>	<b>104,661</b>	<b>30,598</b>	<b>235,598</b>
Toys and requisites for games and sports including fishing tackle . . . value	—	—	—	—	—	26	1	7	525	194
UMBRELLAS (including PARASOLS AND SUNSHADES) no.	1,464	1,234	5,232	1,296	556	123	132	327	212	156
<b>WOOD AND TIMBER—</b>										
<b>Timber, other than railway sleepers—</b>										
Teak wood . . . cubic tons	36	5	7	9	63	618	93	39	448	1,406
Other timber . . .	30	114	234	205	306	173	513	1,421	1,740	2,613
<b>Wood—</b>										
Ornamental . . . value	—	—	—	—	—	1,189	99	421	1,916	2,368
Manufactures of wood, other than furniture and cabinet ware . . .	—	—	—	—	—	390	3	145	299	948
<b>Total Wood and Timber . . .</b>	<b>—</b>	<b>—</b>	<b>—</b>	<b>—</b>	<b>—</b>	<b>2,370</b>	<b>708</b>	<b>2,076</b>	<b>4,401</b>	<b>6,349</b>
<b>ALL OTHER ARTICLES OF MERCHANDISE . . .</b>	<b>—</b>	<b>—</b>	<b>—</b>	<b>—</b>	<b>—</b>	<b>2,854</b>	<b>1,906</b>	<b>4,141</b>	<b>3,944</b>	<b>10,512</b>
<b>GRAND TOTAL . . .</b>	<b>—</b>	<b>—</b>	<b>—</b>	<b>—</b>	<b>—</b>	<b>1,235,453</b>	<b>887,089</b>	<b>1,178,236</b>	<b>1,928,902</b>	<b>2,290,805</b>

NOTE.—The sterling figures have been converted at the rate of R10—£1 for 1919-20 and 1920-21, and R15—£1 for earlier years.

No. 13—continued  
ADEN AND DEPENDENCIES—continued  
EXPORTS THERE TO—continued

## FOREIGN MERCHANDISE

ARTICLES	QUANTITY					VALUE				
	1916-17	1917-18	1918-19	1919-20	1920-21	1916-17	1917-18	1918-19	1919-20	1920-21
						£	£	£	£	£
APPAREL (including HATSKY, UNIFORMS, ACCOUTREMENTS, BUT excluding HOSIERY, AND BOOTS AND SHOES) value	—	—	—	—	—	628	271	823	2,559	1,765
Building and Engineering material other than of iron, steel or wood (III F) "	—	—	—	—	—	45	5	470	444	1,370
CAVES AND RATTANS . cwts	24	172	295	156	98	25	440	681	472	834
CARRIAGES AND CARTS (excluding RAILWAY CARRIAGES) AND PARTS THEREOF . value	—	—	—	—	—	1,200	246	117	395	504
CHEMICALS AND CHEMICAL PREPARATIONS (excluding CHEMICAL MANURES AND MEDICINES) "	—	—	—	—	—	358	285	1,099	1,557	1,308
COFFEE . cwts	2	..	..	1,049	321	8	..	..	6,043	1,572
Cordage and rope of vegetable fibre (including Jute and Cotton) "	77	19	75	16	180	334	88	373	94	881
CUTLERY . value	—	—	1	—	—	250	..	110	721	589
DRUGS AND MEDICINES (excluding CHEMICALS AND NARCOTICS)—Cassia lignea . cwts	576	2,600	1,034	917	552	795	4,790	2,045	3,384	2,369
Other sorts . value	—	—	—	—	—	831	161	509	3,975	2,310
Total drugs and Medicines (excluding Chemicals and Narcotics) "	—	—	—	—	—	1,126	4,951	2,554	7,359	4,679
DYEING AND TANNING SUBSTANCES . "	—	—	—	—	—	65	1,542	127	2,591	5,070
EARTHENWARE AND PORCELAIN . value	—	—	—	—	—	438	942	573	6,857	6,984
FRUITS AND VEGETABLES—Fruits and vegetables: dried, salted, or preserved—Dates . . . . . tons	40	1	84	2	4	541	18	847	61	89
Other sorts . . . . . "	28	7	5	22	16	1,435	379	371	2,178	1,516
Total value of Fruits and vegetables . value	—	—	—	—	—	1,976	397	1,218	2,237	1,605
GLASS AND GLASSWARE . "	—	—	—	—	—	2,271	942	3,254	6,384	8,446
GUMS AND RESINS—Benzoin . cwts	294	625	836	546	286	1,203	2,873	3,959	10,215	1,969
Olibanum or frankincense . "	..	..	1,500	..	..	..	..	1,300	..	..
Others . . . . . "	145	167	13	198	52	174	119	33	1,294	138
Total Gums and Resins . "	439	792	2,349	1,744	338	1,377	2,992	5,292	11,509	2,106
HARDWARE (excluding CUTLERY, AND ELECTRO-PLATED WARE) . value	—	—	—	—	—	2,993	940	3,646	11,662	13,207
INSTRUMENTS, APPARATUS, APPLIANCES AND PARTS THEREOF . "	—	—	—	—	—	209	124	359	1,659	714
LEATHER MANUFACTURES . "	—	—	—	—	—	291	14	86	773	404
LIQUORS—Ale, beer, and porter . gals.	10,091	17,148	6,531	2,701	849	1,212	2,929	1,492	1,039	841
Others . . . . . "	2,109	2,047	1,533	2,100	854	550	479	297	4,092	731
TOTAL LIQUORS . "	12,200	19,195	8,064	4,801	1,703	1,762	3,408	1,789	5,131	1,572
MACHINERY AND MILLWORK . value	—	—	—	—	—	1,154	456	265	1,728	1,50
MATS AND MATS . gross of boxes.	29,136	5,250	33,825	27,950	21,925	2,130	444	4,164	4,902	5,34
METALS AND ORES—Brass . . . . . cwts	9	..	2	61	33	99	..	27	751	43
Iron or steel . . . . . tons	123	24	28	72	135	3,551	1,418	2,420	4,798	7,35
Others . . . . . cwts	53	2	40	65	240	513	37	415	1,882	3,01
Total Metals and ores . tons	185	24	27	78	140	4,163	1,455	2,862	7,431	10,84
OILS . . . . . gals	7,511	2,054	4,683	4,810	2,622	840	340	1,117	1,069	1,14
PAINTS AND PAINTERS' MATERIALS—Paints and colours . cwts	41	20	267	351	401	203	59	1,490	8,525	2,7,2

NOTE.—The sterling figures have been converted at the rate of R10=£1 for 1919-20 and 1920-21, and R15=£1 for earlier years

## No. 13—continued

## ADEN AND DEPENDENCIES—concluded

## EXPORTS THERE TO—concluded

## FOREIGN MERCHANDISE—continued

ARTICLES	QUANTITY					VALUE				
	1916-17	1917-18	1918-19	1919-20	1920-21	1916-17	1917-18	1918-19	1919-20	1920-21
PAPER AND PASTEBOARD value	—	—	—	—	—	2,136	1,390	1,741	1,968	3,102
PERFUMERY (NOT BEING PERFUMED SPIRITS)	—	—	—	—	—	604	157	377	2,448	239
PRECIOUS STONES AND PEARLS, UNSET	—	—	—	—	—	3,333	—	—	—	—
PROVISIONS AND OILMAN'S STORES	—	—	—	—	—	796	2,429	3,211	11,059	7,900
RAILWAY PLANT AND ROLLING STOCK	—	—	—	—	—	23	—	3,476	—	—
RUBBER MANUFACTURES	—	—	—	—	—	410	158	24	3,086	260
SOAP cwt	119	16	703	809	121	387	74	1,866	2,365	491
SPICES	765	604	88	178	245	1,570	1,439	240	1,051	1,347
STATIONERY (EXCLUDING PAPER) value	—	—	—	—	—	1,110	1,035	1,125	3,895	2,774
SUGAR—										
Sugar, 16 Dutch standard and above tons	2,707	4,217	1,503	2,804	1,121	68,334	111,055	38,456	150,546	84,681
Others	6	1	1	1	3	165	74	79	278	449
Total Sugar	2,773	4,218	1,504	2,805	1,124	68,489	111,129	38,535	150,824	85,130
TEA lbs	1,990	—	3,302	24,031	2,273	87	—	171	2,749	261
TEXTILES—										
Cotton—										
Twist and yarn	8,400	11,375	480,460	17,600	33,390	757	1,739	60,857	4,278	10,510
Manufactures—										
Handkerchiefs and shawls in the piece no.	204,287	62,667	14,424	934	12,285	4,059	1,630	440	135	1,396
Hosiery value	—	—	—	—	—	5,197	2,209	2,942	3,439	4,208
Piece goods—										
Grey (unbleached) yards	14,950,894	17,337,993	18,852,050	15,771,822	14,999,150	221,521	419,708	506,263	829,563	828,573
White (bleached)	1,681,191	1,446,547	2,230,703	979,504	597,456	25,674	24,908	54,068	58,535	29,262
Coloured, printed, or dyed	2,826,277	1,892,351	1,062,930	735,946	593,496	53,805	35,843	32,658	33,601	26,837
Total Piece goods	19,458,362	20,176,891	22,145,692	17,487,272	16,186,102	301,000	480,459	672,989	921,699	884,672
Other sorts of manufactures value	—	—	—	—	—	1,566	835	253	4,393	1,833
Total cotton manufactures (including twist and yarn)	—	—	—	—	—	312,579	486,662	757,511	923,949	912,409
Hatters and Millinery	—	—	—	—	—	624	221	269	1,013	1,919
Wool—										
Raw lbs	1,043	3,636	6,207	2,759	1,675	542	1,566	2,901	3,637	977
Manufactures value	—	—	—	—	—	232	297	519	760	491
Woolen manufactures	—	—	—	—	—	11	46	680	1,396	2,582
TOBACCO lbs	139	538	9,830	2,146	63,282	—	—	—	—	—
TOYS AND REQUISITES FOR GAMES AND SPORTS, (INCLUDING FISHING TACKLE, OTHER THAN FIREARMS) value	—	—	—	—	—	351	295	564	1,227	1,223
WOOD AND TIMBER	—	—	—	—	—	1,024	107	528	371	1,336
ALL OTHER ARTICLES OF MERCHANDISE	—	—	—	—	—	2,715	1,462	2,318	4,079	3,922
GRAND TOTAL	—	—	—	—	—	422,677	691,644	655,171	1,233,754	1,106,770
GRAND TOTAL OF INDIAN AND FOREIGN MERCHANDISE	—	—	—	—	—	1,758,330	1,518,733	2,033,397	3,222,666	3,296,166

NOTE.—The sterling figures have been converted at the rate of £10=£1 for 1919-20 and 1920-21, and £15=£1 for earlier years

MASKAT TERRITORY AND TRUCIAL OMAN

( 326 )

No. 13—continued

MASKAT TERRITORY AND TRUCIAL OMAN

IMPORTS THEREFROM

ARTICLES	QUANTITY					VALUE				
	1916-17	1917-18	1918-19	1919-20	1920-21	1916-17	1917-18	1918-19	1919-20	1920-21
APPAREL (excluding HOSIERY, AND BOOTS AND SHOES) value	—	..	—	—	—	£ ..	£ 109	£ 1	£ 19	£ 1,141
FISH (excluding CANNED FISH)—										
Fish, dry, unsalted . cwt	16,169	13,434	17,789	27,575	26,222	4,385	3,217	4,782	11,414	14,441
" " salted . " "	12,610	9,396	5,600	7,164	11,394	9,313	8,881	5,347	6,461	11,891
Fishmaws and sharkfins . "	2,617	2,256	3,451	3,551	3,252	3,511	3,327	5,422	9,457	8,593
Fish, wet salted (ngapl) . "	..	..	..	..	37	..	..	..	..	51
Total Fish (excluding canned fish) . "	31,596	25,086	26,840	38,290	40,005	17,209	15,425	15,551	27,322	34,430
FRUITS AND VEGETABLES—										
Fresh fruits and vegetables . value	—	—	—	—	—	1,955	2,439	3,605	6,185	7,114
Fruits and vegetables dried, salted, or preserved, not being canned or bottled—										
Dates . . . . . tons	9,043	10,027	13,061	13,475	12,032	111,481	139,017	171,754	278,463	308,323
Other sorts . . . . . "	9	15	11	16	18	198	424	300	710	837
Total Fruits and Vegetables value	—	—	—	—	—	113,034	142,780	175,659	285,358	316,174
GUMS AND RESINS—										
Olibanum or frankincense cwt	8,625	6,812	5,600	3,754	7,076	5,442	4,384	4,151	4,683	8,225
Other sorts . . . . . "	38	108	36	27	66	73	180	53	107	125
Total Gums and Resins . "	8,663	6,920	5,720	3,781	7,142	5,515	4,564	4,204	4,790	8,350
HAIR AND MANUFACTURES OF HAIR—										
Hair of all kinds . cwt	908	864	623	46	..	1,412	1,590	1,187	160	—
HIDES AND SKINS, RAW—										
Hides, raw . . . . . tons	21	8	12	14	5	1,894	775	1,317	2,061	488
=do. . . . . =do.	=4,608	=2,656	=3,525	=3,351	=1,034					
Skins, raw . . . . . tons	103	90	48	169	52	16,064	6,304	7,492	38,056	7,835
=do. . . . . =do.	=132,759	=102,308	=99,165	=157,242	=64,216					
Total Hides and Skins, raw . . . . . tons	124	98	60	183	57	17,958	7,079	8,809	40,117	8,323
=do. . . . . =do.	=137,457	=104,964	=102,600	=160,593	=65,250					
MATS AND MATTING (except GULF AND RUBBER) . sq. yards	131,844	801,624	1,116,478	75,032	123,063	394	2,250	2,957	290	601
METALS AND ORES										
Paints and Painters' Materials . value	2	14	26	11	37	143	371	1,506	776	1,162
PRECIOUS STONES AND PEARLS, UNSORT . "	—	—	—	—	—	886	42,643	30,358	120,720	127,600
PROVISIONS AND OILMAN'S STORES (including FISH AND FRUITS AND VEGETABLES, CANNED OR BOTTLED)—										
Ghi . . . . . cwt	910	234	11	92	27	4,030	1,075	75	1,206	256
Other sorts of provisions value	—	—	—	—	—	224	150	67	181	42
Total Provisions and Oilman's stores . "	—	—	—	—	—	4,254	1,225	142	1,387	298
SHELLS AND COWRIES—										
Shells (chanks, sankhill, large ornamental shells, cowries, mother-of-pearl shells, and oyster shells) . cwt	1,809	160	151	391	787	3,570	182	320	623	2,198
Others . . . . . value	—	—	—	—	—	287	350	62	503	94
Total Shells and Cowries . "	—	—	—	—	—	3,857	512	382	1,126	2,292
STONE AND MARBLE . tons	865	721	733	413	813	583	577	714	732	871
TEXTILES—										
Cotton—										
Manufactures—										
Piece goods—										
Coloured, printed or dyed yards	874	17,349	97,568	41,570	6,160	18	244	2,404	2,033	309
Wool, raw . . . . . lbs	133,890	183,726	132,974	99,934	83,513	2,392	3,666	3,079	3,640	2,407
ARTICLES IMPORTED BY POST . value	—	—	—	—	—	341	197	1,841	183	293
ALL OTHER ARTICLES OF MERCHANDISE . "	—	—	—	—	—	1,907	3,741	3,343	10,766	3,353
GRAND TOTAL . "	—	—	—	—	—	173,323	227,101	253,353	501,276	510,302

NOTE.—The sterling figures have been converted at the rate of 1000 = 1000.

No. 13—continued

## MASKAT TERRITORY AND TRUCIAL OMAN—continued

## EXPORTS THERETO

## INDIAN MERCHANDISE

ARTICLES	QUANTITY					VALUE				
	1916-17	1917-18	1918-19	1919-20	1920-21	1916-17	1917-18	1918-19	1919-20	1920-21
APPAREL (INCLUDING DRESSING, UNIFORMS, ACCOUTREMENTS, BUT EXCLUDING HOSIERY AND BOOTS AND SHOES) value	—	—	—	—	—	160	573	1,367	4,953	3,023
Books printed and printed matter (not being Stationery) including Maps and charts . . . . .	17	19	15	29	33	77	97	136	308	545
BOOTS AND SHOES . . . . .	3,108	6,732	3,527	13,495	5,222	317	417	381	2,243	1,229
BUILDING AND ENGINEERING MATERIAL . . . . .	—	—	—	—	—	540	22	365	1,447	2,459
CANDLES OF ALL KINDS . . . . .	350	3,731	26,235	14,959	8,065	7	104	727	695	368
CHEMICALS AND CHEMICAL PREPARATIONS (EXCLUDING CHEMICAL MANURES AND MEDICINES) value	—	—	—	—	—	185	56	292	734	263
COFFEE . . . . .	11,070	10,754	8,523	2,737	1,082	35,797	37,142	31,111	13,687	5,043
COIN, MANUFACTURED (EXCLUDING ROPE) . . . . .	24	47	126	48	28	344	677	1,656	1,071	904
CORDAGE AND ROPE OF VEGETABLE FIBRE (EXCLUDING JUTE AND COTTON) value	361	225	1,077	375	362	269	146	1,098	412	683
DRUGS AND MEDICINES (EXCLUDING CHEMICALS AND NARCOTICS) . . . . .	—	—	—	—	—	527	321	831	1,263	520
DYEING AND TANNING SUBSTANCES—										
Indigo . . . . .	112	90	54	10	43	3,911	2,157	1,444	100	2,798
Turmeric . . . . .	1,515	10,169	5,727	779	1,084	1,404	11,316	7,223	1,680	3,218
Other sorts . . . . .	12	13	1	13	1	8	9	11	21	3
Total Dyeing and Tanning substances . . . . .	1,639	10,272	5,797	802	1,128	5,323	13,482	8,683	1,811	5,019
FODDER, BRAN, AND POLLARDS (excluding oilcake) value	—	—	—	—	—	519	623	527	1,352	1,104
FRUITS AND VEGETABLES—										
Fresh fruits and vegetables value	—	—	—	—	—	1,408	767	636	867	171
Fruits and vegetables: dried, salted, or preserved, all sorts . . . . .	79	33	102	59	34	810	854	1,181	1,157	796
Total Fruits and Vegetables value . . . . .	—	—	—	—	—	2,218	1,121	1,867	2,024	1,567
GLASS AND GLASSWARE . . . . .	—	—	—	—	—	60	98	81	517	232
GRAIN, PULSE, AND FLOUR—										
Barley . . . . .	420	957	200	525	509	2,956	7,043	1,792	8,218	6,718
Jawar and bajra . . . . .	1,729	990	154	596	300	10,846	5,874	1,430	9,866	5,408
Maise . . . . .	97	51	6	63	50	770	308	52	818	749
Pulse—										
Beans (a) . . . . .	—	—	8	1	2	—	—	61	20	55
Gram . . . . .	164	172	305	159	105	1,315	1,463	2,270	2,106	2,104
Lentils (a) . . . . .	—	—	12	23	13	—	—	173	505	359
Other sorts (b) . . . . .	88	76	58	61	24	824	798	716	1,861	712
Total Pulse . . . . .	252	248	283	241	164	2,149	2,261	3,222	4,991	3,231
Rice not in the husk—										
Cleaned Rice (c) . . . . .	—	—	—	4,144	919	—	—	—	90,634	21,007
Broken cleaned rice (c) . . . . .	—	—	—	8	15	—	—	—	149	259
Other sorts (c) . . . . .	—	—	—	6,787	15,836	—	—	—	156,311	354,532
Total Rice, not in the husk . . . . .	29,321	26,091	30,075	10,932	16,820	292,285	257,799	410,877	247,094	375,796
.. flour . . . . .	63	51	52	12	5	566	469	655	250	89
Wheat . . . . .	2,528	3,292	1,079	1,090	785	22,328	31,362	12,803	22,399	14,217
.. flour . . . . .	733	636	295	1,000	1,284	7,355	7,546	4,685	25,046	31,105
Other sorts . . . . .	15	1	6	—	—	161	9	46	6	—
Total Grain, Pulse, and Flour . . . . .	35,158	32,317	32,150	14,460	19,907	339,428	311,466	438,493	318,718	437,315
IRONWARE AND CUTLERY, INCLUDING PLATED WARE value	—	—	—	—	—	700	464	586	4,045	4,121
NETS AND ORBS—										
Copper—										
Wrought—										
Sheets and other manufactures . . . . .	36	3	6	33	100	199	25	25	1,196	662

NOTE.—The sterling figures have been converted at the rate of \$10—£1 for 1919-20 and 1920-21, and \$15—£1 for earlier years  
(a) Separately recorded from April, 1915  
(b) Include "Beans" and "Lentils" prior to April, 1912  
(c) Figures recorded from April, 1915

MASKAT TERRITORY AND TRUCIAL OMAN—continued

EXPORTS THERE TO—continued

INDIAN MERCHANDISE—continued

ARTICLES	QUANTITY					VALUE				
	1916-17	1917-18	1918-19	1919-20	1920-21	1916-17	1917-18	1918-19	1919-20	1920-21
						£	£	£	£	£
<b>Iron or steel—</b>										
Anchors and cables . . . tons	9	3	8	12	5	183	57	184	532	385
Bars and channel . . . "	..	..	1	12	4	..	..	39	547	196
Nails, screws, rivets, and washers . . . "	40	34	23	56	48	1,098	1,447	1,013	3,662	3,020
Other manufactures . . . "	4	5	28	14	4	125	164	178	511	261
<b>Total Iron or steel . . . "</b>	<b>59</b>	<b>42</b>	<b>62</b>	<b>94</b>	<b>61</b>	<b>1,406</b>	<b>1,668</b>	<b>1,414</b>	<b>5,252</b>	<b>3,862</b>
Metals, unenumerated . . . cwt	40	20	..	150	251	113	53	13	5,110	7,768
<b>Total Metals and ores . . . tons</b>	<b>63</b>	<b>43</b>	<b>62</b>	<b>105</b>	<b>79</b>	<b>1,713</b>	<b>1,750</b>	<b>1,462</b>	<b>11,408</b>	<b>12,292</b>
<b>OILS—</b>										
Animal . . . gals.	..	7,028	22,891	50,690	9,903	..	635	2,169	6,386	1,011
Essential . . . "	25	48	66	86	56	30	79	37	132	151
<b>MINERAL—</b>										
Kerosene . . . "	104	..	25,776	4,944	508	5	..	1,661	467	51
Other kinds . . . "	..	..	..	123	120	..	..	..	24	51
<b>Vegetable, non-essential—</b>										
Coconut . . . "	1,422	1,977	634	3,431	4,077	224	339	200	1,043	1,581
Sesamum (oil or [in]oil) . . . "	69,842	68,313	27,304	81,490	60,441	8,366	8,504	4,015	21,218	17,481
Other sorts . . . "	2,391	2,855	2,104	1,577	1,064	303	336	295	546	36
<b>Total Vegetable, non-essential . . . "</b>	<b>73,655</b>	<b>73,145</b>	<b>30,202</b>	<b>86,498</b>	<b>65,592</b>	<b>8,893</b>	<b>9,229</b>	<b>4,510</b>	<b>22,807</b>	<b>19,438</b>
<b>TOTAL OILS . . . "</b>	<b>73,784</b>	<b>80,221</b>	<b>70,035</b>	<b>142,341</b>	<b>76,250</b>	<b>8,928</b>	<b>9,943</b>	<b>8,377</b>	<b>29,816</b>	<b>20,701</b>
<b>PROVISIONS AND OILMAN'S STORES—</b>										
Ghi . . . cwt	985	651	631	460	1,235	5,037	2,512	4,104	5,034	11,761
Other sorts of provisions . . . "	1,292	710	904	1,282	1,070	637	534	1,081	2,744	2,171
<b>Total Provisions and oilman's stores . . . value</b>	<b>—</b>	<b>—</b>	<b>—</b>	<b>—</b>	<b>—</b>	<b>5,674</b>	<b>3,046</b>	<b>5,185</b>	<b>7,778</b>	<b>13,932</b>
<b>SEEDS—</b>										
<b>Oil-seeds—</b>										
<b>Essential—</b>										
Coriander . . . tons	17	12	18	23	16	296	219	350	950	71
Gummin (other than black)	136	74	69	120	109	4,920	3,016	3,646	8,841	9,011
Other sorts . . . "	11	7	9	15	14	193	121	189	615	64
<b>Total Seeds, essential . . . "</b>	<b>164</b>	<b>93</b>	<b>116</b>	<b>163</b>	<b>139</b>	<b>5,409</b>	<b>3,356</b>	<b>4,185</b>	<b>10,406</b>	<b>10,446</b>
<b>Vegetable, non-essential—</b>										
Copa or coconut kernels . . . "	2	16	26	28	16	75	467	808	1,360	1,011
Groundnuts . . . "	67	58	44	52	78	1,007	676	512	1,408	2,111
Sesamum (oil or [in]oil) . . . "	78	33	42	26	26	1,145	522	854	1,059	91
Other sorts . . . "	38	34	30	32	20	224	202	229	387	21
<b>Total seeds, non-essential . . . "</b>	<b>205</b>	<b>141</b>	<b>142</b>	<b>138</b>	<b>140</b>	<b>2,461</b>	<b>1,867</b>	<b>2,403</b>	<b>4,234</b>	<b>4,633</b>
<b>Other than oil-seeds . . . "</b>	<b>..</b>	<b>..</b>	<b>..</b>	<b>..</b>	<b>..</b>	<b>..</b>	<b>4</b>	<b>4</b>	<b>23</b>	<b>..</b>
<b>Total Seeds . . . "</b>	<b>369</b>	<b>234</b>	<b>258</b>	<b>301</b>	<b>279</b>	<b>7,890</b>	<b>5,227</b>	<b>6,592</b>	<b>14,663</b>	<b>14,911</b>
<b>SPICES—</b>										
Cardamoms . . . cwt	84	344	473	305	138	770	2,910	3,180	4,204	2,711
Ginger . . . "	294	614	212	438	237	407	1,018	381	1,449	711
Pepper . . . "	701	1,082	2,667	1,104	469	2,068	3,022	3,305	5,235	2,011
Other sorts . . . "	293	298	278	327	235	768	494	516	1,141	711
<b>Total Spices . . . "</b>	<b>1,372</b>	<b>2,338</b>	<b>3,630</b>	<b>2,174</b>	<b>1,225</b>	<b>3,703</b>	<b>7,444</b>	<b>12,892</b>	<b>13,071</b>	<b>6,533</b>

NOTE.—The sterling figures have been converted at the rate of £10=₹1 for 1919-20 and 1920-21, and £15=₹1 for earlier years

No. 13—continued  
**MASKAT TERRITORY AND TRUCIAL OMAN—continued**  
 EXPORTS THERETO—continued

INDIAN MERCHANDISE—concluded

ARTICLES	QUANTITY					VALUE				
	1916-17	1917-18	1918-19	1919-20	1920-21	1916-17	1917-18	1918-19	1919-20	1920-21
<b>SUGAR—</b>						£	£	£	£	£
Sugar, 16 Dutch standard and above . . . tons	30	70	114	19	28	898	2,492	4,231	1,268	2,151
Sugar, 15 Dutch standard and below . . . "	10	4	16	34	6	179	69	223	635	234
Confectionery . . . "	..	..	..	2	..	..	1	..	204	69
<b>Total Sugar</b> . . . "	40	74	130	55	34	3,074	2,562	4,459	2,108	2,604
<b>TALLOW AND STEARINE (INCLUDING GREASE AND ANIMAL FAT)</b> . . . cwts	1,530	1,104	1,790	1,030	1,043	3,003	2,056	2,883	3,410	4,403
<b>TEA, BLACK</b> . . . lbs	24,002	371,441	894,480	174,355	63,649	1,157	16,055	48,691	18,780	4,640
<b>TEXTILES—</b>										
<b>Cotton—</b>										
Raw . . . tons	1	12	..	3	10	44	793	18	260	901
Waste (a) . . . cwts	..	..	..	1,365	1,433	..	..	..	1,418	1,806
Twist and yarn . . . lbs	295,614	188,006	133,541	98,239	184,934	10,973	9,977	12,342	18,106	23,047
Manufactures— Handkerchiefs and shawls in the piece . . . no.	6,423	36,934	34,802	30,603	56,123	230	1,770	2,519	3,549	7,679
<b>Piece goods—</b>										
Grey (unbleached) yards	1,427,654	1,189,140	1,259,122	933,308	669,255	17,077	19,773	31,635	41,558	31,346
White (bleached) . . . "	11,270	67,073	96,920	125,485	39,950	127	1,473	2,460	5,963	1,764
Coloured, printed, or dyed . . . "	1,898,208	2,549,698	2,111,726	2,656,481	2,433,480	30,338	59,685	63,642	135,913	121,345
<b>Total Piece goods</b> . . . "	3,337,132	3,805,911	3,467,768	3,765,274	3,191,685	47,542	81,130	97,737	183,434	154,554
Thread sewing . . . lbs	6,238	1,304	5,748	6,832	6,007	461	150	480	1,166	1,061
Other sorts of manufactures . . . value	—	—	—	—	—	1,955	2,291	1,561	4,428	4,192
<b>Total Cotton manufactures including twist and yarn</b> . . . "	—	—	—	—	—	61,211	96,318	114,679	205,691	190,533
<b>Jute (chiefly Sans), raw</b> . . . cwts	1,928	1,157	1,189	2,291	1,164	2,517	1,376	1,573	4,863	2,073
<b>Manufactures—</b>										
Gunny bags . . . no.	155,800	112,814	171,100	137,039	162,646	2,785	3,843	7,302	9,184	9,667
Other kinds . . . value	—	—	—	—	—	208	102	280	784	431
<b>Total Jute Manufactures</b> . . . "	—	—	—	—	—	3,993	3,945	7,582	9,918	10,098
<b>Silk—</b>										
<b>Manufactures</b>										
Goods of silk mixed with other materials yards	90	200	438	3,637	1,845	34	13	120	1,284	1,004
Silk piece goods . . . "	200	1,145	725	3,303	3,206	14	158	112	731	1,010
<b>Total silk manufactures</b> . . . value	—	—	—	—	—	48	166	232	2,015	2,014
<b>Wool manufactures</b> . . . "	—	—	—	—	—	27	3	..	650	269
<b>DRAGON</b> . . . lbs	70,434	32,318	61,777	103,879	48,124	1,338	1,239	1,411	3,023	1,548
<b>WOOD AND TIMBER—</b>										
<b>Timber, other than railway sleepers—</b>										
Teak wood . . . cubic tons	12	..	37	18	..	117	..	217	215	21
Other timber . . . "	141	77	256	345	74	721	627	1,065	2,104	638
<b>Wood—</b>										
Ornamental wood . . . value	—	—	—	—	—	469	97	374	659	634
Manufactures of wood, other than furniture and cabinet ware . . . "	—	—	—	—	—	342	189	652	720	1,475
Other kinds . . . "	—	—	—	—	—	..	2	184	177	150
<b>Total Wood and Timber</b> . . . "	—	—	—	—	—	1,979	815	2,308	3,336	2,918
<b>OTHER ARTICLES OF MERCHANDISE</b> . . . "	—	—	—	—	—	971	1,197	2,308	5,296	3,962
<b>GRAND TOTAL</b> . . . "	—	—	—	—	—	491,223	519,707	707,506	689,069	760,891

NOTE.—The sterling figures have been converted at the rate of R10=£1 for 1919-20 and 1920-21, and R15=£1 for earlier years.  
 (a) Separately recorded from December, 1918



MASKAT TERRITORY AND TRUCIAL OMAN.—continued

EXPORTS THEREFROM—continued

FOREIGN MERCHANDISE—continued

ARTICLES	QUANTITY					VALUE				
	1916-17	1917-18	1918-19	1919-20	1920-21	1916-17	1917-18	1918-19	1919-20	1920-21
APPAREL (INCLUDING DRESS, UNIFORMS, ACCOUTREMENTS, BUT EXCLUDING HOSIERY AND BOOTS AND SHOES) value	—	—	—	—	—	345	729	1,358	3,322	1,167
CHEMICALS AND CHEMICAL PREPARATIONS (EXCLUDING CHEMICAL MANURES AND MEDICINES) ..	—	—	—	—	—	539	1,184	521	1,574	1,210
COFFEE .. cwt	2,468	9,243	3,478	13,024	24,618	7,507	30,150	12,919	68,495	102,945
CUTLERY value	—	—	—	—	—	27	5	147	1,387	2,507
DRUGS AND MEDICINES (EXCLUDING CHEMICALS AND NARCOTICS) ..	—	—	—	—	—	1,246	1,999	1,208	3,152	4,229
DYEING AND TANNING SUBSTANCES— Dyes obtained from Coal tar— Aniline .. lbs	..	..	..	4	169	..	..	..	1	59
Saffron .. ..	4,527	3,359	3,034	5,788	7,294	1,211	1,383	1,500	5,726	3,440
Other sorts .. cwt	..	..	6	14	5	..	..	40	288	104
Total value of Dyeing and Tanning substances .. value	—	—	—	—	—	1,211	1,383	1,540	6,015	3,594
EARthenware AND Porcelain (EXCLUDING PIPES OF EARthenware) ..	—	—	—	—	—	1,805	1,402	1,480	3,435	3,397
GLASS AND GLASSWARE ..	—	—	—	—	—	761	948	1,948	2,907	2,009
GRAIN, PULSE AND FLOUR, tons	..	..	..	22	..	..	..	..	575	..
GUMS AND RESINS .. cwt	607	415	816	294	642	1,244	834	1,702	819	2,281
HARDWARE (EXCLUDING CUTLERY AND ELECTRO-PLATED WARE) .. value	—	—	—	—	—	1,071	594	2,428	3,000	4,453
LIQUORS .. gals.	5,824	2,713	2,621	1,501	719	2,854	1,748	1,566	1,908	939
MATCHES gross of boxes	26,440	17,180	43,737	25,310	18,992	1,656	1,472	5,152	4,435	2,760
METALS AND ORES— Copper .. cwt	85	..	3	165	168	375	..	23	2,347	1,697
Iron or steel .. tons	35	36	36	93	70	724	717	758	4,618	3,404
Lead .. cwt	..	..	..	464	208	..	..	..	1,087	522
Tin .. ..	77	1	45	122	45	660	13	480	2,634	816
Others .. tons	4	1	..	3	2	178	56	18	1,230	992
Total Metals and ores ..	47	37	39	133	99	1,937	786	1,279	11,916	7,431
OILS .. gals.	9,175	123	16,022	40,528	11,840	439	23	1,016	4,325	1,084
PAINTS AND COLOURS .. cwt	20	4	3	44	51	62	15	22	322	1,050
PAPER AND PASTE BOARD value	—	—	—	—	—	712	985	1,255	2,698	1,128
PERFUMERY (not being PERFUMED SPIRITS) ..	—	—	—	—	—	32	16	7	397	696
PRECIOUS STONES AND PEARLS, UNSET ..	—	—	—	—	—	4,842	167	..	3,000	700
PROVISIONS AND GILMAN'S STONES .. cwt	280	239	514	1,152	1,153	1,046	995	963	2,922	3,574
SEEDS .. tons	..	..	..	14	..	..	..	..	913	..
SHIPS, PARTS OF .. value	—	—	—	—	—	..	80	..	..	900
SOAP .. cwt	515	607	445	580	211	604	909	957	1,703	562
SPICES .. lbs	270	117	148	170	160	756	389	513	1,031	1,002
STATIONERY (INCLUDING PAPER) .. value	—	—	—	—	—	65	56	234	721	1,031
SUGAR— Sugar, 16 Dutch standard and above .. tons	953	1,870	1,547	789	625	21,879	47,446	33,647	45,771	46,014
Other sorts .. value	—	—	—	—	—	41	39	52	264	167
Total Sugar ..	—	—	—	—	—	21,920	47,485	33,699	46,035	46,181
TEA, BLACK .. lbs	117,769	93,934	207,414	123,277	36,095	6,143	3,004	12,287	10,810	2,841
.. GREEN .. ..	..	225	..	..	..	..	8	..	..	..
Total Tea ..	117,769	94,159	207,414	123,277	36,095	6,143	3,012	12,287	10,810	2,841
TWISTED— Cotton— Twist and yarn ..	17,730	14,000	81,268	85,201	31,335	1,169	1,453	7,859	11,119	4,760

NOTE.—The sterling figures have been converted at the rate of R 10 = £1 for 1919-20 and 1920-21, and R 15 = £1 for earlier years

## MASKAT TERRITORY AND TRUCIAL OMAN—concluded

## EXPORTS THERETO—concluded

## FOREIGN MERCHANDISE—concluded

ARTICLES	QUANTITY					VALUE				
	1916-17	1917-18	1918-19	1919-20	1920-21	1916-17	1917-18	1918-19	1919-20	1920-21
<b>TEXTILES—continued</b>						£	£	£	£	£
<b>Cotton—continued</b>										
<b>Manufactures—</b>										
Handkerchiefs and shawls in the piece . no.	36,457	6,254	18,762	24,172	19,610	1,105	205	598	3,117	2,692
<b>Piece goods—</b>										
Grey (unbleached) yards	1,262,922	1,053,757	1,446,315	917,098	1,034,483	18,462	14,733	45,897	48,980	58,732
White (bleached) . "	2,588,597	1,274,600	1,586,031	1,936,773	1,062,999	24,009	22,231	39,367	92,045	80,814
Coloured, printed, or dyed . "	5,562,748	3,793,438	2,293,771	2,309,249	2,559,742	91,800	95,744	76,497	125,374	140,439
Fents of all des- criptions . "	9,270	1,120	1,400	24,305	3,180	113	33	26	1,097	566
<b>Total Piece goods . "</b>	<b>9,422,537</b>	<b>6,122,965</b>	<b>5,327,517</b>	<b>5,187,515</b>	<b>4,665,404</b>	<b>144,189</b>	<b>136,761</b>	<b>161,487</b>	<b>267,436</b>	<b>256,591</b>
Other sorts of manufac- tures . value	—	—	—	—	—	973	235	715	827	779
<b>Total Cotton manufac- tures (including twist and yarn) . "</b>	<b>—</b>	<b>—</b>	<b>—</b>	<b>—</b>	<b>—</b>	<b>147,433</b>	<b>138,714</b>	<b>170,889</b>	<b>232,499</b>	<b>264,816</b>
Haberdashery and mill- inery . "	—	—	—	—	—	757	1,459	143	569	787
<b>Silk—</b>										
Raw . . . lbs	1,339	1,464	1,435	2,221	371	400	711	324	557	340
<b>Manufactures—</b>										
Piece goods . yards	24,325	14,921	31,591	61,014	67,922	1,541	1,085	2,718	11,509	14,591
Other sorts . value	—	—	—	—	—	126	13	508	1,785	1,144
<b>Total Silk manufactures . "</b>	<b>—</b>	<b>—</b>	<b>—</b>	<b>—</b>	<b>—</b>	<b>1,667</b>	<b>1,078</b>	<b>3,226</b>	<b>13,294</b>	<b>15,735</b>
Woolen manufacturers . "	—	—	—	—	—	8	185	174	2,105	163
Other textiles— Manufactured . "	—	—	—	—	—	—	—	—	—	6,708
<b>TOBACCO . lbs</b>	<b>4,509</b>	<b>3,638</b>	<b>11,381</b>	<b>12,922</b>	<b>4,853</b>	<b>547</b>	<b>702</b>	<b>2,325</b>	<b>3,500</b>	<b>1,451</b>
<b>ALL OTHER ARTICLES OF MERCHANDISE . value</b>	<b>—</b>	<b>—</b>	<b>—</b>	<b>—</b>	<b>—</b>	<b>1,265</b>	<b>813</b>	<b>681</b>	<b>2,778</b>	<b>2,664</b>
<b>GRAND TOTAL . . . "</b>	<b>—</b>	<b>—</b>	<b>—</b>	<b>—</b>	<b>—</b>	<b>208,182</b>	<b>243,090</b>	<b>267,453</b>	<b>501,707</b>	<b>494,247</b>
<b>LAND TOTAL OF INDIAN AND FOREIGN MERCHANDISE . "</b>	<b>—</b>	<b>—</b>	<b>—</b>	<b>—</b>	<b>—</b>	<b>697,405</b>	<b>762,797</b>	<b>974,961</b>	<b>1,190,896</b>	<b>1,233,138</b>

## OTHER NATIVE STATES IN ARABIA

## IMPORTS THEREFROM

ARTICLES	QUANTITY					VALUE				
	1916-17	1917-18	1918-19	1919-20	1920-21	1916-17	1917-18	1918-19	1919-20	1920-21
<b>FISH (excluding CANNED FISH)—</b>						£	£	£	£	£
Fish, dry, salted . . . cwt	2,183	577	1,092	916	531	1,352	839	609	911	414
Fishmaws and sharkfins . "	781	396	439	373	461	1,144	731	868	1,184	1,638
Fish, other sorts . . . "	172	1	—	816	1,330	44	—	—	489	807
<b>Total Fish (excluding can- ned fish) . . . "</b>	<b>3,136</b>	<b>974</b>	<b>1,531</b>	<b>2,105</b>	<b>2,322</b>	<b>2,540</b>	<b>1,570</b>	<b>1,477</b>	<b>2,584</b>	<b>2,859</b>
<b>FRUITS AND VEGETABLES—</b>										
Fruits and vegetables : dried, salted, or pre- served, not being canned or bottled—										
Dates . . . tons	691	619	335	567	640	6,398	5,547	4,028	10,984	12,238
Other sorts . . . "	—	2	—	10	—	—	29	—	755	24
<b>Total Fruits and vegeta- bles : dried, etc. . . "</b>	<b>691</b>	<b>621</b>	<b>335</b>	<b>577</b>	<b>640</b>	<b>6,398</b>	<b>5,576</b>	<b>4,028</b>	<b>11,739</b>	<b>12,262</b>

NOTE.—The sterling figures have been converted at the rate of R10=£1 for 1919-20 and 1920-21, and R15=£1 for earlier years

OTHER NATIVE STATES IN ARABIA—continued

IMPORTS THEREFROM—continued

ARTICLES	QUANTITY					VALUE				
	1916-17	1917-18	1918-19	1919-20	1920-21	1916-17	1917-18	1918-19	1919-20	1920-21
<b>GUMS AND RESINS—</b>						£	£	£	£	£
Olibanum or frankincense . . . cwts	3,954	5,781	816	3,708	456	2,365	4,369	656	5,615	737
Other sorts . . . "	192	478	9	61	277	220	636	5	459	631
Total Gums and Resins . . . "	4,146	6,259	825	3,769	733	2,585	5,005	661	6,074	1,368
<b>HIDES AND SKINS, RAW</b> { tons =10.	15 =13,392	1 =140	7 =7	18 =10,940	9 =5,200	1,018	42	2	2,698	1,232
<b>METALS AND ORES</b> tons	24	26	15	24	44	1,522	1,725	668	2,251	1,328
<b>PAINT AND PAINTERS' MATERIALS</b> value	—	—	—	—	—	454	623	20	172	1,096
<b>PRECIOUS STONES AND JEWELLERY</b> value	—	—	—	—	—	38,837	18,067	3,700	4,950	16,700
<b>SEEDS</b> tons	—	—	1	140	38	8	..	20	5,196	1,528
<b>STONE AND MARBLE</b> . . . cwts	1,367	605	686	837	1,210	982	664	623	1,651	1,530
<b>TEXTILES—</b>										
Wool, raw . . . lbs	400,792	..	..	3,360	12,432	12,134	..	..	180	680
<b>ARTICLES IMPORTED BY POST</b> value	—	—	—	—	—	86	77	11	23	18
<b>ALL OTHER ARTICLES OF MERCHANDISE</b> value	—	—	—	—	—	2,138	2,850	755	3,558	2,107
<b>GRAND TOTAL</b> . . . "	—	—	—	—	—	68,182	35,583	12,024	41,026	42,428

EXPORTS THERETO

INDIAN MERCHANDISE

ARTICLES	QUANTITY					VALUE				
	1916-17	1917-18	1918-19	1919-20	1920-21	1916-17	1917-18	1918-19	1919-20	1920-21
<b>APPAREL</b> . . . value	—	—	—	—	—	£ 121	£ 424	£ 70	£ 1,137	£ 286
<b>BOOKS PRINTED AND PRINTING MATTER (NOT BEING STATIONERY INCLUDING MAPS AND CHARTS)</b> value	—	—	—	—	—	—	—	—	—	—
<b>BOOTS AND SHOES</b> . . . pairs	38	7	4	85	16	159	31	58	992	281
<b>BUILDING AND ENGINEERING MATERIALS</b> value	—	—	—	—	—	—	—	—	—	—
<b>CHEMICALS AND CHEMICAL PREPARATIONS</b> value	—	—	—	—	—	98	64	120	600	286
<b>COFFEES</b> . . . cwts	—	—	—	—	—	107	11	30	770	172
<b>COIR, MANUFACTURED (EXCLUDING ROPES)</b> . . . tons	18,591	22,238	14,188	5,211	19,955	57,497	72,274	48,224	32,310	80,161
<b>CORDAGE AND ROPES OF VEGETABLE FIBRE (EXCLUDING JUTE AND COTTON)</b> . . . cwts	157	302	249	341	116	1,635	4,053	2,610	7,487	2,322
<b>CORDAGE AND ROPES OF VEGETABLE FIBRE (EXCLUDING JUTE AND COTTON)</b> . . . cwts	3,709	2,697	3,648	4,627	2,558	2,281	1,540	1,817	4,930	2,978
<b>DRUGS AND MEDICINES (EXCLUDING CHEMICALS AND NARCOTICS)</b> value	—	—	—	—	—	—	—	—	—	—
<b>DYEING AND TANNING SUBSTANCES—</b>										
Turmeric . . . cwts	—	—	—	—	—	152	51	234	776	167
Other sorts . . . "	1,520	1,652	1,913	785	283	1,595	2,344	2,123	1,868	805
Total Dyeing and Tanning substances . . . "	23	46	18	84	32	857	2,048	56	173	130
<b>FRUITS AND VEGETABLES—</b>										
<b>Fresh Fruits—</b>										
Coconuts . . . no.	1,548	1,698	1,931	869	315	2,452	4,392	2,179	1,541	935
<b>Fresh vegetables—</b>										
Onions . . . cwts	12,000	10,600	16,900	87,500	15,825	84	102	43	580	109
<b>Fruits and vegetables: dried, salted, or preserved</b> . . . tons	886	377	57	1,062	623	256	78	13	857	807
Other sorts . . . value	992	502	573	540	353	10,231	5,167	4,529	8,189	7,000
<b>Total Fruits and vegetables</b> . . . "	—	—	—	—	—	100	78	44	122	350
<b>FURNITURE AND CABINET-WARE</b> . . . "	—	—	—	—	—	10,621	5,425	4,629	9,742	7,768
<b>FURNITURE AND CABINET-WARE</b> . . . "	—	—	—	—	—	564	399	998	5,792	800

NOTE.—The sterling figures have been converted at the rate of R10=£1 for 1919-20 and 1920-21, and R15=£1 for earlier years.

No. 13—continued

## OTHER NATIVE STATES IN ARABIA—continued

## EXPORTS THEREFROM—continued

## INDIAN MERCHANDISE—continued

ARTICLES	QUANTITY					VALUE				
	1916-17	1917-18	1918-19	1919-20	1920-21	1916-17	1917-18	1918-19	1919-20	1920-21
GLASS AND GLASSWARE . value	—	—	—	—	—	£ 214	£ 233	£ 24	£ 891	£ 329
GRAIN, PULSE AND FLOUR—										
Barley . . . . . tons	415	2,626	19	31	488	3,195	19,193	177	352	13,490
Jawar and Bajra . . . . . "	5,474	1,032	2,037	1,276	608	37,902	7,658	22,211	27,864	15,971
Maize . . . . . "	162	18	41	10	13	1,174	155	493	154	266
Pulse . . . . . "	476	104	170	93	374	4,340	1,209	2,183	2,206	9,937
Rice not in the husk—										
Cleaned rice (a) . . . . . "	—	—	—	5,797	1,674	—	—	—	131,221	42,818
Broken cleaned rice (a) . . . . . "	—	—	—	—	94	—	—	—	—	1,970
Other sorts (a) . . . . . "	—	—	—	1,219	17,873	—	—	—	30,394	409,245
Total rice, not in the husk . . . . . "	14,449	22,223	6,968	7,018	19,641	143,244	222,093	89,833	161,618	484,030
Wheat . . . . . "	1,353	9,440	179	127	918	15,701	89,718	1,801	3,379	17,591
" flour . . . . . "	438	128	45	144	393	5,096	1,624	726	4,055	10,391
Other sorts . . . . . "	..	6	3	..	..	4	62	20	..	..
Total Grain Pulse, and flour . . . . . "	23,267	35,588	9,462	8,697	22,435	210,656	341,712	117,383	199,634	521,576
ARTIFACTS AND CUTLERY, INCLUDING PLATED WARE value	—	—	—	—	—	£ 551	£ 113	£ 521	£ 4,167	£ 1,527
LABURES . . . . . tons	56	42	..	6	112	523	66	..	80	2,076
MINES AND ORES—										
Copper wrought . . . . . cwts	15	2	2	176	53	83	12	12	2,723	631
Iron or steel . . . . . tons	57	35	56	74	14	1,543	1,507	2,226	3,898	968
Others . . . . . "	..	..	..	9	1	..	25	..	5,416	634
Total Metals and Ores . . . . . "	58	35	56	92	18	1,626	1,544	2,238	12,031	3,697
LIQUORS										
Animal . . . . . gals.	186	31,622	82,544	96,004	27,960	17	1,625	5,169	9,593	2,116
Mineral . . . . . "	6	400	2,800	22,400	..	7	30	162	2,133	..
VEGETABLE, non-essential—										
Coconut . . . . . "	453	..	1,091	1,075	12,038	76	..	181	328	3,584
Groundnut . . . . . "	..	72	..	2,215	4,231	..	6	..	667	956
Sesamum (til or jinjili) . . . . . "	8,119	3,708	4,727	3,893	4,060	983	1,111	638	1,293	1,389
Other sorts . . . . . "	1,246	290	144	63	112	162	40	28	25	33
Total Vegetable, non-essential . . . . . "	9,818	9,070	5,962	6,245	20,441	1,291	1,157	947	2,223	5,960
Other sorts . . . . . "	..	..	..	1	..	..	..	..	16	..
Total Oils . . . . . "	10,056	41,092	91,806	124,651	48,491	1,225	2,892	6,168	13,983	8,076
PROVISIONS AND OILMAN'S STORES value	—	—	—	—	—	£ 1,733	£ 1,556	£ 272	£ 1,427	£ 7,155
SEEDS—										
Essential . . . . . tons	13	2	15	14	8	414	87	846	699	664
Vegetable, non-essential—										
Groundnuts . . . . . "	88	62	100	49	19	982	645	1,541	1,610	619
Sesamum (til or jinjili) . . . . . "	537	179	168	509	171	3,642	2,829	3,140	20,574	6,006
Other sorts . . . . . "	4	2	1	2	4	6	51	47	94	144
Total non-essential . . . . . "	625	243	269	560	194	9,629	3,525	4,728	22,278	6,771
Other than oil seeds . . . . . "	2	..	..	..	..	49	..	..	36	14
Total Seeds . . . . . "	640	245	284	574	202	10,092	3,612	5,074	23,015	7,449
SPICES—										
Cardamoms . . . . . cwts	173	1,179	870	442	92	2,256	11,291	4,261	5,990	1,022
Chillies . . . . . "	98	61	49	375	54	134	87	146	1,308	236
Ginger . . . . . "	2,842	174	1,243	968	2,092	4,136	244	1,951	2,166	5,964
Pepper . . . . . "	1,153	710	1,506	2,236	972	3,419	2,192	4,662	10,106	3,251
Other sorts . . . . . "	19	18	..	36	17	23	17	..	172	78
Total Spices . . . . . "	4,285	2,142	3,370	4,157	3,227	9,970	13,831	11,020	20,732	10,728
SUGAR—										
Sugar, 15 Dutch standard and above . . . . . tons	105	41	68	79	22	2,969	1,120	1,942	4,634	2,148
Sugar, 15 Dutch standard and below . . . . . "	818	115	84	43	646	10,676	1,261	1,066	1,124	23,277
Confectionery . . . . . "	..	..	..	7	1	67	..	3	846	124
Total Sugar . . . . . "	923	156	152	124	669	13,732	2,391	3,011	6,614	25,549
TALLOW AND STEARINE (INCLUDING GREASE AND ANIMAL FAT) cwts	1,343	1,167	1,434	426	1,934	2,491	2,115	2,697	11,351	7,708
TEA, BLACK . . . . . lbs	204,477	1,676,223	857,946	1,216,408	1,435,208	14,924	75,883	47,519	88,613	68,304

Values have been converted at the rate of £10=£1 for 1919-20 and 1920-21, and £15=£1 for earlier years

No. 13—continued  
OTHER NATIVE STATES IN ARABIA—continued  
EXPORTS THERETO—continued

INDIAN MERCHANDISE—concluded

ARTICLES	QUANTITY					VALUE				
	1916-17	1917-18	1918-19	1919-20	1920-21	1916-17	1917-18	1918-19	1919-20	1920-21
<b>TEXTILES—</b>										
<b>Cotton—</b>						£	£	£	£	£
Raw . . . . . tons	5	9	8	9	4	202	566	813	518	392
Waste(s) . . . . . "	—	—	1,172	1,208	161	—	—	2,233	2,005	251
Twist and yarn . . . . . lbs	1,193,612	262,600	163,212	37,500	53,747	42,206	11,171	12,417	4,427	6,202
<b>Manufactures—</b>										
Handkerchiefs and Shawls in the piece . . . . . no.	804	4,800	6,452	76,510	13,200	33	185	396	2,973	1,640
<b>Piece goods—</b>										
Grey (unbleached) . . . . . yards	2,723,611	549,330	193,769	335,940	282,280	29,427	7,717	4,803	12,701	13,747
White (bleached) . . . . . "	17,000	10,400	760	72	36,140	299	213	35	15	2,470
Coloured, printed, or dyed . . . . . "	4,059,291	3,198,005	1,079,759	3,895,443	917,560	68,600	63,463	29,503	159,205	44,068
<b>Total Piece goods . . . . . "</b>	<b>6,799,902</b>	<b>3,758,335</b>	<b>1,274,279</b>	<b>4,221,455</b>	<b>1,235,980</b>	<b>93,326</b>	<b>71,393</b>	<b>34,341</b>	<b>171,921</b>	<b>60,305</b>
Thread, sewing . . . . . lbs	7,851	1,884	2,523	11,882	6,194	747	171	228	2,650	977
Other sorts of manufactures . . . . . value	—	—	—	—	—	686	782	937	5,275	2,554
<b>Total cotton manufactures (including twist and yarn) . . . . . "</b>	<b>—</b>	<b>—</b>	<b>—</b>	<b>—</b>	<b>—</b>	<b>136,908</b>	<b>83,702</b>	<b>43,319</b>	<b>187,246</b>	<b>71,678</b>
Jute manufactures . . . . . "	—	—	—	—	—	408	829	443	2,165	1,230
<b>TOBACCO—</b>										
Unmanufactured . . . . . lbs	129,073	150,609	89,502	141,008	64,297	2,132	2,966	1,512	4,734	1,759
Manufactured . . . . . "	8,959	2,726	340	47,463	—	184	170	61	2,439	—
<b>TOTAL . . . . . "</b>	<b>138,032</b>	<b>153,335</b>	<b>89,842</b>	<b>188,471</b>	<b>64,297</b>	<b>2,316</b>	<b>2,836</b>	<b>1,573</b>	<b>7,223</b>	<b>1,759</b>
<b>WOOD AND TIMBER—</b>										
Timber, other than railway sleepers—										
Teak wood . . . . . cubic tons	410	137	532	324	145	2,029	753	2,826	1,997	1,022
Other timber . . . . . "	934	395	1,518	1,551	929	2,865	1,221	4,793	8,801	7,704
Wood—										
Firewood . . . . . tons	108	33	1,403	869	957	132	51	2,065	2,191	2,134
Ornamental wood . . . . . value	—	—	—	—	—	128	3	—	278	79
Manufactures of wood, other than furniture and cabinet ware . . . . . "	—	—	—	—	—	223	83	146	843	487
<b>Total Wood and timber . . . . . "</b>	<b>—</b>	<b>—</b>	<b>—</b>	<b>—</b>	<b>—</b>	<b>5,377</b>	<b>2,111</b>	<b>9,830</b>	<b>14,110</b>	<b>11,406</b>
<b>ALL OTHER ARTICLES OF MERCHANDISE . . . . . "</b>	<b>—</b>	<b>—</b>	<b>—</b>	<b>—</b>	<b>—</b>	<b>1,907</b>	<b>5,013</b>	<b>4,209</b>	<b>4,849</b>	<b>4,269</b>
<b>GRAND TOTAL . . . . . "</b>	<b>—</b>	<b>—</b>	<b>—</b>	<b>—</b>	<b>—</b>	<b>490,702</b>	<b>629,592</b>	<b>325,703</b>	<b>658,418</b>	<b>850,639</b>

EXPORTS THERETO

FOREIGN MERCHANDISE

ARTICLES	QUANTITY					VALUE				
	1916-17	1917-18	1918-19	1919-20	1920-21	1916-17	1917-18	1918-19	1919-20	1920-21
<b>APPAREL (INCLUDING DRAPERY, UNIFORMS, ACCOUTREMENTS, BUT EXCLUDING HOSIERY AND BOOTS AND SHOES) . . . . . value</b>	—	—	—	—	—	5,986	2,397	2,234	31,690	9,263
<b>BUILDING AND ENGINEERING MATERIALS . . . . . "</b>	—	—	—	—	—	546	162	604	1,462	586
<b>CHEMICALS AND CHEMICAL PREPARATIONS (EXCLUDING CHEMICAL MANURES AND MEDICINES) . . . . . "</b>	—	—	—	—	—	1,444	213	254	1,908	303
<b>COFFEE . . . . . cwt</b>	—	—	—	689	365	—	—	—	3,119	1,656
<b>CUTLERY . . . . . value</b>	—	—	—	—	—	34	21	82	1,738	439
<b>DRUGS AND MEDICINES (EXCLUDING CHEMICALS AND NARCOTICS) . . . . . "</b>	—	—	—	—	—	571	154	586	1,346	1,536
<b>DYEING AND TANNING SUBSTANCES . . . . . "</b>	—	—	—	—	—	4	71	73	667	1,357

NOTE.—The sterling figures have been converted at the rate of R10=£1 for 1919-20 and 1920-21, and R15=£1 for earlier years  
(a) Separately recorded from December, 1918

No. 13—continued

## OTHER NATIVE STATES IN ARABIA—concluded

EXPORTS THERETO—concluded

## FOREIGN MERCHANDISE—continued

ARTICLES	QUANTITY					VALUE				
	1916-17	1917-18	1918-19	1919-20	1920-21	1916-17	1917-18	1918-19	1919-20	1920-21
ARTHWARE AND PORCELAIN (EXCLUDING PIPES OF BATHENWARE) . . . value	—	—	—	—	—	1,113	1,337	616	5,929	1,030
FRUITS AND VEGETABLES . . .	—	—	—	—	—	—	215	378	554	9
GLASS AND GLASSWARE . . .	—	—	—	—	—	896	1,076	888	5,323	2,023
GRAIN, PULSE, AND FLOUR tons	1	1	..	72	..	10	11	..	799	..
GUMS AND RESINS . . . cwts	81	89	164	437	59	112	175	274	1,917	239
IRONWARE (INCLUDING CUTLERY AND ELECTROPLATED WARE) . . . value	—	—	—	—	—	1,592	285	1,491	11,335	2,659
MACHINERY AND MILL WORK . . .	—	—	—	—	—	4	12	80	1,016	348
MATCHES . . . gross of boxes	32,270	22,250	33,373	135,910	2,053	2,389	3,143	4,016	24,147	410
METALS AND ORES—										
Copper . . . cwts	..	..	487	455	238	..	..	4,459	6,747	2,048
Iron or steel . . . tons	62	42	45	51	25	2,093	1,626	2,107	2,308	1,199
Tin . . . cwts	177	..	..	119	2	1,590	..	..	2,409	25
Others . . . tons	..	..	..	29	5	55	14	5	1,932	988
TOTAL METALS AND ORES . . .	101	42	69	114	42	4,338	1,640	6,571	14,540	4,380
MILK . . . gals.	125,029	254	10	88,475	9,047	6,158	42	5	7,550	1,087
PAPER AND PAPERBOARD . . . value	—	—	—	—	—	515	351	221	673	2,548
PRECIOUS STONES AND PEARLS, UNSET . . .	—	—	—	—	—	200	687	..	..	300
PROVISIONS AND OILMAN'S STORES . . .	—	—	—	—	—	227	316	600	1,125	659
SHEDS AND COVERINGS . . .	—	—	—	—	—	..	..	18	1,088	..
SOAP . . . cwts	181	195	101	1,581	6	232	244	186	4,812	42
STATIONERY (excluding paper) . . . value	—	—	—	—	—	257	160	85	672	389
UGAR—										
Sugar, 16 Dutch standard and above . . . tons	1,640	2,130	1,455	1,163	1,050	39,098	55,145	36,461	64,507	79,454
Confectionery . . .	..	2	6	6	3	27	115	220	701	455
WAX, BLACK . . . lbs	11,918	6,500	..	87,280	4,755	592	433	..	5,660	417
YARN—										
Twist and yarn . . .	2,040	..	2,474	..	..	108	..	160	..	..
Manufactures—										
Handkerchiefs and Shawls in the piece . . . no.	22,872	49,684	6,542	5,254	15,036	901	2,892	648	632	2,040
Piece goods—										
Grey (unbleached) yards	1,063,323	2,012,200	1,176,600	1,632,800	1,466,208	19,509	40,258	41,208	89,816	86,138
White (bleached) . . .	1,109,609	733,155	569,120	956,389	821,522	14,991	14,285	19,470	51,094	14,830
Coloured, printed, or dyed . . .	2,337,688	1,202,559	871,324	589,247	241,474	35,925	25,392	22,203	29,188	11,549
Felts of all descriptions . . .	200	..	..	..	..	3	..	..	..	..
Total Piece goods . . .	4,510,720	3,947,914	2,617,044	3,178,436	2,029,202	70,438	79,935	82,881	169,692	114,665
Other sorts of manufactures . . . value	—	—	—	—	—	437	358	300	1,771	137
Total Cotton manufactures (including twist and yarn) . . .	—	—	—	—	—	71,854	83,185	83,489	171,097	116,782
HABERDASHERY AND MILLINERY . . .	—	—	—	—	—	25	22	..	25	959
WOOD AND TIMBER . . .	—	—	—	—	—	598	40	923	1,857	118
ALL OTHER ARTICLES OF MERCHANDISE . . .	—	—	—	—	—	1,512	954	1,017	12,156	16,168
GRAND TOTAL . . .	—	—	—	—	—	139,470	153,191	141,232	289,123	247,213
INDIAN TOTAL OF FOREIGN MERCHANDISE . . . value	—	—	—	—	—	680,172	782,789	455,936	1,085,571	1,097,862

.. have been converted at the rate of R10=£1 for 1919-20 and 1920-21, and R15=£1 for earlier years

No. 13—continued  
BAHREIN ISLANDS  
IMPORTS THEREFROM

ARTICLES	QUANTITY					VALUE				
	1916-17	1917-18	1918-19	1919-20	1920-21	1916-17	1917-18	1918-19	1919-20	1920-21
<b>FRUITS AND VEGETABLES—</b>						£	£	£	£	£
Fruits and vegetables: dried, salted, or preserved, not being canned or bottled—										
Dates . . . . . tons	1,229	1,354	362	182	308	11,894	13,332	4,629	3,737	7,949
HIDES AND SKINS, RAW } tons	21	9	9	2	20	1,293	666	893	225	2,223
FRANCIOUS STONES AND PEARLS, UNSET . . . value	=16,936	=9,200	=7,840	=3,000	=20,400					
TEXTILES—										
Cotton—										
Manufactures—										
Woolen goods—										
Coloured, printed, or dyed . . . yards	11,799	12,971	22,819	22,724	32,400	384	71	659	1,666	1,016
ARTICLES IMPORTED BY POST . . . value	—	—	—	—	—	195	228	329	201	154
ALL OTHER ARTICLES OF MERCHANDISE . . . "	—	—	—	—	—	1,709	1,627	634	3,542	3,970
<b>GRAND TOTAL . . . "</b>	—	—	—	—	—	230,902	330,204	193,517	329,671	335,862

EXPORTS THERETO

INDIAN MERCHANDISE

ARTICLES	QUANTITY					VALUE				
	1916-17	1917-18	1918-19	1919-20	1920-21	1916-17	1917-18	1918-19	1919-20	1920-21
<b>APPAREL (INCLUDING DRESSING, UNIFORMS, AND ACCOUTREMENTS, BUT EXCLUDING HOSIERY AND BOOTS AND SHOES) . . . value</b>	—	—	—	—	—	185	249	3,077	2,063	328
BOOKS, PRINTED, AND PRINTED MATTER (NOT BEING STATIONERY) INCLUDING MAPS AND CHARTS . . . cwt	47	21	45	52	72	240	154	599	598	1,197
BOOTS AND SHOES . . . pairs	2,478	4,368	9,899	32,420	6,340	215	345	739	4,383	1,251
CANDLES OF ALL KINDS . . . lbs	15,497	27,603	16,230	35,350	1,422	410	881	592	1,507	60
CARRIAGES AND CARTS (EXCLUDING RAILWAY CARRIAGES AND PARTS THEREOF) . . . value	—	—	—	—	—	4	85	213	731	625
CHEMICALS AND CHEMICAL PREPARATIONS (EXCLUDING CHEMICAL MANURES AND MEDICINES) . . . "	—	—	—	—	—	983	4	125	505	224
COFFEE . . . . . cwt	17,741	20,247	17,213	9,658	22,081	65,214	76,447	68,428	65,292	135,376
CORP. MANUFACTURED (EXCLUDING ROPE) . . . tons	192	212	190	314	201	2,071	2,525	1,998	6,320	4,310
CORDAGE AND ROPE OF VEGETABLE FIBRE (EXCLUDING JUTE AND COTTON) . . . cwt	6,788	1,729	2,438	4,420	1,984	4,187	1,189	1,198	4,877	2,567
DRUGS AND MEDICINES . . . value	—	—	—	—	—	887	948	1,461	3,066	680
<b>DYEING AND TANNING SUBSTANCES—</b>										
Turmeric . . . . . cwt	1,996	1,903	1,657	309	652	2,012	2,259	2,110	776	1,937
Other sorts . . . . . "	—	—	15	7	—	8	—	64	182	—
Total dyeing and tanning substances . . . "	1,996	1,903	1,672	316	652	2,020	2,259	2,174	958	1,937
FODDER, BRAN, AND POLLARDS (EXCLUDING CIL-CAKE) . . . value	—	—	—	—	—	824	400	376	2,436	1,950
<b>FRUITS AND VEGETABLES—</b>										
<b>FRESH VEGETABLES—</b>										
Onions . . . . . cwt	1,343	570	—	1,560	138	856	218	—	1,309	80
Fruits and Vegetables: dried, salted, or preserved . . . tons	289	17	234	122	153	3,132	196	2,100	1,878	2,922
Other sorts . . . . . value	—	—	—	—	—	522	68	148	923	1,285
<b>TOTAL FRUITS AND VEGETABLES . . . "</b>	—	—	—	—	—	4,510	481	2,248	3,604	4,287
FURNITURE AND CANNED-WARE . . . "	—	—	—	—	—	312	286	339	1,306	689
GLASS AND GLASSWARE . . . "	—	—	—	—	—	102	141	39	1,045	86

NOTE.—The sterling figures have been converted at the rate of R10=£1 for 1919-20 and 1920-21, and R15=£1 for earlier years.

No. 13—continued  
BAHREIN ISLANDS—continued  
EXPORTS THEREOF—continued

INDIAN MERCHANDISE—continued

ARTICLES	QUANTITY					VALUE				
	1916-17	1917-18	1918-19	1919-20	1920-21	1916-17	1917-18	1918-19	1919-20	1920-21
<b>GRAIN, PULSE, AND FLOUR—</b>										
Barley tons	184	512	85	4	150	1,340	2,591	329	70	2,044
<b>Pulse—</b>										
Gram "	53	102	100	73	48	431	829	909	1,451	1,032
Lentils (a) "			23		25			309	8	311
Other sorts (b) "	97	187	58	35	18	1,104	1,808	733	721	418
Total pulse "	150	289	181	108	91	1,635	2,432	2,101	2,175	2,259
Rice not in the husk—										
Cleaned rice (c) "				9,757	2,532				237,518	77,121
Broken cleaned rice (c) "					114					1,964
Other sorts (c) "				3,243	25,650				77,989	600,374
Total Rice, not in the husk "	22,722	20,964	20,931	13,005	20,596	240,098	227,049	278,106	315,507	679,359
Wheat "	1,985	3,243	1,212	2,407	1,453	17,164	31,971	16,306	54,194	26,513
flour "	373	309	280	777	1,090	4,072	3,854	4,756	21,019	24,503
Other sorts "	3	1	1	6	2	31	12	8	23	50
Total grain, pulse, and flour "	25,417	25,273	22,641	16,307	22,282	264,290	263,010	300,004	392,987	739,733
<b>HARDWARE AND CUTLERY (INCLUDING PLATED WARE) value</b>						573	230	954	6,611	4,966
<b>LEATHER—</b>										
Hides, tanned or dressed—										
Buffalo hides tons			19					2,030		
			3,837							
<b>METAL AND ORES—</b>										
Copper, wrought cwt	6	1	75	180	86	40	7	593	2,026	1,094
Iron or steel tons	13	19	27	68	45	506	643	1,221	4,605	2,675
Other metals cwt			2	142	187	10		17	4,426	5,209
Total Metals and Ores tons	18	19	31	84	58	556	650	1,831	12,057	8,978
<b>Oils—</b>										
Animal gals	400	5,570	38,921	100,129	16,917	13	298	1,639	9,166	1,263
Vegetable Non-essential—										
Coconut "	6,760	94	575	87	2,925	886	9	61	37	893
Sesamum (tl or jinjil) "	6,797	1,872	1,119	970	3,085	924	296	217	360	1,129
Other kinds "	1,566	6,131	2,576	2,286	1,699	246	683	420	664	455
Total Oils "	15,523	12,667	38,191	103,472	24,636	2,079	1,291	2,347	10,327	3,774
<b>PROVISIONS AND OILMAN'S STORES—</b>										
Ghl cwt	485	152	203	27	606	2,526	640	1,007	197	5,914
Other sorts of provisions value						489	292	425	964	826
Total provisions and oilman's stores "						3,025	932	1,432	1,161	6,640
<b>RUBBER, MANUFACTURES "</b>							598			
<b>SEEDS—</b>										
Essential tons	8	6	6	5	6	229	255	221	390	664
Non-essential—										
Copra or coconut kernel "	5	13	47	31	19	291	513	1,948	2,067	1,703
Groundnuts "	99	49	27	21	16	1,232	592	442	711	545
Sesamum (tl or jinjil) "	24	26	42	39	47	515	326	1,153	1,663	1,376
Others "						1			1	5
Total non-essential seeds "	141	88	117	91	82	2,040	1,446	2,553	4,441	4,127
Other than oilseeds "			1	1	1	6		31	96	143
Total seeds "	149	94	124	97	91	2,275	1,701	2,606	4,927	4,935

NOTE.—The sterling figures have been converted at the rate of £10=£1 for 1919-20 and 1920-21, and £15=£1 for earlier years.  
(a) Separately recorded from April, 1918  
(b) Includes "Beans and Lentils" prior to 1918



No. 13—continued  
 BAHREIN ISLANDS—continued  
 EXPORTS THEREOF—continued

INDIAN MERCHANDISE—concluded

ARTICLES	QUANTITY					VALUE				
	1916-17	1917-18	1918-19	1919-20	1920-21	1916-17	1917-18	1918-19	1919-20	1920-21
						£	£	£	£	£
<b>SPICES—</b>										
Cardamoms . . . cwt	343	1,319	848	343	686	4,408	13,793	6,802	5,599	12,066
Chilies . . . "	78	8	34	4,707	11	114	10	131	16,167	50
Ginger . . . "	197	218	214	393	106	311	417	414	1,311	413
Pepper . . . "	2,620	1,894	2,609	1,729	2,473	11,309	5,430	7,758	10,557	12,772
Other sorts . . . "	7	5	6	6	12	11	8	11	39	40
<b>TOTAL SPICES</b> . . . "	<b>4,245</b>	<b>3,444</b>	<b>3,781</b>	<b>7,268</b>	<b>3,270</b>	<b>16,153</b>	<b>19,658</b>	<b>15,116</b>	<b>33,673</b>	<b>25,341</b>
<b>SUGAR</b> . . . tons	47	58	52	21	26	1,348	1,913	1,969	1,739	2,909
<b>TALLOW AND STEARINE (INCLUDING GREASE AND ANIMAL FAT)</b> . . . cwt	2,953	2,337	892	1,417	2,916	4,547	4,425	1,955	5,743	13,097
<b>TEA, BLACK</b> . . . lbs	126,562	581,791	659,056	435,797	709,182	6,858	27,918	30,263	30,015	40,801
<b>TEXTILES—</b>										
<b>Cotton—</b>										
Raw . . . tons	7	29	15	60	28	273	1,932	797	5,651	1,852
Waste (a) . . . cwt	—	—	71	2,621	989	—	—	363	7,343	2,291
Twist and yarn . . . lbs	261,000	96,100	114,300	176,100	300,600	7,957	3,905	7,955	18,760	23,088
<b>Manufactures—</b>										
Handkerchiefs and shawls in the piece . . . no.	5,310	1,060	1,321	40,076	7,180	134	71	93	4,855	1,060
<b>Piece goods—</b>										
Grey (unbleached) . . . yards	3,625,198	1,574,715	529,212	877,654	309,870	40,569	26,211	15,491	31,382	17,517
White (bleached) . . . "	5,750	14,430	41,765	91,080	5,400	91	218	3,076	4,513	330
Coloured, printed, or dyed . . . "	3,210,501	3,599,318	1,747,288	2,811,274	1,640,340	50,380	85,028	50,802	122,339	92,098
<b>Total piece goods</b> . . . "	<b>6,841,449</b>	<b>5,188,463</b>	<b>2,318,265</b>	<b>3,780,008</b>	<b>1,955,610</b>	<b>91,040</b>	<b>111,457</b>	<b>69,369</b>	<b>158,234</b>	<b>109,945</b>
Thread, sewing . . . lbs	14,872	9,425	10,973	14,458	3,950	1,188	455	1,172	2,370	747
Other sorts of manufactures . . . value	—	—	—	—	—	497	594	355	2,356	2,005
<b>Total Cotton manufactures (including twist and yarn)</b> . . . "	<b>—</b>	<b>—</b>	<b>—</b>	<b>—</b>	<b>—</b>	<b>100,816</b>	<b>116,482</b>	<b>78,949</b>	<b>186,625</b>	<b>141,935</b>
<b>Jute—</b>										
Manufactures . . . "	—	—	—	—	—	408	325	511	885	588
<b>Silk—</b>										
<b>Manufactures—</b>										
Goods of silk mixed with other materials yards	—	—	425	8,000	—	—	—	106	970	—
Piece goods . . . "	105	1,205	460	3,240	580	8	111	56	399	120
Other sorts . . . lbs	300	—	—	—	—	—	120	—	—	—
<b>Total silk manufactures value</b> . . . "	<b>—</b>	<b>—</b>	<b>—</b>	<b>—</b>	<b>—</b>	<b>8</b>	<b>231</b>	<b>162</b>	<b>1,369</b>	<b>120</b>
<b>TOBACCO</b> . . . lbs	66,324	29,474	75,879	146,956	40,430	1,655	920	1,541	5,192	1,111
<b>WOOD AND TIMBER—</b>										
<b>Timber, other than railway sleepers—</b>										
Teakwood . . . cubic tons	70	—	292	372	182	448	—	1,457	4,034	2,041
Other timber . . . "	163	14	475	517	310	541	47	1,140	2,887	2,197
<b>Wood—</b>										
Firewood . . . tons	1	1	807	1,383	562	2	2	1,305	2,739	1,191
Ornamental wood . . . value	—	—	—	—	—	100	137	664	710	18
Manufactures of wood other than furniture and cabinetwork . . . "	—	—	—	—	—	29	67	150	1,814	499
<b>ALL OTHER ARTICLES OF MERCHANDISE</b> . . . "	<b>—</b>	<b>—</b>	<b>—</b>	<b>—</b>	<b>—</b>	<b>3,019</b>	<b>5,799</b>	<b>6,330</b>	<b>12,838</b>	<b>9,728</b>
<b>GRAND TOTAL</b> . . . "	<b>—</b>	<b>—</b>	<b>—</b>	<b>—</b>	<b>—</b>	<b>491,865</b>	<b>540,512</b>	<b>539,411</b>	<b>829,818</b>	<b>1,169,031</b>

NOTE.—The sterling figures have been converted at the rate of Rs. 10 = £1 for 1916-17 and 1920-21 and Rs. 10 = £1 for 1917-18, 1918-19 and 1919-20.

No. 13—continued  
 BAHREIN ISLANDS—continued  
 EXPORTS THERE TO—continued

ARTICLES	QUANTITY					VALUE				
	1916-17	1917-18	1918-19	1919-20	1920-21	1916-17	1917-18	1918-19	1919-20	1920-21
						£	£	£	£	£
APPAREL (INCLUDING DEAPERY, UNIFORMS, ACCOUTREMENTS, BUT EXCLUDING HOSIERY AND BOOTS AND SHOES) value	—	—	—	—	—	718	340	10,536	25,755	14,930
BUILDING AND ENGINEERING MATERIALS	—	—	—	—	—	238	717	683	1,400	781
CARRIAGES AND CART (EXCLUDING RAILWAY CARRIAGES), AND PARTS THEREOF	—	—	—	—	—	33	80	13	673	535
CHEMICALS AND CHEMICAL PREPARATIONS (EXCLUDING CHEMICAL MANURES AND MEDICINES)	—	—	—	—	—	725	183	1,286	2,627	1,556
COFFEE cwt	371	—	—	1,203	518	1,487	—	—	6,097	2,317
CORDAGE AND ROPE OF VEGETABLE FIBRE (EXCLUDING JUTE AND COTTON)	—	—	—	82	22	—	—	—	677	241
CUTLERY value	—	—	—	—	—	18	25	131	1,453	858
DRUGS AND MEDICINES (EXCLUDING CHEMICALS AND NARCOTICS)	—	—	—	—	—	621	679	904	2,016	1,828
DYEING AND TANNING SUBSTANCES—										
Dyes obtained from Coal tar—										
Aniline lbs	—	—	—	300	100	—	—	—	360	30
Saffron	1,437	228	835	2,181	527	1,094	193	1,051	3,973	701
Other sorts value	—	—	—	—	—	—	—	9	—	27
TOTAL DYEING AND TANNING SUBSTANCES	—	—	—	—	—	1,094	193	1,060	4,333	758
EARTHENWARE AND PORCELAIN (EXCLUDING PIPES OF EARTHENWARE)	—	—	—	—	—	1,257	1,006	1,745	4,457	1,441
FRUITS AND VEGETABLES	—	—	—	—	—	57	208	71	1,257	681
GLASS AND GLASSWARE	—	—	—	—	—	562	908	1,975	4,194	2,699
GRAIN, PULSE, AND FLOUR—										
Rice, not in the husk tons	8	—	—	—	—	107	—	—	—	—
Other sorts	—	—	—	81	—	—	—	—	1,845	—
GUMS AND RESINS cwt	303	101	335	349	120	417	223	663	1,482	623
HARDWARE (EXCLUDING CUTLERY AND ELECTROPLATED WARE) value	—	—	—	—	—	1,704	463	2,799	14,122	7,449
MACHINERY AND MILLWORK	—	—	—	—	—	—	—	—	156	2,320
MATCHES gross of boxes	24,050	21,830	23,850	35,545	6,950	1,582	2,360	2,562	5,992	1,317
MATS AND MATTINGS sq. yds.	2,990	800	3,767	12,655	550	137	44	133	1,803	73
METALS AND ORES—										
Brass, Bronze, and similar alloys, wrought cwt	—	—	—	60	6	—	—	—	704	68
Copper	—	—	25	1,170	616	—	—	198	13,992	6,219
Iron or steel tons	49	11	27	126	168	1,778	560	1,643	8,092	9,743
Quick Silver lbs	—	—	—	1,375	235	—	—	—	740	101
Tin cwt	46	77	60	341	24	499	981	803	7,225	430
Others tons	—	—	—	5	7	39	—	—	960	1,736
Total Metals and Ores	51	16	81	210	207	2,316	1,491	2,604	21,798	18,342
OILS gals	1,568	1,514	731	85,084	20,044	272	136	123	3,463	2,496
PAINTS AND PAINTERS' MATERIALS—										
Paints and Colours cat	20	6	4	74	112	46	17	17	499	644
PAPER AND PASTE BOARD value	—	—	—	—	—	223	329	323	1,199	644
PERFUMERY (not being PERFUMED SPIRITS)	—	—	—	—	—	10	33	33	762	642
PRECIOUS STONES AND PEARLS, UNSET	—	—	—	—	—	4,967	2,533	—	9,450	7,710
PROVISIONS AND OILMAN'S STORES cwt	135	672	1,012	2,109	1,048	349	687	1,303	5,123	2,616
SOAP	580	524	367	1,489	193	794	1,066	730	5,062	676
SPICES	237	117	181	83	118	724	196	764	663	679
STATIONERY (EXCLUDING PAPER) value	—	—	—	—	—	119	90	106	1,421	664
SUGAR—										
Sugar, 16 Dutch standard and above tons	776	1,520	851	846	1,103	18,756	39,485	21,555	58,454	25,439
Confectionery	5	—	—	3	15	252	13	—	323	323
TBA, BLACK lbs	13,432	2,373	11,289	7,443	100	697	153	726	744	20

NOTE.—The sterling figures have been converted at the rate of £10=£1 for 1919-20 and 1920-21, and £15=£1 for earlier years

BAHREIN ISLANDS—concluded

EXPORTS THERETO—concluded

FOREIGN MERCHANDISE—continued

ARTICLES	QUANTITY					VALUE				
	1916-17	1917-18	1918-19	1919-20	1920-21	1916-17	1917-18	1918-19	1919-20	1920-21
						£	£	£	£	£
<b>TEXTILES—</b>										
<b>Cotton—</b>										
<b>Manufactures—</b>										
Handkerchiefs and shawls in the piece . no.	40,887	14,647	103,108	16,252	71,519	1,772	525	9,324	3,164	10,476
Hosiery . . . value	—	—	—	—	—	403	534	180	1,800	866
<b>Piece goods—</b>										
Grey (unbleached) yards	2,404,040	1,869,665	3,061,780	1,462,800	2,174,010	44,693	30,890	134,334	75,568	127,436
White (bleached) . "	1,540,696	794,300	768,033	2,175,705	547,388	20,369	15,731	22,431	114,653	29,245
Coloured, printed, or dyed . "	3,949,235	4,211,497	1,780,892	3,337,552	2,185,460	58,559	79,824	47,658	150,428	111,823
Fents of all descriptions . "	5,111	8,750	..	..	..	35	164	..	..	..
Total piece goods . "	7,899,132	6,384,203	6,510,705	6,976,147	4,906,858	123,656	126,159	204,423	340,649	268,504
Other sorts of manufactures . value	—	—	—	—	—	391	134	105	1,031	723
Total Cotton manufactures (including twist and yarn) . "	—	—	—	—	—	126,222	127,362	214,041	346,653	280,574
Haberdashery and Millinery . . "	—	—	—	—	—	32	67	393	60	3,162
<b>Silk—</b>										
Raw . . . lbs	1,036	270	5,235	3,020	..	284	160	1,663	1,525	..
Manufactures . . value	—	—	—	—	—	622	287	2,700	5,463	1,800
Woolen manufactures . "	—	—	—	—	—	235	276	544	8,067	710
<b>TOBACCO, UNMANUFACTURED</b> . . lbs	..	..	..	..	18,473	..	..	..	..	1,849
<b>TOBACCO, MANUFACTURED</b> . "	4,560	2,160	1,070	5,403	11,364	477	234	290	1,449	3,339
<b>TOYS AND REQUISITES FOR GAMES AND SPORTS INCLUDING FISHING TACKLE (OTHER THAN FIREARMS)</b> value	—	—	—	—	—	89	13	103	1,250	246
<b>UMBRELLA (INCLUDING PARASOLS AND SUNSHADES)</b> . . no.	136	860	1,186	3,064	..	9	34	180	894	..
<b>ALL OTHER ARTICLES OF MERCHANDISE</b> . . value	—	—	—	—	—	794	319	467	2,302	2,087
<b>GRAND TOTAL</b> . "	—	—	—	—	—	168,046	183,470	283,334	553,359	455,855
<b>GRAND TOTAL OF INDIAN AND FOREIGN MERCHANDISE</b> . "	—	—	—	—	—	660,811	723,962	822,745	1,383,177	1,624,686

PERSIA

IMPORTS THEREFROM

ARTICLES	QUANTITY					VALUE				
	1916-17	1917-18	1918-19	1919-20	1920-21	1916-17	1917-18	1918-19	1919-20	1920-21
						£	£	£	£	£
<b>CYCLES (OTHER THAN MOTOR CYCLES) AND PARTS THEREOF AND ACCESSORIES—</b> value	—	—	—	—	—	..	..	2,018	..	..
<b>DRUGS AND MEDICINES (excluding CHEMICALS AND NARCOTICS)—</b>										
Anaesthida . . . cwts	6,367	3,798	1,066	3,348	5,866	23,602	27,600	9,582	30,745	41,550
Other sorts of drugs and medicines . . value	—	—	—	—	—	8,627	4,577	10,803	12,401	16,160
Total Drugs and Medicines . "	—	—	—	—	—	32,229	32,177	20,385	43,146	57,710
<b>DYEING AND TANNING SUBSTANCES</b> . . "	—	—	—	—	—	19,227	17,346	6,606	643	1,234

NOTE.—The figures have been converted at the rate of R10=£1 for 1919-20 and 1920-21, and R15=£1 for earlier years

No 13—continued  
PERSIA—continued  
IMPORTS THEREFROM—continued

ARTICLES	QUANTITY					VALUE				
	1916-17	1917-18	1918-19	1919-20	1920-21	1916-17	1917-18	1918-19	1919-20	1920-21
<b>FISH (excluding CANNED FISH)—</b>						£	£	£	£	£
Fish, dry, unsalted . cwt	482	1,622	1,386	787	1,008	294	337	614	636	1,054
.. .. salted .. ..	1,071	1,614	1,031	171	200	607	1,110	743	138	164
Fishmaws and sharkfins ..	206	290	351	697	1,168	435	996	988	2,297	4,178
Other sorts .. ..	..	..	..	..	87	..	..	..	..	25
<b>Total Fish (excluding canned fish)</b>	<b>1,769</b>	<b>3,526</b>	<b>2,768</b>	<b>1,555</b>	<b>2,013</b>	<b>1,416</b>	<b>2,493</b>	<b>2,343</b>	<b>3,069</b>	<b>5,421</b>
<b>FRUITS AND VEGETABLES—</b>										
Fresh fruits and vegetables value	—	—	—	—	—	3	..	..	..	2
Fruits and vegetables: dried, salted, or preserved, not being canned or bottled—										
Almonds .. .. tons	741	679	375	948	839	44,874	57,003	69,261	121,466	101,669
Currents and raisins ..	451	327	326	977	637	9,047	7,554	12,390	108,129	32,791
Dates .. ..	4,447	7,476	4,835	4,725	5,415	40,909	63,835	53,157	53,092	116,021
Other sorts .. ..	192	154	103	289	147	12,973	11,188	13,208	32,307	16,899
<b>Total Fruits and Vegetables value</b>	<b>—</b>	<b>—</b>	<b>—</b>	<b>—</b>	<b>—</b>	<b>108,893</b>	<b>140,370</b>	<b>138,111</b>	<b>289,894</b>	<b>297,680</b>
<b>GUMS AND RESINS . cwt</b>	<b>9,702</b>	<b>5,233</b>	<b>11,440</b>	<b>31,355</b>	<b>16,256</b>	<b>20,629</b>	<b>8,268</b>	<b>47,207</b>	<b>133,025</b>	<b>56,513</b>
<b>HAIR AND MANUFACTURES OF HAIR—</b>										
Hair of all kinds .. ..	849	933	101	8	220	1,498	1,070	297	40	910
<b>HIDES AND SKINS, RAW—</b>										
Hides, raw .. .. tons	33	12	12	23	18	2,163	1,101	919	2,072	1,182
.. .. = no.	=8,375	=3,423	=3,339	=5,619	=2,241					
Skins, raw .. .. cwt	455	256	73	306	136	23,107	17,463	4,012	32,443	15,127
.. .. = no.	=437,012	=324,441	=65,735	=406,077	=132,124					
<b>Total Hides and Skins, raw</b>	<b>488</b>	<b>267</b>	<b>85</b>	<b>329</b>	<b>154</b>	<b>20,270</b>	<b>18,564</b>	<b>4,932</b>	<b>34,515</b>	<b>16,309</b>
<b>METALS AND ORES—</b>										
Iron or Steel .. .. tons	12	37	156	17	33	142	1,502	1,906	693	2,217
Others .. ..	2	3	1	7	1	111	240	31	925	150
<b>Total Metals (excluding ores)</b>	<b>14</b>	<b>40</b>	<b>157</b>	<b>24</b>	<b>33</b>	<b>253</b>	<b>1,742</b>	<b>2,027</b>	<b>1,618</b>	<b>2,372</b>
<b>OILS—</b>										
<b>Mineral—</b>										
Fuel oils .. .. gals.	4,372,189	6,592,047	20,623,151	20,220,553	24,514,616	43,512	63,711	267,025	323,797	408,605
Kerosene .. ..	995,860	8,599,926	2,891,701	15,631,250	3,926,060	23,320	324,154	116,713	1,146,102	292,829
Other kinds .. ..	1,005	..	..	..	..	20	..	..	..	..
<b>Total Mineral oils</b>	<b>5,369,054</b>	<b>15,191,973</b>	<b>23,514,852</b>	<b>35,851,803</b>	<b>28,440,676</b>	<b>66,852</b>	<b>387,865</b>	<b>383,738</b>	<b>1,469,999</b>	<b>671,434</b>
<b>PAINTS AND PAINTERS MATERIALS value</b>	<b>—</b>	<b>—</b>	<b>—</b>	<b>—</b>	<b>—</b>	<b>83</b>	<b>88</b>	<b>455</b>	<b>356</b>	<b>2,224</b>
<b>PERFUMERY not being PERFUMED SPIRITS</b>	<b>—</b>	<b>—</b>	<b>—</b>	<b>—</b>	<b>—</b>	<b>9,068</b>	<b>5,064</b>	<b>5,741</b>	<b>4,022</b>	<b>6,769</b>
<b>PRECIOUS STONES AND PEARLS, UNSORTED</b>	<b>—</b>	<b>—</b>	<b>—</b>	<b>—</b>	<b>—</b>	<b>10,733</b>	<b>8,473</b>	<b>1,223</b>	<b>12,450</b>	<b>77,300</b>

NOTE.—The sterling figures have been converted at the rate of £10=£1 for 1919-20 and 1920-21, and £15=£1 for earlier years

IMPORTS THEREFROM—concluded

ARTICLES	QUANTITY					VALUE				
	1916-17	1917-18	1918-19	1919-20	1920-21	1916-17	1917-18	1918-19	1919-20	1920-21
<b>PROVISIONS AND OILMAN'S STORES</b> including FISH AND FRUITS AND VEGETABLES, CANNED OR BOTTLED—						£	£	£	£	£
Gbl . . . . . cwt	279	92	13	179	11	1,290	448	53	2,614	106
Other sorts . . . . . value	—	—	—	—	—	158	126	65	164	342
<b>Total Provisions and Oilman's stores</b> . . . . .	—	—	—	—	—	1,448	574	118	2,778	448
<b>SEEDS—</b>										
Oilseeds—										
Essential . . . . . tons	122	28	58	26	21	5,954	1,316	4,253	3,281	1,565
Non-essential—										
Linseed . . . . . "	108	31	—	82	13	928	300	—	1,817	314
Other sorts . . . . . "	3	—	—	17	24	30	5	26	508	755
<b>Total Seeds</b> . . . . .	233	59	58	125	58	6,921	1,581	4,279	5,606	2,634
<b>SHELLS AND CONCHES—</b>										
Shells (chanka, sankhil, large ornamental shells, cowrie, mother-of-pearl shells, and oyster shells) . . . . . cwt	28	116	28	423	85	53	221	55	1,094	262
<b>SOAP</b> . . . . . "	—	—	—	1	401	—	—	—	8	1,237
<b>STATIONERY (including PAPERS)</b> . . . . . value	—	—	—	—	—	1,066	498	396	1,886	1,705
<b>TEXTILES—</b>										
Cotton, raw . . . . . tons	22	258	516	410	266	1,155	24,086	53,473	50,328	21,853
Cotton manufactures (including twist and yard) . . . . . value	—	—	—	—	—	206	101	1,005	5,002	3,742
Wool—										
Raw . . . . . lbs	2,852,643	2,280,641	978,476	1,061,278	716,788	107,445	78,415	41,147	58,197	24,101
Manufactures—										
Carpets and rugs . . . . . "	55,604	14,140	46,934	221,242	114,298	18,901	2,752	13,487	85,974	40,952
Other sorts . . . . . value	—	—	—	—	—	8	29	103	2,055	648
<b>Total Woolen manufactures</b> . . . . .	—	—	—	—	—	18,909	2,781	13,590	88,029	41,600
<b>TOBACCO—</b>										
Unmanufactured . . . . . lbs	88,688	126,271	131,198	721,569	607,763	1,055	4,170	10,045	82,399	74,121
Manufactured—										
Cigarettes . . . . . "	—	—	6	—	1,695	—	—	1	—	670
<b>ARTICLES IMPORTED BY POST</b> . . . . . value	—	—	—	—	—	843	2,460	557	1,186	776
<b>ALL OTHER ARTICLES OF MERCHANDISE</b> . . . . .	—	—	—	—	—	3,797	5,403	4,630	7,227	5,656
<b>GRAND TOTAL</b> . . . . .	—	—	—	—	—	464,780	735,388	745,243	2,298,961	1,344,571

EXPORTS THERETO

INDIAN MERCHANDISE

ARTICLES	QUANTITY					VALUE				
	1916-17	1917-18	1918-19	1919-20	1920-21	1916-17	1917-18	1918-19	1919-20	1920-21
<b>APPAREL (INCLUDING DRESS, UNIFORMS, AND ACCOUTREMENTS, BUT EXCLUDING HOSIERY AND BOOTS AND SHOES)</b> . . . . . value	—	—	—	—	—	335	1,619	1,365	3,478	418
<b>BOOKS PRINTED, AND PRINTED MATTER (NOT BEING STATIONERY) INCLUDING MAPS AND CHARTS</b> . . . . . cwt	190	160	157	227	258	1,256	1,243	1,610	2,846	4,154
<b>BOOTS AND SHOES</b> . . . . . pairs	2,055	3,671	7,723	27,919	13,243	200	794	1,911	8,992	4,334
<b>BUILDING AND ENGINEERING MATERIALS, OTHER THAN OF IRON, STEEL, OR WOOD</b> . . . . . value	—	—	—	—	—	113	5	6,802	4,718	1,356
<b>CARRIAGES AND CARTS (EXCLUDING RAILWAY CARRIAGES), AND PARTS THEREOF</b> . . . . . lbs	252,978	341,554	822,288	871,615	207,107	5,183	9,089	25,481	39,850	10,618
<b>CHEMICALS AND CHEMICAL PREPARATIONS (EXCLUDING CHEMICAL MANURES AND MEDICINES)</b> . . . . .	—	—	—	—	—	7	1,001	92	303	113
	—	—	—	—	—	538	476	774	944	534

NOTE.—The sterling figures have been converted at the rate of R10=£1 for 1919-20 and 1920-21, and R15=£1 for earlier years

No. 13—continued  
 PERSIA—continued  
 EXPORTS THERE TO—continued

## INDIAN MERCHANDISE—continued

ARTICLES	QUANTITY					VALUE				
	1916-17	1917-18	1918-19	1919-20	1920-21	1916-17	1917-18	1918-19	1919-20	1920-21
COAL, COKE, AND PATENT FUEL tons	149	408	745	394	1,722	£ 317	£ 1,000	£ 1,315	£ 1,504	£ 3,330
COFFEE cwts	563	630	455	312	748	2,417	2,269	1,554	2,301	4,418
ROPE, MANUFACTURED (EXCLUDING ROPE) tons	20	16	85	38	76	403	424	1,080	1,168	1,938
CORDAGE AND ROPE OF VEGETABLE FIBRE (EXCLUDING JUTE AND COTTON) "	549	317	1,243	667	740	412	249	838	959	1,909
DRUGS AND MEDICINES (EXCLUDING CHEMICALS AND NARCOTICS) value	—	—	—	—	—	4,183	614	3,039	4,004	1,883
DYING AND TANNING SUBSTANCES—										
Indigo cwts	2,412	2,591	868	611	763	89,364	99,775	17,550	23,854	33,183
Yarmeric "	1,678	16,433	8,379	1,353	1,664	2,227	21,289	12,107	2,689	3,433
Other sorts "	51	29	210	115	73	23	20	178	160	67
Total Dyeing and Tanning substances "	4,141	10,053	9,266	1,978	2,700	91,619	121,684	29,832	31,603	36,681
FRUITS AND VEGETABLES—										
Fresh fruits value	—	—	—	—	—	1,216	349	210	304	335
Fresh vegetables of all kinds "	—	—	—	—	—	2,522	1,410	908	3,303	2,033
Fruits and vegetables: dried, salted, or preserved, all sorts cwts	497	175	644	250	404	6,670	2,242	6,263	3,626	7,594
Total Fruits and vegetables value	—	—	—	—	—	10,438	4,001	7,399	7,233	10,032
FURNITURE AND CABINETWARE AND GLASSWARE "	—	—	—	—	—	1,688	2,377	2,080	7,644	10,120
	—	—	—	—	—	468	1,935	534	4,233	1,523
GRAIN, PULSE, AND FLOUR—										
Barley tons	1,463	8,809	1,169	806	423	10,120	66,973	10,337	11,736	5,588
Jawar and bajra "	23	190	—	19	2	170	1,115	4	343	24
Oats "	—	86	—	5	2	—	753	—	146	50
Pulse—										
Beans (a) "	—	—	—	1	—	—	—	—	36	—
Gram "	150	238	301	120	134	1,077	2,140	3,129	2,760	3,120
Lentils (a) "	—	—	127	102	143	—	—	1,893	2,967	4,404
Pulse other sorts (b) "	306	325	222	202	149	3,384	3,450	3,029	4,821	3,170
Total Pulse "	456	563	650	425	426	4,461	5,970	8,061	10,584	10,700
Rice not in the husk—										
Cleaned rice (c) "	—	—	—	3,493	1,404	—	—	—	90,819	37,536
Other sorts (c) "	—	—	—	949	3,639	—	—	—	21,406	32,533
Total Rice, not in the husk "	15,933	21,748	17,083	4,442	5,043	140,668	227,550	241,166	112,219	120,139
Wheat "	1,682	12,597	2,072	1,244	929	14,342	123,244	22,977	25,606	16,597
" Flour "	2,777	5,660	830	3,090	5,186	30,447	71,736	14,060	31,724	112,895
Other sorts "	8	51	2	4	1	42	393	34	90	23
Total Grain, Pulse, and Flour "	20,345	49,708	21,807	10,085	12,012	200,150	502,733	300,870	242,447	276,019
HANDWARE AND CUTLERY, INCLUDING PLATEDWARE value	—	—	—	—	—	577	415	1,098	5,052	3,333
LEATHERS—										
HIDES AND SKINS TANNED OR DRESSED—										
Cow hides tons	1	1	—	3	1	100	153	93	1,122	487
Unwrought cwts	23	2	20	307	124	212	42	297	5,005	2,250
Manufactures (excluding boots and shoes) value	—	—	—	—	—	45	68	508	962	2,461
IRONS AND STEELS—										
Copper wrought cwts	107	31	53	222	153	600	265	280	3,394	2,167
Iron or steel—										
Anchor, and cables tons	1	1	1	6	8	21	23	72	225	610
Bars and channel "	—	—	8	17	18	—	—	228	305	330
Nails, rivets, and washers "	19	20	30	20	21	597	678	1,760	1,339	1,262
Other metals and ores "	20	15	—	12	2,662	571	490	62	2,451	6,513
TOTAL METALS AND ORES "	45	36	51	66	2,707	1,989	1,494	2,302	3,727	13,497

NOTE.—The sterling figures have been converted at the rate of £10=21 for 1919-20 and 1920-21, and £15=21 for earlier years.  
 (a) Separately recorded from April, 1918  
 (b) Includes "Beans" and "Lentils" prior to April, 1918  
 (c) Separately recorded from April, 1919

INDIAN MERCHANDISE—continued

ARTICLES	QUANTITY					VALUE				
	1916-17	1917-18	1918-19	1919-20	1920-21	1916-17	1917-18	1918-19	1919-20	1920-21
<b>Oils—</b>										
ANIMAL . . . . . gals.	..	970	24,645	26,635	5,882	..	£ 107	£ 2,202	£ 3,080	£ 515
Mineral . . . . . "	35,384	816	36,178	25,206	..	2,933	38	2,868	3,507	..
Vegetable, non-essential . . . . . "	7,027	6,053	10,817	16,323	14,727	1,078	892	1,068	5,987	4,884
Other kinds . . . . . "	.. 12	4	87	12	..	31	5	29	5	..
<b>TOTAL OILS . . . . . "</b>	<b>43,023</b>	<b>7,848</b>	<b>71,677</b>	<b>68,176</b>	<b>20,609</b>	<b>4,042</b>	<b>1,042</b>	<b>7,067</b>	<b>12,879</b>	<b>5,408</b>
Opium . . . . . (chest and cwts)	..	..	..	..	20	..	..	..	..	7,417
FRAGRANCE NOT BEING PERFUMED SPIRITS . . . . . value	..	..	..	..	—29	277	314	183	632	461
<b>PROVISIONS AND OILMAN'S STORES—</b>										
Butter . . . . . cwts	68	44	78	78	130	389	236	680	1,105	1,944
Ghi . . . . . "	909	3,895	1,703	1,139	2,122	4,995	18,967	9,947	13,631	13,107
Pickles, chutnies and condiments . . . . . "	146	123	163	164	75	375	254	371	865	415
Other sorts of provisions . . . . . "	663	306	273	199	143	252	220	249	568	631
<b>Total Provisions and oilman's stores . . . . . value</b>	<b>..</b>	<b>..</b>	<b>..</b>	<b>..</b>	<b>..</b>	<b>6,011</b>	<b>19,727</b>	<b>11,247</b>	<b>15,169</b>	<b>21,181</b>
<b>SEEDS—</b>										
Copra or coconut kernel . . . . . tons	23	95	69	73	45	735	2,830	2,215	4,416	2,948
Groundnuts . . . . . "	87	45	53	53	54	1,160	604	668	1,312	1,307
Besamum (til or jinjili) . . . . . "	65	68	43	64	22	1,327	917	1,116	2,702	1,078
Others . . . . . "	21	18	44	26	12	391	542	656	648	657
<b>Total Seeds . . . . . "</b>	<b>196</b>	<b>226</b>	<b>209</b>	<b>216</b>	<b>133</b>	<b>3,613</b>	<b>4,893</b>	<b>4,655</b>	<b>9,078</b>	<b>6,080</b>
<b>SOAP . . . . . cwts</b>	<b>341</b>	<b>452</b>	<b>956</b>	<b>260</b>	<b>73</b>	<b>366</b>	<b>589</b>	<b>1,362</b>	<b>722</b>	<b>220</b>
<b>SPICES—</b>										
Cardamoms . . . . . "	252	265	308	234	180	3,146	3,040	3,195	2,610	1,910
Chillies . . . . . "	291	106	224	565	141	358	145	457	1,810	445
Ginger . . . . . "	1,025	1,659	1,276	1,168	553	1,867	2,817	2,459	3,557	1,827
Pepper . . . . . "	4,477	7,029	7,622	2,208	2,978	19,227	22,245	25,145	11,204	13,405
Other sorts . . . . . "	200	192	227	252	114	300	279	548	843	512
<b>Total Spices . . . . . "</b>	<b>6,245</b>	<b>9,251</b>	<b>9,652</b>	<b>4,427</b>	<b>3,916</b>	<b>24,893</b>	<b>28,526</b>	<b>31,804</b>	<b>20,024</b>	<b>16,099</b>
<b>STATIONERY (excluding paper) value</b>	<b>..</b>	<b>..</b>	<b>..</b>	<b>..</b>	<b>..</b>	<b>28</b>	<b>251</b>	<b>996</b>	<b>587</b>	<b>595</b>
<b>SUGAR—</b>										
sugar, 16 Dutch standard and above . . . . . tons	494	414	3,554	338	117	14,948	12,999	127,320	21,546	10,198
sugar, 16 Dutch standard and below . . . . . "	3	2	6	5	..	62	35	127	137	41
Confectionery . . . . . "	..	..	..	4	1	1	20	..	432	251
<b>Total Sugar . . . . . "</b>	<b>497</b>	<b>416</b>	<b>3,560</b>	<b>343</b>	<b>118</b>	<b>15,006</b>	<b>13,054</b>	<b>127,447</b>	<b>22,115</b>	<b>10,469</b>
<b>TALLOW AND STRAINS (INCLUDING OUBASS AND ANIMAL FAT) . . . . . cwts</b>	<b>414</b>	<b>278</b>	<b>482</b>	<b>348</b>	<b>468</b>	<b>864</b>	<b>463</b>	<b>942</b>	<b>1,173</b>	<b>1,061</b>
<b>TEA, BLACK . . . . . lbs</b>	<b>1,262,809</b>	<b>3,486,360</b>	<b>3,357,929</b>	<b>1,958,922</b>	<b>2,050,451</b>	<b>65,878</b>	<b>206,877</b>	<b>557,394</b>	<b>170,693</b>	<b>125,504</b>
<b>TEXTILES—</b>										
<b>COTTON—</b>										
Raw . . . . . tons	..	7	13	5	1	..	335	1,071	476	71
Waste (a) . . . . . cwts	..	..	6	297	8	..	..	15	691	21
Twist and yarn . . . . . lbs	5,481,740	3,425,766	1,132,311	3,196,254	2,638,932	228,245	180,112	80,914	450,594	448,671
<b>Manufactures—</b>										
Handkerchiefs and shawls in the piece . . . . . no.	27,679	39,672	7,642	66,900	7,392	561	940	469	3,362	1,110
Hosiery . . . . . value	..	..	..	..	..	239	657	815	3,492	57
<b>VISCOSE GOODS—</b>										
Grey (unbleached) . . . . . yards	19,532,193	15,616,673	6,789,339	5,611,366	2,814,733	132,204	209,584	154,005	210,536	109,86
White (bleached) . . . . . "	616,948	402,617	384,460	394,355	337,938	9,579	8,361	9,517	15,901	18,47
Coloured, printed, or dyed . . . . . "	33,042,361	41,664,194	21,297,364	23,405,504	15,470,968	477,350	814,502	642,586	1,190,425	673,03
<b>Total Piece goods . . . . . "</b>	<b>52,191,401</b>	<b>57,682,484</b>	<b>38,471,163</b>	<b>34,411,225</b>	<b>19,623,639</b>	<b>669,133</b>	<b>1,032,447</b>	<b>806,408</b>	<b>1,416,862</b>	<b>801,37</b>

NOTE.—The sterling figures have been converted at the rate of £10=₹1 for 1919-20 and 1920-21, and £15=₹1 for earlier years.  
(a) Separately recorded from April 1918

No. 13—continued  
PERSIA—continued  
EXPORTS THEREFROM—continued

## INDIAN MERCHANDISE—concluded

ARTICLES	QUANTITY					VALUE				
	1916-17	1917-18	1918-19	1919-20	1920-21	1916-17	1917-18	1918-19	1919-20	1920-21
TEXTILES—continued						£	£	£	£	£
Manufactures—continued										
Thread, sewing . lbs	73,842	80,405	40,453	63,149	27,090	4,943	2,790	4,372	11,574	8,374
Other sorts of man- ufactures . value	—	—	—	—	—	671	661	1,473	2,583	2,707
Total Cotton manufac- tures (including twist and yarn) . "	—	—	—	—	—	903,792	1,157,607	894,411	1,388,472	1,258,291
Haberdashery and Mil- linery . . . . . "	—	—	—	—	—	112	177	512	1,269	78
Jemp—										
Raw . . . . . cwts.	410	34	10	593	723	465	28	19	1,388	1,743
Jemp manufactures (ex- cluding cordage) . value	—	—	—	—	—	—	33	..	38	1,061
Jute—										
Manufactures—										
Gunny bags . . no.	348,600	111,150	38,850	236,325	116,774	9,399	2,064	1,925	17,618	6,711
„ cloth . yards	324,000	289,000	33,000	60,700	76,450	4,761	4,042	555	2,593	2,265
Rope and twine . cwts	582	230	810	635	334	841	480	2,249	2,260	1,018
Other sorts . value	—	—	—	—	—	..	63	..	..	..
Total Jute manufac- tures (including twist and yarn) . "	—	—	—	—	—	15,001	7,658	4,729	22,471	9,994
Silk manufactures . "	—	—	—	—	—	14	772	1,054	1,579	1,540
Furs—										
Manufactures—										
Fur goods . yards	..	..	350	2,472	708	..	..	293	1,045	130
Other sorts . value	—	—	—	—	—	..	14	504	212	137
TOBACCO . lbs	6,090	41,847	75,126	36,122	115,332	636	1,752	2,578	5,524	1,260
FOOD AND TIMBER—										
Timber, other than railway sleepers—										
Teak wood . cubic tons	76	34	145	12	545	1,467	813	2,517	2,738	22,004
Other timber . " "	129	100	780	395	1,831	1,459	460	5,088	3,006	27,270
Wood—										
Fire wood . tons	5	..	310	288	463	7	..	425	589	1,025
Ornamental wood . value	—	—	—	—	—	45	23	16	162	52
Manufactures of wood, other than furniture and cabinetware . value	—	—	—	—	—	287	793	19,417	22,243	7,861
ARTICLES EXPORTED BY RUSSIA . . . . . "	—	—	—	—	—	4,275	5,406	12,149	40,941	37,100
ALL OTHER ARTICLES OF MERCHANDISE . . . . . "	—	—	—	—	—	5,086	5,519	11,075	12,947	12,597
GRAND TOTAL . . . . . "	—	—	—	—	—	1,876,177	2,110,642	2,092,460	2,651,380	2,001,876

## FOREIGN MERCHANDISE

ARTICLES	QUANTITY					VALUE				
	1916-17	1917-18	1918-19	1919-20	1920-21	1916-17	1917-18	1918-19	1919-20	1920-21
PAPER (including DRA- PERS, UNIFORMS, AC- COUNTMENTS, BUT excluding HOSIERY AND BOOTS AND SHOES) . value	—	—	—	—	—	2,972	4,329	14,724	24,026	16,008
URS AMMUNITION, AND MILITARY STORES . "	—	—	—	—	—	236	327	122	2,331	1,792
BOOKS, PRINTED, AND LITHO MATTERS (NOT INCLUDING STATIONERY); IN- CLUDING MAPS AND CHARTS . . . . . cwts	190	70	104	51	43	722	624	995	964	342
COYS AND SHOES . pairs	2,218	4,543	7,923	15,365	8,611	274	2,710	5,175	12,127	12,229
WIRING AND ENGINE- ERING MATERIALS . value	—	—	—	—	—	51	1,080	9,422	2,744	4,842
BLESS OF ALL KINDS . lbs	12,778	11,880	2,067	19,489	16,412	322	366	66	1,999	895

NOTE.—The sterling figures have been converted at the rate of £10—21 for 1919-20 and 1920-21, and £15—61 for earlier years



FOREIGN MERCHANDISE—continued

ARTICLES	QUANTITY					VALUE				
	1916-17	1917-18	1918-19	1919-20	1920-21	1916-17	1917-18	1918-19	1919-20	1920-21
						£	£	£	£	£
CARRIAGES AND CARTS (EXCLUDING RAILWAY CARRIAGES) and parts thereof . . . value	—	—	—	—	—	289	715	5,632	11,456	28,588
CHEMICALS AND CHEMICAL PREPARATIONS (EXCLUDING CHEMICAL MANURES AND MEDICINES)—										
Aluminous Sulphates (including alum) . . . cwts	1,358	660	840	1,808	1,663	960	692	330	1,985	2,312
Ammonia and salts thereof . . . "	1,708	266	150	702	449	4,649	952	610	4,334	2,317
Other sorts of Chemicals value	—	—	—	—	—	2,913	6,373	13,670	14,829	22,693
TOTAL . . . "	—	—	—	—	—	8,522	7,947	14,610	21,147	27,322
CLOCKS, AND WATCHES AND PARTS THEREOF . . . "	—	—	—	—	—	201	264	413	929	317
COAL, COKE AND PATENT FUEL . . . tons	10	120	..	203	..	15	190	..	1,696	..
COFFEE . . . cwts	15	6	10	..	558	63	25	30	..	2,399
CORDAGE AND ROPE OF VEGETABLE FIBRE (EXCLUDING JUTE AND COTTON) . . . cwts	29	38	452	116	111	96	484	3,691	1,094	658
CUTLERY . . . value	—	—	—	—	—	569	508	1,502	9,011	4,834
DRUGS AND MEDICINES (EXCLUDING CHEMICALS AND NARCOTICS)—										
Camphor . . . lbs	16,371	4,889	11,362	4,528	934	1,616	537	2,018	1,501	262
Cassia lignea . . . cwts	8,164	631	1,125	1,308	1,251	4,785	1,113	2,328	5,098	5,260
Other sorts of Chemicals value	—	—	—	—	—	2,336	1,491	6,011	11,696	6,029
TOTAL . . . "	—	—	—	—	—	9,337	3,141	10,417	18,290	11,551
DYEING AND TANNING SUBSTANCES—										
Ophtical . . . cwts	37	38	35	260	381	587	526	565	5,872	6,789
Other kinds . . . value	—	—	—	—	—	43	26	153	1,069	686
Total Dyeing and Tanning substances . . . "	—	—	—	—	—	630	552	718	6,941	7,475
EARTHENWARE AND PORCELAIN (EXCLUDING PIPES OF EARTHENWARE) . . . "	—	—	—	—	—	1,938	3,408	5,996	16,323	12,708
FRUITS AND VEGETABLES . . . "	—	—	—	—	—	280	366	803	294	146
FURNITURE AND CABINETWARE . . . "	—	—	—	—	—	493	777	109	7,411	8,232
GLASS AND GLASSWARE—										
Beads and false pearls . . . cwts	45	240	56	47	17	336	1,492	417	977	630
Sheet and plate . . . supl. feet	35,790	59,892	8,360	36,535	62,315	889	679	287	2,036	2,709
Other glassware . . . value	—	—	—	—	—	4,027	8,323	16,356	40,572	35,991
TOTAL . . . "	—	—	—	—	—	5,252	10,694	17,000	43,585	39,330
GRAIN, PULSER, AND FLOUR—										
Rice, not in the husk . . . tons	1,018	1,301	363	29	..	11,642	13,393	5,566	800	..
GUMS AND RESINS . . . cwts	608	575	954	609	523	1,112	799	1,540	1,525	1,399
HARDWARE (EXCLUDING CUTLERY AND ELECTROPLATED WARE) . . . value	—	—	—	—	—	5,907	3,856	14,981	35,088	30,567
INSTRUMENTS, APPARATUS AND APPLIANCES, AND PARTS THEREOF—										
Electrical . . . "	—	—	—	—	—	904	637	3,322	3,178	7,425
Medical . . . "	—	—	—	—	—	343	484	778	1,451	1,236
Other kinds . . . "	—	—	—	—	—	318	181	1,925	2,160	2,626
Total Instruments, Apparatus, and Appliances, and parts thereof . . . "	—	—	—	—	—	1,565	1,352	6,025	6,797	11,287

NOTE.—The sterling figures have been converted at the rate of R10=£1 for 1919-20 and 1920-21, and R15=£1 for earlier years.

No. 13—continued  
PERSIA—continued  
EXPORTS THERE TO—continued

FOREIGN MERCHANDISE—continued

ARTICLES	QUANTITY					VALUE				
	1916-17	1917-18	1918-19	1919-20	1920-21	1916-17	1917-18	1918-19	1919-20	1920-21
LEATHER, AND MANUFACTURES (EXCLUDING BOOTS AND SHOES) value	—	—	—	—	—	614	635	1,422	5,364	4,232
Liquors—										
Ale, beer, and porter gals.	5,042	8,084	7,100	10,068	6,932	825	1,594	1,895	2,062	2,026
Spirit—										
Brandy .. .. .	682	683	1,390	834	594	574	738	2,300	2,164	1,149
Whisky .. .. .	2,914	2,055	2,768	2,292	1,542	2,478	1,960	4,072	5,679	2,728
Others .. .. .	458	273	1,899	428	694	331	234	1,041	1,020	1,312
TOTAL .. .. .	3,934	3,011	6,047	3,554	2,890	3,383	3,002	7,808	8,863	6,187
Other sorts of liquors .. .. .	1,626	838	498	1,271	1,081	1,731	959	844	2,275	2,009
TOTAL LIQUORS .. .. .	10,693	12,533	13,705	14,893	10,593	5,939	5,555	9,645	15,220	11,122
MACHINERY AND MILL-WORK value	—	—	—	—	—	1,864	1,467	5,002	12,922	9,712
MATCHES gross of boxes	66,745	42,967	213,109	215,729	55,658	5,726	5,084	31,580	42,468	9,808
MATS AND MATTINGS Sq. yards	4,002	26,272	4,928	18,384	9,166	168	110	281	2,000	690
METALS AND ORES—										
Brass, Bronze, and similar alloys, wrought cwts	75	7	165	474	490	381	60	1,201	7,962	4,742
Copper .. .. .	65	104	71	3,908	2,785	320	642	730	50,774	26,386
Iron or steel .. .. . tons	171	120	398	427	285	5,782	4,820	26,442	27,919	14,161
Tin .. .. . cwts	1,254	329	668	3,578	187	11,115	2,146	2,492	77,292	2,962
Others .. .. .	28	25	60	340	7,014	307	258	982	4,549	2,750
Total Metals and ores .. .. . tons	242	177	446	837	756	12,064	12,627	47,807	168,498	51,004
OILS—										
Mineral gals.	38,944	3,060	9,495	108,443	201,220	1,805	252	1,204	12,348	5,022
Others .. .. .	35	122	1,596	822	689	12	46	491	155	249
TOTAL OILS .. .. .	38,980	3,212	11,081	109,265	202,000	1,817	299	1,695	12,503	5,271
PAINTS AND COLOURS cwts	64	184	425	122	199	177	569	2,077	969	1,924
PAPER AND PASTEBOARD value	—	—	—	—	—	5,210	5,660	9,985	12,120	14,425
PERFUMERY NOT BEING PERFUMED ESSENTIALS .. .. .	—	—	—	—	—	127	255	323	1,241	419
PITCH, TAR, AND DAMMER cwts	3,784	279	490	187	68	2,010	156	240	206	124
PRECIOUS STONES AND PEARLS, UNSET value	—	—	—	—	—	822	..	..	..	..
PROVISIONS AND OILMAN'S STORES .. .. . cwts	1,302	821	1,606	1,258	872	5,259	2,225	9,000	9,721	6,872
RAILWAY PLANT AND ROLLING-STOCK .. .. . value	—	—	—	—	—	..	..	312	2,187	..
RUBBER MANUFACTURES .. .. .	—	—	—	—	—	271	7	1,084	910	12,616
SHIPS, PARTS OF .. .. .	—	—	—	—	—	..	48	..	2,085	59
SOAP .. .. . cwts	2,510	2,678	2,481	6,995	675	3,147	5,808	6,037	21,429	2,711
SPICES .. .. .	165	127	227	204	55	490	477	768	1,065	395
STATIONERY (EXCLUDING PAPER) value	—	—	—	—	—	8,742	5,104	6,112	10,202	2,119
SUGAR—										
Sugar, 16 Dutch standard and above tons	9,723	20,120	16,443	6,042	2,225	222,162	557,525	444,279	362,143	700,654
Confectionery .. .. .	4	3	2	12	7	251	240	126	1,975	297
TEA, BLACK .. .. . lbs	424,062	197,005	525,660	228,154	96,920	20,422	11,522	22,522	21,622	2,142
" GREEN .. .. .	250	60	2,254	..	2,922	17	5	222	..	279
Total Tea .. .. .	424,312	197,065	525,623	228,154	96,918	20,405	11,527	22,511	21,622	2,421

NOTE.—The sterling figures have been converted at the rate of B 10=£1 for 1919-20 and 1920-21, and B 15=£1 for earlier years

PERSIA  
HENJAM ISLAND

( 348 )

No. 13—continued  
PERSIA—concluded  
EXPORTS THEREFROM—concluded

FOREIGN MERCHANDISE—concluded

ARTICLES	QUANTITY					VALUE				
	1916-17	1917-18	1918-19	1919-20	1920-21	1916-17	1917-18	1918-19	1919-20	1920-21
<b>TEXTILES—</b>						£	£	£	£	£
<b>Cotton—</b>										
Twist and yarn . . . lbs	1,489,600	519,300	116,400	111,615	217,850	82,419	35,034	10,753	26,378	48,93
<b>Manufactures—</b>										
Canvas . . . yards	..	71	871	2,655	3,019	..	5	89	213	55
Handkerchiefs and shawls in the piece . no.	784,097	313,109	277,566	298,277	42,746	13,082	6,989	13,352	10,256	6,61
Hosiery . . . value	—	—	—	—	—	7,524	7,820	17,977	28,651	13,61
Lace and patent net . yards	..	198	17,719	53,174	40,075	..	14	434	3,610	1,72
<b>Piece goods—</b>										
Grey (unbleached) . yards	1,279,252	794,891	1,439,766	703,319	891,458	19,365	16,325	42,141	38,602	54,09
White (bleached) . . "	6,572,277	4,409,500	6,818,111	7,789,462	2,186,662	96,923	93,276	227,289	430,657	721,94
Coloured, printed, or dyed . . . "	19,518,580	18,423,023	22,847,968	14,050,783	8,606,226	366,418	614,819	824,486	896,944	507,51
Fents of all descriptions,,	..	1,126	35,841	18,873	..	..	20	779	1,733	..
<b>Total Piece goods . . "</b>	<b>27,365,109</b>	<b>23,729,535</b>	<b>31,141,680</b>	<b>22,562,442</b>	<b>11,683,346</b>	<b>482,706</b>	<b>723,940</b>	<b>1,094,645</b>	<b>1,367,936</b>	<b>683,54</b>
Thread, sewing . . . lbs	91,546	40,256	66,238	68,602	42,445	10,519	4,571	9,428	21,103	10,36
Other sorts of manu- factures . . . value	—	—	—	—	—	322	762	1,536	4,436	4,22
<b>Total Cotton manu- factures (including twist and yarn) . . . "</b>	<b>—</b>	<b>—</b>	<b>—</b>	<b>—</b>	<b>—</b>	<b>590,572</b>	<b>779,185</b>	<b>1,147,314</b>	<b>1,462,589</b>	<b>769,95</b>
Flax manufactures . . "	—	—	—	—	—	204	94	697	4	21
Haberdashery and mill- inery . . . "	—	—	—	—	—	1,217	3,341	5,593	17,221	9,48
Hemp manufactures . . "	—	—	—	—	—	5	..	..	..	59
<b>Silk—</b>										
RAW . . . lbs	1,559	2,514	2,388	1,058	9,370	562	906	1,220	870	9,38
<b>Manufactures—</b>										
Goods of silk mixed with other materials . yards	24,012	26,836	96,094	78,048	4,304	1,993	2,840	13,956	11,008	1,31
Piece goods . . . "	21,924	85,792	139,517	229,167	105,840	2,038	9,081	16,532	44,092	21,31
Other sorts . . . value	—	—	—	—	—	96	15	1,686	1,556	93
<b>Total Silk manufactures . . "</b>	<b>—</b>	<b>—</b>	<b>—</b>	<b>—</b>	<b>—</b>	<b>4,127</b>	<b>11,436</b>	<b>32,154</b>	<b>57,556</b>	<b>23,56</b>
<b>Wool—</b>										
<b>Manufactures—</b>										
Piece goods . . . yards	80,949	143,554	102,265	143,377	49,928	12,576	44,367	33,547	58,070	21,29
Other sorts . . . value	—	—	—	—	—	136	663	604	4,355	2,29
<b>Total Woollen manufactures . . "</b>	<b>—</b>	<b>—</b>	<b>—</b>	<b>—</b>	<b>—</b>	<b>12,712</b>	<b>45,030</b>	<b>34,151</b>	<b>62,425</b>	<b>23,58</b>
Other textiles— Manufactured . . . "	—	—	—	—	—	..	..	747	19,384	12,18
<b>TOBACCO . . . lbs</b>	<b>7,029</b>	<b>5,661</b>	<b>25,919</b>	<b>30,523</b>	<b>9,527</b>	<b>1,973</b>	<b>1,352</b>	<b>8,190</b>	<b>11,909</b>	<b>5,671</b>
<b>TOYS AND REQUISITES FOR GAMES . . . value</b>	<b>—</b>	<b>—</b>	<b>—</b>	<b>—</b>	<b>—</b>	<b>337</b>	<b>802</b>	<b>1,226</b>	<b>2,204</b>	<b>1,912</b>
<b>UMBRELLAS (INCLUDING NO. PARASOLS AND SUNSHADES)</b>	<b>2,652</b>	<b>2,323</b>	<b>1,405</b>	<b>6,432</b>	<b>954</b>	<b>303</b>	<b>372</b>	<b>289</b>	<b>2,113</b>	<b>319</b>
<b>WOOD AND TIMBER . . . value</b>	<b>—</b>	<b>—</b>	<b>—</b>	<b>—</b>	<b>—</b>	<b>2,460</b>	<b>1,580</b>	<b>11,173</b>	<b>7,391</b>	<b>15,637</b>
<b>ARTICLES RE-EXPORTED BY POST . . . "</b>	<b>—</b>	<b>—</b>	<b>—</b>	<b>—</b>	<b>—</b>	<b>710</b>	<b>1,440</b>	<b>4,522</b>	<b>16,221</b>	<b>..</b>
<b>ALL OTHER ARTICLES OF MERCHANDISE . . . "</b>	<b>—</b>	<b>—</b>	<b>—</b>	<b>—</b>	<b>—</b>	<b>3,737</b>	<b>4,178</b>	<b>6,903</b>	<b>21,927</b>	<b>8,776</b>
<b>GRAND TOTAL . . . "</b>	<b>—</b>	<b>—</b>	<b>—</b>	<b>—</b>	<b>—</b>	<b>991,023</b>	<b>1,525,920</b>	<b>1,984,242</b>	<b>2,636,535</b>	<b>1,959,119</b>
<b>GRAND TOTAL OF INDIAN AND FOREIGN MERCHANDISE . . . "</b>	<b>—</b>	<b>—</b>	<b>—</b>	<b>—</b>	<b>—</b>	<b>2,367,205</b>	<b>3,636,763</b>	<b>4,076,722</b>	<b>5,287,915</b>	<b>3,960,495</b>

HENJAM ISLAND

IMPORTS THEREFROM

ARTICLES	QUANTITY					VALUE				
	1916-17	1917-18	1918-19	1919-20	1920-21	1916-17	1917-18	1918-19	1919-20	1920-21
<b>PRECIOUS STONES AND FRAGILE WARE . . . value</b>	<b>—</b>	<b>—</b>	<b>—</b>	<b>—</b>	<b>—</b>	<b>£</b>	<b>£</b>	<b>£</b>	<b>£</b>	<b>£</b>
<b>ALL OTHER ARTICLES OF MERCHANDISE . . . "</b>	<b>—</b>	<b>—</b>	<b>—</b>	<b>—</b>	<b>—</b>	<b>297</b>	<b>415</b>	<b>377</b>	<b>174</b>	<b>1,33</b>
<b>GRAND TOTAL . . . "</b>	<b>—</b>	<b>—</b>	<b>—</b>	<b>—</b>	<b>—</b>	<b>70,364</b>	<b>29,882</b>	<b>11,964</b>	<b>174</b>	<b>1,337</b>

NOTE.—The sterling figures have been converted at the rate of R10=£1 for 1919-20 and 1920-21, and R15=£1 for earlier years

No. 13—continued

HENJAM ISLAND—continued

EXPORTS THERE TO

INDIAN MERCHANDISE										
ARTICLES	QUANTITY					VALUE				
	1916-17	1917-18	1918-19	1919-20	1920-21	1916-17	1917-18	1918-19	1919-20	1920-21
Fresh fruits and vegetables value	—	—	—	—	—	£ 51	£ 462	£ 68	£ 222	£ 677
GRAIN, PULSE, AND FLOUR tons	29	32	14	23	43	202	415	312	602	1,216
TEXTILES—										
Cotton manufactures value	—	—	—	—	—	80	1,454	..	12	10
ALL OTHER ARTICLES OF MERCHANDISE ..	—	—	—	—	—	564	895	353	89	522
GRAND TOTAL ..	—	—	—	—	—	987	3,226	532	1,027	2,325

FOREIGN MERCHANDISE										
ARTICLES	QUANTITY					VALUE				
	1916-17	1917-18	1918-19	1919-20	1920-21	1916-17	1917-18	1918-19	1919-20	1920-21
BUILDING AND ENGINEERING MATERIALS, OTHER THAN OF IRON, STEEL, OR WOOD value	—	—	—	—	—	£ 10	£ ..	£ ..	£ ..	£ 426
TEXTILES—										
Cotton piece goods yards	12,200	51,800	..	9,085	4,460	232	1,272	..	327	312
ALL OTHER ARTICLES OF MERCHANDISE value	—	—	—	—	—	1,202	1,621	1,124	662	2,762
GRAND TOTAL ..	—	—	—	—	—	1,545	2,999	1,124	1,000	3,500
GRAND TOTAL OF INDIAN AND FOREIGN MERCHANDISE ..	—	—	—	—	—	2,532	6,125	1,667	2,027	5,725

TURKISTAN

IMPORTS THEREFROM

Nil

EXPORTS THERE TO

INDIAN MERCHANDISE										
ARTICLES	QUANTITY					VALUE				
	1916-17	1917-18	1918-19	1919-20	1920-21	1916-17	1917-18	1918-19	1919-20	1920-21
TEA, BLACK .. lbs	912,995	510,268	..	..	..	£ 25,704	£ 17,042	£ ..	£ ..	£ ..
GRAND TOTAL value	—	—	—	—	—	25,704	17,042	..	..	..

FOREIGN MERCHANDISE

Nil

GRAND TOTAL OF INDIAN AND FOREIGN	—	—	—	—	—	£ 25,704	£ 17,042	£ ..	£ ..	£ ..
-----------------------------------	---	---	---	---	---	----------	----------	------	------	------

## No. 13—continued

## MALDIVES

## IMPORTS THEREFROM

ARTICLES	QUANTITY					VALUE				
	1916-17	1917-18	1918-19	1919-20	1920-21	1916-17	1917-18	1918-19	1919-20	1920-
FRUITS AND VEGETABLES—						£	£	£	£	£
Fresh fruits and vegetables—										
Fresh fruits—										
Coconuts . . . . . no.	3,099,550	3,086,118	2,611,198	2,322,332	1,861,453	7,310	6,654	3,544	7,057	6
SHHELLS AND COWRIES . value	—	—	—	—	—	65	573	174	2,458	1
ALL OTHER ARTICLES OF MERCHANDISE . . . . . "	—	—	—	—	—	1,642	940	659	1,508	
GRAND TOTAL . . . . . "	—	—	—	—	—	8,917	8,167	4,377	11,018	9

## EXPORTS THERETO

## INDIAN MERCHANDISE

ARTICLES	QUANTITY					VALUE				
	1916-17	1917-18	1918-19	1919-20	1920-21	1916-17	1917-18	1918-19	1919-20	1920-
BUILDING AND ENGINEERING MATERIALS . . . . . value	—	—	—	—	—	£ 30	£ 28	£ 191	£ 670	..
CHEMICALS AND CHEMICAL PREPARATIONS—										
Potassium Compounds—										
Saltpetre . . . . . cwt	..	..	2,938	..	..	..	..	3,545	..	..
GRAIN, PULSE, AND FLOUR—										
Rice, not in the husk . . . tons	638	1,401	3,080	4,916	3,284	5,985	12,402	29,789	91,081	78,
Othersorts . . . . . "	11	8	21	1	30	107	59	303	24	
Total Grain, Pulse, and Flour . . . . . "	649	1,409	3,101	4,917	3,314	6,092	12,461	30,092	91,105	74,
Metals and ores										
Brass wrought . . . . . cwt	..	2	..	..	93	..	3	8	..	1,
PROVISIONS AND OILMAN'S STORES . value	—	—	—	—	—	276	466	1,016	357	
SEEDS . . . . . tons	5	3	20	2	..	74	57	614	39	
TEXTILES—										
Cotton—manufactures value	—	—	—	—	—	119	1,424	1,481	1,083	1,
TOBACCO—										
Unmanufactured . . . lb	24,833	17,005	15,288	10,060	..	525	297	281	379	..
Manufactured . . . . . "	163,769	104,034	86,360	249,537	99,232	1,034	850	720	3,131	1,
ALL OTHER ARTICLES OF MERCHANDISE . value	—	—	—	—	—	1,362	1,340	2,342	8,070	6
GRAND TOTAL . . . . . "	—	—	—	—	—	9,523	16,935	40,230	99,881	78,

## FOREIGN MERCHANDISE

ARTICLES	QUANTITY					VALUE				
	1916-17	1917-18	1918-19	1919-20	1920-21	1916-17	1917-18	1918-19	1919-20	1920-
METALS AND ORES—						£	£	£	£	£
Iron or steel . . . . . tons	2	..	1	20	3	31	..	30	1,150	
PROVISIONS AND OILMAN'S STORES . . . . . cwt	1	379	2	..	..	2	1,263	7	..	..
TEXTILES—										
Cotton—										
Manufactures—										
Woolen goods . . . . . Yards	17,390	11,000	40,161	2,855	6,066	335	347	1,680	269	
ALL OTHER ARTICLES OF MERCHANDISE . . . . . value	—	—	—	—	—	640	403	2,069	592	6
GRAND TOTAL . . . . . "	—	—	—	—	—	1,058	2,018	3,776	2,011	1,
GRAND TOTAL OF INDIAN AND FOREIGN MERCHANDISE . . . . . "	—	—	—	—	—	10,530	18,953	44,015	101,342	80,

NOTE.—The sterling figures have been converted at the rate of R10=£1 for 1919-20 and 1920-21, and R15=£1 for earlier years.

No. 13—continued

CEYLON  
IMPORTS THEREFROM

ARTICLES	QUANTITY					VALUE				
	1916-17	1917-18	1918-19	1919-20	1920-21	1916-17	1917-18	1918-19	1919-20	1920-21
<b>ANIMALS, LIVING—</b>						£	£	£	£	£
Horses . . . no.	15	23	22	10	22	5,347	823	6,487	900	1,420
Other kinds . . . "	653	863	786	554	807	1,119	1,693	1,987	1,686	2,385
<b>Total Animals, living . . . "</b>	<b>668</b>	<b>886</b>	<b>788</b>	<b>564</b>	<b>829</b>	<b>6,466</b>	<b>2,516</b>	<b>8,474</b>	<b>2,586</b>	<b>4,805</b>
<b>APPAREL (excluding HOSIERY AND BOOTS AND SHOES)—</b>										
Apparel (including drapery, uniforms, accoutrements) . . . value	—	—	—	—	—	6,424	10,609	12,327	25,430	34,448
Gold and Silver thread . . . "	—	—	—	—	—	—	—	3,906	5,827	2,524
Others . . . "	—	—	—	—	—	316	92	479	2,218	1,654
<b>Total Apparel . . . "</b>	<b>—</b>	<b>—</b>	<b>—</b>	<b>—</b>	<b>—</b>	<b>6,740</b>	<b>10,701</b>	<b>16,712</b>	<b>33,675</b>	<b>40,626</b>
<b>ARMS, AMMUNITION, AND MILITARY STORES—</b>										
Firearms, and parts thereof . . . "	—	—	—	—	—	589	509	685	1,774	3,140
Others . . . "	—	—	—	—	—	82	18	283	361	162
<b>Total Arms, Ammunition, and Military stores . . . "</b>	<b>—</b>	<b>—</b>	<b>—</b>	<b>—</b>	<b>—</b>	<b>671</b>	<b>527</b>	<b>1,068</b>	<b>2,135</b>	<b>3,302</b>
<b>BOOKS, (PRINTED, AND PRINTED MATTER (not being STATIONERY), including MAPS AND CHARTS . . . cwts</b>	<b>140</b>	<b>68</b>	<b>60</b>	<b>98</b>	<b>99</b>	<b>777</b>	<b>587</b>	<b>592</b>	<b>734</b>	<b>1,458</b>
<b>BOOTS AND SHOES . . . pairs</b>	<b>2,184</b>	<b>3,982</b>	<b>1,880</b>	<b>2,951</b>	<b>3,024</b>	<b>396</b>	<b>1,033</b>	<b>256</b>	<b>1,224</b>	<b>1,007</b>
<b>BUSTLES AND FIBRE FOR BROOMS AND BROOMS . . . cwts</b>	<b>380</b>	<b>1,140</b>	<b>93</b>	<b>297</b>	<b>85</b>	<b>139</b>	<b>1,060</b>	<b>120</b>	<b>450</b>	<b>1,112</b>
<b>BUILDING AND ENGINEERING MATERIALS, other than OF IRON, STEEL, OR WOOD—</b>										
Cement . . . tons	680	223	50	154	259	3,918	1,481	440	2,057	3,219
Other sorts . . . value	—	—	—	—	—	877	766	1,031	2,392	2,125
<b>Total Building and Engineering materials, other than of Iron, steel or wood . . . "</b>	<b>—</b>	<b>—</b>	<b>—</b>	<b>—</b>	<b>—</b>	<b>4,795</b>	<b>2,197</b>	<b>1,471</b>	<b>5,049</b>	<b>5,344</b>
<b>CANDLES OF ALL KINDS . . . lbs</b>	<b>3,111</b>	<b>190,096</b>	<b>1,626</b>	<b>315</b>	<b>5,221</b>	<b>59</b>	<b>5,004</b>	<b>87</b>	<b>23</b>	<b>326</b>
<b>CHEMICALS AND CHEMICAL PREPARATIONS (excluding CHEMICAL MANURES AND MEDICINES) . . . value</b>	<b>—</b>	<b>—</b>	<b>—</b>	<b>—</b>	<b>—</b>	<b>4,115</b>	<b>1,397</b>	<b>1,785</b>	<b>2,722</b>	<b>1,090</b>
<b>CLOCKS AND WATCHES AND PARTS THEREOF . . . "</b>	<b>—</b>	<b>—</b>	<b>—</b>	<b>—</b>	<b>—</b>	<b>125</b>	<b>480</b>	<b>2,039</b>	<b>23,034</b>	<b>606</b>
<b>COAL, COKE, AND PATENT FUEL . . . tons</b>	<b>864</b>	<b>820</b>	<b>159</b>	<b>560</b>	<b>1,074</b>	<b>1,616</b>	<b>2,225</b>	<b>439</b>	<b>1,932</b>	<b>6,108</b>
Coal, unmanufactured . . . "	452	148	47	801	148	2,261	1,248	470	15,841	1,922
" manufactured (excluding rope and belting) . . . "	89	110	110	97	736	1,066	1,541	1,728	2,115	10,096
" . . . value	—	—	—	—	—	243	139	106	586	1,018
<b>DRUGS AND MEDICINES (excluding CHEMICALS AND NARCOTICS) . . . "</b>	<b>—</b>	<b>—</b>	<b>—</b>	<b>—</b>	<b>—</b>	<b>1,489</b>	<b>322</b>	<b>865</b>	<b>5,143</b>	<b>1,554</b>
<b>DYEING AND TANNING SUBSTANCES . . . value</b>	<b>—</b>	<b>—</b>	<b>—</b>	<b>—</b>	<b>—</b>	<b>5,198</b>	<b>11,088</b>	<b>4,065</b>	<b>18,046</b>	<b>1,522</b>
<b>EARTHENWARE AND PORCELAIN (excluding PIPES OF EARTHENWARE) . . . "</b>	<b>—</b>	<b>—</b>	<b>—</b>	<b>—</b>	<b>—</b>	<b>871</b>	<b>848</b>	<b>648</b>	<b>2,216</b>	<b>2,448</b>
<b>FISH (excluding CANNED FISH) . . . cwts</b>	<b>729</b>	<b>436</b>	<b>525</b>	<b>630</b>	<b>782</b>	<b>825</b>	<b>759</b>	<b>908</b>	<b>1,404</b>	<b>2,502</b>
<b>FRUITS AND VEGETABLES—</b>										
Fresh fruits and vegetables—										
Fresh fruits—										
Coconuts . . . no.	443,608	2,221,556	1,544,889	437,752	262,755	1,222	7,147	5,810	3,229	2,229
Others . . . value	—	—	—	—	—	859	566	1,570	3,587	7,852
Fruits and vegetables: dried, salted, or preserved, not being canned or bottled . . . tons	50	52	39	69	120	448	529	741	1,172	2,199
<b>Total Fruits and Vegetables value . . . "</b>	<b>—</b>	<b>—</b>	<b>—</b>	<b>—</b>	<b>—</b>	<b>2,529</b>	<b>8,342</b>	<b>8,121</b>	<b>7,988</b>	<b>11,990</b>
<b>FURNITURE AND CABINETS—</b>										
Wares . . . "	—	—	—	—	—	1,777	1,671	1,488	4,264	6,260
<b>GLASS AND GLASSWARE . . . "</b>	<b>—</b>	<b>—</b>	<b>—</b>	<b>—</b>	<b>—</b>	<b>1,236</b>	<b>1,161</b>	<b>914</b>	<b>7,662</b>	<b>1,790</b>
<b>GRAIN, PULSE, AND FLOUR . . . tons</b>	<b>147</b>	<b>173</b>	<b>163</b>	<b>473</b>	<b>483</b>	<b>1,127</b>	<b>1,892</b>	<b>1,769</b>	<b>14,024</b>	<b>8,176</b>
<b>HARDWARE (excluding CUTLERY AND ELECTRO-PLATED WARE) . . . value</b>	<b>—</b>	<b>—</b>	<b>—</b>	<b>—</b>	<b>—</b>	<b>12,633</b>	<b>15,251</b>	<b>8,122</b>	<b>24,168</b>	<b>21,524</b>

NOTE.—The sterling figures have been converted at the rate of £10=₹1 for 1919-20 and 1920-21, and £15=₹1 for earlier years.

No. 13—continued  
 CEYLON—continued  
 IMPORTS THEREFROM—continued

ARTICLES	QUANTITY					VALUE				
	1916-17	1917-18	1918-19	1919-20	1920-21	1916-17	1917-18	1918-19	1919-20	1920-21
<b>HIDES AND SKINS, RAW—</b>						£	£	£	£	£
Hides, raw { tons	57	76	171	144	135	2,036	3,495	7,540	10,685	7,143
{ =no.	=18,319	=12,723	=25,177	=22,101	=17,932					
Skins, raw { tons	361	309	250	352	291	25,179	21,159	13,826	69,023	53,754
{ =no.	=195,726	=129,113	=142,872	=190,841	=147,269					
Total Hides and Skins, raw { tons	418	385	421	496	426	27,815	24,654	21,366	80,308	60,897
{ =no.	=209,045	=141,836	=168,049	=212,942	=165,200					
<b>INSTRUMENTS, APPARATUS, AND APPLIANCES, AND PARTS THEREOF</b> value	—	—	—	—	—	2,093	2,392	1,962	3,361	3,363
<b>JEWELLERY (excluding Imitation Jewellery and Precious Stones and Pearls, Unset), Also Plates of Gold and Silver—</b>										
Jewellery .. .. .	—	—	—	—	—	7,837	6,254	7,784	18,816	17,976
Plate of gold and silver ..	—	—	—	—	—	722	25	506	486	1,127
<b>LEATHER—</b>										
Hides, tanned or dressed { tons	52	148	92	79	78	7,917	22,322	12,312	17,636	14,643
{ =no.	=15,149	=37,083	=25,860	=22,842	..					
Skins, tanned or dressed { tons	..	8	16	1	..	11	1,262	6,337	980	22
{ =no.	=86	=5,126	=53,906	=5,225	..					
Total Hides and Skins, tanned or dressed { tons	52	151	98	80	78	7,928	23,584	18,649	18,616	14,665
{ =no.	=15,235	=42,209	=79,766	=28,067	..					
Leather manufactures (excluding boots and shoes and belting for machinery) value	—	—	—	—	—	215	153	66	473	1,565
<b>LIQUORS including Methylated and Perfumed Spirits—</b>										
Spirit .. .. . gals.	168	5,029	20,233	31,218	28,493	209	1,285	3,484	11,375	9,947
Other sorts of liquors ..	1,561	830	1,338	1,037	1,134	397	294	559	524	1,339
Total Liquors .. .. .	1,710	5,858	21,571	32,255	29,627	606	1,579	4,043	11,909	11,286
<b>MACHINERY AND MILLWORK—</b>										
Prime-movers (other than electrical) value	—	—	—	—	—	953	734	1,553	1,557	11,700
Sewing and knitting machines .. no.	40	33	37	1,849	59	127	115	116	14,885	394
Sugar machinery .. value	—	—	—	—	—	..	..	..	14,639	24,232
Tea machinery .. .. .	—	—	—	—	—	5,744	4,687	4,154	9,177	11,099
Other sorts of machinery ..	—	—	—	—	—	4,563	7,648	6,142	18,010	16,613
Total Machinery and Millwork .. .. .	—	—	—	—	—	11,392	13,184	11,965	58,568	64,038
<b>MANURES</b> .. .. . tons	22	24	13	199	179	165	135	86	3,123	4,529
<b>MATS AND MATTING except COIR AND RUBBER</b> .. sq. yards	25,079	31,986	28,917	30,905	35,915	751	677	723	1,470	1,490
<b>METALS AND ORES—</b>										
Aluminium .. .. . cwt	8	..	..	..	170	51	7	..	1	2,136
Brass, Bronze, and similar alloys and manufactures thereof .. .. .	646	401	78	290	192	1,925	2,265	423	1,834	970
Copper .. .. .	365	311	78	216	60	1,248	1,120	277	1,467	511
Iron .. .. . tons	23	24	..	269	12	516	1,217	2	9,322	452
<b>Iron or Steel—</b>										
Beams, pillars, girders, and bridgework .. .. .	13	100	1	18	2	938	4,172	55	1,104	138
Hoops and Strips .. .. .	150	20	11	94	1	5,051	925	558	3,671	51
Nails, rivets, and washers .. .. .	181	13	14	19	19	3,841	574	792	1,432	1,160
Old for re-manufacture .. .. .	597	1,737	1,781	1,242	462	2,280	7,300	9,733	11,299	3,981
Pipes and fittings, cast .. .. .	1	179	..	40	94	149	8,623	120	1,297	3,958
<b>Sheets and plates—</b>										
Tinned .. .. .	4	14	..	..	14	112	1,148	..	2	832
Not galvanised or tinned .. .. .	50	8	..	37	20	2,353	476	..	1,114	716
Tubes, pipes and fittings, wrought .. .. .	4	41	..	6	11	126	2,830	44	432	1,179
Wire, other than fencing wire .. .. .	21	164	50	..	6	692	10,290	2,007	..	417
Wire nails .. .. .	—	—	—	64	19	—	—	—	2,656	1,190
Other manufactures .. .. .	17	7	5	90	23	417	504	454	3,638	1,362
Total Iron or Steel .. .. .	988	2,274	1,862	1,010	671	15,959	36,812	13,763	26,645	14,934

NOTE.—The sterling figures have been converted at the rate of R10=£1 for 1919-20 and 1920-21 and R15=£1 for earlier years

No. 13—continued  
 CEYLON—continued  
 IMPORTS THEREFROM—continued

ARTICLES	QUANTITY					VALUE				
	1916-17	1917-18	1918-19	1919-20	1920-21	1916-17	1917-18	1918-19	1919-20	1920-21
						£	£	£	£	£
<b>LEAD AND ORES—continued</b>										
Lead—										
Ore . . . . . tons	..	..	..	..	9	..	..	..	..	1,048
Pig . . . . . cwt	1,875	1,668	2,877	1,379	1,508	1,808	2,648	3,919	2,778	3,020
Wrought—										
Sheets, pipes, and tubes . . . . . "	..	..	2,005	210	8	..	1	4,833	659	32
Sheets for tea chests . . . . . "	10,018	22,896	38,172	13,275	8,598	22,441	54,800	92,638	22,524	19,714
Other sorts . . . . . "	779	4,073	3,424	2,822	784	748	2,359	3,248	2,800	583
Total Lead (excluding Ore) . . . . . "	12,172	28,437	45,988	17,686	8,892	24,098	59,808	104,834	44,780	23,349
Tin—										
Unwrought (blocks, ingots, bars, and slabs) . . . . . "	32	21	202	9	7	318	248	3,000	149	106
Zinc or Spelter—										
Unwrought . . . . . "	1,188	180	60	197	68	3,431	514	180	321	232
Others . . . . . "	61	159	27	92	54	62	247	58	445	310
Total Zinc or Spelter . . . . . "	1,249	339	87	289	120	3,493	761	238	1,267	542
Others . . . . . "	97	139	258	810	1	330	532	1,218	2,048	80
Total Metals (excluding Ores) tons . . . . . "	1,739	3,775	4,197	2,844	1,158	48,823	102,768	123,550	87,491	45,080
<b>MOTOR CARS, MOTOR CYCLES, MOTOR WAGONS, AND PARTS THEREOF</b>										
Motor cars . . . . . no.	7	..	2	16	63	1,437	..	667	5,699	20,341
Motor cycles . . . . . "	12	5	22	29	43	544	115	1,376	2,092	3,613
Motor wagons . . . . . "	..	..	..	2	1	..	..	..	1,208	965
Parts of motor cars and motor cycles and accessories (excluding rubber tyres) . . . . . value	..	..	..	..	..	324	558	688	1,049	1,970
Total Motor cars and motor cycles, motor wagons and parts thereof . . . . . "	..	..	..	..	..	2,305	678	2,631	10,043	26,889
<b>OILS—</b>										
Essential . . . . . gals.	2,545	2,539	4,984	7,049	4,487	1,803	1,609	3,152	9,223	5,061
Mineral oils . . . . . "	1,801	25,962	2,659	20,464	1,011	194	373	415	2,215	1,736
Vegetable, non-essential—										
Coconut . . . . . "	63,445	360,751	153,176	25,759	187,184	10,348	46,258	23,179	6,987	61,642
Other sorts . . . . . "	892	535	78	700	239	169	87	13	260	121
Total Oils . . . . . "	68,683	369,837	159,897	53,972	182,921	12,514	48,321	26,739	18,678	68,610
<b>DECAKES</b> . . . . . tons	259	981	313	452	878	1,235	2,835	1,312	4,861	10,981
<b>ARTS AND PAINTERS' MATERIALS—</b>										
Paints and colours . . . . . cwt	1,748	3,084	3,870	1,405	2,229	1,159	2,238	3,867	2,527	2,305
Painters' materials . . . . . value	..	..	..	..	..	140	127	481	170	1,328
<b>PAPER AND PAPERBOARD</b> . . . . . "	..	..	..	..	..	689	5,843	1,900	6,225	5,285
<b>PARAFFIN WAX</b> . . . . . tons	..	115	..	..	..	..	4,317	..	..	..
<b>PRECIOUS STONES AND PEARLS, UNSET</b> . . . . . value	..	..	..	..	..	180	302	5,429	689	64,351
<b>PRINTS, ENGRAVINGS AND PICTURES</b> . . . . . "	..	..	..	..	..	218	221	131	905	1,114
<b>PROVISIONS AND OILMAN'S STORES—</b>										
Biscuits and cakes . . . . . cwt	219	202	260	111	369	736	332	1,121	1,366	3,262
Coconuts and Chocolate . . . . . "	91	698	410	88	8	687	1,935	2,226	937	167
Farinaceous and patent food . . . . . "	98	48	118	1,347	16	477	445	649	6,382	172
Milk, condensed and preserved, including milk cream . . . . . "	2,643	1,568	911	2,568	40	7,020	7,260	2,630	18,944	420
Canned or bottled provisions—										
Canned or bottled fruits (b) . . . . . "	..	..	..	..	394	..	..	..	..	2,171
Tinned or canned fish (c) . . . . . "	..	..	..	22	295	..	..	..	213	1,582
Other kinds . . . . . "	124	248	641	170	499	372	617	2,756	1,291	2,639
Other sorts of provisions value . . . . . "	..	..	..	..	..	2,500	4,294	2,842	5,968	8,099
Total Provisions and Oilman's stores . . . . . "	..	..	..	..	..	11,882	15,423	12,024	30,011	19,492

NOTE.—The sterling figures have been converted at the rate of £10=£1 for 1919-20 and 1920-21, and £15=£1 for earlier years.  
 (a) Separately recorded from April, 1919.  
 (b) " " " " April, 1920.



No. 13—continued  
CEYLON—continued

IMPORTS THEREFROM—continued

ARTICLES	QUANTITY					VALUE				
	1916-17	1917-18	1918-19	1919-20	1920-21	1916-17	1917-18	1918-19	1919-20	1920-21
<b>RUBBER—</b>						£	£	£	£	£
Raw . . . . . lbs	1,780	..	26,917	204	1,552	127	..	3,478	29	111
<b>Manufactures—</b>										
Tyres for motor cars and motor cycles . . . no.	855	1,092	1,021	587	861	3,613	6,245	5,244	5,037	6,554
Tubes for motor tyres . . . "	829	1,028	238	911	748	1,018	697	400	1,256	934
Other manufactures . . . value	—	—	—	—	—	437	1,254	8,031	21,755	6,834
<b>Total Rubber manufactures . . . "</b>	<b>—</b>	<b>—</b>	<b>—</b>	<b>—</b>	<b>—</b>	<b>5,068</b>	<b>8,196</b>	<b>13,675</b>	<b>28,048</b>	<b>16,324</b>
<b>SEEDS—</b>										
Essential . . . . . tons	2	15	1	29	131	79	463	10	1,740	5,882
<b>Non-essential—</b>										
Castor . . . . . "	520	849	..	..	..	11,081	11,298	..	..	..
Copra or coconut kernel . . . "	5,117	39,712	41,852	26,475	7,517	109,074	567,908	801,858	1,043,411	325,300
Sesamum (oil or jinjin) . . . "	31	—	182	512	89	328	1	1,989	15,188	2,061
Tea . . . . . "	4	18	7	10	17	783	2,956	1,461	2,652	2,932
Other sorts . . . . . "	51	61	103	183	181	1,010	1,509	1,396	2,720	5,500
<b>Total Seeds . . . . . "</b>	<b>5,725</b>	<b>39,655</b>	<b>42,095</b>	<b>26,159</b>	<b>7,935</b>	<b>122,355</b>	<b>584,185</b>	<b>806,064</b>	<b>1,065,711</b>	<b>342,283</b>
<b>SHELLS AND COWRIES—</b>										
Shells (shanks, sankhil, large ornamental shells, cowries, mother-of-pearl shells, and oyster shells) . . . . . cwts	21,841	24,577	24,750	20,961	9,579	13,115	14,277	11,966	16,334	8,625
Other sorts . . . . . value	—	—	—	—	—	448	501	471	1,237	526
<b>Total Shells and Cowries . . . "</b>	<b>—</b>	<b>—</b>	<b>—</b>	<b>—</b>	<b>—</b>	<b>13,563</b>	<b>14,778</b>	<b>12,437</b>	<b>17,571</b>	<b>9,151</b>
<b>SOAP . . . . . cwts</b>	<b>102</b>	<b>667</b>	<b>297</b>	<b>550</b>	<b>178</b>	<b>189</b>	<b>924</b>	<b>565</b>	<b>2,099</b>	<b>1,140</b>
<b>SPICES—</b>										
Betelnuts . . . . . "	127,293	151,093	182,580	127,348	114,977	193,548	217,263	266,025	294,921	316,387
Cardamoms . . . . . "	1,289	1,988	794	44	1,230	9,520	10,369	3,956	537	10,778
Ginger . . . . . "	3	49	1	69	274	3	64	2	166	1,090
Pepper . . . . . "	2,741	3,323	1,010	432	36	7,876	5,433	2,325	1,802	196
Other sorts . . . . . "	667	450	520	424	322	1,282	924	1,638	1,709	1,690
<b>Total Spices . . . . . "</b>	<b>131,993</b>	<b>156,907</b>	<b>184,905</b>	<b>128,317</b>	<b>116,839</b>	<b>212,229</b>	<b>234,053</b>	<b>274,440</b>	<b>299,135</b>	<b>330,139</b>
<b>STATIONERY (excluding PAPER) . . . . . value</b>	<b>—</b>	<b>—</b>	<b>—</b>	<b>—</b>	<b>—</b>	<b>598</b>	<b>390</b>	<b>575</b>	<b>1,421</b>	<b>1,758</b>
<b>SUGAR . . . . . tons</b>	<b>5</b>	<b>2,108</b>	<b>2</b>	<b>11</b>	<b>499</b>	<b>277</b>	<b>50,731</b>	<b>186</b>	<b>645</b>	<b>34,938</b>
<b>TALLOW AND STRAINE (including GREASE AND ANIMAL FAT) . . . . . cwts</b>	<b>13</b>	<b>73</b>	<b>258</b>	<b>25</b>	<b>19</b>	<b>35</b>	<b>185</b>	<b>282</b>	<b>188</b>	<b>116</b>
<b>TEA—</b>										
Black . . . . . lbs	1,645,430	4,150,517	5,736,552	3,187,899	1,896,328	60,533	148,201	206,426	185,957	100,983
Green . . . . . "	340,405	962,377	731,574	1,797,423	1,720,818	11,021	34,899	29,469	115,393	107,016
<b>Total Tea . . . . . "</b>	<b>1,985,835</b>	<b>5,112,794</b>	<b>6,468,126</b>	<b>4,985,322</b>	<b>3,617,146</b>	<b>71,554</b>	<b>183,100</b>	<b>235,895</b>	<b>301,350</b>	<b>207,999</b>
<b>TEA-CHESTS, ENTIRE OR IN SECTIONS . . . . . value</b>	<b>—</b>	<b>—</b>	<b>—</b>	<b>—</b>	<b>—</b>	<b>1,118</b>	<b>3,343</b>	<b>4,007</b>	<b>6,981</b>	<b>28,813</b>
<b>TEXTILES—</b>										
<b>Cotton—</b>										
Raw . . . . . tons	178	148	350	245	109	7,255	12,887	42,941	23,023	10,234
Waste . . . . . cwts	1,457	8	37	6	4	1,779	12	36	23	16
<b>Manufactures—</b>										
Twist and yarn . . . . . lbs	638,012	12,050	14,432	52,477	113,583	10,795	803	1,819	6,795	14,439
<b>Piece goods—</b>										
Grey (unbleached) . . . . . yards	115,377	2,530	23,247	24,381	7,204	1,322	66	717	661	56
White (bleached) . . . . . "	73,903	27,124	161,946	46,568	27,010	1,925	1,103	5,099	3,049	2,66
Coloured, printed, or dyed . . . . . "	378,163	72,291	13,763	21,371	135,906	6,975	2,164	836	2,224	11,31
Thread, sewing . . . . . lbs	14,593	5,968	3,947	11,294	4,492	1,655	905	842	3,234	1,89
Other sorts of manufactures . . . . . value	—	—	—	—	—	1,272	815	590	866	1,51
<b>Total Cotton manufactures (including twist and yarn) . . . . . "</b>	<b>—</b>	<b>—</b>	<b>—</b>	<b>—</b>	<b>—</b>	<b>23,944</b>	<b>5,915</b>	<b>12,612</b>	<b>16,829</b>	<b>32,41</b>

NOTE.—The sterling figures have been converted at the rate of R10=£1 for 1919-20 and 1920-21, and R15=£1 for earlier years.

No. 13—continued  
 CEYLON—continued  
 IMPORTS THEREFROM—concluded

ARTICLES	QUANTITY					VALUE				
	1916-17	1917-18	1918-19	1919-20	1920-21	1916-17	1917-18	1918-19	1919-20	1920-21
ITEMS—continued.						£	£	£	£	£
Manufactures—										
Bags and sacks . . . no.	25,000	..	..	..	..	5,375	..	..	..	..
Other manufactures value	—	—	—	—	—	17	18	142	24	58
Total Flax manufactures	—	—	—	—	—	5,392	18	142	24	58
Hosiery and millinery	—	—	—	—	—	961	1,437	2,935	3,408	2,508
Raw . . . tons	..	..	..	1	14	..	..	..	23	219
Manufactures—										
Gunny bags . . . no.	6,108,897	5,828,004	4,100,079	1,768,061	2,506,992	100,125	96,528	78,080	66,305	78,869
.. cloth . . . yards	2,070	1,231	53,531	227,971	5,030	28	19	2,025	11,136	125
Other manufactures value	—	—	—	—	—	109	129	269	215	85
Total Jute Manufactures	—	—	—	—	—	100,323	96,657	80,354	77,556	79,109
Manufactures (including silk yarn, noils, etc.)	—	—	—	—	—	686	656	1,485	4,007	2,455
Manufactures—										
Piece-goods . . . yards	4,719	5,116	18,822	692	1,435	841	847	8,353	410	908
Other sorts value	—	—	—	—	—	129	143	196	303	284
Total Wool manufactures	—	—	—	—	—	470	995	8,549	713	1,292
DIET REQUISITES (NOT SPECIFIED ELSEWHERE)	—	—	—	—	—	89	169	176	622	1,006
TOYS AND REQUISITES FOR GAMES AND SPORTS, including FISHING TACKLE	—	—	—	—	—	523	724	883	2,384	1,678
UMBRELLAS AND UMBRELLA FITTINGS	—	—	—	—	—	712	980	871	2,542	2,674
FOOD AND TIMBER—										
Timber other than railway sleepers Cub. Tons	3,581	3,352	2,310	2,705	2,967	9,217	8,108	5,384	14,896	12,824
Wood—										
Firewood . . . tons	442	774	376	795	894	441	869	449	1,128	1,220
Ornamental . . . value	—	—	—	—	—	61	9	1	425	87
Manufactures of wood, other than furniture and cabinet ware	—	—	—	—	—	4,438	8,200	6,357	7,179	6,721
Total Wood and Timber	—	—	—	—	—	14,157	17,186	11,991	23,648	20,668
ARTICLES IMPORTED BY POST	—	—	—	—	—	22,224	21,240	62,958	82,021	107,741
ALL OTHER ARTICLES OF MERCHANDISE	—	—	—	—	—	7,857	7,550	6,901	16,217	10,229
GRAND TOTAL	—	—	—	—	—	227,459	1,604,825	1,958,425	2,612,174	1,910,256

## EXPORTS THERETO

## INDIAN MERCHANDISE

ARTICLES	QUANTITY					VALUE				
	1916-17	1917-18	1918-19	1919-20	1920-21	1916-17	1917-18	1918-19	1919-20	1920-21
WALS, LIVING—						£	£	£	£	£
Wattle (except sheep and goats) . . . no.	5,243	5,201	5,770	10,108	12,638	20,566	18,109	29,454	75,122	102,122
Wolves . . . "	16	14	20	29	41	703	1,123	2,060	22,270	2,892
Sheep and goats . . . "	84,720	71,922	70,678	64,024	54,788	55,985	61,189	70,374	67,205	62,154
Other kinds . . . "	154,621	117,323	78,667	128,086	108,267	6,070	4,744	2,402	11,171	9,208
Total Animals, Living	249,700	194,631	155,133	201,167	175,734	66,244	66,166	106,289	206,768	166,786
WARE (INCLUDING DRESSY, UNIFORMS, ACCOUTREMENTS, BUT EXCLUDING HOSIERY AND BOOTS AND SHOES)	—	—	—	—	—	6,576	9,869	5,565	12,109	10,262
WORKS OF	—	—	—	—	—	222	522	199	647	428

NOTE.—The sterling figures have been converted at the rate of £10=£1 for 1919-20 and 1920-21, and £15=£1 for earlier years.

INDIAN MERCHANDISE—continued

ARTICLES	QUANTITY					VALUE				
	1916-17	1917-18	1918-19	1919-20	1920-21	1916-17	1917-18	1918-19	1919-20	1920-21
BOOKS PRINTED, AND PRINTED MATTER (not being STATIONERY), including MAPS AND CHARTS . . . cwt	318	415	331	315	197	1,939	2,016	1,665	3,229	2,869
BOOTS AND SHOES . . . Pairs	4,887	965	4,152	6,498	3,657	953	326	1,913	1,893	2,710
BUILDING AND ENGINEERING MATERIALS, other than OF IRON, STEEL, OR WOOD . . . value	—	—	—	—	—	13,653	14,437	12,867	14,357	20,513
CANDLES OF ALL KINDS . . . lb	1,556,900	1,571,152	511,375	1,075,895	1,085,612	29,860	29,478	9,783	30,319	29,264
CANES AND BATTANS . . . cwt	149	237	210	268	141	443	334	575	823	375
CARRIAGES AND CARTS (excluding RAILWAY CARRIAGES), AND PARTS THEREOF . . . value	—	—	—	—	—	368	567	184	366	763
CHEMICALS AND CHEMICAL PREPARATIONS (EXCLUDING CHEMICAL MANURES AND MEDICINES)—										
Potassium compounds—										
Saltpetre . . . cwt	1,069	..	8,888	90,204	36,666	1,427	..	10,253	123,062	49,173
Other sorts of chemicals . . . value	—	—	—	—	—	2,574	3,919	5,344	4,188	5,975
Total Chemicals, etc . . .	—	—	—	—	—	4,001	3,919	15,597	127,250	55,148
COAL, COKE, AND PATENT FUEL . . . tons	633,921	134,229	81,327	423,517	674,621	326,598	93,221	60,532	511,015	382,243
COFFEE . . . cwt	14,464	10,174	15,634	12,706	5,608	47,239	51,853	45,037	77,568	31,998
COIN, MANUFACTURED (EXCLUDING ROPE) . . . tons	249	409	538	227	40	7,847	8,747	13,843	5,965	2,088
CORDAGE AND ROPE OF VEGETABLE FIBRE (EXCLUDING JUTE AND COTTON) . . . cwt	1,479	830	1,461	1,410	1,169	3,029	1,920	4,026	4,738	3,639
DRUGS AND MEDICINES (EXCLUDING CHEMICALS AND NARCOTICS) . . . value	—	—	—	—	—	3,941	3,049	4,760	9,247	7,112
DYEING AND TANNING SUBSTANCES—										
Barks for tanning (p) . . . cwt	—	—	—	—	4,052	—	—	—	—	2,236
Ouch and gambier . . .	1,601	727	776	1,118	477	1,911	912	1,344	2,837	1,356
Myrobalans . . .	1,098	799	2,884	791	1,377	370	319	1,475	623	658
Turmeric . . .	10,008	10,731	10,928	9,060	7,664	11,260	11,779	13,033	14,414	3,291
Other sorts . . .	1,770	1,307	723	3,933	652	1,273	319	10,292	3,476	449
Total Dyeing and Tanning substances . . .	15,377	14,064	15,311	14,907	14,222	15,314	13,829	26,104	21,355	13,170
MARTHENWARE AND PORCELAIN (excluding FINE OF MARTHENWARE) . . . value	—	—	—	—	—	1,294	1,337	1,554	2,526	1,166
FINE FOR BRUSHES AND BROOMS . . . tons	49	33	408	441	56	1,233	800	10,633	19,303	2,319
FISH (excluding CANNED FISH)—										
Fish, dry, unsalted . . . cwt	59,666	31,044	43,618	47,903	35,076	42,358	23,157	31,776	61,532	73,165
" " salted . . .	173,845	203,157	163,051	160,565	151,576	178,318	193,297	182,363	275,222	284,123
Fishmaws and Sharkfins . . .	7	5	1	77	558	31	25	5	1,029	3,227
Fish wet, salted (w/ggs) . . .	16,531	7,350	1,905	1,554	2,382	9,154	3,870	1,016	2,634	4,305
Total of Fish . . .	250,049	244,556	213,575	210,099	210,092	230,861	230,349	215,160	340,767	369,820
FODDER, BEAN, AND POLLARDS (EXCLUDING OILCAKE) . . . value	—	—	—	—	—	23,009	20,331	18,778	43,533	41,440
FRUITS AND VEGETABLES—										
Fresh fruits and vegetables—										
Fresh fruits . . .	—	—	—	—	—	150	117	154	1,106	2,299
Fresh vegetables, of all kinds . . .	—	—	—	—	—	114,917	146,574	149,047	238,233	191,531
Fruits and vegetables: dried, salted, or preserved, all sorts . . . tons	1,774	2,510	2,086	2,477	1,900	11,270	21,301	17,708	30,417	27,632
Total Fruits and Vegetables . . .	—	—	—	—	—	116,327	167,992	166,909	270,756	219,462

No. 13—continued  
 CEYLON—continued  
 EXPORTS THEREOF—continued

## INDIAN MERCHANDISE—continued

ARTICLES	QUANTITY					VALUE				
	1916-17	1917-18	1918-19	1919-20	1920-21	1916-17	1917-18	1918-19	1919-20	1920-21
FURNITURE AND CABINET- WARE value	—	—	—	—	—	1,008	608	388	1,152	1,700
GLASS AND GLASSWARE	—	—	—	—	—	622	885	808	948	1,134
GRAIN, PULSE, AND FLOUR—										
Barley tons	229	327	380	114	164	1,635	2,336	4,411	1,998	2,649
Jawar and bajra	12	20	5	—	3,083	85	123	36	8	48,980
Maise	8	—	1	508	885	16	—	9	7,018	12,499
Oats	421	371	398	751	576	4,114	2,375	5,046	17,264	11,788
Pulse—										
Beans (a)	—	—	458	2,275	921	—	—	4,000	26,790	18,450
Gram	3,364	3,248	2,196	1,968	2,101	25,213	26,718	22,970	20,412	40,863
Lentils (a)	—	—	414	848	366	—	—	4,726	17,010	8,233
Other sorts (b)	9,459	12,297	6,710	4,769	5,875	85,076	111,192	66,129	101,824	131,734
Total pulse	12,823	15,545	9,778	9,890	9,263	110,294	137,910	97,825	164,742	197,300
Rice in the husk	50,795	25,210	35,105	33,820	35,258	219,809	99,508	129,211	283,393	307,663
Rice not in the husk—										
Cleaned rice (c)	—	—	—	55,530	65,704	—	—	—	991,389	1,033,330
Broken cleaned rice (c)	360,560	350,349	340,959	10,711	8,221	3,339,684	3,226,278	3,118,861	188,866	105,307
Other sorts (c)	—	—	—	158,408	201,941	—	—	—	2,891,235	2,805,063
Total Rice not in the husk	360,560	350,349	340,959	224,640	276,866	3,339,684	3,226,278	3,118,861	2,891,235	4,044,900
Rice flour and ground rice	5	5	2	8,822	34	48	58	24	218,960	979
Wheat	43	27	1	14	1	428	375	25	483	68
Wheat flour	9,473	9,477	5,321	18,408	15,075	112,083	120,556	109,821	553,829	428,499
Other sorts	28	22	23	8,441	7,975	234	211	360	164,489	189,072
Total Grain, Pulse, and Flour	434,892	401,353	392,473	215,495	348,150	3,769,330	3,597,225	3,475,429	4,057,312	5,794,227
HARDWARE AND CUTLERY, INCLUDING PLATED WARE value	—	—	—	—	—	2,506	2,210	1,509	2,243	12,364
HIDES AND SKINS, RAW	10 tons	42	104	119	64	1,186	6,823	10,926	8,505	3,047
— no.	4,802	42,415	160,270	15,601	2,631	—	—	—	—	—
HORNS, TIPS AND PIECES OF HORN, AND HORNMEAL cwt	—	—	5,740	1,738	657	—	—	2,782	2,165	612
INSTRUMENTS, APPARATUS, AND APPLIANCES, AND PARTS THEREOF value	—	—	—	—	—	760	1,222	1,070	2,117	2,847
LEATHER—										
Buffalo hides	1 tons	—	—	9	5	40	97	—	1,186	1,007
— no.	200	—	—	1,690	1,856	—	—	—	—	—
Cow hides	— tons	—	—	1	13	37	—	—	313	2,596
— no.	—	—	—	200	2,202	—	—	—	—	—
Other hides	— tons	—	—	—	1	—	—	—	108	851
— no.	—	—	—	8	1,357	—	—	—	—	—
Total Hides, tanned or dressed	1 tons	—	—	10	19	77	97	—	1,607	3,064
— no.	200	—	—	1,698	4,474	—	—	—	—	—
Skins, tanned or dressed—										
Sheep skins	5 tons	12	9	7	8	2,918	1,112	524	2,716	4,172
— no.	28,553	13,212	9,164	29,388	47,735	—	—	—	—	—
Other skins	— tons	—	—	1	—	4	25	6	708	398
— no.	27	423	1	4,258	1,792	—	—	—	—	—
Total Skins, tanned or dressed	6 tons	2	9	8	6	2,322	1,136	527	4,422	4,540
— no.	28,580	13,635	9,165	34,346	49,567	—	—	—	—	—
Leather, unwrought cwt	14	—	—	17	21	71	—	—	179	254
Manufactures (excluding boots, and shoes and bel- ting for machinery) value	—	—	—	—	—	520	16	808	1,198	164
Total Leather	—	—	—	—	—	2,900	1,452	1,315	7,404	8,912

NOTE.—The sterling figures have been converted at the rate of Rs10=£1 for 1919-20 and 1920-21, and Rs15=£1 for earlier years.  
 (a) Separately recorded from April, 1918.  
 (b) Includes "Beans" and "Lentils" prior to April, 1918.



No. 13—continued  
CEYLON—continued  
EXPORTS THEREOF—continued

INDIAN MERCHANDISE—continued

ARTICLES	QUANTITY					VALUE				
	1916-17	1917-18	1918-19	1919-20	1920-21	1916-17	1917-18	1918-19	1919-20	1920-21
<b>PAINTS AND PAINTERS' MATERIALS—</b>						£	£	£	£	£
Paints and Colours . . . cwt	108	75	1,159	22	62	183	37	2,501	251	218
Painters' materials . . . value	—	—	—	—	—	—	32	455	33	126
Total paints and painters' materials . . .	—	—	—	—	—	183	69	2,956	284	344
<b>PAPER AND PASTEBOARD</b> . . .	—	—	—	—	—	7,579	13,366	11,096	15,173	519
<b>PARAFFIN WAX</b> . . . tons	—	—	—	—	—	—	—	—	—	—
PERFUMERY (not being perfumed spirits) . . . value	8	1 22	3	3	7	806	2,749	125	164	455
PRECIOUS STONES AND PEARLS, UNSET . . .	—	—	—	—	—	2,700	1,397	1,495	2,108	1,818
<b>PROVISIONS AND OILMAN'S STORES—</b>										
Butter . . . cwt	2,525	2,351	1,510	1,394	1,100	14,441	15,794	12,297	17,408	17,580
Ghi . . .	4,286	3,220	2,523	2,377	2,880	17,735	14,154	13,418	20,267	24,681
Pickles, chutnies, and condiments . . .	310	224	589	474	337	607	643	514	2,023	1,548
Other sorts of provi- sions . . . value	—	—	—	—	—	13,023	9,585	11,125	45,920	44,438
Total Provisions and Oil- man's stores . . .	—	—	—	—	—	46,711	40,426	37,364	95,616	98,297
<b>RAILWAY PLANT AND ROLLING-STOCK</b> . . .	—	—	—	—	—	4,301	2,243	3,437	7,020	68,866
<b>RUBBER, RAW</b> . . . lb	1,604,517	1,918,818	2,067,068	2,045,638	1,651,824	209,189	257,520	414,922	359,337	214,719
MANUFACTURES . . . value	—	—	—	—	—	1,648	439	77	113	267
<b>SALT</b> . . . tons	369	2,630	2,813	2,206	1	607	6,409	12,325	15,032	15
<b>SEEDS—</b>										
Oilseeds—										
Essential—										
Ajama . . . tons	9	7	10	11	14	123	111	235	371	523
Aniseed . . .	93	10	9	53	35	2,000	189	153	1,596	1,018
Coriander . . .	1,480	1,942	1,927	1,862	1,310	23,045	24,742	29,062	53,379	33,775
Cumin (other than black) . . .	662	466	398	234	67	46,175	29,331	22,154	24,347	5,519
Fennel . . .	165	175	214	141	216	3,152	2,838	4,965	5,500	2,350
Fenugreek . . .	192	348	223	172	233	2,307	4,390	4,442	5,732	2,250
Other sorts . . .	12	18	15	23	10	221	513	397	1,341	252
Total Seeds, essential . . .	2,622	2,905	2,796	2,546	1,890	77,523	62,670	61,399	91,747	59,736
Non-essential—										
Cotton . . .	1,804	1,438	1,029	1,058	891	9,209	7,912	7,970	15,064	11,629
Groundnuts . . .	309	324	125	230	275	2,334	2,359	1,032	5,009	6,379
Mustard . . .	214	39	76	134	230	3,338	631	1,524	6,634	7,054
Rape . . .	79	144	47	46	65	1,172	2,034	830	1,333	2,324
Sesamum (bl or h/ill) . . .	571	1,542	613	313	829	7,347	22,550	9,586	11,207	26,348
Tea . . .	41	11	8	17	10	7,772	1,994	1,435	3,375	2,443
Other sorts . . .	25	11	13	13	16	372	196	309	722	64
Total Seeds, non-essential . . .	3,043	3,509	1,916	1,871	2,322	31,634	37,776	22,022	43,665	57,322
Other than oil seeds . . .	15	12	8	13	5	312	225	196	446	221
Total Seeds . . .	5,665	6,417	4,712	4,417	4,217	109,157	100,471	84,276	135,352	117,329
<b>SHELLS AND COWRIES—</b>										
Shells (chanks, sankhil, large ornamental shells, cowries, mother of pearl shells, and oyster shells) cwt	1,412	5	13	..	13	2,675	9	27	..	40
<b>SOAP</b> . . .	76	472	109	16	668	40	534	106	78	4,797
<b>SPERM WHALE OIL OF NATURAL SCIENCE</b> . . . value	—	—	—	—	—	5	31	37	564	152
<b>SPICES—</b>										
Cardamoms . . . cwt	24	9	24	252	2	157	68	173	3,213	33
Chilies . . .	91,240	91,618	65,496	31,411	99,475	122,558	129,151	161,226	201,173	221,713
Ginger . . .	2,215	2,537	2,634	1,395	2,941	2,097	2,379	6,225	4,941	6,998
Pepper . . .	923	937	2,599	1,414	2,083	2,512	4,024	6,796	7,243	11,002
Other sorts . . .	37	2	10	50	22	55	6	42	123	64
Total Spices . . .	94,544	94,913	71,733	35,022	105,533	129,200	136,923	177,144	216,706	239,610
<b>STATIONERY (EXCLUDING PAPER)</b> . . . value	—	—	—	—	—	264	348	782	1,229	591
<b>STONE AND MARBLE</b> . . . tons	2,809	1,196	1,596	5,124	2,011	1,467	523	656	2,937	1,415

NOTE.—The sterling figures have been converted at the rate of £10=₹1 for 1919-20 and 1920-21, and £15=₹1 for earlier years.

CEYLON—continued

EXPORTS THERE TO—continued

INDIAN MERCHANDISE—continued

ARTICLES	QUANTITY					VALUE				
	1916-17	1917-18	1918-19	1919-20	1920-21	1916-17	1917-18	1918-19	1919-20	1920-21
<b>SUGAR—</b>						£	£	£	£	£
Sugar, 16 Dutch Standard and above . . . tons	240	184	770	358	860	4,725	2,945	10,979	12,097	76,401
Sugar, 15 Dutch Standard and below . . . "	9,985	2,587	3,022	4,188	4,985	98,537	31,295	44,145	110,009	189,531
Confectionery . . . "	55	103	34	41	11	2,237	4,129	2,348	4,307	1,221
<b>Total Sugar . . . "</b>	<b>10,281</b>	<b>2,874</b>	<b>4,426</b>	<b>4,587</b>	<b>5,856</b>	<b>105,499</b>	<b>38,369</b>	<b>63,472</b>	<b>126,513</b>	<b>267,152</b>
<b>TALLOW AND STEARINE (including GREASE AND ANIMAL FAT) . . . cwt</b>	<b>1,277</b>	<b>1,173</b>	<b>265</b>	<b>205</b>	<b>228</b>	<b>3,209</b>	<b>2,774</b>	<b>731</b>	<b>1,485</b>	<b>1,151</b>
<b>TEA, BLACK* . . . lb</b>	<b>2,647,157</b>	<b>4,484,234</b>	<b>1,233,086</b>	<b>1,720,735</b>	<b>3,274,840</b>	<b>147,542</b>	<b>186,325</b>	<b>52,821</b>	<b>111,800</b>	<b>224,521</b>
Tea Waste for the manufacture of Caffeine . . . "	167,452					2,008				
<b>TEXTILES—</b>										
<b>Cotton—</b>										
Raw . . . tons	343	687	581	503	685	19,301	58,474	67,121	77,702	98,411
Waste (a) . . . cwt	—	—	179	996	2,110	—	—	406	12,970	6,131
Twist and yarn . . . lb	287,783	238,117	238,706	178,599	207,263	15,886	16,234	22,191	30,050	43,989
<b>Manufactures—</b>										
Canvas . . . yards	—	4,701	1,062	3,447	2,256	—	370	166	757	650
Handkerchiefs and shawls in the piece . . . no.	293,616	63,062	58,504	23,359	12,095	5,075	1,023	1,725	899	821
Hosiery . . . value	—	—	—	—	—	158	1,858	5,443	6,236	178
Piece goods—										
Gray (unbleached) . . . yards	369,607	464,485	960,727	327,875	391,379	6,811	12,460	35,718	17,755	20,904
White (bleached) . . . "	234,914	172,339	167,065	183,371	345,372	4,182	4,555	6,192	9,284	22,610
Coloured, printed, or dyed . . . "	10,055,265	10,565,097	11,853,291	17,480,315	14,420,636	194,423	238,291	321,100	773,519	694,143
<b>Total Piece goods . . . "</b>	<b>10,649,786</b>	<b>11,201,921</b>	<b>12,981,073</b>	<b>17,991,461</b>	<b>15,157,387</b>	<b>205,416</b>	<b>255,306</b>	<b>363,010</b>	<b>800,538</b>	<b>737,657</b>
Thread, sewing . . . lb	13,904	13,125	5,346	10,523	6,375	1,014	976	529	1,515	1,253
Other sorts of manufactures . . . value	—	—	—	—	—	2,257	4,573	4,538	10,585	7,413
<b>Total Cotton manufactures (including twist and yarn) . . . "</b>	<b>—</b>	<b>—</b>	<b>—</b>	<b>—</b>	<b>—</b>	<b>229,806</b>	<b>280,345</b>	<b>397,602</b>	<b>850,530</b>	<b>791,963</b>
Flax manufactures . . . "	—	—	—	—	—	141	50	61	1,253	127
Haberdashery and Millinery . . . "	—	—	—	—	—	514	416	1,720	936	1,040
Hemp manufactures . . . "	—	—	—	—	—	68	559	571	341	552
<b>Jute—</b>										
<b>Manufactures—</b>										
Sacking gunny bags . . . no.	1,658,858	1,005,036	1,623,809	605,000	1,138,903	41,581	29,344	55,545	30,609	46,050
Hessian " " . . . "	20,000	4,025	1,200	4,220	4,350	502	571	779	1,695	1,551
<b>Total Gunny bags . . . "</b>	<b>1,678,858</b>	<b>1,009,711</b>	<b>1,644,599</b>	<b>609,220</b>	<b>1,143,253</b>	<b>42,083</b>	<b>29,915</b>	<b>56,324</b>	<b>32,304</b>	<b>47,601</b>
Sacking gunny cloth . . . yards	10,000	2,000	—	—	2,000	164	18	—	—	26
Hessian " " . . . "	1,434,600	1,162,063	1,977,200	2,346,393	1,213,583	19,509	15,615	51,251	70,176	27,780
<b>Total Gunny cloth . . . "</b>	<b>1,444,600</b>	<b>1,164,063</b>	<b>1,977,200</b>	<b>2,346,393</b>	<b>1,215,583</b>	<b>19,673</b>	<b>15,633</b>	<b>51,251</b>	<b>70,176</b>	<b>27,806</b>
Rope and twine . . . cwt	2,163	1,894	2,278	2,259	2,709	2,714	4,370	6,352	7,553	6,639
Other kinds . . . value	—	—	—	—	—	381	655	222	595	188
<b>Total Jute manufactures (including twist and yarn) . . . "</b>	<b>—</b>	<b>—</b>	<b>—</b>	<b>—</b>	<b>—</b>	<b>64,851</b>	<b>50,473</b>	<b>114,140</b>	<b>110,633</b>	<b>82,234</b>
<b>Silk manufactures—</b>										
Piece goods . . . yards	6,768	11,147	1,315	7,826	3,894	488	502	145	1,016	652
Goods of silk mixed with other materials . . . "	16,360	22,969	35,827	10,932	818	815	1,127	2,080	1,122	183
Other sorts . . . lb	—	2	—	10	49	—	—	—	7	15
<b>Total Silk manufactures value . . . "</b>	<b>—</b>	<b>—</b>	<b>—</b>	<b>—</b>	<b>—</b>	<b>1,303</b>	<b>1,629</b>	<b>2,225</b>	<b>2,145</b>	<b>810</b>
<b>Woolen manufactures . . . "</b>	<b>—</b>	<b>—</b>	<b>—</b>	<b>—</b>	<b>—</b>	<b>—</b>	<b>—</b>	<b>—</b>	<b>—</b>	<b>—</b>
<b>TOBACCO—</b>										
Unmanufactured . . . lb	90,218	73,973	79,724	155,638	69,379	11,973	9,727	10,399	17,731	17,349
Manufactured . . . "	61,849	64,892	64,015	115,671	95,925	1,529	1,370	1,375	4,718	1,928
<b>TOYS AND REQUISITES FOR GAMES AND SPORTS, INCLUDING FISHING TACKLE (other than FIREARMS) . . . value</b>	<b>—</b>	<b>—</b>	<b>—</b>	<b>—</b>	<b>—</b>	<b>2,865</b>	<b>2,845</b>	<b>3,574</b>	<b>6,667</b>	<b>8,426</b>
<b>UMBRELLAS INCLUDING PARASOLS AND SUNSHADES . . . no.</b>	<b>444</b>	<b>234</b>	<b>87</b>	<b>357</b>	<b>3,746</b>	<b>563</b>	<b>174</b>	<b>213</b>	<b>221</b>	<b>575</b>
<b>WAX OF ALL KINDS, OTHER THAN PARAFFIN WAX (EXCLUDING CANDLES) . . . cwt</b>	<b>76</b>	<b>110</b>	<b>—</b>	<b>303</b>	<b>349</b>	<b>457</b>	<b>794</b>	<b>726</b>	<b>1,755</b>	<b>2,715</b>

NOTE.—The sterling figures have been converted at the rate of R10=£1 for 1919-20 and 1920-21 and R15=£1 for earlier years.  
 \* Tea consigned from British India to Ceylon is almost entirely transhipped at Colombo to other countries and does not therefore appear in the Ceylon customs returns as imports into Ceylon.

(a) Separately recorded from December 1918

No. 13—continued

CEYLON—continued

EXPORTS THERE TO—continued

## INDIAN MERCHANDISE—concluded

ARTICLES	QUANTITY					VALUE				
	1916-17	1917-18	1918-19	1919-20	1920-21	1916-17	1917-18	1918-19	1919-20	1920-21
<b>FOOD AND TIMBER—</b>						£	£	£	£	£
Timber, other than railway sleepers—										
Teak wood . . . . . subic tons	1,762	1,206	6,172	630	2,061	13,933	13,396	52,118	10,731	45,109
Other timber . . . . . " "	144	21	54	104	96	1,338	152	518	1,456	789
Wood—										
Manufactures of wood (other than furniture and cabinet ware) . . . . . value	—	—	—	—	—	1,735	3,211	3,666	2,627	3,581
Other sorts . . . . . " "	—	—	—	—	—	528	156	142	189	150
<b>Total Wood and Timber</b> . . . . .	—	—	—	—	—	17,533	15,915	56,444	15,003	49,624
<b>ARTICLES EXPORTED BY POST</b> . . . . .	—	—	—	—	—	206,211	199,949	198,314	321,377	354,519
<b>ALL OTHER ARTICLES OF MERCHANDISE</b> . . . . .	—	—	—	—	—	10,359	11,523	7,019	13,264	13,127
<b>GRAND TOTAL</b> . . . . .	—	—	—	—	—	6,781,423	6,434,872	6,741,618	10,792,948	11,285,411

## FOREIGN MERCHANDISE

ARTICLES	QUANTITY					VALUE				
	1916-17	1917-18	1918-19	1919-20	1920-21	1916-17	1917-18	1918-19	1919-20	1920-21
<b>ANIMALS, LIVING—</b>										
Horses . . . . . no.	100	38	15	19	34	5,123	17,450	7,500	5,150	7,515
<b>APPAREL (INCLUDING DRESSERY, UNIFORMS, AND ACCOUTREMENTS, BUT EXCLUDING HOSIERY AND BOOTS AND SHOES)</b> . . . . . value	—	—	—	—	—	2,688	873	1,561	5,018	4,582
<b>ARMS, AMMUNITION, AND MILITARY STORES</b> . . . . .	—	—	—	—	—	292	1,023	177	809	384
<b>BOOKS PRINTED, AND PRINTED MATTER (not being STATIONERY), INCLUDING MAPS AND CHARTS</b> . . . . . cwt	297	159	176	158	190	2,572	1,738	2,368	3,217	4,898
<b>BUILDING AND ENGINEERING MATERIALS</b> . . . . . value	—	—	—	—	—	3,529	289	18	190	1,354
<b>CARRIAGES AND CABS (excluding RAILWAY CARRIAGES), AND PARTS THEREOF</b> . . . . .	—	—	—	—	—	5,204	2,539	1,445	6,738	16,050
<b>CHEMICALS AND CHEMICAL PREPARATIONS (excluding CHEMICAL MANURES AND MEDICINES)—</b>										
Ammonia and salts thereof cwt	101	23	338	91	28	702	78	1,551	425	384
Sulphuric acid . . . . .	444	58	317	9	142	647	322	704	68	605
Other sorts of chemicals value	—	—	—	—	—	4,309	8,334	9,029	6,257	6,104
<b>TOTAL</b> . . . . .	—	—	—	—	—	5,668	8,734	11,284	6,750	7,158
<b>COFFEE</b> . . . . . cwt	—	—	—	—	103	—	—	—	—	600
<b>CORDAGE AND ROPE OF VEGETABLE FIBRE, (excluding JUTE AND COTTON)</b> . . . . .	187	476	45	35	14	816	2,056	284	297	109
<b>GUTTERY</b> . . . . . value	—	—	—	—	—	170	35	210	410	1,861
<b>DRUGS AND MEDICINES (excluding CHEMICALS AND NARCOTICS)—</b>										
Camphor . . . . . lbs	18,162	26,851	12,888	8,410	21,798	1,626	3,312	1,589	3,374	9,025
Quinine salts— Quinine sulphate or bisulphate . . . . .	141	1,894	1,600	70	—	187	3,201	2,100	88	—
Others . . . . .	299	70	—	—	—	870	160	—	—	—
Other sorts of drugs and medicines value	—	—	—	—	—	3,241	2,799	2,456	3,478	4,146
<b>TOTAL</b> . . . . .	—	—	—	—	—	6,124	9,472	6,175	7,440	13,771
<b>DYEING AND TANNING SUBSTANCES</b> . . . . .	—	—	—	—	—	142	115	620	921	618
<b>EARthenWARE AND PORCELAIN (excluding PIPES OF EARthenWARE)</b> . . . . .	—	—	—	—	—	1,008	116	282	676	735
<b>FISH (excluding CANNED FISH)—</b>										
Fish, dry, unsalted . . . . . cwt	2,423	922	482	120	—	2,240	1,131	964	236	—
" " salted . . . . .	29	544	—	23	278	45	636	—	80	45
Fishmaws and Sharkfins . . . . .	—	—	—	15	—	—	—	—	525	—
<b>Total</b> . . . . .	2,452	1,466	482	218	278	2,285	1,767	964	941	45
<b>FRUITS AND VEGETABLES—</b>										
Fruits and vegetables: dried, salted, or preserved— Dates . . . . . tons	367	244	186	336	427	4,178	2,320	2,619	5,617	11,560
Other sorts . . . . .	79	78	59	68	87	2,729	3,005	3,027	6,157	5,456

NOTE.—The sterling figures have been converted at the rate of £10=£1 for 1919-20 and 1920-21, and £15=£1 for earlier years.



No. 13—continued  
 CEYLON—continued  
 EXPORTS THERETO—continued

FOREIGN MERCHANDISE—continued

ARTICLES	QUANTITY					VALUE				
	1916-17	1917-18	1918-19	1919-20	1920-21	1916-17	1917-18	1918-19	1919-20	1920-21
GLASS AND GLASSWARE . value	—	—	—	—	—	£ 2,467	£ 1,230	£ 461	£ 1,993	£ 2,160
GRAIN, PULSE, AND FLOUR tons	..	62	..	2	..	..	470	..	81	..
GUMS AND RESINS . . cwt	604	727	703	479	368	974	969	1,077	1,004	958
HARDWARE, EXCLUDING CUTLERY AND ELECTROPLATED WARE . value	—	—	—	—	—	12,147	5,682	4,904	14,051	19,503
INSTRUMENTS, APPARATUS, AND APPLIANCES, AND PARTS THEREOF—										
Electrical . . . . .	—	—	—	—	—	2,601	1,636	1,052	2,010	8,075
Musical . . . . .	—	—	—	—	—	1,106	1,385	673	2,473	2,107
Other kinds . . . . .	—	—	—	—	—	2,010	797	1,100	2,292	748
Total Instruments, Apparatus, and Appliances, and parts thereof . . . . .	—	—	—	—	—	5,717	3,818	2,825	7,675	10,930
LEATHER MANUFACTURES . . . . .	—	—	—	—	—	530	121	154	1,248	794
LIQUORS . . . . . gals.	839	779	4,822	2,535	4,547	269	170	2,326	596	3,234
MACHINERY AND MILL-WORK . value	—	—	—	—	—	6,621	6,024	6,337	11,194	11,105
MATCHES . . . . . gross of boxes	11,200	100	..	..	10,010	801	14	..	..	2,844
METALS AND ORES—										
Iron or steel . . . . . tons	1,549	420	51	495	713	34,201	18,883	2,879	24,075	31,095
Others . . . . .	47	8	10	20	26	6,017	1,646	956	5,013	4,407
Total Metals and Ores . . . . .	1,596	428	61	515	739	40,218	20,529	3,835	29,088	36,102
OILS—										
Mineral . . . . . gals.	11,812	10,700	3,086	43,266	273,762	1,048	990	378	6,060	6,241
Other sorts . . . . .	29	8	99	2,623	876	0	2	32	1,203	355
Total Oils . . . . .	11,841	10,708	3,185	45,894	274,638	1,057	992	410	7,353	7,196
ONCLOTH AND FLOOR-CLOTH . . . . . sq. yds	16,559	..	1,030	6,170	..	1,017	..	144	1,205	..
PAINTS AND PAINTERS' MATERIALS—										
Paints and Colours . . cwt	225	301	276	342	290	1,110	848	1,369	3,240	2,500
PAPER AND PAPERBOARD—										
Paper—										
Printing Paper . . . . .	821	435	1,373	174	567	337	1,498	5,461	653	1,873
Writing Paper . . . . . value	—	—	—	—	—	655	1,854	4,678	7,546	3,958
Other kinds . . . . .	—	—	—	—	—	6,278	1,167	5,911	4,963	3,585
Total Paper and paperboard . . . . .	—	—	—	—	—	7,270	4,519	16,050	13,164	9,416
PERFUMERY (not being PERFUMED SPIRITS) . . . . .	—	—	—	—	—	382	519	573	424	388
PITCH, TAR, AND DAMBER cwt	338	8,564	525	172	98	137	3,590	254	1,177	125
PRINTING AND LITHOGRAPHING MATERIALS . value	—	—	—	—	—	91	593	465	107	437
PROVISIONS AND OILMAN'S STORES . . . . . cwt	1,832	2,700	2,435	2,981	664	5,042	13,009	12,577	23,737	5,371
RAILWAY PLANT AND ROLLING STOCK . value	—	—	—	—	—	1,339	513	696	702	110
RUBBER MANUFACTURES . . . . .	—	—	—	—	—	1,044	3,062	2,093	2,179	1,016
SEEDS . . . . . tons	..	..	..	10	..	20	1	..	840	52
SHELLS AND CORNICES . value	—	—	—	—	—	640	291	107	..	..
SOAP . . . . . cwt	20	531	8	34	187	87	599	21	152	914
SPICES . . . . .	189	274	382	103	139	622	565	1,190	413	915
STATIONERY (including PAPER) . value	—	—	—	—	—	1,708	1,299	1,458	2,713	1,897
SUGAR—										
Sugar, 16 Dutch standard and above . . . . . tons	1	162	3,383	1,380	857	28	3,884	77,797	79,871	62,283
TEA . . . . . lbs	13,640	..	..	20,735	3,780	438	..	..	1,799	397
TEXTILES—										
Cotton—										
Twist and yarn . . . . .	5,789	10,600	3,272	16,300	9,127	554	1,045	387	2,680	2,607

NOTE.—The sterling figures have been converted at the rate of R10=£1 for 1919-20 and 1920-31, and R15=£1 for earlier years

- No. 13—continued

CEYLON—concluded

EXPORTS THERE TO—concluded

## FOREIGN MERCHANDISE—concluded

ARTICLES	QUANTITY					VALUE				
	1916-17	1917-18	1918-19	1919-20	1920-21	1916-17	1917-18	1918-19	1919-20	1920-21
TEXTILES—continued						£	£	£	£	£
Cotton—continued										
Manufactures—										
Handkerchiefs and shawls in the piece no.	169,586	9,564	1,860	19,994	7,500	2,637	37	63	889	187
Hosiery value	—	—	—	—	—	6,907	3,938	1,745	4,138	2,148
Piece goods—										
Grey (unbleached) yards	597,250	682,943	609,197	479,208	356,033	10,733	16,551	17,291	30,044	22,539
White (bleached) „	803,181	576,823	208,630	302,085	167,644	15,581	14,847	3,334	30,509	15,399
Coloured, printed, or dyed „	1,589,872	1,067,209	717,939	496,868	322,339	32,161	32,422	23,332	29,498	22,708
Other sorts of manufac- tures value	—	—	—	—	—	1,063	1,725	1,023	1,671	3,645
Total Cotton manufac- tures (including twist and yarn) „	—	—	—	—	—	69,848	70,615	37,345	59,217	69,063
Flax manufactures „	—	—	—	—	—	292	280	97	28	721
Haberdashery and Mill- inery „	—	—	—	—	—	767	308	165	1,368	1,077
Fute manufactures „	—	—	—	—	—	23	17	..	1,481	..
Silk—										
Manufactures—										
Goods of silk mixed with other mate- rials yards	33,765	684	6,513	20	1,000	2,680	51	692	8	100
Piece goods „	31,011	14,403	15,628	27,322	8,222	1,840	1,348	3,246	5,894	2,788
Other sorts value	—	—	—	—	—	..	..	62	370	..
Total Silk manufactures „	—	—	—	—	—	4,520	1,399	3,990	6,372	2,888
Wool—										
Manufactures—										
Piece goods yards	18,402	9,059	4,771	4,316	644	1,804	902	440	1,343	235
Other sorts value	—	—	—	—	—	291	79	616	200	5,378
Total Woolen manufactures „	—	—	—	—	—	1,795	981	1,056	1,543	5,658
TOYS AND REQUISITES FOR GAMES AND SPORTS „	—	—	—	—	—	894	1,719	25	1,608	2,307
UMBRELLAS, INCLUDING PARASOLS AND SUN- SHADES no.	3,924	2	15	15	1,368	307	..	11	18	616
WOOD AND TIMBER—										
Wood value	—	—	—	—	—	60	150	501	56	2,648
Manufactures of wood, other than furniture and cabinet ware „	—	—	—	—	—	597	345	806	4,508	149
ARTICLES RE-EXPORTED BY POST „	—	—	—	—	—	19,008	20,433	25,087	79,076	137,800
ALL OTHER ARTICLES OF MERCHANDISE „	—	—	—	—	—	3,670	3,343	12,400	13,720	10,759
GRAND TOTAL „	—	—	—	—	—	234,661	226,199	375,461	457,501	498,905
GRAND TOTAL OF INDIAN AND FOREIGN MERCHANDISE „	—	—	—	—	—	7,016,084	6,664,061	7,917,079	11,280,449	11,979,316

## STRAITS SETTLEMENTS (INCLUDING LABUAN)

IMPORTS THEREFROM

ARTICLES	QUANTITY					VALUE				
	1916-17	1917-18	1918-19	1919-20	1920-21	1916-17	1917-18	1918-19	1919-20	1920-21
ANIMALS, LIVING—						£	£	£	£	£
Horses no.	82	81	2	39	61	1,693	4,612	100	3,065	5,445
Other kinds „	43	13	..	53	15	1,158	296	..	125	2,550
Total Animals, Living „	125	94	2	92	76	2,851	4,908	100	3,210	8,000

NOTE.—The sterling figures have been converted at the rate of Rs10—21 for 1919-20 and 1920-21, and Rs15—21 for earlier years

STRAITS SETTLEMENTS (INCLUDING LABUAN)—continued

IMPORTS THEREFROM—continued

ARTICLES	QUANTITY					VALUE				
	1916-17	1917-18	1918-19	1919-20	1920-21	1916-17	1917-18	1918-19	1919-20	1920-21
<b>APPAREL (excluding HOSIERY AND BOOTS AND SHOES)—</b>						£	£	£	£	£
Apparel (including drapery, uniforms, accoutrements) . . . value	—	—	—	—	—	5,740	6,311	6,410	15,523	14,601
Hats, caps, bonnets, and hatter's ware . . . "	—	—	—	—	—	1,172	1,260	2,068	4,759	2,446
Other sorts . . . "	—	—	—	—	—	30	05	270	127	713
<b>Total Apparel . . . "</b>	—	—	—	—	—	<b>6,942</b>	<b>7,606</b>	<b>8,752</b>	<b>20,409</b>	<b>17,848</b>
<b>ARMS, AMMUNITION, AND MILITARY STORES . . . "</b>	—	—	—	—	—	328	518	472	761	1,160
<b>BOOKS, PRINTED AND PRINTED MATTER (NOT BEING STATIONERY) INCLUDING MAPS AND CHARTS . . . cwt</b>	98	77	74	78	118	448	397	561	1,168	1,015
<b>BOOTS AND SHOES—</b>										
Of leather . . . pairs	9,516	4,512	4,115	3,734	2,826	1,200	665	461	1,109	1,335
Of other materials . . . "	6,039	3,493	2,383	9,009	4,061	153	169	172	1,218	908
<b>BRUSHES AND BROOMS . . . doz</b>	57,895	60,220	47,251	68,179	67,040	514	641	602	1,200	1,304
<b>BUILDING AND ENGINEERING MATERIALS, other than OF IRON, STEEL, OR WOOD . value</b>	—	—	—	—	—	975	1,024	1,793	5,232	1,820
<b>CANES AND MATRANS . cwt</b>	47,102	53,378	38,466	46,409	50,121	20,818	34,354	30,906	52,976	63,888
<b>CARRIAGES AND CARTS (excluding RAILWAY CARRIAGES), AND PARTS THEREOF . value</b>	—	—	—	—	—	4,922	2,128	3,981	9,283	3,299
<b>CHEMICALS AND CHEMICAL PREPARATIONS (excluding CHEMICAL MANURES AND MEDICINES) . . . "</b>	—	—	—	—	—	1,314	2,972	7,384	6,714	3,013
<b>CHINESE AND JAPANESE WARE (including LACQUERED WARE, BUT excluding BATHENWARE AND PORCELAIN) . . . "</b>	—	—	—	—	—	410	555	670	728	811
<b>CLOCKS AND WATCHES, AND PARTS THEREOF—</b>										
Clocks and timepieces . . . no.	171	114	78	479	164	109	83	77	256	268
Watches . . . "	322	617	9	104	1,084	620	1,382	4	96	1,757
Parts of clocks and watches . . . value	—	—	—	—	—	1	..	..	..	51
<b>COAL, COKE, AND PATENT FUEL—</b>										
Coal . . . tons	849	805	290	1,122	3,604	1,127	1,147	413	3,266	8,003
<b>COFFEES, other than roasted or ground . cwt</b>	5,584	7,926	177	24,184	14,558	18,325	22,640	334	118,838	51,042
<b>CORDAGE AND ROPE OF VEGETABLE FIBRE (excluding JUTE AND COTTON) . . . "</b>	1,077	1,135	820	934	1,015	2,246	3,688	3,796	5,580	3,877
<b>CUTLERY . . . value</b>	—	—	—	—	—	267	1,196	1,319	776	484
<b>DRUGS AND MEDICINES (excluding CHEMICALS AND NARCOTICS)—</b>										
Camphor . . . lbs	264,375	239,109	250,723	199,086	153,629	7,721	11,497	11,427	11,086	10,395
Cassia lignea . . . cwt	719	831	1,516	3,106	3,979	1,003	1,520	3,067	6,811	12,342
Proprietary and Patent Medicines . . . value	—	—	—	—	—	621	395	932	1,571	1,280
Quinine Salts . . . lb	1,056	1	212	559	1,970	2,380	3	552	1,781	4,475
Other sorts of drugs and medicines . . . value	—	—	—	—	—	14,356	13,465	15,949	36,882	29,547
<b>Total Drugs and Medicines . . . "</b>	—	—	—	—	—	<b>26,081</b>	<b>26,880</b>	<b>31,927</b>	<b>58,131</b>	<b>40,039</b>
<b>DYEING AND TANNING SUBSTANCES—</b>										
Cutch and gambier . . . cwt	33,676	31,656	36,895	35,195	30,421	71,472	88,941	101,178	124,911	99,521
Dyes obtained from coal tar—										
Aniline . . . lbs	2,601	2,900	..	..	..	369	441	..	..	..
Other sorts . . . cwt	21,478	7,655	621	34	..	3,060	1,354	94	121	131
<b>Total Dyeing and Tanning substances . value</b>	—	—	—	—	—	<b>74,921</b>	<b>85,736</b>	<b>101,272</b>	<b>125,032</b>	<b>99,652</b>
<b>NARTHENWARE AND PORCELAIN, (excluding PIPES OF BATHENWARE) . . . "</b>	—	—	—	—	—	3,673	4,457	5,937	10,076	17,367
<b>FIREWORKS (c) . . . lbs</b>	—	—	—	90,496	49,192	16	4,066	1,088	3,943	2,128

NOTE.—The sterling figures have been converted at the rate of R10=£1 for 1919-20 and 1920-21, and R15=£1 for earlier years (a) Quantity shown from April, 1919



STRAITS SETTLEMENTS (INCLUDING LABUAN)—continued

IMPORTS THEREFROM—continued

ARTICLES	QUANTITY					VALUE			
	1916-17	1917-18	1918-19	1919-20	1920-21	1916-17	1917-18	1918-19	1919-20
<b>JEWELLERY (including IMITATION JEWELLERY, AND PRECIOUS STONES AND PEARLS UNSET), ALSO PLATE OF GOLD AND SILVER—</b>						£	£	£	£
Jewellery . . . value	—	—	—	—	—	5,429	424	125	6,708
Plate of gold and silver ..	—	—	—	—	—	88	244	803	1,186
Total Jewellery, also plate of gold and silver ..	—	—	—	—	—	5,517	668	428	8,844
<b>LAC—</b>									
Stick and seed . . . cwt	20,274	10,340	3,609	15,875	13,566	47,506	31,755	17,451	189,210
Other kinds (excluding lac-dye) ..	267	103	..	68	35	522	391	..	527
Total Lac . . . "	20,541	10,452	3,609	15,943	13,601	48,028	32,146	17,451	189,737
<b>LEATHER . . . value</b>	—	—	—	—	—	663	2,055	975	15,249
<b>LIQUORS, including METHYLATED AND FRACTIONATED SPIRITS—</b>									
Spirit . . . gals.	6,134	2,778	5,298	5,028	6,681	1,627	1,698	4,150	6,700
Other sorts of liquors ..	1,835	3,151	660	2,502	1,325	519	809	281	1,405
Total Liquors . . . "	7,969	5,929	5,958	7,530	11,006	2,146	2,507	4,431	8,105
<b>MACHINERY AND MILLWORK—</b>									
Bollers . . . value	—	—	—	—	—	—	2,315	..	784
Other sorts of machinery excluding printing machinery ..	—	—	—	—	—	2,835	8,325	8,509	6,850
Total Machinery and Millwork ..	—	—	—	—	—	2,835	10,640	8,509	7,134
<b>MATCHES—</b>									
Safety . . . gross of boxes	59,050	67,799	36,054	99,940	52,668	5,389	5,971	3,175	14,071
Other sorts ..	1,274	..	..	..	30	126	..	..	..
<b>MATS AND MATTING, except COIR AND RUBBER yds.</b>	93,411	88,723	49,061	78,758	90,151	3,238	2,420	2,216	4,781
<b>METALS AND ORES—</b>									
<b>Brass, Bronze, and similar alloys and manufactures thereof—</b>									
Unwrought . . . cwt	37	6	20	378	..	128	5	73	2,084
Wrought . . . "	20,018	3,584	805	908	18	52,352	11,158	3,176	4,851
<b>Copper—</b>									
Old, for remanufacture ..	99	124	39	66	16	348	473	180	877
Others . . . "	44	337	76	193	8	283	2,485	1,003	1,343
Total Copper (excluding ore) ..	143	461	115	259	24	631	2,958	1,163	1,720
<b>Iron—</b>									
<b>Manufactures—</b>									
Bars and channel . . . tons	..	23	170	2	..	..	835	6,249	134
Others . . . "	1	4	20	25	8	30	159	701	775
Total Iron . . . "	1	26	190	27	8	30	994	6,950	909
<b>Iron or Steel—</b>									
Hoops and Strips . . . "	..	26	33	43	..	1	2,564	2,100	3,003
Nails, rivets, and washers ..	84	270	605	22	4	2,585	11,879	30,490	1,461
Pipes and fittings, cast ..	167	67	50	4	24	5,495	6,753	5,023	897
<b>Sheets and plates—</b>									
Tinned . . . "	..	651	309	379	136	2	60,907	16,403	14,381
Not Galvanized or tinned ..	1	70	3	63	1	50	3,247	282	3,049
Tubes, pipes, and fittings, wrought ..	..	35	44	33	..	..	2,302	2,173	2,336
Wire . . . "	34	14	214	13	..	1,034	796	12,045	743
Wire nails(a) . . . "	..	..	..	134	53	..	..	..	6,370
Other manufactures ..	3	62	89	45	12	119	1,182	7,007	2,017
Total Iron or Steel ..	390	1,324	1,487	784	230	9,280	89,330	76,183	34,147

NOTE.—The sterling figures have been converted at the rate of R10=£1 for 1919-20 and 1920-21, and at R15=£1 for earlier years  
(a) Separately recorded from April, 1919

No. 13—continued

STRAITS SETTLEMENTS (INCLUDING LABUAN)—continued

IMPORTS THEREFROM—continued

ARTICLES	QUANTITY					VALUE				
	1916-17	1917-18	1918-19	1919-20	1920-21	1916-17	1917-18	1918-19	1919-20	1920-21
<b>STEEL AND IRON—continued</b>										
<b>Steel—</b>										
Angle and spring . . . tons	..	5	24	4	..	..	118	1,478	116	..
Bars and channels . . . "	..	11	261	62	1	11	378	11,861	1,380	52
Cast . . . "	..	..	29	3	..	..	..	1,646	158	..
Total Steel . . . "	..	16	314	40	1	11	491	14,985	1,617	52
Lead . . . cwt <sup>s</sup>	15	243	18	39	594	20	719	72	74	1,364
Quicksilver . . . lb <sup>s</sup>	53	775	2,625	17	12	10	192	1,125	4	4
<b>Tin—</b>										
Unwrought (blocks, ingots, bars, and slabs) . . . cwt <sup>s</sup>	25,501	23,616	26,350	44,268	38,444	235,124	260,055	362,634	740,219	605,327
Wrought including plates or sheets, not being tinned iron . . . "	..	1	..	..	1	..	3	..	..	84
Total Tin . . . "	25,501	23,616	26,350	44,268	38,445	235,124	260,058	362,634	740,219	605,363
<b>Zinc or Spelter—</b>										
Unwrought . . . "	..	500	41	84	20	..	1,733	139	312	197
Wrought or manufactured . . . "	2,714	1,705	889	834	462	6,199	8,611	876	1,413	725
Other sorts . . . "	36	222	4	241	..	90	497	9	434	..
Total Zinc or Spelter . . . "	2,750	2,427	434	1,163	491	6,289	10,841	1,024	2,169	922
Other metals . . . "	15	284	53	80	42	219	800	308	266	90
Total Metals (excluding ores) . . . tons	2,713	2,785	3,331	3,165	2,218	304,074	376,587	467,161	788,009	626,150
<b>MOTOR CARS, MOTOR CYCLES, MOTOR WAGONS, AND PARTS THEREOF—</b>										
Motor cars . . . no.	3	..	6	23	31	543	..	1,135	8,837	14,563
Motor cycles . . . "	8	1	3	10	15	290	40	220	883	1,085
Parts of motor cars and motor cycles and accessories (excluding rubber tyres) . . . value	..	..	..	..	..	65	115	97	146	312
Total Motor cars and Motor cycles, etc. . . "	..	..	..	..	..	898	155	1,452	9,866	15,951
<b>Animal—</b>										
Animal . . . gals.	37	15	..	..	..	3	2	..	..	..
Essential . . . "	1,248	1,417	1,183	902	1,560	1,260	1,460	1,193	1,396	2,753
<b>Mineral—</b>										
Fuel oils . . . "	1,897,117	972,790	1,794,748	2,110,431	6,528,348	20,442	10,083	17,925	41,237	205,927
Kerosene . . . "	2,945,367	1,625	..	5,873,371	3,487,315	106,731	47	..	301,066	193,316
Lubricating oils . . . "	513,890	239,470	365,000	296,639	204,474	22,684	15,707	24,169	15,459	15,709
Other kinds . . . "	17,184	38,262	19,354	232,298	5,058	1,079	2,302	2,623	9,384	631
Total Mineral oils . . . "	5,373,558	1,250,147	2,179,602	8,517,739	10,215,695	150,936	28,139	44,719	367,166	415,283
<b>Vegetable, non-essential—</b>										
Coconut . . . "	15,528	28,251	7,737	7,121	68,604	2,399	4,413	1,054	2,223	21,273
Other sorts . . . "	16,426	15,957	1,488	5,980	4,699	1,746	1,666	203	1,253	1,356
Total Vegetable, non-essential . . . "	31,954	44,208	9,225	13,101	73,303	4,145	6,079	1,257	3,476	22,629
<b>Total Oils . . . "</b>										
	5,408,797	1,295,787	2,190,010	8,531,742	10,290,558	155,344	35,700	47,169	372,041	440,264
<b>GLASS AND PAINTS' MATERIALS . . . value</b>										
	..	..	..	..	..	1,506	1,396	4,144	4,145	4,265

NOTE.—The sterling figures have been converted at the rate of R10=£1 for 1919-20 and 1920-21, and R15=£1 for earlier years

STRAITS SETTLEMENTS (INCLUDING LABUAN)—continued

IMPORTS THEREFROM—continued

ARTICLES	QUANTITY					VALUE				
	1916-17	1917-18	1918-19	1919-20	1920-21	1916-17	1917-18	1918-19	1919-20	1920-21
<b>PAPER AND PASTEBOARD—</b>										
Paper—										
Packing paper . . . cwt	56	338	4,818	1,298	11,054	54	398	7,608	2,663	16,211
Printing paper . . . "	11	..	435	..	..	34	..	1,018	..	..
Other kinds of paper (a) ..	..	..	..	5,552	..	..	..	..	11,154	2,747
Paper manufactures (b) . value	—	—	—	—	—	—	—	2,361	6,666	3,743
Other kinds of paper . . . "	—	—	—	—	—	1,670	3,510	5,759	326	—
Pasteboard millboard and cardboard of all kinds cwt	1	2	5	8,929	62	2	2	8	14,034	102
<b>Total paper and pasteboard value</b>	—	—	—	—	—	1,760	3,910	16,754	34,843	22,003
<b>PERFUMERY, not being PERFUMED SPIRITS</b>										
Pitch, AND TAR (c) . . . cwt	53,103	50,591	50,439	27,006	187	2,973	6,023	4,166	9,403	4,250
						20,336	24,923	28,536	20,980	159
<b>PROVISIONS AND OILMAN'S STORES including FISH AND FRUITS AND VEGETABLES, CANNED OR BOTTLED—</b>										
Bacon and hams . . . cwt	7	62	223	46	69	47	567	2,114	795	1,044
Biscuits and cakes . . . "	406	213	244	318	185	1,289	675	1,134	2,656	1,753
Butter (including canned) "	7	3	13	29	82	60	41	156	785	1,964
Cocoa and Chocolate . . . "	..	..	32	43	155	4	3	589	625	2,897
Marineous and patent foods . . . "	180,805	175,000	245,081	226,981	218,900	146,554	155,835	217,348	388,577	338,240
Isinglass (d) . . . "	—	—	—	68	24	—	—	—	1,279	438
Lard . . . "	109	93	27	10	20	353	402	78	80	232
Milk, condensed and preserved, including milk cream "	3,595	4,912	7,902	17,155	3,338	3,905	21,245	37,056	101,498	28,870
Pickles Chutnies, Sauces and Condiments "	872	1,075	1,003	834	665	957	1,219	1,689	3,439	2,796
Canned and bottled provisions—										
Canned or bottled fruits (e) "	—	—	—	—	1,835	—	—	—	—	7,049
Tinned or canned fish (d) "	—	—	—	1,036	3,061	—	—	—	5,213	14,417
Others . . . "	11,215	3,637	2,145	3,598	1,391	17,580	6,429	5,008	14,394	6,908
Other sorts of provisions . value	—	—	—	—	—	4,859	4,322	6,341	10,198	12,968
<b>Total Provisions and Oilman's stores</b>	—	—	—	—	—	180,698	190,748	272,802	529,488	419,583
<b>RAILWAY FRANT AND ROLLING-STOCK</b>										
	—	—	—	—	—	—	174	680	6,455	14,037
<b>RUBBER—</b>										
Manufactures—										
Tyres for motor cars and motor cycles . no.	31	..	335	5,423	6,420	57	..	3,201	41,163	43,716
Tubes for motor tyres . . . "	103	..	630	1,950	3,849	80	..	1,095	2,723	4,920
Other manufactures . value	—	—	—	—	—	3,870	2,079	6,553	13,526	7,630
<b>Total Rubber manufactures</b>	—	—	—	—	—	4,007	2,079	11,549	57,412	56,266
<b>SEEDS—</b>										
Non-essential—										
Copra or coconut kernel . tons	35	369	68	169	16	315	4,022	2,192	5,392	733
Groundnuts . . . "	25	19	17	8	12	458	311	443	346	426
Linseed . . . "	..	..	..	..	..	2	2	2	..	5
Sesamum (oil or jimili) "	613	..	..	309	22	7,026	14	14	25,556	907
Other sorts . . . "	11	5	3	15	15	198	164	212	1,265	830
<b>Total Seeds</b>	684	393	108	1,001	65	8,499	4,513	2,863	33,079	2,901

NOTE.—The sterling figures have been converted at the rate of R10 = £1 for 1919-20 and 1920-21, and R15 = £1 for earlier years.  
 (a) Figures prior to April, 1918, include "Paper manufactures"  
 (b) Separately recorded from April, 1919  
 (c) Include "Dammer" prior to April, 1920  
 (d) Separately recorded from April, 1919  
 (e)

No. 13—continued

## STRAITS SETTLEMENTS (INCLUDING LABUAN)—continued

## IMPORTS THEREFROM—continued

ARTICLES	QUANTITY					VALUE				
	1916-17	1917-18	1918-19	1919-20	1920-21	1916-17	1917-18	1918-19	1919-20	1920-21
<b>SHELLS AND COWRIES—</b>						£	£	£	£	£
Tortoise-shell . . lb	1,251	503	777	2,256	850	915	399	508	2,389	1,194
Others . . . cwt	..	4	2	9	..	1	25	1	59	19
Total Shells and Cowries value	—	—	—	—	—	916	424	504	2,448	1,213
<b>SHIPS, PARTS OF (including LAUNCHES AND BOATS)</b> ..	—	—	—	—	—	1,043	399	341	23	1,202
<b>SOAP</b> . . . cwt	2,325	5,776	1,134	1,035	611	4,682	2,030	706	2,216	755
<b>SPICES—</b>										
Betelnuts . . . "	1,015,396	879,837	1,083,506	996,398	803,466	675,796	595,081	872,522	1,285,808	1,103,498
Chillies . . . "	3	70	20	1,433	183	5	70	40	6,632	217
Gloves . . . "	69	..	1	289	85	177	1	4	1,910	589
Nutmegs . . . "	8,614	14,584	11,332	12,483	8,388	16,523	31,853	29,705	49,547	27,382
Pepper . . . "	38,329	28,719	8,095	10,785	9,341	100,815	88,378	29,815	61,448	46,767
Other sorts . . . "	1,637	1,925	2,425	2,429	1,867	16,040	16,022	20,593	22,820	14,066
Total Spices . . "	1,064,239	925,135	1,105,428	1,023,788	8,23,329	809,355	733,004	952,709	1,98,165	1,104,439
<b>STARCH AND FARINA</b> cwt	53,981	116,603	50,019	115,779	52,759	32,919	67,457	34,143	172,641	58,603
<b>STATIONERY (excluding PAPER)</b> value	—	—	—	—	—	1,253	545	974	2,272	2,217
<b>STONE AND MARBLE</b> . tons	25	933	21	38	182	357	233	216	603	628
<b>SUGAR—</b>										
Sugar, 16 Dutch Standard and above . . "	14,770	61,012	62,130	18,144	8,935	324,370	1,365,910	1,254,585	962,347	6,47,321
Molasses . . . "	557	545	837	29	175	1,895	1,809	2,461	431	2,036
Confectionery . . "	1	1	36	4	..	79	72	2,459	224	278
Others . . . "	..	..	5	4	47	..	..	66	108	706
Total Sugar . . "	15,328	61,557	62,558	18,181	9,157	326,344	1,367,791	1,259,601	963,160	650,330
<b>TALLOW AND STEARINE (including GREASE AND ANIMAL FAT)</b> . cwt	127	868	92	2,007	320	129	749	149	9,808	681
<b>TEA—</b>										
Black . . . lbs	411,475	246,322	284,565	198,843	290,365	11,932	8,198	10,700	12,317	12,568
Green . . . "	2,809	3,558	2,804	1,268	9,156	123	356	145	123	1,027
Total Tea . . "	414,284	249,880	287,369	200,111	299,521	12,055	8,555	10,845	12,458	13,595
<b>TEXTILES—</b>										
<b>Cotton—</b>										
Raw . . . tons	7	1	1	1	..	130	62	62	123	871
<b>Manufactures—</b>										
Twist and yarn . Rs	9,502	53,502	4,465	17	14,578	789	4,823	565	5	2,699
Hosiery . . . value	—	—	—	—	—	1,264	707	1,822	7,201	2,428
<b>Piece goods—</b>										
Grey (unbleached) yards	18,208	9,209	10,838	4,373	22,384	422	176	401	254	926
White (bleached) ..	115,433	44,827	316,146	194,470	138,215	2,188	1,297	16,136	12,218	8,386
Coloured, printed, or dyed . "	926,321	320,187	380,991	1,359,195	449,107	27,066	11,704	12,987	117,844	82,372
Other sorts of manufactures . . value	—	—	—	—	—	1,812	1,829	1,447	4,229	1,896
Total Cotton goods (including Twist and yarn) . "	—	—	—	—	—	23,661	20,701	31,356	141,788	85,486

NOTE.—The sterling figures have been converted at the rate of R10=£1 for 1919-20 and 1920-21, and R15=£1 for earlier years



STRAITS SETTLEMENTS (INCLUDING LABUAN)—continued

IMPORTS THEREFROM—concluded

ARTICLES	QUANTITY					VALUE				
	1916-17	1917-18	1918-19	1919-20	1920-21	1916-17	1917-18	1918-19	1919-20	1920-21
<b>TEXTILES—continued</b>						£	£	£	£	£
Haberdaasery and millinery value	—	—	—	—	—	1,969	1,745	3,636	13,102	9,411
<b>Hemp—</b>										
Raw . . . cwts	9	804	588	414	..	9	1,039	2,268	524	..
<b>Manufactures—</b>										
Cloth . . . yards	12,351	37,475	43,458	73,145	96,886	527	568	800	2,339	2,576
Other sorts . . . value	—	—	—	—	—	..	..	85	..	284
Total Hemp Manufactures . . .	—	—	—	—	—	527	568	885	2,339	2,860
<b>Jute—</b>										
Gunny bags . . . no.	116,678	656,482	396,754	57,186	27,426	3,117	15,245	13,990	2,888	1,502
Others . . . value	—	—	—	—	—	693	920	565	5,232	6,760
Total Jute manufactures (including Twist and yarn) . . .	—	—	—	—	—	3,810	16,165	14,555	8,170	8,262
<b>Silk—</b>										
Raw . . . lbs	39,683	3,414	27,453	443	106,698	11,127	1,052	7,086	518	97,151
<b>Manufactures—</b>										
Goods of silk mixed with other materials . . . yards	1,897	4,850	4,797	7,329	3,741	56	282	508	980	425
Piece goods . . .	43,185	15,953	33,395	74,402	162,831	5,202	2,192	3,868	13,714	17,476
Others . . . value	—	—	—	—	—	42	72	38	747	554
Total Silk manufactures (including silk yarn, etc.) . . .	—	—	—	—	—	5,300	2,546	4,409	15,441	18,485
<b>Woolen manufactures (including yarn and knitting wool) . . .</b>	—	—	—	—	—	829	158	329	1,069	975
<b>TOBACCO—</b>										
Unmanufactured . . . lbs	618	63,148	93,294	31,481	5,427	33	7,168	11,255	4,400	457
<b>Manufactured—</b>										
Cigars . . .	4,819	382	57	2,907	702	323	34	16	761	222
Cigarettes . . .	29,545	51,023	67,391	10,879	1,359	6,187	9,686	16,315	3,899	681
Other sorts . . .	1,042	1,923	5,142	3,025	2,857	56	128	561	389	337
Total Tobacco . . .	35,024	116,481	165,884	48,292	10,345	6,599	17,016	28,147	9,440	1,697
<b>TOILET REQUISITES (NOT SPECIFIED ELSEWHERE) value</b>	—	—	—	—	—	731	331	1,936	1,799	1,798
<b>TOYS AND REQUISITES FOR GAMES AND SPORTS (including FISHING TACKLE) . . .</b>	—	—	—	—	—	542	542	3,563	4,517	1,698
<b>UMBRELLAS AND UMBRELLA FITTINGS—</b>										
Umbrellas complete including parasols and sunshades . . . no.	31,518	32,973	30,984	30,383	34,353	916	936	1,011	2,380	2,445
<b>WAX OF ALL KINDS, OTHER THAN PARAFFIN WAX (including CANDLES) . . . cwts</b>	46	13	..	494	68	153	42	2	1,140	915
<b>WOOD AND TIMBER—</b>										
<b>Timber, other than railway sleepers—</b>										
Deal and pine wood . . . cub. tons	..	5	68	..	416	..	35	647	..	6,210
Teak . . .	..	203	505	61	153	2	2,239	5,923	2,073	2,941
Other timber . . .	13,350	13,537	5,509	6,539	6,595	70,387	86,147	40,530	72,434	68,307
<b>Wood—</b>										
Firewood . . . tons	34	36	25	375	43	33	51	30	560	49
Ornamental . . . value	—	—	—	—	—	7,654	9,085	3,013	6,091	11,687
Manufactures of wood, other than furniture, etc. . .	—	—	—	—	—	1,829	1,987	6,967	4,572	2,928
Total Wood and Timber . . .	—	—	—	—	—	79,905	99,544	57,110	84,780	92,122
<b>ARTICLES IMPORTED BY POST . . .</b>	—	—	—	—	—	14,294	48,664	22,973	57,272	71,734
<b>ALL OTHER ARTICLES OF MERCHANDISE . . .</b>	—	—	—	—	—	8,363	5,903	9,790	12,576	13,522
<b>GRAND TOTAL . . .</b>	—	—	—	—	—	2,589,679	3,497,762	3,737,786	5,934,281	4,814,396

NOTE.—The sterling figures have been converted at the rate of R10—£1 for 1919-20 and 1920-21, and R15—£1 for earlier years

No. 13—continued  
STRAITS SETTLEMENTS (INCLUDING LABUAN)—continued  
EXPORTS THERE TO

## INDIAN MERCHANDISE

ARTICLES	QUANTITY					VALUE				
	1916-17	1917-18	1918-19	1919-20	1920-21	1916-17	1917-18	1918-19	1919-20	1920-21
<b>ANIMALS, LIVING—</b>						£	£	£	£	£
Cattle (except sheep and goats) . . . . . no.	5,088	2,529	1,290	2,289	2,930	23,177	15,014	7,436	30,548	42,719
Horses . . . . . "	12	..	..	7	1	1,344	..	..	230	30
Sheep and goats . . . . . "	64,008	47,174	24,296	24,764	24,536	35,935	34,807	13,019	22,610	20,894
Other kinds . . . . . "	2,145	5,962	3,776	627	49	91	959	540	427	30
Total Animals, living ..	71,248	55,665	29,341	27,687	27,516	65,447	50,780	20,995	53,815	63,673
<b>APPAREL (INCLUDING DRA- PERY, UNIFORMS, AND ACCOUTREMENTS, BUT EXCLUDING HOSIERY AND BOOTS AND SHOES) value</b>	—	—	—	—	—	5,603	3,017	2,564	7,385	6,872
<b>ART, WORKS OF . . . . . "</b>	—	—	—	—	—	564	1,438	302	396	1,181
<b>BOOKS PRINTED, AND PRINT- ED MATTER (NOT BEING STATIONERY), INCLUDING MAPS AND CHARTS . . . . . cwt</b>	5,497	3,579	1,925	1,584	1,936	13,652	13,419	9,787	10,433	11,716
<b>BOOTS AND SHOES . . . . . pairs</b>	4,284	900	3,989	3,532	3,748	1,505	451	1,403	1,643	1,678
<b>BUILDING AND ENGINEER- ING MATERIALS, OTHER THAN OF IRON, STEEL, OR WOOD . . . . . value</b>	—	—	—	—	—	3,343	3,073	799	3,893	1,868
<b>CANDLES OF ALL KINDS . . . . . lbs.</b>	641,408	614,653	782,526	599,670	566,592	12,037	11,538	14,669	16,036	15,961
<b>CHEMICALS AND CHEMICAL PREPARATIONS (excluding CHEMICAL MANURES AND MEDICINES)—</b>										
Alum . . . . . cwt	1,103	..	..	..	..	927	..	..	..	..
Potassium compounds—										
Salt-petre . . . . . "	..	4	3,194	4,151	3,690	..	7	4,374	7,474	9,236
Soda compounds—										
Borax . . . . . "	1,282	455	859	1,014	720	2,462	938	2,149	2,306	2,263
Other sorts of chemicals value	—	—	—	—	—	13,179	12,696	11,197	23,178	16,477
Total Chemicals, etc. ..	—	—	—	—	—	16,568	18,660	17,710	33,938	27,995
<b>COAL, COKE, AND PATENT FUEL—</b>										
Coal . . . . . tons	144,116	68,593	45,763	120,498	194,381	86,090	41,775	29,956	142,784	259,946
Coke . . . . . "	338	151	..	..	443	275	365	..	..	1,682
COFFEE . . . . . cwt	1,369	258	74	80	59	3,041	653	306	489	921
COIR, MANUFACTURED (EX- CLUDING ROPE) . . . . . Ton	79	179	73	66	90	1,861	3,823	1,794	2,471	4,893
CORDAGE AND ROPE OF VE- GETABLE FIBRE (EXCLUD- ING JUTE AND COTTON) . . . . . cwt	18,112	25,451	23,403	28,814	25,298	28,613	35,082	37,681	71,416	70,303
<b>DRUGS AND MEDICINES (EXCLUDING CHEMICALS AND NARCOTICS) . . . . . value</b>	—	—	—	—	—	7,224	6,597	14,186	23,224	18,976
<b>DYEING AND TANNING SUBSTANCES—</b>										
Cutch and Gambler . . . . . cwt	201	173	185	13	168	229	305	297	30	343
Indigo . . . . . "	40	141	4	..	..	1,447	3,230	61	..	..
Myrobalans . . . . . "	7,632	145	1,014	3,160	332	2,560	38	234	1,744	253
Safflower . . . . . "	1,563	3,294	2,968	4,255	2,425	3,083	6,440	7,316	17,184	4,600
Turmeric . . . . . "	3,764	7,334	16,028	12,838	11,602	3,892	7,579	16,661	13,774	14,611
Other sorts . . . . . "	24	..	22	401	126	42	..	5	452	171
Total Dyeing and Tanning substances ..	13,224	11,087	20,221	20,667	14,703	11,253	17,622	23,623	33,174	30,077
<b>FISH (EXCLUDING CANNED FISH)—</b>										
Fish, dry, unsalted . . . . . "	251	124	1,391	107	292	336	196	1,234	540	665
Fishmaws and sharkfins ..	2,564	3,107	2,102	3,676	4,244	16,623	21,248	19,957	23,971	47,087
<b>FODDER, BRAN, AND POLLARDS (EXCLUDING OILCAKE)—</b>										
Bran and Pollards . . . . . tons	30,937	18,222	28,768	58,518	101,090	30,178	14,608	13,644	230,983	315,073
Rice meal(s) . . . . . cwt	—	—	—	26,955	33,006	—	—	—	9,353	14,469
Other sorts . . . . . cwt	31,969	32,704	24,326	21,543	25,937	15,279	16,210	12,562	22,193	31,543
Total Fodder, bran, and pollards (excluding oilcake) . . . . . value	—	—	—	—	—	65,457	30,818	26,206	252,529	361,090

NOTE.—The sterling figures have been converted at the rate of £10=£1 for 1919-20 and 1920-21, and £15=£1 for earlier years  
(c) Separately recorded from April, 1919

STRAITS SETTLEMENTS (INCLUDING LABUAN)—continued

EXPORTS THERETO—continued

INDIAN MERCHANDISE—continued

ARTICLES	QUANTITY					VALUE				
	1916-17	1917-18	1918-19	1919-20	1920-21	1916-17	1917-18	1918-19	1919-20	1920-21
<b>FRUITS AND VEGETABLES—</b>										
Fresh Fruits and Vegetables . . . value	—	—	—	—	—	82,669	74,139	66,406	104,889	129,742
Fruits and vegetables: dried, salted, or preserved, all sorts. . . tons	1,156	2,706	3,046	2,080	2,389	10,801	23,990	31,971	37,555	45,046
<b>FURNITURE AND CABINETWARE</b> . . . value	—	—	—	—	—	482	392	267	322	856
<b>GLASS AND GLASSWARE</b> . . . "	—	—	—	—	—	171	249	44	669	133
<b>GRAIN, PULSE, AND FLOUR—</b>										
Jawar and bajra . . . tons	115	96	65	1	92	868	453	291	16	1,514
Maise . . . "	1	3	3	100	609	10	20	21	1,124	6,849
Oats . . . "	22	2	14	11	56	249	20	143	260	1,449
<b>Pulse—</b>										
Beans (a) . . . "	—	—	833	979	1,541	—	—	7,188	16,879	27,876
Gram . . . "	1,778	1,305	775	730	1,164	14,721	10,612	7,769	14,456	22,263
Lentils (a) . . . "	—	—	57	94	38	—	—	715	2,350	861
Other sorts (b) . . . "	8,175	10,887	6,928	4,407	5,156	72,576	95,994	71,067	106,098	106,000
Total pulse . . . "	9,953	12,192	8,505	6,210	7,899	87,297	106,606	86,739	139,783	187,000
Rice, in the husk . . . "	2	3	52	1	1	15	15	21 <sup>6</sup>	8	19
Rice not in the husk— Cleaned rice (e) . . . "				100,377	146,976				1,306,725	2,250,631
Broken cleaned rice (e) . . . "	255,510	202,021	337,800	73	..	1,681,353	1,712,389	2,001,280	397	..
Other sorts (c) . . . "				53,639	36,083				615,352	563,525
Total Rice not in the husk . . . "	255,510	202,021	337,800	154,089	183,059	1,681,353	1,712,389	2,001,280	1,922,474	2,814,156
Wheat . . . "	218	128	112	68	118	2,417	1,573	1,993	1,973	2,946
" Hour . . . "	6,539	5,936	2,218	1,991	6,373	78,474	75,465	32,809	50,002	170,640
Other sorts . . . "	28	12	5	23	40	213	127	71	487	898
Total Grain, Pulse, and Flour . . . "	272,387	310,302	348,873	162,494	198,247	1,850,806	1,896,668	2,213,563	2,116,077	3,156,489
Gums and Resins . . . cwt	107	16	132	2,145	747	114	88	261	3,509	1,423
<b>HARDWARE AND CUTLERY, INCLUDING PLATEDWARE</b> . . . value	—	—	—	—	—	4,080	2,951	3,562	5,421	8,250
<b>HIDES AND SKINS, RAW—</b>										
Hides, raw . . . } tons	85	66	275	605	896	4,869	5,907	16,315	47,942	71,760
" . . . } no.	=16,299	=12,109	=60,332	=85,111	=127,969					
Skins, raw . . . } tons	..	5	..	..	..	2	870	2	98	67
" . . . } no.	=9	=6,534	=45	=26	=676					
Cuttings of hides and skins . . . tons	52	32	32	28	13	1,113	829	794	1,023	553
<b>INSTRUMENTS, APPARATUS, AND APPLIANCES, AND PARTS THEREOF</b> . . . value	—	—	—	—	—	8,577	2,985	2,055	5,849	8,710
<b>JEWELLERY (EXCLUDING IMITATION JEWELLERY AND PRECIOUS STONES AND PEARLS, UNSET) ALSO PLATS OF GOLD AND SILVER</b> . . . "	—	—	—	—	—	560	102	81	256	1,066
<b>LAC—</b>										
Shell . . . cwt	233	318	810	282	460	1,305	2,380	7,728	7,698	12,633
Stick . . . "	..	..	..	..	94	..	..	..	..	1,216
<b>LEATHER—</b>										
Hides and skins, tan- ned or dressed . . . } tons	117	67	14	153	326	34,916	21,654	5,661	71,913	127,827
" . . . } no.	=420,763	=237,529	=56,354	=468,730	=845,951					
Unwrought . . . cwt	180	338	133	1,421	2,553	3,651	1,163	1,464	20,594	33,793
Manufactures (excluding boots and shoes). . . value	—	—	—	—	—	199	333	124	437	469
<b>MACHINERY AND MILLWORK</b> . . . "	—	—	—	—	—	890	1,285	4,425	6,121	810
<b>MANURES—</b>										
Bones . . . tons	160	80	93	70	60	893	333	403	656	918
Fish manures and Guano . . . "	3,275	1,863	1,449	1,680	2,176	17,002	11,614	8,633	14,762	21,220
Other kinds . . . "	3,494	735	2,524	2,814	347	16,508	4,159	18,455	32,572	4,247
Total Manures . . . "	5,929	2,678	4,066	4,564	2,583	34,463	16,106	27,511	47,990	26,385

NOTE.—The sterling figures have been converted at the rate of B10=£1 for 1919-20 and 1920-21, and B15=£1 for earlier years.  
 (a) Separately recorded from April, 1913.  
 (b) Includes "Beans" and "Lentils" prior to April, 1913.  
 (c) Separately recorded from April, 1919.

No. 13—continued  
 STRAITS SETTLEMENTS (INCLUDING LABUAN)—continued

## EXPORTS THERETO—continued

## INDIAN MERCHANDISE—continued

ARTICLES	QUANTITY					VALUE				
	1916-17	1917-18	1918-19	1919-20	1920-21	1916-17	1917-18	1918-19	1919-20	1920-21
<b>METALS AND ORES—</b>										
Bronze, Brass, and similar alloys . . . . . cwts	147	38	691	673	149	1,076	378	9,774	15,228	2,634
Chromite (chrome iron ore) . . . . . tons	..	..	..	..	550	..	..	..	..	2,200
Copper . . . . . cwts	177	92	..	298	492	1,319	751	7	4,172	6,756
Iron or steel . . . . . tons	1,340	345	37	145	70	5,436	2,659	336	3,925	1,034
Lead, pig . . . . . cwts	..	640	920	2,786	362	..	1,157	1,742	6,061	721
Tin, ore . . . . . tons	202	296	352	457	988	22,225	41,908	59,269	92,261	217,211
Wolfram ore . . . . . "	133	..	..	12	224	21,366	..	..	1,541	24,716
Others . . . . . "	1	..	1	1	3	224	1	2	246	1,622
<b>Total Metal and Ores</b> . . . . .	<b>1,692</b>	<b>620</b>	<b>472</b>	<b>903</b>	<b>1,825</b>	<b>51,746</b>	<b>46,761</b>	<b>71,130</b>	<b>122,425</b>	<b>267,246</b>
<b>OILS—</b>										
Animal . . . . . gals.	5	15	..	..	..	1	6	..	..	..
Essential . . . . . "	429	431	331	725	781	929	1,264	485	1,734	1,684
Mineral . . . . . "	32,420	30,710	49,592	60,234	577,428	1,995	1,577	3,028	6,066	10,801
<b>Vegetable, non-essential—</b>										
Castor . . . . . "	85,970	67,572	3,073	17,363	15,266	2,766	7,802	844	2,744	3,484
Groundnut . . . . . "	23,420	95,726	89,261	109,096	50,484	2,228	11,407	9,736	27,532	17,076
Linseed . . . . . "	13,350	48,823	75,302	12,855	1,225	2,656	12,192	23,630	6,676	617
Mustard or rape . . . . . "	10,874	14,046	3,227	9,693	6,046	1,170	1,723	493	3,018	1,671
Besamum (oil or lin- oil) . . . . . "	8,025	11,503	693	407	5,618	623	1,339	83	205	1,601
Other sorts . . . . . "	7,174	8,660	2,910	7,079	935	757	867	443	2,455	265
<b>Total Vegetable, non-essential</b> . . . . .	<b>148,813</b>	<b>246,590</b>	<b>154,463</b>	<b>156,493</b>	<b>79,574</b>	<b>16,510</b>	<b>35,340</b>	<b>34,428</b>	<b>40,082</b>	<b>26,226</b>
<b>Total Oils</b> . . . . .	<b>181,667</b>	<b>277,746</b>	<b>204,392</b>	<b>217,452</b>	<b>657,733</b>	<b>19,435</b>	<b>33,167</b>	<b>38,421</b>	<b>53,861</b>	<b>27,771</b>
<b>OILCAKES—</b>										
Groundnut cake . . . . . tons	1,104	3,409	4,863	1,151	912	8,991	17,216	25,139	12,494	10,116
Linseed, rape, and sesamum cake . . . . . "	181	235	..	..	..	680	1,075	..	..	..
Linseed cake (a) . . . . . "	..	..	..	10	7	..	..	..	164	131
Rape and sesamum cake (a) . . . . . "	..	..	72	102	191	..	..	359	1,097	2,061
Others . . . . . "	415	438	454	505	842	1,768	1,580	2,084	5,475	7,026
<b>Total Oilcakes</b> . . . . .	<b>1,705</b>	<b>4,047</b>	<b>5,389</b>	<b>1,767</b>	<b>1,952</b>	<b>8,355</b>	<b>19,821</b>	<b>28,062</b>	<b>19,231</b>	<b>19,363</b>
<b>OPIMUM</b> . . . . . chests	239	395	132	275	40	39,402	63,023	23,224	112,880	16,730
.. . . . . cwts	251	265	222	404	59	..	..	..	..	..
<b>PAINTS AND PAINTERS' MATERIALS</b> . . . . . value	..	..	..	..	..	9,757	1,621	1,532	2,488	905
<b>PAPER AND PAPERBOARD</b> . . . . . value	..	..	..	..	..	2,562	11	1,928	366	118
<b>PARAFFIN WAX</b> . . . . . tons	254	182	134	224	85	7,712	5,524	4,069	10,430	3,890
<b>PERFUMERY (NOT BEING ESSENTIAL SPIRITS)</b> . . . . . value	..	..	..	..	..	1,442	2,612	1,200	1,945	3,976
<b>PROVISIONS AND OILMAN'S STORES—</b>										
Bêche de mer . . . . . lbs	22,361	13,220	18,811	23,507	15,306	239	166	262	1,016	651
Butter . . . . . cwts	2,297	1,775	371	421	23	15,020	12,710	2,918	5,257	1,234
Ghi . . . . . "	19,679	17,261	11,914	10,421	9,114	89,076	88,663	72,617	117,100	107,024
Pickles, chutnies, and condiments . . . . . cwts	539	593	473	569	911	1,398	2,418	2,024	3,181	5,374
Other sorts of provisions value	..	..	..	..	..	4,582	3,733	4,164	7,692	6,675
<b>Total Provisions and Oilman's stores</b> . . . . .	<b>..</b>	<b>..</b>	<b>..</b>	<b>..</b>	<b>..</b>	<b>109,310</b>	<b>107,070</b>	<b>82,475</b>	<b>134,247</b>	<b>120,856</b>
<b>Railway plant and Rolling stock</b> . . . . .	<b>..</b>	<b>..</b>	<b>..</b>	<b>..</b>	<b>..</b>	<b>..</b>	<b>..</b>	<b>..</b>	<b>..</b>	<b>2,216</b>
<b>RUBBER, RAW</b> . . . . . lbs.	<b>433,316</b>	<b>282,016</b>	<b>75,812</b>	<b>204,697</b>	<b>252,507</b>	<b>49,590</b>	<b>27,143</b>	<b>4,006</b>	<b>24,239</b>	<b>19,088</b>

NOTE.—The sterling figures have been converted at the rate of R10=£1 for 1919-20 and 1920-21, and R15=£1 for earlier years  
 (a) Separately recorded from April, 1918

STRAITS SETTLEMENTS (INCLUDING LABUAN)—continued

EXPORTS THEREOF—continued

INDIAN MERCHANDISE—continued

ARTICLES	QUANTITY					VALUE				
	1916-17	1917-18	1918-19	1919-20	1920-21	1916-17	1917-18	1918-19	1919-20	1920-21
						£	£	£	£	£
<b>SEEDS—</b>										
<b>Oil-seeds—</b>										
<b>Essential—</b>										
Ajama . . . . . tons	52	59	55	61	78	749	819	976	2,054	2,027
Ajwan . . . . . "	9	21	16	18	21	160	312	310	578	687
Aniseed . . . . . "	32	23	58	67	38	691	404	814	1,871	1,017
Coriander . . . . . "	2,282	2,205	2,216	2,526	2,586	34,936	26,328	25,545	57,617	57,541
Cumin (other than black) . . . . . "	508	253	261	329	310	23,100	13,469	13,024	23,452	25,096
Cumin, black . . . . . "	82	108	93	136	124	2,141	3,009	2,575	6,587	5,871
Fennel . . . . . "	178	83	59	82	87	4,096	1,558	1,336	2,800	3,353
Fenugreek . . . . . "	183	177	123	151	101	2,122	3,078	2,265	4,434	3,965
Other sorts . . . . . "	11	9	10	18	10	164	137	166	801	464
Total Seeds, essential . . . . . "	3,287	3,038	2,886	3,378	3,345	68,159	49,114	47,011	100,239	100,461
<b>Non-essential—</b>										
Cotton . . . . . "	89	38	51	57	153	238	244	399	909	2,169
Groundnuts . . . . . "	3,175	50,696	6,876	761	131	30,353	433,908	65,009	21,994	4,123
Linseed . . . . . "	..	..	955	..	..	13	8	9,572	..	15
Mustard . . . . . "	71	76	66	101	80	1,063	930	1,213	3,222	2,339
Poppy . . . . . "	40	38	40	42	34	609	490	708	1,672	1,360
Rape . . . . . "	32	34	18	144	24	447	467	264	5,217	841
Sesamum (til or jutil) . . . . . "	67	2,069	480	6	113	737	23,276	7,405	292	4,090
Other sorts . . . . . "	10	22	20	10	6	253	240	353	491	193
Total seeds, non-essential . . . . . "	3,434	52,973	8,456	1,130	501	33,713	459,563	84,923	33,797	15,139
Other than oilseeds . . . . . "	128	55	31	77	27	2,198	740	540	2,098	1,014
Total Seeds . . . . . "	6,849	55,061	11,403	4,535	3,963	104,070	509,417	132,483	136,134	116,614
SHELLS AND COWRIES . value	—	—	—	—	—	174	168	1	839	1,778
SOAP . . . . . cwts	63	93	90	491	166	59	117	119	1,034	290
<b>SPICES—</b>										
Cardamoms . . . . . "	83	1.6	231	120	214	756	923	1,583	1,533	2,707
Chillies . . . . . "	25,981	28,300	12,530	22,834	53,806	31,593	37,344	19,230	60,027	106,957
Other sorts . . . . . "	76	72	169	99	123	201	169	511	550	323
Total Spices . . . . . "	27,145	28,487	12,930	23,073	54,143	32,555	38,941	21,374	62,110	110,187
<b>STATIONERY (EXCLUDING PAPER) value</b>										
SUGAR . . . . . tons	53	25	29	254	336	653	323	445	7,853	11,273
TALLOW AND STEARINE (including ORANGE AND ANIMAL FAT) . . . . . cwts	1,274	2,485	2,435	5,771	4,389	3,467	10,903	10,544	30,390	25,450
TEA, BLACK . . . . . lbs	494,513	361,375	304,901	232,637	202,062	17,524	12,472	11,465	12,521	11,260
<b>TEXTILES—</b>										
<b>Cotton—</b>										
Raw . . . . . tons	1	16	2	80	..	46	1,074	155	20,088	24
Twist and yarn . . . . . lbs	4,775,631	3,809,992	2,616,363	4,036,750	3,784,900	200,164	223,327	245,036	622,895	620,134
<b>Manufactures—</b>										
Handkerchiefs and shawls in the piece . . . . . no.	124,454	24,671	30,764	49,331	46,726	2,386	1,051	945	2,799	3,693
Piece goods . . . . . yards	20,511,365	17,022,578	19,184,687	20,074,591	20,561,188	595,659	559,494	808,307	1,430,034	1,513,814
Other sorts of manufactures . . . . . value	—	—	—	—	—	5,323	4,459	2,952	5,239	13,795
Total Cotton manufactures (including twist and yarn) . . . . . "	—	—	—	—	..	803,032	788,301	1,057,330	2,060,967	2,170,436

NOTE—The sterling figures have been converted at the rate of £10=£1 for 1919-20 and 1920-21, and £15=£1 for earlier years

No. 13—continued

## STRAITS SETTLEMENTS (INCLUDING LABUAN)—continued

EXPORTS THEREFROM—continued

## INDIAN MERCHANDISE—concluded

ARTICLES	QUANTITY					VALUE				
	1916-17	1917-18	1918-19	1919-20	1920-21	1916-17	1917-18	1918-19	1919-20	1920-21
<b>TEXTILES—continued</b>										
Haberdashery and millinery . . . value	—	—	—	—	—	824	551	804	616	1,677
Jute— Raw . . . . . tons	19	..	..	..	11	305	10	..	9	208
Twist and yarn . . lbs	166,392	..	..	119,225	106,000	2,026	..	..	4,495	7,133
Manufactures— Sacking—Gunny . . . do.	7,104,500	6,072,470	7,034,850	13,514,940	7,130,300	191,991	178,514	272,738	750,646	354,617
Hessian—Gunny . . . "	80,900	..	1,000	1,580	200,320	2,162	..	82	785	4,451
Total Gunny bags . . "	7,184,500	6,072,470	7,035,850	13,516,520	7,330,620	194,153	178,514	272,790	751,431	361,068
Sacking—gunny cloth . . . yards	312,463	115,854	953,905	906,000	1,30,000	3,675	883	12,668	17,629	2,365
Hessian—gunny cloth . . . "	25,000	25,000	27,725	77,043	152,015	317	234	933	2,199	2,424
Total gunny cloth . . "	337,463	140,854	981,630	983,043	282,915	3,992	1,166	13,601	19,828	4,789
Rope and twine . . cwt	19,193	23,025	21,879	21,233	22,485	22,216	41,734	60,576	65,049	53,692
Other kinds . . . value	—	—	—	—	—	85	355	375	781	74
Total Jute manufactures (including twist and yarn) . . "	—	—	—	—	—	223,042	221,769	347,341	841,574	426,356
<b>Silk—</b>										
Manufactures— Piece goods . . . yards	38,118	5,702	2,387	1,017	2,493	4,625	666	493	223	501
Goods of silk mixed with other materials . . "	86,687	53,573	24,842	6,634	12,450	7,072	4,841	4,188	1,454	2,998
Woolen manufactures . value	—	—	—	—	—	1,356	982	1,385	1,996	5,610
<b>TOBACCO—</b>										
Unmanufactured . lbs	1,938,089	2,494,724	3,043,319	2,804,232	2,528,072	24,325	30,899	53,891	114,108	109,119
Manufactured— Cigars . . . . . "	921,559	854,276	722,959	475,467	367,699	50,564	54,826	49,599	54,341	43,905
Other sorts . . . "	36,129	42,408	121,049	217,518	362,619	887	615	3,822	12,803	118,027
<b>TOYS AND REQUISITES FOR GAMES AND SPORTS, INCLUDING FISHING TACKLE (OTHER THAN FIREARMS) . . . value</b>										
	—	—	—	—	—	199	462	379	699	376
<b>UMBRELLAS, INCLUDING PARASOLS AND SUNSHADES . . . do.</b>										
	9,991	4,093	3,777	612	3,749	858	403	679	177	1,002
<b>WAX OF ALL KINDS, OTHER THAN PARAFFIN WAX (EXCLUDING CANDLES) . . cwt</b>										
	1,499	1,191	795	38	2,049	8,205	8,280	5,160	270	16,548
<b>WOOD AND TIMBER—</b>										
Timber, other than railway sleepers— Teak wood . . . cubic tons	41	139	26	49	303	445	1,143	356	723	5,562
Manufactures of wood, other than furniture and cabinet ware . value	—	—	—	—	—	228	226	79	766	272
<b>ARTICLES EXPORTED BY POST . . . "</b>										
	—	—	—	—	—	60,244	89,774	97,160	104,373	369,455
<b>ALL OTHER ARTICLES OF MERCHANDISE . . . "</b>										
	—	—	—	—	—	5,735	6,877	10,340	12,530	8,067
<b>GRAND TOTAL . . . "</b>	—	—	—	—	—	4,928,603	4,424,188	4,692,044	7,222,523	8,711,161

## FOREIGN MERCHANDISE

ARTICLES	QUANTITY					VALUE				
	1916-17	1917-18	1918-19	1919-20	1920-21	1916-17	1917-18	1918-19	1919-20	1920-21
<b>ANIMALS, LIVING—</b>										
Horses . . . . . do.	17	18	..	..	3	250	200	..	..	180
Other kinds . . . . . "	26	30	..	..	..	179	161	..	..	..
Total Animals, Living . . "	43	57	..	..	3	429	361	..	..	180
<b>APPAREL (INCLUDING DRAPEY, UNIFORMS, AND ACCOUTREMENTS, BUT EXCLUDING SHOES) AND BOOTS AND SHOES) value</b>										
	—	—	—	—	—	2,505	2,965	1,113	4,628	3,229
<b>ARMS, AMMUNITIONS, AND MILITARY STORES . . . "</b>										
	—	—	—	—	—	94	8,355	..	40	74
<b>ART, WORKS OF . . . . . "</b>										
	—	—	—	—	—	87	1	601	..	8

NOTE.—The sterling figures have been converted at the rate of R10=£1 for 1919-20 and 1920-21, and R15=£1 for earlier years

STRAITS SETTLEMENTS (INCLUDING LABUAN)—continued

EXPORTS THERETO—continued

FOREIGN MERCHANDISE—continued

ARTICLES	QUANTITY					VALUE				
	1916-17	1917-18	1918-19	1919-20	1920-21	1916-17	1917-18	1918-19	1919-20	1920-21
BOOKS PRINTED, AND PRINTED MATTER (NOT BEING STATIONERY), INCLUDING MAPS AND CHARTS . . . . . cwt	68	134	24	62	74	£ 481	£ 1,479	£ 326	£ 975	£ 945
CARRIAGES AND CARTS (EXCLUDING RAILWAY CARRIAGES), AND PARTS THEREOF . . . . . value	—	—	—	—	—	8,605	1,169	816	4,557	4,347
CHEMICALS AND CHEMICAL PREPARATIONS (EXCLUDING CHEMICAL MANURES AND MEDICINES) . . . . . "	—	—	—	—	—	14,015	3,006	4,344	4,580	1,162
Clocks and watches . . . . . no.	148	..	6	3	10,092	40	..	10	40	6,950
CORAL . . . . . lbs	844	541	24	67	..	467	207	23	100	..
CORDAGE AND ROPE OF VEGETABLE FIBRE (excluding Jute and Cotton) . . . . . cwt	231	340	..	5	4	413	1,576	..	155	33
DRUGS AND MEDICINES (EXCLUDING CHEMICALS AND NARCOTICS)— Asafetida . . . . . "	665	121	435	144	374	2,325	360	1,476	833	3,351
Camphor . . . . . lbs	14	100	360	1,015	6,147	1	14	92	732	2,751
Quinine Salts— Other sorts . . . . . "	..	..	..	408	..	..	..	..	920	..
Other sorts of drugs and medicines . . . . . value	—	—	—	—	—	1,332	1,088	1,652	5,649	3,810
TOTAL DRUGS AND MEDICINES . . . . . "	—	—	—	—	—	3,058	2,371	3,220	8,134	9,942
DYING AND TANNING SUBSTANCES— Cutch and Gambler . . . . . cwt	17	..	..	155	400	26	..	..	776	1,290
Saffron . . . . . lbs	434	471	256	403	370	335	375	241	626	265
Other sorts (including lac dye) . . . . . cwt	1	204	36	193	122	44	1,897	244	2,091	594
TOTAL DYING AND TANNING SUBSTANCES . . . . . value	—	—	—	—	—	405	2,272	485	3,493	2,359
Earthenware and Porcelain (excluding pipes of earthenware) . . . . . "	—	—	—	—	—	11	45	10	255	1,104
FRUITS AND VEGETABLES— Fruits and Vegetables: dried, salted, or preserved— Dates . . . . . tons	1,197	1,070	781	1,043	1,487	15,884	14,307	12,306	30,152	42,299
Other sorts . . . . . "	154	114	79	105	89	8,587	5,850	5,207	11,016	12,208
FURNITURE AND CABINETRY . . . . . value	—	—	—	—	—	251	891	102	41	12
GLASS AND GLASSWARE . . . . . "	—	—	—	—	—	1,462	1,286	1,015	812	1,303
GUMS AND RESINS— Olibanum or frankincense . . . . . cwt	438	1,869	3,019	738	754	598	2,314	4,071	1,246	1,311
Other sorts . . . . . "	107	99	50	92	1,708	357	235	83	454	6,222
TOTAL GUMS AND RESINS . . . . . "	545	1,968	3,069	830	2,462	955	2,549	4,154	1,700	7,533
HARDWARE, EXCLUDING CUTLERY AND ELECTRO-PLATED WARE . . . . . value	—	—	—	—	—	3,913	17,636	21,879	14,329	13,314
INSTRUMENTS, APPARATUS, AND APPLIANCES, AND PARTS THEREOF— Electrical . . . . . "	—	—	—	—	—	297	257	244	5,543	1,200
Musical . . . . . "	—	—	—	—	—	3,075	8,142	2,113	4,380	5,235
Other sorts . . . . . "	—	—	—	—	—	1,217	938	514	1,136	614
TOTAL INSTRUMENTS, ETC. . . . . "	—	—	—	—	—	4,559	9,337	2,871	11,065	7,049
JEWELLERY INCLUDING IMITATION JEWELLERY AND PRECIOUS STONES AND PEARLS, UNSET, ALSO PLATE OF GOLD AND SILVER— Jewellery Plate of gold and silver . . . . . "	—	—	—	—	—	..	..	..	..	6,861
LIQUORS . . . . . gal.	3,373	644	746	302	1,029	552	351	488	403	7,738
MACHINERY AND MILLWORK . . . . . value	—	—	—	—	—	3,069	1,968	1,495	39,467	3,332
MATCHES . . . . . gross of boxes	3,000	..	..	3,250	..	147	..	..	550	..
METALS AND ORES— Copper . . . . . cwt	9	..	..	1	7	140	7	..	12	89
Iron or steel . . . . . tons	377	14	239	520	227	10,529	695	7,233	23,053	13,041
Lead . . . . . "	2	20	506	..	1	9	86	1,067	..	16
Others . . . . . "	5	1	..	1	..	534	45	3	363	1,132
Total Metals and Ores . . . . . "	388	10	264	521	236	11,218	833	8,293	23,428	14,279

NOTE.—The sterling figures have been converted at the rate of R10=£1 for 1919-20 and 1920-21, and R15=£1 for earlier years

No. 13—continued

## STRAITS SETTLEMENTS (INCLUDING LABUAN)—concluded

## EXPORTS THERE TO—concluded

## FOREIGN MERCHANDISE—concluded

ARTICLES	QUANTITY					VALUE				
	1916-17	1917-18	1918-19	1919-20	1920-21	1916-17	1917-18	1918-19	1919-20	1920-21
OILS . . . . . gal.	3,444	4,916	3,436	2,567	154,882	£ 671	£ 149	£ 633	£ 875	£ 13,590
PAINTS AND COLOURS . . . cwt.	480	176	394	146	443	835	533	1,837	772	1,438
PAPER AND PASTEBOARD— Writing paper and envelopes . . . . . value	—	—	—	—	—	546	665	493	915	770
Others . . . . . "	—	—	—	—	—	4,206	124	2,170	1,635	650
TOTAL . . . . . "	—	—	—	—	—	4,762	789	3,662	2,550	1,420
PERFUMERY (NOT BEING PER- FUMED SPIRITS) . . . . . "	—	—	—	—	—	40	50	101	509	203
PRINTING AND LITHO- GRAPHING MATERIALS . . . . . "	—	—	—	—	—	153	553	205	773	185
PROVISIONS AND OILMAN'S STORES . . . . . cwt.	235	609	385	155	473	921	1,578	4,677	891	2,477
MUNSBY MANUFACTURES . . . value	—	—	—	—	—	127	18	656	12,265	1,143
SPICES— Cloves . . . . . cwt	18,758	9,919	10,006	6,593	11,842	37,703	32,638	39,297	50,211	84,248
Other sorts . . . . . "	42	15	..	254	..	124	50	..	763	..
Total Spices . . . . . "	18,800	9,934	10,006	6,847	11,842	37,827	32,748	39,297	50,974	84,248
STATIONERY (EXCLUDING PAPER) . . . . . value	—	—	—	—	—	1,298	1,254	1,472	504	1,391
Sugar . . . . . tons	4	2	..	2	6	240	44	1	85	525
TEXTILES— Cotton— Raw . . . . . lbs.	12,800	10,000	2,400	12,400	176	1,013	600	256	1,522	24,399
Twist and yarn . . . . . "	—	—	—	—	5,300	—	—	—	—	910
Manufactures— Canvas . . . . . yards	1,118	625	1,207	3,132	3,510	65	42	98	410	623
Piece goods— Grey (unbleached). . . . . "	459,323	340,358	229,303	284,063	398,099	7,292	7,958	8,078	18,029	22,568
White (bleached) . . . . . "	514,472	247,045	111,198	82,138	232,759	10,112	7,387	5,074	4,455	17,770
Coloured, printed, or dyed . . . . . "	1,483,833	651,331	524,904	304,496	230,452	25,452	26,616	25,512	21,069	27,728
Hosiery . . . . . value	—	—	—	—	—	738	783	243	754	207
Lace and patent net yards	14,200	..	5,455	21,795	1,850	300	..	406	1,493	240
Other sorts of manu- factures . . . . . value	—	—	—	—	—	3,216	3,622	3,009	967	3,068
Total Cotton manufac- tures (including twist and yarn) . . . . . "	—	—	—	—	—	58,808	47,170	42,675	49,598	73,274
Haberdashery and Mill- nery . . . . . "	—	—	—	—	—	5,242	1,789	1,608	1,708	1,477
Silk— Manufactures— Piece goods . . . . . yards	32,952	15,716	2,641	3,839	12,129	1,869	1,371	447	1,440	2,561
Other sorts . . . . . value	—	—	—	—	—	1,331	556	506	530	100
Total Silk manufactures . . . . . "	—	—	—	—	—	3,200	2,229	953	1,970	2,661
Wool— Manufactures— Piece goods . . . . . yards	6,323	2,233	1,237	..	670	639	847	512	..	128
Other sorts . . . . . value	—	—	—	—	—	1,113	539	21	2,054	737
Total Woollen manufactures . . . . . "	—	—	—	—	—	1,752	1,406	513	2,054	875
TOBACCO . . . . . lbs.	4,593	98,147	951	..	2,695	1,357	4,433	224	..	1,174
TOYS AND REQUISITES FOR GAMES AND SPORTS, IN- CLUDING FISHING TACKLE (other than FIRE- ARMS) . . . . . value	—	—	—	—	—	693	374	98	183	125
WAX OF ALL KINDS (other than PARAFFIN WAX (excluding candles). . . . . cwt.	..	..	123	..	77	..	..	695	..	802
WOOD AND TIMBER— Manufactures of wood (other than furniture cabinet ware) . . . . . value	—	—	—	—	—	169	202	17,424	654	169
ARTICLES (NOT SPECIFIED) RE-REPORTED BY ROY . . . . . "	—	—	—	—	—	21,284	16,739	51,769	26,913	6,294
ALL OTHER ARTICLES OF MERCHANDISE . . . . . "	—	—	—	—	—	4,690	3,048	2,745	2,970	10,263
GRAND TOTAL . . . . . "	—	—	—	—	—	232,489	194,960	242,240	320,907	390,147
GRAND TOTAL OF INDIAN AND FOREIGN MERCHAN- DISE . . . . . "	—	—	—	—	—	4,271,092	4,619,128	4,923,284	7,579,740	9,091,308

NOTE.—The sterling figures have been converted at the rate of £10—£1 for 1919-20, and 1920-21, and £15—£1 for earlier years



No. 13—continued

FEDERATED MALAY STATES

IMPORTS THEREFROM

ARTICLES	QUANTITY					VALUE				
	1916-17	1917-18	1918-19	1919-20	1920-21	1916-17	1917-18	1918-19	1919-20	1920-21
<b>METALS AND ORES—</b>						£	£	£	£	£
TIN—										
Unwrought (blocks, ingots, bars and slabs) . cwts	701	433	263	100	134	6,074	4,141	3,332	1,903	2,564
ARTICLES IMPORTED BY POST value	—	—	—	—	—	—	—	—	—	66
ALL OTHER ARTICLES OF MERCHANDISE . "	—	—	—	—	—	702	1,022	2,122	4,743	2,946
<b>GRAND TOTAL . . . . .</b>	—	—	—	—	—	7,376	5,163	5,454	6,646	5,546

EXPORTS THERETO

INDIAN MERCHANDISE

ARTICLES	QUANTITY					VALUE				
	1916-17	1917-18	1918-19	1919-20	1920-21	1916-17	1917-18	1918-19	1919-20	1920-21
<b>ANIMALS, LIVING . . . . .</b>						£	£	£	£	£
Animals, living . . . . . no.	1,295	1,669	720	966	648	7,113	8,569	4,021	11,736	9,368
<b>APPAREL (INCLUDING DRESSERY, UNIFORMS, AND ACCOUTREMENTS, BUT EXCLUDING HOSIERY AND BOOTS AND SHOES) . . . . .</b>										
Apparel (including dressery, uniforms, and accoutrements, but excluding hosiery and boots and shoes) . value	—	—	—	—	—	1,098	624	638	866	954
<b>BOOKS, PRINTED, AND PRINTED MATTER (INCLUDING MAPS AND CHARTS) . . . . .</b>										
Books, printed, and printed matter (including maps and charts) . cwts	105	78	49	47	53	591	631	415	683	738
<b>CANDLES OF ALL KINDS . . . . .</b>										
Candles of all kinds . lbs	172,567	140,682	186,976	110,936	5,625	3,237	2,640	3,508	3,120	158
<b>CHEMICALS AND CHEMICAL PREPARATIONS . . . . .</b>										
Chemicals and chemical preparations . value	—	—	—	—	—	710	—	—	42	—
<b>COIN MANUFACTURES . . . . .</b>										
Coin manufactures . tons	—	5	16	2	2	18	220	631	115	118
<b>FODDER, BRAN, AND POLLARDS (EXCLUDING OILCAKE) . . . . .</b>										
Fodder, bran, and pollards (excluding oilcake) . value	—	—	—	—	—	1,054	971	622	579	463
<b>FRUITS AND VEGETABLES . . . . .</b>										
Fruits and vegetables . "	—	—	—	—	—	281	464	2,083	1,087	547
<b>GRAIN, PULSE, AND FLOUR—Rice, not in the husk . . . . .</b>										
Grain, pulse, and flour—Rice, not in the husk . tons	1,273	1,565	858	4,167	42,464	11,651	16,320	9,755	69,724	677,348
<b>HARDWARE AND CUTLERY, INCLUDING PLATED WARE . . . . .</b>										
Hardware and cutlery, including plated ware . value	—	—	—	—	—	693	500	514	1,011	2,103
<b>INSTRUMENT, APPARATUS, AND APPLIANCES, AND PARTS THEREOF . . . . .</b>										
Instrument, apparatus, and appliances, and parts thereof . "	—	—	—	—	—	1,908	135	1,533	1,000	1,503
<b>METALS AND ORES . . . . .</b>										
Metals and ores . tons	205	143	3	1	351	843	1,037	558	510	13,178
<b>OILS . . . . .</b>										
Oils . gals.	4,882	5,997	4,959	755	464	1,295	1,301	1,856	876	298
<b>PAPERS AND PAPERBOARD . . . . .</b>										
Papers and paperboard . value	—	—	—	—	—	465	1,030	—	17	10
<b>PAINT AND PAINTERS' MATERIALS . . . . .</b>										
Paint and painters' materials . "	—	—	—	—	—	5,405	1,619	610	344	—
<b>PROVISIONS AND OILMAN'S STORES . . . . .</b>										
Provisions and oilman's stores . value	—	—	—	—	—	2,411	2,163	3,229	3,697	3,232
<b>SEEDS . . . . .</b>										
Seeds . tons	14	71	161	13	16	202	971	2,353	275	413
<b>SPICES . . . . .</b>										
Spices . cwts	107	824	361	51	80	121	1,153	581	212	265
<b>TEXTILES—</b>										
<b>Cotton—</b>										
Manufactures—										
Piece goods—										
Grey (unbleached) yards	105,359	441,373	162,072	1,025,259	206,100	1,443	7,654	5,627	46,502	10,305
White (bleached) "	91,195	1,168	—	—	496	1,209	39	—	—	44
Coloured, printed, or dyed . "	646,863	636,654	379,586	346,305	516,807	18,970	27,710	18,774	27,533	47,788
Haberdashery and millinery . value	—	—	—	—	—	665	145	15	15	166
Jute manufactures . "	—	—	—	—	—	125	30	10	986	2,520
Silk manufactures . "	—	—	—	—	—	7,945	4,536	2,723	314	2,726
Wool manufactures . "	—	—	—	—	—	98	20	—	12	1,138
<b>TOBACCO—</b>										
Manufactured—										
Cigars . lbs	902,267	1,011,533	1,163,189	1,189,657	1,363,588	11,270	12,860	20,652	43,845	49,194
Cigars . "	62,972	33,014	20,713	6,056	765	1,736	1,231	850	550	54
<b>ARTICLES EXPORTED BY POST . . . . .</b>										
Articles exported by post . value	—	—	—	—	—	17,219	22,430	19,217	33,647	39,671
<b>ALL OTHER ARTICLES OF MERCHANDISE . . . . .</b>										
All other articles of merchandise . "	—	—	—	—	—	2,319	2,403	3,454	1,708	2,009
<b>GRAND TOTAL . . . . .</b>	—	—	—	—	—	102,145	120,158	104,129	241,348	366,291

NOTE.—The sterling figures have been converted at the rate of R10=£1 for 1919-20 and 1920-21, and R15=£1 for earlier years

No. 13—continued

## FEDERATED MALAY STATES—continued

## EXPORTS THEREFROM—continued

## FOREIGN MERCHANDISE

ARTICLES	QUANTITY					VALUE				
	1916-17	1917-18	1918-19	1919-20	1920-21	1916-17	1917-18	1918-19	1919-20	1920-21
Carrriages and cabs (including railway carriages) and parts thereof value	—	—	—	—	—	£ 320	£ 80	£ ..	£ 33	£ 1,133
Hardware (excluding cutlery and Electro-plated ware) value	—	—	—	—	—	£ 42	£ 171	£ 7	£ 113	£ 1,393
INSTRUMENTS, APPARATUS, AND APPLIANCES, AND PARTS THEREOF value	—	—	—	—	—	£ 1,312	£ 2,098	£ 2,597	£ 2,601	£ 1,343
METALS AND ORES tons	96	3	..	33	17	2,034	188	8	2,201	1,310
TEXTILES—										
Cotton—										
Manufactures										
Piece goods—										
Grey (unbleached) yards	442,418	271,042	33,482	333,750	120,313	7,333	7,344	1,229	21,293	7,990
White (bleached) "	172,026	289,360	16,500	128,456	15,100	3,774	9,359	842	9,198	1,315
Coloured, printed, or dyed "	343,184	187,652	4,869	974,692	53,488	6,566	6,057	259	69,038	3,751
Other sorts of manufactures value	—	—	—	—	—	£ 20	£ ..	£ 2	£ 1,079	£ ..
Total of Cotton manufactures (including twist and yarn) value	—	—	—	—	—	£ 17,693	£ 22,790	£ 2,392	£ 101,208	£ 12,956
ARTICLES RE-EXPORTED BY POST value	—	—	—	—	—	£ 1,262	£ 2,206	£ 1,324	£ 674	£ 125
ALL OTHER ARTICLES OF MERCHANDISE value	—	—	—	—	—	£ 389	£ 1,688	£ 971	£ 1,543	£ 1,468
GRAND TOTAL value	—	—	—	—	—	£ 24,052	£ 29,823	£ 7,299	£ 108,376	£ 19,785
GRAND TOTAL OF INDIAN AND FOREIGN MERCHANDISE value	—	—	—	—	—	£ 125,197	£ 149,980	£ 111,423	£ 349,722	£ 386,076

## SUMATRA

## IMPORTS THEREFROM

ARTICLES	QUANTITY					VALUE				
	1916-17	1917-18	1918-19	1919-20	1920-21	1916-17	1917-18	1918-19	1919-20	1920-21
COAL, COKE AND PATENT FUEL—										
Coal tons	..	..	125	..	330	£ ..	£ ..	£ 333	£ ..	£ 1,370
HARDWARE, excluding CUTLERY and ELECTRO-PLATED WARE value	—	—	—	—	—	£ 911	£ 68	£ 2,929	£ ..	£ ..
HIDES AND SKINS, RAW—										
Hides, Raw tons	80	..	..	..	..	7,377	..	..	..	..
OILS—										
Mineral—										
Fuel oils gals.	1,604,517	615,907	1,593,907	..	..	15,993	6,799	16,976	..	..
Kerosene "	32,500	..	..	..	984	1,296	..	..	..	67
Petroleum, dangerous (flashing below 70°F (Benzine, Benzol, Petrol, and other motor spirits) "	..	224,990	62,000	..	..	..	23,246	6,175	..	..
Other kinds of mineral oils "	22,750	..	15,310	..	..	685	..	7,064	..	..
Total Oils value	1,659,767	840,897	1,661,717	..	984	19,974	37,045	25,214	..	67
TMA—										
Black lbs	31,803	30	..	..	11	3,326	2	..	..	1
TOBACCO—										
Unmanufactured lbs	..	29,325	67,359	12,712	10,306	..	2,396	9,112	1,990	2,998
ALL OTHER ARTICLES OF MERCHANDISE value	—	—	—	—	—	£ 1,990	£ 1,281	£ 702	£ 2,260	£ 109
GRAND TOTAL value	—	—	—	—	—	£ 32,078	£ 40,793	£ 38,299	£ 5,250	£ 4,545

NOTE.—The sterling figures have been converted at the rate of R10=£1 for 1919-20 and 1920-21, and R15=£1 for earlier years.



No. 13—continued

JAVA

IMPORTS THEREFROM

ARTICLES	QUANTITY					VALUE				
	1916-17	1917-18	1918-19	1919-20	1920-21	1916-17	1917-18	1918-19	1919-20	1920-21
CHEMICALS AND CHEMICAL PREPARATIONS (excluding CHEMICAL MANURES AND MEDICINES) . . . value	—	—	—	—	—	302	57	4,393	3,067	179
COFFEE, other than roasted or ground . . . cwt	2	1,855	..	4,543	14,040	4	3,844	6	23,847	62,145
DRUGS AND MEDICINES (excluding CHEMICALS AND NARCOTICS)—										
Quinine Salts—quinine sulphate or bisulphate . . . lbs	6,942	23,508	52,494	27,461	23,258	19,588	40,800	92,257	86,334	78,914
Quinine hydrochloride or dihydrochloride . . . "	760	1,747	8,667	3,504	3,983	2,115	3,783	9,197	19,648	18,284
Other sorts . . . value	—	—	—	—	—	9,013	12,665	12,929	6,872	1,048
Total Drugs and Medicines . . . "	—	—	—	—	—	26,711	57,234	114,423	107,344	97,148
GRAIN, PULSE, AND FLOUR . . . tons	1	189	1	16	10	11	1,640	20	353	264
HAIR, FUR, AND LEATHER . . . value	—	—	—	—	—	3,999	2,600	12,007	16,923	36,691
IRON AND STEEL . . . tons	..	29	1	..	..	..	2,475	256	..	..
IRON AND STEEL—value	..	—3,925	—100	..	..	..	..	..	..	..
LIQUORS . . . value										
Brandy . . . gals	3,316	4,209	20	9,219	9,560	739	819	12	1,904	2,693
Rum . . . "	60,820	76,250	202,283	237,340	156,757	4,763	6,987	22,113	36,321	29,909
Spirit, methylated . . . "	231,911	175,264	241,496	217,323	98,848	24,352	18,438	33,365	28,143	29,904
Other sorts of spirit . . . "	2,495	5,622	14,236	60,035	207,348	394	787	1,869	7,555	48,568
Total Spirit . . . "	298,542	261,405	458,035	524,426	572,513	30,247	26,661	58,379	64,238	111,131
Other sorts of liquors . . . "	540	1	27	1,658	1,082	162	(a)	12	391	811
Total Liquors . . . "	299,082	261,406	458,062	526,084	573,595	30,409	26,661	58,391	64,644	111,942
MACHINERY AND MILLWORK value	—	—	—	—	—	300	4,724	1,118	669	270
METALS AND ORES . . . tons	..	13	4	67	29	31	516	66	17,372	6,000
METALS AND ORES—value	..	..	..	..	..	..	..	333	7,131	3,117
PROVISIONS AND OILMAN'S STORES (including FISH AND FRUITS AND VEGETABLES, CANNED OR BOTTLED)—										
Farinaceous and patent food . . . cwt	62	2,794	1	2,095	391	15	2,035	7	2,809	590
Milk, condensed and preserved, including milk cream . . . "	8	..	878	6	10	20	..	2,047	31	59
Canned and bottled provisions . . . "	11	7	16	722	48	30	32	69	2,392	244
Other sorts of provisions value	—	—	—	—	—	279	..	67	491	681
Total Provision and Oilman's stores . . . "	—	—	—	—	—	374	2,067	2,190	7,783	1,674
SPICES . . . tons	31	315	14	222	..	2,753	3,927	336	6,311	29
Pepper . . . cwt	..	400	..	678	38	..	1,427	..	2,908	185
Other sorts . . . "	553	553	2	893	11	496	946	1	1,380	24
Total Spices . . . "	553	953	2	1,571	47	496	2,873	1	4,288	179
SUGAR—										
Sugar, 16 Dutch standard and above . . . tons	277,696	243,716	263,073	249,256	291,109	2,425,240	7,538,042	7,100,184	12,405,427	14,203,549
Sugar, 15 Dutch standard and below . . . "	..	..	..	226	499	..	7	..	15,496	27,309
Molasses . . . "	97,899	23,026	18,544	71,919	106,049	315,911	147,032	122,098	393,303	1,045,042
Confectionery . . . "	..	..	..	..	..	..	..	..	..	63
Total Sugar . . . "	475,594	401,752	331,717	421,551	398,657	2,741,151	7,662,081	7,222,282	12,814,236	15,276,923
TEA—										
Black . . . lbs	74,562	65,375	183,329	178,081	39,137	3,922	2,809	12,426	15,010	2,147

NOTE.—The sterling figures have been converted at the rate of £10=21 for 1919-20 and £15=21 for earlier years.  
(a) Value £2=100. 6d.

No. 13—continued

JAVA—continued

IMPORTS THEREFROM—continued

ARTICLES	QUANTITY					VALUE				
	1916-17	1917-18	1918-19	1919-20	1920-21	1916-17	1917-18	1918-19	1919-20	1920-21
<b>TEXTILES—</b>						£	£	£	£	£
Cotton—										
Manufactures—										
Piece goods—										
White (Bleached) yards	..	50,000	..	..	..	..	1,683	..	..	..
Jute—										
Manufactures—										
Gunny bags no.	50,000	..	1,200	1,600	..	1,499	..	36	82	..
cloth yards	..	..	96,000	..	..	..	..	1,000	..	..
Silk—										
Manufactures—										
Silk piece goods	..	..	..	..	2,945	..	..	..	..	1,032
<b>WOOD AND TIMBER—</b>										
Timber (other than railway sleepers)—										
Jarrah wood cub. tons	..	..	91	..	..	..	..	1,101	..	..
Teak	3,081	487	321	395	14	26,032	6,477	4,845	7,955	185
Other timber	39	207	47	52	65	98	1,666	633	1,164	1,002
Total Timber	3,120	694	459	447	79	26,728	7,143	6,579	9,119	1,187
<b>ARTICLES IMPORTED BY POST</b> value	—	—	—	—	—	189	33	4	68	2,239
<b>ALL OTHER ARTICLES OF MERCHANDISE</b>	—	—	—	—	—	3,998	7,342	4,732	17,485	4,581
<b>GRAND TOTAL</b>	—	—	—	—	—	8,841,857	7,810,655	7,439,507	19,038,772	15,618,304

EXPORTS THERETO

INDIAN MERCHANDISE

ARTICLES	QUANTITY					VALUE				
	1916-17	1917-18	1918-19	1919-20	1920-21	1916-17	1917-18	1918-19	1919-20	1920-21
<b>ANIMALS, LIVING</b> no.	..	681	579	170	437	£	£	£	£	£
<b>APPAREL (INCLUDING DRAPEY, UNIFORMS, AND ACCOUTREMENTS, BUT EXCLUDING HOSIERY AND BOOTS AND SHOES)</b> value	—	—	—	—	—	1,148	1,022	371	2,656	4,263
<b>ART WORKS OF</b>										
Book printed and printed matters and (not being stationery) including maps charts cwt	23	..	6	38	131	283	..	04	253	872
Chemicals and Chemical preparations—										
Saltpetre	..	..	70	208	631	..	..	99	362	1,488
Other sorts	..	..	..	..	..	393	..	573	157	1,275
Total Chemicals	..	..	..	..	..	393	..	672	519	2,763
<b>COAL, COKE, AND PATENT FUEL</b> tons	27,243	..	..	18,811	15,457	17,145	..	..	22,172	20,242
Coal manufactured	..	..	8	5	11	3	2	363	282	740
<b>CORDAGE AND ROPE OF VEGETABLE FIBRE (excluding JUTE AND COTTON)</b> cwt	3,171	3,888	3,317	1,337	2,182	4,247	5,125	4,635	3,159	5,477
<b>FODDER, STRAW, AND POLLARDS (EXCLUDING OIL CAKES)</b> value	—	—	—	—	—	320	150	107	886	186
<b>FRUITS AND VEGETABLES</b>										
<b>FURNITURE AND CABINETRY</b>										
Netware	..	..	..	..	..	112	188	507	542	529
<b>GRAIN, PULSER, AND FLOUR—</b>										
Rice, not in the husk tons	115,928	69,738	83,767	6,021	27,689	760,017	450,338	626,193	78,063	492,602
Other sorts	8	48	70	11	26	72	334	684	304	396
Total Grain, Pulser, and Flour	116,936	69,786	83,836	6,032	27,715	760,089	450,692	626,877	78,367	492,998
<b>GUMS AND RESINS</b> cwt	1,399	..	263	331	2,162	1,514	..	616	909	4,390
<b>HARDWARE AND CUTLERY INCLUDING PLATED WARE</b> value	—	—	—	—	—	340	253	18	528	2,080
<b>INSTRUMENTS, APPARATUS, AND APPLIANCES, AND PARTS THEREOF</b>										
LAC	..	..	..	..	..	143	240	773	845	711
<b>LEATHER—</b>										
Shell	403	1,060	846	308	831	2,774	10,589	8,890	7,325	23,658
Skins, tanned or dressed	..	..	..	8	5	..	..	124	2,636	3,759
Unwrought	..	..	..	7,472	26,971	..	..	..	641	4,340
<b>MACHINERY AND MILL WORK</b> value	—	—	—	32	822	64	..	4	680	..
<b>MANURES</b> tons	1,809	4,206	5,541	6,264	1,632	35,682	85,787	133,309	117,931	58,146
<b>METALS AND ORES</b>										
Iron	405	139	..	180	180	2,009	537	16	4,668	9,187
<b>OLDS</b> gals.	33	719	3,210	3,660	8,811	50	948	1,149	2,617	6,027
<b>OILCAKES</b> tons	690	30,485	24,038	2,774	2,391	1,755	139,115	116,789	28,278	19,686
<b>ORISM</b> sheets	1,908	1,800	2,400	2,000	3,000	..	..	..	..	..
Paper and paste board	2,331	2,635	3,518	2,930	1,396	341,978	300,000	400,000	500,000	750,000
<b>PROVISIONS AND OILMAN'S STORES</b>										
Tea	..	..	..	..	..	2,275	1,660	3,669	7,729	11,668
Other sorts	56	34	72	12	12	11,850	7,743	2,657	4,469	5,834
Total Seeds	70	326	393	118	177	1,220	2,951	3,658	3,143	4,184
<b>GRAND TOTAL</b>	135	360	335	130	169	13,070	10,894	6,348	7,612	10,078

NOTE.—The sterling figures have been converted at the rate of £10=₹1 for 1919-20 and 1920-21, and £15=₹1 for earlier years.

No. 13—continued

JAVA—concluded

EXPORTS THEREOF—continued

INDIAN MERCHANDISE—continued

ARTICLES	QUANTITY					VALUE				
	1916-17	1917-18	1918-19	1919-20	1920-21	1916-17	1917-18	1918-19	1919-20	1920-21
Sugar . . . . . tons	..	..	..	..	..	..	..	..	708	..
<b>TEXTILES—</b>										
Cotton—										
Twist and yarn . . . lbs	1,026,600	500,720	613,780	1,236,500	827,050	48,784	32,544	57,129	45,025	154,464
Manufactures—										
Handkerchiefs and shawls in the piece no.	15,708	5,802	3,706	400	..	536	249	527	80	..
Piece goods . . . . . yards	236,791	714,588	364,194	329,940	377,900	6,668	18,470	43,300	23,504	31,400
Other sorts of manufactures . . . value	..	..	..	..	..	977	1,908	1,342	4,151	7,900
Total Cotton manufactures (including twist and yarn)	..	..	..	..	..	56,019	52,177	81,956	73,450	190,772
Haberdashery and Millinery ..	..	..	..	..	..	334	291	98	417	799
Hemp, raw . . . . . cwt.	..	..	320	928	175	..	..	747	6	438
<b>Jute—</b>										
Manufactures—										
Canvas . . . . . yards	..	22,000	18,404	6,048	2,000	..	1,175	2,064	211	150
Gunny bags . . . . . no.	20,971,120	20,717,600	22,428,800	17,391,900	24,612,530	604,524	686,370	968,308	1,045,693	1,231,638
" cloth . . . . . yards	495,500	240,000	279,800	270,000	280,000	6,531	4,119	6,522	8,146	6,029
Rope and twine . . . cwt	7,086	7,933	8,712	5,184	6,080	8,709	16,498	12,451	17,674	16,421
Other kinds . . . . . value	..	..	..	..	..	38	..	141	..	432
Total Jute manufactures (including twist and yarn)	..	..	..	..	..	619,802	710,162	990,476	1,072,124	1,244,670
Wool—										
Carpets and rugs . . . . . lbs	9,205	4,088	12,350	25,128	56,202	1,127	546	1,270	4,559	18,909
TOBACCO	7,126	6,475	13,576	6,770	14,494	219	169	743	448	808
WAX OF ALL KINDS, OTHER THAN PARAFFIN WAX (EXCLUDING CANDLES) . . . cwt	120	81	247	3	238	62	615	1,488	46	2,008
ARTICLES EXPORTED BY POST . . . . . value	..	..	..	..	..	2,000	1,069	2,016	2,680	5,300
ALL OTHER ARTICLES OF MERCHANDISE ..	..	..	..	..	..	1,305	2,328	2,131	2,227	6,197
<b>GRAND TOTAL</b> ..	..	..	..	..	..	1,867,568	1,774,900	2,299,238	1,956,951	2,905,887

FOREIGN MERCHANDISE

ARTICLES	QUANTITY					VALUE				
	1916-17	1917-18	1918-19	1919-20	1920-21	1916-17	1917-18	1918-19	1919-20	1920-21
APPAREL (EXCLUDING HOSIERY AND BOOTS AND SHOES) . . . . . value	..	..	..	..	..	230	79	214	1,762	623
CHEMICALS AND CHEMICAL PREPARATIONS ..	..	..	..	..	..	1,704	483	..	..	6
Fruits and vegetables ..	..	..	..	..	..	5	53	..	70	388
ROBS AND RESINS . . . . . cwt	..	..	..	..	..	..	..	1,244	..	..
HAIRDWARE (EXCLUDING CUTLERY AND ELECTRO-PLATED WARE) . . . . . value	..	..	..	..	..	7,263	5,155	7,728	23,634	28,756
METALS AND ORES—										
Iron or steel . . . . . tons	706	..	..	..	168	2,400	..	..	..	5,624
Lead . . . . . cwt	392	..	..	..	..	612	..	..	..	..
PAPER AND PAPERBOARD . . . . . value	..	..	..	..	..	90	234	1,365	..	..
Provisions and Oilman's stores . . . . . cwt	..	..	..	..	835	7	..	..	6	8,775
SUGAR—										
Sugar, 16 Dutch standard and above . . . . . tons	..	..	..	..	..	..	..	..	1,801	..
<b>TEXTILES—</b>										
Cotton manufactures (including Twist and yarn) value	..	..	..	..	..	2,488	1,274	2,962	7,610	96,226
Haberdashery and millinery ..	..	..	..	..	..	448	289	879	191	1,083
Silk, raw . . . . . lbs	..	..	..	2,100	..	..	..	..	2,940	..
Silk manufactures . . . . . value	..	..	..	..	..	891	212	64	635	508
Woolen manufactures . . . . . value	..	..	..	..	..	230	..	37	340	620
FOOD AND TIMBER—										
Manufactures of wood, other than furniture and cabinetware ..	..	..	..	..	..	2,204	..	12	6	..
ARTICLES RE-EXPORTED BY POST ..	..	..	..	..	..	642	6,634	26,749	1,938	760
ALL OTHER ARTICLES OF MERCHANDISE ..	..	..	..	..	..	642	1,352	1,854	2,047	4,291
<b>GRAND TOTAL</b> ..	..	..	..	..	..	28,236	18,902	52,816	47,580	151,677
<b>GRAND TOTAL OF INDIAN AND FOREIGN MERCHANDISE</b> ..	..	..	..	..	..	1,895,804	1,793,802	2,352,054	2,004,531	3,057,564

NOTE.—The sterling figures have been converted at the rate of R10=£1 for 1919-20 and 1920-21, and R15=£1 for earlier years.

BORNEO  
CELEBES AND OTHER ISLANDS

( 384 )

No. 13—continued

BORNEO (BRITISH AND DUTCH)  
IMPORTS THEREFROM

ARTICLES	QUANTITY					VALUE				
	1916-17	1917-18	1918-19	1919-20	1920-21	1916-17	1917-18	1918-19	1919-20	1920-21
<b>OILS—</b>						£	£	£	£	£
Mineral—										
Fuel oils . . . . . gals.	9,454,076	8,864,208	2,930,070	10,081,892	17,022,348	93,567	71,233	62,089	330,918	6,10,135
Kerosene . . . . . "	5,828,435	29,525	18,360	27,140,891	13,336,183	168,078	1,589	1,041	1,425,142	6,42,205
Lubricating oils . . . . . "	3,921,951	2,719,069	4,775,738	1,704,918	2,335,065	135,904	124,579	213,454	118,544	1,74,404
Other kinds . . . . . "	..	30,027	45,459	830,136	1,088,377	..	1,753	2,249	23,062	62,925
Total Mineral oils . . . . . "	19,205,063	9,142,834	7,769,627	40,717,837	33,782,573	397,549	199,154	268,333	1,903,656	1,489,669
PARAFFIN WAX . . . . . tons	264	160	..	..	..	9,856	8,400	..	..	..
ARTICLES IMPORTED BY POST . . . . . value	—	—	—	—	—	19	..	..	..	..
ALL OTHER ARTICLES OF MERCHANDISE . . . . . "	—	—	—	—	—	283	2,435	4,782	20	157
<b>GRAND TOTAL</b> . . . . . "	—	—	—	—	—	407,707	209,989	278,615	1,903,686	1,489,816

EXPORTS THERETO

INDIAN MERCHANDISE

ARTICLES	QUANTITY					VALUE				
	1916-17	1917-18	1918-19	1919-20	1920-21	1916-17	1917-18	1918-19	1919-20	1920-21
<b>OPIMUM</b> . . . . .						£	£	£	£	£
{ chests	..	20	180	144	188	..	3,336	21,667	36,000	47,000
{ mowt	..	—30	—190	—211	—272	..	..	..	..	..
<b>TEXTILES -</b>										
Cotton manufactures (including twist and yarn) . . . . . value	—	—	—	—	—	..	740	3,885	..	..
Jute—										
Manufactures—										
Gunny bags . . . . . no.	300,000	946,000	422,800	300,500	249,600	6,000	18,940	8,999	10,518	12,095
ARTICLES EXPORTED BY POST . . . . . value	—	—	—	—	—	54	46	1,148	4,165	44,451
ALL OTHER ARTICLES OF MERCHANDISE . . . . . "	—	—	—	—	—	657	1,467	583	1,215	987
<b>GRAND TOTAL</b> . . . . . "	—	—	—	—	—	6,711	24,529	36,282	51,898	104,533

FOREIGN MERCHANDISE

ARTICLES	QUANTITY					VALUE				
	1916-17	1917-18	1918-19	1919-20	1920-21	1916-17	1917-18	1918-19	1919-20	1920-21
<b>TOTAL VALUE</b> . . . . .	—	—	—	—	—	£	£	£	£	£
						47	442	185	14	128
<b>GRAND TOTAL OF INDIAN AND FOREIGN MERCHANDISE</b> . . . . . value	—	—	—	—	—	6,758	24,971	36,467	51,912	104,661

CELEBES AND OTHER ISLANDS  
IMPORTS THEREFROM

ARTICLES	QUANTITY					VALUE				
	1916-17	1917-18	1918-19	1919-20	1920-21	1916-17	1917-18	1918-19	1919-20	1920-21
<b>OILS—</b>						£	£	£	£	£
Mineral—										
Fuel oil . . . . . gals.	757,282	615,920	..	759,637	..	7,844	7,501	..	16,181	..
ALL OTHER ARTICLES OF MERCHANDISE . . . . . value	—	—	—	—	—	225	247	85	51	..
<b>GRAND TOTAL</b> . . . . . "	—	—	—	—	—	8,069	7,748	85	16,232	..

NOTE.—The sterling figures have been converted at the rate of B10=£1 for 1919-20 and 1920-21, and B15=£1 for earlier years.

No. 13—continued

## CELEBES AND OTHER ISLANDS—continued

## EXPORTS THERETO

## INDIAN MERCHANDISE

ARTICLES	QUANTITY					VALUE				
	1916-17	1917-18	1918-19	1919-20	1920-21	1916-17	1917-18	1918-19	1919-20	1920-21
COAL, COKE AND PATENT FUEL tons	..	..	..	5,000	..	£	£	£	£ 6,118	£
BEAN, PULSE, AND FLOUR—										
Rice, not in the husk ..	4,257	8,842	..	..	..	25,836	51,719	..	..	..
TEXTILES—										
Cotton—										
Twist and Yarn .. lb	..	2,400	1,300	29,000	49,000	..	800	120	5,880	12,777
Jute—										
Manufactures—										
Gunny bags .. no.	914,500	447,000	584,530	806,300	848,000	22,175	10,948	20,081	42,974	86,801
Other kinds .. value	—	—	—	—	—	578	266	268	550	628
Total Jute manufactures (including twist and yarn) ..	—	—	—	—	—	22,753	11,209	21,199	43,524	87,429
TOBACCO—										
Cigarettes .. lbs.	..	..	..	17,320	..	..	..	..	784	..
ALL OTHER ARTICLES OF MERCHANDISE .. value	—	—	—	—	—	206	..	238	774	352
GRAND TOTAL ..	—	—	—	—	—	43,855	63,228	21,552	56,739	51,568

## FOREIGN MERCHANDISE

ARTICLES	QUANTITY					VALUE				
	1916-17	1917-18	1918-19	1919-20	1920-21	1916-17	1917-18	1918-19	1919-20	1920-21
TEXTILES—										
Cotton, twist and yarn .. lb	..	..	6,000	..	..	..	..	705	..	..
ALL OTHER ARTICLES OF MERCHANDISE .. value	—	—	—	—	—	14	19	..	138	..
GRAND TOTAL ..	—	—	—	—	—	14	19	705	138	..
GRAND TOTAL OF INDIAN AND FOREIGN MERCHANDISE ..	—	—	—	—	—	43,869	63,207	22,257	56,877	51,568

## SIAM

## IMPORTS THEREFROM

ARTICLES	QUANTITY					VALUE				
	1916-17	1917-18	1918-19	1919-20	1920-21	1916-17	1917-18	1918-19	1919-20	1920-21
CO—										
Stick and seed .. cwts	..	..	..	..	796	..	..	..	..	9,472
PAPER AND PAPERBOARD—										
Paper—										
Printing paper ..	835	..	..	..	..	2,769	..	..	..	..
RAILWAY PLANT AND ROLLING-STOCK—										
Materials for construction—										
Sleepers of wood .. tons	5	60	..	362	282	50	450	..	4,492	2,046
TEXTILES—										
Silk, raw .. lbs	170,450	174,022	39,182	57,651	23,789	24,017	40,551	9,925	27,096	14,080
WOOD AND TIMBER—										
Timber other than railway sleepers—										
Teak .. cubic tons	20,922	23,246	5,944	26,339	29,684	182,278	252,251	105,230	729,824	534,808
Other timber ..	7,728	8,540	11,059	4,412	1,961	51,027	67,360	114,095	52,856	27,123
ARTICLES IMPORTED BY POST .. value	—	—	—	—	—	722	1,488	2,547	7,609	15,261
ALL OTHER ARTICLES OF MERCHANDISE ..	—	—	—	—	—	2,901	540	2,107	2,108	2,465
GRAND TOTAL ..	—	—	—	—	—	277,732	370,240	225,904	822,758	607,066

NOTE.—The sterling figures have been converted at the rate of £10=21 for 1919-20 and 1920-21, and £15=21 for earlier years



## No. 13—continued

## SIAM—continued

## EXPORTS THEREOF

## INDIAN MERCHANDISE

ARTICLES	QUANTITY					VALUE				
	1916-17	1917-18	1918-19	1919-20	1920-21	1916-17	1917-18	1918-19	1919-20	1920-21
ANIMALS, LIVING . . . . . DO.	1,018	124	289	615	728	£ 100	£ 70	£ 387	£ 1,707	£ 1,714
APPAREL (including DRESS- SKIRTS, UNIFORMS, AC- COUTREMENTS, BUT excluding HOSIERY AND BOOTS AND SHOES) . . . . . value	—	—	—	—	—	445	1,078	424	2,058	524
CANDLES OF ALL KINDS . . . . . lb	442,608	684,208	641,849	502,818	560,825	8,328	12,841	12,044	14,146	16,796
CHEMICALS AND CHEMICAL PREPARATIONS— Potassium compounds— Saltpetre . . . . . cwt	..	..	..	274	81	..	..	..	683	254
COAL, COKE, AND PATENT FUEL . . . . . tons	6,430	970	..	100	..	8,922	647	..	800	..
CORDAGE AND ROPE OF VEGETABLE FIBRE (ex- cluding JUTE AND COTTON) . . . . . cwt	8,954	10,980	1,377	3,918	3,775	12,029	14,794	3,646	8,685	8,000
FODDER, BRAN, AND POLLARDS (EXCLUDING OIL CAKE) . . . . . value	—	—	—	—	—	2,266	1,024	494	3,197	4,576
GRAIN, PULSE, AND FLOUR— Pulse . . . . . tons	64	67	36	19	50	670	820	472	633	1,133
Rice, not in the husk . . . . .	2,748	4,125	7,402	778	1,034	18,602	24,280	51,094	10,307	12,601
Wheat . . . . .	28	20	12	13	8	330	379	320	405	325
Wheat flour . . . . .	40	61	13	7	7	548	914	215	186	193
Other sorts . . . . .	1	7	8	..	8	10	34	48	..	102
Total Grain, pulse, and flour . . . . .	2,881	4,289	7,556	817	1,107	20,000	26,433	52,149	11,431	14,354
LAC— Shell . . . . . cwt	..	..	36	52	21	..	..	408	1,320	539
LEATHER— Hides and skins, tan- ned or dressed . . . . . tons	1	..	1	3	2	347	..	207	1,666	2,342
Manufactures (excluding boots and shoes) . . . . . value	4,096	..	2,851	12,003	16,861	..	..	..	..	..
METALS AND ORES . . . . . tons	58	51	22	7	12	1,100	456	351	1,061	1,061
OILS— Castor . . . . . gals.	11,700	12,488	836	689	..	1,331	1,543	54	266	..
Groundnut . . . . .	..	2,080	10,104	11,318	4,680	..	250	1,558	3,661	1,423
Linseed . . . . .	..	..	2,493	1,372	..	..	..	842	593	..
Other kinds . . . . .	8,689	3,328	6,620	2,283	1,756	632	254	467	491	633
Total Oils . . . . .	20,389	16,896	19,653	15,612	6,436	1,963	2,047	2,921	5,011	1,956
OPIMUM . . . . . chests	1,300	1,050	1,750	1,400	1,700	191,180	300,097	291,666	350,000	425,000
PAPER AND PAPERBOARD value	—	—	—	—	—	420	500	..	20	3
PARAFFIN WAX . . . . . tons	90	70	85	155	36	2,732	2,123	2,679	7,052	1,185
PERFUMERY (not being perfumed spirits) . . . . . value	—	—	—	—	—	985	564	152	393	692
PROVISIONS AND OILMAN'S STORES . . . . .	—	—	—	—	—	5,212	6,659	4,541	7,977	9,511
SEEDS . . . . . tons	19	22	18	12	20	572	741	533	714	1,241
SUGAR . . . . .	30	15	3	18	12	290	143	27	718	471
TEA, BLACK . . . . . lb	12,925	17,546	4,640	6,122	6,442	497	1,268	236	441	664
TEXTILES— Cotton— Twist and yarn . . . . . lb	1,107,500	1,172,300	493,100	953,440	739,000	34,710	63,248	44,847	182,978	106,466
Manufactures— Handkerchiefs and shawls in the piece . . . . . no.	45,192	120	288	22,434	2,292	1,443	1	13	2,452	445
Piece goods— Grey (unbleached) . . . . . yards	3,714,197	3,318,480	842,339	4,437,294	2,225,870	35,760	41,799	21,413	185,681	107,570
White (bleached) . . . . .	5,000	156,180	1,000	330,975	19,820	33	3,557	35	10,367	555
Coloured, printed, or dyed . . . . .	2,383,104	1,777,682	324,013	912,047	419,320	11,002	42,635	9,432	51,827	23,600
Total piece goods . . . . .	6,307,301	5,252,342	1,167,352	5,680,316	2,665,010	36,795	88,041	30,880	247,875	134,680

Note.—The sterling figures have been converted at the rate of R10=£1 for 1919-20 and 1920-21, and R15=£1 for earlier years.

No. 13—continued  
SIAM—continued  
EXPORTS THEREOF—continued

## INDIAN MERCHANDISE—continued

ARTICLES	QUANTITY					VALUE				
	1916-17	1917-18	1918-19	1919-20	1920-21	1916-17	1917-18	1918-19	1919-20	1920-21
<b>TEXTILES—continued</b>						£	£	£	£	£
Cotton—continued										
Manufactures—continued										
Other sorts of manufactures value	—	—	—	—	—	5,362	18,181	8,015	19,781	17,998
Total Cotton manufactures (including twist and yarn) ..	—	—	—	—	—	128,210	169,473	80,755	408,086	281,408
Flax manufactures ..	—	—	—	—	—	27	687	863	848	392
Jute—										
Manufactures—										
Gunny bags . . . no.	11,380,200	16,459,000	6,048,200	5,688,900	4,406,100	265,941	389,023	239,317	310,064	190,008
Rope and twine . . . cwt	634	5,903	806	808	550	732	10,224	2,180	2,920	1,425
Other kinds . . . value	—	—	—	—	—	..	8	..	..	268
Total Jute manufactures (including twist and yarn) ..	—	—	—	—	—	266,723	400,155	241,497	313,004	190,693
Silk, raw . . . . lb	5,337	..	12,312	10,008	12,886	2,845	..	9,564	21,741	20,025
Woolen manufactures . value	—	—	—	—	—	81	18	18	1,501	225
<b>TOBACCO—</b>										
Manufactured—										
Cigars . . . . lb	6,025	11,701	18,474	27,872	32,972	271	697	1,225	2,781	2,914
Other sorts . . .	213	10,900	52,830	81,902	180,892	8	359	1,688	4,049	6,403
Total Tobacco . . .	6,238	22,601	70,804	109,274	163,864	274	1,056	2,913	6,830	9,317
ARTICLES EXPORTED BY POST . value	—	—	—	—	—	5,862	6,980	3,577	14,808	11,780
ALL OTHER ARTICLES OF MERCHANDISE . . .	—	—	—	—	—	1,561	1,656	2,626	2,356	3,428
<b>GRAND TOTAL</b> ..	—	—	—	—	—	659,625	949,815	715,872	1,187,593	997,348

## FOREIGN MERCHANDISE

ARTICLES	QUANTITY					VALUE				
	1916-17	1917-18	1918-19	1919-20	1920-21	1916-17	1917-18	1918-19	1919-20	1920-21
<b>ARMS, AMMUNITIONS, AND MILITARY STORES</b> value	—	—	—	—	—	..	1,078	..	..	..
<b>CHEMICALS AND CHEMICAL PREPARATIONS (EXCLUDING CHEMICAL MANURES AND MEDICINES)</b> ..	—	—	—	—	—	582	150	5	47	148
<b>DRUGS AND MEDICINES (INCLUDING CHEMICALS AND PARACETOLS)</b> ..	—	—	—	—	—	268	1,438	62	860	489
<b>FRUITS AND VEGETABLES—</b>										
Fruits and vegetables: dried, salted, or preserved—										
Dates . . . . tons	132	23	..	118	21	1,909	386	..	870	794
Other sorts . . . .	2	2	2	1	3	160	172	118	27	316
TOTAL FRUITS, ETC. value	—	—	—	—	—	2,069	568	118	897	1,110
<b>HARDWARE (EXCLUDING CUTLERY AND ELECTROPLATED WARE)</b> ..	—	—	—	—	—	1,312	287	125	2,021	1,369
<b>MACHINERY AND MILLWORK</b> ..	—	—	—	—	—	728	549	1,266	1,043	1,954
<b>METALS AND ORES</b> . . . tons	15	3	..	6	61	1,058	145	..	464	2,445
Oils—										
Mineral . . . . gals	605	..	18	63,261	..	102	..	7	1,384	..
<b>PAPER AND PAPERBOARD</b> . value	—	—	—	—	—	7,542	6,327	1,159	472	508
<b>PERFUMERY (NOT BEING ESSENCE OF STAMPS)</b> ..	—	—	—	—	—	222	454	270	1,186	265
<b>PIXON</b> . . . . cwt	121	78	136	45	25	334	219	469	350	198
<b>STATIONERY (EXCLUDING PAPER)</b> . value	—	—	—	—	—	637	867	407	210	186

NOTE.—The sterling figures have been converted at the rate of £10=£1 for 1919-20 and 1920-21, and £15=£1 for earlier years.

ARTICLES	QUANTITY					VALUE				
	1916-17	1917-18	1918-19	1919-20	1920-21	1916-17	1917-18	1918-19	1919-20	1920-21
<b>TEXTILES—</b>						£	£	£	£	£
<b>Cotton—</b>										
Manufactures—										
Piece goods—										
Grey (unbleached) .yards	25,760	13,400	3,960	790	2,400	432	337	27	49	149
White (bleached) . "	51,880	71,590	..	4,340	19,400	1,079	1,204	..	322	990
Coloured, printed, or dyed . "	269,738	132,468	4,770	49,498	58,040	3,236	3,620	343	2,258	4,072
Yents of all descriptions . "	8,974	..	..	..	..	180	..	..	..	..
<b>Total Piece goods . "</b>	<b>356,352</b>	<b>217,458</b>	<b>8,730</b>	<b>54,628</b>	<b>79,900</b>	<b>9,927</b>	<b>5,211</b>	<b>370</b>	<b>2,629</b>	<b>5,211</b>
Other sorts of manufactures . value	—	—	—	—	—	2,348	3,911	63	1,178	1,302
<b>Total Cotton manufactures (including twist and yarn) . "</b>	<b>—</b>	<b>—</b>	<b>—</b>	<b>—</b>	<b>—</b>	<b>12,275</b>	<b>14,122</b>	<b>433</b>	<b>3,807</b>	<b>6,608</b>
Haberdashery and millinery . "	—	—	—	—	—	1,132	516	343	1,135	486
Silk, raw . lb	2,746	..	..	8,223	..	1,041	..	..	12,137	..
.. manufactures . value	—	—	—	—	—	950	..	147	420	396
Woolen manufactures . "	—	—	—	—	—	850	211	333	999	100
<b>ARTICLES RE-EXPORTED BY POST . "</b>	<b>—</b>	<b>—</b>	<b>—</b>	<b>—</b>	<b>—</b>	<b>968</b>	<b>156</b>	<b>630</b>	<b>149</b>	<b>6,585</b>
<b>ALL OTHER ARTICLES OF MERCHANDISE . "</b>	<b>—</b>	<b>—</b>	<b>—</b>	<b>—</b>	<b>—</b>	<b>2,524</b>	<b>1,339</b>	<b>531</b>	<b>2,818</b>	<b>2,625</b>
<b>GRAND TOTAL . "</b>	<b>—</b>	<b>—</b>	<b>—</b>	<b>—</b>	<b>—</b>	<b>34,050</b>	<b>27,241</b>	<b>6,305</b>	<b>30,179</b>	<b>25,635</b>
<b>GRAND TOTAL OF INDIAN AND FOREIGN MERCHANDISE . "</b>	<b>—</b>	<b>—</b>	<b>—</b>	<b>—</b>	<b>—</b>	<b>694,275</b>	<b>977,056</b>	<b>722,177</b>	<b>1,217,772</b>	<b>1,022,881</b>

INDO-CHINA (INCLUDING COCHIN-CHINA, CAMBODIA, ANNAM, AND TONKIN)

IMPORTS THEREFROM

ARTICLES	QUANTITY					VALUE				
	1916-17	1917-18	1918-19	1919-20	1920-21	1916-17	1917-18	1918-19	1919-20	1920-21
<b>WOOD AND TIMBER—</b>						£	£	£	£	£
Timber other than railway sleepers—										
Teak wood . .cub. tons	..	..	2,025	2,444	157	..	..	33,281	44,498	2,9
<b>ALL OTHER ARTICLES OF MERCHANDISE . value</b>	<b>—</b>	<b>—</b>	<b>—</b>	<b>—</b>	<b>—</b>	<b>91</b>	<b>336</b>	<b>574</b>	<b>754</b>	<b>—</b>
<b>GRAND TOTAL . "</b>	<b>—</b>	<b>—</b>	<b>—</b>	<b>—</b>	<b>—</b>	<b>91</b>	<b>336</b>	<b>33,855</b>	<b>45,252</b>	<b>2,9</b>

NOTE.—The sterling figures have been converted at the rate of R10=£1 for 1919-20 and 1920-21, and R15=£1 for earlier years

## No. 13—continued

## INDO-CHINA (INCLUDING COCHIN-CHINA, CAMBODIA, ANNAM, AND TONKIN)—continued

## EXPORTS THEREFROM

## INDIAN MERCHANDISE

ARTICLES	QUANTITY					VALUE				
	1916-17	1917-18	1918-19	1919-20	1920-21	1916-17	1917-18	1918-19	1919-20	1920-21
CANDLES OF ALL KINDS . lb	60,251	155,631	197,408	69,408	518,257	£ 1,120	£ 2,918	£ 3,701	£ 1,868	£ 4,810
CORDAGE AND ROPE OF VEGETABLE FIBRE (EXCLUDING JUTE AND COTTON) . cwt	1,382	1,827	1,483	1,730	2,217	1,463	2,421	2,642	4,238	7,008
DYING AND TANNING SUBSTANCES . "	..	38	21	12	17	30	826	31	18	924
GRAIN, PULSE, AND FLOUR tons	..	45	1	..	..	..	729	18	..	4
METALS AND ORES . "	300	..	1	100	..	1,008	..	214	1,000	..
OILS . . . . . gals.	..	..	4,200	3,991	3,000	..	..	986	2,765	966
OPIUM . . . . . chests	3,440	3,050	3,440	995	1,230	546,026	627,248	766,065	836,641	519,353
.. . . . . cwt	=5,042	=4,471	=5,042	=1,459	=1,828					
PARAFFIN WAX . . . . . tons	23	69	12	35	45	697	2,023	364	1,570	2,208
PROVISIONS AND OILMAN'S STORES—										
Oil	112	290	190	210	282	421	1,268	1,131	2,354	2,790
Railway plant and Rolling stock—										
Teak keys (a) . . . . . tons	—	—	—	—	—	—	—	—	—	2,508
Seeds . . . . . "	2	14	5	1	51	13	188	116	30	1,056
TEXTILES—										
Cotton—										
Raw . . . . . "	969	1,628	1,612	646	1,020	52,107	148,075	214,017	78,815	144,145
Twist and yarn . . . . . lb	..	..	8,000	..	..	..	..	667	..	..
Jute—										
Twist and yarn . . . . . lb	..	123,000	..	8,213	..	..	2,300	..	230	..
Manufactures—										
Gunny bags . . . . . no.	19,967,100	12,604,780	23,236,720	12,375,800	17,378,500	443,060	310,745	667,523	599,658	746,001
.. cloth . . . . . yards	190,000	120,000	130,000	52,500	30,000	2,367	1,702	3,323	1,005	1,050
Rope and twine . . . . . cwt	2,270	917	1,398	1,526	2,176	2,326	1,617	3,518	4,086	3,818
Total Jute manufactures (including twist and yarn) value	—	—	—	—	—	448,658	318,364	674,664	606,829	755,569
Woolen manufactures . . . . . "	—	—	—	—	—	1,546	6	66	..	60
ARTICLES RE-EXPORTED BY POST . . . . . "	—	—	—	—	—	1,150	1,561	1,436	2,120	3,347
ALL OTHER ARTICLES OF MERCHANDISE . . . . . "	—	—	—	—	—	460	531	707	663	1,099
GRAND TOTAL . . . . . "	—	—	—	—	—	1,054,712	1,104,223	1,673,879	1,089,481	1,449,387

## FOREIGN MERCHANDISE

ARTICLES	QUANTITY					VALUE				
	1916-17	1917-18	1918-19	1919-20	1920-21	1916-17	1917-18	1918-19	1919-20	1920-21
MACHINERY AND MILLWORK. value	—	—	—	—	—	£ 137	£ 393	£ 1,304	£ 103	£ 1,010
ARTICLES RE-EXPORTED BY POST . . . . . "	—	—	—	—	—	..	92	2,101	15	57
ALL OTHER ARTICLES OF MERCHANDISE . . . . . "	—	—	—	—	—	617	605	171	1,104	1,076
GRAND TOTAL . . . . . "	—	—	—	—	—	754	1,091	4,576	1,222	2,143
GRAND TOTAL OF INDIAN AND FOREIGN MERCHANDISE . . . . . "	—	—	—	—	—	1,055,466	1,105,254	1,682,955	1,089,653	1,451,530

NOTE.—The sterling figures have been converted at the rate of R10=£1 for 1919-20 and 1920-21, and R15=£1 for earlier years.

PHILIPPINES  
IMPORTS THEREFROM

ARTICLES	QUANTITY					VALUE				
	1916-17	1917-18	1918-19	1919-20	1920-21	1916-17	1917-18	1918-19	1919-20	1920-21
CORDAGE AND ROPE OF VEGETABLE FIBRE (including JUTE AND COTTON) cwt	804	1,312	1,587	2,011	780	400	5,022	8,834	7,749	3,257
PROVISIONS AND OILMAN'S STORES including FISH, AND FRUITS AND VEGETABLES, CANNED OR BOTTLED—Milk condensed or preserved, including milk cream "	..	..	..	..	375	..	..	..	..	1,200
RUBBER MANUFACTURES - value	..	..	..	..	..	..	..	..	82	3,840
STATIONERY (excluding PAPERS) "	..	..	..	..	..	..	..	2,601	..	..
SUGAR— Sugar 15 Dutch Standard and below tons	6,900	..	..	..	..	105,092	..	..	..	..
TEXTILES— Hemp, raw cwt	45,908	37,185	46,600	14,870	25,079	98,407	98,799	168,029	41,041	83,444
TOBACCO— Manufactured— Cigars lbs	16,775	15,866	24,897	59,409	31,960	3,543	4,302	6,850	22,330	17,954
Others "	609	556	41	1,303	..	33	40	16	273	..
Total Tobacco "	10,344	16,422	24,938	60,712	31,960	3,576	4,342	6,866	22,603	17,954
WOOD AND TIMBER . value	..	..	..	..	..	15	..	2,781	32,218	..
ALL OTHER ARTICLES OF MERCHANDISE "	..	..	..	..	..	45	329	3,515	10,388	888
GRAND TOTAL "	..	..	..	..	..	205,535	108,492	192,626	114,081	112,563

EXPORTS THERETO

INDIAN MERCHANDISE

ARTICLES	QUANTITY					VALUE				
	1916-17	1917-18	1918-19	1919-20	1920-21	1916-17	1917-18	1918-19	1919-20	1920-21
ANIMALS, LIVING— Cattle (except sheep and goats) no.	..	..	700	132	..	..	..	8,160	1,120	..
Other kinds "	..	..	47	58	..	..	..	460	31	..
Total Animals, living "	..	..	747	190	..	..	..	8,620	1,151	..
CANDLES OF ALL KINDS lbs	16,638	181,097	81,003	366,072	156,253	312	3,396	1,519	10,321	4,875
COAL COKE AND PATENT FUEL tons	..	..	..	2,331	14,041	..	..	..	2,797	15,196
FODDER, BRAN, AND POLLARDS (EXCLUDING OILCAKE) value	..	..	..	..	..	1,176	2,484	..	..	1,600
GRAIN, PULSES, AND FLOUR— Rice, not in the husk tons	..	..	2,147	2	1,504	..	2	11,452	40	22,578
LAG— Shell cwt	13,420	1,536	11,457	2,414	1,335	79,805	11,394	26,097	52,014	48,865
METALS AND ORES tons	221	200	1	..	..	825	667	213	..	..
OILS— Vegetable, non-essential— Linseed gals	9,965	5,000	7,128	4,500	..	1,998	1,250	2,054	2,503	..
Other sorts "	633	690	..	..	52	67	111	..	..	16
Total Vegetable, non-essential "	10,598	5,690	7,128	4,500	52	2,065	1,361	2,054	2,503	16
PARAFFIN WAX tons	298	430	190	610	30	9,024	13,062	5,754	27,769	1,422
PROVISIONS AND OILMAN'S STORES value	..	..	..	..	..	372	874	898	1,213	1,753
TEXTILES— Cotton— Twist and yarn lbs	74,000	23,000	20,000	153,597	58,650	8,249	2,777	5,923	23,041	12,834

NOTE.—The sterling figures have been converted at the rate of £10=₱1 for 1919-20 and 1920-21, and £15=₱1 for earlier years

No. 13—continued  
PHILIPPINES—continued  
EXPORTS THERETO—continued

## INDIAN MERCHANDISE—continued

ARTICLES	QUANTITY					VALUE				
	1916-17	1917-18	1918-19	1919-20	1920-21	1916-17	1917-18	1918-19	1919-20	1920-21
<b>TEXTILES—</b>						£	£	£	£	£
Jute—										
Manufactures—										
Gunny bags . . no.	530,400	1,108,600	2,969,600	1,981,600	5,563,000	11,018	22,606	83,255	76,051	175,918
" cloth . . yards	3,815,000	4,102,000	4,084,000	2,960,000	1,848,000	52,487	64,330	81,030	83,730	44,441
Other kinds . . value	—	—	—	—	—	106	..	413	430	445
Total Jute manufactures (including twist and yarn) value	—	—	—	—	—	63,606	86,936	164,748	169,211	220,799
<b>WOOD AND TIMBER—</b>										
Timber, other than railway sleepers—										
Teak wood . . cubic tons	..	..	..	1,301	..	..	..	..	24,589	..
<b>ALL OTHER ARTICLES OF MERCHANDISE . . "</b>	—	—	—	—	—	233	523	767	408	1,346
<b>GRAND TOTAL . . "</b>	—	—	—	—	—	165,712	123,583	300,040	309,057	325,701

## FOREIGN MERCHANDISE

ARTICLES	QUANTITY					VALUE				
	1916-17	1917-18	1918-19	1919-20	1920-21	1916-17	1917-18	1918-19	1919-20	1920-21
<b>TOTAL VALUE .</b>	—	—	—	—	—	131	128	201	..	317
<b>GRAND TOTAL OF INDIAN AND FOREIGN MERCHANDISE . value</b>	—	—	—	—	—	165,843	123,659	300,241	309,057	326,108

## MACÃO

## IMPORTS THEREFROM

Nil

## EXPORTS THERETO

## INDIAN MERCHANDISE

ARTICLES	QUANTITY					VALUE				
	1916-17	1917-18	1918-19	1919-20	1920-21	1916-17	1917-18	1918-19	1919-20	1920-21
OPIMUM { chests =cwt.	80 =72	..	..	..	250 =286	5,717	..	..	..	129,658
<b>GRAND TOTAL . value</b>	—	—	—	—	—	5,717	..	..	..	129,658

## FOREIGN MERCHANDISE

Nil

FORMOSA  
HONGKONG

( 392 )

No. 13—continued

FORMOSA

IMPORTS THEREFROM

ARTICLES	QUANTITY					VALUE				
	1916-17	1917-18	1918-19	1919-20	1920-21	1916-17	1917-18	1918-19	1919-20	1920-21
TOTAL VALUE	—	—	—	—	—	£ 181	£ ..	£ ..	£ ..	£ ..

EXPORTS THERETO

INDIAN MERCHANDISE

ARTICLES	QUANTITY					VALUE				
	1916-17	1917-18	1918-19	1919-20	1920-21	1916-17	1917-18	1918-19	1919-20	1920-21
Opium { Chests . . . . .	200	..	..	..	..	£	£	£	£	£
{ — cwt . . . . .	298	..	..	..	..	28,327	..	..	..	..
TEXTILES—										
Jute, raw . . . . . tons	367	80	36	636	681	6,720	884	218	21,689	15,81
" gunny bags . . . . . no.	..	320,000	99,600	150,400	50,000	..	9,997	3,986	8,520	2,50
ALL OTHER ARTICLES OF MERCHANDISE value	—	—	—	—	—	..	19	..	70	6,31
GRAND TOTAL . . . . .	—	—	—	—	—	35,547	10,900	4,199	30,270	24,62

FOREIGN MERCHANDISE

Nil

HONGKONG

IMPORTS THEREFROM

ARTICLES	QUANTITY					VALUE				
	1916-17	1917-18	1918-19	1919-20	1920-21	1916-17	1917-18	1918-19	1919-20	1920-21
APPAREL (excluding HOSIERY AND BOOTS AND SHOES)—						£	£	£	£	£
Apparel (including drapery, uniforms, accessories) value	—	—	—	—	—	15,137	15,385	26,198	47,409	40,314
Hats, caps, bonnets, and hatters' ware . . . . .	—	—	—	—	—	2,671	1,792	1,792	1,374	2,792
Others . . . . .	—	—	—	—	—	1,068	533	138	414	805
Total Apparel . . . . .	—	—	—	—	—	18,876	17,710	28,128	49,197	43,911
BELTING FOR MACHINERY. . . . .	—	—	—	—	—	?	1,190	1,312	1,326	..
BUILDING AND ENGINEERING MATERIALS, other than OF IRON, STEEL, OR WOOD—										
Cement . . . . . tons	10,357	6,284	6,200	4,566	2,535	43,772	26,009	57,424	42,016	28,871
Other kinds . . . . . value	—	—	—	—	—	2,475	461	2,725	856	364
Total Building and Engineering materials etc.	—	—	—	—	—	46,247	26,470	60,149	42,872	29,23
CHEMICALS AND CHEMICAL PREPARATIONS (excluding CHEMICAL MANURES AND MEDICINES)—										
Arsenic and its oxides . . . cwt	905	131	..	187	238	1,237	200	..	700	99
Other sorts . . . . . value	—	—	—	—	—	66	1,404	22	49	23
Total Chemicals and Chemical preparations, etc. . . . .	—	—	—	—	—	1,303	1,784	22	749	1,22

NOTE.—The sterling figures have been converted at the rate of R10=£1 for 1919-20 and 1920-21, and R15=£1 for earlier years.

No. 13—continued  
HONGKONG—continued  
IMPORTS THEREFROM—continued

ARTICLES	QUANTITY					VALUE				
	1916-17	1917-18	1918-19	1919-20	1920-21	1916-17	1917-18	1918-19	1919-20	1920-21
CHINESE AND JAPANESE WARE value	—	—	—	—	—	181	626	669	1,008	1,751
CORDAGE AND ROPE OF VEGETABLE FIBRE (excluding JUTE AND COTTON) cwt	14,388	15,733	6,148	8,593	6,681	41,169	72,184	37,174	60,078	48,911
CUTLERY value	—	—	—	—	—	272	377	646	1,149	1,008
DRUGS AND MEDICINES (excluding CHEMICALS AND NARCOTICS)—										
Camphor lbs	110,731	65,103	87,946	125,413	165,650	8,569	6,711	12,242	38,038	58,678
Cassia lignea cwt	13,322	16,673	17,589	25,399	15,640	18,883	27,100	27,965	38,960	40,924
Other sorts of drugs and medicines value	—	—	—	—	—	6,877	7,721	9,887	21,680	17,010
Total Drugs and Medicines ..	—	—	—	—	—	34,229	41,601	50,094	158,698	106,607
DYING AND TANNING SUBSTANCES ..	—	—	—	—	—	7,090	2,447	1	1	40
EARTHENWARE AND PORCELAIN (excluding PIPES OF EARTHENWARE) ..	—	—	—	—	—	4,348	5,392	5,101	18,414	30,347
FIREWORKS (a) lbs	—	—	—	943,619	2,177,980	42,049	24,928	24,128	24,476	78,179
FISH (excluding CANNED FISH)—										
Fish, dry, unsalted cwt	321	247	319	270	522	1,099	824	1,584	2,509	5,013
" other sorts ..	107	243	183	130	140	198	474	385	468	614
Total Fish ..	428	490	502	400	662	1,297	1,298	1,969	2,977	5,627
FRUITS AND VEGETABLES—										
Fresh fruits and vegetables value	—	—	—	—	—	306	265	405	1,069	1,632
Fruits and vegetables dried, salted, or preserved not being canned or bottled tons	271	274	354	225	332	5,491	5,385	8,631	10,219	17,148
FURNITURE AND CABINET WARE value	—	—	—	—	—	1,377	619	659	1,807	2,335
GLASS AND GLASSWARE—										
Bangles ..	—	—	—	—	—	8,695	3,382	1,028	6,171	819
Other glassware ..	—	—	—	—	—	176	306	781	757	827
Total Glass and Glassware ..	—	—	—	—	—	3,851	3,688	1,769	6,928	1,446
GRAIN (b) CHAIN, PULSE, AND FLOUR—										
Pulse .. tons	683	206	567	1,751	159	5,725	1,668	9,408	50,719	6,977
Wheat flour in bags ..	—	14	51	—	8	—	312	1,270	10	58
Other sorts ..	15	14	17	341	187	140	132	324	12,439	2,854
Total Grain, Pulse, and Flour ..	698	234	635	2,292	290	5,865	2,132	11,000	63,168	7,289
HARDWARE, excluding CUTLERY AND ELECTRO-PLATED WARE value	—	—	—	—	—	695	1,255	2,628	8,452	4,129
HIDES AND SKINS, RAW { tons .. 200 } { ..DO. .. =28,100 } { ..DO. .. =4,650 }	—	—	—	—	—	—	18,733	—	—	117
INSTRUMENTS AND APPARATUS APPLIANCES AND PARTS THEREOF value	—	—	—	—	—	1,296	615	1,490	2,448	4,007
JEWELLERY, ALSO PLATE OF GOLD AND SILVER ..	—	—	—	—	—	644	1,283	986	1,776	1,611
LAC—Stick and seed cwt	580	—	—	2,224	1,612	1,907	—	—	22,444	19,048
LIQUORS (including METHYLATED AND PERFUMED SPIRITS)—										
Spirit .. gals	11,159	8,524	14,667	19,552	22,462	4,464	6,198	2,615	18,798	16,264
Other sorts ..	50	395	1,508	1,067	123	15	71	501	808	80
Total Liquors ..	11,209	8,919	16,175	20,619	22,585	4,479	6,269	3,116	19,606	16,344
MACHINERY AND MILLWORK value	—	—	—	—	—	256	516	1,746	1,919	299
MATCHES—Safety gross of boxes	—	—	6	800	—	—	—	1	16	—
MATS AND MATTING, except COIR AND RUBBER sq. yards	277,107	148,348	66,568	79,031	90,792	3,245	2,607	1,808	2,768	2,735

NOTE.—The sterling figures have been converted at the rate of H10-21 for 1919-20 and 1920-21, and H15-21 for earlier years  
(a) Shown in quantity from April, 1919  
(b) Separately recorded from April, 1920



13—continued

HONGKONG—continued  
IMPORTS THEREFROM—continued

ARTICLES	QUANTITY					VALUE				
	1916-17	1917-18	1918-19	1919-20	1920-21	1916-17	1917-18	1918-19	1919-20	1920-21
<b>METALS AND ORES—</b>										
Bronze, Brass, and similar alloys and manufactures thereof . cwts	218	15	31	5,658	121	720	142	335	28,074	2,178
Iron . tons	..	99	178	19	5	23	3,148	7,450	909	481
Iron or steel—										
Nails, rivets, and washers ..	..	799	1,481	..	..	..	37,080	78,680	..	..
Sheets and Plates ..	93	549	320	1	57	3,506	25,911	18,038	151	2,594
Wire ..	1	148	157	10	19	125	10,886	8,968	722	1,587
Wire Nails (a) ..	—	—	—	..	156	—	—	—	..	9,710
Steel—										
Angles and Spring ..	83	..	..	..	..	3,257	..	..	..	..
Bars and channels ..	..	180	1,905	154	..	..	3,439	84,923	9,072	..
Quicksilver . lbs	..	41,769	28,560	1,735	90	..	10,334	10,481	708	32
Tin . cwts	..	..	..	2	63	..	..	..	22	1,304
Other metals . tons	1	28	113	6	4	194	1,455	2,078	1,991	925
<b>Total Metals (excluding Ores) ..</b>	<b>189</b>	<b>1,770</b>	<b>4,174</b>	<b>478</b>	<b>250</b>	<b>6,885</b>	<b>102,393</b>	<b>210,953</b>	<b>41,644</b>	<b>18,813</b>
<b>OILS—</b>										
Essential . gals.	685	1,299	1,439	2,035	1,542	740	1,323	1,929	5,043	3,083
Non-Essential ..	10,845	7,155	7,708	5,793	7,514	1,337	930	1,445	2,328	3,269
Other sorts ..	20,084	9	2,693	288	29	662	1	409	43	12
<b>Total Oils ..</b>	<b>31,614</b>	<b>8,463</b>	<b>11,840</b>	<b>8,116</b>	<b>9,085</b>	<b>2,739</b>	<b>2,254</b>	<b>3,784</b>	<b>7,414</b>	<b>6,364</b>
<b>OPIMUM</b> . lbs	<b>28,157</b>	<b>..</b>	<b>..</b>	<b>..</b>	<b>..</b>	<b>19,828</b>	<b>..</b>	<b>..</b>	<b>..</b>	<b>..</b>
<b>PAINTS AND PAINTERS' MATERIALS—</b>										
Paints and Colours . cwts	3,881	1,085	849	974	913	10,849	18,291	8,586	34,190	21,884
Painters' materials . value	—	—	—	—	—	394	341	3,294	615	1,662
<b>Total Paints and Painters' materials ..</b>	<b>—</b>	<b>—</b>	<b>—</b>	<b>—</b>	<b>—</b>	<b>11,243</b>	<b>18,632</b>	<b>11,880</b>	<b>34,805</b>	<b>23,546</b>
<b>PAPER AND PAPERBOARD</b> ..	<b>—</b>	<b>—</b>	<b>—</b>	<b>—</b>	<b>—</b>	<b>2,974</b>	<b>4,315</b>	<b>5,644</b>	<b>10,255</b>	<b>16,087</b>
Paper making materials—										
Pulp of Wood . cwts	..	..	..	..	3,571	..	..	..	..	14,095
<b>PERFUMERY, not being PERFUMED SPIRITS</b> . value	<b>—</b>	<b>—</b>	<b>—</b>	<b>—</b>	<b>..</b>	<b>1,100</b>	<b>1,058</b>	<b>1,712</b>	<b>2,700</b>	<b>3,024</b>
<b>PRECIOUS STONES AND PEARL UNITS</b> ..	<b>—</b>	<b>—</b>	<b>—</b>	<b>—</b>	<b>..</b>	<b>205</b>	<b>2,228</b>	<b>261</b>	<b>49</b>	<b>155</b>
<b>PROVISIONS AND OILMAN'S STORES (including FISH, AND FRUITS AND VEGETABLES, CANNED OR BOTTLED—</b>										
Bacon and hams . cwts	172	99	158	181	320	898	502	1,242	2,265	2,719
Cocoa and Chocolate ..	..	..	53	..	..	..	..	1,117	10	..
Farinaceous and patent foods ..	3,518	2,774	892	904	2,049	5,184	4,417	2,231	3,668	8,505
Lard ..	1,427	459	805	250	336	3,068	917	759	871	853
Milk, condensed and preserved, including milk cream ..	1,779	3,422	5,267	1,148	..	4,704	11,419	22,325	7,246	..
Other sorts of provisions—										
Canned and bottled provisions ..	5,089	2,697	2,759	3,018	3,373	10,085	6,684	8,096	15,976	15,977
Others . value	—	—	—	—	—	5,712	5,925	9,373	17,174	12,863
<b>Total Provisions and Oilman's stores ..</b>	<b>—</b>	<b>—</b>	<b>—</b>	<b>—</b>	<b>—</b>	<b>29,736</b>	<b>29,874</b>	<b>45,143</b>	<b>47,210</b>	<b>40,907</b>
<b>RUBBER—</b>										
Manufactures . value	—	—	—	—	—	—	—	—	—	—
<b>SEEDS</b> . tons	<b>2</b>	<b>1</b>	<b>3</b>	<b>3</b>	<b>12</b>	<b>6,280</b>	<b>75</b>	<b>190</b>	<b>20</b>	<b>686</b>
<b>SPICES—</b>										
Betelnuts . cwts	1,843	..	5,978	762	4,830	794	..	2,068	331	2,868
Cardamoms ..	176	80	35	..	21	671	417	165	..	186
Cassia ..	18	107	478	504	489	31	164	223	1,764	2,537
Ginger ..	98	14	20	4	12	115	76	47	25	128
Other sorts ..	..	41	2	114	3	..	176	5	668	29
<b>Total Spices ..</b>	<b>2,132</b>	<b>242</b>	<b>5,913</b>	<b>1,384</b>	<b>5,335</b>	<b>1,611</b>	<b>833</b>	<b>3,228</b>	<b>2,848</b>	<b>4,796</b>
<b>STATIONERY (excluding PAPER)</b> . value	<b>—</b>	<b>—</b>	<b>—</b>	<b>—</b>	<b>—</b>	<b>432</b>	<b>399</b>	<b>987</b>	<b>1,171</b>	<b>1,311</b>

NOTE.—The sterling figures have been converted at the rate of B10=£1 for 1919-20 and 1920-21, and B15=£1 for earlier years.  
(a) Separately recorded from April, 1919

No. 13—continued  
HONGKONG—continued  
IMPORTS THEREFROM—concluded

ARTICLES	QUANTITY					VALUE				
	1916-17	1917-18	1918-19	1919-20	1920-21	1916-17	1917-18	1918-19	1919-20	1920-21
<b>SUGAR—</b>										
Sugar, 16 Dutch stand- and and above . . . . . tons	5,638	4,210	2,797	12,008	5,791	135,942	119,824	90,338	701,988	500,206
Other sorts . . . . . "	..	..	..	..	..	3	3	2	38	84
Total Sugar . . . . . "	5,638	4,210	2,797	12,008	5,791	135,945	119,827	90,340	702,021	500,290
<b>TEA—</b>										
Black . . . . . lbs	168,209	146,652	178,676	108,164	71,925	5,675	5,147	9,581	9,332	6,215
Green . . . . . "	1,900	2,241	3,521	2,021	4,576	63	82	211	192	432
Total Tea . . . . . "	170,109	148,893	182,197	110,185	76,501	5,738	5,229	9,792	9,524	7,647
<b>TEXTILES—</b>										
<b>Cotton—</b>										
<b>Manufactures—</b>										
Twist and yarn . . . . . lbs	20	..	88,700	338,286	449,600	1	..	8,797	83,207	63,088
Hosiery . . . . . value	—	—	—	—	—	3,800	4,563	18,495	23,661	46,008
<b>Piece goods—</b>										
Grey (unbleached). yards	248,482	427,392	197,608	166,325	138,107	3,288	7,685	3,944	5,224	7,472
White (bleached) . . . . . "	2,205	6,787	44,242	10,058	10,029	84	110	1,804	694	833
Coloured, printed, or dyed . . . . . "	69,186	71,641	210,214	108,500	144,224	1,140	1,380	2,615	7,119	8,896
Total Piece goods . . . . . "	319,873	505,820	452,164	279,883	292,460	4,462	9,125	14,363	13,034	17,000
Other manufactures value	—	—	—	—	—	200	18	85	3,412	480
Total Cotton goods (includ- ing Twist and yarn) . . . . . "	—	—	—	—	—	8,472	18,701	36,741	123,514	116,596
Haberdashery and mil- linery . . . . . "	—	—	—	—	—	2,697	2,951	3,896	5,388	9,419
<b>Hemp—</b>										
<b>Manufactures—</b>										
Goth . . . . . yards	4,006	6,937	7,965	9,714	9,673	199	379	520	1,261	1,129
Jute . . . . . value	—	—	—	—	—	301	286	86	642	598
<b>Silk—</b>										
Raw . . . . . lbs	341,032	338,969	385,757	403,988	370,720	94,029	99,355	141,912	298,943	257,848
Waste . . . . . "	77,469	15,235	6,968	..	4,896	5,013	1,110	725	..	741
<b>Manufactures—</b>										
Goods of silk mixed with other materials yards	67,527	21,875	5,821	38,868	30,853	4,655	2,402	589	3,430	5,068
Piece goods . . . . . "	1,987,845	2,282,080	2,993,502	4,442,175	4,467,043	161,952	219,541	222,595	556,480	528,679
Other sorts . . . . . lbs	799	1,898	86	—	545	132	919	85	373	787
Total Silk manufactures (including silk yarn, etc.) value	—	—	—	—	—	166,789	216,863	224,269	605,233	589,524
Woolen manufactures (including yarn and knitting wool) . . . . . "	—	—	—	—	—	664	251	4,191	10,663	1,618
<b>TOBACCO</b> . . . . . lbs	1,085	853	6,252	29,869	11,616	183	219	1,288	10,449	5,686
<b>TOILET REQUISITES (NOT REGULATED ELSEWHERE)</b> value	—	—	—	—	—	1,092	1,141	2,254	4,535	6,378
<b>TOYS AND REQUISITES FOR GAMES AND SPORTS (in- cluding fishing tackle)</b> . . . . . "	—	—	—	—	—	720	911	812	1,538	2,918
<b>UMBRELLAS AND UMBRELLA FITTINGS—</b>										
Umbrellas, complete, in- cluding parasols and sunshades . . . . . no.	80,980	61,566	44,929	27,966	175,480	1,548	1,426	1,023	1,166	8,791
<b>WOOD AND TIMBER—</b>										
Timber other than railway sleepers . . . . . cub. tons	1	28	123	233	..	3	180	3,851	2,977	..
Wood, ornamental . . . . . value	—	—	—	—	—	..	..	1,480	..	31
Manufactures of wood other than furniture and cabinetware . . . . . "	—	—	—	—	—	331	6,508	422	20,745	529
<b>ARTICLES IMPORTED BY POST</b> . . . . . "	—	—	—	—	—	8,658	7,158	9,965	12,428	23,747
<b>ALL OTHER ARTICLES OF MERCHANDISE</b> . . . . . "	—	—	—	—	—	5,503	7,298	17,284	12,932	6,754
<b>GRAND TOTAL</b> . . . . . "	—	—	—	—	—	741,921	669,735	1,180,351	2,747,230	2,394,848

NOTE.—The sterling figures have been converted at the rate of £10=21 for 1919-20 and 1920-21, and £11=21 for earlier years

No. 13—continued  
HONGKONG—continued  
EXPORTS THERE TO

ARTICLES	QUANTITY					VALUE				
	1916-17	1917-18	1918-19	1919-20	1920-21	1916-17	1917-18	1918-19	1919-20	1920-21
						£	£	£	£	£
APPAREL (INCLUDING DRESSING, UNIFORMS, ACCOUTREMENTS, BUT EXCLUDING HOSIERY AND BOOTS AND SHOES) . . . value	—	—	—	—	—	524	586	1,008	2,517	15,034
CANDLES OF ALL KINDS . lbs	68,325	68,836	116,851	114,287	70,288	1,272	1,708	2,330	3,213	2,448
CHEMICALS AND CHEMICAL PREPARATIONS (EXCLUDING CHEMICAL MANURES AND MEDICINES)—										
Potassium Compounds—										
Saltpetre . . . cwt	..	..	7,043	44,626	45,046	..	..	9,489	65,443	91,428
Soda Compounds—										
Borax . . . "	5,579	2,266	4,023	3,207	4,362	10,853	4,613	8,372	10,294	13,606
Other sorts of chemicals value	—	—	—	—	—	74	2,000	136	148	4
Total Chemicals, etc. . . "	—	—	—	—	—	10,927	6,613	17,977	75,885	106,148
Coal, Coke, and Patent fuel—										
Coal . . . tons	..	..	7,098	1,012	..	..	..	6,206	1,986	..
Coffee . . . cwt	41	26	..	59	..	149	104	..	520	..
COTON MANUFACTURES										
CORDAGE AND ROPS OF VEGETABLE FIBRE (EXCLUDING JUTE AND COTTON) . . . cwt	787	632	651	710	326	688	739	1,108	1,609	967
DRUGS AND MEDICINES (EXCLUDING CHEMICALS AND NARCOTICS) . . . value	—	—	—	—	—	53,871	51,278	86,272	73,817	85,118
DYEING AND TANNING SUBSTANCES—										
Outch and Gambler . . . cwt	4,101	1,568	..	802	3,131	4,809	1,016	..	2,863	7,567
Indigo . . . "	..	..	..	22	2	..	..	..	1,320	31
Myrobalsam . . . "	13,142	152	9,920	11,703	3,589	4,486	72	2,716	5,088	1,469
Safflower . . . "	1,616	401	270	275	604	2,025	638	574	1,213	1,183
Turmeric . . . "	451	7	78	1	754	350	10	87	2	914
Other sorts . . . "	1	..	..	86	1,771	21	..	..	122	2,063
Total Dyeing and Tanning substances . . . "	10,311	3,128	10,268	12,889	9,851	12,591	2,636	3,377	10,608	13,227
FISH (excluding CANNED FISH)—										
Fishmaws and sharkfins . . . "	4,362	3,403	2,426	3,558	4,870	36,620	29,566	20,253	61,221	89,278
FODDER, BRAN, AND POLLARDS (EXCLUDING OIL-CAKE) . . . value	—	—	—	—	—	711	668	752	3,797	38,139
FRUITS AND VEGETABLES—										
Fresh fruits and vegetables . . . "	—	—	—	—	—	2,077	4,265	3,794	4,720	124
Fruits and vegetables: dried, salted, or preserved, all sorts . . . tons	177	95	214	189	153	10,845	5,074	13,403	17,296	13,949
GRAIN, PULSE, AND FLOUR—										
Pulse—										
Beans (a) . . . tons	—	—	145	87	1,046	—	—	1,088	1,230	10,545
Gram . . . "	1	..	..	..	43	10	..	..	781	745
Pulse other sorts (b) . . . "	686	877	53	68	30	6,653	7,533	658	1,861	745
Rice, not in the husk . . . "	2,785	418	3,888	14,763	24,329	14,823	2,517	21,290	190,856	273,352
Wheat . . . "	514	466	408	653	658	4,452	4,433	5,291	14,832	12,728
" flour . . . "	11	318	..	1	2	112	5,217	..	42	64
Other sorts . . . "	1	..	1	10	7	12	8	16	148	119
Total Grain, Pulse, and Flour . . . "	4,298	2,070	4,495	15,582	26,110	26,082	19,798	18,343	208,464	299,315
GUMS AND RESINS . . . cwt	980	1,066	804	758	1,494	995	1,613	933	1,348	2,064
HARDWARE AND CUTLERY, INCLUDING PLATED WARE										
HIDES AND SKINS—										
Hides and Skins, raw . . . tons	50	46	51	33	12	385	306	820	857	964
Cuttings of hides and skins, raw . . . tons	44,674	106,146	135,695	107,006	21,714	4,475	6,813	7,722	13,862	4,551
HORNS, TIPS AND PIECES OF HORN, AND HORNMEAL . . . cwt	1	..	5	11	302	707	300	138	126	80
IVORY UNMANUFACTURED . . . lbs	140	..	..	1,354	50	50	..	..	1,007	5
JADESTONE . . . cwt	5,624	3,077	2,754	3,365	4,471	75,367	78,666	82,813	85,637	163,725
LAC—										
Shell . . . "	216	1,089	1,507	280	664	1,126	17,810	14,558	5,189	18,855
LEATHER—										
Hides and Skins, tanned or dressed . . . tons	2	2	6	107	..	396	301	63	971	19,28
Unwrought . . . cwt	21	..	122	243	2,645	60	..	533	2,337	22,85

NOTE.—The sterling figures have been converted at the rate of £10=£1 for 1919-20 and 1920-21, and £15=£1 for earlier years  
(a) Separately recorded from April, 1918  
(b) Includes " Beans " prior to April, 1918

No. 13—continued  
HONGKONG—continued  
EXPORTS THERE TO—continued

## INDIAN MERCHANDISE—continued

ARTICLES	QUANTITY					VALUE				
	1916-17	1917-18	1918-19	1919-20	1920-21	1916-17	1917-18	1918-19	1919-20	1920-21
MACHINERY AND MILL- WORK value	—	—	—	—	—	935	18	..	..	871
MANURES tons	133	7	13	45	50	1,329	64	53	509	561
METALS AND ORES—										
Iron or steel tons	9,430	2,780	..	..	715	33,708	15,235	..	..	5,691
Lead, pig cwts	22,155	2,020	12,384	12,073	63,103	35,976	3,334	18,554	21,377	134,054
Others tons	—	—	2	1	1	95	..	384	127	204
Total Metals and Ores	10,528	2,881	621	604	3,871	69,837	18,569	18,938	21,504	138,984
OILS—										
Essential—										
sandalwood oil (a) gals.	..	..	87	271	120	..	..	1,388	6,583	538
Other sorts	873	311	760	215	637	968	363	708	516	506
Total Essential	873	311	847	487	757	968	363	2,296	7,099	1,744
Mineral	10,000	10,000	6,000	1,421,013	130,888	646	646	337	14,505	12,725
Vegetable, non-essential—										
Linseed	16,306	23,348	51,510	1,600	13,400	3,222	5,271	17,766	800	7,080
Other sorts of oils	3,521	2,784	1,348	2,333	585	423	273	208	779	177
TOTAL OILS	30,789	56,423	59,803	1,425,433	145,639	5,270	6,578	20,660	23,123	21,674
OILCAKES tons	284	176	100	200	13	1,720	1,004	1,007	2,810	81
OPPIUM chests	450	450	545	369	431	48,278	77,772	117,298	130,334	314,134
PAPER AND PAPERBOARD—										
Printing paper cwts	..	..	135	2	..	..	..	511	20	..
PARAFFIN WAX tons	204	375	455	..	..	5,843	12,872	23,435	..	..
PERFUMERY OTHER THAN MUSK value	—	—	—	—	—	22	9,304	157	723	42
PRECIOUS STONES AND PEARLS, UNSET	—	—	—	—	—	418	865	1,720	260	1,104
PROVISIONS AND OILMAN'S STORES—										
Butter cwt	210	143	254	132	215	11,241	953	1,690	1,776	2,000
Ghi	1,759	2,201	1,474	2,253	2,022	8,338	11,406	9,219	23,354	24,544
Pickles, chutnies, and com- diments	433	392	335	286	640	1,488	2,113	1,792	3,435	3,409
Other sorts of provisions value	—	—	—	—	—	1,336	1,183	1,120	3,251	870
Total Provisions and Oilman's stores	—	—	—	—	—	12,408	15,605	14,021	23,216	22,574
SEEDS—										
Oil-seeds—										
Essential—										
Aniseed tons	3	3	100	43	24	69	25	1,211	846	738
Fennel	3	6	43	20	..	36	106	1,867	657	..
Other sorts	3	6	2	5	2	87	139	84	246	237
Total Essential	8	15	154	68	26	189	270	2,662	1,748	975
Non-essential—										
Groundnuts	1,712	1,309	813	464	1,269	14,873	12,515	8,589	12,073	24,558
Other sorts	7	23	8	..	1	70	325	91	10	28
Total Seeds, non-essential	1,719	1,422	820	464	1,270	14,967	12,940	8,680	12,083	24,586
Other than oil-seeds	1	..	1	1	..	8	..	20	13	13
Total Seeds	1,728	1,437	975	531	1,406	15,154	13,110	11,372	12,944	25,564
SPERMEN ILLUSTRATIVE OF NATURAL SCIENCES value	56	83	31	57	213	316	204	167	9,036	4,080
SPICES cwts	..	..	..	..	..	76	127	227	250	641
STONE AND MARBLE tons	2	4	21	..	78	667	360	1,136	44	2,140
TEA, BLACK lbs	75,473	50	95	78,132	26,910	2,807	2	6	4,230	1,600
TEXTILES—										
Cotton—										
Raw tons	2,300	1,945	1,056	2,313	2,479	146,487	119,618	127,447	311,115	282,752
Kapok cwts	..	..	..	..	340	..	..	..	..	1,175
Twist and yarn lbs	66,231,820	46,239,300	32,065,200	59,924,781	40,022,600	1,972,427	1,861,101	2,200,302	6,023,236	6,408,611

NOTE.—The sterling figures have been converted at the rate of £10=51 for 1919-20 and 1920-21, and £15=51 for earlier years.  
(a) Separately recorded from April, 1918

No. 13—continued  
HONGKONG—continued  
EXPORTS THERE TO—continued

INDIAN MERCHANDISE—concluded

ARTICLES	QUANTITY					VALUE				
	1916-17	1917-18	1918-19	1919-20	1920-21	1916-17	1917-18	1918-19	1919-20	1920-21
<b>TEXTILES—continued</b>						£	£	£	£	£
Cotton—continued										
Manufactures—										
Piece goods . . . yards	62,308	37,054	21,698	19,796	60,319	692	618	484	842	2,796
Other sorts of man- ufactures . . . value	—	—	—	—	—	274	329	218	796	1,148
Total Cotton manu- factures (including twist and yarn) . . .	—	—	—	—	—	1,978,398	1,862,048	2,301,594	6,830,075	4,497,549
Haberdashery and Mill- inery . . .	—	—	—	—	—	467	1,376	518	..	1,580
Jute—										
Raw . . . tons	519	1,162	89	18	..	10,598	18,439	2,367	450	..
Manufactures—										
Gunny bags . . . no.	8,944,710	9,134,500	6,668,200	8,478,400	14,117,100	227,422	247,900	254,027	476,078	678,130
.. cloth . . . yards	91,000	97,600	44,000	..	312,000	1,004	1,889	1,080	..	7,740
Ropes and twines . . cwt	695	589	1,161	704	769	825	1,162	3,223	2,370	1,922
Other kinds . . .	..	..	2	..	..	..	..	2	..	..
Total Jute manu- factures (including twist and yarn) . . . value	—	—	—	—	—	229,251	250,451	258,332	479,848	682,702
Woollen manufactures . .	—	—	—	—	—	751	663	20	2,136	1,048
<b>TOBACCO—</b>										
Unmanufactured . . lbs	1,658,886	1,569,280	1,627,616	2,611,472	9,353,451	11,816	11,842	19,450	48,397	135,958
Manufactured . . .	1,983	1,320	694	641	422	12	10	17	79	46
Total Tobacco . . .	1,660,768	1,570,600	1,628,310	2,612,113	9,353,873	11,830	11,852	19,467	48,476	136,004
<b>ITS AND REQUISITES FOR GAMES AND SPORTS (INCLUD- ING FISHING TACKLE) . . . value</b>	—	—	—	—	—	6	137	98	1,109	126
WAX OF ALL KINDS, OTHER THAN PARAFFIN WAX (IN- CLUDING CANDLES) . . . cwt	75	..	297	65	827	411	..	1,745	561	5,803
<b>WOOD AND TIMBER—</b>										
Ornamental wood—										
Sandal (a) . . . tons	—	—	12	12	33	217	505	1,430	2,774	5,967
<b>ARTICLES EXPORTED BY POST . . . value</b>	—	—	—	—	—	119,409	68,809	42,709	196,155	166,248
<b>ALL OTHER ARTICLES OF MERCHANDISE . . .</b>	—	—	—	—	—	3,456	1,592	4,740	9,750	6,087
<b>GRAND TOTAL . . .</b>	—	—	—	—	—	2,903,754	2,722,191	3,256,964	8,714,772	7,127,678

FOREIGN MERCHANDISE

ARTICLES	QUANTITY					VALUE				
	1916-17	1917-18	1918-19	1919-20	1920-21	1916-17	1917-18	1918-19	1919-20	1920-21
<b>APPAREL (INCLUDING DRA- PERY, UNIFORMS, AND ACCOUTREMENTS, BUT EXCLUDING HOSIERY AND BOOTS AND SHOES) . . . value</b>	—	—	—	—	—	—	—	—	—	—
<b>CHEMICALS AND CHEMICAL PREPARATIONS (EXCLUD- ING CHEMICAL MANURES AND MEDICINES) . . .</b>	—	—	—	—	—	441	1,352	968	1,457	2,054
<b>DRUGS AND MEDICINES (EXCLUDING CHEMI- CALS AND NARCOTICS)—</b>	—	—	—	—	—	747	301	415	1,168	1,418
Camphor . . . lbs	..	..	..	2,235	..	..	..	..	1,579	..
Other sorts . . . value	..	..	..	..	..	..	..	..	3,757	1,368
<b>DYING AND TANNING SUBSTANCES—</b>										
Gallicin . . . lbs	3,642	600	176	1,190	759	1,686	298	418	2,077	1,036
Other sorts . . . cwt	67	79	7	23	62	193	580	50	205	342
Total . . . value	—	—	—	—	—	1,879	878	468	2,282	1,378
<b>FISH (excluding CANNED FISH)—</b>										
Fishmaws and sharkins . cwt	3,708	3,747	4,475	5,787	4,653	29,243	32,124	40,513	104,633	101,906
<b>FRUITS AND VEGETABLES—</b>										
Fruits and vegetables : dried, salted, or pre- served . . . tons	338	142	330	553	265	16,713	7,863	16,555	44,393	21,343
<b>GLASS AND GLASSWARE . value</b>	—	—	—	—	—	—	—	—	—	—
<b>GUMS AND RESINS—</b>										
Arabic . . . cwt	257	40	259	527	314	641	133	1,789	3,258	966
Olibanum or frankincense .	9,022	5,067	5,035	323	996	15,006	8,147	8,626	926	1,923
Other sorts . . .	2,814	2,622	1,278	1,181	484	2,657	2,641	1,458	3,071	2,084
Total Gums and Resins . .	12,098	7,729	6,602	2,030	1,694	18,304	10,921	11,873	7,249	4,973

NOTE.—The sterling figures have been converted at the rate of R10=£1 for 1919-20 and 1920-21, and R15=£1 for earlier years  
(a) Quantity figures not available prior to April, 1918

No. 13—continued  
HONGKONG—concluded  
EXPORTS THERETO—concluded

FOREIGN MERCHANDISE—continued

ARTICLES	QUANTITY					VALUE				
	1916-17	1917-18	1918-19	1919-20	1920-21	1916-17	1917-18	1918-19	1919-20	1920-21
HARDWARE (excluding CUTLERY, ETC.) value	—	—	—	—	—	£ 141	£ 777	£ 250	£ 202	£ 581
HIDES AND SKINS, RAW—										
Skins, raw . . . . .	..	..	..	..	27	..	..	..	..	3,142
					—99,380					
HORNS, TIPS, AND PICKERS OF HORN, AND HORN-MEAL . . . . .	85	30	20	60	85	7,019	2,972	2,077	9,149	10,105
IVORY, UNMANUFACTURED . lbs	27,305	38,714	27,060	49,285	48,996	8,322	12,408	9,801	26,088	30,217
Liquors . . . . .	12	128	59	..	242	0	302	186	..	752
MACHINERY AND MILL-WORK . . . . .	—	—	—	—	—	714	1,435	579	1,308	1,422
METALS AND ORES—										
Iron or Steel . . . . .	58	..	55	7	34	1,236	..	1,647	304	1,477
Oils . . . . .	60	..	100	..	40,000	18	..	25	..	2,875
PAINTS AND COLOURS . . . . .	8	8	218	6	5	46	233	1,030	310	212
PERFUMERY (NOT BEING FER- MENDED SPIRITS) value	—	—	—	—	—	..	..	..	1,646	85
PROVISIONS AND OILMAN'S STORES . . . . .	4	414	226	6	4	12	886	2,841	16	19
Spices—										
Cloves . . . . .	1,601	555	1,401	1,203	991	4,879	2,157	5,336	10,268	2,840
STONE AND MARBLE . . . . .	4	..	5	13	7	797	..	1,780	4,270	1,441
TEXTILES—										
Cotton—										
Twist and yarn . . . . .	..	..	220,000	590,200	..	..	..	21,696	71,691	..
Manufactures—										
Hosiery . . . . .	—	—	—	—	—	1	571	868	..	301
Piece goods—										
Grey (unbleached) . . . . .	..	191,500	..	..	..	..	2,533	..	..	..
White (bleached) . . . . .	8,932	5,023	9,650	110,345	15,518	246	152	402	5,915	1,347
Coloured printed, or dyed . . . . .	15,925	66,428	15,586	9,638	24,093	475	3,316	1,044	963	2,850
Total . . . . .	24,857	262,951	26,236	120,003	39,611	721	5,001	1,446	6,898	4,197
Other sorts of manu- factures . . . . .	—	—	—	—	—	67	145	..	67	248
Total Cotton manufac- tures (including twist and yarn) . . . . .	—	—	—	—	—	789	6,717	24,210	78,876	4,741
Haberdashery and millinery . . . . .	—	—	—	—	—	68	268	23	400	736
Silk—										
Raw . . . . .	..	..	..	..	7,840	..	..	..	..	1,656
Manufactures—										
Piece goods . . . . .	18,834	4,450	3,192	330	95	775	208	200	165	22
Wool—										
Manufactures—										
Piece goods . . . . .	398	10,501	7,121	110	27,990	48	2,488	1,759	106	6,861
Other sorts . . . . .	9,862	3,037	168	15,389	11,257	393	863	18	729	786
Total Woollen manufactures value	—	—	—	—	—	429	4,251	1,772	835	7,647
TOBACCO—										
Manufactured . . . . .	320	570	1,839	146,739	28,502	170	62	471	46,784	22,808
Toys and Requisites for games and sports including fishing tackle other than firearms . . . . .	—	—	—	—	—	26	47	100	1	1,020
ARTICLES RE-EXPORTED BY POST value	—	—	—	—	—	1,919	6,946	21,216	21,400	24,122
ALL OTHER ARTICLES OF MERCHANDISE . . . . .	—	—	—	—	—	1,932	1,675	819	2,076	4,460
GRAND TOTAL . . . . .	—	—	—	—	—	102,364	96,219	146,890	266,269	269,216
GRAND TOTAL OF INDIAN AND FOREIGN MER- CHANDISE . . . . .	—	—	—	—	—	3,004,108	2,813,410	3,403,854	9,101,041	7,396,894

CHINA (EXCLUSIVE OF HONGKONG AND MACÃO)  
IMPORTS THEREFROM

ARTICLES	QUANTITY					VALUE				
	1916-17	1917-18	1918-19	1919-20	1920-21	1916-17	1917-18	1918-19	1919-20	1920-21
APPAREL, (excluding HOSIERY AND BOOTS AND SHOES)—										
Apparel (including Gou- perry, uniforms, ac- couterments) value	—	—	—	—	—	12,378	23,082	26,098	21,182	26,222
Others . . . . .	—	—	—	—	—	614	202	175	1,210	552
Total Apparel . . . . .	—	—	—	—	—	12,992	23,284	26,273	22,392	26,774

NOTE.—The sterling figures have been converted at the rate of R10—51 for 1919-20 and 1920-21, and R15—51 for earlier years

## CHINA (EXCLUSIVE OF HONGKONG AND MACÃO) —continued

## IMPORTS THEREFROM—continued

ARTICLES	QUANTITY					VALUE				
	1916-17	1917-18	1918-19	1919-20	1920-21	1916-17	1917-18	1918-19	1919-20	1920-21
						£	£	£	£	£
BOOTS AND SHOES . . . pairs	855	16	12,016	390	38	282	6	4,006	147	
BUILDING AND ENGINEERING MATERIALS other than OF IRON, STEEL OR WOOD value	—	—	—	—	—	1,109	3,175	114	323	28
CHINESE AND JAPANESE WARE (including LACQUERED WARE BUT excluding BATHWARE AND PORCELAIN) . . . "	—	—	—	—	—	1,144	1,274	945	1,602	89
CORDAGE AND ROPE OF VEGETABLE FIBRE (excluding JUTE AND COTTON) . . . cwts	1,830	8	810	984	887	2,709	5	3,347	6,037	5,47
DRUGS AND MEDICINES (excluding CHEMICALS AND NARCOTICS)— Camphor . . . lbs	32,345	12,040	17,243	49,571	22,247	2,448	1,096	2,323	19,804	5,56
Cassia lignea . . . cwts	14,141	16,258	17,952	21,140	20,961	20,220	27,301	42,911	71,070	64,34
Other sorts of drugs and medicines . . . value	—	—	—	—	—	1,514	2,762	2,467	4,330	4,22
Total Drugs and Medicines . . . "	—	—	—	—	—	24,177	31,059	47,701	95,864	74,14
DYING AND TANNING SUBSTANCES . . . "	—	—	—	—	—	476	1,330	1,392		811
BATHWARE AND PORCELAIN (excluding PIPES OF BATHWARE) . . . "	—	—	—	—	—	2,014	833	872	2,198	7,10
FIREWORKS (b) . . . lbs	—	—	—	266,379	430,240	1,397	3,310	2,094	15,107	17,25
FRUITS AND VEGETABLES— Fresh fruits and vegetables . . . value	—	—	—	—	—	13	3	30	29	6
Fruits and vegetables: dried, salted, or preserved not being canned or bottled . . . tons	74	22	13	28	35	1,038	567	413	986	1,311
Total Fruits and Vegetables . . . value	—	—	—	—	—	1,051	570	443	1,015	1,371
GLASS AND GLASSWARE— Bangles . . . "	—	—	—	—	—	38,539	32,333	29,543	74,469	44,374
Beads and false pearls . . . cwts	110	54	135	772	161	209	144	1,038	14,152	1,014
Other glassware . . . value	—	—	—	—	—	1,175	12,288	2,233	5,668	1,461
Total Glass and Glassware . . . "	—	—	—	—	—	39,973	34,865	33,414	94,239	47,851
GLUE (c) . . . cwts	—	—	—	—	192	—	—	—	—	1,585
GRAIN, PULSE, AND FLOUR— Pulse . . . tons	910	..	1,444	5,972	452	8,708	..	32,797	189,395	11,631
Wheat, flour in bags . . . "	1	3	222	3	..	13	43	5,804	95	..
Other sorts . . . "	4	2	..	180	10	43	21	..	4,344	174
Total Grain, pulse, and flour . . . "	915	5	1,666	6,155	462	8,764	64	38,601	193,834	11,706
HARDWARE, including CUTLERY AND ELECTRO-PLATED WARE . . . value	—	—	—	—	—	1,263	978	1,486	7,653	2,654
JEWELLERY, ALSO PLATE OF GOLD AND SILVER— Jewellery . . . "	—	—	—	—	—	157	225	8	264	639
Plate of gold and silver . . . "	—	—	—	—	—	2,098	5,924	7,700	18,907	15,333
Total Jewellery, also plate of gold and silver . . . "	—	—	—	—	—	3,250	6,150	7,705	19,171	16,022
LIQUORS including METHYLATED AND PERFUMED SPIRITS . . . gals.	4,502	3,093	3,676	5,513	9,501	1,689	1,609	2,027	4,541	7,431
MACHINERY AND MILLWORK . . . value	—	—	—	—	—	124	1,530	1,671	340	1,444
MATS AND MATTING, except COIR AND RUBBER . . . sq. yds.	235,890	344,858	300,183	340,705	293,624	5,046	8,661	11,383	18,311	18,146
METALS AND ORES— Brass, Bronze, and similar alloys and manufactures thereof wrought . . . cwts	11	34	19	89	68	155	157	372	2,403	1,775
Copper (excluding ore) . . . "	..	3	1	7	4	..	17	29	218	111

NOTE.—The sterling figures have been converted at the rate of R10=£1 for 1919-20 and 1920-21, and R15=£1 for earlier years

(a) Separately recorded from April, 1920

(b) Quantity shown from April, 1919

No. 13—continued

## CHINA (EXCLUSIVE OF HONGKONG AND MACAO)—continued

## IMPORTS THEREFROM—continued

ARTICLES	QUANTITY					VALUE				
	1916-17	1917-18	1918-19	1919-20	1920-21	1916-17	1917-18	1918-19	1919-20	1920-21
<b>METALS AND ORES—continued</b>										
<b>Iron or steel—</b>										
Beams, pillars, girders and bridge-work . . . . .	..	..	45	..	..	..	..	2,297	..	..
Hoops and Strips . . . . .	65	..	65	..	..	2,086	..	3,890	..	..
Nails, rivets and washers . . . . .	..	330	218	..	..	..	1,407	12,171	11	..
<b>Sheets and Plates—</b>										
Tinned . . . . .	..	74	4	..	..	..	3,334	565	..	..
Not galvanised or tinned . . . . .	..	230	33	..	..	..	14,407	2,167	..	..
Other manufactures of Iron or Steel . . . . .	..	..	12	..	..	..	8	1,360	..	3
<b>Total Iron or Steel</b> . . . . .	<b>65</b>	<b>333</b>	<b>377</b>	<b>..</b>	<b>..</b>	<b>2,086</b>	<b>20,256</b>	<b>22,476</b>	<b>11</b>	<b>3</b>
<b>Steel—</b>										
Angle and spring . . . . .	..	..	52	..	..	..	..	2,318	..	..
Bars and Channels . . . . .	..	..	532	..	..	..	..	23,370	..	..
<b>Total Steel</b> . . . . .	<b>..</b>	<b>..</b>	<b>584</b>	<b>..</b>	<b>..</b>	<b>..</b>	<b>..</b>	<b>25,688</b>	<b>..</b>	<b>..</b>
Quicksilver . . . . .	..	32,945	5,640	152	..	..	10,802	2,061	5	..
Tin . . . . .	150	100	..	20	20	1,403	1,252	..	865	365
Others . . . . .	120	38	100	163	143	240	261	510	479	2,259
<b>Total Metals (excluding ores)</b> . . . . .	<b>79</b>	<b>333</b>	<b>570</b>	<b>14</b>	<b>12</b>	<b>3,973</b>	<b>32,715</b>	<b>51,076</b>	<b>3,481</b>	<b>4,989</b>
<b>MOTOR CARS, MOTOR CYCLES, MOTOR WAGONS, AND PARTS THEREOF</b> . . . . .										
..	..	..	..	..	..	..	..	..	..	2,385
<b>OILS</b> . . . . .										
..	5,240	2,113	765	1,138	1,725	704	708	878	1,940	2,029
<b>PAINTS AND PAINTERS' MATERIALS—</b>										
Paints and Colours . . . . .	14	118	181	85	38	420	2,440	884	2,803	1,426
Painters' materials . . . . .	..	..	..	..	..	24	..	..	..	59
<b>Total Paints and Painters' materials</b> . . . . .	<b>14</b>	<b>118</b>	<b>181</b>	<b>85</b>	<b>38</b>	<b>444</b>	<b>2,440</b>	<b>884</b>	<b>2,803</b>	<b>1,485</b>
<b>PAPER AND PAPERBOARD</b> . . . . .										
..	..	..	..	..	..	9,193	45,422	42,397	81,861	96,171
<b>PAPER MAKING MATERIALS—</b>										
Pulp of wood . . . . .	..	10,010	..	..	..	..	13,260	..	..	..
<b>PROVISIONS AND OILMAN'S STORES including FISH AND FRUITS AND VEGETABLES CANNED OR BOTTLED—</b>										
Farinaceous and patent foods . . . . .	3,226	1,093	352	644	1,201	3,229	1,170	519	1,002	4,449
Canned and bottled provisions (not specified elsewhere) . . . . .	815	575	842	1,398	775	1,519	1,751	2,323	6,339	4,305
Other sorts of provisions value . . . . .	..	..	..	..	..	2,220	1,251	2,152	9,758	2,642
<b>Total Provisions and Oilman's stores, etc.</b> . . . . .	<b>4,041</b>	<b>1,668</b>	<b>1,194</b>	<b>2,042</b>	<b>1,976</b>	<b>7,978</b>	<b>4,172</b>	<b>5,004</b>	<b>16,109</b>	<b>13,396</b>
<b>IRONS</b> . . . . .										
..	4	1	..	52	4	68	..	11	2,494	141
<b>PIECES</b> . . . . .										
..	426	322	1,204	1,181	324	556	1,015	1,268	2,944	1,476
<b>FASHIONERY EXCLUDING PAPER</b> . . . . .										
..	..	..	..	..	..	301	125	2,662	404	1,104
<b>SUGAR—</b>										
Sugar, 16 Dutch standard and above . . . . .	224	88	92	83	125	5,592	2,961	2,429	5,325	9,234
Others . . . . .	..	..	..	..	..	3	..	90	..	53
<b>Total Sugar</b> . . . . .	<b>224</b>	<b>88</b>	<b>92</b>	<b>83</b>	<b>125</b>	<b>5,595</b>	<b>2,961</b>	<b>2,519</b>	<b>5,325</b>	<b>9,287</b>
<b>TEA—</b>										
Black . . . . .	171,906	128,169	244,840	123,701	22,245	4,116	6,342	21,543	12,080	8,970
Green . . . . .	1,623,634	2,868,061	2,600,727	1,716,326	1,309,215	75,669	106,476	239,989	179,515	153,091
<b>Total Tea</b> . . . . .	<b>1,795,540</b>	<b>3,096,230</b>	<b>2,845,567</b>	<b>1,840,027</b>	<b>1,402,160</b>	<b>79,785</b>	<b>201,818</b>	<b>261,532</b>	<b>191,595</b>	<b>162,061</b>

NOTE.—The sterling figures have been converted at the rate of £10=£1 for 1919-20 and 1920-21, and £15=£1 for earlier years



CHINA (EXCLUSIVE OF HONGKONG AND MACAO)—continued

IMPORTS THEREFROM—concluded

ARTICLES	QUANTITY					VALUE				
	1916-17	1917-18	1918-19	1919-20	1920-21	1916-17	1917-18	1918-19	1919-20	1920-21
<b>TEXTILES—</b>										
Cotton—										
Raw . . . . . tons	..	30	..	..	..	..	2,338	..	..	..
Manufactures—										
Twist and yarn . . . lbs	120	..	1,057,871	160,000	2,284,587	4	..	108,804	35,489	318,771
Hosiery . . . . . value	—	—	—	—	—	345	873	6,854	60,024	139,782
Piece goods—										
Grey (unbleached) yards	1,030,609	1,122,900	..	2,030	675,010	18,647	21,621	..	62	29,130
White (bleached) . . "	60,000	..	..	5,760	228,887	1,026	..	..	436	7,054
Coloured, printed, or dyed . . "	146,051	45,689	9,924	5,910	6,249	2,186	1,141	342	984	413
Fabrics of all descriptions, . . "	..	..	800	..	..	..	..	14	..	..
Total Piece goods . . "	1,296,660	1,168,489	9,724	13,700	910,136	16,858	22,762	356	1,482	36,596
Other manufactures . value	—	—	—	—	—	11,078	522	..	3174	867
Total Cotton goods (including twist and yarn) . . "	—	—	—	—	—	27,935	24,157	111,014	97,169	355,509
Flax—										
Manufactures (including twist and yarn) . . "	—	—	—	—	—	2,080	..	210	615	..
Especially and millinery . . . . . "	—	—	—	—	—	3,834	1,744	3,551	2,745	3,233
Heap, raw . . . . . cwt	976	..	..	..	..	2,227	..	..	..	..
Silk—										
Raw . . . . . lbs	1,354,026	1,260,177	864,053	1,880,380	1,352,973	578,300	607,492	473,000	1,480,084	1,196,412
Waste . . . . . "	2,709	268	7,370	..	..	210	28	898	..	..
Silk yarn, nolls, and wraps . . . . . "	70,464	70,144	175,013	77,164	75,672	22,678	21,522	91,225	61,124	77,466
Manufactures—										
Goods of silk mixed with other materials yards	12,615	729	1,270	85,239	43,161	984	65	123	5,961	6,746
Piece goods . . . . . "	3,543,345	3,105,858	3,523,797	7,723,223	4,219,608	231,502	278,981	384,330	1,302,672	762,699
Other sorts . . . . . value	—	—	—	—	—	429	523	566	284	876
Total Silk manufactures (including silk yarn, etc.) . . "	—	—	—	—	—	255,598	300,096	480,539	1,370,041	847,187
Wool—										
Manufactures—										
Piece goods . . . . . yards	..	570	7,561	370	..	..	47	3,244	64	..
Tobacco—										
Unmanufactured . . . lbs	..	43,895	30,112	..	641	..	1,570	1,834	..	40
Manufactured . . . . . "	257	3,043	1,712	947	803	53	572	249	351	223
Total Tobacco . . . . . "	257	46,938	31,824	947	1,444	53	2,142	2,080	433	263
TOYER REQUISITES (NOT SPECIFIED ELSEWHERE) value	—	—	—	—	—	1,233	164	140	1,395	954
UMBRELLAS AND UMBRELLA FITTINGS . . . . . "	—	—	—	—	—	716	316	760	1,310	1,423
TOYS AND REQUISITES FOR GAMES AND SPORTS including FISHING TACKLE . . . . . "	—	—	—	—	—	425	404	935	320	5,112
WOOD AND TIMBER—										
Timber (other than railway sleepers) cub. tons	239	..	..	..	491	2,368	..	..	..	9,256
Manufactures of wood (other than furniture and cabinet ware) value	—	—	—	—	—	1,219	2,278	82	22,109	199
ARTICLES IMPORTED BY POST . . . . . "	—	—	—	—	—	3,953	3,263	2,071	18,169	26,611
ALL OTHER ARTICLES OF MERCHANDISE . . . . . "	—	—	—	—	—	3,102	8,091	14,203	29,181	10,471
<b>GRAND TOTAL</b> . . . . . "	—	—	—	—	—	1,093,294	1,362,471	1,647,499	2,833,407	3,034,239

No. 13—*continues*CHINA (EXCLUSIVE OF HONGKONG AND MACÃO)—*continues*

## EXPORTS THEREOF

ARTICLES	QUANTITY					VALUE				
	1916-17	1917-18	1918-19	1919-20	1920-21	1916-17	1917-18	1918-19	1919-20	1920-21
						£	£	£	£	£
APPAREL (INCLUDING DRAPERY, UNIFORMS, ACCOUTREMENTS, BUT EXCLUDING HOSIERY AND BOOTS AND SHOES) value	—	—	—	—	—	550	394	600	998	1,369
BUILDING AND ENGINEERING MATERIALS, OTHER THAN OF IRON, STEEL OR WOOD	—	—	—	—	—	1,108	—	400	18	—
CANDLES OF ALL KINDS lbs	931,429	487,267	738,206	1,481,537	691,637	17,469	10,136	18,543	41,608	23,076
COFFEE	788	525	—	—	—	2,118	13,460	—	—	—
COR— Unmanufactured tons	11	17	11	75	17	148	170	313	1,344	398
Manufactured (excluding Ropes)	13	50	99	60	61	225	1,103	4,374	2,761	4,038
CORDAGE AND ROPE OF VEGETABLE FIBRE (excluding JUTE AND COTTON)	150	304	503	403	585	126	355	645	360	1,254
DRUGS AND MEDICINES (EXCLUDING CHEMICALS AND NARCOTICS) value	421	—	—	—	—	388	1,677	58	33	8,361
DYEING AND TANNING SUBSTANCES— Indigo cwt	620	328	187	226	181	19,789	8,128	7,107	12,702	10,719
Myrobalam "	968	—	—	679	1,689	373	—	—	438	523
Other sorts "	384	49	—	42	163	590	58	—	82	299
Total Dyeing and Tanning substances	1,970	375	187	947	2,033	19,531	8,191	7,107	14,192	11,544
GRAIN, PULSE, AND FLOUR— Rice, not in the husk tons	16,118	4,032	1,460	20	3,688	99,075	24,644	7,497	308	49,813
Other sorts "	11	28	—	2	6	123	229	136	55	133
Total Grain, Pulse, and Flour	16,127	4,053	1,478	22	3,694	99,197	24,873	7,633	363	49,946
GUMS AND RESINS cwt	1,525	—	—	6,028	4,945	1,818	—	—	13,316	14,254
HARDWARE AND CUTLERY (excluding PLATED WARE) value	—	—	—	—	—	2	20	11	2,123	163
Hides and Skins, raw— Skins, raw tons	—	—	1	1	2	—	—	792	1,774	1,979
JADE STONE cwt	—	31	9	—	—	—	1,325	1,000	—	—
LAC, BUTYON "	—	—	—	117	1	—	—	—	2,080	50
SHELL "	394	439	500	657	789	1,568	3,848	5,040	16,883	19,398
LEATHER value	—	—	—	—	—	68	760	395	1,287	14,073
MACHINERY AND MILLWORK "	—	—	—	—	—	9	—	—	938	—
METALS AND ORES— Iron or steel tons	1,375	—	—	—	—	8,421	—	—	—	—
Lead— Pig cwt	—	—	—	18,341	23,337	—	—	—	23,568	49,574
Others tons	401	100	2	—	—	2,062	592	465	522	188
Total Metals and Ores	1,776	100	2	918	1,292	10,483	592	465	29,190	49,797
Oils— Essential cwt	—	—	563	179	—	—	—	1,714	770	—
PARAFFIN WAX tons	1,421	600	1,990	1,675	985	40,297	18,200	23,110	85,313	44,817
PAPER AND PAPERBOARD value	—	—	—	—	—	4,476	1,035	—	—	137
PRECIOUS STONES AND PEARLS, UNSET	—	—	—	—	—	100	253	36	881	130
PROVISIONS AND OILMAN'S STORES— Butter cwt	245	173	2	5	230	1,497	1,151	23	56	2,999
GN "	899	1,168	621	624	664	4,326	6,430	4,152	7,306	3,852
Pickles, chutnies, and condiments "	482	429	1,343	584	457	1,297	2,208	4,307	2,487	2,781
Other sorts of provisions value	—	—	—	—	—	244	158	69	248	919
Total Provisions and Oilman's stores	—	—	—	—	—	7,064	10,137	8,611	12,045	16,380
SEEDS— SPEARMINT ILLUSTRATIVE OF NATURAL SCIENCE tons	7	2	49	2	—	100	71	719	57	105
SPICES— Pepper cwt	36	3	7	8	—	120	12	23	18	—
Other sorts "	13	23	—	61	—	31	31	8	610	3
Total Spices	49	26	7	69	—	151	43	31	628	3
STATIONERY (excluding PAPER) value	—	—	—	—	—	—	—	13	1,407	2,515

NOTE.—The sterling figures have been converted at the rate of £10=£1 for 1919-20 and 1920-21, and £15=£1 for earlier years.

CHINA (EXCLUSIVE OF HONGKONG AND MACÃO)—continued

EXPORTS THEREOF—continued

INDIAN MERCHANDISE—continued

ARTICLES	QUANTITY					VALUE				
	1916-17	1917-18	1918-19	1919-20	1920-21	1916-17	1917-18	1918-19	1919-20	1920-21
SUGAR . . . . . tons	..	..	..	98	51	1	..	20	3,309	33
TEA, BLACK . . . . . lbs	9,225,928	3,242,210	620,895	83,174	2,700	303,685	102,172	16,175	3,323	23
TEXTILES— Cotton— Raw . . . . . tons	14,652	4,430	1,652	13,799	31,768	722,669	330,043	213,697	1,989,710	3,323,241
Twist and yarn . . . . . lbs	77,563,620	55,899,000	16,735,300	66,625,312	23,402,830	2,302,029	2,106,164	1,222,345	7,964,164	2,692,711
Manufactures— Piece goods— Grey (unbleached) . . . . . yards	230,400	11,952	..	231,300	..	1,720	203	..	9,108	..
White (bleached) . . . . . "	2,100	5,480	254	5,350	240	29	23	10	812	11
Coloured, printed, or dyed . . . . . "	19,461	63,573	..	323,717	87,809	302	1,064	..	19,207	5,073
Total Piece goods . . . . . "	251,961	76,010	254	615,307	87,849	2,051	1,310	10	28,627	5,086
Other sorts of manufactures . . . . . value	..	..	..	..	..	355	129	..	247	..
Total Cotton manufactures (including twist and yarn) . . . . . "	..	..	..	..	..	2,385,445	2,107,603	1,222,355	7,996,038	2,997,801
Jute— Raw . . . . . tons	29	..	460	1,012	1,360	467	..	9,552	21,506	25,532
Twist and yarn . . . . . lbs	..	..	120,952	..	..	..	..	3,847	..	..
Manufactures— Gunny bags . . . . . no.	12,739,000	7,698,600	4,609,800	7,294,900	12,248,900	323,246	206,328	167,228	393,955	303,432
cloth . . . . . yards	6,223,440	4,119,000	5,705,160	4,171,000	5,825,000	31,575	58,099	134,376	123,183	138,223
Rope and twine . . . . . cwts	497	376	131	541	846	750	623	562	2,029	3,189
Other kinds . . . . . value	..	..	..	..	..	..	..	..	..	..
Total Jute manufactures (including twist and yarn) . . . . . "	..	..	..	..	..	405,571	265,055	306,015	519,167	944,003
WOOLLEN MANUFACTURES . . . . . "	..	..	..	..	..	454	345	60	1,166	1,243
WAX OF ALL KIND, OTHER THAN PARAFFIN WAX (EXCLUDING CANDLES) . . . . . cwts	3,597	..	..	8	..	23,030	..	..	64	..
WOOD AND TIMBER . . . . . value	..	..	..	..	..	25	432	607	1,098	2,384
ARTICLES EXPORTED BY POST . . . . . "	..	..	..	..	..	10,589	20,113	17,302	54,052	293,543
ALL OTHER ARTICLES OF MERCHANDISE . . . . . "	..	..	..	..	..	2,671	1,935	1,058	1,604	5,322
GRAND TOTAL . . . . . "	..	..	..	..	..	4,012,939	2,911,233	1,874,201	10,821,353	8,364,337

FOREIGN MERCHANDISE

ARTICLES	QUANTITY					VALUE				
	1916-17	1917-18	1918-19	1919-20	1920-21	1916-17	1917-18	1918-19	1919-20	1920-21
APPAREL (INCLUDING DRESSERY, UNIFORMS, AND ACCOUTREMENTS, BUT EXCLUDING HOSIERY AND BOOTS AND SHOES) . . . . . value	..	..	..	..	..	..	..	..	..	..
FRUITS AND VEGETABLES . . . . . "	..	..	..	..	..	1,386	110	..	421	5,223
GLASS AND GLASSWARE . . . . . "	..	..	..	..	..	254	623	146	702	1,115
GUMS AND RESINS— Olibanum or frankincense . . . . . cwts	2,341	..	..	..	..	..	30	87	5	1,579
Other sorts . . . . . "	473	..	..	..	..	5,475	..	..	..	..
TOTAL GUMS . . . . . "	3,317	..	..	..	..	6,171	..	..	..	..
IVORY, UNMANUFACTURED . . . . . lbs	16,437	3,537	6,925	16,943	5,245	6,262	3,431	2,366	12,235	3,000
MACHINERY AND WORKS . . . . . value	..	..	..	..	..	435	..	184	5,723	2,532
METALS AND ORES— Iron or steel . . . . . tons	1,016	..	..	..	..	..	..	..	..	..
Others . . . . . "	13	3	1	..	..	9,410	..	..	..	..
Total Metals and Ores . . . . . "	1,029	3	1	..	..	1,052	672	41	16	..
OILS— Mineral, Kerosene . . . . . gals.	..	..	..	..	..	10,462	672	41	18	..
PAINTS AND COLOURS . . . . . "	237	109	5,336	..	10	..	..	683	..	..
PAPER AND PAPERBOARD . . . . . value	..	..	182	..	..	411	294	215	63	..
	..	..	..	..	..	..	800	..	97	..

Note.—The sterling figures have been converted at the rate of R10=£1 for 1919-20 and 1920-21, and R15=£1 for earlier years.

No. 13—continued

## CHINA (EXCLUSIVE OF HONGKONG AND MACÃO)—concluded

EXPORTS THEREFROM—concluded

FOREIGN MERCHANDISE—continued

ARTICLES	QUANTITY					VALUE				
	1916-17	1917-18	1918-19	1919-20	1920-21	1916-17	1917-18	1918-19	1919-20	1920-21
<b>SPICES—</b>						£	£	£	£	£
Cloves . . . cwt	636	40	108	..	8	1,887	107	370	..	48
Other sorts . . . "	64	..	..	35	..	64	..	..	175	..
<b>TOTAL SPICES</b>	<b>700</b>	<b>40</b>	<b>108</b>	<b>35</b>	<b>8</b>	<b>1,951</b>	<b>107</b>	<b>370</b>	<b>175</b>	<b>48</b>
<b>STONE AND MARBLE</b>	<b>8</b>	<b>..</b>	<b>..</b>	<b>..</b>	<b>..</b>	<b>1,227</b>	<b>..</b>	<b>..</b>	<b>..</b>	<b>..</b>
<b>TEXTILES—</b>										
<b>Cotton—</b>										
Twist and yarn . . lbs	..	..	301,200	305,811	..	..	..	28,218	41,489	..
<b>Manufactures—</b>										
<b>Piece goods—</b>										
Grey (unbleached) . yards	..	3,021	120,000	203,600	..	..	115	3,400	10,000	..
White (bleached) . . . "	9,213	2,467	600	232,430	..	241	57	44	12,908	..
Coloured, printed, or dyed . . . "	9,670	12,374	7,291	21,908	1,236	271	650	245	8,702	83
<b>Total piece goods</b>	<b>17,783</b>	<b>17,462</b>	<b>127,891</b>	<b>458,938</b>	<b>1,236</b>	<b>512</b>	<b>822</b>	<b>2,689</b>	<b>20,827</b>	<b>83</b>
Other sorts of manufactures . value	..	..	..	..	..	29	58	132	162	..
<b>Total Cotton manufactures (including twist and yarn)</b>	<b>..</b>	<b>..</b>	<b>..</b>	<b>..</b>	<b>..</b>	<b>541</b>	<b>880</b>	<b>42,051</b>	<b>67,072</b>	<b>83</b>
<b>Silk, raw</b> . . . lbs	<b>5,366</b>	<b>..</b>	<b>..</b>	<b>4,628</b>	<b>2,425</b>	<b>821</b>	<b>..</b>	<b>..</b>	<b>4,253</b>	<b>1,303</b>
.. Manufactures . value	..	..	..	..	..	12	..	..	1,040	..
<b>TOBACCO MANUFACTURED</b> . lbs	<b>8,042</b>	<b>..</b>	<b>153</b>	<b>..</b>	<b>4,500</b>	<b>4,453</b>	<b>..</b>	<b>55</b>	<b>..</b>	<b>4,298</b>
<b>WOOD AND MANUFACTURES OF WOOD</b> . value	<b>..</b>	<b>..</b>	<b>..</b>	<b>..</b>	<b>..</b>	<b>2,195</b>	<b>..</b>	<b>..</b>	<b>..</b>	<b>185</b>
<b>ARTICLES RE-EXPORTED BY POST</b>	<b>..</b>	<b>..</b>	<b>..</b>	<b>..</b>	<b>..</b>	<b>200</b>	<b>1,484</b>	<b>10,790</b>	<b>98,073</b>	<b>66,327</b>
<b>ALL OTHER ARTICLES OF MERCHANDISE</b>	<b>..</b>	<b>..</b>	<b>..</b>	<b>..</b>	<b>..</b>	<b>1,741</b>	<b>2,590</b>	<b>665</b>	<b>1,487</b>	<b>8,635</b>
<b>GRAND TOTAL</b>	<b>..</b>	<b>..</b>	<b>..</b>	<b>..</b>	<b>..</b>	<b>23,799</b>	<b>3,984</b>	<b>57,821</b>	<b>192,267</b>	<b>64,765</b>
<b>GRAND TOTAL OF INDIAN AND FOREIGN MERCHANDISE</b>	<b>..</b>	<b>..</b>	<b>..</b>	<b>..</b>	<b>..</b>	<b>4,081,723</b>	<b>2,920,217</b>	<b>1,932,023</b>	<b>31,013,020</b>	<b>8,443,023</b>

## KOREA

IMPORTS THEREFROM

Nil

EXPORTS THERETO

## INDIAN MERCHANDISE

ARTICLES	QUANTITY					VALUE				
	1916-17	1917-18	1918-19	1919-20	1920-21	1916-17	1917-18	1918-19	1919-20	1920-21
<b>WOOD AND TIMBER</b> . value	..	..	..	..	..	742	..	..	..	..
<b>ALL OTHER ARTICLES OF MERCHANDISE</b>	..	..	..	..	..	20	50	17	18	..
<b>GRAND TOTAL</b>	<b>..</b>	<b>..</b>	<b>..</b>	<b>..</b>	<b>..</b>	<b>772</b>	<b>50</b>	<b>17</b>	<b>18</b>	<b>..</b>

## FOREIGN MERCHANDISE

ARTICLES	QUANTITY					VALUE				
	1916-17	1917-18	1918-19	1919-20	1920-21	1916-17	1917-18	1918-19	1919-20	1920-21
<b>TOTAL VALUE</b>	<b>..</b>	<b>..</b>	<b>..</b>	<b>..</b>	<b>..</b>	<b>..</b>	<b>..</b>	<b>..</b>	<b>..</b>	<b>..</b>
<b>GRAND TOTAL OF INDIAN AND FOREIGN MERCHANDISE</b> . value	<b>..</b>	<b>..</b>	<b>..</b>	<b>..</b>	<b>..</b>	<b>772</b>	<b>50</b>	<b>17</b>	<b>18</b>	<b>..</b>

NOTE.—The sterling figures have been converted at the rate of £10=₹1 for 1919-20 and 1920-21, and £15=₹1 for earlier years.

JAPAN  
IMPORTS THEREFROM

ARTICLES	QUANTITY					VALUE				
	1916-17	1917-18	1918-19	1919-20	1920-21	1916-17	1917-18	1918-19	1919-20	1920-21
<b>APPAREL (excluding HOSIERY AND BOOTS AND SHOES)—</b>						\$	\$	\$	\$	\$
Apparel (including drapery, uniforms, accessories) . . . value	—	—	—	—	—	122,906	132,855	106,252	422,225	261
Hats, caps, bonnets and millinery ware . . .	—	—	—	—	—	12,009	9,630	14,639	19,570	41
Others . . .	—	—	—	—	—	75	80	536	41,662	—
<b>Total Apparel . . .</b>	—	—	—	—	—	<b>135,090</b>	<b>142,565</b>	<b>211,427</b>	<b>442,477</b>	<b>301</b>
<b>ART. WORKS OF, other than FIGURES</b>	—	—	—	—	—	1,737	382	198	1,047	—
ARMCHairs (b) . . .	—	—	—	—	—	—	—	—	1,047	—
BASKETS AND BASKETWARE . . .	—	—	—	—	—	2,214	1,770	1,335	1,140	—
BEELING FOR MACHINERY . . .	—	—	—	—	—	—	8,304	2,048	75	—
BOBBINS (a) . . .	—	—	—	—	—	—	—	17,792	210,612	96
BOOTS AND SHOES . . . pairs	185,265	111,606	90,760	47,134	51,220	2,498	4,964	9,641	106,512	4
BRUSHES AND BROOMS . . . doz.	171,068	192,253	186,346	232,575	79,208	19,188	24,955	17,805	35,697	21
<b>BUILDING AND ENGINEERING MATERIALS, other than OF IRON, STEEL, OR WOOD</b>										
Bricks . . . no.	516,271	2,054,695	1,980,605	76,412	412	6,400	21,554	47,621	443	—
Cement . . . tons	17,167	27,653	12,187	9,145	410	70,173	89,258	113,030	97,293	6
Tiles . . . no.	26,367	59,782	24,346	115,365	340,406	280	283	784	2,074	10
Other kinds . . . value	—	—	—	—	—	45	60	152	837	—
<b>Total Building and Engineering materials, etc.</b>	—	—	—	—	—	<b>76,898</b>	<b>81,755</b>	<b>161,587</b>	<b>101,617</b>	<b>16</b>
<b>BUTTONS OF ALL SORTS—</b>										
Metal (b) . . .	—	—	—	—	—	—	—	—	42,542	19
Other sorts (b) . . .	—	—	—	—	—	127,701	80,020	62,665	127,701	127
<b>Total Buttons . . .</b>	—	—	—	—	—	<b>127,701</b>	<b>80,020</b>	<b>62,665</b>	<b>150,243</b>	<b>147</b>
<b>CANES AND RATTANS . . . cwts</b>	2	305	—	307	505	1	204	—	91	1
<b>CARRIAGES AND CARTS (excluding RAILWAY CARRIAGES), AND PARTS THEREOF . . . value</b>	—	—	—	—	—	2,917	4,449	2,097	24,806	38
<b>CHEMICALS AND CHEMICAL PREPARATIONS (excluding CHEMICAL MANURES AND MEDICINES)—</b>										
Acids . . . cwts	4,827	1,353	1,897	487	200	19,463	11,954	18,125	5,537	2
Alum (a) . . .	—	—	2,767	899	242	—	—	7,793	537	—
Aluminous sulphates (including alum) (c) . . .	64,610	24,017	24,791	20	—	36,194	17,500	9,030	400	—
<b>Bleaching Materials—</b>										
Bleaching powder (calcium hypochlorite or Chloride of lime) (b) . . .	52,933	61,840	47,691	5,239	6,554	63,476	104,017	85,097	13,561	19
Other sorts (b) . . .	—	—	—	—	—	—	—	—	—	—
<b>Total Bleaching materials . . .</b>	<b>52,933</b>	<b>61,840</b>	<b>47,691</b>	<b>5,239</b>	<b>6,554</b>	<b>63,476</b>	<b>104,017</b>	<b>85,097</b>	<b>13,561</b>	<b>19</b>
Carbide of calcium . . .	5,210	10,898	39,598	759	—	5,969	21,287	142,665	4,040	—
Copperas (for use sulphate) . . .	62,891	5,572	25	250	—	24,181	2,531	56	212	—
Copper sulphate (b) . . .	—	—	—	6,753	274	—	—	—	21,099	—
Disinfectants . . .	126	3,120	1,179	1,182	410	797	13,403	5,206	4,423	2
Potassium compound . . .	215	2,276	1,637	255	677	4,272	32,878	40,304	3,390	5
Soda compounds . . .	7,833	13,168	285	237	4,219	10,567	27,763	3,149	2,119	5
Sulphur (D limestone) . . .	82,742	190,607	94,171	119,900	79,172	25,641	106,639	87,712	120,636	73
Other sorts of chemicals . . . value	—	—	—	—	—	15,162	33,216	24,354	15,460	11
<b>Total value of Chemicals and chemical preparations (excluding chemical manures and medicines) . . .</b>	—	—	—	—	—	<b>215,772</b>	<b>371,078</b>	<b>404,297</b>	<b>191,419</b>	<b>135</b>

NOTE.—The sterling figures have been converted at the rate of £10=£1 for 1919-20 and 1920-21, and £15=£1 for earlier years.  
 (a) Separately recorded from April, 1918  
 (b) April, 1919  
 (c) Includes "Alum" from April, 1918

No. 13—continued  
 JAPAN—continued  
 IMPORTS THEREFROM—continued

ARTICLES	QUANTITY					VALUE				
	1916-17	1917-18	1918-19	1919-20	1920-21	1916-17	1917-18	1918-19	1919-20	1920-21
CHINESE AND JAPANESE WARE (including LACQUERED WARE, BUT EXCLUDING BATHENWARE AND PORCELAIN) value						25,490	21,637	10,223	17,036	14,643
CLOCKS AND WATCHES AND PARTS THEREOF—										
Clocks and timepieces no.	33,210	17,391	12,958	9,390	22,733	7,300	7,523	7,496	5,861	24,104
Parts of clocks and watches value						2,360	2,098	2,642	7,173	1,104
COAL, COKE, AND PEATY FUEL tons	370	78	4,398	647	10,075	523	181	21,006	7,941	35,334
CORAL lbs		708	2,161	2,800	468		190	1,634	1,766	201
CORDAGE AND ROPE OF VEGETABLE FIBRE (excluding JUTE AND COTTON) cwts	197	579	4,328	110	79	1,630	2,348	21,521	2,197	1,903
CORK MANUFACTURES "	11	14	760	7	12	58	216	1,791	248	307
CUTLERY value						22,890	21,024	26,967	39,780	67,106
CYCLES (other than MOTOR CYCLES), AND PARTS THEREOF AND ACCESSORIES						10,957	21,651	21,335	22,213	19,608
DRUGS AND MEDICINES (excluding Chemicals and Narcotics)										
Camphor lbs	1,592,963	1,349,839	28,001	102,685	212,438	262,741	220,762	65,833	122,508	198,864
Casia lignea cwts	70	379	425	389	614	96	470	946	1,200	2,011
Proprietary and patent medicines value						5,556	11,934	16,373	25,618	25,577
Quinine salts—										
Quinine sulphate or bisulphate lbs			2,422	3,383	649			4,611	10,396	1,244
Other sorts of drugs and medicines value						31,791	32,596	66,033	62,416	62,901
Total Drugs and Medicines						300,184	265,761	169,945	224,420	286,697
DYING AND TANNING SUBSTANCES						5,390	19,302	18,091	2,440	4,875
BATHENWARE AND PORCELAIN (excluding PIPES OF BATHENWARE)						128,893	93,531	163,418	407,432	184,537
FIREWORKS (a) lbs				99,631	130,589	1,302	6,117	6,464	12,904	16,796
FISH (excluding CANNED FISH)—										
Fish, dry, unsalted cwts	2,090	1,125	847	409	540	6,017	2,788	2,450	3,399	4,009
Other sorts "	1,26	28	9	1	30	14	20	12	20	122
Total Fish	2,126	1,153	856	410	570	6,031	2,808	2,471	3,419	4,131
FRUITS AND VEGETABLES—										
Fresh fruits and vegetables value						608	109	32	1,498	84
Fruits and vegetables: dried, salted, or preserved not being canned or bottled tons	21	13	6	5	6	1,196	693	573	967	607
Total value of Fruits and Vegetables value						1,804	802	610	2,465	761
FURNITURE AND CABINETRY						15,759	22,902	21,329	22,458	25,798
GLASS AND GLASSWARE—										
Bangles						242,087	191,643	162,617	247,308	435,612
Beads and false pearls cwts	9,166	11,545	7,624	12,784	9,943	92,019	116,306	62,221	164,494	226,299
Bottles and phials gross	216,406	455,031	1,160,7	204,137	226,547	87,114	169,146	99,375	191,019	242,466
Funnels, globes, and glass parts of lamps value						59,800	111,773	64,445	162,421	109,927
Scientific glassware (b) "									1,430	6,412
Sheet and plate sq ft	1,535,094	3,378,461	2,277,866	1,967,766	306,204	21,521	46,235	57,420	54,550	12,572
Tableware (including decanters, tumblers, etc.) value						37,747	59,362	50,445	154,066	102,376
Other glassware "						44,996	72,606	47,471	122,834	122,555
Total value of Glass and Glassware						598,773	769,221	552,014	1,270,291	1,210,779

NOTE.—The sterling figures have been converted at the rate of £10=21 for 1919-20 and 1920-21, and £15=21 for earlier years.  
 (a) Quantity shown from April, 1919.  
 (b) Separately recorded from April, 1919.

ARTICLES	QUANTITY					VALUE				
	1916-17	1917-18	1918-19	1919-20	1920-21	1916-17	1917-18	1918-19	1919-20	1920-21
GRAIN, PULVER, AND FLOUR tons	99	159	88	305	37	£ 1,215	£ 2,356	£ 1,928	£ 2,255	£ 1,271
GUMS AND RESINS cwt	467	17,532	2,563	1,133	199	601	25,806	4,207	3,762	531
<b>HARDWARE, including CUTLERY AND ELECTROPLATED WARE—</b>										
Agricultural implements value	—	—	—	—	—	6,281	1,062	19,512	6,792	5,476
Builders' hardware "	—	—	—	—	—	16,337	36,302	29,016	32,608	52,000
Domestic hardware "	—	—	—	—	—	9,789	7,405	11,868	26,950	33,164
Enamelled ironware "	—	—	—	—	—	116,647	100,419	64,601	272,989	317,311
Gas mantles (a) "	—	—	—	—	—	—	—	—	1,942	4,088
Implements and tools other than agricultural implements and machine tools "	—	—	—	—	—	774	4,158	68,631	4,264	1,173
Lamps, metal no.	277,901	186,251	72,970	85,590	63,029	14,317	10,283	5,153	7,918	3,543
" glass " "	367,844	47,713	23,105	40,652	128,611	6,814	597	792	1,768	5,584
Parts of lamps, other than glass value	—	—	—	—	—	27,733	32,217	5,416	19,602	13,885
Other sorts " "	—	—	—	—	—	131,593	262,554	412,640	369,786	513,907
Total Hardware, etc. "	—	—	—	—	—	333,490	454,997	617,529	1,744,989	758,127
Hops cwt	—	—	218	—	—	—	—	1,616	—	—
<b>INSTRUMENTS, APPARATUS, AND APPLIANCES, AND PARTS THEREOF—</b>										
Electrical including telegraph and telephone apparatus not being machinery value	—	—	—	—	—	62,261	230,668	277,884	81,253	126,582
Musical "	—	—	—	—	—	2,039	5,750	16,378	5,041	13,590
Optical "	—	—	—	—	—	11,978	11,912	10,038	13,165	15,784
Photographic "	—	—	—	—	—	314	903	324	1,043	2,197
Scientific and philosophical "	—	—	—	—	—	1,364	5,921	10,153	9,551	10,314
Surgical "	—	—	—	—	—	3,580	3,371	3,144	9,136	11,904
Other kinds "	—	—	—	—	—	461	184	82	331	178
Total Instruments, Apparatus, and Appliances, and parts thereof value	—	—	—	—	—	82,497	308,718	328,508	124,520	180,006
IVORY "	—	—	—	—	—	1,404	1,523	1,533	3,494	5,373
LEATHERS "	—	—	—	—	—	21,914	17,677	22,237	54,133	42,316
<b>LIQUORS including METHYLATED AND PERFUMED SPIRITS—</b>										
Ale, beer, and porter gals.	599,732	688,180	1,077,034	1,050,629	223,946	75,663	144,579	247,096	341,022	74,025
Spirit—										
Whisky "	27	1,197	1,098	1,000	1	21	614	969	1,061	3
Other sorts "	338	635	1,516	1,023	937	450	700	1,357	1,952	2,807
Total Liquors "	600,087	800,003	1,079,648	1,053,257	223,884	76,134	145,893	249,423	344,035	76,835
<b>MACHINERY AND MILLWORK—</b>										
Prime movers (other than electrical) value	—	—	—	—	—	793	1,383	1,392	270	144
Paper mill machinery "	—	—	—	—	—	—	—	3,571	10,063	83,943
Textile machinery "	—	—	—	—	—	30,007	90,623	101,473	33,793	19,266
Other sorts of machinery "	—	—	—	—	—	3,076	41,923	53,054	26,435	77,196
Total Machinery and Millwork "	—	—	—	—	—	33,876	133,933	164,195	34,581	121,150
MANURES tons	1,608	806	10	—	339	13,414	14,906	322	—	10,130

NOTE.—The sterling figures have been converted at the rate of £10=51 for 1919-20 and 1920-21, and £15=51 for earlier years  
(a) Separately recorded from April, 1919

No. 13—continued  
JAPAN—continued  
IMPORTS THEREFROM—continued

ARTICLES	QUANTITY					VALUE				
	1916-17	1917-18	1918-19	1919-20	1920-21	1916-17	1917-18	1918-19	1919-20	1920-21
<b>MATCHES—</b>						£	£	£	£	£
Safety . . . gross of boxes	7,960,901	12,586,062	8,405,091	11,651,131	7,802,600	528,939	1,069,377	836,292	1,593,026	1,027,436
Other sorts . . . "	1,300,303	2,043,300	2,279,513	2,231,526	2,190,762	75,029	276,476	203,949	290,377	268,774
Total Matches . . . "	9,261,204	14,629,362	10,743,609	13,882,657	9,993,362	603,968	1,345,853	1,042,271	1,873,408	1,295,210
<b>MATS AND MATTING, except COIR AND RUBBER . . . sq. yds.</b>	377,678	339,074	276,015	345,425	242,233	8,661	9,080	8,772	18,340	21,809
<b>METALS AND ORES—</b>										
Aluminium . . . cwt	81	66	8,578	2,632	4,600	1,584	1,505	106,887	55,574	95,009
Brass, Bronze, and similar alloys and manufactures thereof . . . "	28,690	43,759	80,518	39,009	47,915	154,140	317,327	596,522	357,325	452,626
<b>Copper—</b>										
Unwrought—										
Tiles, ingots, cakes, bricks, and slabs . . . "	545	15,524	10,369	24,122	2,355	2,641	95,688	64,118	244,754	23,224
Other sorts . . . "	1,175	80	121	20	..	2,916	740	960	17	..
Wrought—										
Braziers and sheets . . . "	339	1,617	7,507	2,176	789	2,525	12,886	71,762	41,861	9,216
Wire, <i>excluding</i> wire of telegraph and telephone . . . "	2,103	7,709	8,255	1,884	4,035	14,745	71,968	67,888	17,758	26,622
Other manufactures . . . "	1,421	13,738	6,672	260	479	16,199	170,009	52,564	4,367	5,427
Total Copper . . . "	5,583	38,666	32,925	39,552	8,658	45,926	251,291	268,612	308,757	74,500
German Silver ( <i>including</i> nickel silver) . . . "	..	..	3	..	149	..	..	36	..	2,186
Iron . . . . . tons	24	11	205	33	..	383	181	10,667	669	..
<b>Iron or Steel—</b>										
Beams, pillars, girders and bridge work . . . "	..	..	51	..	..	..	..	2,301	..	..
Bolts and nuts . . . "	2	2	784	72	6	226	975	55,322	12,341	1,522
Hoops and strips . . . "	226	111	240	..	..	6,190	6,435	16,822	11	..
Nails, rivets, and washers ( <i>excluding</i> wire nails) . . . "	64	745	1,340	45	149	2,022	28,867	107,278	4,839	14,098
Pipes and fittings cast . . . "	1	..	23	..	..	48	..	1,472	..	1
Screws . . . . . "	..	..	90	..	4	..	45	19,547	161	1,512
Sheets and plates . . . "	1,869	1,708	929	94	443	45,420	77,240	22,629	2,258	27,522
Tubes, pipes and fittings, wrought . . . "	7	147	214	..	3	150	9,996	18,265	8	151
Wire nails (b) . . . "	..	..	..	10	51	..	..	..	667	2,158
Wire rope (a)—										
Galvanized . . . "	..	..	1,295	8	1	..	..	230,919	1,725	460
Black . . . . . "	..	..	..	52	..	..	..	..	7,542	..
Wire—										
Fencing . . . . . "	19	1,022	1,418	..	..	748	69,122	76,837	..	..
Other wire (b) . . . "	..	..	..	94	9	..	..	..	7,664	865
Other manufactures . . . "	9	107	124	15	1	2,205	24,618	11,820	1,106	291
Total Iron or Steel . . . "	2,207	3,902	6,616	391	667	58,022	227,221	667,222	29,229	49,220
<b>Steel—</b>										
Angle and spring . . . "	..	..	2,224	251	..	..	..	124,609	15,222	..
Bars and channels . . . "	151	29	5,563	1,290	122	2,914	1,090	296,208	78,299	4,572
Cast . . . . . "	..	..	112	5	..	..	..	7,222	148	..
Total Steel . . . "	151	29	6,510	1,746	122	2,914	1,090	428,039	83,179	4,572
Lead . . . . . cwt	12	12,527	14,901	1,496	162	71	40,227	51,227	6,706	1,044
Quick silver . . . lbs	..	20,225	2,220	..	2,220	..	12,226	2,225	..	692
Tin . . . . . cwt	147	247	790	701	542	912	1,242	6,420	6,114	4,207
Zinc or spelter . . . "	9,027	60,206	60,098	5,226	56	22,508	172,119	196,224	18,006	229
Others . . . . . "	222	4,140	9,221	246	790	2,207	18,220	20,222	2,219	20,117
Total Metals ( <i>including</i> ores) . . . tons	4,575	12,190	25,717	6,642	2,922	202,272	1,142,201	2,415,406	266,221	707,422

NOTE.—The sterling figures have been converted at the rate of £10=21 for 1919-20 and 1920-21, and £15=21 for earlier years.  
(a) Separately recorded from April, 1918  
(b) " " " " April, 1919



IMPORTS THEREFROM—continued

ARTICLES	QUANTITY					VALUE				
	1916-17	1917-18	1918-19	1919-20	1920-21	1916-17	1917-18	1918-19	1919-20	1920-21
MOTOR CARS, MOTOR CYCLES, MOTOR WAGONS, AND PARTS THEREOF . value	—	—	—	—	—	1,860	120	442	1,271	1,770
OILS—										
Animal . . . . . gals.	161	41	736	..	12,000	11	8	148	..	3,643
Essential . . . . . "	8,534	9,707	7,908	9,472	8,147	3,190	2,577	3,381	18,438	10,891
Others . . . . . "	5,513	1,898	5,048	2,060	8,085	1,226	164	415	624	2,064
Total Oils . . . . . "	14,208	11,736	13,764	11,532	28,232	4,427	2,749	3,889	19,062	15,598
OIL-CLOTH AND FLOOR CLOTH . . . . . sq. yds.	88,807	3,726	9,713	5,985	8,160	3,671	245	1,342	1,208	2,045
PACKING—ENGINE AND BOILER—OF ALL KINDS . . . value	—	—	—	—	—	688	994	14,794	1,669	15
PAINTS AND PAINTERS' MATERIALS—										
Paints and Colours—										
White and red lead . . . cwts	5,317	18,205	36,902	16,326	3,243	13,691	58,889	133,081	58,829	11,464
Zinc white (a) . . . . . "	—	—	—	3,872	530	—	—	—	19,089	2,352
Other sorts . . . . . "	1,167	5,133	59,181	1,067	1,468	5,103	22,214	194,769	6,154	9,278
Total Paints and Colours . . . . . "	6,484	23,340	87,083	21,265	5,250	18,794	81,103	327,850	79,072	23,085
Painters' materials . . . value	—	—	—	—	—	2,449	1,162	1,580	627	278
Total Paints and Painters' materials . . . . . "	—	—	—	—	—	21,243	82,265	329,430	79,699	23,363
PAPER AND PAPERBOARD . . . . . "	—	—	—	—	—	198,206	392,812	464,987	271,229	415,405
PAPER MAKING MATERIALS . . . . . cwts	5,280	42,564	6,900	..	..	6,284	69,398	12,273	..	..
PERFUMERY . . . . . value	—	—	—	—	—	4,013	4,497	2,744	5,574	4,591
PITCH AND TAR . . . . . cwts	17,872	615	4,226	..	..	5,492	177	2,846	..	..
POLISHES . . . . . value	—	—	—	—	—	2,198	648	374	1,805	4,471
PROVISIONS AND OILMAN'S STORES including FISH AND FRUITS AND VEGETABLES CANNED OR BOTTLED—										
Biscuits and cakes . . . . . cwts	5,928	3,550	2,974	2,526	1,229	11,465	19,442	11,768	14,865	6,972
Farinaceous and patent food . . . . . "	171	136	209	9	687	178	241	177	67	1,409
Isinglass (a) . . . . . "	—	—	—	693	502	—	—	—	15,138	9,010
Milk, condensed and preserved, including milk cream . . . . . "	1	179	66	6	460	6	578	486	40	2,418
Canned and bottled provisions . . . . . "	2,289	2,011	2,972	1,926	1,865	5,652	7,675	13,813	13,195	12,333
Others . . . . . value	—	—	—	—	—	6,625	3,329	5,845	8,088	5,515
Total Provisions and Oilman's stores . . . . . "	—	—	—	—	—	22,916	36,765	32,080	51,393	38,061
RAILWAY PLANT AND ROLLING STOCK—										
Carrriages and wagons and parts thereof . . . . . "	—	—	—	—	—	354	4,125	25,079	51,293	16,121
Locomotive engines and tenders and parts thereof . . . . . "	—	—	—	—	—	—	—	1,287	..	..
Materials for construction . . . . . "	—	—	—	—	—	11,296	3	1,239	786	..
Total Railway plant and rolling stock . . . . . "	—	—	—	—	—	11,650	4,128	27,655	51,989	16,121
RUBBER—										
Manufactures—										
Tyres for motor cars and motor cycles . . . . . no.	9,672	22	186	125	..	27,448	76	811	1,036	..
Tubes for motor tyres . . . . . "	322	12	469	7	..	235	14	408	15	23
Other manufactures, except apparel and boots and shoes . . . . . value	—	—	—	—	—	14,991	27,798	44,418	19,565	22,566
Total Rubber manufactures . . . . . "	—	—	—	—	—	54,674	27,798	45,637	20,616	22,589

NOTE—The sterling figures have been converted at the rate of £10=£1 for 1919-20 and 1920-21, and £15=£1 for earlier years  
 (a) Separately recorded from April, 1919

## No. 13—continued

## JAPAN—continued

## IMPORTS THEREFROM—continued

ARTICLES	QUANTITY					VALUE				
	1916-17	1917-18	1918-19	1919-20	1920-21	1916-17	1917-18	1918-19	1919-20	1920-21
SEEDS . . . . . tons	1	3	3	27	2	17	120	168	1,284	117
SMOKER'S REQUISITES (excluding TOBACCO) . value	—	—	—	—	—	14,668	27,542	14,859	56,972	28,312
SOAP . . . . . cwts	3,727	7,190	2,001	2,223	1,572	15,172	18,211	10,768	15,449	12,007
SPICES—										
Ginger . . . . . cwts	15,332	20,414	2,961	1,889	691	21,034	29,312	4,908	6,926	2,029
Other sorts . . . . "	1,180	1,477	502	1,585	286	1,875	2,034	1,440	5,021	802
Total Spices . . . . "	16,512	21,891	3,463	3,474	977	22,909	31,347	6,348	12,017	2,831
STARCH AND FARINA . cwts	13,556	48,406	10,852	30,297	13,890	15,746	98,630	34,673	86,374	26,569
STATIONERY (excluding PAPER) . value	—	—	—	—	—	111,762	101,807	91,210	133,263	142,202
STICKS AND WHIPS . . "	—	—	—	—	—	2,292	2,452	2,870	3,271	5,162
STONE AND MARBLE . . tons	1	10	—	4	23	49	122	63	1,632	4,602
SUGAR—										
Sugar, 16 Dutch Standard and above . . . . "	11,575	4,459	402	1,357	100	273,645	109,025	12,914	85,369	6,009
Mojasses . . . . . "	—	—	—	—	—	—	1	—	—	—
Confectionery . . . . "	88	87	160	95	182	5,123	6,455	16,734	16,490	29,719
Other kinds . . . . . "	—	5	—	—	—	318	254	904	—	239
Total Sugar . . . . . "	11,663	4,551	562	1,452	282	279,086	115,645	20,552	102,859	26,017
TALLOW AND STEARINE (in- cluding GENASS AND ANIMAL FAT) . . . . . cwts	1	2	1,098	9,593	2,029	3	10	4,325	75,755	15,441
TEA . . . . . lbs	5,900	5,604	51,424	25,609	5,023	275	223	2,378	1,451	499
TELEGRAPHS, ENTIRE OR IN SECTIONS . value	—	—	—	—	—	66,622	227,549	202,022	106,223	52,495
TELEPHONES, MATERIALS, FOR CONSTRUCTION AND ACCESSORIES (excluding ELECTRICAL) . . . . "	—	—	—	—	—	16	212	1,191	545	447
TEXTILES—										
Cotton—										
Raw . . . . . tons	5	—	221	—	276	271	9	22,010	31	56,247
Waste . . . . . cwts	435	255	540	100	—	204	430	1,268	247	—
Manufactures—										
Twist and yarn . . . lbs	4,007,625	4,206,491	27,220,266	1,917,956	20,122,799	254,042	552,632	2,552,767	507,000	4,899,377
Blankets . . . . . "	812,196	274,245	82,220	948,022	271,400	65,065	21,206	7,049	167,622	45,171
Canvas . . . . . yards	100,126	88,564	80,539	49,226	22,155	2,144	6,956	9,439	5,727	2,267
Handkerchiefs and shawls in the piece . no.	102,621	8,140	2,510	95,596	1,500	3,324	451	222	1,993	215
Hosiery . . . . . value	—	—	—	—	—	849,662	610,231	490,617	1,222,908	1,303,074
Lace and patent net yards	82,250	74,410	144,951	—	4,000	220	2,500	6,422	—	400
Piece goods—										
Gray (unbleached) . "	75,620,590	72,278,196	206,532,192	62,742,594	150,422,276	1,134,120	1,864,450	6,002,227	2,900,024	7,172,064
White (bleached) . . "	2,558,271	2,601,847	10,422,204	7,722,222	2,219,617	42,090	67,452	260,047	152,926	224,945
Coloured, printed, or dye . . . . . "	21,026,202	12,676,202	20,206,046	10,422,222	16,074,955	422,204	442,201	721,502	622,277	971,014
Fents of all descrip- tions . . . . . "	6,752	99,123	122,019	1,106	16,500	112	2,222	2,217	21	1,229
Total Piece goods . . . "	100,122,516	94,655,510	222,261,157	75,962,569	170,222,222	1,621,192	2,179,022	7,097,422	2,622,222	8,270,222
Thread, sewing . . . . lbs	102,491	142,222	240,222	127,022	41,222	2,501	25,022	22,222	27,222	11,222
Other sorts of ma- nufactures . . . . . value	—	—	—	—	—	122,222	22,222	22,222	22,222	204,222
Total Cotton manufac- tures (including Twist and Yarn) . . . . . "	—	—	—	—	—	2,022,100	2,422,222	11,222,222	5,222,222	14,222,222

NOTE—The sterling figures have been converted at the rate of £10=21 for 1919-20 and 1920-21, and £15=21 for earlier years

No. 13—continued

JAPAN—continued

IMPORTS THEREFROM—concluded

ARTICLES	QUANTITY					VALUE				
	1916-17	1917-18	1918-19	1919-20	1920-21	1916-17	1917-18	1918-19	1919-20	1920-
<b>TEXTILES—continued</b>						£	£	£	£	
Flax manufactures . value	—	—	—	—	—	24,171	23,242	99,894	81,516	10
Haberdashery and millinery . . . . . "	—	—	—	—	—	172,537	107,127	124,388	217,251	223
Hemp manufactures (excluding cordage) . . . . . "	—	—	—	—	—	2,026	251	3,723	3,919	4
Jute manufactures . . . . . "	—	—	—	—	—	24,856	68,311	51,307	26,559	14
<b>Silk—</b>										
Raw . . . . . lbs	47,690	54,419	109,505	175	73,771	17,561	25,443	52,503	239	61
Waste . . . . . "	42	62,573	50,265	40,300	119,707	6	7,380	7,522	11,153	32
Silk yarn, noils, and warps . . . . . "	460,670	523,779	477,989	235,573	593,410	160,341	208,603	250,001	203,412	633
<b>Manufactures—</b>										
Goods of silk mixed with other materials yards	77,374	90,112	95,733	35,207	130,923	4,795	7,061	8,927	15,741	24
Piece goods . . . . . "	12,980,850	12,413,640	10,398,311	16,569,111	12,922,648	782,053	833,903	1,064,996	2,954,457	2,204
Other sorts . . . . . lbs	14,529	11,004	29,630	33,637	—	9,923	13,852	36,268	126,911	42
Total Silk manufactures (including Silk yarn, etc.) . value	—	—	—	—	—	957,417	1,063,419	1,360,192	3,300,521	2,956
<b>Woolen manufactures—</b>										
Yarn and knitting wool lbs]	200,771	127,251	167,954	24,756	23,316	70,013	25,825	32,437	19,324	21
Blankets (b) . . . . . "	—	—	—	—	33,143	—	—	—	—	3
Hosiery . . . . . "	30,272	24,235	112,363	25,230	4,132	5,203	6,936	37,218	15,240	4
Piece goods . . . . . yards	744,107	624,596	902,998	241,523	922,193	50,665	53,098	102,209	47,235	201
Other sorts . . . . . value	—	—	—	—	—	39,017	5,430	427	975	1
Total wool manufactures . . . . . "	—	—	—	—	—	164,908	91,342	222,291	82,774	231
<b>Artificial silk—</b>										
Artificial silk yarn (a) . lbs	—	—	19,972	2,300	4,151	—	—	9,354	2,032	3
<b>TOBACCO</b> . . . . . "	332	255,959	56,443	1,097	1,760	59	5,373	11,574	209	1
<b>TOILET REQUISITES (NOT SPECIALLY DESIGNATED)</b> value	—	—	—	—	—	30,543	44,122	68,275	99,450	75
<b>TOYS AND REQUISITES FOR GAMES AND SPORTS (including FISHING TACKLE)</b> . . . . . "	—	—	—	—	—	111,989	79,353	105,125	247,009	179
<b>UMBRELLAS AND UMBRELLA FITTINGS—</b>										
Umbrellas complete, including parasols and sunshades . no.	33,502	32,923	56,556	73,238	61,543	2,634	3,664	8,402	20,064	17
Umbrella fittings . . . . . value	—	—	—	—	—	53,416	49,341	40,739	67,437	74
Total Umbrellas and Umbrella fittings . . . . . "	—	—	—	—	—	56,100	53,005	49,141	87,501	91
<b>WAX OF ALL KINDS, other than PARAFFIN WAX (excluding CANDLES)</b> . cwts	5,300	2,573	3,262	1,332	609	14,516	7,222	10,961	7,302	3
<b>WOOD AND TIMBER—</b>										
Timber, other than railway sleepers . . . . . cub. ton	22,475	13,190	5,154	4,171	636	171,205	125,543	71,365	101,835	22
Wood . . . . . value	—	—	—	—	—	490	1,153	23	—	—
Manufactures of Wood other than furniture and cabinetware . . . . . "	—	—	—	—	—	22,568	61,104	117,249	145,191	193
Total Wood and Timber . . . . . "	—	—	—	—	—	194,263	187,896	182,137	247,026	221
<b>ARTICLES IMPORTED BY POST</b> . . . . . "	—	—	—	—	—	46,735	33,379	172,146	233,296	315
<b>ALL OTHER ARTICLES OF MERCHANDISE</b> . . . . . "	—	—	—	—	—	31,650	44,934	60,017	79,433	87
<b>GRAND TOTAL</b> . . . . . "	—	—	—	—	—	3,863,794	12,175,336	22,343,506	19,152,635	23,430

NOTE—The sterling figures have been converted at the rate of R10=£1 for 1919-20 and 1920-21, and R15=£1 for earlier years  
 (a) Separately recorded from April, 1918  
 (b) " " " April, 1920

No. 13—continued

JAPAN—continued

EXPORTS THERE TO

## INDIAN MERCHANDISE

ARTICLES	QUANTITY					VALUE				
	1916-17	1917-18	1918-19	1919-20	1920-21	1916-17	1917-18	1918-19	1919-20	1920-21
BOOKS PRINTED, AND PRINTED MATTER (not being stationery) including maps and charts . . . cwt	8	9	18	17	9	32	55	389	655	107
BRISTLES . . . . .	..	..	22	..	..	..	..	908	..	58
CANDLES OF ALL KINDS . . . lbs	37,000	..	..	..	..	520	..	..	..	..
CASHIN (a) . . . . . cwt	—	—	—	493	100	—	—	—	1,479	300
CHEMICALS AND CHEMICAL PREPARATIONS (EXCLUDING CHEMICAL MANURES AND MEDICINES)—										
Potassium compounds—										
Saltpetre . . . . . cwt	32,054	20,005	..	13,437	100	47,127	24,365	..	24,364	370
Other sorts of chemicals value	—	—	—	—	—	..	..	..	2,615	5
Coal, coke and patent fuel . . . . . tons	..	..	..	900	..	..	..	..	900	..
COIR, MANUFACTURED (EXCLUDING ROPE) . . . . .	38	111	679	234	167	659	1,078	11,254	5,790	5,121
CORDAGE AND ROPE OF VEGETABLE FIBRE EXCLUDING JUTE AND COTTON . . . cwt	..	..	743	555	361	..	..	1,780	1,235	817
DRUGS AND MEDICINES (EXCLUDING CHEMICALS AND NARCOTICS) . . . value	—	—	—	—	—	5,002	5,205	10,990	1,605	2,112
DYEING AND TANNING SUBSTANCES—										
Cutch and Gambier . . . . . cwt	2,900	6,784	4,252	202	1,529	2,144	6,547	5,945	507	2,072
Indigo . . . . .	471	2,811	14,328	21,338	5,830	16,905	57,041	322,595	800,781	210,124
Myrobalans . . . . .	48,015	4,272	40,729	45,943	9,086	14,192	2,227	12,390	20,546	2,707
Safflower . . . . .	348	116	250	78	227	689	523	625	340	322
Turmeric . . . . .	481	..	..	28	..	426	..	..	29	..
Other sorts . . . . .	74	..	26	..	..	115	..	42	..	..
Total Dyeing and Tanning substances . . . . .	52,220	12,963	59,695	67,574	16,672	26,871	67,248	347,527	822,212	217,496
FIBRE FOR BRUSHES AND BROOMS . . . . . tons	202	179	243	226	156	5,724	5,215	6,042	11,229	6,259
FODDER, BRAN, AND POLLARDS (EXCLUDING OIL-CAKE) . . . value	—	—	—	—	—	..	1,222	..	..	..
FRUITS AND VEGETABLES . . . . .	—	—	—	—	—	17	1,008	8	8	162
GRAIN, PULSE, AND FLOUR—										
Pulse . . . . . tons	5,004	9,108	52	1,006	2,702	45,217	112,075	515	10,941	22,249
Rice, not in the husk . . . . .	112	42,219	205,272	81	12,425	1,774	227,411	1,270,224	652	151,525
Other sorts . . . . .	1	2	2	3	12	23	25	32	115	96
Total Grain, Pulse, and Flour . . . . .	5,117	51,429	205,326	1,040	15,149	47,014	240,411	1,270,811	11,708	173,870
GUMS AND RESINS—										
Arabic . . . . . cwt	1,528	..	507	..	..	2,422	..	1,724	..	..
Olibanum or frankincense . . . . .	100	157	..	..	..	467	662	..	..	..
Other sorts . . . . .	247	..	45	1	25	296	..	90	5	144
Total Gums and Resins . . . . .	1,905	157	552	1	25	4,201	662	1,814	5	144
HARDWARE AND CUTLERY EXCLUDING PLATED-WARE . . . value	—	—	—	—	—	10	1,115	..	29	5

NOTE.—The sterling figures have been converted at the rate of £10=£1 for 1919-20 and 1920-21, and £15=£1 for earlier years  
(a) Separately recorded from April, 1919

INDIAN MERCHANDISE—continued

ARTICLES	QUANTITY					VALUE				
	1916-17	1917-18	1918-19	1919-20	1920-21	1916-17	1917-18	1918-19	1919-20	1920-21
						£	£	£	£	£
<b>HIDES AND SKINS, RAW—</b>										
Hides, raw—										
Buffalo hides	tons 4	1	15	8	4	337	100	674	461	256
	—no. —198	—150	—1,906	—505	—464					
Cow hides	tons 116	1	16	28	28	12,651	100	1,595	4,246	2,972
	—no. —12,752	—400	—10,076	—6,198	—5,401					
Other hides	tons ..	3	2	..	1	33	203	180	..	64
	—no. —500	—2,241	—1,800	..	—270					
Total hides, raw	tons 120	5	33	36	33	13,021	403	2,449	4,707	3,292
	—no. —12,450	—2,791	—12,782	—6,703	—6,135					
Skins, raw—										
Goat skins	tons 15	150	99	1	1	5,260	25,172	21,968	547	305
	—no. —26,705	—196,426	—199,380	—1,550	—1,200					
Sheep skins	tons 35	124	755	4	3	4,798	9,640	85,193	644	270
	—no. —35,208	—150,295	—1,140,020	—5,900	—3,150					
Other skins	tons ..	..	1	..	..	60	..	60	..	..
	—no. —60	..	—1,225	..	..					
Total skins, raw	tons 50	274	855	5	4	10,118	34,812	107,221	1,191	575
	—no. —61,973	—346,731	—1,340,625	—7,450	—4,350					
Total Hides and Skins, raw	tons 170	279	888	41	37	23,139	35,215	109,670	5,898	3,867
	—no. —75,423	—349,522	—1,354,407	—14,153	—10,485					
Cuttings of Hides and Skins	tons 59	165	392	474	151	1,075	1,119	2,580	5,698	2,636
HORN TIPS AND PIECES OF HORNS AND HORNMAL	cwt 146	1,511	1,070	1,213	2,244	125	965	930	1,921	1,663
IVORY, UNMANUFACTURED	lb 672	259	963	1,274	224	93	90	667	1,103	506
<b>LAC—</b>										
Shell	cwt 4,929	13,406	18,162	3,066	6,393	19,251	117,655	180,082	88,658	179,296
Other kinds	.. 20	3	11	18	19	141	27	85	480	580
Total Lac	.. 4,949	13,409	18,173	3,084	6,412	19,392	117,682	180,167	89,138	179,876
<b>LEATHER—</b>										
Hides, tanned or dressed—										
Cow hides	tons ..	..	..	19	3	..	..	38	6,527	1,332
	—no. ..	..	..	—4,074	—1,059					
Skins, tanned or dressed—										
Goat skins	tons 5	3	1	7	7	2,061	1,120	496	4,680	3,678
	—no. —14,521	—7,500	—2,324	—27,013	—22,417					
Sheep skins	tons 322	48	146	300	439	112,674	20,559	71,223	245,852	236,634
	—no. —1,297,250	—204,250	—563,663	—1,326,229	—1,783,597					
Other skins	tons ..	1	..	..	..	..	483	1	..	..
	—no. ..	—5,055	2	..	..					
Total Skins, tanned or dressed	tons 327	52	147	307	446	114,735	22,153	71,725	250,532	242,312
	—no. —1,311,771	—216,805	—566,479	—1,253,242	—1,806,014					
<b>MANURES—</b>										
Bones	tons 5,450	5,485	3,635	23,795	—	27,667	24,046	17,022	306,566	—
Crushed (a)	.. —	.. —	.. —	.. —	646	..	..	..	..	7,737
Bones meal (a)	.. —	.. —	.. —	.. —	9,743	..	..	..	..	130,754
Fish manures and guano	.. 1	20	484	2,404	1,476	7	267	4,425	29,511	19,344
Sulphate of Ammonia	.. 150	70	..	..	..	2,750	—1,050	..	..	..
Other kinds	.. 205	79	1,184	466	75	1,818	1,308	5,657	7,465	..
Total Manures	.. 5,806	5,654	5,303	31,665	11,940	32,262	26,009	27,104	343,541	115,744

NOTE.—The sterling figures have been converted at the rate of R10—£1 for 1910-20 and 1920-21, and R15—£1 for earlier years  
(a) Separately recorded from April, 1920

## No. 13—continued

## JAPAN—continued

## EXPORTS THEREOF—continued

## INDIAN MERCHANDISE—continued

ARTICLES	QUANTITY					VALUE				
	1916-17	1917-18	1918-19	1919-20	1920-21	1916-17	1917-18	1918-19	1919-20	1920-21
<b>METALS AND ORES—</b>										
Chromite . . . . . tons	96	556	190	..	..	195	2,849	448	..	..
Copper . . . . . cwt	3,041	..	..	1	..	16,790	..	..	21	..
Ferro manganese (a) . . . . . tons	—	—	2,376	502	..	—	—	59,484	25,078	..
<b>Iron or Steel—</b>										
Pig . . . . . "	69,031	39,207	9,507	40,093	47,368	225,900	143,520	69,715	430,987	551,778
Other sorts . . . . . "	9,478	2,200	250	..	775	26,528	4,940	250	..	2,994
Total Iron or steel . . . . . "	78,509	41,507	9,757	40,093	48,143	252,428	148,460	70,965	430,987	554,772
<b>Lead—</b>										
Pig . . . . . cwt	200	200	43,999	33,074	129,731	303	340	66,768	58,907	254,715
Manganese ore . . . . . tons	17,480	17,557	14,996	300	500	42,468	22,231	27,836	900	1,237
Zinc or Spelter . . . . . cwt	59,939	40	..	1	..	14,918	70	..	15	..
Others . . . . . tons	10	15	393	..	30	1,363	1,416	570	17	81
Total Metals and Ores . . . . . "	99,299	59,646	29,914	42,549	55,100	328,452	199,206	225,068	505,925	810,808
<b>MICA . . . . . cwt</b>										
	1,208	..	..	1,082	45	6,833	..	..	5,216	1,047
<b>OILS—</b>										
<b>Essential—</b>										
Sandalwood oil (a) . . . . . gals.	—	—	4,231	..	12	—	—	61,987	..	270
Lemon grass oil . . . . . "	14	..	1,102	..	609	11	..	1,120	..	2,306
Citronella (c) . . . . . "	—	—	—	—	465	—	—	—	—	1,086
Other sorts . . . . . "	245	421	833	183	108	149	3,201	500	1,033	490
Total essential oil . . . . . "	259	421	4,666	183	1,194	160	3,201	63,607	1,033	4,152
<b>Vegetable, non-essential—</b>										
Castor . . . . . "	29,930	690	1,000	..	..	3,023	111	169	..	..
Other sorts . . . . . "	9,113	3	397	14	47	1,034	1	107	4	65
Total Oil . . . . . "	39,302	1,114	7,063	197	1,241	4,216	3,313	63,877	1,037	4,217
<b>OILCAKES—</b>										
Cotton cake . . . . . tons	..	..	..	300	1,099	..	..	..	2,500	13,942
Groundnut cake . . . . . "	..	..	124	..	2,700	..	..	659	2	27,776
Linseed, rape, and sesamum cake (b) . . . . . "	19,134	7,423	—	—	—	64,409	24,547	—	—	..
Linseed cake (a) . . . . . "	—	—	..	1	..	—	—	..	3	..
Rape and sesamum cake (a) . . . . . "	—	—	250	15,440	7,305	—	—	1,759	187,008	74,326
Other sorts . . . . . "	38	..	..	..	..	100	..	..	..	5
Total Oilcakes . . . . . "	19,172	7,423	374	15,741	11,704	64,509	24,547	2,418	184,813	116,059
<b>OPPIUM . . . . . chests</b>										
	968	971	1,936	990	750	158,871	198,957	429,387	408,390	398,447
<b>PARAFFIN WAX . . . . . cwt</b>										
	5,176	5,502	1,946	6,233	5,973	158,442	170,740	59,044	374,639	254,166
<b>PROVISIONS AND OILMAN'S STORES—</b>										
Ghi . . . . . cwt	76	96	55	72	99	371	371	417	941	1,413
Pickles, chutnies, and condiments . . . . . "	187	100	308	196	226	463	312	1,011	1,066	7,321
Other sorts or provisions value . . . . . "	—	—	—	—	—	240	126	1,267	802	417
Total Provisions and Oilman's Stores . . . . . "	—	—	—	—	—	1,074	1,019	2,695	2,568	3,350

NOTE.—The sterling figures have been converted at the rate of £10=21 for 1919-20 and 1920-21, and £15=21 for earlier years.

(a) Separately recorded from April 1918

(b) Subdivided into "linseed cake" and "rape and sesamum cake" from April, 1918

(c) Separately recorded from April, 1920

INDIAN MERCHANDISE—concluded

ARTICLES	QUANTITY					VALUE				
	1916-17	1917-18	1918-19	1919-20	1920-21	1916-17	1917-18	1918-19	1919-20	1920-21
<b>SEEDS—</b>						₹	₹	₹	₹	₹
Castor . . . . . tons	..	1,189	..	..	..	..	12,874	..	..	..
Cotton . . . . . "	..	..	121	..	..	..	2	849	1	..
Groundnuts . . . . . "	..	6,556	1,930	..	1	..	47,716	22,199	5	16
Linseed . . . . . "	..	..	900	..	..	..	..	10,341	..	..
Rape . . . . . "	4,680	19,211	9,906	..	..	46,986	198,365	123,300	..	..
Sesamum (oil or jinji) . . . . . "	..	458	1	..	1	..	6,701	20	..	56
Other sorts . . . . . "	40	24	15	17	7	579	404	225	387	305
<b>TOTAL SEEDS</b> . . . . . "	<b>4,870</b>	<b>25,433</b>	<b>12,878</b>	<b>17</b>	<b>9</b>	<b>47,565</b>	<b>266,062</b>	<b>157,024</b>	<b>393</b>	<b>377</b>
<b>SPICES—</b>										
Cardamoms . . . . . cwt	8	27	99	..	..	68	196	864	..	2
Other sorts . . . . . "	1	2	1	42	16	8	6	5	619	88
<b>Total Spices</b> . . . . . "	<b>9</b>	<b>29</b>	<b>100</b>	<b>42</b>	<b>16</b>	<b>71</b>	<b>202</b>	<b>869</b>	<b>619</b>	<b>90</b>
<b>TEA, BLACK</b> . . . . . lb	<b>6,460</b>	<b>13,789</b>	<b>110,130</b>	<b>31,691</b>	<b>380</b>	<b>221</b>	<b>465</b>	<b>4,064</b>	<b>1,568</b>	<b>37</b>
<b>TEXTILES—</b>										
<b>Cotton—</b>										
Raw . . . . . tons	307,677	259,385	139,875	295,949	167,681	17,321,962	20,512,418	15,582,658	41,223,352	20,591,040
Waste . . . . . cwt	—	—	..	..	481	—	—	..	..	1,194
Kapok . . . . . "	44	326	..	13,858	2,143	74	1,209	..	103,493	18,000
Twist and yarn . . . . . lb	..	42,853	114,430	1,525,900	..	..	2,779	13,759	253,549	..
<b>Manufactures—</b>										
<b>Piece goods—</b>										
Grey (unbleached) . . . . . yards	..	..	46,300	9,600	281	..	..	1,333	650	11
Other sorts of manufac- tures . . . . . value	—	—	—	—	—	8	128	1,174	146	296
<b>Total Cotton manufac- tures (including twist and yarn)</b> . . . . . "	<b>—</b>	<b>—</b>	<b>—</b>	<b>—</b>	<b>—</b>	<b>8</b>	<b>2,907</b>	<b>21,266</b>	<b>254,345</b>	<b>310</b>
Hemp, raw . . . . . cwt	55	110	1,039	34	..	66	153	972	78	..
<b>Jute—</b>										
Raw . . . . . tons	4,207	7,743	6,972	10,566	7,345	79,344	109,757	112,741	344,916	188,601
Twist and yarn . . . . . lb	2,297,410	2,670,935	1,834,474	4,480	..	33,205	43,369	41,854	191	..
<b>Manufactures—</b>										
Gunny bags . . . . . no.	7,775,310	18,375,600	16,686,100	21,322,000	13,858,000	185,168	499,900	605,952	1,201,187	710,081
cloth . . . . . yards	470,000	2,386,000	1,945,000	800,000	400,000	4,803	39,064	43,579	17,085	8,154
Mop and twine . . . . . cwt	..	1,362	..	..	..	1	2,077	..	..	..
Other kinds . . . . . "	..	..	9	..	23	..	..	5	..	1
<b>Total jute manufactures (including twist and yarn)</b> . . . . . value	<b>—</b>	<b>—</b>	<b>—</b>	<b>—</b>	<b>—</b>	<b>228,177</b>	<b>584,410</b>	<b>691,390</b>	<b>1,218,463</b>	<b>718,25</b>
Silk, raw . . . . . lb	..	..	19,600	94,123	24,066	..	..	294	12,027	231
Wool, raw . . . . . "	2,400	..	..	..	..	167	..	..	..	..
<b>TOBACCO</b> . . . . . "	<b>..</b>	<b>10</b>	<b>113,133</b>	<b>122,043</b>	<b>795,252</b>	<b>..</b>	<b>..</b>	<b>2,060</b>	<b>4,657</b>	<b>23,4</b>
<b>WAX OF ALL KINDS</b> . . . . . cwt	<b>90</b>	<b>123</b>	<b>65</b>	<b>119</b>	<b>183</b>	<b>648</b>	<b>793</b>	<b>385</b>	<b>1,021</b>	<b>1,3</b>
<b>WOOD AND TIMBER—</b>										
<b>Timber, other than railway sleepers—</b>										
Wood, ornamental . . . . . value	—	—	—	—	—	1,931	3,271	544	124	2,6
<b>ARTICLES EXPORTED BY POST</b> . . . . . "	<b>—</b>	<b>—</b>	<b>—</b>	<b>—</b>	<b>—</b>	<b>14,215</b>	<b>6,025</b>	<b>22,994</b>	<b>28,953</b>	<b>19,0</b>
<b>ALL OTHER ARTICLES OF MERCHANDISE</b> . . . . . "	<b>—</b>	<b>—</b>	<b>—</b>	<b>—</b>	<b>—</b>	<b>1,673</b>	<b>1,665</b>	<b>2,493</b>	<b>3,306</b>	<b>4,0</b>
<b>GRAND TOTAL</b> . . . . . "	<b>—</b>	<b>—</b>	<b>—</b>	<b>—</b>	<b>—</b>	<b>18,755,812</b>	<b>22,732,910</b>	<b>19,427,135</b>	<b>46,266,336</b>	<b>24,159,</b>

NOTE.—The sterling figures have been converted at the rate of R10=£1 for 1919-20 and 1920-21, and R15=£1 for earlier years  
\* Value R3=6s.

## No. 13—continued

## JAPAN—concluded

## EXPORTS THERETO—concluded

## FOREIGN MERCHANDISE

ARTICLES	QUANTITY					VALUE				
	1916-17	1917-18	1918-19	1919-20	1920-21	1916-17	1917-18	1918-19	1919-20	1920-21
APPAREL (INCLUDING DRAPERY, UNIFORMS, AND ACCOUTREMENTS, BUT EXCLUDING HOSIERY AND BOOTS AND SHOES) . value	—	—	—	—	—	£	£	£	£	£
CARRIAGES AND CARTS (excluding RAILWAY CARRIAGES, AND PARTS THEREOF) . "	—	—	—	—	—	348	814	389	1,739	1,537
CHEMICALS AND CHEMICAL PREPARATIONS, ETC. . "	—	—	—	—	—	59	402	108	2,197	417
DRUGS AND MEDICINES (EXCLUDING CHEMICALS AND NARCOTICS)—Camphor . . . lb	10,000	..	381,000	18,000	..	930	..	78,930	9,000	..
Other sorts of drugs and medicines . value	—	—	—	—	—	416	308	1,164	8,108	1,058
Total drugs and medicines . "	—	—	—	—	—	1,336	308	78,094	17,108	1,938
DYING AND TANNING SUBSTANCES . "	—	—	—	—	—	..	544	733	2,239	2,723
FRUITS AND VEGETABLES . "	—	—	—	—	—	233	418	256	1,373	652
GLASS AND GLASSWARE . "	—	—	—	—	—	218	42	376	593	256
GUMS AND RESINS—Arabic . . . cwt	3,431	107	702	68	..	6,313	450	2,457	300	..
Other sorts . . . "	627	407	56	389	56	2,035	1,321	1,111	13,243	868
Total Gums and Resins . "	4,058	514	758	457	56	8,348	1,771	3,568	13,543	868
HARDWARE (EXCLUDING CUTLERY AND ELECTROPLATED WARE) . value	—	—	—	—	—	655	813	902	2,065	4,049
Horns, tips and pieces of horn and hornmeal . cwt	..	..	1	..	10	..	..	53	..	1,403
INSTRUMENTS, APPARATUS AND APPLIANCES . value	—	—	—	—	—	643	477	673	834	733
IVORY, UNMANUFACTURED . lb	53,945	23,273	71,168	75,647	56,578	13,457	8,894	34,100	47,392	35,155
MACHINERY AND MILL WORK . value	—	—	—	—	—	13	35	821	7,842	1,190
METALS AND ORES—Copper . . . cwt	600	..	..	3	12	2,377	..	..	55	209
Iron or Steel . . . tons	3,883	29	533	50	214	25,401	235	864	11,370	12,711
Other . . . "	4	30	..	9	13	544	112	..	2,973	1,384
TOTAL METALS AND ORES . "	3,917	59	533	59	227	29,322	347	864	14,098	14,201
OIL CLOTH AND FLOOR CLOTH . . . sq. yds	1,690	..	..	848	2,706	116	..	..	179	1,140
PAINTS AND COLOURS . cwt	..	..	5	654	..	..	..	58	3,638	..
PAPER AND PAPERBOARD . value	—	—	—	—	—	193	507	668	131	239
PROVISIONS AND OILMAN'S STORES . . . cwt	1,273	2,693	2	2	23	5,351	1,038	15	24	391
RUBBER, MANUFACTURED . value	—	—	—	—	—	719	243	..	170	16
SPICES—Cloves . . . cwts	892	230	1,239	377	435	1,739	600	3,957	2,238	2,196
NATIONNEY (excluding PAPERS) . value	—	—	—	—	—	297	732	..	423	..
TEXTILES—Cotton—Raw . . . tons	49	72	..	..	..	2,310	5,798	..	..	..
Twist and Yarn . . . lb	..	..	333,900	1,744,800	..	..	..	36,092	309,050	..
Manufactures—Piece-goods—Grey (unbleached) . yds.	30	519,600	785,614	2,099,145	..	..	7,832	12,965	90,660	..
Whit (bleached) . . . "	2,400	10,960	219,270	123,659	..	121	315	3,994	7,593	..
Coloured, printed, or dyed . . . "	800	59,094	19,450	503,322	20,000	13	2,234	775	26,612	740
Total piece goods . . . "	3,230	589,654	1,024,334	2,726,826	20,000	134	10,431	23,734	124,775	740
Other sorts of manufactures . value	—	—	—	—	—	630	76	636	2,596	973
Total cotton manufactures (including twist and yarn) . "	—	—	—	—	—	764	10,507	65,464	236,480	1,713
Flax manufactures . . . "	—	—	—	—	—	..	..	..	1,051	..
Haberdashery and millinery . . . "	—	—	—	—	—	292	45	379	30	965
Woolen manufactures . . . "	—	—	—	—	—	339	2,598	2,374	6,094	1,664
TOYS AND REQUISITES FOR GAMES AND SPORTS . "	—	—	—	—	—	413	36	14	1,091	421
ARTICLES RE-EXPORTED BY POST . . . "	—	—	—	—	—	240	1,026	17,313	122,364	709
ALL OTHER ARTICLES OF MERCHANDISE . . . "	—	—	—	—	—	3,519	1,318	2,373	2,485	2,463
GRAND TOTAL . . . "	—	—	—	—	—	79,447	41,983	230,510	596,839	79,543
LAND TOTAL OF INDIAN AND FOREIGN MERCHANDISE . . . "	—	—	—	—	—	18,325,250	22,773,993	19,657,645	46,846,175	24,239,215

NOTE.—The sterling figures have been converted at the rate of £10=£1 for 1916-17 and 1920-21, and £14=£1 for each year.  
\* Value £3=10s. 6d.



OTHER COUNTRIES IN ASIA  
EGYPT

( 418 )

No. 13 -continued

OTHER COUNTRIES IN ASIA

ARTICLES	IMPORTS					EXPORTS, INCLUDING RE-EXPORTS				
	1916-17	1917-18	1918-19	1919-20	1920-21	1916-17	1917-18	1918-19	1919-20	1920-21
TOTAL VALUE	£ 121	£ 291	£ ..	£ ..	£ 5	£ ..	£ ..	£ ..	£ ..	£ ..

EGYPT

IMPORTS THEREFROM

ARTICLES	QUANTITY					VALUE				
	1916-17	1917-18	1918-19	1919-20	1920-21	1916-17	1917-18	1918-19	1919-20	1920-21
ANIMALS, LIVING . . . . . no.	4	..	..	187	..	37	..	..	2,960	..
APPAREL (excluding HOSIERY AND BOOTS AND SHOES) value	..	..	..	..	..	2,389	1,566	307	201	..
ARMS, AMMUNITION AND MILITARY STORES	..	..	..	..	..	174	1,688	2,074	684	2,971
BOOKS, PRINTED, AND PRINTED MATTER (not being STATIONERY), including MAPS AND CHARTS	..	..	..	..	..	..	..	..	..	..
CHEMICALS AND CHEMICAL PREPARATIONS (excluding CHEMICAL MANURES AND MEDICINES) value	257	176	26	187	121	1,679	1,700	370	1,928	2,201
DRUGS AND MEDICINES (excluding CHEMICALS AND NARCOTICS)	..	..	..	..	..	..	1	..198	1,185	..
DYING AND TANNING SUBSTANCES	..	..	..	..	..	162	459	391	239	1,401
FRUITS AND VEGETABLES	..	..	..	..	..	..	418	160	..	..
GUMS AND RESINS . . . . . cwts	..	..	25	20,888	602	..	..	305	65,930	1,301
HARDWARE, excluding CUTLERY AND ELECTROPLATED WARE value	..	..	..	..	..	..	..	..	..	..
HORNS, TIPS, AND PIECES OF HORNS, AND HORNBAL value	..	..	..	..	..	839	1,482	262	220	3,441
INSTRUMENTS, APPARATUS, AND APPLIANCES AND PARTS THEREOF value	72	6	..	1	67	5,658	700	..	148	..
IVORY— Unmanufactured . . . . . lbs.	18,859	7,175	605	21,367	..	6,587	3,186	262	16,669	..
LIQUORS including METHYLATED AND PERFUMED SPIRITS . . . . . gals	149	32	680	472	908	243	22	549	542	1,561
MANURES . . . . . tons	294	..	2	..	..	1,768	..	33	..	..
METALS AND ORES— Metals (excluding) Ores	20	88	32	10	3	229	450	5,882	687	701
Ores . . . . .	..	..	..	..	17	..	..	..	..	1,001
OILS— Mineral— Petroleum, dangerous flashing below 76°F. (Benzine, Benzol, Petrol and other motor spirits) . . . . . gals.	..	124,816	..	..	..	..	10,661	..	..	..
PERFUMERY, not being PERFUMED SPIRIT value	..	..	..	..	..	..	..	..	1,854	671
PROVISIONS AND OILMAN'S STORES including FISH AND FRUITS AND VEGETABLES, CANNED OR BOTTLED	..	..	..	..	..	476	1,130	152	560	671
SALT . . . . . tons	116,630	121,958	219,572	117,463	117,348	332,848	493,167	785,194	651,515	442,491
SEHELLS AND COWRIES— Shells— Shells (chanks, sankhli, large ornamental shells, cowries, mother-of-pearl shells, and oyster shells) cwts	1,214	..	..	1,221	87	1,807	..	..	3,146	231
SMOKERS' REQUISITES (excluding TOBACCO) value	..	..	..	..	..	304	464	49	218	1,900
SUGAR— Sugar, 16 Dutch Standard and above . . . . . Tons	330	3,316	853	3,305	4,788	9,314	79,016	67,819	328,626	380,354
TEXTILES— Cotton— Raw . . . . .	73	36	..	25	84	8,155	1,928	..	5,806	20,031
Manufactures— Piece goods— Grey (unbleached)— Plain grey (a) . . . . . yards	..	..	..	86,250	11,780	..	..	..	3,685	470
Coloured, printed or dyed . . . . .	10	32,176	..	4,083	10,224	1	2,661	..	1,253	911
Silk manufactures . . . . . value	..	..	..	..	..	233	..	..	..	1,101
TOBACCO— Unmanufactured . . . . . lbs	17,795	12,717	1,026	38,021	2,653	1,715	1,746	70	8,496	581
Manufactured— Cigarettes . . . . .	38,468	26,306	30,719	23,176	19,089	24,712	16,416	18,051	16,159	17,351
Other sorts . . . . .	66	1,520	841	753	125	21	414	230	155	..
Total Tobacco . . . . .	56,329	40,543	32,586	61,950	21,867	26,448	18,576	18,351	24,810	17,932
ARTICLES IMPORTED BY POST value	..	..	..	..	..	21,214	71,319	204,889	368,866	641,576
ALL OTHER ARTICLES OF MERCHANDISE	..	..	..	..	..	4,539	1,009	1,706	2,301	7,704
GRAND TOTAL	..	..	..	..	..	428,599	691,698	1,000,441	1,390,272	1,542,491

NOTE.—The sterling figures have been converted at the rate of £10=£1 for 1919-20 and 1920-21, and £15=£1 for earlier years (a) Separately recorded from April, 1919

## No. 13—continued

## EGYPT—continued

## EXPORTS THERETO

## INDIAN MERCHANDISE

ARTICLES	QUANTITY					VALUE				
	1916-17	1917-18	1918-19	1919-20	1920-21	1916-17	1917-18	1918-19	1919-20	1920-21
APPAREL (including DRAPEERY, UNIFORMS, AND ACCOUTREMENTS, BUT excluding HOSIERY AND BOOTS AND SHOES). value	—	—	—	—	—	3,177	1,945	2,809	4,875	5,028
ART. WORKS OF . . .	—	—	—	—	—	3	160	133	2,175	140
BOOTS AND SHOES . . . pairs	100	1,085	362	200	21,436	8	90	134	130	17,598
CANDLES OF ALL KINDS . . lbs	470,723	3,348,826	2,522,981	2,147,637	187,270	8,827	61,778	48,890	58,527	8,861
CANES AND RATTANS . . . cwts	17	..	1	31	364	30	..	3	176	626
CHEMICALS AND CHEMICAL PREPARATIONS (excluding CHEMICAL MANURES) AND MEDICINES value	—	—	—	—	..	..	215	..	986	256
COAL, COKE, AND PATENT FUEL tons	9,250	..	..	17,528	74,370	4,932	..	..	24,639	95,658
COFFEE . . . cwts	..	1,412	9,897	4,187	966	..	4,634	32,211	38,174	5,223
COILS, MANUFACTURED (excluding ROPE) tons	52	..	6	21	72	970	..	210	1,410	2,614
CORDAGE AND ROPE OF VE- GETABLE FIBRE (EXCLUD- ING JUTE AND COTTON) cwts	320	1,656	913	326	90	980	4,622	2,409	1,447	314
DRUGS AND MEDICINES (excluding CHEMICALS AND NARCOTICS) value	—	—	—	—	—	557	2,364	5,871	4,123	2,198
DYING AND TANNING SUBSTANCES— Indigo . . . cwts	6,307	5,401	4,275	5,600	1,371	228,912	178,185	117,575	228,751	47,554
Turmeric . . . ..	494	2,955	133	1,311	520	553	2,869	216	3,477	1,192
Other sorts . . . ..	235	..	820	816	119	112	..	348	2,453	353
Total Dyeing and Tan- ning substances . . .	7,034	7,356	5,228	7,727	2,010	229,577	179,054	118,139	234,681	49,129
FRUITS AND VEGETABLES— Fruits and vegetables : dried, salted, or pro- cessed, all sorts tons	940	339	167	686	530	7,620	4,928	2,858	12,359	8,817
FURNITURE AND CABINET- WARE value	—	—	—	—	—	713	139	1,010	1,329	657
GRAIN, PULSE, AND FLOUR— Barley . . . tons	19,125	324,811	206,691	..	..	135,021	2,433,114	1,664,173	..	..
Beans (a) . . . ..	—	—	3,215	532	..	—	—	49,463	11,161	12
Gram . . . ..	22,628	314,310	257,581	..	2	157,485	2,232,240	2,026,142	..	12
Jawar and Bajra . . . ..	176	5	..	..	1	1,323	52	..	..	53
Lentils (a) . . . ..	—	—	1,185	83	..	—	—	8,790	1,841	28
Maize . . . ..	22,893	71,669	9,610	..	..	151,663	489,451	73,414	..	..
Pulse (b) . . . ..	305	5,561	2,840	13	2	2,342	83,821	21,249	298	123
Rice, not in the husk . .	3,300	1,970	298	69	15,720	26,703	19,499	10,109	1,410	262,228
Wheat . . . ..	11,580	920,824	408,271	..	36,356	102,914	7,803,686	3,797,488	..	654,971
.. flour . . . ..	18,045	21,509	490	1,237	1,007	247,813	324,639	7,984	40,945	30,005
Other sorts . . . ..	..	..	..	..	..	1	6	8	1	26
Total Grain, Pulse, and Flour .	98,042	1,660,669	890,181	1,954	53,089	826,264	13,505,453	7,078,764	55,156	947,495
HIDES AND SKINS, RAW— Hides, raw } tons	86	33	8	156	24	..	..	..	..	..
.. } no.	—3,738	—10,210	—480	9,988	1,541	4,033	1,594	760	11,201	1,295
JEWELLERY ALSO PLATE OF GOLD AND SILVER— Plate of gold and silver value	—	—	—	—	—	128	20	70	665	182
AC— BUTTON . . . . . cwt	..	..	..	..	91	..	..	..	..	1,722
SHELL . . . . .	58	353	111	213	341	260	2,060	78	2,865	8,594
LEATHER— Hides, tanned or dressed } tons	..	..	..	46	3	..	..	..	13,003	1,463
.. } no.	..	..	..	—5,803	564	..	..	..	..	..
Unwrought . . . . . cwts	..	..	..	113	200	..	..	..	1,775	4,421
METALS AND ORES— Brass unwrought . . .	505	85	..	55	68	4,889	260	3	1,468	958
Lead, pig . . . . .	..	..	3,700	..	..	..	..	6,740	..	..
Other sorts of metals . .	228	23	4	..	1	6,705	5,313	4,483	..	550
TOTAL METALS AND ORES . .	251	25	189	3	5	11,594	5,573	11,226	1,463	1,608
OILS— Essential . . . . . gals	7,366	12,783	4,261	11,159	4,174	12,634	22,651	9,600	62,974	19,856
Dangerous petroleum flashing below 75° F— (Benzine, Benzol, petrol, and other motor spirit) (c) . . . . .	..	2,143,334	..	..	..	..	12,396	..	..	..
Benzine (a) . . . . .	..	240	4,673,620	..	..	..	18	29,241	..	..
Other kinds . . . . .	..	..	1,880,289	..	10	..	..	9,412	..	2
Total Mineral . . . . .	..	2,143,594	6,553,909	..	10	..	12,414	37,653	..	2
Vegetable, non-essential— Castor . . . . .	1,987	83,268	403	6,354	..	231	11,139	112	3,024	..
Coconut . . . . .	250	650,230	157,629	171,976	242	40	76,237	26,414	49,448	90
Groundnut . . . . .	153	77	15,548	33,702	..	23	9	2,591	81,050	..
Linseed . . . . .	..	22,154	84,409	115	..	..	4,272	22,794	69	..
Other sorts . . . . .	900	846	227	1,527	39	128	91	53	625	28
TOTAL OILS . . . . .	10,666	2,812,157	6,821,284	276,533	4,465	12,264	130,813	101,417	127,223	20,006

NOTE.—The sterling figures have been converted at the rate of £10=£1 for 1919-20 and 1920-21, and £15=£1 for earlier years

(a) Separately recorded from April, 1915

(b) Include "Beans" and "Lentils" prior to April, 1918

(c) Sub-divided into "Benzine" and "Benzol, Petrol, and other motor spirit" from April, 1918

No. 13—continued

EGYPT—continued

EXPORTS THEREOF—continued

INDIAN MERCHANDISE—continued

ARTICLES	QUANTITY					VALUE					
	1916-17	1917-18	1918-19	1919-20	1920-21	1916-17	1917-18	1918-19	1919-20	1920-21	
PARAFFIN WAX . . . tons	2,840	3,779	39	1,095	100	£ 70,945	£ 117,855	£ 1,172	£ 50,019	£ 43	
PERFUMERY . . . value	—	—	—	—	—	293	189	472	1,170	1	
PRECIOUS STONES AND PEARLS, UNSET	—	—	—	—	—	87	1,522	1,737	430	—	
PROVISIONS AND OILMAN'S STORES—											
Butter . . . cwt	581	2,175	305	417	164	3,646	15,770	2,921	5,540	2,3	
Ghi . . . "	316	1,152	1,977	1,190	85	1,548	6,010	9,703	15,287	1	
Pickles, chutnies, sauces, and condiments . . . "	61	586	54	12	34	123	606	115	61	1	
Other sorts of provisions value	—	—	—	—	—	83	498	235	2,019	1	
Total Provisions and Oilman's stores . . . "	—	—	—	—	—	5,400	22,884	12,974	23,507	3,1	
SEEDS—											
Oil-seeds—											
Essential—											
Fenugreek . . . tons	3	6	..	33	42	38	106	..	946	1,1	
Other sorts . . . "	3	13	1	8	6	69	228	16	350	1	
Total Seeds, essential . . . "	6	19	1	41	48	107	434	16	1,306	1,1	
Non-essential—											
Groundnuts . . . "	1	..	5	620	59	20	4	143	18,164	1,3	
Linseed . . . "	269	1,370	..	..	..	3,556	22,951	..	..	..	
Rape . . . "	..	..	350	..	..	..	..	3,301	..	..	
Sesamum (oil or lin) . . . "	146	3,117	67	200	..	2,310	48,313	1,441	3,384	..	
Other sorts . . . "	1	1	..	1	1	5	9	..	74	..	
Total Seeds, non-essential . . . "	417	4,983	422	821	60	5,891	71,277	4,686	26,622	1,3	
Other than oil-seeds . . . "	1	33	1	6	6	10	594	23	271	1	
Total Seeds . . . "	424	5,040	424	828	114	6,008	72,305	4,924	28,199	4,3	
SPICES—											
Cardamoms . . . cwt	218	460	38	350	702	2,074	4,731	592	4,959	10,3	
Ginger . . . "	579	679	164	136	217	926	1,232	388	422	6	
Poppy . . . "	2,801	14,144	1,805	2,489	1,096	9,771	51,143	6,498	14,254	4,4	
Other sorts . . . "	400	235	20	22	51	534	304	29	96	1	
Total Spices . . . "	3,998	15,518	2,027	2,997	2,066	13,305	57,960	7,507	19,781	15,3	
SUGAR . . . tons	9	18	12	49	37	266	608	300	3,046	3,1	
TEA, BLACK . . . lbs	1,081,273	6,226,321	600,708	1,184,029	1,780,292	40,611	215,582	20,911	68,647	70,1	
TEXTILES—											
Cotton—											
Twist and yarn . . . lbs	7,312,620	8,224,104	4,701,334	7,343,344	3,401,460	255,997	488,487	363,192	9,28,602	446,7	
Manufactures—											
Handkerchiefs and shawls in the piece . . . no.	2,986	25,934	22,158	24,500	37,394	97	1,722	2,690	2,520	9,3	
Hosiery . . . value	—	—	—	—	—	—	579	260	197	1,1	
Piece goods—											
Grey (unbleached) yards	7,754,640	9,216,472	1,324,561	10,526,383	2,609,162	85,517	139,794	38,758	400,631	122,4	
White (bleached) . . . "	35,770	227,849	87,335	153,470	224,580	796	6,599	3,267	7,905	14,4	
Coloured, printed, or dyed . . . "	1,058,544	2,024,072	884,517	1,921,814	2,616,677	22,450	53,849	30,616	113,801	169,1	
Total Piece goods . . . "	8,888,954	11,468,393	2,296,413	12,901,667	5,450,409	108,763	200,242	72,641	522,337	306,3	
Other sorts of manufactures . . . value	—	—	—	—	—	—	2,076	4,123	1,248	10,554	14,3
Total Cotton manufactures (including twist and yarn) . . . "	—	—	—	—	—	366,983	645,153	440,031	1,464,270	790,1	
Haberdashery and millinery . . . "	—	—	—	—	—	—	—	—	—	—	
Hemp (chiefly area), raw cwt	13,254	11,287	3,320	..	4,446	1,183	1,011	4,590	2,921	6	
Jute—											
Raw . . . tons	624	..	..	714	45	13,236	..	..	31,664	2	
Twist and yarn . . . lbs	104,178	120,893	147,754	9,900	..	2,054	3,005	4,406	374	..	

NOTE.—The sterling figures have been converted at the rate of Rs10=£1 for 1919-20 and 1920-21, and Rs15=£1 for earlier years

No. 13—continued  
EGYPT—continued  
EXPORTS THERE TO—continued

## INDIAN MERCHANDISE—concluded

ARTICLES	QUANTITY					VALUE				
	1916-17	1917-18	1918-19	1919-20	1920-21	1916-17	1917-18	1918-19	1919-20	1920-21
TEXTILES—continued						£	£	£	£	£
Jute—continued										
Manufactures—										
Gunny bags . . . no.	8,767,800	77,012,100	82,297,750	9,578,900	19,048,900	265,201	1,066,217	1,146,904	706,688	1,049,834
“ cloth . . . yards	4,827,000	6,090,000	4,470,500	880,000	1,236,000	59,637	78,018	70,217	25,240	27,946
Rope and twine . . . cwts	1,023	855	424	195	107	1,443	2,145	1,390	823	378
Other kinds . . . value	—	—	—	—	—	2	..	..	20	..
Total Jute manufactures (including twist and yarn) . . .	—	—	—	—	—	428,637	1,146,380	1,223,207	736,151	1,078,156
Silk—										
Manufactures—										
Silk piece goods . . . yards	4,681	6,004	3,451	6,441	3,862	1,033	923	2,454	2,197	2,988
Other sorts . . . value	—	—	—	—	—	52	50	2,910	2,445	559
Total Silk manufactures . . .	—	—	—	—	—	1,086	1,002	4,764	4,642	3,547
Wool manufactures—										
Carpets and rugs . . . lbs	11,658	6,253	21,296	23,013	30,171	1,412	1,137	2,047	11,086	9,207
Other sorts . . . value	—	—	—	—	—	88	..	7,070	4	450
Total Woollen manufactures . . .	—	—	—	—	—	1,497	1,137	4,117	11,090	9,757
TOBACCO—										
Unmanufactured . . . lbs	99,454	2,833,609	364,960	393,895	45,946	1,442	22,723	3,245	11,200	1,657
Cigars . . . . .	9,073	14,171	11,517	20,290	4,355	1,040	2,146	7,733	4,268	899
Other sorts . . . . .	100	287	123	81,972	260	6	20	3	71,866	40
Total Tobacco . . . . .	108,627	2,848,067	376,600	496,157	50,561	2,488	25,889	10,106	77,974	2,596
TOYS AND REQUISITES FOR GAMES . . . value	—	—	—	—	—	22	177	257	552	268
Umbrellas including parasols and sunshades . . . no.	..	240	..	180	1,790	..	40	..	60	601
WOOD AND TIMBER—										
Timber, other than railway sleepers—										
Teakwood . . . . . cubic tons	167	150	13	284	284	2,524	2,580	239	12,212	12,006
Other timber . . . . .	8	..	29	21	246	54	..	290	635	6,202
Wood—										
Ornamental wood . . . value	—	—	—	—	—	4,222	5,041	2,609	12,264	4,708
Manufactures of wood, other than furniture and cabinet ware . . .	—	—	—	—	—	..	14	..	45	122
Total Wood and timber . . .	—	—	—	—	—	6,800	7,586	3,138	24,154	24,145
ARTICLES EXPORTED BY POST . . .	—	—	—	—	—	16,168	17,219	2,713	40,598	47,512
ALL OTHER ARTICLES OF MERCHANDISE . . .	—	—	—	—	—	3,473	2,127	1,658	24,922	10,922
GRAND TOTAL . . .	—	—	—	—	—	2,107,440	16,267,149	9,787,529	2,202,067	2,249,546

## FOREIGN MERCHANDISE

ARTICLES	QUANTITY					VALUE				
	1916-17	1917-18	1918-19	1919-20	1920-21	1916-17	1917-18	1918-19	1919-20	1920-21
APPAREL (including DRAPERY, UNIFORMS, AND ACCOUTREMENTS, BUT excluding HOSIERY AND BOOTS AND SHOES) value	—	—	—	—	—	743	2,260	4,510	4,708	19,616
BOOTS AND SHOES . . . pairs	..	1	875	108	641	..	2	790	65	408
CARRIAGES AND CARTS (including RAILWAY CARRIAGES) AND PARTS THEREOF value	—	—	—	—	—	..	..	2	..	1,420
CHINESE AND JAPANESE WARE (including LACQUERED WARE, ETC.) . . .	—	—	—	—	—	18	58	633	58	72
COFFEE . . . . . cwts	..	590	..	15	76	..	2,612	..	26	568
DRUGS AND MEDICINES (excluding CHEMICALS AND NARCOTICS)—										
Asafetida . . . . .	..	20	58	22	100	..	122	180	114	1,442
Cassia lignea . . . . .	778	634	9	644	108	1,198	922	26	2,420	478
Other sorts of drugs and medicines . . . value	—	—	—	—	—	227	550	651	2,214	1,406
Total Drugs and Medicines . . .	—	—	—	—	—	1,420	1,522	677	5,234	2,326
DYING AND TANNING SUBSTANCES . . .	—	—	—	—	—	..	2,090	522	775	42
CHINAWARE AND PORCELAIN . . .	—	—	—	—	—	101	619	144	292	1,268
FRUITS AND VEGETABLES—Fruits and vegetables—dried, salted, or preserved . . . tons	24	115	14	250	201	5,029	6,947	904	19,222	11,240
GLASS AND GLASSWARE . . . value	—	—	—	—	—	27	1,184	284	3,520	6,620

NOTE.—The sterling figures have been converted at the rate of £10=£1 for 1919-20 and 1920-21, and £15=£1 for earlier year

FOREIGN MERCHANDISE—continued

ARTICLES	QUANTITY					VALUE				
	1916-17	1917-18	1918-19	1919-20	1920-21	1916-17	1917-18	1918-19	1919-20	1920-21
GRAIN, PULSE, AND FLOUR tons	..	..	101	..	..	\$	\$	£ 2,114	£	£
GUMS AND RESINS cwt	23	134	190	89	143	80	572	680	285	2,11
HARDWARE, (excluding OUTLETRY AND ELECTRO- PLATED WARE) value	—	—	—	—	—	268	863	1,216	1,710	2,0
HOPS cwt	..	..	102	..	..	..	..	964	..	..
INSTRUMENTS, APPARATUS, AND APPLIANCES, AND PARTS THEREOF "	—	—	—	—	—	68	340	8,925	161	3
LEATHER, UNWROUGHT "	..	..	50	..	..	..	..	4,919	..	..
LIQUORS gals.	41,005	7,087	7,149	4,689	47	5,224	1,318	2,759	2,088	1
MACHINERY AND MILL- WORK value	—	—	—	—	—	..	1,135	57	1,574	..
MATCHES gross of boxes	..	6,250	75	1,000	25	..	685	12	150	..
METALS AND ORES tons.	1	1	6	5	11	212	140	374	605	4,9
OILS gals.	310	136	20,086	200,331	15,840	632	40	13,694	7,685	7
PAPER AND PAPERBOARD value	—	—	—	—	—	1,007	577	104	756	..
PERFUMERY (not being PERFUMED SPIRITS) "	—	—	—	—	—	488	1,180	608	1,231	3
PROVISIONS AND OILMAN'S STORES cwt	2	390	371	21	4	9	1,476	1,483	205	..
SPICES— Cloves cwt	1,058	977	56	2,145	984	2,843	3,454	293	17,343	6,7
Nutmegs "	72	1,178	71	73	43	144	2,730	201	335	1
Pepper "	887	201	7	..	..	956	593	33	3	..
Othersorts "	..	16	149	10	46	..	26	558	125	9
Total Spices "	1,465	2,372	283	2,228	1,073	3,043	6,903	1,175	17,807	7,8
STATIONERY (including PAPER) value	—	—	—	—	—	25	337	125	1,004	1
SUGAR tons	1	1,360	1,505	2,121	2,268	36	32,378	40,283	11,0913	179,3
TEA, BLACK lb	12,499	33,580	11,456	9,342	28,836	553	1,827	664	764	2,3
TEXTILES— Cotton— Twist and yarn "	..	..	30,000	800	20,600	..	..	11,367	200	5,0
Manufactures— Hosiery value	—	—	—	—	—	882	2,410	606	914	6
Piece goods— Grey (unbleached) yards	97,330	3,770,380	2,214,212	4,440,050	3,385,590	1,511	30,590	85,174	233,321	183,6
White (bleached) "	83,795	148,964	28,930	89,400	400	1,682	3,557	822	3,059	..
Coloured, printed, or dyed "	139,019	105,629	381,021	58,205	79,043	2,481	2,120	10,382	4,212	5,1
Total piece goods "	330,144	4,025,473	2,624,163	4,587,655	3,465,038	5,674	26,267	96,378	241,092	183,3
Other sorts value	—	—	—	—	—	210	263	96	790	1,6
Total Cotton manufac- tures (including twist and yarn) "	—	—	—	—	—	6,766	38,940	108,447	242,906	196,3
Haberdsbary and Mill- inery "	—	—	—	—	—	303	178	66	1,398	3
Silk, raw lbs	625	3,401	1,550	450	1	193	1,191	340	200	..
Silk manufactures value	—	—	—	—	—	1,645	1,416	1,958	8,996	5,4
Woolen manufactures "	—	—	—	—	—	1,319	895	2,043	30,175	43,7
TOBACCO— Unmanufactured lbs	..	81,107	129,000	255,789	569,928	..	1,881	7,640	30,143	52,4
Manufactured "	125	92	33,329	300	14,429	75	8	4,779	53	3,7
Total Tobacco "	125	81,199	163,329	256,089	584,357	75	1,889	12,423	30,196	61,1
WAX OF ALL KINDS, OTHER THAN PARAFFIN WAX (excluding CANDLES) cwt	..	1,101	..	..	..	..	3,083	..	..	..
WOOD AND TIMBER— Teak wood tons	..	..	112	..	..	..	..	1,494	..	..
ARTICLES RE-EXPORTED BY POST value	—	—	—	—	—	434	202	126	1,414	6,6
ALL OTHER ARTICLES OF MERCHANDISE "	—	—	—	—	—	574	727	2,180	6,042	3,6
GRAND TOTAL "	—	—	—	—	—	31,168	166,575	215,011	502,496	545,1
GRAND TOTAL OF INDIAN AND FOREIGN MERCHANDISE "	—	—	—	—	—	2,133,608	16,433,724	9,972,540	3,304,582	3,795,4

NOTE.—The sterling figures have been converted at the rate of B1C=£1 for 1919-20 and 1920-21, and B15=£1 for earlier years

No. 13—continued

## TRIPOLI

IMPORTS THEREFROM

Nil

EXPORTS THERETO

## INDIAN MERCHANDISE

ARTICLES	QUANTITY					VALUE				
	1916-17	1917-18	1918-19	1919-20	1920-21	1916-17	1917-18	1918-19	1919-20	1920-21
COFFEE . . . . . cwt	..	..	..	162	..	£	£	£	£	£
GRAIN, PULSE AND FLOUR— Rice not in the husk . . . . . tons	..	3,480	..	..	..	..	13,928	..	1,300	..
ALL OTHER ARTICLES OF MERCHANDISE . . . . . value	—	—	—	—	—	..	..	..	..	20
GRAND TOTAL . . . . .	—	—	—	—	—	..	13,928	..	1,300	20

## FOREIGN MERCHANDISE

ARTICLES	QUANTITY					VALUE				
	1916-17	1917-18	1918-19	1919-20	1920-21	1916-17	1917-18	1918-19	1919-20	1920-21
TOTAL . . . . . value	—	—	—	—	—	£	£	£	£	£
GRAND TOTAL OF INDIAN AND FOREIGN MER- CHANDISE . . . . .	—	—	—	—	—	..	13,928	..	1,300	78

## TUNIS

IMPORTS THEREFROM

ARTICLES	QUANTITY					VALUE				
	1916-17	1917-18	1918-19	1919-20	1920-21	1916-17	1917-18	1918-19	1919-20	1920-21
SALT . . . . . tons	..	..	..	..	4,438	..	..	..	..	12,114
GRAND TOTAL . . . . . value	—	—	—	—	—	..	..	..	..	12,114

EXPORTS THERETO

## INDIAN MERCHANDISE

ARTICLES	QUANTITY					VALUE				
	1916-17	1917-18	1918-19	1919-20	1920-21	1916-17	1917-18	1918-19	1919-20	1920-21
DYEING AND TANNING SUBSTANCES— Indigo . . . . . cwt	34	..	71	..	..	1,098	..	1,803	..	..
ALL OTHER ARTICLES OF MERCHANDISE . . . . . value	—	—	—	—	—	892	..	..	438	255
GRAND TOTAL . . . . .	—	—	—	—	—	2,090	..	1,803	438	255

## FOREIGN MERCHANDISE

Nil

ALGERIA  
MOROCCO

( 424 )

No. 13—continued

ALGERIA

IMPORTS THEREFROM

*Nil*

EXPORTS THERETO

INDIAN MERCHANDISE

ARTICLES	QUANTITY					VALUE				
	1916-17	1917-18	1918-19	1919-20	1920-21	1916-17	1917-18	1918-19	1919-20	1920-21
CANDLES OF ALL KINDS . lbs.	..	..	671,970	39	..	£	£	£	£	£
COAL, COKE AND PATENT FUEL—										
Coal . . . . . tons	..	..	..	..	16,553	..	..	..	..	21,127
DYING AND TANNING SUB- STANCES—										
Indigo . . . . . cwts.	..	30	..	..	..	..	533	..	..	..
GRAND TOTAL . value	—	—	—	—	—	..	533	12,600	1	21,127

FOREIGN MERCHANDISE

*Nil*

MOROCCO

IMPORTS THEREFROM

*Nil*

EXPORTS THERETO

INDIAN MERCHANDISE

ARTICLES	QUANTITY					VALUE				
	1916-17	1917-18	1918-19	1919-20	1920-21	1916-17	1917-18	1918-19	1919-20	1920-21
TEXTILES—						£	£	£	£	£
Jute—										
Gunny bags . . . no.	..	251,400	..	333,600	3,436,400	..	4,223	..	46,370	169,988
Gunny cloth . . . yds.	..	..	..	..	100,000	..	..	..	..	2,412
TOBACCO—										
Unmanufactured . lbs.	238,000	..	614,100	..	..	2,133	..	5,004	..	..
GRAND TOTAL . value	—	—	—	—	—	2,133	4,223	5,004	46,370	172,401

NOTE.—The sterling figures have been converted at the rate of £10=£1 for 1919-20 and 1920-21, and £15=£1 for earlier years.

CANARY ISLANDS

IMPORTS THEREFROM

ARTICLES	QUANTITY					VALUE				
	1916-17	1917-18	1918-19	1919-20	1920-21	1916-17	1917-18	1918-19	1919-20	1920-21
DYING AND TANNING SUB- STANCES—						£	£	£	£	£
Cochineal . . . cwts.	..	..	..	25	31	..	..	..	461	770
GRAND TOTAL . value	—	—	—	—	—	..	..	..	461	770

EXPORTS THERETO

INDIAN MERCHANDISE

*Nil*

FOREIGN MERCHANDISE

*Nil*

OTHER COUNTRIES IN NORTH AFRICA

IMPORTS THEREFROM

ARTICLES	QUANTITY					VALUE				
	1916-17	1917-18	1918-19	1919-20	1920-21	1916-17	1917-18	1918-19	1919-20	1920-21
ARTICLES IMPORTED BY POST . . . value	—	—	—	—	—	£	£	£	£	£
ALL OTHER ARTICLES OF MERCHANDISE . . .	—	—	—	—	—	7	..	..	..	..
GRAND TOTAL .	—	—	—	—	—	10	..	..	..	..

EXPORTS THERETO

INDIAN MERCHANDISE

*Nil*

FOREIGN MERCHANDISE

*Nil*



No. 13--continued

BRITISH, FRENCH, SPANISH, AND PORTUGUESE POSSESSIONS IN WEST AFRICA, FROM CAPE BLANCO TO ANGOLA (BENGUELA), INCLUDING ST. HELENA

IMPORTS THEREFROM

ARTICLES	QUANTITY					VALUE				
	1916-17	1917-18	1918-19	1919-20	1920-21	1916-17	1917-18	1918-19	1919-20	1920-21
TOTAL VALUE . . .	—	—	—	—	—	£ 1	£ 24	£ ..	£ 47	£

EXPORTS THERETO

INDIAN MERCHANDISE

ARTICLES	QUANTITY					VALUE				
	1916-17	1917-18	1918-19	1919-20	1920-21	1916-17	1917-18	1918-19	1919-20	1920-21
GRAIN, PULSE, AND FLOUR—						£	£	£	£	£
Pulse . . . tons	..	16,927	..	..	..	..	133,201	..	..	..
Rice, not in the husk . .	2,000	..	..	..	..	16,000	..	..	..	..
Wheat . . . . .	..	41,494	..	..	..	..	357,557	..	..	..
TEXTILES—										
Jute manufactures—										
Gunny bags . . . no.	..	440,700	1,358,200	3,900	8,100	..	14,578	59,732	195	..
ALL OTHER ARTICLES OF MERCHANDISE . . value	—	—	—	—	—	..	35	321	348	..
GRAND TOTAL . . .	—	—	—	—	—	16,000	505,871	60,053	538	..

FOREIGN MERCHANDISE

Nil

CAPE COLONY

IMPORTS THEREFROM

ARTICLES	QUANTITY					VALUE				
	1916-17	1917-18	1918-19	1919-20	1920-21	1916-17	1917-18	1918-19	1919-20	1920-21
LIQUORS (including METHYLATED AND PERFUMED SPIRITS) . . . gal	552	1,332	2	2,137	401	338	399	2	1,289	..
METALS (excluding ORES) . . tons	4	..	1	7	..	57	..	7	1,213	..
PAPER AND PAPERBOARD—										
Pasteboard, Millboard, and cardboard of all kinds . . . cwt	..	..	..	368	..	..	..	..	1,377	..
TEXTILES—										
Cotton—										
Twist and yarn . . . lbs	..	..	33,981	..	..	..	..	4,330	..	..
Wool—										
Raw . . . . .	16,711	..	..	..	..	1,810	..	..	..	..
ARTICLES IMPORTED BY PORT . . . value	—	—	—	—	—	161	20	42	165	..
ALL OTHER ARTICLES OF MERCHANDISE . . .	—	—	—	—	—	494	185	279	542	..
GRAND TOTAL . . .	—	—	—	—	—	2,860	604	4,669	4,586	..

NOTE.—The sterling figures have been converted at the rate of R10=£1 for 1919-20 and 1920-21, and R15=£1 for earlier years

No. 13—continued

## CAPE COLONY—continued

## EXPORTS THERETO

## INDIAN MERCHANDISE

ARTICLES	QUANTITY					VALUE				
	1915-17	1917-18	1918-19	1919-20	1920-21	1916-17	1917-18 <sup>a</sup>	1918-19	1919-20	1920-21
APPAREL (including DRA- PERY, UNIFORMS, AC- COUTREMENTS, BUT excluding HOSIERY AND BOOTS AND SHOES) . . . value	—	—	—	—	—	5,782	8,487	5,108	2,524	2,507
CHEMICALS AND CHEMICAL PREPARATIONS . . .	—	—	—	—	—	—	29	—	748	..
COFFEE . . . . .	98	49	47	114	16	349	149	138	612	108
COIR, MANUFACTURED (EX- CLUDING ROPE) . . . tons	45	21	20	47	87	1,117	565	2,972	2,048	4,400
CORDAGE AND ROPE OF VEGETABLE FIBRE (EX- CLUDING JUTE AND GUTTON) . . . cwts	1,857	2,461	2,816	2,037	2,338	1,823	2,528	4,251	3,698	5,088
DYEING AND TANNING SUBSTANCES—										
Myrobalans . . .	..	1,040	1,315	2,278	1,400	..	1,140	2,147	2,099	830
Myrobalan extract (a) ..	—	—	—	—	1,517	—	—	—	—	2,289
FIBRE FOR BRUSHES AND BROOMS . . . . . tons	..	25	15	6	9	..	558	853	167	335
GRAIN, PULSE, AND FLOUR—										
Pulse . . . . . tons	261	215	182	13	40	2,696	2,131	2,191	378	1,015
Rice, not in the husk . . .	2,141	2,035	2,508	1,109	7,842	22,248	78,867	84,645	17,253	143,509
Wheat . . . . .	9,217	500	..	..	..	78,422	4,364	..	..	..
Wheat flour . . . . .	108	203	..	..	..	1,357	2,670	..	..	..
Other sorts . . . . .	..	1	..	..	..	3	7	..	..	..
Total Grain, Pulse, and Flour . . . . .	12,722	2,954	2,685	1,123	7,882	114,726	83,029	86,836	17,631	144,524
GUMS AND RESINS—										
Roan . . . . . cwts	..	..	..	332	..	..	..	..	984	..
HIDES AND SKINS, RAW—										
Hides, raw . . . (tons = no.)	..	29 =7,679	12 =2,200	126 =25,379	45 =9,800	..	2,649	1,162	20,352	2,666
Lao . . . . . cwts	..	22	123	..	53	..	210	1,245	..	1,541
LEATHER—										
Hides, tanned or dressed (tons = no.)	..	..	..	4 =1,666	6 =2,164	..	..	..	899	2,063
METALS AND ORES—										
Brass, Bronze, and similar alloys and manufactures thereof . . . cwts	18	13	..	281	22	128	100	..	4,116	400
OILS—										
Vegetable, non-essential—										
Castor . . . . . gals	8,145	16,303	1,492	7,921	1,592	542	2,154	248	2,750	288
Coconut . . . . .	2,430	2,255	1,274	683	1,044	406	1,242	219	204	288
Linseed . . . . .	100	34,125	67,319	5,592	..	17	7,317	18,162	2,522	..
Sesamum (oil or lin[il]) ..	7,238	22,614	..	..	..	823	3,522	..	..	..
Other sorts . . . . .	1,816	2,252	383	809	242	203	264	80	325	78
Total Vegetable, non- essential . . . . .	16,779	53,549	79,451	15,006	2,878	1,991	14,499	18,709	5,891	846
PAPER AND PAPERBOARD value	—	—	—	—	—	21	..	605	..	..
PARAFFIN WAX . . . . . tons	810	958	1,908	265	776	2,408	28,908	37,171	13,907	23,608

NOTE.—The sterling figures have been converted at the rate of R10=£1 for 1919-20 and 1920-21, and R15=£1 for earlier years  
(a) Separately recorded from April, 1920

No. 13—continued

CAPE COLONY—concluded

EXPORTS THERETO—concluded

INDIAN MERCHANDISE—continued

ARTICLES	QUANTITY					VALUE				
	1916-17	1917-18	1918-19	1919-20	1920-21	1916-17	1917-18	1918-19	1919-20	1920-21
PROVISIONS AND OILMAN'S STORES including FISH AND FRUITS AND VEGETABLES, CANNED OR BOTTLED—						£	£	£	£	£
Oil . . . . . cwts	276	1,155	124	2	..	1,448	6,072	891	34	..
Other sorts of provisions value	—	—	—	—	—	78	57	..	..	18
Total Provisions and Oilman's stores . . . . .	—	—	—	—	—	1,516	6,129	891	34	18
Spices . . . . . cwts	272	321	128	54	211	521	559	283	249	2,007
TEA, BLACK . . . . . lbs	605,973	3,229,163	1,403,844	911,492	280,804	19,826	98,205	47,935	51,562	14,021
TEXTILES—										
Cotton manufactures . . value	—	—	—	—	—	937	778	..	..	2,076
Jute—										
Twist and yarn . . . lbs	1,500	15,250	20,500	..	5,500	25	241	550	..	146
Manufactures—										
Canvas . . . . . yards	..	..	39,000	..	..	..	..	3,133	..	..
Gunny bags . . . . . no.	3,462,075	7,918,600	9,056,800	1,345,200	2,903,800	114,977	258,918	412,126	107,688	147,974
.. cloth . . . . . yards	480,100	1,702,650	822,200	188,500	481,350	7,847	26,973	25,969	4,902	11,109
Rope and twine . . . . . cwts	1,580	1,428	2,810	64	323	3,333	3,559	3,944	250	1,033
Total Jute manufactures value	—	—	—	—	—	126,135	239,686	450,722	112,840	160,332
Wool—										
Manufactures—										
Carpets and rugs . . . lbs	25,091	72,372	11,555	47,184	44,560	2,254	6,770	1,535	14,870	11,596
WOOD AND TIMBER—										
Timber, other than railway sleepers—										
Teak wood . . . . . cubic tons	411	1,041	930	1,730	1,339	5,500	12,382	15,103	54,270	71,416
Other timber . . . . . "	10	67	40	99	16	62	517	505	1,036	233
Other sorts . . . . . value	—	—	—	—	—	7	30	..	..	..
Total Wood and Timber . . . . .	—	—	—	—	—	5,669	13,429	15,608	55,356	71,649
ALL OTHER ARTICLES OF MERCHANDISE . . . . .	—	—	—	—	—	1,427	2,132	745	1,412	2,465
GRAND TOTAL . . . . .	—	—	—	—	—	293,865	557,574	699,476	313,829	469,028

FOREIGN MERCHANDISE

ARTICLES	QUANTITY					VALUE				
	1916-17	1917-18	1918-19	1919-20	1920-21	1916-17	1917-18	1918-19	1919-20	1920-21
LIQUORS . . . . . gals.	39	..	..	1,625	..	6	..	..	3,875	..
PROVISIONS AND OILMAN'S STORES . . . . . cwts	157	121	1,421	14	..	132	127	5,229	99	6
TEXTILES—										
Silk manufactures—										
Silk piece goods . . . . . yards	37,515	..	..	..	..	4,385	..	..	..	..
ALL OTHER ARTICLES OF MERCHANDISE . . . . . value	—	—	—	—	—	819	601	..	464	1,323
GRAND TOTAL . . . . .	—	—	—	—	—	5,343	728	5,229	4,438	1,323
GRAND TOTAL OF INDIAN AND FOREIGN MERCHANDISE . . . . .	—	—	—	—	—	299,007	558,302	704,705	318,267	470,351

NOTE.—The sterling figures have been converted at the rate of £100 = 20 s.

## No. 13—continued

NATAL  
IMPORTS THEREFROM

ARTICLES	QUANTITY					VALUE				
	1916-17	1917-18	1918-19	1919-20	1920-21	1916-17	1917-18	1918-19	1919-20	1920-21
ARMS, AMMUNITION, AND MILITARY STORES . . . value	—	—	—	—	—	£ 6	£ 108	£ 65	£ 14,733	£ ..
BELTING FOR MACHINERY ..	—	—	—	—	—	..	..	..	..	4,513
CANDLES OF ALL KINDS . lbs.	..	..	..	36,968	..	..	..	..	1,487	..
COAL, COKE, AND PATENT FUEL— Coal . . . . . tons	13,017	1,639	17,417	17,057	7,139	36,406	3,000	36,545	55,072	22,696
DRUGS AND MEDICINES (excluding chemicals and narcotics) . . . value	—	—	—	—	—	..	1	1,121	772	32
DYING AND TANNING SUBSTANCES . . . . "	—	—	—	—	—	14,072	23,732	10,144	24,390	21,000
HARDWARE, excluding CUTLERY, AND ELECTRO-PLATED WARE . . . "	—	—	—	—	—	533	2,570	406	189	255
IVORY UNMANUFACTURED . lbs.	..	..	..	21,543	..	..	..	..	16,530	..
LIQUORS (including mythylated and perfumed spirits) . . . . . gals.	4	160	24,060	11,367	10,279	4	110	16,563	8,752	5,044
METALS (excluding ORES) . tons	9	..	17	165	130	43	..	125	10,691	8,248
ORES . . . . . "	..	..	..	..	2,937	..	..	..	..	33,537
PRECIOUS STONES AND PEARLS, UNSORTED— Precious stones (a) . . . value	—	—	—	—	—	—	—	—	1,122	..
PROVISIONS AND OILMAN'S STORES (including FISH AND FRUITS AND VEGETABLES, CANNED OR BOTTLED) . . . "	—	—	—	—	—	349	2,732	8,024	11,193	5,411
SOAP . . . . . cwts	1	..	425	2,200	2	2	2	2,565	8,797	2
SUGAR . . . . . tons	5..	..	..	1	527	1	7	8	172	24,651
TEXTILES— Cotton manufactures— Piece goods— Grey (unbleached), yards	..	..	537,250	3,978	70,000	..	..	18,336	187	1,969
White (bleached) . . . . "	..	..	25	2,98,430	42,161	..	..	2	14,167	2,254
Coloured, printed or dyed . . . . . "	776	6,480	26,664	15,071	63,993	27	277	1,286	1,186	2,919
TOBACCO . . . . . lbs.	106	1,779	2,850	5,588	1,051	24	206	846	1,675	227
ARTICLES IMPORTED BY POST . . . . . value	—	—	—	—	—	861	1,329	4,127	4,599	9,452
ALL OTHER ARTICLES OF MERCHANDISE . . . . "	—	—	—	—	—	2,080	2,622	2,974	5,885	7,452
GRAND TOTAL . . . . . "	—	—	—	—	—	55,411	26,912	102,214	191,664	162,966

## EXPORTS THERETO

## INDIAN MERCHANDISE

ARTICLES	QUANTITY					VALUE				
	1916-17	1917-18	1918-19	1919-20	1920-21	1916-17	1917-18	1918-19	1919-20	1920-21
APPAREL (including SHAPERY, UNIFORMS, ACCOUTREMENTS, BUT excluding HOSIERY AND BOOTS AND SHOES) . . . value	—	—	—	—	—	£ 41,267	£ 16,719	£ 25,566	£ 24,785	£ 40,322
BOOKS, PRINTED, AND PRINTED MATTER (not being STATIONERY), including MAPS AND CHARTS . . . . . cwts	58	36	27	30	43	439	243	217	535	500
CHEMICALS AND CHEMICAL PREPARATIONS— Potassium compounds— Saltpetre . . . . . "	..	..	..	1,242	1,140	..	..	..	1,700	2,622
Soda compounds . . . . . "	8	12	22	1,112	2,012	19	15	22	1,200	4,662
COIL, MANUFACTURED (EXCLUDING ROPE) . . . . . tons	26	23	224	79	127	260	614	7,445	4,012	8,242
CORDAGE AND ROPE OF VEGETABLE FIBRE (EXCLUDING JUTE AND COTTON) . . . . . "	854	1,634	2,694	1,449	425	1,077	4,791	2,222	2,716	1,072
DRUGS AND MEDICINES (EXCLUDING CHEMICALS AND NARCOTICS) . . . value	—	—	—	—	—	166	156	419	1,796	446
DYING AND TANNING SUBSTANCES— Turmeric . . . . . cwts	1,525	2,331	1,069	1,836	1,492	1,246	4,209	2,172	5,272	6,772
Other sorts . . . . . "	142	68	22	277	229	200	146	68	425	200
Total Dyeing and Tanning substances . . . . . "	1,672	2,409	1,101	2,213	1,722	2,146	4,455	2,240	6,297	6,972

NOTE.—The sterling figures have been converted at the rate of R10=£1 for 1919-20 and 1920-21, and R15=£1 for earlier years.  
(a) Separately recorded from April, 1919.

INDIAN MERCHANDISE—continued

ARTICLES	QUANTITY					VALUE				
	1916-17	1917-18	1918-19	1919-20	1920-21	1916-17	1917-18	1918-19	1919-20	1920-21
<b>FIBRE FOR BRUSHES AND BROOMS</b> tons	22	19	29	33	7	558	456	630	1,218	22
<b>FISH (EXCLUDING CANNED FISH)—</b>										
Fish, dry, unsalted . . .	1,716	556	300	847	661	2,351	847	649	2,281	3,126
<b>Fruits and vegetables: dried, salted, or preserved, all sorts</b> cwts	247	356	202	235	211	1,046	3,309	1,196	3,252	3,241
<b>GRAIN, PULSE, AND FLOUR—</b>										
Pulse—										
Gram . . . . . tons	204	80	29	8	12	2,314	1,139	476	176	226
Lentils(a) . . . . . "	—	—	16	96	32	—	—	294	2,760	502
Other sorts (b) . . . . . "	1,889	2,924	856	1,007	1,290	22,424	35,638	11,377	27,898	31,008
Rice, not in the husk . . . . . "	19,750	22,158	13,894	4,923	5,709	236,179	247,352	145,923	106,688	100,602
Wheat . . . . . "	1,001	..	..	..	..	10,013	..	..	..	..
" flour . . . . . "	1,772	646	..	..	..	25,329	9,185	..	..	..
Other sorts . . . . . "	74	121	37	30	..	997	1,804	604	996	..
<b>Total Grain, Pulse, and Flour</b> . . . . . "	26,690	25,929	14,824	6,084	7,043	297,256	295,118	158,674	138,508	132,661
<b>GUMS AND RESINS—</b>										
Resin . . . . . "	..	..	389	..	..	..	..	715	..	..
Other sorts . . . . . "	15	26	943	1	5	34	151	1,896	6	26
<b>Total Gums and resins</b> . . . . . "	15	26	1,332	1	5	34	151	2,611	6	26
<b>HARDWARE AND CUTLERY, INCLUDING PLATED WARE</b> value	..	..	..	..	..	788	39	467	547	714
Hides raw . . . . . tons	..	..	..	..	10	..	..	..	..	926
=1,976										
<b>LAC—</b>										
Button . . . . . cwts	4	11	77	7	23	19	65	791	157	762
Shell . . . . . "	4	..	167	5	29	33	..	1,509	123	798
Other kinds . . . . . "	..	..	..	..	..	..	..	..	2	..
<b>Total lac</b> . . . . . "	8	11	244	12	52	52	65	2,300	287	1,560
<b>LEATHER, UNWROUGHT</b> cwts	..	..	20	14	..	..	..	390	711	..
<b>MANURES</b> . . . . . tons	..	325	..	50	..	..	1,408	..	335	..
<b>METALS AND ORES—</b>										
Brass, bronze and similar alloys . . . . . cwts	114	24	74	109	76	797	183	1,264	1,639	981
Ferro Manganese (a) . . . . . tons	..	..	50	4	100	..	..	1,250	50	3,000
Other sorts . . . . . "	554	..	..	1	2	2,865	..	..	196	674
<b>Total Metals and Ores</b> . . . . . "	560	1	54	10	105	3,662	183	2,514	1,885	4,655
<b>OILS—</b>										
Vegetable, non-essential—										
Castor . . . . . gals.	54,233	135,806	22,945	83,205	85,477	5,656	17,407	4,083	26,371	8,434
Coconut . . . . . "	19,850	33,466	33,118	11,664	9,501	3,072	3,541	5,432	3,849	13,443
Cotton seed . . . . . "	7,612	1,466	..	..	523	959	246	..	..	214
Groundnut . . . . . "	3,942	1,174	3,106	..	2,369	459	144	714	..	349
Linseed . . . . . "	1,125	72,115	106,263	14,000	711	205	16,058	29,002	6,200	283
Mustard or rape . . . . . "	120,984	199,873	54,340	65,542	112,336	13,440	24,367	9,265	24,852	37,834
Sesamum (til or jinjili) . . . . . "	4,579	7,487	2,070	4,754	1,078	654	1,276	265	1,612	296
Other sorts . . . . . "	567	34	272	1,586	1,558	66	3	44	498	423
<b>Total Vegetable, non-essential</b> . . . . . "	212,852	441,421	224,114	180,651	163,558	24,511	63,042	48,785	62,822	49,737
Other kinds . . . . . "	56	13	340	6	50	45	20	39	25	31
<b>Total Oils</b> . . . . . "	212,908	441,434	224,454	180,657	163,603	24,556	63,062	48,824	62,907	49,768
<b>PARAFFIN WAX</b> . . . . . tons	1,968	629	1,496	..	105	59,130	19,023	45,379	..	4,777
<b>PERFUMERY</b> . . . . . value	..	..	..	..	..	619	506	464	642	396
<b>PROVISIONS AND OILMAN'S STORES—</b>										
Ghi . . . . . cwts	1,060	3,477	1,866	354	442	4,913	20,406	11,464	9,661	6,813
Other sorts of provisions value	..	..	..	..	..	1,537	1,308	923	1,197	1,413
<b>Total Provisions and Oilman's Stores</b> . . . . . "	..	..	..	..	..	6,450	21,714	12,387	10,858	7,226

NOTE.—The sterling figures have been converted at the rate of R10=£1 for 1919-20 and 1920-21, and R15=£1 for earlier years  
 (a) Separately recorded from April, 1918  
 (b) Include "Lentils" prior to April, 1918

## No. 13—continued

## NATAL—continued

## EXPORTS THERE TO—continued

## INDIAN MERCHANDISE—continued

ARTICLES	QUANTITY					VALUE				
	1916-17	1917-18	1918-19	1919-20	1920-21	1916-17	1917-18	1918-19	1919-20	1920-21
SEEDS—										
Oil-seeds—										
Essential										
Non-essential—	tons									
Linseed	93	159	63	76	75	2,168	5,823	2,213	6,517	7,648
Rape	36	83	..	7	..	422	995	..	210	..
Other sorts	12	20	10	22	20	249	437	355	1,157	1,300
Total Non-essential	15	8	5	12	4	249	122	104	468	312
Other than oil-seeds	63	113	15	41	24	921	1,606	359	1,833	1,612
Total Seeds	1	—	—	—	..	12	5	19	6	3
Total Seeds	147	272	78	117	99	4,102	7,433	2,593	8,356	9,260
SPICES—										
Betelnuts	..	..	..	..	..	..	..	..	..	..
Cardamoms	..	..	..	..	..	..	..	..	..	..
Chillies	..	..	..	..	..	..	..	..	..	..
Ginger	..	..	..	..	..	..	..	..	..	..
Pepper	..	..	..	..	..	..	..	..	..	..
Other sorts	..	..	..	..	..	..	..	..	..	..
Total Spices	..	..	..	..	..	..	..	..	..	..
COARSE	..	..	..	..	..	..	..	..	..	..
COARSE, BLACK	..	..	..	..	..	..	..	..	..	..
TEXTILES—										
Cotton—										
Raw	..	..	..	..	..	..	..	..	..	..
Waste (a)	..	..	..	..	..	..	..	..	..	..
Kapok	..	..	..	..	..	..	..	..	..	..
Manufactures—										
Handkerchiefs and shawls in the piece	..	..	..	..	..	..	..	..	..	..
Hosiery	..	..	..	..	..	..	..	..	..	..
Piece goods	..	..	..	..	..	..	..	..	..	..
Thread, sewing	..	..	..	..	..	..	..	..	..	..
Other sorts of manufactures	..	..	..	..	..	..	..	..	..	..
Total Cotton manufactures (including twist and yarn)	..	..	..	..	..	..	..	..	..	..
Haberdashery and Millinery	..	..	..	..	..	..	..	..	..	..
JUTE—										
Twist and yarn	..	..	..	..	..	..	..	..	..	..
Manufactures—										
Canvas	..	..	..	..	..	..	..	..	..	..
Gunny bags	..	..	..	..	..	..	..	..	..	..
cloth	..	..	..	..	..	..	..	..	..	..
Rope and twine	..	..	..	..	..	..	..	..	..	..
Other kinds	..	..	..	..	..	..	..	..	..	..
Total Jute manufactures (including twist and yarn)	..	..	..	..	..	..	..	..	..	..
Silk manufactures	..	..	..	..	..	..	..	..	..	..
Woollen manufactures	..	..	..	..	..	..	..	..	..	..
Games and Requisites for games	..	..	..	..	..	..	..	..	..	..
UMBRELLAS, INCLUDING PARASOLS AND SUNSHADES	..	..	..	..	..	..	..	..	..	..
WOOD AND TIMBER—										
Timber, other than railway sleepers—										
Trak wood	..	..	..	..	..	..	..	..	..	..
Other kinds	..	..	..	..	..	..	..	..	..	..
Total Wood and Timber	..	..	..	..	..	..	..	..	..	..

NOTE.—The sterling figures have been converted at the rate of £10=11 for 1919-20 and 1920-21, and £15=11 for earlier years.  
(a) Separately recorded from April, 1918

INDIAN MERCHANDISE—concluded

ARTICLES	QUANTITY					VALUE				
	1916-17	1917-18	1918-19	1919-20	1920-21	1916-17	1917-18	1918-19	1919-20	1920-21
ARTICLES EXPORTED BY POST . . . value	—	—	—	—	—	£ 4,697	£ 8,109	£ 12,358	£ 13,232	£ 10
ALL OTHER ARTICLES OF MERCHANDISE . . . "	—	—	—	—	—	3,353	651	1,894	5,125	1
GRAND TOTAL . . . "	—	—	—	—	—	857,315	1,181,444	1,497,298	978,865	111,130

FOREIGN MERCHANDISE

ARTICLES	QUANTITY					VALUE				
	1916-17	1917-18	1918-19	1919-20	1920-21	1916-17	1917-18	1918-19	1919-20	1920-21
APPAREL (including DRAPERY, UNIFORMS, ACCOUTREMENTS, BUT excluding HOSIERY AND BOOTS AND SHOES) . . . value	—	—	—	—	—	£ 1,204	£ 2,320	£ 1,057	£ 2,720	£ 6
CANDLES OF ALL KINDS lbs	4,026	..	..	..	11,220	99	..	..	..	..
DRUGS AND MEDICINES (EXCLUDING CHEMICALS AND NARCOTICS) . . . value	—	—	—	—	—	1,397	4,580	1,751	1,869	..
EARTHENWARE AND PORCELAIN (EXCLUDING PIPES OF EARTHENWARE) . . . "	—	—	—	—	—	3,084	1,233	613	100	2
FRUITS AND VEGETABLES . . . "	—	—	—	—	—	1,025	1,029	1,455	1,395	11
GLASS AND GLASSWARE . . . "	—	—	—	—	—	1,089	347	129	298	..
GRAIN, PULSE, AND FLOUR, RICE NOT IN THE HUSK tons	82	192	..	..	—	1,131	2,252	..	..	..
GUMS AND RESINS . . . cwts	99	92	888	98	50	276	257	2,056	651	..
HARDWARE, EXCLUDING CUTLERY AND ELECTRO-PLATED WARE . . . value	—	—	—	—	—	1,134	415	268	151	..
LIQUORS . . . gals.	233	1,272	2,409	831	..	125	238	560	976	..
MATS AND MATTINGS . . . sq. yds.	650	..	1,000	5,350	100	28	..	84	680	..
METALS AND ORES . . . tons	3	..	11	..	1	130	..	898	10	..
PAPER AND PAPERBOARD . . . value	—	—	—	—	—	1,058	26	136	52	..
PROVISIONS AND OILMAN'S STORES . . . cwts	310	1,103	2,637	84	68	442	1,548	11,180	274	..
SPICES . . . "	85	429	182	84	7	249	1,325	620	198	..
SUGAR . . . tons	..	301	1	..	..	..	3,588	9	..	..
TEXTILES—Cotton—Manufactures—Hosiery . . . value	—	—	—	—	—	5,320	6,426	4,442	5,074	21
Piece goods—Grey (unbleached) . . . yards	27,868	98,798	340,920	3,030	209,660	354	1,584	11,621	130	81
White (bleached) . . . "	55,118	80,820	220,123	3,104	134,300	896	2,783	9,389	141	8
Coloured, printed, or dyed . . . "	458,525	235,325	288,077	11,363	113,937	7,413	5,635	10,506	1,003	6
Fests of all descriptions . . . "	..	..	20,000	..	..	..	..	220	..	..
Total Piece goods . . . "	538,511	414,941	864,123	17,497	457,897	8,663	10,002	32,236	1,274	23
Thread, sewing . . . lbs	16,769	11,065	16,061	..	712	1,390	965	3,664	..	..
Other sorts of manufactures . . . value	—	—	—	—	—	3,367	2,995	4,012	40	..
Total Cotton manufactures (including twist and yarn) . . . "	—	—	—	—	—	19,240	20,398	44,354	6,368	23
Haberdashery and millinery, Silk—Manufactures—Piece goods . . . yards	234,720	110,893	102,887	5,601	19,215	14,895	9,644	10,848	1,013	21
Woollen manufactures . . . "	..	..	..	..	..	309	101	67	80	..
UMBRELLAS INCLUDING PARASOLS AND SUN-SHADES . . . DO.	11,173	2,112	..	..	9	1,015	242	..	..	..
ARTICLES RE-EXPORTED BY POST . . . value	—	—	—	—	—	8,554	24,917	61,209	7,003	2
ALL OTHER ARTICLES OF MERCHANDISE . . . "	—	—	—	—	—	156	2,413	1,531	1,405	1
GRAND TOTAL . . . "	—	—	—	—	—	53,863	76,885	123,960	24,901	47
GRAND TOTAL OF INDIAN AND FOREIGN MERCHANDISE . . . "	—	—	—	—	—	916,178	1,258,329	1,621,258	1,003,766	1,178

NOTE.—The sterling figures have been converted at the rate of R10—£1 for 1919-20 and 1920-21, and R15—£1 for earlier years

No. 13—continued

## TRANSVAAL

## IMPORTS THEREFROM

ARTICLES	QUANTITY					VALUE				
	1916-17	1917-18	1918-19	1919-20	1920-21	1916-17	1917-18	1918-19	1919-20	1920-21
ARTICLES IMPORTED BY POST value	—	—	—	—	—	4	228	336	165	8
ALL OTHER ARTICLES OF MERCHANDISE	—	—	—	—	—	..	71	48	100	119
GRAND TOTAL	—	—	—	—	—	4	297	384	265	124

## EXPORTS THERETO

## INDIAN MERCHANDISE

ARTICLES	QUANTITY					VALUE				
	1916-17	1917-18	1918-19	1919-20	1920-21	1916-17	1917-18	1918-19	1919-20	1920-21
APPAREL (EXCLUDING HOSIERY AND BOOTS AND SHOES) . value	—	—	—	—	—	£ 1,823	£ 6,834	£ 7,306	£ 11,512	£ 622
COIR MANUFACTURED (excluding rope) . tons	9	..	36	..	1	161	..	261	1	120
GRAIN, PULSE, AND FLOUR— Pulse . . . . .	12	55	1	1	17	147	645	24	80	98
Rice, not in the husk . . . . .	1,679	2,666	2,509	29	..	11,680	16,968	23,327	800	..
Wheat flour . . . . .	260	295	..	..	..	3,272	3,894	..	..	..
VEGETABLES, non-essential, gals.	5,232	19,155	93,028	456	400	719	3,550	24,790	120	82
PARAFFIN WAX . . . . . tons	205	661	2,062	432	370	5,986	17,666	50,377	19,978	10,735
PROVISIONS AND OILMAN'S STORES . . . . . value	—	—	—	—	—	..	507	..	..	..
TEA . . . . . lbs	1,901	12,000	20,608	2,500	28	98	400	701	812	2
TEXTILES— Cotton manufactures (including twist and yarn) value	—	—	—	—	—	76	5,052	..	..	..
JUTE— Twist and Yarn . . . . . lbs	..	..	20,533	..	12,500	..	..	583	..	304
Manufactures— Canvas . . . . . yards	..	1,000	76,400	..	..	..	50	7,150	..	..
Gunny bags . . . . . no.	4,274,830	5,353,100	6,825,553	1,503,500	3,398,750	106,508	141,328	259,495	65,327	142,384
.. cloth . . . . . yards	144,500	386,750	623,600	69,750	54,450	2,252	5,579	14,964	4,699	1,144
Rope and Twine . . . . . cwts	1,739	326	3,021	..	40	2,362	510	9,755	..	96
Woolen manufactures . . . . . value	—	—	—	—	—	983	1,659	..	702	267
WOOD AND TIMBER— Teak wood . . . . . cubic tons	165	182	1,129	166	225	2,400	2,728	21,927	9,141	10,266
ARTICLES REPORTED BY POST . . . . . value	—	—	—	—	—	..	..	..	9,478	5,916
ALL OTHER ARTICLES OF MERCHANDISE . . . . . value	—	—	—	—	—	1,052	825	11,352	458	1
GRAND TOTAL	—	—	—	—	—	335,495	210,370	428,724	189,510	172,044

## FOREIGN MERCHANDISE

ARTICLES	QUANTITY					VALUE				
	1916-17	1917-18	1918-19	1919-20	1920-21	1916-17	1917-18	1918-19	1919-20	1920-21
TEXTILES— Cotton manufactures— Hosiery . . . . . value	—	—	—	—	—	..	1,323	..	..	..
ARTICLES RE-REPORTED BY POST . . . . .	..	..	..	..	..	..	..	..	1,006	1,621
ALL OTHER ARTICLES OF MERCHANDISE . . . . .	..	..	..	..	..	..	160	..	98	487
GRAND TOTAL	—	—	—	—	—	..	1,492	..	1,096	2,118
GRAND TOTAL OF INDIAN AND FOREIGN MERCHANDISE . . . . . value	—	—	—	—	—	335,495	211,862	428,724	190,606	174,162

## RHODESIA

## IMPORTS THEREFROM

ARTICLES	QUANTITY					VALUE				
	1916-17	1917-18	1918-19	1919-20	1920-21	1916-17	1917-18	1918-19	1919-20	1920-21
TOTAL VALUE . . . . .	—	—	—	—	—	£ 1	£ ..	£ ..	£ ..	£ ..

NOTE.—The sterling figures have been converted at the rate of £10=£1 for 1919-20 and 1920-21, and £15=£1 for earlier years.



RHODESIA  
PORTUGUESE EAST AFRICA

( 434 )

No. 13—continued

RHODESIA—continued

EXPORTS THEREOF

INDIAN MERCHANDISE

ARTICLES	QUANTITY					VALUE				
	1916-17	1917-18	1918-19	1919-20	1920-21	1916-17	1917-18	1918-19	1919-20	1920-21
APPAREL (including drapery, uniforms, accoutrements, but excluding HOSIERY AND BOOTS AND SHOES) . value	—	—	—	—	—	£ 688	£ 1,756	£ 1,389	£ 411	£ 44
GRAIN, PULSE, AND FLOUR—										
Pulse . . . . . tons	..	1	..	146	4	..	9	4	3,404	8
Rice not in the husk . .	..	80	420	4	..	..	307	3,048	99	..
Wheat flour . . . . .	122	358	..	..	..	1,647	4,931	..	..	..
TEXTILES—										
Jute—										
Manufactures—										
Gunny bags . . . . . no.	884,612	1,368,500	1,633,700	571,600	1,344,700	23,214	37,464	62,599	31,547	62,70
" cloth . . . . . yards	15,000	75,500	58,000	25,000	37,000	238	1,179	1,311	747	83
Other kinds . . . . . value	—	—	—	—	—	207	442	997	1,324	84
ALL OTHER ARTICLES OF MERCHANDISE . . . . .	—	—	—	—	—	153	67	127	2,465	..
GRAND TOTAL . . . . .	—	—	—	—	—	26,042	46,155	69,475	39,897	65,011

FOREIGN MERCHANDISE

ARTICLES	QUANTITY					VALUE				
	1916-17	1917-18	1918-19	1919-20	1920-21	1916-17	1917-18	1918-19	1919-20	1920-21
TOTAL VALUE	—	—	—	—	—	£ ..	£ 157	£ ..	£ ..	£ ..
GRAND TOTAL OF INDIAN AND FOREIGN MERCHANDISE . . . . . value	—	—	—	—	—	26,042	46,312	69,475	39,897	65,011

PORTUGUESE EAST AFRICA

IMPORTS THEREFROM

ARTICLES	QUANTITY					VALUE				
	1916-17	1917-18	1918-19	1919-20	1920-21	1916-17	1917-18	1918-19	1919-20	1920-21
APPAREL (excluding HOSIERY AND BOOTS AND SHOES) . value	—	—	—	—	—	£ 110	£ 2	£ 17	£ 217	£ 25,974
COAL, COKE, AND PATENT FUEL—										
Coal . . . . . tons	6,077	8,457	32,930	5,274	18,430	9,990	13,189	53,183	17,431	55,151
DRUGS AND MEDICINES (excluding CHEMICALS AND NARCOTICS) . value	—	—	—	—	—	994	557	4,150	36,131	4,825
FRUITS AND VEGETABLES . .	—	—	—	—	—	9,538	507	897	24,061	3,427
GRAIN, PULSE AND FLOUR . tons	109	19	12	109	357	794	110	152	4,801	7,596
IVORY—										
Unmanufactured . . . lbs	3,608	3,256	6,115	16,193	6,661	1,773	1,422	3,180	10,099	3,129
METALS AND ORES . . . tons	18	15	..	30	3	1,837	964	..	2,432	270
SEEDS . . . . .	373	54	247	223	1,351	6,918	1,047	6,068	6,890	38,850
SHELLS AND COWRIES—										
Cowries . . . . . cwts	8,745	2,007	928	4,655	8,888	2,288	305	247	2,534	6,213
Shells . . . . . value	—	—	—	—	—	403	228	109	960	553
Total Shells and Cowries . .	—	—	—	—	—	2,691	633	356	3,494	6,764

NOTE.—The sterling figures have been converted at the rate of R10=£1 for 1919-20 and 1920-21 and R15=£1 for earlier years.

## No. 13—continued

## PORTUGUESE EAST AFRICA—continued

## IMPORTS THEREFROM—continued

ARTICLES	QUANTITY					VALUE				
	1916-17	1917-18	1918-19	1919-20	1920-21	1916-17	1917-18	1918-19	1919-20	1920-21
SMOKERS' REQUISITES (excluding TOBACCO) . . . value	—	—	—	—	—	..	..	..	3,408	1,900
TEA . . . lbs	..	..	21	22,065	1,306	..	..	1	1,937	68
TEXTILES—										
Cotton—										
Raw . . . tons	..	32	..	11	130	..	1,491	..	1,100	28,900
Manufactures—										
Blankets . . . lbs	..	..	..	17,411	3,934	..	..	..	1,220	616
Lace and patent net . . . yards	..	2,005	..	41,754	..	..	187	..	3,369	..
Piece goods—										
Grey (unbleached) . . . "	..	..	..	88,780	6,220	..	..	..	5,310	268
White (bleached) . . . "	..	..	..	212,423	65,870	..	..	..	15,639	4,246
Coloured, printed or dyed . . . "	..	206	15,085	145,095	140,195	..	11	804	6,568	7,698
Jute—										
Raw . . . tons	..	1,107	..	..	..	..	17,963	..	..	..
Wool, raw . . . lbs	..	..	..	57,008	19,712	..	..	..	2,229	780
WAX OF ALL KINDS . . . cwts	..	..	33	324	128	..	..	138	2,384	723
ARTICLES IMPORTED BY POST . . . value	—	—	—	—	—	99	61	849	247	1,720
ALL OTHER ARTICLES OF MERCHANDISE . . . "	—	—	—	—	—	1,321	1,018	2,610	1,937	2,216
GRAND TOTAL . . . "	—	—	—	—	—	35,974	39,092	71,764	167,033	194,016

## EXPORTS THERETO

## INDIAN MERCHANDISE

ARTICLES	QUANTITY					VALUE				
	1916-17	1917-18	1918-19	1919-20	1920-21	1916-17	1917-18	1918-19	1919-20	1920-21
APPAREL (INCLUDING DRAPE- RY, UNIFORMS, ACCOU- TREMENTS, BUT EXCLUD- ING HOSIERY AND BOOTS AND SHOES) . . . value	—	—	—	—	—	2,450	1,908	998	2,264	1,722
BOOTS AND SHOES . . . pairs	1,180	1,469	1,868	4,682	6,031	162	220	366	1,183	1,825
CANDLES OF ALL KINDS . . . lbs	1,120	62,269	115,259	19,206	14,333	100	1,557	2,116	960	846
COIR, MANUFACTURED (EX- CLUDING ROPE) . . . tons	131	42	191	34	71	3,474	1,117	5,021	1,308	2,920
CORDAGE AND ROPE OF VEGE- TABLE FIBRE (excluding jute and cotton) . . . cwts	155	314	346	143	393	534	458	822	312	1,118
DRUGS AND MEDICINES . . . value	—	—	—	—	—	63	3	288	586	427
DYEING AND TANNING SUBSTANCES . . . cwts	181	396	432	443	534	220	568	582	690	1,017
FISH (EXCLUDING CANNED FISH)—										
Fish, dry, unsalted . . . "	850	377	104	181	39	1,029	428	194	571	71
FRUITS AND VEGETABLES value	—	—	—	—	—	739	354	770	63	72
FURNITURE AND CABINETWARE . . .	—	—	—	—	—	188	182	457	318	1,274
GRAIN, PULSE, AND FLOUR—										
Jawar and ba/jra . . . tons	367	187	52	..	1	2,966	1,604	663	..	29
Pulse . . . "	93	177	73	..	14	1,168	2,260	1,023	..	385
Rice not in the husk, . . . "	5,005	21,435	23,023	1,239	2,908	46,366	214,923	260,324	40,008	60,772
Wheat flour . . . "	943	662	52	2	64	12,162	11,416	803	75	2,160
Other sorts . . . "	66	38	11	17	3	657	441	94	523	117
Total Grain, Pulse, and Flour . . .	6,474	22,695	23,711	1,658	2,990	63,834	220,654	262,912	40,906	63,469

NOTE.—The sterling figures have been converted at the rate of R10.—£1 for 1919-20 and 1920-21, and R15.—£1 for earlier years.

PORTUGUESE EAST AFRICA—continued

EXPORTS THERETO—continued

INDIAN MERCHANDISE—continued

ARTICLES	QUANTITY					VALUE				
	1916-17	1917-18	1918-19	1919-20	1920-21	1916-17	1917-18	1918-19	1919-20	1920-21
HARDWARE (excluding CUTLERY AND ELECTROPLATED WARE) . . . value	—	—	—	—	—	466	14	163	1,003	2,707
MACHINERY AND MILLWORK . . .	—	—	—	—	—	83	137	767	1,063	20
METALS AND ORES—										
Iron or Steel . . . tons	9	8	9	22	23	97	244	288	1,088	1,127
Others . . . . .	1	..	..	1	2	103	20	..	144	581
Total Metals and Ores . . .	10	8	9	23	25	200	264	288	1,232	1,708
OILS—										
Mineral—										
Kerosene . . . . . gals.	..	..	24,800	..	..	..	..	1,627	..	..
Vegetable, non-essential—										
Castor . . . . .	5,389	20,863	..	2,409	6,429	525	2,833	..	664	1,423
Linseed . . . . .	..	..	2,465	14,096	1,206	..	..	659	6,618	602
Other sorts . . . . .	171	234	45	261	674	23	34	7	83	219
Total Vegetable, non-essential . . .	5,560	20,597	2,510	17,666	8,309	548	2,867	666	7,360	2,144
Other kinds . . . . .	114	..	41	62	417	71	..	21	65	151
Total Oils . . . . .	5,654	20,597	27,351	17,728	8,816	619	2,867	2,314	7,425	2,296
PARAFFIN WAX . . . . . tons	977	1,050	3,524	..	580	20,621	31,850	106,895	..	25,480
PERFUMERY . . . . . value	—	—	—	—	—	122	91	204	675	378
PROVISIONS AND OILMAN'S STORES—										
Butter . . . . . cwts	17	39	19	43	6	111	259	153	567	77
Ghi . . . . .	169	557	2,788	522	244	890	3,493	18,188	7,923	2,941
Other sorts of provisions value	—	—	—	—	—	491	451	213	934	491
Total Provisions and Oilman's stores . . .	—	—	—	—	—	1,492	4,203	18,554	9,424	3,509
SEEDS . . . . . tons	36	26	37	33	42	1,076	905	1,434	1,978	2,339
SPECIMENS ILLUSTRATIVE OF NATURAL SCIENCE value	—	—	—	—	—	..	..	506	..	..
SPICES . . . . . cwts	276	385	714	412	857	540	1,089	2,145	1,715	4,077
STATIONERY (excluding paper) value	—	—	—	—	—	87	12	188	565	258
SUGAR . . . . . tons	20	12	129	16	15	505	334	3,238	880	1,127
TEA, BLACK . . . . . lbs	51,584	86,816	201,668	24,779	62,740	2,865	4,136	10,146	2,063	4,227
GREEN . . . . .	..	896	51,825	..	..	..	58	2,786	..	..
Total Tea . . . . .	51,584	87,712	253,493	24,779	62,740	2,865	4,194	12,932	2,063	4,227
TEXTILES—										
Cotton—										
Manufactures—										
Handkerchiefs and shawls in the piece no.	23,704	5,044	5,034	623	1,608	593	284	120	23	269
Hosiery . . . . . value	—	—	—	—	—	2,453	730	860	1,908	3,011
Piecegoods—										
Grey (unbleached) yards	7,975,876	5,483,876	4,995,063	3,888,392	3,207,246	81,822	45,346	111,970	140,022	123,054
White (bleached) ..	21,240	48,928	458,247	23,945	27,120	311	679	9,140	809	1,735
Coloured, printed, or dyed . . . . .	1,111,215	261,478	931,268	456,645	1,210,620	14,115	4,506	27,282	20,967	54,126
Total Piece goods . . . . .	9,108,331	3,794,232	6,384,577	4,369,162	4,444,986	96,248	50,531	148,392	161,798	178,915
Thread, sewing . . . . . lbs	50,519	13,301	22,797	37,083	54,686	3,449	1,171	1,333	5,343	6,533
Other sorts of manufactures . . . . . value	—	—	—	—	—	3,165	4,877	21,974	4,277	15,663
Total cotton manufactures (including twist and yarn) . . .	—	—	—	—	—	105,908	57,593	172,684	173,349	204,396

## No. 13—continued

## PORTUGUESE EAST AFRICA—continued

## EXPORTS THERE TO—continued

## INDIAN MERCHANDISE—continued

ARTICLES	QUANTITY					VALUE				
	1916-17	1917-18	1918-19	1919-20	1920-21	1916-17	1917-18	1918-19	1919-20	1920-21
TEXTILES—continued						£	£	£	£	£
Manufactures . . . value	—	—	—	—	—	..	..	8,400	..	..
Manufactures—										
Gunny bags . . . no.	1,080,800	1,616,100	2,368,000	1,078,658	4,428,610	26,730	44,821	90,407	50,783	203,377
" cloth . . . yards	84,100	181,000	101,000	61,500	233,000	1,481	2,653	2,854	1,872	6,545
Rope and twine . . cwts	1,020	559	1,801	385	834	1,544	1,059	5,238	1,300	2,126
Other kinds . . . value	—	—	—	—	—	..	159	..	208	266
Total Jute manufactures . .	—	—	—	—	—	29,725	48,472	98,499	60,163	212,214
(Including Twist and yarn)										
Manufactures—										
Carpets and rugs . . lbs.	1,230	2,060	5,698	2,146	482	159	253	846	1,625	152
Other sorts . . . "	—	—	—	—	—	..	..	..	..	682
REELAS (INCLUDING										
RASOLS AND SUNSHADES) no.	10,464	240	5,640	1,812	696	1,024	40	839	508	196
WOOD AND TIMBER—										
Timber, other than Railway										
sleepers—										
Teak wood . . . cubic tons	34	132	..	220	269	375	1,305	..	6,377	7,339
Other timber . . . "	..	..	..	..	24	..	..	..	..	520
SOLBS EXPORTED BY										
182 . . . value	—	—	—	—	—	796	2,294	797	1,533	2,368
OTHER ARTICLES OF										
MERCHANDISE . . . "	—	—	—	—	—	1,799	1,474	1,778	2,258	3,383
GRAND TOTAL . . . "	—	—	—	—	—	250,242	395,317	806,498	322,685	543,239

## FOREIGN MERCHANDISE

ARTICLES	QUANTITY					VALUE				
	1916-17	1917-18	1918-19	1919-20	1920-21	1916-17	1917-18	1918-19	1919-20	1920-21
PAPER (INCLUDING DRAWING						£	£	£	£	£
SHEETS, UNIFORMS, ACCOUNT						487	540	655	1,310	3,543
BOOKS, BUT EXCLUDING						21	..	86	..	1,783
PRINTING AND BOOKS AND						5	6	8	2	778
MATERIALS . . . value	—	—	—	—	—	362	83	51	1,081	2,210
HATS AND HATTANS . . . cwts	2	3	4	..	234	5	6	8	2	778
HATS . . . value	—	—	—	—	—	270	322	807	912	450
TOBACCO AND MEDICINES . . "	—	—	—	—	—	27	11	39	134	523
CIGARS AND TANNING SUB-										
STANCES . . . "	—	—	—	—	—	27	11	39	134	523
CERAMIC WARE (INCLUDING										
PORCELAIN (EXCLUDING										
PIPPERS OF BATHING WARE) . . "	—	—	—	—	—	978	686	1,579	3,120	2,166
FRUITS AND VEGETABLES . . "	—	—	—	—	—	476	341	2,754	1,078	634
CERAMIC WARE . . . "	—	—	—	—	—	2,762	992	1,463	2,710	4,284
GRAIN, PULSE, AND FLOUR—										
Rice, not in the husk . . tons	1,006	862	4	..	..	12,589	10,606	53	..	..
PEAS AND BEANS . . . cwts	79	85	198	247	229	110	126	307	661	523
CUTLERY (EXCLUDING										
CUTLERY AND ELECTRO-										
PLATED WARE) . . . value	—	—	—	—	—	2,844	399	2,058	6,063	7,209
MACHINERY AND MILLWORK . . "	—	—	—	—	—	167	..	578	244	814
ALCOHOLS . . . (gross										
of boxes) . . . gals.	7,825	14,075	16,475	20,975	23,275	574	1,393	1,979	3,337	2,752
OILS . . . gals.	5,050	750	..	12,878	26,764	413	200	..	1,945	2,693
DYES AND COLOURS . . . cwts	..	20	87	44	199	..	10	249	193	640
MACHINERY (INCLUDING										
MACHINERY AND BOATS) . . value	—	—	—	—	—	..	967	..	..	..
PAPER (EXCLUDING										
PAPER) . . . "	—	—	—	—	—	709	331	1,198	1,701	1,650
SUGAR #1 . . . . . tons	37	11	25	..	56	897	230	697	..	2,574
TEA, BLACK . . . . . lbs	4,036	3,740	12,675	5,629	14,412	901	484	678	437	1,077
" GREEN . . . . . "	1,100	2,800	24,842	..	999	87	191	1,545	..	51
GRAND TOTAL . . . "	11,998	12,240	37,517	5,629	15,372	226	625	2,223	437	11,998

PORTUGUESE EAST AFRICA  
MADAGASCAR

( 438 )

No. 13—continued

PORTUGUESE EAST AFRICA—concluded

EXPORTS THERETO—concluded

FOREIGN MERCHANDISE—continued

ARTICLES	QUANTITY					VALUE				
	1916-17	1917-18	1918-19	1919-20	1920-21	1916-17	1917-18	1918-19	1919-20	1920-21
<b>TEXTILES—</b>						£	£	£	£	£
<b>Cotton—</b>										
Manufactures—										
Handkerchiefs and shawls in the piece . . . no.	138,536	18,393	3,084	7,195	28,632	2,062	363	77	541	1,400
Hosiery . . . value	—	—	—	—	—	9,973	3,863	9,072	2,041	15,700
<b>Piece goods—</b>										
Grey (unbleached) yards	262,010	114,610	118,553	41,230	131,107	3,275	1,811	3,441	1,778	8,100
White (bleached) . . . "	330,883	156,118	169,708	84,842	122,469	6,640	3,099	5,367	3,760	8,100
Coloured, printed, or dyed . . . "	1,084,481	397,637	439,456	193,319	352,186	18,707	8,621	13,910	10,389	20,700
<b>Total Piece goods . . . "</b>	<b>1,083,374</b>	<b>668,365</b>	<b>727,717</b>	<b>319,391</b>	<b>605,762</b>	<b>28,681</b>	<b>13,431</b>	<b>22,718</b>	<b>15,927</b>	<b>37,000</b>
Thread, sewing . . . lbs	17,602	13,633	12,164	6,577	9,416	1,311	1,184	1,497	1,036	1,500
Other sorts of manufac- tures . . . value	—	—	—	—	—	1,867	1,056	927	828	1,300
<b>Total Cotton manufactures (including twist and yarn) . . . "</b>	<b>—</b>	<b>—</b>	<b>—</b>	<b>—</b>	<b>—</b>	<b>43,944</b>	<b>19,897</b>	<b>34,891</b>	<b>21,278</b>	<b>54,000</b>
Haberdashery and Millinery . . . "	—	—	—	—	—	465	163	956	185	300
Jute manufactures . . . "	—	—	—	—	—	..	..	..	..	500
<b>Silk—</b>										
Manufactures—										
Silk piece goods . . . yards	24,808	1,836	16,995	11,982	9,772	1,716	158	1,763	2,345	1,800
Woolen manufactures . . . value	—	—	—	—	—	891	77	18	1,236	170
<b>TOBACCO . . . lbs</b>	<b>412</b>	<b>..</b>	<b>3,390</b>	<b>..</b>	<b>245</b>	<b>33</b>	<b>..</b>	<b>2,156</b>	<b>..</b>	<b>..</b>
<b>TOYS AND REQUISITES FOR GAMES AND SPORTS . . . value</b>	<b>—</b>	<b>—</b>	<b>—</b>	<b>—</b>	<b>—</b>	<b>324</b>	<b>118</b>	<b>396</b>	<b>770</b>	<b>150</b>
<b>UMBRELLAS (INCLUDING PARASOLS AND SUN- SHADES) . . . no.</b>	<b>7,563</b>	<b>420</b>	<b>3,852</b>	<b>6,403</b>	<b>..</b>	<b>703</b>	<b>53</b>	<b>286</b>	<b>1,940</b>	<b>..</b>
<b>ARTICLES RE-EXPORTED BY POST . . . value</b>	<b>—</b>	<b>—</b>	<b>—</b>	<b>—</b>	<b>—</b>	<b>531</b>	<b>1,075</b>	<b>797</b>	<b>471</b>	<b>70</b>
<b>ALL OTHER ARTICLES OF MERCHANDISE . . . "</b>	<b>—</b>	<b>—</b>	<b>—</b>	<b>—</b>	<b>—</b>	<b>2,684</b>	<b>1,355</b>	<b>3,070</b>	<b>3,717</b>	<b>2,500</b>
<b>GRAND TOTAL . . . "</b>	<b>—</b>	<b>—</b>	<b>—</b>	<b>—</b>	<b>—</b>	<b>75,074</b>	<b>40,808</b>	<b>61,111</b>	<b>57,367</b>	<b>108,100</b>
<b>GRAND TOTAL OF INDIAN AND FOREIGN MER- CHANDISE . . . "</b>	<b>—</b>	<b>—</b>	<b>—</b>	<b>—</b>	<b>—</b>	<b>£ 325,316</b>	<b>436,125</b>	<b>867,609</b>	<b>380,252</b>	<b>646,000</b>

MADAGASCAR

IMPORTS THEREFROM

ARTICLES	QUANTITY					VALUE				
	1916-17	1917-18	1918-19	1919-20	1920-21	1916-17	1917-18	1918-19	1919-20	1920-21
<b>DYEING AND TANNING SUBSTANCES . . . value</b>	<b>—</b>	<b>—</b>	<b>—</b>	<b>—</b>	<b>—</b>	<b>..</b>	<b>1,027</b>	<b>..</b>	<b>666</b>	<b>..</b>
<b>HIDES AND SKINS, RAW—</b>										
Hides, raw . . . } } no.	..	36	..	..	..	..	1,633	..	..	..
<b>MACHINERY AND MILLWORK . . . value</b>	<b>—</b>	<b>—</b>	<b>—</b>	<b>—</b>	<b>—</b>	<b>..</b>	<b>21</b>	<b>110</b>	<b>30</b>	<b>1,100</b>
<b>WOOD AND TIMBER . . . "</b>	<b>—</b>	<b>—</b>	<b>—</b>	<b>—</b>	<b>—</b>	<b>510</b>	<b>162</b>	<b>229</b>	<b>2,051</b>	<b>1,000</b>
<b>ARTICLES IMPORTED BY POST . . . "</b>	<b>—</b>	<b>—</b>	<b>—</b>	<b>—</b>	<b>—</b>	<b>..</b>	<b>..</b>	<b>18</b>	<b>36</b>	<b>..</b>
<b>ALL OTHER ARTICLES OF MERCHANDISE . . . "</b>	<b>—</b>	<b>—</b>	<b>—</b>	<b>—</b>	<b>—</b>	<b>79</b>	<b>123</b>	<b>127</b>	<b>678</b>	<b>..</b>
<b>GRAND TOTAL . . . "</b>	<b>—</b>	<b>—</b>	<b>—</b>	<b>—</b>	<b>—</b>	<b>589</b>	<b>2,961</b>	<b>484</b>	<b>3,461</b>	<b>2,100</b>

No. 13—continued  
MADAGASCAR—continued  
EXPORTS THERETO

## INDIAN MERCHANDISE

ARTICLES	QUANTITY					VALUE				
	1916-17	1917-18	1918-19	1919-20	1920-21	1916-17	1917-18	1918-19	1919-20	1920-21
BOOTS AND SHOES . . . pairs	234	264	1,473	110	420	£ 23	£ 60	£ 304	£ 75	£ 205
GRAIN, PULSE, AND FLOUR—										
Pulse . . . . . tons	7	181	66	..	..	69	1,306	832	..	..
LIQUIDS—										
Kerosene . . . . . gals.	..	11,400	32,000	1,200	..	..	490	2,117	120	..
Sesamum (oil or jinjili). ..	3,846	9,526	9,452	914	2,542	457	1,247	1,432	363	760
Others . . . . . "	377	3,196	1,301	1,609	2,484	60	433	173	300	464
Total Oils . . . . . "	4,223	24,122	42,753	3,723	5,026	517	2,170	3,721	783	1,244
PROVISIONS AND OILMAN'S STORES—										
Ghi . . . . . cwts	35	266	262	40	8	181	1,814	2,439	120	156
Other sorts . . . . . value	—	—	—	—	—	47	206	543	164	54
Total Provisions and Oilman's stores . . . . . "	—	—	—	—	—	228	2,020	2,982	304	212
PEAS . . . . . cwts	203	1,350	1,448	35	180	166	1,987	1,297	46	345
PEAS . . . . . cwts	43	36	197	44	149	89	82	557	228	401
PEAS . . . . . tons	4	7	7	3	4	77	1,161	166	110	302
PEAS, BLACK . . . . . lbs	10,735	10,610	6,220	13,560	3,986	448	337	212	668	189
TEXTILES—										
Cotton—										
Manufactures—										
Piece goods—										
Grey (unbleached) . . . yards	314,893	374,764	169,337	30,900	92,436	10,334	10,665	4,635	1,560	4,304
White (bleached) . . . "	14,000	47,012	90	..	4,484	305	1,432	5	..	396
Coloured, printed, or dyed . . . . . "	681,302	509,250	37,251	3,840	21,180	12,787	11,862	1,049	200	1,933
Total Piece goods . . . . . "	1,710,195	931,026	205,728	34,740	128,110	23,376	22,969	5,739	1,760	6,632
Other sorts . . . . . value	—	—	—	—	—	293	25	227	65	623
Total cotton manufactures (including twist and yarn) . . . . . "	—	—	—	—	—	23,639	23,084	5,966	1,825	7,455
Jute—										
Manufactures—										
Gunny bags . . . . . DO.	1,278,200	745,800	1,534,575	514,100	1,930,500	28,044	16,120	51,611	20,066	71,798
UMBRELLAS including PARASOLS AND SUNSHADES . . . . . "	4,080	12,096	7,167	1,920	..	410	1,425	877	418	..
OTHER ARTICLES OF MERCHANDISE . . . . . value	—	—	—	—	—	726	1,118	1,601	1,780	2,346
GRAND TOTAL . . . . . "	—	—	—	—	—	54,436	51,764	70,346	26,000	84,641

## FOREIGN MERCHANDISE

ARTICLES	QUANTITY					VALUE				
	1916-17	1917-18	1918-19	1919-20	1920-21	1916-17	1917-18	1918-19	1919-20	1920-21
STONWARE AND PORCELAIN EXCLUDING PIPES OF BATH-TUBS . . . . . value	—	—	—	—	—	£ 319	£ 1,777	£ 2,117	£ 209	£ 964
GLASS AND GLASSWARE . . . . . "	—	—	—	—	—	242	486	670	185	1,585
IRONWARE, EXCLUDING PIPEWORK AND ELECTRO-PLATED WARE . . . . . "	—	—	—	—	—	608	456	1,117	421	2,431
TOBACCO . . . . . gross of boxes	4,725	1,500	7,400	4,703	13,900	323	123	989	910	2,269
IRON AND STEEL—										
Iron or steel—										
Nails, rivets, and washers tons	11	1	14	4	..	347	23	518	174	..
Other sorts . . . . . "	..	..	1	16	..	13	..	124	858	..
Total iron or steel . . . . . "	11	1	15	20	..	360	23	642	1,027	..

NOTE.—The sterling figures have been converted at the rate of B10 = £1 for 1919-20 and 1920-21, and B16 = £1 for earlier years.

MADAGASCAR  
REUNION

( 440 )

No. 13—continued  
MADAGASCAR—continued  
EXPORTS THERETO—continued  
FOREIGN MERCHANDISE—continued

ARTICLES	QUANTITY					VALUE				
	1916-17	1917-18	1918-19	1919-20	1920-21	1916-17	1917-18	1918-19	1919-20	1920-21
<b>OILS—</b>						£	£	£	£	£
Mineral—										
Kerosene . . . . . gals.	29,827	4,000	..	..	5,150	1,460	338	..	..	..
<b>PROVISIONS AND OILMAN'S STORES . . . . . cwt</b>	8	168	91	14	11	22	501	261	113	..
<b>SOAP . . . . . "</b>	542	1,008	1,253	218	..	851	2,859	2,903	905	..
<b>TEXTILES—</b>										
Cotton—										
Manufactures—										
Handkerchiefs and shawls in the piece . . . . . no.	48,800	..	..	..	..	610	..	..	..	..
Hosiery . . . . . value	—	—	—	—	—	1,360	2,222	104	627	1,700
Piece goods—										
Grey (unbleached) . . . . . yards	465,142	257,100	195,700	58,600	60,900	6,262	6,968	5,080	2,900	3,200
White (bleached) . . . . . "	186,153	25,183	19,227	35,127	17,753	8,273	604	579	2,670	1,500
Coloured Printed, or dyed . . . . . "	722,100	541,010	150,925	11,660	52,272	11,112	9,556	4,880	495	3,900
Fents of all descriptions . . . . . "	..	3,851	..	..	..	..	133	..	..	..
<b>Total piece goods . . . . . "</b>	<b>1,373,395</b>	<b>827,144</b>	<b>365,852</b>	<b>105,337</b>	<b>130,925</b>	<b>20,647</b>	<b>17,321</b>	<b>10,519</b>	<b>6,065</b>	<b>8,900</b>
Other sorts of manufactures . . . . . value	—	—	—	—	—	82	40	40	10	..
<b>Total Cotton manufactures (including twist and yarn) . . . . . "</b>	<b>—</b>	<b>—</b>	<b>—</b>	<b>—</b>	<b>—</b>	<b>22,649</b>	<b>19,583</b>	<b>10,668</b>	<b>6,702</b>	<b>10,400</b>
Silk manufactures . . . . . "	—	—	—	—	—	8	162	160	330	700
<b>UMBRELLAS, INCLUDING PARASOLS AND SUNSHADES, . . . . . no.</b>	<b>3,900</b>	<b>10,140</b>	<b>3,595</b>	<b>..</b>	<b>..</b>	<b>387</b>	<b>1,124</b>	<b>383</b>	<b>..</b>	<b>..</b>
<b>ALL OTHER ARTICLES OF MERCHANDISE . . . . . "</b>	<b>—</b>	<b>—</b>	<b>—</b>	<b>—</b>	<b>—</b>	<b>656</b>	<b>1,170</b>	<b>1,804</b>	<b>1,104</b>	<b>3,300</b>
<b>GRAND TOTAL . . . . . "</b>	<b>—</b>	<b>—</b>	<b>—</b>	<b>—</b>	<b>—</b>	<b>27,890</b>	<b>28,607</b>	<b>20,515</b>	<b>11,966</b>	<b>22,500</b>
<b>GRAND TOTAL OF INDIAN AND FOREIGN MERCHANDISE . . . . . "</b>	<b>—</b>	<b>—</b>	<b>—</b>	<b>—</b>	<b>—</b>	<b>82,326</b>	<b>80,371</b>	<b>90,861</b>	<b>38,875</b>	<b>107,100</b>

REUNION  
IMPORTS THEREFROM

ARTICLES	QUANTITY					VALUE				
	1916-17	1917-18	1918-19	1919-20	1920-21	1916-17	1917-18	1918-19	1919-20	1920-21
<b>ARTICLES IMPORTED BY PORT . . . . . value</b>	—	—	—	—	—	741	450	405	384	..
<b>TOTAL VALUE . . . . . "</b>	<b>—</b>	<b>—</b>	<b>—</b>	<b>—</b>	<b>—</b>	<b>741</b>	<b>450</b>	<b>405</b>	<b>384</b>	<b>..</b>

EXPORTS THERETO  
INDIAN MERCHANDISE

ARTICLES	QUANTITY					VALUE				
	1916-17	1917-18	1918-19	1919-20	1920-21	1916-17	1917-18	1918-19	1919-20	1920-21
<b>CANDLES OF ALL KINDS . . . . . lbs</b>	..	..	21,000	..	..	£	£	£	£	£
<b>FISH (EXCLUDING CANNED FISH) . . . . . cwt</b>	403	30	300	..	..	535	31	577	..	..
<b>GRAIN, PULSE, AND FLOUR—</b>										
Pulse—										
Gram . . . . . tons	130	74	73	..	..	1,339	787	828	..	..
Lentils (a) . . . . . "	—	—	234	..	1	—	—	2,837	..	..
Pulse—other sorts (b) . . . . . "	215	118	133	2	1	2,753	1,233	1,914	46	..
Rice, not in the husk . . . . . "	2,377	1	2	..	..	21,401	18	44	..	..
Other sorts . . . . . "	14	3	2	10	3	150	31	41	297	..
<b>Total Grain, Pulse, and Flour . . . . . "</b>	<b>2,766</b>	<b>196</b>	<b>455</b>	<b>12</b>	<b>5</b>	<b>25,643</b>	<b>2,119</b>	<b>5,664</b>	<b>345</b>	<b>..</b>

NOTE.—The sterling figures have been converted at the rate of R10=£1 for 1919-20 and 1920-21, and R15=£1 for earlier years.  
(a) Separately recorded from April, 1918.  
(b) Includes the figures of "Lentils" prior to April 1918.

No. 13—continued

## REUNION—continued

## EXPORTS THERETO—continued

ARTICLES	QUANTITY					VALUE				
	1916-17	1917-18	1918-19	1919-20	1920-21	1916-17	1917-18	1918-19	1919-20	1920-21
						£	£	£	£	£
OILS . . . . . gals.	7,435	747	42,462	798	.. ..	740	112	2,633	310	..
PROVISIONS AND OIL- MAN'S STORES . . . value	—	—	—	—	—	765	..	642	1,559	590
TEXTILES—										
Cotton Manufactures—										
Piece goods—										
Grey (unbleached,) yards	233,500	..	228,850	60,900	38,500	3,202	..	7,807	5,392	1,291
White (bleached) . . .	..	..	4,800	..	2,040	..	..	180	..	97
Coloured, printed, or dyed . . . . .	467,341	39,200	816,480	38,300	249,205	6,955	973	13,933	2,620	15,228
Total Piece goods . . . yards	703,841	39,200	1,080,130	129,200	379,845	10,157	973	21,920	8,012	16,716
Jute manufactures—										
Gunny bags . . . . . no.	..	..	550,000	..	420,000	..	..	22,467	..	21,549
ALL OTHER ARTICLES OF MERCHANDISE . . . value	—	—	—	—	—	733	208	1,077	1,096	1,036
GRAND TOTAL . . . . .	—	—	—	—	—	38,573	2,443	50,174	11,320	39,935

## FOREIGN MERCHANDISE

ARTICLES	QUANTITY					VALUE				
	1916-17	1917-18	1918-19	1919-20	1920-21	1916-17	1917-18	1918-19	1919-20	1920-21
						£	£	£	£	£
GLASS AND GLASSWARE . . . . .	—	—	—	—	—	..	..	..	100	552
TEXTILES—										
OILS—										
Mineral . . . . . gallons	4,500	..	8,889	..	10,221	285	..	491	..	1,250
Cotton Manufactures—										
Hosiery . . . . . value	—	—	—	—	—	1,072	..	1,045	..	2,219
Piece goods . . . . . yards	349,056	6,000	89,856	6,000	90,229	9,076	100	2,504	490	7,017
Woolen manufactures . . . value	—	—	—	—	—	412	..	..	220	1,560
ALL OTHER ARTICLES OF MERCHANDISE . . . . .	—	—	—	—	—	1,905	620	580	872	2,929
GRAND TOTAL . . . . .	—	—	—	—	—	12,757	720	6,620	1,622	16,117
GRAND TOTAL OF INDIAN AND FOREIGN MER- CHANDISE . . . . .	—	—	—	—	—	51,330	4,223	61,794	13,002	64,052

## MAURITIUS AND DEPENDENCIES

## IMPORTS THEREFROM

ARTICLES	QUANTITY					VALUE				
	1916-17	1917-18	1918-19	1919-20	1920-21	1916-17	1917-18	1918-19	1919-20	1920-21
						£	£	£	£	£
COAL, COKE, AND PATENT FUEL— Coal . . . . . tons	..	..	210	..	..	..	..	1,240	..	..
METALS AND ORES—										
Brass, Bronze, and similar alloys and manufactures thereof—										
Wrought . . . . . cwts	86	255	2	64	114	199	524	6	294	450
Copper—										
Old, for re-manufacture . .	..	124	..	..	..	..	469	..	..	..
Others . . . . .	150	231	..	45	296	524	477	..	112	224
Total Metals (excluding ores) . . . . . tons	12	30	..	5	19	723	1,740	6	507	674

NOTE.—The sterling figures have been converted at the rate of B10=£1 for 1919-20 and 1920-21, and B15=£1 for earlier years



MAURITIUS AND DEPENDENCIES—continued

IMPORTS THEREFROM—continued

ARTICLES	QUANTITY					VALUE				
	1916-17	1917-18	1918-19	1919-20	1920-21	1916-17	1917-18	1918-19	1919-20	1920-21
<b>SUGAR—</b>										
sugar, 16 Dutch Standard and above . tons	22,023	31,992	77,180	23,487	11,487	538,393	716,386	1,704,370	1,279,284	859,
" 15 Dutch Standard and below . "	20	155	..	..	117	302	1,993	..	..	10,
Molasses . . . "	2,175	506	..	..	..	8,092	1,887	..	..	..
<b>Total Sugar . . . "</b>	<b>25,118</b>	<b>32,713</b>	<b>77,180</b>	<b>23,487</b>	<b>11,604</b>	<b>547,387</b>	<b>720,271</b>	<b>1,704,370</b>	<b>1,279,284</b>	<b>869,</b>
<b>WOOD AND TIMBER . value</b>	—	—	—	—	—	2	10	..	..	1,
<b>ARTICLES IMPORTED BY POST . . . "</b>	—	—	—	—	—	320	192	422	81	1,
<b>ALL OTHER ARTICLES OF MERCHANDISE . . . "</b>	—	—	—	—	—	1,520	1,302	1,237	985	1,
<b>GRAND TOTAL . . . "</b>	<b>—</b>	<b>—</b>	<b>—</b>	<b>—</b>	<b>—</b>	<b>549,002</b>	<b>723,455</b>	<b>1,707,273</b>	<b>1,281,599</b>	<b>872,</b>

EXPORTS THERETO

INDIAN MERCHANDISE

ARTICLES	QUANTITY					VALUE				
	1916-17	1917-18	1918-19	1919-20	1920-21	1916-17	1917-18	1918-19	1919-20	1920-21
<b>ANIMALS, LIVING . . . DO.</b>	26	..	3	..	..	£ 600	£ ..	£ 33	£ ..	£ ..
<b>APPAREL (INCLUDING DRAPERY, UNIFORMS, ACCOUTREMENTS, BUT EXCLUDING HOSIERY AND BOOTS AND SHOES) value</b>	—	—	—	—	—	2,306	806	505	1,683	65
<b>BOOKS, PRINTED, AND PRINTED MATTER (NOT BEING STATIONERY), INCLUDING MAPS AND CHARTS . cwts</b>	145	20	11	13	16	528	346	73	380	3
<b>BOOTS AND SHOES . prs.</b>	4,424	1,906	200	540	6,454	307	257	123	274	2,94
<b>CANDLES OF ALL KINDS . lbs</b>	163,327	180,566	184,810	161,534	112,068	3,106	3,029	4,292	4,327	3,11
<b>CHEMICALS AND CHEMICAL PREPARATIONS (EXCLUDING CHEMICAL MANURES AND MEDICINES)—Potassium compounds—Saltpetre . . . cwts</b>	6,305	4,700	..	46,026	107,816	18,257	6,197	..	70,344	211,63
<b>Other sorts of chemicals value</b>	—	—	—	—	—	74	944	2,822	131	15
<b>Total Chemicals . . . "</b>	<b>—</b>	<b>—</b>	<b>—</b>	<b>—</b>	<b>—</b>	<b>8,331</b>	<b>7,141</b>	<b>2,822</b>	<b>70,475</b>	<b>211,78</b>
<b>COAL, COKE, AND PATENT FUEL . . . tons</b>	620	..	..	..	1,500	413	..	..	..	1,30
<b>COFFEE . . . cwts</b>	114	2,380	547	328	197	984	8,390	2,459	1,092	1,24
<b>COIR, UNMANUFACTURED . tons</b>	5	3	..	19	12	51	23	..	609	23
<b>COIR, MANUFACTURED (EXCLUDING ROPE) . . . "</b>	96	21	45	22	81	1,638	365	875	957	3,43
<b>CORDAGE AND ROPE OF VEGETABLE FIBRE (EXCLUDING JUTE AND COTTON) . . . cwts</b>	1,154	982	267	1,211	1,820	1,575	1,389	457	3,238	4,45
<b>DRUGS AND MEDICINES (EXCLUDING CHEMICALS AND NARCOTICS) . value</b>	—	—	—	—	—	2,316	2,777	17	400	2,74
<b>DYEING AND TANNING SUBSTANCES—Turmeric . . . cwts</b>	2,176	3,005	733	1,957	1,506	2,386	4,159	1,608	4,587	3,69
<b>Other sorts . . . "</b>	71	7	..	68	76	97	19	..	86	9
<b>Total Dyeing and Tanning Substances . . . "</b>	<b>2,247</b>	<b>3,012</b>	<b>733</b>	<b>2,025</b>	<b>1,582</b>	<b>2,483</b>	<b>4,173</b>	<b>1,608</b>	<b>4,653</b>	<b>3,79</b>
<b>FISH (EXCLUDING CANNED FISH)—Fish, dry, unsalted . . . "</b>	6,797	109	1,847	3,478	1,752	7,538	183	3,226	11,518	5,78
<b>FISH, dry, salted . . . "</b>	739	100	771	31	..	845	233	2,117	125	..
<b>FODDER, BRAN, AND POLLARDS (EXCLUDING OILCAKE) . value</b>	—	—	—	—	—	9,919	3,199	191	3,259	9,32

NOTE.—The sterling figures have been converted at the rate of R10=£1 for 1919-20 and 1920-21, and R15=£1 for earlier years.

No. 13—continued  
MAURITIUS AND DEPENDENCIES—continued  
EXPORTS THERE TO—continued

INDIAN MERCHANDISE—continued

ARTICLES	QUANTITY					VALUE				
	1916-17	1917-18	1918-19	1919-20	1920-21	1916-17	1917-18	1918-19	1919-20	1920-21
<b>FRUITS AND VEGETABLES—</b>						£	£	£	£	£
Fresh Fruits and Vegetables . . . value	—	—	—	—	—	368	18	..	..	2,330
Fruits and vegetables: dried, salted, or preserved, all sorts . . . tons	106	82	22	116	42	928	984	189	2,081	1,894
Total Fruits and Vegetables . . . value	—	—	—	—	—	1,296	1,002	189	2,081	3,624
<b>GLASS AND GLASSWARE . . .</b>	—	—	—	—	—	435	1,996	..	300	372
<b>GRAIN, PULSE, AND FLOUR—</b>										
Oats . . . . . tons	341	237	..	35	562	2,699	2,379	..	799	8,673
Pulse—										
Gram . . . . . "	1,907	1,450	773	783	1,310	10,286	12,674	10,296	16,082	26,333
Lentils (a) . . . . . "	—	—	1,166	132	240	—	—	17,368	3,289	8,084
Pulse other sorts (b) . . . . . "	6,948	6,668	2,426	1,969	4,285	65,076	77,472	29,782	45,425	106,326
Rice, not in the husk . . . . . "	55,302	45,552	42,249	44,099	35,842	504,959	323,007	300,218	621,462	624,237
Wheat flour . . . . . "	11,096	6,086	1,352	176	6,054	120,047	83,365	27,655	6,014	189,423
Other sorts . . . . . "	14	24	5	4	1	157	297	71	161	65
Total Grain, Pulse, and Flour . . . . .	74,700	60,017	48,001	47,198	48,300	712,224	559,094	445,334	693,222	922,034
<b>HARDWARE AND CUTLERY, INCLUDING PLATEDWARE . . . value</b>	—	—	—	—	—	680	18	..	164	1,817
<b>LEATHER—</b>										
Hides and Skins, tanned or dressed . . . . . tons or no.	2 =9,324	2 =8,854	..	2 =8,539	5 =16,892	922	1,143	..	1,884	3,328
Unwrought . . . . . cwts	..	12	..	..	53	..	327	..	..	989
Manufactures (excluding boots and shoes) . . . . . value	—	—	—	—	—	..	60	..	..	372
<b>MANURES . . . . . tons</b>	..	50	3	..	252	..	1,500	63	..	12,328
<b>METALS AND ORES . . . . .</b>	21	..	..	3	19	1,260	5	..	2,657	6,840
<b>OILS—</b>										
Vegetable, non-essential—										
Castor . . . . . gals.	81,617	77,541	17,069	59,882	44,457	8,228	8,675	2,286	21,182	10,600
Groundnut . . . . . "	98,711	130,230	98,938	101,410	81,347	9,742	17,070	10,067	36,201	8,970
Mustard or rape . . . . . "	245,109	203,990	109,481	210,637	197,977	27,764	23,921	23,249	70,647	54,683
Sesamum (oil or linseed) . . . . . "	27,940	3,208	16,227	13,652	4,780	4,780	418	2,871	5,096	144
Other sorts . . . . . "	3,775	1,250	900	1,655	323	671	298	125	723	211
Total. Vegetable, non-essential . . . . .	467,361	416,214	242,715	396,236	274,619	51,192	50,374	46,568	132,849	74,608
Other kinds . . . . . "	..	..	..	..	19	..	..	..	..	19
Total Oils . . . . .	467,361	416,214	242,715	396,236	274,638	51,192	50,374	46,568	132,849	74,627
<b>OPION . . . . .</b>	120 =175	15 =22	43 =61	23 =34	..	21,080	3,230	9,231	9,784	..
<b>PAPER AND PASTE BOARD . . . value</b>	—	—	—	—	—	16	1,080	..	10	..
<b>PROVISIONS AND OIL-MAN'S STORES—</b>										
Butter . . . . . cwts	2	110	..	..	13	10	797	..	..	159
Ghl . . . . . "	2,732	2,824	963	2,166	2,379	12,732	16,491	6,809	27,850	29,798
Lard . . . . . "	135	61	302	436	176	368	220	1,245	3,024	1,150
Other sorts of provisions value	—	—	—	—	—	171	143	156	101	707
Total Provisions and Oil-man's stores . . . . .	—	—	—	—	—	13,282	17,661	8,209	30,975	31,806
<b>SEEDS—</b>										
<b>OIL-SEEDS—</b>										
Essential—										
Coriander . . . . . tons	136	109	51	115	77	1,334	1,511	902	2,947	1,894
Cumin (other than black) . . . . . "	25	43	7	20	8	1,609	2,018	504	1,817	748
.. (black) . . . . . "	6	9	3	6	13	160	238	111	281	646
Other sorts . . . . . "	15	29	4	7	5	239	513	94	294	240
Total seeds, essential . . . . .	171	190	65	148	103	3,802	5,280	1,612	5,339	3,728

NOTE.—The sterling figures have been converted at the rate of R10-21 for 1919-20 and 1920-21, and R15-21 for earlier years.  
(a) Separately recorded from April, 1915  
(b) Includes figures of "Lentils" prior to April, 1915

MAURITIUS AND DEPENDENCIES—continued

EXPORTS THERE TO—continued

INDIAN MERCHANDISE—concluded

ARTICLES	QUANTITY					VALUE				
	1916-17	1917-18	1918-19	1919-20	1920-21	1916-17	1917-18	1918-19	1919-20	1920-21
<b>SEEDS—continued</b>						£	£	£	£	£
<b>Oil seeds—continued</b>										
Vegetable, non-essential— Groundnuts . . . Tons	7	19	..	..	41	80	212	..	..	8
Linseed . . . "	9	16	10	11	9	127	272	157	525	31
Mustard . . . "	80	81	12	7	35	344	328	182	263	1,07
Other sorts . . . "	22	84	23	10	25	387	568	467	580	51
<b>Total seeds, non-essential . . . "</b>	<b>68</b>	<b>100</b>	<b>45</b>	<b>28</b>	<b>110</b>	<b>888</b>	<b>1,375</b>	<b>806</b>	<b>1,368</b>	<b>2,41</b>
Other than oil-seeds . . . "	7	3	2	2	..	81	45	20	66	1
<b>Total Seeds . . . "</b>	<b>246</b>	<b>293</b>	<b>112</b>	<b>178</b>	<b>218</b>	<b>4,861</b>	<b>6,700</b>	<b>2,439</b>	<b>6,773</b>	<b>6,34</b>
SOAP . . . cwt	1,218	10	1,411	..	..	1,598	20	1,771	..	..
<b>SPICES—</b>										
Botanits . . . "	372	693	112	262	90	577	1,200	185	563	21
Chillies . . . "	2,285	2,853	1,251	3,322	1,557	2,319	2,920	1,965	12,564	2,37
Pepper . . . "	367	1,100	315	98	204	1,017	3,755	1,080	583	1,75
Other sorts . . . "	251	181	13	81	179	419	474	74	504	97
<b>Total Spices . . . "</b>	<b>3,225</b>	<b>4,327</b>	<b>1,691</b>	<b>3,763</b>	<b>2,030</b>	<b>4,332</b>	<b>8,349</b>	<b>3,304</b>	<b>14,214</b>	<b>6,23</b>
TALLOW AND STEARINE . . . "	11	..	..	257	..	25	..	..	1,400	..
TEA, BLACK . . . lbs	48,983	16,632	12,132	35,487	31,510	1,741	565	491	1,765	1,36
<b>TEXTILES—</b>										
<b>Cotton—</b>										
Twist and yarn . . lbs	4,873	11,221	1,200	617	1,192	152	547	107	115	11
Manufactures— Handkerchief and Shawls in the piece no.	750	..	1,728	1,200	6,355	12	..	53	72	1,06
Hosiery . . . value	—	—	—	—	—	60	15	2,905	450	23
<b>Piece goods—</b>										
Grey (unbleached) . yards	2,012,780	2,479,990	2,177,020	801,720	1,178,478	17,299	50,851	52,229	43,578	60,631
White (bleached) . . "	4,774	104,830	352,360	97,900	30,017	138	2,605	11,019	4,806	2,432
Coloured, printed, or dyed . . . "	629,153	834,826	3,139,005	497,874	1,235,609	10,871	21,094	109,800	24,325	74,337
<b>Total Piece goods . . . "</b>	<b>2,646,707</b>	<b>3,419,646</b>	<b>5,668,385</b>	<b>1,397,494</b>	<b>2,444,001</b>	<b>23,308</b>	<b>74,050</b>	<b>173,048</b>	<b>72,709</b>	<b>137,769</b>
Other sorts of manu- factures . . . value	—	—	—	—	—	970	496	100	585	65
<b>Total Cotton manufactures (including twist and yarn) . . . "</b>	<b>—</b>	<b>—</b>	<b>—</b>	<b>—</b>	<b>—</b>	<b>29,502</b>	<b>75,108</b>	<b>176,213</b>	<b>73,031</b>	<b>138,239</b>
<b>Jute—</b>										
Manufactures— Gunny bags . . . no.	5,019,100	2,094,000	2,783,000	3,315,200	4,110,500	135,809	58,422	97,048	183,617	202,114
Rope and twine . . cwt	1,094	881	185	425	123	1,382	578	620	1,506	242
Other kinds . . . value	—	—	—	—	—	89	43	64	..	..
<b>Total Jute Manu- factures (including Twist and yarn) . . . "</b>	<b>—</b>	<b>—</b>	<b>—</b>	<b>—</b>	<b>—</b>	<b>137,280</b>	<b>59,038</b>	<b>97,732</b>	<b>185,123</b>	<b>202,366</b>
TOMACCO . . . lbs	16,198	8,892	17,098	..	21,094	773	448	615	..	1,886
UMBRELLAS, INCLUDING PARASOLS AND SUN- SHADES . . . no.	3,840	5,700	14,984	1,200	744	433	793	2,782	400	316
<b>WOOD AND TIMBER—</b>										
Timber, other than rail- way sleepers— Teak wood . . . cubic tons	180	..	..	276	2,509	1,440	..	..	2,880	9,536
Manufactures of wood (other than furniture and cabinetware) value	—	—	—	—	—	52	43	8	821	123
<b>ARTICLES EXPORTED BY POST . . . "</b>	<b>—</b>	<b>—</b>	<b>—</b>	<b>—</b>	<b>—</b>	<b>23,027</b>	<b>5,530</b>	<b>5,892</b>	<b>3,222</b>	<b>73,859</b>
<b>ALL OTHER ARTICLES OF MERCHANDISE . . . "</b>	<b>—</b>	<b>—</b>	<b>—</b>	<b>—</b>	<b>—</b>	<b>2,946</b>	<b>1,553</b>	<b>1,104</b>	<b>2,544</b>	<b>6,346</b>
<b>GRAND TOTAL . . . "</b>	<b>—</b>	<b>—</b>	<b>—</b>	<b>—</b>	<b>—</b>	<b>1,053,291</b>	<b>823,491</b>	<b>822,510</b>	<b>1,271,043</b>	<b>1,771,326</b>

NOTE.—The sterling figures have been converted at the rate of Rs10—£1 for 1919-20 and 1920-21, and Rs15—£1 for 1916-17.

No. 13—continued  
 MAURITIUS AND DEPENDENCIES—concluded  
 EXPORTS THERE TO—concluded

ARTICLES	QUANTITY					VALUE				
	1916-17	1917-18	1918-19	1919-20	1920-21	1916-17	1917-18	1918-19	1919-20	1920-21
						£	£	£	£	£
APPAREL (INCLUDING DRAPERY, UNIFORMS, AND ACCOUTREMENTS, BUT EXCLUDING HOSIERY AND BOOTS AND SHOES) . . . . . value	—	—	—	—	—	—	—	—	—	—
CANDLES OF ALL KINDS . . . . . lbs	2,312	7,878	21,320	..	..	385	68	221	706	2,569
CHEMICALS AND CHEMICAL PREPARATIONS (excluding CHEMICAL MANURES AND MEDICINES) . . . . . value	—	—	—	—	—	53	169	1,019	..	..
CLOCKS AND WATCHES . . . . . "	—	—	—	—	—	28	401	584	6,285	143
Outery . . . . . "	—	—	—	—	—	194	..	84	567	250
DRUGS AND MEDICINES (EXCLUDING CHEMICALS AND NARCOTICS) . . . . . "	—	—	—	—	—	108	..	182	424	1,578
DYEING AND TANNING SUBSTANCES . . . . . "	—	—	—	—	—	1,250	844	374	2,721	3,438
EARTHENWARE AND PORCELAIN (EXCLUDING PIPES OF EARTHENWARE) . . . . . "	—	—	—	—	—	7	8	12	1,013	281
FRUITS AND VEGETABLES . . . . . "	—	—	—	—	—	1,784	1,230	4,908	287	1,597
GLASS AND GLASSWARE . . . . . "	—	—	—	—	—	593	925	117	421	286
GRAIN, PULSE, AND FLOUR—Rice, not in the husk . . . . . tons	126	3	..	..	..	1,425	30	..	..	..
HARDWARE (EXCLUDING CUTLERY AND ELECTROPLATED WARE) . . . . . value	—	—	—	—	—	1,106	87	239	1,554	6,699
MATCHES . . . . . gross of boxes	3,500	..	..	6,350	150	237	..	..	649	30
MATS AND MATTING (EXCEPT COIR AND RUBBER) . . . . . sq. yards	3,532	870	10,741	2,700	1,050	132	72	667	300	120
METALS AND ORES . . . . . tons	110	15	11	2	3	3,608	542	2,044	358	1,042
OIL-CLOTH AND FLOOR-CLOTH . . . . . sq. yards	7,681	..	..	246	..	557	..	..	245	..
PAPER AND PASTE BOARD . . . . . value	—	—	—	—	—	3,905	4,212	1,019	65	2
PROVISIONS AND OILMAN'S STORES . . . . . cwt	162	574	360	35	..	122	758	1,023	167	..
SOAP . . . . . "	5,974	693	314	..	..	8,225	1,335	880	..	..
STATIONERY (EXCLUDING PAPER) . . . . . value	—	—	—	—	—	1,024	425	828	472	518
TEXTILES—										
Cotton—										
Manufactures—										
Hosiery . . . . . "	—	—	—	—	—	1,055	768	7,077	3,030	3,068
Piece goods—										
Grey (unbleached) yards	95,070	245,420	415,300	89,610	73,000	1,320	5,581	15,363	4,149	4,711
White (bleached) . . . . . "	256,944	478,374	796,874	208,750	248,446	3,940	12,088	22,694	9,396	15,068
Coloured, printed, or dyed . . . . . "	614,812	324,070	479,363	84,890	392,103	14,268	12,811	22,348	5,240	66,173
Fents of all descriptions . . . . . "	..	..	..	1,000	..	..	..	..	100	..
Total Cotton Piece goods . . . . . "	966,826	1,043,764	1,690,537	384,250	715,549	19,528	32,081	60,408	18,924	84,948
Other sorts of manufactures . . . . . value	—	—	—	—	—	406	188	737	200	429
Total Cotton manufactures (including twist and yarn) . . . . . "	—	—	—	—	—	20,080	33,037	68,310	22,184	86,409
Flax—										
Manufactures—										
Canvas . . . . . yards	..	..	1,600	..	..	..	..	593	..	..
Haberdastry and Millinery . . . . . value	—	—	—	—	—	309	86	251	200	365
Silk manufactures . . . . . "	—	—	—	—	—	1,645	1,189	2,460	2,210	2,403
Woolen manufactures . . . . . "	—	—	—	—	—	2,404	240	523	3,505	10,486
Other textile manufactures . . . . . "	—	—	—	—	—	..	..	..	..	865
TOYS AND REQUISITES FOR GAMES AND SPORTS (INCLUDING FISHING TACKLE, OTHER THAN FIREARMS) . . . . . "	—	—	—	—	—	333	123	544	78	330
UMBRELLAS, INCLUDING PARASOLS AND SUN-SEADERS . . . . . no.	3,604	11,160	1,306	940	7,252	817	1,642	515	320	2,519
ARTICLES RE-EXPORTED BY POST . . . . . "	—	—	—	—	—	2,275	898	27	476	2,293
ALL OTHER ARTICLES OF MERCHANDISE . . . . . "	—	—	—	—	—	2,745	1,592	2,121	2,064	2,904
GRAND TOTAL . . . . . "	—	—	—	—	—	60,282	62,146	91,070	60,828	115,023
GRAND TOTAL OF INDIAN AND FOREIGN MERCHANDISE . . . . . "	—	—	—	—	—	1,112,553	890,637	914,580	1,222,581	1,892,226

NOTE.—The sterling figures have been converted at the rate of £10=£1 for 1919-20 and 1920-21, and £15=£1 for earlier years

No. 13—continued  
GERMAN EAST AFRICA  
IMPORTS THEREFROM

ARTICLES	QUANTITY					VALUE				
	1916-17	1917-18	1918-19	1919-20	1920-21	1916-17	1917-18	1918-19	1919-20	1920-21
OLIVE (a) . . . . . cwt	—	—	—	—	182	£	£	£	£	£
GUMS AND RESINS . . . . . "	..	..	710	..	..	..	..	1,420	..	..
IVORY—										
Unmanufactured . . . . . lbs	..	112	28	3,783	16,169	..	57	15	1,623	11,211
MINERALS (excluding ORES) . . . . . tons	..	..	2	14	15	..	4	136	1,260	78
PROVISIONS AND OILMAN'S STORES (including FISH AND FRUITS AND VEGETABLES, CANNED OR BOTTLED) . . . . . value	—	—	—	—	—	..	..	..	4,132	29,822
TEXTILES—										
Cotton—										
Raw . . . . . tons	..	232	..	115	133	..	31,635	..	29,743	29,311
ALL OTHER ARTICLES OF MERCHANDISE . . . . . value	—	—	—	—	—	..	382	446	568	4,911
GRAND TOTAL . . . . . "	—	—	—	—	—	..	32,578	2,017	37,326	78,022

EXPORTS THERETO

INDIAN MERCHANDISE

ARTICLES	QUANTITY					VALUE				
	1916-17	1917-18	1918-19	1919-20	1920-21	1916-17	1917-18	1918-19	1919-20	1920-21
BOOTS AND SHOES . . . . . pairs	..	2,254	2,363	3,234	1,680	..	459	277	503	438
Cable manufactured (excluding rope) . . . . . tons	1	27	6	1	16	6	424	82	34	58
FRUITS AND VEGETABLES—										
Fresh fruits and vegetables—										
Fresh vegetables of all kinds . . . . . value	—	—	—	—	—	190	1,076	503	..	..
Furniture and cabinetware . . . . . "	—	—	—	—	—	100	35	36	5	807
GRAIN, PULSE, AND FLOUR—										
Jawar and bajra . . . . . tons	2	61	24	3	14	23	560	217	82	363
Pulse . . . . . "	23	149	56	10	17	226	1,533	631	298	483
Rice, not in the husk . . . . . "	13	2,007	1,884	1,958	338	121	25,237	25,139	39,045	7,496
Wheat . . . . . "	4	52	7	..	..	30	693	85	..	..
" flour . . . . . "	72	206	647	314	350	902	3,893	10,122	10,448	11,767
Othersorts . . . . . "	..	..	1	1	..	..	..	10	14	30
Total Grain, Pulse, and Flour . . . . . "	114	3,076	2,610	2,286	719	1,311	30,975	36,204	49,588	20,146
PIECES										
LEATHER—										
Hides and Skins, tanned or dressed . . . . . (tons) (mtd.)	..	7	..	1	1,330	..	1,000	..	223	620
MINERALS AND ORES . . . . . tons	..	12	9	4	3	..	383	300	447	545
OILS . . . . . gals.	3,000	9,180	3,649	5,824	699	333	1,214	477	1,239	464

NOTE.—The sterling figures have been converted at the rate of R10=£1 for 1919-20 and 1920-21, and R15=£1 for earlier years  
(a) Separately recorded from April, 1920

No. 13—continued  
 GERMAN EAST AFRICA—continued  
 EXPORTS THERETO—continued

## INDIAN MERCHANDISE—continued

ARTICLES	QUANTITY					VALUE				
	1916-17	1917-18	1918-19	1919-20	1920-21	1916-17	1917-18	1918-19	1919-20	1920-21
						£	£	£	£	£
<b>PROVISIONS AND OILMAN'S STORES—</b>										
Butter . . . . cwt	20	532	267	83	121	147	3,920	1,997	997	1,544
Ghi . . . . "	..	695	74	111	38	..	4,552	495	1,511	656
Other sorts of provisions value	—	—	—	—	—	56	632	216	182	180
<b>Total Provisions and oilman's stores</b> . . . . "	—	—	—	—	—	203	9,104	2,608	2,690	2,400
<b>SEEDS . . . . tons</b>	2	26	13	11	8	48	267	289	643	538
<b>SPICES—</b>										
Pepper . . . . cwt	12	229	108	115	115	23	587	200	522	454
Other sorts . . . . "	51	363	190	195	164	66	655	419	681	602
<b>Total Spices</b> . . . . "	63	592	298	310	279	90	1,242	728	1,109	1,056
Stationery (excluding paper) value	—	—	—	—	—	..	145	158	244	501
<b>SUGAR . . . . tons</b>	3	23	14	8	4	70	558	272	404	226
<b>TEA, BLACK . . . . lbs</b>	..	24,210	27,729	31,260	19,300	..	1,352	1,067	2,071	1,517
<b>TEXTILES—</b>										
<b>Cotton—</b>										
<b>Manufactures—</b>										
<b>Piece goods—</b>										
Grey (unbleached) . yards	98,250	185,180	600,372	1,218,126	2,841,253	1,295	2,630	15,844	52,258	126,509
White (bleached) . . "	..	..	..	2,000	2,897	..	..	..	100	191
Coloured, printed, or dyed . . . . "	2,000	48,110	210,275	122,579	992,599	40	1,276	2,308	5,907	48,720
<b>Total Piece goods</b> . . . . "	100,250	233,290	910,647	1,342,705	3,843,549	1,335	5,215	25,244	58,255	185,489
Other sorts of manufactures . . . . value	—	—	—	—	—	60	50	1,072	655	4,928
<b>Total Cotton manufactures (including twist and yarn)</b> . . . . "	—	—	—	—	—	1,395	5,721	26,312	58,920	190,417
<b>JOUTE—</b>										
<b>Manufactures—</b>										
Gunny bags . . . . no.	..	..	2,000	22,000	126,750	..	..	108	1,960	10,215
.. cloth . . . . yards	..	..	8,000	26,200	127,000	..	..	158	1,208	2,626
<b>ALL OTHER ARTICLES OF MERCHANDISE . . . . value</b>	—	—	—	—	—	486	222	871	121	2,725
<b>GRAND TOTAL</b> . . . . "	—	—	—	—	—	4,328	56,940	72,244	125,969	222,120

NOTE.—The sterling figures have been converted at the rate of R10=£1 for 1919-20 and 1920-21, and R15=£1 for earlier years.

No. 13—continued  
 GERMAN EAST AFRICA—concluded  
 EXPORTS THERETO—concluded

FOREIGN MERCHANDISE

ARTICLES	QUANTITY					VALUE				
	1916-17	1917-18	1918-19	1919-20	1920-21	1916-17	1917-18	1918-19	1919-20	1920-21
APPAREL (INCLUDING DRESSERY, UNIFORMS, ACCOUTREMENTS BUT EXCLUDING HOSIERY AND BOOTS AND SHOS) . . . value	—	—	—	—	—	..	359	19	511	6
BUILDING AND ENGINEERING MATERIALS . . . "	—	—	—	—	—	123	215	360	609	..
Cutlery . . . "	—	—	—	—	—	..	..	148	50	1,2
Earthen ware and porcelain . . . "	—	—	—	—	—	140	207	270	142	1,2
FRUITS AND VEGETABLES—										
Fruits and vegetables: dried, salted, or preserved . . . tons	..	10	2	4	8	9	419	200	442	2
GLASS AND GLASSWARE . . . value	—	—	—	—	—	27	111	311	560	1,0
HARDWARE (EXCLUDING OUTLETT AND ELECTROPLATED WARE) . . . "	—	—	—	—	—	351	86	154	505	2,2
Liquors . . . gals	..	..	..	297	132	..	..	..	665	2
Machinery and millwork . . . value	—	—	—	—	—	..	..	..	315	3,6
MATCHES . . . of boxes	..	7,006	8,416	..	2,000	..	819	1,119	..	34
Metals and Ores . . . tons	..	6	2	9	55	..	91	80	992	2,87
Oils . . . gals.	12,108	..	..	106,450	93,856	600	..	..	8,655	6,87
PAPER AND PAPERBOARD . . . value	—	—	—	—	—	47	2,307	232	244	53
PROVISIONS AND OILMAN'S STORES . . . cwts	4	174	172	10	30	7	169	923	108	1
Stationery (excluding paper) . . . value	—	—	—	—	—	..	68	47	267	66
SUGAR . . . tons	37	310	67	242	70	830	8,363	1,486	12,153	6,01
TEXTILES—										
Cotton—										
Manufactures—										
Hosiery . . . value	—	—	—	—	—	84	363	1,174	886	1,20
Piece goods—										
Grey (unbleached) . . . yards	34,200	197,100	221,975	196,500	202,120	657	3,511	5,749	10,640	16,45
White (bleached) . . . "	..	10,000	5,000	11,620	5,678	..	267	125	500	68
Coloured, printed, or dyed . . . "	30,000	12,900	184,788	43,275	165,750	380	368	5,628	1,974	6,41
Total Piece goods . . . "	64,200	226,006	412,363	250,595	463,548	1,037	4,146	11,602	13,174	23,551
Other sorts of manufactures . . . value	—	—	—	—	—	20	167	324	130	1,43
Total Cotton manufactures (including twist and yarn) . . . "	—	—	—	—	—	1,141	4,676	13,000	14,190	25,34
Haberdashery and millinery . . . "	—	—	—	—	—	..	15	13	30	53
Silk manufactures . . . "	—	—	—	—	—	..	588	72	1,070	1,68
ALL OTHER ARTICLES OF MERCHANDISE . . . value	—	—	—	—	—	111	1,284	910	815	3,57
GRAND TOTAL . . . "	—	—	—	—	—	3,386	19,832	19,383	44,409	60,36
GRAND TOTAL OF INDIAN AND FOREIGN MERCHANDISE . . . "	—	—	—	—	—	7,734	76,692	91,687	170,278	264

NOTE.—The sterling figures have been converted at the rate of R10=£1 for 1919-20 and 1920-21, and R15=£1 for earlier years.

No. 13—continued  
ZANZIBAR AND PEMBA  
IMPORTS THEREFROM

ARTICLES	QUANTITY					VALUE				
	1916-17	1917-18	1918-19	1919-20	1920-21	1916-17	1917-18	1918-19	1919-20	1920-21
APPAREL (excluding HOSIERY AND BOOTS AND SHOES) value	—	—	—	—	—	£	£	£	£	£
BOOTS AND SHOES— Of leather pairs	—	—	—	—	—	30	4	24	2,339	235
COFFEE other than ROASTED OR GROUND cwt	—	1	—	2,512	558	—	1	—	1,844	441
DRUGS AND MEDICINES (excluding CHEMICALS AND NARCOTICS) value	—	549	—	118	606	—	1,812	—	582	1,704
DYEING AND TANNING SUBSTANCES	—	—	—	—	—	6	253	217	5,480	1,100
GUMS AND RESINS cwt	—	—	—	—	—	363	436	—	2	1
HORNS, TIPS AND PIECES OF HORN AND HORRMEAL	51	152	173	544	22	218	567	672	2,028	168
IVORY— Unmanufactured lbs	4	3	1	18	10	308	221	162	2,201	1,248
NETALS (excluding ORES) tons	12,821	11,181	24,248	57,555	31,434	2,927	5,132	11,305	44,388	20,530
PAINTS AND PAINTERS' MATERIALS— Paints and colours cwt	—	—	—	—	—	—	—	—	—	—
PAPER AND PAPERBOARD value	—	—	132	1,358	—	—	—	578	7,769	—
PROVISIONS AND OILMAN'S STORES (including FISH AND FRUITS AND VEGETABLES, CANNED OR BOTTLED— Ghi cwt	—	—	—	—	—	—	—	—	—	—
Milk, condensed and preserved, including milk cream	—	—	—	2,046	1,272	—	—	—	19,149	9,544
Other sorts of provisions	—	1	—	741	—	112	75	27	5,065	854
Total provisions and Oilman's stores value	—	—	—	—	—	112	77	27	24,242	9,900
RUBS tons	3	50	157	34	159	59	501	2,400	1,242	4,200
SHELLS AND COWRIES— Shells— Tortoise-shell (including nakhla or nakh) lbs	5,278	5,708	7,126	11,914	8,179	1,234	1,497	1,498	4,548	2,424
Other kinds cwt	1,494	—	—	337	639	410	—	—	237	435
Total Shells and Cowries value	—	—	—	—	—	1,694	1,497	1,498	4,785	3,019
OAP cwt	—	1	193	480	8	—	5	570	1,260	20
SPICES— Cloves	95,820	72,972	106,368	80,561	56,809	242,827	257,188	265,549	529,737	327,359
Other sorts	800	129	138	194	250	708	401	980	745	1,907
Total Spices	96,120	73,101	106,506	80,655	57,059	244,535	258,089	266,529	530,482	329,166
TEXTILES— Cotton— Raw tons	—	400	708	289	160	—	42,918	123,211	81,558	22,562
Cotton manufactures— Piece-goods— White (bleached) yards	20,000	123,980	44,327	316,459	70,783	499	2,798	2,524	11,961	2,116
Coloured, printed, or dyed	614	17,816	51,307	779,928	96,356	15	768	1,851	56,622	9,962
Artificial silk— Piece-goods, of cotton and artificial silk	—	—	—	18,706	—	—	—	—	1,168	—
ORACOO— Manufactured— Cigarettes lbs	—	4,134	5,955	2,602	2,250	—	1,050	1,486	454	958
UMBRELLAS AND UMBRELLA FITTINGS value	—	—	—	—	—	—	1	—	2,005	—
FOOD AND FEEDING ARTICLES IMPORTED BY POST	—	—	—	—	—	175	6	749	462	2,856
ALL OTHER ARTICLES OF MERCHANDISE	—	—	—	—	—	294	1,921	2,521	2,429	2,071
GRAND TOTAL	—	—	—	—	—	237,296	322,098	520,964	606,564	429,424

## EXPORTS THEREFROM

## INDIAN MERCHANDISE

ARTICLES	QUANTITY					VALUE				
	1916-17	1917-18	1918-19	1919-20	1920-21	1916-17	1917-18	1918-19	1919-20	1920-21
ANIMALS, LIVING no.	105	—	175	—	8	£ 846	£ —	£ 1,240	£ —	£ 142
APPAREL (EXCLUDING HOSIERY AND BOOTS AND SHOES) value	—	—	—	—	—	261	677	1,182	2,420	418
BOOKS, PRINTED, AND PRINTED MATTER (NOT BEING STATIONERY), INCLUDING MAPS AND CHARTS cwt	97	31	76	122	51	696	220	452	1,719	1,141
BOOTS AND SHOES pairs	3,606	6,274	2,259	15,141	9,199	262	777	421	2,460	2,076
BUILDING AND ENGINEERING MATERIALS value	—	—	—	—	—	—	26	117	619	612
BUNDLES OF ALL KINDS OF— Manufactured (excluding rope) tons	17,327	40,423	14,927	17,688	43,535	321	1,062	471	874	2,121
DRUGS AND MEDICINES (excluding CHEMICALS) value	7	15	29	1	10	84	219	540	29	296
	—	—	—	—	—	146	227	648	1,227	761

NOTE.—The sterling figures have been converted at the rate of £10=₹1 for 1919-20 and 1920-21, and £15=₹1 for earlier years.



ZANZIBAR AND PEMBA—continued

EXPORTS THERE TO—continued

INDIAN MERCHANDISE—continued

ARTICLES	QUANTITY					VALUE				
	1916-17	1917-18	1918-19	1919-20	1920-21	1916-17	1917-18	1918-19	1919-20	1920-21
<b>DYEING AND TANNING SUBSTANCES—</b>						£	£	£	£	
Turmeric . . . cwt	1,060	618	279	660	623	1,029	672	353	1,276	
Other sorts . . . "	"	6	26	24	4	"	9	95	60	
Total Dyeing and Tanning substances . . . "	1,060	624	305	684	627	1,029	681	448	1,336	
<b>FISH (EXCLUDING CANNED FISH)</b> . . . "	329	260	616	82	"	353	241	606	189	
<b>FRUITS AND VEGETABLES—</b>										
Fresh Fruits and Vegetables of all kinds . . . value	—	—	—	—	—	2,420	1,236	1,006	213	
Other sorts . . . "	—	—	—	—	—	478	479	501	521	
Total Fruits and Vegetables . . . "	—	—	—	—	—	2,898	1,705	1,507	1,034	
<b>FURNITURE AND CABINET-WARE</b> . . . "	—	—	—	—	—	2,296	1,145	698	5,061	
<b>GRAIN, PULSE, AND FLOUR—</b>										
Jawar and bifta . . . ton	235	436	533	67	72	1,872	3,830	6,253	1,724	
Pulse—										
Beans (a) . . . "	—	—	21	3	—	—	—	210	53	
Gram . . . "	70	83	71	54	47	626	872	739	1,258	
Lentils (a) . . . "	—	—	46	26	28	—	—	571	645	
Pulse other sorts (b) . . . "	299	506	249	49	38	3,160	5,692	3,076	1,212	
Total Pulse . . . "	869	694	337	132	113	3,786	6,564	4,596	3,168	
Rice, not in the husk . . . "	19,357	8,964	12,667	8,914	6,169	167,083	102,717	166,746	121,395	109,111
Wheat . . . "	808	207	203	229	277	3,804	2,726	3,309	7,377	10,111
" flour . . . "	1,619	1,815	1,350	1,163	1,552	20,401	24,842	24,068	38,054	50,111
Other sorts . . . "	16	6	15	7	8	132	54	140	253	111
Total Grain, Pulse, and Flour . . . "	21,004	12,022	15,155	10,512	8,191	197,173	140,738	205,112	171,971	175,111
<b>HARDWARE AND CUTLERY, INCLUDING PLATED WARE</b> . . . value	—	—	—	—	—	536	63	410	940	2,111
<b>LEATHER—</b>										
Hides and Skins, tanned or dressed . . . tons	7	10	5	9	6	—	—	—	—	—
Unwrought . . . cwt	3,774	2,640	1,736	4,645	3,825	7	1,817	1,079	3,319	1,111
<b>METALS AND ORES—</b>										
Brass, Bronze, and similar alloys . . . cwt	72	4	—	73	52	453	31	3	981	1,111
Copper . . . "	107	5	5	89	38	688	23	62	1,190	1,111
Iron and Steel . . . tons	14	11	37	30	45	366	353	1,538	1,723	1,111
Others . . . cwt	—	4	—	—	5	—	—	—	10	1,111
Total Metals and Ores . . . tons	28	12	37	38	50	1,507	411	1,603	3,909	4,111
<b>OILS</b> . . . gals.	1,644	7,983	2,623	8,674	872	442	1,231	365	1,472	1,111
<b>PROVISIONS AND OILMAN'S STORES—</b>										
Butter . . . cwt	1,138	831	220	232	116	7,747	5,794	1,312	2,934	1,111
Ghi . . . "	185	354	409	314	171	875	1,904	2,969	4,533	1,111
Other sorts of provisions value	—	—	—	—	—	439	676	294	568	1,111
Total Provisions and Oilman's Stores . . . "	—	—	—	—	—	9,111	8,304	5,045	8,035	4,111
<b>SEEDS—</b>										
Oil-seeds—										
Essential—										
Cumin (other than black) . . . tons	49	33	14	35	29	2,379	1,841	698	2,698	1,111
Other sorts . . . "	43	23	23	18	20	809	471	494	779	1,111
Total Seeds, essential . . . "	92	56	37	53	49	3,688	2,312	1,192	3,477	1,111
Vegetable, non-essential—										
Copa or coconut kernel . . . "	—	—	43	—	—	—	—	642	—	—
Other sorts . . . "	6	2	3	4	1	98	37	73	164	1,111
Total Seeds, non-essential . . . "	6	2	46	4	1	98	37	720	164	1,111
Other than seeds . . . "	1	—	—	—	—	—	—	—	—	—
Total Seeds . . . "	99	58	83	57	50	3,786	2,349	1,912	3,641	4,111
<b>SOAP</b> . . . "	862	754	232	20	33	666	767	320	15	1,111

NOTE.—The sterling figures have been converted at the rate of R10=£1 for 1919-20 and 1920-21, and R15=£1 for earlier years.  
 (a) Separately recorded from April, 1918  
 (b) Includes "Lentils" prior to April, 1918

No. 13—continued

## ZANZIBAR AND PEMBA—continued

## EXPORTS THERETO—continued

## INDIAN MERCHANDISE—concluded

ARTICLES	QUANTITY					VALUE				
	1916-17	1917-18	1918-19	1919-20	1920-21	1916-17	1917-18	1918-19	1919-20	1920-21
<b>SPICES—</b>						£	£	£	£	£
Betelnuts . . . cwt	65	278	74	63	72	241	381	111	209	323
Cardamoms . . . "	32	33	40	53	31	435	870	886	618	357
Ginger . . . "	573	824	125	507	404	933	561	236	1,831	1,147
Pepper . . . "	556	450	116	474	470	1,512	1,385	363	2,117	1,531
Other sorts . . . "	66	75	103	97	16	93	54	167	232	52
Total Spices . . . "	1,292	1,158	458	1,194	981	3,114	2,081	1,255	4,507	3,370
<b>STATIONERY (EXCLUDING PAPER)</b> . . . value	—	—	—	—	—	308	680	515	1,333	838
<b>SUGAR—</b>										
Sugar, 16 Dutch standard and above . . . tons	71	55	38	31	44	1,959	1,606	1,063	1,577	2,147
Sugar, 15 Dutch standard and below . . . "	17	19	13	8	11	337	325	231	312	501
Confectionary . . . "	..	..	1	..	..	2	..	47	2	..
Total Sugar . . . "	88	74	47	39	55	2,298	1,931	1,341	1,891	2,648
<b>TEA—</b>										
Black . . . lbs	121,135	148,327	136,366	143,725	89,013	7,427	9,308	7,854	14,355	5,105
<b>TEXTILES—</b>										
<b>Cotton—</b>										
Raw . . . tons	..	9	4	2	6	7	309	203	320	600
Manufactures—										
Twist and yarn . . . lbs	54,730	23,300	78,452	38,820	58,438	1,824	1,235	3,982	4,355	6,028
Handkerchiefs and shawls in the piece . . . no.	19,836	5,760	17,708	10,980	17,965	396	116	620	482	1,161
Hosiery . . . value	—	—	—	—	—	2,678	800	378	748	210
Piece goods—										
Grey (unbleached) . . . yards	5,052,136	2,192,527	1,129,256	2,781,108	2,458,784	70,293	41,689	21,427	127,834	116,617
White (bleached) . . . "	48,180	47,520	38,840	6,666	36,981	1,094	1,882	1,444	467	1,667
Coloured, printed, or dyed . . . "	1,331,159	584,783	1,356,109	399,499	960,750	23,956	11,754	11,254	20,228	52,728
Total Piece goods . . . "	6,431,475	2,824,810	1,524,205	3,187,267	3,456,515	95,343	55,125	44,165	148,604	171,019
Other sorts of manufactures . . . value	—	—	—	—	—	727	573	587	2,650	2,342
Total Cotton manufactures (including twist and yarn) . . . "	—	—	—	—	—	101,173	57,908	49,609	156,839	180,680
<b>Jute—</b>										
Manufactures—										
Gunny bags . . . no.	90,500	313,710	66,100	606,650	520,550	2,670	10,620	2,905	21,641	20,227
Other sorts . . . value	—	—	—	—	—	400	450	365	727	2,595
Total Jute manufactures (including Twist and yarn) . . . "	—	—	—	—	—	3,070	11,080	3,273	22,368	22,822
<b>Woolen Manufactures</b> . . . lbs	6,993	3,581	6,556	5,309	3,611	488	300	717	906	7,792
<b>TOBACCO</b> . . . "	—	—	—	—	—	—	—	—	—	372
<b>UMBRELLAS, including PARASOLS AND SUN-SHADES</b> . . . no.	6,486	1,719	165	264	300	671	161	45	80	75
<b>WOOD AND TIMBER—</b>										
Timber, other than Railway sleepers—										
Teak wood . . . cubic tons	166	17	44	48	405	1,775	165	440	494	9,325
Other sorts . . . value	—	—	—	—	—	193	11	235	796	1,052
Total Wood and Timber . . . "	—	—	—	—	—	1,968	176	675	1,290	10,377
<b>ARTICLES EXPORTED BY POST</b> . . . "	—	—	—	—	—	11,245	7,629	119	13,740	21,223
<b>ALL OTHER ARTICLES OF MERCHANDISE</b> . . . "	—	—	—	—	—	1,639	1,851	2,466	5,953	2,809
<b>GRAND TOTAL</b> . . . "	—	—	—	—	—	357,292	257,540	292,407	449,848	472,161

NOTE—The sterling figures have been converted at the rate of R10=£1 for 1919-20 and 1920-21, and R15=£1 for earlier years

ZANZIBAR AND PEMBA—continued

EXPORTS THERE TO—continued

ARTICLES	QUANTITY					VALUE				
	1916-17	1917-18	1918-19	1919-20	1920-21	1916-17	1917-18	1918-19	1919-20	1920-21
						£	£	£	£	£
APPAREL (INCLUDING DRAPERY, UNIFORMS, ACCOUTREMENTS, BUT EXCLUDING HOSIERY AND BOOTS AND SHOES) value	—	—	—	—	—	506	1,232	1,793	1,339	810
CARRIAGES AND CARTS (EXCLUDING RAILWAY CARRIAGES) AND PARTS THEREOF	—	—	—	—	—	60	204	53	614	680
CHEMICALS AND CHEMICAL PREPARATIONS	—	—	—	—	—	774	595	385	619	657
CORDAGE AND ROPE OF VEGETABLE FIBRE (EXCLUDING JUTE AND COTTON)	—	—	—	—	—	—	—	—	—	—
CUTLERY value	44	177	41	38	1	315	844	259	276	5
DRUGS AND MEDICINES (EXCLUDING CHEMICALS AND NARCOTICS)	—	—	—	—	—	204	24	301	1,690	1,641
DYING AND TANNING SUBSTANCES	—	—	—	—	—	724	271	1,012	2,811	1,777
EARthenWARE AND PORCELAIN (EXCLUDING PIPES OF EARthenWARE)	—	—	—	—	—	145	402	278	1,327	481
FIREWORKS	—	—	—	—	—	1,007	916	1,457	1,845	2,107
									721	689
FRUITS AND VEGETABLES—										
Fruits and vegetables: dried, salted, or preserved—										
Dates tons	81	130	—	—	14	832	1,604	—	12	335
Other sorts "	21	18	16	22	12	1,338	1,150	1,235	2,518	1,758
Total Fruits and Vegetables: dried, salted, or preserved "	102	138	16	22	26	2,170	2,754	1,235	2,530	2,097
GLASS AND GLASSWARE value	—	—	—	—	—	2,302	940	1,492	4,172	5,326
HARDWARE (EXCLUDING CUTLERY AND ELECTROPLATED WARE)	—	—	—	—	—	2,842	1,155	964	6,964	7,119
INSTRUMENTS, APPARATUS, AND APPLIANCES, AND PARTS THEREOF	—	—	—	—	—	260	64	1,570	4,838	901
LEATHER	—	—	—	—	—	416	104	107	654	184
LIQUORS gals.	1,674	12,977	2,463	407	2	295	2,960	586	150	1
MACHINERY AND MILLWORK value	—	—	—	—	—	40	388	1,465	203	50
MACHINES (of boxes)	8,925	3,302	—	—	2,150	509	330	—	—	323
MATS AND MATTING sq.yds.	2,483	3,320	2,520	13,090	2,000	119	123	80	1,281	205
METALS AND ORES—										
Iron or steel tons	36	6	3	62	68	951	527	170	2,937	3,387
Others "	2	3	2	5	7	1,176	493	362	1,879	2,240
Total Metals and Ores "	38	9	5	67	75	2,127	1,020	532	4,816	5,627
OILS gals.	27,974	1,207	533	421	—	1,851	308	215	244	—
PAINTS AND PAINTERS' MATERIALS—										
Paints and colours cwt	92	113	177	86	76	261	261	716	422	629
PAPER AND PAPERBOARD value	—	—	—	—	—	2,507	9,038	602	3,437	4,139
PROVISIONS AND OILMAN'S STORES cwt	145	425	430	298	27	597	1,716	1,521	2,057	299
RUBBER MANUFACTURES value	—	—	—	—	—	312	16	197	702	313
STATIONERY (EXCLUDING PAPER)	—	—	—	—	—	677	1,952	4,852	1,404	1,982
SUGAR tons	1,466	1,231	230	532	503	34,812	32,071	5,596	26,927	33,759
TEA lbs	16,860	1,250	788	3,676	—	1,020	63	39	280	—
TEXTILES—										
Cotton—										
Manufactures—										
Handkerchiefs and shawls in the piece no.	30,228	1,720	468	1,560	2,400	601	39	21	25	159
Rosetry value	—	—	—	—	—	7,339	1,800	2,822	3,850	4,384
Piece goods—										
Grey (unbleached) yards	1,470,926	1,106,568	480,340	1,074,564	944,215	22,812	21,574	15,165	55,620	53,125
White (bleached) "	721,583	176,361	198,504	169,440	207,254	11,302	3,113	5,202	6,837	10,207
Coloured, printed, or dyed "	2,841,840	629,417	251,378	144,874	225,014	44,810	12,761	7,911	10,185	13,969
Total Piece goods "	5,034,349	1,912,346	930,222	1,378,878	1,376,583	78,924	37,448	28,278	72,842	77,301
Thread, sewing lbs.	13,094	5,340	5,175	1,594	1,879	881	460	471	367	233
Other sorts of manufactures value	—	—	—	—	—	404	207	161	1,277	954
Total Cotton manufactures, (including Twist and yarn) "	—	—	—	—	—	83,649	39,954	31,753	78,451	83,044

NOTE.—The sterling figures have been converted at the rate of £10=£1 for 1919-20 and 1920-21, and £15=£1 for earlier years

No. 13—continued

ZANZIBAR AND PEMBA—concluded

EXPORTS THERE TO—concluded

## FOREIGN MERCHANDISE—continued

ARTICLES	QUANTITY					VALUE				
	1916-17	1917-18	1918-19	1919-20	1920-21	1916-17	1917-18	1918-19	1919-20	1920-21
TEXTILES—continued						£	£	£	£	£
Haberdashery and Millinery value	—	—	—	—	—	328	312	2,165	1,229	249
Silk—Manufactures—Piece goods yards	56,338	31,851	44,017	54,564	19,035	5,112	2,944	4,447	10,880	4,517
Other sorts value	—	—	—	—	—	56	—	23	121	120
Total Silk manufactures	—	—	—	—	—	5,168	2,944	4,465	11,001	4,637
Wool—Manufactures	—	—	—	—	—	202	219	103	528	2,125
TOBACCO. lbs.	34	25	219	1,934	3,712	5	6	33	229	680
TOYS AND REQUISITES FOR GAMES AND SPORTS (including FISHING TACKLE, other than FIRE-ARMS) value	—	—	—	—	—	442	570	1,066	823	323
WOOD AND TIMBER	—	—	—	—	—	118	218	301	325	2,316
ARTICLES RE-EXPORTED BY POST	—	—	—	—	—	1,779	1,003	53	2,157	7,460
ALL OTHER ARTICLES OF MERCHANDISE	—	—	—	—	—	3,461	2,661	2,923	3,013	2,572
GRAND TOTAL	—	—	—	—	—	156,933	110,022	70,079	169,529	181,349
GRAND TOTAL OF INDIAN AND FOREIGN MERCHANDISE	—	—	—	—	—	514,245	367,562	242,456	619,177	663,510

## EAST AFRICAN PROTECTORATE

## IMPORTS THEREFROM

ARTICLES	QUANTITY					VALUE				
	1916-17	1917-18	1918-19	1919-20	1920-21	1916-17	1917-18	1918-19	1919-20	1920-21
CHEMICALS AND CHEMICAL PREPARATIONS (excluding CHEMICAL MANURES AND MEDICINES)—						£	£	£	£	£
Soda Compounds . cwts	80,079	29,934	125,635	19	38,233	8,048	7,619	51,769	13	17,538
COFFEE, other than ROASTED OR GROUND . "	1,833	9,201	744	4,723	5,537	5,008	23,584	6,716	24,297	12,954
FRUITS AND VEGETABLES—Fresh fruits and vegetables value	—	—	—	—	—	2,847	339	55	4,362	2,554
GRAIN, PULSE AND FLOUR . tons	75	..	..	103	127	520	..	..	1,779	2,375
GUMS AND RESINS . cwts	145	194	187	1,631	310	571	784	583	5,146	2,410
HARDWARE, excluding CUTLERY AND ELECTROPLATED WARE value	—	—	—	—	—	1,111	662	528	1,178	2,206
HIDES AND SKINS, RAW ( tons =no. )	26 =18,531	181 =170,883	271 =142,950	33 =18,061	3 =10,527	1,47 <sup>0</sup>	13,614	16,544	2,697	662
HORNS, TIPS AND PIECES OF HORN, AND HORNMEAL cwts	6	16	9	52	60	39	1,350	891	7,305	9,450
INSTRUMENTS, APPARATUS, AND APPLIANCES AND PARTS THEREOF value	—	—	—	—	—	119	14	352	206	65
IVORY—Unmanufactured . lbs	125,806	97,911	122,085	229,875	120,678	58,15 <sup>0</sup>	43,164	59,070	172,507	85,259
METALS (excluding ORES) . tons	14	18	3	25	179	1,77 <sup>1</sup>	940	65	1,456	3,915
PAINTS AND PAINTERS' MATERIALS—										
Paints and colours . cwts	..	10	..	188	..	..	23	..	1,230	..
PAPER AND PAPERBOARD—										
Paper . value	—	—	—	—	—	..	..	..	1,089	..
PROVISIONS AND OILMAN'S STORES including FISH AND FRUITS AND VEGETABLES CANNED OR BOTTLED—										
Gbl . cwts	..	..	..	3,014	673	..	..	2	26,029	5,879
Milk, condensed and preserved, including milk cream	..	..	..	1,009	..	..	..	..	4,261	..
Other sorts . value	—	—	—	—	—	29	11	19	408	300
Total Provisions and oilman's stores, etc.	—	—	—	—	—	29	11	21	30,698	6,179

NOTE.—The sterling figures have been converted at the rate of £10=21 for 1919-20 and 1920-21, and £15=21 for earlier years

EAST AFRICAN PROTECTORATE—continued

IMPORTS THEREFROM—continued

ARTICLES	QUANTITY					VALUE				
	1916-17	1917-18	1918-19	1919-20	1920-21	1916-17	1917-18	1918-19	1919-20	1920-21
SEEDS . . . . . tons		405	508	100	298	1	1,523	2,823	3,160	3,304
SHELLS AND COCKLES—										
Cowries . . . . . cwts	2,112	5,336	3,684	1,923	2,978	575	1,304	663	992	1,830
SOAP . . . . . "			1,514	4,247	1			4,963	19,625	12
SPICES . . . . . "	4	2,194	120	21	42	8	6,332	120	30	110
TEXTILES—										
Cotton—										
Raw . . . . . tons	1,368	1,192	2,821	2,052	2,797	127,935	140,061	544,510	477,466	758,018
Manufactures—										
Blankets . . . . . lbs		18,975	70,560	11,250			851	6,250	872	
Canvas . . . . . yards				10,423					2,181	
Piece goods—										
Grey (unbleached) . . . . . yards	41,400					1,000				
White (bleached) . . . . . "	344,842	916,637	109,888	640,896	68,000	7,636	19,581	4,276	24,258	1,397
Coloured, printed or dyed, . . . . . "	85	167,178	45,434	894,031	156,243	2	7,697	2,036	58,619	6,786
Wool, raw . . . . . lbs				15,635	6,959				2,563	904
Tobacco—										
Manufactured—										
Cigarettes . . . . . "		20,388	17,274	4	17,130		6,039	4,489	2	7,217
WOOD AND TIMBER . . . . . value						1,127	2,668	3,655	4,191	2,538
ARTICLES IMPORTED BY POST . . . . . "						831	2,274	1,874	3,950	4,301
ALL OTHER ARTICLES OF MERCHANDISE . . . . . "						1,943	1,780	2,289	5,387	7,751
GRAND TOTAL . . . . . "						220,241	282,504	711,242	858,227	941,390

EXPORTS THERETO

INDIAN MERCHANDISE

ARTICLES	QUANTITY					VALUE				
	1916-17	1917-18	1918-19	1919-20	1920-21	1916-17	1917-18	1918-19	1919-20	1920-21
APPAREL (INCLUDING DRESSERY, UNIFORMS, ACCOUTREMENTS, BUT EXCLUDING HOSIERY AND BOOTS AND SHOES) . . . . . value						1,071	1,093	813	5,743	3,851
BOOKS, PRINTED, AND PRINTED MATTER (NOT BEING STATIONERY) INCLUDING MAPS AND CHARTS . . . . . cwts	44	25	25	41	52	326	267	247	772	794
BOOTS AND SHOES . . . . . pairs	953	5,011	6,310	26,897	14,951	182	590	1,210	5,831	3,959
BUILDING AND ENGINEERING MATERIALS . . . . . value						1	132	2,451	5,200	533
CANDLES OF ALL KINDS . . . . . lbs	70,451	67,942	46,793	33,271	36,909	1,334	1,792	1,409	884	1,375
CARRIAGES AND CARTS . . . . . value						800	270	94		
COIR, MANUFACTURED (EXCLUDING ROPE) . . . . . tons	45	19	37	31	49	654	1,948	574	1,103	2,133
CORDAGE AND ROPE OF VEGETABLE FIBRE (EXCLUDING JUTE AND COTTON) . . . . . "	255	262	100	261	362	422	314	112	555	747
DRUGS AND MEDICINES (EXCLUDING CHEMICALS AND NARCOTICS) . . . . . value						636	1,313	1,202	1,697	2,431
DYEING AND TANNING SUBSTANCES . . . . . cwts	856	1,351	184	523	510	490	1,562	235	1,157	1,315
FRUITS AND VEGETABLES . . . . . value						4,241	1,561	1,761	846	779
FURNITURE AND CABINETWARE . . . . . "						1,496	1,635	904	3,854	2,193
GLASS AND GLASSWARE . . . . . "						519	147	142	1,151	673

NOTE.—The sterling figures have been converted at the rate of £10=₦1 for 1919-20 and 1920-21, and £15=₦1 for earlier years

No. 13—continued  
EAST AFRICAN PROTECTORATE—continued  
EXPORTS THERE TO—continued

## INDIAN MERCHANDISE

ARTICLES	QUANTITY					VALUE				
	1916-17	1917-18	1918-19	1919-20	1920-21	1916-17	1917-18	1918-19	1919-20	1920-21
<b>GRAIN, PULSE, AND FLOUR—</b>										
Jawar and bajra . . . . . tons	219	253	299	44	85	1,371	2,340	3,313	1,103	1,592
<b>Pulse—</b>										
Gram . . . . . "	38	82	45	73	88	379	806	477	1,953	2,598
Lentils (a) . . . . . "	—	—	114	30	22	—	—	1,635	781	645
Pulse other sorts (b) . . . . . "	291	427	329	62	23	2,944	5,068	4,047	1,568	330
Total Pulse . . . . . "	329	509	488	165	133	3,323	5,873	6,059	4,327	3,573
Rice, not in the husk . . . . . "	7,818	10,449	10,010	3,306	3,281	67,244	111,003	127,024	70,689	67,456
Wheat . . . . . "	176	144	3	7	—	2,137	1,321	62	131	3
" flour . . . . . "	3,637	3,034	4,940	3,723	4,368	45,325	41,314	50,181	131,313	133,624
Other sorts . . . . . "	4	19	31	19	9	37	203	452	315	193
Total Grain, Pulse, and Flour . . . . . "	11,733	14,408	15,671	7,269	7,636	120,437	163,054	217,911	193,127	211,646
<b>HARDWARE AND CUTLERY, INCLUDING PLATED WARE . . . . . value</b>	—	—	—	—	—	441	121	633	1,629	6,309
<b>JEWELLERY, ALSO PLATE OF GOLD AND SILVER . . . . . "</b>	—	—	—	—	—	83	20	141	650	435
<b>LACQUERED WARE (of Indian manufacture) . . . . . "</b>	—	—	—	—	—	88	23	—	100	344
<b>LEATHER—</b>										
Hides, tanned or dressed } tons	25	12	14	19	21	3,306	1,779	2,023	5,433	6,331
" } =no.	=5,500	=2,598	=3,403	=3,995	=4,151					
Skins, tanned or dressed } tons	3	—	—	3	2	719	—	84	1,371	1,154
" } =no.	=7,473	—	=850	=7,601	=3,323					
Total Hides and Skins, tanned or dressed } tons	28	12	14	22	23	4,525	1,779	2,109	6,703	6,086
" } =no.	=12,973	=2,598	=2,653	=11,596	=12,479					
Unwrought . . . . . cwts	22	10	56	124	55	259	227	1,065	3,676	1,333
Other sorts . . . . . value	—	—	—	—	—	217	58	354	450	1,223
Total Leather . . . . . "	—	—	—	—	—	5,001	3,064	4,028	10,329	6,592
<b>MACHINERY AND MILLWORK . . . . . "</b>	—	—	—	—	—	—	—	83	373	277
<b>METALS AND ORES—</b>										
Brass, Bronze, and similar alloys, wrought . . . . . cwts	74	3	22	133	133	469	21	206	1,597	2,439
Copper wrought . . . . . "	10	3	13	25	57	73	20	102	400	763
<b>Iron or Steel—</b>										
Nails, rivets, and washers tons	12	11	22	4	12	274	457	365	223	776
Other sorts . . . . . "	11	7	7	5	68	265	95	155	339	2,424
Total Iron or steel . . . . . "	23	18	29	9	80	539	552	1,020	671	3,200
Others . . . . . "	—	1	—	2	—	—	41	—	1,125	237
Total Metals and Ores tons	27	19	31	19	92	1,081	634	1,413	2,793	6,733
<b>OILS . . . . . gals.</b>	3,395	4,445	13,373	13,697	16,936	844	797	1,320	3,735	3,667
<b>PAPER AND PASTEBOARD . . . . . value</b>	—	—	—	—	—	543	80	24	73	133
<b>PROVISIONS AND OILMAN'S STORES—</b>										
Butter . . . . . cwts	347	452	554	368	75	6,179	3,323	4,479	4,550	1,115
Ghi . . . . . "	345	173	88	307	9	1,113	331	529	3,342	90
Pickles, chutnies, sauces, and condiments . . . . . cwts	296	163	224	214	245	537	358	573	1,069	983
Other sorts of provisions value	—	—	—	—	—	763	335	377	1,399	1,404
Total Provisions and Oilman's stores . . . . . "	—	—	—	—	—	8,597	4,451	6,258	10,270	3,597

NOTE.—The sterling figures have been converted at the rate of R10=£1 for 1919-20 and 1920-21, and R15=£1 for earlier years.  
(a) Separately recorded from April, 1918  
(b) Includes "Lentils" prior to April, 1918

EAST AFRICAN PROTECTORATE—continued

EXPORTS THERETO—continued

INDIAN MERCHANDISE—continued

ARTICLES	QUANTITY					VALUE				
	1916-17	1917-18	1918-19	1919-20	1920-21	1916-17	1917-18	1918-19	1919-20	1920-21
						£	£	£	£	£
<b>SEEDS—</b>										
Essential—										
Coriander . . . . . tons	36	37	14	23	25	634	752	296	1,026	1,119
Cummin (other than black) „	30	44	12	20	16	1,747	2,610	652	1,541	1,473
Other sorts . . . . .	17	10	8	16	10	314	198	188	858	699
Total Essential . . . . .	83	91	34	61	51	2,695	3,560	1,136	3,423	3,291
Other sorts . . . . .	4	3	9	4	1	102	99	182	280	287
Total Seeds . . . . .	87	94	43	65	52	2,797	3,659	1,318	3,703	3,578
<b>SOAP . . . . . cwt</b>	726	202	55	12	440	701	273	55	80	1,109
<b>SPICES—</b>										
Betelnuts . . . . .	355	1,035	135	312	351	694	2,324	316	1,129	1,491
Cardamoms . . . . .	27	55	50	27	46	432	506	409	281	796
Ginger . . . . .	408	685	609	354	417	700	1,140	999	1,015	1,275
Pepper . . . . .	260	503	78	274	244	698	1,549	252	1,190	634
Other sorts . . . . .	48	79	67	37	21	61	93	95	88	74
Total Spices . . . . .	1,098	2,357	939	1,004	1,079	2,585	5,612	2,071	3,708	4,213
<b>STATIONERY (EXCLUDING PAPER) . . . . . value</b>	—	—	—	—	—	1,026	1,053	1,783	3,016	1,680
<b>SUGAR—</b>										
Sugar, 16 Dutch standard and above . . . . . tons	47	129	18	30	28	1,200	3,739	368	1,760	2,284
„ 15 Dutch standard and below . . . . .	14	11	15	14	10	307	180	262	560	621
Confectionery . . . . .	—	—	—	1	—	—	—	—	208	70
Total Sugar . . . . .	61	140	33	45	38	1,507	3,919	630	2,528	2,975
<b>TEXTILES—</b>										
Black . . . . . lbs	311,517	559,598	415,592	367,989	293,120	19,451	32,647	25,634	37,181	20,420
<b>COTTON—</b>										
Raw . . . . . tons	38	27	12	7	3	968	864	609	2,205	695
Waste (a) . . . . .	—	—	68	639	820	—	—	169	1,120	1,924
Twist and yarn . . . . . lbs	18,658	9,400	17,244	9,707	17,010	481	508	1,000	1,069	2,085
Manufactures—										
Hosiery . . . . . value	—	—	—	—	—	2,766	626	415	1,255	399
Piece goods—										
Grey (unbleached) yards	30,675,556	4,580,206	3,547,082	7,814,051	6,671,005	256,980	77,254	85,629	342,822	321,783
White (bleached) . . . . .	116,817	7,383	67,500	114,525	139,284	2,034	264	1,565	5,580	8,394
Coloured, printed, or dyed . . . . .	3,694,770	1,145,070	2,017,213	1,680,930	2,112,259	54,219	24,539	50,180	69,382	117,696
Total Piece goods . . . . .	34,487,143	5,732,659	5,631,805	9,619,506	8,922,548	313,233	102,109	137,374	417,784	447,873
Thread, sewing . . . . . lbs	19,933	4,380	3,082	18,016	10,716	1,303	269	260	2,007	1,611
Other sorts of manufactures . . . . . value	—	—	—	—	—	6,409	515	877	12,410	78,541
Total Cotton manufactures (including twist and yarn) . . . . .	—	—	—	—	—	324,282	104,039	139,026	435,125	530,361
Hemp manufactures . . . . .	—	—	—	—	—	—	—	1,200	—	47
Jute manufactures—										
Gunny bags . . . . . no.	1,508,800	782,850	892,850	969,113	1,625,190	41,536	24,573	28,080	59,002	81,600
„ cloth . . . . . yards	231,000	167,201	176,500	147,200	883,739	3,589	2,745	6,930	5,812	12,531
Bops and twines . . . . . cwt	1,199	763	347	689	810	1,525	1,912	1,035	2,059	2,351
Other sorts . . . . . value	—	—	—	—	—	47	85	45	191	—
Total Jute manufactures (including Twist and yarn) . . . . .	—	—	—	—	—	46,746	29,315	36,149	67,064	96,531
<b>Wool—</b>										
Manufactures . . . . .	—	—	—	—	—	72	—	3	505	1,2
<b>TOBACCO</b>										
„ . . . . . lbs	32,098	7,656	9,977	46,659	8,111	104	171	735	1,057	3,8
<b>UMBRELLAS, INCLUDING PARASOLS AND SUNSHADES</b>										
„ . . . . . no.	4,380	2,340	1,620	2,532	—	343	228	238	683	—
<b>WOOD AND TIMBER—</b>										
Timber, other than railway sleepers—										
Teak wood . . . . . cubic tons	64	25	73	286	199	932	333	1,050	7,111	5,4
Other Timber . . . . .	3	1	3	9	20	12	4	13	177	—
<b>ARTICLES EXPORTED BY POST</b>										
„ . . . . . value	—	—	—	—	—	18,631	17,027	179	26,872	27,1
<b>ALL OTHER ARTICLES OF MERCHANDISE</b>										
„ . . . . . value	—	—	—	—	—	18,745	1,635	3,414	6,813	5,4
<b>GRAND TOTAL</b>						399,933	386,206	458,461	862,64	977

Note.—The sterling figures have been converted at the rate of R10=£1 for 1919-20 and 1920-21, and R15=£1 for earlier years.

No. 13—continued

## EAST AFRICAN PROTECTORATE—continued

## EXPORTS THEREOF—continued

ARTICLES	QUANTITY					VALUE				
	1916-17	1917-18	1918-19	1919-20	1920-21	1916-17	1917-18	1918-19	1919-20	1920-21
						£	£	£	£	£
APPAREL (INCLUDING DRAPERY, UNIFORMS, ACCOUTREMENTS, BUT EXCLUDING HOSIERY AND BOOTS AND SHOES) . . . value	—	—	—	—	—	2,239	1,287	1,061	5,318	3,09
BOOKS, PRINTED AND PRINTED MATTER (NOT BEING STATIONERY) INCLUDING MAPS AND CHARTS . . . cwts	18	..	3	22	20	131	4	30	512	40
BOOTS AND SHOES . . . pairs	920	258	197	3,695	1,780	169	84	19	2,217	40
BUILDING AND ENGINEERING MATERIALS . . . value	—	—	—	—	—	375	567	50	187	—
CARRIAGES AND CARTS (INCLUDING RAILWAY CARRIAGES) AND PARTS THEREOF . . . "	—	—	—	—	—	921	52	389	1,314	3,70
CHEMICALS AND CHEMICAL PREPARATIONS (EXCLUDING CHEMICAL MANURES AND MEDICINES) . . . "	—	—	—	—	—	1,642	182	705	473	1,831
COAL COKE AND PATENT FUEL . . . tons	..	..	..	..	707	..	..	..	..	3,12
CUTLERY . . . value	—	—	—	—	—	321	19	304	3,124	0,41
DRUGS AND MEDICINES (EXCLUDING CHEMICALS AND NARCOTICS) . . . "	—	—	—	—	—	1,684	270	1,783	3,528	11,16
DYING AND TANNING SUBSTANCES . . . "	—	—	—	—	—	37	96	134	577	12
EARTHENWARE AND PORCELAIN (EXCLUDING PIPES OF EARTHENWARE) . . . "	—	—	—	—	—	1,677	1,208	2,124	7,720	3,23
FIREWORKS . . . "	—	—	—	—	—	..	..	..	405	1,731
FRUITS AND VEGETABLES . . . "	—	—	—	—	—	3,378	5,225	1,243	4,218	4,43
GLASS AND GLASSWARE . . . "	—	—	—	—	—	4,129	2,458	2,189	12,171	0,31
HARDWARE (EXCLUDING CUTLERY AND ELECTROPLATED WARE) . . . value	—	—	—	—	—	11,304	1,618	6,032	34,654	26,45
INSTRUMENTS, APPARATUS, AND APPLIANCES, AND PARTS THEREOF . . . "	—	—	—	—	—	725	556	1,442	2,040	1,064
LEATHER . . . "	—	—	—	—	—	318	157	970	2,248	3,071
LIQUORS . . . gals.	1,273	5,073	14,096	467	176	577	1,182	3,045	527	12
MACHINERY AND MILLWORK . . . value	—	—	—	—	—	5,296	2,758	7,561	17,945	24,481
MATCHES . . . { gross of boxes	..	625	..	..	3,050	..	79	..	..	651
MATS AND MATTING . . . sq. yds	9,700	..	2,230	11,770	5,125	315	..	145	721	441
METALS AND ORES—										
Copper (excluding ore) . . . cwts	5	1	10	142	188	37	13	166	1,898	2,576
Iron or steel—										
Bars and channel . . . tons	6	13	7	13	55	87	529	765	950	2,060
Hoop and strips . . . "	..	35	20	..	30	..	1,293	1,323	..	1,093
Sheets and Plates—										
galvanised . . . "	61	..	..	22	221	1,480	..	5	220	0,527
Not galvanised or tinned . . . "	..	51	3	2	221	..	5,043	123	103	10,456
Other sorts . . . "	15	35	24	27	46	587	1,486	5,129	1,754	2,928
Total Iron or steel . . . "	82	124	54	64	573	2,154	6,851	5,375	2,976	26,064
Tin—										
Unwrought (blocks, ingots, bars, and slabs) . . . cwts	2	74	86	7	9	17	823	948	88	240
Others . . . tons	6	..	3	18	27	672	42	275	7,926	11,912
Total Metals and Ores . . . "	83	128	61	80	610	2,860	7,229	6,762	12,659	40,796
OILS . . . gals.	28,212	523	3,358	9,207	47,911	1,412	99	790	1,181	5,404
PAINTS AND PAINTERS' MATERIALS—										
Paints and colours . . . cwts	97	75	132	120	63	277	177	471	742	545
PAPER AND PAPERBOARD—										
Paper—										
Printing paper . . . "	282	171	113	5	42	461	641	755	23	120
Writing paper and envelopes . . . value	—	—	—	—	—	1,014	2,045	2,700	1,021	1,265
Other kinds . . . cwts	1,183	1,818	303	1,901	275	812	2,971	700	3,239	669
Total paper . . . value	—	—	—	—	—	2,286	6,697	4,155	4,245	2,114

NOTE.—The sterling figures have been converted at the rate of £10=£1 for 1919-20 and 1920-21, and £15=£1 for earlier years



EAST AFRICAN PROTECTORATE—concluded

EXPORTS THERE TO—concluded

FOREIGN MERCHANDISE—continued

ARTICLES	QUANTITY					VALUE				
	1916-17	1917-18	1918-19	1919-20	1920-21	1916-17	1917-18	1918-19	1919-20	1920-21
						£	£	£	£	£
PROVISIONS AND OILMAN'S STORES . . . cwt	354	39	1,587	570	154	1,245	161	9,283	4,250	2,211
RUBBER . . . value	—	—	—	—	—	3,300	193	391	1,319	1,197
SOAP . . . cwt	200	111	8	154	947	528	305	27	806	4,226
STATIONERY (EXCLUDING PAPER) . . . value	—	—	—	—	—	2,984	1,291	1,289	4,370	6,328
SUGAR—										
Sugar, 16 Dutch standard and above . . . tons	2,457	2,314	455	1,315	1,768	54,951	73,109	11,499	68,346	126,044
TEA . . . lbs	33,420	20,542	8,860	14,995	13,230	1,690	1,152	524	1,175	1,161
TEXTILES—										
Cotton—										
Manufactures—										
Canvas . . . yards	3,671	900	..	266	10,813	334	69	..	44	2,637
Handkerchiefs and shawls in the piece no.	37,307	11,876	804	1,040	2,746	666	243	192	63	16
Hosiery . . . value	—	—	—	—	—	5,053	2,158	4,870	6,399	5,927
Piece goods—										
Grey (unbleached) . . . yards	1,094,795	759,370	1,057,985	1,214,408	2,521,944	31,491	13,496	31,562	64,376	143,343
White (bleached) . . . "	667,797	175,824	161,720	132,470	177,157	10,757	3,728	4,974	7,771	31,396
Coloured, printed, or dyed . . . "	2,201,745	779,175	940,776	620,085	392,625	33,341	15,506	24,012	23,553	18,655
Total Piece goods . . . "	4,864,337	1,714,369	2,160,481	1,872,963	3,091,726	75,589	32,730	60,548	95,700	179,601
Threads, sewing . . . lbs	12,998	7,453	4,119	5,081	3,675	939	475	245	656	604
Other sorts of manufactures . . . value	—	—	—	—	—	12,220	133	5,718	2,204	25,339
Total Cotton manufactures, (including twist and yarn). . . "	—	—	—	—	—	94,801	35,808	71,403	105,186	217,298
Hosiery and millinery . . . "	—	—	—	—	—	857	183	456	1,124	773
Silk—										
Raw . . . lbs	..	..	665	815	960	..	..	329	464	958
Manufactures . . . value	—	—	—	—	—	3,655	3,362	5,221	19,042	9,041
Wool—										
Manufactures . . . "	—	—	—	—	—	449	20	59	1,016	2,673
TOBACCO—										
Manufactured . . . lbs	1,527	119	354	6,633	10,601	297	33	60	1,040	5,532
TOYS AND REQUISITES FOR GAMES AND SPORTS (INCLUDING FISHING TACKLE OTHER THAN FIREARMS) value	—	—	—	—	—	670	158	219	969	967
UMBRELLAS, INCLUDING PARASOLS AND SUNSHADES . . . no.	21,012	2,576	1,944	4,392	660	1,978	260	220	820	229
WOOD AND TIMBER—										
Timber, other than railway sleepers—										
Teakwood . . . (cubic tons)	..	101	..	4	..	..	1,837	..	70	..
ARTICLES RE-EXPORTED BY POST . . . value	—	—	—	—	—	3,456	2,285	39	11,468	12,537
ALL OTHER ARTICLES OF MERCHANDISE . . . "	—	—	—	—	—	21,830	6,050	2,809	4,038	5,927
GRAND TOTAL . . . "	—	—	—	—	—	235,399	158,216	145,748	325,165	549,341
GRAND TOTAL OF INDIAN AND FOREIGN MERCHANDISE . . . "	—	—	—	—	—	325,332	544,422	604,409	1,197,813	1,521,975

NOTE.—The sterling figures have been converted at the rate of R10=£1 for 1919-20 and 1920-21, and R15=£1 for earlier years

## No. 13—continued

## SEYCHELLES

## IMPORTS THEREFROM

ARTICLES	QUANTITY					VALUE				
	1916-17	1917-18	1918-19	1919-20	1920-21	1916-17	1917-18	1918-19	1919-20	1920-21
SEEDS . . . . . tons	..	..	..	62	675	..	..	..	2,233	29,199
ARTICLES IMPORTED BY POST . . . . . value	—	—	—	—	—	23	6	2	205	28
ALL OTHER ARTICLES OF MERCHANDISE . . . . . "	—	—	—	—	—	437	193	613	616	1,046
GRAND TOTAL . . . . . "	—	—	—	—	—	460	204	615	3,054	30,271

## EXPORTS THERETO

## INDIAN MERCHANDISE

ARTICLES	QUANTITY					VALUE				
	1916-17	1917-18	1918-19	1919-20	1920-21	1916-17	1917-18	1918-19	1919-20	1920-21
BOOTS AND SHOES . . . . . pairs	..	1	..	1,580	780	..	..	..	800	230
COFFEES . . . . . cwts	268	474	481	724	506	992	1,412	1,527	3,265	3,097
FRUITS AND VEGETABLES . . . . . value	—	—	—	—	—	571	99	159	68	26
GRAIN, PULSE, AND FLOUR—										
Pulse—										
Gram . . . . . tons	70	47	13	1	..	601	449	140	23	17
" other sorts . . . . . "	181	110	20	16	35	1,773	1,223	275	547	979
Total Pulse . . . . . "	251	157	33	17	35	2,374	1,672	415	570	996
Rice, not in the husk . . . . . "	2,502	2,215	1,277	1,320	1,288	24,467	22,226	16,710	22,183	21,099
Wheat flour . . . . . "	287	122	81	132	204	3,528	1,650	1,309	4,369	6,248
Other sorts . . . . . "	4	4	1	1	..	23	25	8	19	4
Total Grain, Pulse, and Flour . . . . . "	3,044	2,498	1,392	1,472	1,527	30,415	25,673	17,502	27,155	29,248
PROVISIONS AND OILMAN'S STORES . . . . . value	—	—	—	—	—	1,123	849	222	592	614
TEXTILES—										
Cotton—										
Manufactures—										
Piece goods—										
Grey (unbleached) . . . . . yards	178,250	52,300	7,000	131,750	127,020	2,744	1,200	130	4,656	5,753
White (bleached) . . . . . "	47,025	12,400	2,000	31,720	2,400	599	212	67	650	180
Coloured, printed, or dyed . . . . . "	481,830	129,460	61,860	327,618	292,200	6,670	1,424	1,234	12,628	21,080
Other sorts of manufactures . . . . . value	—	—	—	—	—	309	..	22	112	120
Total Cotton manufactures (including twist and yarn) . . . . . "	—	—	—	—	—	10,322	2,899	1,556	18,101	27,063
Jute manufactures (including twist and yarn) . . . . . "	—	—	—	—	—	1,369	504	..	2,254	2,892
UMBRELLAS, including PARASOLS AND SUNSHADES . . . . . no.	1,572	6	2,331	..	..	170	1	626	..	..
ARTICLES EXPORTED BY POST . . . . . value	—	—	—	—	—	122	223	109	328	554
ALL OTHER ARTICLES OF MERCHANDISE . . . . . "	—	—	—	—	—	1,893	1,282	1,175	1,082	1,918
GRAND TOTAL . . . . . "	—	—	—	—	—	46,082	22,545	22,877	64,945	66,377

NOTE—The sterling figures have been converted at the rate of R10=£1 for 1919-20 and 1920-21, and R15=£1 for earlier years.  
\* Value R 1 = 16. 4d.

SEYCHELLES—continued

EXPORTS THERETO—continued

ARTICLES	QUANTITY					VALUE				
	1916-17	1917-18	1918-19	1919-20	1920-21	1916-17	1917-18	1918-19	1919-20	1920-21
						£	£	£	£	£
CHEMICALS AND CHEMICAL PREPARATIONS, excluding CHEMICAL (MANURES AND MEDICINES) . . . value	—	—	—	—	—	164	46	646	294	75
COFFEE . . . cwt	..	..	..	90	61	..	..	..	360	518
EARTHENWARE AND PORCELAIN, EXCLUDING PIPES OF EARTHENWARE . . . "	—	—	—	—	—	186	327	2	55	275
MATCHES . . . gross of boxes	2,425	875	560	1,550	3,725	255	58	100	290	587
METALS AND ORES . . . tons	3	..	..	7	5	101	3	..	559	628
SOAP . . . cwt	1,571	797	940	463	346	2,037	1,432	1,759	1,319	1,167
SPICES . . . "	..	..	..	101	..	..	..	..	758	..
SUGAR . . . tons	68	12	15	..	7	1,573	344	312	16	792
TEXTILES— Cotton— Twist and yarn . . . lb	..	..	32,000	..	..	..	..	2,398	..	..
Manufactures— Piece goods— Grey (unbleached) . . . yards	125,421	1,979	28,298	84,649	24,300	1,512	33	939	2,046	2,013
White (bleached) . . . "	61,877	41,611	13,040	18,430	39,765	1,138	663	547	993	3,027
Coloured, printed, or dyed . . . "	135,174	29,408	40,490	27,080	34,460	2,198	471	1,085	1,378	1,081
Total Piece goods . . . "	312,472	72,998	81,808	130,159	98,525	4,848	1,167	2,571	5,312	7,121
Other sorts . . . value	—	—	—	—	—	201	40	102	262	615
Total Cotton manufactures (including twist and yarn) . . . "	—	—	—	—	—	5,044	1,207	5,071	5,574	7,636
ARTICLES RE-EXPORTED BY POST . . . "	—	—	—	—	—	..	37	29	330	135
ALL OTHER ARTICLES OF MERCHANDISE . . . "	—	—	—	—	—	1,740	1,289	945	13,026	3,566
GRAND TOTAL . . . "	—	—	—	—	—	11,100	4,948	8,864	22,579	15,589
GRAND TOTAL OF INDIAN AND FOREIGN MERCHANDISE . . . "	—	—	—	—	—	57,782	37,501	31,751	87,434	81,926

ITALIAN EAST AFRICA (SOMALILAND AND ERITREA)

IMPORTS THEREFROM

ARTICLES	QUANTITY					VALUE				
	1916-17	1917-18	1918-19	1919-20	1920-21	1916-17	1917-18	1918-19	1919-20	1920-21
FISH (excluding CANNED FISH)— Fishmaws and sharkfins cwt	359	78	297	566	126	497	100	451	1,350	528
GUMS AND RESINS . . . "	263	507	1,481	634	708	221	446	1,638	1,436	1,195
INSTRUMENTS APPARATUS, AND APPLIANCES, AND PARTS THEREOF . . . value	—	—	—	—	—	..	..	..	..	5,826
IVORY— Unmanufactured . . . lbs	11,038	2,282	..	1,340	..	4,074	903	..	425	..
METALS AND ORES— Metals (excluding ores) tons	7	9	12	6	14	412	454	937	1,067	2,231
PRECIOUS STONES AND PEARLS, UNSET . . . value	—	—	—	—	—	..	5,340	..	5,900	..
SALT . . . tons	37,796	38,414	48,032	52,967	54,316	98,623	163,761	157,200	246,196	186,672
SHELLS AND COWRIES— Shells— Shells (chanks, sankhil, large ornamental shells, cowries, mother of pearl shells, and oyster shells) . . . cwt	1,488	409	277	748	1,107	2,414	721	338	2,332	2,968
ARTICLES IMPORTED BY POST . . . value	—	—	—	—	—	..	..	7	..	..
ALL OTHER ARTICLES OF MERCHANDISE . . . "	—	—	—	—	—	709	534	354	919	1,275
GRAND TOTAL . . . "	—	—	—	—	—	106,985	177,259	160,920	259,675	200,306

NOTE.—The sterling figures have been converted at the rate of R10=£1 for 1916-17 and 1920-21, and R15=£1 for earlier years

No. 13—continued

## ITALIAN EAST AFRICA (SOMALILAND AND ERITREA)—continued

## EXPORTS THERE TO

ARTICLES	QUANTITY					VALUE				
	1916-17	1917-18	1918-19	1919-20	1920-21	1916-17	1917-18	1918-19	1919-20	1920-21
CHEMICALS AND CHEMICAL PREPARATIONS . . . value	—	—	—	—	—	£	£	£	£	£
						..	527	100	3,170	175
GRAIN, PULSE, AND FLOUR—										
Jawar and bájra . . . tons	315	152	1	5	62	1,617	1,196	7	65	1,422
Lentils (a) . . . "	—	—	65	..	..	—	—	693	..	..
Pulse (b) . . . "	..	192	58	..	..	4	1,769	533	..	..
Rice, not in the husk . . . "	973	414	1,018	107	566	7,849	3,402	10,612	2,900	40,846
Wheat . . . "	8	501	102	..	1	87	5,304	1,100	..	24
Wheat flour . . . "	145	786	120	993	9	1,939	11,623	1,554	32,674	150
Other sorts . . . "	..	19	14	..	..	..	111	104	..	..
Total Grain, Pulse, and Flour . . . "	1,441	2,064	1,875	1,105	638	11,506	23,715	14,624	36,639	42,442
METALS AND ORES . . . tons	1	..	..	10	8	57	23	7	584	530
OILS . . . gals.	920	4,206	3,799	4,004	1,357	180	539	397	2,457	426
PROVISIONS AND OIL-MAN'S STORES . . . value	—	—	—	—	—	220	366	411	535	404
SPICES—										
Chillies . . . cwts	2	181	236	461	50	2	229	179	1,616	150
Ginger . . . "	64	305	1,122	1,890	739	99	544	1,291	5,650	2,516
Pepper . . . "	16	653	830	247	82	44	1,823	2,788	1,337	462
Other sorts . . . "	8	6	7	17	13	21	19	22	77	62
Total Spices . . . "	90	1,235	2,195	2,615	884	166	2,609	4,228	9,074	3,190
SUGAR . . . tons	1	5	4	23	8	40	176	99	1,411	725
TEA—										
Black . . . lbs	22,609	6,257	4,345	95,506	10,022	1,223	243	290	7,129	297
TEXTILES—										
Cotton—										
Twist and yarn . . . "	45,656	22,960	94,600	17,201	78,700	2,437	1,259	6,540	2,040	10,280
Manufactures—										
Handkerchiefs and shawls in the piece no.	83,120	50,178	..	43,673	..	2,067	1,806	..	2,257	..
Piece goods—										
Gray (unbleached) yards	4,479,840	1,343,610	258,775	644,520	1,301,886	32,142	14,397	4,680	22,106	59,168
White (bleached) . . . "	12,000	2,400	..	8,907	18,000	203	60	..	215	680
Coloured, printed, or dyed . . . "	332,124	126,911	29,228	45,700	242,505	4,171	2,215	973	1,860	12,476
Total Piece goods . . . "	4,873,974	1,472,921	288,003	699,127	1,565,470	37,516	16,642	5,653	24,221	72,371
Other sorts of manufactures . . . value	—	—	—	—	—	817	143	20	626	1,429
Total Cotton manufactures (including twist and yarn) . . . "	—	—	—	—	—	42,327	20,142	12,168	29,214	85,040
Jute—										
Manufactures—										
Gunny bags . . . no.	15,900	115,000	110,200	25,000	75,400	461	2,790	4,600	1,498	2,245
TOBACCO . . . lbs	10	47,803	42	..	15,552	1	576	12	..	602
ALL OTHER ARTICLES OF MERCHANDISE . . . value	—	—	—	—	—	1,003	2,213	1,524	2,256	4,989
GRAND TOTAL . . . "	—	—	—	—	—	57,234	63,978	33,522	92,961	142,406

NOTE.—The sterling figures have been converted at the rate of £10=£1 for 1919-20 and 1920-21, and £15=£1 for earlier years.  
 (a) Separately recorded from April, 1914.  
 (b) Includes "Lentils" prior to April 1918.

ITALIAN EAST AFRICA (SOMALILAND AND ERITREA)—concluded  
EXPORTS THERE TO—continued

ARTICLES	QUANTITY					VALUE				
	1916-17	1917-18	1918-19	1919-20	1920-21	1916-17	1917-18	1918-19	1919-20	1920-21
						£	£	£	£	£
FRUITS AND VEGETABLES—										
DRIED SALTED OR PRESERVED—										
Dates . . . . . tons	3	5	189	80	18	38	47	1,423	1,948	5
GLASS AND GLASSWARE . value	—	—	—	—	—	234	103	11	742	4
HARDWARE (EXCLUDING CUTLERY AND ELECTRO- PLATED WARE) . . . . . "	—	—	—	—	—	484	156	..	631	2
MACHINERY AND MILL WORK . "	—	—	—	—	—	..	..	..	..	1,2
MATCHES . . . . . Gross of boxes	1,625	..	..	3,000	2,025	102	..	..	531	3
OILS—										
Mineral . . . . . cabs.	85,460	4,059	..	128	..	1,778	234	..	31	..
Other kinds . . . . . "	300	100	..	288	180	58	60	..	130	..
Total Oils . . . . . "	35,820	4,159	..	416	180	1,811	294	..	161	..
PAPER AND PAPERBOARD . value	—	—	—	—	—	116	656	42	6	..
SPICES—										
Cloves . . . . . cwt	..	44	110	156	..	..	139	292	1,213	..
SUGAR—										
Sugar, 16 Dutch standard and above tons	113	77	154	516	94	2,727	2,046	4,119	24,282	7,4
TEXTILES—										
Cotton—										
Twist and yarn . . lbs	4,500	3,700	10,000	..	..	352	303	1,666	..	..
Manufactures—										
Piece goods—										
Grey (unbleached) . yards	46,440	196,700	161,700	1,757,500	505,639	639	3,162	5,353	88,891	27,5
White (bleached) . . "	32,530	50,400	6,500	8,892	..	538	765	275	478	..
Coloured, printed, or dyed . . . . . "	194,902	72,064	3,200	80,811	23,563	3,167	1,470	187	1,099	2,3
Total Piece goods . . . "	273,872	319,164	171,400	1,797,203	534,192	4,329	5,417	5,820	90,463	30,1
Other sorts of manu- factures . . . . . value	—	—	—	—	—	132	327	170	606	1
Total Cotton manufac- tures (including twist and yarn) . . . . . "	—	—	—	—	—	4,813	6,047	7,056	91,068	30,3
ALL OTHER ARTICLES OF MERCHANDISE . . . . . "	—	—	—	—	—	826	430	1,196	3,685	2,0
GRAND TOTAL . . . . . "	—	—	—	—	—	11,145	9,918	14,739	124,462	42,84
GRAND TOTAL OF INDIAN AND FOREIGN MERCHANDISE . . . . . "	—	—	—	—	—	68,379	63,896	53,271	217,423	185,27

SOMALILAND (BRITISH AND FRENCH)  
IMPORTS THEREFROM

ARTICLES	QUANTITY					VALUE				
	1916-17	1917-18	1918-19	1919-20	1920-21	1916-17	1917-18	1918-19	1919-20	1920-21
						£	£	£	£	£
GUMS AND RESINS . . . . . cwt	91	60	..	344	..	166	78	..	1,948	..
ARTICLES IMPORTED BY POST . . . . . value	—	—	—	—	—	7	43	54	60	16
ALL OTHER ARTICLES OF MERCHANDISE . . . . . "	—	—	—	—	—	15	5	429	317	..
GRAND TOTAL . . . . . "	—	—	—	—	—	188	126	483	2,325	16

NOTE.—The sterling figures have been converted at the rate of £10=£1 for 1919-20 and 1920-21, and £15=£1 for earlier years

No. 13—continued

## SOMALILAND (BRITISH AND FRENCH)—continued

## EXPORTS THERE TO

## INDIAN MERCHANDISE

ARTICLES	QUANTITY					VALUE				
	1916-17	1917-18	1918-19	1919-20	1920-21	1916-17	1917-18	1918-19	1919-20	1920-21
HANDLES OF ALL KINDS. lbs	..	20,312	..	89,375	45	£	£ 381	£	£ 3,402	£
MEDICALS AND CHEMICAL PREPARATIONS— Potassium compounds— Salt-petre . . . . . cwt	..	..	..	9,200	..	..	..	..	12,420	..
COAL, COKE, AND PATENT FUEL . . . . . tons	12,487	12,776	..	..	..	8,325	9,184	..	..	..
FODDER, BRAN, and POLLARDS (EXCLUDING OILCAKE) . . . . . value	—	—	—	—	—	8,221	4,726	2,791	2,400	500
GRAIN, PULSE, AND FLOUR— Jawar and bája . . . . . tons	1,096	1,563	7	203	101	9,333	14,168	173	4,478	9,339
Gram . . . . . "	1	2	456	539	..	7	20	5,865	11,663	..
Pulse . . . . . "	1	3	11	27	..	6	37	193	709	..
Rice, not in the husk . . . . . "	502	2,647	646	2,017	860	4,804	29,779	9,393	46,990	20,083
Wheat flour . . . . . "	132	333	553	312	172	1,974	5,564	2,292	10,225	6,489
Other sorts . . . . . "	2	1	..	5	94	29	10	..	120	2,300
Total Grain, Pulse, and flour . . . . . "	1,734	4,549	1,673	3,103	1,227	16,153	49,578	23,946	74,283	31,161
Sugar . . . . . "	7	15	7	12	..	165	405	169	829	15
TEA— Black . . . . . lbs	5,925	21,992	5,833	8,206	15,407	268	1,017	261	827	923
TEXTILES— Cotton— Twist and yarn . . . . . "	4,000	15,300	83,300	27,000	27,000	132	900	8,500	4,800	4,250
Manufactures— Piece goods— Grey unbleached . . . . . yards	15,750	873,070	2,174,232	460,590	..	175	11,475	45,309	15,578	..
White bleached . . . . . "	..	..	67,000	..	..	..	..	2,412	..	..
Coloured, printed, or dyed . . . . . "	..	39,200	156,499	12,600	..	..	1,080	5,200	450	..
Total Piece goods . . . . . "	15,750	912,270	2,399,731	473,190	..	175	12,555	52,922	16,028	..
Jobs manufactures— Gunny bags . . . . . no.	72,400	26,500	86,000	7,500	37,700	2,093	1,123	3,127	465	1,629
ARTICLES EXPORTED BY POST . . . . . value	—	—	—	—	—	1,741	3,511	636	2,740	10,175
ALL OTHER ARTICLES OF MERCHANDISE . . . . . "	—	—	—	—	—	1,098	1,309	819	8,808	1,234
GRAND TOTAL . . . . . "	—	—	—	—	—	28,367	84,779	93,271	122,002	49,986

## FOREIGN MERCHANDISE

ARTICLES	QUANTITY					VALUE				
	1916-17	1917-18	1918-19	1919-20	1920-21	1916-17	1917-18	1918-19	1919-20	1920-21
APPAREL (INCLUDING DRESSING, UNIFORMS AND ACCESSORIES, BUT EXCLUDING HOSIERY AND BOOTS AND SHOES) . . . . . value	—	—	—	—	—	..	..	..	606	..
HARDWARE (EXCLUDING CUTLERY AND ELECTRO-PLATED WARE) . . . . . "	—	—	—	13	..	20	..	51	822	177
METALS AND ORES . . . . . tons	..	..	..	..	..	9	..	..	1,560	25
SUGAR— Sugar, 16 Dutch standard and above . . . . . cwt	46	479	62	518	9	1,109	12,363	1,678	24,359	666
TEXTILES— Cotton— Twist and yarn . . . . . lbs	..	600	21,000	1,200	4,800	..	100	2,600	480	2,150
Manufactures— Piece goods— Grey (unbleached) . . . . . yards	26,800	679,900	5,521,250	2,537,518	..	337	16,449	194,371	119,585	..
White bleached . . . . . "	2,250	..	189,678	..	..	128	..	3,528	..	..
Coloured, printed or dyed . . . . . "	1,800	32,043	2,579	61,868	..	94	865	123	2,435	..
Total Piece goods . . . . . "	30,850	711,943	5,713,507	2,599,386	..	569	17,314	200,022	119,020	..
Other sorts . . . . . value	—	—	—	—	—	..	808	..	48	160
Total Cotton manufactures (including twist and yarn) . . . . . "	—	—	—	—	—	569	17,322	203,625	119,546	2,210
Haberdashery, millinery . . . . . "	..	..	1,450	648	80	..	..	1,173	888	79
Silk, raw . . . . . lbs	..	..	..	..	..	47	261	261	263	2,314
ARTICLES RE-EXPORTED BY POST . . . . . value	—	—	—	—	—	161	414	701	2,449	942
ALL OTHER ARTICLES OF MERCHANDISE . . . . . "	—	—	—	—	—	1,915	20,340	207,590	161,422	7,227
GRAND TOTAL . . . . . "	—	—	—	—	—	40,292	115,159	300,961	273,494	87,343

have been converted at the rate of £10-21 for 1919-20 and 1920-21, and £15-21 for earlier years.

ABYSSINIA  
OTHER COUNTRIES IN AFRICA

( 464 )

No. 13—continued

ABYSSINIA  
IMPORTS THEREFROM  
Nil

EXPORTS THERETO

INDIAN MERCHANDISE										
ARTICLES	QUANTITY					VALUE				
	1916-17	1917-18	1918-19	1919-20	1920-21	1916-17	1917-18	1918-19	1919-20	1920-21
TOTAL VALUE	—	—	—	—	—	£ 35	£ ..	£ 18	£ ..	£ ..
FOREIGN MERCHANDISE										
ARTICLES	QUANTITY					VALUE				
	1916-17	1917-18	1918-19	1919-20	1920-21	1916-17	1917-18	1918-19	1919-20	1920-21
TOTAL VALUE	—	—	—	—	—	£ ..	£ ..	£ 29	£ 35	£ ..
GRAND TOTAL OF INDIAN AND FOREIGN MERCHANDISE . . . value	—	—	—	—	—	£ 35	£ ..	£ 47	£ 35	£ 50

OTHER COUNTRIES IN AFRICA  
IMPORTS THEREFROM

ARTICLES	QUANTITY					VALUE				
	1916-17	1917-18	1918-19	1919-20	1920-21	1916-17	1917-18	1918-19	1919-20	1920-21
TOTAL VALUE	—	—	—	—	—	£ ..	£ ..	£ 16	£ 11	£ 5

EXPORTS THERETO

INDIAN MERCHANDISE										
ARTICLES	QUANTITY					VALUE				
	1916-17	1917-18	1918-19	1919-20	1920-21	1916-17	1917-18	1918-19	1919-20	1920-21
TOTAL VALUE	—	—	—	—	—	£ 1,836	£ 1,613	£ 3,244	£ 341	£ ..
FOREIGN MERCHANDISE										
ARTICLES	QUANTITY					VALUE				
	1916-17	1917-18	1918-19	1919-20	1920-21	1916-17	1917-18	1918-19	1919-20	1920-21
TOTAL VALUE	—	—	—	—	—	£ ..	£ ..	£ 199	£ ..	£ ..
GRAND TOTAL OF INDIAN AND FOREIGN MERCHANDISE . . . value	—	—	—	—	—	£ 1,836	£ 1,613	£ 3,443	£ 341	£ ..

NOTE.—The sterling figures have been converted at the rate of £1 = 100 Indian Rupees.

No. 13—continued  
 NORTH AMERICA—CANADA  
 IMPORTS THEREFROM

ARTICLES	QUANTITY					VALUE				
	1916-17	1917-18	1918-19	1919-20	1920-21	1916-17	1917-18	1918-19	1919-20	1920-21
CARRIAGES AND CARTS (excluding RAILWAY CARRIAGES) AND PARTS THEREOF									7,972	12,547
CHEMICALS AND CHEMICAL PREPARATIONS (excluding CHEMICAL MANURES AND MEDICINES)—										
ACIDS—										
Acetic (pyroligneous) (a) cwt					300					2,522
Other sorts of chemicals								521	404	2,014
Total Chemicals and chemical preparations								521	404	2,576
DRUGS AND MEDICINES (excluding CHEMICALS AND NARCOTICS)							155		1,550	
FURNITURE AND CARPENTRY									87	2,000
HARDWARE, excluding CUTLERY, AND ELECTRO-PLATED WARE—										
Enamelled ironware	51									2,700
Lamps, metal					4,302					1,204
Other sorts							2,618			2,191
Total Hardware, etc.							2,618			2,191
LIQUORS, including METHYLATED AND PERFUMED SPIRITS—										
Ale, beer, and porter		1,889	7,071				368	2,887		
Spirit	70	50	1,424	550	2,419	23	122	3,178	590	4,400
Total Liquors, etc.	70	1,939	8,495	550	2,419	23	490	4,065	590	4,400
MACHINERY AND MILLWORK—										
Machinery, not being prime movers or electrical machinery—										
Agricultural machinery										7,052
Other sorts of machinery							471	234	972	2,576
Total Machinery and Millwork							471	234	972	2,576
IRON AND STEEL—										
Iron or Steel—										
Nails, rivets and washers, (excluding wire nails)	90	24		25	61	1,754	950		1,720	2,412
Pipes and fittings, cast	88				51	2,200				4,392
Sheets and plates—										
Not galvanised or tinned					104					2,501
Galvanised or tinned					545	202	1,116	10		20,578
Wire, other than fencing wire (a)					35					2,225
Wire nails (a)					112					6,050
Other manufactures of iron or steel	34	123	12		33	201	4,222	574		2,207
Total Iron or Steel	220	121	12	25	277	4,200	5,318	584	1,720	22,568
Total Metals (including Ores)	220	121	12	25	277	4,200	5,318	584	1,720	22,568
MOTOR CARS, MOTOR CYCLES, MOTOR WAGONS, AND PARTS THEREOF—										
Motor Cars				20	1,928				2,508	212,242
Motor Wagons				16	302				2,102	125,455
Parts and accessories (excluding rubber tyres)									584	165,726
Total Motor Cars and Motor Cycles, etc.									5,204	304,742

NOTE.—The sterling figures have been converted at the rate of £10=£1 for 1919-20 and 1920-21, and £15=£1 for earlier years.



NORTH AMERICA—CANADA—continued

IMPORTS THEREFROM—continued

ARTICLES	QUANTITY					VALUE				
	1916-17	1917-18	1918-19	1919-20	1920-21	1916-17	1917-18	1918-19	1919-20	1920-21
<b>PAPER AND PASTEBOARD—</b>						\$	\$	\$	\$	\$
Paper—										
Packaging paper . . . cwt					475					2,800
Printing paper . . . "	221				1,433	288				6,000
Writing paper and envelopes . . . value										85,800
Other kinds of paper . . . cwt					83		8			300
Paper manufactures (a) . . . value										7,300
Pasteboard, millboard and cardboard of all kinds . . . cwt			2,788	8,277	2,599			6,275	25,143	11,100
<b>Total Paper and Pasteboard value</b>						288	3	6,275	25,143	63,800
<b>PAPER MAKING MATERIALS—</b>										
Pulp of wood . . . cwt					2,098					8,000
<b>PROVISIONS AND OILMAN'S STORES (including FISH AND FRUITS AND VEGETABLES CANNED OR BOTTLED) . . . value</b>						270	17	664	209	2,100
<b>RAILWAY PLANT AND ROLLING STOCK—</b>										
Sleepers of wood . . . tons					6,215					207,500
<b>RUBBER—</b>										
Manufactures—										
Tyres for motor cars and motor cycles . . . No.					1,136					1,100
Tubes for motor tyres . . . "					1,006					1,100
<b>Total Rubber manufactures value</b>										11,000
<b>SKIS, PARTS OF (including LAUNCHES AND BOATS) . . . "</b>							10,341	21,781		
<b>TEXTILES—</b>										
Haberlashery and Millinery . . . "										7,000
<b>TOBACCO—</b>										
Unmanufactured . . . lbs				3,190					1,127	
<b>WOOD AND TIMBER . . . value</b>						18	38,911			1,100
<b>ARTICLES IMPORTED BY POST . . . "</b>						13	15		18	
<b>ALL OTHER ARTICLES OF MERCHANDISE . . . "</b>						502	1,040	649	1,885	11,000
<b>GRAND TOTAL . . . "</b>						5,963	50,377	34,232	47,857	1,329,000

EXPORTS THERETO

INDIAN MERCHANDISE

ARTICLES	QUANTITY					VALUE				
	1916-17	1917-18	1918-19	1919-20	1920-21	1916-17	1917-18	1918-19	1919-20	1920-21
<b>COIN, MANUFACTURED (EXCLUDING HOPE) . . . tons</b>	104	132	115	80	87	1,228	2,185	2,814	2,428	2,500
<b>DYEING AND TANNING SUBSTANCES—</b>										
Myrobalans . . . cwt		284	5,998	2,000			545	2,286	1,400	
Other sorts . . . "								1		
<b>Total Dyeing and Tanning substances . . . "</b>		284	5,998	2,000			545	2,287	1,400	
<b>FIRES FOR BRUSHES AND BROOMS . . . tons</b>	11	2	40	2		257	40	1,181	54	
<b>GRAIN, PULS, AND FLOUR—</b>										
Pulse . . . "		664					6,837			
Rice, not in the husk . . . "	200		2,101			1,333		20,704		
<b>QUIN AND RESINS . . . cwt</b>				498					2,399	

NORTH AMERICA—CANADA—continued

EXPORTS THEREOF—continued

INDIAN MERCHANDISE—continued

ARTICLES	UNIT	QUANTITY					VALUE				
		1916-17	1917-18	1918-19	1919-20	1920-21	1916-17	1917-18	1918-19	1919-20	1920-21
HIDES AND SKINS, RAW											
Hides, raw	tons	643	50	..	455	..	6	6	6	6	
Skins, raw	no.	86,998	9,600	..	87,047	..	87,535	7,760	88,538	81,378	
Goat skins	tons	41	96	827	173	142	5,092	18,085	97,328	71,415	
Sheep skins	tons	..	..	33	..	..	..	..	3,082	..	
Total Hides and Skins, raw	tons	684	146	860	628	142	92,627	25,845	101,200	157,271	
	no.	86,998	102,716	763,597	290,182	248,568					
Shell	cwts	730,01	2,293	2,724	3,221	3,320	271,400	2,400	23,296	62,920	
MEALS AND OATS	tons	..	..	1,997	..	..	..	..	49,933	141	
IRON	cwts	..	..	..	..	5	..	..	..	7,737	
OILS—											
VEGETABLE, NON-ESSENTIAL—											
Coconut	gals.	8,384	5,063	650,920	..	4,714	1,118	798	30,392	1,170	
PARAFFIN WAX	tons	..	30	15	5	10	..	910	453	485	
Provision and oilman stores value	value	..	..	..	..	..	1	..	240	1,023	
ROUBER, RAW	lbs	571,81	591,91	548,284	5,000	..	..	..	58,771	760	
SPICES—											
Ginger	cwts	..	..	1	300	300	..	..	3	840	
Pepper	tons	2,300	425	992	1,400	..	7,392	1,375	2,806	5,910	
Other sorts	..	..	..	..	63	..	..	..	..	300	
Total Spices	..	2,300	425	993	1,763	300	7,392	1,375	2,807	7,040	
TEA—											
Black	no.	3,342,893	21,152,917	928,472	3,299,470	7,769,823	319,011	671,460	29,343	425,181	
Green	..	300,199	718,74	..	..	226,111	3,753	..	..	4,480	
Total Tea	..	3,643,092	21,871,657	928,472	3,299,470	7,995,934	322,764	671,460	29,343	429,661	
TEXTILES—											
Manufactures—											
Gunny bags	no.	442,500	578,000	..	225,000	781,000	7,081	7,220	17,780	67,374	
cloth	yards	47,397,900	61,982,900	59,367,600	39,223,000	41,415,400	541,797	823,920	1,277,630	1,025,344	
Wool—											
Manufactures—											
Carpets and rugs	lbs	..	..	4,776	6,508	18,908	..	..	3,167	7,779	
TOBACCO—											
Cigarettes	lbs	..	..	..	..	22,410	..	..	..	5,174	
ALL OTHER ARTICLES OF MERCHANDISE	value	..	..	..	..	..	22	111	489	164	
GRAND TOTAL							999,499	1,647,744	1,612,518	1,602,664	

FOREIGN MERCHANDISE

ARTICLES	UNIT	QUANTITY					VALUE				
		1916-17	1917-18	1918-19	1919-20	1920-21	1916-17	1917-18	1918-19	1919-20	1920-21
CARRIAGES AND CARTS INCLUDING RAILWAY CARRIAGES AND PARTS THEREOF	value	..	..	..	..	..	..	..	..	..	2,236
GRAYS AND RUBBER	cwts	..	..	..	..	..	..	..	2,400	..	
Textiles—											
Woolen manufactures	value	..	..	..	..	..	..	..	..	2,000	
ALL OTHER ARTICLES OF MERCHANDISE	..	..	..	..	..	..	..	..	69	548	
GRAND TOTAL									2,469	638	
GRAND TOTAL OF INDIAN AND FOREIGN MERCHANDISE							999,499	1,647,744	1,612,587	1,603,292	

NOTE.—The sterling figures have been converted at the rate of \$10=£1 for 1918-20 and 1920-21, and \$16=£1 for earlier years

NORTH AMERICA—UNITED STATES  
IMPORTS THEREFROM

ARTICLES	QUANTITY					VALUE				
	1916-17	1917-18	1918-19	1919-20	1920-21	1916-17	1917-18	1918-19	1919-20	1920-21
<b>APPAREL (excluding HOSIERY AND BOOTS AND SHOES)—</b>						\$	\$	\$	\$	\$
Apparel (including drapery, uniforms, accoutrements) . . . . .	—	—	—	—	—	5,811	5,780	27,880	31,352	31,077
Hats, caps, bonnets and hatters' ware . . . . .	—	—	—	—	—	78	8	327	525	2,185
Second-hand clothing . . . . .	—	—	—	—	—	273	8,828	12,049	5,236	20,314
Water proofed clothing . . . . .	—	—	—	—	—	50	40	80	1,852	61
Others . . . . .	—	—	—	—	—	—	—	47	6	—
<b>Total Apparel, etc.</b> . . . . .	—	—	—	—	—	6,211	9,451	40,183	38,971	51,947
<b>ARMS, AMMUNITION, AND MILITARY STORES—</b>										
Cartridge cases . . . . .	2,381,420	2,049,185	2,006,554	2,410,381	2,422,030	7,542	10,042	36,846	57,032	15,430
Fire-arms, and parts thereof . . . . .	—	—	—	—	—	10,198	6,123	10,586	29,774	49,361
Other sorts . . . . .	—	—	—	—	—	906	1,054	4,845	2,512	1,631
<b>Total Arms, Ammunition and Military stores</b> . . . . .	—	—	—	—	—	18,646	17,219	52,277	90,218	66,422
<b>AWINGS—</b>										
Manufactured (except for packing) (a) . . . . .	—	—	—	—	—	—	—	—	4,189	2,849
<b>BELTING FOR MACHINERY—</b>										
Of Cotton (a) . . . . .	—	—	—	—	—	—	—	—	10,023	11,711
Of Leather . . . . .	—	—	—	—	—	19,029	13,479	10,581	41,071	75,611
Of other materials (including coil) . . . . .	—	—	—	—	—	2,450	4,386	22,180	11,274	19,781
<b>Total Belting for Machinery</b> . . . . .	—	—	—	—	—	22,379	17,865	32,761	62,368	107,103
<b>BOBBINS (b)</b> . . . . .	—	—	—	—	—	—	—	123	—	1,365
<b>BOOKS, PRINTED, AND PRINTED MATTER (not being STATIONERY), including MAPS AND CHARTS</b> . . . . .	649	766	989	1,871	1,462	7,455	9,361	12,136	26,248	36,731
<b>BOOTS AND SHOES—</b>										
Of leather . . . . .	68,345	40,056	69,311	226,412	220,665	43,643	22,855	35,918	198,879	401,181
Of other materials . . . . .	9,900	4,507	14,067	33,076	32,354	2,584	1,080	3,831	13,042	31,096
<b>Total Boots and Shoes</b> . . . . .	98,345	44,563	83,378	259,488	253,019	46,227	23,935	39,749	211,921	432,277
<b>BRISTLES AND FIBRE FOR BRUSHES AND BROOMS</b> . . . . .	—	—	—	—	—	—	—	150	1,444	—
<b>BRUSHES AND BROOMS</b> . . . . .	6,577	7,011	4,218	19,727	42,978	8,068	4,945	2,514	14,843	48,815
Brushes—										
Paint and varnish brushes (a) . . . . .	—	—	—	3,029	3,751	—	—	—	1,794	4,851
Police brushes (a) . . . . .	—	—	—	10,528	26,190	—	—	—	7,590	22,343
Other brushes (a) . . . . .	—	—	—	6,892	12,968	—	—	—	5,116	15,372
<b>Total Brushes (a)</b> . . . . .	—	—	—	19,449	42,907	—	—	—	14,500	42,566
Brooms (a) . . . . .	—	—	—	378	71	—	—	—	343	249
<b>Total Brushes and Brooms</b> . . . . .	6,577	7,011	4,218	19,727	42,978	8,068	4,945	2,514	14,843	48,815
<b>BUILDING AND ENGINEERING MATERIALS, other than IRON, STEEL, OR WOOD—</b>										
Asphalt . . . . .	262	438	1,709	1,078	1,304	2,263	5,050	30,245	23,700	28,229
Bricks—										
Common (a) . . . . .	—	—	—	—	6,000	—	—	—	—	1,341
Firebricks (b) . . . . .	—	—	22,507	544	1,36,949	—	—	20,965	30	10,603
Cement—										
Portland (b) . . . . .	—	—	—	909	97	—	—	—	—	—
Other kinds . . . . .	126	18	3	189	28	1,849	294	163	10,145	1,196
<b>Total Cement</b> . . . . .	126	18	3	1,198	125	1,849	294	163	14,618	2,391
Tiles . . . . .	—	—	—	30,052	227,243	—	—	—	—	2,785
Other kinds . . . . .	—	—	—	—	—	7,173	25,790	—	—	—
<b>Total Building and Engineering materials</b> . . . . .	—	—	—	—	—	11,285	31,134	73,779	65,545	67,331

NOTE. The sterling figures have been converted at the rate of \$10=£1 for 1919-20 and 1920-21, and \$15=£1 for earlier years.  
(a) Separately recorded from April, 1919

No. 13—continued

NORTH AMERICA—UNITED STATES—continued

IMPORTS THEREFROM—continued

ARTICLES	QUANTITY					VALUE				
	1916-17	1917-18	1918-19	1919-20	1920-21	1916-17	1917-18	1918-19	1919-20	1920-21
BUTTONS OF ALL SORTS—value	—	—	—	—	—	802	565	819	2,804	10,000
CARRIAGES AND CARTS (excluding RAILWAY CARRIAGES), AND PARTS THEREOF—value	7,828	4,624	20,788	17,822	9,929	4,484	4,702	1,456	2,004	107,000
Parts of carriages and carts (excluding rubber tyres) value	—	—	—	—	—	2,070	2,821	10,000	9 61,714	144,350
Perambulators and children's go-carts (c)—value	100.7	624.22	249	536	865	—	—	—	—	—
Parts of Perambulators, and children's go-carts (c)—value	—	—	—	—	—	—	—	—	—	—
<b>Total Carriages and Carts</b>	—	—	—	—	—	7,454	8,522	12,516	70,821	256,350
<b>CHEMICALS AND CHEMICAL PREPARATIONS (excluding CHEMICAL MANURES AND MEDICINES)—value</b>	879	1,111	—	—	—	—	—	—	—	—
Acids—value	208	281	2,081	877	240	3,002	4,514	11,239	6,920	6,454
Aluminous sulphates	8	9,105	—	2,571	802	8	12,800	—	2,781	1,191
Ammonia and salts thereof	507	214	20	715	413	3,707	1,222	243	7,700	6,070
Bleaching materials	—	4,978	2,592	2,450	20,650	—	7,777	2,220	24,454	78,407
Carbide of calcium	727	228	1,538	121	998	801	988	6,293	378	1,740
Disinfectants	12	573	278	80	94	89	1,183	1,224	813	223
Glycerine (b)	—	—	—	—	183	—	—	—	—	2,024
Lead compounds (c)	203	110	—	485	83	—	—	—	2,122	374
Potassium compounds	106	1,988	162	51	200	1,594	23,700	2,140	370	2,211
Soda compounds—value	—	—	—	—	—	—	—	—	—	—
Bicarbonate of soda	110	—	511	66	23	—	87	2,023	133	50
Bichromate of Soda (a)	—	—	—	121	2,255	—	—	—	770	20,226
Caustic soda	12,719	33,580	6,898	19,347	12,849	19,783	61,677	14,220	27,687	10,477
Soda sulphide (c)	—	—	—	423	1,304	—	—	—	389	6,826
Sulphur (Brimstone)	—	3,326	200	11,234	24,320	—	3,348	—	11,945	24,291
Other sorts of chemicals value	—	—	—	—	—	20,975	78,323	22,256	21,090	21,443
<b>Total Chemicals and Chemical preparations, etc.</b>	—	—	—	—	—	54,529	106,566	94,023	106,807	212,094
<b>CLOCKS AND WATCHES AND PARTS THEREOF—value</b>	72,927	40,879	75,087	100,370	104,290	29,700	11,500	23,300	48,876	92,112
Clocks and time-pieces	—	—	—	—	—	1,216	290	778	3,240	3,224
Watches	9,665	4,908	2,212	2,461	4,173	—	—	—	—	—
Parts of clocks and watches	—	—	—	—	—	107	60	23	346	654
<b>Total Clocks and Watches and parts thereof</b>	—	—	—	—	—	20,900	12,641	24,101	50,272	97,620
<b>CORDAGE AND ROPE OF VEGETABLE FIBRE (excluding JUTE AND COTTON)—value</b>	100.3	310.4	270	579	106	17	18	3,022	4,448	1,123
<b>COKE MANUFACTURES—value</b>	111	76	109	77	167	809	1,771	1,982	3,724	2,094
<b>CUTLERY—value</b>	—	—	—	—	—	23,870	27,352	61,344	120,312	172,960
<b>CYCLES (other than MOTOR CYCLES) AND PARTS THEREOF AND ACCESSORIES—value</b>	—	—	—	—	—	1,020	4,421	8,412	11,608	22,220
<b>DRUGS AND MEDICINES (including chemicals and narcotics)—value</b>	—	—	—	—	—	—	—	—	—	—
Proprietary and patent medicines	—	—	—	—	—	20,400	23,741	66,957	78,200	49,520
Quinine salts—value	—	—	—	—	—	—	—	—	—	—
Quinine sulphate, or bisulphate	1,867	7,772	5,071	4,673	2,637	2,202	8,016	8,146	12,540	42,122
Other sorts	509	1,997	24	742	1,806	1,085	1,291	64	1,822	5,500
Sanaparina and preparations thereof	—	—	—	—	—	7	6	63	2,342	1,402
Other sorts of drugs and medicines	—	—	—	—	—	22,015	22,202	49,091	126,408	94,787
<b>Total Drugs and Medicines—value</b>	—	—	—	—	—	47,708	64,246	105,224	220,072	157,508

NOTE.—The sterling figures have been converted at the rate of \$10 = £1 for 1916-17 and 1920-21, and \$15 = £1 for earlier years.  
(a) Separately recorded from April, 1919.

NORTH AMERICA—UNITED STATES—continued

IMPORTS THEREFROM—continued

ARTICLES	QUANTITY					VALUE				
	1916-17	1917-18	1918-19	1919-20	1920-21	1916-17	1917-18	1918-19	1919-20	1920-21
<b>DYEING AND TANNING SUBSTANCES—</b>										
Dyes obtained from Coal tar—										
Alizarine . . . . . lbs		500	619	5,008	51,469		700	434	1,378	12
Aniline . . . . .	972,354	896,114	874,719	1,912,140	1,986,682	258,938	247,077	334,731	545,071	748
Indigo, synthetic . . . . . cwts				26	60				728	2
Other sorts (including lac-dye) . . . . . value						22,429	7,938	3,802	4,995	3
Total Dyeing and Tanning substances . . . . .						281,367	255,715	340,967	552,167	767
<b>ARTHUR WARE AND PORCELAIN (excluding PIPES OF ARTHURWARE)</b>										
Earthenware (excluding pipes)						844	476	314	2,704	3
Porcelain . . . . .									1,456	
Total Earthenware and Porcelain . . . . .						844	476	314	4,160	3
<b>ELECTROPLATED WARE</b>										
Furniture and household articles . . . . . value						1,866	976	1,522	2,657	6
<b>FRUITS AND VEGETABLES—</b>										
Fruits and vegetables dried, salted, or preserved, not being canned or bottled . . . . . tons	30	31	37	20	23	1,782	2,287	2,481	3,218	6
<b>FURNITURE AND CABINET-WARE—</b>										
Bedsteads . . . . . value						6,904	3,641	3,737	6,044	11
Furniture of wood (other than bedsteads) . . . . .						3,014	2,386	1,188	3,360	29
Furniture of other materials . . . . .						18,681	6,232	13,000	11,305	125
Mouldings . . . . .						4,089	2,652	7,047	6,973	29
Total Furniture and Cabinet-ware . . . . .						32,618	14,911	30,872	33,581	197
<b>GLASS AND GLASSWARE—</b>										
Bottles and phials . . . . . gross	22,172	14,824	36,142	18,057	24,788	3,988	3,188	5,831	7,404	16
Funnels, globes, and glass parts of lamps . . . . . value						4,631	3,373	3,210	1,199	24
Scientific glassware (e) . . . . .									308	1
Sheet and plate . . . . . supl. feet	2,402,160	54,000	42,650	599,753	198,814	39,219	1,773	2,254	22,011	9
Tableware (including decanters, tumblers, etc.) . . . . . value						829	541	40	677	4
Other glassware . . . . .						4,543	3,835	3,360	16,803	12
Total Glass and Glassware . . . . .						52,700	12,310	14,696	60,232	65
<b>GLUE (b) . . . . . cwt</b>										
GUMS AND RESINS—										
Resin . . . . .	4,749	12,488	6,993	3,419	7,084	5,731	18,747	4,190	21,332	16
Other sorts . . . . .	11,128	1,699	60	89	2,332	748	1,325	227	793	7
<b>HARDWARE excluding CUTLERY AND ELECTROPLATED WARE—</b>										
Agricultural implements value						5,973	7,303	16,954	19,563	67
Builders' hardware, such as locks, hinges, door bolts, etc. . . . .						41,555	53,308	71,838	73,372	257
Domestic hardware, other than enamelled iron-ware . . . . .						5,591	3,029	4,964	18,843	17
Enamelled ironware . . . . .						693	3,486	2,349	3,169	10
Gas mantles (e) . . . . .									14,647	25
Implements and tools, other than agricultural implements and machine tools . . . . .						45,418	111,788	177,538	240,983	333
Lamps, metal . . . . . no.	1,379,551	909,749	679,604	1,483,923	1,456,149	169,328	120,804	116,754	302,182	497
Glass . . . . .	2,463	2,353		2,363	1,323	337	245		241	1
Parts of lamps, other than glass . . . . . value						4,901	8,600	6,138	15,392	23
Safe and strong boxes of metal . . . . . no.	49	15	27	126	174	475	305	584	2,071	7
Stoves (b) . . . . .					9,192					10
Other sorts . . . . .						152,816	183,932	265,551	633,608	968
Total Hardware excluding Cutlery, etc. . . . .						392,097	504,718	663,009	1,229,849	2,958

NOTE.—The sterling figures have been converted at the rate of \$10=£1 for 1916-17 and 1920-21, and \$15=£1 for earlier years.  
 (e) Separately recorded from April, 1919  
 (b) . . . . . 1920

No. 13—continued  
NORTH AMERICA—UNITED STATES—continued  
IMPORTS THEREFROM—continued

ARTICLES	QUANTITY					VALUE				
	1916-17	1917-18	1918-19	1919-20	1920-21	1916-17	1917-18	1918-19	1919-20	1920-21
Hops	3,970	1,081	2,628	2,228	221	4,801	11,204	18,845	20,204	8,410
<b>INSTRUMENTS, APPARATUS, AND APPLIANCES, AND PARTS THEREOF—</b>										
Electrical, including telegraph and telephone apparatus, not being machinery										
Electric fans and parts thereof						29,218	79,389	93,368	134,787	183,100
Electric wires and cables—										
Rubber, insulated (a)									84,329	38,560
Insulations, other than rubber (a)						7,127	2,908	20,010	12,008	2,356
Telegraph and telephone wires and cables (b)										1,770
Bare copper wire (Electrolytic) (a)									7,600	108,878
Total Electric wires and cables						7,127	2,908	20,010	84,329	142,544
Telegraph and telephone instruments and apparatus (a)									28,718	8,281
Electric lamps and parts thereof—										
Electric glow lamps (a)						6,576	10,019	10,789	4,817	8,328
Other sorts									19,101	8,310
Batteries (a)									25,046	18,808
Carbons, electric (including furnace electrodes) (b)										1,225
Accumulators (including parts) (c)										11,220
Condensers, electric (b)										4,824
Electric lighting accessories and fittings (including switches) (b)										28,087
Electrical instruments (other than telegraphic and telephonic)—										
Meters (a)						201	201		1,181	8,974
Others (b)										244
Electro-medical apparatus (including X-ray apparatus) (b)										1,447
Switch boards (other than telegraph and telephone) (a)						29,208	48,704	118,689	270,289	514,048
Unenumerated						79,199	188,078	227,648	582,878	950,299
Total Electrical Instruments						79,199	188,078	227,648	582,878	950,299
Musical—										
Organs and Harmoniums, complete						228	229	419	605	2,048
Pianos and Piano players, complete						1,404	2,108	2,818	3,614	10,740
Talking machines and accessories—										
Talking machines						886	1,409	2,108	4,978	8,502
Records						804	1,825	17,187	28,207	4,189
Accessories										
Total Talking machines and accessories						1,690	3,234	21,295	33,185	12,691
Other sorts, including parts of musical instruments						7,667	5,119	3,064	20,802	24,488
Total Musical Instruments						11,419	11,381	28,407	54,682	48,118
Optical						6,885	19,752	19,788	29,507	60,248
Photographic						2,024	19,914	92,888	83,498	712,088
Scientific and philosophical						14,548	28,989	29,198	70,123	68,244
Surgical						18,975	8,897	12,988	44,847	48,088
Other kinds						2,548	1,829	18,714	6,802	11,871
Total Instruments, Apparatus, and Appliances, and parts thereof						126,265	239,440	429,623	909,662	1,284,923

NOTE.—The sterling figures have been converted at the rate of \$10=£1 for 1916-20 and 1920-21, and \$15=£1 for earlier years.  
(a) Separately recorded from April, 1919.

NORTH AMERICA—UNITED STATES—continued.

IMPORTS THEREFROM—continued.

ARTICLES	QUANTITY					VALUE				
	1916-17	1917-18	1918-19	1919-20	1920-21	1916-17	1917-18	1918-19	1919-20	1920-21
<b>IVORY—</b>						\$	\$	\$	\$	\$
Manufactured value							3,100	3,981		
<b>JEWELLERY (including IMITATION JEWELLERY AND PRECIOUS STONES AND FRANKS GEMSTONES), ALSO PLATE OF GOLD AND SILVER—</b>										
Jewellery value						88	196	31	2,138	2,711
Plate of gold and silver						96	183	146	2,982	7,900
<b>LEATHERS—</b>										
Hides and skins, tanned or dressed	tons									
	no.									
Unwrought	cwt.									
Leather cloth (a)	Value									
Artificial Leather (a) Manufactures (including boots and shoes and belting for machinery)										
Total Leather						14,641	18,280	30,197	66,610	105,000
<b>LIQUORS, (including METHYLATED AND FRAGRANCED SPIRITS—</b>										
Ale, beer, and porter—										
Ale and beer—										
In bottle	gal.					3,894	5,881	28,696	59,680	70,000
bulk							2			
Stout and porter—										
In bottle						3		102		
Total Ale, beer, and porter						3,897	5,883	28,798	59,700	70,000
Spirit—										
Gin						2		2,770		
Liqueurs						280	226	1,190	548	1,144
Rum							36	1,968	1,459	601
Whisky						1,072	1,261	2,576	6,408	3,611
Spirit, present in drugs, medicines, or chemicals						40,068	53,123	52,040	86,088	95,561
Spirit, perfumed						4,891	3,660	4,695	16,335	22,536
Other sorts of spirit						2,047	3,669	6,082	5,922	2,126
Total Spirit						48,060	61,575	71,461	116,760	126,608
Wines										
Other sorts of liquors						38	163	1,057	5,334	1,796
Total Liquors						51,985	68,921	101,305	178,794	128,151
<b>MACHINERY AND MILL-WORK—</b>										
Prime-movers (other than electrical)—										
Locomotives (excluding those for railways)—										
Oil-engines (b) value										
Steam-engines (b)						333	4,140	4,649	66,326	85,769
Others (b)										8,745
Other than Locomotives										
Oil-engines (b)										71,981
Steam-engines (b)						18,331	44,701	41,978	152,102	82,517
Others (b)										5,797
Total Prime-movers (other than electrical)						17,164	68,941	46,327	218,518	254,778

NOTE.—The sterling figures have been converted at the rate of R10 = £1 for 1916-20 and 1920-21, and R15 = £1 for earlier years.  
(a) Separately recorded from April, 1919  
(b) " " " " " 1920

## No. 13—continued

## NORTH AMERICA—UNITED STATES—continued

## IMPORTS THEREFROM—continued

ARTICLES	QUANTITY					VALUE				
	1916-17	1917-18	1918-19	1919-20	1920-21	1916-17	1917-18	1918-19	1919-20	1920-21
<b>MACHINERY AND MILLWORK—</b> <i>continued</i>						\$	\$	\$	\$	\$
Electrical machinery of all kinds not including instruments, apparatus and appliances and parts thereof—										
Control and Switchgear (a) . . . value	—	—	—	—	—	—	—	—	—	1,220
Generators, alternators, and dynamos . . . "	—	—	—	—	—	7,577	598	14,000	20,901	219,298
Motors . . . "	—	—	—	—	—	12,064	17,524	50,523	215,380	96,212
Transformers (b) . . . "	—	—	—	—	—	—	—	—	21,226	29,222
Turbo-generating sets (c) . . . "	—	—	—	—	—	—	—	—	—	2,127
Others . . . "	—	—	—	—	—	17,240	26,044	42,778	355,876	207,426
<b>Total Electrical machinery of all kinds, etc. . . "</b>						<b>24,811</b>	<b>55,064</b>	<b>106,063</b>	<b>622,993</b>	<b>664,242</b>
Machinery, not being prime-movers or electrical machinery—										
Agricultural machinery . . . "	—	—	—	—	—	241	122	804	25,222	171,702
Boilers . . . "	—	—	—	—	—	2,401	12,548	107,790	170,768	22,471
Boot and Shoe manufacturing machinery (e) . . . "	—	—	—	—	—	—	—	—	—	27,978
Leather tanning and curing machinery (e) . . . "	—	—	—	—	—	—	—	—	—	22,409
Machine tools (e) . . . "	—	—	—	—	—	—	—	—	—	289,066
Metal working machinery . . . "	—	—	—	—	—	5,111	2,070	1,422	20,050	44,456
Mining machinery . . . "	—	—	—	—	—	22,408	14,523	60,722	107,222	124,115
Oil crushing and refining machinery . . . "	—	—	—	—	—	7,992	22,440	22,050	104,044	20,008
Paper mill machinery . . . "	—	—	—	—	—	2,289	5,225	7,042	17,449	11,011
Refrigerating machinery . . . "	—	—	—	—	—	442	2,297	2,222	5,962	116,222
Rice and flour mill machinery . . . "	—	—	—	—	—	14,226	14,202	14,692	22,202	51,409
Saw mill and wood working machinery . . . "	—	—	—	—	—	471	2,244	9,560	20,022	29,927
Sewing and knitting machines, and parts thereof—										
Sewing and knitting machines . . . no.	2,747	11,207	2,405	1,091	1,519	15,112	59,222	20,242	12,220	14,520
Parts of sewing and knitting machines and accessories . value	—	—	—	—	—	1,221	4,097	12,222	42,174	12,227
Sugar machinery . . . "	—	—	—	—	—	705	1,222	2,022	112	122
Textile machinery—										
Cotton—										
Bleaching and dyeing machinery (a) value	—	—	—	—	—	—	—	—	—	7,201
Spinning machinery (a) . . . "	—	—	—	—	—	—	—	—	—	5,041
Weaving machinery (a) . . . "	—	—	—	—	—	—	—	—	—	79,204
Other sorts (a) . . . "	—	—	—	—	—	—	—	—	—	16,421
Jute . . . "	—	—	—	—	—	212	11,792	2,042	106,520	27,221
Other sorts of textile machinery . . . "	—	—	—	—	—	2,240	22,022	102,222	72,277	6,022
<b>Total Textile machinery . . . "</b>						<b>2,452</b>	<b>44,227</b>	<b>104,222</b>	<b>177,207</b>	<b>201,201</b>
Typewriters—										
Typewriters . . . no.	4,721	7,222	6,719	10,444	14,192	52,192	102,221	76,244	122,217	222,722
Parts and accessories . value	—	—	—	—	—	7,224	2,020	14,212	21,724	22,220
Other sorts of machinery . . . "	—	—	—	—	—	24,124	222,220	202,240	992,227	1,422,212
<b>Total Machinery and Millwork . . . "</b>						<b>272,222</b>	<b>622,274</b>	<b>922,222</b>	<b>2,722,271</b>	<b>4,222,201</b>
MANURES . . . tons	10	—	—	110	—	211	—	—	2,221	—

NOTE.—The sterling figures have been converted at the rate of \$10—21 for 1919-20 and 1920-21, and \$15—21 for earlier years  
 (a) Separately recorded from April, 1920  
 (b) " " " " April, 1918



No. 13—continued  
 NORTH AMERICA—UNITED STATES—continued  
 IMPORTS THEREFROM—continued

ARTICLES	QUANTITY					VALUE				
	1916-17	1917-18	1918-19	1919-20	1920-21	1916-17	1917-18	1918-19	1919-20	1920-21
						£	£	£	£	£
<b>METALS AND ORES—</b>										
<b>Aluminium—</b>										
Unwrought (ingots, blocks, bars, and slabs) . . . cwt	..	..	2,544	950	5,204	..	..	35,073	11,440	54,658
<b>Wrought—</b>										
Circles (b) . . . }	433	628	472	1,154	4,098	7,124	12,915	7,297	14,495	50,234
Sheets (b) . . . }					1,011					
Other manufactures . . . }	40	4	3	12	1,120					
<b>Total Aluminium</b> . . .	<b>473</b>	<b>632</b>	<b>3,019</b>	<b>2,116</b>	<b>11,433</b>	<b>7,640</b>	<b>13,028</b>	<b>42,405</b>	<b>26,309</b>	<b>136,156</b>
<b>Brass, Bronze, and similar alloys and manufactures thereof—</b>										
<b>Wrought—</b>										
Mixed or yellow metal for sheathing cwt	15	41	..	36	3,043	122	488	..	236	36,742
Other sorts . . .	418	1,234	1,188	437	1,427	2,102	17,140	18,508	8,048	18,112
<b>Total Brass, Bronze, etc.</b> . . .	<b>433</b>	<b>1,275</b>	<b>1,188</b>	<b>473</b>	<b>6,370</b>	<b>2,224</b>	<b>17,628</b>	<b>18,508</b>	<b>8,284</b>	<b>54,854</b>
<b>Copper—</b>										
Unwrought . . . cwt	24	3	11	803	21	238	34	85	5,199	126
<b>Wrought—</b>										
Bars and sheets . . .	7	32	33	8,038	120,994	107	417	320	40,548	1,102,624
Wire (excluding wire of telegraph and telephone) . . .	1	77	2,388	1,357	583	7	758	14,495	12,181	6,327
Other manufactures . . .	289	1,249	685	1,749	1,208	3,242	15,820	9,118	19,133	10,825
<b>Total Copper (excluding Ore)</b> . . .	<b>321</b>	<b>1,361</b>	<b>3,117</b>	<b>12,057</b>	<b>122,896</b>	<b>3,594</b>	<b>17,029</b>	<b>24,024</b>	<b>86,061</b>	<b>1,125,902</b>
<b>Iron—</b>										
<b>Manufactures—</b>										
Angle, bolt, and rod . . . tons	40	448	486	311	388	621	13,966	21,724	16,435	10,729
Bars and channels . . .	471	1,002	4,140	3,183	1,153	7,180	29,989	145,941	113,739	34,092
<b>Total Iron manufactures</b> . . .	<b>511</b>	<b>1,450</b>	<b>4,626</b>	<b>3,494</b>	<b>1,541</b>	<b>7,801</b>	<b>43,955</b>	<b>167,665</b>	<b>130,174</b>	<b>44,821</b>
<b>Iron or Steel—</b>										
Anchor and cables . . .	8	..	2	3	6	263	38	154	154	1,487
Beams, pillars, girders, and bridge-work . . .	1,868	261	293	2,205	6,471	25,224	5,833	10,592	63,907	280,269
Bolts and nuts . . .	993	373	1,684	1,759	1,176	36,196	18,589	114,519	100,221	109,840
Hoops and strips . . .	8,857	7,428	8,209	11,263	3,746	136,476	277,226	391,949	479,182	121,098
Nails, rivets, and washers (excluding wire nails) . . .	7,389	4,693	10,401	2,285	1,022	200,135	187,512	501,834	111,212	72,952
Pipes and fittings, cast . . .	1,111	373	1,780	2,105	4,288	24,754	18,036	73,227	110,133	248,453
Rails, chairs, and fish-plates (excluding those for railways) . . .	579	549	83	5,220	4,555	6,768	11,672	2,137	116,409	131,555
Screws . . .	670	174	1,568	610	582	29,997	15,983	195,476	101,706	81,031
<b>Sheets and plates—</b>										
<b>Galvanized—</b>										
Corrugated (a) . . . }	2,138	4,203	629	2,740	5,858	64,308	166,458	60,993	106,145	252,341
Plain (a) . . . }				401	672				19,950	32,679
Tinned . . .				16,528	8,576				4,838	12,621
Not galvanized or tinned . . .	5,076	14,471	7,679	13,296	20,478	125,201	525,492	450,836	561,947	724,579
<b>Total Sheets and Plates</b> . . .	<b>29,748</b>	<b>27,588</b>	<b>13,134</b>	<b>29,760</b>	<b>31,237</b>	<b>567,196</b>	<b>671,948</b>	<b>654,277</b>	<b>1,229,462</b>	<b>1,334,169</b>

NOV. — The sterling figures have been converted at the rate of \$10 = £1 for 1919-20 and 1920-21, and \$15 = £1 for earlier years.  
 (a) Separately recorded from April, 1919  
 (b) April, 1925

No. 13—continued  
 NORTH AMERICA—UNITED STATES—continued  
 IMPORTS THEREFROM—continued

ARTICLES	QUANTITY					VALUE				
	1916-17	1917-18	1918-19	1919-20	1920-21	1916-17	1917-18	1918-19	1919-20	1920-21
<b>METALS AND ORES—continued</b>										
<b>Iron or Steel—continued</b>										
Tubes, pipes and fittings, wrought . . . tons	12,455	7,739	5,842	26,047	21,192	304,049	254,623	254,908	1,166,336	1,245,628
Wire—										
Fencing wire (a) . . . "	2,078	5,449	5,312	429	305	01,674	221,249	228,712	21,677	18,605
Other wire (a) . . . "				3,278	824				100,885	43,536
Wire nails (a) . . . "	—	—	—	5,963	2,720	—	—	—	291,481	160,480
Wire rope (b) . . . "	—	—	60	221	30	—	—	8,267	19,104	5,116
Other manufactures of iron or steel . . . "	1,558	755	673	1,405	13,344	25,210	38,493	40,759	68,011	681,861
<b>Total Iron or Steel</b> . . . "	<b>58,186</b>	<b>55,245</b>	<b>49,041</b>	<b>91,555</b>	<b>91,598</b>	<b>1,444,940</b>	<b>2,018,024</b>	<b>2,480,706</b>	<b>4,000,082</b>	<b>4,575,774</b>
<b>Steel—</b>										
Angle (a) . . . "	2,238	1,536	4,804	3,750	3,272	29,419	36,797	286,082	80,649	92,545
Spring (a) . . . "				168	..				8,943	218
Bars (a) . . . "	9,699	4,203	17,460	34,770	16,247	145,065	138,185	743,067	1,067,540	465,583
Channels (a) . . . "				444	76				17,353	2,370
Cast . . . "	11	48	199	331	..	300	4,076	14,732	23,026	—
<b>Tool steel—</b>										
High speed (c) . . . "	—	—	—	—	70	—	—	—	—	6,128
Carbon (c) . . . "	—	—	—	—	180	—	—	—	—	9,310
Cast steel bars (c) . . . "	—	—	—	—	49	—	—	—	—	2,478
Ingots, blooms, billets, and slabs . . . "	3	10	20	27	..	153	339	1,197	1,455	43
<b>Total Steel</b> . . . "	<b>11,051</b>	<b>6,887</b>	<b>22,483</b>	<b>80,409</b>	<b>19,948</b>	<b>175,946</b>	<b>179,397</b>	<b>1,047,078</b>	<b>1,308,616</b>	<b>978,648</b>
<b>Lead—</b>										
<b>Unwrought—</b>										
Pig . . . cwt	559	377	..	..	100	1,023	1,520	..	..	201
<b>Wrought—</b>										
Sheets, pipes and tubes, . . . "	4	313	634	2,490	287	9	1,617	4,227	13,159	2,218
Other sorts . . . "	105	832	2,034	784	1,355	667	2,739	7,240	9,658	7,429
<b>Total Lead (excluding Ore)</b> . . . "	<b>758</b>	<b>1,522</b>	<b>2,668</b>	<b>3,674</b>	<b>1,642</b>	<b>1,919</b>	<b>6,076</b>	<b>11,467</b>	<b>16,817</b>	<b>9,647</b>
Quicksilver . . . lbs.	..	..	..	3,750	2,750	..	..	..	1,761	1,000
Tin . . . cwt	408	126	..	28	109	1,338	474	..	196	1,011
Zinc or spelter . . . "	1,616	2,765	1,441	7,251	2,802	9,482	14,974	8,174	24,292	12,474
Others . . . "	277	1,067	5,141	208	807	1,002	5,627	27,844	4,347	10,084
<b>Total Metals (excluding Ores) tons</b>	<b>70,362</b>	<b>63,119</b>	<b>78,978</b>	<b>135,840</b>	<b>120,236</b>	<b>1,654,790</b>	<b>2,216,212</b>	<b>2,827,751</b>	<b>5,999,959</b>	<b>6,550,581</b>
<b>Total Ores</b> . . . "	<b>110</b>	<b>..</b>	<b>..</b>	<b>..</b>	<b>..</b>	<b>4,180</b>	<b>..</b>	<b>3</b>	<b>..</b>	<b>..</b>
<b>MOTOR CARS AND MOTOR CYCLES, MOTOR WAGONS AND PARTS THEREOF—</b>										
Motor cars . . . no.	4,169	1,222	368	9,253	10,120	815,784	246,929	64,093	2,306,593	4,508,399
Motor cycles . . . "	526	176	19	1,614	1,236	21,103	9,347	532	71,729	118,740
Motor wagons . . . "	163	6	4	970	1,398	68,946	2,588	1,642	289,673	979,596
Parts and accessories (excluding rubber tyres) . value	—	—	—	—	—	72,526	107,257	109,108	427,656	861,401
<b>Total Motor Cars and Motor Cycles, etc.</b> . . . "	<b>—</b>	<b>—</b>	<b>—</b>	<b>—</b>	<b>—</b>	<b>978,279</b>	<b>280,121</b>	<b>167,385</b>	<b>2,000,553</b>	<b>6,486,436</b>

NOTE.—The sterling figures have been converted at the rate of £10=£1 for 1919-20 and 1920-21, and £15=£1 for earlier years.  
 (a) Separately recorded from April, 1919  
 (b) " " " " April, 1918  
 (c) " " " " April, 1920

No. 13—continued

NORTH AMERICA—UNITED STATES—continued

IMPORTS THEREFROM—continued

ARTICLES	QUANTITY					VALUE				
	1916-17	1917-18	1918-19	1919-20	1920-21	1916-17	1917-18	1918-19	1919-20	1920-21
<b>OILS—</b>						£	£	£	£	£
Essential . . . . gals.	20	40	8	89	1,732	197	295	77	1,344	2,477
Mineral—										
Fuel oils . . . . "	..	124,968	..	7,466	29,707	..	1,538	..	30	1,000
Kerosine—										
In bulk . . . . gals.	34,457,992	17,346,043	4,543,021	37,103,887	27,404,090	1,321,247	625,708	195,582	2,633,106	2,100,291
In tins . . . . "	4,845,415	4,898,088	5,281,235	8,480,027	8,237,157	241,463	290,741	394,788	1,116,958	1,067,227
Total Kerosine . . . . "	39,303,407	22,244,131	9,824,256	45,583,914	35,641,247	1,462,710	916,449	590,320	3,750,064	3,167,518
Lubricating oils—										
Batching oils (c) . . . . "	—	—	—	3,882,186	6,003,256	—	—	—	252,342	464,962
Other lubricating oils . . . . "	18,007,877	11,240,926	12,613,756	7,445,309	7,958,783	566,577	673,777	834,354	1,142,573	1,577,568
Total Lubricating oils . . . . "	18,007,877	11,240,926	12,613,756	11,327,495	14,052,039	566,577	673,777	834,354	1,394,915	2,042,530
Petroleum, dangerous flashing below 73° F. (Benzine, Benzol, Petrol and other motor spirits) . . . . "	14,312	16,000	159	1,556	639	1,504	2,687	36	257	146
Other kinds . . . . "	481,581	245,230	805,318	397,804	350,562	42,587	27,325	40,168	92,129	88,563
Total Mineral oils . . . . "	51,856,617	34,371,245	23,263,489	57,319,335	50,074,194	2,073,378	1,620,656	1,464,878	5,237,395	5,299,785
Other kinds of oils . . . . "	719	296	3,442	1,351	4,837	91	105	1,310	979	1,321
Total Oils . . . . "	51,857,336	34,371,541	23,266,939	57,319,775	50,080,753	2,073,666	1,621,056	1,466,285	5,239,718	5,301,106
<b>OIL-CLOTH AND FLOOR- CLOTH . . . . sq. yards</b>	751,401	97,816	117,949	207,416	248,136	31,844	4,077	14,491	24,749	76,796
<b>PACKING—ENGINE AND BOILER—OF ALL KINDS value</b>	—	—	—	—	—	2,182	2,140	4,063	4,391	11,936
<b>PAINTS AND PAINTERS' MATERIALS—</b>										
Paints and Colours—										
Barytes . . . . cwts	..	600	..	..	4,311	..	578	..	..	6,859
Enamel, prepared (b) . . . . "	—	—	—	—	789	—	—	—	—	10,371
White Lead—										
Genuine, dry (c) . . . . "	—	—	—	2,254	1,009	—	—	—	19,349	5,036
; moist (c) . . . . "	—	—	—	449	626	—	—	—	2,586	3,307
Other sorts . . . . "	3,656	7,981	32,412	11,683	15,706	41,526	35,221	126,637	65,464	115,018
Total Paints and Colours . . . . "	3,656	8,581	32,412	14,391	22,391	41,526	35,799	126,637	87,399	139,491
Painters' Materials (other than paints and colours)—										
Turpentine—										
Genuine turpentine (c) cwts	—	—	—	1,215	1,008	—	—	—	11,485	10,551
Varnish (c) . . . . "	—	—	—	4,642	4,001	—	—	—	23,667	43,294
Other kinds . . . . value	—	—	—	—	—	5,735	5,789	29,148	1,893	1,204
Total Painters' Materials . . . . "	—	—	—	—	—	5,735	5,789	29,148	43,045	55,056
Total Paints and painters' materials . . . . "	—	—	—	—	—	47,261	41,588	155,785	130,444	194,547
<b>PAPER AND PASTE- BOARD—</b>										
Paper—										
Packing paper . . . . cwts	8,503	1,187	2,979	20,967	23,666	7,016	2,370	13,016	33,859	80,891
Printing paper . . . . "	30,234	17,094	55,262	46,960	30,847	65,163	46,069	169,400	187,115	164,85
Writing paper and envelopes . . . . value	—	—	—	—	—	22,341	13,361	111,864	120,140	269,711
Other kinds of paper . . . . cwts	16,785	26,574	19,257	62,231	74,474	34,659	61,199	69,758	162,068	166,22
Paper manufactures (c) value	—	—	—	—	—	—	—	23,700	58,223	111,73
Pasteboard, mill-board, and cardboard of all kinds . . . . cwts	2,676	3,677	4,267	4,893	12,123	3,518	11,125	11,936	19,593	51,66
Total Paper and Pasteboard value	—	—	—	—	—	142,794	124,534	399,954	592,623	874,25

NOTE.—The sterling figures have been converted at the rate of \$10 = £1 for 1919-20 and 1920-21, and \$15 = £1 for earlier years.  
 (a) Separately recorded from April, 1919  
 (b) " " " " April, 1920  
 (c) " " " " April, 1918

No. 13—continued  
 NORTH AMERICA—UNITED STATES—continued  
 IMPORTS THEREFROM—continued

ARTICLES	QUANTITY					VALUE				
	1916-17	1917-18	1918-19	1919-20	1920-21	1916-17	1917-18	1918-19	1919-20	1920-21
APER MAKING MATERIALS cwt	..	..	..	9,842	21,254	..	..	..	10,222	22,215
ARAFFIN WAX . . . tons	55	17	..	7	5	1,297	498	..	429	220
ICE AND EAR . . . cwt	671	21	2,102	22	142	922	21	2,044	92	125
GLASS value	—	—	—	—	—	2,722	2,522	2,404	22,072	27,217
PRINTING AND LITHO- GRAPHING MACHINERY AND MATERIALS (ex- cluding paper)—										
Printing and lithograph- ing presses ..	—	—	—	—	—	2,722	1,600	9,622	11,079	70,104
Printing type . . . cwt	22	14	12	22	102	172	120	142	1,444	4,004
Printers' and Lithogra- phers' ink (a) . . . value	—	—	—	—	—	—	—	—	5,042	2,410
Other materials . . . "	—	—	—	—	—	2,141	2,422	2,222	12,220	10,127
Printing and Litho- graphing machinery, etc. "	—	—	—	—	—	2,117	2,272	12,222	20,412	22,722
PRINTS, ENGRAVINGS, AND PICTURES . . . "	—	—	—	—	—	200	120	202	202	1,222
PROVISIONS AND OILMAN'S STORES INCLUDING FINE AND FRUITS AND VEGE- TABLES, CANNED OR BOTTLED—										
Bacon and hams . . . cwt	22	222	1,222	2,200	272	222	4,222	12,222	27,204	2,471
Biscuits and cakes . . "	22	102	222	222	72	142	242	122	2,027	220
Cheese (including canned) "	12	2,222	2,222	1,704	1,722	104	22,212	22,742	12,272	22,720
Cocoa and chocolate . . "	11	272	2,772	2,201	1,227	27	2,242	22,222	20,702	21,220
Pharmaceuticals and patent food . . . "	10,222	20,122	2,272	12,022	2,122	22,222	112,222	22,222	22,422	22,027
Jams and jellies . . . "	122	142	222	222	222	222	222	2,022	2,201	10,221
Lard . . . "	222	2	..	22	1,022	1,422	22	..	272	2,207
Milk, condensed and preserved, including milk cream . . . "	2,222	17,222	12,200	22,222	22,204	12,222	22,122	72,222	122,112	222,217
Pickles, chutnies, sauces and condiments . . . "	422	222	222	242	701	1,722	1,722	2,472	2,772	2,422
Other sorts of provisions—										
Canned and bottled provisions (not speci- fied elsewhere)—										
Canned or bottled fruits (b) . . . cwt	—	—	—	—	7,427	—	—	—	—	22,022
Tinned or canned fish (a) . . . "	—	—	—	7,112	2,207	—	—	—	21,022	20,202
Others . . . "	22,247	22,024	21,441	22,122	22,217	74,222	122,224	172,242	222,202	122,202
Total Canned and bottled provisions . . . "	22,247	22,024	21,441	22,272	22,241	74,222	122,224	172,242	277,202	222,172
Other sorts of provi- sions . . . value	—	—	—	—	—	2,022	2,242	12,221	10,127	12,472
Total Provisions and Oilman's stores . . . "	—	—	—	—	—	122,222	277,222	212,722	222,211	712,421
RAILWAY PLANT AND ROLLING-STOCK—										
Trains and wagons and parts thereof . . . "	—	—	—	—	—	..	2,722	22,022	21,127	12,270
Locomotive engines and tenders and parts thereof . . . "	—	—	—	—	—	2,727	2,022	222	2,222	22,220
Materials for construc- tion—										
Rails, chairs, and fish- plates of steel or iron tons	2,224	122	..	112	2	22,272	2,112	..	2,200	2,022
Sleepers and keys of steel or iron . . . "	..	..	..	22	..	..	..	..	1,022	..
Sleepers of wood . . . "	..	2	..	..	2,401	..	22	..	..	142,272
Other kinds of materials . . "	222	..	..	2	124	12,722	..	24	1,724	2,201
Total Railway plant and Rolling-stock . . . value	—	—	—	—	—	22,222	12,222	22,242	222,222	222,427
MANUFACTURES—										
Tires for motor cars and motor cycles . . . no.	7,472	17,207	14,222	22,222	21,202	22,022	71,727	72,102	222,222	272,222
Tubes for motor tyres . . "	2,222	11,224	14,222	22,222	22,222	2,272	12,241	12,122	22,222	27,222
Other manufactures, except apparel, boots and shoes . . . value	—	—	—	—	—	7,472	2,222	12,722	22,242	22,024
Rubber manufactures . . . "	—	—	—	—	—	22,022	22,227	112,022	222,722	272,711

NOTE.—The sterling figures have been converted at the rate of 2210—21 for 1919-20 and 1920-21, and 2215—21 for earlier years  
 (a) Separately recorded from April, 1919  
 (b) " " " " April, 1920

NORTH AMERICA—UNITED STATES—continued

IMPORTS THEREFROM—continued

ARTICLES	QUANTITY					VALUE				
	1916-17	1917-18	1918-19	1919-20	1920-21	1916-17	1917-18	1918-19	1919-20	1920-21
<b>OILS—</b>						£	£	£	£	£
Kerosine . . . . . gals.	36	40	8	89	1,782	197	295	77	1,844	2,477
Mineral—										
Fuel oils . . . . . "	..	124,958	..	7,466	29,707	..	1,538	..	30	1,006
Kerosine—										
In bulk . . . . . gals.	34,457,992	17,546,043	4,563,021	37,103,887	27,404,090	1,321,247	625,708	195,582	2,633,106	2,100,291
In tins . . . . . "	4,845,415	4,896,098	5,281,235	8,480,027	8,237,157	241,463	290,741	394,788	1,116,958	1,067,227
Total Kerosine . . . . . "	39,303,407	22,444,181	9,844,256	45,583,914	35,641,247	1,462,710	916,449	590,320	3,750,064	3,167,518
Lubricating oils—										
Batching oils (c) . . . . . "	—	—	—	3,882,186	6,093,256	—	—	—	252,342	464,902
Other lubricating oils . . . . . "	12,007,377	11,240,926	12,613,766	7,445,309	7,958,783	566,577	673,777	634,354	1,142,573	1,577,568
Total Lubricating oils . . . . . "	12,007,377	11,240,926	12,613,766	11,327,495	14,052,039	566,577	673,777	634,354	1,394,915	2,042,560
Petroleum, dangerous flashing below 75° F. (Benzine, Benzol, Petrol and other motor spirits) . . . . . "	14,312	16,000	159	1,556	639	1,504	2,667	36	257	146
Other kinds . . . . . "	481,521	245,230	605,318	397,804	350,562	42,587	27,225	40,168	92,129	89,563
Total Mineral oils . . . . . "	51,856,617	34,371,245	23,263,489	57,318,336	50,074,194	2,073,378	1,620,666	1,464,878	5,237,305	5,299,785
Other kinds of oils . . . . . "	719	296	3,442	1,351	4,837	91	105	1,310	979	1,321
Total Oils . . . . . "	51,857,336	34,371,581	23,266,939	57,319,775	50,080,763	2,073,666	1,621,056	1,466,265	5,239,718	5,301,361
<b>OIL-CLOTH AND FLOOR- CLOTH . . . . . sq. yards</b>	781,401	97,816	117,949	207,616	348,136	31,844	4,677	14,491	24,749	76,791
<b>PACKING—ENGINES AND BOILERS—OF ALL KINDS value</b>	—	—	—	—	—	2,122	2,140	4,083	4,391	11,936
<b>PAINTS AND PAINTERS' MATERIALS—</b>										
Paints and Colours—										
Barytes . . . . . cwts	..	500	..	..	4,311	..	578	..	..	5,861
Enamels, prepared (b) . . . . . "	—	—	—	—	780	—	—	—	—	10,371
White Lead—										
Genuine, dry (c) . . . . . "	—	—	—	2,254	1,009	—	—	—	19,349	5,034
;; moist (c) . . . . . "	—	—	—	449	626	—	—	—	2,586	3,301
Other sorts . . . . . "	3,656	7,981	22,412	11,688	15,706	41,526	35,221	126,637	65,464	115,011
Total Paints and Colours . . . . . "	3,656	8,581	22,412	14,391	22,391	41,526	35,799	126,637	87,399	129,49
Painters' Materials (other than paints and colours)—										
Turpentine—										
Genuine turpentine (c) cwts	—	—	—	1,215	1,008	—	—	—	11,485	10,55
Varnish (c) . . . . . "	—	—	—	4,642	4,001	—	—	—	28,667	43,29
Other kinds . . . . . value	—	—	—	—	—	5,735	5,789	29,148	1,893	1,20
Total Painters' Materials . . . . . "	—	—	—	—	—	5,735	5,789	29,148	42,045	55,05
Total Paints and painters' materials . . . . . "	—	—	—	—	—	47,261	41,588	154,785	129,444	194,54
<b>PAPER AND PASTE- BOARD—</b>										
Paper—										
Packing paper . . . . . cwts	8,503	1,187	2,979	20,967	22,695	7,016	2,370	13,016	33,859	80,91
Printing paper . . . . . "	30,234	17,094	56,362	46,969	30,847	65,162	46,099	169,400	187,115	164,81
Writing paper and envelopes . . . . . value	—	—	—	—	—	22,341	13,561	111,844	120,140	269,71
Other kinds of paper . . . . . cwts	16,785	26,574	12,227	62,531	74,474	34,689	61,199	69,758	163,068	166,2
Paper manufactures (c) value	—	—	—	—	—	—	—	22,700	58,822	111,7
Pasteboard, mill-board, and cardboard of all kinds . . . . . cwts	2,676	3,877	4,267	4,892	12,122	2,518	11,125	11,936	19,593	51,6
Total Paper and Pasteboard value	—	—	—	—	—	142,794	124,524	299,664	592,628	674,21

NOTE.—The sterling figures have been converted at the rate of \$10 = £1 for 1919-20 and 1920-21, and \$15 = £1 for earlier years  
 (a) Separately recorded from April, 1919  
 (b) " " " " April, 1920  
 (c) " " " " April, 1918



No. 13—continued  
 NORTH AMERICA—UNITED STATES—continued  
 IMPORTS THEREFROM—continued

ARTICLES	QUANTITY					VALUE				
	1916-17	1917-18	1918-19	1919-20	1920-21	1916-17	1917-18	1918-19	1919-20	1920-21
BALE . . . . . tons	..	8	68	89	5	8	116	1,016	1,367	108
BEANS . . . . . "	9	7	4	14	17	2,426	1,977	1,897	9,056	6,384
BIRDS, PARTS OF (including LAWNS AND BOATS) value	—	—	—	—	—	4,315	20,478	10,500	12,275	12,126
SMOKER'S REQUISITES (in- cluding TORACCO) . . . "	—	—	—	—	—	151	1,284	274	3,230	947
SOAP—										
Household and laundry soap in bars or tablets . cwt	8	44	443	522	112	22	163	1,326	1,838	640
Toilet soap . . . . . "	1,871	2,146	2,106	5,971	3,426	14,397	20,243	31,197	79,526	59,573
Other sorts . . . . . "	42	51	96	142	181	360	1,079	812	2,239	975
Total Soap . . . . . "	1,921	2,271	2,644	6,635	3,669	14,779	21,585	33,335	83,603	61,198
STONES . . . . . "	183	80	1	1,978	..	135	40	4	3,038	..
STARCH AND FARINA . . . "	3,200	10,102	970	4,314	..	3,174	19,843	2,074	9,952	..
Starch (s) . . . . . "	—	—	970	4,300	5,757	—	—	2,074	9,795	16,616
STATIONERY (including PAPER) . . . . . value	—	—	—	—	—	48,992	38,182	50,142	159,721	277,234
STICKS AND WHIPS . . . "	—	—	—	—	—	61	85	208	768	1,491
STONE AND MARBLE . . . tons	4	28	4	65	68	205	591	243	1,137	1,480
SUGAR—										
Sugar 16 Dutch Standard and above . . . . . "	3	405	101	155	114	172	14,133	3,927	6,517	6,222
Sugar 15 Dutch Standard and below . . . . . "	..	..	..	..	46	..	..	..	..	2,001
Confectionery . . . . . "	15	30	58	95	100	2,224	6,562	11,653	31,616	41,699
Saccharin . . . . . lbs	..	..	..	4,703	1,800	..	..	..	5,312	2,602
Other kinds . . . . . tons	2	3	..	2	..	30	60	..	4	..
Total Sugar . . . . . "	20	438	151	254	270	2,426	20,805	15,580	45,449	52,674
TALLOW AND STEARINE (in- cluding GREASE AND ANI- MAL FAT) . . . . . cwt	2,208	2,526	12,024	866	1,498	9,094	17,060	68,236	3,722	6,972
TEA-CHESTS, TRAYS OR IN- STRUMENTS . . . . . value	—	—	—	—	—	1	24,951	84,355	99,272	3,343
TELEGRAPHS, MATERIALS FOR CONSTRUCTION AND ACCES- SORIES (excluding electrical)	—	—	—	—	—	..	..	..	144	1,340
TELEPHONES, MATERIALS FOR CONSTRUCTION AND ACCES- SORIES (excluding electrical) "	—	—	—	—	—	223	1,217	5,080	2,011	10,979
TEXTILES—										
Cotton—										
Twist and yarn . . . lbs	2,689	2,640	250	4,614	31,434	245	143	116	1,033	10,661
Manufactures—										
Blankets . . . . . "	1,944	15,990	543	548	5,678	213	2,341	97	97	2,164
Hosiery—										
Underwear (b) . . . value	—	—	—	—	—	7,681	10,973	7,315	66,075	24,187
Other sorts (b) . . . "	—	—	—	—	—	—	—	—	—	194,744
Total Hosiery . . . . . "	—	—	—	—	—	218,936	7,681	10,973	7,315	218,936
Piece goods—										
Grey (unbleached) . yards	7,796,410	6,640,300	284,902	5,354,227	3,444,797	162,266	110,570	15,399	352,757	511,431
White (bleached) . . . "	23,667	423,753	400,152	137,205	1,963,019	700	17,899	17,805	2,154	20,694
Coloured, printed, or dye . . . . . "	102,426	192,466	1,356,972	492,071	659,245	5,351	9,941	77,060	138,790	69,582
Frets of all descrip- tions . . . . . "	2,497,827	6,481,142	3,060,284	2,567,250	4,081,120	25,225	91,838	112,068	71,433	184,904
Other sorts of cotton manufactures . . . . . value	—	—	—	—	—	553	1,250	1,145	2,576	5,571
Total cotton manu- factures (including Twist and yarn) . . . "	—	—	—	—	—	212,364	244,816	230,972	540,980	974,399
Wool manufactures . . . . . "	—	—	—	—	—	115	88	656	1,284	1,06
Haberdaasery and millinery—										
Lace and embroidery (b) "	—	—	—	—	—	—	—	—	—	78
Towels not in the piece (b) no.	—	—	—	—	29,306	13,330	10,590	15,970	56,600	2,72
Other sorts (b) . . . . . value	—	—	—	—	—	—	—	—	—	108,124
Total Haberdasery and Millinery . . . . . "	—	—	—	—	—	12,230	10,590	15,970	56,600	111,711

NOTE.—The sterling figures have been converted at the rate of \$10 = £1 for 1916-20 and 1920-21, and \$15 = £1 for earlier years.  
 (a) Separately recorded from April, 1918  
 (b) " " " " April, 1920

## No. 13—continued

## NORTH AMERICA—UNITED STATES—continued

## IMPORTS THEREFROM—concluded

ARTICLES	QUANTITY					VALUE				
	1916-17	1917-18	1918-19	1919-20	1920-21	1916-17	1917-18	1918-19	1919-20	1920-21
<b>TEXTILES—continued</b>						\$	\$	\$	\$	\$
Manufactures . . . value	—	—	—	—	—	4,417	5,142	5,062	27,904	64,978
<b>Wool—</b>										
Manufactures—										
Blankets (a) . . . lbs	—	—	—	—	2,799	—	—	—	—	1,285
Carpets and rugs . . . "	418	1,281	1,339	12,225	4,298	102	139	104	4,079	1,822
Hosiery . . . "	7,699	2,872	817	5,090	22,654	2,364	1,802	559	4,470	22,977
Piecegoods; . . . yards	17,311	24,327	57	4,008	16,717	2,204	1,429	9	2,221	16,374
Other sort . . . value	—	—	—	—	—	44	5	902	497	1,448
Total Wool manufactures . . . "	—	—	—	—	—	5,714	2,296	1,364	11,800	22,212
<b>TOBACCO—</b>										
Unmanufactured . . . lbs	12,700	20,667	42,101	27,422	9,622	627	1,461	4,408	7,240	1,608
Manufactured—										
Cigars . . . "	11	..	2,448	1,526	16,497	3	..	1,912	1,728	2,665
Cigarettes . . . "	75,549	..	935,562	1,105,795	2,040,445	21,205	..	279,115	420,228	1,057,571
Tobacco for pipes and cigarettes (a) . . . "	—	—	—	—	44,842	—	—	—	—	17,224
Other sorts . . . "	90,162	68,193	222,149	212,412	7,890	2,225	10,258	19,899	40,512	2,241
Total Tobacco . . . "	178,442	118,965	1,202,289	1,227,195	2,019,068	21,070	11,719	205,225	429,178	1,088,620
<b>NET REQUISITES (not specified elsewhere) value</b>	—	—	—	—	—	24,822	44,725	77,612	125,204	124,212
<b>YACHTS AND REQUISITES FOR YACHTS AND SPORTS including FISHING TACKLE . . . "</b>	—	—	—	—	—	40,229	25,012	65,251	165,742	109,412
<b>UMBRELLAS AND UMBRELLA FITTINGS . . . "</b>	—	—	—	—	—	22,169	940	2,099	12,079	12,496
<b>WAX OF ALL KINDS, other than PARAFFIN WAX (excluding CANDLES) . . . cwts</b>	199	1,622	181	1,295	15	742	854	858	2,724	272
<b>WOOD AND TIMBER—</b>										
Timber other than mill-ways/sleepers . . . cub. tons	11,590	12,027	1,619	6,809	12,926	120,140	149,026	20,122	122,524	245,772
Other kinds . . . value	—	—	—	—	—	234	202	1,724	910	10,202
Manufactures of wood other than furniture and cabinet ware . . . "	—	—	—	—	—	12,241	2,626	24,422	12,522	69,912
Total Wood and Timber . . . "	—	—	—	—	—	127,215	151,254	26,268	147,954	225,886
<b>WINE IMPORTED BY POST . . . "</b>	—	—	—	—	—	1	22	109	2,727	12,222
<b>ALL OTHER ARTICLES OF MERCHANDISE . . . "</b>	—	—	—	—	—	11,521	12,222	22,400	20,527	47,042
<b>GRAND TOTAL . . . "</b>	—	—	—	—	—	7,202,272	7,272,224	10,725,742	22,227,222	22,227,222

## EXPORTS THERETO

## INDIAN MERCHANDISE

ARTICLES,	QUANTITY.					VALUE				
	1916-17	1917-18	1918-19	1919-20	1920-21	1916-17	1917-18	1918-19	1919-20	1920-21
<b>WHALES, LIVING . . . no.</b>	232	1,074	4	9,645	5,764	92	202	169	2,279	1,221
<b>PAPER (excluding HOSIERY AND BOOKS AND SHOES) . . . value</b>	—	—	—	—	—	220	72	62	1,052	2,072
<b>Y. WORKS OF, OTHER THAN PICTURES . . . "</b>	—	—	—	—	—	698	227	..	24	242
<b>WAX PRINTED, AND PRINTED MATTER (not being STATIONERY) INCLUDING MAPS AND CHARTS . . . cwts</b>	12	12	20	55	24	72	22	197	999	1,121
<b>WAX AND BOOKS . . . pairs</b>	..	..	..	45	1,222	..	..	..	22	211
<b>WAXES AND WAXES FOR BROOMS AND BROOMS . . . cwts</b>	..	..	220	124	2	..	..	2,422	7,779	200
<b>WAXES OF ALL KINDS . . . lbs</b>	..	112,200	..	..	..	..	2,199	..	..	..
<b>WAXES (a) . . . cwts</b>	..	..	..	2,191	1,022	..	..	..	2,022	2,422

NOTE.—The sterling figures have been converted at the rate of \$10—£1 for 1919-20 and 1920-21, and \$15—£1 for earlier years.  
(a) Separately recorded from April, 1920



No. 13—continued  
 NORTH AMERICA—UNITED STATES—continued  
 EXPORTS THERETO—continued

INDIAN MERCHANDISE

ARTICLES	QUANTITY					VALUE				
	1916-17	1917-18	1918-19	1919-20	1920-21	1916-17	1917-18	1918-19	1919-20	1920-21
<b>CHEMICALS AND CHEMICAL PREPARATIONS (EXCLUDING CHEMICAL MANURES AND MEDICINES)—</b>										
Potassium Compounds—										
Sublimic . . . . . cwt	13,000	14,865	104,372	33,588	77,814	16,465	19,157	134,046	47,191	119,320
Other sorts of Chemicals value	—	—	—	—	—	4,015	72,309	15,333	—	—
Coffee . . . . . cwt	—	—	—	148	—	—	—	—	1,183	—
<b>COTTON—</b>										
Unmanufactured . . . . . tons	3	18	18	9	44	36	318	135	258	56
Manufactured (excluding rope) . . . . . "	1,670	2,793	523	2,983	3,901	25,927	45,216	10,541	92,393	162,700
<b>DRUGS AND MEDICINES—</b>										
Nux vomica . . . . . cwt	28,957	22,900	31,693	29,175	18,658	16,423	14,206	32,854	50,637	41,360
Senna . . . . . "	18,661	27,493	7,782	18,930	20,904	31,122	33,179	11,916	76,031	82,700
Other sorts . . . . . value	—	—	—	—	—	10,105	9,673	7,742	7,402	5,800
Total Drugs and medicines . . . . . "	—	—	—	—	—	57,655	57,058	62,512	134,070	130,560
<b>DYING AND TANNING SUBSTANCES—</b>										
Marka for Tanning (c) . . . . . cwt	—	—	—	—	3,000	—	—	—	—	3,500
Cutch and Gambier . . . . . "	2,803	9,100	11,400	2,408	1,506	4,177	9,615	14,346	5,874	3,200
Indigo . . . . . "	6,410	12,983	7,183	83	28	275,125	407,976	158,131	4,987	1,000
Myrabalans . . . . . "	123,668	40,310	49,993	568,946	293,690	33,380	11,072	14,310	258,518	125,300
Turneric . . . . . "	32,455	40	320	10,446	7,814	33,683	52	373	18,651	12,500
Other sorts . . . . . "	—	—	—	375	14	10	—	—	187	—
Total Dyeing and Tanning substances . . . . . "	176,336	62,433	68,902	582,256	306,661	351,375	428,716	167,169	288,217	145,600
<b>FISH FOR BRUSHES AND BROOMS</b>										
FISH (EXCLUDING CANNED FISH)—										
Fishmaws and sharkfins cwt	89	—	—	—	—	1,180	—	—	—	—
<b>FRUITS AND VEGETABLES—</b>										
Fruits and vegetables: dried, salted, or preserved, all sorts . . . . . tons	127	42	108	52	12	5,868	2,129	5,506	4,367	300
<b>FURNITURE AND CABINETWARE</b>										
value	—	—	—	—	—	665	494	11	108	1,820
<b>GRAIN, PULSES, AND FLOUR—</b>										
Lentils (a) . . . . . tons	—	—	100	3	—	—	—	1,000	86	—
Pulse (b) . . . . . "	3,111	1,478	—	—	—	21,204	19,178	—	—	—
Rice, not in the husk . . . . . "	4,863	7,800	55,219	11	503	33,940	57,966	355,821	319	14,000
Other sorts . . . . . "	—	4	—	19	20	1	23	—	407	270
Total Grain, Pulse, and flour . . . . . "	7,974	9,337	55,319	23	523	55,145	77,165	356,821	812	14,270
<b>GUMS AND RESINS—</b>										
Arabic . . . . . cwt	794	1,001	1	487	101	1,653	2,008	9	1,184	600
Other sorts . . . . . "	18,144	18,034	17,525	13,107	11,491	35,131	52,173	64,912	67,066	49,520
Total Gums and Resins . . . . . "	18,938	19,035	17,526	13,594	11,592	36,784	54,181	64,921	68,250	49,920
<b>Hardware and cutlery including plated ware value</b>	—	—	—	—	—	—	—	61	32	700
<b>HIDES AND SKINS, RAW—</b>										
Hides, raw—										
Buffalo hides { tons 10,786 2,741 1,284 6,404 1,088 } 1,183,896	—no. —1,237,419 —353,332 —163,060 —751,240 —139,522	266,423	102,450	805,850	115,230					
Cow hides { tons 10,430 537 420 15,336 1,978 } 1,200,523	—no. —2,236,026 —206,510 —134,011 —2,970,657 —399,126	53,966	51,679	2,778,646	344,900					
Calf skins { tons 1,842 627 369 868 102 } 217,299	—no. —1,040,011 —536,167 —270,990 —512,798 —79,325	70,141	40,863	135,670	8,000					
Total Hides, raw { tons 23,058 3,905 2,073 22,508 3,168 } 2,571,718	—no. —4,513,456 —1,095,009 —568,061 —4,234,695 —617,973	390,529	194,992	3,720,166	467,530					
Skins, raw—										
Goat skins { tons 22,607 16,463 17,361 27,723 6,902 } 3,706,548	—no. —24,077,966 —17,145,629 —19,653,827 —30,940,421 —7,562,517	2,387,440	3,167,808	12,689,159	1,991,970					
Sheep skins { tons 2,195 1,468 1,465 2,432 827 } 314,720	—no. —2,851,543 —2,058,501 —2,001,892 —3,034,771 —1,072,346	204,973	221,724	542,954	142,960					
Other skins { tons — — — — 4 } —	—no. — — — — 8,785	—	—	550	4,500					
Total Skins, raw { tons 24,802 17,960 18,826 30,155 7,732 } 4,023,268	—no. —26,929,639 —19,204,130 —21,655,719 —33,977,387 —8,643,648	2,592,413	3,389,532	13,232,663	2,139,440					
Total Hides and Skins, raw { tons 47,860 31,665 20,899 52,663 10,901 } 6,594,986	—no. —31,443,085 —20,299,139 —22,223,780 —33,212,082 —9,261,631	2,982,942	3,584,534	16,952,829	2,607,970					
Cuttings of Hides and skins, raw	—	65	—	891	155	—	2,126	—	16,826	1,700

NOTE.—The sterling figures have been converted at the rate of \$10—£1 for 1919-20 and 1920-21, and \$15—£1 for earlier years.  
 (a) Separately recorded from April, 1918.  
 (b) Includes figures of "Lentils" prior to 1916-19.

No. 13—continued

NORTH AMERICA—UNITED STATES—continued

EXPORTS THERE TO—continued

INDIAN MERCHANDISE—continued

ARTICLES	QUANTITY					VALUE				
	1916-17	1917-18	1918-19	1919-20	1920-21	1916-17	1917-18	1918-19	1919-20	1920-21
<b>HORN TIPS AND POINTS OF HORN, AND HORN-MEAL</b> cwt			500		398			2,500		578
<b>LAC—</b>										
Button	727	828	748	2,372	1,616	8,078	7,552	7,363	46,471	48,300
Seed	26,089	6,518	1,464	1,856	..	107,279	47,367	12,847	22,614	..
Shell	239,521	204,060	99,448	226,510	206,672	1,208,048	1,721,258	847,093	4,612,426	5,102,784
Stiek	7,296	1,504	..	1,891	419	22,020	7,550	..	10,163	4,820
Other kinds (excluding lac dye)	18,230	21,516	6,599	16,623	12,848	17,867	37,808	12,486	23,439	29,901
<b>Total Lac</b>	<b>292,462</b>	<b>234,426</b>	<b>108,229</b>	<b>250,852</b>	<b>221,449</b>	<b>1,459,232</b>	<b>1,821,635</b>	<b>890,309</b>	<b>4,725,278</b>	<b>5,208,802</b>
<b>LEATHER—</b>										
Hides, tanned or dressed—										
Buffalo hides tons	..	..	36	107	3	..	..	4,387	25,508	200
=no. =7,930				=30,094	=500					
Cow hides tons	..	..	18	1,017	120	..	..	3,608	378,022	26,962
=no. =7,342				=289,424	=22,102					
Calf skins tons	..	..	..	193	0	..	..	..	62,755	1,349
=no. =258,155				=9,887						
<b>Total Hides, tanned or dressed</b> tons	..	..	54	1,317	129	..	..	7,995	491,215	27,611
=no. =15,272				=567,668	=22,469					
Skins, tanned or dressed—										
Goat skins tons	1,804	237	168	176	29	537,246	124,224	110,999	162,067	18,249
=no. =3,332,763				=448,281	=64,039					
Sheep skins tons	803	159	242	824	136	292,653	80,109	148,552	472,475	96,918
=no. =2,201,923				=1,346,151	=450,075					
Other skins tons	..	..	49	..	3	..	..	10,202	4	14,000
=no. =64,975				=10	=10,040					
<b>Total Skins, tanned or dressed</b> tons	<b>2,307</b>	<b>396</b>	<b>459</b>	<b>800</b>	<b>168</b>	<b>829,904</b>	<b>204,443</b>	<b>269,754</b>	<b>636,546</b>	<b>127,167</b>
=no. =5,584,686				=2,294,451	=524,154					
<b>MAGNES</b> tons	3,150	..	1,288	3,971	13,906	12,177	..	6,089	21,254	167,258
<b>METALS AND ORES—</b>										
Brass, Bronze, and similar alloys, wrought cwt	21	1	..	3	27	204	20	..	67	1,216
Chromite (chrome iron ore) tons	..	..	..	50	4,928	..	..	..	1,851	16,013
Ferro Manganese (a) ..	..	..	300	..	1,973	..	..	22,500	..	29,154
Manganese ore ..	65,062	44,051	9,801	19,300	170,460	122,732	72,595	11,108	40,677	422,222
Others ..	..	449	670	1	..	..	9,760	18,807	80	98
<b>Total Metals and ores</b> ..	<b>65,083</b>	<b>44,500</b>	<b>11,170</b>	<b>19,301</b>	<b>177,388</b>	<b>122,936</b>	<b>82,375</b>	<b>32,415</b>	<b>42,075</b>	<b>480,193</b>
<b>MICA</b> cwt	7,978	..	..	7,252	28,716	62,659	..	..	109,224	410,928
<b>MONAZITE (a)</b> tons	..	..	..	..	300	..	..	..	..	20,221
<b>OILS—</b>										
Kaocatal gal	5,129	21,256	10,551	11,513	3,328	12,097	2,980	12,453	50,579	35,120
Vegetable, non-essential—										
Cocount ..	400,041	..	..	226,729	46,777	51,293	..	..	90,905	12,722
Groundnut ..	..	..	..	10,388	..	..	..	..	2,515	..
Other sorts ..	..	120	..	18	7,160	..	27	..	8	5,038
<b>Total Oils</b> ..	<b>408,180</b>	<b>21,376</b>	<b>10,551</b>	<b>359,158</b>	<b>62,765</b>	<b>64,290</b>	<b>22,007</b>	<b>12,463</b>	<b>144,007</b>	<b>54,790</b>
<b>PARAFFIN WAX</b> tons	1,476	1,105	240	1,540	1,123	44,799	22,515	7,220	70,070	21,512
<b>PERFUMERY (NOT BEING PERFUMED SPIRITS)</b> value	..	..	..	..	..	..	80	75	1,228	97
<b>PROVISIONS AND OILMAN'S STORES—</b>										
Pickles, chutnies, and condiments cwt	1,265	901	58	528	1,961	2,291	2,077	198	2,611	12,784
Other sorts of provisions value	..	..	..	..	..	26,425	10,229	1,040	260	812
<b>Total Provisions and Oilman's stores</b> ..	<b>..</b>	<b>..</b>	<b>..</b>	<b>..</b>	<b>..</b>	<b>28,716</b>	<b>12,416</b>	<b>1,238</b>	<b>2,961</b>	<b>13,596</b>
<b>RUBBER—</b>										
Raw ..	414,971	306,971	121,998	1,375,271	1,390,763	54,387	121,347	10,091	220,000	166,222

Reported at the rate of \$10-¢ for 1919-20 and 1920-21, and \$15-¢ for earlier years

No. 13—continued  
 NORTH AMERICA—UNITED STATES—continued  
 EXPORTS THERETO—continued

INDIAN MERCHANDISE—continued

ARTICLES	QUANTITY					VALUE				
	1916-17	1917-18	1918-19	1919-20	1920-21	1916-17	1917-18	1918-19	1919-20	1920-21
<b>SEEDS—</b>										
Essential . . . . . tons	476	272	103	33	206	£ 4,478	£ 4,215	£ 2,201	£ 1,741	£ 4,550
Non-essential—										
Castor . . . . . "	21,307	18,104	..	800	3,790	213,650	210,738	..	22,923	82,513
Copra or coconut kernel ..	455	..	..	55	..	9,086	..	..	2,520	3
Groundnuts . . . . . "	..	1,102	1,029	1	..	..	12,425	20,448	18	..
Linseed . . . . . "	2,706	..	8,549	..	..	37,488	..	140,742	..	..
Mustard . . . . . "	540	104	54	70	21	8,856	3,826	1,453	3,397	1,032
Poppy . . . . . "	..	311	104	254	188	..	6,642	3,328	22,097	16,244
Other sorts . . . . . "	..	..	..	4	..	6	1	6	210	6
Total Seeds, non-essential ..	25,128	19,771	10,636	1,283	3,999	269,986	233,832	165,977	51,165	99,787
Other than oilseeds . . . . . "	302	3	..	..	6	3,278	23	..	200	384
Total Seeds . . . . . "	25,900	20,046	10,739	1,316	4,210	277,742	237,870	168,238	53,106	104,731
<b>SHELLS</b> (chanks, sankhil, large, ornamental shells, cowrie, mother of pearl shells and tortoise shells) cwt	..	25	..	..	..	..	83	..	..	..
<b>SPECIMENS ILLUSTRATIVE OF NATURAL SCIENCE</b> value	..	..	..	..	..	965	879	..	1,020	1,536
<b>SPICES—</b>										
Cardamoms . . . . . cwt	491	171	81	307	114	4,9512	1,431	300	4,940	1,725
Chillies . . . . . "	7,294	..	..	400	8,413	11,520	..	..	1,560	28,385
Ginger . . . . . "	7,703	952	..	3,829	10,751	10,423	1,636	..	11,116	29,451
Pepper . . . . . "	37,085	8,642	26,082	12,103	10,986	113,275	23,067	82,169	59,161	36,535
Other sorts . . . . . "	276	13	158	60	..	368	20	304	140	..
Total Spices . . . . . "	52,849	9,778	26,270	16,699	30,204	140,537	31,154	82,773	76,867	96,096
<b>STONE AND MARBLE</b> . . . . . tons	214	..	..	..	..	1,687	..	..	..	82
<b>SUGAR</b> . . . . . "	..	..	..	..	2,002	1	..	..	..	169,869
<b>TEA—</b>										
Black . . . . . lbs	3,031,648	20,665,473	1,851,289	6,593,383	3,144,515	109,323	682,016	62,000	344,515	127,906
Green . . . . . "	..	..	..	500	2,000	..	..	..	50	138
Total Tea . . . . . "	3,031,648	20,665,473	1,851,289	6,594,383	3,146,515	109,323	682,016	62,000	344,565	128,104
<b>TEA WASTE, FOR THE MANUFACTURE OF CAFFEINE</b> ..	2,730,972	6,947,002	952,428	7,285,349	5,637,903	31,584	103,952	17,758	136,793	104,278
<b>TEXTILES—</b>										
Cotton, Raw . . . . . tons	721	1,577	428	3,169	1,675	35,056	111,097	39,903	394,018	197,247
Waste (a) . . . . . cwt	..	..	..	..	4,215	..	..	..	..	1,105
Kapok . . . . . "	302	..	..	248	23	693	..	..	1,040	128
Cotton Manufactures (including twist and yarn) value	..	..	..	..	..	1,864	1,216	510	3,476	8,645
Flax manufactures . . . . . "	..	..	..	..	..	..	..	..	590	..
Hurdashery and Millinery . . . . . "	..	..	..	..	..	3,465	204	..	4,565	1,009
Hemp (chiefly senn), raw cwt	8,111	49,948	40,625	16,042	6,651	11,185	59,088	45,903	25,350	14,711
Jute—										
Raw . . . . . tons	123,714	94,171	61,229	77,649	110,001	2,091,161	1,359,316	1,267,928	2,575,964	2,805,816
Twist and yarn . . . . . lbs	..	..	..	123,648	1,095,800	..	..	..	5,291	40,251
Manufactures—										
Woolen bags . . . . . no.	32,575,700	45,785,800	46,447,700	43,034,091	71,811,700	683,504	860,178	1,470,949	1,483,014	2,144,108
.. cloth . . . . . yards	639,255,928	797,144,993	639,582,085	818,886,800	932,956,469	7,420,448	10,599,377	13,150,566	19,167,424	18,698,266
Other kinds . . . . . value	..	..	..	..	..	7,248	1,843	27	161	73
Total Jute manufactures (including twist and yarn) . . . . . "	..	..	..	..	..	8,111,200	11,461,403	14,621,542	20,655,890	20,882,694
<b>SILK—</b>										
Raw . . . . . lbs	14,000	..	5,125	..	..	175	..	4,292	..	..
Manufactures . . . . . value	..	..	..	..	..	794	473	1,162	1,450	2,001
<b>WOOL—</b>										
Manufactures—										
Carpets and rugs . . . . . no.	310,609	166,428	34,733	182,503	222,739	57,253	48,459	6,537	79,490	127,223
Other sorts . . . . . value	..	..	..	..	..	84	312	1,000	4,713	82
Total Woolen manufactures . . . . . "	..	..	..	..	..	57,347	48,771	7,537	84,203	127,305
<b>TOYS AND REQUISITES FOR GAMES AND SPORTS, INCLUDING FISHING TACKLE (OTHER THAN FISHBAMS)</b> ..	..	..	..	..	..	1,474	925	20	641	3,324

NOTE—The sterling figures have been converted at the rate of R10=£1 for 1919-20 and 1920-21, and R15=£1 for earlier years.  
 (a) Separately recorded from December, 1912.

No. 13—continued  
 NORTH AMERICA—UNITED STATES—concluded  
 EXPORTS THERE TO—concluded

INDIAN MERCHANDISE—concluded

ARTICLES	QUANTITY					VALUE				
	1916-17	1917-18	1918-19	1919-20	1920-21	1916-17	1917-18	1918-19	1919-20	1920-21
WAX OF ALL KINDS, OTHER THAN PARAFFIN WAX (EXCLUDING CANDLES) . cwt	120	435	0	40	..	730	2,050	76	811	..
WOOD AND TIMBER—										
Timber, other than railway sleepers—										
Teak wood . cubic tons	657	4,808	323	1,153	457	9,806	66,506	4,741	41,188	14,704
Other timber . " "	..	4	..	..	32	..	12	..	..	404
WOOD—										
Ornamental—										
Sandal (a) . tons	—	—	42	183	23	56,408	21,838	2,790	24,498	4,718
Manufactures of wood, other than furniture and cabinet-ware . value	—	—	—	—	—	12	..	..	18	553
Total Wood and Timber . "	—	—	—	—	—	63,407	88,351	7,531	75,693	20,375
ARTICLES EXPORTED BY POST . "	—	—	—	—	—	2,751	71	20	110	670
ALL OTHER ARTICLES OF MERCHANDISE . "	—	—	—	—	—	5,108	32,678	24,700	9,150	2,163
GRAND TOTAL . "	—	—	—	—	—	20,700,609	20,307,223	22,043,483	48,021,187	34,741,984

FOREIGN MERCHANDISE

ARTICLES	QUANTITY					VALUE				
	1916-17	1917-18	1918-19	1919-20	1920-21	1916-17	1917-18	1918-19	1919-20	1920-21
APPAREL (including DRAPEY, UNIFORMS, ACCOUTREMENTS, BUT EXCLUDING HOSIERY AND BOOTS AND SHOES) . value	—	—	—	—	—	19	..	77	837	79,693
BOOKS; PRINTED AND PRINTED MATTERS (NOT BEING STATIONERY AND MAPS AND CHARTS) . cwt	5	8	9	58	91	74	94	44	1,330	1,568
CARRIAGES AND CARTS (EXCLUDING RAILWAY CARRIAGES) AND PARTS THEREOF . value	—	—	—	—	—	160	19	..	1,804	540
DRUGS AND MEDICINES (EXCLUDING CHEMICALS AND NARCOTICS) . "	—	—	—	—	—	3,664	1,806	1,758	14,083	23,732
DYING AND TANNING SUBSTANCES . "	—	—	—	—	—	..	..	100	4,989	794
FRUITS AND VEGETABLES—Fruits and vegetables: dried, salted, or preserved . tons	1	1	..	8	61	1,012	37	..	348	6,562
GUMS AND RESINS—										
Arabic . cwt	792	—	412	67	3,183	1,857	..	1,980	405	..
Olibanum or Frankincense . "	4,764	1,072	102	4,125	11,831	6,073	1,423	240	12,160	9,350
Other sorts . "	1,555	4,465	11,203	5,358	11,831	1,996	8,101	61,123	48,554	97,094
Total Gums and Resins . "	7,111	5,540	11,979	9,551	15,009	9,723	9,584	63,403	62,121	102,044
HARDWARE AND CUTLERY . value	..	96	288	..	21	..	21,988	54,823	..	110,546
SKINS, RAW . no.	..	178,761	155,222	..	108,674	..	..	..	..	..
INSTRUMENTS, APPARATUS, AND APPLIANCES, AND PARTS THEREOF . value	..	..	..	..	..	529	45	924	355	2,044
LEATHER . "	..	..	..	179	227	..	..	..	12,078	14,420
METALS AND ORES . tons	..	..	..	165,192	149,376	..	..	..	4,120	2,099
OIL—										
Mineral, other sorts . gals	..	..	..	..	..	308	..	18	..	896
Perfumery . value	..	..	..	..	..	..	..	..	..	2,313
PRECIOUS STONES AND PEARLS, UNSET . "	..	..	..	..	..	..	..	..	..	..
PROVISIONS AND OILMAN'S STORES . cwt	..	15	..	1,579	2,986	5,769	..	3,905	12,796	18,734
SHELLS AND CORALS . value	..	..	..	201	14	..	..	..	4,847	750
SPICES . cwt	127	3,000	3,297	201	9	679	10,952	12,568	2,263	117
SUGAR . tons	..	..	..	..	..	..	..	..	3,348	3,664,725
TEA . lbs	..	..	..	44,178	..	..	..	..	4,126	..
TEXTILES—										
Haberdashery and Millinery value	197,891	..	..	..	322,612	9,440	..	..	214	625
Wool, raw . lbs	..	..	..	..	..	1,066	27,224	215	24,926	15,441
Manufactures . value	..	..	112	100	1,157	1,051	..	37	50	177
TOWACCO . lbs	86,568	..	..	..	..	..	..	..	125	689
ARTICLES RE-EXPORTED BY POST . value	..	..	..	..	..	..	..	..	..	..
ALL OTHER ARTICLES OF MERCHANDISE . "	..	..	..	..	..	1,063	5,422	196	2,944	23,697
GRAND TOTAL . "	..	..	..	..	..	23,310	70,625	188,798	161,141	3,108,145
GRAND TOTAL OF INDIAN AND FOREIGN MERCHANDISE . "	..	..	..	..	..	10,234,578	20,277,758	22,182,231	48,782,223	37,849,729

NOTE.—The sterling figures have been converted at the rate of £10=21 for 1919-20 and 1920-21, and £15=21 for earlier years  
 (a) Quantity figures not available prior to April, 1918

BERMUDAS  
CUBANo. 13—continued  
NORTH AMERICA—BERMUDAS

ARTICLES	IMPORTS					EXPORTS, INCLUDING RE-EXPORTS				
	1916-17	1917-18	1918-19	1919-20	1920-21	1916-17	1917-18	1918-19	1919-20	1920-21
TOTAL VALUE	£	£	£	£	£	£	£	£	£	£
	..	..	..	..	..	523	181	..	..	..

## NORTH AMERICA—CUBA

## IMPORTS THEREFROM

ARTICLES	QUANTITY					VALUE				
	1916-17	1917-18	1918-19	1919-20	1920-21	1916-17	1917-18	1918-19	1919-20	1920-21
Tobacco—						£	£	£	£	£
Manufactured—										
Cigars . . . lbs	112	247	..	1,005	..	19	337	..	1,639	..
Cigarettes . . . "	..	..	..	20	..	..	..	..	14	..
Total Tobacco . . "	112	247	..	1,025	..	19	337	..	1,653	..
GRAND TOTAL . . value	—	—	—	—	—	19	337	..	1,653	..

## EXPORTS THERETO

## INDIAN MERCHANDISE

ARTICLES	QUANTITY					VALUE				
	1916-17	1917-18	1918-19	1919-20	1920-21	1916-17	1917-18	1918-19	1919-20	1920-21
GRAIN, PULSES, AND FLOUR—						£	£	£	£	£
Rice, not in the husk . . tons	85,650	49,425	44,686	5,700	10,051	647,422	316,137	350,083	161,454	281,314
LAC—										
Shell . . . cwts	..	..	820	..	..	..	..	5,784	..	..
TEA—										
Black . . . lbs	..	..	30,601	306,340	600	..	..	1,020	16,592	30
TEXTILES—										
Jute—										
Manufactures—										
Gunny bags . . . no.	24,382,600	22,014,400	17,070,000	21,114,400	22,479,600	833,118	1,078,073	793,915	1,774,761	1,495,240
Gunny cloths . . . yards	48,000	..	100,000	130,000	113,000	544	..	2,733	3,430	2,851
ALL OTHER ARTICLES OF MERCHANDISE . . value	—	—	—	—	—	..	1	32	390	..
GRAND TOTAL . . "	—	—	—	—	—	1,486,084	1,394,311	1,153,467	1,956,617	1,779,435

## FOREIGN MERCHANDISE

N3

NOTE.—The sterling figures have been converted at the rate of £10=51 for 1919-20 and 1920-21, and £15=51 for earlier years.

No. 13—continued

## NORTH AMERICA—HAYTI AND ST. DOMINGO

## IMPORTS THEREFROM

Nil

## EXPORTS THERETO

## INDIAN MERCHANDISE

ARTICLES	QUANTITY					VALUE				
	1916-17	1917-18	1918-19	1919-20	1920-21	1916-17	1917-18	1918-19	1919-20	1920-21
GRAIN, PULSE, AND FLOUR— Rice, not in the husk . . . tons	902	..	2,160	..	558	\$ 5,540	\$ ..	\$ 13,068	\$ ..	\$ 18,001
TEXTILES— Jute— Manufactures— Gunny bags . . . no.	847,800	..	24,200	40,000	337,000	11,307	..	1,812	2,800	18,044
GRAND TOTAL . . .	—	—	—	—	—	10,856	..	15,180	2,800	18,045

## FOREIGN MERCHANDISE

Nil

## NORTH AMERICA—PORTO RICO

## IMPORTS THEREFROM

Nil

## EXPORTS THERETO

## INDIAN MERCHANDISE

ARTICLES	QUANTITY					VALUE				
	1916-17	1917-18	1918-19	1919-20	1920-21	1916-17	1917-18	1918-19	1919-20	1920-21
TEXTILES— Jute— Manufactures— Gunny bags . . . no.	1,687,900	2,223,400	1,083,700	1,614,700	2,541,700	45,980	61,223	55,223	101,087	127,272
Gunny cloth . . . yards	..	..	..	100,000	..	..	..	..	2,100	..
GRAND TOTAL . . . value	—	—	—	—	—	45,980	61,223	55,223	103,187	127,272

## FOREIGN MERCHANDISE

Nil

NOTE.—The sterling figures have been converted at the rate of £10=41 for 1919-20 and 1920-21, and £15=41 for earlier years

NORTH AMERICA—WEST INDIES (BRITISH AND FOREIGN)

IMPORTS THEREFROM

ARTICLES	QUANTITY					VALUE				
	1916-17	1917-18	1918-19	1919-20	1920-21	1916-17	1917-18	1918-19	1919-20	1920-21
						£	£	£	£	£
<b>PAPER AND PASTEBOARD—</b>										
<b>Paper—</b>										
Printing paper . . . cwt	..	..	..	..	510	..	..	..	..	2,412
<b>ALL OTHER ARTICLES OF MERCHANDISE . . . value</b>	—	—	—	—	—	241	34	..	15	49
<b>GRAND TOTAL . . .</b>	—	—	—	—	—	241	34	..	15	2,411

EXPORTS THERETO

INDIAN MERCHANDISE

ARTICLES	QUANTITY					VALUE				
	1916-17	1917-18	1918-19	1919-20	1920-21	1916-17	1917-18	1918-19	1919-20	1920-21
						£	£	£	£	£
<b>ANIMALS, LIVING . . . no</b>	..	..	..	..	18	..	..	..	..	1,0
<b>CHEMICALS—</b>										
Saltpetre . . . cwt	..	..	..	..	3,504	..	..	..	..	7,5
<b>COAL, COKE, AND PATENT FUEL . . . tons</b>	350	..	..	..	..	209	..	..	..	..
<b>DRUGS AND MEDICINES (excluding chemicals and narcotics) . . . value</b>	—	—	—	—	—	3,270	699	1,443	..	2,1
<b>DYEING AND TANNING SUBSTANCES . . . cwt</b>	61	463	157	..	82	85	709	140	..	1
<b>GRAIN, PULSE, AND FLOUR—</b>										
Pulse . . . tons	1,739	2,121	1,254	..	772	17,690	21,199	12,920	..	18,6
Rice, not in the husk . . .	6,916	7,083	17,454	..	..	66,147	72,396	185,869	..	..
Other sorts . . .	..	..	..	..	..	2	1	..	..	..
<b>Total Grain, pulse, and flour . . .</b>	<b>8,655</b>	<b>10,159</b>	<b>18,708</b>	<b>..</b>	<b>772</b>	<b>85,839</b>	<b>93,596</b>	<b>198,789</b>	<b>..</b>	<b>18,6</b>
<b>MANURES . . .</b>	..	50	..	..	..	..	633	..	..	..
<b>METALS AND ORES . . .</b>	5	..	..	2	2	680	6	..	302	4
<b>OILS—</b>										
Vegetable, non-essential gal.	16,027	12,905	10,313	2,408	7,237	2,423	1,237	2,189	806	1,7
<b>PROVISIONS AND OILMAN'S STORES . . . value</b>	—	—	—	—	—	9,867	2,591	11,013	..	4,1
<b>SEEDS . . . tons</b>	11	26	27	..	5	247	1,246	284	..	1
<b>TEA . . . lbs</b>	..	71,617	8,050	..	14,508	..	2,173	295	..	4
<b>TEXTILES—</b>										
<b>Jute—</b>										
<b>Manufactures—</b>										
Gunny bags . . . no.	2,250,950	4,603,940	2,801,550	1,433,700	6,257,400	69,316	159,447	120,072	98,362	375,1
Other kinds . . . value	—	—	—	—	—	..	905	314	..	1
<b>Total jute manufactures (including twist and yarn) . . .</b>	<b>—</b>	<b>—</b>	<b>—</b>	<b>—</b>	<b>—</b>	<b>69,316</b>	<b>160,352</b>	<b>120,386</b>	<b>98,362</b>	<b>376,0</b>
<b>Tobacco, MANUFACTURED . . . lbs</b>	236	..	..	..	4,000	6	—	..	..	1,4
<b>ALL OTHER ARTICLES OF MERCHANDISE . . .</b>	—	—	—	—	—	707	682	146	143	4
<b>GRAND TOTAL . . .</b>	<b>—</b>	<b>—</b>	<b>—</b>	<b>—</b>	<b>—</b>	<b>173,160</b>	<b>263,979</b>	<b>324,799</b>	<b>99,615</b>	<b>414,1</b>

NOTE.—The sterling figures have been converted at the rate of £10=₹1 for 1919-20 and 1920-21, and £15=₹1 for earlier years

## No. 13—continued

NORTH AMERICA—WEST INDIES (BRITISH AND FOREIGN)—continued  
EXPORTS THERETO—continued

ARTICLES	QUANTITY					VALUE				
	1916-17	1917-18	1918-19	1919-20	1920-21	1916-17	1917-18	1918-19	1919-20	1920-21
						£	£	£	£	£
TENONS AND OILMAN'S STORES cwt	228	133	711	..	250	218	188	714	..	282
OTHER ARTICLES OF MERCHANDISE value	—	—	—	—	—	69	212	28	250	62
GRAND TOTAL value	—	—	—	—	—	287	400	742	250	344
INDIAN TOTAL OF DIAN AND FOREIGN MERCHANDISE	—	—	—	—	—	172,447	264,244	224,532	60,874	414,800

NORTH AMERICA—MEXICO  
IMPORTS THEREFROM

ARTICLES	QUANTITY					VALUE				
	1916-17	1917-18	1918-19	1919-20	1920-21	1916-17	1917-18	1918-19	1919-20	1920-21
						£	£	£	£	£
TOTAL VALUE	—	—	—	—	—	..	..	..	12	12

## EXPORTS THERETO

## INDIAN MERCHANDISE

ARTICLES	QUANTITY					VALUE				
	1916-17	1917-18	1918-19	1919-20	1920-21	1916-17	1917-18	1918-19	1919-20	1920-21
						£	£	£	£	£
FINN WAX tons	..	..	..	197	..	..	..	..	8,065	..
RESIN	..	..	..	..	..	..	..	..	..	..
RAW MANUFACTURES	..	..	581	..	..	..	..	12,506	..	..
Gunny bags yards	..	..	..	40,000	50,100	..	..	..	2,000	1,064
GRAND TOTAL value	—	—	—	—	—	..	..	12,506	11,065	1,064

## FOREIGN MERCHANDISE

Nil

## CENTRAL AMERICA—GUATEMALA

ARTICLES	IMPORTS					EXPORTS, INCLUDING RE-EXPORTS				
	1916-17	1917-18	1918-19	1919-20	1920-21	1916-17	1917-18	1918-19	1919-20	1920-21
	£	£	£	£	£	£	£	£	£	£
TOTAL VALUE	..	..	..	..	..	..	..	7,484	512	1,879

HONDURAS  
IMPORTS THEREFROM  
Nil

## EXPORTS THERETO

## INDIAN MERCHANDISE

ARTICLES	QUANTITY					VALUE				
	1916-17	1917-18	1918-19	1919-20	1920-21	1916-17	1917-18	1918-19	1919-20	1920-21
						£	£	£	£	£
RESIN	..	..	..	..	22,800	..	..	..	..	1,151
GRAND TOTAL value	—	—	—	—	—	..	..	..	..	1,151

## FOREIGN MERCHANDISE

Nil



SAN SALVADOR  
NICARAGUA  
COLOMBIA

( 488 )

No. 13—continued  
CENTRAL AMERICA—SAN SALVADOR  
IMPORTS THEREFROM  
Nil

EXPORTS THERETO

INDIAN MERCHANDISE

ARTICLES	QUANTITY					VALUE				
	1916-17	1917-18	1918-19	1919-20	1920-21	1916-17	1917-18	1918-19	1919-20	1920-21
TEXTILES—						£	£	£	£	£
Jute—										
Manufactures—										
Gunny bags . . no.	..	60,000	288,200	..	211,200	..	1,880	15,735	..	14,798
GRAND TOTAL . . value	—	—	—	—	—	..	1,880	15,735	..	14,798

FOREIGN MERCHANDISE  
Nil

CENTRAL AMERICA—NICARAGUA  
IMPORTS THEREFROM  
Nil

EXPORTS THERETO

INDIAN MERCHANDISE

ARTICLES	QUANTITY					VALUE				
	1916-17	1917-18	1918-19	1919-20	1920-21	1916-17	1917-18	1918-19	1919-20	1920-21
TEXTILES—						£	£	£	£	£
Jute—										
Manufactures—										
Gunny bags . . no.	..	..	897,300	30,800	..	..	..	10,989	1,382	..
Other kinds . . value	—	—	—	—	—	..	..	6	..	..
Total Jute manufactures . .	—	—	—	—	—	..	..	10,995	1,382	..
GRAND TOTAL . . value	—	—	—	—	—	..	..	10,995	1,382	..

FOREIGN MERCHANDISE  
Nil

SOUTH AMERICA—COLOMBIA  
IMPORTS THEREFROM  
Nil

EXPORTS THERETO

INDIAN MERCHANDISE

ARTICLES	QUANTITY					VALUE				
	1916-17	1917-18	1918-19	1919-20	1920-21	1916-17	1917-18	1918-19	1919-20	1920-21
TMA—						£	£	£	£	£
Black . . . . lbs	..	..	..	38,000	..	..	..	..	1,827	..
TEXTILES—										
Jute—										
Manufactures—										
Gunny bags . . no.	..	..	20,100	5,000	50,000	..	..	1,340	340	4,250
Gunny cloth . . yards	..	..	..	526,000	..	..	..	..	17,154	..
GRAND TOTAL . . value	—	—	—	—	—	..	..	1,340	19,321	4,250

FOREIGN MERCHANDISE  
Nil

NOTE.—The sterling figures have been converted at the rate of £10=£1 for 1919-20 and 1920-21, and £12 15=£1 for earlier years.

No. 13—continued

## CENTRAL AMERICA—PANAMA

ARTICLES	IMPORTS					EXPORTS, including RE-EXPORTS				
	1916-17	1917-18	1918-19	1919-20	1920-21	1916-17	1917-18	1918-19	1919-20	1920-21
TOTAL VALUE	£ ..	£ ..	£ ..	£ ..	£ ..	£ ..	£ ..	£ ..	£ 421	£ ..

## SOUTH AMERICA—VENEZUELA

ARTICLES	IMPORTS					EXPORTS, INCLUDING RE-EXPORTS				
	1916-17	1917-18	1918-19	1919-20	1920-21	1916-17	1917-18	1918-19	1919-20	1920-21
TOTAL VALUE	£ ..	£ ..	£ ..	£ ..	£ ..	£ ..	£ ..	£ ..	£ ..	£ ..

## SOUTH AMERICA—BRITISH GUIANA

## IMPORTS THEREFROM

ARTICLES	QUANTITY					VALUE				
	1916-17	1917-18	1918-19	1919-20	1920-21	1916-17	1917-18	1918-19	1919-20	1920-21
TOTAL VALUE	—	—	—	—	—	£ ..	£ ..	£ ..	£ ..	£ 182

## EXPORTS THERETO

## INDIAN MERCHANDISE

ARTICLES	QUANTITY					VALUE				
	1916-17	1917-18	1918-19	1919-20	1920-21	1916-17	1917-18	1918-19	1919-20	1920-21
DRUGS AND MEDICINES (excluding chemicals and narcotics) value	—	—	—	—	..	£ 3,541	£ 2,574	£ 801	£ 1,028	£ 900
GRAIN, PULSE, AND FLOUR—										
Pulse tons	1,404	1,186	1,186	107	285	15,320	11,841	18,006	2,001	8,711
Other sorts ..	25	25	..	..	..	278	257	..	..	4
Total Grain, pulse, and flour	1,429	1,211	1,186	107	285	15,598	12,098	18,006	2,001	8,715
VEGETABLES—										
Vegetable, non-essential—										
Mustard or rape gal.	42,474	2,065	12,929	4,908	8,680	5,029	740	2,248	1,915	1,950
Other kinds ..	4,572	..	..	8	480	472	..	..	6	100
Total Oils ..	47,046	2,065	12,929	4,916	7,940	5,501	740	2,248	1,921	2,050

NOTE.—The sterling figures have been converted at the rate of £10=₹1 for 1919-20 and 1920-21, and £15=₹1 for earlier years.

BRITISH GUIANA  
FRENCH GUIANA  
DUTCH GUIANA

( 490 )

No. 13—continued

SOUTH AMERICA—BRITISH GUIANA—continued

EXPORTS THERETO—continued

INDIAN MERCHANDISE—continued

ARTICLES	QUANTITY					VALUE				
	1916-17	1917-18	1918-19	1919-20	1920-21	1916-17	1917-18	1918-19	1919-20	1920-21
<b>PROVISIONS AND OILMAN'S STORES—</b>						£	£	£	£	£
Oil . . . . . cwts	2,107	147	1,000	593	535	9,085	800	6,527	6,753	6,114
Other sorts of provisions value	—	—	—	—	—	29	57	..	..	..
Total Provisions and oilman's stores . . .	—	—	—	—	—	9,714	857	6,527	6,753	6,114
<b>TEA—</b>										
Black . . . . . lbs	4,525	33,217	2,575	..	5,516	124	1,021	91	..	251
<b>TEXTILES—</b>										
<b>Jute—</b>										
Manufactures—										
Quany bags . . . no.	1,133,950	1,339,500	699,100	96,700	589,700	32,488	41,421	34,614	6,618	26,583
Rope and twine . . cwts	32	37	388	..	37	20	102	1,409	..	62
ALL OTHER ARTICLES OF MERCHANDISE . . value	—	—	—	—	—	1,101	875	805	595	1,984
<b>GRAND TOTAL . . .</b>	—	—	—	—	—	68,172	59,317	58,990	20,511	44,609

FOREIGN MERCHANDISE

ARTICLES	QUANTITY					VALUE				
	1916-17	1917-18	1918-19	1919-20	1920-21	1916-17	1917-18	1918-19	1919-20	1920-21
<b>TOTAL VALUE</b>	—	—	—	—	—	£	£	£	£	£
						243	5	135	226	803
<b>GRAND TOTAL OF INDIAN AND FOREIGN MERCHANDISE . . value</b>	—	—	—	—	—	68,415	59,322	59,125	20,737	45,412

FRENCH GUIANA

IMPORTS THEREFROM

Nil

EXPORTS THERETO

INDIAN MERCHANDISE

ARTICLES	QUANTITY					VALUE				
	1916-17	1917-18	1918-19	1919-20	1920-21	1916-17	1917-18	1918-19	1919-20	1920-21
<b>TOTAL VALUE</b>	—	—	—	—	—	£	£	£	£	£
						..	358	42	..	..

FOREIGN MERCHANDISE

Nil

SOUTH AMERICA—DUTCH GUIANA

IMPORTS THEREFROM

ARTICLES	QUANTITY					VALUE				
	1916-17	1917-18	1918-19	1919-20	1920-21	1916-17	1917-18	1918-19	1919-20	1920-21
<b>OILS—</b>						£	£	£	£	£
Miscellaneous—										
Fuel oils . . . . . gals.	..	..	615,168	..	..	..	..	6,959	..	..
<b>GRAND TOTAL . . value</b>	—	—	—	—	—	..	..	6,959	..	..

No. 13—continued  
DUTCH GUIANA—continued  
EXPORTS THERE TO

## INDIAN MERCHANDISE

ARTICLES	QUANTITY					VALUE				
	1916-17	1917-18	1918-19	1919-20	1920-21	1916-17	1917-18	1918-19	1919-20	1920-21
<b>GRAIN, PULSES, AND FLOUR—</b>						£	£	£	£	£
Pulse . . . . . tons	150	74	238	15	18	1,462	636	2,512	294	498
<b>OILS—</b>										
Vegetable, non-essential—										
Mustard or rape . . . . . gals.	3,105	1,000	9,552	1,060	..	424	128	1,912	425	..
<b>TEXTILES</b>										
Jute—										
Manufactures . . . . . value	—	—	—	—	—	..	1,108	962	..	730
Articles Exported by port	—	—	—	—	—	..	..	..	..	847
<b>ALL OTHER ARTICLES OF MERCHANDISE</b>	—	—	—	—	—	1,107	90	720	526	222
<b>GRAND TOTAL</b>	—	—	—	—	—	3,008	2,017	7,142	1,405	2,206

FOREIGN MERCHANDISE  
Nil.

## SOUTH AMERICA—BRAZIL

## IMPORTS THEREFROM

Nil.

## EXPORTS THERE TO

## INDIAN MERCHANDISE

ARTICLES	QUANTITY					VALUE				
	1916-17	1917-18	1918-19	1919-20	1920-21	1916-17	1917-18	1918-19	1919-20	1920-21
<b>ANIMALS, LIVING</b> . . . . . no.	105	90	895	1,023	1,707	100	1,250	8,080	47,842	28,268
<b>FODDER, URAN, AND FOLLARDS</b> value	—	—	—	—	—	..	..	1,294	696	1,674
<b>LAG</b> . . . . . cwts.	..	202	1,540	147	29	..	1,578	17,866	2,100	600
<b>TEA—</b>										
Black . . . . . lbs	..	1,000	80,253	..	207	..	94	5,405	..	10
<b>TEXTILES—</b>										
Jute, raw . . . . . tons	12,192	16,557	19,007	15,228	8,700	227,882	270,008	522,411	642,572	411,948
Manufactures—										
Twist and yarn . . . . . lbs	..	..	194,224	278,542	1,282,420	..	..	5,129	10,929	67,053
Gunny bags . . . . . no	..	..	..	..	10,200	..	..	..	..	2,000
Gunny cloth . . . . . yards	..	..	..	120,000	200,600	..	..	..	2,685	5,100
<b>ALL OTHER ARTICLES OF MERCHANDISE</b> . . . . . value	—	—	—	—	—	£	55	7,070	111	665
<b>GRAND TOTAL</b>	—	—	—	—	—	228,048	272,969	571,141	708,325	629,726

NOTE.—The sterling figures have been converted at the rate of £10=£1 for 1919-20 and 1920-21, and £15=£1 for earlier years

BRAZIL  
PARAGUAY  
URUGUAY

( 492 )

No. 13—continued  
SOUTH AMERICA—BRAZIL—continued  
EXPORTS THERETO—continued

FOREIGN MERCHANDISE										
ARTICLES	QUANTITY					VALUE				
	1916-17	1917-18	1918-19	1919-20	1920-21	1916-17	1917-18	1918-19	1919-20	1920-21
TOTAL VALUE	—	—	—	—	—	£	£	£	£	£
GRAND TOTAL OF INDIAN AND FOREIGN MERCHANDISE value	—	—	—	—	—	288,040	272,089	571,250	706,335	529,726

SOUTH AMERICA—PARAGUAY  
IMPORTS THEREFROM  
*Nil*

EXPORTS THERETO  
INDIAN MERCHANDISE

ARTICLES	QUANTITY					VALUE				
	1916-17	1917-18	1918-19	1919-20	1920-21	1916-17	1917-18	1918-19	1919-20	1920-21
TEXTILES—						£	£	£	£	£
Jute—										
Manufactures— Gunny cloth . yards	180,000	..	400,000	..	130,000	1,867	..	8,251	..	2,265
GRAND TOTAL value	—	—	—	—	—	1,867	..	8,251	..	2,265

FOREIGN MERCHANDISE  
*Nil*

SOUTH AMERICA—URUGUAY  
IMPORTS THEREFROM

ARTICLES	QUANTITY					VALUE				
	1916-17	1917-18	1918-19	1919-20	1920-21	1916-17	1917-18	1918-19	1919-20	1920-21
TOTAL VALUE	—	—	—	—	—	£	£	£	£	£
						..	38	..	..	..

EXPORTS THERETO

INDIAN MERCHANDISE

ARTICLES	QUANTITY					VALUE				
	1916-17	1917-18	1918-19	1919-20	1920-21	1916-17	1917-18	1918-19	1919-20	1920-21
TEXTILES						£	£	£	£	£
Jute—										
Raw . . . tons	514	..	..	253	464	10,751	..	..	10,917	15,375
Manufactures—										
Twist and yarn . lbs	85,000	30,000	22,407	347,940	194,000	893	377	467	4,690	3,053
Gunny bags . no.	..	..	..	100,000	..	..	..	..	8,200	..
Gunny cloth . yards	2,500,000	3,175,500	6,770,500	17,144,000	6,779,200	29,905	49,558	96,629	438,447	157,348
Rope and twine . cwts	233	..	808	1,046	446	284	..	2,274	2,636	1,406
Total Jute manufactures (including twist and yarn) value	—	—	—	—	—	31,082	49,935	99,381	458,972	161,805
All other articles of merchandise	..	..	..	..	..	..	83	..	..	..
GRAND TOTAL	—	—	—	—	—	41,833	50,018	99,381	464,889	177,180

FOREIGN MERCHANDISE  
*Nil*

NOTE.—The sterling figures have been converted at the rate of £10=£1 for 1919-20 and 1920-21, and £15=£1 for earlier years.

No. 13--continued  
SOUTH AMERICA--ARGENTINE REPUBLIC  
IMPORTS THEREFROM

ARTICLES	QUANTITY					VALUE				
	1916-17	1917-18	1918-19	1919-20	1920-21	1916-17	1917-18	1918-19	1919-20	1920-21
TOTAL VALUE	—	—	—	—	—	£	£	£	£	£
						733	681	390	360	148

## EXPORTS THERETO

## INDIAN MERCHANDISE

ARTICLES	QUANTITY					VALUE				
	1916-17	1917-18	1918-19	1919-20	1920-21	1916-17	1917-18	1918-19	1919-20	1920-21
<b>GRAIN, PULSE, AND FLOUR—</b>						£	£	£	£	£
Rice, not in the husk . . . tons	2,200	..	..	..	..	14,208	..	..	..	..
<b>LAC—</b>										
Shell . . . . . cwt	..	..	1,094	..	997	..	..	16,409	..	10,004
Paraffin Wax . . . . . tons	..	..	..	26	..	..	..	..	1,750	..
<b>TRI—</b>										
Black . . . . . lbs	..	352,076	342,093	126,510	309,665	..	12,229	13,586	6,908	14,018
<b>TEXTILES—</b>										
<b>Cotton—</b>										
Twist and yarn . . . . . "	35,680	..	400	10,000	..	1,114	..	37	1,875	..
<b>Jute—</b>										
Raw . . . . . tons	1,528	178	1,076	1,455	1,954	30,998	2,659	22,144	64,868	67,621
<b>Manufactures—</b>										
Twist and yarn . . . . . lbs	460,000	87,700	153,700	799,540	1,316,300	4,673	1,272	3,657	20,889	35,506
Gunny bags . . . . . no.	1,060,000	18,526,250	7,989,500	6,336,200	4,550,100	32,781	195,011	141,752	264,518	208,504
" cloth . . . . . yards	142,363,400	75,353,520	135,168,000	230,531,500	208,585,000	1,622,939	1,036,637	1,801,641	6,011,821	4,016,223
Rope and twine . . . . . cwt	4,318	1,133	6,019	2,925	3,792	4,930	1,976	17,861	10,849	11,219
Other kinds . . . . . "	—	—	—	—	1,844	—	—	—	—	2,363
Total Jute manufactures (including twist and yarn) value	—	—	—	—	—	1,666,523	1,226,894	1,064,921	6,314,187	5,174,929
<b>Wool—</b>										
<b>Manufactures—</b>										
Carpets and rugs . . . . . lbs	476	1,344	62,074	1,960	2,344	27	212	6,102	292	840
<b>ALL OTHER ARTICLES OF MERCHANDISE</b>	—	—	—	—	—	248	..	177	878	4,043
<b>GRAND TOTAL</b>	—	—	—	—	—	1,712,172	1,251,994	2,022,906	6,330,155	5,286,992

## FOREIGN MERCHANDISE

ARTICLES	QUANTITY					VALUE				
	1916-17	1917-18	1918-19	1919-20	1920-21	1916-17	1917-18	1918-19	1919-20	1920-21
TOTAL VALUE	—	—	—	—	—	£	£	£	£	£
						..	..	..	87	..
AND TOTAL OF INDIAN AND FOREIGN MERCHANDISE value	—	—	—	—	—	1,712,172	1,251,994	2,022,906	6,330,155	5,286,992

SOUTH AMERICA--CHILE  
IMPORTS THEREFROM

ARTICLES	QUANTITY					VALUE				
	1916-17	1917-18	1918-19	1919-20	1920-21	1916-17	1917-18	1918-19	1919-20	1920-21
<b>ARTICLES—</b>						£	£	£	£	£
Artificial and mineral MANURES . . . . . tons	1,758	945	..	1,780	..	20,206	22,482	..	45,772	..
TOTAL VALUE	—	—	—	—	—	20,206	22,482	..	45,772	..

NOTE.—The sterling figures have been converted at the rate of \$10=£1 for 1919-20 and 1920-21, and \$15=£1 for earlier years

No. 13—continued  
SOUTH AMERICA—CHILE—continued  
EXPORTS THERETO

ARTICLES	QUANTITY					VALUE				
	1916-17	1917-18	1918-19	1919-20	1920-21	1916-17	1917-18	1918-19	1919-20	1920-21
						£	£	£	£	£
GRAIN, PULSE, AND FLOUR— Rice, not in the husk . . . tons	3,265	850	2,552	..	631	22,361	5,682	15,329	..	11,111
LAG SHELL . . . cwt	..	15	..	223	15	..	133	..	3,524	490
PARAFFIN WAX . . . tons	..	..	..	415	150	..	..	..	23,292	6,325
TEA, BLACK . . . lbs	1,736,093	1,604,078	4,163,408	3,010,732	1,779,954	79,267	65,661	218,196	196,748	89,330
TEXTILES— Cotton— Twist and yarn . . . lbs	..	..	6,000	..	..	..	..	508	..	..
Jute— Raw . . . tons	105	89	204	..	50	2,002	1,330	2,535	..	1,610
Twist and yarn . . . lbs	67,500	117,500	204,480	84,000	100,000	1,028	1,826	6,477	2,519	3,531
Manufactures— Gunny bags . . . no.	52,565,850	43,713,100	43,704,300	15,381,700	54,310,100	943,966	869,138	1,116,850	620,966	1,996,521
.. cloth . . . yards	1,604,250	596,700	3,291,100	550,100	570,000	15,779	7,779	55,180	11,246	19,845
Rope and twine . . . cwt	3,250	20	3,267	2,458	3,733	4,538	57	10,891	8,208	11,214
Total Jute manufactures (including twist and yarn) . . . value	—	—	—	—	—	965,311	878,800	1,189,398	642,939	2,022,111
WOOD AND TIMBER— Timber, other than railway sleepers— Teak wood . . . cubic tons	28	..	19	19	..	500	..	149	228	..
Other sorts . . . value	—	—	—	—	—	17	..	..	..	..
Total wood and timber . value	—	—	—	—	—	517	..	149	228	..
ARTICLES EXPORTED BY POST ..	—	—	—	—	—	..	..	2,646	..	..
ALL OTHER ARTICLES OF MERCHANDISE . . . ..	—	—	—	—	—	..	427	438	336	586
GRAND TOTAL . . .	—	—	—	—	—	1,069,458	952,033	1,429,199	867,117	2,132,603

FOREIGN MERCHANDISE

ARTICLES	QUANTITY					VALUE				
	1916-17	1917-18	1918-19	1919-20	1920-21	1916-17	1917-18	1918-19	1919-20	1920-21
						£	£	£	£	£
TOTAL VALUE . . .	—	—	—	—	—	..	..	..	379	298
GRAND TOTAL OF INDIAN AND FOREIGN MERCHAN- DISE . . . value	—	—	—	—	—	1,069,458	952,033	1,429,199	867,496	2,132,901

SOUTH AMERICA—PERU  
IMPORTS THEREFROM  
AND  
EXPORTS THERETO

INDIAN MERCHANDISE

ARTICLES	QUANTITY					VALUE				
	1916-17	1917-18	1918-19	1919-20	1920-21	1916-17	1917-18	1918-19	1919-20	1920-21
						£	£	£	£	£
GRAIN, PULSE, AND FLOUR— Rice, not in the husk . . . tons	258	..	..	..	..	1,805	..	..	..	..
TEA— Black . . . lbs	1,000	32,306	185,090	217,150	97,375	54	1,037	12,510	17,211	5,616
TEXTILES— Jute— Twist and yarn . . .	..	..	11,000	100	17,240	..	..	339	3	604
Manufactures— Gunny bags . . . no.	5,349,400	3,629,300	4,474,000	2,001,700	5,063,300	135,778	109,867	244,388	104,377	238,544
.. cloth . . . yards	1,159,950	1,403,700	3,223,900	1,502,650	2,687,500	10,208	14,717	65,562	35,420	52,548
Rope and twine . . . cwt	..	..	414	506	1,493	..	..	1,289	2,096	5,241
Total Jute manufac- tures (including twist and yarn) . value	—	—	—	—	—	145,986	124,584	311,578	139,896	317,027
ALL OTHER ARTICLES OF MERCHANDISE . . . ..	—	—	—	—	—	534	..	149	..	362
GRAND TOTAL . . .	—	—	—	—	—	148,379	125,621	324,287	157,107	323,003

NOTE.—The sterling figures have been converted at the rate of £10=£1 for 1919-20 and 1920-21, and £15=£1 for earlier years.

No. 13—continued  
SOUTH AMERICA—PERU—continued

FOREIGN MERCHANDISE										
ARTICLES	QUANTITY					VALUE				
	1916-17	1917-18	1918-19	1919-20	1920-21	1916-17	1917-18	1918-19	1919-20	1920-21
PEPPER—						£	£	£	£	£
Pepper . . . . . cwt	..	..	351	..	..	..	..	1,108	..	..
ALL OTHER ARTICLES OF MERCHANDISE . . . . . value	—	—	—	..	—	..	..	..	..	..
GRAND TOTAL . . . . .	—	—	—	—	—	..	..	1,108	..	..
AND TOTAL OF INDIAN AND FOREIGN MERCHANDISE . . . . .	—	—	—	—	—	148,870	125,621	325,436	187,107	323,008

SOUTH AMERICA—ECUADOR  
IMPORTS THEREFROM  
Nil

## EXPORTS THERETO

INDIAN MERCHANDISE										
ARTICLES	QUANTITY					VALUE				
	1916-17	1917-18	1918-19	1919-20	1920-21	1916-17	1917-18	1918-19	1919-20	1920-21
TEA—						£	£	£	£	£
Black . . . . . lbs.	..	..	7,660	8,250	..	..	..	807	578	..
TEXTILES—										
Jute—										
Manufactures—										
Gunny bags . . . . . no.	..	..	75,000	204,000	115,000	..	..	2,000	31,747	5,405
Gunny cloth . . . . . yards	400,000	50,000	1,288,000	400,000	1,044,000	5,867	558	27,278	10,000	24,084
ALL OTHER ARTICLES OF MERCHANDISE . . . . . value	—	—	—	—	—	..	..	8	..	..
GRAND TOTAL . . . . .	—	—	—	—	—	5,867	558	30,089	23,825	30,489

FOREIGN MERCHANDISE  
NilSOUTH AMERICA—BOLIVIA  
IMPORTS THEREFROM  
Nil

## EXPORTS THERETO

INDIAN MERCHANDISE										
ARTICLES	QUANTITY					VALUE				
	1916-17	1917-18	1918-19	1919-20	1920-21	1916-17	1917-18	1918-19	1919-20	1920-21
GRAIN, PULVER, AND FLOUR—						£	£	£	£	£
Rice, not in the husk . . . . . tons	485	258	427	..	..	2,133	1,634	2,313	..	..
TEA—										
Black . . . . . lbs.	..	2,500	10,000	15,000	..	..	70	630	1,125	..
TEXTILES—										
Jute manufacture—										
Gunny bags . . . . . no.	182,500	75,000	120,000	..	..	2,123	1,425	4,180	..	..
Gunny cloth . . . . . yards	..	..	..	110,000	..	..	..	..	2,900	..
GRAND TOTAL . . . . . value	—	—	—	—	—	2,256	2,129	6,123	5,025	..

FOREIGN MERCHANDISE  
Nil

NOTE.—The sterling figures have been converted at the rate of £10=₵1 for 1918-20 and 1920-21, and £15=₵1 for earlier years.



No. 13—continued  
 AUSTRALIAN COMMONWEALTH  
 IMPORTS THEREFROM

ARTICLES	QUANTITY					VALUE				
	1916-17	1917-18	1918-19	1919-20	1920-21	1916-17	1917-18	1918-19	1919-20	1920-21
<b>ANIMALS, LIVING—</b>						£	£	£	£	£
Horses . . . . . no.	13,424	8,202	5,470	667	3,272	385,220	279,262	172,628	35,490	182,477
Other kinds . . . . . "	66	66	103	77	67	355	350	374	719	985
Total Animals, living . . . . . "	13,490	8,268	5,573	744	3,339	385,575	279,612	173,002	36,209	183,462
<b>APPAREL (excluding HOSIERY AND BOOTS AND SHOES) value</b>	—	—	—	—	—	338	1,438	114	591	1,017
<b>INSULATING FOR MACHINERY—</b>										
Of cotton (c) . . . . . "	—	—	—	—	—	—	—	—	—	3,773
„ leather . . . . . "	—	—	—	—	—	102	1,363	3,346	976	4,564
Total belting for Machinery . . . . . "	—	—	—	—	—	102	1,363	3,346	976	8,337
<b>BOOTS AND SHOES—</b>										
Of leather . . . . . pairs	4	1	9	850	4,899	2	2	5	884	4,340
<b>BRUSHES AND BROOMS—</b>										
Brushes (a) . . . . . doz.	—	—	—	—	748	—	—	—	—	1,463
<b>BUILDING AND ENGINEERING MATERIALS other than OF IRON, STEEL OR WOOD—</b>										
Firebricks (b) . . . . . no.	—	—	—	4,029	6,979	—	—	—	626	1,007
Other kinds . . . . . cwts	219	320	10	1,046	1,437	243	459	11	1,293	2,274
Total building and Engineering materials other than of iron, steel or wood . . . . . Value	—	—	—	—	—	243	489	11	1,919	3,271
<b>CHEMICALS AND CHEMICAL PREPARATIONS (excluding CHEMICAL MANURES AND MEDICINES) . . . . . "</b>	—	—	—	—	—	2,028	1,741	11,877	7,475	3,054
<b>COAL, COKE, AND PATENT FUEL—</b>										
Coal . . . . . tons	23,085	8,102	2,119	3,554	33,678	37,943	11,983	8,040	6,572	113,646
<b>CORDAGE AND ROPES OF VEGETABLE FIBRE (excluding JUTE AND COTTON) . . . . . cwts</b>	3	—	221	528	157	12	—	720	1,567	636
<b>DRUGS AND MEDICINES (including CHEMICALS AND NARCOTICS) . . . . . value</b>	—	—	—	—	—	448	1,739	1,410	3,148	3,679
<b>POPPER, BRAN, AND POLLARDS (excluding OILCAKE) . . . . . cwts</b>	103,959	90,271	123,038	19,483	58,159	17,333	15,672	19,999	6,782	17,654
<b>FRUITS AND VEGETABLES—</b>										
Fresh Fruits and vegetables . . . . . value	—	—	—	—	—	529	14	66	1,096	4
Fruits and vegetables: dried, salted, or preserved, not being canned or bottled . . . . . tons	7	13	30	36	31	435	1,089	2,600	4,029	5,274
Total Fruits and Vegetables . . . . . value	—	—	—	—	—	964	1,103	2,666	5,125	5,278
<b>GRAIN, PULSE, AND FLOUR—</b>										
Wheat . . . . . tons	—	1,776	55,226	148,295	—	1	27,627	670,903	2,583,931	—
Wheat flour in bags . . . . . "	2	1	63	123	1	60	8	660	3,223	13
Other sorts . . . . . "	—	—	2	25	13	5	16	58	341	445
Total Grain, Pulse, and Flour . . . . . "	2	1,777	55,286	148,443	14	66	27,651	671,621	2,587,495	458
<b>HARDWARE, excluding OUTLET AND ELECTRO-PLATED WARE . . . . . value</b>	—	—	—	—	—	3,440	3,616	6,324	7,444	9,037
<b>HOYS . . . . . cwts</b>	250	1,007	365	264	—	1,647	8,171	7,389	3,360	12
<b>INSTRUMENTS APPARATUS AND APPLIANCES AND PARTS THEREOF . . . . . value</b>	—	—	—	—	—	637	225	16	1,296	845
<b>LEATHER—</b>										
Hides, tanned or dressed . . . . . tons	1	1	—	—	2	182	257	5	70	1,259
Skins tanned or dressed . . . . . "	—	1	1	4	1,549	37	241	814	2,184	1,683
Unwrought . . . . . cwts	726	243	112	80	95	6,955	3,829	1,661	2,401	4,360
Manufactures (including boots and shoes and belting for machinery)—										
Bags and trunks . . . . . value	—	—	—	—	—	—	—	—	173	2,621
Saddlery and harness . . . . . "	—	—	—	—	—	204	133	117	768	1,983
Other sorts . . . . . "	—	—	—	—	—	1,135	344	2,224	1,101	9,256
Total Leather . . . . . "	—	—	—	—	—	8,513	4,844	4,821	6,607	21,952

No. 13—continued  
 AUSTRALIAN COMMONWEALTH—continued  
 IMPORTS THEREFROM—continued

ARTICLES	QUANTITY					VALUE				
	1916-17	1917-18	1918-19	1919-20	1920-21	1916-17	1917-18	1918-19	1919-20	1920-21
<b>LIQUORS including METHYLATED AND PERFUMED SPIRITS—</b>										
Ale, beer and porter—										
Ale and beer—										
In bottle . . . gals.	1,153	38,241	26,354	33,584	54,765	173	7,750	7,004	13,750	16,265
In bulk . . . "	..	8,785	520	..	..	..	965	8)	..	..
Spirit . . . "	287	124	2,097	12,370	2,664	299	186	4,544	15,376	3,498
Wines . . . "	3,518	5,471	14,756	8,478	10,042	1,171	3,027	8,879	5,531	7,517
Other sorts of liquors . . "	1	497	426	280	622	1	151	131	82	350
Total Liquors . . . "	5,259	55,118	45,053	59,712	68,090	1,644	12,063	21,623	34,727	29,680
<b>MACHINERY AND MILL-WORK . . . value</b>	—	—	—	—	—	1,737	2,051	9,317	11,617	4,470
<b>METALS AND ORES—</b>										
Copper (excluding Ore) . . cwts	..	2,001	10,207	23,851	2	..	11,677	64,888	109,715	10
Iron or steel . . . tons	..	2	129	1	27	32	97	4,523	73	1,893
Steel . . . . . "	..	2	64	63	270	..	431	2,468	1,892	7,465
Lead—										
Pig . . . . . cwts	..	..	4,498	..	..	..	..	6,300	..	..
Wrought . . . . . "	..	..	941	..	600	..	..	2,230	..	1,700
Others . . . . . "	1	1	..	..	..	2	3	..	2	..
Total Lead (excluding Ore) . . "	1	1	5,439	..	600	2	3	10,530	2	1,700
Zinc or spelter . . . cwts	702	..	25,246	630	4	1,880	2	84,323	5,271	2
Other metals . . . tons	..	2	..	1	1	31	63	3	93	76
Total Metals (excluding Ores) . . "	85	106	2,285	1,259	237	1,945	12,253	170,815	115,046	11,258
<b>MOTOR CARS, MOTOR CYCLES, MOTOR WAGONS AND PARTS THEREOF—</b>										
Motor cars . . . . . no.	1	..	..	1	5	300	..	..	526	3,633
" cycles . . . . . "	..	..	..	..	11	..	..	..	..	936
Parts and accessories (excluding rubber tyres) . . value	—	—	—	—	—	360	254	..	516	179
Total motor cars, motor cycles, motor wagons and parts thereof . . . "	—	—	—	—	—	660	254	..	1,042	4,748
<b>OILS—</b>										
Animal . . . . . gals.	14,803	..	..	..	..	2,451	..	..	..	..
Essential . . . . . "	16	99	196	229	3,741	14	159	223	319	4,763
Mineral oils . . . . . "	40	..	..	8,872	70	3	..	..	3,110	14
Others . . . . . "	40	1	29	104	182	..	..	3	55	56
Total Oils . . . . . "	14,899	100	225	9,285	3,943	2,468	186	237	3,484	4,833
<b>PAINTS AND PAINTERS' MATERIALS . . . value</b>	—	—	—	—	—	3	122	2,104	2,072	2,655
<b>PAPER AND PASTEBOARD—</b>										
Paper . . . . . cwts	5	1,012	..	1	1,965	39	2,321	..	5	3,157
Paper manufactures (a) . . value	—	—	—	—	—	—	—	1,211	37	221
Pasteboard, millboard and cardboard of all kinds . . "	—	—	—	—	—	..	..	..	..	10,144
Total Paper and Pasteboard . . . . . "	—	—	—	—	—	39	2,321	1,211	42	13,522
<b>POLYMER</b>	—	—	—	—	—	484	198	239	201	1,022

NOTE.—The ailing figures have been converted at the rate of £10=£1 for 1919-20 and 1920-21, and £15=£1 for earlier years  
 (a) Separately recorded from April, 1918

AUSTRALIAN COMMONWEALTH—continued

IMPORTS THEREFROM—continued

ARTICLES	QUANTITY					VALUE				
	1916-17	1917-18	1918-19	1919-20	1920-21	1916-17	1917-18	1918-19	1919-20	1920-21
<b>PROVISIONS AND OILMAN'S STORES including FISH AND FRUITS AND VEGETABLES, CANNED OR BOTTLED—</b>						£	£	£	£	£
Bacon and hams . . . cwt	176	2,650	4,094	3,402	2,150	929	20,380	35,662	37,701	36,166
Biscuits and cakes . . . "	12,337	8,523	2,307	5,858	1,805	37,674	28,507	13,996	36,794	17,174
Butter (including canned) . . . "	19	40	88	157	612	144	516	779	2,936	13,807
Cheese (including canned) . . . "	111	3,331	861	1,891	1,904	800	12,334	6,600	17,034	21,893
Ferrous and patent foods . . . "	741	1,027	5,333	1,198	157	1,027	5,603	23,003	8,787	1,608
Jams and Jellies . . . "	14,913	11,900	13,785	5,533	10,614	43,480	33,429	45,731	19,815	52,743
Lard . . . "	..	81	73	6	93	..	549	536	53	1,316
Milk, condensed and preserved including milk cream . . . "	1,013	9,562	9,805	11,965	3,546	2,514	39,176	45,003	83,134	22,632
Pickles, chutnies, sauces and condiments . . . "	15	325	1,184	513	257	39	1,299	6,462	3,758	1,497
Other sorts of provisions—										
Canned and bottled provisions (not specified elsewhere)—										
Canned or bottled fruits (a) . . . "	—	—	—	—	2,230	—	—	—	—	12,572
Other kinds . . . "	4,345	10,182	12,408	7,878	6,681	14,005	38,662	68,932	47,656	42,182
Total canned and bottled provisions . . . "	4,345	10,182	12,408	7,878	8,911	14,005	38,662	68,932	48,079	54,754
Others . . . value	—	—	—	—	—	748	2,528	9,876	2,413	2,421
Total Provisions and Oilman's stores . . . "	—	—	—	—	—	101,260	183,488	256,570	200,644	226,031
<b>RAILWAY PLANT AND ROLLING-STOCK—</b>										
Materials for construction—										
Sleepers of wood . . . tons	..	..	..	408	9,951	..	..	..	6,425	124,331
Other kinds . . . value	—	—	—	—	—	..	..	20	..	..
Total Railway plant and rolling-stock . . . "	—	—	—	—	—	..	..	20	6,425	124,331
<b>RUBBER—</b>										
Manufactures—										
Tyres for motor cars and motor cycles . . . no.	..	..	..	..	1,708	..	..	..	..	12,681
Tubes for motor tyres . . . "	..	..	..	541	3,351	..	..	..	823	4,555
Other manufactures, excluding apparel, boots and shoes . . . value	—	—	—	—	—	86	597	2,073	1,602	1,812
Total Rubber manufactures . . . "	—	—	—	—	—	86	597	2,073	1,602	1,812
<b>SALT . . . tons</b>	2	25	21	81	97	86	597	2,073	2,425	19,048
<b>SOAP—</b>										
Household and laundry soap in bars or tablets cwt	1,336	580	97	1,149	1,308	3,153	1,635	260	4,187	6,276
Toilet soap . . . "	395	157	8	587	841	861	600	48	1,648	3,361
Other sorts . . . "	1	4	11	2	10	2	13	33	54	61
Total Soap . . . "	1,732	741	111	1,736	2,154	4,036	2,248	341	5,889	9,698
<b>STATIONERY (excluding paper) . . . value</b>	—	—	—	—	—	1,169	1,694	963	3,890	14,452
<b>SUGAR . . . tons</b>	13	7	35	7	8	452	820	1,648	1,085	1,359
<b>TALLOW AND STEARINE (including GREASE AND ANIMAL FAT) . . . cwt</b>	3,733	2,466	3,115	19,060	42,735	10,260	8,133	9,311	90,578	242,715
<b>TEXTILES—</b>										
Cotton manufactures . . . value	—	—	—	—	—	39	..	..	1,402	771
Haberdashery and Millinery . . . "	—	—	—	—	—	181	673	72	612	2,412
Jute manufactures (including twist and yarn) . . . "	—	—	—	—	—	809	149	67	1,852	576
Wool—										
Raw . . . lbs	423,457	100,800	1,872,416	..	170,701	35,545	1,333	22,527	..	129,172
Manufactures . . . value	—	—	—	—	—	200	1,917	2,306	5	39
<b>TOBACCO—</b>										
Manufactured—										
Cigarettes . . . lbs	18,828	119	482	80	9	10,210	51	331	50	7
Other sorts . . . "	68,600	..	34	196	102	9,331	..	14	50	54
Total Tobacco . . . "	87,428	119	516	276	111	19,541	51	345	70	61

NOTE.—The sterling figures have been converted at the rate of R10 = £1 for 1919-20 and 1920-21, and R15 = £1 for earlier years.  
(4) Separately recorded from April, 1920

## No. 13—continued

## AUSTRALIAN COMMONWEALTH—continued

## IMPORTS THEREFROM—concluded

ARTICLES	QUANTITY					VALUE				
	1916-17	1917-18	1918-19	1919-20	1920-21	1916-17	1917-18	1918-19	1919-20	1920-21
WOOD AND TIMBER—						£	£	£	£	£
Timber, other than railway sleepers—										
Jatrah wood . . . . . cub. tons	..	..	..	..	275	..	..	..	..	3,431
Other timber . . . . . "	1	..	210	33	2,618	33	..	340	363	30,780
Total Timber, other than railway sleepers . . . . . cub. tons	1	6	210	33	2,893	33	21	340	363	43,211
Ornamental wood—										
Sandal . . . . . value	..	..	..	..	..	332	1,384	20,302	12,111	25,091
Manufactures of wood other than furniture and cabinet ware . . . . . "	..	..	..	..	..	836	543	553	302	1,361
ARTICLES IMPORTED BY POST . . . . . "	..	..	..	..	..	576	1,239	3,908	2,700	2,741
ALL OTHER ARTICLES OF MERCHANDISE . . . . . "	..	..	..	..	..	2,522	2,060	7,149	5,235	4,731
GRAND TOTAL . . . . . "	..	..	..	..	..	647,493	595,762	1,444,506	2,344,031	1,204,631

## EXPORTS THERETO

## INDIAN MERCHANDISE

ARTICLES	QUANTITY					VALUE				
	1916-17	1917-18	1918-19	1919-20	1920-21	1916-17	1917-18	1918-19	1919-20	1920-21
APPAREL (including DRAPERY, UNIFORMS, ACCOUTREMENTS, BUT EXCLUDING HOBBIERY AND BOOTS AND SHOES) . . . . . value	..	..	..	..	..	1,484	741	1,183	1,767	1,221
BOOKS, PRINTED, AND PRINTED MATTER (NOT BEING STATIONERY), INCLUDING MAPS AND CHARTS . . . . . cwts	8	1	2	1	21	693	6	20	20	1,521
BROTIES . . . . . "	..	..	..	21	3	..	..	..	1,516	241
CANDLES OF ALL KINDS . . . . . lbs	65,825	93,900	217,500	80,000	25,030	1,231	1,517	4,078	2,250	702
CHEMICALS AND CHEMICAL PREPARATIONS (excluding chemical manures and medicines)—										
Potassium compounds—										
Saltpetre . . . . . cwts	3,049	5,318	9,535	2,608	1,619	4,223	7,314	12,003	4,168	2,924
Other sorts of chemicals value	..	..	..	..	..	340	2,523	2,590	2,990	19,161
Total Chemicals . . . . . "	..	..	..	..	..	4,623	10,147	14,673	7,158	19,794
COAL, COKE, AND PATENT FUEL . . . . . tons	..	6,000	..	..	..	..	4,600	..	..	..
COFFEE . . . . . cwts	11,022	8,887	13,524	4,226	5,632	40,598	28,564	48,066	29,558	55,060
COIR, MANUFACTURED (excluding rope) . . . . . tons	316	748	533	316	427	5,573	19,100	16,219	14,396	16,732
CORDAGE AND ROPE OF VEGETABLE FIBRE (excluding jute and cotton) . . . . . cwts	1,211	468	79	724	584	2,622	711	144	1,334	2,003
DYEING AND TANNING SUBSTANCES—										
Indigo . . . . . "	12	160	5	23	65	533	7,374	213	1,098	2,600
Myrobalsans . . . . . "	20,310	11,551	4,700	25,169	12,666	9,015	5,264	1,236	20,450	8,298
Myrobalsan extracts (a) . . . . . "	..	..	..	..	4,032	..	..	..	..	23,278
Turmeric . . . . . "	758	181	297	803	934	860	227	420	1,545	1,604
Other sorts . . . . . "	5	21	..	404	222	19	67	..	1,185	513
Total Dyeing and Tanning substances . . . . . "	21,035	11,913	5,003	26,409	18,539	10,427	12,932	1,909	24,298	24,293
FIRES FOR BRUSHES AND BROOMS . . . . . "	19	64	124	32	77	511	1,864	2,122	1,680	4,300
GRAIN, PULSE, AND FLOUR—										
Pulse—										
Beans (b) . . . . . tons	..	..	415	580	1,122	..	..	3,811	14,408	12,373
Pulse other sorts . . . . . "	1,312	1,057	22	16	2	12,349	12,720	248	302	48
Rice, not in the husk . . . . . "	15,234	46,301	10,444	13	18,241	80,266	267,370	64,240	229	303,864
Wheat . . . . . "	..	..	..	..	1	1	1	..	..	14
Other sorts . . . . . "	..	..	72	..	..	..	..	417	1	..
Total Grain, pulse, and flour . . . . . "	16,547	47,358	10,912	909	19,366	104,112	281,091	70,756	15,066	317,191

NOTE.—The sterling figures have been converted at the rate of R10 = £1 for 1919-20 and 1920-21, and R15 = £1 for earlier years.  
 (a) Separately recorded from April, 1920  
 (b) Separately recorded from April, 1918

AUSTRALIAN COMMONWEALTH—continued

EXPORTS THERETO—continued

INDIAN MERCHANDISE—continued

ARTICLES	QUANTITY					VALUE				
	1916-17	1917-18	1918-19	1919-20	1920-21	1916-17	1917-18	1918-19	1919-20	1920-21
HARDWARE AND CUTLERY (including PLATED WARE) value	—	—	—	—	—	£ 43	£ 43	£ 209	£ 634	£ 164
HIDES AND SKINS, RAW—										
Hides, raw	tons .. 6 no. .. =4,600	13 =10,105	20 =4,350	21 4,795	21 4,795	..	844	2,441	2,936	2,708
Skins, raw—										
Goat skins	tons 308 no. =443,117	866 =1,017,518	855 =1,172,182	295 =441,405	149 =219,398	£3,104	161,863	163,671	214,328	91,945
Sheep skins	tons 1 no. =150	94 =264,985	118 =175,017	8 =10,000	20 =29,168	80	7,424	11,892	2,080	4,120
Other skins	tons .. no. .. =2,657	4 ..	..	..	..	..	951	..	..	55
Total skins, raw	tons 304 no. =443,247	964 =1,285,160	973 =1,348,090	303 =452,365	169 =245,575	63,184	170,238	165,563	216,408	106,120
Cuttings of Hides and Skins raw	tons ..	..	..	99	207	..	..	..	1,077	1,716
LAC—										
Button	cwt 90	231	187	90	266	427	2,141	1,783	1,381	3,387
Shell	752	2,631	1,795	528	2,594	3,582	21,497	16,654	10,652	65,166
Total Lac	842	2,762	1,982	618	2,860	4,009	23,638	18,437	12,033	78,553
LEATHER—										
Hides, tanned or dressed	tons 1 no. =748	..	..	4 =4,311	1 =550	131	..	..	1,457	216
Skins, tanned or dressed	tons 8 no. =15,516	1 =3,200	..	..	..	3,311	587	..	..	127
Manures	tons ..	..	..	1	68	..	3	..	10	739
METALS AND ORES—										
Brass, Bronze, and similar alloys	cwt 13	2	157	283	27	123	21	1,348	2,991	613
Iron or steel	15,766	3,253	..	..	..	60,591	14,802	..	..	..
Others	..	..	..	..	..	3	11	..	2	..
Total Metals and ores	15,766	3,255	8	14	1	60,717	14,834	1,348	2,993	613
MICA	cwt 30	..	..	..	..	712	..	..	..	..
OLDS—										
Animal	gals. 3,992	19,146	6,873	..	..	105	1,584	607	..	..
Essential	18	24	23	11	33	203	413	462	342	680
Mineral	60,400	..	..	..	..	3,901	..	..	..	..
Vegetable, non-essential—										
Castor	102,087	80,563	14,977	11,349	32,503	10,421	10,702	2,270	3,351	6,886
Coconut	2,417	737	..	..	128	357	182	..	..	48
Cotton seed	..	49,160	8,440	9,882	5,239	..	6,145	1,055	3,222	1,065
Linseed	34,220	132,594	162,475	10,508	27,400	6,096	33,673	46,406	5,618	15,020
Mustard or rape	2,808	100	7,400	1,250	..	383	14	2,152	563	..
Other sorts	..	3,128	24	10	..	..	352	8	8	..
Total Vegetable, non-essential	141,527	195,262	193,316	32,099	65,270	17,257	51,018	51,990	12,762	23,014
Total Oils	205,937	314,452	200,212	32,010	65,303	21,466	53,015	53,069	13,104	23,694
OPPIUM	chest 1 cwt =1	5 =9	..	..	..	133	1,045	..	..	..
PARAFFIN WAX	tons 1,112	2,197	1,216	3,097	2,010	33,729	78,776	36,912	140,912	93,275
PROVISIONS AND OILMAN'S STORES—										
Oil	cwt 425	18	225	21	..	1,811	100	1,100	276	..
Pickles, chutnies, and condiments	2,184	1,105	496	693	898	7,622	3,870	1,938	3,969	5,925
Other sorts of provisions value	—	—	—	—	—	3,313	3,571	1,839	6,001	6,608
Total Provisions and Oilman's stores	—	—	—	—	—	12,746	7,710	5,025	10,246	11,533

NOTE.—The sterling figures have been converted at the rate of £10=£1 for 1919-20 and 1920-21, and £15=£1 for earlier years.

No. 13—continued

## AUSTRALIAN COMMONWEALTH—continued

EXPORTS THERE TO—continued

## INDIAN MERCHANDISE—continued

ARTICLES	QUANTITY					VALUE				
	1916-17	1917-18	1918-19	1919-20	1920-21	1916-17	1917-18	1918-19	1919-20	1920-21
<b>SEEDS—</b>						£	£	£	£	£
<b>Oil-seeds—</b>										
Essential . . . tons	39	61	69	23	6	878	1,062	1,189	788	299
Non-essential—										
Castor . . . "	1,123	601	1,279	..	590	14,078	7,180	21,224	..	19,198
Linseed . . . "	10,486	15,676	18,676	6,249	13,673	115,580	142,486	219,669	221,102	411,207
Other sorts . . . "	11	..	25	..	57	105	..	465	..	1,432
Total Seeds, Non-essential . . . "	11,630	16,277	19,980	6,249	14,320	129,743	149,666	241,358	221,102	432,129
Other than oil-seed . . . "	..	..	2	4	..	..	..	12	97	..
Total Seeds . . . "	11,629	16,277	20,081	6,253	14,320	130,620	150,718	241,370	221,207	432,129
<b>FRAGMENTS ILLUSTRATIVE OF NATURAL SCIENCE—value</b>	—	—	—	—	—	558	70	..	208	426
<b>SPICES—</b>										
Chillies . . . cwts	360	2	..	..	82	508	2	..	..	200
Ginger . . . "	690	2,231	848	3,147	1,172	966	2,549	1,609	11,065	2,004
Other sorts . . . "	1	100	687	2	9	4	400	1,061	24	52
Total Spices . . . "	1,051	2,333	1,533	3,150	1,263	1,478	2,951	2,670	11,079	2,256
<b>RA—</b>										
Black . . . lbs	4,617,810	9,920,214	7,026,886	7,043,877	6,927,349	163,592	325,693	216,878	269,416	226,449
<b>TEXTILES—</b>										
<b>Cotton—</b>										
Raw . . . tons	11	366	25	162	189	392	12,735	1,976	22,220	16,269
Waste (a) . . . cwts	—	—	..	..	196	—	—	..	..	660
Kapok . . . "	29	18	550	148	40	55	28	1,051	456	206
Twist and yarn . . . lbs	146,384	184,521	216,650	19,800	106,280	4,294	7,988	12,970	1,669	11,225
<b>Manufactures—</b>										
<b>Piece-goods—</b>										
Grey (unbleached) yards	..	141,120	56,644	..	10,660	..	2,028	1,628	..	426
White (bleached) "	100	19,200	..	..	1,510	3	280	..	..	145
Coloured, printed or dyed . . . "	84,206	187,242	250,908	25,215	20,212	2,369	6,220	14,699	2,208	2,212
Total Piece-goods . . . "	84,406	297,562	250,908	25,215	42,382	2,372	8,528	16,327	2,208	2,563
Other sorts of manufactures . . . value	—	—	—	—	—	112	420	110	484	1,000
Total Cotton manufactures (including twist and yarn) . . . "	—	—	—	—	—	6,223	16,374	22,415	4,211	15,998
<b>Hemp—</b>										
Raw . . . cwts	1,122	2,220	1,592	2	..	1,024	2,481	2,185	8	2
<b>Jute—</b>										
Raw . . . tons	837	524	696	504	390	17,226	9,278	20,419	28,624	16,422
Twist and yarn . . . lbs	126,262	611,441	2,070,007	429,926	4,723,371	2,117	11,192	69,146	19,451	17,198
<b>Manufactures—</b>										
Canvas . . . yards	..	2,792	87,000	4,000	..	..	181	2,254	500	..
Gunny bags . . . no.	75,527,321	66,746,330	70,475,575	29,521,900	91,291,900	2,111,586	1,596,540	2,649,262	1,769,422	4,202,160
cloth . . . yards	27,986,200	25,724,396	21,921,400	12,221,550	12,992,720	274,545	267,789	492,726	225,492	299,021
Rope and twine . . . cwts	5,477	6,506	12,965	522	5	11,244	11,202	41,597	2,212	26
Other kinds . . . value	—	—	—	—	—	96	..	166	..	..
Total Jute manufactures (including twist and yarn) . . . "	—	—	—	—	—	2,499,626	2,287,012	3,229,298	2,174,977	4,717,350
<b>WOOL—</b>										
<b>Manufactures—</b>										
Carpets and rugs . . . lbs	119,108	109,544	218,198	71,499	224,148	11,089	11,089	20,194	14,007	52,811
Other sorts . . . value	—	—	—	—	—	952	..	2	20	1,261
Total Woollen manufactures . . . "	—	—	—	—	—	12,041	11,089	20,196	14,027	54,072
<b>TOBACCO . . . lbs</b>	841	1,618	2,914	1,783	22,446	1457	181	182	412	224

NOTE.—The sterling figures have been converted at the rate of £10=£1 for 1919-20 and 1920-21, and £15=£1 for earlier years (a) Separately recorded from December, 1918

AUSTRALIAN COMMONWEALTH—concluded

EXPORTS THERETO—concluded

INDIAN MERCHANDISE—concluded

ARTICLES	QUANTITY					VALUE				
	1916-17	1917-18	1918-19	1919-20	1920-21	1916-17	1917-18	1918-19	1919-20	1920-21
TOYS AND REQUISITES FOR GAMES AND SPORTS, including FISHING TACKLE . . . value	—	—	—	—	—	£ 156	£ 162	£ 32	£ 224	£ 1,245
WAX OF ALL KINDS, OTHER THAN PARAFFIN WAX (EXCLUDING CANDLES) . . . cwts	—	215	150	—	40	—	1,449	1,014	—	35
WOOD AND TIMBER— Timber, other than railway sleepers— Teak wood . . . cub. tons	364	245	39	250	957	3,242	4,071	726	6,473	30,531
ARTICLES EXPORTED BY POST . . . value	—	—	—	—	—	8,253	15,920	24,004	25,263	23,47
ALL OTHER ARTICLES OF MERCHANDISE . . . "	—	—	—	—	—	1,117	893	1,636	2,031	1,73
<b>GRAND TOTAL . . . "</b>	—	—	—	—	—	<b>3,219,228</b>	<b>3,661,742</b>	<b>4,259,095</b>	<b>3,393,707</b>	<b>6,285,84</b>

FOREIGN MERCHANDISE

ARTICLES	QUANTITY					VALUE				
	1916-17	1917-18	1918-19	1919-20	1920-21	1916-17	1917-18	1918-19	1919-20	1920-21
APPAREL, (including DRAPE, UNIFORMS, ACCOUTREMENTS, BUT including HOSIERY AND BOOTS AND SHOES) . . . value	—	—	—	—	—	£ 182	£ 400	£ —	£ 379	£ 71
CARRIAGES AND CARTS (excluding RAILWAY CARRIAGES) AND PARTS THEREOF . . . "	—	—	—	—	—	—	—	20	—	1,015
HARDWARE (excluding CUTLERY AND ELECTROPLATED WARE) . . . "	—	—	—	—	—	1,127	1,009	2,288	3,200	2,627
INSTRUMENTS, APPARATUS, AND APPLIANCES, AND PARTS THEREOF . . . "	—	—	—	—	—	669	439	1,388	8	124
PROVISIONS AND OILMAN'S STORES . . . cwts	—	1	—	8	64	—	17	—	26	704
TEXTILES— Woolen manufactures . . . value	—	—	—	—	—	29	—	680	500	—
ARTICLES RE-EXPORTED BY POST . . . "	—	—	—	—	—	520	1,400	3,922	483	549
ALL OTHER ARTICLES OF MERCHANDISE . . . "	—	—	—	—	—	1,059	495	742	1,389	1,708
<b>GRAND TOTAL . . . "</b>	—	—	—	—	—	<b>3,545</b>	<b>4,840</b>	<b>8,800</b>	<b>6,084</b>	<b>7,443</b>
<b>GRAND TOTAL OF INDIAN AND FOREIGN MERCHANDISE . . . "</b>	—	—	—	—	—	<b>3,222,773</b>	<b>3,666,582</b>	<b>4,267,985</b>	<b>3,399,791</b>	<b>6,293,291</b>

NEW ZEALAND  
IMPORTS THEREFROM

ARTICLES	QUANTITY					VALUE				
	1916-17	1917-18	1918-19	1919-20	1920-21	1916-17	1917-18	1918-19	1919-20	1920-21
ANIMALS LIVING— Horses . . . no.	—	—	—	30	—	£ —	£ —	£ —	£ 3,000	£ —
PROVISIONS AND OILMAN'S STORES (including FISH AND FRUITS AND VEGETABLES, CANNED OR BOTTLED— Farinaceous and patent food . . . cwts	180	917	17	462	—	476	5,111	68	3,030	—
Other sorts of provisions— Canned and bottled provisions (not specified elsewhere) . . . "	1	176	303	663	—	20	1,063	1,560	5,115	—
Other sorts of provisions value	—	—	—	—	—	431	1,264	216	—	—
Total Provisions and Oilman's Stores . . . "	—	—	—	—	—	927	7,438	1,784	8,195	—
ARTICLES IMPORTED BY POST . . . "	—	—	—	—	—	256	297	425	788	94
ALL OTHER ARTICLES OF MERCHANDISE . . . "	—	—	—	—	—	474	283	14	2	130
<b>GRAND TOTAL . . . "</b>	—	—	—	—	—	<b>1,687</b>	<b>8,018</b>	<b>2,223</b>	<b>11,982</b>	<b>1,254</b>

NOTE.—The sterling figures have been converted at the rate of £10=£1 for 1919-20 and 1920-21, and £15=£1 for earlier years.





No. 13—continued  
NEW ZEALAND—concluded  
EXPORTS THERETO—continued

FOREIGN MERCHANDISE

ARTICLES	QUANTITY					VALUE				
	1916-17	1917-18	1918-19	1919-20	1920-21	1916-17	1917-18	1918-19	1919-20	1920-21
ARTICLES RE-EXPORTED BY POST . . . . . value	—	—	—	—	—	£ 112	£ 468	£ 1,448	£ 500	£ 1,047
ALL OTHER ARTICLES OF MERCHANDISE . . . . . "	—	—	—	—	—	125	201	78	781	3,453
GRAND TOTAL . . . . . "	—	—	—	—	—	237	669	1,526	1,300	5,000
GRAND TOTAL OF INDIAN AND FOREIGN MERCHANDISE . . . . . "	—	—	—	—	—	519,174	508,364	598,571	593,502	502,886

FIJI ISLANDS  
IMPORTS THEREFROM

ARTICLES	QUANTITY					VALUE				
	1916-17	1917-18	1918-19	1919-20	1920-21	1916-17	1917-18	1918-19	1919-20	1920-21
TOTAL VALUE . . . . .	—	—	—	—	—	£ ..	£ 2	£ ..	£ ..	£ 7

EXPORTS THERETO

INDIAN MERCHANDISE

ARTICLES	QUANTITY					VALUE				
	1916-17	1917-18	1918-19	1919-20	1920-21	1916-17	1917-18	1918-19	1919-20	1920-21
APPAREL (including DRAPERY, UNIFORMS, AND ACCOUTREMENTS, BUT EXCLUDING HOSIERY AND BOOTS AND SHOES) value	—	—	—	—	—	£ 521	£ 177	£ 280	£ 21	£ 706
COAL, COKE AND PATENT FUEL . . . . . tons	3,627	..	..	..	..	1,988	..	..	..	..
FRUITS AND VEGETABLES . . . . . value	—	—	—	—	—	371	583	482	140	643
GRAIN, PULSE, AND FLOUR—										
Pulse . . . . . tons	340	401	264	153	21	3,035	3,667	2,986	3,771	518
Rice, not in the husk . . . . . "	157	38	5	905	1,000	1,598	394	60	27,095	15,572
Other sorts . . . . . "	1	1	..	3	1	1	2	..	..	22
Total Grain, Pulse, and Flour . . . . . "	498	440	269	1,060	1,022	4,634	4,063	3,046	30,866	16,112
Hardware excluding cutlery and electroplated ware value	—	—	—	—	—	90	95	—	12	739
Metals and ores . . . . . tons	1	..	..	..	3	133	34	..	118	1,266
OILS—										
Mustard or rape . . . . . gals.	70,869	39,236	46,155	41,015	46,623	9,866	5,592	8,023	9,204	15,780
Other kinds . . . . . "	3,288	1,783	2,201	1,770	2,092	432	315	805	892	812
Total Oils . . . . . "	74,157	41,024	48,356	42,785	48,615	10,298	5,907	8,828	10,096	16,592
PROVISIONS AND OILMAN'S STORES—										
Oil . . . . . cwts	2,378	1,956	1,494	691	375	11,108	9,541	9,338	6,657	4,574
Other sorts of provisions value	—	—	—	—	—	209	96	15	..	210
Total Provisions and Oilman's stores . . . . . "	—	—	—	—	—	11,317	9,637	9,353	6,657	4,784

No. 13—continued

FIJI ISLANDS—continued

EXPORTS THERETO—continued

## INDIAN MERCHANDISE—continued

ARTICLES	QUANTITY					VALUE				
	1916-17	1917-18	1918-19	1919-20	1920-21	1916-17	1917-18	1918-19	1919-20	1920-21
SEEDS . . . . . tons	22	25	36	11	10	£ 723	£ 602	£ 966	£ 554	£ 814
SPICES TEXTILES—	382	458	400	183	203	947	1,021	1,146	474	1,120
COTTON PIECE GOODS . . . yards	10,527	8,778	975	216	17,222	225	244	35	11	1,535
Jute—										
Manufactures—										
Gunny bags . . . . . no.	316,650	98,400	71,600	25,900	799,500	7,859	2,335	2,869	1,213	44,974
ARTICLES EXPORTED BY POST . . . . . value	—	—	—	—	—	4,091	1,093	—	—	—
ALL OTHER ARTICLES OF MERCHANDISE . . . . . "	—	—	—	—	—	2,182	1,146	747	670	1,371
GRAND TOTAL . . . . . "	—	—	—	—	—	45,359	27,537	27,532	31,187	50,625

## FOREIGN MERCHANDISE

ARTICLES	QUANTITY					VALUE				
	1916-17	1917-18	1918-19	1919-20	1920-21	1916-17	1917-18	1918-19	1919-20	1920-21
TOTAL VALUE . . . . .	—	—	—	—	—	£ 411	£ 2,290	£ 545	£ 291	£ 628
GRAND TOTAL OF INDIAN AND FOREIGN MERCHANDISE . . . . . value	—	—	—	—	—	45,770	29,827	28,077	31,478	51,253

## SANDWICH ISLANDS

## IMPORTS THEREFROM

ARTICLES	QUANTITY					VALUE				
	1916-17	1917-18	1918-19	1919-20	1920-21	1916-17	1917-18	1918-19	1919-20	1920-21
TOTAL . . . . . value	—	—	—	—	—	£ ..	£ ..	£ ..	£ ..	£ 11

## EXPORTS THERETO

## INDIAN MERCHANDISE

ARTICLES	QUANTITY					VALUE				
	1916-17	1917-18	1918-19	1919-20	1920-21	1916-17	1917-18	1918-19	1919-20	1920-21
CHEMICALS AND CHEMICAL PREPARATIONS—										
Potassium compounds—										
Saltpetre . . . . . cwts	..	..	..	683	..	..	..	..	925	..
MANURES . . . . . tons	..	..	..	..	701	..	..	..	..	8,119
TEXTILES—										
Jute—										
Manufactures—										
Gunny bags . . . . . no.	6,970,900	5,680,500	5,576,200	5,592,004	3,837,520	150,383	96,832	126,468	248,095	121,130
— cloth . . . . . yards	4,267,000	1,103,000	3,850,000	3,372,000	6,082,000	81,865	17,849	99,129	129,046	217,968
ALL OTHER ARTICLES OF MERCHANDISE . . . . . value	—	—	—	—	—	32	60	45	261	802
GRAND TOTAL . . . . . "	—	—	—	—	—	232,300	116,772	225,642	378,489	347,796

NOTE.—The sterling figures have been converted at the rate of £10=£1 for 1919-20 and 1920-21, and £15=£1 for earlier years

SANDWICH ISLANDS  
OTHER ISLANDS IN THE PACIFIC

( 506 )

No. 13—concluded

SANDWICH ISLANDS—continued  
EXPORTS THERETO—continued

FOREIGN MERCHANDISE

Nil

OTHER ISLANDS IN THE PACIFIC  
IMPORTS THEREFROM

Nil

EXPORTS THERETO

INDIAN MERCHANDISE

ARTICLES	QUANTITY					VALUE				
	1916-17	1917-18	1918-19	1919-20	1920-21	1916-17	1917-18	1918-19	1919-20	1920-21
GRAIN PULVERISED FLOUR—						£	£	£	£	£
Rice not in the husk . . . Ton	..	..	..	1,100	..	..	..	..	23,000	..
ALL OTHER ARTICLES OF MERCHANDISE . . . value	—	—	—	—	—	62	67	..	..	..
GRAND TOTAL . . .	—	—	—	—	—	62	67	..	23,000	..

FOREIGN MERCHANDISE

Nil

NOTE.—The sterling figures have been converted at the rate of B10—£1 for 1919-20 and 1920-21, and B15—£1 for earlier years

**CUSTOMS DUTY**  
**Tables Nos. 14 to 16.**

## DUTY COLLECTED AT EACH PORT

No. 14

GROSS AMOUNT of CUSTOMS DUTY collected on IMPORTS and EXPORTS at each PORT in each

PORTS	IMPORTS									
	SALT					OTHER ARTICLES				
	1916-17	1917-18	1918-19	1919-20	1920-21	1916-17	1917-18	1918-19	1919-20	1920-21
	£	£	£	£	£	£	£	£	£	£
<b>RENCEL—</b>										
Calcutta . . . . .	773,820	642,232	628,469	1,232,884	1,167,055	2,264,442	3,072,326	3,204,153	6,004,940	7,920,256
Chittagong . . . . .	83,513	60,052	87,633	109,764	173,476	9,310	6,565	5,318	16,294	38,223
Narainganj . . . . .	..	..	..	..	..	..	..	..	..	..
Chandpore . . . . .	..	142	192	..	..	..	..	..	..	..
<b>TOTAL</b>	<b>857,333</b>	<b>702,426</b>	<b>716,294</b>	<b>1,342,648</b>	<b>1,341,431</b>	<b>2,273,752</b>	<b>3,078,891</b>	<b>3,209,471</b>	<b>6,021,234</b>	<b>7,958,479</b>
<b>BISAL AND ORISSA—</b>										
Balasore . . . . .	..	..	..	..	..	..	..	..	..	..
Cuttack or False Point . . . . .	..	..	..	..	..	..	..	..	..	..
Puri . . . . .	..	..	..	..	..	..	..	..	..	..
<b>TOTAL</b>	<b>..</b>	<b>..</b>	<b>..</b>	<b>..</b>	<b>..</b>	<b>..</b>	<b>..</b>	<b>..</b>	<b>..</b>	<b>..</b>
<b>* BOMBAY—</b>										
Bombay . . . . .	1,067	866	1,208	1,021	688	2,506,443	2,807,228	3,133,362	5,729,874	8,588,425
Bassain . . . . .	..	..	..	..	..	10	2	18	..	..
Breach . . . . .	..	..	..	..	..	5,295	5,144	4,011	6,998	5,766
Bulsar . . . . .	..	..	..	..	..	741	424	308	475	560
Belapur . . . . .	..	..	..	..	..	..	..	..	..	..
Bhandup . . . . .	..	..	..	..	..	..	..	..	311	172
Dabhol . . . . .	..	..	..	..	..	346	393	363	655	683
Daman Frontiers . . . . .	..	..	..	..	..	335	298	329	546	511
Dholera . . . . .	..	..	..	..	..	114	566	520	192	397
Dahanu . . . . .	..	..	..	..	..	62	64	20	9	56
Dodamurg . . . . .	..	..	..	..	..	..	..	..	..	44
Gogha . . . . .	..	..	..	..	..	2	..	..	..	2
Honavar . . . . .	..	..	..	..	..	84	57	123	47	310
Jambosar . . . . .	..	..	..	..	..	17	..	..	3	..
Jaitapur . . . . .	..	..	..	..	..	127	54	63	153	47
Karanja . . . . .	..	..	..	..	..	18	..	..	..	..
Karwar . . . . .	..	..	..	..	..	90	43	47	47	103
Maitan . . . . .	..	..	..	..	..	680	417	624	881	910
Maroli . . . . .	..	..	..	..	..	6	10	2	3	..
Rowdanda . . . . .	..	..	..	..	..	8	4	..	4	10
Rai . . . . .	..	..	..	..	..	1	..	20	14	33
Ratnagiri . . . . .	..	..	..	..	..	59	123	56	240	35
Sankatta . . . . .	..	..	..	..	..	38	20	26	67	46
Shewar . . . . .	..	..	..	..	..	15	5	..	4	3
Shiroda . . . . .	..	..	..	..	..	1	..	..	..	..
Surat . . . . .	..	..	..	..	..	878	613	226	144	268
Suveradurg . . . . .	..	..	..	..	..	417	359	409	531	196
Trombay . . . . .	..	..	..	..	..	416	329	256	..	..
Uran . . . . .	..	..	..	..	..	..	6	..	..	23
Veravalur . . . . .	..	..	..	..	..	190	131	165	413	526
<b>TOTAL</b>	<b>1,067</b>	<b>866</b>	<b>1,208</b>	<b>1,021</b>	<b>688</b>	<b>2,516,393</b>	<b>2,906,290</b>	<b>3,140,963</b>	<b>5,741,682</b>	<b>8,599,181</b>
<b>BIND—</b>										
Karachi . . . . .	147	111	109	182	517	634,747	808,010	710,249	1,431,506	2,791,307
N-wi Bandar . . . . .	..	..	..	..	..	8	3	3	3	9
Striganda . . . . .	..	..	..	..	..	15	14	6	22	11
<b>TOTAL</b>	<b>147</b>	<b>111</b>	<b>109</b>	<b>182</b>	<b>517</b>	<b>634,770</b>	<b>808,927</b>	<b>710,258</b>	<b>1,431,531</b>	<b>2,791,327</b>
<b>MADRAS—</b>										
Madras . . . . .	378	140	182	195	321	476,081	517,305	505,401	865,018	1,453,402
Adtrampatnam . . . . .	..	..	..	..	..	174	307	942	327	92
Ammapatnam . . . . .	..	..	..	..	..	120	81	55	17	52
Badagara . . . . .	..	..	..	..	..	12	..	4	..	..
Baruva . . . . .	..	..	..	..	..	..	1	105	55	86

NOTE.—Sterling figures have been converted at the rate of R10=£1 for 1919-20 and 1920-21, and R15=£1 for earlier years.  
 \* The ports in the Bombay Presidency, excepting the chief port, are really *satlas* composed of a number of sub-ports.



DUTY COLLECTED AT EACH PORT

No. 14—continued

GROSS AMOUNT of CUSTOMS DUTY collected on IMPORTS and EXPORTS at each PORT in each

PORTS	IMPORTS									
	SALT					OTHER ARTICLES				
	1916-17	1917-18	1918-19	1919-20	1920-21	1916-17	1917-18	1918-19	1919-20	1920-21
	£	£	£	£	£	£	£	£	£	£
<b>MADRAS—continued</b>										
Bimlipatam . . . . .	..	..	..	..	..	100	24	..	..	..
Calicut . . . . .	1]	1	..	1	1	10,094	2,235	1,491	12,062	16,811
Callingspatam . . . . .	..	..	..	..	..	..	..	..	..	1
Cannanore . . . . .	..	..	..	..	..	179	61	101	207	544
Cocanada . . . . .	..	..	..	..	..	6,824	2,685	366	20,714	11,890
Cochin . . . . .	1	1	..	1	2	22,008	12,528	4,241	22,412	46,940
Coondapoor . . . . .	..	..	..	..	..	11	12	5	16	65
Cuddalore . . . . .	..	..	..	..	..	14,166	5,711	4,847	9,809	14,618
Dévipatnam . . . . .	..	..	..	..	..	16	17	22	39	6
Dhanushkodi . . . . .	..	..	..	..	..	13,684	65,859	37,503	45,033	48,232
Gopalpur . . . . .	..	..	..	..	..	83	4	..	..	4
Hangarkottai . . . . .	..	..	..	..	..	8	8	12	10	107
Ipurupalem . . . . .	..	..	..	..	..	..	..	..	2	4
Kalliyi . . . . .	..	..	..	..	..	8	10	6	8	..
Káyalpatnam . . . . .	..	..	..	..	..	238	359	174	365	392
Kilakarai . . . . .	..	..	..	..	..	141	161	122	201	184
Kottapatnam . . . . .	..	..	..	..	..	..	..	1	..	2
Kulasekharapatnam . . . . .	..	..	..	..	..	606	678	670	1,016	1,112
Málope . . . . .	..	..	..	..	..	44	24	29	78	77
Mángalore . . . . .	5	4	1	..	..	955	440	601	2,313	3,153
Masulipatam . . . . .	..	..	..	..	..	1	7	2	17	1
Mutpet . . . . .	..	..	..	..	..	..	2	4	..	..
Negapatam . . . . .	..	..	..	..	..	10,343	10,962	15,669	18,422	15,164
Nisampatnam . . . . .	..	..	..	..	..	..	8	..	..	1
Pamban . . . . .	..	..	..	..	..	254	468	38	25	41
Point Calimere . . . . .	..	..	..	..	..	16	2	9	3	26
Ponéri . . . . .	..	..	..	..	..	20	59	..	..	23
Porto Novo . . . . .	..	..	..	..	..	148	170	127	317	299
Tellicherry . . . . .	..	..	..	..	4	1,186	74	66	123	1,049
Tirumalavásal . . . . .	..	..	..	..	..	67	77	43	126	61
Tondi . . . . .	..	..	..	..	..	441	291	173	184	350
Toppurái . . . . .	..	..	..	..	..	19	53	61	23	7
Tranquebar . . . . .	..	..	..	..	..	..	12	8	..	..
Tuticorin . . . . .	1	1	..	1	2	24,814	21,781	19,459	25,331	53,140
Velanganni . . . . .	..	..	..	..	..	13	19	1	10	2
Vizagapatam . . . . .	..	..	..	..	..	27	33	..	29	2,334
<b>TOTAL</b>	<b>336</b>	<b>147</b>	<b>133</b>	<b>196</b>	<b>330</b>	<b>532,947</b>	<b>633,020</b>	<b>392,368</b>	<b>1,034,976</b>	<b>1,678,392</b>
<b>ORISSA—</b>										
Bangoor . . . . .	117,561	102,918	98,001	126,257	136,256	597,327	378,883	644,333	1,217,450	2,243,574
Akrab . . . . .	..	..	..	1	..	2,137	1,530	1,263	1,682	4,103
Banda . . . . .	..	..	..	..	..	378	684	866	1,247	1,297
Kyaukpya . . . . .	..	..	..	..	..	..	..	..	..	..
Mergui . . . . .	..	..	..	..	..	1,317	1,968	2,107	3,163	2,963
Moulmein . . . . .	..	..	..	1	..	1,504	1,629	1,494	3,217	5,309
Tavoy . . . . .	..	..	..	..	..	1,725	1,723	2,245	1,554	1,804
Victoria Point . . . . .	13	14	9	27	19	409	481	264	806	621
<b>TOTAL</b>	<b>117,574</b>	<b>102,932</b>	<b>98,010</b>	<b>126,258</b>	<b>136,275</b>	<b>606,797</b>	<b>584,167</b>	<b>652,712</b>	<b>1,229,232</b>	<b>2,259,261</b>
<b>GRAND TOTAL</b>	<b>976,507</b>	<b>806,432</b>	<b>815,794</b>	<b>1,476,335</b>	<b>1,479,241</b>	<b>4,413,659</b>	<b>3,011,295</b>	<b>3,398,767</b>	<b>15,484,656</b>	<b>23,296,150</b>

NOTE.—Sterling figures have been converted at the rate of £10=₹1 for 1919-20 and 1920-21, and £16=₹1 for earlier years

## DUTY COLLECTED AT EACH PORT

PROVINCE of BRITISH INDIA, in each Official Year from 1916-17 to 1920-21—continued

TOTAL IMPORTS					EXPORTS					PORTS
1916-17	1917-18	1918-19	1919-20	1920-21	1916-17	1917-18	1918-19	1919-20	1920-21	
£	£	£	£	£	£	£	£	£	£	
100	24	..	..	..	5	..	2	2	..	MADRAS—continued
10,095	2,236	1,491	12,603	18,811	6,038	3,804	4,370	10,624	8,563	Bimlipatam
..	..	..	..	1	18	..	..	..	..	Calicut
179	61	101	207	544	..	..	..	..	..	Chingapatam
6,921	2,685	366	20,714	11,590	8,809	5,948	674	102	281	Cannanore
22,004	12,529	4,241	22,418	46,942	3,627	916	3,341	5,810	7,342	Cocanada
11	12	5	16	65	271	245	71	..	23	Cochin
14,166	5,711	4,847	9,809	14,618	30	84	17	..	1	Coondapoor
18	17	22	39	6	169	..	106	..	..	Cuddalore
18,684	55,859	37,503	45,033	48,232	37,980	38,575	17,518	116	1,352	Dévipatanam
83	4	..	..	4	..	..	..	..	..	Dhanushkodi
8	8	12	10	107	1,406	1,672	654	..	..	Gopipur
..	..	..	2	4	..	..	..	..	..	Hangarkottai
8	10	6	8	..	..	..	..	..	..	Ipurupalem
288	359	174	366	392	..	..	..	..	..	Kallayi
141	161	122	201	184	18	..	..	..	..	Kayalpatnam
..	..	1	..	2	..	..	..	..	..	Kilakarai
605	678	670	1,016	1,112	..	..	..	..	..	Kottapatnam
44	24	29	78	77	36	24	25	..	16	Kulathharapatnam
990	444	602	2,313	2,153	1,498	1,185	422	35	14	MAlpe
1	7	2	17	1	3,992	1,991	96	1	2	Mangalore
..	2	4	..	..	..	..	222	..	..	Manlipatam
10,343	10,962	15,669	18,422	15,164	9,248	6,595	4,028	350	4,687	Matupet
..	3	..	..	..	..	..	..	..	..	Nagapatam
254	468	38	25	41	2	31	314	17	..	Nisampatnam
16	2	9	3	28	89	109	11	..	..	Pamban
20	56	..	..	23	..	..	1	..	1	Point Calimere
148	170	127	317	299	1,422	1,408	932	1	12	Pondal
1,186	74	66	123	1,953	75	27	70	290	314	Porto Novo
67	77	43	126	81	638	283	529	..	20	Tellicherry
441	291	178	184	350	2	13	82	1	460	Tirumalavassal
19	53	61	23	7	1,058	1,315	286	..	..	Tondi
..	12	8	..	..	..	..	..	..	..	Topputural
84,615	21,782	19,459	35,282	58,142	13,529	6,671	9,609	7,001	13,722	Tranquebar
13	19	1	10	2	193	234	144	..	..	Tuticorin
27	33	..	29	2,884	..	..	..	2	2	Vellanganni
..	..	..	..	..	..	..	..	..	..	Vizagapatam
583,333	633,167	592,546	1,035,174	1,678,722	94,583	73,106	46,046	73,106	76,128	TOTAL
714,888	678,801	742,384	1,343,716	2,379,830	350,503	425,685	447,974	257,340	418,707	BURMA—
2,187	1,830	1,263	1,683	4,103	9,100	6,777	31,072	20,031	42,780	Rangoon
378	634	866	1,247	1,297	87,302	69,902	76,743	11,111	57,655	Akyab
..	..	..	..	..	..	..	..	..	..	Basmel
1,317	1,088	2,107	3,166	2,953	18	..	157	104	..	Kyaukpada
1,504	1,628	1,194	3,318	5,209	14,798	19,275	23,577	9,563	22,960	Mergui
1,725	1,723	2,245	1,854	1,504	837	1,187	521	813	371	Moulmein
422	495	363	633	640	8	16	180	125	1	Tavoy
723,371	687,099	750,722	1,355,819	2,393,532	412,541	522,792	580,206	296,577	542,274	TOTAL
7,500,186	8,817,777	9,211,561	16,928,991	21,765,312	1,647,463	2,218,562	2,460,996	4,811,125	4,898,751	GRAND TOTAL

NOTE.—Sterling figures have been converted at the rate of R 10 = £1 for 1919-20 and 1920-21, and R 15 = £1 for earlier years.

\* Includes £ 12.15\* realised in Burma from miscellaneous receipts  
£ 13.98  
£ 15.421  
£ 22.941  
£ 131.97



## IMPORT DUTY

No. 15

GROSS amount of CUSTOMS duty COLLECTED on the PRINCIPAL and other articles of IMPORTED MER-  
CHANDISE subject to duty, in each OFFICIAL year from 1916-17 to 1920-21

ARTICLES	1916-17	1917-18	1918-19	1919-20	1920-21
	£	£	£	£	£
<b>SCHEDULE II—IMPORT TARIFF.</b>					
<b>PART II.</b>					
<i>Articles which are liable to duty at special rates.</i>					
<b>I.—Food, Drink, and Tobacco—</b>					
<b>Fish—</b>					
Fish, salted, wet or dry . . . . .	4,919	3,642	3,043	6,977	6,484
<b>Liquors—</b>					
Ale, beer, and porter . . . . .	44,569	31,939	32,100	68,002	88,480
Cider and other fermented liquors . . . . .	255	230	156	296	410
<b>Spirit—</b>					
Spirit, which has been rendered effectually and permanently unfit for human consumption . . . . .	3,395	1,719	3,121	4,046	4,242
Perfumed spirits . . . . .	20,539	12,049	15,864	35,179	60,535
<b>Liqueurs, Cordials, Mixtures and other preparations containing spirit—</b>					
(i) Entered in such a manner as to indicate that the strength is not to be tested . . . . .	11,812	6,355	10,122	17,686	20,003
(ii) If tested . . . . .	26,072	50,674	53,571	99,030	163,993
All other sorts of spirit . . . . .	680,271	603,715	591,652	1,091,944	1,452,840
<b>TOTAL OF SPIRITS</b>	<b>752,389</b>	<b>674,512</b>	<b>674,380</b>	<b>1,247,885</b>	<b>1,701,619</b>
<b>Wines—</b>					
Champagne and all other sparkling wines not containing more than 42 per cent of proof spirit . . . . .	5,398	4,165	4,506	15,972	24,122
All other sorts of wines not containing more than 42 per cent of proof spirit . . . . .	31,652	22,274	26,593	47,903	65,948
<b>TOTAL OF WINES</b>	<b>37,050</b>	<b>26,439</b>	<b>31,104</b>	<b>63,875</b>	<b>90,070</b>
<b>TOTAL OF LIQUORS</b>	<b>834,263</b>	<b>733,126</b>	<b>737,690</b>	<b>1,380,058</b>	<b>1,880,553</b>
<b>Sugar—</b>					
Sugar, all sorts, including Molasses and Saccharine produce of all sorts, but excluding confectionery . . . . .	867,029	987,760	1,129,561	1,281,123	1,091,694
<b>Other Food and Drink—</b>					
<b>Salt—</b>					
Imported from . . . . .					
Foreign Ports . . . . .	975,334	806,233	815,494	1,469,997	1,479,034
Indian Ports . . . . .	673	249	300	338	217
<b>TOTAL</b>	<b>976,007</b>	<b>806,482</b>	<b>815,794</b>	<b>1,470,335</b>	<b>1,479,251</b>
<b>Tobacco—</b>					
Tobacco, unmanufactured . . . . .	7,735	8,899	16,003	20,629	10,419
Cigars and cigarettes . . . . .	252,646	345,349	487,735	795,210	1,223,445
All other sorts of tobacco, manufactured . . . . .	48,378	55,870	47,737	74,870	78,065
<b>TOTAL</b>	<b>306,759</b>	<b>410,118</b>	<b>553,475</b>	<b>890,709</b>	<b>1,312,559</b>
<b>TOTAL OF I.—FOOD, DRINK, AND TOBACCO</b>	<b>2,989,477</b>	<b>2,941,128</b>	<b>3,239,563</b>	<b>5,029,202</b>	<b>6,770,531</b>
<b>II.—Raw materials and produce and articles mainly unmanufactured—</b>					
Coal, coke, and patent fuel . . . . .	1,485	956	2,362	2,176	4,647
<b>Oils—</b>					
Petroleum, including also naphtha and the liquids commonly known by the names of rock-oil, Rangoon oil, Burma oil, Kerosene, paraffin oil, mineral oil, petrol, gasoline, benzol, benzoline, benzine, and any inflammable liquid which is made from petroleum, coal, schist, shale, peat or any other bituminous substance, or from any products of petroleum, but excluding petroleum which has its flashing point at or above 200°F. for the batching of lute or other fibre or for lubricating purposes and which has its flashing point at or above 150°F. for use as fuel and for sanitary or hygienic purposes . . . . .	301,276	237,221	87,500	829,540	517,914
<b>TOTAL OF II.—RAW MATERIALS AND PRODUCE, ETC.</b>	<b>302,761</b>	<b>238,227</b>	<b>89,862</b>	<b>831,716</b>	<b>522,561</b>
<b>III.—Articles wholly or mainly manufactured—</b>					
<b>Arms, Ammunition, and Military Stores—</b>					
Fire arms, and parts and appurtenances thereof . . . . .	37,020	23,627	22,680	60,353	61,470
Gunpowder for cannons, rifles, guns, pistols, and sporting purposes . . . . .	1,966	1,859	1,215	2,137	3,205
All other sorts of arms, ammunition, and military stores . . . . .	9,741	5,899	9,502	30,552	40,796
<b>TOTAL</b>	<b>48,727</b>	<b>31,375</b>	<b>33,397</b>	<b>93,042</b>	<b>105,471</b>

NOTE.—Sterling figures have been converted at the rate of R 10 = £1 for 1916-20 and 1920-21, and R 15 = £1 for earlier years

No. 15—continued

GROSS amount of CUSTOMS duty COLLECTED on the PRINCIPAL and other articles of IMPORTED MERCHANDISE subject to duty, in each OFFICIAL year from 1916-17 to 1920-21—continued

ARTICLES	1916-17	1917-18	1918-19	1919-20	1920-21
	£	£	£	£	£
<b>SCHEDULE II—IMPORT TARIFF—continued</b>					
<b>PART II—continued</b>					
<i>Articles which are liable to duty at special rates—continued</i>					
<i>—Articles wholly or mainly manufactured—continued</i>					
<i>Chemicals, Drugs, and Medicines—</i>					
Opium and its alkaloids	608	196	224	312	341
Medals—					
Silver, bullion or coin, except current coin of the Government of India and antique coins and medals which are free	100,060	119,590	76	288	..
Silver plate, silver thread and wire, and silver manufactures, all sorts	24,337	16,067	12,580	10,325	74,442
<b>TOTAL OF III.—ARTICLES WHOLLY OR MAINLY MANUFACTURED</b>	<b>174,067</b>	<b>161,218</b>	<b>47,107</b>	<b>112,964</b>	<b>180,855</b>
<b>TOTAL OF PART II</b>	<b>8,466,205</b>	<b>8,240,588</b>	<b>8,376,682</b>	<b>8,973,842</b>	<b>8,473,947</b>
<b>PART III.</b>					
<i>Articles which are liable to duty at 2½ per cent ad valorem.</i>					
<b>Food, Drink, and Tobacco—</b>					
Wheat, pulse, and flour—					
Wheat and pulse, all sorts, including broken grain and pulse but excluding flour	3,841	2,114	448	181	476
Alcohol and Oilman's Stores—					
Beer in casks	70	72	102	82	66
<b>TOTAL OF I.—FOOD, DRINK, AND TOBACCO</b>	<b>3,911</b>	<b>2,186</b>	<b>607</b>	<b>213</b>	<b>542</b>
<b>Raw materials and produce and articles mainly unmanufactured—</b>					
Iron ore and scrap iron or steel for remanufacture—					
Iron or steel, old	227	270	380	976	1,425
Timber and Timber—					
Timber wood	104	245	168	264	406
<b>TOTAL OF II.—RAW MATERIALS AND PRODUCE, ETC</b>	<b>331</b>	<b>515</b>	<b>507</b>	<b>1,240</b>	<b>1,831</b>
<b>Articles wholly or mainly manufactured—</b>					
Chemicals, Drugs, and Medicines—					
Apparatus, green	1,078	184	8	828	878
Ware, implements, and instruments—					
Telegraphic Instruments and Apparatus, and parts thereof, imported by or under the orders of a Railway Company	20	14	16	49	1
Machinery—					
Machinery, namely prime-movers and component parts thereof, including boilers and component parts thereof; also including locomotive and portable engines, steam-rollers, fire engines, and other machines in which the prime-mover is not separable from the operative parts	71,066	60,996	77,448	129,566	526,460
Iron and steel—					
Iron	562	196	238	423	565
Angle	6,927	5,096	4,226	9,803	12,867
Bar, Rod, Channel, including Channel, for carriages	284	24	17	1,250	4,155
Wire	614	262	227	519	1,564

NOTE.—Sterling figures have been converted at the rate R10=£1 for 1919-20 and 1920-21, and R15=£1 for earlier years.  
\* All silver bullion and silver coin have been exempted from duty from 2nd February, 1920.

IMPORT DUTY

No. 15—continued

GROSS amount of CUSTOMS duty COLLECTED on the PRINCIPAL and other articles of IMPORTED MERCHANDISE subject to duty, in each OFFICIAL year from 1916-17 to 1920-21—continued

ARTICLES	1916-17	1917-18	1918-19	1919-20	1920-21
	£	£	£	£	£
<b>SCHEDULE II—IMPORT TARIFF—continued</b>					
<b>PART III—continued</b>					
<i>Articles which are liable to duty at 2½ per cent ad valorem—continued</i>					
<b>III.—Articles, wholly or mainly manufactured—continued</b>					
<b>Metals—Iron and Steel—continued</b>					
<b>Iron and Steel—</b>					
Anchors and cables . . . . .	786	333	372	1,482	2,787
Beams, joists, pillars, girders, screw-piles, bridge work, and other such descriptions of iron or steel, imported exclusively for building purposes, including also ridging, guttering and continuous roofing	4,212	1,089	1,045	19,846	112,523
Bolts and nuts, including hook-bolts and nuts for roofing	3,586	2,047	6,100	6,865	16,923
Hoops and Strips	10,898	13,000	21,915	34,325	20,847
Nails, rivets, washers, all sorts	12,284	9,054	21,618	18,756	25,259
Pipes and tubes and fittings therefor, such as bends, boots, elbows, tees, sockets, flanges and the like	19,134	16,174	17,993	56,187	104,245
Rails, chairs, sleepers, bearing and fishplates, spikes (commonly known as dogs-pikes), switches and crossings other than those described under Railway plant and rolling stock, also lever-boxes, clips and tie-bars	2,413	545	153	7,837	16,301
Sheets and plates, all sorts, excluding discs and circles	43,596	44,429	53,341	208,061	200,719
Wire, including fencing wire and wire rope, but excluding wire-netting	7,240	10,756	16,934	14,679	17,362
<b>Steel—</b>					
Angle	2,323	1,705	5,751	14,019	19,807
Bar, rod, and channel, including channel for carriages	5,364	4,549	19,283	58,957	98,717
Cast including spring, blistered and tubed	2,746	1,176	2,535	7,206	12,820
Ingots, blooms, billets and slabs	54	25	119	210	185
<b>TOTAL OF IRON AND STEEL</b>	<b>123,003</b>	<b>110,460</b>	<b>173,127</b>	<b>460,025</b>	<b>667,576</b>
<b>Metals—other than Iron and Steel—</b>					
Lead sheets for tea chests	3,051	4,183	5,556	2,586	2,538
<b>Railway plant and rolling-stock—</b>					
Railway material for permanent way and rolling-stock, namely, cylinders, girders, and other material for bridges, rails, sleepers, bearing and fishplates, fishbolts, chairs, spikes, crossings, sleeper-fastenings, switches, interlocking apparatus, brake gear, couplings and springs, signals, turntables, weighbridges, engines, tenders, carriages, wagons, traversers, trolleys, trucks and component parts thereof; also the following articles when imported by or under the orders of a railway company, namely, cranes, water cranes, water tanks and standards, wire and other materials for fencing	24,386	9,603	30,681	135,607	339,063
Aeroplanes, aeroplane parts, aeroplane engine and aeroplane engine parts	—	—	—	—	710
<b>Miscellaneous—</b>					
Printing and Lithographing material, namely, presses, type, ink, brass rules, composing sticks, chases, imposing tables, and lithographic stones, stereo-blocks, roller moulds, roller frames and stocks, roller composition, standing screw and hot presses, perforating machines, gold blocking presses, stereo typing apparatus, metal furniture, paper folding machines, and paging and numbering machines, but excluding paper	982	914	1,196	2,329	10,755
Racks for withering tea-leaf	..	..	..	..	4
Ships and other vessels for inland and harbour navigation, including steamers, launches, boats and barges, imported entire or in sections	1,856	3,495	2,694	5,509	3,478
Tea-chests of metal or wood, whether imported entire or in sections	14,823	16,461	15,342	17,928	26,406
<b>TOTAL OF MISCELLANEOUS</b>	<b>17,661</b>	<b>20,870</b>	<b>19,232</b>	<b>25,856</b>	<b>40,642</b>
<b>TOTAL OF III.—ARTICLES WHOLLY OR MAINLY MANUFACTURED</b>	<b>240,266</b>	<b>206,314</b>	<b>306,065</b>	<b>613,204</b>	<b>1,577,489</b>
<b>TOTAL OF PART III</b>	<b>244,508</b>	<b>209,015</b>	<b>307,229</b>	<b>614,657</b>	<b>1,579,342</b>
<b>PART IV.</b>					
<i>Articles which are liable to duty at 7½ per cent ad valorem (a)</i>					
<b>I.—Food, Drink, and Tobacco—</b>					
<b>Fish—</b>					
Fish excluding salted fish	2,761	1,914	2,433	2,763	4,899
Fishmaws, including staggally and scottle, and shark-fin	707	692	1,116	1,967	2,111
<b>TOTAL OF PART IV</b>	<b>3,468</b>	<b>2,606</b>	<b>3,549</b>	<b>4,730</b>	<b>7,010</b>

NOTE.—Sterling figures have been converted at the rate of R10—£1 for 1919-20 and 1920-21, and R15—£1 for earlier years (a) Raised to 11 per cent (except for high flash point petroleum), and in some cases to 20 per cent, from 1st March, 1921

No. 15—continued

GROSS amount of CUSTOMS duty COLLECTED on the PRINCIPAL and other articles of IMPORTED MERCHANDISE subject to duty, in each OFFICIAL year from 1916-17 to 1920-21—continued

ARTICLES	1916-17	1917-18	1918-19	1919-20	1920-21
<b>SCHEDULE II—IMPORT TARIFF—continued</b>					
<b>PART IV—continued</b>					
<i>Articles which are liable to duty at 7½ per cent ad valorem (a)—continued</i>					
<b>I.—Food, Drink, and Tobacco—continued</b>					
<b>Fruits and vegetables—</b>					
Fruits and Vegetables, all sorts, fresh, dried, salted, or preserved . . . . .	79,634	134,829	116,919	209,524	169,216
<b>Grain, Pulse, and Flour—</b>					
Flour . . . . .	1,238	984	1,747	608	891
<b>Provisions and Oilman's Stores—</b>					
Provisions and Oilman's stores and groceries, all sorts, excluding vinegar in casks . . . . .	125,508	85,862	96,617	218,414	278,111
<b>Spices—</b>					
Spices, all sorts . . . . .	95,460	90,597	119,660	177,636	146,778
<b>Sugar—</b>					
Confectionary . . . . .	11,496	2,778	2,622	19,242	33,048
Tea . . . . .	12,922	23,587	27,245	42,598	26,014
<b>Other food and drink—</b>					
Coffee . . . . .	638	708	212	2,059	2,069
All other sorts of Food and Drink not otherwise specified . . . . .	411	282	222	484	982
<b>TOTAL OF I.—FOOD, DRINK, AND TOBACCO</b>	<b>241,770</b>	<b>252,283</b>	<b>279,000</b>	<b>675,350</b>	<b>605,463</b>
<b>II.—Raw materials and produce and articles mainly unmanufactured—</b>					
<b>Gums, Resins and Lac—</b>					
Copal . . . . .	74	878	160	305	..
Cutch and gambler . . . . .	2,222	4,907	7,082	10,289	8,778
Arabic . . . . .	520	742	714	6,744	809
Bdellium . . . . .	122	92	122	108	149
Benjamin . . . . .	2,224	4,408	4,280	7,211	3,419
Resin . . . . .	1,151	2,678	592	2,812	5,627
All other sorts of gums, gum-resins, and articles made of gum or gum-resins . . . . .	7,581	5,994	4,757	28,464	21,477
<b>TOTAL OF GUMS, ETC.</b>	<b>16,875</b>	<b>19,299</b>	<b>12,211</b>	<b>55,024</b>	<b>40,264</b>
<b>Metallic Ores—</b>					
Metallic Ores, all sorts . . . . .	774	45	80	1,978	2,151
<b>Oils—</b>					
All sorts of animal, essential, mineral, and vegetable, non-essential oils, excluding petroleum, shown under Part II—					
Petroleum which has its flashing point at or above two hundred degrees of Fahrenheit's thermometer and is proved to the satisfaction of the Collector of Customs to be intended for use exclusively for the batching of jute or other fibre or for lubricating purposes . . . . .	59,714	69,726	93,450	122,013	194,569
Petroleum which has its flashing point at or above 150°F. and is proved to the satisfaction of the Collector of Customs to be intended for use exclusively as fuel or for some sanitary or hygienic purpose . . . . .	12,693	12,016	23,976	41,169	59,254
All other sorts of animal, essential, mineral and vegetable non-essential oils—					
Coconut oil . . . . .	642	4,222	1,772	604	6,875
All other sorts . . . . .	19,627	16,064	9,089	21,428	55,915
<b>TOTAL OF OILS</b>	<b>92,676</b>	<b>102,029</b>	<b>128,248</b>	<b>196,223</b>	<b>319,307</b>
<b>Seeds—</b>					
Seeds, all sorts, excluding oilseeds, imported into British India by sea from the territories of any Native Prince or Chief in India . . . . .	4,206	2,640	2,728	15,920	11,765
<b>Tallow, Stearine, and Wax—</b>					
Tallow and stearine, including grease and animal fat, and wax of all sorts not otherwise specified . . . . .	10,749	2,209	6,904	27,452	24,969
<b>Textile Materials—</b>					
Silk waste, and raw silk including cocoons . . . . .	51,023	47,841	62,678	112,198	95,745
Raw flax, hemp, jute and all other unmanufactured textile materials not otherwise specified . . . . .	7,072	7,400	12,928	2,719	4,975
<b>TOTAL OF TEXTILE MATERIALS</b>	<b>58,105</b>	<b>55,241</b>	<b>56,104</b>	<b>115,917</b>	<b>100,720</b>

NOTE.—Sterling figures have been converted at the rate of £10 = £1 for 1919-20 and 1920-21, and £15 = £1 for earlier years  
(a) See footnotes marked (a) on page 514

## IMPORT DUTY

No. 15—continued

GROSS amount of CUSTOMS duty COLLECTED on the PRINCIPAL and other articles of IMPORTED MERCHANDISE subject to duty, in each OFFICIAL year from 1916-17 to 1920-21—continued

ARTICLES	1916-17	1917-18	1918-19	1919-20	1920-21
<b>SCHEDULE II—IMPORT TARIFF—continued</b>					
<b>PART IV—continued</b>					
<i>Articles which are liable to duty at 7½ per cent ad valorem (a)—continued</i>					
<b>II.—Raw Materials and produce and articles mainly unmanufactured—continued</b>					
<b>Wood and Timber—</b>					
Wood and Timber, all sorts, not otherwise specified, including all sorts of ornamental wood	54,183	61,837	42,133	104,245	98,538
<b>Miscellaneous—</b>					
Canes and rattans	2,310	2,890	2,450	4,173	6,070
Cowries and shells	2,905	1,747	1,360	3,385	2,214
Ivory, unmanufactured	12,375	10,468	10,492	35,898	14,724
Precious stones, unset	407	50	425	412	13,752
All other raw materials and produce and articles mainly unmanufactured, not otherwise specified	1,315	1,294	1,342	4,094	2,850
<b>TOTAL OF MISCELLANEOUS</b>	19,372	16,449	16,070	47,957	38,610
<b>TOTAL OF II.—RAW MATERIALS AND PRODUCE, ETC.</b>	257,042	282,199	270,574	555,730	646,321
<b>III.—Articles, wholly or mainly manufactured—</b>					
<b>Apparel—</b>					
Apparel, including drapery, boots and shoes, and military and other uniforms and accoutrements, etc.	81,839	65,529	85,711	123,336	274,602
<b>Arms, Ammunition, and Military stores—</b>					
Explosives, namely, blasting gunpowder, blasting gelatine, blasting dynamite, blasting roborite, blasting tonite, and all other sorts, including detonators and blasting fuse	9,554	9,416	14,926	8,827	14,197
<b>Carriages and Carts—</b>					
Carriages and carts, including motor cars, motor cycles and motor wagons, bicycles, tricycles, rikshas, bath chairs, perambulators, trucks, wheel barrows, and all other sorts of conveyances and component parts thereof	122,434	52,105	35,242	356,751	1,128,340
<b>Chemicals, Drugs, and Medicines—</b>					
Chemical products and preparations, all sorts	82,246	122,009	115,746	125,813	197,187
<b>Drugs and Medicines—</b>					
Asafoetida	2,059	1,240	679	2,320	2,461
Camphor	10,559	11,442	5,534	9,735	10,970
Casea lignea	2,542	3,846	5,201	12,792	11,360
All other sorts	43,466	37,779	54,048	94,791	113,384
<b>TOTAL OF CHEMICALS, DRUGS, AND MEDICINES</b>	140,872	179,316	181,808	245,451	335,362
<b>Cutlery, Hardware, Implements, and Instruments—</b>					
Clocks and Watches and parts thereof	9,126	8,581	11,028	10,256	38,123
Cutlery	6,903	7,443	9,701	23,774	37,772
Electroplated ware	1,975	1,520	1,740	3,700	11,624
Hardware, ironmongery and tools, all sorts, not otherwise specified	168,623	149,802	194,691	364,262	810,235
All other sorts of Implements, Instruments, Apparatus and Appliances and parts thereof, not otherwise specified	84,712	78,256	108,225	165,257	437,009
<b>TOTAL OF CUTLERY, HARDWARE, ETC.</b>	271,339	245,602	325,385	567,309	1,335,363
<b>Dyes and Colours—</b>					
<b>Dyeing and Tanning Substances—</b>					
Alizarine dyes	7,849	6,062	56,573	26,448	41,117
Aniline dyes	16,927	52,191	60,511	154,255	264,126
" salts	2,652	3,374	1,269	775	2,768
Cochineal	971	1,079	2,343	2,815	8,325
Madder or Manjilt	1,357	783	536	..	..
Nyrobalaru	12	248	7	1	110
All other sorts	17,238	14,012	10,716	26,326	9,493
<b>TOTAL OF DYING AND TANNING SUBSTANCES</b>	47,006	77,749	131,955	210,620	330,989

NOTE.—Sterling figures have been converted at the rate of R10 = £1 for 1919-20 and 1920-21, and R15 = £1 for earlier years  
(a) See footnote marked (a) on page 514

No. 15—continued

GROSS amount of CUSTOMS duty COLLECTED on the PRINCIPAL and other articles of IMPORTED MERCHANDISE subject to duty, in each OFFICIAL year from 1916-17 to 1920-21—continued

ARTICLES	1916-17	1917-18	1918-19	1919-20	1920-21
<b>SCHEDULE II—IMPORT TARIFF—continued</b>					
<b>PART IV—continued</b>					
<i>Articles which are liable to duty at 7½ per cent ad valorem (a)—continued</i>					
<b>III.—Articles, wholly or mainly manufactured—continued.</b>					
<b>Paints and colours and Painter's materials, all sorts—</b>					
Lead, red, dry . . . . .	3,215	4,830	5,746	11,462	5,646
" white, dry . . . . .	1,455	1,638	3,909	2,396	3,084
Ochre, other than European, all colours . . . . .	284	105	112	216	407
Paints, Composition . . . . .	2,187	1,532	1,084	2,434	..
" patent driers . . . . .	87	58	64	35	143
Turpentine . . . . .	1,581	1,378	1,367	5,635	4,967
Verdigris . . . . .	112	..	25	296	..
Vermilion, Canton . . . . .	312	1,070	276	2,266	1,812
Zinc, white, dry . . . . .	872	235	296	196	2,000
All other sorts . . . . .	45,541	27,100	49,097	20,064	130,895
<b>TOTAL OF PAINTS AND COLOURS</b>	<b>55,437</b>	<b>47,956</b>	<b>61,927</b>	<b>105,993</b>	<b>155,554</b>
<b>TOTAL OF DYES AND COLOURS</b>					
	<b>102,442</b>	<b>125,705</b>	<b>108,242</b>	<b>216,612</b>	<b>476,498</b>
<b>Furniture, Cabinetware and Manufactures of Wood—</b>					
Furniture, Cabinetware and all other manufactures of wood not otherwise specified . . . . .	14,789	11,407	18,127	25,120	64,880
<b>Glassware and Earthenware—</b>					
Glass and Glassware all sorts, Chinese and Japanese ware, lacquered ware, earthenware, China and porcelain . . . . .	106,100	106,565	98,534	217,104	345,925
<b>Hides and Skins and leather—</b>					
Hides and Skins not otherwise specified, leather and leather manufactures all sorts, not otherwise specified . . . . .	25,912	19,705	19,217	29,566	67,219
<b>Machinery—</b>					
Machinery and component parts thereof, meaning machines or parts of machines to be worked by manual or animal labour . . . . .	23,117	22,522	19,250	51,207	25,299
<b>Metals—Iron and Steel—</b>					
<b>All sorts of Iron and Steel, and manufactures thereof, not otherwise specified—</b>					
Cans, tinned . . . . .	1,563	1,275	1,732	5,212	4,628
All other sorts, including wire-netting . . . . .	5,231	2,542	4,715	11,480	29,429
<b>TOTAL OF IRON AND STEEL</b>	<b>7,254</b>	<b>4,217</b>	<b>6,447</b>	<b>16,798</b>	<b>34,054</b>
<b>Metals other than Iron and Steel—</b>					
<b>All sorts of metals other than Iron and Steel, and manufactures thereof, not otherwise specified—</b>					
Brass, ordnance and leaves . . . . .	71	..	..	4	..
" patent or yellow metal, sheathing, sheets, braziers, and plates . . . . .	6,528	6,902	28,248	171,002	231,417
" all other sorts . . . . .	15,918	20,976	18,848	60,228	76,441
<b>TOTAL OF BRASS</b>	<b>22,515</b>	<b>27,878</b>	<b>47,096</b>	<b>231,232</b>	<b>309,858</b>
Copper, braziers, sheets, plates and sheathing . . . . .	509	775	7,801	311,226	162,006
" nails and composition nails . . . . .	387	222	460	151	145
" pigs, tiles, ingots cakes, bricks, and slabs . . . . .	428	2,561	9,122	100,245	15,412
" wire, including phosphor-bronze . . . . .	2,622	6,912	6,479	5,107	10,007
" all other sorts . . . . .	6,274	16,625	9,712	15,600	18,277
<b>TOTAL OF COPPER</b>	<b>11,871</b>	<b>22,104</b>	<b>23,424</b>	<b>233,019</b>	<b>208,047</b>
German silver . . . . .	448	210	17	112	2,572
Gold leaf . . . . .	184	71	42	27	122
Lametta . . . . .	922	622	1,078	849	7,267
Lead, all sorts . . . . .	4,585	4,028	5,237	9,061	13,228
Quicksilver . . . . .	1,874	2,021	2,222	20,621	2,247
Shot, bird . . . . .	622	220	655	1,015	1,272
Tin, block . . . . .	17,919	17,461	22,734	71,260	48,512
" foil, and other sorts . . . . .	629	207	401	782	1,529
<b>TOTAL OF TIN</b>	<b>18,608</b>	<b>17,768</b>	<b>23,135</b>	<b>72,122</b>	<b>50,071</b>

NOTE.—Sterling figures have been converted at the rate of £10—£1 for 1919-20 and 1920-21, and £15—£1 for earlier years  
(a) See footnote marked (a) on page 514.

## IMPORT DUTY

No. 15—continued

GROSS amount of CUSTOMS duty COLLECTED on the PRINCIPAL and other articles of IMPORTED MERCHANDISE subject to duty, in each OFFICIAL year from 1916-17 to 1920-21—continued

ARTICLES	1916-17	1917-18	1918-19 <sup>1</sup>	1919-20	1920-21
	£	£	£	£	£
<b>SCHEDULE II—IMPORT TARIFF—continued</b>					
<b>PART IV—continued</b>					
<i>Articles which are liable to duty at 7½ per cent ad valorem (s)—continued</i>					
<b>III.—Articles, wholly or mainly manufactured—continued</b>					
<b>Metals other than Iron and Steel—continued</b>					
Zinc or spelter, nails . . . . .	400	180	583	47	225
“ “ tiles or slabs . . . . .	3,500	22,569	18,692	38,487	14,240
“ “ all other sorts . . . . .	5,326	4,894	3,071	4,133	10,098
<b>TOTAL OF ZINC OR SPELTER</b>	<b>9,226</b>	<b>27,643</b>	<b>22,346</b>	<b>42,667</b>	<b>24,558</b>
All other sorts of metals . . . . .	6,850	7,802	19,212	25,922	79,756
<b>TOTAL OF METALS OTHER THAN IRON AND STEEL</b>	<b>77,532</b>	<b>122,485</b>	<b>155,305</b>	<b>636,668</b>	<b>699,098</b>
<b>Paper, Pasteboard and Stationery—</b>					
Paper and articles made of paper and paper maché, pasteboard, millboard and cardboard all sorts, and stationery, including ruled or printed forms and account and manuscript books, labels, advertising circulars, sheet or card almanacs and calendars, Christmas, Easter, and other cards, including cards in booklet form, including also wastepaper and old newspapers for packing, but excluding trade catalogues and advertising circulars imported by packet, book, or parcel post . . . . .					
	147,342	148,773	176,701	235,907	710,886
<b>Yarn and textile fabrics—</b>					
Cotton piece-goods, hosiery, thread other than sewing and darning thread and all other manufactured cotton goods not otherwise specified—					
<b>Fleece goods—</b>					
Grey (unbleached) . . . . .	408,940	903,967	1,247,716	1,692,613	1,990,508
White (bleached) . . . . .	322,141	716,777	585,545	1,198,558	1,702,296
Coloured, printed or dyed . . . . .	400,900	858,291	616,619	1,029,670	2,719,105
Hosiery and all other manufactures . . . . .	62,450	89,174	75,022	171,268	280,171
<b>TOTAL OF ARTICLES MADE OF COTTON</b>	<b>1,194,449</b>	<b>2,568,209</b>	<b>2,524,902</b>	<b>4,092,109</b>	<b>6,692,080</b>
Flax, twist and yarn, and manufactures of flax . . . . .	27,180	17,348	13,678	27,808	45,111
Haberdashery and millinery . . . . .	92,118	58,111	65,891	111,434	281,672
Hemp manufactures . . . . .	5,979	5,584	6,588	7,178	10,373
Hosiery (excluding cotton) . . . . .	6,219	7,881	9,022	16,819	20,906
Jute twist and yarn, and Jute manufactures, excluding second hand or used gunnybags . . . . .	18,685	12,121	5,915	8,532	11,973
Silk yarn, nolls and warps, silk thread, silk piece-goods, and other manufactures of silk . . . . .	166,210	143,095	188,845	492,479	491,692
Woolen yarn, Knitting wool, and other manufactures of wool including felt . . . . .	93,105	96,174	98,528	106,672	377,143
All other sorts of yarn and textile fabrics not otherwise specified . . . . .	1,426	528	230	8,987	21,673
<b>Miscellaneous—</b>					
Art, works of . . . . .	921	1,006	566	2,330	4,838
Brushes and Brooms . . . . .	3,775	4,723	3,884	6,904	12,153
Building and Engineering material, including asphalt, bricks, cement, chalk and lime, clay, pipes of earthenware, tiles, and all other sorts of building and engineering materials not otherwise specified . . . . .	49,270	59,007	40,562	95,687	173,445
Candles . . . . .	2,414	1,333	221	2,914	5,350
Cordage and rope and twine of vegetable fibre . . . . .	8,741	10,166	10,743	17,434	28,978
Fireworks . . . . .	3,661	3,801	2,961	5,394	11,758
Furniture tackle and apparel, not otherwise described for steam sailing, rowing, and other vessels . . . . .	484	2,012	1,739	997	2,083
Ivory, manufactured . . . . .	183	833	623	1,617	1,250
Jewellery and Jewels, including gold plate and other manufactures of gold, but excluding silver plate and other manufactures of silver . . . . .	3,230	1,684	2,584	7,185	16,839
*Matches . . . . .	57,564	120,782	83,680	151,605	165,705
Mats and matting . . . . .	2,402	2,174	2,780	4,406	5,062
Oilcakes . . . . .	194	159	60	69	313
Oil-cloth and floor-cloth . . . . .	6,454	3,327	5,018	6,262	25,681
Packing-Engine and Boiler—all sorts, excluding packing forming a component part of any article included in machinery and railway materials . . . . .	2,635	5,503	3,931	5,671	9,592
Perfumery, excluding perfumed spirits . . . . .	1,100	1,079	942	2,383	1,340
Pitch, Tar, and Dammer . . . . .	6,778	5,416	6,364	10,789	12,232
Pollaxes and Compositions . . . . .	7,574	8,081	6,297	14,754	30,120
Prints, Engravings and Pictures, including photographs and picture-cards . . . . .	329	146	180	819	2,065
Rubber tyres for motors and motor cycles, and rubber tubes for tyres, and other manufactures of rubber, not otherwise specified . . . . .	43,335	55,801	61,867	115,273	190,818
Smokers' requisites, excluding tobacco . . . . .	3,000	3,114	2,196	6,645	7,251
Soap . . . . .	50,710	57,221	54,534	68,582	107,860
Starch and Farina . . . . .	3,891	10,679	3,397	9,241	4,725

NOTE.—Sterling figures have been converted at the rate of £10 = £1 for 1919-20 and 1920-21, and £15 = £1 for earlier years.  
 (s) Raised to 11 per cent (except for high flash point petrolums), and in some cases to 20 per cent, from 1st March, 1921.  
<sup>1</sup> Dutiable at the rate of 12 annas per gross of boxes from 1st March, 1921.

## No. 15—concluded

GROSS amount of CUSTOMS duty COLLECTED on the PRINCIPAL and other articles of IMPORTED MERCHANDISE subject to duty, in each OFFICIAL year from 1916-17 to 1920-21—concluded

ARTICLES	1916-17	1917-18	1918-19	1919-20	1920-21
<b>SCHEDULE II—IMPORT TARIFF—concluded</b>					
<b>PART IV—concluded</b>					
<i>Articles which are liable to duty at 7½ per cent ad valorem (c)—concluded</i>					
<b>III—Articles wholly or mainly manufactured—concluded</b>					
<i>Miscellaneous—continued</i>					
Stone and Marble, and articles made of stone and marble . . . . .	8,022	2,644	1,494	5,215	11,967
Toilet requisites, not otherwise specified . . . . .	11,024	12,929	19,643	21,016	41,171
Toys, playing cards and requisites for games and sports . . . . .	12,029	12,515	17,661	23,896	44,795
Umbrellas including parasols and sunshades, and fittings therefor . . . . .	16,998	11,072	8,724	12,160	23,194
All other articles, wholly or mainly manufactured not otherwise specified . . . . .	21,649	22,127	44,527	49,946	60,271
<b>TOTAL OF MISCELLANEOUS</b>	<b>230,560</b>	<b>420,525</b>	<b>266,168</b>	<b>701,029</b>	<b>1,010,224</b>
<b>TOTAL OF III—ARTICLES WHOLLY OR MAINLY MANUFACTURED</b>	<b>2,081,368</b>	<b>4,450,261</b>	<b>4,630,525</b>	<b>3,402,809</b>	<b>14,541,065</b>
<b>IV.—Miscellaneous and unclassified—</b>					
Coral . . . . .	121	264	219	422	220
*Folder, bran and pollards . . . . .	1,712	1,598	1,472	1,016	1,486
All other articles not otherwise specified, including articles imported by post . . . . .	120,078	127,494	220,106	421,120	726,125
<b>TOTAL OF IV—MISCELLANEOUS AND UNCLASSIFIED</b>	<b>121,911</b>	<b>129,356</b>	<b>221,797</b>	<b>422,558</b>	<b>727,731</b>
<b>TOTAL OF PART IV</b>	<b>2,203,279</b>	<b>4,579,617</b>	<b>4,852,322</b>	<b>3,825,367</b>	<b>15,268,796</b>
<b>GRAND TOTAL</b>	<b>7,578,014</b>	<b>8,802,797</b>	<b>9,196,140</b>	<b>16,906,060</b>	<b>24,684,559</b>

(a) See footnote marked (a) on page 514.  
\*Dutiable at 2½ per cent ad valorem from 1st March, 1921.

## No. 16.

GROSS AMOUNT of CUSTOMS DUTY collected on EXPORTED MERCHANDISE subject to DUTY, in each Official year from 1916-17 to 1920-21

ARTICLES	1916-17	1917-18	1918-19	1919-20	1920-21
Hides and skins, raw—					
Arsenicated and air dried hides—					
Cows (including calf skins) . . . . .	—	—	—	125,504	146,226
Buffaloes (including calf skins) . . . . .	—	—	—	42,642	20,150
Dry salted hides—					
Cows (including calf skins) . . . . .	—	—	—	91,076	77,226
Buffaloes (including calf skins) . . . . .	—	—	—	7,227	3,298
Wet salted hides—					
Cows (including calf skins) . . . . .	—	—	—	5,976	12,795
Buffaloes (including calf skins) . . . . .	—	—	—	210	22,442
Goat and kid skins . . . . .	—	—	—	594,668	274,402
Sheep skins . . . . .	—	—	—	40,799	16,227
Furs—					
Raw (including cuttings) . . . . .	226,648	246,250	448,662	1,170,209	1,116,112
Manufactures—					
Sacking . . . . .	171,762	252,422	441,228	672,221	806,549
Hemians and all other descriptions . . . . .	220,242	522,861	524,720	1,026,222	1,226,602
Ice—					
Rice, in the husk . . . . .	12,422	10,222	14,216	15,221	24,061
" not in the husk . . . . .	559,225	601,472	726,596	251,026	578,710
" flour . . . . .	21	20	20	5,146	48
Tea . . . . .	222,221	292,216	292,225	545,072	420,522
<b>TOTAL</b>	<b>1,247,222</b>	<b>2,216,662</b>	<b>2,460,966</b>	<b>4,811,125</b>	<b>4,826,751</b>

NOTE.—Sterling figures have been converted at the rate of £10=21 for 1919-20 and 1920-21, and £15=21 for earlier years.  
† Dutiable from 11th September, 1919



## DRAWBACKS AND REFUNDS

No. 17

AMOUNT of DRAWBACKS PAID and DUTIES REFUNDED on the PRINCIPAL and other

ARTICLES	DRAWBACKS						
	1916-17	1917-18	1918-19	1919-20	1920-21	1916-17	1917-18
	£	£	£	£	£	£	£
<b>SCHEDULE II—IMPORT TARIFF</b>							
<b>PART II.</b>							
<i>Articles which are liable to duty at special rates</i>							
<b>I.—Food, Drink and Tobacco—</b>							
Fish, salted, wet or dry—	..	..	..	..	41	1	..
Liquors—							
Ais, beer and portor . . . . .	2,604	1,889	1,892	3,388	2,955	50	125
Cider and other fermented liquors . . . . .	8	20	16	9	2	1	..
Spirit . . . . .	2,068	2,417	1,249	2,775	2,809	8,779	8,074
Wines . . . . .	429	285	244	327	404	177	223
<b>Total of Liquors . . . . .</b>	<b>5,199</b>	<b>4,611</b>	<b>3,401</b>	<b>6,499</b>	<b>6,170</b>	<b>9,007</b>	<b>8,422</b>
Sugar . . . . .	24,853	51,170	63,900	146,218	162,757	3,631	6,970
Salt . . . . .	..	..	..	..	..	3,393	1,838
Tobacco . . . . .	4,916	5,882	7,429	36,734	33,916	397	651
<b>Total of I.—Food, Drink and Tobacco . . . . .</b>	<b>34,968</b>	<b>61,662</b>	<b>74,730</b>	<b>189,451</b>	<b>202,884</b>	<b>16,429</b>	<b>17,881</b>
<b>II.—Raw materials and produce and articles mainly unmanufactured—</b>							
Coal, coke and Patent fuel . . . . .	..	63	29	28	..	190	263
Oils—							
Petroleum . . . . .	3,078	1,926	661	952	8,124	1,596	4,666
<b>Total of II.—Raw Materials, etc. . . . .</b>	<b>3,078</b>	<b>1,989</b>	<b>690</b>	<b>980</b>	<b>8,124</b>	<b>1,786</b>	<b>4,949</b>
<b>III.—Articles wholly or mainly manufactured—</b>							
<b>Arms, Ammunition and Military Stores—</b>							
Fire-arms and parts thereof . . . . .	227	339	443	535	693	25,889	20,943
Gunpowder . . . . .	..	40	..	..	95	..	..
All other sorts of arms, etc. . . . .	20	45	19	53	83	134	98
<b>Total of Arms, etc. . . . .</b>	<b>256</b>	<b>424</b>	<b>462</b>	<b>588</b>	<b>871</b>	<b>26,023</b>	<b>21,041</b>
<b>Chemicals, drugs and medicines—</b>							
Opium . . . . .	..	..	..	..	..	2	..
<b>Metals—</b>							
Silver, Bullion or Coins, etc. (e) . . . . .	8,514	232	..	..	..	3,178	1,193
Silver plate, Silver thread and wire and silver manufactures, all sorts . . . . .	31	..	47	107	446	3,229	251
<b>Total of III.—Articles wholly or mainly manufactured . . . . .</b>	<b>8,901</b>	<b>656</b>	<b>509</b>	<b>695</b>	<b>1,317</b>	<b>32,427</b>	<b>22,485</b>
<b>Total of Part II . . . . .</b>	<b>46,847</b>	<b>64,308</b>	<b>75,929</b>	<b>191,126</b>	<b>212,325</b>	<b>50,642</b>	<b>45,315</b>
<b>PART III.</b>							
<i>Articles which are liable to duty at 3½ per cent ad valorem</i>							
<b>I.—Food, Drink and Tobacco—</b>							
Grain and Pulse (excluding flour) . . . . .	..	20	..	..	..	44	98
Provisions and Oilman's Stores, Vinegar in Casks . . . . .	..	..	..	..	..	1	3
<b>Total of I.—Food, Drink and Tobacco . . . . .</b>	<b>..</b>	<b>20</b>	<b>..</b>	<b>..</b>	<b>..</b>	<b>45</b>	<b>101</b>
<b>II.—Raw materials and produce and articles mainly unmanufactured—</b>							
Metallic ore and scrap iron or steel for remanufacture— Iron or steel, old . . . . .	..	..	..	..	..	..	7
Wood and Timber— Flue wood . . . . .	..	..	..	..	..	1	..
<b>Total of II.—Raw materials, etc. . . . .</b>	<b>..</b>	<b>..</b>	<b>..</b>	<b>..</b>	<b>..</b>	<b>..</b>	<b>7</b>

NOTE.—Sterling figures have been converted at the rate of R10=£1 for 1919-20 and 1920-21, and R15=£1 for earlier years  
(e) Exempted from duty from 2nd February, 1920

ARTICLES IMPORTED and EXPORTED, in each Official Year from 1916-17 to 1920-21

RUPEES			TOTAL					ARTICLES
1918-19	1919-20	1920-21	1916-17	1917-18	1918-19	1919-20	1920-21	
₹	₹	₹	₹	₹	₹	₹	₹	
1	23	4	1	..	1	23	45	<b>SCHEDULE II—IMPORT TARIFF</b>
								<b>PART II.</b>
								<i>Articles which are liable to duty at special rates</i>
								<b>I—Food, Drink and Tobacco—</b>
								Fish, salted, wet or dry—
								Liquors—
								Ale, beer and porter
								Cider and other fermented liquors
								Spirit
								Wines
								Total of Liquors
								Sugar
								Salt
								Tobacco
								Total of I—Food, Drink and Tobacco
								<b>II—Raw materials and produce and articles mainly unmanufactured—</b>
								Coal, coke and Patent fuel
								Oils—
								Petroleum
								Total of II—Raw materials, etc.
								<b>III—Articles wholly or mainly manufactured</b>
								Arms, Ammunition and Military Stores—
								Fire-arms and parts thereof
								Gunpowder
								All other sorts of arms, etc.
								Total of Arms, etc.
								Chemicals, drugs and medicines—
								Opium
								Metals—
								Silver, Bullion, or Coin, etc. (s)
								Silver plate, silver thread and wire and silver manufactures, all sorts
								Total of III—Articles wholly or mainly Manufactured
								<b>TOTAL OF PART II</b>
								<b>PART III.</b>
								<i>Articles which are liable to duty at 2½ per cent ad valorem</i>
								<b>I—Food, Drink and Tobacco—</b>
								Grain and Pulse (excluding flour)
								Provisions and Oilman's Stores, Vinegar in Casks
								Total of I—Food, Drink and Tobacco
								<b>II—Raw materials and produce and articles mainly unmanufactured—</b>
								Metallic ore and scrap iron or steel for remanufacture—
								Iron or steel, old
								Wood and Timber—
								Firewood
								Total of II—Raw materials, etc.

Note.—Sterling figures have been converted at the rate of Rs10=£1 for 1918-20 and 1920-21, and Rs15=£1 for earlier years

## DRAWBACKS AND REFUNDS

No. 17—continued

AMOUNT of DRAWBACKS PAID and DUTIES REFUNDED on the PRINCIPAL and other

ARTICLES	DRAWBACKS						
	1916-17	1917-18	1918-19	1919-20	1920-21	1916-17	1917-18
	£	£	£	£	£	£	£
<b>SCHEDULE II—IMPORT TARIFF—continued</b>							
<b>PART III—continued</b>							
<i>Articles which are liable to duty at 2½ per cent ad valorem—continued.</i>							
<b>III—Articles wholly or mainly manufactured—</b>							
Chemicals, etc.—							
Copperas, green	4	8	..	..	..	..	..
Telegraphic Instruments and Apparatus and parts thereof	..	..	..	..	..	5	..
Machinery	81	78	46	330	1,047	1,388	1,974
<b>Metals—</b>							
<b>Iron and Steel—</b>							
Iron	..	..	..	3	..	40	90
Iron or Steel	20	62	..	555	844	621	794
Steel	..	..	6	12	6	108	28
Total of Metals—Iron and Steel	20	62	6	570	850	769	912
Lead Sheets, for tea chests	51	..	..	4	..	1	252
Railway Plant and Rolling Stock	..	..	..	2	..	45	47
<b>Miscellaneous—</b>							
Printing and Lithographing materials	7	..	..	..	..	10	7
Ships and other vessels, etc.	1	1	..	..	..	11	41
Tea chests of metal or wood, etc.	9	70	..	113	..	..	341
Total of III—Articles wholly or mainly manufactured	129	219	52	1,019	1,897	2,235	4,174
Total of Part III	129	239	52	1,019	1,897	2,231	4,222
<b>PART IV.</b>							
<i>Articles which are liable to duty at 7½ per cent ad valorem (a)</i>							
<b>I—Food, Drink and Tobacco—</b>							
Fish	84	42	75	15	32	1	8
Fruits and Vegetables	202	123	94	440	780	705	551
<b>Grain, Pulse and Flour—</b>							
Flour	28	3	..	..	..	..	..
Provisions and Oilman's Stores	5,473	3,739	2,763	5,730	3,131	547	812
Spices	2,473	5,445	4,534	14,544	3,936	194	381
<b>Sugar—</b>							
Confectionery	194	69	12	159	234	67	22
Tea	1,500	752	4,605	3,776	1,380	66	553
<b>Other Food and Drink—</b>							
Coffee	46	56	5	20	202	..	8
Other sorts	1	5	1	3	..	5	1
Total of Other Food and Drink	47	61	6	23	202	5	9
Total of I—Food, Drink and Tobacco	10,091	10,234	12,069	24,687	9,704	1,585	2,334
<b>II—Raw materials and produce and articles mainly unmanufactured—</b>							
Gums, resins and lacs	65	110	81	425	509	110	68
Metallic ores, all sorts	..	..	..	23	44	..	..
<b>Oils—</b>							
Petroleum	866	1,647	907	2,214	4,834	1,578	1,099
All other sorts of oils	368	49	4	7	178	18	154
Total of oils	1,234	1,696	911	2,221	5,002	1,596	1,253
<b>Other</b>							
Tallow, Stearine and Wax	1	1	..	..	22	56	59
	..	..	23	..	..	3,482	3,249

NOTE.—Sterling figures have been converted at the rate of R 10=£1 for 1919-20 and 1920-21, and R 15=£1 for earlier years  
(a) Raised to 11 per cent (except for high flash-point petroleum), and in some cases to 20 per cent., from 1st March, 1921

## ARTICLES IMPORTED and EXPORTED, in each Official Year from 1916-17 to 1920-21—continued

REFUNDS			TOTAL					ARTICLES
1918-19	1919-20	1920-21	1916-17	1917-18	1918-19	1919-20	1920-21	
£	£	£	£	£	£	£	£	
..	..	27	4	8	—	—	27	<b>SCHEDULE II—IMPORT TARIFF</b> —continued <b>PART III—continued</b> Articles which are liable to duty of 3½ per cent ad valorem —continued. <b>III—Articles wholly or mainly manufactured.</b> Chemicals, etc. Coppers, green Telegraphic Instruments and Apparatus and parts thereof Machinery Metals— Iron and Steel— Iron Iron or Steel Steel  Total of Metals—Iron and Steel  Lead Sheets, for tea chests Railway Plant and Rolling Stock Miscellaneous— Printing and Lithographing materials Ships and other vessels, etc. Tea chests of metal or wood, etc.  Total of III—Articles wholly or mainly manufactured  Total of Part III
8,615	6,869	9,970	1,424	2,052	3,661	7,109	11,026	
118	850	765	40	90	115	353	765	
5,551	7,151	5,450	647	856	5,551	7,708	6,294	
1,265	547	1,667	108	28	1,271	159	1,673	
6,934	8,048	7,882	795	974	6,940	8,618	8,732	
2	..	1	52	252	2	4	1	
7,195	18,001	23,569	45	647	7,195	18,003	23,569	
45	21	277	17	7	45	21	277	
31	393	72	12	42	31	363	72	
778	407	45	9	411	778	520	45	
18,800	33,739	41,852	2,364	4,393	18,652	34,758	43,749	
18,685	33,944	42,848	2,419	4,521	18,687	34,963	44,245	
6	29	5	85	48	81	44	37	<b>PART IV.</b> Articles which are liable to duty of 7½ per cent ad valorem (a) <b>I—Food, Drink and Tobacco—</b> Fish Fruits and Vegetables Grain, Pulse and Flour Flour Provisions and Oilman's Stores Spices Sugar— Confectionery Tea Other Food and Drink— Coffee Other sorts  Total of other Food and Drink  Total of I—Food, Drink and Tobacco  <b>II—Raw materials and produce and articles mainly unmanufactured—</b> Gums, resins and lac Metallic ores, all sorts Oils— Petroleum All other sorts of oils  Total of oils  Feeds Tallow, Stearins and Wax
1,445	1,384	356	997	674	1,589	1,624	1,145	
238	6	9	28	3	238	6	9	
1,666	4,405	2,253	6,020	4,551	4,429	10,135	5,384	
617	935	311	2,667	5,326	5,151	15,529	4,247	
40	183	520	261	91	62	342	764	
65	257	132	1,566	1,305	4,070	4,063	1,512	
27	23	89	46	64	33	63	291	
..	26	..	6	6	1	29	..	
27	49	89	52	70	33	72	291	
4,104	7,298	5,675	11,676	12,568	15,193	31,965	13,379	
189	243	360	175	178	270	663	360	
..	..	..	..	..	..	29	44	
7,338	8,080	6,029	2,444	2,746	3,795	10,244	10,352	
360	366	343	366	203	364	873	571	
8,348	8,398	6,371	2,830	2,949	9,159	11,117	11,373	
13	237	266	57	60	13	237	309	
1,233	1,320	7,688	3,482	3,249	1,261	1,320	7,688	

NOTE.—Sterling figures have been converted at the rate of ₹10=£1 for 1919-20 and 1920-21, and ₹15=£1 for earlier years

## DRAWBACKS AND REFUNDS

No. 17—continued

AMOUNT of DRAWBACKS PAID and DUTIES REFUNDED on the PRINCIPAL and oth

ARTICLES	DRAWBACKS						
	1916-17	1917-18	1918-19	1919-20	1920-21	1916-17	1917-18
<b>SCHEDULE II—IMPORT TARIFF—continued</b>							
<b>PART IV—continued</b>							
<i>Articles which are liable to duty at 7½ per cent ad valorem a)—continued</i>							
<b>II.—Raw materials and produce and articles mainly unmanufactured—continued</b>							
Textile materials—							
Silk, waste, and raw silk including cocoons . . . . .	62	96	187	2,488	1,709	544	171
All other unmanufactured textile materials not otherwise specified . . . . .	2	..	..	..	55	..	4
Wood and Timber . . . . .	19	..	..	140	290	427	35
Miscellaneous—							
Ones and Baitans . . . . .	1	..	..	1	..	4	1
Cowries and shells . . . . .	100	..	..	48	..	..	..
Ivory, unmanufactured . . . . .	2,253	2,256	2,482	5,143	5,376	1	..
Precious stones, unset . . . . .	404	5	..	160	280	295	..
All other raw materials . . . . .	72	25	20	109	..	58	..
Total of Miscellaneous . . . . .	2,830	2,286	2,462	5,461	5,056	358	2
Total of II—Raw materials; etc. . . . .	4,213	4,189	3,654	10,767	13,287	6,573	5,23
<b>III.—Articles wholly or mainly manufactured—</b>							
Apparel . . . . .							
Arms, Ammunition and Military Stores—	346	376	441	1,430	2,189	816	17
Explosives, etc. . . . .	..	6	618	..	1	21	..
Carriages and Carts including motor cars, etc. . . . .	347	140	50	1,630	3,202	4,031	85
Chemicals and Drugs and Medicines—							
Chemicals . . . . .	634	737	496	1,083	974	432	1,10
Drugs and Medicines . . . . .	800	967	939	4,135	3,260	1,046	1,12
Total of Chemicals and Drugs and Medicines . . . . .	1,434	1,704	1,435	6,118	4,234	1,478	2,23
Cutlery, Hardware, Implements and Instruments—							
Clocks and Watches and parts thereof . . . . .	184	387	787	1,606	2,716	18	17
Cutlery . . . . .	3	16	55	182	96	12	5
Electroplatedware . . . . .	2	..	..	5	40	4	..
Hardware . . . . .	640	1,039	1,487	3,914	5,705	1,418	1,23
All other sorts of Implements and Instruments, etc. . . . .	250	110	163	2,187	499	574	1,33
Total of Cutlery, Hardware, etc. . . . .	1,079	1,552	2,482	7,894	9,056	2,026	2,79
Dyes and colours—							
Dyeing and Tanning Substances . . . . .	138	288	326	2,137	1,253	4,840	1,23
Paints and colours . . . . .	13	73	75	506	48	155	63
Total of Dyes and colours . . . . .	151	361	401	2,643	1,301	5,004	1,89
Furniture, Cabinetware and manufactures of wood . . . . .							
Glassware and Earthenware . . . . .	57	34	1,161	134	349	175	17
Hides and Skins and leather . . . . .	492	438	1,388	2,323	2,934	840	1,22
Machinery . . . . .	31	11	20	521	537	109	13
Metals—							
Iron and Steel . . . . .	152	203	72	99	84	72	10
Metals other than Iron and Steel—	42	23	3	110	160	63	27
Brass . . . . .	16	28	3	241	505	47	122
Copper . . . . .	1,142	41	..	5,015	11,230	293	75
German Silver . . . . .	..	..	..	..	..	3	..
Lametta . . . . .	..	..	..	..	..	8	4
Lead . . . . .	11	2	66	56	69	22	1
Quicksilver . . . . .	..	..	..	49	54	2	1

NOTE.—Sterling figures have been converted at the rate of R 10 = £1 for 1919-20 and 1920-21, and R 15 = £1 for earlier years  
(a) Raised to 11 per cent (except for high flash-point petroleum), and in some cases to 20 per cent, from 1st March, 1921

## DRAWBACKS AND REFUNDS

ARTICLES IMPORTED and EXPORTED, in each Official Year from 1916-17 to 1920-21—continued

REFUNDS			TOTAL					ARTICLES
1918-19	1919-20	1920-21	1916-17	1917-18	1918-19	1919-20	1920-21	
£	£	£	£	£	£	£	£	SCHEDULE II—IMPORT TARIFF —continued  PART IV—continued Articles which are liable to duty at 1% per cent of value (a) —continued  II—Raw materials and produce and articles mainly unmanufactured—continued Textile materials— Silk waste, and raw silk including cocoons All other unmanufactured textile materials not other- wise specified Wood and Timber Miscellaneous— Canes and Baitans Cowries and Shells Ivory, unmanufactured Precious Stones, unset All other raw materials  Total of Miscellaneous  Total of II—Raw materials, etc.  III—Articles wholly or mainly manufactured— Apparel Arms, Ammunition and Military Stores— Explosives, etc. Carriages and carts including motor cars, &c. Chemicals and Drugs and Medicines— Chemicals Drugs and Medicines  Total of Chemicals and Drugs and Medicines  Cutlery, Hardware, Implements and Instruments— Clocks and Watches and parts thereof Cutlery Electroplatedware Hardware All other sorts of Implements and Instruments, etc.  Total of Cutlery, Hardware, etc.  Dyes and Colours— Dyeing and Tanning Substances Paints and Colours  Total of Dyes and Colours  Furniture, Cabinetware and manufactures of wood Glassware and Earthenware Hides and Skins and leather Machinery Metals— Iron and Steel Metals other than Iron and Steel Brass Copper German Silver Lametta Lead Quicksilver
619	715	5	606	275	806	3,203	1,714	
8	55	35	2	46	8	55	90	
507	10,109	2,308	446	356	507	10,348	2,598	
2	21	6	5	11	2	22	6	
8	3	8	100	2	8	51	8	
2	14	2	2,254	2,263	2,434	5,157	5,378	
..	9	945	699	5	..	100	1,323	
23	34	135	180	83	43	143	134	
35	81	1,006	3,188	2,314	2,487	5,542	6,752	
10,857	30,746	18,349	10,786	9,427	14,511	41,513	31,636	
1,177	2,572	2,578	1,162	1,152	1,618	4,052	4,767	
42	10	13	21	8	660	10	14	
2,610	5,376	11,535	4,380	998	2,660	7,006	14,737	
3,808	2,150	2,532	1,066	1,842	4,394	4,133	3,506	
2,649	2,716	3,054	1,005	2,006	3,588	6,851	6,314	
6,547	4,866	6,586	2,972	3,838	7,932	10,984	9,820	
209	153	366	202	550	996	1,760	3,082	
186	351	377	15	73	241	536	473	
10	35	171	6	3	10	40	211	
7,820	9,172	8,339	2,058	2,269	9,307	13,086	14,004	
4,622	6,056	5,580	824	1,443	4,775	9,143	6,085	
12,847	16,670	14,899	3,105	4,347	15,329	24,564	23,945	
1,351	826	2,365	4,987	1,527	1,677	2,963	3,618	
1,425	703	904	168	731	1,500	1,208	952	
2,776	1,529	3,269	5,155	2,258	3,177	4,171	4,570	
370	246	609	232	213	1,431	380	1,013	
3,110	8,590	3,335	1,332	1,859	4,498	19,912	6,270	
410	275	135	140	141	436	796	722	
773	452	2,252	224	306	645	551	2,336	
154	308	18	105	50	187	418	178	
460	910	1,897	63	150	463	1,251	2,042	
1,235	1,716	771	1,435	89	1,235	7,331	12,001	
..	..	5	3	..	..	..	5	
45	21	25	8	4	45	21	30	
129	101	202	33	2	197	157	271	
2	9	24	2	1	2	58	78	

NOTE.—Sterling figures have been converted at the rate of B10—£1 for 1919-20 and 1920-21, and B15—£1 for earlier years

## DRAWBACKS AND REFUNDS

No. 17—continued

AMOUNT of DRAWBACKS PAID and DUTIES REFUNDED on the PRINCIPAL and other

ARTICLES	DRAWBACKS					DRAWBACKS	
	1916-17	1917-18	1918-19	1919-20	1920-21	1916-17	1917-18
	£	£	£	£	£	£	£
<b>SCHEDULE II—IMPORT TARIFF—continued</b>							
<b>PART IV—continued</b>							
<i>Articles which are liable to duty at 7½ per cent ad valorem (a)—continued</i>							
<b>III—Articles wholly or mainly manufactured—continued</b>							
<b>Metals other than Iron and Steel—continued</b>							
Shot-bird . . . . .	2	..	54	5	21	5	..
Tin . . . . .	814	906	428	5,775	1,565	20	1
Zinc or spelter . . . . .	..	..	..	62	..	70	160
Other metals . . . . .	1	38	5	841	..	3	88
<b>Total of Metals other than Iron and Steel</b>	<b>1,086</b>	<b>982</b>	<b>558</b>	<b>12,744</b>	<b>18,440</b>	<b>478</b>	<b>452</b>
Paper, Pasteboard and Stationery . . . . .	465	822	711	964	970	766	807
<b>Yarns and Textile Fabrics—</b>							
Cotton, articles made of . . . . .	14,551	37,252	109,424	196,974	144,189	4,026	8,953
Flax Twist and yarn and manufactures . . . . .	375	41	..	108	4	21	66
Haberdsbery and Millinery . . . . .	186	185	151	770	563	464	493
Hemp Manufactures . . . . .	1	6	..	..	..	1	35
Hosiery excluding cotton Hosiery . . . . .	3	3	1	17	126	2	30
Jute Twist and yarn and manufactures . . . . .	77	2	6	8	..	13	56
Silk yarn and manufactures . . . . .	1,448	1,177	1,091	8,768	5,843	2,505	2,886
Woolen yarn and manufactures . . . . .	170	1,068	2,920	9,301	4,506	670	1,085
All other sorts of yarn and textile fabrics, not otherwise specified	..	..	45	570	110	..	..
<b>Total of Yarn and Textile Fabrics</b>	<b>16,770</b>	<b>40,234</b>	<b>114,538</b>	<b>216,416</b>	<b>155,350</b>	<b>8,401</b>	<b>18,554</b>
<b>Miscellaneous—</b>							
Art, works of . . . . .	15	1	10	..	10	225	86
Brushes and Brooms . . . . .	..	1	1	2	16	2	10
Building and Engineering materials . . . . .	186	65	70	41	275	309	1,074
Candles . . . . .	5	5	3	8	120	..	..
Cordage and Rope and Twine of Vegetable Fibre . . . . .	21	21	..	116	..	70	12
Fireworks . . . . .	45	60	35	170	39	17	18
Furniture, tackle and apparel, not otherwise specified, for steam, sailing, rowing and other vessels	..	6	18	4	..	1	..
Ivory . . . . .	..	..	1	3	..	..	1
Jewellery . . . . .	672	180	355	450	6,208	43	8
Matches (b) . . . . .	1,280	2,399	4,596	6,292	4,214	134	2,465
Mats and Matting . . . . .	1	9	1	..	..	..	1
Olecakes . . . . .	..	..	..	..	..	..	..
Olecloth and Floorcloth . . . . .	37	..	..	36	71	40	5
Packing-Engine and Boiler, all sorts . . . . .	3	3	..	..	..	2	34
Perfumery (excluding perfumed spirit) . . . . .	11	3	22	13	4	12	1
Pitch, Tar and Dammer . . . . .	..	..	..	..	..	45	46
Polishes and compositions . . . . .	57	45	109	172	74	10	51
Prints, Engravings and Pictures . . . . .	..	..	..	..	25	..	..
Rubber tyres for Motors and other manufactures of rubber	66	127	92	506	303	103	211
Smokers' requisites . . . . .	73	81	321	340	222	..	128
Soap . . . . .	1,134	1,111	1,570	4,521	1,783	123	667
Starch and Farina . . . . .	..	..	63	..	..	122	66
Stone and Marble and articles thereof . . . . .	84	1	72	214	88	4	76
Tobacco requisites . . . . .	70	130	238	440	284	68	125
Toys, etc. . . . .	82	29	49	305	169	60	23
Umbrellas and Stings therefor . . . . .	54	..	6	5	12	52	13
All other articles not otherwise specified . . . . .	105	27	728	3,368	283	499	490
<b>Total of Miscellaneous</b>	<b>3,951</b>	<b>4,159</b>	<b>8,370</b>	<b>17,006</b>	<b>14,270</b>	<b>1,936</b>	<b>5,671</b>
<b>Total of III—Articles wholly or mainly manufactured</b>	<b>27,363</b>	<b>51,005</b>	<b>132,254</b>	<b>270,080</b>	<b>205,086</b>	<b>26,213</b>	<b>20,706</b>

NOTE.—Sterling figures have been converted at the rate of B 10 = £1 for 1910-20 and 1920-21, and B 15 = £1 for earlier years.  
(a) Raised to 11 per cent (except per high flash-point petrolunms), and in some cases to 20 per cent, from 1st March 1921.  
(b) Dutiable at the rate of 15 annas per gross of boxes from 1st March 1921.

## DRAWBACKS AND REFUNDS

ARTICLES IMPORTED and EXPORTED, in each Official Year from 1916-17 to 1920-21—continued

REFUNDS			TOTAL					ARTICLES
1916-19	1919-20	1920-21	1916-17	1917-18	1918-19	1919-20	1920-21	
£	£	£	£	£	£	£	£	
		12	7	..	54	5	38	<b>SCHEDULE II—IMPORT TARIFF</b> —continued <b>PART IV—continued</b> Articles which are liable to duty at 7½ per cent. ad valorem (a)— continued <b>III—Articles wholly or mainly manufactured</b> —continued Metals other than Iron and Steel—continued Shot-bird Tin Kiln or Spalter Other metals  Total of Metals other than Iron and Steel  Paper, Pasteboard and Stationery  Yarns and Textile Fabrics— Cotton, articles made of Flax Twist and yarn and manufactures Haberdashery and Millinery Hemp Manufactures Hosiery excluding cotton Hosiery Jute Twist and Yarn and Manufacture Silk yarn and manufactures Woolen yarns and manufactures All other sorts of yarn and textile fabrics, not otherwise specified Total of Yarn and Textile Fabrics  Miscellaneous— Art, works of Brushes and Brooms Building and Engineering materials Candles Cordage and Rope and Twines of Vegetable Fibre Fireworks Furniture, tackle and apparel, not otherwise specified for steam, sailing, rowing and other vessels Ivory Jewellery Matches (b) Mats and Matting Oiledcakes Oilcloth and Floorcloth Packing Engine and Boiler, all sorts Perfumery (excluding perfumed spirit) Pitch, Tar and Dammer Polishes and compositions Prints, Engravings and Pictures Rubber tyres for Motors and other manufactures of rubber Smokers' requisites Soap Starch and Farina Stone and Marble and articles thereof Toilet requisites Toys, etc. Umbrellas and Stings therefor All other articles not otherwise specified  Total of Miscellaneous  Total of III—Articles wholly or mainly manu- factured
78	681	422	834	907	506	6,456	1,987	
188	12	80	70	160	188	74	80	
217	268	319	4	181	222	1,109	819	
2,354	3,718	3,757	2,459	1,434	2,912	16,462	17,206	
3,757	4,215	3,037	1,231	1,629	4,468	5,179	4,007	
72,096	21,980	12,016	19,177	46,205	181,520	218,964	156,206	
171	200	585	396	107	171	808	539	
2,066	1,342	2,257	600	628	2,217	2,112	2,820	
10	10	..	2	41	10	10	..	
149	275	469	5	23	150	292	595	
149	19	31	90	68	155	27	81	
2,805	12,623	9,681	4,043	4,063	4,796	21,391	15,524	
1,528	677	1,245	858	2,703	4,748	9,978	5,751	
..	..	26	..	..	45	570	145	
79,274	37,126	26,260	25,171	53,838	193,812	253,542	181,810	
22	698	550	240	89	32	693	540	
8	281	37	2	11	9	223	53	
1,132	1,593	3,788	445	1,129	1,311	1,634	4,063	
422	13	7	5	5	425	21	127	
171	20	78	91	33	171	136	78	
12	68	128	62	76	47	228	167	
3	..	55	1	0	21	4	55	
..	..	..	..	1	1	3	..	
4	9	429	716	128	359	459	6,727	
2,057	612	842	1,414	4,784	6,652	6,904	5,056	
20	19	4	1	10	21	19	4	
..	4	..	..	..	..	4	..	
27	15	149	77	5	27	51	220	
155	85	19	5	27	155	83	19	
2	20	1	22	9	24	23	5	
65	68	45	45	45	65	63	45	
167	151	72	67	96	266	223	146	
2	79	12	..	..	2	79	37	
1,099	967	501	169	222	1,191	1,478	604	
..	4	40	78	209	221	244	282	
2,266	781	585	1,257	1,778	3,526	5,202	2,345	
198	129	128	122	86	251	129	128	
70	361	483	88	77	143	575	571	
528	324	212	128	265	766	764	696	
240	198	335	142	62	229	508	505	
102	79	162	106	18	108	84	174	
4,061	1,697	1,667	604	517	4,789	5,065	1,950	
12,222	8,275	10,320	5,887	9,230	21,193	25,281	24,600	
123,924	94,328	67,714	53,576	81,803	261,178	364,808	295,800	

NOTE.—Sterling figures have been converted at the rate of £10 = £1 for 1919-20 and 1920-21, and £15 = £1 for earlier years



## DRAWBACKS AND REFUNDS

No. 17—concluded

AMOUNT of DRAWBACKS PAID and DUTIES REFUNDED on the PRINCIPAL and other

ARTICLES.	DRAWBACKS						
	1916-17	1917-18	1918-19	1919-20	1920-21	1916-17	1917-18
	£	£	£	£	£	£	£
<b>SCHEDULE II—IMPORT TARIFF—</b>							
<i>concluded.</i>							
<b>PART IV—concluded</b>							
<i>Articles which are liable to duty at 7½ per cent ad valorem (a)—concluded</i>							
<b>IV—Miscellaneous and unclassified—</b>							
Fodder, bran and pollards (b) . . . . .	..	5	..	8	..	379	228
All other articles including articles imported by post . . . . .	485	3,386	4,785	11,872	66,209	3,755	4,775
Total of IV—Miscellaneous, etc. . . . .	485	3,391	4,785	11,875	66,209	4,134	5,003
Total of Part IV . . . . .	42,152	68,909	152,782	317,409	297,286	38,505	43,280
<b>TOTAL OF SCHEDULE II—(IMPORT TARIFF)</b> . . . . .	80,128	133,456	228,763	509,554	511,508	91,428	92,877
<b>SCHEDULE III—EXPORT TARIFF</b>							
*Hides and skins, raw . . . . .	..	..	..	..	..	..	..
<b>Jute—</b>							
Raw (including cuttings) . . . . .	..	..	..	..	..	16,144	11,794
<b>Manufactures—</b>							
Sacking . . . . .	..	..	..	..	..	3,378	16,166
Hosiery and all other descriptions . . . . .	..	..	..	..	..	4,542	18,353
<b>Rice—</b>							
Rice, in the husk . . . . .	..	..	..	..	..	288	273
.. not in the husk . . . . .	..	..	..	..	..	18,573	18,720
Rice-flour . . . . .	..	..	..	..	..	..	..
Tea . . . . .	..	..	..	..	..	4,036	10,044
<b>TOTAL OF SCHEDULE III—(EXPORT TARIFF)</b> . . . . .	..	..	..	..	..	46,961	75,339
<b>TOTAL OF SCHEDULE II—(IMPORT TARIFF) AND SCHEDULE III—(EXPORT TARIFF)</b> . . . . .	80,128	133,456	228,763	509,554	511,508	138,389	168,216

NOTE.— Sterling figures have been converted at the rate of R10 = £1 for 1919-20 and 1920-21, and R15 = £1 for earlier years  
(a) Raised to 11 per cent (except for high flash-point petroleum), and in some cases to 20 per cent, from 1st March, 1921  
(b) Dutiable at 2½ per cent ad valorem from 1st March, 1921  
\* Dutiable from 11th September, 1919

## DRAWBACKS AND REFUNDS

ARTICLE IMPORTED and EXPORTED, in each Official Year from 1916-17 to 1920-21—concluded

REFUNDS			TOTAL					ARTICLES	
1916-17	1919-20	1920-21	1916-17	1917-18	1918-19	1919-20	1920-21		
£	£	£	£	£	£	£	£		
99	74	252	370	233	90	77	252	<b>SCHEDULE II—IMPORT TARIFF— concluded</b> <b>PART IV—concluded</b> <i>Articles which are liable to duty at 7½ per cent ad valorem (a)— concluded</i> <b>IV—Miscellaneous and unclassified—</b> Fodder, bran and pollards (b) All other articles including articles imported by post  Total of IV—Miscellaneous, etc.  TOTAL OF PART IV  TOTAL OF SCHEDULE II—(IMPORT TARIFF)	
7,494	14,332	16,063	4,240	8,161	12,279	26,204	82,272		
7,593	14,406	16,315	4,619	8,394	12,378	26,281	82,524		
161,478	146,678	126,053	80,657	112,180	304,290	461,087	423,339		
260,922	259,114	229,717	180,556	226,333	489,685	768,668	741,225		
..	134,216	48,782	..	..	..	134,216	48,782		<b>SCHEDULE III—EXPORT TARIFF</b> Hides and skins, raw * Jute— Raw (including cuttings) Manufactures— Sacking Hemstons and all other descriptions Rice— Rice, in the husk " not in the husk Rice-flour Tea  TOTAL OF SCHEDULE III—(EXPORT TARIFF)  TOTAL OF SCHEDULE II—(IMPORT TARIFF) AND SCHEDULE III—(EXPORT TARIFF)
2,639	24,272	24,427	16,144	11,784	2,639	24,272	24,427		
7,766	14,690	17,451	3,378	16,165	7,766	14,690	17,451		
7,028	5,030	18,650	4,542	18,353	7,028	5,030	18,650		
210	944	1,422	298	273	210	944	1,422		
31,678	10,337	9,083	18,573	18,720	31,678	10,337	9,083		
..	355	160	..	..	..	355	160		
5,156	5,190	2,539	4,036	10,044	5,156	5,190	2,539		
54,477	195,034	122,514	46,961	75,339	54,477	195,034	122,514		
315,399	454,148	352,231	227,517	301,672	544,162	963,702	863,739		

NOTE.—Sterling figures have been converted at the rate of R10 = £1 for 1919-20 and 1920-21, and R15 = £1 for earlier years

## DUTIABLE GOODS PASSED FREE

No. 18

QUANTITY and VALUE of DUTIABLE ARTICLES of IMPORTED MERCHANDISE ALLOWED FREE OF DUTY from BOND or from CUSTOM HOUSES for the use of PRIVATE INDIVIDUALS, INSTITUTIONS etc., in each Official Year from 1916-17 to 1920-21

ARTICLES	QUANTITY					VALUE				
	1916-17	1917-18	1918-19	1919-20	1920-21	1916-17	1917-18	1918-19	1919-20	1920-21
						£	£	£	£	£
Apparel (excluding hosiery and boots and shoes)— Apparel (including drapery, uniforms, accoutrements) value	—	—	—	—	—	5,957	4,833	16,721	2,421	8,111
Hats, caps, bonnets, and hatter's ware	—	—	—	—	—	339	2,030	1,125	..	1,111
Second hand clothing	—	—	—	—	—	105	..	..	..	..
Total	—	—	—	—	—	6,401	6,863	17,846	2,421	9,222
Arms, ammunition, and military stores—										
Cartridge cases, filled no.	1,307	6,102	8,278	1,737	10,938	17	49	99	23	..
Firearms and parts thereof value	—	—	—	—	—	1,019	1,407	1,043	1,104	2,111
Other sorts	—	—	—	—	—	1,061	169	203	96	..
Total	—	—	—	—	—	2,097	1,625	1,350	1,223	3,111
Art, works of	—	—	—	—	—	6,013	221	3	8,473	1,111
Boots and shoes—										
of leather pairs	348	38	12,031	44	27	263	85	4,060	108	..
of other materials	..	..	..	2	..	..	..	..	2	..
Total	348	38	12,031	46	27	263	85	4,060	110	..
Brushes and brooms value	—	—	—	—	—	..	298	..	4	..
Building and engineering materials—										
Bricks and tiles no.	17,568	..	..	..	..	187	..	..	..	..
Cement cwts	1,345	..	..	..	..	342	..	..	..	..
Other kinds value	—	—	—	—	—	47	223	..	..	..
Total	—	—	—	—	—	576	223	..	..	..
Buttons of all sorts	—	—	—	—	—	85	93	25	24	..
Carriages and carts (excluding railway carriages), and parts thereof—										
Carriages and carts no.	..	1	..	..	..	..	5	..	..	..
Parts of carriages and carts value	—	—	—	—	—	..	..	..	..	..
Total	—	—	—	—	—	..	5	..	..	..
Chemicals—										
Carbide of calcium cwts	..	..	..	12	12	..	..	..	28	..
Disinfectants	..	..	62	2	..	..	..	1,247	5	..
Other sorts value	—	—	—	—	—	2,093	2,581	1,905	1,910	..
Total	—	—	—	—	—	2,093	2,581	3,152	1,943	..
Chinese and Japanese ware	—	—	—	—	—	..	10	..	..	..
Clocks and watches, and parts thereof—										
Clocks and time-pieces no.	..	..	3	1	..	..	..	5	6	..
Watches	3	2	..	10	..	3	2	..	61	..
Parts of clocks and watches value	—	—	—	—	—	..	..	..	..	..
TOTAL VALUE OF CLOCKS AND WATCHES AND PARTS THEREOF	—	—	—	—	—	3	2	5	67	..

NOTE.—Sterling figures have been converted at the rate of R10 = £1 for 1919-20 and 1920-21, and R15 = £1 for earlier years

## No. 18—continued

QUANTITY and VALUE of DUTIABLE ARTICLES of IMPORTED MERCHANDISE ALLOWED FREE of DUTY from BOND or from CUSTOM HOUSES for the use of PRIVATE INDIVIDUALS, INSTITUTIONS, etc., in each Official Year from 1916-17 to 1920-21—continued

ARTICLES	QUANTITY					VALUE				
	1916-17	1917-18	1918-19	1919-20	1920-21	1916-17	1917-18	1918-19	1919-20	1920-21
Cutlery . . . . . value	—	—	—	—	—	2	3	4	35	122
Cycles (other than motor cycles), and parts thereof and accessories—										
Cycles, imported entire or in sections . . . . . no.	1	..	..	..	..	7	..	15	..	..
Drugs and medicines (excluding chemicals and narcotics)—										
All sorts . . . . . value	—	—	—	—	—	30	124	755	..	140
Total . . . . .	—	—	—	—	—	30	124	755	..	140
Earthenware and porcelain (including china clay) . . . . . value	—	—	—	—	—	507	7	30	32	1,184
Electroplated ware . . . . .	—	—	—	—	—	371	9	42	33	370
Furniture and cabinet-ware—										
Bedsteads . . . . .	—	—	—	—	—	..	..	..	1	974
Furniture of wood (other than bedsteads) . . . . .	—	—	—	—	—	10	2	6	1,210	753
Furniture of other materials (other than bedsteads) . . . . .	—	—	—	—	—	618	555	127	97	1,311
Total . . . . .	—	—	—	—	—	628	557	133	1,310	2,038
Iron and glassware—										
Bottles and phials—										
Sodawater bottles . . . . . gross	18	..	..	50	11	61	..	..	277	91
Funnels, globes and glass-pans of lamps . . . . . value	—	—	—	—	—	..	15	..	25	..
Sheet and plate . . . . . sq. feet	2,710	..	60	..	2,090	103	..	10	..	145
Tableware including decanters, tumblers, etc. value	—	—	—	—	—	..	..	..	..	19
Other glassware . . . . .	—	—	—	—	—	225	2	..	10	150
Total . . . . .	—	—	—	—	—	389	17	10	320	405

NOTE.—Sterling figures have been converted at the rate of \$10=£1 for 1919-20 and 1920-21, and \$15=£1 for earlier years

No. 18—continued

QUANTITY and VALUE of DUTIABLE ARTICLES of IMPORTED MERCHANDISE ALLOWED FREE of DUTY from BOND or from CUSTOM HOUSES for the use of PRIVATE INDIVIDUALS, INSTITUTIONS, etc., in each Official Year from 1916-17 to 1920-21—continued

ARTICLES	QUANTITY					VALUE				
	1916-17	1917-18	1918-19	1919-20	1920-21	1916-17	1917-18	1918-19	1919-20	1920-21
						£	£	£	£	£
<b>Hardware (excluding cutlery and electroplated ware)—</b>										
Builders' Hardware such as Locks, Hinges, etc. . . value	—	—	—	—	—	..	265	..	..	..
Domestic Hardware other than enamelled iron ware . . "	—	—	—	—	—	4	20	4	..	8
Implements and tools other than agricultural implements and machine tools . . "	—	—	—	—	—	..	2	5	5	25
Lamps, metal . . no.	4	1	..	..	..	1	4	..	..	20
Lamps, glass . . "	..	..	..	..	1	..	..	..	..	..
Parts of lamps other than glass . value	—	—	—	—	—	..	82	..	40	..
Other sorts . . value	—	—	—	—	—	3,147	1,637	1,765	2,769	2,54
<b>Total</b> . . "	—	—	—	—	—	3,152	2,010	1,774	2,814	4,09
<b>Instruments, apparatus, and appliances, and parts thereof—</b>										
<b>Electrical (other than telegraphic and telephone not being machinery)—</b>										
Electric fans and parts thereof . value	—	—	—	—	—	..	..	108	..	123
Electric lamps and parts thereof . . "	—	—	—	—	—	204	970	..	1	..
Other sorts . . "	—	—	—	—	—	177	126	..	126	2,021
<b>Musical—</b>										
Pianos and Piano players . . . no.	1	..	3	..	..	17	..	109	..	..
Talking machines and accessories . . value	—	—	—	—	—	342	406	23	..	..
Other sorts including parts of musical instruments . . "	—	—	—	—	—	250	878	256	900	2,000
Optical . . . "	—	—	—	—	—	42	263	24	9	210
Photographic . . "	—	—	—	—	—	59	5	19	19	21
Scientific and philosophical . . . "	—	—	—	—	—	352	18	25	253	211
Surgical . . . "	—	—	—	—	—	747	476	59	831	16
Other kinds . . . "	—	—	—	—	—	112	10	..	206	120
<b>Total</b> . . "	—	—	—	—	—	2,302	3,212	623	2,345	5,329
<b>Jewellery, also plate of gold and silver—</b>										
Jewellery . . . "	—	—	—	—	—	311	10	..	27	4
Plate of gold and silver . . . "	—	—	—	—	—	344	121	337	800	16,023
<b>Total</b> . . "	—	—	—	—	—	655	131	337	827	16,027
<b>Leather—</b>										
Skins, tanned or dressed { cwt =no.	1 =128	..	..	..	..	92	..	..	..	..
Un wrought . . . cwt	..	..	..	8	5	..	..	..	110	569

NOTE—Sterling figures have been converted at the rate of R10=£1 for 1919-20 and 1920-21, and R15=£1 for earlier years

## No. 18--continued

QUANTITY and VALUE of DUTIABLE ARTICLES of IMPORTED MERCHANDISE ALLOWED FREE of DUTY from BOND or from CUSTOM HOUSES for the use of PRIVATE INDIVIDUALS, INSTITUTIONS, etc., in each Official Year from 1916-17 to 1920-21--continued

ARTICLES	QUANTITY					VALUE				
	1916-17	1917-18	1918-19	1919-20	1920-21	1916-17	1917-18	1918-19	1919-20	1920-21
<i>Leather--continued</i>										
Manufactures (excluding boots and shoes)--						£	£	£	£	£
Saddlery and harness . . . value	—	—	—	—	—	401	154	269	492	872
Other sorts . . . "	—	—	—	—	—	72	20	1	26	23
Total . . . "	—	—	—	—	—	565	174	270	518	1,464
<i>Liquors--</i>										
Ale, beer, and porter . . . gals.	..	..	..	..	..	..	..	..	..	..
<i>Spirit--</i>										
Brandy . . . . . "	100	..	..	..	..	22	..	..	..	..
Liqueurs . . . . . "	..	..	..	..	..	..	..	..	..	..
Rum . . . . . "	..	..	..	..	..	..	..	..	..	..
Whisky . . . . . "	..	..	..	..	..	..	..	..	..	..
Spirit present in drugs, medicines, or chemicals . . . "	..	..	..	..	..	..	..	..	..	..
Spirit, perfumed . . . "	..	..	..	..	..	..	..	..	..	..
Other sorts of spirit . . . "	(a)	..	..	6	228,066	2	..	..	19	22,526
Total of Spirit . . . "	100	..	..	6	228,066	25	..	..	19	22,526
<i>Wines--</i>										
Champagne . . . . . "	..	..	..	..	..	..	..	..	..	..
Sherry, Madeira and Marsala . . . "	..	..	..	..	..	..	..	..	..	..
Still red wines (other than port) . . . "	100	..	..	..	..	22	..	..	..	..
Other sorts . . . . . "	163	..	36	..	..	25	..	30	..	..
Total of Wines . . . "	263	..	36	..	..	40	..	30	..	..
Total of Liquors . . . "	363	..	36	6	228,066	65	..	30	19	22,526
<i>Machinery and millwork--</i>										
Prime-movers (other than electrical)--										
Others . . . . . value	—	—	—	—	—	6	299	..	25	479
Electrical machinery of all kinds, etc.--										
Motors . . . . . "	—	—	—	—	—	50	55	..	..	1,061
Other kinds . . . . . "	—	—	—	—	—	..	..	..	180	..
Sewing and knitting machines . . . no.	..	1	..	1	..	..	9	..	6	..
Textile machinery, jute . . . value	—	—	—	—	—	..	..	..	..	..
Typewriters . . . . . no.	2	3	1	2	7	12	52	2	75	199
Other sorts . . . . . value	—	—	—	—	—	..	422	450	8,040	..
Total . . . . . "	—	—	—	—	—	72	848	452	8,226	1,729
<i>Mats . . . . . Sq. yds.</i>	..	..	10,000	..	..	..	..	1,222	..	..
<i>Metals and ores--</i>										
Iron, brass, bronze, etc.--										
Wrought . . . . . cwt	1	1	25	..	..	15	22	785	..	..
<i>Copper--</i>										
Unwrought . . . . . "	..	..	..	..	..	..	..	..	..	..
Wrought . . . . . "	2	..	70	..	..	11	..	999	..	..
Total of Copper . . . "	2	..	70	..	..	11	..	999	..	..
<i>Iron or steel--</i>										
Anchor and cables . . . tons	..	..	..	..	27	..	..	..	..	1,222
Bars and channel . . . "	..	..	..	..	..	..	..	..	..	..
Beams, pillars, girders and bridge work . . . "	3	..	..	..	..	106	..	..	..	30
Bolts and nuts . . . . . "	..	..	(b)	..	..	..	..	24	..	..
Hoops and strips . . . . . "	..	..	..	..	..	..	..	..	..	..
Nails, rivets, and washers . . . . . "	..	..	..	..	..	..	..	..	..	..
Pipes and fittings . . . . . cwt	5	..	..	..	..	226	..	..	..	..
Steel bolts . . . . . "	..	..	..	..	..	..	..	..	..	..

NOTE--The sterling figures have been converted at the rate of \$10=£1 for 1919-20 and 1920-21, and \$15=£1 for earlier years.

\* Includes figures for screws.

(a) 1/2 of a gallon.

DUTIABLE GOODS PASSED FREE ( 534 )

No. 18—continued

QUANTITY and VALUE of DUTIABLE ARTICLES of IMPORTED MERCHANDISE ALLOWED FREE DUTY from BOND or from CUSTOM HOUSES for the use of PRIVATE INDIVIDUALS, INSTITUTIONS, etc., in each Official Year from 1916-17 to 1920-21—continued

ARTICLES	QUANTITY					VALUE				
	1916-17	1917-18	1918-19	1919-20	1920-21	1916-17	1917-18	1918-19	1919-20	1920-21
<b>Iron or steel—continued</b>						£	£	£	£	£
<b>Sheets and plates—</b>										
Galvanised . . . tons	..	..	..	..	..	..	..	..	..	..
Tinned . . . "	..	..	..	..	..	..	..	..	..	..
Not galvanised or tinned . . . "	..	..	..	..	..	..	..	..	..	..
Tubes, pipes and fittings, wrought . . . "	4	..	..	(e)	17	129	..	..	1	6
Wire . . . "	..	1	..	..	..	..	25	..	..	..
Other manufactures of iron or steel . . . "	16	5	..	16	..	1,061	20	..	146	..
<b>Total of Iron or steel</b> . . . "	<b>31</b>	<b>6</b>	<b>..</b>	<b>16</b>	<b>50</b>	<b>1,575</b>	<b>45</b>	<b>34</b>	<b>147</b>	<b>2,0</b>
<b>Steel—</b>										
Bars and channel . . . "	..	..	..	..	..	..	..	..	..	..
Cast . . . "	..	..	..	..	..	..	..	..	..	..
<b>Total of Steel</b> . . . "	<b>..</b>	<b>..</b>	<b>..</b>	<b>..</b>	<b>..</b>	<b>..</b>	<b>..</b>	<b>..</b>	<b>..</b>	<b>..</b>
<b>Lead—</b>										
Unwrought—										
Pig . . . . . cwt	..	..	..	..	..	..	..	..	..	..
Wrought . . . . . "	..	..	..	..	..	..	..	..	..	..
<b>Total of Lead</b> . . . "	<b>..</b>	<b>..</b>	<b>..</b>	<b>..</b>	<b>..</b>	<b>..</b>	<b>..</b>	<b>..</b>	<b>..</b>	<b>..</b>
<b>Tin—</b>										
Unwrought (block) . . . "	..	..	..	..	..	..	..	..	..	..
<b>Zinc or spelter—</b>										
Wrought or manufactured . . . "	..	..	..	..	..	..	..	..	..	..
<b>Metals, unenumerated</b> . . . "	<b>..</b>	<b>..</b>	<b>(b)</b>	<b>..</b>	<b>..</b>	<b>..</b>	<b>..</b>	<b>6</b>	<b>..</b>	<b>..</b>
<b>Total of Metals and ores</b> tons	<b>31</b>	<b>6</b>	<b>9</b>	<b>16</b>	<b>50</b>	<b>1,602</b>	<b>68</b>	<b>1,723</b>	<b>147</b>	<b>2,02</b>
<b>Motor cars and motor cycles and parts thereof—</b>										
Motor cars . . . . . no.	65	2	..	1	3	28,394	1,526	..	257	1,39
Motor cycles . . . . . "	1	1	..	1	1	50	20	..	74	19
Parts of motor cars and motor cycles . . . value	—	—	—	—	—	25	394	161	..	12
<b>Total</b> . . . . . "	<b>—</b>	<b>—</b>	<b>—</b>	<b>—</b>	<b>—</b>	<b>28,469</b>	<b>1,940</b>	<b>161</b>	<b>331</b>	<b>1,70</b>
<b>Opium</b> . . . . . lb	<b>28,157</b>	<b>..</b>	<b>..</b>	<b>..</b>	<b>..</b>	<b>19,228</b>	<b>..</b>	<b>..</b>	<b>..</b>	<b>..</b>
<b>Oils—</b>										
Essential . . . . . gals	..	..	..	..	..	..	..	..	..	..
<b>Mineral—</b>										
Lubricating oils . . . "	..	480	..	5	60	..	47	..	2	1
<b>Vegetable, not essential—</b>										
Linseed . . . . . "	..	..	..	..	..	..	..	..	..	..
Other sorts . . . . . "	..	..	..	..	..	..	..	..	..	..
<b>Total</b> . . . . . "	<b>..</b>	<b>480</b>	<b>..</b>	<b>5</b>	<b>60</b>	<b>..</b>	<b>47</b>	<b>..</b>	<b>2</b>	<b>1</b>
<b>Paints and Painters' materials—</b>										
Paints and colours . . . cwt	..	..	100	..	113	..	..	53 7	..	53
Painters' materials . . . value	—	—	—	—	—	..	..	..	94	..
<b>Total</b> . . . . . "	<b>—</b>	<b>—</b>	<b>—</b>	<b>—</b>	<b>—</b>	<b>..</b>	<b>..</b>	<b>537</b>	<b>94</b>	<b>53</b>
<b>Paper and pasteboard—</b>										
Printing paper . . . . . cwt	..	..	..	..	..	..	..	..	..	..
Writing paper and envelopes . . . value	—	—	—	—	—	..	..	..	..	..
Other kinds of paper including paper manufactures . . . cwt	33	..	..	..	..	183	..	..	..	..
Pasteboard, millboard and cardboard of all kinds . . . "	..	..	..	..	..	..	..	..	..	..
<b>Total</b> . . . . . value	<b>—</b>	<b>—</b>	<b>—</b>	<b>—</b>	<b>—</b>	<b>183</b>	<b>..</b>	<b>..</b>	<b>..</b>	<b>..</b>

NOTE.—Sterling figures have been converted at the rate of £10=£1 for 1919-20 and 1920-21, and £15=£1 for earlier years.  
 (a) 8 cwt. (b) 28 lbs. (c) 40 lbs.

## No. 18—continued

QUANTITY and VALUE of DUTIABLE ARTICLES of IMPORTED MERCHANDISE ALLOWED FREE of DUTY from BOND or from CUSTOM HOUSES for the use of PRIVATE INDIVIDUALS, INSTITUTIONS etc., in each Official Year from 1916-17 to 1920-21—continued

ARTICLES	QUANTITY					VALUE				
	1916-17	1917-18	1918-19	1919-20	1920-21	1916-17	1917-18	1918-19	1919-20	1920-21
Perfumery . . . . value	—	—	—	—	—	£ 3	£ ..	£ ..	£ ..	£ ..
Polishes—										
Polishes and compositions for application to leather . . . . "	—	—	—	—	—	..	9	24	..	15
Polishes and compositions for application to metals, etc. . . . "	—	—	—	—	—	..	..	..	..	16
Printing and Lithographing machinery and materials (excluding paper)—										
Printing and Lithographing presses . . . . "	—	—	—	—	—	..	..	..	71	..
Other materials . . . . "	—	—	—	—	—	..	..	..	..	..
Prints, Engravings, and pictures—										
Photographs and picture post-cards . . . . "	—	—	—	—	—	1	117	1	10	..
Others . . . . "	—	—	—	—	—	39	..	..	7,039	1,810
Total . . . . "	—	—	—	—	—	40	117	1	7,049	1,810
Provisions and oilman's stores—										
Bacon and hams . . . . lb	308	..	..	..	..	18	..	..	..	..
Biscuits and cakes . . . . "	150	..	..	2,376	..	7	..	..	230	..
Cheese . . . . "	85	..	..	..	..	7	..	..	..	..
Jams and Jellies . . . . cwt	(a)	..	..	..	..	2	..	..	..	..
Other sorts of provisions—										
Canned and bottled provisions . . . . "	15	139	1	15	..	77	487	9	140	..
Others . . . . "	143	63	..	..	9	966	404	..	..	168
Total value	—	—	—	—	—	1,077	891	9	850	168
Railway plant and Rolling stock—										
Carriages . . . . "	—	—	—	—	—	..	..	..	..	..
Locomotive engines and tenders and parts thereof . . . . "	—	—	—	—	—	..	..	..	..	..
Materials for construction—										
Rails, chairs, etc. . . . cwt	..	..	..	..	..	..	..	..	..	..
Rubber manufactures (except apparel and boots and shoes) . . . . value	—	—	—	—	—	23	..	3	39	..
Salt . . . . . tons	(b)	..	..	..	..	3	..	..	..	..
Seeds (other than oilseeds) . . . . cwt	5	..	..	(c)	..	40	..	..	15	..
Ships, parts of (including launches and boats) . . . . value	—	—	—	—	—	..	1,367	30	269	2,572
Soap . . . . . cwt	..	217	..	3	..	..	581	..	9	..
Spices . . . . . lbs	..	..	1,605	..	..	..	..	27	..	..
Starch and Farina . . . . cwt	..	..	..	..	..	..	..	..	..	..
Stationery (excluding paper) . . . . value	—	—	—	—	—	472	235	176	287	361
Sticks and whips . . . . "	—	—	—	—	—	..	1	..	..	..
Stones and marble . . . . cwt	..	1	..	10,100	..	..	8	..	84	..
Sugar . . . . . "	4	150	10	..	..	15	550	13	..	..
Tallow and Stearine (including grease and animal fat) . . . . "	18,869	13,673	529	2,810	19,489	50,790	40,077	1,743	12,484	108,015
Tea—										
Black . . . . . lb	..	..	..	25,145	..	..	..	..	1,886	..
Green . . . . . "	..	..	..	..	..	..	..	..	..	..
Total . . . . "	..	..	..	25,145	..	..	..	..	1,886	..
The chests of wood . . . . value	—	—	—	—	—	..	..	..	..	..
Telephones, materials for construction and accessories . . . . "	—	—	—	—	—	..	..	..	..	..
Textiles—										
Cotton—										
Manufactures—										
Blankets . . . . "	—	—	—	—	—	..	147	..	..	..
Carvas . . . . yds	8,906	8,658	..	..	1,651	599	1,393	..	..	517
Hosiery . . . . value	—	—	—	—	—	..	..	26	..	..

NOTE.—The sterling figures have been converted at the rate of £10=21 for 1919-20 and 1920-21, and £15=21 for earlier years.

(a) 56 lbs.  
(b) 2 cwt 36 1/2 lbs.  
(c) 23 lbs.



No. 18—concluded

QUANTITY and VALUE of DUTIABLE ARTICLES of IMPORTED MERCHANDISE ALLOWED FREE of DUTY from BOND or from CUSTOM HOUSES for the use of PRIVATE INDIVIDUALS, INSTITUTIONS etc., in each Official Year from 1916-17 to 1920-21—concluded

ARTICLES	QUANTITY					VALUE				
	1916-17	1917-18	1918-19	1919-20	1920-21	1916-17	1917-18	1918-19	1919-20	1920-21
Textiles—continued										
Cotton—continued										
Manufactures—continued										
Piecegoods—										
Grey (unbleached) yds	28,622	6,659	..	..	..	403	109	..	..	..
White (bleached). "	176,849	156,463	9,691	8,157	19,427	5,356	3,342	361	771	1,705
Coloured, printed or dyed . "	3,102,144	1,840,745	1,941,427	535,254	397,838	79,483	54,929	88,988	46,750	30,675
Other sorts . . value	—	—	—	—	—	1,706	1,783	1,725	919	118
Total . . "	—	—	—	—	—	85,607	61,663	91,110	48,440	33,010
Flax—										
Manufactures—										
Canvas . . . yds	3,563	531	..	..	..	292	63	..	..	..
Other sorts . . value	—	—	—	—	—	216	..	..	..	..
Total . . "	—	—	—	—	—	508	63	..	..	..
Haberashery and millinery "										
Hemp—	—	—	—	—	—	1,170	5,121	2,286	105	10,008
Manufactures—										
Bags and sacks no.	7	..	..	..	..	4	..	..	..	..
Jute—										
Manufactures—										
Canvas . . . yds	..	5,094	..	..	..	..	487	..	..	..
Silk—										
Manufactures—										
Goods of silk mixed with other materials yds	..	..	..	..	..	..	..	..	..	..
Silk piece goods . "	..	..	..	..	..	..	..	..	..	..
Thread Sewing . lbs.	..	281	..	..	..	..	215	..	..	..
Total . value	—	—	—	—	—	..	215	..	..	..
Wool—										
Manufactures—										
Carpets and rugs . lbs	452	30	30	200	201	68	4	5	100	168
Hosiery . . . "	455	594	..	120	..	66	200	..	11	..
Piecegoods . . yds	74,623	85,027	3,124	1,729	1,086	9,107	3,918	846	908	964
Other sorts . . lbs	6,573	2,209	45	56	3,115	877	244	10	29	3,946
Total . value	—	—	—	—	—	10,118	4,366	861	1,048	5,078
Total of Textiles . . "										
Tobacco manufactured . lb										
Follet regulites . . value										
Keys and regulites for games . "										
Umbrellas and umbrella fittings—										
Umbrellas, complete, etc. no.										
Wax of all kinds, other than paraffin wax (excluding candles) . cwt										
Wood and Timber—										
Timber other than railway sleepers cubic tons										
Manufactures of wood, other than furniture and cabinetware . value										
Total . . "										
Articles imported by post . . "										
All other articles . . "										
GRAND TOTAL . . "										

NOTE.—Sterling figures have been converted at the rate of £10=£1 for 1919-20 and 1920-21, and £15=£1 for earlier years

No. 19

QUANTITY of CERTAIN PRINCIPAL ARTICLES of MERCHANDISE (subject to CUSTOMS DUTY) IMPORT-  
ED into each PROVINCE of BRITISH INDIA, which remained in CUSTOMS BONDED WAREHOUSES  
on the 31st March, in each Official Year from 1916-17 to 1920-21

ARTICLES		BENGAL	BIMAR AND ORISSA	BOMBAY	SIND	MADRAS	BURMA	TOTAL
Cotton— piece goods— Grey (unbleached) . . . . . yds.	1916-17	..	..	..	..	..	..	..
	1917-18	..	..	..	244	..	..	244
	1918-19	..	..	..	612	..	16,200	17,312
	1919-20	..	..	..	480	..	..	480
	1920-21	..	..	4,870,291	2,400	..	..	4,872,691
White (bleached) . . . . . "	1916-17	..	..	..	..	..	..	..
	1917-18	..	..	..	..	..	..	..
	1918-19	..	..	..	..	..	..	..
	1919-20	..	..	..	..	..	..	..
	1920-21	..	..	1,334,270	4,475	..	..	1,338,745
Coloured, printed or dyed . . . . . "	1916-17	..	..	..	..	..	12,644	12,644
	1917-18	4,000	..	..	87,907	..	60,380	102,287
	1918-19	..	..	..	52,181	..	7,891	60,072
	1919-20	..	..	..	32,422	..	7,891	40,313
	1920-21	..	..	6,715,478	251,966	..	..	6,967,444
Wine— Ale, beer, and porter . . . . . gals.	1916-17	320	..	10,370	2,440	..	..	13,130
	1917-18	1,020	..	51,711	21,926	..	..	74,657
	1918-19	444	..	70,805	4,488	..	..	75,737
	1919-20	2,140	..	112,849	2,222	..	..	117,211
	1920-21	20,313	..	17,198	4,846	..	9,700	51,757
Spirit— Brandy . . . . . "	1916-17	16,259	..	6,507	4,426	20,457	6,208	47,457
	1917-18	13,623	..	7,020	7,924	14,206	5,293	40,866
	1918-19	40,005	..	2,524	8,009	11,723	11,864	73,125
	1919-20	21,153	..	10,424	2,424	2,657	5,021	41,659
	1920-21	21,224	..	17,153	12,889	7,167	9,422	60,855
Gin . . . . . "	1916-17	4,421	..	7,214	2,648	6,242	2,217	22,742
	1917-18	1,720	..	6,572	1,917	4,296	2,220	15,725
	1918-19	4,708	..	7,402	2,198	1,223	2,568	15,999
	1919-20	2,204	..	6,822	1,222	517	1,720	11,485
	1920-21	5,407	..	5,177	4,212	2,000	2,122	16,918
Liquors . . . . . "	1916-17	519	..	168	199	14	66	866
	1917-18	954	..	195	217	44	171	1,581
	1918-19	1,757	..	71	140	..	75	2,043
	1919-20	2,512	..	1,002	229	20	84	3,827
	1920-21	2,657	..	455	664	20	19	3,815
Rum . . . . . "	1916-17	6,954	..	1,611	81	645	9,273	18,563
	1917-18	12,642	..	1,421	229	1,607	15,709	30,909
	1918-19	22,214	..	660	..	489	6,222	29,585
	1919-20	101,512	..	1,212	1,112	622	12,792	116,258
	1920-21	147,422	..	2,222	794	222	14,510	164,970
Whisky . . . . . "	1916-17	67,422	..	24,560	12,274	12,242	5,000	117,498
	1917-18	75,219	..	26,200	24,224	24,202	6,629	130,374
	1918-19	94,719	..	26,162	21,274	22,162	6,676	140,893
	1919-20	65,620	..	22,602	15,042	6,101	6,122	109,547
	1920-21	65,672	..	22,222	17,242	6,222	2,200	111,336
Other sorts of spirit . . . . . "	1916-17	22,202	..	1,422	72	4,222	1,711	29,627
	1917-18	9,212	..	4,042	24	5,222	224	19,724
	1918-19	12,502	..	7,207	29	5,472	117	25,328
	1919-20	6,702	..	24,201	22	10,207	21	40,952
	1920-21	4,502	..	10,270	222	2,422	20	17,216

NOTE.—The figures represent stocks warehoused under bond, and not duty-paid goods lying in the warehouses outside customs authority.

No. 19—continued

QUANTITY of CERTAIN PRINCIPAL ARTICLES of MERCHANDISE (subject to CUSTOMS DUTY) IMPORTED into each PROVINCE of BRITISH INDIA, which remained in CUSTOMS BONDED WAREHOUSES on the 31st March, in each Official Year from 1916-17 to 1920-21—continued

ARTICLES		BENGAL	BIHAR AND ORISSA	BOMBAY	SIND	MADRAS	BURMA	TOTAL
Liquors— <i>acid.</i>		1916-17 3,980	..	10,187	2,117	2,835	68	24,186
Wines . . . . . gals.	1917-18	7,192	..	11,849	4,388	2,783	928	26,933
	1918-19	20,568	..	34,572	1,934	1,790	614	59,478
	1919-20	34,027	..	16,870	3,668	1,769	325	56,559
	1920-21	34,003	..	16,386	3,837	2,656	1,292	58,114
Metals—								
Iron or Steel . . . . . tons	1916-17	..	..	..	..	..	1	1
	1917-18	..	..	..	..	..	..	..
	1918-19	..	..	..	74	..	..	74
	1919-20	..	..	..	..	558	..	558
	1920-21	..	..	..	..	258	..	258
Silver (s) . . . . . ozs	1916-17	..	..	..	..	..	..	..
	1917-18	..	..	..	..	..	..	..
	1918-19	..	..	..	..	..	..	..
	1919-20	..	..	..	..	..	..	..
	1920-21	..	..	..	..	..	..	..
Oil (kerosene) . . . . . gals.	1916-17	6,638,784	..	2,456,761	..	..	..	9,094,535
	1917-18	3,828,295	..	39,778	..	..	..	3,868,073
	1918-19	3,739,437	..	..	..	..	..	3,739,437
	1919-20	6,054,573	..	2,374,155	346,330	749,311	..	10,024,374
	1920-21	7,087,461	..	47,376	1,439,548	1,321,932	..	9,896,317
Salt . . . . . tons	1916-17	43,892	..	2	..	..	45,174	89,068
	1917-18	39,593	..	3	..	..	23,462	63,058
	1918-19	49,617	..	3	..	..	14,658	64,278
	1919-20	50,118	200	5	..	..	17,273	67,596
	1920-21	166,139	..	4	..	..	30,355	196,498
Silk piece goods . . . . . yds.	1916-17	..	..	..	..	..	..	..
	1917-18	..	..	..	..	..	..	..
	1918-19	..	..	..	..	..	..	..
	1919-20	..	..	..	..	..	..	..
	1920-21	..	..	..	..	..	..	..
Sugar . . . . . cwts	1916-17	..	..	78,975	..	..	..	78,975
	1917-18	..	..	91,260	..	..	..	91,260
	1918-19	..	..	46,337	..	..	..	46,337
	1919-20	..	..	260,178	..	..	..	260,178
	1920-21	..	..	1,756	..	..	..	1,756
Tobacco, manufactured and unmanufactured . . . . . lbs.	1916-17	24,358	..	101,787	6,845	5,075	309	138,374
	1917-18	22,318	..	133,806	4,520	60,401	346,721	567,766
	1918-19	49,273	..	331,136	222,392	186,719	273,547	1,083,067
	1919-20	59,123	..	773,441	67,191	97,845	63,817	1,063,622
	1920-21	325,229	..	519,692	63,995	125,363	82,933	1,117,217
Woolen piecegoods . . . . . yds.	1916-17	..	..	..	..	..	..	..
	1917-18	..	..	..	..	..	..	..
	1918-19	..	..	..	..	..	..	..
	1919-20	..	..	..	1,929	..	..	1,929
	1920-21	..	..	..	..	..	..	..

NOTE.— The figures represent stocks warehoused under bond, and not duty-paid goods lying in the warehouses outside customs authority (a) Exempted from duty from 2nd February, 1920.

ACCOUNTS

OF THE

TRADE AND NAVIGATION OF THE PORT OF ADEN

IN THE

Year ending 31st March 1921, and the four preceding years

*SUMMARY of the VALUE of the IMPORTS of MERCHANDISE CONSIGNED from BRITISH EMPIRE during each of the years 1916-1917 to 1920-1921.*

	1916-1917.	1917-1918.	1918-1919.	1919-1920.	1920-1921.
<b>I.—FOOD, DRINK, AND TOBACCO—</b>	£	£	£	£	£
A. Fish (excluding canned fish) ...	145	10	101	214	622
B. Fruits and Vegetables ...	16,033	9,199	21,695	24,975	24,733
C. Grain, Pulse and Flour ...	430,109	316,474	301,333	539,068	334,368
D. Liquors ...	17,447	21,648	31,434	20,920	10,680
E. Provisions and Oilman's stores ...	74,586	26,638	39,488	33,755	59,320
F. Spices ...	66,371	145,917	116,600	79,086	70,538
G. Sugar ...	144,235	131,433	76,588	108,984	109,807
H. Tea ...	24,010	10,428	10,034	30,175	14,210
I. Other Food and Drink ...	29,143	40,571	27,360	30,020	15,119
J. Tobacco ...	140,172	247,230	253,467	76,006	270,230
<b>TOTAL, CLASS I ...</b>	<b>942,540</b>	<b>949,641</b>	<b>868,991</b>	<b>1,014,203</b>	<b>906,281</b>
<b>II.—RAW MATERIALS AND PRODUCE AND ARTICLES MAINLY UNMANUFACTURED—</b>					
A. Coal, Coke, and Patent fuel... ..	318,874	158,730	369,977	435,898	551,036
B. Gums, Resins, and Lac ...	13,850	11,180	13,091	37,463	11,669
C. Hides and Skins, raw ...	172,563	112,829	136,300	172,377	81,832
D. Metallic ores and scrap iron or steel for re-manufacture ...	.....	3	47	40	.....
E. Oils ...	45,010	20,157	11,650	26,660	25,008
F. Seeds ...	35,359	39,784	51,276	30,241	61,740
G. Tallow, Stearine, and Wax ..	757	415	695	834	948
H. Textile materials ...	1,563	1,608	9,473	4,655	1,762
I. Wood and Timber ...	10,059	3,337	5,643	10,301	13,300
J. Miscellaneous ...	25,437	1,332	3,376	6,437	8,270
<b>TOTAL, CLASS II ...</b>	<b>618,477</b>	<b>346,365</b>	<b>606,603</b>	<b>775,666</b>	<b>759,925</b>
<b>III.—ARTICLES WHOLLY OR MAINLY MANUFACTURED—</b>					
A. Apparel ...	13,136	14,208	12,170	14,313	11,375
B. Arms, Ammunition and Military stores ...	80	156	161	395	2,656
C. Carriages and Carts, including cycles and motor cars ...	9,504	2,546	2,622	3,131	14,051
D. Chemicals, Drugs and Medicines ...	25,133	19,679	30,159	41,942	25,403
E. Cutlery, Hardware, Implements (except machine tools), and instruments ...	10,412	6,004	19,610	21,922	47,366
F. Dyes and Colours ...	7,099	19,586	21,451	19,906	25,934
G. Furniture, Cabinetware and manufactures of Wood ...	1,204	627	1,743	3,375	6,376
H. Glassware and Earthenware ...	6,626	5,203	7,543	15,060	18,403
I. Hides and Skins, tanned or dressed, and Leather ...	2,370	353	1,766	4,073	2,003
J. Machinery of all kinds, including belting for machinery ...	7,376	6,473	12,152	12,262	32,143
K. Metals, Iron and Steel, and manufactures thereof ...	13,735	4,350	9,330	22,055	55,077
L. Metals other than Iron and Steel and manufactures thereof ...	6,915	666	1,453	3,901	6,683
M. Paper, Pasteboard, and Stationery ...	16,424	11,074	14,133	20,449	26,340
N. Railway plant and Rolling stock ...	.....	.....	.....	3,153	920
O. Yarn and Textile fabrics ...	1,537,356	1,264,223	2,447,237	1,655,959	1,695,431
P. Miscellaneous ...	45,103	26,013	77,506	66,687	62,164
<b>TOTAL, CLASS III ...</b>	<b>1,702,311</b>	<b>1,391,793</b>	<b>2,669,109</b>	<b>1,913,046</b>	<b>2,033,223</b>
<b>IV.—MISCELLANEOUS AND UNCLASSIFIED</b>					
...	105,568	184,565	115,595	115,736	146,264
<b>TOTAL ...</b>	<b>3,869,096</b>	<b>2,872,730</b>	<b>4,249,503</b>	<b>3,813,040</b>	<b>3,902,618</b>

IMPORTS.

542

No. 14

SUMMARY of the VALUE of the IMPORTS of MERCHANDISE CONSIGNED from FOREIGN COUNTRIES during each of the years 1916-1917 to 1920-21.

	1916-1917.	1917-1918.	1918-1919.	1919-1920.	1920-1921.
	£	£	£	£	£
<b>I.—FOOD, DRINK, AND TOBACCO—</b>					
A. Fish (excluding canned fish) ... ..	891	960	435	1,868	5,210
B. Fruits and Vegetables ... ..	80,547	48,464	29,346	141,475	138,684
C. Grain, Pulse and Flour ... ..	2,891	2,074	652	1,621	9,859
D. Liquors ... ..	2,793	2,607	2,283	1,740	1,961
E. Provisions and Oilman's stores .. ..	11,002	4,338	8,747	14,430	20,868
F. Spices ... ..	3,347	780	1,498	2,618	2,405
G. Sugar ... ..	1,901	317	19	3,591	4,866
H. Tea ... ..	64	17	88	170	684
I. Other Food and Drink ... ..	206,167	42,449	229,136	289,109	222,868
J. Tobacco ... ..	52,408	68,422	79,315	67,951	118,204
<b>TOTAL, CLASS I. ...</b>	<b>862,016</b>	<b>465,426</b>	<b>351,519</b>	<b>524,578</b>	<b>525,615</b>
<b>II.—RAW MATERIALS AND PRODUCE AND ARTICLES MAINLY UNMANUFACTURED—</b>					
A. Coal, Coke, and Patent fuel ... ..	167,657	172,300	173,048	190,190	229,568
B. Gums, Resins, and Lac ... ..	41,907	45,808	51,095	62,107	46,916
C. Hides and Skins, raw ... ..	539,838	280,242	215,967	1,119,116	286,442
D. Metallic ores and scrap iron or steel for re-manufacture ... ..	.....	.....	2	1,090	.....
E. Oils ... ..	7,587	50,768	15,952	115,708	205,116
F. Seeds ... ..	1,301	4,567	3,104	6,738	5,909
G. Tallow, Stearins, and Wax ... ..	7,425	39,768	7,078	26,123	1,317
H. Textile materials ... ..	1,109	2,405	2,246	1,675	2,012
I. Wood and Timber ... ..	8,523	6,872	7,137	7,156	18,655
J. Miscellaneous ... ..	40,876	19,978	14,417	35,797	45,150
<b>TOTAL, CLASS II. ...</b>	<b>817,918</b>	<b>618,768</b>	<b>490,016</b>	<b>1,565,706</b>	<b>841,085</b>
<b>III.—ARTICLES WHOLLY OR MAINLY MANUFACTURED—</b>					
A. Apparel ... ..	2,105	1,388	636	1,878	2,993
B. Arms, Ammunition and Military stores ... ..	6	8	53	25	587
C. Carriages and Carts, including cycles and motor cars ... ..	3,743	459	394	23,286	48,032
D. Chemicals, Drugs and Medicines ... ..	19,903	3,295	6,262	7,217	5,516
E. Cutlery, Hardware, Implements (except machine tools), and instruments ... ..	2,113	512	819	6,702	11,171
F. Dyes and Colours ... ..	3,623	7,335	5,392	5,304	17,381
G. Furniture, Cabinetware, and manufactures of Wood ... ..	220	265	63	793	1,147
H. Glassware and Earthenware ... ..	3,343	658	382	1,049	3,631
I. Hides and Skins, tanned or dressed, and Leather ... ..	3,961	9	3,275	2,915	1,226
J. Machinery of all kinds, including bolting for machinery ... ..	1,056	66	95	807	5,311
K. Metals, Iron and Steel, and manufactures thereof ... ..	574	437	103	2,335	5,926
L. Metals other than Iron and Steel and manufactures thereof ... ..	2,333	800	2,511	8,099	702
M. Paper, Pasteboard, and Stationery ... ..	1,974	856	596	2,944	4,175
N. Railway plant and Rolling stock ... ..	.....	.....	.....	2,667	60
O. Yarn and Textile fabrics ... ..	318,980	74,529	44,844	576,138	358,941
P. Miscellaneous ... ..	37,825	13,632	23,155	23,208	37,645
<b>TOTAL, CLASS III. ...</b>	<b>302,689</b>	<b>104,094</b>	<b>89,439</b>	<b>665,865</b>	<b>499,444</b>
<b>IV.—MISCELLANEOUS AND UNCLASSIFIED</b>					
.....	8,887	6,105	4,702	6,290	6,651
<b>TOTAL. ...</b>	<b>1,491,510</b>	<b>1,192,388</b>	<b>985,706</b>	<b>2,762,434</b>	<b>1,672,795</b>

A. SUMMARY of the VALUE of the IMPORTS of MERCHANDISE CONSIGNED from BRITISH EMPIRE and FOREIGN COUNTRIES during each of the years 1916-1917 to 1920-1921.

	1916-1917.	1917-1918.	1918-1919.	1919-1920.	1920-1921.
	£	£	£	£	£
<b>I.—FOOD, DRINK, AND TOBACCO—</b>					
A. Fish (excluding canned fish) ... ..	1,036	970	536	2,102	5,862
B. Fruits and Vegetables ... ..	96,580	52,633	51,041	166,450	169,397
C. Grain, Pulse and Flour ... ..	433,000	318,548	301,975	540,719	304,247
D. Liquors ... ..	20,245	24,250	33,717	22,660	18,611
E. Provisions and Oilman's stores ... ..	35,598	41,023	38,230	53,185	80,686
F. Spices ... ..	69,718	146,097	118,098	51,704	72,948
G. Sugar ... ..	146,126	121,750	76,607	172,525	114,763
H. Tea ... ..	24,074	10,445	10,123	30,345	14,804
I. Other Food and Drink ... ..	235,609	333,020	256,402	325,129	237,979
J. Tobacco ... ..	192,580	315,702	332,732	143,957	348,434
<b>TOTAL, CLASS I ...</b>	<b>1,304,556</b>	<b>1,415,967</b>	<b>1,219,510</b>	<b>1,538,776</b>	<b>1,491,810</b>
<b>II.—RAW MATERIALS AND PRODUCE AND ARTICLES MAINLY UNMANUFACTURED—</b>					
A. Coal, Coke, and Patent fuel ... ..	480,931	325,080	543,025	626,088	781,304
B. Gums, Resins, and Lac ... ..	58,767	56,988	69,186	99,590	53,785
C. Hides and Skins, raw ... ..	711,896	393,071	352,207	1,291,492	363,274
D. Metallic ores and scrap iron or steel for re-manufacture ... ..	.....	8	40	1,139	.....
E. Oils ... ..	52,597	71,020	27,602	142,368	230,184
F. Seeds ... ..	86,660	44,351	54,360	86,979	67,649
G. Tallow, Stearine, and Wax ... ..	8,182	34,183	7,773	26,957	2,265
H. Textile materials ... ..	2,677	4,013	11,719	6,330	3,774
I. Wood and Timber ... ..	18,582	12,199	12,780	17,547	32,465
J. Miscellaneous ... ..	66,113	21,270	17,793	42,284	53,420
<b>TOTAL, CLASS II ...</b>	<b>1,436,395</b>	<b>993,128</b>	<b>1,090,564</b>	<b>2,340,772</b>	<b>1,698,010</b>
<b>III.—ARTICLES WHOLLY OR MAINLY MANUFACTURED—</b>					
A. Apparel ... ..	15,291	15,636	12,806	16,196	14,308
B. Arms, Ammunition and Military stores ... ..	84	159	214	420	3,248
C. Carriages and Carts, including cycles and motor cars ... ..	13,247	3,006	3,016	25,407	57,603
D. Chemicals, Drugs and Medicines ... ..	45,091	22,924	36,421	40,159	30,919
E. Cutlery, Hardware, Implements (except machine tools), and instruments ... ..	12,525	6,516	29,429	28,624	56,537
F. Dyes and Colours ... ..	10,722	26,821	26,843	25,712	43,315
G. Furniture, Cabinetware, and manufactures of Wood ... ..	1,424	592	1,805	4,668	7,528
H. Glassware and Earthenware ... ..	10,969	5,956	7,926	16,129	22,638
I. Hides and Skins, tanned or dressed, and Leather ... ..	6,261	362	5,941	6,968	3,325
J. Machinery of all kinds, including belting for machinery ... ..	8,432	6,538	13,106	13,069	37,454
K. Metals, Iron and Steel, and manufactures thereof ... ..	11,309	5,287	9,483	25,290	61,003
L. Metals other than Iron and Steel, and manufactures thereof ... ..	9,178	1,466	3,963	17,000	7,385
M. Paper, Pasteboard, and Stationery ... ..	18,398	11,939	14,754	23,433	31,015
N. Railway plant and Rolling stock ... ..	.....	.....	.....	4,825	649
O. Yarn and Textile fabrics ... ..	1,756,336	1,338,753	2,492,081	2,232,097	2,054,372
P. Miscellaneous ... ..	82,931	49,645	100,661	60,893	99,909
<b>TOTAL, CLASS III ...</b>	<b>2,005,200</b>	<b>1,496,690</b>	<b>2,748,549</b>	<b>2,578,910</b>	<b>2,582,672</b>
<b>V.—MISCELLANEOUS AND UNCLASSIFIED</b>					
... ..	114,455	190,672	120,597	122,916	152,915
<b>TOTAL ...</b>	<b>4,860,606</b>	<b>4,064,758</b>	<b>5,183,209</b>	<b>6,580,474</b>	<b>5,776,443</b>

EXPORTS.

544

No. 2A

A. SUMMARY of the VALUE of the EXPORTS of MERCHANDISE to BRITISH EMPIRE during each of the years 1916-1917 to 1920-1921.

	1916-1917.	1917-1918.	1918-1919.	1919-1920.	1920-1921.
	£	£	£	£	£
<b>I.—FOOD, DRINK, AND TOBACCO—</b>					
A. Fish (excluding canned fish) ... ..	2,334	695	845	4,403	10,118
B. Fruits and Vegetables ... ..	86,959	22,749	18,479	49,941	45,576
C. Grain, Pulse and Flour ... ..	120,937	81,424	98,931	136,387	59,820
D. Liquors ... ..	4,056	1,761	8,011	3,574	3,349
E. Provisions and Oilman's stores ... ..	23,956	6,425	4,538	8,364	15,824
F. Spices ... ..	24,525	33,354	38,838	21,481	7,878
G. Sugar ... ..	28,954	20,911	22,937	23,409	19,823
H. Tea ... ..	16,610	6,026	4,442	4,378	4,403
I. Other Food and Drink ... ..	140,618	589,125	360,997	409,033	334,156
J. Tobacco ... ..	71,442	52,496	59,761	68,621	82,184
TOTAL, CLASS I ... ..	470,386	814,966	607,774	730,091	582,437
<b>II.—RAW MATERIALS AND PRODUCE AND ARTICLES MAINLY UNMANUFACTURED—</b>					
A. Coal, Coko, and Patent fuel ... ..	869	.....	.....	.....	.....
B. Gums, Resins, and Lac ... ..	58,318	48,836	50,897	89,621	45,960
C. Hides and Skins, raw ... ..	577,101	247,541	227,129	572,771	236,751
D. Metallic ores and scrap iron or steel for re-manufacture ... ..	518	1,209	1,074	229	20
E. Oils ... ..	4,780	5,725	4,938	4,470	4,983
F. Seeds ... ..	1,069	8,060	645	2,533	200
G. Tallow, Stearins, and Wax ... ..	9,729	37,007	1,246	22,439	874
H. Textile materials ... ..	2,307	2,837	3,844	3,112	1,178
I. Wood and Timber ... ..	1,078	12	46	285	524
J. Miscellaneous ... ..	72,612	28,015	21,039	76,828	81,894
TOTAL, CLASS II ... ..	722,885	377,292	311,453	772,288	361,834
<b>III.—ARTICLES WHOLLY OR MAINLY MANUFACTURED—</b>					
A. Apparel ... ..	2,442	1,470	2,806	4,422	2,863
B. Arms, Ammunition and Military stores ... ..	50	140	93	297	511
C. Carriages and Carts, including cycles and motor cars ... ..	662	406	205	5,372	3,961
D. Chemicals, Drugs and Medicines ... ..	10,184	6,242	7,336	7,758	5,299
E. Cutlery, Hardware, Implements (except machine tools), and instruments ... ..	6,284	2,749	3,431	7,564	11,276
F. Dyes and Colours ... ..	3,511	4,225	4,709	3,841	7,014
G. Furniture, Cabinetware, and manufactures of Wood ... ..	2,159	501	233	336	2,313
H. Glassware and Earthenware ... ..	957	1,038	504	1,402	1,024
I. Hides and Skins, tanned or dressed, and Leather ... ..	398	6,404	99	25	245
J. Machinery of all kinds, including belting for machinery ... ..	3,046	1,590	598	3,246	4,289
K. Metals, Iron and Steel, and manufactures thereof ... ..	3,913	773	194	1,492	7,090
L. Metals other than Iron and Steel and manufactures thereof ... ..	2,778	3,378	2,833	8,423	4,306
M. Paper, Pasteboard, and Stationery ... ..	1,794	1,041	997	889	1,423
N. Railway plant and Rolling stock ... ..	.....	.....	.....	.....	.....
O. Yarn and Textile fabrics ... ..	341,362	172,399	209,817	342,298	236,905
P. Miscellaneous ... ..	7,977	8,465	10,259	6,394	13,993
TOTAL, CLASS III ... ..	386,917	210,816	244,114	393,759	307,639
<b>IV.—MISCELLANEOUS AND UNCLASSIFIED</b>					
... ..	41,263	49,677	23,099	30,935	64,851
TOTAL ... ..	1,621,450	1,452,751	1,186,445	1,927,078	1,316,811



*SUMMARY of the VALUE of the EXPORTS of MERCHANDISE to FOREIGN COUNTRIES during each of the years 1916-1917 to 1920-1921.*

	1916-1917.	1917-1918.	1918-1919.	1919-1920.	1920-1921.
	£	£	£	£	£
<b>I.—FOOD, DRINK, AND TOBACCO—</b>					
A. Fish (excluding canned fish) ... ..	580	200	341	177	1,540
B. Fruits and Vegetables ... ..	36,953	20,329	11,005	62,574	37,083
C. Grain, Pulse and Flour ... ..	177,363	104,670	138,633	192,808	131,418
D. Liquors ... ..	806	733	7,002	7,567	1,672
E. Provisions and Oilman's stores ... ..	28,288	8,620	4,830	8,378	22,811
F. Spices ... ..	66,594	61,882	67,721	53,233	50,411
G. Sugar ... ..	89,630	50,201	55,583	70,031	60,108
H. Tea ... ..	7,967	2,023	8,658	7,005	5,274
I. Other Food and Drink ... ..	217,617	49,064	72,601	197,683	188,725
J. Tobacco ... ..	172,508	212,900	176,503	144,331	165,923
<b>TOTAL, CLASS I ... ..</b>	<b>798,326</b>	<b>612,274</b>	<b>643,094</b>	<b>748,604</b>	<b>674,856</b>
<b>II.—RAW MATERIALS AND PRODUCE AND ARTICLES MAINLY UNMANUFACTURED—</b>					
A. Coal, Coke, and Patent fuel ... ..	.....	1,020	.....	.....	.....
B. Gums, Resins, and Lac ... ..	19,577	17,786	19,421	22,972	17,790
C. Hides and Skins, raw ... ..	480,500	166,124	461,024	1,550,524	237,718
D. Metallic ores and scrap iron or steel for re-manufacture ... ..	.....	142	27	71	16
E. Oils ... ..	35,126	14,673	18,283	53,789	72,763
F. Seeds ... ..	6,044	3,876	30,598	12,212	12,680
G. Tallow, Stearine, and Wax ... ..	1,397	581	6,045	3,981	1,403
H. Textile materials ... ..	743	1,143	7,083	2,861	1,202
I. Wood and Timber ... ..	609	774	442	1,709	2,841
J. Miscellaneous ... ..	2,294	512	5,749	12,921	7,276
<b>TOTAL, CLASS II ... ..</b>	<b>553,440</b>	<b>206,672</b>	<b>551,808</b>	<b>1,671,481</b>	<b>364,072</b>
<b>III.—ARTICLES WHOLLY OR MAINLY MANUFACTURED—</b>					
A. Apparel ... ..	6,222	6,772	4,729	7,872	5,061
B. Arms, Ammunition and Military stores ..	2,683	225	227	169	727
C. Carriages and Carts, including cycles and motor cars ... ..	707	863	534	2,952	3,451
D. Chemicals, Drugs and Medicines ... ..	9,767	9,431	31,053	21,745	16,404
E. Cutlery, Hardware, Implements (except machine tools), and instruments ... ..	3,942	4,209	3,224	9,355	15,552
F. Dyes and Colours ... ..	7,256	15,199	19,492	11,561	21,359
G. Furniture, Cabinetware, and manufactures of Wood ... ..	497	421	504	1,221	1,890
H. Glasware and Earthenware ... ..	4,774	3,772	3,097	7,009	10,939
I. Hides and Skins tanned or dressed, and Leather ... ..	2,934	198	4,009	3,102	2,567
J. Machinery of all kinds, including belting for machinery ... ..	1,626	1,503	2,919	3,423	7,908
K. Metals, Iron and Steel, and manufactures thereof ... ..	4,252	1,115	1,181	6,840	9,679
L. Metals other than Iron and Steel and manufactures thereof ..	2,010	1,594	816	4,720	3,350
M. Paper, Pasteboard, and Stationery ... ..	4,141	1,822	4,790	3,075	5,457
N. Railway Plant and Rolling Stock ... ..	.....	.....	200	.....	.....
O. Yarn and Textile fabrics ... ..	1,107,590	1,181,725	2,157,306	1,810,254	1,626,906
P. Miscellaneous ... ..	40,703	25,454	25,935	39,428	28,722
<b>TOTAL, CLASS III ... ..</b>	<b>1,196,509</b>	<b>1,255,131</b>	<b>2,255,679</b>	<b>1,929,066</b>	<b>1,765,617</b>
<b>IV.—MISCELLANEOUS AND UNCLASSIFIED</b>					
... ..	3,584	2,226	222	6,477	7,463
<b>TOTAL ... ..</b>	<b>2,553,859</b>	<b>1,976,124</b>	<b>2,350,504</b>	<b>4,366,518</b>	<b>2,802,606</b>

EXPORTS,

546

No. 20

SUMMARY of the VALUE of the EXPORTS of MERCHANDISE to BRITISH EMPIRE and FOREIGN COUNTRIES during each of the years 1916-1917 to 1920-1921.

	1916-1917.	1917-1918.	1918-1919.	1919-1920.	1920-1921.
	£	£	£	£	£
<b>I.—FOOD, DRINK, AND TOBACCO—</b>					
A. Fish (excluding canned fish) ... ..	2,914	955	1,186	4,580	11,658
B. Fruits and Vegetables ... ..	78,912	42,978	24,544	112,215	83,508
C. Grain, Pulse and Flour ... ..	298,300	186,094	237,564	329,195	191,038
D. Liquors ... ..	4,862	2,496	10,013	6,141	5,021
E. Provisions and Oilman's stores ... ..	52,244	15,045	9,368	16,737	38,655
F. Spices ... ..	91,119	95,236	106,557	77,764	57,789
G. Sugar ... ..	118,584	71,112	78,520	99,440	38,984
H. Tea ... ..	24,567	8,649	13,100	12,748	9,680
I. Other Food and Drink ... ..	858,260	638,189	433,689	606,918	523,891
J. Tobacco ... ..	243,950	266,486	236,327	212,952	248,119
<b>TOTAL, CLASS I ...</b>	<b>1,208,712</b>	<b>1,327,240</b>	<b>1,150,868</b>	<b>1,478,685</b>	<b>1,257,293</b>
<b>II.—RAW MATERIALS AND PRODUCE AND ARTICLES MAINLY UNMANUFACTURED—</b>					
A. Coal, Coke, and Patent fuel ... ..	869	1,020	.....	.....	.....
B. Gums, Resins, and Lac ... ..	72,995	66,622	70,318	122,993	63,750
C. Hides and Skins, raw ... ..	1,063,661	413,075	691,033	2,123,295	464,469
D. Metallic ores and scrap iron or steel for re-manufacture ..	513	1,351	1,701	800	36
E. Oils ... ..	39,915	20,398	23,224	58,259	77,748
F. Seedal ... ..	7,713	11,956	31,243	14,776	13,880
G. Tallow, Stearino, and Wax ... ..	11,426	37,583	7,291	26,370	2,277
H. Textile materials ... ..	3,050	3,932	10,879	5,973	2,381
I. Wood and Timber ... ..	1,777	786	489	2,054	3,365
J. Miscellaneous ... ..	74,906	26,587	26,788	69,749	88,670
<b>TOTAL, CLASS II ...</b>	<b>1,276,825</b>	<b>593,965</b>	<b>862,966</b>	<b>2,443,769</b>	<b>716,556</b>
<b>III.—ARTICLES WHOLLY OR MAINLY MANUFACTURED—</b>					
A. Apparel ... ..	8,664	9,247	7,545	12,294	8,824
B. Arms, Ammunition and Military stores ... ..	2,786	375	320	456	1,236
C. Carriages and Carts, including cycles and motor cars ...	1,369	1,271	739	8,324	12,005
D. Chemicals, Drugs and Medicines ... ..	19,951	15,673	38,989	29,503	29,703
E. Cutlery, Hardware, Implements (except machine tools), and instruments ... ..	10,226	7,748	6,655	17,419	26,828
F. Dyes and Colours ... ..	10,787	19,424	18,201	15,402	31,403
G. Furniture, Cabinetware, and manufactures of Wood... ..	2,656	982	737	1,557	4,193
H. Glassware and Earthenware ... ..	5,731	4,810	4,201	9,101	11,963
I. Hides and Skins, tanned or dressed, and Leather ... ..	3,332	6,602	5,061	3,127	2,802
J. Machinery of all kinds, including belting for machinery ...	4,072	3,093	2,917	6,669	12,387
K. Metals, Iron and Steel, and manufactures thereof ... ..	7,565	1,883	1,375	8,382	16,769
L. Metals other than Iron and Steel and manufactures thereof ..	4,728	4,967	3,649	13,153	7,662
M. Paper, Pasteboard, and Stationery ... ..	5,935	2,864	5,787	8,964	6,879
N. Railway plant and Rolling stock ... ..	.....	.....	800	.....	.....
O. Yarn and Textile fabrics ... ..	1,448,953	1,354,134	2,367,123	2,152,652	1,663,810
P. Miscellaneous ... ..	48,630	33,919	36,194	45,822	42,730
<b>TOTAL, CLASS III ...</b>	<b>1,585,426</b>	<b>1,465,997</b>	<b>2,499,793</b>	<b>2,332,825</b>	<b>2,073,266</b>
<b>IV.—MISCELLANEOUS AND UNCLASSIFIED</b>					
... ..	44,846	51,973	23,323	37,412	72,314
<b>TOTAL ...</b>	<b>4,175,309</b>	<b>3,429,175</b>	<b>4,536,949</b>	<b>6,292,691</b>	<b>4,119,419</b>

ABSTRACT TABLES  
IMPORTS AND EXPORTS.

No. 1.

547

VALUE (in POUNDS) of the SEA-BORNE TRADE of ADEN with FOREIGN COUNTRIES and with INDIA, EXCLUSIVE of GOVERNMENT STORES and TREASURE, in each official year from 1916-1917 to 1920-1921.

		1916-17.	1917-18.	1918-19.	1919-20.	1920-21.
		£	£	£	£	£
Imports	Merchandise	4,300,808	4,081,783	3,183,308	6,330,474	4,775,443
	Treasure	634,143	333,098	180,408	348,108	347,888
	TOTAL	4,934,951	4,414,881	3,363,716	6,678,582	5,123,331
Exports	Merchandise	4,175,300	3,439,175	4,336,949	6,302,801	4,119,419
	Treasure	642,508	174,514	30,563	98,838	1,048,227
	TOTAL	4,817,808	3,613,689	4,367,512	6,401,639	5,167,646
GRAND TOTAL, IMPORTS AND EXPORTS		9,752,759	8,028,570	7,731,228	13,080,221	10,290,977

No. 2.

VALUE (in POUNDS) of the TOTAL IMPORTS and EXPORTS of GOVERNMENT STORES and TREASURE from and to FOREIGN and INDIAN PORTS, in each official year from 1916-1917 to 1920-1921.

		1916-17.	1917-18.	1918-19.	1919-20.	1920-21.
		£	£	£	£	£
Imports	Stores	11,383	5,029	8,023	19,636	16,388
	Treasure	78,133	231,263	17,487	148,873	21,583
	TOTAL	89,516	236,292	25,510	168,519	37,971
Exports	Stores	3,041	2,743	9,084	23,737	9,088
	Treasure	48,087	140,148	24,826	137,491	208,984
	TOTAL	51,128	142,891	33,910	161,228	218,072
GRAND TOTAL, IMPORTS AND EXPORTS		140,644	379,183	59,420	329,747	256,043

TRADE WITH COUNTRIES.

1916-17 to 1920-21.

548-

No.

VALUE (in Pounds) of the IMPORTS of MERCHANDISE and TREASURE (excluding in INDIA, in each OFFICIAL YEAR from

COUNTRIES.	1916-1917.			1917-1918.		
	Merchandise.	Treasure.	Total.	Merchandise.	Treasure.	Total.
<b>EUROPE—</b>	£	£	£	£	£	£
United Kingdom	540,524	.....	540,524	350,665	.....	350,665
Austria	2,800	.....	2,800	113	.....	113
France	21,419	.....	21,419	3,063	.....	3,063
Germany	27	.....	27	.....	.....	.....
Greece	843	.....	843	214	.....	214
Italy	20,308	300	20,608	10,070	.....	10,070
Russia	.....	.....	.....	.....	.....	.....
Other Countries	6,718	.....	6,718	658	.....	658
<b>AFRICA AND ADJACENT ISLANDS—</b>						
Suakin and Port Sudan	1,053	567	1,620	151	.....	151
Egypt, including Suakin and Ports north of the latter	41,870	150	42,020	41,517	123	41,640
North Africa, including Morocco, Algeria, Tripoli and Tunis	.....	.....	.....	.....	.....	.....
Abyssinia—Mossawah	17,596	1,037	18,633	11,487	.....	11,487
Jibouti and Obokh	474,500	80,256	554,756	418,503	41,255	459,758
Eastern Coast of Africa (comprising the Coast between Natal and Abyssinia)—						
Danakil Coast	7,838	5,730	13,568	9,741	2,824	11,405
Berbera, Bulhar, Zalla	286,278	20,396	306,674	216,961	20,175	246,136
Independent Somali Ports	70,475	117	70,592	57,776	.....	57,776
Zanzibar and Territories of the Sultan, including Mombasa and Pemba	63,676	4,345	68,021	66,504	627	67,131
British East Africa	.....	.....	.....	.....	.....	.....
East Africa (German Ports)	.....	.....	.....	.....	.....	.....
Mozambique—Portuguese East Africa	164,911	.....	164,911	170,237	.....	170,237
Other East African, including Italian, Ports	45,420	4,630	50,050	12,879	.....	12,879
Madagascar, including Comoro	612	.....	612	140	.....	140
Mauritius and Dependencies	413	.....	413	.....	.....	.....
Reycholes	451	.....	451	200	.....	200
Natal	18,436	.....	18,436	31,435	.....	31,435
UNITED STATES	229,213	.....	229,213	89,216	.....	89,216
AUSTRALIA	207	.....	207	2,846	.....	2,846
<b>ASIA—</b>						
<b>Arabia—</b>						
Jeddah	5,011	29,643	34,654	30	22,197	22,217
Hodeida	.....	.....	.....	.....	.....	.....
Lohia	.....	.....	.....	.....	.....	.....
Galzan	248,007	207,104	455,111	238,293	157,197	415,490
Mokha	20,587	5,801	26,388	.....	.....	.....
Independent Arabian Gulf Ports	67,789	61,837	129,626	93,731	67,327	161,048
Masbat	6,068	.....	6,068	4,374	.....	4,374
Other Ports in Arabia	18,234	1,918	20,152	6,774	13,445	20,219
Perim	1,703	213	1,916	1,168	.....	1,168
Turkey in Asia	52,114	.....	52,114	27,753	.....	27,753
Perala	25,823	.....	25,823	15,033	.....	15,033
Bahrain Island	.....	.....	.....	.....	.....	.....
China (Hongkong)	6,498	.....	6,498	2,900	.....	2,900
Asiatic Turkey, Persian Gulf...	.....	.....	.....	.....	.....	.....
Straits Settlements	25,030	766	25,796	5,953	.....	5,953
Other countries in Asia	12,633	.....	12,633	529	.....	529
<b>TOTAL OF FOREIGN COUNTRIES</b>	<b>3,549,345</b>	<b>43,743</b>	<b>3,593,088</b>	<b>1,920,049</b>	<b>333,020</b>	<b>2,253,069</b>
<b>INDIA—</b>						
Bombay	2,052,146	400	2,052,546	2,091,213	89	2,091,303
Katichi	65,489	.....	65,489	6,022	.....	6,022
Calcutta	189,333	.....	189,333	43,385	.....	43,385
Other Ports	3,738	.....	3,738	4,078	.....	4,078
<b>TOTAL OF INDIAN PORTS</b>	<b>2,311,601</b>	<b>400</b>	<b>2,311,601</b>	<b>2,144,698</b>	<b>89</b>	<b>2,144,787</b>
<b>GRAND TOTAL OF IMPORTS</b>	<b>4,860,946</b>	<b>434,143</b>	<b>5,295,089</b>	<b>4,064,747</b>	<b>333,069</b>	<b>4,397,816</b>

TRADE WITH COUNTRIES.  
1916-17 to 1920-21.

3.

GOVERNMENT STORES and TREASURE) from each FOREIGN COUNTRY and PORTS  
1916-17 to 1920-21 into the PORT of ADEN.

1916-1919.			1919-1920.			1920-1921.		
Merchandise.	Treasure.	Total.	Merchandise.	Treasure.	Total.	Merchandise.	Treasure.	Total.
£	£	£	£	£	£	£	£	£
656,708	.....	656,708	609,149	100	609,249	720,716	.....	720,716
.....	.....	.....	608	.....	608	16,400	267	16,667
2,959	.....	2,959	15,257	.....	15,257	13,373	.....	13,373
.....	.....	.....	.....	.....	.....	2,289	.....	2,289
.....	.....	.....	467	.....	467	1,602	.....	1,602
3,311	.....	3,311	11,549	.....	11,549	26,788	2,667	29,455
.....	.....	.....	.....	.....	.....	.....	.....	.....
943	.....	943	2,635	.....	2,635	71,776	.....	71,776
7	.....	7	10,075	.....	10,075	1,743	.....	1,743
54,711	.....	54,711	57,399	870	58,269	61,826	1,974	63,800
.....	.....	.....	.....	.....	.....	.....	.....	.....
14,137	260	14,397	72,263	1,863	74,126	44,106	22,244	66,350
323,891	31,810	355,701	907,539	124,469	1,032,008	289,627	130,706	420,333
.....	.....	.....	.....	.....	.....	.....	.....	.....
7,333	.....	7,333	14,564	120	14,724	6,407	773	7,180
235,333	10,297	245,630	239,730	2,897	242,627	147,088	42,647	189,735
59,519	106	59,625	69,102	.....	69,102	20,198	.....	20,198
264,659	.....	264,659	278,143	800	278,943	226,910	.....	226,910
.....	.....	.....	994	.....	994	809	.....	809
.....	.....	.....	.....	.....	.....	253	.....	253
171,310	.....	171,310	190,191	.....	190,191	127,226	.....	127,226
12,878	404	13,282	142,316	7,243	149,559	72,826	12,728	85,554
170	207	377	60	.....	60	29	.....	29
.....	.....	.....	.....	.....	.....	2	.....	2
98	.....	98	.....	.....	.....	787	.....	787
226,182	.....	226,182	2	.....	2	26,915	.....	26,915
16,859	.....	16,859	662,972	.....	662,972	501,609	.....	501,609
1	.....	1	.....	.....	.....	.....	.....	.....
.....	.....	.....	.....	.....	.....	.....	.....	.....
4,520	2,564	7,084	6,020	6,712	11,732	2,004	18,623	19,627
433	2,717	3,150	79,170	61,764	140,934	140,166	212,222	252,417
.....	.....	.....	243	.....	243	.....	.....	.....
155,970	28,352	184,322	212,772	6,612	219,384	15,747	19,928	20,695
.....	.....	.....	71,989	23,791	95,780	82,172	54,686	130,858
129,443	61,071	190,514	189,074	18,077	207,151	167,472	28,017	195,489
7,296	.....	7,296	17,735	.....	17,735	10,226	.....	10,226
4,069	3,420	7,489	2,004	212	2,216	1,180	.....	1,180
508	.....	508	1,733	2,263	4,286	2,200	.....	2,200
13,677	.....	13,677	73	.....	73	.....	.....	.....
6,743	.....	6,743	.....	.....	.....	.....	.....	.....
.....	.....	.....	2,231	.....	2,231	264	.....	264
491	.....	491	1,010	.....	1,010	87	.....	87
.....	.....	.....	125,860	.....	125,860	286,207	.....	286,207
1,492	.....	1,492	1,799	.....	1,799	19,202	.....	19,202
1,227	.....	1,227	990	.....	990	20,261	.....	20,261
2,374,433	176,916	2,551,349	2,965,666	249,106	3,214,772	2,167,892	547,666	2,715,558
.....	.....	.....	.....	.....	.....	.....	.....	.....
2,773,374	2,487	2,775,861	2,526,230	.....	2,526,230	2,223,171	.....	2,223,171
12,117	.....	12,117	23,650	.....	23,650	186,221	.....	186,221
546	.....	546	56,278	.....	56,278	174,248	.....	174,248
18,739	.....	18,739	9,123	.....	9,123	4,941	.....	4,941
2,810,776	2,487	2,813,263	2,626,066	.....	2,626,066	2,617,611	.....	2,617,611
6,126,209	180,405	6,306,614	6,620,674	249,106	6,869,780	5,775,429	547,666	6,323,095

TRADE WITH COUNTRIES.

1916-17 to 1920-21.

550

No.

VALUE (in Pounds) of the EXPORTS of MERCHANDISE and TREASURE (excluding in INDIA, in each OFFICIAL YEAR from

COUNTRIES.	1916-1917.			1917-1918.		
	Merchandise.	Treasure.	Total.	Merchandise.	Treasure.	Total.
<b>EUROPE—</b>						
United Kingdom	639,311	154,796	794,107	236,402	.....	236,402
Austria	.....	.....	.....	.....	.....	.....
France	78,308	.....	78,308	58,905	.....	58,905
Germany	.....	.....	.....	.....	.....	.....
Spain	.....	.....	.....	.....	.....	.....
Italy	51,804	.....	51,804	25,268	.....	25,268
Other Countries...	5,351	.....	5,351	2,886	.....	2,886
<b>AFRICA AND ADJACENT ISLANDS—</b>						
Sudan and Port Sudan	194,539	.....	194,539	108,161	.....	108,161
Egypt	166,011	.....	166,011	430,660	.....	430,660
North Africa (Morocco, Algeria, Tripoli, Tunis)...	1,783	.....	1,783	386	.....	386
Mossawah	258,916	.....	258,916	137,405	.....	137,405
Jibuti and Obokh	782,216	8,483	790,699	927,978	.....	927,978
Eastern Coast of Africa (comprising the Coast between Natal and Abyssinia)— Dankali Coast	18,985	.....	18,985	30,956	.....	30,956
Berbera Bulbar, Zalla, Karam and Hais	307,341	17,333	324,674	213,949	16,033	230,982
Independent Somali Ports	64,484	2,353	66,837	28,291	2,033	30,324
Zanzibar and Territories of the Sultan, including Mombasa and Pemba	73,408	6,669	80,077	24,012	7,897	31,909
East Africa (German Ports)	.....	.....	.....	.....	.....	.....
Mozambique—Portuguese East Africa	268	.....	268	1,107	.....	1,107
Other East African, including Italian, Ports	86,268	302	86,570	113,008	.....	113,008
Madagascar, including Comoro	14,117	267	14,384	10,961	.....	10,961
Mauritius and Dependencies	2,444	.....	2,444	2,167	.....	2,167
Réunion	453	.....	453	223	.....	223
Cape Colony	.....	.....	.....	.....	.....	.....
Seychelles	2,322	.....	2,322	2,665	.....	2,665
<b>UNITED STATES</b>	485,650	.....	485,650	89,442	.....	89,442
Canada	600	.....	600	.....	.....	.....
<b>AUSTRALIA AND NEW ZEALAND</b>	7,657	.....	7,657	5,286	.....	5,286
<b>ASIA—</b>						
Jeddah	84,086	.....	84,086	104,280	.....	104,280
Hodeida	.....	.....	.....	.....	.....	.....
Loha	.....	.....	.....	.....	.....	.....
Galka	226,783	.....	226,783	217,651	.....	217,651
Persian and other Islands in the Red Sea	12,237	736	12,973	2,822	.....	2,822
Mokha	7,160	.....	7,160	.....	.....	.....
Independent Arabian Gulf Ports	179,600	9,670	189,270	180,001	2,901	182,902
Makka	2,521	.....	2,521	2,597	.....	2,597
Konfida & Saliff	.....	.....	.....	.....	.....	.....
Medi	.....	.....	.....	.....	.....	.....
Other Ports	.....	.....	.....	.....	.....	.....
Perim	17,451	2,244	19,695	10,673	.....	10,673
Turkey in Asia—Levant and Black sea	4,196	957	5,153	6,642	.....	6,642
Asia & Turkey—Persian Gulf...	.....	.....	.....	.....	.....	.....
Persia	1,513	.....	1,513	213	.....	213
China (Hongkong)...	2,736	.....	2,736	1,766	.....	1,766
Straits Settlements	875	.....	875	2,686	.....	2,686
Other Countries	10,726	.....	10,726	2,719	.....	2,719
<b>TOTAL OF FOREIGN COUNTRIES</b>	2,822,972	211,638	3,034,610	2,117,127	29,044	2,146,171
<b>INDIA—</b>						
Bombay	214,453	230,667	445,120	116,337	145,470	261,807
Calcutta	61,037	.....	61,037	188,772	.....	188,772
Other Ports	16,947	.....	16,947	2,919	.....	2,919
<b>TOTAL OF INDIAN PORTS</b>	292,437	230,667	523,104	312,028	145,470	457,498
<b>GRAND TOTAL OF EXPORTS</b>	4,115,409	442,305	4,557,714	2,429,155	174,514	2,603,669

TRADE WITH COUNTRIES.

1916-17 to 1920-21.

4.

GOVERNMENT STORES and TREASURE) to each FOREIGN COUNTRY and PORTS  
1916-17 to 1920-21 from the PORT of ADEN.

1918-1919.			1919-1920.			1920-1921.		
Merchandise.	Treasure.	Total.	Merchandise.	Treasure.	Total.	Merchandise.	Treasure.	Total.
£	£	£	£	£	£	£	£	£
234,818	.....	234,818	708,008	2,873	708,883	288,282	52,887	341,169
.....	.....	.....	1,020	.....	1,020	4,380	.....	4,380
172,838	.....	172,838	404,726	.....	404,726	100,511	.....	100,511
.....	.....	.....	.....	.....	.....	8,708	.....	8,708
.....	.....	.....	18,200	.....	18,200	8,042	.....	8,042
32,153	.....	32,153	33,319	.....	33,319	12,400	.....	12,400
17,187	.....	17,187	16,414	.....	16,414	22,028	.....	22,028
70,592	.....	70,592	54,898	.....	54,898	121,251	.....	121,251
364,304	.....	364,304	238,250	.....	238,250	281,042	236	281,278
1,033	.....	1,033	98	.....	98	278	.....	278
374,098	.....	374,098	247,417	.....	247,417	238,234	.....	238,234
1,394,875	.....	1,394,875	1,067,252	888	1,068,140	788,228	.....	788,228
23,482	.....	23,482	18,408	.....	18,408	11,911	.....	11,911
216,304	14,000	230,304	230,917	5,008	235,925	202,416	8,887	209,008
86,061	.....	86,061	78,908	.....	78,908	24,240	100	24,340
18,486	.....	18,486	26,119	.....	26,119	17,875	.....	17,875
.....	.....	.....	671	.....	671	1,987	.....	1,987
200	.....	200	250	.....	250	1,772	.....	1,772
236,992	.....	236,992	192,304	310	192,614	144,008	4,241	148,249
3,299	.....	3,299	20,068	.....	20,068	8,984	.....	8,984
326	.....	326	690	.....	690	2,871	.....	2,871
200	.....	200	.....	.....	.....	4	.....	4
.....	.....	.....	.....	.....	.....	67	.....	67
119	.....	119	.....	.....	.....	.....	.....	.....
311,845	.....	311,845	1,282,202	.....	1,282,202	228,888	4,000	232,888
.....	.....	.....	.....	.....	.....	208	.....	208
5,001	.....	5,001	5,008	.....	5,008	8,180	.....	8,180
42,506	.....	42,506	24,215	.....	24,215	26,272	112	26,384
1,875	.....	1,875	198,044	.....	198,044	408,291	1,000	409,291
67	.....	67	7,080	.....	7,080	2,017	.....	2,017
344,091	.....	344,091	979,748	21,084	400,788	77,297	.....	77,297
6,080	172	6,252	12,178	.....	12,178	8,865	.....	8,865
.....	.....	.....	148,794	.....	148,794	112,054	.....	112,054
292,228	1,144	293,372	164,542	19,221	183,763	221,728	107,228	328,956
8,526	.....	8,526	2,228	.....	2,228	8,748	.....	8,748
.....	.....	.....	.....	.....	.....	11,741	.....	11,741
.....	.....	.....	.....	.....	.....	122,721	.....	122,721
.....	.....	.....	2,291	.....	2,291	.....	.....	.....
16,722	8,247	24,969	18,656	11,442	30,098	26,228	20,147	46,375
7,044	.....	7,044	22,240	.....	22,240	1,084	.....	1,084
.....	.....	.....	6,800	.....	6,800	11,751	8,840	18,591
1,891	.....	1,891	862	.....	862	1,540	.....	1,540
1,058	.....	1,058	2,787	.....	2,787	687	.....	687
823	.....	823	3,948	.....	3,948	12,228	.....	12,228
26,222	.....	26,222	4,214	.....	4,214	7,408	67	7,475
4,308,180	20,562	4,328,742	6,664,102	61,482	6,725,584	2,727,724	200,262	2,927,986
101,626	.....	101,626	289,774	27,822	317,596	228,788	848,284	1,067,072
120,906	.....	120,906	141,221	.....	141,221	172,288	.....	172,288
6,222	.....	6,222	14,524	.....	14,524	2,978	.....	2,978
228,788	.....	228,788	426,588	27,252	453,840	291,888	248,284	1,240,172
4,228,940	20,568	4,249,508	6,228,891	89,222	6,318,113	2,412,412	1,048,227	3,460,639

ABSTRACT TABLES.

IMPORTS.

552

No. 5.

TOTAL QUANTITIES and VALUE of ARTICLES IMPORTED.

ARTICLES.	QUANTITIES.					VALUE.				
	1916-1917.	1917-1918.	1918-1919.	1919-1920.	1920-1921.	1916-1917.	1917-1918.	1918-1919.	1919-1920.	1920-1921.
<b>Animals, living—</b>										
Horses ... No.	113,408	103,802	97,079	84,947	43,674	71,640	78,153	75,468	31,332	26,066
Other kinds ...										
<b>Total Animals, living ... No.</b>	<b>113,408</b>	<b>103,802</b>	<b>97,079</b>	<b>84,947</b>	<b>43,674</b>	<b>71,640</b>	<b>78,153</b>	<b>75,468</b>	<b>31,332</b>	<b>26,066</b>
<b>Apparel (excluding hosiery and boots and shoes)—</b>										
Apparel (including drapery, uniforms, accoutrements) ... Value.						9,512	7,976	6,266	6,323	6,607
Gold and Silver thread ...						238	1		30	127
Hats, caps, bonnets and hatter's wares ...						111	530	709	1,246	2,442
Lamé ... Lbs.	248			2,149	3,903	753	73	156	499	1,354
Second hand clothing ... Value.										
Water-proofed clothing ...						16	61			
<b>Total Apparel ... Value.</b>						<b>10,627</b>	<b>8,647</b>	<b>7,131</b>	<b>10,068</b>	<b>9,400</b>
<b>Arms, Ammunition and Military stores—</b>										
Cartridge cases—										
Filled ... No.	13,080	3,000	4,170	8,328	119,440	69	36	112	100	2,354
Empty ...			2,800	6,000	650			15	7	3
Explosives—										
Blasting fuse ... Lbs.					60					3
Dynamite ... Cwt.										
Detonators ... Nos.				2					4	
Firearms and parts thereof ... Value.						20	29	37	213	709
Gunpowder—										
Common ... Lbs.										
Sporting ...										
Other sorts ... Value.						7	94	50	98	314
<b>Total Arms, Ammunition and Military Stores ... Value.</b>						<b>88</b>	<b>169</b>	<b>214</b>	<b>420</b>	<b>3,343</b>
<b>Art, works of (other than pictures) —</b>										
Boston —						338	123	44	164	1,237
Manufactured except for packing ... Value.									23	77
<b>Baskets and Basketware ...</b>						170	71	130	434	843
<b>Belting for machinery—</b>										
Of leather ... Value.						189	405	954	130	891
Of cotton ...									74	8
Of other materials ...						143	98	1,707	13	49
<b>Total Belting for Machinery ... Value.</b>						<b>332</b>	<b>503</b>	<b>2,661</b>	<b>217</b>	<b>649</b>
<b>Books, printed, and printed matter (not being stationery) including maps and charts ... Cwt.</b>	880	306	225	192	348	3,696	2,417	2,635	2,300	4,088
<b>Boots and Shoes—</b>										
Of leather ... Pairs.	3,761	7,393	8,739	15,891	11,431	922	1,391	1,846	4,673	3,552
Of other materials ...	26,946	61,971	27,261	6,824	9,635	3,743	5,005	8,329	1,435	1,395
<b>Total Boots and Shoes ... Pairs.</b>	<b>30,707</b>	<b>69,364</b>	<b>35,999</b>	<b>22,715</b>	<b>21,066</b>	<b>4,664</b>	<b>6,396</b>	<b>10,175</b>	<b>6,108</b>	<b>4,947</b>
<b>Bristles and Fibre for brushes and brooms ... Cwt.</b>										
<b>Brushes and Brooms ... Doz.</b>	1,551	1,056	9,961	487		425	333	625	205	108
Paint and Varnish brushes ...				175					170	
Toilet brushes ...				86	100				33	86
Other brushes ...				160	447				115	191
Brooms ...				408	304				50	67
<b>Total of Brushes and Brooms ... Doz.</b>				<b>1,368</b>	<b>1,000</b>				<b>573</b>	<b>453</b>
<b>Building and Engineering materials, other than iron, steel or wood—</b>										
<b>Asphalt—</b>										
Bricks ... No.	17,402		3,153	1,980	2,109	157		37	20	72
Cement ... Cwt.	7,376	2,648	1,740	4,641	3,956	2,040	903	995	2,207	1,561
Port land ...				3,332	3,223				1,020	4,197
Bricks, other than fire bricks ... Nos.					5,200					88
Boiler casing ... Cwt.					13					67
Chalk and Lime, including French										
Clay ...	18,514	14,369	11,457	10,555	14,941	834	791	911	1,415	1,782
Clay ...	216	6	170	219	315	45	7	59	81	50
Pipes of Earthenware ...	772	69	421		500	338	216	273		191
Tiles ...		200		5,700	27,809		1		207	301
Other kinds ... No.	88	188	15	249	209	193	336	21	51	150
<b>Total Building and Engineering Materials, Value.</b>						<b>3,614</b>	<b>2,323</b>	<b>2,320</b>	<b>5,004</b>	<b>8,457</b>
<b>Buttons of all sorts ... Value.</b>						581	200	344	199	99
Metal ...									4	143
Other sorts ...									261	
<b>Total value of Buttons ...</b>									<b>665</b>	<b>243</b>
<b>Candles of all kinds ... Lbs.</b>	178,086	5,690	217,589	185,903	36,044	2,778	323	6,890	5,633	1,971
<b>Canes and Rattans ... Cwt.</b>	72	141	494	273	130	114	287	1,025	654	210
<b>Carriages and Carts (excluding railway carriages) and parts thereof—</b>										
Carriages and Carts ... No.	3	14	3	10	15	6	27	17	225	105
Parts of Carriages and Carts (excluding rubber tyres) ... Value.										
Perambulators and Children's go-cart ... No.						250	100	116	250	172
<b>Total Carriages and Carts ... Value.</b>						<b>265</b>	<b>126</b>	<b>135</b>	<b>575</b>	<b>339</b>





ABSTRACT TABLES.  
IMPORTS.

No. 5—continued.

554

TOTAL QUANTITIES and VALUE of ARTICLES IMPORTED—continued.

ARTICLES.	QUANTITIES.					VALUE.				
	1916-1917.	1917-1918.	1918-1919.	1919-1920.	1920-1921.	1916-1917.	1917-1918.	1918-1919.	1919-1920.	1920-1921.
<b>Drugs and Medicines (excluding chemicals and narcotics)—continued.</b>						£	£	£	£	£
Proprietary and patent medicines ... Value.						1,989	2,143	2,781	2,422	2,7
Quinine and alkaloids thereof (including cinchona and peruvian bark) ... Lbs.					85					
Quinine sulphate and bisulphate ... "			78	70	15		2	27	37	
Hydrochloride or dihydrochloride, Lb.				8					8	
salt, other sorts ... "			10					110		
Samaripilla and preparations thereof ... Value.					3	8	51	23		
Storax (including liquid storax rose melloses) ... Lbs.					8,783					
Other sorts of drugs and medicines ... Value.						15,616	5,970	9,741	10,203	12,7
<b>Total Drugs and Medicines ... Value.</b>						17,976	8,249	13,157	14,385	17,1
<b>Dyeing and Tanning Substances—</b>										
Cochineal ... Cwt.										
Cutch and gambier ... "										
Dyes obtained from coal tar—										
Alizarine ... Lbs.				4,016	4,743				2,534	3,40
Aniline ... "					2,500					78
Others ... "										
Indigo, synthetic ... Cwt.	14,732	20	13	69	896	501	1,000	247	2,648	12,70
Saffron ... Lbs.	548		5	679	133	148		58	97	12
Other sorts (including iso-dye) ... Cwt.	2,708	7,461	8,800	1,782	5,210	4,732	23,310	20,423	9,686	17,40
<b>Total Dyeing and Tanning substances ... Value.</b>						5,381	24,310	20,723	15,075	32,40
<b>Earthenware and Porcelain (excluding pipes of earthenware)</b>										
Electroplated ware ... "						1,112	1,666	1,018	8	9,30
Porcelain, other kinds ... "						133	42	6	8,796	
Electrical ... "									867	1,30
Feathers ... Lbs.	1,946	544	1,534	4,503	2,467	1,329	433	3,179	8,613	2,30
Fireworks ... Value.										
<b>Fish (excluding canned fish)—</b>										
Fish, dry, unsalted ... Cwt.	873	25	8	369	2,347	394	5	20	284	1,631
" " salted ... "	950	1,121	330	405	956	614	635	416	348	763
Fishmaws and sharkfins ... "	253	127	693	922	2,531	229	130	81	1,463	2,46
Fish, wet, salted (mackerel) ... "										
" other sorts ... "			7	2						
<b>Total Fish ... Cwts.</b>	1,576		413	1,738	5,634	1,026	970	536	2,102	3,54
<b>Fodder, Bran and Pollards (excluding oil-cake)</b> ... Cwts.	25,474	14,709	17,464	8,859	9,313	5,828	6,905	9,554	5,311	5,45
<b>Fruits and Vegetables—</b>										
Fresh fruits and vegetables—										
Fresh fruits—										
Cocoanuts ... No.	27,220	17,726	13,920	56,100	20,775	176	161	128	305	22
Others ... Value.						2,500	668	717	2,564	5,70
Fresh vegetables of all kinds ... "						12,334	9,329	9,373	13,516	14,62
fruits and vegetables) dried, salted, or preserved, not being canned or bottled—										
Almonds ... Cwt.	189	100	80	316	53	724	435	428	1,622	194
Currents and raisins ... "	464	480	104	440	781	1,157	1,163	241	1,415	1,630
Dates ... "	188,036	73,772	34,965	182,453	169,173	78,636	40,526	29,390	143,621	1,54,462
Other sorts ... "	649	475	11,407	2,508	4,359	1,003	1,384	11,880	4,542	6,47
<b>Total Fruits and Vegetables ... Value.</b>						98,680	52,663	51,641	106,440	1,83,207
<b>Furniture and Cabinetware—</b>										
Bedsteads ... Value.										
Furniture of wood (other than bedsteads) ... "						52	3	41	229	46
Furniture of other materials (other than bedsteads) ... "						370	305	493	2,181	2,48
Mockings ... "						729	385	1,002	1,105	1,577
Cabinetware and furniture ... "										
<b>Total Furniture and Cabinetware ... Value.</b>						1,051	673	1,611	3,496	4,61

ARTICLES.	QUANTITY.					VALUE.				
	1916-1917.	1917-1918.	1918-1919.	1919-1920.	1920-1921.	1916-1917.	1917-1918.	1918-1919.	1919-1920.	1920-1921.
<b>Glass and Glassware—</b>						\$	\$	\$	\$	\$
Bangles ... .. Valus.						88	304	108	613	1,730
Beads and false pearls ... .. Cwts.	763	48	79	18	73	3,331	307	682	140	400
Bottles and phials— Sodawater bottles ... .. Gross.	681	973	839	819	838	881	1,888	1,966	2,608	2,880
Others ... ..	1,041.7	630	1,480	4,063.1	1,607	455	311	508	1,640	6.3
Funnels, globes, and glass parts of lamps. Valus.						863	220	784	1,008	1,613
Sheet and plate ... .. Supl. feet.			827	7,945	10,377			103	684	1,085
Tableware—(including decanters, tumblers, etc.) ... .. Valus.						558	341	1,358	610	1,484
Other glassware ... ..						1,388	672	1,388	1,686	2,741
<b>Total glass and glassware ... Valus.</b>						6,977	4,018	6,389	8,661	11,671
<b>Grain, Pulse and Flour—</b>										
Barley ... .. Cwts.	1,024	3,030	86	1,234	647	835	3,148	48	1,083	403
Beans (dry) ... ..				453	733				813	6.7
Gram ... ..	8,551	8,042	20,461	6,650	7,680	4,361	6,304	18,330	7,680	7,130
Jawar and Bajra ... ..	830,790	123,037	20,738	83,063	89,987	138,686	79,179	16,721	81,647	61,800
Oats ... ..										
Pulse ... ..	7,413	5,433	3,290	3,174	4,328	4,346	4,484	3,348	4,328	8,449
Rice in the husk ... ..					8					6
" not in the husk ... ..	945,610	300,320	198,331	387,311	181,839	333,667	163,689	184,038	368,798	101,770
" flour ... ..	25	1				18	1			
Wheat ... ..	4,930	3,378	8,079	2,614	3,118	3,723	3,184	4,979	4,823	4,974
" Hour in bags ... ..	91,806	96,088	90,376	128,263.74	122,636	98,187	80,508	168,794	144,634	126,224
Other sorts ... ..	4,781	3,191	2,775	2,718	4,325	2,698	2,668	2,433	2,923	3,311
<b>Total Grain, Pulse, and Flour ... Cwts.</b>	791,902	617,685	310,987	597,647.79	394,985	629,000	318,648	361,978	6,671.9	241,269
<b>Gums and Resins—</b>										
Arabic ... .. Cwts.	10,108	6,323	4,354	19,719	3,373	18,618	11,311	8,163	37,464	8,639
Benjamin ... ..	598	793	961	1,838	890	2,937	3,308	4,634	7,326	2,718
Olibanum or frankincense ... ..	31,733	22,855	14,838	22,441	19,773	36,061	22,880	15,671	37,608	23,236
Rosin ... ..	130	183	5	86	68	194	144	0	197	290
Other sorts ... ..	17,443	14,812	22,309	19,236	16,430	14,546	16,070	26,789	28,804	29,728
<b>Total Gums and Resins ... Cwts.</b>	58,056	44,966	41,660	57,231	39,540	69,756	56,660	50,168	99,800	42,705
<b>Hair and manufactures of Hair—</b>										
Hair of all kinds ... .. Cwts.										
Manufactures of Hair (other than toilet requisites) ... .. Valus.										
<b>Hardware, excluding Cutlery and Electroplated Ware—</b>										
Agricultural implements ... .. Valus.								198	1,978	1,348
Buckets of tinned or galvanized iron ... ..						293	88	307	687	1,331
Builders hardware, such as locks, hinges, etc. ... ..						846	680	974	1,376	2,496
Domestic hardware, other than enamelled ironware ... ..							1	287	60	2,434
Enamelled ironware ... ..						640	341	381	3,800	2,746
Gearwheels ... ..									11	41
Implements and tools, other than agricultural implements and machine tools ... ..						64	13	287	1,160	1,870
Lamps, metal ... .. No.	15,507	1,137	5,208	9,473	21,368	2,400	684	1,379	2,330	4,976
" glass ... ..	3,710	334		540	890	373	37		30	165
Parts of lamps, other than glass ... .. Valus.						134	96	307	601	1,467
Sales and strong boxes of metal ... .. No.	16	14	12	24	69	169	108	307	393	1,210
Other sorts ... .. Valus.						2,879	2,777	10,298	11,804	20,777
<b>Total Hardware ... Valus.</b>						7,348	4,146	14,754	22,640	40,737
<b>Hides and Skins, raw—</b>										
Hides, raw ... .. { Cwt. 37,283 29,783 2,285 70,708 21,540 137,153 167,823 84,566 609,073 20,812										
{ No. 978,784 227,797 92,847 767,963 116,763 691,183 845,543 398,711 606,430 1,223,22										
Skins ... .. { Cwt. 76,265 40,800 48,873 111,543 66,061 431,715 245,549 298,711 606,430 1,223,22										
{ No. 7,229,711 2,677,398 4,738,683 10,736,921 4,888,976 63,175 245,549 298,711 606,430 1,223,22										
<b>Total Hides and Skins ... { Cwt. 114,548 70,583 61,158 182,251 87,601 771,868 1,068,921 1,147,287 1,215,503 2,445,274</b>										
{ No. 7,295,505 2,904,195 4,781,566 11,504,884 4,974,296 63,175 245,549 298,711 606,430 1,223,22										

**ABSTRACT TABLES.  
IMPORTS.**

No. 5—continued.

**556** TOTAL QUANTITIES and VALUE of ARTICLES IMPORTED—continued.

ARTICLES.	QUANTITY.					VALUE.				
	1916-1917.	1917-1918.	1918-1919.	1919-1920.	1920-1921.	1916-1917.	1917-1918.	1918-1919.	1919-1920.	1920-1921.
Hops ... Cwt.	6	8	8	8	6	55	101	33	53	75
Horns, tips and pieces of Horn and Horn-meal ...	4	2		10	15	13	9		192	111
Instruments, Apparatus and Appliances and parts thereof—										
Electrical, <i>over the telegraphic and telephone, not being machinery—</i>										
Electric Fans and parts thereof ... Value.	...	...	...	...	...	40	7	...	296	170
Electric Lamps and parts thereof ...	...	...	...	...	...	4	5	64	41	484
Electric Wires and Cables ...	...	...	...	...	...	833	...	...	27	78
Batteries ...	...	...	...	...	...	...	...	...	...	70
Interior fittings ...	...	...	...	...	...	...	...	...	...	30
Unenumerated ...	...	...	...	...	...	...	...	...	...	4,320
Other sorts ...	...	...	...	...	...	41	100	217	167	...
Musical—										
Organs and Harmoniums, complete ... No.	2	1		8	8	18	18		45	97
Pianos and Piano Players, complete ...	1	1		4	0	67	87		173	694
Talking Machines ...	23	67	1	39	39	134	317	3	202	476
Records ...	120	906	1,213	1,025		8	119	156	143	121
Accessories ...	...	...	...	...	...	13	18	1		
Other sorts, including parts of Musical instruments ...	...	...	...	...	...	28	156	156	122	379
Optical ...	...	...	...	...	...	99	6	8	29	372
Photographic ...	...	...	...	...	...	109	33	219	116	532
Scientific and Philosophical ...	...	...	...	...	...	160	35	12	620	554
Surgical ...	...	...	...	...	...	91	27	63	289	94
Other kinds ...	...	...	...	...	...	82	310	78	425	162
Total, Instruments, Apparatus and Appliances and parts thereof ... Value.	...	...	...	...	...	1,241	1,223	1,000	2,055	9,217
Jewellery—										
Unmanufactured ... Lbs.	48,890	20,961	9,016	36,172	49,091	19,807	8,576	3,540	18,223	22,812
Manufactured ... Value.	...	...	...	...	...	171	87		77	152
Jewellery (including imitation jewellery and precious stones and pearls unset)—										
Jewellery ... Value.	...	...	...	...	...	40	1	200	133	31
Plate of Gold and Silver ...	...	...	...	...	...	50	77		9,2	1,327
Miscellaneous—										
Silk and Seed ... Cwt.	2	8				7	28			
Shell and buttons ...	...	...	...	...	...	...	...	...	...	...
Other kinds (including lac eye) ...	...	...	...	...	...	...	...	...	...	...
Total, Lac ... Cwt.	2	8				7	28			
Leather—										
Hides, tanned or dressed ... Cwt.	441	67	2,3	423	291					
Hides, tanned or dressed ... No.	4,47	601	2,225	4,619	2,810	1,941	142	357	1,090	973
Skins ... Cwt.	382		361	205	214					
Skins ... No.	46,539		28,257	45,947	17,047	3,759		3,431	2,904	1,271
Unwrought ... Cwt.	78	1		10	7	65	1		29	1
Manufactures (including boots and shoes and belting for Machinery)—										
Bags and Trunks ... Value.	...	...	...	...	...	118	51	74	870	414
Saddlery and Harness ...	...	...	...	...	...	149	67	90	628	307
Othersorts ...	...	...	...	...	...	208	99	639	667	276
Total Leather ... Value.	...	...	...	...	...	6,261	393	5,041	6,966	...
Liquors, including methylated and fermented spirits—										
Ale, Beer and Porter ... I. Gal.	...	...	...	...	...	...	...	...	...	...
Ale and Beer ... In Bottles. Gal.	16,893	31,652	22,792	11,895	10,992	5,207	9,326	12,240	3,493	2,090
Ale and Beer ... In Bulk. "	74,819	11,944		8,632	5,640	6,528	1,336		695	571
Stout and Porter ... In Bottles. "	2,163	2,731	8,018	4,623	1,617	509	1,034	2,526	1,603	645
Stout and Porter ... In Bulk. "		199					59			
Cider and Other fermented liquor. "	943	113	369	293	126	77	52	124	133	78
Spirits—										
Brandy ... I. Gal.	3,848	2,463	1,965	4,071	2,437					
Brandy ... Pt. "	2,547	2,764	2,040	4,407	2,716	2,043	1,579	1,873	2,201	1,979
Gin ... L. "	1,178	1,840	1,731	1,561	1,808					
Gin ... Pt. "	888	1,396	1,279	1,160	984	694	1,356	2,719	1,331	969
Liqueurs ... L. "	204	172	247	711	659	281	196	655	696	363
Rum ... L. "	1,093	2,163	2,235	2,700	1,402					
Rum ... Pt. "	1,464	2,388	2,808	4,275	2,022	298	1,006	1,113	1,531	899
Whisky ... L. "	6,444	6,709	6,644	5,141	4,436					
Whisky ... Pt. "	5,027	4,779	5,303	4,080	3,910	4,362	5,720	6,396	5,896	4,524

ABSTRACT TABLES.  
IMPORTS.

No. 5—continued.  
TOTAL QUANTITIES and VALUE of ARTICLES IMPORTED—continued.

557

ARTICLES.	QUANTITY.					VALUE.				
	1916-1917.	1917-1918.	1918-1919.	1919-1920.	1920-1921.	1916-1917.	1917-1918.	1918-1919.	1919-1920.	1920-1921.
Spirit present in drugs, medicines or chemicals	6	17	.....	.....	.....	2	2	2	2	2
Spirit Perfumed	91	77	100	200	304	201	200	601	1,302	1,320
Spirit Methylated	202	20	1,100	20	200	117	6	200	5	60
Other sorts	201	222	204	203	207	621	406	1,270	841	645
Total, Spirit	12,861	12,006	14,406	15,000	11,020	2,408	10,636	16,200	12,018	11,206
Wines—										
Champagne and other sparkling wine	163	261	64	233	675	240	263	161	700	700
Port	211	660	420	540	583	226	417	423	486	485
Still red-wines, other than Port	748	241	500	1,400	607	263	74	267	721	206
Sherry, Madeira and Marsala	208	270	176	400	270	206	100	220	230	202
Still White Wines, other than Sherry, Madeira and Marsala	127	.....	122	202	171	70	.....	61	140	35
Other sorts, including Vermouth and Ginger wines	1,240	1,712	2,427	912	1,042	715	807	1,262	720	600
Total, Wines	2,023	2,041	2,826	2,040	2,208	1,614	2,120	2,627	2,106	2,220
Total, Liquors	111,622	62,845	67,400	41,641	21,080	20,206	24,646	24,707	24,027	19,704
Machinery and Millwork—										
Prime-Movers (other than Electrical)—										
Others (excluding those for railways)	.....	.....	.....	.....	.....	.....	.....	2,000	.....	1,470
Others	.....	.....	.....	.....	.....	.....	.....	.....	110	.....
Electrical Machinery of all kinds, not including instruments, apparatus, appliances and parts thereof—										
Generators	.....	.....	.....	.....	.....	.....	.....	.....	201	100
Motors	.....	.....	.....	.....	.....	.....	.....	.....	.....	8
Other kinds	.....	.....	.....	.....	.....	.....	.....	20	60	100
Machinery, not being Prime-Movers or Electrical Machinery—										
Aerated water-making machinery	.....	.....	.....	.....	.....	6	.....	.....	207	200
Agricultural machinery	.....	.....	.....	.....	.....	.....	.....	.....	.....	.....
Rollers	.....	.....	.....	.....	.....	220	26	200	266	6,106
Metal Working Machinery (including Machine tools)	.....	.....	.....	.....	.....	.....	.....	.....	.....	261
Mining Machinery—										
Coal	.....	.....	.....	.....	.....	.....	.....	.....	.....	10
Other sorts	.....	.....	.....	.....	.....	.....	.....	.....	.....	402
Oil-crushing and refining Machinery.	.....	.....	.....	.....	.....	100	.....	.....	227	71
Paper Mill Machinery	.....	.....	.....	.....	.....	.....	.....	.....	.....	.....
Refrigerating Machinery	.....	.....	.....	.....	.....	.....	.....	.....	.....	.....
Rice and Flour Mill Machinery	.....	.....	.....	.....	.....	.....	207	.....	.....	.....
Saw Mill and Wood Working Machinery	.....	.....	.....	.....	.....	.....	.....	.....	100	207
Sewing and Knitting Machines and parts thereof—										
Sewing and Knitting Machines	627	600	270	1,472	270	1,200	1,200	2,200	6,220	6,220
Parts of Sewing and Knitting Machines and Accessories	.....	.....	.....	.....	.....	700	200	411	10	162
Sugar Machinery	.....	.....	.....	.....	.....	.....	.....	.....	.....	.....
Tobacco Machinery	.....	.....	.....	.....	.....	.....	.....	.....	.....	.....
Textile Machinery—										
Cotton	.....	.....	.....	.....	.....	.....	.....	.....	.....	.....
Jute	.....	.....	.....	.....	.....	.....	.....	.....	.....	.....
Other sorts	.....	.....	.....	.....	.....	.....	.....	.....	.....	.....
Typewriters—										
Typewriters	24	21	7	22	27	611	617	100	466	1,207
Parts and Accessories	.....	.....	.....	.....	.....	2	.....	15	91	30
Other sorts of Machinery (excluding Printing Machinery)	.....	.....	.....	.....	.....	4,075	2,266	2,248	4,479	20,720
Total, Machinery and Mill work	.....	.....	.....	.....	.....	6,100	6,006	10,446	12,662	20,220

ABSTRACT TABLES.

IMPORTS.

No. 5—continued

558

TOTAL QUANTITIES and VALUE of ARTICLES IMPORTED—continued.

ARTICLES.	QUANTITY.					VALUE.				
	1915-1917.	1917-1918.	1918-1919.	1919-1920.	1920-1921.	1915-1917.	1917-1918.	1918-1919.	1919-1920.	1920-1921.
<b>Manures—</b>						£	£	£	£	£
Artificial and Mineral ... Tons.										
Bones ... "		3		3			3		30	
Fish manures and guano ... "	25	10				36	3			
Other kinds (excluding oil-cake) ... "					5					33
<b>Total, Manures ... Tons.</b>	<b>25</b>	<b>13</b>		<b>3</b>		<b>36</b>	<b>3</b>		<b>30</b>	<b>33</b>
<b>Matches—</b>										
Safety ... Gross of Boxes.	69,095	30,133	52,053	27,515	74,734	7,325	3,858	10,632	3,909	8,123
Other sorts ... "	13,700		1,300	18,350	27,713	1,563		207	2,470	5,095
<b>Total, Matches ... Gross of Boxes.</b>	<b>82,795</b>	<b>30,133</b>	<b>53,353</b>	<b>45,865</b>	<b>102,447</b>	<b>8,888</b>	<b>3,858</b>	<b>10,839</b>	<b>6,379</b>	<b>13,218</b>
<b>Mats and Matting, except coir and rubber</b> ... Sq. Yds.	278,678	316,270	675,444	456,502	305,092	3,103	3,088	7,415	2,377	2,099
<b>Metals and Ores—</b>										
Aluminium ... Cwt.	50	3	3	111 7/8	958	711	107	50	2,431	3,413
Anti-friction metal ... "					2					27
<b>Brass, Bronze and Similar Amalgams—</b>										
Unwrought ... "				2	.11				3	43
Wrought ... "	273	225	269	21,569	770	1,031	701	617	4,036	3,342
<b>Copper—</b>										
Ore ... Tons.										
Old for remanufacture ... Cwt.	47	29	72	319	200	149	123	205	805	470
<b>Unwrought—</b>										
Files, ingots, cakes, bricks and slabs ... "										
Other sorts ... "										
<b>Wrought—</b>										
Brassiers and Sheets ... "				15	44				70	321
Mixed or yellow metal, for sheathing ... "	15	1	3	13	2	95	5	12	39	27
Wire, excluding wire of Telegraph and Telephone ... "					4			1		45
Other manufactures ... "	207	15	58	180	175	1,154	109	451	1,244	1,371
<b>Total, Copper (excluding Ore) ... Cwt.</b>	<b>269</b>	<b>44</b>	<b>130 1/2</b>	<b>520</b>	<b>427</b>	<b>1,398</b>	<b>241</b>	<b>710</b>	<b>2,157</b>	<b>3,133</b>
<b>German Silver</b> ... Cwt.	20			1	9	155			11	95
<b>Iron—</b>										
Ore ... Tons.										
Pig ... "	7		5	40	7	125		49	339	153
<b>Manufactures—</b>										
Angle, bolt and rod ... "	48	1	11	28 7/8	60 1/2	19	22	443	658	1,094
Bars and channel ... "	80	27	20 1/2	47	205	3,030	550	602	1,492	5,323
Rice bowls ... "										
<b>Total, Iron (excluding Ore) ... Tons.</b>	<b>135</b>	<b>28</b>	<b>46 1/2</b>	<b>115 7/8</b>	<b>273 1/2</b>	<b>3,234</b>	<b>602</b>	<b>2,283</b>	<b>3,489</b>	<b>7,339</b>
<b>Iron or Steel—</b>										
Anchors and cables ... Tons.	22 1/2	7 1/2	5	41	34 1/2	621	301	231	1,775	2,369
Beams, pillars, girders and bridgework ... "	3			46	103	150			409	5,309
Bolts and nuts ... "	14	6	8	7 1/2	26 1/2	580	355	501	464	1,670
Hoops and Strips ... "	2		1	6	7 1/2	39		58	124	15
Nails, rivets and washers ... "	131	44 1/2	33	73	52	4,325	2,405	1,850	4,098	2,631
Old, for remanufacture ... "		1	6	70			3	49	166	
Pipes and fittings, cast ... "	20	26	4 1/2	3	81 1/2	420	20	108	217	1,805
Rails, chairs and fish plates (excluding those for railways) ... "					62 1/2					227
Screws ... "	1	20	1	1 3/4	64	76				1,040
<b>Sheets and Plates—</b>										
Galvanized ... "	10		6 7/8	11 1/2	9	340		161		
Corrugated ... "				87	425				2,521	11,425
Plain ... "				17	71 1/2				836	1,399
Tinned ... "				3					119	
Not galvanized or tinned ... "	154	15	71 1/2	263 6 1/2	81	2,648	568	2,522	6,801	2,345
Tubes and fittings, wrought ... "	2	1 1/2	10	7 1/2	9 1/2	23	124	1,476	423	653
Wire ... "	6		3 1/2	14 1/2	17	369	40	375	856	1,084
Wire rope, Galvanized ... "				3 5 1/2	24				197	1,671
Wire Nails ... "				20						
Other manufactures of iron or steel ... "	43 1/2	12 1/2	3	26 1/2	64 1/2	1,505	715	784	2,624	6,583
<b>Total, Iron or Steel ... Tons.</b>	<b>423 1/2</b>	<b>66 1/2</b>	<b>156 1/2</b>	<b>626 1/2</b>	<b>1,157 1/2</b>	<b>11,654</b>	<b>4,623</b>	<b>9,058</b>	<b>21,703</b>	<b>40,920</b>

ABSTRACT TABLES.  
IMPORTS.

No. 5—continued.

TOTAL QUANTITIES and VALUE of ARTICLES IMPORTED—continued.

559

ARTICLES.	QUANTITY.					VALUE.				
	1916-1917.	1917-1918.	1918-1919.	1919-1920.	1920-1921.	1916-1917.	1917-1918.	1918-1919.	1919-1920.	1920-1921.
<b>Steel—</b>										
Angle and spring ... Tons.	25	20	5	...	...	435	13	138	...	...
- Angle ...	...	...	...	34,8	18,7	...	...	...	308	632
- Spring ...	...	...	...	...	...	...	...	...	1	...
- Bars ...	...	...	...	30,3	...	...	...	...	...	3,006
Bars and channel ...	6	1	2	...	...	171	21	21	650	...
Cast ...	1	1	...	3	...	21	22	...	100	...
Ingot, blooms, billets and slabs ...	...	...	...	...	...	...	...	...	...	...
<b>Total, Steel ... Tons.</b>	<b>33,8</b>	<b>2,1</b>	<b>7</b>	<b>67,1</b>	<b>101,7</b>	<b>631</b>	<b>56</b>	<b>196</b>	<b>1,203</b>	<b>6,176</b>
<b>Lead—</b>										
Unwrought—										
Ore, w. ... Cwt.	...	...	...	30	169	...	...	...	972	521
Pig ...	...	...	...	...	96	...	...	17	...	341
Other sorts ...	...	...	...	23	...	...	...	...	61	...
Wrought—										
Sheets, pipes and tubes ...	32	...	4	2	5	33	...	11	9	30
Sheets for tea chests ...	...	...	...	...	...	...	...	...	...	...
Other sorts ...	...	...	1	1	102	...	...	2	2	210
<b>Total, Lead (excluding Ore) ... Cwt.</b>	<b>22</b>	...	<b>25</b>	<b>26</b>	<b>162</b>	<b>33</b>	...	<b>20</b>	<b>1,045</b>	<b>6,2</b>
Quicksilver ... Lbs.	277	...	...	1,176	153	121	...	...	142	24
Solder ... Cwt.	...	...	5	14	21	...	...	36	2	19
<b>Tin—</b>										
Unwrought (black ingots, bars and slabs) ...	4	...	205	2	6	35	...	1,748	40	41
Wrought, including plates or sheets, not being tinned iron ...	1,729	41	35	210	1,371	2,960	207	267	1,021	4,413
<b>Total, Tin ...</b>	<b>1,733</b>	<b>41</b>	<b>240</b>	<b>212</b>	<b>1,377</b>	<b>2,995</b>	<b>137</b>	<b>2,115</b>	<b>1,061</b>	<b>4,454</b>
<b>Zinc or Spelter—</b>										
Unwrought ... Cwt.	...	...	3	...	...	...	...	26	...	...
Wrought or manufactured ...	98	68	42	215	186	268	20	190	422	420
Other sorts ...	...	...	...	...	5	...	...	...	...	21
<b>Total, Zinc or Spelter ...</b>	<b>98</b>	<b>68</b>	<b>45</b>	<b>215</b>	<b>191</b>	<b>268</b>	<b>20</b>	<b>196</b>	<b>422</b>	<b>441</b>
<b>Metals, Unenumerated ... Cwt.</b>	<b>999</b>	<b>119</b>	<b>74</b>	<b>2,638</b>	<b>253</b>	<b>1,426</b>	<b>160</b>	<b>210</b>	<b>6,543</b>	<b>726</b>
<b>Ores, Unenumerated ... Tons.</b>	...	...	...	...	...	...	...	...	...	...
<b>Total, Metals (excluding Ores) ... Tons.</b>	<b>716</b>	<b>143</b>	<b>247</b>	<b>1,150</b>	<b>1,745</b>	<b>22,467</b>	<b>6,756</b>	<b>13,468</b>	<b>42,486</b>	<b>66,267</b>
<b>Total, Metals and Ores ... Tons.</b>	<b>716</b>	<b>143</b>	<b>247</b>	<b>1,150</b>	<b>1,745</b>	<b>22,467</b>	<b>6,756</b>	<b>13,468</b>	<b>42,486</b>	<b>66,267</b>
<b>Motor Cars and Motor Cycles and parts thereof—</b>										
Motor Cars ... No.	35	...	2	21	132	7,000	...	400	10,560	20,616
Lorry Motor ...	...	1	...	...	...	...	226	...	...	...
Motor Cycles ...	27	1	1	50	26	1,200	20	60	1,166	2,666
Motor Wagons ...	1	1	...	2	18	600	1,050	...	600	1,906
Parts of Motor Cars, etc., and Accessories (excluding rubber-tyres) ... Valgs.	...	...	...	...	...	2,976	1,579	2,544	4,918	9,222
<b>Total, Motor Cars, etc. ... Value.</b>	...	...	...	...	...	<b>12,636</b>	<b>2,825</b>	<b>2,604</b>	<b>24,538</b>	<b>34,930</b>
<b>Oils—</b>										
Animal ... Cwt.	1,624	904	234	2,202	790	72	90	20	404	224
Essential ... Gals.	2,399	1,076	1,761	1,343	1,343	901	672	406	1,022	940
Mineral—										
Fuel oils ... Tons.	...	...	...	1,000,220	11,906,310	...	...	...	8,462	121,576
Kerosene—										
In bulk ... Gals.	...	...	...	...	...	...	...	...	...	...
In tins ...	665,204	661,509	176,272	1,125,252	667,272	25,726	60,066	18,667	107,276	79,242
Lubricating oils ...	22,518	12,461	13,252	21,096	16,728	2,646	2,097	6,672	5,226	4,622
Petroleum, dangerous (Benzene, Benzol, Petrol and other motor spirit) ...	69,860	134,046	22,992	122,012	1,5,527	6,177	20,227	2,269	20,623	19,222
Flints, solutions and compositions, dangerous ...	...	...	20	1,722	1,070	...	...	120	972	4,22
Other kinds ...	...	...	...	...	...	...	...	...	...	...
<b>Total, Mineral Oil ... Tons.</b>	<b>667,702</b>	<b>708,097</b>	<b>214,239</b>	<b>2,327,528</b>	<b>12,917,212</b>	<b>67,548</b>	<b>69,292</b>	<b>42,478</b>	<b>126,078</b>	<b>222,074</b>

ABSTRACT TABLES.

IMPORTS.

No. 5—continued.

560 TOTAL QUANTITIES and VALUE of ARTICLES IMPORTED. continued.

ARTICLES.	QUANTITY.					VALUE.				
	1916-1917.	1917-1918.	1918-1919.	1919-1920.	1920-1921.	1916-1917.	1917-1918.	1918-1919.	1919-1920.	1920-1921.
<i>Oils—continued.</i>										
<b>Vegetable, non-essential—</b>										
Castor ... ..				97	79					
Cocunut ... ..	1,348	1,361	80	1,090	876	281	284	26	338	378
Cotton seed ... ..	6,479	21,154	5,280	2,122	8,253	1,208	4,619	1,468	604	2,007
Groundnut ... ..										
Linseed ... ..	5,271	2,295	2,725	9,207	5,560	1,017	810	781	2,964	2,096
Mustard or Rape ... ..	768	280	300	38	31	127	50	47	10	108
Sesamum (oil or lin[um]) ... ..	19,566	7,722	1,111	2,274	3,191	2,368	1,204	187	712	687
Other sorts ... ..	408		330	96	109	80		167	511	686
Total Oils, Vegetable, non-essential ... ..	24,219	24,222	9,606	1,422	1,739	5,076	6,657	2,609	5,139	6,674
Total, Oils ... ..	686,952	744,228	225,630	2,859,137	12,946,165	52,507	71,020	27,602	142,368	230,184
Oilcakes ... ..	1,068	653	5		14	401	177	8		12
Oil-cloth and Floor-cloth ... ..	1,484	1,865	1,004	1,838	1,682	163	150	245	337	372
Opium ... ..	61			249	120	140			333	62
Packing—Engines and Boiler—of all kinds, including Asbestos ... ..						642	907	126	660	662
<b>Paints and Painters' materials—</b>										
<b>Red lead—</b>										
Genuine ... ..				293	98				611	228
Reduced dry ... ..					12					64
<b>White lead—</b>										
Genuine ... ..				232	11				758	26
Reduced dry ... ..					164					404
Genuine moist ... ..					35					229
<b>White zinc—</b>										
Genuine ... ..				6	12				22	31
Reduced dry ... ..					74					329
Reduced moist ... ..					12					39
<b>Paints and Colours—</b>										
Barytes ... ..										
Graphite ... ..				1	2				7	4
Blue paint or paris blue ... ..										
White and red lead ... ..	460	211	249	258		1,148	466	1,384	574	
Other sorts ... ..	914	423,49	810	1,763	1,524	2,430	1,755	2,933	7,218	7,344
<b>Painters' Materials (other than Paints and Colours)—</b>										
Turpentine ... ..	149	85	10	118	95	301	133	59	350	275
Genuine turpentine ... ..										1
Varnish ... ..										290
Other kinds ... ..				49	72					278
Total, Paints and painter's materials... Value.						5,224	2,806	6,731	10,633	10,864
<b>Paper and Pasteboard—</b>										
<b>Paper—</b>										
Packing paper ... ..	4,521	755	189	63	246	6,459	1,937	740	853	969
Printing paper ... ..	29	29	69	80	111	138	193	504	197	466
Writing paper and envelopes ... ..						1,890	2,598	2,659	4,354	1,717
Other kinds of paper (including paper manufactures) ... ..	1,188	691	295	3,129	7,091	5,662	2,805	2,097	10,048	8,817
Paper Manufactures ... ..										856
Pasteboard, millboard and cardboard of all kinds ... ..	106	45	212	461	27	629	347	44	812	271
Total, Paper and Pasteboard ... Value.						18,046	9,920	7,044	16,324	17,702
<b>Paper making materials—</b>										
Pulp of wood or other materials ... ..										
Bags and other materials ... ..	4	9	12	4		10	9	17	20	
Total, Paper making materials ... ..	4	9	12	4		10	9	17	20	
Paraffin Wax ... ..										
Perfumery (not being perfumed spirits) ... Value.					27					168
Pitch, Tar and Dammer ... ..	652	207	530	125		6,545	4,720	4,028	6,521	4,224
Coal tar and pitch ... ..						453	108	723	125	
Damper ... ..				292	204				149	416
Plants, living, including Bulbs and seeds for sowing ... ..				12	2				11	2
<b>Polishes—</b>										
Polishes and compositions for application to leather ... ..							21		24	127
Polishes and compositions for application to metals ... ..						273	408	577	220	686
Total, Polishes ... ..						106	496	600	480	811
						667	699	1,027	810	1,226



ABSTRACT TABLES  
IMPORTS.

No. 5—continued.

TOTAL QUANTITIES and VALUE of ARTICLES IMPORTED—continued.

561

ARTICLES.	QUANTITY.					VALUE.				
	1916-1917.	1917-1918.	1918-1919.	1919-1920.	1920-1921.	1916-1917.	1917-1918.	1918-1919.	1919-1920.	1920-1921.
Precious Stones and Pearls, unset						\$ 23,900	\$ 7,308	\$ 8,800	\$ 13,067	\$ 16,101
Printing and Lithographing machinery and materials (excluding paper)—										
Printing and Lithographing presses									114	59
Printing type		5	1				79	5		
Printer's Lithographer's ink										2
Other materials						7	7	17		3
Total, Printing and Lithographing machinery and materials						7	80	22	114	65
Prints, Engravings and Pictures—										
Photographs and picture post-cards						120	25		226	88
Others						10	20	3	11	20
Total, Prints, Engravings and Pictures						130	45	3	237	108
Provisions and Oilman's stores—										
Bacon and Ham	21,121	5,799	2,768	11,671	2,748	1,326	224	242	1,178	740
Biscuits and Cakes	124,008	17,028	11,023	80,648	123,736	5,280	945	898	4,429	7,049
Butter (including canned)	99,900	37,560	26,127	27,214	29,768	5,320	2,224	2,222	2,040	2,061
Cheese (including canned)	14,126	1,549	823	2,203	14,120	823	123	86	176	1,004
Cocoa and Chocolate	20,060	2,242	2,102	12,206	12,512	1,626	127	242	1,224	1,429
Farinaceous and patent foods	227	182	212	229	270	794	424	629	1,712	2,202
Ghee	799,226	676,919	320,209	231,421	712,222	22,129	12,022	10,277	20,221	22,440
Jams and Jellies	41,042	2,242	1,202	24,222	24,004	1,244	27	72	722	1,222
Isinglass					6					72
Lard	2,729	222		1,112	2,744	127	12		22	221
Milk, condensed and preserved, including Milk cream	422,222	27,024	12,022	20,222	24,022	14,022	1,022	202	2,227	2,222
Pickles, Chutnies, Sauces and Condiments	422	172,222	207	212	207	1,227	702	222	2,022	1,224
Vinegar (excluding bottled Vinegar)	247	422	220	2,122	2,012	227	242	207	422	207
Other sorts of Provisions—										
Canned and bottled provisions (not specified elsewhere)	2,122	2,022	2,022	2,222	2,222	27,222	2,212	2,222	11,222	14,224
Tinned or canned fish				122	207				1,122	2,022
Others	2,422	4,122	242	1,072	2,202	2,202	2,272	2,022	2,742	2,222
Total, Provisions and Oilman's stores						22,222	41,022	22,222	22,122	20,222
Railway plant and Rolling stock—										
Carriages and Wagons and parts thereof										12
Locomotive Engines and tenders and parts thereof										
Materials for construction—										
Bridge work										
Rail's, chairs and fishplates of steel or iron				2,021	227				2,727	222
Sleepers and keys of steel or iron				222	22				1,022	122
Sleepers of wood					22					272
Other kinds of materials					22					
Total, Railway plant and Rolling stock				2,721	227				4,222	222
Rubber—										
Raw										
Manufactures—										
Tyres for motors and motor cycles	222	1,222	1,224	1,722	2,222	2,277	4,221	4,212	2,271	2,271
Tubes	212	774	1,124	1,277	1,202	222	242	1,122	1,422	1,402
Other manufactures (except apparel and boots and shoes)						202	122	122	222	222
Total, Rubber						2,222	4,222	4,222	2,222	2,222

ABSTRACT TABLES.

IMPORTS.

No. 5—continued.

562

TOTAL QUANTITIES and VALUE of ARTICLES IMPORTED—continued.

ARTICLES.	QUANTITY.					VALUE.				
	1916-1917.	1917-1918.	1918-1919.	1919-1920.	1920-1921.	1916-1917.	1917-1918.	1918-1919.	1919-1920.	1920-1921.
Salts ... Tons	10	8	40	27	8	122	130	265	107	111
<b>Seeds—</b>										
Oil-seeds—										
Essential ... Cwt.	4,263	2,637	2,109	2,334	2,413	7,342	6,017	3,927	6,507	5,301
Non-essential ...										
Castor ...			161		15			487		43
Copra on coconut kernel ...	145	111	7,353	634	459	189	274	16,293	1,073	1,063
Cotton ...	8,672	5,175	6,611	7,972	9,735	3,471	3,077	4,993	5,943	5,500
Groundnuts ...	1,967	1,307	2,564	2,099	2,963	1,461	1,227	5,195	2,100	2,517
Linseed ...	3,650	2,087	3,284	39	538	231	135	3,323	90	723
Mustard ...	20	11	19	30	14	23	13	33	72	36
Poppy ...	26	14	23	42	29	45	23	39	103	60
Rape ...										
Sesamum (oil or [oil]) ...	27,950	32,173	15,908	39,948	34,930	23,495	33,202	19,334	67,941	51,527
Tea ...										
Others ...	12	88	6	291	125	17	473	16	1,527	221
Other than oil-seeds ...	605	891	463	254	400	454	923	697	523	412
<b>Total, Seeds ... Cwt.</b>	<b>47,411</b>	<b>44,693</b>	<b>40,330</b>	<b>53,641</b>	<b>60,770</b>	<b>36,660</b>	<b>44,851</b>	<b>54,800</b>	<b>86,979</b>	<b>67,649</b>
<b>Shells and Cowries—</b>										
Cowries ... Cwt.	353	309	532	341	525	708	313	310	624	363
<b>Shells—</b>										
Shells (chanks, mankhil, large ornamental shells, cowras, mother-of-pearl shells and oyster shells) ...	3,572	1,563	244	2,567	2,108	9,429	2,188	879	6,636	3,775
Tortoise-shell (including nakhla or nakh) ... Lbs.	12,473	6,961	4,734	13,633	4,964	847	1,314	879	2,116	1,441
<b>Total, Shells and Cowries ... Value.</b>						<b>10,983</b>	<b>3,815</b>	<b>1,763</b>	<b>7,376</b>	<b>5,550</b>
Ships, parts of (including launches and boats) ... Value.						497	240	1,263	865	2,751
Smokers' requisites (excluding tobacco) ...						332	280	3,907	1,868	2,573
<b>Soap—</b>										
Household and laundry soap in bars or tablets ... Cwt.	15,062	4,145	8,930	4,577	5,123	30,510	9,270	29,479	14,049	15,338
Toilet soap ...	203	191	233	303	193	879	1,031	2,007	2,967	1,437
Others ...	54	39	49	80	310	139	76	194	269	631
<b>Total, Soap ... Cwt.</b>	<b>16,319</b>	<b>4,375</b>	<b>9,192</b>	<b>5,040</b>	<b>5,626</b>	<b>31,518</b>	<b>9,377</b>	<b>31,770</b>	<b>17,085</b>	<b>17,406</b>
Specimens illustrative of natural science ... Value.						4,276	1,467	2,907	3,235	1,335
<b>Spices—</b>										
Betelnuts ... Lbs.	47,456	36,550	41,268	66,390	47,663	841	763	1,064	1,691	1,163
Cardamoms ...	24,980	202,381	77,616	46,994	124,483	2,007	14,730	4,459	2,213	5,096
Camla ...	241,136	304,946	181,438	91,168	99,946	4,243	10,036	4,553	2,947	1,979
Chilies ...	149,016	142,966	252,753	181,463	120,044	1,900	2,157	7,619	4,481	2,572
Cinnamon ...	82,322	79,268	63,769	99,678	13,216	1,516	2,539	2,685	2,555	352
Clove ...	352,276	1467,906	434,946	222,012	261,800	3,471	14,089	16,930	6,474	11,661
Ginger ...	2,619,670	2,003,714	2,153,304	1,911,963	2,234,324	41,696	47,727	45,046	55,744	33,065
Nutmegs ...	5,964	10,416	4,648	7,926	15,304	124	318	163	263	479
Pepper ...	279,730	1,323,026	987,336	912,420	526,710	9,086	54,344	34,465	25,157	12,764
Other sorts ...	617	1,372	9,072	12,068	64,512	16	33	144	136	663
<b>Total, Spices ... Lbs.</b>	<b>3,703,067</b>	<b>4,663,082</b>	<b>4,306,190</b>	<b>1,649,166</b>	<b>3,564,947</b>	<b>69,718</b>	<b>146,697</b>	<b>118,096</b>	<b>81,704</b>	<b>72,948</b>
Starch and Farins ... Cwt.	423	1,303	1,444	1,960	1,374	650	2,176	2,697	2,355	2,431
Stationery (excluding paper) ... Value.						3,333	3,000	7,710	8,179	13,213
Sticks and Whips ...						255	100	152	231	140
<b>Stone and Marble—</b>										
Stone and marble ... Cwt.	30	31	629	5,968	9,330	13	30	335	644	644
Articles of stone and marble ...	217	46	30	8	24	249	80	53	19	127
<b>Total, Stone and marble ... Cwt.</b>	<b>217</b>	<b>67</b>	<b>659</b>	<b>6,976</b>	<b>9,354</b>	<b>262</b>	<b>100</b>	<b>418</b>	<b>663</b>	<b>1,071</b>

ABSTRACT TABLES.  
IMPORTS.

No. 5—continued.

563

TOTAL QUANTITIES and VALUE of ARTICLES IMPORTED—continued.

ARTICLES.	QUANTITY.					VALUE.				
	1916-1917.	1917-1918.	1918-1919.	1919-1920.	1920-1921.	1916-1917.	1917-1918.	1918-1919.	1919-1920.	1920-1921.
<b>SUGAR—</b>										
Sugar, Refined... Cwt.	102,360	78,653	68,548	74,897	39,640	141,018	120,453	69,694	163,637	103,881
" Unrefined ... ..	1,963	586	3,037	3,058	1,541	2,150	808	4,441	4,934	2,034
Molasses " ... ..	50	29	.....	.....	1,478	30	66	.....	.....	123
Confectionery ... ..	894	118	606	1,341	1,313	2,928	364	2,432	4,903	7,368
Saccharin ... .. Lbs.	.....	.....	.....	.....	.....	.....	.....	.....	.....	.....
<b>Total, Sugar ... Cwt.</b>	<b>105,196</b>	<b>79,335</b>	<b>72,191</b>	<b>78,796</b>	<b>43,970</b>	<b>146,136</b>	<b>121,760</b>	<b>76,907</b>	<b>172,534</b>	<b>114,763</b>
<b>Tallow and Stearine (including grease and animal fat) ... Cwt.</b>	<b>420</b>	<b>488</b>	<b>187</b>	<b>680</b>	<b>458</b>	<b>603</b>	<b>746</b>	<b>472</b>	<b>1,754</b>	<b>1,120</b>
<b>Tea—</b>										
Black ... .. Lbs.	528,387	189,238	187,639	663,678	393,168	34,007	10,430	10,131	20,334	14,786
Green ... ..	65	196	.....	60	840	7	18	.....	11	109
<b>Total, Tea ... Lbs.</b>	<b>528,453</b>	<b>189,434</b>	<b>187,639</b>	<b>663,738</b>	<b>393,708</b>	<b>34,014</b>	<b>10,448</b>	<b>10,132</b>	<b>20,345</b>	<b>14,895</b>
<b>Tea-chests, entire or in sections—</b>										
Of iron or steel or other metal ... No.	.....	.....	.....	.....	.....	.....	.....	.....	.....	.....
Of wood ... ..	.....	.....	.....	.....	.....	.....	.....	.....	.....	.....
<b>Total, Tea-chests, &amp;c. ... Value.</b>	<b>.....</b>	<b>.....</b>	<b>.....</b>	<b>.....</b>	<b>.....</b>	<b>.....</b>	<b>.....</b>	<b>.....</b>	<b>.....</b>	<b>.....</b>
<b>Telegraphs, materials for construction and accessories ... Value.</b>	<b>.....</b>	<b>.....</b>	<b>.....</b>	<b>.....</b>	<b>.....</b>	<b>2,718</b>	<b>565</b>	<b>2,250</b>	<b>.....</b>	<b>6,240</b>
<b>Telephone, materials for construction and accessories ...</b>	<b>.....</b>	<b>.....</b>	<b>.....</b>	<b>.....</b>	<b>.....</b>	<b>.....</b>	<b>.....</b>	<b>6</b>	<b>1,200</b>	<b>3</b>
<b>Textiles—</b>										
<b>Cotton—</b>										
Baw ... .. Cwt.	387	616	711	141	278	963	1,332	1,982	464	121
Waste ... ..	238	130	263	233	371	485	243	832	604	608
<b>Twist and Yarn—</b>										
Mule and water Nos. 1-10 ... Lbs.	209,168	1,06,600	372,430	495,108	372,100	7,122	8,423	31,708	40,483	29,771
" Nos. 11-15 ... ..	243,378	.....	.....	3,990	.....	10,608	.....	.....	203	.....
" Nos. 16-20 ... ..	.....	22,000	184,300	405,400	282,100	.....	1,560	19,177	58,948	22,408
" Nos. 21-25 ... ..	2,016	.....	.....	1,500	.....	67	.....	.....	333	.....
" Nos. 26-30 ... ..	.....	.....	.....	4,000	.....	.....	.....	.....	333	.....
" Nos. 31-40 ... ..	14,700	1,500	2,225	800	2,700	380	281	145	105	361
" Nos. 41-50 ... ..	5,966	.....	20,300	2,330	1,500	487	.....	2,587	247	136
" above No. 50 ... ..	.....	.....	.....	.....	.....	.....	.....	.....	.....	.....
" Nos. 51-100 ... ..	.....	.....	.....	.....	600	.....	.....	.....	.....	62
<b>Orange, red and other colours—</b>										
Orange, red and other colours Nos. 1 to 20 ... Lbs.	5,960	38,250	70,900	180,500	186,921	279	2,480	7,082	11,971	16,061
Orange, red and other colours Nos. 21-25 ... ..	.....	1,310	.....	.....	.....	.....	100	.....	.....	.....
Orange, red and other colours Nos. 26-30 ... ..	125	.....	.....	.....	1,000	7	.....	.....	.....	219
Orange, red and other colours Nos. 31-40 ... ..	20,360	7,000	12,000	20,800	16,124	1,372	83	1,807	1,820	2,406
Orange, red and other colours Nos. 41-50 ... ..	.....	.....	2,000	.....	.....	.....	.....	223	.....	.....
Orange, red and other colours above No. 50 ... ..	5,340	.....	.....	3,300	.....	601	.....	.....	171	.....
Unspecified description of Twist and Yarn ... ..	229,064	819,770	2,277,707	632,982	108,315	8,861	63,172	235,407	47,764	139,177
Bleached (White) ... ..	.....	.....	.....	.....	1,683,804	.....	.....	.....	.....	1,67,243
<b>Total, Twist and Yarn ... Lbs.</b>	<b>736,075</b>	<b>1,068,430</b>	<b>2,911,212</b>	<b>1,700,218</b>	<b>2,610,864</b>	<b>29,909</b>	<b>76,022</b>	<b>296,214</b>	<b>167,869</b>	<b>261,761</b>
<b>Manufactures—</b>										
Blankets ... .. Lbs.	258,070	104,371	26,858	64,638	57,061	5,221	2,738	1,975	4,092	4,220
Canvas ... .. Yds.	89,793	13,334	6,143	26,884	26,093	2,528	1,075	1,117	2,509	2,107
Handkerchiefs and shawls in the piece ... No.	261,643	222,887	627,465	.....	.....	6,861	9,090	20,643	.....	.....
Handkerchiefs ... ..	.....	.....	.....	108,380	272,140	.....	.....	.....	8,908	11,091
Shawls ... ..	.....	.....	.....	36,190	8,718	.....	.....	.....	2,603	1,110
Hosiery ... .. Value.	.....	.....	.....	.....	.....	2,460	1,827	2,326	4,445	4,196
Lace and patent net ... .. Yds.	679,142	632,984	108,124	637,512	99,922	2,258	1,090	2,002	970	1,217
<b>Piece-goods—</b>										
<b>Grey (unbleached)—</b>										
Chadars ... .. Yds.	6,136,531	3,117,735	1,180,263	391,708	79,902	7,494	41,009	26,006	17,276	29,103
Dhotis, saris and scarves ... ..	190,810	39,606	16,000	22,800	62,620	2,356	631	609	757	1,227
Drills and Jeans ... ..	1,520,600	1,528,208	1,482,700	1,904,650	829,732	25,962	52,246	46,972	72,973	26,464
Jaconets including Madapollams, Malis and Cambrics ... ..	287,400	416	28,000	124,000	70,319	1,917	8	1,000	1,747	1,461

ABSTRACT TABLES  
IMPORTS.

No. 5—continued.

564 TOTAL QUANTITIES and VALUE of ARTICLES IMPORTED—continued.

ARTICLES.	QUANTITY.					VALUE.				
	1916-1917.	1917-1918.	1918-1919.	1919-1920.	1920-1921.	1916-1917.	1917-1918.	1918-1919.	1919-1920.	1920-1921.
<b>Textiles—continued.</b>						£	£	£	£	£
<b>Piece-goods—continued.</b>										
<b>Grey (unbleached)—continued.</b>										
Longcloth and shirtings ... Yds.	19,633,301	2,101,064	768,481	2,354,401	2,435,030	278,341	49,388	21,088	77,406	83,392
Printers	.....	.....	.....	.....	.....	.....	.....	.....	.....	.....
Sheetings	54,038,711	13,451,974	12,314,905	26,734,374	24,687,613	817,854	319,723	413,874	991,417	989,718
T. Cloth and Domestic	75,000	29,270	.....	.....	.....	907	445	.....	.....	.....
Unspecified descriptions	5,509,797	10,963,485	18,976,390	8,392,872	3,236,307	75,457	397,403	615,123	283,035	95,789
<b>Bordered grey—</b>										
Sheetings	.....	.....	.....	.....	18,000	.....	.....	.....	.....	697
Total, Grey (Unbleached)	87,488,680	31,227,705	34,569,129	39,814,505	32,134,433	1,381,177	779,413	1,127,536	1,445,231	1,145,099
<b>White (bleached)—</b>										
Chadars	326,196	109,300	187,976	536,665	532,773	5,753	3,293	6,559	20,503	23,944
Checks, spots and stripes	123,314	399,592	232,757	128,931	400,114	3,036	7,345	9,819	4,814	13,537
Dhatis, saris and scarves...	441,532	279,723	633,089	320,618	181,450	7,044	7,368	25,470	8,594	5,985
Drills and Jeans	144,628	389,103	236,548	570,949	289,633	2,933	14,524	11,120	24,639	12,25
Jaconets, Madapollams, Mulls, Cambrics and Muslins	1,183,913	540,128	2,297,256	794,953	19,477	14,063	11,933	61,289	27,555	995
Lawns	.....	.....	.....	10,799	11,509	.....	.....	.....	535	711
Longcloth and shirtings	5,961,808	3,306,386	1,631,127	1,807,132	1,444,179	93,023	68,818	57,013	60,963	59,33
Hainsocks	63,713	95,424	94,950	47,708	46,773	842	1,598	2,204	1,398	1,170
Sheetings	601,900	114,729	109,400	1,591,978	3,084,480	7,913	3,032	3,307	87,764	100,254
T. Cloth and domestic...	944	594	.....	680	7,315	29	77	.....	45	492
Twills	12,641	31,000	85,729	12,770	7,768	293	1,213	3,893	694	484
Mulls	.....	.....	.....	39,000	481,840	.....	.....	.....	737	12,872
Unspecified descriptions	397,152	441,290	1,153,914	409,365	1,007,106	5,858	13,974	55,939	13,491	39,245
Total, White (bleached)	9,097,531	5,640,696	6,912,417	6,170,453	7,785,426	140,708	132,568	226,623	222,681	399,596
<b>Printed goods—</b>										
Chadars	.....	.....	.....	.....	178,740	.....	.....	.....	.....	6,790
Checks, spots and stripes	.....	.....	.....	.....	1,900	.....	.....	.....	.....	67
Dhatis, (including lungis)	.....	.....	.....	.....	27,440	.....	.....	.....	.....	1,287
Prints and Chintz	.....	.....	.....	.....	22,116	.....	.....	.....	.....	672
Saris and Scarves	.....	.....	.....	.....	14,635	.....	.....	.....	.....	899
Twills	.....	.....	.....	.....	5,802	.....	.....	.....	.....	532
Unspecified descriptions	.....	.....	.....	.....	160,111	.....	.....	.....	.....	4,993
<b>Coloured, printed or dyed—</b>										
Cambrics, including Madapollams, Mus- lins, Mulls and Jaconets	151,531	44,562	270,371	238,265	104,643	2,322	1,001	7,013	7,358	4,075
Chadars	1,424,037	504,151	2,279,020	221,717	398,903	20,747	16,429	75,611	9,363	14,656
Checks, spots and stripes	483,668	292,666	537,004	254,973	718,605	7,276	6,919	18,363	7,690	24,068
Dhatis (including lungis)	1,026,346	540,990	1,517,333	680,067	598,514	10,877	15,543	74,203	39,211	17,869
Drills and Jeans	539,628	876,173	374,553	399,269	59,259	13,036	10,911	14,805	18,624	2,285
Flannel and flannelettes	.....	.....	.....	.....	1,180	.....	.....	.....	.....	68
Prints and Chintz	1,769,159	1,521,548	1,449,097	995,618	244,419	33,055	26,494	56,053	29,362	35,031
Saris and Scarves	1,206,153	814,733	1,129,030	668,779	1,353,677	24,937	23,069	41,993	28,143	69,675
Shirtings	451,176	425,198	321,426	53,990	27,263	8,165	8,516	9,371	1,723	1,156
Twills	6,611	14,116	25,030	.....	47,850	223	422	1,394	.....	1,447
Woven lungis	.....	.....	.....	.....	8,750	.....	.....	.....	.....	487
Unspecified descriptions	5,782,579	6,030,363	10,019,426	4,916,275	3,292,833	102,185	154,858	235,937	181,871	193,943
Total, Coloured	12,910,991	10,554,498	17,923,336	9,469,353	7,764,673	330,123	373,277	634,691	333,643	268,430
<b>Woven coloured goods—</b>										
Flannel and flannelettes	.....	.....	.....	.....	3,335	.....	.....	.....	.....	148
Prints of all descriptions	.....	29,004	19,579	1,000	47,372	.....	.....	.....	.....	1,231
Total, Piece-goods	109,467,012	47,423,063	59,423,400	54,558,311	47,684,622	1,652,093	1,179,257	1,969,878	1,995,695	1,709,676
<b>Rope</b>										
Thread sewing ... Lbs.	10,119	4,434	7,952	17,139	2,912	257	151	389	771	187
Towels in the piece	60,068	21,362	72,320	26,045	43,712	4,992	1,924	9,310	3,340	8,524
Other sorts of manufactures	10,353	5,172	7,675	12,306	7,218	337	300	443	640	544
Total, Cotton Goods, including Twist and Yarn	106,630	125,113	84,060	59,985	53,988	3,630	4,894	3,076	1,993	2,286
	.....	.....	.....	.....	.....	1,712,336	1,380,705	2,439,180	2,179,032	2,007,691

ABSTRACT TABLES  
IMPORTS.

No. 5—continued.  
TOTAL QUANTITIES and VALUE of ARTICLES IMPORTED—continued.

565

ARTICLES.	QUANTITY.					VALUE.				
	1916-1917.	1917-1918.	1918-1919.	1919-1920.	1920-1921.	1916-1917.	1917-1918.	1918-1919.	1919-1920.	1920-1921.
<b>Textiles—continued.</b>										
<b>Flax—</b>										
Raw ... .. Lbs.	.....	.....	.....	.....	.....	.....	.....	.....	.....	.....
Twist and Yarn ... .. "	.....	.....	.....	.....	.....	.....	.....	.....	.....	.....
<b>Manufactures—</b>										
Bags and Sacks ... .. Nos.	1,304	.....	.....	103	.....	106	.....	.....	14	.....
Canvas ... .. Yds.	4,370	800	3,083	.....	10,006	817	81	808	.....	788
Piece-goods ... .. "	.....	.....	.....	.....	.....	.....	.....	.....	.....	.....
Thread sewing ... .. Lbs.	.....	.....	.....	.....	.....	.....	.....	.....	.....	.....
Other sorts ... .. "	23,111	1,870	2,368	23,801	20,889	1,009	113	199	3,145	1,819
Total, Flax (including Twist and Yarn) Value.	.....	.....	.....	.....	.....	1,473	194	929	3,139	2,377
Haberdaery and Millinery ... .. "	.....	.....	.....	.....	.....	647	131	964	1,366	8,314
<b>Hemp—</b>										
Raw ... .. Cwt.	134	29	.....	3	208	139	68	.....	3	148
<b>Manufactures (excluding cordage)—</b>										
Bags and Sacks... .. Nos.	.....	.....	.....	12	.....	.....	.....	.....	1	.....
Cloth ... .. Yds.	.....	.....	.....	.....	.....	.....	.....	.....	.....	.....
Manufactures ... .. Cwt.	13	.....	.....	4,480	777	39	.....	.....	180	68
Total, Hemp manufactures ... Value.	.....	.....	.....	.....	777	39	.....	.....	181	68
<b>Jute—</b>										
Raw ... .. Cwt.	870	1,250	1,188	87	794	983	1,039	2,408	2,027	1,484
Twist and Yarn ... .. Lbs.	.....	.....	.....	.....	.....	.....	.....	.....	.....	.....
<b>Manufactures—</b>										
Canvas ... .. Yds.	.....	.....	633	.....	400	.....	.....	70	.....	87
Gunny bags ... .. Nos.	733,820	900,048	813,453	387,817	481,736	24,813	49,188	27,878	17,108	18,108
.. cloth ... .. Yds.	63,797	.....	10,350	29,000	23,800	1,419	.....	280	788	367
Rope and Twine ... .. Cwt.	485	123	1,400	343	396	808	643	6,371	1,607	818
Other kinds ... .. "	.....	3	2	1	.....	.....	2	9	17	.....
Total, Jute (including Twist and Yarn) ... Value.	.....	.....	.....	.....	.....	27,223	49,741	34,276	19,056	19,017
<b>Silk—</b>										
Raw ... .. Lbs.	330	2,330	11,483	7,068	2,580	148	897	6,374	2,823	820
Waste ... .. "	.....	.....	.....	.....	.....	.....	.....	.....	.....	.....
Yarn, noils and warps ... .. "	.....	.....	779	740	.....	.....	.....	480	479	.....
<b>Manufactures—</b>										
Goods of silk mixed with other materials ... .. Yds.	22,751	29,530	55,554	27,223	13,470	908	1,647	3,068	2,787	1,444
Silk—piece-goods ... .. "	64,308	49,399	127,008	139,816	80,973	5,533	9,108	11,910	13,964	6,197
Thread for sewing ... .. Lbs.	415	373	7,184	379	628	171	173	2,793	110	408
Other sorts ... .. "	2,323	3,001	5,723	1,013	543	485	1,167	1,408	613	100
Total silk (including yarn) ... Value.	.....	.....	.....	.....	.....	7,140	6,800	19,489	17,240	10,173
<b>Wool—</b>										
Raw ... .. Lbs.	60	.....	188	.....	.....	1	.....	3	.....	.....
Yarn and knitting wool ... .. "	330	.....	34	239	30	26	.....	3	21	13
<b>Manufactures—</b>										
Brads ... .. Lbs.	.....	.....	.....	.....	.....	.....	.....	.....	.....	.....
Carpets and Rugs ... .. "	98,798	98,341	52,086	41,764	31,264	6,555	6,388	2,721	6,081	7,334
Hosiery ... .. "	621	377	1,461	417	798	60	68	448	133	189
Piece-goods ... .. Yds.	5,326	10,738	6,523	2,346	7,317	688	1,370	1,364	2,098	2,610
Shawls ... .. Nos.	675	15	.....	285	6	198	7	.....	199	4
Other sorts ... .. Lbs.	2,418	55	1,466	4,123	5,949	188	4	110	310	1,380
Total Wool (including yarn) ... Value.	.....	.....	.....	.....	.....	7,448	8,383	8,549	10,440	11,313
Total Textile raw materials ... .. "	.....	.....	.....	.....	.....	2,977	6,613	11,719	6,320	3,774
Total value of yarns and textile fabrics ... .. "	.....	.....	.....	.....	.....	1,789,236	1,398,798	2,493,081	2,322,087	2,044,373

ABSTRACT TABLES.  
IMPORTS.

No. 5—continued.

566 TOTAL QUANTITIES and VALUE of ARTICLES IMPORTED—continued.

ARTICLES.	QUANTITY.					VALUE.				
	1916-1917.	1917-1918.	1918-1919.	1919-1920.	1920-1921.	1916-1917.	1917-1918.	1918-1919.	1919-1920.	1920-1921.
<b>Tobacco—</b>						£	£	£	£	£
Unmanufactured ... Lbs.	9,670,844	10,855,089	10,027,403	8,523,045	9,003,489	154,185	281,476	290,099	118,034	302,753
<b>Manufactured—</b>										
Cigars ... ..	5,681	2,400	3,257	1,581	3,310	731	415	574	298	533
Cigarettes ... ..	302,309	204,953	246,072	184,107	338,449	27,714	29,297	37,049	20,154	75,780
Other sorts ... ..	141,690	45,769	40,539	55,643	71,628	9,650	5,414	4,230	5,481	8,284
Total, Tobacco ... ..	9,960,474	10,868,204	10,317,270	8,774,425	10,016,866	192,599	315,702	332,782	143,667	386,434
<b>Toilet requisites (not specified elsewhere) ... Value.</b>						1,098	2,015	3,737	4,419	5,759
<b>Toys and requisites for games and sports, including fishing tackle—</b>										
Toys ... .. Value.						247	325	818	337	173
Requisites for games, etc., (including firearms)—										
Playing cards ... .. Value.						393	273	603	916	109
Other sorts ... ..						177	563	374	661	1,317
Total, Toys and requisites for games and sports ... ..						817	1,161	1,385	1,914	2,096
<b>Umbrellas and Umbrella-fittings—</b>										
Umbrellas, complete (including parasols and sunshades) ... Nos.	4,390	3,225	5,351	3,051	3,350	378	408	837	505	469
Umbrella fittings ... .. Value.									2	
Total Umbrellas and umbrella fittings ... ..	4,390	3,225	5,351	3,051	3,350	378	408	837	507	469
<b>Wax of all kinds, other than paraffin wax (excluding candles) ... Gwt.</b>	1,378	4,342	1,191	3,680		7,329	38,437	7,301	25,203	
<b>Wood and Timber—</b>										
<b>Timber, other than railway sleepers—</b>										
Deal and pine wood ... .. Cub. tons.	312	1	13	243	445	2,144	20	102	3,254	4,642
Jarrah wood ... ..										
Teak wood ... ..	45	5	184	27	139	681	103	369	481	1,702
Other timber ... ..	3,378	794	1,363	975	2,191	9,989	7,591	8,082	10,491	23,589
Total Timber other than railway sleepers ... ..	3,695	800	1,380	1,245	2,775	12,814	7,717	8,553	14,126	29,933
<b>Wood—</b>										
Fire Wood ... .. Tons.	5,903	4,351	3,844	1,823	2,408	4,949	4,341	3,430	1,793	2,895
<b>Ornamental wood—</b>										
Ebony ... .. Value.										2
Sandal ... .. Tons.				7 1/2	15 1/2	819	241	847	1,553	637
Other kinds ... ..										
Total, Ornamental ... ..				7 1/2	15 1/2	819	241	847	1,553	639
Manufacture of wood, other than furniture and cabinet ware ... Value.						373	219	294	1,172	693
Total, Wood ... ..						18,965	13,418	13,074	13,719	33,317
<b>Articles imported by post ... Value.</b>						51,753	111,248	32,935	81,903	111,089
<b>All other articles of merchandise—</b>										
Unmanufactured ... .. Value.						228	684	2,144	2,099	6,178
Manufactured ... ..						2,075	901	2,706	6,440	5,715
Grand Total Value of Merchandise Imported (exclusive of Government Stores) ... Value.						4,890,606	4,664,759	4,185,929	6,589,474	8,774,425
<b>Treasure—</b>										
Gold ... .. Value.						63,201	69,637	29,299	11,000	24,594
Silver ... ..						250,943	267,453	141,106	237,016	513,002
Total, Value of Private Treasure ... ..						314,144	337,090	170,405	248,016	537,596
Grand Total, Private Merchandise and Treasure ... Value.						5,204,750	5,001,849	4,356,334	6,837,490	9,312,021

ABSTRACT TABLES.  
EXPORTS.

No. 6.

TOTAL QUANTITIES and VALUE of ARTICLES EXPORTED.

567

ARTICLES.	QUANTITIES.					VALUE.				
	1916-1917.	1917-1918.	1918-1919.	1919-1920.	1920-1921.	1916-1917.	1917-1918.	1918-1919.	1919-1920.	1920-1921.
<b>Animals, living--</b>						\$	\$	\$	\$	\$
Cattle (excluding sheep and goats) ... Nos.	87	26	43	140	.....	194	36	168	267	.....
Horses ... ..	3	3	3	13	3	37	13	36	303	113
Sheep and goats ... ..	709	19	23	78	693	434	7	13	36	709
Other kinds ... ..	29	33	69	93	179	66	61	108	333	719
<b>Total, Animals living ... Nos.</b>	<b>638</b>	<b>63</b>	<b>138</b>	<b>231</b>	<b>675</b>	<b>711</b>	<b>108</b>	<b>323</b>	<b>640</b>	<b>1,341</b>
<b>Apparel (including drapery, uniforms, and accoutrements, but excluding hosiery and boots and shoes) ... Value.</b>	.....	.....	.....	.....	.....	6,075	6,880	5,901	10,497	7,468
<b>Arms, ammunition, and military stores ... ..</b>	.....	.....	.....	.....	.....	2,738	373	230	458	1,335
<b>Art, works of ... ..</b>	.....	.....	.....	.....	.....	74	103	41	109	603
<b>Books printed, and printed matter (not being stationery) including maps and charts ... ..</b>	.....	.....	.....	.....	.....	.....	.....	.....	.....	.....
Books printed, and printed matter (not being stationery) including maps and charts ... Cwt.	395	153	186	.....	133	1,301	683	1,466	809	799
<b>Boots and shoes ... ..</b>	<b>15,943</b>	<b>10,849</b>	<b>10,396</b>	.....	<b>7,577</b>	<b>1,669</b>	<b>1,367</b>	<b>1,644</b>	<b>1,797</b>	<b>1,343</b>
<b>Building and Engineering materials, other than of iron, steel, or wood--</b>										
Bricks ... .. Nos.	100	.....	100	.....	.....	1	.....	2	.....	.....
Chalk and lime ... .. Cwt.	2	75	1	10	204	5	19	3	3	66
Pipe of Earthenware ... .. Cwt.	.....	.....	1	.....	.....	.....	.....	3	.....	.....
Tiles ... .. Nos.	.....	.....	18,900	.....	1,596	.....	.....	697	.....	80
Other kinds ... .. Cwt.	615	1,779	1,185	213	1,432	308	639	684	117	350
<b>Total value of Building and Engineering materials ... Value.</b>	.....	.....	.....	.....	.....	<b>314</b>	<b>657</b>	<b>1,333</b>	<b>131</b>	<b>945</b>
<b>Candles of all kinds ... ..</b>	<b>68,123</b>	<b>90,302</b>	<b>77,912</b>	<b>157,169</b>	<b>46,894</b>	<b>1,976</b>	<b>2,318</b>	<b>3,316</b>	<b>6,097</b>	<b>1,302</b>
<b>Canes and rattans ... ..</b>	<b>901</b>	<b>70</b>	<b>413</b>	<b>219</b>	<b>178</b>	<b>144</b>	<b>304</b>	<b>1,769</b>	<b>779</b>	<b>497</b>
<b>Carriages and carts (excluding railway carriages), and parts thereof--</b>										
Carriages and carts ... .. Nos.	31	25	30	138	73	1,244	1,008	611	7,379	11,048
Parts of carriages and carts ... Value.	.....	.....	.....	.....	.....	116	269	198	746	1,023
<b>Total, Carriages and carts ... Value.</b>	.....	.....	.....	.....	.....	<b>1,360</b>	<b>1,277</b>	<b>809</b>	<b>8,125</b>	<b>12,071</b>
<b>Chemicals and chemical preparations (excluding chemical manures and medicines)--</b>										
Alum ... .. Cwt.	20	26	61	42	59	31	109	100	310	115
<b>Potassium compounds--</b>										
Saltpetre ... ..	.....	.....	.....	.....	.....	.....	.....	.....	.....	.....
Other sorts ... ..	.....	.....	18	9,761	7,499	.....	.....	15	7,610	4,196
<b>Soda compounds--</b>										
Borax ... ..	3	21	31	16	13	7	26	11	39	79
Other sorts ... ..	145	140	601	10,701	6,091	73	106	530	4,361	1,945
Other sorts of chemicals ... ..	.....	.....	.....	.....	.....	5,001	7,418	29,186	4,715	9,213
<b>Total of Chemicals ... Value</b>	.....	.....	.....	.....	.....	<b>5,111</b>	<b>7,653</b>	<b>30,340</b>	<b>15,985</b>	<b>8,639</b>
<b>Coal, coke, and patent fuel--</b>										
Coal ... .. Tons.	40	153	.....	.....	.....	230	1,080	.....	.....	.....
Patent fuel ... ..	29	.....	.....	.....	.....	139	.....	.....	.....	.....
<b>Total, Coal, coke, and patent fuel ... Tons.</b>	<b>69</b>	<b>153</b>	.....	.....	.....	<b>369</b>	<b>1,080</b>	.....	.....	.....
<b>Coffee ... ..</b>	<b>83,453</b>	<b>127,490</b>	<b>85,297</b>	<b>108,173</b>	<b>64,492</b>	<b>281,239</b>	<b>440,829</b>	<b>305,890</b>	<b>459,326</b>	<b>340,343</b>
<b>Coir--</b>										
Unmanufactured ... ..	30	.....	178	115	13	70	.....	313	189	19
Manufactured ... ..	48	5	.....	11	180	60	6	.....	18	344
<b>Coral ... ..</b>	<b>1</b>	<b>21</b>	.....	<b>13</b>	.....	<b>1</b>	<b>15</b>	.....	<b>67</b>	.....
<b> Cordage and rope of vegetable fibre (excluding jute and cotton) ... Cwt.</b>	<b>1,451</b>	<b>465</b>	<b>217</b>	.....	<b>924</b>	<b>1,609</b>	<b>1,422</b>	<b>367</b>	.....	<b>1,449</b>
<b>Drugs and medicines (excluding chemicals and narcotics)--</b>										
Alum ... .. Cwt.	230	219	652	296	337	613	451	376	1,029	1,073
Asafoetida ... ..	61	165	150	243	179	199	448	1,398	1,367	478
Camphor ... .. Lbs.	.....	.....	8	.....	46	.....	.....	.....	.....	10
Galangal ... .. Cwt.	236	378	10	292	230	295	498	19	664	341
Quinine salt, other sorts ... .. Lbs.	8	67	91	.....	4	9	16	3	.....	2
Scam ... .. Cwt.	4,617	1,922	145	264	1,273	9,123	1,054	486	263	1,166
Other sorts of drugs and medicines ... Value.	.....	.....	.....	.....	.....	4,701	6,079	6,964	9,364	11,076
<b>Total, Drugs and Medicines ... Value.</b>	.....	.....	.....	.....	.....	<b>16,810</b>	<b>8,015</b>	<b>9,169</b>	<b>12,317</b>	<b>14,661</b>

ABSTRACT TABLES,  
EXPORTS.

No. 6—continued.

568 TOTAL QUANTITIES and VALUE of ARTICLES EXPORTED—continued.

ARTICLES.	QUANTITIES.					VALUE.				
	1916-1917.	1917-1918.	1918-1919.	1919-1920.	1920-1921.	1916-1917.	1917-1918.	1918-1919.	1919-1920.	1920-1921.
<b>Dyeing and Tanning Substances—</b>										
Indigo ... .. Cwts.	74½	40	22	39	307	3,073	1,407	896	1,223	9,949
Myrobolams ... .. "	2	½	.....	5	.....	1	1	.....	11	.....
Safflower ... .. "	349	701½	778½	507	709½	2,680	6,844	7,034	4,676	7,397
Turmeric ... .. "	918	3,425	4,658	2,089	2,210	1,083	8,304	9,010	3,077	2,419
Other sorts (including iso-dye) ... .. "	639	110	84	544	781	2,687	678	323	2,631	6,349
<b>Total, Dyeing and Tanning Substances ... Cwts.</b>	<b>1,971½</b>	<b>4,376½</b>	<b>5,542½</b>	<b>3,184</b>	<b>.....</b>	<b>9,883</b>	<b>17,434</b>	<b>17,263</b>	<b>11,518</b>	<b>28,004</b>
<b>Earthenware and Porcelain (excluding pipes of earthenware) ... Value.</b>										
.....	.....	.....	.....	.....	.....	2,593	1,994	1,491	4,328	5,591
<b>Feathers ... Lbs.</b>										
.....	149	38	47	51	375	319	63	157	65	478
<b>Fire works ... "</b>										
.....	.....	.....	.....	.....	.....	.....	.....	.....	.....	6
<b>Fish (excluding canned fish)—</b>										
Fish, dry, unsalted ... .. Cwts.	160	63	.....	63	1,810	79	17	.....	89	1,366
Fish, dry, salted ... .. "	1,780	773	1,015	787	2,642	1,691	608	690	599	1,373
Fishmaws and sharkfins ... .. "	663	115	190	1,619	3,453	1,144	390	496	3,023	8,929
<b>Total, Fish (excluding canned fish) ... Cwt.</b>	<b>3,603</b>	<b>940</b>	<b>1,175</b>	<b>2,469</b>	<b>7,904</b>	<b>3,014</b>	<b>855</b>	<b>1,186</b>	<b>4,690</b>	<b>11,668</b>
<b>Fodder, Bran, and Pollards (excluding oilcake)—</b>										
Bran and pollard ... .. Tons.	96	139½	424	24	43½	756	1,478	5,338	300	411
Other sorts ... .. Cwt.	1,659	687	1,830	1,510	1,804	489	161	676	498	394
<b>Total Fodder, Bran, and Pollard (excluding oilcake) ... Value.</b>	<b>.....</b>	<b>.....</b>	<b>.....</b>	<b>.....</b>	<b>.....</b>	<b>1,215</b>	<b>1,639</b>	<b>6,014</b>	<b>764</b>	<b>805</b>
<b>Fresh Fruits and Vegetables—</b>										
Fresh fruits, cocoanuts ... .. Nos.	180	125	.....	600	1,185	1	2	.....	13	17
Other sorts ... .. Value.	.....	.....	.....	.....	.....	47	4	.....	36	94
Fresh vegetables of all kinds ... .. "	.....	.....	.....	.....	.....	1,708	1,445	844	825	631
Onions ... .. Cwt.	1,383	1,968	671	734	990	783	1,179	663	798	690
Fruits and vegetables, dried, salted, or preserved, all sorts ... .. Cwts.	140,090½	72,995	25,281	128,969	117,041	71,374	40,349	23,087	116,543	82,076
<b>Total, Fruits and Vegetables ... Value.</b>	<b>.....</b>	<b>.....</b>	<b>.....</b>	<b>.....</b>	<b>.....</b>	<b>73,912</b>	<b>42,976</b>	<b>24,544</b>	<b>112,315</b>	<b>83,208</b>
<b>Furniture and Cabinetware ... Value</b>										
.....	.....	.....	.....	.....	.....	367	339	453	1,223	2,186
<b>Glass and Glassware ... "</b>										
.....	.....	.....	.....	.....	.....	3,128	2,791	2,710	4,946	6,973
<b>Grain, Pulse and Flour—</b>										
Barley ... .. Cwts.	1,070	4	33	104	5	639	3	18	70	29
Gram ... .. "	3,259	2,798	16,076	4,596	.....	1,634	1,765	11,649	4,956	.....
Jowar and Bajra ... .. "	331,961	94,741	35,661	43,995	28,392	137,176	60,856	27,410	41,065	19,771
Oats ... .. "	105	.....	.....	.....	.....	74	.....	.....	.....	.....
Maize ... .. "	448	623	1,244	465	600	201	367	728	413	375
Pulse other sorts ... .. "	1,604	1,425	895	623	349	1,433	1,409	890	613	413
Pulse Beans ... .. "	.....	.....	.....	43	477	.....	.....	.....	54	421
Gram ... .. "	.....	.....	.....	180	4,023	.....	.....	.....	342	4,120
Lentils (Masur) ... .. "	.....	.....	.....	340	176	.....	.....	.....	349	159
Rice Broken ... .. "	.....	.....	.....	.....	2,713	.....	.....	.....	.....	2,071
Rice not in the husk ... .. "	239,676	139,634	184,691	227,133	123,457	143,827	101,599	164,792	226,161	123,299
Wheat ... .. "	531	1,320	2,565	433	213	363	1,298	2,306	668	330
Hour ... .. "	17,404	18,673	24,268	39,448	29,329	12,561	18,530	27,582	44,343	20,223
Other sorts ... .. "	563	621	2,353	106	941	674	497	2,159	156	863
<b>Total, Grain, Pulse and Flour ... Cwt.</b>	<b>696,730</b>	<b>331,217</b>	<b>167,915</b>	<b>318,603</b>	<b>199,679</b>	<b>398,300</b>	<b>166,094</b>	<b>237,664</b>	<b>229,195</b>	<b>191,086</b>
<b>Gums and Resins—</b>										
Arabic ... .. Cwts.	10,043	7,008	5,764	20,180	5,425	21,413	15,008	14,997	22,673	9,311
Benjamin ... .. "	351	763	667	1,436	455	929	2,653	2,709	4,568	1,418
Olibanum or Frankincense ... .. "	21,154	22,516	13,348	29,698	15,339	34,809	27,659	15,663	63,144	22,343
Resin ... .. "	59	15	12	19	56	65	29	14	86	169
Other sorts ... .. "	14,747	12,300	12,709	21,181	11,572	16,079	21,066	23,923	42,544	30,676
<b>Total, Gums and Resins ... Cwts.</b>	<b>54,354</b>	<b>42,601</b>	<b>33,496</b>	<b>61,595</b>	<b>32,838</b>	<b>73,295</b>	<b>66,615</b>	<b>70,305</b>	<b>123,977</b>	<b>63,746</b>
<b>Hardware and Outlets (including platedware) ... Value.</b>										
.....	.....	.....	.....	.....	.....	6,358	6,937	6,196	14,891	21,405



ABSTRACT TABLES.  
EXPORTS.

No. 6—continued.

561

TOTAL QUANTITIES and VALUE of ARTICLES EXPORTED—continued.

ARTICLES.	QUANTITIES.					VALUE.				
	1916-1917.	1917-1918.	1918-1919.	1919-1920.	1920-1921.	1916-1917.	1917-1918.	1918-1919.	1919-1920.	1920-1921.
<b>Hides and Skins, raw—</b>										
Cow hides	Cwts. 42,031 Nos. 420,021	29,642 298,428	15,626 145,941	80,200 678,200	9,662 96,812	\$ 237,112	\$ 178,214	\$ 87,219	\$ 619,691	\$ 66,268
Calf skins	Cwts. 881 Nos. 8,270	..... .....	125 2,500	122 2,440	..... .....	687	.....	1,867	173	.....
Other sorts	Cwts. 222 Nos. 2,222	2,069 20,690	2 20	2,198 21,980	1,077 10,070	299	4,426	4	2,060	1,371
Total, Hides, raw	Cwts. 42,934 Nos. 429,063	31,713 319,018	15,753 158,464	82,498 709,880	10,739 108,882	237,990	177,641	90,121	621,997	68,099
<b>Skins, raw—</b>										
Goat skins	Cwts. 55,850 Nos. 4,667,918	16,220 1,145,624	24,250 2,729,919	86,220 6,831,674	16,220 1,310,877	\$ 621,178	\$ 126,063	\$ 214,212	\$ 1,129,024	\$ 191,611
Sheep skins	Cwts. 80,421 Nos. 2,633,992	9,673 773,898	20,828 2,447,928	24,800 2,772,793	15,198 1,218,480	290,086	97,080	271,263	417,221	173,761
Other sorts	Cwts. 5,863 Nos. 1,812,655	2,601 632,174	2,001 989,226	7,417 2,272,485	5,089 1,829,423	24,243	11,962	18,208	61,201	60,919
Total, Skins, raw	Cwts. 61,934 Nos. 8,714,266	28,494 2,751,596	47,079 6,176,869	117,437 11,077,952	37,207 4,349,780	\$ 935,497	\$ 235,085	\$ 503,783	\$ 1,607,446	\$ 406,291
Total, Hides and Skins, (excluding cuttings of hides and skins, raw)	Cwts. 104,868 Nos. 9,142,213	60,207 3,070,608	62,832 6,355,333	199,935 12,808,100	47,987 4,459,178	\$ 1,971,487	\$ 412,726	\$ 903,904	\$ 2,229,443	\$ 887,490
Cuttings of Hides and Skins	Cwts. 129	25	65	1	14	123	49	88	4	40
Horns, tips and pieces of horn and Hornmeal	1	.....	.....	1	.....	1	.....	.....	107	.....
<b>Instruments, Apparatus, and Appliances, and parts thereof—</b>										
Musical	.....	.....	.....	.....	.....	146	170	27	187	227
Other kinds	.....	.....	.....	.....	.....	2,722	641	478	2,481	4,794
Total, Instruments	.....	.....	.....	.....	.....	\$ 2,868	\$ 811	\$ 505	\$ 2,668	\$ 5,021
<b>Ivory—</b>										
Unmanufactured	Lbs. 26,768	19,200	15,522	56,798	26,226	\$ 11,762	\$ 6,220	\$ 5,727	\$ 27,700	\$ 20,626
Manufactured	.....	.....	.....	.....	.....	75	48	3	12	81
Total, Ivory	.....	.....	.....	.....	.....	\$ 11,837	\$ 6,268	\$ 5,730	\$ 27,712	\$ 20,707
<b>Jewellery (excluding imitation jewellery and Precious Stones and Pearls, unset, also plate of gold and silver)—</b>										
Jewellery	.....	.....	.....	.....	.....	611	661	225	294	211
Plate of gold and silver	.....	.....	.....	.....	.....	.....	27	.....	48	129
Total, Jewellery	.....	.....	.....	.....	.....	611	688	225	342	340
Lac-stick	.....	.....	.....	.....	.....	.....	7	12	12	1
Lacquered ware	.....	.....	.....	.....	.....	11	26	.....	26	9
<b>Hides and skins, tanned or dressed, and Goat her Hides, tanned or dressed—</b>										
Buffalo Hides	Cwts. .... Nos. ....	1 5	..... .....	1 2	..... .....	.....	4	.....	2	.....
Cow Hides	Cwts. .... Nos. ....	1 1	..... .....	..... .....	..... .....	.....	1	.....	.....	.....
Other Hides	Cwts. .... Nos. ....	..... .....	..... .....	..... .....	..... .....	.....	.....	.....	.....	.....
Total, Hides, tanned or dressed	Cwts. .... Nos. ....	2 6	..... .....	1 2	..... .....	.....	5	.....	2	.....
Goat skins	Cwts. 261 Nos. 28,983	178 12,900	140 11,200	..... .....	..... .....	\$ 2,186	\$ 1,728	\$ 2,027	.....	.....
Sheep skins	Cwts. 82 Nos. 6,000	1 40	..... .....	..... .....	..... .....	647	17	.....	.....	.....
Other sorts	Cwts. .... Nos. ....	146 66,790	64 20,623	88 18,467	194 26,654	.....	4,681	2,726	2,197	1,609
Total, Skins, tanned or dressed	Cwts. 444 Nos. 26,463	224 60,790	204 21,823	88 18,467	194 18,654	\$ 2,122	\$ 6,261	\$ 4,753	\$ 2,197	\$ 1,609
Total, Hides and skins, tanned or dressed	Cwts. 444 Nos. 26,463	224 60,790	204 21,823	88 18,467	194 18,654	\$ 2,122	\$ 6,261	\$ 4,753	\$ 2,199	\$ 1,609
<b>Unwrought Manufactures (excluding boots and shoes)—</b>										
Saddlery and harness	.....	.....	.....	.....	.....	88	67	49	523	281
Other sorts	.....	.....	.....	.....	.....	214	149	249	286	668
Total, Leather	.....	.....	.....	.....	.....	\$ 3,222	\$ 8,062	\$ 4,661	\$ 2,127	\$ 2,950

ABSTRACT TABLES.  
EXPORTS.

570

No. 6—continued.

TOTAL QUANTITIES and VALUE of ARTICLES EXPORTED—continued.

ARTICLES.	QUANTITIES.					VALUE.				
	1916-1917.	1917-1918.	1918-1919.	1919-1920.	1920-1921.	1916-1917.	1917-1918.	1918-1919.	1919-1920.	1920-1921.
<b>Liquors—</b>						£	£	£	£	£
Spirits ... Gals.	6,042	2,371	5,335	4,199	3,914	3,141	1,817	5,242	3,268	2,663
Wines ... "	890	533	4,156	4,308	1,501	417	271	3,530	2,143	1,426
Other sorts of liquors ... "	6,198	1,123	3,211	3,006	4,261	1,304	408	1,191	735	933
<b>Total, Liquors ... Gals.</b>	<b>12,830</b>	<b>4,327</b>	<b>12,702</b>	<b>11,413</b>	<b>9,676</b>	<b>4,862</b>	<b>2,496</b>	<b>10,013</b>	<b>6,141</b>	<b>5,021</b>
<b>Machinery and millwork of all kinds ... Value.</b>						4,072	3,093	2,917	6,600	12,367
<b>Manures—</b>										
Bones ... Tons.										
Fish manures and Guano ... "	34	85			28	55	158			18
<b>Total, Manures ... Tons.</b>	<b>34</b>	<b>85</b>			<b>28</b>	<b>55</b>	<b>158</b>			<b>18</b>
<b>Mats and matting (except coir and cocanouchou) ... Sq. yds.</b>	<b>13,133</b>	<b>19,032</b>	<b>2,222</b>	<b>11,704</b>	<b>70,236</b>	<b>209</b>	<b>282</b>	<b>54</b>	<b>168</b>	<b>804</b>
<b>Metals and Ores—</b>										
<b>Brass, Bronze, and similar amalgams—</b>										
Unwrought ... Cwts.										
Wrought ... "	540	297	158½	1,912½	771½	1,723	1,293	731	4,619	2,909
<b>Copper—ores—</b>										
Old for re-manufacture ... Cwts.	161	397	24	359	164	513	403	90	1,384	418
Wrought (sheets and other manufactures) ... "	1,67½	34	17	125	132	755	236	210	1,115	1,116
<b>Total, Copper (excluding ore) ... Cwts.</b>	<b>1,836½</b>	<b>431</b>	<b>41</b>	<b>484</b>	<b>296</b>	<b>1,268</b>	<b>639</b>	<b>300</b>	<b>2,499</b>	<b>1,534</b>
<b>Iron or steel—manufacture—</b>										
Pigs ... Tons.				1					26	
Anchors and cables ... "	19	15	15	6	4½	496	12	55	117	363
Angle, bolt and rod ... "	½	15	15	4	17½	12	5	7	160	650
Bars and channel ... "	143½	21½	14	48½	48	1,093	633	619	2,017	1,960
Nails, screws, rivets and washers ... "	103	22½	5½	42½	24	3,663	1,005	591	2,563	1,364
Old, for re-manufacture ... "		970	413	119½	26		1,350	1,701	300	36
Pipes and fittings cast ... "	2½	15	1	½	6½	11	10	7	19	1,360
Sheets and plates (including galvanized and tinned plates) ... "	19	15	1	93½	269	491	4	27	3,043	7,567
Tubes and fittings wrought ... "					8½					1,136
Hoops and strips ... "	9	½		10½	15	85	20		259	1
Other manufactures of iron or steel ... "	41½	2	½	2½	60	49½	190	69	178	2,061
<b>Total iron or steel (excluding ore) ... Tons.</b>	<b>334½</b>	<b>913½</b>	<b>430½</b>	<b>327½</b>	<b>519½</b>	<b>7,565</b>	<b>2,228</b>	<b>3,070</b>	<b>6,693</b>	<b>16,806</b>
<b>Lead—</b>										
Pig ... Cwts.					109					28
Other sorts ... "	508	7	30	228	307	876	14	49	459	187
<b>Manganese ore ... Tons.</b>							1			
<b>Tin wrought (including plates or steel not being tinned iron) ... Cwts.</b>	<b>31</b>	<b>294½</b>	<b>65½</b>	<b>167</b>	<b>72</b>	<b>163</b>	<b>1,324</b>	<b>296</b>	<b>1,764</b>	<b>306</b>
<b>Zinc or spelter, all sorts ... "</b>	<b>137</b>	<b>129</b>	<b>34</b>	<b>114</b>	<b>136½</b>	<b>418</b>	<b>573</b>	<b>178</b>	<b>144</b>	<b>214</b>
<b>Metals, unenumerated ... "</b>	<b>629</b>	<b>368</b>	<b>633</b>	<b>1,230</b>	<b>627</b>	<b>1,360</b>	<b>1,126</b>	<b>2,095</b>	<b>3,689</b>	<b>2,420</b>
<b>Total, Metals and ores ... Tons.</b>	<b>442½</b>	<b>1,080½</b>	<b>470½</b>	<b>534½</b>	<b>630½</b>	<b>12,668</b>	<b>8,306</b>	<b>6,725</b>	<b>21,535</b>	<b>24,467</b>
<b>Rice ... Cwts.</b>										
<b>Oils—</b>										
<b>Animal—</b>										
Animals ... Cwt. Gals.	970	25		46	287				111	269
<b>Essential—</b>										
Lemongrass ... Lbs. Gals.	251	168	104	3,460	3,340	103	63	45	182	196
Other sorts ... Lbs. Gals.	546	123	270	4,430	6,530	246	263	233	452	797
Sandlewood oil ... Lbs. Gals.				443	659					1
<b>Mineral—</b>										
<b>Benzine, Benzol, Petrol and other motor spirit ... Gals.</b>	<b>380</b>	<b>2,520</b>	<b>3,370</b>	<b>3,987</b>	<b>21,035</b>	<b>46</b>	<b>439</b>	<b>619</b>	<b>671</b>	<b>3,966</b>
<b>Kerosene ... "</b>	<b>433,194</b>	<b>1,82,243</b>	<b>178,034</b>	<b>493,908</b>	<b>587,971</b>	<b>23,519</b>	<b>12,111</b>	<b>15,507</b>	<b>45,224</b>	<b>63,670</b>
<b>Other kind ... "</b>	<b>4,534</b>	<b>1,496</b>	<b>1,308</b>	<b>1,548</b>	<b>6,691</b>	<b>570</b>	<b>406</b>	<b>444</b>	<b>653</b>	<b>1,714</b>
<b>Vegetable, non-essential—</b>										
Castor ... Cwt. Gals.	88	16	22	4	6	17	5	9	20	19
Cocunut ... Cwt. Gals.	1,181	718	1,130	1,433	1,466	167	160	219	437	363
Linseed ... Cwt. Gals.	847	614	145	81	99	171	119	71	417	453
Mustard ... Cwt. Gals.	80			908	1,105	23				
<b>Niger Seeds ... Cwt. Gals.</b>			4					1		
<b>Sesamum (til or flaxseed) ... Cwt. Gals.</b>	<b>81,813</b>	<b>36,330</b>	<b>37,549</b>	<b>3,262</b>	<b>6,136</b>	<b>11,302</b>	<b>5,361</b>	<b>6,078</b>	<b>10,119</b>	<b>15,850</b>
<b>Other sorts ... Cwt. Gals.</b>	<b>1,120</b>	<b>672</b>		<b>36,548</b>	<b>68,592</b>	<b>639</b>	<b>778</b>		<b>3</b>	<b>101</b>
<b>Total, Oils ... Gals.</b>	<b>527,911</b>	<b>231,681</b>	<b>217,982</b>	<b>439,727</b>	<b>694,145½</b>	<b>30,915</b>	<b>20,198</b>	<b>23,224</b>	<b>63,769</b>	<b>77,748</b>

ABSTRACT TABLES.  
EXPORTS.

No. 6—continued.  
TOTAL QUANTITIES and VALUE of ARTICLES EXPORTED—continued.

ARTICLES.	QUANTITY.					VALUE.				
	1916-1917.	1917-1918.	1918-1919.	1919-1920.	1920-1921.	1916-1917.	1917-1918.	1918-1919.	1919-1920.	1920-1921.
<b>Oil Cakes—</b>						£	£	£	£	£
Linsced, rape and sesamum cake ... Cwt.	39	80	31	305	392	20	66	19	179	148
Other sorts ... ..	...	...	...	...	...	...	...	...	...	...
<b>Total Oil Cakes ... Cwt.</b>	<b>39</b>	<b>80</b>	<b>31</b>	<b>305</b>	<b>392</b>	<b>20</b>	<b>66</b>	<b>19</b>	<b>179</b>	<b>148</b>
<b>Oil cloth and Floor cloth ... Sq. Yds.</b>	<b>65</b>	<b>1,823</b>	<b>600</b>	<b>950</b>	<b>66</b>	<b>6</b>	<b>134</b>	<b>30</b>	<b>147</b>	<b>17</b>
<b>Opium ... Cwt.</b>	...	...	...	...	...	...	...	...	...	...
<b>Paints and Painters' Material—</b>										
Paints and Colour—										
Other sorts ... ..	249	309	66	301	639	1,309	1,870	901	2,780	2,813
Painter's Materials ... ..	...	...	...	...	...	76	120	87	124	646
<b>Total Paints and Painter's Materials ... Value</b>	...	...	...	...	...	<b>1,385</b>	<b>1,990</b>	<b>988</b>	<b>2,904</b>	<b>3,459</b>
<b>Paper and Pasteboard—</b>										
Printing Paper ... ..	1	...	...	3,060	...	7	...	...	6,448	...
Other kinds of Paper ... ..	3,043	651	616	...	3,044	5,348	2,221	4,341	...	4,742
Cardboard of all kinds ... ..	...	...	...	...	2	...	...	...	...	8
<b>Total of Paper ... Cwt.</b>	<b>3,044</b>	<b>651</b>	<b>616</b>	<b>...</b>	<b>3,044</b>	<b>5,349</b>	<b>2,221</b>	<b>4,341</b>	<b>6,448</b>	<b>4,750</b>
<b>Paraffin wax ... Cwt.</b>	...	...	...	...	...	...	...	...	...	...
<b>Perfumery (not being perfumed spirit) ... Value.</b>	...	...	...	...	...	7,015	5,856	6,784	16,134	15,781
<b>Plant Living, including bulbs ...</b>	...	...	...	...	...	9	21	...	21	101
<b>Precious stones and Pearls, unset ...</b>	...	...	...	...	...	52,153	16,035	19,233	40,607	64,000
<b>Printing and Lithographing materials (excluding Paper) ...</b>	...	...	...	...	...	3	...	...	...	...
<b>Provisions and Oilman's stores—</b>										
Biche-de-mer ... ..	1,456	...	...	28,504	52,604	10	...	...	354	428
Butter ... ..	52,418	13,253	9,478	9,134	10,055	2,814	690	694	630	860
Cheese ... ..	5,368	14	73	49	763	307	3	11	6	69
Ghee ... ..	299,869	120,167	24,020	47,193	468,071	10,664	5,073	1,194	2,064	21,712
Lard ... ..	...	...	...	...	24	...	...	...	...	8
Pickles, Chutnies and Condiments ... Cwt.	92	12	12	31	38	329	60	80	181	133
Other sorts of provisions ... ..	16,146	4,656	3,060	8,318	6,490	3,221	9,016	7,660	12,630	75,441
<b>Total Provisions and Oilman's stores ... Value.</b>	...	...	...	...	...	<b>52,344</b>	<b>18,016</b>	<b>9,304</b>	<b>16,717</b>	<b>3,628</b>
<b>Railway Plant and Rolling Stock—</b>										
Other sorts ... ..	...	...	...	...	...	...	...	300	...	...
<b>Rubber—</b>										
Raw ... ..	...	...	...	...	...	5	...	...	...	...
Manufactures ... ..	...	...	...	...	...	953	67	631	107	1,649
<b>Salt ... Tons.</b>	<b>110,766</b>	<b>100,093</b>	<b>152,942</b>	<b>144,394</b>	<b>...</b>	<b>79,921</b>	<b>107,360</b>	<b>127,799</b>	<b>160,562</b>	<b>192,514</b>
<b>Seeds Essential—</b>										
Ajama ... ..	15	61	47	198	55	17	79	62	216	127
Ajwan ... ..	90 1/2	131	26	206	61	91	211	41	471	66
Aniseeds ... ..	...	31	...	1	...	...	80	...	2	...
Asafoetida ... ..	5	...	...	3	16	6	...	...	17	25
Caraway ... ..	21	1	14	17	15	28	1	20	41	29
Coriander ... ..	251	153	340	129	181	343	329	650	294	326
Cummin (other than Black) ... ..	434	669	609	194	795	968	1,331	1,152	225	1,716
" black ... ..	...	...	...	330	6	...	...	...	663	11
Fennel ... ..	69	125	101	218	94	112	170	146	275	144
Fenugreek ... ..	625	136	61	140	26	536	162	60	213	40
Sava or Dil ... ..	10	2	4	1	1	12	2	4	1	1
Other sorts ... ..	31	2	...	1	1	6	2	...	2	2
<b>Non-Essential, Copra or Coconut—</b>										
Kernal ... ..	...	1	7,297	418	219	...	1	16,146	494	294
Castor ... ..	10	...	161	1	15	19	...	487	1	40
Cotton ... ..	161	92	33	51	168	8	74	20	62	69
Groundnuts ... ..	838	17	2,230	869	428	448	189	3,464	911	792
Linsced ... ..	1,780	...	6,563	9	499	540	...	4,607	13	621
Mustard ... ..	...	9	...	161	9	...	11	...	21	6

ABSTRACT TABLES.  
EXPORTS.

No. 6—continued.

572

TOTAL QUANTITIES and VALUE of ARTICLES EXPORTED—continued.

ARTICLES.	QUANTITY.					VALUE.				
	1916-1917.	1917-1918.	1918-1919.	1919-1920.	1920-1921.	1916-1917.	1917-1918.	1918-1919.	1919-1920.	1920-1921.
<b>Non-Essential, Copra or Coconut—contd.</b>										
Niger seed ... Cwt.	.....	.....	.....	.....	1	.....	.....	.....	.....	1
Poppy ... ..	143	7	3	4	2	1	1	6	11	3
Rape ... ..	.....	.....	.....	.....	1	.....	.....	.....	.....	3
Sesamum (Til or Jingili) ... ..	4,444	7,983	3,427	5,017	5,193	4,016	7,904	3,933	7,461	7,833
Other sorts ... ..	231	370	239	608	476	561	1,430	1,163	2,723	1,205
Other than oil seeds .. ..	2	2	33	114	98	1	1	80	204	85
Total Seeds ... Cwt.	6,576½	9,365½	21,166½	8,634½	8,667½	7,713	11,966	31,243	14,776	13,957
<b>Shells and Cowries—</b>										
Cowries ... .. Cwt.	191	140	273	514	439	746	365	373	771	753
Shells Chunks, Bankhil, large ornamental shells, Cowries M. of Pearls and Oyster shells ... ..	2,988	125	1,145	3,017	1,010	7,762	322	3,643	11,649	4,917
Tortoise (including sakhla or nakh) ... Lbs.	19,343	5,986	6,719	5,809	7,254	1,992	1,048	1,549	2,317	2,337
Total Shells and Cowries ... Value.	.....	.....	.....	.....	.....	10,390	1,655	5,665	14,787	8,087
<b>Ships, parts of (including Launches and Boats) ... Value.</b>										
Ships, parts of (including Launches and Boats) ... Value.	.....	.....	.....	.....	.....	116	107	10	630	2,647
Soap ... .. Cwt.	9,647	5,968	4,368	4,207	3,102	20,076	12,463	14,121	11,793	8,370
Specimens, illustrative of natural Science ... Value.	.....	.....	.....	.....	.....	7,678	2,946	1,679	4,126	1,273
<b>Spices—</b>										
Belemnets ... .. Lbs.	6,334	5,650	7,231	9,105	7,150	140	156	208	210	179
Cardamoms ... ..	34,491	30,980	46,641	71,674	61,632	2,541	6,989	2,718	3,868	4,917
Chillies ... ..	61,491	26,875	215,293	92,613	46,632	834	476	4,739	2,633	986
Cinnamon ... ..	340,967	245,535	150,496	173,143	139,226	6,309	7,726	5,113	5,524	3,739
Cloves ... ..	363,637	379,030	398,513	284,389	167,300	9,202	13,461	15,068	9,708	7,078
Ginger ... ..	2,679,863	1,417,269	1,931,403	1,568,234	1,704,923	48,427	37,153	42,206	30,707	29,239
Nutmegs ... ..	4,326	1,464	13,847	7,187	4,588	93	43	343	289	131
Pepper ... ..	430,309	698,673	980,463	643,267	498,096	12,613	37,683	33,806	21,060	10,331
Other sorts ... ..	692,456	344,388	37,851	132,345	44,927	10,954	7,499	2,592	3,130	.....
Total Spices ... Lbs.	4,665,086	3,209,896	3,534,659	3,013,948	2,604,853	91,119	95,236	118,557	77,764	57,799
<b>Stationery (excluding paper) ... Value.</b>										
Stationery (excluding paper) ... Value.	.....	.....	.....	.....	.....	566	643	1,446	2,118	2,082
Stone and Marble ... .. Cwt.	17	41	5	99	156	9	69	14	108	604
Sugar, refined ... ..	90,520	44,373	49,259	41,217	31,200	1,13,033	68,756	71,321	64,156	63,636
Sugar, unrefined ... ..	2,095	376	3,698	1,553	2,051	2,345	592	4,943	2,640	3,666
Confectionery ... ..	1,434	658	651	844	373	3,257	1,765	2,053	2,645	1,544
Total Sugar ... Cwt.	94,339	46,407	53,613	43,614	33,594	1,18,581	71,112	78,320	69,440	68,934
<b>Tallow and Stearins (including grease and animal fat) ... Cwt.</b>										
Tallow and Stearins (including grease and animal fat) ... Cwt.	485	373	63	233	272½	934	583	158	590	734
Tea, Black ... .. Lbs.	536,943	196,133	270,157	244,524	215,759	24,567	8,639	13,100	12,743	9,690
Tea, Green ... ..	.....	144	.....	.....	.....	.....	10	.....	.....	.....
Total Tea ... Lbs.	536,943	196,277	270,157	244,524	215,759	24,567	8,649	13,100	12,743	9,690
<b>Textiles—</b>										
Cotton, raw ... .. Cwt.	374	457	723	130	227	869	1,531	3,670	417	619
“ waste ... ..	.....	.....	.....	.....	74	.....	.....	.....	.....	300
<b>Twist and Yarn—</b>										
Mule and water Nos. 1 to 10 ... Lbs.	114,474	20,310	52,480	708,023	783,049	3,892	793	4,066	60,611	65,098
Do. Nos. 11 to 20 ... ..	131,308	27,356	13,600	369,868	667,667	5,337	2,048	1,157	26,436	27,730
Do. Nos. 21 to 30 ... ..	.....	.....	.....	4,300	3,000	.....	.....	.....	367	600
Do. Nos. 31 to 40 ... ..	17,700	1,500	.....	17,200	18,440	1,431	126	.....	1,445	3,996
Do. above No. 40 ... ..	2,400	.....	18,500	19,700	26,600	265	.....	1,767	2,867	6,738
Orange, red and other colour, Nos. 1 to 20 ...	2,000	2,500	2,500	110,659	109,541	85	217	269	10,668	11,371
Do. do. Nos. 21 to 40 ... ..	2,440	1,300	80	23,533	26,900	771	203	4	2,386	6,267
Do. do. above No. 40 ... ..	.....	.....	.....	600	1,300	.....	.....	.....	133	187
Unspecified description of twist and yarn ... Lbs.	72,373	794,363	3,136,773	961,457	51,209	26,058	46,613	247,376	69,820	7,169
Total Twist and Yarn ... Lbs.	998,694	857,349	3,333,533	3,323,666	1,390,686	26,757	53,602	263,232	127,922	122,573





GENERAL IMPORTS IN THE YEARS 1916-17 TO 1920-21.

TOTAL QUANTITIES and VALUE of ARTICLES IMPORTED.

ARTICLES, AND COUNTRIES OF CONSIGNMENT.	QUANTITY.					VALUE.				
	1916-1917.	1917-1918.	1918-1919.	1919-1920.	1920-1921.	1916-1917.	1917-1918.	1918-1919.	1919-1920.	1920-1921.
<b>Animals, living—</b>						£	£	£	£	£
<i>Horses (a) (IV)—</i>										
Other British Possessions... No.				1					13	
<b>TOTAL, BRITISH EMPIRE</b> ... No.				1					13	
Arabian Gulf Ports... No.				6					213	
Other Foreign Countries... "			2						13	
<b>TOTAL, FOREIGN COUNTRIES</b> ... No.			2	6					13	213
<b>TOTAL, BRITISH EMPIRE AND FOREIGN COUNTRIES</b> ... No.			2	7					13	226
<i>Other kinds (b) (IV)—</i>										
Somaliand... No.	109,435	99,522	94,307	53,618	2,980	69,534	66,495	73,929	30,380	22,772
Other British Possessions... "	25	40	67	9	5	65	26	66	3	4
Perim... "				312	270				263	190
<b>TOTAL, BRITISH EMPIRE</b> ... No.	109,460	99,562	94,374	53,627	2,985	69,579	66,521	73,975	30,383	22,976
Independant Somali Ports... No.	2,595	2,205	632	617	427	1,553	1,922	249	510	297
Djibouti and Obokh... "		34	95		671		66	109		743
Dunkali Coast... "										
Other Foreign Countries... "	139	49	26	122	129	66	85	30	78	77
Mokha... "					1,618					629
Galsan... "	217	410	525	66		98	260	247	74	
Arabian Gulf Ports... "		422	1,515	97	529		207	662	67	144
Hodeidah... "					618					300
<b>TOTAL, FOREIGN COUNTRIES</b> ... No.	2,949	4,130	2,208	1,102	4,409	2,097	2,492	1,498	749	2,110
<b>TOTAL, BRITISH EMPIRE AND FOREIGN COUNTRIES</b> ... No.	112,409	103,692	97,077	54,940	48,074	71,646	72,153	75,408	31,222	25,086
<b>TOTAL OF ANIMALS LIVING</b> ... No.	112,403	103,688	97,079	54,947	48,074	71,646	72,153	75,401	31,225	25,086
<b>Apparel (excluding hosiery and boots and shoes)—</b>										
<i>Apparel (including dropery, uniforms, accoutrements (III A)—</i>										
Egypt... Value							100	221	295	274
United Kingdom... "						1,779	2,728	2,146	2,117	2,295
Somaliand... "						81	209	74	289	
Straits Settlements... "						129	146		197	
India—Bombay... "						6,094	2,512	2,218	2,068	2,129
.. Calcutta... "										
Other British Possessions... "						120		1	2	164
<b>TOTAL BRITISH EMPIRE</b> ... Value.						7,963	6,729	2,299	6,264	4,966
Galsan... Value.										67
Austria... "										128
France... "						79				
Arabian Gulf Ports... "								279		
Java... "										673
Italy... "						120	67		422	
Japan... "						1,069	261		297	
United States of America... "									471	108
Djibouti... "						67		262		64
Hodeidah... "							207		89	
Muskat... "						129	644	67	73	423
Mossawah... "										66
Asiatic Turkey Persian Gulf... "						108	78	10	128	128
Other Foreign Countries... "										202
<b>TOTAL, FOREIGN COUNTRIES</b> ... Value.						1,690	1,247	297	1,420	1,690
<b>TOTAL, BRITISH EMPIRE AND FOREIGN COUNTRIES</b> ... Value.						9,653	7,976	2,596	7,642	6,676

No. 7—continued.

TOTAL QUANTITIES and VALUE of ARTICLES IMPORTED—continued.

ARTICLES, AND COUNTRIES OF CONSIGNMENT.	QUANTITY.					VALUE.				
	1916-1917.	1917-1918.	1918-1919.	1919-1920.	1920-1921.	1916-1917.	1917-1918.	1918-1919.	1919-1920.	1920-1921.
Wool (excluding hosiery and boots and shoes)—continued.						£	£	£	£	£
(Wool including drapery, uniforms, accoutrements (III A)—continued.										
<i>Gold and Silver thread (III A)—</i>										
United Kingdom ... .. Value.	.....	.....	.....	.....	.....	153	.....	.....	.....	.....
Other British Possessions ... .. "	.....	.....	.....	.....	.....	8	1	.....	20	20
<b>TOTAL, BRITISH EMPIRE ... Value.</b>	.....	.....	.....	.....	.....	<b>161</b>	<b>1</b>	.....	<b>20</b>	<b>20</b>
France ... .. Value.	.....	.....	.....	.....	.....	80	.....	.....	.....	.....
Germany ... .. "	.....	.....	.....	.....	.....	.....	.....	.....	.....	20
Other Foreign Countries ... .. "	.....	.....	.....	.....	.....	.....	.....	.....	.....	60
<b>TOTAL, FOREIGN COUNTRIES ... Value.</b>	.....	.....	.....	.....	.....	<b>80</b>	.....	.....	.....	<b>80</b>
<b>TOTAL, BRITISH EMPIRE AND FOREIGN COUNTRIES ... Value.</b>	.....	.....	.....	.....	.....	<b>241</b>	<b>1</b>	.....	<b>20</b>	<b>100</b>
<i>Leads (III A)—</i>										
Egypt ... .. Lbs.	.....	.....	.....	25	.....	.....	.....	.....	100	.....
United Kingdom ... .. "	.....	200	.....	512	1,483	.....	73	.....	155	628
India—Bombay ... .. "	240	.....	.....	1,607	1,634	110	.....	153	233	177
Other British Possessions ... .. "	8	.....	.....	.....	8	1	.....	.....	.....	6
<b>TOTAL, BRITISH EMPIRE ... Lbs.</b>	<b>248</b>	<b>200</b>	.....	<b>2,144</b>	<b>2,118</b>	<b>111</b>	<b>73</b>	<b>153</b>	<b>408</b>	<b>611</b>
Belgium ... .. Lbs.	.....	.....	.....	.....	184	.....	.....	.....	.....	67
Germany ... .. "	.....	.....	.....	.....	360	.....	.....	.....	.....	208
Other Foreign Countries ... .. "	.....	.....	.....	4	56	.....	.....	3	1	10
France ... .. "	.....	.....	.....	.....	188	.....	.....	.....	.....	90
<b>TOTAL, FOREIGN COUNTRIES ... Lbs.</b>	.....	.....	.....	<b>4</b>	<b>788</b>	.....	.....	<b>3</b>	<b>1</b>	<b>409</b>
<b>TOTAL, BRITISH EMPIRE AND FOREIGN COUNTRIES ... Lbs.</b>	<b>248</b>	<b>200</b>	.....	<b>2,148</b>	<b>2,906</b>	<b>111</b>	<b>73</b>	<b>156</b>	<b>409</b>	<b>1,020</b>
<i>Hats, caps, bonnets and ladies' wares (III A)—</i>										
Egypt ... .. Value.	.....	.....	.....	.....	.....	200	207	108	.....	200
Straits Settlements ... .. "	.....	.....	.....	.....	.....	.....	.....	.....	.....	.....
United Kingdom ... .. "	.....	.....	.....	.....	.....	94	.....	316	116	500
India—Bombay ... .. "	.....	.....	.....	.....	.....	94	107	180	1,078	271
Calcutta ... .. "	.....	.....	.....	.....	.....	76	.....	.....	.....	228
Other British Possessions ... .. "	.....	.....	.....	.....	.....	40	55	20	58	19
<b>TOTAL, BRITISH EMPIRE ... Value.</b>	.....	.....	.....	.....	.....	<b>604</b>	<b>469</b>	<b>708</b>	<b>1,248</b>	<b>1,218</b>
Germany ... .. Value.	.....	.....	.....	.....	.....	.....	.....	.....	.....	100
Egypt, etc. ... .. "	.....	.....	.....	.....	.....	.....	.....	.....	.....	.....
Moscow ... .. "	.....	.....	.....	.....	.....	.....	.....	.....	.....	.....
Other Foreign Countries ... .. "	.....	.....	.....	.....	.....	58	50	.....	.....	18
<b>TOTAL, FOREIGN COUNTRIES ... Value.</b>	.....	.....	.....	.....	.....	<b>58</b>	<b>50</b>	.....	.....	<b>118</b>
<b>TOTAL, BRITISH EMPIRE AND FOREIGN COUNTRIES ... Value.</b>	.....	.....	.....	.....	.....	<b>662</b>	<b>519</b>	<b>708</b>	<b>1,248</b>	<b>1,336</b>
<i>Second-hand clothing (III A)—</i>										
Other British Possessions ... .. Value.	.....	.....	.....	.....	.....	.....	.....	.....	.....	.....
<b>TOTAL, BRITISH EMPIRE ... Value.</b>	.....	.....	.....	.....	.....	.....	.....	.....	.....	.....
Other Foreign Countries ... .. Value.	.....	.....	.....	.....	.....	.....	.....	.....	.....	.....
<b>TOTAL, FOREIGN COUNTRIES ... Value.</b>	.....	.....	.....	.....	.....	.....	.....	.....	.....	.....
<b>TOTAL, BRITISH EMPIRE AND FOREIGN COUNTRIES ... Value.</b>	.....	.....	.....	.....	.....	.....	.....	.....	.....	.....



GENERAL IMPORTS.

SEA-BORNE TRADE.

No. 7—continued.

TOTAL QUANTITIES and VALUE of ARTICLES IMPORTED—continued.

577

ARTICLES AND COUNTRIES OF CONSIGNMENT.	QUANTITY.					VALUE.				
	1916-1917.	1917-1918.	1918-1919.	1919-1920.	1920-1921.	1916-1917.	1917-1918.	1918-1919.	1919-1920.	1920-1921.
<b>Apparel (including hosiery and boots and shoes)—continued.</b>										
<i>Water-proofed clothing (III)—</i>										
Other British Possessions ... Value.						16	61			
<b>TOTAL, BRITISH EMPIRE ... Value.</b>						16	61			
<b>TOTAL OF APPAREL ... Value.</b>						10,637	5,540	7,131	10,098	8,680
<b>Arms, Ammunition and Military Stores—</b>										
<i>Cartridge cases, Allod (a) (III B)—</i>										
United Kingdom ... Nos.			3,170	9,928	1,07,340			81	90	1,748
Other British Possessions ... Nos.	12,300	2,100	1,600	980	1,100	53	39	27	10	28
<b>TOTAL, BRITISH EMPIRE ... Nos.</b>	12,300	2,100	3,170	9,928	1,08,440	53	63	112	100	1,776
Other Foreign Countries ... Nos.	750	500				6	3			
Diamond ... Nos.					11,000					597
<b>TOTAL, FOREIGN COUNTRIES ... Nos.</b>	750	500			11,000	6	3			597
<b>TOTAL, BRITISH EMPIRE AND FOREIGN COUNTRIES ... Nos.</b>	13,050	2,600	3,170	9,928	1,19,440	59	66	112	100	2,373
<i>Empty (b) (III B)—</i>										
Other British Possessions ... Nos.			400		650			3		3
<b>TOTAL, BRITISH EMPIRE ... Nos.</b>			400		650			3		3
Other Foreign Countries ... Nos.			2,400	8,000				13	7	
<b>TOTAL, FOREIGN COUNTRIES ... Nos.</b>			2,400	8,000				13	7	
<b>TOTAL, BRITISH EMPIRE AND FOREIGN COUNTRIES ... Nos.</b>			2,800	8,000				16	7	3
<b>Explosives—</b>										
<i>(b) Blasting fuse—</i>										
Other British Possessions ... lbs.					80					3
<b>TOTAL, BRITISH EMPIRE ... lbs.</b>					80					3
<i>Dynamite (c) (III B)—</i>										
Other Foreign Countries ... Cwt.										
<b>TOTAL, FOREIGN COUNTRIES ... Cwt.</b>										
<b>TOTAL, BRITISH EMPIRE AND FOREIGN COUNTRIES ... Cwt.</b>										
<b>Detonators—</b>										
Other British Possessions ... No.				2					4	
<b>TOTAL, BRITISH EMPIRE ... No.</b>				2					4	
<i>Fire-arms and parts thereof (III. B)—</i>										
United Kingdom ... Value.									161	477
Bombay ... Value.									44	174
Other British Possessions ... Value.						20	20	27		8
<b>TOTAL, BRITISH EMPIRE ... Value.</b>						20	20	27	205	759
Other Foreign Countries ... Value.									8	
<b>TOTAL, FOREIGN COUNTRIES ... Value.</b>									8	
<b>TOTAL, BRITISH EMPIRE AND FOREIGN COUNTRIES ... Value.</b>						20	20	27	213	767
<i>Other sorts (III B)—</i>										
United Kingdom ... Value.				9			77			71
Other British Possessions ... Value.						7	37	10	86	43
<b>TOTAL, BRITISH EMPIRE ... Value.</b>						7	114	10	86	114
Arabian Gulf Ports ... Value.								40	10	
Other Foreign Countries ... Value.								60	10	
<b>TOTAL, FOREIGN COUNTRIES ... Value.</b>								60	10	
<b>TOTAL, BRITISH EMPIRE AND FOREIGN COUNTRIES ... Value.</b>						7	114	60	96	114
<b>TOTAL OF ARMS, AMMUNITION, ETC. ... Value.</b>						20	128	214	280	2,243
<b>Asbestos—</b>										
<i>Manufactured (except for packing)—</i>										
United Kingdom ... Value.										77
Other British Possessions ... Value.									22	
<b>TOTAL, BRITISH EMPIRE ... Value.</b>									22	77
<b>TOTAL, BRITISH EMPIRE AND FOREIGN COUNTRIES ... Value.</b>									22	77

No. 7—continued.

578

TOTAL QUANTITIES and VALUE of ARTICLES IMPORTED—continued.

ARTICLES, AND COUNTRIES OF CONSIGNMENT.	QUANTITY.					VALUE.				
	1916-1917.	1917-1918.	1918-1919.	1919-1920.	1920-1921.	1916-1917.	1917-1918.	1918-1919.	1919-1920.	1920-1921.
<b>Art. works of other than Pictures (III. F)—</b>						£.	£.	£.	£.	£.
United Kingdom ... .. Value.						34	112	44	74	1,307
Other British Possessions ... .. Value.						34	112	44	74	1,307
<b>TOTAL, BRITISH EMPIRE ... Value.</b>						34	112	44	74	1,307
Japan ... .. Value.						217				
Italy ... .. Value.						20	11		8	1
Other Foreign Countries ... .. Value.						304	11		90	1
<b>TOTAL, FOREIGN COUNTRIES ... Value.</b>						304	11		90	1
<b>TOTAL, BRITISH EMPIRE AND FOREIGN COUNTRIES ... Value.</b>						338	123	44	164	1,317
<b>Basket and Basket Ware (III. F)—</b>										
Bombay—India ... .. Value.										
Other British Possessions ... .. Value.						23	16	88	51	89
<b>TOTAL, BRITISH EMPIRE ... Value.</b>						23	16	88	51	89
Hodeida ... .. Value.									265	421
Arabian Gulf Ports ... .. Value.										189
Mokha ... .. Value.										
Other Foreign Countries ... .. Value.						147	55	37	118	108
Lohis ... .. Value.										
<b>TOTAL, FOREIGN COUNTRIES ... Value.</b>						147	55	37	383	796
<b>TOTAL BRITISH EMPIRE AND FOREIGN COUNTRIES ... Value.</b>						170	71	125	434	885
<b>Belting for Machinery—</b>										
<b>Of Leather (a) (III. J)—</b>										
Egypt ... .. Value.								533		
United Kingdom ... .. Value.						124		298		230
Bombay ... .. Value.							352		79	236
Other British Possessions ... .. Value.						65	53	43	54	
<b>TOTAL, BRITISH EMPIRE ... Value.</b>						189	405	674	127	566
Italy ... .. Value.								60		
Other Foreign Countries ... .. Value.									3	27
<b>TOTAL, FOREIGN COUNTRIES ... Value.</b>								60	3	27
<b>TOTAL, BRITISH EMPIRE AND FOREIGN COUNTRIES ... Value.</b>						189	405	734	130	593
<b>Of Cotton (III. J)—</b>										
Other British Possessions ... .. Value.										
United Kingdom ... .. Value.									74	
<b>TOTAL, BRITISH EMPIRE ... Value.</b>									74	
<b>TOTAL BRITISH EMPIRE AND FOREIGN COUNTRIES ... Value.</b>									74	
<b>Of other materials (b) (III. J)—</b>										
United Kingdom ... .. Value.						90		707		
Bombay ... .. Value.							98	267		
Other British Possessions ... .. Value.						85			13	49
<b>TOTAL, BRITISH EMPIRE ... Value.</b>						143	98	974	13	49
Other Foreign Countries ... .. Value.										
Italy ... .. Value.								733		
<b>TOTAL, FOREIGN COUNTRIES ... Value.</b>								733		
<b>TOTAL, BRITISH EMPIRE AND FOREIGN COUNTRIES ... Value.</b>						143	98	1,707	13	49
<b>Books, printed, and printed matter (and Letter Stationery), including maps and charts (III. F)—</b>										
Barkin etc. ... .. Cwt.					10					67
Egypt ... .. Value.	80	127	18	29	46	660	353	895	671	254
United Kingdom ... .. Value.	78	87	81	45	77	434	417	394	603	1,442
India—Bombay ... .. Value.	163	143	60	79	163	1,209	1,228	849	717	1,514
Calcutta ... .. Value.	14					27				
Straits Settlements ... .. Value.					21					70
Other British Possessions ... .. Value.	2	9	9	1	8	34	14	42	3	38
<b>TOTAL, BRITISH EMPIRE ... Cwt.</b>	237	366	168	154	314	1,934	2,012	2,180	2,394	2,744

No. 7—continued.

TOTAL QUANTITIES and VALUE of ARTICLES IMPORTED—continued.

579

ARTICLES AND COUNTRIES OF CONSIGNMENT.	QUANTITIES.					VALUE.				
	1916-1917.	1917-1918.	1918-1919.	1919-1920.	1920-1921.	1916-1917.	1917-1918.	1918-1919.	1919-1920.	1920-1921.
<b>Books, printed, and printed matter (not being stationery) including maps and charts (III F)—continued.</b>										
Austria ... Cwt.	71	27	30	19	12	1,198	401	1,513	190	128
Italy ...	23	1	2	23	21	100	4	9	170	150
Other Foreign Countries ...	94	28	32	42	33	1,298	405	1,522	260	278
<b>TOTAL FOREIGN COUNTRIES ... Cwt.</b>	<b>94</b>	<b>28</b>	<b>32</b>	<b>42</b>	<b>33</b>	<b>1,298</b>	<b>405</b>	<b>1,522</b>	<b>260</b>	<b>278</b>
<b>TOTAL BRITISH EMPIRE AND FOREIGN COUNTRIES ... Cwt.</b>	<b>338</b>	<b>308</b>	<b>328</b>	<b>392</b>	<b>348</b>	<b>2,098</b>	<b>2,417</b>	<b>2,626</b>	<b>2,300</b>	<b>4,098</b>
<b>Boots and Shoes—</b>										
<b>Of leather (a) (III A)—</b>										
Egypt ... Pairs.	332	1,413	2,918	60	440	138	197	208	101	103
Smallland ...	1,029	3,404	1,104	1,043	2,704	607	974	280	1,108	1,794
United Kingdom ...	614	1,569	3,160	10,799	8,348	31	161	672	2,744	839
India—Bombay ...	37	3	2	15	602	5	1	2	4	81
Other British Possessions ...										
<b>TOTAL, BRITISH EMPIRE ... Pairs.</b>	<b>2,002</b>	<b>6,409</b>	<b>7,873</b>	<b>14,401</b>	<b>10,797</b>	<b>881</b>	<b>1,433</b>	<b>1,810</b>	<b>4,368</b>	<b>2,029</b>
Italy ... Pairs.		325			200		20			147
Spain ...	569		1,087	908	101	41		20	60	116
Other Foreign Countries ...				344	233				280	200
United States of America ...									412	261
<b>TOTAL, FOREIGN COUNTRIES ... Pairs.</b>	<b>569</b>	<b>325</b>	<b>1,087</b>	<b>1,252</b>	<b>331</b>	<b>41</b>	<b>20</b>	<b>20</b>	<b>412</b>	<b>261</b>
<b>TOTAL, BRITISH EMPIRE AND FOREIGN COUNTRIES ... Pairs.</b>	<b>2,571</b>	<b>7,233</b>	<b>8,960</b>	<b>15,653</b>	<b>11,128</b>	<b>922</b>	<b>1,453</b>	<b>1,830</b>	<b>4,780</b>	<b>2,290</b>
<b>Of other materials (b) (III A)—</b>										
Egypt ... Pairs.	25,207	60,218	36,446	232	2,592	2,078	4,428	2,634	191	974
United Kingdom ...	4,074	1,354	531	4,046	2,329	204	112	129	537	217
India—Bombay ...	6	779	295		2,214	1	22	66	707	71
Other British Possessions ...										
<b>TOTAL, BRITISH EMPIRE ... Pairs.</b>	<b>29,287</b>	<b>61,811</b>	<b>37,271</b>	<b>4,278</b>	<b>4,915</b>	<b>2,079</b>	<b>4,562</b>	<b>2,829</b>	<b>1,425</b>	<b>1,262</b>
Spain ... Pairs.	7,450	140			580	121	3			21
Other Foreign Countries ...	309					142				
United States of America ...										26
<b>TOTAL, FOREIGN COUNTRIES ... Pairs.</b>	<b>7,759</b>	<b>140</b>			<b>580</b>	<b>263</b>	<b>3</b>			<b>26</b>
<b>TOTAL, BRITISH EMPIRE AND FOREIGN COUNTRIES ... Pairs.</b>	<b>36,946</b>	<b>61,951</b>	<b>37,271</b>	<b>4,278</b>	<b>5,495</b>	<b>2,342</b>	<b>4,565</b>	<b>2,829</b>	<b>1,425</b>	<b>1,288</b>
<b>Bristles and Fibre for brushes and brooms—</b>										
Other British Possessions ... Cwt.			1					7		
<b>TOTAL, BRITISH EMPIRE ... Cwt.</b>			<b>1</b>					<b>7</b>		
<b>TOTAL, BRITISH EMPIRE AND FOREIGN COUNTRIES ... Cwt.</b>			<b>1</b>					<b>7</b>		
<b>Brushes and brooms (III F)—</b>										
United Kingdom ... Doz.	106	301	744	109		118	131	400	164	
India—Bombay ...	1,070	752	1,917	200		177	102	169	61	
Other British Possessions ...										
<b>TOTAL, BRITISH EMPIRE ... Doz.</b>	<b>1,176</b>	<b>1,053</b>	<b>2,661</b>	<b>309</b>		<b>295</b>	<b>233</b>	<b>569</b>	<b>225</b>	
Italy ... Doz.	200					120				
Other Foreign Countries ...	31					16				
<b>TOTAL, FOREIGN COUNTRIES ... Doz.</b>	<b>231</b>					<b>136</b>				
<b>TOTAL, BRITISH EMPIRE AND FOREIGN COUNTRIES ... Doz.</b>	<b>1,407</b>	<b>1,053</b>	<b>2,661</b>	<b>309</b>		<b>431</b>	<b>233</b>	<b>569</b>	<b>225</b>	
<b>Brushes and brooms—</b>										
<b>BRUSHES—</b>										
<b>Paint and Varnish brushes (III F)—</b>										
United Kingdom ... Doz.				70	47				20	77
Other British Possessions ...				28	22				27	20
<b>TOTAL, BRITISH EMPIRE ... Doz.</b>				<b>98</b>	<b>69</b>				<b>47</b>	<b>97</b>
Other Foreign Countries ... Doz.				10					40	
<b>TOTAL, FOREIGN COUNTRIES ... Doz.</b>				<b>10</b>	<b>0</b>				<b>40</b>	<b>0</b>
<b>TOTAL, BRITISH EMPIRE AND FOREIGN COUNTRIES ... Doz.</b>				<b>108</b>	<b>69</b>				<b>87</b>	<b>97</b>
<b>Yield brushes (III F)—</b>										
Other British Possessions ... Doz.				65	140				20	66
<b>TOTAL, BRITISH EMPIRE ... Doz.</b>				<b>65</b>	<b>140</b>				<b>20</b>	<b>66</b>
<b>Other brushes (III F)—</b>										
United Kingdom ... Doz.				110	210				67	142
Other British Possessions ...				72	174				26	79
<b>TOTAL, BRITISH EMPIRE ... Doz.</b>				<b>182</b>	<b>384</b>				<b>93</b>	<b>221</b>
Other Foreign Countries ... Doz.				1	63				3	72
<b>TOTAL, FOREIGN COUNTRIES ... Doz.</b>				<b>1</b>	<b>63</b>				<b>3</b>	<b>72</b>
<b>TOTAL, BRITISH EMPIRE AND FOREIGN COUNTRIES ... Doz.</b>				<b>183</b>	<b>447</b>				<b>96</b>	<b>293</b>
<b>Brooms (III F)—</b>										
Other British Possessions ... Doz.				200	204				20	12
<b>TOTAL, BRITISH EMPIRE ... Doz.</b>				<b>200</b>	<b>204</b>				<b>20</b>	<b>12</b>
Other Foreign Countries ... Doz.				404	264				50	77
<b>TOTAL, FOREIGN COUNTRIES ... Doz.</b>				<b>404</b>	<b>264</b>				<b>50</b>	<b>77</b>
<b>TOTAL OF BRUSHES AND BROOMS ... Doz.</b>				<b>608</b>	<b>711</b>				<b>146</b>	<b>372</b>

No. 7—continued.

580

TOTAL QUANTITIES and VALUE of ARTICLES IMPORTED—continued.

ARTICLES AND COUNTRIES OF CONSIGNMENT.	QUANTITIES.					VALUE.				
	1916-1917.	1917-1918.	1918-1919.	1919-1920.	1920-1921.	1916-1917.	1917-1918.	1918-1919.	1919-1920.	1920-1921.
<b>Building and Engineering materials, other than of iron, steel or wood—</b>										
<b>Bricks, other than firebricks (a) (III P)—</b>										
United Kingdom ... Nos.					5,200					86
<b>TOTAL, BRITISH EMPIRE ... Nos.</b>					5,200					86
<b>Bricks (b) (III P)—</b>										
United Kingdom ... Nos.					2,000	55		87	20	68
Other British Possessions ... Nos.	7,400		2,155	1,950	109					4
<b>TOTAL, BRITISH EMPIRE ... Nos.</b>	7,400		2,155	1,950	2,109	55		87	20	72
Italy ... Nos.	9,125					89				
Other Foreign Countries ... Nos.	877					13				
<b>TOTAL, FOREIGN COUNTRIES ... Nos.</b>	10,002					102				
<b>TOTAL, BRITISH EMPIRE AND FOREIGN COUNTRIES ... Nos.</b>	17,402		2,155	1,950	2,109	157		87	20	72
<b>Cement (c) (III P)—</b>										
United Kingdom ... Cwt.	5,525	1,740	417	2,258	2,027	1,538	454	317	1,654	1,285
Bombay ... Cwt.	2	800	1,276	473	333	1	467	762	133	124
Other British Possessions ... Cwt.	2	2		3		1	3		1	
<b>TOTAL, BRITISH EMPIRE ... Cwt.</b>	5,527	2,542	1,693	2,734	2,360	1,540	924	1,080	1,788	1,409
Belgium ... Cwt.					200					67
Morocco ... Cwt.				650	332				333	118
France ... Cwt.					200					
Italy ... Cwt.	1,82			200	808	808			133	25
Other Foreign Countries ... Cwt.	23	106	47	67	64	2	39	20	83	25
<b>TOTAL, FOREIGN COUNTRIES ... Cwt.</b>	1,843	106	47	907	696	510	39	20	449	211
<b>TOTAL, BRITISH EMPIRE AND FOREIGN COUNTRIES ... Cwt.</b>	7,370	2,648	1,740	4,041	3,056	2,050	963	1,100	2,237	1,620
<b>Portland (a) (III P)—</b>										
Karachi ... Nos.					1,050					800
Egypt ... Nos.					600					269
Bombay ... Nos.					763					264
Austria ... Nos.					148					103
Belgium ... Nos.					85					62
Other Foreign Countries ... Nos.					60					64
<b>TOTAL, FOREIGN COUNTRIES ... Nos.</b>					263					329
<b>TOTAL, BRITISH EMPIRE AND FOREIGN COUNTRIES ... Nos.</b>					2,613					4,197
<b>Butter covering (b) (III P)—</b>										
United Kingdom ... Cwt.					12					67
<b>TOTAL, BRITISH EMPIRE ... Cwt.</b>					12					67
United Kingdom ... Cwt.				2,152	5,917				861	2,267
Other British Possessions ... Cwt.				150					659	
<b>TOTAL, BRITISH EMPIRE ... Cwt.</b>				2,302	7,834				1,520	2,934
<b>Shell and lube, excluding French shell (d) (III P)—</b>										
Other British Possessions ... Cwt.	7		102	122	143	1		20	42	32
<b>TOTAL, BRITISH EMPIRE ... Cwt.</b>	7		102	122	143	1		20	42	32
Arabian Gulf Ports ... Cwt.	15,507	14,205	11,341	10,346	12,529	833	679	886	1,256	1,510
France ... Cwt.					739					251
Other Foreign Countries ... Cwt.		164	14	84	381		22	5	16	29
<b>TOTAL, FOREIGN COUNTRIES ... Cwt.</b>	15,507	14,369	11,355	10,430	13,649	833	701	891	1,272	1,609
<b>TOTAL, BRITISH EMPIRE AND FOREIGN COUNTRIES ... Cwt.</b>	15,514	14,369	11,457	10,552	14,341	834	701	911	1,418	1,723
<b>Clay (e) (III P)—</b>										
United Kingdom ... Cwt.			189		292			84		75
Other British Possessions ... Cwt.	224	6	12	219	9	43	7	5	84	2
<b>TOTAL, BRITISH EMPIRE ... Cwt.</b>	224	6	170	219	301	43	7	89	84	77
Other Foreign Countries ... Cwt.	22				14	2				3
<b>TOTAL, FOREIGN COUNTRIES ... Cwt.</b>	22				14	2				3
<b>TOTAL, BRITISH EMPIRE AND FOREIGN COUNTRIES ... Cwt.</b>	246	6	170	219	315	45	7	89	84	80
<b>Pipe of Earthenware (f) (III P)—</b>										
United Kingdom ... Cwt.	527	89	421		600	120	216	273		181
Bombay ... Cwt.	175					109				
Other British Possessions ... Cwt.										
<b>TOTAL, BRITISH EMPIRE ... Cwt.</b>	702	89	421		600	229	216	273		181
Other Foreign Countries ... Cwt.										
<b>TOTAL, FOREIGN COUNTRIES ... Cwt.</b>										
<b>TOTAL, BRITISH EMPIRE AND FOREIGN COUNTRIES ... Cwt.</b>	702	89	421		600	229	216	273		181
<b>Tiles (g) (III P)—</b>										
United Kingdom ... Nos.				5,500	26,413				207	275
<b>TOTAL, BRITISH EMPIRE ... Nos.</b>				5,500	26,413				207	275
France ... Nos.										29
Other Foreign Countries ... Nos.		200			1,096		1			28
<b>TOTAL, FOREIGN COUNTRIES ... Nos.</b>		200			1,096		1			28
<b>TOTAL, BRITISH EMPIRE AND FOREIGN COUNTRIES ... Nos.</b>		200		5,500	27,509		1		207	293

No. 7—continued.

TOTAL QUANTITIES and VALUE of ARTICLES IMPORTED—continued.

ARTICLES, AND COUNTRIES OF CONSIGNMENT.	QUANTITIES.					VALUE.				
	1916-1917.	1917-1918.	1918-1919.	1919-1920.	1920-1921.	1916-1917.	1917-1918.	1918-1919.	1919-1920.	1920-1921.
<b>Building and Engineering materials, other than of iron, steel or wood—continued.</b>										
<i>Other sorts (A) (III F)—</i>										
United Kingdom ... Cwt.		157					233			
Other British Possessions ...	6	1	15	26	4	13	9	21	26	35
Bombay—India ...	64					136				
<b>TOTAL, BRITISH EMPIRE ... Cwt.</b>	<b>72</b>	<b>168</b>	<b>15</b>	<b>26</b>	<b>4</b>	<b>171</b>	<b>232</b>	<b>21</b>	<b>26</b>	<b>35</b>
Belgium ... Cwt.					26					77
Other Foreign Countries ...	16			223	190	21			29	6
<b>TOTAL, FOREIGN COUNTRIES ... Cwt.</b>	<b>16</b>			<b>223</b>	<b>190</b>	<b>21</b>			<b>29</b>	<b>125</b>
<b>TOTAL BRITISH EMPIRE AND FOREIGN COUNTRIES ... Cwt.</b>	<b>88</b>	<b>168</b>	<b>15</b>	<b>245</b>	<b>204</b>	<b>192</b>	<b>232</b>	<b>21</b>	<b>55</b>	<b>160</b>
<b>TOTAL VALUE OF BUILDING AND ENGINEERING MATERIALS other than of IRON, STEEL OR WOOD ... Value.</b>						<b>2,313</b>	<b>2,225</b>	<b>2,236</b>	<b>5,004</b>	<b>5,547</b>
<b>Buttons of all sorts—</b>										
Bombay ... Value.						234	196	231	196	
Other British Possessions ...						9	13	13	2	
<b>TOTAL, BRITISH EMPIRE ...</b>						<b>237</b>	<b>200</b>	<b>244</b>	<b>198</b>	
Japan ...						147				
Other Foreign Countries ...						37				
<b>TOTAL, FOREIGN COUNTRIES ...</b>						<b>184</b>				
<b>TOTAL BRITISH EMPIRE AND FOREIGN COUNTRIES ... Value.</b>						<b>421</b>	<b>200</b>	<b>244</b>	<b>198</b>	
<b>Metal—</b>										
Other Foreign Countries ... Value.										63
<b>TOTAL, FOREIGN COUNTRIES ... Value.</b>										<b>63</b>
<b>TOTAL, BRITISH EMPIRE AND FOREIGN COUNTRIES ... Value.</b>										<b>99</b>
Other British Possessions ... Value.									4	87
<b>TOTAL, BRITISH EMPIRE ... Value.</b>									<b>4</b>	<b>85</b>
<b>Other sorts—</b>										
Bombay ... Value.									210	
Other British Possessions ...									9	106
<b>TOTAL, BRITISH EMPIRE ... Value.</b>									<b>219</b>	<b>106</b>
Other Foreign Countries ... Value.									45	54
<b>TOTAL, FOREIGN COUNTRIES ... Value.</b>									<b>45</b>	<b>54</b>
<b>TOTAL, BRITISH EMPIRE AND FOREIGN COUNTRIES ... Value.</b>									<b>264</b>	<b>160</b>
<b>TOTAL, VALUE OF BUTTONS ... Value.</b>									<b>202</b>	<b>213</b>
<b>Candles of all kinds (III F)—</b>										
Ceylon ... Lbs.			211,580	78,400				6,671	2,336	
United Kingdom ...	6,076	2,813	1,837	2,307	6,254	187	101	69	168	151
Somaliand ...										
Straits Settlements ...										
India—Bombay ...	147,569		9,068	41,264	959	2,057		169	1,264	61
Calcutta ...	24,450					525				
Burmah—Other Ports ...										
Rangoon ...										14
Other British Possessions ...		2,278	84		224			9		
<b>TOTAL, BRITISH EMPIRE ... Lbs.</b>	<b>176,126</b>	<b>5,094</b>	<b>217,462</b>	<b>122,631</b>	<b>7,197</b>	<b>2,769</b>	<b>102</b>	<b>6,800</b>	<b>2,768</b>	<b>244</b>
Djibouti ... Lbs.				62,180	24,840				1,240	643
Holland ...					5,484					128
Hodidjah ...	500	800		113		9	20		7	
Other Foreign Countries ...				62,273	20,128	9	20		1,267	626
<b>TOTAL, FOREIGN COUNTRIES ... Lbs.</b>	<b>500</b>	<b>800</b>		<b>62,273</b>	<b>20,128</b>	<b>9</b>	<b>20</b>		<b>1,267</b>	<b>626</b>
<b>TOTAL, BRITISH EMPIRE AND FOREIGN COUNTRIES ... Lbs.</b>	<b>176,626</b>	<b>5,894</b>	<b>217,462</b>	<b>122,903</b>	<b>20,044</b>	<b>2,778</b>	<b>222</b>	<b>6,800</b>	<b>4,035</b>	<b>1,070</b>
<b>Canes and Rattans (II J)—</b>										
Straits Settlements ... Cwt.										
Bombay ...	72	141	488	265	120	114	267	243	645	214
Other British Possessions ...			19	8					22	2
<b>TOTAL, BRITISH EMPIRE ... Cwt.</b>	<b>72</b>	<b>141</b>	<b>507</b>	<b>273</b>	<b>120</b>	<b>114</b>	<b>267</b>	<b>243</b>	<b>667</b>	<b>216</b>
Other Foreign Countries ... Cwt.			17					40		
<b>TOTAL, FOREIGN COUNTRIES ... Cwt.</b>			<b>17</b>					<b>40</b>		
<b>TOTAL, BRITISH EMPIRE AND FOREIGN COUNTRIES ... Cwt.</b>	<b>72</b>	<b>141</b>	<b>524</b>	<b>273</b>	<b>120</b>	<b>114</b>	<b>267</b>	<b>283</b>	<b>667</b>	<b>216</b>

No. 7—continued.

TOTAL QUANTITIES and VALUE of ARTICLES IMPORTED—continued.

ARTICLES AND COUNTRIES OF CONSIGNMENT.	QUANTITIES.					VALUE.				
	1916-1917.	1917-1918.	1918-1919.	1919-1920.	1920-1921.	1916-1917.	1917-1918.	1918-1919.	1919-1920.	1920-1921.
<b>Carriages and Carts (including railway carriages) and parts thereof—</b>										
<i>Carriages and Carts (a) (IIIc)—</i>										
United Kingdom ... Nos.					3					77
India—Bombay ...										
Other British Possessions ...	3	14		6	8	6	27		91	
TOTAL, BRITISH EMPIRE ... Nos.	3	14		6	8	6	27		91	77
United States of America ... Value.				3					107	
Other Foreign Countries ...			2	1	13			17	27	26
TOTAL, FOREIGN COUNTRIES ... Nos.			2	4	12			17	134	26
TOTAL BRITISH EMPIRE AND FOREIGN COUNTRIES ... Nos.	3	14	2	10	15	6	27	17	235	103
<i>Parts of carriages and carts (b) (IIIc)—</i>										
United Kingdom ... Value.						220		107	189	68
India—Bombay ...										
Other British Possessions ...						9	108	4	41	19
TOTAL, BRITISH EMPIRE ... Value.						229	108	111	230	87
Other Foreign Countries ...						80	1	7	120	90
TOTAL, FOREIGN COUNTRIES ... Value.						80	1	7	120	90
TOTAL, BRITISH EMPIRE AND FOREIGN COUNTRIES ... Value.						309	109	118	350	177
<i>Perambulators and children's go-cart—</i>										
Other British Possessions ... Nos.					11					63
TOTAL, BRITISH EMPIRE ... Nos.					11					63
<b>Chalk, French (II J)—</b>										
Other British Possessions ... Cwt.	10	45	7	64	35	10	27	6	88	30
TOTAL ... Cwt.	10	45	7	64	35	10	27	6	88	30
Other Foreign Countries ... Cwt.	6					8				
TOTAL, FOREIGN COUNTRIES ... Cwt.	6					8				
TOTAL, BRITISH EMPIRE AND FOREIGN COUNTRIES ... Cwt.	16	45	7	64	35	18	27	6	88	30
<b>Chemicals and Chemical Preparations. (excluding chemical manures and medicines)—</b>										
<i>Acids—</i>										
Nitric (a) (III D)—										
Other British Possessions ... Cwt.		2 1/2	3	1	1 1/2		27	33	7	6
TOTAL, BRITISH EMPIRE ... Cwt.		2 1/2	3	1	1 1/2		27	33	7	6
<i>Carbolic (III-D)—</i>										
Other British Possessions ... Cwt.				5	30				4	65
TOTAL, BRITISH EMPIRE ... Cwt.				5	30				4	65
<i>Tartronic (III-D)—</i>										
United Kingdom ... Cwt.					7					126
Other British Possessions ...				3					73	
TOTAL, BRITISH EMPIRE ... Cwt.				3	7				73	126
<i>Sulphuric (a) (III D)—</i>										
United Kingdom ... Cwt.	137			247	304	361		340	274	586
Other British Possessions ...	4	30	103 1/2	27	3	4	40	3	106	15
Bombay ...		143	63				520	535		
TOTAL, BRITISH EMPIRE ... Cwt.	141	168	166 1/2	274	307	365	560	578	479	601
Other Foreign Countries ... Cwt.										
TOTAL, FOREIGN COUNTRIES ... Cwt.										
TOTAL BRITISH EMPIRE AND FOREIGN COUNTRIES ... Cwt.	141	168	166 1/2	274	307	365	560	578	479	601
<i>Other sorts (a) (III D)—</i>										
United Kingdom ... Cwt.	26	24	51	59		301	98	283	280	
Bombay ...			23					169		
Other British Possessions ...	8	17 1/2		3	6	27	1		43	61
TOTAL, BRITISH EMPIRE ... Cwt.	34	41 1/2	74	62	6	328	99	472	293	61
<i>Esbeats ...</i>										
Austria ... Cwt.					20					67
Other Foreign Countries ...										
TOTAL, FOREIGN COUNTRIES ... Cwt.					20					67
TOTAL, BRITISH EMPIRE AND FOREIGN COUNTRIES ... Cwt.	34	41 1/2	74	62	26	328	99	472	293	118

No. 7—continued.

783

TOTAL QUANTITIES and VALUE of ARTICLES IMPORTED—continued.

ARTICLES AND COUNTRIES OF CONSIGNMENT.	QUANTITIES.					VALUE.				
	1916-1917.	1917-1918.	1918-1919.	1919-1920.	1920-1921.	1916-1917.	1917-1918.	1918-1919.	1919-1920.	1920-1921.
<b>Chemicals and Chemical Preparations excluding Chemical Manure and Medicines—continued</b>										
<i>Aluminous Sulphate (including Alum) (III D).</i>										
United Kingdom ... Cwt.	19	18	25	30	23	19	68	67	...	...
Other British Possessions ...	...	...	7	1	...	...	61	2	...	...
Bombay ...	...	...	103	...	...	...	178	...	...	...
<b>TOTAL, BRITISH EMPIRE ... Cwt.</b>	<b>19</b>	<b>18</b>	<b>145</b>	<b>40</b>	<b>23</b>	<b>19</b>	<b>227</b>	<b>69</b>	<b>...</b>	<b>...</b>
<i>Alum—</i>										
Other British Possessions ... Cwt.	...	...	...	20	64	...	...	...	20	64
<b>TOTAL, BRITISH EMPIRE ... Cwt.</b>	<b>...</b>	<b>...</b>	<b>...</b>	<b>20</b>	<b>64</b>	<b>...</b>	<b>...</b>	<b>...</b>	<b>20</b>	<b>64</b>
Other Foreign Countries ... Cwt.	4	...	13	3	1	3	30	6	1	...
<b>TOTAL, FOREIGN COUNTRIES ... Cwt.</b>	<b>4</b>	<b>...</b>	<b>13</b>	<b>3</b>	<b>1</b>	<b>3</b>	<b>30</b>	<b>6</b>	<b>1</b>	<b>...</b>
<b>TOTAL, BRITISH EMPIRE AND FOREIGN COUNTRIES ... Cwt.</b>	<b>23</b>	<b>18</b>	<b>158</b>	<b>43</b>	<b>68</b>	<b>22</b>	<b>257</b>	<b>75</b>	<b>...</b>	<b>...</b>
<i>Ammonia and Salts thereof (c) (III D)—</i>										
United Kingdom ... Cwt.	23	44	29	34	...	129	300	148	641	...
Other British Possessions ...	...	8	...	60	...	...	...	108	640	...
Bombay ...	...	...	30	...	...	...	...	...	...	...
<b>TOTAL, BRITISH EMPIRE ... Cwt.</b>	<b>23</b>	<b>52</b>	<b>59</b>	<b>94</b>	<b>...</b>	<b>129</b>	<b>300</b>	<b>257</b>	<b>1301</b>	<b>...</b>
United States of America ... Cwt.	60	...	...	...	...	225	...	...	19	...
Other Foreign Countries ...	...	...	...	3	...	...	...	...	...	...
<b>TOTAL, FOREIGN COUNTRIES ...</b>	<b>60</b>	<b>...</b>	<b>...</b>	<b>3</b>	<b>...</b>	<b>225</b>	<b>...</b>	<b>...</b>	<b>19</b>	<b>...</b>
<b>TOTAL, BRITISH EMPIRE AND FOREIGN COUNTRIES ... Cwt.</b>	<b>103</b>	<b>52</b>	<b>59</b>	<b>97</b>	<b>...</b>	<b>354</b>	<b>300</b>	<b>257</b>	<b>1320</b>	<b>...</b>
<i>Anhydrous (a) (III D)—</i>										
Bombay ... Cwt.	...	...	...	...	18	...	...	...	...	30
Other British Possessions ...	...	...	...	...	...	...	...	...	...	...
<b>TOTAL, BRITISH EMPIRE ... Cwt.</b>	<b>...</b>	<b>...</b>	<b>...</b>	<b>...</b>	<b>18</b>	<b>...</b>	<b>...</b>	<b>...</b>	<b>...</b>	<b>30</b>
<i>Others (b) (III D)—</i>										
United Kingdom ... Cwt.	...	...	...	...	27	...	...	...	...	27
Bombay ...	...	...	...	...	30	...	...	...	...	126
<b>TOTAL, BRITISH EMPIRE ... Cwt.</b>	<b>...</b>	<b>...</b>	<b>...</b>	<b>...</b>	<b>57</b>	<b>...</b>	<b>...</b>	<b>...</b>	<b>...</b>	<b>153</b>
<i>Arsenic and its oxides (d) (III D)—</i>										
Other British Possessions ... Cwt.	...	...	...	...	...	...	...	...	...	...
<b>TOTAL, BRITISH EMPIRE ... Cwt.</b>	<b>...</b>	<b>...</b>	<b>...</b>	<b>...</b>	<b>...</b>	<b>...</b>	<b>...</b>	<b>...</b>	<b>...</b>	<b>...</b>
Other Foreign Countries ... Cwt.	...	...	...	...	...	...	...	...	...	...
<b>TOTAL, FOREIGN COUNTRIES ... Cwt.</b>	<b>...</b>	<b>...</b>	<b>...</b>	<b>...</b>	<b>...</b>	<b>...</b>	<b>...</b>	<b>...</b>	<b>...</b>	<b>...</b>
<b>TOTAL, BRITISH EMPIRE AND FOREIGN COUNTRIES ... Cwt.</b>	<b>...</b>	<b>...</b>	<b>...</b>	<b>...</b>	<b>...</b>	<b>...</b>	<b>...</b>	<b>...</b>	<b>...</b>	<b>...</b>
<i>Bleaching materials (e) (III D)—</i>										
Other British Possessions ... Cwt.	3	10	6	...	...	16	80	28	...	...
Egypt ...	...	3	...	...	...	...	20	...	...	...
<b>TOTAL, BRITISH EMPIRE ... Cwt.</b>	<b>3</b>	<b>13</b>	<b>6</b>	<b>...</b>	<b>...</b>	<b>16</b>	<b>100</b>	<b>28</b>	<b>...</b>	<b>...</b>
<i>Other sorts (b) (III D)—</i>										
United Kingdom ... Cwt.	...	...	...	...	40	...	...	...	...	224
<b>TOTAL, BRITISH EMPIRE ... Cwt.</b>	<b>...</b>	<b>...</b>	<b>...</b>	<b>...</b>	<b>40</b>	<b>...</b>	<b>...</b>	<b>...</b>	<b>...</b>	<b>224</b>
<i>Carbide of calcium, (f) (III D)—</i>										
United Kingdom etc. ... Cwt.	...	...	46	102	13	...	...	130	227	130
Other British Possessions ...	25	...	7	16	1	20	...	53	76	...
<b>TOTAL, BRITISH EMPIRE ... Cwt.</b>	<b>25</b>	<b>...</b>	<b>53</b>	<b>118</b>	<b>14</b>	<b>20</b>	<b>...</b>	<b>183</b>	<b>303</b>	<b>130</b>
Norway ... Cwt.	...	...	...	...	...	...	...	...	...	...
Other Foreign Countries ...	...	...	...	...	...	...	...	...	...	...
<b>TOTAL, FOREIGN COUNTRIES ... Cwt.</b>	<b>...</b>	<b>...</b>	<b>...</b>	<b>...</b>	<b>...</b>	<b>...</b>	<b>...</b>	<b>...</b>	<b>...</b>	<b>...</b>
<b>TOTAL, BRITISH EMPIRE AND FOREIGN COUNTRIES ... Cwt.</b>	<b>25</b>	<b>...</b>	<b>53</b>	<b>118</b>	<b>14</b>	<b>20</b>	<b>...</b>	<b>183</b>	<b>303</b>	<b>130</b>

No. 7—continued.

584

TOTAL QUANTITIES and VALUE of ARTICLES IMPORTED—continued.

ARTICLES, AND COUNTRIES OF CONSIGNMENT.	QUANTITIES.					VALUE.				
	1916-1917.	1917-1918.	1918-1919.	1919-1920.	1920-1921.	1916-1917.	1917-1918.	1918-1919.	1919-1920.	1920-1921.
<b>Chemicals and Chemical Preparations</b> <i>excluding Chemical Manure and Medicines—contd.—</i> <i>Copperas (g) (III D)—</i>						£	£	£	£	£
Other British Possessions ... Cwt.	5	3	.....	19	8	14	8	.....	47	8
TOTAL, BRITISH EMPIRE ... Cwt.	5	3	.....	19	8	14	8	.....	47	8
<b>Disinfectants (h) (III D)—</b>										
Egypt ... .. Cwt.	.....	.....	114	.....	.....	.....	.....	494	.....	.....
United Kingdom ... .. Cwt.	83	.....	4 606	104	52	100	.....	12,523	601	185
Other British Possessions ... .. Cwt.	25	66	10	80	30	60	100	22	38	41
TOTAL, BRITISH EMPIRE ... Cwt.	118	66	4,730	184	72	140	100	12,940	729	227
Mozambique ... .. Cwt.	.....	.....	428	.....	.....	.....	.....	2,140	.....	.....
Other Foreign Countries ... .. Cwt.	.....	.....	.....	8	2	.....	.....	.....	17	1
TOTAL, FOREIGN COUNTRIES ... Cwt.	.....	.....	428	8	2	.....	.....	2,140	17	1
TOTAL, BRITISH EMPIRE AND FOREIGN COUNTRIES ... .. Cwt.	118	66	5,158	192	74	140	100	15,180	746	228
<b>Naphthalene (III D)—</b>										
Bombay ... .. Cwt.	.....	.....	.....	227	.....	.....	.....	.....	628	.....
United Kingdom ... .. Cwt.	.....	.....	.....	8,423	1,987	.....	.....	.....	16,871	2,943
Other British Possessions ... .. Cwt.	.....	.....	.....	.....	3	.....	.....	.....	.....	10
Egypt ... .. Cwt.	.....	.....	.....	80	.....	.....	.....	.....	187	.....
TOTAL, BRITISH EMPIRE ... Cwt.	.....	.....	.....	8,739	1,990	.....	.....	.....	17,694	2,963
Italy ... .. Cwt.	.....	.....	.....	296	200	.....	.....	.....	267	833
United States of America ... .. Cwt.	.....	.....	.....	402	292	.....	.....	.....	800	863
Other Foreign Countries ... .. Cwt.	.....	.....	.....	.....	8	.....	.....	.....	.....	13
TOTAL, FOREIGN COUNTRIES ... Cwt.	.....	.....	.....	688	498	.....	.....	.....	1,067	1,539
TOTAL, BRITISH EMPIRE AND FOREIGN COUNTRIES ... .. Cwt.	.....	.....	.....	4,417	2,488	.....	.....	.....	18,761	4,492
<b>Copper sulphate—</b>										
Bombay ... .. Cwt.	.....	.....	.....	.....	40	.....	.....	.....	.....	71
Other British Possessions ... .. Cwt.	.....	.....	.....	23	.....	.....	.....	.....	78	165
United Kingdom ... .. Cwt.	.....	.....	.....	.....	8	.....	.....	.....	.....	.....
TOTAL, BRITISH EMPIRE ... Cwt.	.....	.....	.....	23	48	.....	.....	.....	78	236
<b>Potassium Compounds—</b>										
<b>Cyanide of potassium</b> Other British Possessions ... .. Cwt.	.....	.....	.....	.....	2	.....	.....	.....	.....	20
TOTAL, BRITISH EMPIRE ... Cwt.	.....	.....	.....	.....	2	.....	.....	.....	.....	20
<b>Saltpetre (ii) (III D)—</b>										
Other British Possessions ... .. Cwt.	1	5	1	4	1	2	33	8	19	14
TOTAL, BRITISH EMPIRE ... Cwt.	1	5	1	4	1	2	33	8	19	14
TOTAL BRITISH EMPIRE AND FOREIGN COUNTRIES ... .. Cwt.	1	5	1	4	1	2	33	8	19	14
<b>Others (III D)—</b>										
Bombay ... .. Cwt.	.....	.....	.....	4 022	532	.....	.....	.....	1,785	322
Karnool ... .. Cwt.	.....	.....	.....	4,014	6,035	.....	.....	.....	2,799	2,850
TOTAL, BRITISH EMPIRE ... Cwt.	.....	.....	.....	8,036	6,567	.....	.....	.....	4,584	3,172
Mocha ... .. Cwt.	.....	.....	.....	.....	400	.....	.....	.....	.....	147
Arabian Gulf Ports ... .. Cwt.	.....	.....	.....	1,450	.....	.....	.....	.....	67	.....
Other Foreign Countries ... .. Cwt.	.....	.....	.....	.....	1	.....	.....	.....	.....	1
TOTAL, FOREIGN COUNTRIES ... Cwt.	.....	.....	.....	1,450	401	.....	.....	.....	67	148
TOTAL, BRITISH EMPIRE AND FOREIGN COUNTRIES ... .. Cwt.	.....	.....	.....	9,486	6,968	.....	.....	.....	5,251	3,320
<b>Soda Compounds—</b>										
<b>Bicarbonates of Soda (Sodium Bicarbonate) (j) (III D)—</b>										
India—Bombay ... .. Cwt.	.....	.....	45	.....	.....	.....	.....	87	.....	.....
United Kingdom ... .. Cwt.	.....	300	321	124	155	.....	128	165	106	125
Other British Possessions ... .. Cwt.	121	22	.....	.....	15	63	20	.....	.....	11
TOTAL, BRITISH EMPIRE ... Cwt.	121	312	377	124	170	63	148	252	106	136
Other Foreign Countries ... .. Cwt.	.....	.....	.....	.....	.....	.....	.....	.....	.....	.....
TOTAL, FOREIGN COUNTRIES ... Cwt.	.....	.....	.....	.....	.....	.....	.....	.....	.....	.....
TOTAL, BRITISH EMPIRE AND FOREIGN COUNTRIES ... .. Cwt.	121	312	377	124	170	63	148	252	106	136
<b>Cyanide of Sodium (III D)—</b> Other British Possessions ... .. Cwt.	.....	.....	.....	.....	1	.....	.....	.....	.....	12
TOTAL, BRITISH EMPIRE ... Cwt.	.....	.....	.....	.....	1	.....	.....	.....	.....	12



No. 7—continued.

TOTAL QUANTITIES and VALUE of ARTICLES IMPORTED—continued.

581

ARTICLES AND COUNTRIES OF CONSIGNMENT.	QUANTITIES.					VALUE.				
	1916-1917.	1917-1918.	1918-1919.	1919-1920.	1920-1921.	1916-1917.	1917-1918.	1918-1919.	1919-1920.	1920-1921.
<b>Chemicals and Chemical Preparations</b> <i>excluding Chemical Manure and Medicines—continued.</i>										
<i>Borax including Boracic Acid (f (i) (III D)—</i>										
United Kingdom ... .. Cwt.			35	33	71			57	108	161
Other British Possessions ... .. Cwt.	49	2		10	9	97	39		37	30
<b>TOTAL, BRITISH EMPIRE ... Cwt.</b>	<b>49</b>	<b>2</b>	<b>35</b>	<b>43</b>	<b>80</b>	<b>97</b>	<b>39</b>	<b>57</b>	<b>145</b>	<b>171</b>
Other Foreign Countries. ... .. Cwt.				9					6	
<b>TOTAL FOREIGN COUNTRIES ... Cwt.</b>				<b>9</b>					<b>6</b>	
<b>TOTAL BRITISH EMPIRE AND FOREIGN COUNTRIES ... Cwt.</b>	<b>49</b>	<b>2</b>	<b>35</b>	<b>52</b>	<b>80</b>	<b>97</b>	<b>39</b>	<b>57</b>	<b>151</b>	<b>171</b>
<i>Caustic Soda (Sodium Hydroxide) (iii) (III D)—</i>										
United Kingdom ... .. Cwt.				257					941	
Other British Possessions ... .. Cwt.	3		6	21	13	6		9	18	19
<b>TOTAL BRITISH EMPIRE ... Cwt.</b>	<b>3</b>		<b>6</b>	<b>278</b>	<b>13</b>	<b>6</b>		<b>9</b>	<b>959</b>	<b>19</b>
Other Foreign Countries ... .. Cwt.				39	437				13	69
<b>TOTAL FOREIGN COUNTRIES ... Cwt.</b>				<b>39</b>	<b>437</b>				<b>13</b>	<b>69</b>
<b>TOTAL BRITISH EMPIRE AND FOREIGN COUNTRIES ... Cwt.</b>				<b>317</b>	<b>450</b>				<b>972</b>	<b>88</b>
<i>Sodium Carbonate (Soda ash and soda crystals) (iv) (III D)—</i>										
United Kingdom ... .. Cwt.	297	309	94	390		78	108	317	260	
Bombay ... .. Cwt.				255	82				233	79
Other British Possessions ... .. Cwt.	90	4	9		53	50	8	18		66
<b>TOTAL BRITISH EMPIRE ... Cwt.</b>	<b>387</b>	<b>313</b>	<b>103</b>	<b>635</b>	<b>135</b>	<b>128</b>	<b>116</b>	<b>335</b>	<b>493</b>	<b>145</b>
Other Foreign Countries ... .. Cwt.				39	437				13	69
<b>TOTAL FOREIGN COUNTRIES ... Cwt.</b>				<b>39</b>	<b>437</b>				<b>13</b>	<b>69</b>
<b>TOTAL BRITISH EMPIRE AND FOREIGN COUNTRIES ... Cwt.</b>				<b>674</b>	<b>872</b>				<b>506</b>	<b>214</b>
<i>Other sorts (III D)—</i>										
United Kingdom ... .. Cwt.										
Other British Possessions ... .. Cwt.	155	23	5	51	108	79	19	9	39	97
<b>TOTAL BRITISH EMPIRE ... Cwt.</b>	<b>155</b>	<b>23</b>	<b>5</b>	<b>51</b>	<b>108</b>	<b>79</b>	<b>19</b>	<b>9</b>	<b>39</b>	<b>97</b>
Other Foreign Countries ... .. Cwt.										
<b>TOTAL BRITISH EMPIRE AND FOREIGN COUNTRIES ... Cwt.</b>	<b>155</b>	<b>23</b>	<b>5</b>	<b>51</b>	<b>108</b>	<b>79</b>	<b>19</b>	<b>9</b>	<b>39</b>	<b>97</b>
<i>Sulphur (III D)—</i>										
Other British Possessions ... .. Cwt.	6	38	20	6	25	15	75	34	4	38
<b>TOTAL BRITISH EMPIRE ... Cwt.</b>	<b>6</b>	<b>38</b>	<b>20</b>	<b>6</b>	<b>25</b>	<b>15</b>	<b>75</b>	<b>34</b>	<b>4</b>	<b>38</b>
<i>Other sorts of Chemicals (i) (III D)—</i>										
United Kingdom ... .. Value.						10,308	9,308	2,016	308	1,196
India—Bombay ... .. Value.						2,426	1,426	2,340	4,706	616
—Karachi ... .. Value.						2,449	67	800		1
Other British Possessions ... .. Value.						85		7	20	1
Zanzibar and Pemba ... .. Value.										
<b>TOTAL BRITISH EMPIRE ... Value.</b>						<b>13,268</b>	<b>10,801</b>	<b>4,863</b>	<b>5,034</b>	<b>1,815</b>
Holland ... .. Value.										
Austria ... .. Value.										
France ... .. Value.						6,120				
Germany ... .. Value.										
Egypt ... .. Value.						531				
Morocco ... .. Value.						651	1,300			
United States of America ... .. Value.						217				
Italy ... .. Value.										
Belgium ... .. Value.						1,051			503	
Arabian Gulf Ports ... .. Value.										
Persia ... .. Value.						193	390	271		
Djibouti ... .. Value.						1	36	68	9	
Other Foreign Countries ... .. Value.						9,708	1,326	234	536	
<b>TOTAL FOREIGN COUNTRIES ... Value.</b>						<b>19,426</b>	<b>12,408</b>	<b>5,197</b>	<b>5,407</b>	<b>1,815</b>
<b>TOTAL BRITISH EMPIRE AND FOREIGN COUNTRIES ... Value.</b>						<b>32,694</b>	<b>23,209</b>	<b>10,060</b>	<b>10,441</b>	<b>3,630</b>
<b>TOTAL OF CHEMICALS ... Value.</b>						<b>32,694</b>	<b>23,209</b>	<b>10,060</b>	<b>10,441</b>	<b>3,630</b>

No 7—continued.

586

TOTAL QUANTITIES and VALUE of ARTICLES IMPORTED—continued.

ARTICLES AND COUNTRIES OF CONSIGNMENT.	QUANTITIES.					VALUE.				
	1916-1917.	1917-1918.	1918-1919.	1919-1920.	1920-1921.	1916-1917.	1917-1918.	1918-1919.	1919-1920.	1920-1921.
Chinese and Japanese Ware (including lacquered ware, but excluding earthenware and porcelain) (III B)— Bombay ... .. Value.	.....	.....	.....	.....	.....	.....	.....	.....	273	307
Other British Possessions ... .. Value.	.....	.....	.....	.....	.....	46	38	8	9	7
TOTAL BRITISH EMPIRE ... Value.	.....	.....	.....	.....	.....	46	38	8	275	314
Japan ... .. Value.	.....	.....	.....	.....	.....	235	.....	.....	.....	.....
Other Foreign Countries ... .. Value.	.....	.....	.....	.....	.....	9	43	.....	.....	19
TOTAL FOREIGN COUNTRIES ... Value.	.....	.....	.....	.....	.....	234	43	.....	.....	19
TOTAL BRITISH EMPIRE AND FOREIGN COUNTRIES ... Value.	.....	.....	.....	.....	.....	200	81	8	275	333
Clocks and Watches and Parts thereof—										
Clocks and time-pieces (a) (III K)—										
Bombay ... .. Nos.	.....	.....	224	.....	.....	.....	.....	173	.....	.....
Other British Possessions ... .. Nos.	24	20	.....	13	1	12	26	.....	73	8
TOTAL BRITISH EMPIRE ... Nos.	24	20	224	13	1	12	26	173	73	8
United States of America ... .. Nos.	.....	.....	.....	106	310	.....	.....	.....	106	253
Other Foreign Countries ... .. Nos.	.....	1	.....	.....	4	.....	1	.....	.....	12
TOTAL FOREIGN COUNTRIES ... Nos.	.....	1	.....	106	314	.....	1	.....	106	265
TOTAL BRITISH EMPIRE AND FOREIGN COUNTRIES ... Nos.	24	21	224	119	315	12	27	173	179	268
Watches (b) (III L)—										
United Kingdom ... .. Nos.	.....	.....	178	.....	298	.....	.....	131	.....	89
Other British Possessions ... .. Nos.	46	4	1	46	126	29	2	1	59	40
TOTAL BRITISH EMPIRE ... Nos.	46	4	179	46	424	29	2	132	69	129
United States of America ... .. Nos.	.....	.....	.....	212	.....	.....	.....	.....	147	.....
Other Foreign Countries ... .. Nos.	.....	.....	.....	.....	.....	.....	.....	.....	.....	.....
France ... .. Nos.	.....	.....	.....	747	.....	.....	.....	.....	552	.....
TOTAL FOREIGN COUNTRIES ... Nos.	.....	.....	.....	959	.....	.....	.....	.....	679	.....
TOTAL BRITISH EMPIRE AND FOREIGN COUNTRIES ... Nos.	46	4	179	1,005	424	29	2	132	733	129
Parts of Clocks and Watches (c) (III M)—										
Other British Possessions ... .. Value.	.....	.....	.....	.....	.....	10	.....	4	1	.....
TOTAL BRITISH EMPIRE ... Value.	.....	.....	.....	.....	.....	10	.....	4	1	.....
Other Foreign Countries ... .. Value.	.....	.....	.....	.....	.....	.....	.....	.....	.....	.....
TOTAL FOREIGN COUNTRIES ... Value.	.....	.....	.....	.....	.....	.....	.....	.....	.....	.....
TOTAL BRITISH EMPIRE AND FOREIGN COUNTRIES ... Value.	.....	.....	.....	.....	.....	10	.....	4	1	.....
TOTAL VALUE OF CLOCKS AND WATCHES AND PARTS THEREOF ... Value.	.....	.....	.....	.....	.....	51	29	303	918	397
Coal, Coke and Patent Fuel—										
Coal (II A)—										
Natal ... .. Tons.	4,609	4,378	29,658	.....	9,930	18,436	31,435	225,182	.....	36,916
United Kingdom ... .. Tons.	29,968	.....	.....	50,204	20,167	161,368	.....	.....	234,474	130,303
India—Calcutta ... .. Tons.	15,862	5,753	.....	15,900	36,854	67,283	42,947	.....	48,516	149,574
British East Africa ... .. Tons.	8,010	.....	.....	.....	.....	41,854	.....	.....	.....	.....
Zanzibar ... .. Tons.	.....	2,378	20,329	36,048	44,341	.....	16,643	1,43,077	162,584	224,623
Bombay ... .. Tons.	545	8,029	15	.....	.....	1,950	63,401	126	.....	.....
Ceylon ... .. Tons.	.....	.....	.....	.....	.....	.....	.....	.....	.....	.....
TOTAL BRITISH EMPIRE ... Tons.	29,004	21,473	50,000	102,918	119,291	313,018	159,516	3,69,294	436,674	461,423
Mozambique ... .. Tons.	31,043	31,101	26,810	49,828	33,063	164,911	170,297	1,71,340	190,188	137,077
Muskat ... .. Tons.	.....	53	.....	.....	.....	.....	350	.....	.....	.....
United State of America ... .. Tons.	.....	.....	.....	.....	26,208	.....	.....	.....	.....	102,493
Arabian Gulf Ports ... .. Tons.	.....	.....	53	.....	.....	.....	.....	678	.....	.....
Portuguese East Africa ... .. Tons.	.....	.....	.....	.....	.....	.....	.....	.....	.....	.....
Other Foreign Countries ... .. Tons.	.....	4	.....	.....	.....	.....	27	.....	.....	.....
TOTAL FOREIGN COUNTRIES ... Tons.	31,043	31,153	26,863	49,828	59,269	164,911	170,674	171,033	190,190	270,586
TOTAL BRITISH EMPIRE AND FOREIGN COUNTRIES ... Tons.	60,047	52,626	76,863	152,746	178,560	477,929	329,190	541,223	626,864	731,981
Coke (II B)—										
Ceylon ... .. Tons.	.....	.....	.....	.....	20	.....	.....	.....	.....	20
United Kingdom ... .. Tons.	80	.....	.....	111	.....	386	.....	.....	217	.....
Other British Possessions ... .. Tons.	3	1	1	2	1	17	2	2	7	2
TOTAL BRITISH EMPIRE ... Tons.	73	1	1	113	21	413	2	2	24	22

TOTAL QUANTITIES and VALUE of ARTICLES IMPORTED—continued.

ARTICLES AND COUNTRIES OF CONSIGNMENT.	QUANTITIES.					VALUE.				
	1916-1917.	1917-1918.	1918-1919.	1919-1920.	1920-1921.	1916-1917.	1917-1918.	1918-1919.	1919-1920.	1920-1921.
<b>Coal, Coke and Patent Fuel—continued.</b>										
<i>Patent fuel (H.A.)—</i>										
Somaliand ... .. Tons.	108	82	200	.....	.....	621	212	601	.....	.....
Other British Possessions ... .. Tons.	1	.....	.....	.....	12	10	.....	.....	.....	5
Perim ... .. Tons.	.....	.....	.....	.....	.....	.....	.....	.....	.....	.....
<b>TOTAL BRITISH EMPIRE ... Tons.</b>	<b>109</b>	<b>82</b>	<b>200</b>	<b>.....</b>	<b>12</b>	<b>631</b>	<b>212</b>	<b>601</b>	<b>.....</b>	<b>5</b>
Independent Somali Ports ... .. Tons.	728	60	207	.....	.....	2,047	1,004	1,000	.....	.....
Mocha ... .. Tons.	.....	.....	.....	.....	.....	.....	.....	.....	.....	.....
Arabian Gulf Ports ... .. Tons.	31	.....	.....	.....	.....	94	.....	.....	.....	.....
Other Foreign Countries ... .. Tons.	2	1	10	.....	.....	5	2	81	.....	.....
<b>TOTAL FOREIGN COUNTRIES ... Tons.</b>	<b>763</b>	<b>67</b>	<b>307</b>	<b>.....</b>	<b>.....</b>	<b>2,146</b>	<b>1,006</b>	<b>1,110</b>	<b>.....</b>	<b>.....</b>
<b>TOTAL BRITISH EMPIRE AND FOREIGN COUNTRIES ... Tons.</b>	<b>872</b>	<b>149</b>	<b>507</b>	<b>.....</b>	<b>12</b>	<b>2,877</b>	<b>1,218</b>	<b>1,711</b>	<b>.....</b>	<b>5</b>
<b>TOTAL OF COAL ... Tons.</b>	<b>91,083</b>	<b>87,321</b>	<b>77,171</b>	<b>182,200</b>	<b>120,001</b>	<b>480,961</b>	<b>230,020</b>	<b>249,028</b>	<b>24,008</b>	<b>701,204</b>
<b>Coffee, other than roasted or ground (H)—</b>										
Seychelles ... .. Cwt.	.....	.....	.....	.....	75	.....	.....	.....	.....	20
Zanzibar and Pemba ... .. Cwt.	220	7,101	6,828	2,274	2,074	2,340	20,537	17,219	6,812	4,720
Madras other Port ... .. Cwt.	.....	.....	.....	.....	.....	.....	.....	.....	.....	.....
Somaliand ... .. Cwt.	3,510	3,341	2,100	100	200	11,500	10,212	6,700	977	200
Straits Settlements ... .. Cwt.	6,002	.....	.....	625	1,200	18,201	.....	.....	87	1,407
Perim ... .. Cwt.	80	189	.....	70	40	172	600	.....	281	80
India—Bombay ... .. Cwt.	1,322	838	1,400	7,412	2,770	1,026	378	2,612	20,142	7,101
Malabar Coast ... .. Cwt.	.....	.....	.....	.....	.....	.....	.....	.....	.....	.....
Other British Possessions ... .. Cwt.	16	.....	.....	.....	.....	7	.....	11	.....	.....
Catch ... .. Cwt.	.....	.....	.....	.....	.....	.....	.....	.....	.....	.....
<b>TOTAL BRITISH EMPIRE ... Cwt.</b>	<b>11,771</b>	<b>11,129</b>	<b>10,483</b>	<b>10,580</b>	<b>4,976</b>	<b>20,204</b>	<b>40,224</b>	<b>21,928</b>	<b>20,927</b>	<b>14,940</b>
Mozambique ... .. Cwt.	.....	.....	200	1,210	927	.....	.....	207	4,101	1,207
Dunkall Coast ... .. Cwt.	20	.....	.....	102	92	97	.....	.....	427	204
Galran ... .. Cwt.	26,502	50,506	27,277	20,527	20	72,202	170,470	62,202	100,770	80
Lohia ... .. Cwt.	.....	.....	.....	.....	.....	.....	.....	.....	.....	.....
Hodeidah ... .. Cwt.	.....	.....	.....	9,902	20,206	.....	.....	.....	20,401	20,202
Mekha ... .. Cwt.	3,078	.....	.....	10,207	18,270	8,210	.....	.....	24,200	40,210
Arabian Gulf Ports ... .. Cwt.	481	574	100	200	172	1,100	1,200	207	200	207
Islands of Farsan ... .. Cwt.	.....	.....	.....	.....	.....	.....	.....	.....	.....	.....
Egypt, etc. ... .. Cwt.	.....	.....	.....	.....	.....	.....	.....	.....	.....	.....
Kamran and Farsan ... .. Cwt.	1,021	1,067	1,127	200	.....	4,224	4,22	2,101	200	.....
German East Africa ... .. Cwt.	.....	.....	.....	2,200	.....	.....	.....	.....	207	.....
Japan ... .. Cwt.	.....	.....	.....	.....	.....	.....	.....	.....	.....	.....
Java ... .. Cwt.	.....	.....	.....	.....	.....	.....	.....	.....	.....	.....
D'Jibouti and Obokh ... .. Cwt.	40,440	45,120	26,720	20,270	20,000	117,420	140,214	147,204	110,204	74,140
Other Foreign Countries ... .. Cwt.	5	14	1	.....	5	12	20	5	.....	47
<b>TOTAL FOREIGN COUNTRIES ... Cwt.</b>	<b>72,200</b>	<b>115,274</b>	<b>67,211</b>	<b>60,244</b>	<b>74,207</b>	<b>200,107</b>	<b>242,440</b>	<b>220,126</b>	<b>200,100</b>	<b>222,200</b>
<b>TOTAL BRITISH EMPIRE AND FOREIGN COUNTRIES ... Cwt.</b>	<b>83,976</b>	<b>127,112</b>	<b>78,094</b>	<b>71,124</b>	<b>81,172</b>	<b>282,421</b>	<b>382,720</b>	<b>364,104</b>	<b>324,200</b>	<b>337,200</b>
<b>Coir Unmanufactured (H J)—</b>										
Bombay ... .. Cwt.	.....	.....	.....	100	.....	.....	.....	.....	70	.....
Other British Possessions ... .. Cwt.	6	.....	10	.....	22	2	.....	10	.....	20
<b>TOTAL BRITISH EMPIRE ... Cwt.</b>	<b>6</b>	<b>.....</b>	<b>10</b>	<b>100</b>	<b>22</b>	<b>2</b>	<b>.....</b>	<b>10</b>	<b>70</b>	<b>20</b>
Arabian Gulf Ports ... .. Cwt.	.....	.....	.....	.....	.....	.....	.....	.....	.....	10
Other Foreign Countries ... .. Cwt.	.....	.....	.....	.....	.....	.....	.....	.....	.....	10
<b>TOTAL FOREIGN COUNTRIES ... Cwt.</b>	<b>.....</b>	<b>.....</b>	<b>.....</b>	<b>.....</b>	<b>.....</b>	<b>.....</b>	<b>.....</b>	<b>.....</b>	<b>.....</b>	<b>10</b>
<b>TOTAL BRITISH EMPIRE AND FOREIGN COUNTRIES ... Cwt.</b>	<b>6</b>	<b>.....</b>	<b>10</b>	<b>100</b>	<b>41</b>	<b>2</b>	<b>.....</b>	<b>10</b>	<b>70</b>	<b>20</b>

TOTAL QUANTITIES and VALUE of ARTICLES IMPORTED—continued.

ARTICLES AND COUNTRIES OF CONSIGNMENT.	QUANTITIES.					VALUE.				
	1916-1917.	1917-1918.	1918-1919.	1919-1920.	1920-1921.	£	£	£	£	£
<b>Coir Manufactured (excluding rope) (III F)—</b>										
India—Bombay .....	233	.....	183	233	199	119	.....	157	230	309
Other British Possessions .....	27	7	.....	69	1	19	25	.....	91	7
Ceylon .....	.....	.....	.....	.....	64	.....	.....	.....	.....	130
Malabar Coast .....	.....	118	.....	.....	.....	.....	249	.....	.....	.....
<b>TOTAL BRITISH EMPIRE .....</b>	<b>260</b>	<b>125</b>	<b>183</b>	<b>302</b>	<b>264</b>	<b>138</b>	<b>273</b>	<b>157</b>	<b>321</b>	<b>445</b>
Mozambique .....	.....	.....	21	2	.....	.....	.....	138	20	.....
Other Foreign Countries .....	20	45	5	.....	27	37	53	9	.....	26
<b>TOTAL FOREIGN COUNTRIES .....</b>	<b>20</b>	<b>45</b>	<b>26</b>	<b>2</b>	<b>27</b>	<b>37</b>	<b>53</b>	<b>138</b>	<b>20</b>	<b>26</b>
<b>TOTAL BRITISH EMPIRE AND FOREIGN COUNTRIES .....</b>	<b>280</b>	<b>170</b>	<b>209</b>	<b>304</b>	<b>291</b>	<b>175</b>	<b>326</b>	<b>295</b>	<b>341</b>	<b>471</b>
<b>Coral (IV)—</b>										
Other British Possessions .....	40	.....	.....	.....	.....	53	.....	.....	.....	.....
<b>TOTAL BRITISH EMPIRE .....</b>	<b>40</b>	<b>.....</b>	<b>.....</b>	<b>.....</b>	<b>.....</b>	<b>53</b>	<b>.....</b>	<b>.....</b>	<b>.....</b>	<b>.....</b>
Other Foreign Countries .....	.....	.....	.....	.....	.....	.....	.....	.....	.....	.....
<b>TOTAL FOREIGN COUNTRIES .....</b>	<b>.....</b>	<b>.....</b>	<b>.....</b>	<b>.....</b>	<b>.....</b>	<b>.....</b>	<b>.....</b>	<b>.....</b>	<b>.....</b>	<b>.....</b>
<b>Cordage and Rope of Vegetable fibre (including Jute and Cotton) (III F)—</b>										
Egypt .....	.....	125	.....	88	.....	.....	142	.....	123	.....
United Kingdom .....	454	661	307	216	359	2,041	2,874	1,944	656	1,654
Ceylon .....	275	.....	.....	.....	.....	339	.....	.....	.....	.....
Holland .....	597	491	518	1,069	435	966	1,029	1,177	2,393	803
Zanzibar and Pemba .....	.....	.....	.....	.....	.....	.....	.....	.....	.....	.....
Australia .....	.....	.....	.....	.....	.....	.....	.....	.....	.....	.....
India—Bombay .....	2,001	751	1,182	1,379	791	2,011	1,004	1,381	1,504	1,102
— Calcutta .....	95	.....	.....	.....	355	201	.....	.....	.....	845
— Malabar Coast .....	.....	483	50	150	.....	.....	771	127	400	.....
— Madras other Ports .....	.....	.....	.....	.....	.....	.....	.....	.....	.....	.....
Other British Possessions .....	68	.....	5	8	28	53	.....	17	20	53
<b>TOTAL BRITISH EMPIRE .....</b>	<b>2,486</b>	<b>2,603</b>	<b>2,062</b>	<b>2,880</b>	<b>1,973</b>	<b>5,671</b>	<b>5,890</b>	<b>5,145</b>	<b>5,066</b>	<b>4,461</b>
Italy .....	35	44	.....	.....	.....	110	220	.....	.....	.....
Mozambique .....	.....	.....	.....	63	.....	.....	.....	.....	228	.....
Arabian Gulf Ports .....	208	169	.....	.....	246	220	244	.....	.....	213
Tonkin .....	.....	.....	17	.....	.....	.....	.....	167	.....	.....
Djibouti .....	.....	71	255	.....	106	.....	99	223	.....	222
Other Foreign Countries .....	41	19	51	198	43	14	8	77	125	78
<b>TOTAL FOREIGN COUNTRIES .....</b>	<b>242</b>	<b>323</b>	<b>323</b>	<b>320</b>	<b>435</b>	<b>344</b>	<b>550</b>	<b>567</b>	<b>353</b>	<b>469</b>
<b>TOTAL BRITISH EMPIRE AND FOREIGN COUNTRIES .....</b>	<b>2,728</b>	<b>2,926</b>	<b>2,385</b>	<b>3,200</b>	<b>2,408</b>	<b>6,015</b>	<b>6,440</b>	<b>5,712</b>	<b>5,419</b>	<b>4,930</b>
<b>Cork Manufactures (III F)—</b>										
Other British Possessions .....	13	3	10	4	3	63	6	70	23	23
United Kingdom .....	.....	.....	.....	68	16	.....	.....	.....	156	112
<b>TOTAL BRITISH EMPIRE .....</b>	<b>13</b>	<b>3</b>	<b>10</b>	<b>72</b>	<b>19</b>	<b>63</b>	<b>6</b>	<b>70</b>	<b>179</b>	<b>135</b>
Other Foreign Countries .....	.....	2	.....	1	11	3	13	.....	5	4
<b>TOTAL FOREIGN COUNTRIES .....</b>	<b>.....</b>	<b>2</b>	<b>.....</b>	<b>1</b>	<b>11</b>	<b>3</b>	<b>13</b>	<b>.....</b>	<b>5</b>	<b>4</b>
<b>TOTAL BRITISH EMPIRE AND FOREIGN COUNTRIES .....</b>	<b>13</b>	<b>5</b>	<b>10</b>	<b>73</b>	<b>30</b>	<b>66</b>	<b>19</b>	<b>70</b>	<b>184</b>	<b>139</b>
<b>Outlery (III K)—</b>										
United Kingdom .....	.....	.....	.....	.....	.....	152	160	990	291	509
Egypt .....	.....	.....	.....	.....	.....	.....	293	.....	.....	207
India—Bombay .....	.....	.....	.....	.....	.....	190	.....	94	490	516
Other British Possessions .....	.....	.....	.....	.....	.....	5	57	30	.....	33
<b>TOTAL BRITISH EMPIRE .....</b>	<b>.....</b>	<b>.....</b>	<b>.....</b>	<b>.....</b>	<b>.....</b>	<b>347</b>	<b>510</b>	<b>1,104</b>	<b>781</b>	<b>1,061</b>
<b>Francing Knives (III P)—</b>										
United Kingdom .....	.....	.....	.....	.....	.....	.....	.....	.....	.....	75
Bombay .....	.....	.....	.....	.....	.....	.....	.....	.....	.....	75
Other British Possession .....	.....	.....	.....	.....	.....	.....	.....	.....	.....	.....
<b>TOTAL BRITISH EMPIRE .....</b>	<b>.....</b>	<b>.....</b>	<b>.....</b>	<b>.....</b>	<b>.....</b>	<b>.....</b>	<b>.....</b>	<b>.....</b>	<b>.....</b>	<b>150</b>
Austria .....	.....	.....	.....	.....	.....	.....	.....	.....	.....	645
Germany .....	.....	.....	.....	.....	.....	.....	.....	.....	.....	.....
Belgium .....	.....	.....	.....	.....	.....	.....	.....	.....	.....	75
Sweden .....	.....	.....	.....	.....	.....	.....	.....	.....	.....	.....
United States of America .....	.....	.....	.....	.....	.....	115	.....	.....	167	.....
Other Foreign Countries .....	.....	.....	.....	.....	.....	77	2	.....	51	125
<b>TOTAL FOREIGN COUNTRIES .....</b>	<b>.....</b>	<b>.....</b>	<b>.....</b>	<b>.....</b>	<b>.....</b>	<b>192</b>	<b>2</b>	<b>.....</b>	<b>218</b>	<b>746</b>
<b>TOTAL BRITISH EMPIRE AND FOREIGN COUNTRIES .....</b>	<b>.....</b>	<b>.....</b>	<b>.....</b>	<b>.....</b>	<b>.....</b>	<b>340</b>	<b>512</b>	<b>1,104</b>	<b>1,000</b>	<b>1,807</b>

TOTAL QUANTITIES and VALUE of ARTICLES IMPORTED—continued.

ARTICLES, AND COUNTRIES OF CONSIGNMENT.	QUANTITIES.					VALUE.				
	1916-1917.	1917-1918.	1-16-1919.	1919-1920.	1920-1921.	1916-1917.	1917-1918.	1918-1919.	1919-1920.	1920-1921.
<b>Cycles (other than motor cycles), and parts thereof and accessories—</b>										
<i>Cycles imported entire or in sections (a) (III. C)—</i>										
United Kingdom ... Nos.	14		10	7	28	89		67	77	276
India—Bombay ... Nos.	2	6		9	6	20	41		79	21
Other British Possessions ... Nos.										
<b>TOTAL, BRITISH EMPIRE ... Nos.</b>	<b>16</b>	<b>6</b>	<b>10</b>	<b>16</b>	<b>34</b>	<b>109</b>	<b>41</b>	<b>67</b>	<b>147</b>	<b>297</b>
France ... Nos.										
Other Foreign Countries ... Nos.		1	1	1	5		3	10	3	61
<b>TOTAL, FOREIGN COUNTRIES ... Nos.</b>		<b>1</b>	<b>1</b>	<b>1</b>	<b>5</b>		<b>3</b>	<b>10</b>	<b>3</b>	<b>61</b>
<b>TOTAL, BRITISH EMPIRE AND FOREIGN COUNTRIES ... Nos.</b>	<b>16</b>	<b>7</b>	<b>11</b>	<b>17</b>	<b>39</b>	<b>109</b>	<b>44</b>	<b>77</b>	<b>150</b>	<b>358</b>
<i>Parts of cycles and accessories (b) (III. C)—</i>										
Other British Possessions ... Value.						45			33	73
United Kingdom ... Value.										
<b>TOTAL, BRITISH EMPIRE ... Value.</b>						<b>45</b>			<b>33</b>	<b>73</b>
Other Foreign Countries ... Value.									16	2
<b>TOTAL, FOREIGN COUNTRIES ... Value.</b>									<b>16</b>	<b>2</b>
<b>TOTAL, BRITISH EMPIRE AND FOREIGN COUNTRIES ... Value.</b>						<b>45</b>			<b>49</b>	<b>75</b>
<b>Drugs and Medicines (excluding chemicals and narcotics)—</b>										
<i>Alors (a) (III. D)—</i>										
Other British Possessions ... Cwt.					3					5
<b>TOTAL, BRITISH EMPIRE ... Cwt.</b>					<b>3</b>					<b>5</b>
Arabian Gulf Ports ... Cwt.	125	136	108	314	236	242	297	310	735	601
Djibouti ... Cwt.		3					67			3
Other Foreign Countries ... Cwt.		5		18	1		11		45	3
<b>TOTAL, FOREIGN COUNTRIES ... Cwt.</b>	<b>125</b>	<b>171</b>	<b>108</b>	<b>332</b>	<b>236</b>	<b>242</b>	<b>374</b>	<b>310</b>	<b>783</b>	<b>604</b>
<b>TOTAL, BRITISH EMPIRE AND FOREIGN COUNTRIES ... Cwt.</b>	<b>125</b>	<b>171</b>	<b>108</b>	<b>332</b>	<b>239</b>	<b>242</b>	<b>374</b>	<b>310</b>	<b>783</b>	<b>604</b>
<i>Asafetida (b) (III. D)—</i>										
Egypt ... Cwt.			139					297		66
India—Bombay ... Cwt.			18	84	170	41	55	611	371	66
Other British Possessions ... Cwt.	10	16								
<b>TOTAL, BRITISH EMPIRE ... Cwt.</b>	<b>10</b>	<b>16</b>	<b>146</b>	<b>84</b>	<b>170</b>	<b>41</b>	<b>55</b>	<b>671</b>	<b>371</b>	<b>66</b>
Asiatic Turkey—Persian Gulf ... Cwt.				100	10				830	64
Persia ... Cwt.		214					217			
Other Foreign Countries ... Cwt.	15	5				3	13			
Arabian Gulf Ports ... Cwt.					137					201
<b>TOTAL, FOREIGN COUNTRIES ... Cwt.</b>	<b>15</b>	<b>231</b>		<b>100</b>	<b>143</b>	<b>36</b>	<b>230</b>		<b>830</b>	<b>265</b>
<b>TOTAL, BRITISH EMPIRE AND FOREIGN COUNTRIES ... Cwt.</b>	<b>25</b>	<b>237</b>	<b>146</b>	<b>184</b>	<b>313</b>	<b>77</b>	<b>381</b>	<b>671</b>	<b>871</b>	<b>330</b>
<i>Camphor (c) (III. D)—</i>										
Bombay ... Lbs.					453					119
Other British Possessions ... Lbs.	504	157	27	60	18	48	19	24	17	0
<b>TOTAL, BRITISH EMPIRE ... Lbs.</b>	<b>504</b>	<b>157</b>	<b>27</b>	<b>60</b>	<b>471</b>	<b>48</b>	<b>19</b>	<b>24</b>	<b>17</b>	<b>119</b>
Other Foreign Countries ... Lbs.										
<b>TOTAL, FOREIGN COUNTRIES ... Lbs.</b>										
<b>TOTAL, BRITISH EMPIRE AND FOREIGN COUNTRIES ... Lbs.</b>	<b>504</b>	<b>157</b>	<b>27</b>	<b>60</b>	<b>471</b>	<b>48</b>	<b>19</b>	<b>24</b>	<b>17</b>	<b>119</b>
<i>Proprietary and patent medicines (f) (III. D)—</i>										
United Kingdom ... Value.						1,407	2,077	1,973	1,919	2,574
India—Bombay ... Value.						61	128	130	473	74
Other British Possessions ... Value.						1	6	21	21	7
<b>TOTAL, BRITISH EMPIRE ... Value.</b>						<b>1,469</b>	<b>2,161</b>	<b>2,124</b>	<b>2,413</b>	<b>2,655</b>
Austria ... Value.										50
Other Foreign Countries ... Value.										67
<b>TOTAL, FOREIGN COUNTRIES ... Value.</b>										<b>117</b>
<b>TOTAL, BRITISH EMPIRE AND FOREIGN COUNTRIES ... Value.</b>										<b>2,772</b>
<i>Cassia lignea (III. D)—</i>										
Other British Possessions ... Cwt.				15					67	
<b>TOTAL, BRITISH EMPIRE ... Cwt.</b>				<b>15</b>					<b>67</b>	
Other Foreign Countries ... Value.						10	2		52	
<b>TOTAL, FOREIGN COUNTRIES ... Value.</b>						<b>10</b>	<b>2</b>		<b>52</b>	
<b>TOTAL, BRITISH EMPIRE AND FOREIGN COUNTRIES ... Value.</b>						<b>1,469</b>	<b>2,161</b>	<b>2,124</b>	<b>2,413</b>	
<i>Sarsaparilla and preparation thereof (III. D)—</i>										
Other British Possessions ... Value.						9	51	29		6
<b>TOTAL, BRITISH EMPIRE ... Value.</b>						<b>9</b>	<b>51</b>	<b>29</b>		<b>6</b>
<i>Storax, including liquid storax (rose walloes)—</i>										
France ... Lbs.					6,294					776
<b>TOTAL, FOREIGN COUNTRIES ... Lbs.</b>					<b>6,294</b>					<b>776</b>

TOTAL QUANTITIES and VALUE of ARTICLES IMPORTED—continued.

ARTICLES, AND COUNTRIES OF CONSIGNMENT.	QUANTITIES.					VALUE.				
	1916-1917.	1917-1918.	1918-1919.	1919-1920.	1920-1921.	1916-1917.	1917-1918.	1918-1919.	1919-1920.	1920-1921.
<b>Drugs and Medicines (excluding Chemicals and narcotics)—continued.</b>						£	£	£	£	£
<i>Quinine Hydrochloride or Hydrochloride (III. D)—</i>										
Other British Possessions ... Lbs.				8					8	
<b>TOTAL, BRITISH EMPIRE ... Lbs.</b>				8					8	
<i>Quinine Salts—</i>										
Quinine Sulphate and Bisulphate—										
Other British Possessions ... Lbs.		1	73	70	15		2	27	37	15
<b>TOTAL, BRITISH EMPIRE ... Lbs.</b>		1	73	70	15		2	27	37	15
<i>Quinine and alkaloids thereof (including Cinchona and Peruvia bark) (g) (III. D).—</i>										
Quinine Salts—other Sorts—										
Other British Possessions ... Lbs.			10		36			10		17
<b>TOTAL, BRITISH EMPIRE ... Lbs.</b>			10		36			10		17
<b>TOTAL, BRITISH EMPIRE AND FOREIGN COUNTRIES ... Lbs.</b>			10		36			10		17
<i>Other sorts of drugs and Medicines (f) (III. D)—</i>										
Egypt ... Value.										
United Kingdom ... Value.						267	467	240	247	1,125
Straits Settlements ... Value.								113	231	3,456
Ceylon ... Value.						690	1,018			2,507
India—Bombay ... Value.										
India—Calcutta ... Value.						4,020	624	5,956	6,026	3,226
British Somaliland ... Value.						97				130
Other British Possessions ... Value.						104	373			
						41	30	6	20	67
<b>TOTAL, BRITISH EMPIRE ... Value.</b>						5,228	4,612	6,323	6,624	10,666
United States of America ... Value.									387	
Dunkirk Coast ... Value.									100	
Java ... Value.										86
Mokha ... Value.									600	3 24
Arabian Gulf Ports ... Value.						134				
Perak ... Value.						819			104	
Turkey in Asia ... Value.						671	270			
Osman ... Value.						380				
Mascat ... Value.						4,616				
Moscowah ... Value.							133	163	67	181
Other Foreign Countries ... Value.						85	110	25	69	246
Jeddah ... Value.										219
Kamran, etc. ... Value.										
Djibouti ... Value.								410		
France ... Value.						3,763	351	1,954	2,098	921
Hodeidah ... Value.								900		
<b>TOTAL, FOREIGN COUNTRIES ... Value.</b>						10,888	867	3,453	3,679	3,050
<b>TOTAL, BRITISH EMPIRE AND FOREIGN COUNTRIES ... Value.</b>						15,616	5,379	9,781	10,303	13,716
<b>TOTAL, VALUE OF DRUGS AND MEDICINES ... Value.</b>						17,976	8,249	13,197	14,363	17,762
<b>Dyeing and Tanning substances—</b>										
<i>Aniline (c-II) (III. F)—</i>										
Bombay ... Lbs.				3,400	198				2,200	124
United Kingdom ... Lbs.				221	1,296				67	214
Other British Possessions ... Lbs.										
<b>TOTAL, BRITISH EMPIRE ... Lbs.</b>				3,621	1,494				2,267	348
Austria ... Lbs.										1,062
Hodeidah ... Lbs.										
Holland ... Lbs.				392					267	
Other Foreign Countries ... Lbs.										
<b>TOTAL, FOREIGN COUNTRIES ... Lbs.</b>				3 82	2,248				267	1,022
<b>TOTAL, BRITISH EMPIRE AND FOREIGN COUNTRIES ... Lbs.</b>				4,018	4,742				2,534	1,401
<i>Indigo (d) (III. F)—</i>										
United Kingdom ... Cwt.										124
Egypt ... Cwt.										207
Straits Settlements ... Cwt.										274
India—Bombay ... Cwt.	14					600			1,573	5,163
Other British Possessions ... Cwt.			3	47	134			180		69
<b>TOTAL, BRITISH EMPIRE ... Cwt.</b>	14		3	47	238	600		180	1,573	5,264
<b>Dyes obtained from coal tar—</b>										
<i>Others (III. F)—</i>										
United States of America ... Lbs.										129
Germany ... Lbs.										649
<b>TOTAL, FOREIGN COUNTRIES ... Lbs.</b>										778

No. 7—continued.

TOTAL QUANTITIES and VALUE of ARTICLES IMPORTED—continued.

ARTICLES, AND COUNTRIES OF CONSIGNMENT.	QUANTITIES.					VALUE.				
	1915-1917.	1917-1918.	1918-1919.	1919-1920.	1920-1921.	1915-1917.	1917-1918.	1918-1919.	1919-1920.	1920-1921.
<b>Dyeing and Tanning substances—continued.</b>										
<i>Indigo (d) (III. F)—continued.</i>										
Gairan ... .. Cwt.			10		1			67		100
Mosawah ... ..		30					1,000			
Germany ... ..										
Austria ... ..					94					2,762
Belgium ... ..				7	29				130	1,000
Hodeidah ... ..					87					1,112
Egypt ... ..										
Mokha ... ..					9					363
Arabian Gulf Ports ... ..				13					947	
Holland ... ..										
Other Foreign Countries ... ..				9		1			78	
<b>TOTAL, FOREIGN COUNTRIES ... Cwt.</b>		30	10	23	144	1	1,000	67	775	6,619
<b>TOTAL, BRITISH EMPIRE AND FOREIGN COUNTRIES ... Cwt.</b>	14,417	20	12	60	306	601	1,000	947	9,648	13,708
<i>Saffron (e) (III. F)</i>										
India—Bombay ... .. Lbs.	112			440	133	61			177	122
Other British Possessions ... ..										
<b>TOTAL, BRITISH EMPIRE ... Lbs.</b>	112			440	133	61			177	122
Spain ... .. Lbs.	324					70				
Djibouti ... ..				112					100	
Other Foreign Countries ... ..	112		8	119		17		83	20	
<b>TOTAL, FOREIGN COUNTRIES ... Lbs.</b>	436		8	230		87		83	120	
<b>TOTAL, BRITISH EMPIRE AND FOREIGN COUNTRIES ... Lbs.</b>	548		8	670	133	148		83	297	122
<i>Other sorts (including lac dye) (f) (III. F)—</i>										
Zanzibar ... .. Cwt.			823					600		
Karachi ... ..										
Malabar Coast ... ..			122					220		
India—Bombay ... ..	1,063	6,965	7,326	1,307	4,231	1,246	17,183	14,264	6,680	7,964
" Calcutta ... ..					6					80
Egypt ... ..					63					1,897
Other British Possessions ... ..	6	30	19	2	1	11	47	60	30	11
<b>TOTAL, BRITISH EMPIRE ... Cwt.</b>	1,069	6,975	8,240	1,309	4,240	1,267	17,230	14,324	6,710	8,055
Maswah ... .. Cwt.										
Arabian Gulf Ports ... ..	140		62	46	140	343		437	168	276
Austria ... ..					65					1,000
France ... ..					6					80
Italian East Africa ... ..	667					317				
Djibouti and Obokh ... ..	153	631	390	296	276	1,872	6,076	4,647	2,819	4,980
Hodeidah ... ..				3	284				120	618
Other Foreign Countries ... ..	85	36	68	60	91	48	27	64	90	106
Gairan ... ..	140				6	1,000				108
Muscat ... ..										
<b>TOTAL, FOREIGN COUNTRIES ... Cwt.</b>	1,130	616	550	413	901	3,475	6,101	5,293	6,076	7,843
<b>TOTAL, BRITISH EMPIRE AND FOREIGN COUNTRIES ... Cwt.</b>	2,199	7,491	8,790	1,722	5,219	4,732	23,331	20,617	9,686	47,498
<b>TOTAL VALUE OF DYEING AND TANNING SUBSTANCES ... Value.</b>										
						6,341	24,310	20,729	15,075	28,670
<i>Stoneware and Porcelain (excluding pipes of earthenware) (III. H)—</i>										
Egypt ... .. Value.						113		197	278	268
United Kingdom ... ..						798	276	644	648	979
Straits Settlements ... ..										273
India—Bombay ... ..						1,464	1,281	683	5,479	6,771
Other British Possessions ... ..						11	20	18	13	54
<b>TOTAL, BRITISH EMPIRE ... Value.</b>						2,387	1,606	1,430	6,218	8,275

TOTAL QUANTITIES and VALUE of ARTICLES IMPORTED—continued.

ARTICLES, AND COUNTRIES OF CONSIGNMENT.	QUANTITIES.					VALUE.				
	1916-1917.	1917-1918.	1918-1919.	1919-1920.	1920-1921.	1916-1917.	1917-1918.	1918-1919.	1919-1920.	1920-1921.
<b>Earthenware and Porcelain (excluding pipes of earthenware) (III H)—continued.</b>						£	£	£	£	£
Hodeidah ... .. Value.	...	...	...	...	...	...	...	...	...	82
D'Jibouti ... .. Value.	...	...	...	...	...	...	...	...	73	111
Mokha ... .. Value.	...	...	...	...	...	...	...	...	79	121
Belgium ... .. Value.	...	...	...	...	...	...	...	...	...	87
Holland ... .. Value.	...	...	...	...	...	...	...	...	...	154
Italy ... .. Value.	...	...	...	...	...	140	180	...	...	...
China ... .. Value.	...	...	...	...	...	...	...	...	...	...
Japan ... .. Value.	...	...	...	...	...	1,227	...	...	120	367
Egypt ... .. Value.	...	...	...	...	...	...	...	...	...	...
Other Foreign Countries ... .. Value.	...	...	...	...	...	180	110	79	278	125
<b>Total, FOREIGN COUNTRIES ... Value.</b>	...	...	...	...	...	1,547	270	79	550	1,021
<b>TOTAL, BRITISH EMPIRE AND FOREIGN COUNTRIES ... Value.</b>	...	...	...	...	...	4,112	1,866	1,618	6,766	9,360
<b>Porcelain—</b>										
Egypt ... .. Value.	...	...	...	...	...	...	...	...	...	265
Bombay ... .. Value.	...	...	...	...	...	...	...	...	380	563
Other British Possessions ... .. Value.	...	...	...	...	...	...	...	...	7	...
<b>TOTAL, BRITISH EMPIRE ... Value.</b>	...	...	...	...	...	...	...	...	387	1,123
<b>Electrical (a) (III H)—</b>										
Italy ... .. Value.	...	...	...	...	...	...	...	...	...	67
<b>TOTAL, FOREIGN COUNTRIES ... Value.</b>	...	...	...	...	...	...	...	...	...	67
<b>Other kind (b) (III H)—</b>										
Other Foreign Countries ... .. Value.	...	...	...	...	...	...	...	...	...	74
<b>TOTAL, FOREIGN COUNTRIES ... Value.</b>	...	...	...	...	...	...	...	...	...	74
<b>TOTAL, BRITISH EMPIRE AND FOREIGN COUNTRIES ... Value.</b>	...	...	...	...	...	...	...	...	...	1,203
<b>Electroplated ware (III E)—</b>										
United Kingdom ... .. Value.	...	...	...	...	...	133	...	...	...	...
Other British Possessions ... .. Value.	...	...	...	...	...	...	43	6	3	...
<b>TOTAL, BRITISH EMPIRE ... Value.</b>	...	...	...	...	...	133	43	6	3	...
<b>Feathers (II J)—</b>										
Egypt ... .. Lbs.	...	...	...	...	190	...	...	...	...	467
United Kingdom ... .. Value.	...	...	180	2,339	636	...	...	271	1,904	729
Somaland ... .. Value.	431	98	442	689	1,007	441	99	292	483	643
Other British Possessions ... .. Value.	12	15	...	...	...	52	53	...	...	...
<b>TOTAL, BRITISH EMPIRE ... Lbs.</b>	453	113	622	2,998	1,633	493	151	553	2,396	1,769
Mowah ... .. Lbs.	...	...	150	198	...	...	...	100	687	...
Drakali Coast ... .. Value.	...	...	...	34	...	...	...	...	71	...
Independent Somali Ports ... .. Value.	568	308	782	1,235	610	366	247	626	731	380
Italian East Africa ... .. Value.	275	...	...	...	...	29	...	...	...	...
Egypt, etc. ... .. Value.	...	...	...	...	...	...	...	...	...	...
Italy ... .. Value.	...	...	...	...	...	...	...	...	...	...
D'Jibouti and Obokh ... .. Value.	56	...	...	...	...	73	...	...	...	...
Other Foreign Countries ... .. Value.	164	53	...	53	125	105	34	...	26	69
<b>TOTAL, FOREIGN COUNTRIES ... Lbs.</b>	11,063	441	933	1,510	635	835	261	626	1,517	440
<b>TOTAL, BRITISH EMPIRE AND FOREIGN COUNTRIES ... Lbs.</b>	1,496	554	1,534	4,508	2,467	1,329	433	1,179	3,913	2,209
<b>Fire-works (III F)—</b>										
Bombay ... .. Value.	...	...	...	...	...	...	...	...	132	...
Other British Possessions ... .. Value.	...	...	...	...	...	...	31	23	...	...
<b>TOTAL, BRITISH EMPIRE ... Value.</b>	...	...	...	...	...	...	31	23	172	...
China ... .. Value.	...	...	...	...	...	...	...	...	...	...
Other Foreign Countries ... .. Value.	...	...	...	...	...	...	...	...	...	...
<b>TOTAL, FOREIGN COUNTRIES ... Value.</b>	...	...	...	...	...	...	...	...	...	...
<b>TOTAL, BRITISH EMPIRE AND FOREIGN COUNTRIES ... Value.</b>	...	...	...	...	...	...	...	...	...	...
<b>Fish (including Canned Fish)—</b>										
Fish, dry, unsalted (L. A.)—										
Bombay ... .. Cwt.	...	...	...	57	82	...	...	...	88	104
Other British Possessions ... .. Cwt.	62	...	8	33	17	72	...	30	36	22
<b>TOTAL, BRITISH EMPIRE ... Cwt.</b>	62	...	8	90	99	72	...	30	124	117



GENERAL IMPORTS.

SEA-BORNE TRADE.

No. 7—continued.

TOTAL QUANTITIES and VALUE of ARTICLES IMPORTED—continued.

593

ARTICLES, AND COUNTRIES OF CONSIGNMENT.	QUANTITIES.					VALUE.				
	1916-1917.	1917-1918.	1918-1919.	1919-1920.	1920-1921.	1916-1917.	1917-1918.	1918-1919.	1919-1920.	1920-1921.
<b>Fish, excluding canned fish—(I.A.)—contd.</b>						£	£	£	£	£
<b>Fish, dry, unsalted—continued.</b>										
Independent Somali Ports ... Cwt.		173			91	172				96
Mocha ... ..					1,317					677
Arabian Gulf Ports ... ..				193	641				90	637
Other Foreign Countries ... ..	172	25		80	90	50	5		64	47
<b>TOTAL, FOREIGN COUNTRIES ... Cwt.</b>	<b>331</b>	<b>25</b>		<b>273</b>	<b>3,348</b>	<b>272</b>	<b>5</b>		<b>163</b>	<b>1,418</b>
<b>TOTAL, BRITISH EMPIRE AND FOREIGN COUNTRIES ... Cwt.</b>	<b>373</b>	<b>25</b>	<b>8</b>	<b>293</b>	<b>3,347</b>	<b>294</b>	<b>5</b>	<b>21</b>	<b>244</b>	<b>1,632</b>
<b>Fish, dry, salted—(I.A.)—</b>										
Other British Possessions ... ..	67	7	40	20	60	57	9	61	47	67
<b>TOTAL, BRITISH EMPIRE ... Cwt.</b>	<b>60</b>	<b>7</b>	<b>40</b>	<b>20</b>	<b>60</b>	<b>52</b>	<b>9</b>	<b>61</b>	<b>47</b>	<b>67</b>
Independent Somali Ports ... ..	355	339		147		139	257		142	
Arabian Gulf Ports ... ..	288	590	221	93	571	175	430	200	78	441
Muscot ... ..	100	115				67	93			
Mossawah ... ..										
Dunkali Coast ... ..					102					92
Other Foreign Countries ... ..	140	70	82	130	134	81	47	54	81	144
<b>TOTAL, FOREIGN COUNTRIES ... Cwt.</b>	<b>640</b>	<b>1,114</b>	<b>281</b>	<b>370</b>	<b>807</b>	<b>459</b>	<b>777</b>	<b>265</b>	<b>241</b>	<b>716</b>
<b>TOTAL, BRITISH EMPIRE AND FOREIGN COUNTRIES ... Cwt.</b>	<b>950</b>	<b>1,121</b>	<b>320</b>	<b>405</b>	<b>866</b>	<b>514</b>	<b>835</b>	<b>416</b>	<b>318</b>	<b>783</b>
<b>Fishmaws and Sharkfins—(I.A.)—</b>										
Somaliand ... ..					81					70
Other British Possessions... ..	22	2	1	67		21	2	1	60	
Perim ... ..					432					378
<b>TOTAL, BRITISH EMPIRE ... Cwt.</b>	<b>22</b>	<b>2</b>	<b>1</b>	<b>47</b>	<b>513</b>	<b>21</b>	<b>2</b>	<b>1</b>	<b>60</b>	<b>438</b>
Dunkali Coast ... ..				136	403				235	712
Independent Somali Ports ... ..	70		58	188	107	72		68	270	141
Mocha ... ..				271	771				380	1,303
D'Jibouti, etc. ... ..				35					60	
Arabian Gulf Ports ... ..				269	508				404	716
Mossawah ... ..					71					100
Other Foreign Countries ... ..	175	125	10	16	50	135	124	10	20	107
<b>TOTAL, FOREIGN COUNTRIES ... Cwt.</b>	<b>231</b>	<b>125</b>	<b>68</b>	<b>915</b>	<b>2,018</b>	<b>207</b>	<b>128</b>	<b>80</b>	<b>1,207</b>	<b>2,140</b>
<b>TOTAL, BRITISH EMPIRE AND FOREIGN COUNTRIES ... Cwt.</b>	<b>253</b>	<b>127</b>	<b>69</b>	<b>912</b>	<b>2,531</b>	<b>228</b>	<b>130</b>	<b>81</b>	<b>1,463</b>	<b>2,467</b>
<b>Fish, Other Sorts—(I.A.)—</b>										
Other British Possessions ... ..			7					19		
<b>TOTAL, BRITISH EMPIRE ... Cwt.</b>			<b>7</b>					<b>19</b>		
Other Foreign Countries ... ..				2					7	
<b>TOTAL, FOREIGN COUNTRIES ... Cwt.</b>				<b>2</b>					<b>7</b>	
<b>TOTAL, BRITISH EMPIRE AND FOREIGN COUNTRIES ... Cwt.</b>			<b>7</b>	<b>2</b>				<b>19</b>	<b>7</b>	
<b>TOTAL, FISH ... Cwt.</b>	<b>1,576</b>	<b>1,373</b>	<b>631</b>	<b>1,733</b>	<b>6,581</b>	<b>1,036</b>	<b>970</b>	<b>436</b>	<b>2,112</b>	<b>5,402</b>
<b>Podder, Bran, and Pollards (excluding Oilcake) (IV)—</b>										
United Kingdom ... ..	208					130				
India—Bombay ... ..	8,100	8,670	11,792	8,535	8,467	2,320	4,292	5,342	5,201	6,240
" Karachi ... ..	1,325				370	412				127
" Calcutta ... ..										
Other British Possessions ... ..	19	192	13	40		5	15	1	6	
<b>TOTAL, BRITISH EMPIRE ... Cwt.</b>	<b>9,745</b>	<b>8,772</b>	<b>11,805</b>	<b>8,575</b>	<b>9,467</b>	<b>4,014</b>	<b>6,317</b>	<b>6,486</b>	<b>5,209</b>	<b>6,377</b>
Arabian Gulf Ports ... ..	5,441	4,737	2,680	200	246	1,871	1,445	606	102	80
Other Foreign Countries ... ..	15	180				5	57			
<b>TOTAL, FOREIGN COUNTRIES ... Cwt.</b>	<b>5,456</b>	<b>4,917</b>	<b>2,680</b>	<b>200</b>	<b>246</b>	<b>1,876</b>	<b>1,502</b>	<b>606</b>	<b>102</b>	<b>80</b>
<b>TOTAL, BRITISH EMPIRE AND FOREIGN COUNTRIES ... Cwt.</b>	<b>15,406</b>	<b>14,700</b>	<b>17,464</b>	<b>9,460</b>	<b>9,313</b>	<b>5,120</b>	<b>6,878</b>	<b>9,124</b>	<b>5,311</b>	<b>5,457</b>

No. 7—continued.

594

TOTAL QUANTITIES and VALUE of ARTICLES IMPORTED—continued.

ARTICLES, AND COUNTRIES OF CONSIGNMENT.	QUANTITY.					VALUE.				
	1916-1917.	1917-1918.	1918-1919.	1919-1920.	1920-1921.	1916-1917.	1917-1918.	1918-1919.	1919-1920.	1920-1921.
<b>Fruits and Vegetables—</b>						£	£	£	£	£
<b>1. Fresh Fruits and Vegetables—</b>										
<b>(a) Fresh Fruits—</b>										
<b>Cocoanuts—(a-1)—(I-B.)—</b>										
Bombay... .. No.	.....	.....	13,360	24,450	7,350	.....	.....	116	173	111
Seychelles ... .. "	17,635	10,700	.....	.....	.....	116	113	.....	.....	.....
Zanzibar and Pemba ... .. "	.....	.....	.....	25,170	.....	.....	.....	.....	216	.....
Mauritius and Dependencies ... .. "	.....	.....	.....	.....	.....	.....	.....	.....	.....	.....
Other British Possessions ... .. "	8,900	3,530	500	60	7,350	54	28	6	1	61
<b>TOTAL, BRITISH EMPIRE ... No.</b>	<b>26,525</b>	<b>14,230</b>	<b>13,860</b>	<b>49,700</b>	<b>14,000</b>	<b>170</b>	<b>141</b>	<b>122</b>	<b>390</b>	<b>172</b>
Other Foreign Countries ... .. No.	695	3,496	60	16,400	6,075	6	20	1	76	51
<b>TOTAL FOREIGN COUNTRIES ... No.</b>	<b>695</b>	<b>3,496</b>	<b>60</b>	<b>16,400</b>	<b>6,075</b>	<b>6</b>	<b>20</b>	<b>1</b>	<b>75</b>	<b>51</b>
<b>TOTAL, BRITISH EMPIRE AND FOREIGN COUNTRIES ... No.</b>	<b>27,220</b>	<b>17,726</b>	<b>13,920</b>	<b>66,100</b>	<b>20,775</b>	<b>176</b>	<b>161</b>	<b>123</b>	<b>465</b>	<b>223</b>
<b>Others—(a-11)—(I-B.)—</b>										
Egypt ... .. Value.	.....	.....	.....	.....	.....	458	.....	.....	879	1,381
Seychelles... .. "	.....	.....	.....	.....	.....	71	.....	.....	.....	.....
Zanzibar, etc. ... .. "	.....	.....	.....	.....	.....	115	.....	233	.....	163
United Kingdom ... .. "	.....	.....	.....	.....	.....	455	.....	.....	467	993
India—Bombay ... .. "	.....	.....	.....	.....	.....	460	155	439	781	2,171
Other British Possessions ... .. "	.....	.....	.....	.....	.....	37	14	.....	55	5
<b>TOTAL, BRITISH EMPIRE .. Value.</b>	<b>.....</b>	<b>.....</b>	<b>.....</b>	<b>.....</b>	<b>.....</b>	<b>1,583</b>	<b>169</b>	<b>672</b>	<b>2,162</b>	<b>4,703</b>
Madagascar ... .. Value.	.....	.....	.....	.....	.....	186	133	.....	.....	.....
Italy ... .. "	.....	.....	.....	.....	.....	607	112	.....	275	639
Egypt ... .. "	.....	.....	.....	.....	.....	.....	.....	.....	.....	.....
Other Foreign Countries ... .. "	.....	.....	.....	.....	.....	124	104	45	127	123
France ... .. "	.....	.....	.....	.....	.....	.....	117	.....	.....	.....
Hodeidah ... .. "	.....	.....	.....	.....	.....	.....	.....	.....	.....	116
<b>TOTAL, FOREIGN COUNTRIES ... Value.</b>	<b>.....</b>	<b>.....</b>	<b>.....</b>	<b>.....</b>	<b>.....</b>	<b>617</b>	<b>406</b>	<b>45</b>	<b>402</b>	<b>1,075</b>
<b>TOTAL, BRITISH EMPIRE AND FOREIGN COUNTRIES ... Value.</b>	<b>.....</b>	<b>.....</b>	<b>.....</b>	<b>.....</b>	<b>.....</b>	<b>2,500</b>	<b>665</b>	<b>717</b>	<b>2,564</b>	<b>3,778</b>
<b>Fresh Vegetables of all kinds (b) (I-B.)—</b>										
Egypt ... .. Value.	.....	.....	.....	.....	.....	3,470	2,612	4,640	5,397	3,405
Suakin ... .. "	.....	.....	.....	.....	.....	.....	.....	.....	.....	.....
United Kingdom ... .. "	.....	.....	.....	.....	.....	.....	.....	.....	.....	.....
Zanzibar, etc. ... .. "	.....	.....	.....	.....	.....	.....	.....	.....	.....	196
Malta ... .. "	.....	.....	.....	.....	.....	3,934	419	.....	1,631	1,501
India—Bombay ... .. "	.....	.....	.....	.....	.....	260	.....	.....	.....	.....
.. Katoohi ... .. "	.....	.....	.....	.....	.....	3,840	5,001	4,068	3,574	5,044
.. Calcutta ... .. "	.....	.....	.....	.....	.....	127	.....	.....	201	467
Other British Possessions ... .. "	.....	.....	.....	.....	.....	760	.....	.....	.....	.....
<b>TOTAL, BRITISH EMPIRE ... Value</b>	<b>.....</b>	<b>.....</b>	<b>.....</b>	<b>.....</b>	<b>.....</b>	<b>8</b>	<b>14</b>	<b>10</b>	<b>23</b>	<b>1</b>
Hodeidah ... .. Value.	.....	.....	.....	.....	.....	11,747	8,043	8,127	11,329	10,651
Arabian Gulf Ports... .. Value.	.....	.....	.....	.....	.....	.....	.....	.....	73	141
France ... .. "	.....	.....	.....	.....	.....	121	124	93	.....	.....
Italy ... .. "	.....	.....	.....	.....	.....	.....	.....	.....	1,173	2,190
Egypt ... .. "	.....	.....	.....	.....	.....	135	.....	.....	692	1,375
Djibouti ... .. "	.....	.....	.....	.....	.....	298	92	150	.....	266
Other Foreign Countries ... .. "	.....	.....	.....	.....	.....	115	67	2	49	41
<b>TOTAL, FOREIGN COUNTRIES ... Value.</b>	<b>.....</b>	<b>.....</b>	<b>.....</b>	<b>.....</b>	<b>.....</b>	<b>637</b>	<b>263</b>	<b>246</b>	<b>1,967</b>	<b>4,111</b>
<b>TOTAL, BRITISH EMPIRE AND FOREIGN COUNTRIES ... Value.</b>	<b>.....</b>	<b>.....</b>	<b>.....</b>	<b>.....</b>	<b>.....</b>	<b>12,334</b>	<b>8,306</b>	<b>8,373</b>	<b>13,316</b>	<b>14,622</b>

TOTAL QUANTITIES and VALUE of ARTICLES IMPORTED—continued.

ARTICLES, AND COUNTRIES OF CONSIGNMENT.	QUANTITY.					VALUE.				
	1916-1917.	1917-1918.	1918-1919.	1919-1920.	1920-1921.	1916-1917.	1917-1918.	1918-1919.	1919-1920.	1920-1921.
						£	£	£	£	£
<b>Fruits and Vegetables : Dried, Salted, or Preserved not being canned or bottled—</b>										
<b>Almonds (a) (I B.)—</b>										
Egypt ... .. Cwt.	23	...	6	...	...	73	...	67	...	...
India—Bombay ... .. "	70	...	...	...	...	273	...	...	...	...
Other British Possessions ... .. "	11	13	14	21	10	23	63	28	30	1
<b>TOTAL, BRITISH EMPIRE ... Cwt.</b>	<b>104</b>	<b>13</b>	<b>20</b>	<b>21</b>	<b>10</b>	<b>270</b>	<b>63</b>	<b>105</b>	<b>60</b>	<b>1</b>
Gaizan ... .. Cwt.	37	60	51	147	...	231	231	290	361	...
Konfidah ... .. "	...	...	...	...	...	...	...	...	...	...
Hodeida ... .. "	...	...	...	27	...	...	...	...	182	...
Italy ... .. "	...	...	...	30	...	...	...	...	67	...
Egypt ... .. "	...	...	...	...	...	...	...	...	...	...
Perals ... .. "	...	...	...	...	...	...	...	...	...	...
Mosowah ... .. "	15	22	...	17	...	96	107	...	73	...
Austria ... .. "	...	...	...	60	...	...	...	...	173	...
Other Foreign Countries ... .. "	3	5	9	...	42	11	23	60	...	18
Asiatic Turkey Persian Gulf ... .. "	...	...	...	24	...	...	...	...	197	...
<b>TOTAL, FOREIGN COUNTRIES ... Cwt.</b>	<b>55</b>	<b>87</b>	<b>90</b>	<b>246</b>	<b>48</b>	<b>315</b>	<b>370</b>	<b>250</b>	<b>1,423</b>	<b>16</b>
<b>TOTAL, BRITISH EMPIRE AND FOREIGN COUNTRIES ... Cwt.</b>	<b>159</b>	<b>100</b>	<b>80</b>	<b>316</b>	<b>53</b>	<b>724</b>	<b>436</b>	<b>440</b>	<b>1,623</b>	<b>16</b>
<b>Currants and Resins (b) (I B.)—</b>										
Egypt ... .. Cwt.	...	...	...	...	63	...	...	...	...	22
India—Karachi ... .. Cwt.	...	50	...	35	62	...	127	...	90	211
.. Bombay ... .. "	396	72	48	240	204	903	261	129	771	52
Other British Possessions ... .. "	13	...	...	8	5	45	...	...	41	2
United Kingdom ... .. "	41	...	...	...	...	179	...	...	...	...
<b>TOTAL, BRITISH EMPIRE ... Cwt.</b>	<b>440</b>	<b>122</b>	<b>43</b>	<b>273</b>	<b>232</b>	<b>1,117</b>	<b>370</b>	<b>129</b>	<b>908</b>	<b>267</b>
Asiatic Turkey Persian Gulf ... .. Cwt.	...	...	...	81	190	...	...	...	206	24
Hodeidah ... .. "	...	...	...	...	27	...	...	...	...	71
A Gulf Ports ... .. "	...	...	...	...	46	...	...	...	...	23
Gaizan ... .. "	...	351	61	83	166	...	724	112	231	...
Mokha ... .. "	...	...	...	...	...	...	...	...	...	236
Other Foreign Countries ... .. "	24	7	...	15	...	47	87	...	21	...
<b>TOTAL, FOREIGN COUNTRIES ... Cwt.</b>	<b>24</b>	<b>358</b>	<b>61</b>	<b>176</b>	<b>400</b>	<b>60</b>	<b>785</b>	<b>112</b>	<b>211</b>	<b>231</b>
<b>TOTAL, BRITISH EMPIRE AND FOREIGN COUNTRIES ... Cwt.</b>	<b>464</b>	<b>480</b>	<b>104</b>	<b>449</b>	<b>741</b>	<b>1,177</b>	<b>1,156</b>	<b>241</b>	<b>1,119</b>	<b>1,920</b>
<b>Teas (c) (I B.)—</b>										
Suakin, etc. ... .. Cwt.	...	...	...	2,496	...	...	...	...	2,767	...
Zakalbar ... .. "	...	...	...	...	...	...	...	...	...	...
Somaliand ... .. "	...	315	...	...	...	...	167	...	...	...
India—Bombay ... .. "	896	123	1,523	2,024	2,309	472	78	1,266	1,216	1,480
.. Karachi ... .. "	...	...	...	928	674	...	...	...	692	600
.. Cutch ... .. "	...	...	...	453	...	...	...	...	603	...
Other British Possessions ... .. "	...	...	47	12	...	...	...	43	8	...
<b>TOTAL, BRITISH EMPIRE ... Cwt.</b>	<b>896</b>	<b>439</b>	<b>1,570</b>	<b>3,011</b>	<b>2,992</b>	<b>472</b>	<b>215</b>	<b>1,275</b>	<b>2,904</b>	<b>2,100</b>
Mocha ... .. Cwt.	...	...	...	...	602	...	...	...	...	660
Arabian Gulf Ports ... .. "	6,618	1,287	1,280	9,244	21,715	2,160	682	1,206	7,464	14,802
Muskat ... .. "	11,657	6,075	8,173	2,020	10,803	5,774	2,745	6,279	12,610	6,271
Persia ... .. "	35,181	16,311	7,872	...	...	17,611	9,988	6,721	...	...
Asiatic Turkey Persian Gulf ... .. "	...	...	...	120,228	161,408	...	...	...	110,919	100,259
Turkey in Asia ... .. "	109,308	49,111	18,740	...	...	51,618	27,721	13,806	...	...
Independent Somali Ports ... .. "	...	...	...	...	...	...	...	...	...	...
Hodeidah ... .. "	...	...	...	202	...	...	...	...	281	...
Kamran, etc. ... .. "	374	...	...	...	...	183	...	...	...	...
Bahrein Island ... .. "	...	...	...	2,161	679	...	...	...	2,239	265
Other Foreign Countries ... .. "	79	...	...	11	29	29	...	...	7	74
<b>TOTAL, FOREIGN COUNTRIES ... Cwt.</b>	<b>157,140</b>	<b>72,264</b>	<b>23,308</b>	<b>167,542</b>	<b>176,900</b>	<b>79,166</b>	<b>40,211</b>	<b>27,972</b>	<b>120,020</b>	<b>122,216</b>
<b>TOTAL, BRITISH EMPIRE AND FOREIGN COUNTRIES ... Cwt.</b>	<b>163,036</b>	<b>72,703</b>	<b>24,878</b>	<b>184,413</b>	<b>190,172</b>	<b>79,638</b>	<b>40,426</b>	<b>28,248</b>	<b>122,534</b>	<b>124,436</b>
<b>Other sorts (d) (I B.)—</b>										
United Kingdom ... .. Cwt.	...	...	...	10	12	...	...	...	71	325
Egypt ... .. "	...	...	...	195	270	...	...	...	466	741
Straits Settlements ... .. "	...	...	...	...	...	...	...	...	...	...
India—Bombay ... .. "	153	80	10,179	2,083	2,146	466	168	11,213	2,506	2,147
Malabar Coast ... .. "	...	...	...	...	826	...	...	...	...	721
.. Karachi ... .. "	...	...	...	90	...	...	...	...	120	...
Ceylon ... .. "	...	...	...	...	47	...	...	...	...	175
Other British Possessions ... .. "	17	1	...	19	111	72	2	...	44	64
<b>TOTAL BRITISH EMPIRE ... Cwt.</b>	<b>170</b>	<b>81</b>	<b>10,179</b>	<b>2,298</b>	<b>4,036</b>	<b>668</b>	<b>126</b>	<b>11,213</b>	<b>4,106</b>	<b>6,017</b>

No. 7—continued.

596 TOTAL QUANTITIES and VALUE of ARTICLES IMPORTED—continued.

ARTICLES, AND COUNTRIES OF CONSIGNMENT.	QUANTITY.					VALUE.				
	1916-1917.	1917-1918.	1918-1919.	1919-1920.	1920-1921.	1916-1917.	1917-1918.	1918-1919.	1919-1920.	1920-1921.
<b>Fruits and Vegetables: Dried, Salted, or Preserved, not being canned or bottled—continued.</b>						£	£	£	£	£
<b>Other sorts (d) (I B)—continued.</b>										
Muskat ... .. Cwt.	84		764			83		416		
Galzan ... ..			14					71		
Italy ... ..		256					1,000			
Mokha ... ..					85					79
Asiatic Turkey Persian Gulf ... ..				97					125	
A. Gulf Ports ... ..			141		97			141		123
Persia ... ..	233	99				206	103			
Italy ... ..					61					80
Other Foreign Countries ... ..	162	50	9	178	69	149	96	9	232	122
<b>TOTAL, FOREIGN COUNTRIES ... Cwt.</b>	<b>478</b>	<b>414</b>	<b>928</b>	<b>370</b>	<b>312</b>	<b>438</b>	<b>1,199</b>	<b>637</b>	<b>347</b>	<b>419</b>
<b>TOTAL, BRITISH EMPIRE AND FOREIGN COUNTRIES ... Cwt.</b>	<b>649</b>	<b>475</b>	<b>11,407</b>	<b>8,558</b>	<b>4,853</b>	<b>1,033</b>	<b>1,384</b>	<b>11,850</b>	<b>4,543</b>	<b>6,436</b>
<b>TOTAL, FRUITS AND VEGETABLES, Value.</b>						<b>98,650</b>	<b>62,083</b>	<b>51,041</b>	<b>166,480</b>	<b>163,197</b>
<b>Furniture, Cabinetware and Manufactures of wood—</b>										
<b>Furniture and Cabinetware (Bedstead) (a) (III G.)—</b>										
United Kingdom ... .. Value.										398
Other British Possessions ... ..						52	2	40	178	35
<b>TOTAL, BRITISH EMPIRE ... Value.</b>						<b>52</b>	<b>2</b>	<b>40</b>	<b>178</b>	<b>431</b>
Other Foreign Countries ... ..								1	51	55
<b>TOTAL, FOREIGN COUNTRIES ... Value.</b>								<b>1</b>	<b>51</b>	<b>55</b>
<b>TOTAL, BRITISH EMPIRE AND FOREIGN COUNTRIES ... Value.</b>						<b>52</b>	<b>2</b>	<b>41</b>	<b>229</b>	<b>486</b>
<b>Furniture of wood (other than Bedstead) (b) (III G.)—</b>										
Straits Settlement ... .. Value.										204
United Kingdom ... ..										234
India—Gulf of Cutch ... ..							139	113	112	
Bombay ... ..										
Other British Possessions ... ..						185	135	297	1,465	1,325
<b>TOTAL, BRITISH EMPIRE ... Value.</b>						<b>52</b>	<b>4</b>	<b>32</b>	<b>127</b>	<b>130</b>
Arabian Gulf Ports ... .. Value.						237	278	443	1,704	1,933
Hodeidah ... ..									174	105
Austria ... ..									180	103
France ... ..										357
Other Foreign Countries ... ..										
Italy ... ..						29	28	20	103	121
<b>TOTAL, FOREIGN COUNTRIES ... Value.</b>						<b>237</b>	<b>28</b>	<b>26</b>	<b>457</b>	<b>655</b>
<b>TOTAL, BRITISH EMPIRE AND FOREIGN COUNTRIES ... Value.</b>						<b>270</b>	<b>300</b>	<b>468</b>	<b>2,161</b>	<b>2,586</b>
<b>Furniture of other materials (other than Bedsteads) (c) (III G.)—</b>										
Straits Settlement ... .. Value.										100
United Kingdom ... ..										817
Bombay ... ..						250	151	718	141	
Other British Possessions ... ..						295	77	221	846	2,226
<b>TOTAL, BRITISH EMPIRE ... Value.</b>						<b>31</b>	<b>4</b>	<b>30</b>	<b>50</b>	<b>116</b>
Other Foreign Countries ... ..						578	232	969	1,037	3,249
Hodeidah ... ..						9		23	60	144
Mossawah ... ..										
Djibouti ... ..							133			
Germany ... ..						72				
Italy ... ..						73				107
<b>TOTAL, FOREIGN COUNTRIES ... Value.</b>						<b>73</b>				
<b>TOTAL, BRITISH EMPIRE AND FOREIGN COUNTRIES ... Value.</b>						<b>123</b>	<b>132</b>	<b>23</b>	<b>60</b>	<b>316</b>
<b>TOTAL VALUE OF FURNITURE</b>						<b>729</b>	<b>363</b>	<b>1,003</b>	<b>1,106</b>	<b>3,877</b>
						<b>1,031</b>	<b>673</b>	<b>1,511</b>	<b>3,498</b>	<b>6,061</b>

No. 7—continued.

TOTAL QUANTITIES and VALUE of ARTICLES IMPORTED—continued.

ARTICLES, AND COUNTRIES OF CONSIGNMENT.	QUANTITIES.					VALUE.				
	1910-1917.	1917-1918.	1918-1919.	1919-1920.	1920-1921.	1910-1917.	1917-1918.	1918-1919.	1919-1920.	1920-1921.
<b>Glass and Glassware—</b>						£	£	£	£	£
<i>Bangles (a) (III H)—</i>										
India—Bombay ... .. Value.							91	108	818	1,770
Other British Possessions ... .. Value.						88				
<b>TOTAL, BRITISH EMPIRE ... Value.</b>						88	91	108	818	1,770
Austria ... .. Value.							118			
Germany ... .. Value.										
Other Foreign Countries ... .. Value.								88		10
<b>TOTAL, FOREIGN COUNTRIES ... Value.</b>							118	88		10
<b>TOTAL, BRITISH EMPIRE AND FOREIGN COUNTRIES ... Value.</b>						88	209	196	818	1,780
<b>Beads and false pearls (b) (III H)—</b>										
Calcutta ... .. Cwt.	48					264				
India—Bombay ... .. Cwt.		34	48	17	26		148	348	180	110
EGYPT ... .. Cwt.			20					180		
Other British Possessions ... .. Cwt.	8	8	1	1	1	24	28	8	10	8
<b>TOTAL, BRITISH EMPIRE ... Cwt.</b>	48	27	78	18	28	288	176	608	180	121
Austria ... .. Cwt.	870				10	1,036				107
Germany ... .. Cwt.					6					264
Italy ... .. Cwt.	138	18			21	879	90			80
Masowah ... .. Cwt.										
Japan ... .. Cwt.										
France ... .. Cwt.										
Other Foreign Countries ... .. Cwt.	6					28				
<b>TOTAL, FOREIGN COUNTRIES ... Cwt.</b>	714	18			48	1,046	90			478
<b>TOTAL, BRITISH EMPIRE AND FOREIGN COUNTRIES ... Cwt.</b>	762	45	78	18	76	2,234	270	608	180	600
<b>Bottles and phials—</b>										
<i>Bottle water bottles (a) (III H)—</i>										
Xanibar ... .. Gross.				100					280	
India—Bombay ... .. Gross.		80					140			
United Kingdom ... .. Gross.	187	448	128	178	227	234	848	222	844	704
Smallland ... .. Gross.	235	282	264	881	679	664	871	1,210	1,718	1,408
Other British Possessions ... .. Gross.	28			8		88			11	
<b>TOTAL, BRITISH EMPIRE ... Gross.</b>	440	810	420	1,077	913	944	1,069	1,542	2,583	2,200
Kamayan, etc. ... .. Gross.	55	55				88	118			
Other Foreign Countries ... .. Gross.	28		18	12	9	67		88	28	80
<b>TOTAL, FOREIGN COUNTRIES ... Gross.</b>	83	55	18	12	9	155	118	88	28	80
<b>TOTAL, BRITISH EMPIRE AND FOREIGN COUNTRIES ... Gross.</b>	523	865	438	1,089	922	1,100	1,187	1,630	2,611	2,280
<b>Other sorts (a) (III H)—</b>										
India—Bombay ... .. Gross.	384	271	1,288	2,008	1,480	270	88	808	1,208	678
United Kingdom ... .. Gross.	140		88	24	178	180		188	188	184
Smallland ... .. Gross.										
Other British Possessions ... .. Gross.	17	28		1	6	22	28		7	7
<b>TOTAL, BRITISH EMPIRE ... Gross.</b>	1,041	689	1,420	2,033	1,664	482	114	806	1,403	876
Japan ... .. Gross.										
Other Foreign Countries ... .. Gross.	7			7	28	28			1	80
<b>TOTAL, FOREIGN COUNTRIES ... Gross.</b>	7			7	28	28			1	80
<b>TOTAL, BRITISH EMPIRE AND FOREIGN COUNTRIES ... Gross.</b>	1,048	689	1,420	2,040	1,692	510	114	806	1,404	956

No. 7—continued.

598

TOTAL QUANTITIES and VALUE of ARTICLES IMPORTED—continued.

ARTICLES AND COUNTRIES OF CONSIGNMENT.	QUANTITIES.					VALUE.				
	1916-1917.	1917-1918.	1918-1919.	1919-1920.	1920-1921.	1916-1917.	1917-1918.	1918-1919.	1919-1920.	1920-1921.
<b>Glass, and Glassware—continued.</b>										
<i>Funnels, globes and glass parts of lamps (d) (III H)—</i>										
United Kingdom ... .. Value.	.....	.....	.....	.....	.....	217	77	243	306	269
Bombay ... .. Value.	.....	.....	.....	.....	.....	691	149	484	1,157	1,048
Other British Possessions ... .. Value.	.....	.....	.....	.....	.....	.....	.....	.....	7	.....
<b>TOTAL, BRITISH EMPIRE ... Value.</b>	.....	.....	.....	.....	.....	<b>908</b>	<b>226</b>	<b>727</b>	<b>1,370</b>	<b>1,316</b>
Austria ... .. Value.	.....	.....	.....	.....	.....	.....	.....	.....	.....	79
Holland ... .. Value.	.....	.....	.....	.....	.....	.....	.....	.....	87	.....
U. S. of America ... .. Value.	.....	.....	.....	.....	.....	.....	.....	.....	89	234
Other Foreign Countries ... .. Value.	.....	.....	.....	.....	.....	75	.....	17	3	3
<b>TOTAL, FOREIGN COUNTRIES ... Value.</b>	.....	.....	.....	.....	.....	<b>75</b>	.....	<b>17</b>	<b>179</b>	<b>297</b>
<b>TOTAL, BRITISH EMPIRE AND FOREIGN COUNTRIES ... Value.</b>	.....	.....	.....	.....	.....	<b>983</b>	<b>226</b>	<b>744</b>	<b>1,549</b>	<b>1,613</b>
<i>Sheet and plate (e) (III H)—</i>										
United Kingdom ... .. Spl. ft.	.....	.....	.....	3,983	3,011	.....	.....	.....	392	201
Bombay ... .. Spl. ft.	.....	.....	559	.....	.....	.....	.....	75	.....	.....
Other British Possessions ... .. Spl. ft.	.....	.....	268	482	660	.....	.....	27	60	64
<b>TOTAL, BRITISH EMPIRE ... Spl. ft.</b>	.....	.....	<b>827</b>	<b>4,465</b>	<b>3,671</b>	.....	.....	<b>102</b>	<b>452</b>	<b>265</b>
Holland ... .. Spl. ft.	.....	.....	.....	.....	1,170	.....	.....	.....	.....	78
Belgium ... .. Spl. ft.	.....	.....	.....	3,480	9,536	.....	.....	.....	232	6,136
Austria ... .. Spl. ft.	.....	.....	.....	.....	1,900	.....	.....	.....	.....	67
Other Foreign Countries ... .. Spl. ft.	.....	.....	.....	.....	600	.....	.....	.....	.....	40
<b>TOTAL, FOREIGN COUNTRIES ... Spl. ft.</b>	.....	.....	.....	<b>3,480</b>	<b>12,306</b>	.....	.....	.....	<b>232</b>	<b>6,211</b>
<b>TOTAL, BRITISH EMPIRE AND FOREIGN COUNTRIES ... Spl.</b>	.....	.....	<b>827</b>	<b>7,945</b>	<b>16,277</b>	.....	.....	<b>102</b>	<b>684</b>	<b>1,066</b>
<i>Tableware including decanters tumblers, etc., (f) (III H)—</i>										
United Kingdom ... .. Value.	.....	.....	.....	.....	.....	91	.....	685	102	431
Bombay ... .. Value.	.....	.....	.....	.....	.....	440	276	524	700	464
Other British Possessions ... .. Value.	.....	.....	.....	.....	.....	27	65	.....	.....	.....
<b>TOTAL, BRITISH EMPIRE ... Value.</b>	.....	.....	.....	.....	.....	<b>558</b>	<b>341</b>	<b>1,209</b>	<b>802</b>	<b>895</b>
Germany ... .. Value.	.....	.....	.....	.....	.....	.....	.....	.....	.....	117
Austria ... .. Value.	.....	.....	.....	.....	.....	.....	.....	.....	.....	253
Belgium ... .. Value.	.....	.....	.....	.....	.....	.....	.....	.....	.....	137
Other Foreign Countries ... .. Value.	.....	.....	.....	.....	.....	.....	.....	.....	38	39
<b>TOTAL, FOREIGN COUNTRIES ... Value.</b>	.....	.....	.....	.....	.....	.....	.....	.....	<b>38</b>	<b>537</b>
<b>TOTAL, BRITISH EMPIRE AND FOREIGN COUNTRIES ... Value.</b>	.....	.....	.....	.....	.....	<b>558</b>	<b>341</b>	<b>1,209</b>	<b>840</b>	<b>1,432</b>
<i>Other glassware (g) (III H)—</i>										
Straits Settlements ... .. Value.	.....	.....	.....	.....	.....	.....	.....	.....	.....	78
Ceylon ... .. Value.	.....	.....	.....	.....	.....	.....	.....	125	.....	.....
United Kingdom ... .. Value.	.....	.....	.....	.....	.....	298	318	.....	90	607
India—Bombay ... .. Value.	.....	.....	.....	.....	.....	604	538	907	963	768
Other British Possessions ... .. Value.	.....	.....	.....	.....	.....	18	2	45	3	1
<b>TOTAL, BRITISH EMPIRE ... Value.</b>	.....	.....	.....	.....	.....	<b>1,010</b>	<b>854</b>	<b>1,077</b>	<b>1,062</b>	<b>1,812</b>
Austria ... .. Value.	.....	.....	.....	.....	.....	.....	.....	.....	.....	99
Germany ... .. Value.	.....	.....	.....	.....	.....	.....	.....	.....	.....	.....
A. Gulf Ports ... .. Value.	.....	.....	.....	.....	.....	.....	.....	.....	.....	.....
Japan ... .. Value.	.....	.....	.....	.....	.....	.....	.....	191	.....	.....
Other Foreign Countries ... .. Value.	.....	.....	.....	.....	.....	362	.....	.....	.....	.....
<b>TOTAL, FOREIGN COUNTRIES ... Value.</b>	.....	.....	.....	.....	.....	<b>362</b>	<b>18</b>	<b>191</b>	<b>14</b>	<b>78</b>
<b>TOTAL, BRITISH EMPIRE AND FOREIGN COUNTRIES ... Value.</b>	.....	.....	.....	.....	.....	<b>1,368</b>	<b>872</b>	<b>1,268</b>	<b>1,076</b>	<b>1,890</b>
<b>TOTAL, GLASSWARE ... Value.</b>	.....	.....	.....	.....	.....	<b>6,577</b>	<b>4,049</b>	<b>6,290</b>	<b>6,891</b>	<b>11,071</b>

TOTAL QUANTITIES and VALUE of ARTICLES IMPORTED—continued.

ARTICLES, AND COUNTRIES OF CONSIGNMENT.	QUANTITIES.					VALUE.				
	1916-1917.	1917-1918	1918-1919.	1919-1920.	1920-1921.	1916-1917.	1917-1918.	1918-1919.	1919-1920.	1920-1921.
						£	£	£	£	£
<b>Grain, Pulse, and flour—</b>										
<i>Barley (I. C.)—</i>										
India—Karachi ... Cwt.	225	.....	.....	.....	.....	107	.....	.....	.....	.....
"—Bombay ... ..	790	2,090	.....	1,340	840	418	1,148	.....	1,053	434
"—Calcutta ... ..	.....	.....	.....	.....	.....	.....	.....	.....	.....	.....
Other British Possessions ... ..	.....	.....	56	44	107	.....	.....	43	30	84
<b>TOTAL, BRITISH EMPIRE ... Cwt.</b>	<b>1,024</b>	<b>2,059</b>	<b>56</b>	<b>1,384</b>	<b>647</b>	<b>533</b>	<b>1,148</b>	<b>43</b>	<b>1,053</b>	<b>434</b>
Turkey in Asia ... ..	.....	.....	.....	.....	.....	.....	.....	.....	.....	.....
Portia ... ..	.....	.....	.....	.....	.....	.....	.....	.....	.....	.....
Other Foreign Countries ... ..	.....	.....	3	.....	.....	.....	.....	1	.....	.....
<b>TOTAL, FOREIGN COUNTRIES ... Cwt.</b>	<b>.....</b>	<b>.....</b>	<b>3</b>	<b>.....</b>	<b>.....</b>	<b>.....</b>	<b>.....</b>	<b>1</b>	<b>.....</b>	<b>.....</b>
<b>TOTAL, BRITISH EMPIRE AND FOREIGN COUNTRIES ... Cwt.</b>	<b>1,024</b>	<b>2,059</b>	<b>59</b>	<b>1,384</b>	<b>647</b>	<b>533</b>	<b>1,148</b>	<b>43</b>	<b>1,053</b>	<b>434</b>
<b>Beans (dry) (I. C.)—</b>										
Bombay ... ..	.....	.....	.....	173	184	.....	.....	.....	184	217
Other British Possessions ... ..	.....	.....	.....	28	28	.....	.....	.....	84	34
<b>TOTAL, BRITISH EMPIRE ... Cwt.</b>	<b>.....</b>	<b>.....</b>	<b>.....</b>	<b>199</b>	<b>179</b>	<b>.....</b>	<b>.....</b>	<b>.....</b>	<b>268</b>	<b>251</b>
Djibouti ... ..	.....	.....	.....	.....	86	.....	.....	.....	.....	77
Italian East Africa ... ..	.....	.....	.....	213	.....	.....	.....	.....	230	.....
Mokha ... ..	.....	.....	.....	.....	137	.....	.....	.....	.....	107
Other Foreign Countries ... ..	.....	.....	.....	43	123	.....	.....	.....	41	68
Holledah ... ..	.....	.....	.....	.....	198	.....	.....	.....	.....	180
<b>TOTAL, FOREIGN COUNTRIES ... Cwt.</b>	<b>.....</b>	<b>.....</b>	<b>.....</b>	<b>255</b>	<b>344</b>	<b>.....</b>	<b>.....</b>	<b>.....</b>	<b>301</b>	<b>362</b>
<b>TOTAL, BRITISH EMPIRE AND FOREIGN COUNTRIES ... Cwt.</b>	<b>.....</b>	<b>.....</b>	<b>.....</b>	<b>453</b>	<b>723</b>	<b>.....</b>	<b>.....</b>	<b>.....</b>	<b>569</b>	<b>613</b>
<b>Gram (I. C.)—</b>										
India—Bombay ... ..	8,133	7,855	20,006	6,604	6,614	4,119	8,177	16,259	7,434	6,106
"—Karachi ... ..	431	.....	.....	76	900	143	.....	.....	75	1,004
Zanzibar ... ..	.....	.....	.....	.....	.....	.....	.....	.....	.....	.....
Other British Possessions ... ..	.....	75	23	.....	.....	.....	63	28	.....	.....
<b>TOTAL, BRITISH EMPIRE ... Cwt.</b>	<b>8,564</b>	<b>7,930</b>	<b>20,119</b>	<b>6,680</b>	<b>7,514</b>	<b>4,262</b>	<b>8,240</b>	<b>16,287</b>	<b>7,499</b>	<b>7,072</b>
Arabian Gulf Ports ... ..	.....	110	342	.....	.....	.....	73	251	.....	.....
Other Foreign Countries ... ..	.....	3	.....	.....	84	.....	1	.....	.....	36
<b>TOTAL, FOREIGN COUNTRIES ... Cwt.</b>	<b>.....</b>	<b>112</b>	<b>342</b>	<b>.....</b>	<b>84</b>	<b>.....</b>	<b>74</b>	<b>251</b>	<b>.....</b>	<b>36</b>
<b>TOTAL, BRITISH EMPIRE AND FOREIGN COUNTRIES ... Cwt.</b>	<b>8,564</b>	<b>8,042</b>	<b>20,461</b>	<b>6,680</b>	<b>7,598</b>	<b>4,262</b>	<b>8,314</b>	<b>16,538</b>	<b>7,499</b>	<b>7,108</b>
<b>Jowar and Bajra (I. C.)—</b>										
Zanzibar ... ..	.....	.....	.....	1,737	2,364	.....	.....	.....	1,400	1,468
Suakin, &c. ... ..	.....	.....	.....	.....	.....	.....	.....	.....	.....	.....
India—Bombay ... ..	321,257	126,377	21,600	75,725	11,057	137,206	77,806	16,407	76,546	23,136
"—Karachi ... ..	1,574	.....	.....	5,233	5,341	617	.....	.....	4,719	4,010
"—Calcutta ... ..	.....	.....	.....	.....	.....	.....	.....	.....	.....	.....
"—Burmah—Rangoon ... ..	.....	.....	.....	.....	.....	.....	.....	.....	.....	.....
"—Burmah—Other Ports ... ..	.....	.....	.....	.....	.....	.....	.....	.....	.....	.....
Somaliand ... ..	.....	.....	.....	80	.....	.....	.....	.....	80	.....
Other British Possessions ... ..	6	187	11	3	22	2	52	12	3	13
India—Cutch, &c. ... ..	.....	.....	.....	60	.....	.....	.....	.....	107	.....
<b>TOTAL, BRITISH EMPIRE ... Cwt.</b>	<b>322,837</b>	<b>126,414</b>	<b>20,511</b>	<b>82,433</b>	<b>49,764</b>	<b>137,823</b>	<b>77,844</b>	<b>16,519</b>	<b>81,243</b>	<b>27,149</b>
Jeddah ... ..	.....	.....	.....	.....	524	.....	.....	.....	.....	49
Arabian Gulf Ports ... ..	.....	229	.....	.....	670	.....	180	.....	.....	418
Holledah ... ..	.....	.....	.....	.....	1,740	.....	.....	.....	.....	200
Djibouti ... ..	.....	.....	150	.....	.....	.....	.....	112	.....	.....
Momawah ... ..	.....	.....	.....	.....	.....	.....	.....	.....	.....	.....
Galman ... ..	.....	2,136	.....	.....	.....	.....	1,017	.....	.....	.....
Italian East Africa ... ..	923	.....	.....	900	440	269	.....	.....	708	39
Kumaran etc. ... ..	.....	.....	.....	150	.....	.....	.....	.....	180	.....
Dunkali Coast ... ..	.....	.....	.....	.....	180	.....	.....	.....	.....	131
Other Foreign Countries ... ..	30	154	47	61	97	11	64	79	41	71
Mokha ... ..	.....	.....	.....	.....	6,632	.....	.....	.....	.....	3,472
<b>TOTAL, FOREIGN COUNTRIES ... Cwt.</b>	<b>953</b>	<b>2,423</b>	<b>197</b>	<b>1,150</b>	<b>10,363</b>	<b>340</b>	<b>1,251</b>	<b>172</b>	<b>994</b>	<b>4,071</b>
<b>TOTAL, BRITISH EMPIRE AND FOREIGN COUNTRIES ... Cwt.</b>	<b>329,790</b>	<b>128,837</b>	<b>20,708</b>	<b>83,583</b>	<b>59,927</b>	<b>138,163</b>	<b>79,095</b>	<b>16,721</b>	<b>82,237</b>	<b>31,220</b>

TOTAL QUANTITIES and VALUE of ARTICLES IMPORTED—continued.

ARTICLES, AND COUNTRIES OF CONSIGNMENT.	QUANTITIES.					VALUE.				
	1916-1917.	1917-1918.	1918-1919.	1919-1920.	1920-1921.	£	£	£	£	£
<b>Grain, Pulse, and Flour—continued.</b>										
<i>Over (L. O.)—</i>										
India—Bombay ... .. Cwt.	.....	.....	.....	.....	.....	.....	.....	.....	.....	.....
Other British Possessions ... .. "	.....	.....	.....	.....	.....	.....	.....	.....	.....	.....
<b>TOTAL, BRITISH EMPIRE ... Cwt.</b>	.....	.....	.....	.....	.....	.....	.....	.....	.....	.....
<b>TOTAL, BRITISH EMPIRE AND FOREIGN COUNTRIES ... Cwt.</b>	.....	.....	.....	.....	.....	.....	.....	.....	.....	.....
Egypt ... .. Cwt.	.....	.....	.....	.....	41	.....	.....	.....	.....	114
India—Bombay ... .. "	3,941	5,264	3,291	3,043	3,573	2,999	4,373	3,240	3,998	4,496
" —Karachi ... .. "	.....	.....	.....	114	179	.....	.....	.....	210	271
" —Calcutta ... .. "	1,814	.....	.....	.....	.....	1,198	.....	.....	.....	.....
United Kingdom ... .. "	.....	.....	.....	.....	75	.....	.....	.....	.....	143
Other British Possessions ... .. "	40	38	.....	16	13	28	33	.....	20	11
<b>TOTAL, BRITISH EMPIRE ... Cwt.</b>	5,206	5,302	3,291	3,174	3,880	4,210	4,405	3,240	4,228	4,904
Mokha ... .. "	.....	.....	.....	.....	158	.....	.....	.....	.....	151
Arabian Gulf Ports ... .. "	.....	.....	.....	.....	147	.....	.....	.....	.....	133
D'Jibouti ... .. "	.....	.....	.....	.....	30	.....	.....	.....	.....	67
Other Foreign Countries ... .. Cwt.	117	121	8	.....	113	36	79	8	.....	78
<b>TOTAL, FOREIGN COUNTRIES ... Cwt.</b>	117	121	8	.....	113	36	79	8	.....	78
<b>TOTAL, BRITISH EMPIRE AND FOREIGN COUNTRIES ... Cwt.</b>	5,413	5,423	3,299	3,174	4,328	4,246	4,484	3,248	4,228	5,422
<i>Also not in the Aush (L. O.)—</i>										
Somaliand ... .. Cwt.	.....	199	.....	.....	.....	.....	183	.....	.....	.....
Straits Settlements ... .. "	345	.....	.....	.....	.....	220	.....	.....	.....	.....
India—Bombay ... .. "	177,612	193,094	150,961	275,184	48,608	108,530	161,051	137,963	280,383	45,473
" —Karachi ... .. "	79,747	1,760	17,769	11,784	139,842	48,793	1,840	16,963	13,178	166,173
" —Madras Other Ports ... .. "	.....	.....	.....	.....	.....	.....	.....	.....	.....	.....
" —Calcutta ... .. "	89,763	.....	.....	.....	.....	63,766	.....	.....	.....	.....
" —Burmah Other Ports ... .. "	.....	.....	.....	.....	.....	.....	.....	.....	.....	.....
Cutch and Kathiawar ... .. "	.....	.....	.....	200	.....	.....	.....	.....	173	.....
United Kingdom ... .. "	63	.....	.....	.....	.....	170	.....	.....	.....	.....
Other British Possessions ... .. "	29	.....	24	43	26	16	.....	25	51	23
Zanzibar and Pemba ... .. "	.....	.....	.....	.....	.....	.....	.....	.....	.....	.....
<b>TOTAL, BRITISH EMPIRE ... Cwt.</b>	343,868	290,047	169,153	297,198	191,476	221,395	162,573	151,950	298,793	191,671
Independent Somali Ports ... .. Cwt.	.....	141	.....	.....	.....	.....	78	.....	.....	.....
Siam ... .. "	.....	.....	.....	.....	.....	.....	.....	.....	.....	.....
Kamran and Persian ... .. "	3,100	.....	.....	.....	.....	1,387	.....	.....	.....	.....
Mosawah ... .. "	.....	.....	.....	.....	.....	.....	.....	.....	.....	.....
Arabian Gulf Ports ... .. "	.....	.....	.....	.....	55	.....	.....	.....	.....	84
Egypt ... .. "	.....	.....	.....	.....	.....	.....	.....	.....	.....	.....
Turkey in Asia ... .. "	.....	.....	.....	.....	.....	.....	.....	.....	.....	.....
Other Foreign Countries ... .. "	142	32	79	15	8	75	15	59	16	13
<b>TOTAL, FOREIGN COUNTRIES ... Cwt.</b>	2,343	173	79	15	63	1,462	93	59	16	.....
<b>TOTAL, BRITISH EMPIRE AND FOREIGN COUNTRIES ... Cwt.</b>	346,211	290,220	169,231	297,213	191,539	222,857	162,666	152,009	298,793	191,770
<i>Rice in the Aush (L. O.)—</i>										
Other British Possessions ... .. Cwt.	.....	.....	.....	.....	5	.....	.....	.....	.....	4
<b>TOTAL, BRITISH EMPIRE ... Cwt.</b>	.....	.....	.....	.....	5	.....	.....	.....	.....	4
<i>Rice flour (L. O.)—</i>										
Other British Possessions ... .. Cwt.	25	1	.....	.....	.....	16	1	.....	.....	.....
<b>TOTAL, BRITISH EMPIRE ... Cwt.</b>	25	1	.....	.....	.....	16	1	.....	.....	.....
<i>Wheat (L. O.)—</i>										
Cutch, &c. ... .. Cwt.	.....	.....	.....	.....	.....	.....	.....	.....	.....	.....
India—Bombay ... .. "	4,963	3,335	4,963	2,753	2,360	3,663	3,050	4,778	4,777	3,673
" —Karachi ... .. "	.....	.....	.....	.....	.....	.....	.....	.....	.....	.....
Other British Possessions ... .. "	.....	.....	.....	.....	.....	.....	.....	.....	.....	.....
<b>TOTAL, BRITISH EMPIRE ... Cwt.</b>	4,963	3,335	4,963	2,753	2,360	3,663	3,050	4,778	4,777	3,673
Arabian Gulf Ports ... .. Cwt.	.....	308	98	.....	606	.....	108	78	.....	671
D'Jibouti and Obokh ... .. "	.....	.....	.....	.....	121	.....	.....	.....	.....	126
Other Foreign Countries ... .. "	79	33	36	5	34	40	29	23	5	47
<b>TOTAL, FOREIGN COUNTRIES ... Cwt.</b>	79	341	134	5	730	40	136	101	5	671
<b>TOTAL, BRITISH EMPIRE AND FOREIGN COUNTRIES ... Cwt.</b>	4,982	3,676	5,097	2,758	3,115	3,722	3,186	4,879	4,782	4,344



GENERAL IMPORTS.

SEA-BORNE TRADE.

No. 7—continued.

TOTAL QUANTITIES and VALUE of ARTICLES IMPORTED—continued.

ARTICLES, AND COUNTRIES OF CONSIGNMENT.	QUANTITIES.					VALUE.				
	1916-1917.	1917-1918.	1918-1919.	1919-1920.	1920-1921.	1916-1917.	1917-1918.	1918-1919.	1919-1920.	1920-1921.
<b>Grain, Pulse and Flour—continued.</b>										
<i>Wheat Flour (L.C.)—</i>										
Ceylon ... .. Cwt.	...	...	...	468	...	...	...	...	429	...
Somaliand ... .. Cwt.	...	...	...	...	310	...	...	...	...	335
United Kingdom ... .. Cwt.	...	...	...	...	...	...	...	...	...	...
India—Bombay ... .. Cwt.	77,601	60,303	90,360	139,079	121,831	86,808	86,032	108,876	163,978	134,899
" Karachi ... .. Cwt.	13,713	8,653	5	...	863	8,868	4,891	...	...	966
" Calcutta ... .. Cwt.	...	...	...	...	...	...	...	...	...	...
Other British Possessions ... .. Cwt.	65	79	...	77	33	80	83	...	1	37
<b>TOTAL, BRITISH EMPIRE ... Cwt.</b>	<b>90,578</b>	<b>69,385</b>	<b>90,365</b>	<b>139,547</b>	<b>122,639</b>	<b>95,711</b>	<b>91,476</b>	<b>108,961</b>	<b>164,407</b>	<b>136,318</b>
Austria ... .. Cwt.	...	...	...	...	...	...	...	...	...	...
Russia in Europe ... .. Cwt.	...	...	...	...	...	...	...	...	...	...
Germany ... .. Cwt.	...	...	...	...	...	...	...	...	...	...
Egypt ... .. Cwt.	...	...	...	...	...	...	...	...	...	...
Kamara, etc. ... .. Cwt.	623	...	...	...	...	434	...	...	...	...
Other Foreign Countries ... .. Cwt.	4	31	11	16	9	2	38	13	17	8
<b>TOTAL, FOREIGN COUNTRIES ... Cwt.</b>	<b>627</b>	<b>31</b>	<b>11</b>	<b>16</b>	<b>9</b>	<b>436</b>	<b>38</b>	<b>13</b>	<b>17</b>	<b>8</b>
<b>TOTAL, BRITISH EMPIRE AND FOREIGN COUNTRIES ... Cwt.</b>	<b>91,205</b>	<b>69,416</b>	<b>90,376</b>	<b>139,563</b>	<b>122,639</b>	<b>96,147</b>	<b>91,514</b>	<b>109,074</b>	<b>164,424</b>	<b>136,326</b>
<i>Other Sorts (L.C.)—</i>										
Egypt ... .. Cwt.	136	...	...	...	...	96	...	...	...	...
Zanzibar ... .. Cwt.	...	...	81	...	123	...	...	198	...	93
India—Calcutta ... .. Cwt.	265	...	...	...	...	870	...	...	...	...
" Bombay ... .. Cwt.	2,573	2,391	2,583	2,065	1,194	1,659	1,653	2,168	2,325	1,571
" Karachi ... .. Cwt.	...	...	...	308	129	...	...	...	304	145
United Kingdom ... .. Cwt.	119	83	18	...	...	23	100	80	...	...
Somaliand ... .. Cwt.	...	11	...	...	...	...	31	...	...	...
Other British Possessions ... .. Cwt.	9	...	66	37	21	3	...	46	58	78
<b>TOTAL, BRITISH EMPIRE ... Cwt.</b>	<b>3,191</b>	<b>2,435</b>	<b>2,709</b>	<b>2,396</b>	<b>1,408</b>	<b>2,181</b>	<b>1,833</b>	<b>2,416</b>	<b>2,997</b>	<b>1,891</b>
Mokha ... .. Cwt.	...	...	...	...	536	...	...	...	...	848
Malian East Africa ... .. Cwt.	...	...	...	392	...	...	...	...	308	...
Medeidah ... .. Cwt.	...	...	...	...	1,456	...	...	...	...	978
Gaizan ... .. Cwt.	...	490	...	...	...	...	378	...	...	...
Other Foreign Countries ... .. Cwt.	191	266	67	28	71	89	161	67	28	64
D'Jibouti and Obock ... .. Cwt.	779	...	...	...	...	446	...	...	...	...
Arabian Gulf Ports ... .. Cwt.	...	...	...	...	394	...	...	...	...	141
<b>TOTAL, FOREIGN COUNTRIES ... Cwt.</b>	<b>990</b>	<b>746</b>	<b>67</b>	<b>320</b>	<b>2,767</b>	<b>647</b>	<b>436</b>	<b>67</b>	<b>326</b>	<b>1,669</b>
<b>TOTAL, BRITISH EMPIRE AND FOREIGN COUNTRIES ... Cwt.</b>	<b>4,181</b>	<b>3,181</b>	<b>2,776</b>	<b>2,716</b>	<b>4,175</b>	<b>2,828</b>	<b>2,269</b>	<b>2,483</b>	<b>3,323</b>	<b>3,560</b>
<b>TOTAL, GRAIN, PULSE AND FLOUR ... Cwt.</b>	<b>791,902</b>	<b>617,465</b>	<b>310,867</b>	<b>627,947</b>	<b>394,906</b>	<b>483,000</b>	<b>319,646</b>	<b>301,976</b>	<b>640,719</b>	<b>394,217</b>
<b>Gums and Resins—</b>										
<i>Arabic (a) (L.B.)—</i>										
Suakin, etc. ... .. Cwt.	341	...	...	2,826	...	600	...	...	6,948	...
Somaliand ... .. Cwt.	2,793	1,239	2,123	2,648	1,182	6,126	2,451	4,792	7,964	1,190
India—Bombay ... .. Cwt.	408	...	...	100	...	907	...	...	383	...
Other British Possessions ... .. Cwt.	...	...	...	...	...	...	...	...	...	...
<b>TOTAL, BRITISH EMPIRE ... Cwt.</b>	<b>4,473</b>	<b>1,239</b>	<b>2,123</b>	<b>2,974</b>	<b>1,182</b>	<b>7,733</b>	<b>2,451</b>	<b>4,792</b>	<b>81,365</b>	<b>1,190</b>

TOTAL QUANTITIES and VALUE of ARTICLES IMPORTED—continued.

ARTICLES, AND COUNTRIES OF CONSIGNMENT.	QUANTITIES.					VALUE.				
	1916-1917.	1917-1918.	1918-1919.	1919-1920.	1920-1921.	£	£	£	£	£
<b>Gums and Resins—continued.</b>										
<i>Arabic (a) (II B)—continued.</i>										
France ... .. Cwt.										
Mosawah ... ..	625		108	653		1,040		216	1,074	
Konfidah ... ..										
Gaizan ... ..	700		1,197	1,219	92	1,401		2,125	2,562	121
Mokha ... ..				83	40				88	71
Independent Somali Ports ... ..	3,956	4,392	725	2,755	763	5,453	8,593	1,527	4,940	1,001
Italian East Africa ... ..	183			1,014	83	223			1,986	69
Jeddah ... ..	293					401				
Hodeidah ... ..	81			83	316	177			107	506
Arabian Gulf Ports ... ..				325	114				847	153
Other Foreign Countries ... ..	83	82	61	6	13	38	137	119	10	29
Kamaran, etc. ... ..			70					147		
<b>TOTAL, FOREIGN COUNTRIES ... Cwt.</b>	<b>5,630</b>	<b>5,014</b>	<b>2,101</b>	<b>6,339</b>	<b>1,420</b>	<b>8,683</b>	<b>8,730</b>	<b>4,174</b>	<b>12,209</b>	<b>2,036</b>
<b>TOTAL, BRITISH EMPIRE AND FOREIGN COUNTRIES ... Cwt.</b>	<b>10,108</b>	<b>6,262</b>	<b>4,234</b>	<b>12,713</b>	<b>2,572</b>	<b>12,018</b>	<b>11,311</b>	<b>8,966</b>	<b>27,444</b>	<b>8,637</b>
<i>Benjamin (b) (II B)—</i>										
Straits Settlements ... .. Cwt.	179					581				
India—Bombay ... ..	408	762	961	1,677	632	1,788	5,305	4,954	7,796	2,628
Other British Possessions ... ..					17					57
<b>TOTAL, BRITISH EMPIRE ... Cwt.</b>	<b>587</b>	<b>762</b>	<b>961</b>	<b>1,677</b>	<b>669</b>	<b>2,369</b>	<b>5,305</b>	<b>4,954</b>	<b>7,796</b>	<b>2,715</b>
Other Foreign Countries ... ..	11			8		48			40	
<b>TOTAL, FOREIGN COUNTRIES ... Cwt.</b>	<b>11</b>			<b>8</b>		<b>48</b>			<b>40</b>	
<b>TOTAL, BRITISH EMPIRE AND FOREIGN COUNTRIES ... Cwt.</b>	<b>598</b>	<b>762</b>	<b>961</b>	<b>1,685</b>	<b>669</b>	<b>2,397</b>	<b>5,305</b>	<b>4,954</b>	<b>7,836</b>	<b>2,715</b>
<i>Oleum or Frankincense (c) (II B)—</i>										
India—Bombay ... .. Cwt.			1,843					2,460		
Somaliand ... ..	190	1				127	1			
Other British Possessions ... ..			45	16	37			48	49	89
<b>TOTAL, BRITISH EMPIRE ... Cwt.</b>	<b>190</b>	<b>1</b>	<b>1,888</b>	<b>16</b>	<b>37</b>	<b>127</b>	<b>1</b>	<b>2,508</b>	<b>49</b>	<b>89</b>
Mokha ... .. Cwt.					60					60
Gaizan ... ..				760					600	
Independent Somali Ports ... ..	12,493	16,805	9,050	12,146	10,463	12,619	16,436	10,221	15,794	12,464
Arabian Gulf Ports ... ..	11,064	6,023	3,319	9,122	9,076	10,315	5,780	3,741	10,422	10,408
Djibouti ... ..				247	107				331	147
Other Foreign Countries ... ..		15	1	90	24		13	1	53	23
<b>TOTAL, FOREIGN COUNTRIES ... Cwt.</b>	<b>24,557</b>	<b>22,823</b>	<b>12,370</b>	<b>22,425</b>	<b>19,736</b>	<b>22,934</b>	<b>22,229</b>	<b>13,063</b>	<b>27,200</b>	<b>23,127</b>
<b>TOTAL, BRITISH EMPIRE AND FOREIGN COUNTRIES ... Cwt.</b>	<b>24,747</b>	<b>22,824</b>	<b>14,258</b>	<b>22,441</b>	<b>19,773</b>	<b>23,061</b>	<b>22,230</b>	<b>16,471</b>	<b>27,309</b>	<b>23,226</b>
<i>Resin (d) (II B)—</i>										
United Kingdom ... .. Cwt.					10					156
India—Bombay ... ..		163		77	52		144		186	66
Other British Possessions ... ..	130		5	9		128		6	29	
<b>TOTAL, BRITISH EMPIRE ... Cwt.</b>	<b>130</b>	<b>163</b>	<b>5</b>	<b>86</b>	<b>62</b>	<b>128</b>	<b>144</b>	<b>6</b>	<b>197</b>	<b>248</b>
Italian East Africa ... .. Cwt.										
Other Foreign Countries ... ..					4					25
<b>TOTAL, FOREIGN COUNTRIES ... Cwt.</b>					<b>4</b>					<b>25</b>
<b>TOTAL, BRITISH EMPIRE AND FOREIGN COUNTRIES ... Cwt.</b>	<b>130</b>	<b>163</b>	<b>5</b>	<b>86</b>	<b>66</b>	<b>128</b>	<b>144</b>	<b>6</b>	<b>197</b>	<b>263</b>
<i>Other Resin (e) (II B)—</i>										
United Kingdom ... .. Cwt.		6					69			
Straits Settlements ... ..										
Somaliand ... ..	731	776	1,821	2,376	1,908	1,423	2,805	5,796	13,552	5,908
India—Bombay ... ..	63	84		148	281	81	245		654	1,014
Other British Possessions ... ..			70		8			35		39
<b>TOTAL, BRITISH EMPIRE ... Cwt.</b>	<b>794</b>	<b>866</b>	<b>1,891</b>	<b>2,524</b>	<b>2,207</b>	<b>1,504</b>	<b>3,221</b>	<b>5,831</b>	<b>14,206</b>	<b>7,006</b>

TOTAL QUANTITIES and VALUE of ARTICLES IMPORTED—continued.

ARTICLES, AND COUNTRIES OF CONSIGNMENT.	QUANTITIES.					VALUE.				
	1916-1917.	1917-1918	1918-1919.	1919-1920.	1920-1921.	1916-1917.	1917-1918.	1918-1919.	1919-1920.	1920-1921.
<b>Gums and Resins—continued.</b>										
<i>Other Sorts (a) (II B)—continued.</i>										
Mokha ... .. Cwt.	...	...	...	...	...	...	...	...	...	138
Asiatic Turkey Persien, Gulf ... ..	...	...	...	225	63	...	...	...	...	66
Austria ... ..	...	...	...	...	...	...	...	...	...	...
Independent Somali Ports ... ..	14,670	10,684	12,717	10,337	8,019	10,780	9,601	10,380	11,728	9,419
Italian East Africa ... ..	302	178	680	1,003	661	280	307	1,200	4,138	1,708
Arabian Gulf Ports ... ..	1,536	3,077	6,909	3,333	3,434	1,711	6,708	12,633	6,416	9,348
Persia ... ..	162	61	...	...	...	303	38	...	...	...
Djibouti ... ..	...	...	101	116	171	...	...	873	878	738
Gaizan ... ..	...	...	56	171	...	...	...	164	363	...
Other Foreign Countries ... ..	30	37	...	33	35	30	60	...	...	61
Italy ... ..	...	...	...	...	31	...	...	...	...	137
<b>TOTAL, FOREIGN COUNTRIES ... Cwt.</b>	<b>16,060</b>	<b>13,046</b>	<b>20,841</b>	<b>16,773</b>	<b>14,273</b>	<b>13,468</b>	<b>16,949</b>	<b>22,066</b>	<b>22,896</b>	<b>21,717</b>
<b>TOTAL, BRITISH EMPIRE AND FOREIGN COUNTRIES ... Cwt.</b>	<b>17,443</b>	<b>14,813</b>	<b>22,303</b>	<b>19,296</b>	<b>16,830</b>	<b>14,848</b>	<b>18,079</b>	<b>26,798</b>	<b>26,806</b>	<b>26,736</b>
<b>TOTAL, GUMS AND RESINS ... Cwt.</b>	<b>51,036</b>	<b>44,843</b>	<b>41,680</b>	<b>37,321</b>	<b>33,440</b>	<b>34,730</b>	<b>34,980</b>	<b>60,106</b>	<b>60,480</b>	<b>58,765</b>
<b>Hair and manufactures of Hair—</b>										
<i>Hair of all kinds (II J)—</i>										
Other Foreign Countries ... .. Cwt.	...	...	...	...	...	...	...	...	...	...
Other British Possessions ... ..	...	...	...	...	...	...	...	...	...	...
<b>TOTAL ... Cwt.</b>	...	...	...	...	...	...	...	...	...	...
<b>Hardware excluding cutlery and electro-plated ware—</b>										
<i>Agricultural Implements (a) (III E)—</i>										
United Kingdom ... .. Value.	...	...	...	...	...	...	...	97	...	691
Other British Possessions ... ..	...	...	...	...	...	...	...	23	...	35
Hong Kong ... ..	...	...	...	...	...	...	...	...	...	139
<b>TOTAL, BRITISH EMPIRE ... Value.</b>	...	...	...	...	...	...	...	<b>126</b>	<b>63</b>	<b>647</b>
Austria ... .. Value.	...	...	...	...	...	...	...	...	...	413
Musawah ... ..	...	...	...	...	...	...	...	...	123	...
Other Foreign Countries ... ..	...	...	...	...	...	...	...	...	23	6
U. S. of America ... ..	...	...	...	...	...	...	...	...	1,737	230
<b>TOTAL, FOREIGN COUNTRIES ... Value.</b>	...	...	...	...	...	...	...	...	<b>1,883</b>	<b>639</b>
<b>TOTAL, BRITISH EMPIRE AND FOREIGN COUNTRIES ... Value.</b>	...	...	...	...	...	...	...	<b>126</b>	<b>1,976</b>	<b>1,386</b>
<i>Buckets of tinued or galvanized iron (b) (III E)—</i>										
Bombay ... .. Value.	...	...	...	...	...	...	...	111	...	346
United Kingdom ... ..	...	...	...	...	...	239	...	66	...	1,186
Other British Possessions ... ..	...	...	...	...	...	63	...	...	...	...
<b>TOTAL, BRITISH EMPIRE ... Value.</b>	...	...	...	...	...	<b>302</b>	<b>63</b>	<b>307</b>	<b>667</b>	<b>1,811</b>
Other Foreign Countries ... .. Value.	...	...	...	...	...	...	...	...	60	30
<b>TOTAL, BRITISH EMPIRE AND FOREIGN COUNTRIES ... Value.</b>	...	...	...	...	...	<b>302</b>	<b>63</b>	<b>307</b>	<b>667</b>	<b>1,841</b>
<i>Builders' hardware, such as locks, hinges, door bolts, etc. (c) (III E)—</i>										
United Kingdom ... .. Value.	...	...	...	...	...	188	194	234	...	617
India—Bombay ... ..	...	...	...	...	...	285	304	740	1,208	1,451
Other British Possessions ... ..	...	...	...	...	...	1	1	...	...	66
<b>TOTAL, BRITISH EMPIRE ... Value.</b>	...	...	...	...	...	<b>745</b>	<b>600</b>	<b>974</b>	<b>1,378</b>	<b>2,133</b>
United States ... .. Value.	...	...	...	...	...	...	...	...	...	313
Austria ... ..	...	...	...	...	...	...	...	...	...	136
Belgium ... ..	...	...	...	...	...	101	...	...	...	...
Other Foreign Countries ... ..	...	...	...	...	...	...	...	...	...	...
<b>TOTAL, FOREIGN COUNTRIES ... Value.</b>	...	...	...	...	...	<b>101</b>	...	...	...	<b>343</b>
<b>TOTAL, BRITISH EMPIRE AND FOREIGN COUNTRIES ... Value.</b>	...	...	...	...	...	<b>846</b>	<b>600</b>	<b>974</b>	<b>1,378</b>	<b>2,476</b>
<i>Domestic hardware, other than enamelled iron ware (III E)—</i>										
Bombay ... .. Value.	...	...	...	...	...	...	...	...	...	...
United Kingdom ... ..	...	...	...	...	...	...	...	238	645	1,674
Egypt ... ..	...	...	...	...	...	...	...	27	18	60
Other British Possessions ... ..	...	...	...	...	...	...	...	64	13	6
<b>TOTAL, BRITISH EMPIRE ... Value.</b>	...	...	...	...	...	...	...	<b>330</b>	<b>707</b>	<b>2,176</b>
France ... .. Value.	...	...	...	...	...	...	...	...	...	118
Other Foreign Countries ... ..	...	...	...	...	...	...	1	...	...	68
United States ... ..	...	...	...	...	...	...	...	...	...	91
<b>TOTAL, FOREIGN COUNTRIES ... Value.</b>	...	...	...	...	...	...	1	...	...	<b>269</b>
<b>TOTAL, BRITISH EMPIRE AND FOREIGN COUNTRIES ... Value.</b>	...	...	...	...	...	...	...	<b>330</b>	<b>707</b>	<b>2,445</b>
<i>Enamelled ironware (c) (III E)—</i>										
Egypt ... .. Value.	...	...	...	...	...	...	...	...	...	...
United Kingdom ... ..	...	...	...	...	...	198	227	206	304	736
India—Bombay ... ..	...	...	...	...	...	411	313	118	1,067	1,261
Calcutta ... ..	...	...	...	...	...	...	...	...	...	...
Other British Possessions ... ..	...	...	...	...	...	19	9	...	...	60
<b>TOTAL, BRITISH EMPIRE ... Value.</b>	...	...	...	...	...	<b>617</b>	<b>541</b>	<b>324</b>	<b>1,376</b>	<b>2,143</b>
Italy ... .. Value.	...	...	...	...	...	...	...	...	...	...
Belgium ... ..	...	...	...	...	...	...	...	...	...	300
Holland ... ..	...	...	...	...	...	...	...	...	...	81
Other Foreign Countries ... ..	...	...	...	...	...	23	...	...	...	56
Austria ... ..	...	...	...	...	...	...	...	...	...	167
<b>TOTAL, FOREIGN COUNTRIES ... Value.</b>	...	...	...	...	...	<b>23</b>	...	...	<b>104</b>	<b>648</b>
<b>TOTAL, BRITISH EMPIRE AND FOREIGN COUNTRIES ... Value.</b>	...	...	...	...	...	<b>640</b>	<b>541</b>	<b>324</b>	<b>1,380</b>	<b>2,791</b>

No. 7—continued.

604 TOTAL QUANTITIES and VALUE of ARTICLES IMPORTED—continued.

ARTICLES, AND COUNTRIES OF ORIGIN.	QUANTITIES.					VALUE.				
	1916-1917.	1917-1918.	1918-1919.	1919-1920.	1920-1921.	1916-1917.	1917-1918.	1918-1919.	1919-1920.	1920-1921.
<b>Hardware excluding cutlery and electro-plated ware—continued.</b>						£	£	£	£	£
<i>Implements and tools, other than agricultural implements and machine tools (f) (III B)—</i>										
<i>Gas mantles (III E)—</i>										
Other British Possessions ... ..Value.	.....	.....	.....	.....	.....	.....	.....	.....	11	33
TOTAL BRITISH EMPIRE ...Value.	.....	.....	.....	.....	.....	.....	.....	.....	11	33
Other Foreign Countries... ..Value.	.....	.....	.....	.....	.....	.....	.....	.....	.....	9
TOTAL BRITISH EMPIRE AND FOREIGN COUNTRIES... ..Value.	.....	.....	.....	.....	.....	.....	.....	.....	.....	41
<i>Implements and tools other than agricultural implements and machine tools (f) (III E)</i>										
Egypt ... ..Value.	.....	.....	.....	.....	.....	.....	.....	.....	.....	108
United Kingdom ... ..Value.	.....	.....	.....	.....	.....	.....	.....	.....	233	314
India—Bombay ... ..Value.	.....	.....	.....	.....	.....	.....	.....	.....	203	164
Other British Possessions... ..Value.	.....	.....	.....	.....	.....	64	13	.....	.....	.....
TOTAL BRITISH EMPIRE ...Value.	.....	.....	.....	.....	.....	64	13	267	504	296
Austria ... ..Value.	.....	.....	.....	.....	.....	.....	.....	.....	.....	187
U. S. of America ... ..Value.	.....	.....	.....	.....	.....	.....	.....	.....	523	389
Other Foreign Countries... ..Value.	.....	.....	.....	.....	.....	.....	.....	.....	23	77
TOTAL, FOREIGN COUNTRIES ...Value.	.....	.....	.....	.....	.....	.....	.....	.....	556	644
TOTAL BRITISH EMPIRE AND FOREIGN COUNTRIES ...Value.	.....	.....	.....	.....	.....	64	13	267	1,160	1,370
<i>Lamps, metal (g) (III E)—</i>										
United Kingdom ... ..No.	872	181	294	2,000	1,966	396	283	151	977	1,397
India—Bombay ... ..No.	10,903	954	4,604	3,214	3,119	1,417	170	1,167	593	187
Other British Possessions... ..No.	1	3	5	73	13	2	1	13	11	25
TOTAL BRITISH EMPIRE ...No.	11,855	1,137	4,903	5,286	3,798	1,815	454	1,331	1,574	1,609
Austria ... ..No.	.....	.....	.....	.....	5,323	.....	.....	.....	.....	763
U. S. of America ... ..No.	.....	.....	.....	.....	13,096	.....	.....	.....	.....	2,001
Other Foreign Countries... ..No.	.....	.....	240	5	153	.....	.....	40	3	53
United States ... ..No.	3,673	.....	.....	4,172	.....	635	.....	.....	643	.....
TOTAL, FOREIGN COUNTRIES ...No.	3,673	.....	240	4,177	18,570	635	.....	40	646	3,415
TOTAL BRITISH EMPIRE AND FOREIGN COUNTRIES ...No.	15,528	1,137	5,203	9,473	21,368	2,450	454	1,370	2,220	4,974
<i>Lamps, glass (h) (III E)—</i>										
United Kingdom ... ..No.	.....	.....	.....	.....	.....	.....	.....	.....	.....	.....
India—Bombay ... ..No.	.....	.....	.....	.....	.....	.....	.....	.....	.....	.....
Other British Possessions... ..No.	655	336	.....	540	325	67	27	.....	30	61
TOTAL BRITISH EMPIRE ...No.	655	336	.....	540	325	67	27	.....	30	61
Austria ... ..No.	.....	.....	.....	.....	.....	.....	.....	.....	.....	.....
United States ... ..No.	1,555	.....	.....	.....	72	311	.....	.....	.....	100
Other Foreign Countries... ..No.	.....	.....	.....	.....	2	.....	.....	.....	.....	1
TOTAL, FOREIGN COUNTRIES ...No.	1,555	.....	.....	.....	74	311	.....	.....	.....	101
TOTAL BRITISH EMPIRE AND FOREIGN COUNTRIES ...No.	2,210	336	.....	540	399	378	27	.....	30	163
<i>Parts of Lamps, other than glass (i) (III E)—</i>										
Bombay ... ..Value.	.....	.....	.....	.....	.....	.....	.....	200	223	317
United Kingdom ... ..Value.	.....	.....	.....	.....	.....	125	67	80	335	1,396
Other British Possessions ... ..Value.	.....	.....	.....	.....	.....	9	20	18	10	94
TOTAL BRITISH EMPIRE ...Value.	.....	.....	.....	.....	.....	134	86	307	567	1,606
United States ... ..Value.	.....	.....	.....	.....	.....	.....	.....	.....	.....	111
Other Foreign Countries... ..Value.	.....	.....	.....	.....	.....	.....	.....	.....	34	.....
TOTAL, FOREIGN COUNTRIES ...Value.	.....	.....	.....	.....	.....	.....	.....	.....	34	111
TOTAL BRITISH EMPIRE AND FOREIGN COUNTRIES ...Value.	.....	.....	.....	.....	.....	134	86	307	601	1,607
<i>Safes and strong boxes of metal (g) (III E)—</i>										
India—Bombay ... ..No.	.....	.....	.....	7	.....	.....	.....	.....	131	.....
United Kingdom ... ..No.	8	13	6	8	34	68	93	160	67	741
Other British Possessions ... ..No.	9	1	5	3	14	81	7	40	16	67
TOTAL BRITISH EMPIRE ...No.	16	14	11	17	49	169	105	300	214	809
Holland ... ..No.	.....	.....	.....	14	13	.....	.....	.....	30	25
Arabia ... ..No.	.....	.....	.....	.....	5	.....	.....	.....	.....	150
Kamran, etc. ... ..No.	.....	.....	.....	1	.....	.....	.....	.....	67	.....
Other Foreign Countries... ..No.	.....	.....	1	2	2	.....	.....	7	21	27
United States ... ..No.	.....	.....	.....	.....	2	.....	.....	.....	.....	139
TOTAL, FOREIGN COUNTRIES ...No.	.....	.....	1	17	21	.....	.....	7	178	263
TOTAL BRITISH EMPIRE AND FOREIGN COUNTRIES ...No.	16	14	12	34	69	169	105	307	392	1,239

No. 7—continued.

TOTAL QUANTITIES and VALUE of ARTICLES IMPORTED—continued.

605

ARTICLES, AND COUNTRIES OF CONSIGNMENT.	QUANTITIES.					VALUE.					
	1916-1917.	1917-1918.	1918-1919.	1919-1920.	1920-1921.	1916-1917.	1917-1918.	1918-1919.	1919-1920.	1920-1921.	
<b>Hardware, including Cutlery and Electro-plated ware—continued.</b>						£	£	£	£	£	
<i>Other sorts (b) (III E.)</i>											
Egypt .....						288	111	.....	.....	88	
Somaland .....						.....	.....	280	.....	.....	
United Kingdom .....						848	1,439	7,704	2,472	19,701	
India—Bombay .....						687	617	1,728	6,080	6,864	
Zanzibar .....						.....	.....	.....	.....	164	
Perim .....						70	.....	.....	.....	78	
Other British Possessions .....						84	98	98	128	189	
<b>TOTAL, BRITISH EMPIRE ..Value.</b>						<b>1,879</b>	<b>2,063</b>	<b>9,779</b>	<b>9,700</b>	<b>19,034</b>	
Sweden .....						98	.....	.....	.....	.....	
Austria .....						.....	.....	.....	.....	729	
Germany .....						.....	.....	.....	.....	880	
Belgium .....						.....	.....	.....	.....	110	
Italy .....						.....	.....	.....	.....	298	
United States of America .....						418	.....	.....	1,707	211	
Mosawa .....						.....	.....	87	.....	.....	
Djibouti .....						81	161	671	284	278	
Other Foreign Countries .....						189	86	21	143	88	
Hoddedah .....						.....	.....	.....	.....	121	
<b>TOTAL, FOREIGN COUNTRIES ..Value.</b>						<b>700</b>	<b>217</b>	<b>679</b>	<b>2,108</b>	<b>2,742</b>	
<b>TOTAL, BRITISH EMPIRE AND FOREIGN COUNTRIES ..Value.</b>						<b>2,579</b>	<b>2,280</b>	<b>10,458</b>	<b>11,808</b>	<b>21,776</b>	
<b>TOTAL, HARDWARE Value...</b>						<b>7,842</b>	<b>4,166</b>	<b>24,784</b>	<b>22,808</b>	<b>40,777</b>	
<b>Hides and Skins, RAW—</b>											
<i>Hides, Raw (II C.)—</i>											
United Kingdom .....	Cwt. & No.										
Suakin and Port Sudan .....	Cwt. & No.										
Karachi .....	Cwt. & No.										
Somaland .....	Cwt. & No.	2,089	898	1,570	2,028	1,679	6,808	908	7,186	20,288	8,428
Zanzibar and Pemba .....	Cwt. & No.	28	.....	1,088	.....	.....	123	.....	6,897	.....	.....
India—Bombay .....	Cwt. & No.	24	60	.....	.....	.....	112	179	.....	.....	.....
Perim .....	Cwt. & No.	.....	.....	.....	88	.....	.....	.....	.....	173	.....
Other British Possessions .....	Cwt. & No.	11	8	29	.....	24	28	28	.....	.....	40
<b>TOTAL, BRITISH EMPIRE ..Value.</b>	Cwt. & No.	2,100	234	2,694	2,242	1,608	7,078	1,207	15,988	16,679	2,468
Mosawa .....	Cwt. & No.	800	.....	.....	88	1,194	2,300	.....	.....	188	2,927
Dunball Coast .....	Cwt. & No.	198	.....	.....	248	148	647	.....	.....	756	216
Independent Small Ports .....	Cwt. & No.	120	.....	68	100	70	242	.....	108	288	192
Italian East Africa .....	Cwt. & No.	2,487	.....	.....	2,720	392	23,728	.....	.....	27,568	1,447

No. 7—continued.

606 TOTAL QUANTITIES and VALUE of ARTICLES IMPORTED—continued.

ARTICLES, AND COUNTRIES OF CONSIGNMENT.	QUANTITIES.					VALUE.				
	1916-1917.	1917-1918.	1918-1919.	1919-1920.	1920-1921.	1916-1917.	1917-1918.	1918-1919.	1919-1920.	1920-1921.
<i>Hides and Skins, Raw—continued.</i>						£	£	£	£	£
<i>Hides, Raw (II C.)—continued.</i>										
Muskat ... .. { Cwt. & No. ... ..	.....	.....	.....	8	.....	.....	.....	.....	67	.....
Calcutta ... .. { Cwt. & No. ... ..	1,226	440	40	2,463	.....	3,539	1,224	173	8,033	.....
Kamran and Furman ... .. { Cwt. & No. ... ..	404	.....	.....	.....	.....	1,239	.....	.....	.....	.....
Hodaldab ... .. { Cwt. & No. ... ..	.....	.....	.....	2,178	1,168	.....	.....	.....	7,533	3,946
Mocha ... .. { Cwt. & No. ... ..	391	.....	.....	2,751	1,454	885	.....	.....	6,534	3,178
Arabian Gulf Ports ... .. { Cwt. & No. ... ..	453	329	277	1,088	280	1,182	539	692	2,671	875
Madagascar ... .. { Cwt. & No. ... ..	80	.....	.....	.....	.....	297	.....	.....	.....	.....
Djibouti and Obokh ... .. { Cwt. & No. ... ..	28,428	28,748	6,223	58,180	5,303	155,138	144,590	59,988	340,160	21,992
Other Foreign Countries ... .. { Cwt. & No. ... ..	18	29	164	.....	21	31	73	18	.....	61
<b>TOTAL, FOREIGN COUNTRIES</b> ... .. { Cwt. & No. ... ..	85,490	29,446	6,601	72,623	20,077	120,108	146,413	40,673	295,602	26,449
<b>TOTAL, BRITISH EMPIRE AND FOREIGN COUNTRIES</b> ... .. { Cwt. & No. ... ..	87,560	29,780	9,285	76,706	11,590	127,183	147,522	56,556	406,072	29,912
<i>Skins, Raw (II C.)—</i>										
Egypt, &c. ... .. { Cwt. & No. ... ..	23	.....	.....	.....	.....	161	.....	.....	.....	.....
Bunkin ... .. { Cwt. & No. ... ..	.....	.....	.....	.....	45	.....	.....	.....	.....	353
Somaliland ... .. { Cwt. & No. ... ..	19,909	17,455	21,409	15,606	4,708	163,754	107,243	118,148	100,896	77,290
Zanzibar and Pemba ... .. { Cwt. & No. ... ..	393	598	188	101	53	1,374	4,246	2,000	656	478
Perim ... .. { Cwt. & No. ... ..	63	61	53	87	57	179	235	269	324	210
Other British Posses (ora) ... .. { Cwt. & No. ... ..	.....	.....	.....	6	.....	.....	.....	.....	31	.....
<b>TOTAL, BRITISH EMPIRE</b> ... .. { Cwt. & No. ... ..	20,367	18,101	21,650	15,770	4,963	165,488	111,723	120,417	101,907	78,260
Mozambah ... .. { Cwt. & No. ... ..	561	1,345	1,082	5,146	329	2,850	5,047	5,611	42,614	6,473
Punkali Coast ... .. { Cwt. & No. ... ..	1,102	1,278	869	1,601	348	4,718	7,728	4,021	11,153	1,728
France ... .. { Cwt. & No. ... ..	.....	.....	.....	.....	.....	.....	.....	.....	.....	.....
Independent Somali Ports ... .. { Cwt. & No. ... ..	8,794	2,393	3,735	8,081	2,037	31,482	10,932	16,121	48,281	10,116
Italian East Africa ... .. { Cwt. & No. ... ..	8,983	1,507	1,983	13,741	9,699	27,628	5,596	8,193	97,223	64,505
German East Africa ... .. { Cwt. & No. ... ..	.....	.....	.....	.....	.....	.....	.....	.....	.....	.....
Konidab ... .. { Cwt. & No. ... ..	.....	.....	.....	.....	150	.....	.....	.....	.....	287

GENERAL IMPORTS.

SEA-BORNE TRADE.

No. 7—continued.

TOTAL QUANTITIES and VALUE of ARTICLES IMPORTED—continued. 507

ARTICLES, AND COUNTRIES OF CONSIGNMENT.	QUANTITIES					VALUE				
	1916-1917.	1917-1918.	1918-1919.	1919-1920.	1920-1921.	1916-1917.	1917-1918.	1918-1919.	1919-1920.	1920-1921.
<b>Hides and Skins, Raw—continued.</b>										
<i>Skins, Raw—continued.</i>										
Jeddah ... .. Cwt. & No.	138 10,890	.....	98 7,630	183 11,158	.....	878	.....	800	1,438	.....
Gaizan ... .. Cwt. & No.	21,174 1,803,598	8,308 624,028	11,113 989,010	20,371 2,417,728	2,928 218,880	132,784	43,460	48,928	104,000	14,836
Kamran and Furan ... .. Cwt. & No.	889 44,730	76 5,880	94 7,040	108 8,678	.....	2,487	489	425	808	.....
Hodaidah ... .. Cwt. & No.	.....	.....	.....	3,751 303,080	3,969 328,780	.....	.....	.....	20,742	19,978
Mocha ... .. Cwt. & No.	1,659 127,130	.....	.....	2,795 221,110	3,022 252,970	7,082	.....	.....	19,618	20,100
Arabian Gulf Ports ... .. Cwt. & No.	991 70,348	799 61,554	1,987 153,870	1,880 148,500	389 30,844	6,412	3,423	8,090	9,818	2,633
Islands of Funan, &c. ... .. Cwt. & No.	.....	.....	.....	.....	.....	.....	.....	.....	.....	.....
Djibouti and Obokh ... .. Cwt. & No.	18,070 1,445,038	7,327 573,121	11,370 901,588	24,328 2,354,070	14,808 1,161,448	147,980	52,160	78,370	279,244	108,141
Lohia ... .. Cwt. & No.	.....	.....	.....	40 3,340	.....	.....	.....	.....	348	.....
Austria ... .. Cwt. & No.	.....	.....	.....	.....	.....	.....	.....	.....	.....	.....
Italy ... .. Cwt. & No.	60 4,900	.....	.....	.....	88 2,620	267	.....	.....	.....	248
Other Foreign Countries ... .. Cwt. & No.	.....	.....	.....	.....	.....	.....	.....	.....	.....	.....
United States ... .. Cwt. & No.	.....	.....	.....	.....	.....	.....	.....	.....	.....	.....
<b>TOTAL, FOREIGN COUNTRIES</b> ... .. Cwt. & No.	55,911 5,000,378	22,690 2,179,187	33,326 3,054,983	86,793 9,497,307	87,198 6,409,474	366,326	129,927	178,394	728,513	240,028
<b>TOTAL, BRITISH EMPIRE AND FOREIGN COUNTRIES</b> ... .. Cwt. & No.	76,236 7,389,711	25,900 2,637,358	53,978 4,786,969	111,543 10,764,023	48,081 4,846,678	524,713	243,849	364,711	988,430	320,267
<b>TOTAL, HIDES AND SKINS, RAW</b> ... .. Cwt. & No.	118,838 7,665,804	70,590 3,925,080	63,160 4,879,706	158,237 11,885,978	83,841 4,974,368	711,260	395,071	362,367	1,261,662	408,274
<b>Hops (II)—</b>										
United Kingdom ... .. Cwt.	.....	6	.....	.....	.....	.....	78	.....	.....	.....
Other British Possessions ... .. Cwt.	6	2	2	6	8	80	20	20	62	97
<b>TOTAL, BRITISH EMPIRE</b> ... .. Cwt.	6	8	2	6	8	84	101	22	62	62
Other Foreign Countries ... .. Cwt.	.....	.....	.....	.....	1	.....	.....	.....	.....	12
<b>TOTAL, FOREIGN COUNTRIES</b> ... .. Cwt.	.....	.....	.....	.....	1	.....	.....	.....	.....	12
<b>TOTAL, BRITISH EMPIRE AND FOREIGN COUNTRIES</b> ... .. Cwt.	6	8	2	6	8	84	101	22	62	76
<b>Horns, tips, and pieces of horn, and Hornmeal (II J)—</b>										
Egypt ... .. Cwt.	.....	.....	.....	.....	.....	.....	.....	.....	.....	67
Other British Possessions ... .. Cwt.	.....	.....	.....	1	2	.....	.....	.....	20	20
<b>TOTAL, BRITISH EMPIRE</b> ... .. Cwt.	.....	.....	.....	1	11	.....	.....	.....	20	100
Momwah ... .. Cwt.	.....	.....	.....	.....	.....	.....	.....	.....	.....	.....
Independent Somali Ports ... .. Cwt.	.....	.....	.....	.....	.....	.....	.....	.....	.....	.....
Italian East Africa ... .. Cwt.	.....	.....	.....	7	.....	.....	.....	.....	160	.....
Other Foreign Countries ... .. Cwt.	4	2	.....	2	4	12	9	.....	19	11
<b>TOTAL, FOREIGN COUNTRIES</b> ... .. Cwt.	4	2	.....	9	4	12	9	.....	179	11
<b>TOTAL, BRITISH EMPIRE AND FOREIGN COUNTRIES</b> ... .. Cwt.	4	2	.....	10	16	16	9	.....	202	111
<b>Instruments, Apparatus, and appliances and parts thereof—</b>										
<i>Electrical, other than telegraphic and telephonic, not being machinery—</i>										
<b>Electric fans and parts thereof (a)</b> (III, B)—										
United Kingdom ... .. Value.	.....	.....	.....	.....	.....	.....	.....	.....	150	120
France ... .. Value.	.....	.....	.....	.....	.....	.....	.....	.....	116	.....
Other British Possessions ... .. Value.	.....	.....	.....	.....	.....	25	7	.....	.....	67
<b>TOTAL, BRITISH EMPIRE</b> ... .. Value.	.....	.....	.....	.....	.....	25	7	.....	266	170

No. 7—continued.

608. TOTAL QUANTITIES and VALUE of ARTICLES IMPORTED—continued.

ARTICLES, AND COUNTRIES OF CONSIGNMENT.	QUANTITIES.					VALUE.				
	1916-1917.	1917-1918.	1918-1919.	1919-1920.	1920-1921.	1916-1917.	1917-1918.	1918-1919.	1919-1920.	1920-1921.
<b>Instruments, Apparatus, and appliances and parts thereof—continued.</b>						£	£	£	£	£
<i>Electrical, other than telegraphic and telephone, not being machinery—continued.</i>										
<i>Electric fans and parts thereof (a) (III. E)—continued.</i>										
Other Foreign Countries ... Value.	...	...	...	...	...	16	...	...	...	...
<b>TOTAL, FOREIGN COUNTRIES ... Value.</b>	...	...	...	...	...	16	...	...	...	...
<b>TOTAL, BRITISH EMPIRE AND FOREIGN COUNTRIES ... Value.</b>	...	...	...	...	...	40	7	...	288	170
<b>Electric lamps and parts thereof (a) (III. E)—</b>										
United Kingdom ... Value.	...	...	...	...	...	...	5	64	25	192
Other British Possessions ... Value.	...	...	...	...	...	4	...	...	...	...
<b>TOTAL, BRITISH EMPIRE ... Value.</b>	...	...	...	...	...	6	5	64	25	192
United States ... Value.	...	...	...	...	...	...	...	...	...	...
Other Foreign Countries ... Value.	...	...	...	...	...	...	...	...	16	876
<b>TOTAL, FOREIGN COUNTRIES ... Value.</b>	...	...	...	...	...	...	...	...	16	876
<b>TOTAL, BRITISH EMPIRE AND FOREIGN COUNTRIES ... Value.</b>	...	...	...	...	...	4	5	64	41	484
<b>Electric Wire and Cables (a) (III. E)—</b>										
Perin ... Value.	...	...	...	...	...	883	...	...	...	74
Other British Possessions ... Value.	...	...	...	...	...	...	...	...	27	...
Other Foreign Countries ... Value.	...	...	...	...	...	...	...	...	...	...
<b>TOTAL, BRITISH EMPIRE AND FOREIGN COUNTRIES ... Value.</b>	...	...	...	...	...	883	...	...	27	74
<b>Batteries—</b>										
Other British Possession ... Value.	...	...	...	...	...	...	...	...	...	28
<b>TOTAL BRITISH EMPIRE ... Value.</b>	...	...	...	...	...	...	...	...	...	28
Other Foreign Countries ... Value.	...	...	...	...	...	...	...	...	...	43
<b>TOTAL FOREIGN COUNTRIES ... Value.</b>	...	...	...	...	...	...	...	...	...	43
<b>TOTAL BRITISH EMPIRE AND FOREIGN COUNTRIES ... Value.</b>	...	...	...	...	...	...	...	...	...	70
<b>Interior fittings</b>										
Other British Possessions ... Value.	...	...	...	...	...	...	...	...	...	39
<b>TOTAL BRITISH EMPIRE ... Value.</b>	...	...	...	...	...	...	...	...	...	39
Unenumerated ... Value.	...	...	...	...	...	...	...	...	...	4,340
United Kingdom ... Value.	...	...	...	...	...	...	...	...	...	13
Other British Possessions ... Value.	...	...	...	...	...	...	...	...	...	...
<b>TOTAL BRITISH EMPIRE ... Value.</b>	...	...	...	...	...	...	...	...	...	4,353
Other Foreign Countries ... Value.	...	...	...	...	...	...	...	...	...	76
<b>TOTAL FOREIGN COUNTRIES ... Value.</b>	...	...	...	...	...	...	...	...	...	76
<b>TOTAL BRITISH EMPIRE AND FOREIGN COUNTRIES ... Value.</b>	...	...	...	...	...	...	...	...	...	4,359
<b>Other sorts (a) (III. E)—</b>										
United Kingdom ... Value.	...	...	...	...	...	...	67	119	121	...
India—Bombay ... Value.	...	...	...	...	...	...	...	66	33	...
Other British Possessions ... Value.	...	...	...	...	...	41	39	...	...	...
<b>TOTAL, BRITISH EMPIRE ... Value.</b>	...	...	...	...	...	41	106	184	154	...
Djibouti ... Value.	...	...	...	...	...	...	...	...	...	...
Other Foreign Countries ... Value.	...	...	...	...	...	...	...	33	3	...
<b>TOTAL, FOREIGN COUNTRIES ... Value.</b>	...	...	...	...	...	...	...	33	3	...
<b>TOTAL, BRITISH EMPIRE AND FOREIGN COUNTRIES ... Value.</b>	...	...	...	...	...	41	106	217	157	...
<b>Musical—</b>										
<b>Organs and Harmoniums complete (D)</b>										
(III. E)—										
Egypt ... No.	...	...	...	...	...	...	...	...	...	67
Other British Possessions ... No.	...	...	...	...	...	...	...	...	...	30
<b>TOTAL, BRITISH EMPIRE ... No.</b>	...	...	...	...	...	...	...	...	...	97
Other Foreign Countries ... No.	...	...	...	...	...	...	...	...	...	...
<b>TOTAL, FOREIGN COUNTRIES ... No.</b>	...	...	...	...	...	...	...	...	...	...
<b>TOTAL, BRITISH EMPIRE AND FOREIGN COUNTRIES ... No.</b>	...	...	...	...	...	...	...	...	...	...
<b>Pianos and Piano players complete</b>										
(a) (III. E)—										
Zanzibar ... No.	...	...	...	...	...	...	...	...	...	533
Gibraltar ... No.	...	...	...	...	...	...	...	...	...	...
United Kingdom ... No.	...	...	...	...	...	...	...	...	...	267
Bombay ... No.	...	...	...	...	...	...	...	...	...	81
Other British Possessions ... No.	...	...	...	...	...	...	...	...	...	...
<b>TOTAL, BRITISH EMPIRE ... No.</b>	...	...	...	...	...	...	...	...	...	...
France ... No.	...	...	...	...	...	...	...	...	...	...
Other Foreign Countries ... No.	...	...	...	...	...	...	...	...	...	...
<b>TOTAL, FOREIGN COUNTRIES ... No.</b>	...	...	...	...	...	...	...	...	...	...
<b>TOTAL, BRITISH EMPIRE AND FOREIGN COUNTRIES ... No.</b>	...	...	...	...	...	...	...	...	...	...



No. 7—continued.

TOTAL QUANTITIES and VALUE of ARTICLES IMPORTED—continued.

509

ARTICLES, AND COUNTRIES OF CONSIGNMENT.	QUANTITIES.					VALUE.				
	1916-1917.	1917-1918.	1918-1919.	1919-1920.	1920-1921.	1916-1917.	1917-1918.	1918-1919.	1919-1920.	1920-1921.
<b>Instruments, Apparatus, and Appliances, and parts thereof—continued.</b>										
<b>Talking machines and accessories (III. E)—</b>										
Bombay ... .. Value.	.....	.....	.....	.....	6	72	.....	.....	.....	87
United Kingdom ... .. Value.	.....	.....	.....	.....	13	.....	.....	.....	.....	130
Other British Possessions ... .. Value.	.....	.....	.....	.....	4	62	.....	.....	.....	47
<b>TOTAL, BRITISH EMPIRE ... Value.</b>	.....	.....	.....	.....	23	134	.....	.....	.....	263
United States ... .. Value.	.....	.....	.....	.....	17	.....	.....	.....	.....	218
Other Foreign Countries ... .. Value.	.....	.....	.....	.....	.....	.....	.....	.....	.....	.....
<b>TOTAL, FOREIGN COUNTRIES ... Value.</b>	.....	.....	.....	.....	17	.....	.....	.....	.....	218
<b>TOTAL, BRITISH EMPIRE AND FOREIGN COUNTRIES ... Value.</b>	.....	.....	.....	.....	39	134	.....	.....	.....	479
<b>Talking machines (III. E)—</b>										
United Kingdom ... g ... No.	.....	.....	.....	.....	21	.....	.....	.....	179	.....
Other British Possessions ... .. No.	.....	6	1	.....	.....	.....	43	8	.....	.....
<b>TOTAL, BRITISH EMPIRE ... No.</b>	.....	6	1	21	.....	.....	43	8	179	.....
France ... .. No.	.....	58	.....	.....	.....	.....	200	.....	.....	.....
Other Foreign Countries ... .. No.	.....	8	.....	2	.....	.....	14	.....	2	.....
<b>TOTAL, FOREIGN COUNTRIES ... No.</b>	.....	61	.....	2	.....	.....	214	.....	20	.....
<b>TOTAL BRITISH EMPIRE AND FOREIGN COUNTRIES ... No.</b>	.....	67	1	23	.....	.....	217	8	202	.....
<b>Records—</b>										
Bombay ... .. No.	.....	671	1,167	781	.....	.....	91	173	130	.....
Other British Possessions ... .. No.	130	235	10	.....	.....	8	28	7	.....	80
<b>TOTAL, BRITISH EMPIRE ... No.</b>	130	906	1,177	781	.....	8	119	179	130	88
Other Foreign Countries ... .. No.	.....	.....	.....	244	.....	.....	.....	.....	17	28
<b>TOTAL FOREIGN COUNTRIES ... No.</b>	.....	.....	.....	244	.....	.....	.....	.....	17	28
<b>TOTAL, BRITISH EMPIRE AND FOREIGN COUNTRIES ... No.</b>	130	906	1,213	1,025	.....	8	119	196	148	116
<b>Accessories—</b>										
Other British Possessions ... Value.	.....	.....	.....	.....	.....	13	1	1	.....	.....
<b>TOTAL, BRITISH EMPIRE ... Value.</b>	.....	.....	.....	.....	.....	13	1	1	.....	.....
Other Foreign Countries ... .. Value.	.....	.....	30	.....	.....	.....	17	7	.....	.....
<b>TOTAL, FOREIGN COUNTRIES ... Value.</b>	.....	.....	30	.....	.....	.....	17	7	.....	.....
<b>TOTAL, BRITISH EMPIRE AND FOREIGN COUNTRIES ... Value.</b>	.....	.....	.....	.....	.....	13	18	8	.....	.....
<b>Other sorts including parts of musical instruments (III. E)—</b>										
United Kingdom ... .. Value.	.....	.....	.....	.....	.....	.....	120	.....	.....	200
India—Bombay ... .. Value.	.....	.....	.....	.....	.....	.....	.....	.....	95	.....
Other British Possessions ... .. Value.	.....	.....	.....	.....	.....	26	.....	50	7	26
<b>TOTAL, BRITISH EMPIRE ... Value.</b>	.....	.....	.....	.....	.....	26	120	50	102	226
France ... .. Value.	.....	.....	.....	.....	.....	.....	.....	100	.....	.....
Other Foreign Countries ... .. Value.	.....	.....	.....	.....	.....	.....	.....	.....	.....	66
<b>TOTAL, FOREIGN COUNTRIES ... Value.</b>	.....	.....	.....	.....	.....	.....	.....	100	.....	66
<b>TOTAL, BRITISH EMPIRE AND FOREIGN COUNTRIES ... Value.</b>	.....	.....	.....	.....	.....	26	120	150	102	292
<b>Optical (III. E)—</b>										
United Kingdom ... .. Value.	.....	.....	.....	.....	.....	.....	.....	.....	.....	120
Other British Possessions ... .. Value.	.....	.....	.....	.....	.....	.....	.....	.....	.....	.....
<b>TOTAL, BRITISH EMPIRE ... Value.</b>	.....	.....	.....	.....	.....	.....	.....	.....	.....	120
Other Foreign Countries ... .. Value.	.....	.....	.....	.....	.....	15	.....	.....	8	60
<b>TOTAL, FOREIGN COUNTRIES ... Value.</b>	.....	.....	.....	.....	.....	15	.....	.....	8	60
<b>TOTAL, BRITISH EMPIRE AND FOREIGN COUNTRIES ... Value.</b>	.....	.....	.....	.....	.....	20	.....	.....	16	180

No. 7—continued.

610

TOTAL QUANTITIES and VALUE of ARTICLES IMPORTED—continued.

ARTICLES, AND COUNTRIES OF CONSIGNMENT.	QUANTITIES.					VALUE.				
	1916-1917.	1917-1918.	1918-1919.	1919-1920.	1920-1921.	1916-1917.	1917-1918.	1918-1919.	1919-1920.	1920-1921.
<b>Instruments, Apparatus, and Appliances, and parts thereof—continued.</b>										
<i>Photographic (d) (III. E)—</i>										
United Kingdom ... .. Value.	100		219	114	475					
Other British Possessions ... .. Value.		33		2	44					
<b>TOTAL, BRITISH EMPIRE ... Value.</b>	<b>100</b>	<b>33</b>	<b>219</b>	<b>116</b>	<b>519</b>					
Other Foreign Countries ... .. Value.					13					
<b>TOTAL, FOREIGN COUNTRIES ... Value.</b>					<b>13</b>					
<b>TOTAL, BRITISH EMPIRE AND FOREIGN COUNTRIES ... Value.</b>	<b>100</b>	<b>33</b>	<b>219</b>	<b>116</b>	<b>532</b>					
<i>Scientific and Philosophical (e) (III. E)—</i>										
United Kingdom ... .. Value.				583	461					
Bombay ... .. Value.	100									
Other British Possessions ... .. Value.	6	33	12	20						
<b>TOTAL, BRITISH EMPIRE ... Value.</b>	<b>106</b>	<b>33</b>	<b>12</b>	<b>573</b>	<b>461</b>					
Other Foreign Countries ... .. Value.				47	93					
<b>TOTAL, FOREIGN COUNTRIES ... Value.</b>				<b>47</b>	<b>93</b>					
<b>TOTAL, BRITISH EMPIRE AND FOREIGN COUNTRIES ... Value.</b>	<b>106</b>	<b>33</b>	<b>12</b>	<b>620</b>	<b>554</b>					
<i>Surgical (f) (III. E)—</i>										
United Kingdom ... .. Value.				136	94					
Other British Possessions ... .. Value.				50	91					
<b>TOTAL, BRITISH EMPIRE ... Value.</b>				<b>186</b>	<b>185</b>					
United States of America ... .. Value.				178						
<b>TOTAL FOREIGN COUNTRIES ... Value.</b>				<b>178</b>						
<b>TOTAL, BRITISH EMPIRE AND FOREIGN COUNTRIES ... Value.</b>	<b>91</b>	<b>27</b>	<b>58</b>	<b>269</b>	<b>94</b>					
<i>Other kinds (g) (III. E)—</i>										
Perira ... .. Value.					100					
Bombay ... .. Value.										
United Kingdom ... .. Value.				123	586					
Calcutta ... .. Value.				76						
Other British Possessions ... .. Value.				17	17					
<b>TOTAL, BRITISH EMPIRE ... Value.</b>	<b>81</b>	<b>310</b>	<b>78</b>	<b>422</b>	<b>737</b>					
Other Foreign Countries ... .. Value.				3	5					
<b>TOTAL, FOREIGN COUNTRIES ... Value.</b>	<b>1</b>	<b>1</b>	<b>3</b>	<b>5</b>	<b>5</b>					
<b>TOTAL, BRITISH EMPIRE AND FOREIGN COUNTRIES ... Value.</b>	<b>82</b>	<b>310</b>	<b>78</b>	<b>425</b>	<b>742</b>					
<b>TOTAL VALUE OF INSTRUMENTS ... Value.</b>	<b>1,741</b>	<b>1,323</b>	<b>1,000</b>	<b>2,655</b>	<b>3,217</b>					
<b>IVORY—</b>										
<i>Unmanufactured (II. J)—</i>										
Suakin, etc. ... .. Lbs.										
Other British Possessions ... .. Lbs.		7		56	112					
<b>TOTAL, BRITISH EMPIRE ... Lbs.</b>		<b>7</b>		<b>56</b>	<b>112</b>					
Mocha ... .. Lbs.	500									
Mossawah ... .. Lbs.	4,424	8,736	3,976	2,484		1,400	2,580	1,040	667	
Italian East Africa ... .. Lbs.		234		746	1,926		100		360	1,176
Jeddah ... .. Lbs.	290					100				
Djibouti ... .. Lbs.	37,303	11,964	6,040	32,908	47,656	17,996	5,913	1,600	12,558	21,606
Galman ... .. Lbs.	290					100				
Other Foreign Countries ... .. Lbs.	33					11				
<b>TOTAL, FOREIGN COUNTRIES ... Lbs.</b>	<b>42,890</b>	<b>20,964</b>	<b>9,016</b>	<b>36,116</b>	<b>49,682</b>	<b>19,807</b>	<b>6,573</b>	<b>2,640</b>	<b>13,560</b>	<b>23,799</b>
<b>TOTAL, BRITISH EMPIRE AND FOREIGN COUNTRIES ... Lbs.</b>	<b>42,890</b>	<b>20,971</b>	<b>9,016</b>	<b>36,172</b>	<b>49,794</b>	<b>19,807</b>	<b>6,576</b>	<b>2,640</b>	<b>13,565</b>	<b>23,813</b>
<i>Manufactured (III. F)—</i>										
Egypt ... .. Value.										100
Other British Possessions ... .. Value.						1	26		75	27
<b>TOTAL, BRITISH EMPIRE ... Value.</b>	<b>1</b>	<b>26</b>				<b>1</b>	<b>26</b>		<b>75</b>	<b>127</b>

No. 7—continued.

TOTAL QUANTITIES and VALUE of ARTICLES IMPORTED—continued.

ARTICLES, AND COUNTRIES OF CONSIGNMENT.	QUANTITIES.					VALUE.				
	1916-1917.	1917-1918.	1918-1919.	1919-1920.	1920-1921.	1916-1917.	1917-1918.	1918-1919.	1919-1920.	1920-1921.
<b>Ivory—continued.</b>						£	£	£	£	£
<i>Manufactured (III. F)—continued.</i>										
Japan... ..Value.						110				
Other Foreign Countries... ..Value.						60	1		3	3
<b>TOTAL, FOREIGN COUNTRIES</b> ...Value.						170	1		3	3
<b>TOTAL, BRITISH EMPIRE AND FOREIGN COUNTRIES</b> ...Value.						171	27		77	143
<b>Jewellery (not being imitation Jewellery) including Precious Stones and Pearls unset, also Plate of Gold and Silver—</b>										
<i>Jewellery (c) (III. F)—</i>							0			
United Kingdom... ..Value.									133	
Other British Possessions... ..Value.						25	1	20		31
<b>TOTAL, BRITISH EMPIRE</b> ...Value.						25	1	23	133	31
Gairan... ..Value.								267		
D'Jibouti... ..Value.										
Other Foreign Countries... ..Value.						3				
<b>TOTAL FOREIGN COUNTRIES</b> ...Value.						3		267		
<b>TOTAL, BRITISH EMPIRE AND FOREIGN COUNTRIES</b> ...Value.						40	1	290	133	31
<i>Plate of Gold and Silver (b) (III. F.)</i>										
Bombay... ..Value.									100	733
traits Settlement... ..Value.									737	697
United Kingdom... ..Value.									100	148
Other British Possessions... ..Value.						60	77			
<b>TOTAL, BRITISH EMPIRE</b> ...Value.						60	77		673	1,328
Austria... ..Value.										124
Other Foreign Countries... ..Value.										67
<b>TOTAL, FOREIGN COUNTRIES</b> ...Value.										191
<b>TOTAL, BRITISH EMPIRE AND FOREIGN COUNTRIES</b> ...Value.						60	77		673	1,327
<b>Lac—</b>										
<i>Stick and Seed (II B.)</i>										
Other British Possessions... ..Cwt.	2	3				7	20			
<b>TOTAL, BRITISH EMPIRE</b> ... ..Cwt.	2	3				7	20			
<i>Shell and Button (II B.)</i>										
Other Foreign Countries... ..Cwt.										
<b>TOTAL, FOREIGN COUNTRIES</b> ... ..Cwt.										
<b>TOTAL, BRITISH EMPIRE AND FOREIGN COUNTRIES</b> ... ..Cwt.										
<b>Leather—</b>										
<i>Hides, tanned or dressed (III. F)—</i>										
Somaliard... ..Cwt. & No.			51					113		
India—Bombay... ..Cwt. & No.	481	65	171	625	373	1,913	20	723	1,923	949
Other British Possessions... ..Cwt. & No.	10	2		15	6	23	3	3	20	20
<b>TOTAL, BRITISH EMPIRE</b> ... ..Cwt. & No.	441	67	273	625	379	1,946	23	654	1,963	973
	4,407	641	3,319	4,319	3,406					

No. 7—continued.

612 TOTAL QUANTITIES and VALUE of ARTICLES IMPORTED—continued.

ARTICLES, AND COUNTRIES OF CONSIGNMENT.	QUANTITIES.					VALUE.				
	1916-1917.	1917-1918.	1918-1919.	1919-1920.	1920-1921.	1916-1917.	1917-1918.	1918-1919.	1919-1920.	1920-1921.
<i>Leather—continued.</i>										
<i>Hides, tanned or dressed (III. 1)—continued.</i>										
Other Foreign Countries... Cwt. & No.			1		1					
			7		5					
TOTAL, FOREIGN COUNTRIES... Cwt. & No.			1		1					
			7		5					
TOTAL, BRITISH EMPIRE AND FOREIGN COUNTRIES... Cwt. & No.	441	57	223	453	281½	1,944	143	887	1,020	873
	4,407	661	2,233	4,519	2,810					
<i>Skins, tanned or dressed (III. 1)—</i>										
India—Bombay... Cwt. & No.			5							
			380					171		
Egypt... Cwt. & No.					15					120
					1,200					
Suskin... Cwt. & No.										
Other British Possessions... Cwt. & No.			1	4	3					
	88		37	267	243	6		4	62	62
TOTAL, BRITISH EMPIRE... Cwt. & No.	39		397	267	1,442	6		175	62	168
Jeddah... Cwt. & No.	510		348	205	183	3,363		13,256	1,919	1,061
	40,630		27,880	18,380	14,600					
Other Foreign Countries... Cwt. & No.	11			6	18	57			53	31
	800			500	1,005					
Galkan... Cwt. & No.	61					333				
	4,880									
Italian East Africa... Cwt. & No.				90						
				23,880					870	
Mossawah... Cwt. & No.										
TOTAL, FOREIGN COUNTRIES... Cwt. & No.	533		348	301	196	3,753		3,256	3,842	1,092
	48,600		27,880	48,680	15,806					
TOTAL, BRITISH EMPIRE AND FOREIGN COUNTRIES... Cwt. & No.	821	67	354	306	214	3,759	143	3,431	2,904	1,274
	48,538	661	28,257	48,947	17,047					
TOTAL, HIDES AND SKINS, TANNED OR DRESSED... Cwt. & No.	1,023½	67	577	757	495½	5,708	143	4,288	4,594	2,347
	50,945	661	30,493	50,400	9,887 1/15					
<i>Umwong III. (1)—</i>										
Other British Possessions... Cwt.		1		4	2		1		13	1
TOTAL, BRITISH EMPIRE... Cwt.		1		4	2		1		13	1
D'Jibouti... Cwt.	78					65				
Other Foreign Countries... Cwt.				6					17	
TOTAL, FOREIGN COUNTRIES... Cwt.	78			6		65			17	
TOTAL, BRITISH EMPIRE AND FOREIGN COUNTRIES... Cwt.	78	1		10	18	65	1		30	1
<i>Manufactures excluding boots and shoes and belting for machinery (a)—</i>										
<i>Bags and Trunks (III. 1)—</i>										
Bombay... Value.									627	293
United Kingdom... Value.						83		71	243	26
Other British Possessions... Value.						19	54	3		
TOTAL, BRITISH EMPIRE... Value.						101	54	74	870	319
Other Foreign Countries... Value.						17				79
TOTAL, FOREIGN COUNTRIES... Value.						17				79
TOTAL, BRITISH EMPIRE AND FOREIGN COUNTRIES... Value.						118	54	74	870	414
<i>Saddlery and Harness (A) (III. 1)—</i>										
United Kingdom... Value.									272	104
India—Bombay... Value.									343	365
Other British Possessions... Value.						103	67	87		
TOTAL, BRITISH EMPIRE... Value.						103	67	87	615	370
Other Foreign Countries... Value.						47		3	10	17
TOTAL, FOREIGN COUNTRIES... Value.						47		3	10	17
TOTAL, BRITISH EMPIRE AND FOREIGN COUNTRIES... Value.						150	67	90	625	387

No. 7—continued.

TOTAL QUANTITIES and VALUE of ARTICLES IMPORTED—continued.

ARTICLES AND COUNTRIES OF CONSIGNMENT.	QUANTITIES.					VALUE.				
	1916-1917.	1917-1918.	1918-1919.	1919-1920.	1920-1921.	1916-1917.	1917-1918.	1918-1919.	1919-1920.	1920-1921.
<i>Leather—continued.</i>										
<i>Other sorts (c) (III. J)—</i>										
United Kingdom ... .. Value.	...	...	...	...	...	88	88	227	208	148
India—Bombay ... .. Value.	...	...	...	...	...	...	...	208	420	74
Other British Possessions ... .. Value.	...	...	...	...	...	21	4	48	17	13
<b>TOTAL, BRITISH EMPIRE ... Value.</b>	...	...	...	...	...	<b>147</b>	<b>96</b>	<b>473</b>	<b>645</b>	<b>235</b>
Arabian—Gulf Ports ... .. Value.	...	...	...	...	...	...	...	...	...	...
Austria ... .. Value.	...	...	...	...	...	...	...	...	...	...
Other Foreign Countries ... .. Value.	...	...	...	...	...	89	9	13	48	37
<b>TOTAL, FOREIGN COUNTRIES ... Value.</b>	...	...	...	...	...	<b>89</b>	<b>9</b>	<b>13</b>	<b>48</b>	<b>37</b>
<b>TOTAL, BRITISH EMPIRE AND FOREIGN COUNTRIES ... Value.</b>	...	...	...	...	...	<b>236</b>	<b>105</b>	<b>486</b>	<b>693</b>	<b>272</b>
<i>Ale and Beer (L. D.)—</i>										
<i>In bottles—</i>										
Ceylon ... .. Gals.	...	...	222	...	...	...	...	128	...	...
Egypt, &c. ... .. Gals.	640	1,264	...	...	...	173	228	...	...	...
United Kingdom ... .. Gals.	8,108	8,702	22,748	9,182	9,654	1,888	2,708	9,246	2,887	8,285
Bombay ... .. Gals.	4,264	17,700	7,884	2,825	648	740	4,841	2,229	330	121
Other British Possessions ... .. Gals.	8	186	...	12	104	2	48	...	2	83
<b>TOTAL, BRITISH EMPIRE ... Gals.</b>	<b>13,078</b>	<b>27,952</b>	<b>31,854</b>	<b>11,800</b>	<b>10,800</b>	<b>2,610</b>	<b>8,091</b>	<b>11,913</b>	<b>3,460</b>	<b>8,479</b>
Germany ... .. Gals.	...	...	...	...	613	...	...	...	...	168
Italy ... .. Gals.	...	2,170	...	...	...	...	1,101	...	...	...
Moscow ... .. Gals.	...	...	767	...	...	...	...	287	...	...
Denmark ... .. Gals.	3,323	...	...	...	...	608	...	...	...	...
Italian East Africa ... .. Gals.	...	211	...	...	...	...	107	...	...	...
Holland ... .. Gals.	...	...	...	...	244	...	...	...	...	108
Other Foreign Countries ... .. Gals.	465	439	71	5	15	88	97	40	2	6
<b>TOTAL, FOREIGN COUNTRIES ... Gals.</b>	<b>3,815</b>	<b>2,920</b>	<b>838</b>	<b>5</b>	<b>783</b>	<b>867</b>	<b>1,305</b>	<b>337</b>	<b>2</b>	<b>261</b>
<b>TOTAL, BRITISH EMPIRE AND FOREIGN COUNTRIES ... Gals.</b>	<b>16,893</b>	<b>31,872</b>	<b>32,732</b>	<b>11,805</b>	<b>10,983</b>	<b>3,477</b>	<b>9,396</b>	<b>12,250</b>	<b>3,462</b>	<b>8,740</b>
<i>Ale and Beer (L. D.)—</i>										
<i>In Bulk—</i>										
United Kingdom ... .. Gals.	72,145	11,904	...	5,568	2,640	6,228	1,268	...	628	571
Bombay ... .. Gals.	2,704	...	...	...	...	262	...	...	...	...
<b>TOTAL, BRITISH EMPIRE ... Gals.</b>	<b>74,849</b>	<b>11,904</b>	...	<b>5,568</b>	<b>2,640</b>	<b>6,490</b>	<b>1,268</b>	...	<b>628</b>	<b>571</b>
<b>TOTAL, BRITISH EMPIRE AND FOREIGN COUNTRIES ... Gals.</b>	<b>74,849</b>	<b>11,904</b>	...	<b>5,568</b>	<b>2,640</b>	<b>6,490</b>	<b>1,268</b>	...	<b>628</b>	<b>571</b>
<i>Shrub and Porter—</i>										
<i>In bottle—</i>										
Other British Possessions ... .. Gals.	...	70	128	128	...	...	25	58	68	...
United Kingdom ... .. Gals.	2,163	2,681	4,828	4,546	1,917	509	1,008	2,468	1,505	645
<b>TOTAL, BRITISH EMPIRE ... Gals.</b>	<b>2,163</b>	<b>2,751</b>	<b>4,956</b>	<b>4,674</b>	<b>1,917</b>	<b>509</b>	<b>1,033</b>	<b>2,526</b>	<b>1,573</b>	<b>645</b>
Stout and Porter—										
<i>In Bulk—</i>										
Other British Possessions ... .. Gals.	...	199	...	...	...	...	59	...	...	...
United Kingdom ... .. Gals.	...	...	...	...	...	...	...	...	...	...
<b>TOTAL, BRITISH EMPIRE ... Gals.</b>	...	<b>199</b>	...	...	...	...	<b>59</b>	...	...	...
Other Foreign Countries ... .. Gals.	...	...	...	...	...	...	...	...	...	...
<b>TOTAL, BRITISH EMPIRE AND FOREIGN COUNTRIES ... Gals.</b>	...	<b>199</b>	...	...	...	...	<b>59</b>	...	...	...

TOTAL QUANTITIES and VALUE of ARTICLES IMPORTED—continued.

ARTICLES, AND COUNTRIES OF ORIGIN.	QUANTITIES.					VALUE.				
	1916-1917.	1917-1918.	1918-1919.	1919-1920.	1920-1921.	1916-1917.	1917-1918.	1918-1919.	1919-1920.	1920-1921.
<b>Liquors—continued.</b>										
<i>Cider and other fermented liquors (I D)—</i>										
Other British Possessions ... Gals.	...	118	90	24	...	...	53	43	13	...
United Kingdom ... ..	243	...	179	238	125	77	...	81	121	78
TOTAL, BRITISH EMPIRE ... Gals.	243	118	269	262	125	77	53	124	133	78
Other Foreign Countries ... Gals.	...	...	...	...	...	...	...	...	...	...
TOTAL, FOREIGN COUNTRIES ... Gals.	...	...	...	...	...	...	...	...	...	...
TOTAL, BRITISH EMPIRE AND FOREIGN COUNTRIES ... Gals.	243	118	269	262	125	77	53	124	133	78
<i>Spirit, Brandy (a) (I D)—</i>										
Egypt ... ..	L. Gals. 634	696	733	1,063	472	167	305	493	1,178	271
...	P. " 611	687	725	1,536	464	...	...	...	...	...
United Kingdom ... ..	L. Gals. 1,291	804	339	1,011	804	641	639	647	1,194	608
...	P. " 1,171	716	268	854	639	...	...	...	...	...
Bombay ... ..	L. Gals. ...	661	410	950	803	...	355	221	404	330
...	P. " ...	1,114	664	1,554	1,320	...	...	...	...	...
Other British Possessions ...	L. Gals. 283	...	6	...	9	60	...	7	...	23
...	P. " 470	...	5	...	7	...	...	...	...	...
TOTAL, BRITISH EMPIRE ...	L. Gals. 2,300	2,161	1,533	3,623	2,083	871	1,359	1,368	2,776	1,512
...	P. " 2,152	2,517	1,682	3,996	2,434	...	...	...	...	...
France ... ..	L. Gals. 1,406	276	327	448	341	1,076	215	371	425	337
...	P. " 1,265	224	267	411	272	...	...	...	...	...
Holland ... ..	L. Gals. 134	...	...	...	...	70	...	...	...	...
...	P. " 111	...	...	...	...	...	...	...	...	...
Spain ... ..	L. Gals. ...	...	100	...	...	...	...	153	...	...
...	P. " ...	...	91	...	...	...	...	...	...	...
Egypt ... ..	L. Gals. ...	...	...	...	...	...	...	...	...	...
...	P. " ...	...	...	...	...	...	...	...	...	...
Germany ... ..	L. Gals. ...	...	...	...	...	...	...	...	...	...
...	P. " ...	...	...	...	...	...	...	...	...	...
Other Foreign Countries ...	L. Gals. 23	23	...	...	...	26	56	...	...	...
...	P. " 19	23	...	...	...	...	...	...	...	...
TOTAL, FOREIGN COUNTRIES ...	L. Gals. 1,643	304	457	443	343	1,172	271	504	425	337
...	P. " 1,365	247	363	411	292	...	...	...	...	...
TOTAL, BRITISH EMPIRE AND FOREIGN COUNTRIES ...	L. Gals. 3,943	2,465	1,990	4,071	2,427	2,043	1,570	1,872	3,201	1,849
...	P. " 3,547	3,764	2,040	4,407	2,716	...	...	...	...	...
<i>Spirit—Gin (b) (I D)—</i>										
United Kingdom ... ..	L. Gals. 1,102	1,749	1,536	1,397	1,268	548	1,202	2,370	1,238	937
...	P. " 824	1,326	1,119	1,023	953	...	...	...	...	...
Calcutta ... ..	L. Gals. ...	...	116	...	...	...	...	252	...	...
...	P. " ...	...	87	...	...	...	...	...	...	...
Egypt ... ..	L. Gals. ...	...	77	106	...	...	...	140	60	...
...	P. " ...	...	57	74	...	...	...	...	...	...
Other British Possessions ...	L. Gals. 38	91	12	78	36	19	61	27	53	32
...	P. " 29	70	9	53	31	...	...	...	...	...
TOTAL, BRITISH EMPIRE ...	L. Gals. 1,140	1,840	1,731	1,531	1,306	567	1,266	2,769	1,381	969
...	P. " 833	1,396	1,273	1,150	984	...	...	...	...	...
Holland ... ..	Gals. ...	...	...	...	...	...	...	...	...	...
Other Foreign Countries ...	L. Gals. 38	...	...	...	...	17	...	...	...	...
...	P. " 23	...	...	...	...	...	...	...	...	...
TOTAL, FOREIGN COUNTRIES ...	L. Gals. 38	...	...	...	...	17	...	...	...	...
...	P. " 23	...	...	...	...	...	...	...	...	...
TOTAL, BRITISH EMPIRE AND FOREIGN COUNTRIES ...	L. Gals. 1,178	1,840	1,731	1,531	1,306	584	1,266	2,769	1,381	990
...	P. " 836	1,396	1,273	1,150	984	...	...	...	...	...
<i>Liquors (c) (I D)—</i>										
Egypt ... ..	Gals. ...	...	...	474	183	...	...	...	239	110
Bombay ... ..	...	...	...	...	...	...	...	...	...	...
United Kingdom ... ..	...	71	51	143	363	226	69	90	159	639
Ceylon ... ..	...	...	39	...	...	...	...	163	...	...
Other British Possessions ...	...	46	49	38	42	20	64	51	73	67
TOTAL, BRITISH EMPIRE ... Gals.	166	117	204	655	559	246	153	462	611	766
France ... ..	...	...	29	51	...	...	...	69	78	...
Other Foreign Countries ... Gals.	38	55	14	5	31	35	43	24	7	17
TOTAL, FOREIGN COUNTRIES ... Gals.	38	55	43	56	31	35	24	93	85	17
TOTAL, BRITISH EMPIRE AND FOREIGN COUNTRIES ... Gals.	204	172	247	711	590	281	196	555	696	783

No. 7—continued.

TOTAL QUANTITIES and VALUE of ARTICLES IMPORTED—continued.

615

ARTICLES, AND COUNTRIES OF CONSIGNMENT.	QUANTITIES.					VALUE.				
	1916-1917.	1917-1918.	1918-1919.	1919-1920.	1920-1921.	1916-1917.	1917-1918.	1918-1919.	1919-1920.	1920-1921.
<b>Liquors—continued.</b>										
<b>Spirit—continued.</b>										
<i>Raw (S) (I D) —</i>										
Bombay	L. Gals. 331	612	676	785	921	110	304	341	389	431
	P. " 227	1,031	1,441	1,309	1,320					
Egypt	L. Gals. 452	456	311	246	200	133	188	170	172	104
	P. " 463	475	320	260	200					
United Kingdom	L. Gals. 463	475	320	260	200	68				
	P. " 307									
Mauritius	L. Gals. 445				70					
	P. " 64				64					50
Other British Possessions	L. Gals. 1,000	2,106	2,238	2,600	1,273	207	941	1,113	1,239	671
	P. " 1,458	2,341	2,690	4,274	2,011					
TOTAL, BRITISH EMPIRE	L. Gals. 2,458	4,247	4,468	5,200	2,544	207	941	1,113	1,239	671
	P. " 1,458	2,341	2,690	4,274	2,011					
Germany	L. Gals. 2	87		1	30	1	88			23
	P. " 1	47		1	24					
Other Foreign Countries	L. Gals. 3	87		1	30	1	88			23
	P. " 1	47		1	24					23
TOTAL, FOREIGN COUNTRIES	L. Gals. 5	134		2	60	2	136			46
	P. " 2	94		2	48					46
TOTAL, BRITISH EMPIRE AND FOREIGN COUNTRIES	L. Gals. 2,463	4,381	4,470	5,202	2,604	209	1,077	1,113	1,239	717
	P. " 1,460	2,435	2,690	4,276	2,059					717
<b>Whisky (S) (I D) —</b>										
United Kingdom	L. Gals. 6,096	5,898	6,328	4,861	4,218	4,031	4,395	7,978	8,163	
	P. " 5,122	4,877	5,039	3,700	3,443					
Ceylon	L. Gals. 81							119		
	P. " 68									
Gibraltar	L. Gals. 107									123
	P. " 119									
Egypt	L. Gals. 87								141	
	P. " 71			70						
Bombay	L. Gals. 418	665	236	267		264	606	304	286	
	P. " 453	780	223	208						
Other British Possessions	L. Gals. 6,414	6,568	6,614	5,026	4,266	4,295	5,001	8,282	8,449	6,616
	P. " 5,008	5,728	5,308	4,047	3,443					
TOTAL, BRITISH EMPIRE	L. Gals. 12,828	12,136	12,228	10,052	8,732	8,590	10,002	16,564	16,893	13,232
	P. " 10,466	10,545	10,616	7,754	6,886					
Other Foreign Countries	L. Gals. 80	81		18	61	18	81		18	21
	P. " 23	42		12	44					107
Moscow	L. Gals. 61									107
	P. " 42									
TOTAL, FOREIGN COUNTRIES	L. Gals. 80	81		18	61	18	81		18	128
	P. " 23	42		12	44					107
TOTAL, BRITISH EMPIRE AND FOREIGN COUNTRIES	L. Gals. 12,908	12,217	12,228	10,070	8,793	8,608	10,083	16,582	16,911	13,360
	P. " 10,489	10,587	10,628	7,766	6,930					13,360
<b>Spirits present in Drugs, Medicines or Chemical (I D) —</b>										
Other British Possessions	L. Gals. 6	17				5	20			
	P. " 2	6								
United Kingdom	L. Gals. 6	17				5	20			
	P. " 2	6								
TOTAL, BRITISH EMPIRE	L. Gals. 12	34				10	40			
	P. " 4	12								
Other Foreign Countries	L. Gals. 6	17				5	20			
	P. " 2	6								
TOTAL, FOREIGN COUNTRIES	L. Gals. 12	34				10	40			
	P. " 4	12								
TOTAL, BRITISH EMPIRE AND FOREIGN COUNTRIES	L. Gals. 24	68				20	80			
	P. " 8	24								
<b>Spirits, perfumed (III F) —</b>										
Bombay	L. Gals. 60	61	28	150	207	174	170	644	610	665
United Kingdom	L. Gals. 11		117	97	8	30	58		75	10
Other British Possessions	L. Gals. 80	44	125	175	215	204	228	648	685	675
	P. " 11		14	18	66	27	23	87	77	82
TOTAL, BRITISH EMPIRE	L. Gals. 151	105	330	432	430	435	456	1,339	1,372	1,350
	P. " 22		32	36	74	54	51	174	154	92
France	L. Gals. 11	26	14	103	69	27	113		600	249
Other Foreign Countries	L. Gals. 11	26	14	103	69	27	113		600	249
Djibouti	L. Gals. 11	26	14	103	69	27	113		600	249
	P. " 1	77	180	230	264	231	250	631	1,212	1,223
TOTAL, FOREIGN COUNTRIES	L. Gals. 11	26	14	103	69	27	113		600	249
	P. " 1	77	180	230	264	231	250	631	1,212	1,223
TOTAL, BRITISH EMPIRE AND FOREIGN COUNTRIES	L. Gals. 162	131	344	535	499	462	569	1,939	2,584	1,599
	P. " 23	77	212	296	338	285	275	1,275	1,466	1,312

No. 7—continued.

616

TOTAL QUANTITIES and VALUE of ARTICLES IMPORTED—continued.

ARTICLES, AND COUNTRIES OF CONSIGNMENT.	QUANTITIES.					VALUE.				
	1916-1917.	1917-1918.	1918-1919.	1919-1920.	1920-1921.	1916-1917.	1917-1918.	1918-1919.	1919-1920.	1920-1921.
<b>Liquors—continued.</b>										
<b>Spirit—continued.</b>										
<i>Spirit, methylated (III F)—</i>										
Bombay ... .. L. Gals.	.....	.....	850	.....	.....	.....	.....	290	.....	.....
Calcutta ... .. "	572	.....	.....	.....	.....	114	.....	.....	.....	.....
Other British Possessions ... .. "	20	20	10	25	249	3	6	3	5	63
United Kingdom ... .. "	.....	.....	300	.....	.....	.....	.....	100	.....	.....
<b>TOTAL, BRITISH EMPIRE ... L. Gals.</b>	<b>592</b>	<b>20</b>	<b>1,160</b>	<b>25</b>	<b>249</b>	<b>117</b>	<b>6</b>	<b>389</b>	<b>5</b>	<b>63</b>
<i>Other Spirits (J) (I D)—</i>										
Zanibar ... .. Gals.	.....	.....	.....	12	.....	.....	.....	.....	67	.....
United Kingdom ... .. { L. Gals.	208	205	296	240	246	525	459	1,108	723	635
... .. { P. "	.....	155	.....	.....	.....					
Other British Possessions ... Gals.	1	5	7	2	.....	1	19	49	13	.....
<b>TOTAL, BRITISH EMPIRE ... { L. Gals.</b>	<b>209</b>	<b>210</b>	<b>299</b>	<b>264</b>	<b>246</b>	<b>526</b>	<b>478</b>	<b>1,241</b>	<b>803</b>	<b>635</b>
... .. { P. "	.....	159	.....	.....	.....					
Other Foreign Countries ... .. { L. Gals.	22	18	11	9	11	25	8	35	38	20
... .. { P. "	.....	4	.....	.....	.....					
<b>TOTAL, FOREIGN COUNTRIES ... { L. Gals.</b>	<b>22</b>	<b>18</b>	<b>11</b>	<b>9</b>	<b>11</b>	<b>25</b>	<b>8</b>	<b>35</b>	<b>38</b>	<b>20</b>
... .. { P. "	.....	4	.....	.....	.....					
<b>TOTAL, BRITISH EMPIRE AND FOREIGN COUNTRIES ... { L. Gals.</b>	<b>301</b>	<b>228</b>	<b>304</b>	<b>263</b>	<b>257</b>	<b>551</b>	<b>486</b>	<b>1,276</b>	<b>841</b>	<b>655</b>
... .. { P. "	.....	162	.....	.....	.....					
<b>TOTAL SPIRITS (INCLUDING SPIRITS PARFUMED) ... L. Gal.</b>	<b>18,861</b>	<b>18,605</b>	<b>14,435</b>	<b>15,690</b>	<b>11,059</b>	<b>9,463</b>	<b>10,656</b>	<b>16,990</b>	<b>15,013</b>	<b>11,200</b>
... .. { P. "	<b>11,525</b>	<b>12,496</b>	<b>11,316</b>	<b>13,892</b>	<b>9,345</b>					
<b>Wines—</b>										
<i>Champagne and other Sparkling Wines (a) (I D)—</i>										
Egypt ... .. Gals.	.....	.....	.....	21	.....	.....	.....	.....	68	.....
Bombay ... .. "	.....	36	.....	22	.....	.....	104	.....	79	.....
United Kingdom ... .. "	68	78	.....	99	198	203	154	.....	215	429
Other British Possessions ... .. "	2	4	19	9	14	4	13	46	39	60
Gibraltar ... .. "	36	76	.....	.....	.....	68	182	.....	.....	.....
<b>TOTAL, BRITISH EMPIRE ... Gals.</b>	<b>126</b>	<b>194</b>	<b>19</b>	<b>151</b>	<b>312</b>	<b>295</b>	<b>468</b>	<b>46</b>	<b>401</b>	<b>469</b>
Djibouti ... .. Gals.	.....	63	23	38	48	.....	16	89	93	68
France ... .. "	.....	.....	.....	76	93	.....	.....	.....	160	173
Italy ... .. "	.....	.....	.....	67	.....	.....	.....	.....	129	.....
Other Foreign Countries ... .. "	27	5	22	2	27	45	14	26	8	21
<b>TOTAL, FOREIGN COUNTRIES ... Gals.</b>	<b>27</b>	<b>67</b>	<b>45</b>	<b>182</b>	<b>163</b>	<b>45</b>	<b>182</b>	<b>115</b>	<b>388</b>	<b>293</b>
<b>TOTAL, BRITISH EMPIRE AND FOREIGN COUNTRIES ... Gals.</b>	<b>153</b>	<b>261</b>	<b>64</b>	<b>333</b>	<b>475</b>	<b>340</b>	<b>650</b>	<b>161</b>	<b>789</b>	<b>762</b>
<i>Port (b) (I D)—</i>										
United Kingdom ... .. Gals.	260	496	321	504	502	138	350	332	381	393
Other British Possessions ... .. "	.....	40	96	45	24	.....	54	83	54	41
Gibraltar ... .. "	61	.....	.....	.....	.....	80	.....	.....	.....	.....
<b>TOTAL, BRITISH EMPIRE ... Gals.</b>	<b>321</b>	<b>536</b>	<b>417</b>	<b>549</b>	<b>526</b>	<b>218</b>	<b>404</b>	<b>414</b>	<b>435</b>	<b>434</b>
Other Foreign Countries ... .. "	14	14	11	.....	54	7	13	8	.....	21
<b>TOTAL, FOREIGN COUNTRIES ... Gals.</b>	<b>14</b>	<b>14</b>	<b>11</b>	<b>.....</b>	<b>54</b>	<b>7</b>	<b>13</b>	<b>8</b>	<b>.....</b>	<b>21</b>
<b>TOTAL, BRITISH EMPIRE AND FOREIGN COUNTRIES ... Gals.</b>	<b>335</b>	<b>550</b>	<b>428</b>	<b>549</b>	<b>580</b>	<b>225</b>	<b>417</b>	<b>422</b>	<b>435</b>	<b>455</b>
<i>Still, Red Wines, other than Port (c) (I D)—</i>										
United Kingdom ... .. Gals.	.....	.....	.....	164	.....	.....	.....	.....	126	.....
Other British Possessions ... .. "	21	20	123	1	71	10	9	120	1	63
Egypt ... .. "	.....	.....	.....	568	117	.....	.....	.....	257	127
<b>TOTAL, BRITISH EMPIRE ... Gals.</b>	<b>21</b>	<b>20</b>	<b>123</b>	<b>733</b>	<b>188</b>	<b>10</b>	<b>9</b>	<b>120</b>	<b>258</b>	<b>190</b>
France ... .. Gals.	133	.....	.....	.....	.....	79	.....	.....	.....	.....
Italy ... .. "	353	.....	431	325	.....	95	.....	223	175	.....
Djibouti ... .. "	.....	.....	.....	276	.....	.....	.....	.....	168	.....
Other Foreign Countries ... .. "	263	231	55	159	400	67	67	14	67	116
<b>TOTAL, FOREIGN COUNTRIES ... Gals.</b>	<b>757</b>	<b>231</b>	<b>476</b>	<b>760</b>	<b>460</b>	<b>242</b>	<b>65</b>	<b>237</b>	<b>345</b>	<b>116</b>
<b>TOTAL, BRITISH EMPIRE AND FOREIGN COUNTRIES ... Gals.</b>	<b>778</b>	<b>251</b>	<b>599</b>	<b>1,498</b>	<b>648</b>	<b>267</b>	<b>74</b>	<b>357</b>	<b>781</b>	<b>306</b>



No. 7—continued.

TOTAL QUANTITIES and VALUE of ARTICLES IMPORTED—continued.

617

ARTICLES, AND COUNTRIES OF CONSIGNMENT.	QUANTITIES.					VALUE.				
	1916-1917.	1917-1918.	1918-1919.	1919-1920.	1920-1921.	1916-1917.	1917-1918.	1918-1919.	1919-1920.	1920-1921.
<b>Liquors—continued.</b>										
<b>Wines—continued.</b>										
<i>Sherry, Madeira and Marsala (A) (F D)</i>										
United Kingdom ... Gals.	161	155	79	139	291	96	118	97	110	317
Other British Possessions ...	2	63	69	91	81	2	53	66	77	69
Gibraltar ...	184	...	...	177	...	80	...	...	101	...
<b>TOTAL, BRITISH EMPIRE ... Gals.</b>	<b>347</b>	<b>218</b>	<b>148</b>	<b>307</b>	<b>372</b>	<b>188</b>	<b>168</b>	<b>163</b>	<b>208</b>	<b>386</b>
Other Foreign Countries ... Gals.	18	83	30	60	6	10	26	40	30	6
<b>TOTAL, FOREIGN COUNTRIES ... Gals.</b>	<b>18</b>	<b>83</b>	<b>30</b>	<b>60</b>	<b>6</b>	<b>10</b>	<b>26</b>	<b>40</b>	<b>30</b>	<b>6</b>
<b>TOTAL, BRITISH EMPIRE AND FOREIGN COUNTRIES ... Gals.</b>	<b>365</b>	<b>270</b>	<b>178</b>	<b>407</b>	<b>378</b>	<b>198</b>	<b>194</b>	<b>203</b>	<b>238</b>	<b>392</b>
<i>Still, White Wines other than Sherry, Madeira and Marsala (e) (F D)</i>										
Other British Possessions ... L. Gals.	50	...	64	61	...	25	...	64	68	...
<b>TOTAL, BRITISH EMPIRE ... L. Gals.</b>	<b>50</b>	<b>...</b>	<b>64</b>	<b>61</b>	<b>...</b>	<b>25</b>	<b>...</b>	<b>64</b>	<b>68</b>	<b>...</b>
Other Foreign Countries ... L. Gals.	77	...	48	6	171	45	...	17	5	36
FRANCE ...	...	...	...	135	...	...	...	...	79	...
<b>TOTAL, FOREIGN COUNTRIES ... L. Gals.</b>	<b>77</b>	<b>...</b>	<b>48</b>	<b>141</b>	<b>171</b>	<b>45</b>	<b>...</b>	<b>17</b>	<b>79</b>	<b>36</b>
<b>TOTAL, BRITISH EMPIRE AND FOREIGN COUNTRIES ... L. Gals.</b>	<b>127</b>	<b>...</b>	<b>112</b>	<b>202</b>	<b>171</b>	<b>70</b>	<b>...</b>	<b>81</b>	<b>147</b>	<b>96</b>
<i>Misc. Spirits, including Vermouth and Ginger Wine (f) (F D)</i>										
Bombay ... L. Gals.	...	...	115	...	...	...	...	126	...	...
United Kingdom ... L. Gals.	170	230	70	218	...	75	107	60	184	...
Gibraltar ...	...	...	...	...	...	...	...	...	...	...
Ceylon ... L. Gals.	...	...	99	...	...	...	...	130	...	...
Other British Possessions ... Gals.	125	215	57	50	197	59	122	23	37	106
Egypt ... L. Gals.	...	...	423	270	345	...	...	289	183	167
<b>TOTAL, BRITISH EMPIRE ... Gals.</b>	<b>295</b>	<b>445</b>	<b>705</b>	<b>555</b>	<b>803</b>	<b>134</b>	<b>230</b>	<b>678</b>	<b>406</b>	<b>273</b>
Djibouti ... Gals.	...	166	183	...	...	...	74	144	...	...
FRANCE ...	900	866	481	...	233	361	311	409	...	114
Italy ...	412	572	261	265	315	159	183	270	220	103
Egypt ...	...	...	...	...	...	...	...	...	...	...
Other Foreign Countries ...	308	21	711	113	96	62	7	95	64	68
<b>TOTAL, FOREIGN COUNTRIES ... Gals.</b>	<b>1,721</b>	<b>1,275</b>	<b>1,562</b>	<b>379</b>	<b>642</b>	<b>621</b>	<b>877</b>	<b>807</b>	<b>314</b>	<b>306</b>
<b>TOTAL, BRITISH EMPIRE AND FOREIGN COUNTRIES ... Gals.</b>	<b>1,946</b>	<b>1,719</b>	<b>2,467</b>	<b>913</b>	<b>1,445</b>	<b>715</b>	<b>807</b>	<b>1,485</b>	<b>720</b>	<b>540</b>
<b>TOTAL, WINES ... Gals.</b>	<b>3,613</b>	<b>3,061</b>	<b>3,935</b>	<b>3,940</b>	<b>3,826</b>	<b>1,514</b>	<b>2,129</b>	<b>2,277</b>	<b>2,144</b>	<b>2,520</b>
<b>TOTAL, LIQUORS (INCLUDING PERFUMED SPIRITS) —</b>										
L. Gals.	111,622	69,536	87,400	61,941	81,030	30,296	24,648	34,707	34,087	18,701
P. ..	11,526	17,186	11,218	12,692	9,946	...	...	...	...	...
<b>Machinery and Millwork—</b>										
<i>Wine-motors (other than electrical) (b) (F D)</i>										
<i>Others (including those for Railways) (c)</i>										
Bombay ... Value.	...	...	...	...	...	...	...	2,000	...	...
United Kingdom ... Value.	...	...	...	...	...	...	...	...	116	1,17
<b>TOTAL, BRITISH EMPIRE ... Value.</b>	<b>...</b>	<b>...</b>	<b>...</b>	<b>...</b>	<b>...</b>	<b>...</b>	<b>...</b>	<b>2,000</b>	<b>116</b>	<b>1,17</b>
<b>TOTAL, BRITISH EMPIRE AND FOREIGN COUNTRIES ... Value.</b>	<b>...</b>	<b>...</b>	<b>...</b>	<b>...</b>	<b>...</b>	<b>...</b>	<b>...</b>	<b>2,000</b>	<b>116</b>	<b>1,47</b>

No. 7—continued.

618

TOTAL QUANTITIES and VALUE of ARTICLES IMPORTED—continued.

ARTICLES, AND COUNTRIES OF ORIGIN.	QUANTITIES.					VALUE.				
	1916-1917.	1917-1918.	1918-1919.	1919-1920.	1920-1921.	1916-1917.	1917-1918.	1918-1919.	1919-1920.	1920-1921.
<b>Machinery and Millwork—continued.</b>						2	2	2	4	2
<i>Electrical machinery of all kinds, not including instruments, apparatus, appliances and parts thereof (b) (III J)—</i>										
<i>Generators (b) (III J)—</i>										
Bombay ... .. Value.									67	67
Other British Possessions ... .. Value.										27
United Kingdom ... .. Value.									225	100
<b>TOTAL, BRITISH EMPIRE ... Value.</b>									292	124
<b>OTHER FOREIGN COUNTRIES ... Value.</b>									9	26
<b>TOTAL, BRITISH EMPIRE AND FOREIGN COUNTRIES ... Value.</b>									301	150
<i>Motors (b) (III J)—</i>										
<b>TOTAL, BRITISH EMPIRE ... Value.</b>										
<b>Other Foreign Countries ... Value.</b>										8
United States ... .. Value.										22
Italy ... .. Value.										22
<b>TOTAL, FOREIGN COUNTRIES ... Value.</b>										9
<b>TOTAL, BRITISH EMPIRE AND FOREIGN COUNTRIES ... Value.</b>										8
<i>Other kinds (b) (III J)—</i>										
Other British Possessions ... .. Value.								20	23	7
United Kingdom ... .. Value.										96
<b>TOTAL, BRITISH EMPIRE ... Value.</b>								20	33	103
<b>Djibouti ... .. Value.</b>										
<b>Other Foreign Countries ... Value.</b>									7	
<b>TOTAL, FOREIGN COUNTRIES ... Value.</b>									7	
<b>TOTAL, BRITISH EMPIRE AND FOREIGN COUNTRIES ... Value.</b>									20	103
<i>Machinery not being prime movers or electrical machinery—</i>										
<i>    Powered water making machines (c) (III J)—</i>										
Other British possessions ... .. Value.										16
United Kingdom ... .. Value.						6			230	153
<b>TOTAL, BRITISH EMPIRE ... Value.</b>						6			230	206
<b>Other Foreign Countries ... Value.</b>									7	
<b>TOTAL, FOREIGN COUNTRIES ... Value.</b>									7	
<b>TOTAL, BRITISH EMPIRE AND FOREIGN COUNTRIES ... Value.</b>						6			237	206
<i>Agricultural Machinery (c) (III J)—</i>										
<b>TOTAL, FOREIGN COUNTRIES ... Value.</b>										
<b>TOTAL, BRITISH EMPIRE AND FOREIGN COUNTRIES ... Value.</b>										
<i>Oil crushing and refining machines (c) (III J)—</i>										
United Kingdom ... .. Value.										463
Bombay ... .. Value.						180			227	
<b>TOTAL, BRITISH EMPIRE ... Value.</b>						180			227	463
<b>Other Foreign Countries ... Value.</b>										
<b>TOTAL, FOREIGN COUNTRIES ... Value.</b>						3				
<b>TOTAL, BRITISH EMPIRE AND FOREIGN COUNTRIES ... Value.</b>						183			227	463

GENERAL IMPORTS.

SEA-BORNE TRADE.

No. 7—continued.

TOTAL QUANTITIES and VALUE of ARTICLES IMPORTED—continued.

619

ARTICLES, AND COUNTRIES OF CONSIGNMENT.	QUANTITIES.					VALUES.				
	1916-1917.	1917-1918	1918-1919.	1919-1920.	1920-1921	1916-1917.	1917-1918.	1918-1919.	1919-1920.	1920-1921.
<b>Machinery and Millwork—continued.</b>										
<i>Refrigerating machinery (III J)—</i>										
United Kingdom ... .. Value.	.....	.....	.....	.....	.....	.....	.....	.....	.....	71
Other British Possessions ... ..	.....	.....	.....	.....	.....	.....	.....	.....	.....	.....
<b>TOTAL, BRITISH EMPIRE ... Value.</b>	.....	.....	.....	.....	.....	.....	.....	.....	.....	71
Other Foreign Countries ... ..	.....	.....	.....	.....	.....	.....	.....	.....	60	.....
<b>TOTAL, FOREIGN COUNTRIES ...</b>	.....	.....	.....	.....	.....	.....	.....	.....	60	.....
<b>TOTAL, BRITISH EMPIRE AND FOREIGN COUNTRIES ... Value.</b>	.....	.....	.....	.....	.....	.....	.....	.....	60	71
<i>Rice and flour mill Machinery (III J)—</i>										
United Kingdom ... .. Value.	.....	.....	.....	.....	.....	.....	667	.....	.....	.....
Other British Possession ... ..	.....	.....	.....	.....	.....	.....	.....	.....	30	.....
<b>TOTAL, BRITISH EMPIRE ... Value.</b>	.....	.....	.....	.....	.....	.....	667	.....	30	.....
<i>Saw mill and wood working machinery (III J.)</i>										
United Kingdom ... .. Value.	.....	.....	.....	.....	.....	.....	.....	.....	30	184
Other British Possessions ... ..	.....	.....	.....	.....	.....	.....	.....	.....	.....	.....
<b>TOTAL, BRITISH EMPIRE ... Value.</b>	.....	.....	.....	.....	.....	.....	.....	.....	30	184
United States of America ... .. Value.	.....	.....	.....	.....	.....	.....	.....	.....	80	200
Other Foreign Countries ... ..	.....	.....	.....	.....	.....	.....	.....	.....	.....	.....
<b>TOTAL, FOREIGN COUNTRIES Value.</b>	.....	.....	.....	.....	.....	.....	.....	.....	80	200
<b>TOTAL, BRITISH EMPIRE AND FOREIGN COUNTRIES ... Value.</b>	.....	.....	.....	.....	.....	.....	.....	.....	100	384
<i>Boilers (cut) (III J)—</i>										
Bombay ... .. Value.	.....	.....	.....	.....	.....	.....	.....	.....	57	4,200
United Kingdom ... ..	.....	.....	.....	.....	.....	300	35	.....	100	.....
Other British Possessions ... ..	.....	.....	.....	.....	.....	.....	.....	.....	.....	.....
<b>TOTAL, BRITISH EMPIRE ... Value.</b>	.....	.....	.....	.....	.....	300	35	.....	100	4,200
United States ... .. Value.	.....	.....	.....	.....	.....	.....	.....	.....	.....	1,000
Other Foreign Countries ... ..	.....	.....	.....	.....	.....	.....	.....	.....	.....	.....
<b>TOTAL, FOREIGN COUNTRIES ...</b>	.....	.....	.....	.....	.....	.....	.....	.....	.....	1,000
<b>TOTAL, BRITISH EMPIRE AND FOREIGN COUNTRIES ... Value.</b>	.....	.....	.....	.....	.....	300	35	.....	100	5,200
<i>Metal Working Machine (including Machine tools)—</i>										
United Kingdom ... ..	.....	.....	.....	.....	.....	.....	.....	.....	.....	301
<b>TOTAL, BRITISH EMPIRE ... Value.</b>	.....	.....	.....	.....	.....	.....	.....	.....	.....	301
<i>Others—</i>										
Other British Possession ... ..	.....	.....	.....	.....	.....	.....	.....	.....	.....	10
<b>TOTAL BRITISH EMPIRE ... Value.</b>	.....	.....	.....	.....	.....	.....	.....	.....	.....	10
<i>Sewing and knitting Machines and parts thereof—</i>										
<i>Sewing and knitting Machines (xii a) (III J)—</i>										
Egypt ... .. Nos.	100	.....	200	.....	.....	220	.....	720	.....	.....
Other British Possessions ... ..	2	3	9	1	3	17	91	82	2	6
United Kingdom ... ..	509	531	700	1,024	661	1,205	1,807	2,002	4,720	4,167
Zanzibar ... ..	.....	.....	.....	418	28	.....	.....	.....	1,200	217
<b>TOTAL, BRITISH EMPIRE ... Nos.</b>	606	539	909	1,443	693	1,772	1,908	2,804	6,119	4,390
Germany ... .. Nos.	.....	.....	.....	.....	51	.....	.....	.....	.....	928
Hondurah ... ..	.....	.....	.....	.....	10	.....	.....	.....	.....	67
Other Foreign Countries ... ..	21	.....	1	4	6	27	.....	1	35	21
United States ... ..	.....	.....	.....	28	20	.....	.....	.....	77	10
<b>TOTAL, FOREIGN COUNTRIES ... Nos.</b>	23	.....	1	30	26	27	.....	1	108	409
<b>TOTAL, BRITISH EMPIRE AND FOREIGN COUNTRIES ... Nos.</b>	627	539	910	1,473	719	1,809	1,908	2,805	6,220	4,799

No. 7—continued.

620

TOTAL QUANTITIES and VALUE of ARTICLES IMPORTED—continued.

ARTICLES, AND COUNTRIES OF CONSIGNMENT.	QUANTITIES.					VALUE.				
	1916-1917.	1917-1918.	1918-1919.	1919-1920.	1920-1921.	1916-1917.	1917-1918.	1918-1919.	1919-1920.	1920-1921.
<b>Machinery and Millwork—continued.</b>						£	£	£	£	£
<i>Parts of sewing and knitting Machines and accessories (III J)—</i>										
Egypt ... .. Value.	.....	.....	.....	.....	.....	96	27	5	5	.....
Other British Possessions ... .. Value.	.....	.....	.....	.....	.....	607	876	408	.....	160
United Kingdom ... .. Value.	.....	.....	.....	.....	.....	.....	.....	.....	.....	.....
<b>TOTAL, BRITISH EMPIRE ... Value.</b>	.....	.....	.....	.....	.....	703	903	413	5	160
Egypt ... .. Value.	.....	.....	.....	.....	.....	.....	.....	.....	.....	.....
Other Foreign Countries ... .. Value.	.....	.....	.....	.....	.....	.....	.....	.....	5	.....
<b>TOTAL, FOREIGN COUNTRIES ... Value.</b>	.....	.....	.....	.....	.....	.....	.....	.....	5	.....
<b>TOTAL, BRITISH EMPIRE AND FOREIGN COUNTRIES ... Value.</b>	.....	.....	.....	.....	.....	703	903	413	10	160
<b>Sugar Machinery—</b>										
United States ... .. Value.	.....	.....	.....	.....	.....	.....	.....	.....	.....	213
<b>TOTAL FOREIGN COUNTRIES ... Value.</b>	.....	.....	.....	.....	.....	.....	.....	.....	.....	213
<b>Typewriters (III J)—</b>										
<i>Typewriters—</i>										
India—Bombay ... .. Nos.	5	13	6	7	12	100	263	146	143	313
United Kingdom ... .. Nos.	18	.....	.....	11	19	251	.....	205	205	467
Other British Possessions ... .. Nos.	1	7	1	2	.....	17	103	53	44	.....
<b>TOTAL, BRITISH EMPIRE ... Nos.</b>	24	20	7	20	31	373	366	199	392	780
United States ... .. Nos.	.....	.....	.....	9	26	.....	.....	.....	143	567
Other Foreign Countries ... .. Nos.	2	2	.....	3	.....	38	53	.....	20	.....
<b>TOTAL, FOREIGN COUNTRIES ... Nos.</b>	2	2	.....	13	26	38	53	.....	163	567
<b>TOTAL, BRITISH EMPIRE AND FOREIGN COUNTRIES ... Nos.</b>	26	22	7	33	57	411	419	199	555	1,347
<i>Parts of Typewriters (III J)—</i>										
Other British Possessions ... .. Value.	.....	.....	.....	.....	.....	3	.....	15	13	13
United States of America ... .. Value.	.....	.....	.....	.....	.....	.....	.....	.....	78	.....
Other Foreign Countries ... .. Value.	.....	.....	.....	.....	.....	.....	.....	.....	.....	21
<b>TOTAL, FOREIGN COUNTRIES ... Value.</b>	.....	.....	.....	.....	.....	.....	.....	.....	78	21
<b>TOTAL, BRITISH EMPIRE AND FOREIGN COUNTRIES ... Value.</b>	.....	.....	.....	.....	.....	3	.....	15	91	29
<b>Rice and Flour Mill Machine (III J)—</b>										
Other British Possessions ... .. Value.	.....	.....	.....	.....	.....	.....	.....	.....	.....	.....
<b>TOTAL, BRITISH EMPIRE ... Value.</b>	.....	.....	.....	.....	.....	.....	.....	.....	.....	.....
<b>Other sorts of Machinery (III J)—</b>										
Egypt ... .. Value.	.....	.....	.....	.....	.....	1,059	367	151	.....	331
United Kingdom ... .. Value.	.....	.....	.....	.....	.....	1,778	1,737	1,649	2,771	18,011
India—Bombay ... .. Value.	.....	.....	.....	.....	.....	747	103	369	514	259
Perim ... .. Value.	.....	.....	.....	.....	.....	.....	.....	.....	.....	.....
Other British Possessions ... .. Value.	.....	.....	.....	.....	.....	33	26	14	30	.....
<b>TOTAL, BRITISH EMPIRE ... Value.</b>	.....	.....	.....	.....	.....	3,617	2,233	2,203	4,305	18,653
United States ... .. Value.	.....	.....	.....	.....	.....	80	.....	.....	127	733
Germany ... .. Value.	.....	.....	.....	.....	.....	.....	.....	.....	.....	244
France ... .. Value.	.....	.....	.....	.....	.....	333	.....	.....	133	334
Italy ... .. Value.	.....	.....	.....	.....	.....	351	.....	.....	.....	754
D'Jibouti ... .. Value.	.....	.....	.....	.....	.....	100	.....	.....	.....	137
Other Foreign Countries ... .. Value.	.....	.....	.....	.....	.....	4	13	.....	63	6
Arabian Gulf Ports ... .. Value.	.....	.....	.....	.....	.....	.....	.....	140	.....	.....
Dunkirk Coast ... .. Value.	.....	.....	.....	.....	.....	.....	.....	.....	.....	.....
Kamaran and Furah ... .. Value.	.....	.....	.....	.....	.....	.....	.....	.....	.....	.....
<b>TOTAL, FOREIGN COUNTRIES ... Value.</b>	.....	.....	.....	.....	.....	863	13	140	313	2,109
<b>TOTAL, BRITISH EMPIRE AND FOREIGN COUNTRIES ... Value.</b>	.....	.....	.....	.....	.....	4,576	2,246	2,343	4,618	20,762
<b>TOTAL, MACHINERY OF ALL KINDS (including) BELTING FOR MACHINERY, Value.</b>	.....	.....	.....	.....	.....	8,103	6,035	10,445	11,631	36,806
<b>Manures—</b>										
<i>Manure (II J)—</i>										
Other British Possessions ... .. Tons.	.....	.....	.....	.....	.....	.....	.....	.....	.....	.....
Somaliand ... .. Tons.	.....	.....	.....	.....	.....	.....	.....	.....	.....	.....
<b>TOTAL, BRITISH EMPIRE ... Tons.</b>	.....	.....	.....	.....	.....	.....	.....	.....	.....	.....
D'Jibouti ... .. Tons.	.....	.....	.....	.....	.....	.....	.....	.....	.....	.....
Mocha ... .. Tons.	.....	.....	.....	.....	.....	.....	.....	.....	.....	.....
Other Foreign Countries ... .. Tons.	.....	.....	.....	.....	.....	.....	.....	.....	.....	.....
<b>TOTAL, FOREIGN COUNTRIES ... Tons.</b>	.....	.....	.....	.....	.....	.....	.....	.....	.....	.....
<b>TOTAL BRITISH EMPIRE AND FOREIGN COUNTRIES ... Tons.</b>	.....	.....	.....	.....	.....	.....	.....	.....	.....	.....

ARTICLES AND COUNTRIES OF CONSIGNMENT.	QUANTITIES.					VALUE.				
	1916-1917.	1917-1918.	1918-1919.	1919-1920.	1920-1921.	1916-1917.	1917-1918.	1918-1919.	1919-1920.	1920-1921.
<b>Manures—continued.</b>										
<i>Fish manures and guano (c) (II F)—</i>										
Other British Possessions ... Tons.										
<b>TOTAL, BRITISH EMPIRE ... Tons.</b>										
Independent Somali Ports ... Tons.										
Arabian Gulf Ports ... Tons.										
Other Foreign Countries ... Tons.	28					28				
Kamaran, etc. ... Tons.										
<b>TOTAL, FOREIGN COUNTRIES ... Tons.</b>	28					28				
<b>TOTAL, BRITISH EMPIRE AND FOREIGN COUNTRIES ... Tons.</b>	28					28				
<i>Other kinds (excluding oleaginous)—</i>										
Other Foreign Countries ... Tons.										28
<b>TOTAL, FOREIGN COUNTRIES ... Tons.</b>										28
<b>Matches (c) (III F)—</b>										
<i>Safety—</i>										
Bombay ... Gross.	19,451	5,307	28,448	22,800	17,780	3,088	2,165	4,188	2,470	2,413
United Kingdom ... Gross.			8,510					1,838		
Karachi ... Gross.										
Zanzibar ... Gross.	2,875					333				
Other British Possessions ... Gross.	554	30		125	250	55	5		17	40
Egypt ... Gross.			400	1,850	2,550			87	187	313
Calcutta ... Gross.										
<b>TOTAL, BRITISH EMPIRE ... Gross.</b>	21,880	5,337	29,258	24,775	20,580	3,486	1,165	4,075	2,674	2,766
Denmark ... Gross.					500					50
Other Foreign Countries ... Gross.	680			140		70			21	
Japan ... Gross.										
Djibouti ... Gross.	1,000	1,200				133	167			
Mossawah ... Gross.	1,000		5,000		675	153		1,383		75
Austria ... Gross.										
Arabian Gulf Ports ... Gross.		2,220	4,800				947	1,410		
Germany ... Gross.										
Italy ... Gross.	7,350			2,000		511			627	
Other Countries in Europe ... Gross.					300					30
Gairan ... Gross.		11,325	5,470				2,154	1,375		
Sweden ... Gross.	26,125		2,100	1,000	22,780	4,048		615	207	6,220
<b>TOTAL, FOREIGN COUNTRIES ... Gross.</b>	46,155	14,805	17,700	3,140	24,354	4,986	2,089	4,741	693	6,415
<b>TOTAL, BRITISH EMPIRE AND FOREIGN COUNTRIES ... Gross.</b>	68,035	20,142	46,958	27,915	44,934	7,972	3,254	10,816	3,367	9,181
<i>Other sorts (b) (III F)—</i>										
United Kingdom ... Gross.										
India—Bombay ... Gross.	9,000		1,300	6,220	7,220	897		207	447	598
Egypt ... Gross.				12,654	1,550				1,053	140
Australia ... Gross.										
Saskia ... Gross.					800					87
Other British Possessions ... Gross.	50				13	6				2
<b>TOTAL, BRITISH EMPIRE ... Gross.</b>	9,050		1,300	18,874	16,023	903		207	2,470	1,207
Italy ... Gross.					13,915					2,067
Other Foreign Countries ... Gross.					50					7
Djibouti ... Gross.					720					231
Sweden ... Gross.	5,450				2,750	670				500
<b>TOTAL, FOREIGN COUNTRIES ... Gross.</b>	5,450				17,435	670				2,564
<b>TOTAL, BRITISH EMPIRE AND FOREIGN COUNTRIES ... Gross.</b>	14,500		1,300	18,874	27,718	1,573		207	2,470	3,771
<b>Mats and Matting (except coir and rubber) (III F)—</b>										
India—Bombay ... Sq. yds.				7,400	5,742				258	395
Other British Possessions ... Sq. yds.	11,248	6,900	684	46	2,900	107	48	44	4	14
<b>TOTAL, BRITISH EMPIRE ... Sq. yds.</b>	11,248	6,900	684	7,446	8,642	107	48	44	262	309
Mohka ... Sq. yds.										
Gairan ... Sq. yds.			20,000					200		
Denkall Coast ... Sq. yds.	220,000	179,500	222,000	220,120	222,000	1,023	1,443	2,048	944	1,031
Independent Somali Ports ... Sq. yds.	26,500	20,204	105,202	50,434	40,200	200	1,070	1,420	600	892
Mossawah ... Sq. yds.		6,448		162,200			87		787	
Arabian Gulf Ports ... Sq. yds.			8,204	4,220	12,214			220	120	120
Japan ... Sq. yds.	4,224					58				
Djibouti and Obokh ... Sq. yds.	20,448	22,000	249,220	27,720		227	270	2,220	220	
Other Foreign Countries ... Sq. yds.	4,224	795	5,222	2,240	10,200	50	12	48	42	67
<b>TOTAL, FOREIGN COUNTRIES ... Sq. yds.</b>	247,420	209,910	672,746	448,844	286,540	2,008	2,940	7,371	3,090	1,708
<b>TOTAL, BRITISH EMPIRE AND FOREIGN COUNTRIES ... Sq. yds.</b>	279,878	216,810	673,430	456,288	295,280	2,115	2,988	7,415	3,377	2,006

No. 7—continued.

622 TOTAL QUANTITIES and VALUE of ARTICLES IMPORTED—continued.

ARTICLES, AND COUNTRIES OF CONSIGNMENT.	QUANTITIES.					VALUE.				
	1916-1917.	1917-1918.	1918-1919.	1919-1920.	1920-1921.	1916-1917.	1917-1918.	1918-1919.	1919-1920.	1920-1921.
<b>Metals and Ores—</b>						£	£	£	£	£
<b>Aluminium (III L)—</b>										
India—Bombay ... .. Cwt.	48	3	.....	111	959	690	107	.....	2,430	3,313
Other British Possessions ... .. Cwt.	3	.....	3	7	2	21	.....	60	1	33
<b>TOTAL, BRITISH EMPIRE ... Cwt.</b>	<b>50</b>	<b>3</b>	<b>3</b>	<b>118</b>	<b>955</b>	<b>711</b>	<b>107</b>	<b>60</b>	<b>2,431</b>	<b>3,346</b>
Germany ... .. Cwt.	.....	.....	.....	.....	3	.....	.....	.....	.....	67
Other Foreign Countries ... .. Cwt.	.....	.....	.....	.....	.....	.....	.....	.....	.....	67
<b>TOTAL, FOREIGN COUNTRIES ... Cwt.</b>	<b>.....</b>	<b>.....</b>	<b>.....</b>	<b>.....</b>	<b>3</b>	<b>.....</b>	<b>.....</b>	<b>.....</b>	<b>.....</b>	<b>67</b>
<b>TOTAL, BRITISH EMPIRE AND FOREIGN COUNTRIES ... Cwt.</b>	<b>50</b>	<b>3</b>	<b>3</b>	<b>118</b>	<b>958</b>	<b>711</b>	<b>107</b>	<b>60</b>	<b>2,431</b>	<b>3,413</b>
<b>Antifriction Metal—</b>										
Other British Possessions ... .. Cwt.	.....	.....	.....	.....	2	.....	.....	.....	.....	27
<b>TOTAL BRITISH EMPIRE ... Cwt.</b>	<b>.....</b>	<b>.....</b>	<b>.....</b>	<b>.....</b>	<b>2</b>	<b>.....</b>	<b>.....</b>	<b>.....</b>	<b>.....</b>	<b>27</b>
<b>Brass, Bronze and similar amalgams—</b>										
<b>Unwrought (a) (III L)—</b>										
Other British Possessions ... .. Cwt.	.....	.....	.....	2	0	.....	.....	.....	8	38
<b>TOTAL, BRITISH EMPIRE ... Cwt.</b>	<b>.....</b>	<b>.....</b>	<b>.....</b>	<b>2</b>	<b>0</b>	<b>.....</b>	<b>.....</b>	<b>.....</b>	<b>8</b>	<b>38</b>
Other Foreign Countries ... .. Cwt.	.....	.....	.....	.....	5	.....	.....	.....	.....	4
<b>TOTAL, FOREIGN COUNTRIES ... Cwt.</b>	<b>.....</b>	<b>.....</b>	<b>.....</b>	<b>.....</b>	<b>5</b>	<b>.....</b>	<b>.....</b>	<b>.....</b>	<b>.....</b>	<b>4</b>
<b>TOTAL, BRITISH EMPIRE AND FOREIGN COUNTRIES ... Cwt.</b>	<b>.....</b>	<b>.....</b>	<b>.....</b>	<b>2</b>	<b>11</b>	<b>.....</b>	<b>.....</b>	<b>.....</b>	<b>8</b>	<b>42</b>
<b>Wrought (b) (III L)—</b>										
Egypt ... .. Cwt.	.....	.....	.....	.....	2	.....	.....	.....	.....	67
Calcutta ... .. Cwt.	.....	.....	.....	24	.....	.....	.....	.....	238	.....
United Kingdom ... .. Cwt.	134	.....	28	31	110	531	.....	150	254	879
India—Bombay ... .. Cwt.	27	15	10	113	91	229	153	131	1,074	951
Straits Settlements ... .. Cwt.	.....	.....	.....	.....	16	.....	.....	.....	.....	163
Perim ... .. Cwt.	.....	.....	.....	.....	186	.....	.....	.....	.....	872
Other British Possessions ... .. Cwt.	34	22	6	14	.....	41	95	7	25	.....
Somaliand ... .. Cwt.	.....	.....	.....	.....	65	.....	.....	.....	.....	184
<b>TOTAL, BRITISH EMPIRE ... Cwt.</b>	<b>105</b>	<b>37</b>	<b>42</b>	<b>182</b>	<b>470</b>	<b>801</b>	<b>248</b>	<b>258</b>	<b>1,591</b>	<b>2,818</b>
Independent Somali Ports ... .. Cwt.	.....	.....	120	.....	.....	.....	.....	220	.....	.....
Gaizan ... .. Cwt.	.....	31	.....	.....	.....	.....	153	.....	.....	.....
Kamaran and Furan ... .. Cwt.	55	152	.....	.....	.....	147	183	.....	.....	.....
Djibouti ... .. Cwt.	.....	.....	83	149	.....	.....	.....	103	291	.....
Other Foreign Countries ... .. Cwt.	23	5	14	10	69	90	27	30	45	110
Portuguese East Africa ... .. Cwt.	.....	.....	.....	.....	21	.....	.....	.....	.....	83
Hodeidah ... .. Cwt.	.....	.....	.....	1,219	126	.....	.....	.....	2,109	253
Italian East Africa ... .. Cwt.	.....	.....	.....	.....	93	.....	.....	.....	.....	243
<b>TOTAL, FOREIGN COUNTRIES ... Cwt.</b>	<b>77</b>	<b>188</b>	<b>216</b>	<b>1,377</b>	<b>300</b>	<b>127</b>	<b>513</b>	<b>359</b>	<b>2,446</b>	<b>694</b>
<b>TOTAL, BRITISH EMPIRE AND FOREIGN COUNTRIES ... Cwt.</b>	<b>273</b>	<b>225</b>	<b>258</b>	<b>1,859</b>	<b>770</b>	<b>1,631</b>	<b>761</b>	<b>617</b>	<b>4,036</b>	<b>3,512</b>
<b>Copper, old, for re-manufacture (a) (III L)—</b>										
Other British Possessions ... .. Cwt.	14	10	4	24	0	33	25	21	66	14
<b>TOTAL, BRITISH EMPIRE ... Cwt.</b>	<b>14</b>	<b>10</b>	<b>4</b>	<b>24</b>	<b>0</b>	<b>33</b>	<b>25</b>	<b>21</b>	<b>66</b>	<b>14</b>
Gaizan ... .. Cwt.	.....	.....	.....	33	.....	.....	.....	.....	79	.....
Independent Somali Ports ... .. Cwt.	.....	14	.....	.....	.....	.....	71	.....	.....	.....
Hodeidah ... .. Cwt.	.....	.....	.....	218	60	.....	.....	.....	753	216
Djibouti ... .. Cwt.	.....	.....	.....	.....	.....	.....	.....	.....	.....	.....
A. Gulf Port ... .. Cwt.	.....	.....	40	.....	.....	.....	.....	165	.....	.....
Kamaran and Furan ... .. Cwt.	.....	.....	.....	.....	51	111	.....	.....	.....	81
Mikha ... .. Cwt.	31	.....	.....	.....	.....	.....	.....	.....	.....	115
Other Foreign Countries ... .. Cwt.	2	5	29	89	21	5	32	77	110	44
<b>TOTAL, FOREIGN COUNTRIES ... Cwt.</b>	<b>33</b>	<b>19</b>	<b>68</b>	<b>309</b>	<b>231</b>	<b>116</b>	<b>109</b>	<b>242</b>	<b>780</b>	<b>456</b>
<b>TOTAL, BRITISH EMPIRE AND FOREIGN COUNTRIES ... Cwt.</b>	<b>47</b>	<b>29</b>	<b>72</b>	<b>313</b>	<b>260</b>	<b>149</b>	<b>133</b>	<b>263</b>	<b>866</b>	<b>470</b>
<b>Copper, Unwrought—</b>										
<b>Other sorts (b) (III L)—</b>										
Other British Possessions ... .. Cwt.	.....	.....	.....	.....	.....	.....	.....	.....	.....	.....
<b>TOTAL, BRITISH EMPIRE ... Cwt.</b>	<b>.....</b>	<b>.....</b>	<b>.....</b>	<b>.....</b>	<b>.....</b>	<b>.....</b>	<b>.....</b>	<b>.....</b>	<b>.....</b>	<b>.....</b>
Other Foreign Countries ... .. Cwt.	.....	.....	.....	.....	.....	.....	.....	.....	.....	.....
<b>TOTAL, FOREIGN COUNTRIES ... Cwt.</b>	<b>.....</b>	<b>.....</b>	<b>.....</b>	<b>.....</b>	<b>.....</b>	<b>.....</b>	<b>.....</b>	<b>.....</b>	<b>.....</b>	<b>.....</b>
<b>TOTAL, BRITISH EMPIRE AND FOREIGN COUNTRIES ... Cwt.</b>	<b>.....</b>	<b>.....</b>	<b>.....</b>	<b>.....</b>	<b>.....</b>	<b>.....</b>	<b>.....</b>	<b>.....</b>	<b>.....</b>	<b>.....</b>

GENERAL IMPORTS.

SEA-BORNE TRADE.

No. 7—continued.

TOTAL QUANTITIES and VALUE of ARTICLES IMPORTED—continued.

ARTICLES AND COUNTRIES OF CONSIGNMENT.	QUANTITIES.					VALUE.				
	1916-1917.	1917-1918.	1918-1919.	1919-1920.	1920-1921.	1916-1917.	1917-1918.	1918-1919.	1919-1920.	1920-1921.
<b>Metals—Other than Iron and Steel and manufactures thereof—continued.</b>										
<i>Wrought (a)—</i>										
<i>Brass and Sheets (O 5) (III L)—</i>										
United Kingdom ... Cwt.					34					276
Other British Possessions ... Cwt.				15	10				70	60
<b>TOTAL, BRITISH EMPIRE ... Cwt.</b>				15	44				70	332
Germany ... Cwt.										
Belgium ... Cwt.										
<b>TOTAL, FOREIGN COUNTRIES ... Cwt.</b>										
<b>TOTAL, BRITISH EMPIRE AND FOREIGN COUNTRIES ... Cwt.</b>				15	44				70	332
<i>Mixed or Yellow metal for sheeting (O 5) (III L)—</i>										
United Kingdom ... Cwt.	12			12		77				
Other British Possessions ... Cwt.	3		2	12	4	18	5	12	35	27
<b>TOTAL, BRITISH EMPIRE ... Cwt.</b>	15		2	12	4	95	5	12	35	27
Other Foreign Countries ... Cwt.										
<b>TOTAL, FOREIGN COUNTRIES ... Cwt.</b>										
<b>TOTAL, BRITISH EMPIRE AND FOREIGN COUNTRIES ... Cwt.</b>	15		2	12	4	95	5	12	35	27
<i>Copper, Wrought—</i>										
<i>Wire (excluding wire of telegraph and telephone)—</i>										
Other British Possessions ... Cwt.			1		4			1		45
<b>TOTAL, BRITISH EMPIRE ... Cwt.</b>			1		4			1		45
<i>Other manufactures (O 5) (III L)—</i>										
Egypt ... Cwt.	6					100				
United Kingdom ... Cwt.	14		10	37	21	83		201	172	221
India—Bombay ... Cwt.	60		23	101	81	301		188	800	423
British Somaliland ... Cwt.	30					96				
Other British Possessions ... Cwt.	2	12	4	12	6	12	102	14	42	61
<b>TOTAL, BRITISH EMPIRE ... Cwt.</b>	112	12	47	140	116	791	102	206	1,104	1,046
Portuguese East Africa ... Cwt.					28					65
Germany ... Cwt.										
Other Foreign Countries ... Cwt.	15	3	10	20	20	53	8	62	78	91
Kamuran and Farsan ... Cwt.	80					230				
D'Jibouti ... Cwt.				20					87	
<b>TOTAL, FOREIGN COUNTRIES ... Cwt.</b>	95	3	10	40	27	373	8	62	160	156
<b>TOTAL, BRITISH EMPIRE AND FOREIGN COUNTRIES ... Cwt.</b>	207	15	57	180	175	1,164	110	268	1,264	1,202
<i>German Silver (III L)—</i>										
United Kingdom ... Cwt.	16				8	127				95
India—Bombay ... Cwt.	4			1		28			11	
Other British Possessions ... Cwt.										
<b>TOTAL, BRITISH EMPIRE ... Cwt.</b>	20			1	8	155			11	95
Other Foreign Countries ... Cwt.										
<b>TOTAL, FOREIGN COUNTRIES ... Cwt.</b>										
<b>TOTAL, BRITISH EMPIRE AND FOREIGN COUNTRIES ... Cwt.</b>	20			1	8	155			11	95
<b>Metals, Iron and Steel, and manufactures thereof—</b>										
<i>Iron—</i>										
<i>Pig (a) (III K)—</i>										
United Kingdom ... Tons.	7			40	7	125			220	153
Other British Possessions ... Tons.			5					63		
<b>TOTAL, BRITISH EMPIRE ... Tons.</b>	7		5	40	7	125		63	220	153
<b>TOTAL, FOREIGN COUNTRIES ... Tons.</b>	7					125				
<b>TOTAL, BRITISH EMPIRE AND FOREIGN COUNTRIES ... Tons.</b>	7		5	40	7	125		63	220	153
<i>Manufactures—</i>										
<i>Angle, Bolt and Rod (5) (III K)—</i>										
United Kingdom ... Tons.			5	22	61			261	647	1,090
Bombay ... Tons.			6					162		
Other British Possessions ... Tons.	13	1		7 1/2	7 3/4	19	22		11	19
<b>TOTAL, BRITISH EMPIRE ... Tons.</b>	13	1	11	29 1/2	69 1/4	19	22	423	658	1,109
<b>TOTAL, FOREIGN COUNTRIES ... Tons.</b>										
<b>TOTAL, BRITISH EMPIRE AND FOREIGN COUNTRIES ... Tons.</b>	13	1	11	29 1/2	69 1/4	19	22	423	658	1,109
<i>Bars and Channels (5) (III K)—</i>										
United Kingdom ... Tons.	23	23	12	21	51	1,441	110	860	472	1,261
India—Bombay ... Tons.	26		7	18	114	619	488	244	612	2,722
Other British Possessions ... Tons.	1	2	2		13	20	17	6		60
<b>TOTAL, BRITISH EMPIRE ... Tons.</b>	50	25	21	39	178	2,080	615	1,110	1,084	4,043

No. 7—continued.

624

TOTAL QUANTITIES and VALUE of ARTICLES IMPORTED—continued.

ARTICLES AND COUNTRIES OF CONSIGNMENT.	QUANTITIES.					VALUE.				
	1916-1917.	1917-1918.	1918-1919.	1919-1920.	1920-1921.	1916-1917.	1917-1918.	1918-1919.	1919-1920.	1920-1921.
<b>Metals, Iron and Steel, and manufactures thereof—continued.</b>						£	£	£	£	£
<i>Bars and Channels (d) (III K)—continued.</i>										
Italy ... .. Tons.	.....	.....	.....	3	.....	.....	.....	.....	133	.....
Belgium ... .. Tons.	.....	.....	.....	.....	6	.....	.....	.....	.....	11
Hodeidah ... .. Tons.	.....	.....	.....	4	.....	.....	.....	.....	224	.....
Other Foreign Countries ... .. Tons.	.....	.....	.....	.....	9	.....	.....	.....	.....	7
Mokha ... .. Tons.	.....	.....	.....	.....	10	.....	.....	.....	.....	51
<b>TOTAL, FOREIGN COUNTRIES ... Tons.</b>	.....	.....	.....	7	25	.....	.....	.....	357	70
<b>TOTAL, BRITISH EMPIRE AND FOREIGN COUNTRIES ... Tons.</b>	80	27	20 <sup>2</sup> / <sub>20</sub>	47	308	2,080	580	502	1,492	5,221
<i>Iron or Steel—</i>										
<i>Anchor and Coils (a) (III K)—</i>										
United Kingdom... .. Tons.	15	6	3	24	29	463	345	118	1,334	2,141
India—Bombay... .. Tons.	5	.....	3	13	6	107	.....	132	332	221
Other British Possessions ... .. Tons.	.....	1	.....	.....	.....	8	51	.....	.....	.....
<b>TOTAL, BRITISH EMPIRE ... Tons.</b>	20 <sup>1</sup> / <sub>2</sub>	7	6	37	35	608	206	250	1,666	2,362
Germany ... .. Tons.	.....	.....	.....	.....	.....	.....	.....	.....	.....	.....
Other Foreign Countries ... .. Tons.	2	.....	1	4	.....	13	6	31	109	1
<b>TOTAL, FOREIGN COUNTRIES ... Tons.</b>	2	.....	1	4	.....	13	6	31	109	1
<b>TOTAL, BRITISH EMPIRE AND FOREIGN COUNTRIES ... Tons.</b>	22 <sup>1</sup> / <sub>2</sub>	7 <sup>1</sup> / <sub>2</sub>	5	41	34 <sup>1</sup> / <sub>2</sub>	631	301	281	1,775	2,363
<i>Beams, pillars, girders and bridge work (b) (III K)—</i>										
United Kingdom ... .. Tons.	.....	.....	.....	8	121	.....	.....	.....	118	4,249
India—Bombay ... .. Tons.	6	.....	.....	4	2	110	.....	.....	114	428
Other British Possessions... .. Tons.	2	.....	.....	.....	.....	40	.....	.....	.....	.....
<b>TOTAL, BRITISH EMPIRE ... Tons.</b>	8	.....	.....	12	123	150	.....	.....	232	4,677
Mokha ... .. Tons.	.....	.....	.....	34	27	.....	.....	.....	177	200
United States ... .. Tons.	.....	.....	.....	.....	13	.....	.....	.....	.....	419
<b>TOTAL, FOREIGN COUNTRIES ... Tons.</b>	.....	.....	.....	34	40	.....	.....	.....	177	617
<b>TOTAL, BRITISH EMPIRE AND FOREIGN COUNTRIES ... Tons.</b>	8	.....	.....	46	163	150	.....	.....	409	5,294
<i>Bolts and nuts (c) (III K) —</i>										
United Kingdom ... .. Tons.	9	5	6	3	21	378	262	208	208	1,123
India—Bombay ... .. Tons.	5	1	2	3	4	204	98	158	214	200
Other British Possessions ... .. Tons.	.....	.....	.....	.....	.....	.....	.....	.....	9	1
<b>TOTAL, BRITISH EMPIRE ... Tons.</b>	14	6	8	6 <sup>2</sup> / <sub>15</sub>	25 <sup>1</sup> / <sub>2</sub>	580	355	366	431	1,323
United States ... .. Tons.	.....	.....	.....	.....	1	.....	.....	.....	.....	55
Other Foreign Countries ... .. Tons.	.....	.....	.....	1	.....	.....	.....	.....	23	.....
<b>TOTAL, FOREIGN COUNTRIES ... Tons.</b>	.....	.....	.....	1	1	.....	.....	.....	23	55
<b>TOTAL, BRITISH EMPIRE AND FOREIGN COUNTRIES ... Tons.</b>	14	6	8	7 <sup>1</sup> / <sub>15</sub>	26 <sup>1</sup> / <sub>2</sub>	580	355	366	454	1,378



GENERAL IMPORTS.

SEA-BORNE TRADE.

No. 7—continued.

TOTAL QUANTITIES and VALUE of ARTICLES IMPORTED—continued.

625

ARTICLES AND COUNTRIES OF CONSIGNMENT.	QUANTITIES.					VALUE.				
	1916-1917.	1917-1918.	1918-1919.	1919-1920.	1920-1921.	1916-1917.	1917-1918.	1918-1919.	1919-1920.	1920-1921.
<b>Metals, Iron and Steel and manufactures thereof—continued.</b>										
<i>Hoops and Strips (d) (III K)—</i>										
Other British Possessions ... Tons.	2	...	1	1	$\frac{7}{20}$	20	...	20	60	19
United Kingdom ... ..	...	...	...	0	...	...	...	...	71	...
<b>TOTAL, BRITISH EMPIRE ... Tons.</b>	<b>2</b>	<b>...</b>	<b>1</b>	<b>0</b>	<b><math>\frac{7}{20}</math></b>	<b>20</b>	<b>...</b>	<b>20</b>	<b>131</b>	<b>19</b>
Other Foreign Countries ... ..	...	...	...	...	...	...	...	...	...	...
<b>TOTAL, FOREIGN COUNTRIES ... Tons.</b>	<b>...</b>	<b>...</b>	<b>...</b>	<b>...</b>	<b>...</b>	<b>...</b>	<b>...</b>	<b>...</b>	<b>...</b>	<b>...</b>
<b>TOTAL, BRITISH EMPIRE AND FOREIGN COUNTRIES ... Tons.</b>	<b>2</b>	<b>...</b>	<b>1</b>	<b>0</b>	<b><math>\frac{7}{20}</math></b>	<b>20</b>	<b>...</b>	<b>20</b>	<b>131</b>	<b>19</b>
<i>Nails, rivets and washers (e) (III K)—</i>										
United Kingdom ... ..	50	1	15	15	22	2,154	20	657	620	1,101
India—Bombay ... ..	66	24	17	20	27	2,028	1,920	1,126	2,297	1,226
Other British Possessions ... ..	...	$\frac{2}{20}$	...	...	1	...	3	...	...	24
<b>TOTAL, BRITISH EMPIRE ... Tons.</b>	<b>117</b>	<b><math>\frac{25}{20}</math></b>	<b>32</b>	<b>35</b>	<b>50</b>	<b>4,173</b>	<b>2,023</b>	<b>1,783</b>	<b>2,917</b>	<b>2,351</b>
United States ... ..	...	...	...	7	...	...	...	...	1,108	...
D'ibouti ... ..	...	5	...	...	...	...	207	...	...	...
Arabian Gulf Ports ... ..	...	...	...	1	...	...	...	...	67	...
Other Foreign Countries ... ..	4	4	1	1	2	163	27	68	83	70
<b>TOTAL, FOREIGN COUNTRIES ... Tons.</b>	<b>4</b>	<b>9</b>	<b>1</b>	<b>9</b>	<b>2</b>	<b>163</b>	<b>274</b>	<b>68</b>	<b>1,261</b>	<b>70</b>
<b>TOTAL, BRITISH EMPIRE AND FOREIGN COUNTRIES ... Tons.</b>	<b>121</b>	<b><math>\frac{34}{20}</math></b>	<b>33</b>	<b>44</b>	<b>52</b>	<b>4,336</b>	<b>2,297</b>	<b>1,851</b>	<b>4,178</b>	<b>2,421</b>
<i>Old for re-manufacture (III K)—</i>										
Other British Possessions ... ..	...	1	5	20	...	...	3	67	60	...
<b>TOTAL, BRITISH EMPIRE ... Tons.</b>	<b>...</b>	<b>1</b>	<b>5</b>	<b>20</b>	<b>...</b>	<b>...</b>	<b>3</b>	<b>67</b>	<b>60</b>	<b>...</b>
Other Foreign Countries ... ..	...	...	1	10	...	...	...	3	126	...
<b>TOTAL, FOREIGN COUNTRIES ... Tons.</b>	<b>...</b>	<b>...</b>	<b>1</b>	<b>10</b>	<b>...</b>	<b>...</b>	<b>...</b>	<b>3</b>	<b>126</b>	<b>...</b>
<b>TOTAL, BRITISH EMPIRE AND FOREIGN COUNTRIES ... Tons.</b>	<b>...</b>	<b>...</b>	<b>6</b>	<b>30</b>	<b>...</b>	<b>...</b>	<b>...</b>	<b>70</b>	<b>186</b>	<b>...</b>
<i>Pipes and fitting cast (f) (III K)—</i>										
United Kingdom ... ..	20	...	3	...	11	220	...	27	...	213
India—Bombay ... ..	2	...	...	2	3	20	...	...	120	213
Other British Possessions ... ..	...	$\frac{9}{20}$	1	1	...	...	20	9	67	...
<b>TOTAL, BRITISH EMPIRE ... Tons.</b>	<b>22</b>	<b><math>\frac{9}{20}</math></b>	<b>4</b>	<b>3</b>	<b>20</b>	<b>240</b>	<b>20</b>	<b>106</b>	<b>217</b>	<b>226</b>
United States ... ..	...	...	...	...	21	...	...	...	...	220
Italian East Africa ... ..	...	...	...	...	...	...	...	...	...	...
Other Foreign Countries ... ..	1	...	$\frac{71}{20}$	...	$\frac{2}{20}$	21	...	3	...	3
<b>TOTAL, FOREIGN COUNTRIES ... Tons.</b>	<b>1</b>	<b>...</b>	<b><math>\frac{71}{20}</math></b>	<b>...</b>	<b><math>\frac{2}{20}</math></b>	<b>21</b>	<b>...</b>	<b>3</b>	<b>...</b>	<b>220</b>
<b>TOTAL, BRITISH EMPIRE AND FOREIGN COUNTRIES ... Tons.</b>	<b>23</b>	<b><math>\frac{9}{20}</math></b>	<b><math>\frac{75}{20}</math></b>	<b>3</b>	<b><math>\frac{22}{20}</math></b>	<b>261</b>	<b>20</b>	<b>109</b>	<b>217</b>	<b>248</b>
<i>Rails, Chairs, and fish-plates (excluding those for railways) (g) (III K)—</i>										
Other British Possessions ... ..	...	...	...	...	$\frac{1}{20}$	...	...	...	...	3
<b>TOTAL, BRITISH EMPIRE ... Tons.</b>	<b>...</b>	<b>...</b>	<b>...</b>	<b>...</b>	<b><math>\frac{1}{20}</math></b>	<b>...</b>	<b>...</b>	<b>...</b>	<b>...</b>	<b>3</b>
Hodidah ... ..	...	...	...	...	...	...	...	...	...	67
Mokha ... ..	...	...	...	...	...	...	...	...	...	127
<b>TOTAL, FOREIGN COUNTRIES ... Tons.</b>	<b>...</b>	<b>...</b>	<b>...</b>	<b>...</b>	<b>...</b>	<b>...</b>	<b>...</b>	<b>...</b>	<b>...</b>	<b>194</b>
<b>TOTAL, BRITISH EMPIRE AND FOREIGN COUNTRIES ... Tons.</b>	<b>...</b>	<b>...</b>	<b>...</b>	<b>...</b>	<b><math>\frac{1}{20}</math></b>	<b>...</b>	<b>...</b>	<b>...</b>	<b>...</b>	<b>227</b>
<i>Reams (h) (III K)—</i>										
United Kingdom ... ..	...	...	...	...	...	...	...	...	...	220
Other British Possessions ... ..	1	$\frac{9}{20}$	1	$\frac{2}{20}$	$\frac{61}{11}$	76	20	66	20	...
Romby ... ..	...	...	...	1	...	...	...	...	24	120
<b>TOTAL, BRITISH EMPIRE ... Tons.</b>	<b>1</b>	<b><math>\frac{9}{20}</math></b>	<b>1</b>	<b><math>\frac{2}{20}</math></b>	<b><math>\frac{61}{11}</math></b>	<b>76</b>	<b>20</b>	<b>66</b>	<b>24</b>	<b>1,040</b>

GENERAL IMPORTS.

SEA-BORNE TRADE.

No. 7—continued.

626 TOTAL QUANTITIES and VALUE of ARTICLES IMPORTED—continued.

ARTICLES AND COUNTRIES OF CONSIGNMENT.	QUANTITIES.					VALUE.				
	1916-1917.	1917-1918.	1918-1919.	1919-1920.	1920-1921.	1916-1917.	1917-1918.	1918-1919.	1919-1920.	1920-1921.
<b>Metals, Iron and Steel and manufactures thereof—continued.</b>						£	£	£	£	£
<i>Screws (A) (III E)—continued.</i>										
Other Foreign Countries... Tons.										
TOTAL, FOREIGN COUNTRIES ... Tons.										
TOTAL, BRITISH EMPIRE AND FOREIGN COUNTRIES ... Tons.	1	30	1	1-8 20 113	9	76	93	98	143	1,040
<i>Sheets and plates—Galvanized (II) (III E)—</i>										
United Kingdom ... Tons.	2		6			67		146		
India—Bombay ... "	8					273				
Other British Possessions ... "			7 20					15		
TOTAL, BRITISH EMPIRE ... Tons.	10		13			340		161		
<i>Corrugated (III E)—</i>										
Bombay ... Tons.				3					100	
United Kingdom ... "				83	365				2,368	10,743
TOTAL, BRITISH EMPIRE ... Tons.				86	365				2,468	10,743
D'Jibouti ... Tons.					30					657
Other Foreign Countries ... Tons.				1					48	
TOTAL, FOREIGN COUNTRIES ... Tons.				1	30				48	657
TOTAL, BRITISH EMPIRE AND FOREIGN COUNTRIES ... Tons.				87	425				2,516	11,400
<i>Sheets and plates—Galvanized—Plain—</i>										
United Kingdom ... Tons.				17	8 71 30				536	1,354
Other British Possessions ... "										15
TOTAL, BRITISH EMPIRE ... Tons.				17	8 71 30				536	1,369
<i>Tinned (III E)—</i>										
United Kingdom ... Tons.				3					119	
TOTAL, BRITISH EMPIRE ... Tons.				3					119	
Other Foreign Countries ... Tons.										
TOTAL, FOREIGN COUNTRIES ... Tons.										
TOTAL, BRITISH EMPIRE AND FOREIGN COUNTRIES ... Tons.				3					119	
<i>Not Galvanized or tinned (III) (III E)—</i>										
United Kingdom ... Tons.	146	7	64	234	74	2,309	149	1,422	6,087	2,036
India—Bombay ... "	9	8	7	33	8	255	417	900	719	177
Other British Possessions ... "			14 20	64 20				10	5	
TOTAL, BRITISH EMPIRE ... Tons.	155	15	81	331	80	2,564	566	2,332	6,791	2,213
Other Foreign Countries ... Tons.				1	1				10	13
TOTAL, FOREIGN COUNTRIES ... Tons.				1	1				10	13
TOTAL, BRITISH EMPIRE AND FOREIGN COUNTRIES ... Tons.	155	15	81	332	81	2,564	566	2,332	6,801	2,226

No. 7—continued.

TOTAL QUANTITIES and VALUE of ARTICLES IMPORTED—continued.

627

ARTICLES AND COUNTRIES OF CONSIGNMENT.	QUANTITIES.					VALUE.				
	1916-1917.	1917-1918.	1918-1919.	1919-1920.	1920-1921.	1916-1917.	1917-1918.	1918-1919.	1919-1920.	1920-1921.
<b>Metals, Iron and Steel, and manufactures thereof—continued.</b>										
<i>Tubes and fittings, wrought (J) (III E)—</i>										
Bombay ... .. Tons.		18					78			
United Kingdom ... .. Tons.	2		20	6	8	72		1,478	364	610
Other British Possessions ... .. Tons.		13		1	3		50		55	20
<b>TOTAL, BRITISH EMPIRE ... Tons.</b>	<b>2</b>	<b>31</b>	<b>20</b>	<b>7</b>	<b>11</b>	<b>72</b>	<b>128</b>	<b>1,478</b>	<b>419</b>	<b>630</b>
Other Foreign Countries ... .. Tons.				7	4				3	3
<b>TOTAL, FOREIGN COUNTRIES ... Tons.</b>				<b>7</b>	<b>4</b>				<b>3</b>	<b>3</b>
<b>TOTAL, BRITISH EMPIRE AND FOREIGN COUNTRIES ... Tons.</b>	<b>2</b>	<b>31</b>	<b>20</b>	<b>14</b>	<b>15</b>	<b>72</b>	<b>128</b>	<b>1,478</b>	<b>422</b>	<b>633</b>
<i>Wire rope—</i>										
<i>Galvanized—</i>										
United Kingdom ... .. Tons.				2	4				170	225
Other British Possessions ... .. Tons.				51	9				21	47
<b>TOTAL, BRITISH EMPIRE ... Tons.</b>				<b>53</b>	<b>13</b>				<b>191</b>	<b>272</b>
Other Foreign Countries ... .. Tons.					1					2
<b>TOTAL, FOREIGN COUNTRIES ... Tons.</b>					<b>1</b>					<b>2</b>
<b>TOTAL, BRITISH EMPIRE AND FOREIGN COUNTRIES ... Tons.</b>					<b>14</b>				<b>191</b>	<b>274</b>
<i>Wire (L) (III K)—</i>										
United Kingdom ... .. Tons.	2	1	1	6	10	108	60	103	341	50
Bombay ... .. Tons.			2	6	1	26		6		
Other British Possessions ... .. Tons.	1									
<b>TOTAL, BRITISH EMPIRE ... Tons.</b>	<b>3</b>	<b>1</b>	<b>3</b>	<b>12</b>	<b>11</b>	<b>134</b>	<b>60</b>	<b>109</b>	<b>341</b>	<b>1,00</b>
Austria ... .. Tons.					7					6
<b>TOTAL, FOREIGN COUNTRIES ... Tons.</b>					<b>7</b>					<b>6</b>
<b>TOTAL, BRITISH EMPIRE AND FOREIGN COUNTRIES ... Tons.</b>					<b>18</b>				<b>341</b>	<b>1,06</b>
<i>Wire Nails—</i>										
United Kingdom ... .. Tons.				1	3				31	14
Bombay ... .. Tons.				3	8				130	24
<b>TOTAL, BRITISH EMPIRE ... Tons.</b>				<b>4</b>	<b>11</b>				<b>161</b>	<b>38</b>
Austria ... .. Tons.	3					108				
Belgium ... .. Tons.					9					64
United States ... .. Tons.				3					100	
Other Foreign Countries ... .. Tons.			20	20	3			2	18	7
<b>TOTAL, FOREIGN COUNTRIES ... Tons.</b>	<b>3</b>		<b>20</b>	<b>23</b>	<b>12</b>	<b>108</b>			<b>118</b>	<b>71</b>
<b>TOTAL, BRITISH EMPIRE AND FOREIGN COUNTRIES ... Tons.</b>	<b>6</b>	<b>1</b>	<b>23</b>	<b>35</b>	<b>23</b>	<b>242</b>	<b>60</b>	<b>378</b>	<b>459</b>	<b>109</b>
<i>Other manufactures of iron or steel (D) (III K)—</i>										
United Kingdom ... .. Tons.	21	9	2	46	62	1,294	647	267	2,317	6,92
India—Bombay ... .. Tons.	9	3	5	5	24	202	177	640	178	1,26
Straits Settlements ... .. Tons.				4		7	23	104	7	
Other British Possessions ... .. Tons.	3	5	1	20						
<b>TOTAL, BRITISH EMPIRE ... Tons.</b>	<b>33</b>	<b>17</b>	<b>8</b>	<b>75</b>	<b>111</b>	<b>1,503</b>	<b>847</b>	<b>1,011</b>	<b>2,501</b>	<b>8,18</b>
United States ... .. Tons.	1			1		50			130	
Italy ... .. Tons.	2					88				
Germany ... .. Tons.		1				19	58			
Other Countries in Europe ... .. Tons.				3	6				98	
Other Foreign Countries ... .. Tons.	3	1		3	15	121	68		224	
<b>TOTAL, FOREIGN COUNTRIES ... Tons.</b>	<b>6</b>	<b>1</b>		<b>4</b>	<b>21</b>	<b>188</b>	<b>126</b>		<b>252</b>	
<b>TOTAL, BRITISH EMPIRE AND FOREIGN COUNTRIES ... Tons.</b>	<b>39</b>	<b>18</b>	<b>8</b>	<b>79</b>	<b>132</b>	<b>1,691</b>	<b>973</b>	<b>1,011</b>	<b>2,753</b>	<b>8,18</b>

No. 7—continued.

TOTAL QUANTITIES and VALUE of ARTICLES IMPORTED—continued.

ARTICLES, AND COUNTRIES OF CONSIGNMENT.	QUANTITIES.					VALUE.				
	1916-1917.	1917-1918.	1918-1919.	1919-1920.	1920-1921.	1916-1917.	1917-1918.	1918-1919.	1919-1920.	1920-1921.
<b>Metals, Iron and Steel and manufactures thereof—continued.</b>										
<i>Steel—</i>										
Angle (III K)—										
United Kingdom ... Tons.				33	18				283	422
Other British Possessions ... Tons.				4	30				10	
<b>TOTAL, BRITISH EMPIRE ... TONS.</b>				<b>37</b>	<b>48</b>				<b>293</b>	<b>422</b>
Other Foreign Countries ... Tons.				1	19				12	10
<b>TOTAL, FOREIGN COUNTRIES ... TONS.</b>				<b>1</b>	<b>19</b>				<b>12</b>	<b>10</b>
<b>TOTAL BRITISH EMPIRE AND FOREIGN COUNTRIES ... TONS.</b>				<b>38</b>	<b>67</b>				<b>305</b>	<b>432</b>
Spring (III K)—										
Other British Possessions ... Tons.				1	20				1	
<b>TOTAL, BRITISH EMPIRE ... TONS.</b>				<b>1</b>	<b>20</b>				<b>1</b>	
<b>TOTAL, BRITISH EMPIRE AND FOREIGN COUNTRIES ... TONS.</b>				<b>1</b>	<b>20</b>				<b>1</b>	
Angle and spring (c) (III K)—										
United Kingdom ... Tons.	23		4			419		105		
Other British Possessions ... Tons.	1	1	1			7	13	20		
<b>TOTAL, BRITISH EMPIRE ... TONS.</b>	<b>24</b>	<b>1</b>	<b>5</b>			<b>426</b>	<b>13</b>	<b>125</b>		
Bars (III K)—										
United Kingdom ... Tons.					76					3,406
Bombay ... Tons.					5					227
Other British Possessions ... Tons.					3					63
<b>TOTAL, BRITISH EMPIRE ... TONS.</b>					<b>84</b>					<b>3,696</b>
Other Foreign Countries ... Tons.										
<b>TOTAL, FOREIGN COUNTRIES ... TONS.</b>										
<b>TOTAL, BRITISH EMPIRE AND FOREIGN COUNTRIES ... TONS.</b>										
Bars and Channel (b) (III K)—										
United Kingdom ... Tons.	8			27		171			689	
Bombay—India ... Tons.				3					137	
Other British Possessions ... Tons.		1	2				21	51		
<b>TOTAL, BRITISH EMPIRE ... TONS.</b>	<b>8</b>	<b>1</b>	<b>2</b>	<b>30</b>		<b>171</b>	<b>21</b>	<b>51</b>	<b>826</b>	
Other Foreign Countries ... Tons.										
Belgium ... Tons.				1					33	
<b>TOTAL, FOREIGN COUNTRIES ... TONS.</b>				<b>1</b>					<b>33</b>	
<b>TOTAL, BRITISH EMPIRE AND FOREIGN COUNTRIES ... TONS.</b>				<b>31</b>					<b>859</b>	
Cast (c) (III K)—										
United Kingdom ... Tons.				2					87	
Other British Possessions ... Tons.	1	1		1		34	23		12	
<b>TOTAL, BRITISH EMPIRE ... TONS.</b>	<b>1</b>	<b>1</b>		<b>3</b>		<b>34</b>	<b>23</b>		<b>99</b>	
Belgium ... Tons.										
<b>TOTAL, FOREIGN COUNTRIES ... TONS.</b>										
<b>TOTAL, BRITISH EMPIRE AND FOREIGN COUNTRIES ... TONS.</b>										
Ingots, blooms, billets and slabs (2) (III K)—										
Other British Possessions ... Tons.										
<b>TOTAL, BRITISH EMPIRE ... TONS.</b>										
<b>TOTAL METALS, IRON AND STEEL, AND MANUFACTURES THEREOF ... TONS.</b>	<b>542</b>	<b>119</b>	<b>208</b>	<b>142</b>		<b>14,209</b>	<b>5,290</b>	<b>9,532</b>		

No. 7—continued.

TOTAL QUANTITIES and VALUE of ARTICLES IMPORTED—continued.

629

ARTICLES AND COUNTRIES OF CONSIGNMENT.	QUANTITIES					VALUE				
	1916-1917.	1917-1918.	1918-1919.	1919-1920.	1920-1921.	1916-1917.	1917-1918.	1918-1919.	1919-1920.	1920-1921.
<b>Metals other than Iron and Steel and manufactures thereof—</b>						£	£	£	£	£
<b>Lead—</b>										
(1) Unwrought Pig (a) (III L)— United Kingdom ... Cwt.					96					841
India—Bombay ... ..										
Other British Possessions ... ..			20					17		
<b>TOTAL, BRITISH EMPIRE ... Cwt.</b>			20		96			17		841
Unwrought Ore (III L)— United Kingdom ... Cwt.					96					118
<b>TOTAL BRITISH EMPIRE ... Cwt.</b>					96					118
France ... .. Cwt.				300	169				973	931
<b>TOTAL FOREIGN COUNTRIES ... Cwt.</b>				300	169				973	931
<b>TOTAL, BRITISH EMPIRE AND FOREIGN COUNTRIES ... Cwt.</b>				300	265				973	1,359
Other Sorts (III L)— Other British Possessions ... Cwt.				62					61	
<b>TOTAL BRITISH EMPIRE ... Cwt.</b>				62					61	
(2) —Wrought										
Sheets pipes and tubes (b) (III L)— Other British Possessions ... Cwt.	22		4	3	5	28		11	9	20
United Kingdom ... ..										
<b>TOTAL, BRITISH EMPIRE ... Cwt.</b>	22		4	3	5	28		11	9	20
(3) Wrought other sorts (b (ii) (III L)— Bombay ... .. Cwt.					108					181
Other British Possessions ... ..			1	1				2	2	
United Kingdom ... ..					56					148
<b>TOTAL, BRITISH EMPIRE ... Cwt.</b>			1	1	164			2	2	329
Other Foreign Countries ... .. Cwt.					2					18
<b>TOTAL, FOREIGN COUNTRIES ... Cwt.</b>					2					18
<b>TOTAL, BRITISH EMPIRE AND FOREIGN COUNTRIES ... Cwt.</b>			1	1	166			2	2	347
Quicksilver (III L)— Bombay ... .. Lbs.	364			1,178		101			148	
Other British Possessions ... ..					180					24
<b>TOTAL, BRITISH EMPIRE ... Lbs.</b>	364			1,178	180	101			148	24
Other Foreign Countries ... .. Lbs.	513					20				
<b>TOTAL, FOREIGN COUNTRIES ... Lbs.</b>	513					20				
<b>TOTAL, BRITISH EMPIRE AND FOREIGN COUNTRIES ... Lbs.</b>	877			1,178	180	121			148	24
Solder (III L)— Other British Possessions ... Cwt.			5	1	1			28	4	2
<b>TOTAL, BRITISH EMPIRE ... Cwt.</b>			5	1	1			28	4	2
Other Foreign Countries ... .. Cwt.				1	2				1	27
<b>TOTAL, BRITISH EMPIRE AND FOREIGN COUNTRIES ... Cwt.</b>			5	1½	3			28	5	29
<b>Tin—</b>										
Unwrought (blocks, ingots, bars and slabs) (a) (III L)— Bombay ... .. Cwt.			5					78		
Other British Possessions ... ..	4			2	6				46	44
<b>TOTAL, BRITISH EMPIRE ... Cwt.</b>	4		5	2	6			78	46	44
Independent Small Ports ... .. Cwt.			270					1,087		
<b>TOTAL, FOREIGN COUNTRIES ... Cwt.</b>			270					1,087		
<b>TOTAL, BRITISH EMPIRE AND FOREIGN COUNTRIES ... Cwt.</b>	4		275	2	6			1,765	46	44
Wrought (including plates or sheets not being tinned iron (b) (III L)— United Kingdom ... .. Cwt.	1,681			261	1,228	2,720			978	4,268
Straits Settlements ... ..	8		20			20		28		
India—Bombay ... ..	23		9	21	22	187		237	28	275
Other British Possessions ... ..	7	41	1		1	5	127	7		1
<b>TOTAL, BRITISH EMPIRE ... Cwt.</b>	1,728	41	30	282	1,250	2,975	127	237	773	4,545

No. 7—continued.

TOTAL QUANTITIES and VALUE of ARTICLES IMPORTED—continued.

ARTICLES AND COUNTRIES OF CONSIGNMENT.	QUANTITIES.					VALUE.				
	1916-1917.	1917-1918.	1918-1919.	1919-1920.	1920-1921.	1916-1917.	1917-1918.	1918-1919.	1919-1920.	1920-1921.
<b>Metals other than Iron and Steel and Manufactures thereof—continued.</b>						£	£	£	£	£
<i>Tin—continued.</i>										
China ... Cwt.	...	...	...	...	6	...	...	...	...	60
Arabian Gulf Ports ...	...	...	...	28	...	...	...	250	...	...
Other Foreign Countries... Cwt.	1	...	5	...	...	8	...	80	...	
<b>TOTAL, FOREIGN COUNTRIES ... Cwt.</b>	<b>1</b>	<b>...</b>	<b>5</b>	<b>28</b>	<b>6</b>	<b>8</b>	<b>...</b>	<b>80</b>	<b>250</b>	<b>60</b>
<b>TOTAL BRITISH EMPIRE AND FOREIGN COUNTRIES ... Cwt.</b>	<b>1,729</b>	<b>41</b>	<b>36</b>	<b>310</b>	<b>1,271</b>	<b>3,980</b>	<b>137</b>	<b>367</b>	<b>1,021</b>	<b>4,943</b>
<i>Lead or Spelter—</i>										
<b>Unwrought (c) (III. L)—</b>										
Other British Possessions ... Cwt.	...	...	3	...	...	...	...	29	...	...
<b>TOTAL, BRITISH EMPIRE ... Cwt.</b>	<b>...</b>	<b>...</b>	<b>3</b>	<b>...</b>	<b>...</b>	<b>...</b>	<b>...</b>	<b>29</b>	<b>...</b>	<b>...</b>
Italy ... Cwt.	...	...	...	...	...	...	...	...	...	...
<b>TOTAL, FOREIGN COUNTRIES ... Cwt.</b>	<b>...</b>	<b>...</b>	<b>...</b>	<b>...</b>	<b>...</b>	<b>...</b>	<b>...</b>	<b>...</b>	<b>...</b>	<b>...</b>
<b>TOTAL, BRITISH EMPIRE AND FOREIGN COUNTRIES ... Cwt.</b>	<b>...</b>	<b>...</b>	<b>3</b>	<b>...</b>	<b>...</b>	<b>...</b>	<b>...</b>	<b>29</b>	<b>...</b>	<b>...</b>
<b>Wrought or manufactures (b) (III. L)—</b>										
United Kingdom... Cwt.	35	...	27	104	140	137	...	124	272	329
India—Bombay ...	...	...	...	...	29	...	...	...	...	76
Other British Possessions ... Cwt.	3	...	15	2	11	1	...	45	9	9
<b>TOTAL, BRITISH EMPIRE ... Cwt.</b>	<b>37</b>	<b>...</b>	<b>43</b>	<b>106</b>	<b>160</b>	<b>138</b>	<b>...</b>	<b>169</b>	<b>281</b>	<b>414</b>
Djibouti ... Cwt.	29	...	...	...	...	53	...	...	...	...
Italy ...	53	...	...	...	...	67	...	...	...	...
Hodiidah ...	...	...	...	53	...	...	...	...	74	...
Other Foreign Countries ... Cwt.	...	58	...	46	5	...	80	...	67	6
<b>TOTAL, FOREIGN COUNTRIES ... Cwt.</b>	<b>61</b>	<b>58</b>	<b>...</b>	<b>109</b>	<b>5</b>	<b>150</b>	<b>80</b>	<b>...</b>	<b>141</b>	<b>6</b>
<b>TOTAL, BRITISH EMPIRE AND FOREIGN COUNTRIES ... Cwt.</b>	<b>98</b>	<b>56</b>	<b>43</b>	<b>215</b>	<b>165</b>	<b>288</b>	<b>90</b>	<b>169</b>	<b>422</b>	<b>420</b>
<b>Other sorts (c) (III. L)—</b>										
<b>TOTAL, BRITISH EMPIRE ... Cwt.</b>	<b>...</b>	<b>...</b>	<b>...</b>	<b>...</b>	<b>...</b>	<b>...</b>	<b>...</b>	<b>...</b>	<b>...</b>	<b>...</b>
<b>OTHER FOREIGN COUNTRIES ... Cwt.</b>	<b>...</b>	<b>...</b>	<b>...</b>	<b>...</b>	<b>5</b>	<b>...</b>	<b>...</b>	<b>...</b>	<b>...</b>	<b>30</b>
<b>TOTAL, BRITISH EMPIRE AND FOREIGN COUNTRIES ... Cwt.</b>	<b>...</b>	<b>...</b>	<b>...</b>	<b>...</b>	<b>5</b>	<b>...</b>	<b>...</b>	<b>...</b>	<b>...</b>	<b>30</b>
<b>Metals enumerated (III. L)—</b>										
United Kingdom ... Cwt.	...	...	...	171	158	...	...	...	436	267
Egypt ...	...	...	...	739	...	...	...	...	1,051	...
Other British Possessions ... Cwt.	29	7	11	...	5	57	22	45	...	16
Bombay ...	...	...	...	37	...	...	...	...	174	...
<b>TOTAL, BRITISH EMPIRE ... Cwt.</b>	<b>29</b>	<b>7</b>	<b>11</b>	<b>937</b>	<b>158</b>	<b>57</b>	<b>22</b>	<b>45</b>	<b>2,100</b>	<b>303</b>
Italy ... Cwt.	...	75	...	...	...	...	100	...	...	...
France ...	915	...	63	1,062	130	1,205	...	165	4,330	467
Djibouti ...	55	37	...	...	...	74	79	...	...	...
Other Foreign Countries... Cwt.	...	...	...	...	5	...	...	...	53	16
<b>TOTAL, FOREIGN COUNTRIES ... Cwt.</b>	<b>970</b>	<b>112</b>	<b>63</b>	<b>1,701</b>	<b>135</b>	<b>1,300</b>	<b>179</b>	<b>165</b>	<b>4,383</b>	<b>483</b>
<b>TOTAL, BRITISH EMPIRE AND FOREIGN COUNTRIES ... Cwt.</b>	<b>999</b>	<b>119</b>	<b>74</b>	<b>2,638</b>	<b>293</b>	<b>1,436</b>	<b>190</b>	<b>210</b>	<b>6,643</b>	<b>786</b>
<b>TOTAL, METALS—OTHER THAN IRON AND STEEL AND MANUFACTURES THEREOF ... Cwt.</b>	<b>3,470,113</b>	<b>400,130</b>	<b>780,130</b>	<b>5,736,113</b>	<b>4,657,113</b>	<b>9,178</b>	<b>1,406</b>	<b>2,963</b>	<b>17,972</b>	<b>16,436</b>
<b>TOTAL OF METALS ... Tons.</b>	<b>71,711,30</b>	<b>146,191,30</b>	<b>16,16,30</b>	<b>1,105,113,30</b>	<b>1,748,20,113</b>	<b>23,437</b>	<b>4,736</b>	<b>12,404</b>	<b>62,429</b>	<b>68,367</b>

No. 7—continued.

TOTAL QUANTITIES and VALUE of ARTICLES IMPORTED—continued.

631

ARTICLES AND COUNTRIES OF CONSIGNMENT.	QUANTITIES.					VALUE.				
	1916-1917.	1917-1918.	1918-1919.	1919-1920.	1920-1921.	1916-1917.	1917-1918.	1918-1919.	1919-1920.	1920-1921.
<b>Motor Cars and Motor Cycles and parts thereof—</b>										
<b>Motor Cars (III. C)—</b>										
Egypt					15					2,307
United Kingdom	1			1	10	80			307	2,307
India—Bombay	19		1			2,730				
Calcutta	9					1,707				
<b>TOTAL, BRITISH EMPIRE</b> ... No.	<b>29</b>		<b>1</b>	<b>1</b>	<b>25</b>	<b>4,497</b>		<b>87</b>	<b>307</b>	<b>4,834</b>
Arabian Gulf Ports			1	2	1			303	300	80
United States	13			72	97	2,532			16,067	27,220
France					1					300
Belgium				4	6				533	1,067
Moscow				1	3				723	18
Italy										
Other Foreign Countries										
<b>TOTAL, FOREIGN COUNTRIES</b> ... No.	<b>12</b>		<b>1</b>	<b>80</b>	<b>107</b>	<b>2,532</b>		<b>833</b>	<b>16,393</b>	<b>28,000</b>
<b>TOTAL, BRITISH EMPIRE AND FOREIGN COUNTRIES</b> ... No.	<b>35</b>		<b>2</b>	<b>81</b>	<b>132</b>	<b>7,000</b>		<b>920</b>	<b>16,790</b>	<b>36,834</b>
<b>Motor Cycles (III. C)—</b>										
United Kingdom	12			4	23	537			278	2,004
Bombay	19				2	503				200
Other British Possessions	1	1	1			30	30	60		
Ceylon										
<b>TOTAL, BRITISH EMPIRE</b> ... No.	<b>32</b>	<b>1</b>	<b>1</b>	<b>4</b>	<b>25</b>	<b>1,100</b>	<b>30</b>	<b>60</b>	<b>278</b>	<b>2,204</b>
Other Foreign Countries										
United States	5			46		200			367	
<b>TOTAL, FOREIGN COUNTRIES</b> ... No.	<b>5</b>			<b>46</b>		<b>200</b>			<b>367</b>	
<b>TOTAL, BRITISH EMPIRE AND FOREIGN COUNTRIES</b> ... No.	<b>37</b>	<b>1</b>	<b>1</b>	<b>50</b>	<b>25</b>	<b>1,300</b>	<b>30</b>	<b>60</b>	<b>1,105</b>	<b>2,204</b>
<b>Motor Wagons (III. C)—</b>										
Egypt		1			1	800	1,000			1,804
United Kingdom	1	1					230			
Other British Possessions										
<b>TOTAL, BRITISH EMPIRE</b> ... No.	<b>1</b>	<b>2</b>			<b>1</b>	<b>800</b>	<b>1,230</b>			<b>1,804</b>
France				3	3				600	600
United States					3					2,511
Belgium					1					2,500
Portugal					1					500
Austria										500
<b>TOTAL, FOREIGN COUNTRIES</b> ... No.				<b>3</b>	<b>16</b>				<b>600</b>	<b>7,341</b>
<b>TOTAL, BRITISH EMPIRE AND FOREIGN COUNTRIES</b> ... No.	<b>1</b>	<b>2</b>		<b>3</b>	<b>16</b>	<b>800</b>	<b>1,230</b>		<b>600</b>	<b>9,604</b>
<b>Parts of Motor Cars and Motor Cycles and accessories excluding Rubber Tyres (4) (III. C)—</b>										
Egypt						1,065	412	773	911	60
United Kingdom						1,673	712	1,300	144	1,071
Other British Possessions										1
Bombay										30
<b>TOTAL, BRITISH EMPIRE</b> ... Value.						<b>2,738</b>	<b>1,124</b>	<b>2,073</b>	<b>1,055</b>	<b>2,91</b>
United States						751	486		2,510	5,00
France						79			723	20
Italy						120		27		1
Other Foreign Countries										1
<b>TOTAL, FOREIGN COUNTRIES</b> ... Value.						<b>950</b>	<b>485</b>	<b>27</b>	<b>3,233</b>	<b>5,01</b>
<b>TOTAL, BRITISH EMPIRE AND FOREIGN COUNTRIES</b> ... Value.						<b>3,688</b>	<b>1,609</b>	<b>2,100</b>	<b>4,288</b>	<b>7,91</b>
<b>TOTAL, MOTOR CARS, etc.</b> ... Value.						<b>12,225</b>	<b>2,225</b>	<b>2,804</b>	<b>24,005</b>	<b>86,0</b>

No. 7—continued.

632

TOTAL QUANTITIES and VALUE of ARTICLES IMPORTED—continued.

ARTICLES AND COUNTRIES OF CONSIGNMENT.	QUANTITIES.					VALUE.				
	1916-1917.	1917-1918.	1918-1919.	1919-1920.	1920-1921.	£	£	£	£	£
<b>Oils—</b>										
<i>Animal (II. E.)—</i>										
Bombay				233	276					
Others British Possessions		61		2,606	4,307				296	2
					72		6			
					810					
<b>TOTAL, BRITISH EMPIRE</b>		61		2,839	5,017		6		296	2
Italy					307					
Arabian Gulf Ports	1,634	933		1,574	2,923	72	93		191	1
Djibouti					64					
Other Foreign Countries				9	730					
				84	41			20	9	
			274	64	455					
<b>TOTAL, FOREIGN COUNTRIES</b>	1,634	933	274	1,638	2,497	72	93	20	199	2
<b>TOTAL, BRITISH EMPIRE AND FOREIGN COUNTRIES</b>	1,634	933	274	4,477	7,514	72	99	30	494	4
<i>Essential (II. E.)—</i>										
India—Bombay				10,640	9,100					
United Kingdom	2,001	979	1,018	1,064	910	770	683	377	691	9
Other British Possessions	890	1	83	289	25	106	4	28	894	
					3					
<b>TOTAL, BRITISH EMPIRE</b>	2,891	980	1,061	12,982	9,125	876	687	405	1,655	9
France										
Other Foreign Countries	7	25				26	186			
Moscow										
<b>TOTAL, FOREIGN COUNTRIES</b>	7	25				26	186			
<b>TOTAL, BRITISH EMPIRE AND FOREIGN COUNTRIES</b>	2,898	1,005	1,061	12,982	9,125	902	873	405	1,655	9
<i>Fuel Oils (II. E.)—</i>										
Egypt					55,500					4
					236					
<b>TOTAL, BRITISH EMPIRE</b>					55,500					4
Asiatic Turkey Persian Gulf				1,080,350	11,850,810				8,432	121,4
					47,217					
<b>TOTAL FOREIGN COUNTRIES</b>				1,080,350	11,850,810				8,432	121,4
				4,341	47,217					
<b>TOTAL, BRITISH EMPIRE AND FOREIGN COUNTRIES</b>					11,906,310					121,9
					47,443					
<i>Mineral (II. E.)—</i>										
<i>Kerosine in case (M) (II. E.)—</i>										
Zanzibar					56,800					5,0
Egypt				94,000	63				8,000	
Other British Possessions			86	63	96			3	5	
<b>TOTAL, BRITISH EMPIRE</b>			86	94,063	56,856			3	8,005	5,0
United States	546,808	561,568	176,236	1,029,800	679,898	34,634	40,063	15,864	92,270	60,4
China					119,976					10,7
Samatra	16,000				8	1,066				
Other Foreign Countries	496				800	25				
Arabian Gulf Ports										
<b>TOTAL, FOREIGN COUNTRIES</b>	563,304	561,568	176,236	1,029,800	800,776	35,725	40,063	15,864	92,270	71,1
<b>TOTAL, BRITISH EMPIRE AND FOREIGN COUNTRIES</b>	563,304	561,568	176,236	1,123,863	857,672	35,725	40,066	15,867	100,775	76,1
<i>Lubricating Oils (e) (II. E.)—</i>										
Egypt	4,290	3,759	219	2,300	640	907	840	72	363	1
India—Bombay	2,336	5,388	11,034	6,063	1,731	477	1,394	3,840	1,898	6
United Kingdom	4,464	2,182	1,940	7,995	8,774	775	489	601	2,113	1,6
Other British Possessions		5					1			
<b>TOTAL, BRITISH EMPIRE</b>	11,560	11,331	13,186	10,658	8,145	2,059	2,704	4,416	4,344	2,3
Moscow										
United States	9,951	1,180		970	6,897	454	393		893	1,1
Egypt				4,889					663	
Austria										
Italy										
Other Foreign Countries								62	27	
France	975		606	75		133				
<b>TOTAL, FOREIGN COUNTRIES</b>	10,926	1,180	606	5,935	8,897	587	393	62	962	1,1
<b>TOTAL, BRITISH EMPIRE AND FOREIGN COUNTRIES</b>	22,486	12,511	13,792	16,593	17,042	2,646	3,097	4,478	5,306	4,4
<i>Paints, solutions &amp; composition dangerous</i>										
<i>Freshing below 76° F.</i>										
Other British Possessions			3					8		
<b>TOTAL, BRITISH EMPIRE</b>			3					8		
<b>TOTAL, BRITISH EMPIRE AND FOREIGN COUNTRIES</b>			3					8		



No. 7—continued.

TOTAL QUANTITIES and VALUE of ARTICLES IMPORTED—continued.

633

ARTICLES AND COUNTRIES OF CONSIGNMENT.	QUANTITIES.					VALUE.				
	1916-1917.	1917-1918.	1918-1919.	1919-1920.	1920-1921.	1916-1917.	1917-1918.	1918-1919.	1919-1920.	1920-1921.
<i>Oils—continued.</i>										
<i>Mineral O. Kinds—</i>										
United Kingdom ... Gals.					221					86
Bombay ... Gals.			300	172	115			200	113	78
Other British Possessions ... Gals.			130	60				25	13	10
Egypt ... Gals.					187					50
<b>TOTAL, BRITISH EMPIRE ... Gals.</b>			<b>430</b>	<b>232</b>	<b>409</b>			<b>121</b>	<b>126</b>	<b>233</b>
France ... Gals.				1,500					667	
United States ... Gals.					671					199
<b>TOTAL FOREIGN COUNTRIES ... Gals.</b>				<b>1,500</b>	<b>671</b>				<b>667</b>	<b>199</b>
<b>TOTAL, BRITISH EMPIRE AND FOREIGN COUNTRIES ... Gals.</b>				<b>1,732</b>	<b>1,070</b>				<b>667</b>	<b>432</b>
<i>Petroleum, dangerous Benzene, Benzol Petrol and other Motor spirit (c) (H. E.)—</i>										
Straits Settlements ... Gals.		16,470	7,902				2,423	1,351		
Egypt ... Gals.	12,690	52,634	16,000	48,000	79,527	1,187	5,041	2,067	8,000	2,702
United Kingdom ... Gals.				16						
Other British Possessions ... Gals.										
Bombay ... Gals.	1,000					120				
<b>TOTAL, BRITISH EMPIRE ... Gals.</b>	<b>13,690</b>	<b>70,034</b>	<b>23,902</b>	<b>48,016</b>	<b>79,527</b>	<b>1,307</b>	<b>10,467</b>	<b>2,067</b>	<b>8,000</b>	<b>2,702</b>
Italy ... Gals.										
Massawah ... Gals.		4,000					733			
Egypt ... Gals.										
Sumatra ... Gals.	22,000					4,000				
United States ... Gals.	24,000	60,961		20,000	26,000	2,000	6,931		27,000	6,433
Other Foreign Countries ... Gals.		40					6			
<b>TOTAL, FOREIGN COUNTRIES ... Gals.</b>	<b>24,000</b>	<b>61,001</b>		<b>20,000</b>	<b>26,000</b>	<b>6,000</b>	<b>7,770</b>		<b>27,000</b>	<b>6,433</b>
<b>TOTAL, BRITISH EMPIRE AND FOREIGN COUNTRIES ... Gals.</b>	<b>37,690</b>	<b>131,035</b>	<b>23,902</b>	<b>128,016</b>	<b>1,32,527</b>	<b>2,177</b>	<b>20,237</b>	<b>2,067</b>	<b>30,000</b>	<b>19,135</b>
<i>Vegetables, non-essential—</i>										
<i>Castor (a) (H. E.)—</i>										
India—Bombay ... Cwt. & Gals.				85	81	115	280		290	182
Calcutta ... Cwt. & Gals.	951	1,216		980	601	70				137
United Kingdom ... Cwt. & Gals.	168				210	90				
Other British Possessions ... Cwt. & Gals.	228			23	6		45	20	48	29
<b>TOTAL, BRITISH EMPIRE ... Cwt. &amp; Gals.</b>	<b>1,345</b>	<b>1,381</b>	<b>80</b>	<b>1,069</b>	<b>878</b>	<b>261</b>	<b>284</b>	<b>20</b>	<b>288</b>	<b>218</b>
Other Foreign Countries ... Gals.										
<b>TOTAL, FOREIGN COUNTRIES ... Gals.</b>										
<b>TOTAL, BRITISH EMPIRE AND FOREIGN COUNTRIES ... Cwt. &amp; Gals.</b>	<b>1,345</b>	<b>1,381</b>	<b>80</b>	<b>1,069</b>	<b>878</b>	<b>261</b>	<b>284</b>	<b>20</b>	<b>288</b>	<b>218</b>
<i>Cocunut (b) (H. E.)—</i>										
Mauritius and Dependencies ... Gals.	1,050					267				
Ceylon ... Gals.	700		240			187		80		
Seychelles ... Cwt. & Gals.	1,480	4,000		176	1,930	261	778			827
India—Bombay ... Cwt. & Gals.	2,384	10,291	4,893	2,973	3,913	267	3,000	1,281	808	1,220
Calcutta ... Cwt. & Gals.	940				120	165				90
Perim ... Cwt. & Gals.					200					681
Malbar Coast ... Cwt. & Gals.					3,000			1		11
Other British Possessions ... Cwt. & Gals.		280	128		21		68	14		
<b>TOTAL, BRITISH EMPIRE ... Cwt. &amp; Gals.</b>	<b>6,474</b>	<b>22,544</b>	<b>5,360</b>	<b>1,972</b>	<b>6,248</b>	<b>1,207</b>	<b>4,819</b>	<b>1,484</b>	<b>808</b>	<b>2,807</b>
Other Foreign Countries ... Cwt. & Gals.	5		20	160		1		4	11	
<b>TOTAL, FOREIGN COUNTRIES ... Cwt. &amp; Gals.</b>	<b>5</b>		<b>20</b>	<b>160</b>		<b>1</b>		<b>4</b>	<b>11</b>	
<b>TOTAL, BRITISH EMPIRE AND FOREIGN COUNTRIES ... Cwt. &amp; Gals.</b>	<b>6,479</b>	<b>22,544</b>	<b>5,380</b>	<b>2,132</b>	<b>6,248</b>	<b>1,208</b>	<b>4,819</b>	<b>1,488</b>	<b>804</b>	<b>2,807</b>
<i>Cotton seed (c) (H. E.)—</i>										
Other British Possessions ... Gals.										
<b>TOTAL, BRITISH EMPIRE ... Gals.</b>										

ARTICLE AND COUNTRIES OF CONSIGNMENT.	QUANTITIES.					VALUE.				
	1916-1917.	1917-1918.	1918-1919.	1919-1920.	1920-1921.	1916-1917.	1917-1918.	1918-1919.	1919-1920.	1920-1921.
<i>Oils—continued.</i>										
<i>Vegetables, non-essential—continued.</i>										
<b>Linseed (e) (II. E.)—</b>										
India—Bombay ... ..	Cwt. & Gals. ....	.....	.....	294	113	.....	133	763	912	430
United Kingdom ... ..	Cwt. & Gals. ....	.....	.....	2,506	1,267	965	117	.....	2,037	1,054
Other British Possessions ... ..	Cwt. & Gals. ....	.....	.....	6,661	4,377	63	.....	21	15	.....
<b>TOTAL, BRITISH EMPIRE</b> ... ..	Cwt. & Gals. ....	.....	.....	823	495	1,017	250	784	2,964	2,084
United States ... ..	Cwt. & Gals. ....	.....	.....	.....	.....	.....	260	.....	.....	.....
Other Foreign Countries ... ..	Cwt. & Gals. ....	.....	.....	.....	1	.....	.....	.....	.....	11
<b>TOTAL, FOREIGN COUNTRIES</b> ... ..	Cwt. & Gals. ....	.....	.....	.....	1	.....	260	.....	.....	11
<b>TOTAL, BRITISH EMPIRE AND FOREIGN COUNTRIES</b> ... ..	Cwt. & Gals. ....	.....	.....	823	495	1,017	510	784	2,964	2,095
<b>Mustard-seed (f) (II. E.)—</b>										
Other British Possessions ... ..	Cwt. & Gals. ....	.....	.....	3	2	.....	60	47	10	4
Bombay ... ..	Cwt. & Gals. ....	.....	.....	81	24	127	.....	.....	.....	99
<b>TOTAL, BRITISH EMPIRE</b> ... ..	Cwt. & Gals. ....	.....	.....	3	24	127	60	47	10	103
<b>Beanum (oil or linseed) (g) (II. E.)—</b>										
British East Africa, Zanzibar, etc. ... ..	Cwt. & Gals. ....	.....	.....	.....	.....	.....	.....	.....	.....	.....
India—Bombay ... ..	Cwt. & Gals. ....	.....	.....	179	100	2,390	1,191	185	664	275
Other British Possessions ... ..	Cwt. & Gals. ....	.....	.....	.....	1	2	.....	50	2	.....
<b>TOTAL, BRITISH EMPIRE</b> ... ..	Cwt. & Gals. ....	.....	.....	180	100	.....	1,191	185	666	275
Mocha ... ..	Cwt. & Gals. ....	.....	.....	.....	135	.....	.....	.....	.....	311
Arabian Gulf Ports ... ..	Cwt. & Gals. ....	.....	.....	.....	1,507	.....	100	.....	.....	.....
Hodhodah ... ..	Cwt. & Gals. ....	.....	.....	.....	49	.....	.....	.....	.....	103
Other Foreign Countries ... ..	Cwt. & Gals. ....	.....	.....	24	48	1	3	2	46	8
<b>TOTAL, FOREIGN COUNTRIES</b> ... ..	Cwt. & Gals. ....	.....	.....	24	185	1	103	2	46	112
<b>TOTAL, BRITISH EMPIRE AND FOREIGN COUNTRIES</b> ... ..	Cwt. & Gals. ....	.....	.....	204	285	2,393	1,294	187	712	387
<b>Other sorts (h) (II. E.)—</b>										
Egypt ... ..	Cwt. & Gals. ....	.....	.....	300	.....	.....	.....	167	.....	.....
United Kingdom ... ..	Cwt. & Gals. ....	.....	.....	.....	65	.....	.....	.....	.....	398
India—Bombay ... ..	Cwt. & Gals. ....	.....	.....	87	224	.....	.....	.....	319	117
Other British Possessions ... ..	Cwt. & Gals. ....	.....	.....	.....	116	60	.....	.....	43	.....
<b>TOTAL, BRITISH EMPIRE</b> ... ..	Cwt. & Gals. ....	.....	.....	387	385	60	.....	167	283	514
Moscow ... ..	Cwt. & Gals. ....	.....	.....	7	.....	.....	.....	.....	67	.....
Greece ... ..	Cwt. & Gals. ....	.....	.....	90	16	.....	.....	.....	67	.....
Other Foreign Countries ... ..	Cwt. & Gals. ....	.....	.....	180	18	.....	.....	.....	115	46
Dihonti ... ..	Cwt. & Gals. ....	.....	.....	197	80	.....	.....	.....	.....	133
<b>TOTAL, FOREIGN COUNTRIES</b> ... ..	Cwt. & Gals. ....	.....	.....	41	28	.....	.....	.....	249	179
<b>TOTAL, BRITISH EMPIRE AND FOREIGN COUNTRIES</b> ... ..	Cwt. & Gals. ....	.....	.....	428	413	60	.....	167	511	693
<b>TOTAL OF OILS</b> ... ..	Cwt. & Gals. ....	695,933	744,329	225,020	2,359,137	12,946,195	53,597	71,620	27,923	1,42,360

GENERAL IMPORTS.

SEA-BORNE TRADE.

No. 7—continued.

TOTAL QUANTITIES and VALUE of ARTICLES IMPORTED—continued.

635

ARTICLES, AND COUNTRIES OF CONSIGNMENTS.	QUANTITIES.					VALUE.				
	1916-1917.	1917-1918.	1918-1919.	1919-1920.	1920-1921.	1916-1917.	1917-1918.	1918-1919.	1919-1920.	1920-1921.
<b>Oilseeds (III. F.)—</b>										
Zanzibar, etc. ... Cwt.	700	373				£	£	£	£	£
Bombay ... "						277	73			
Other British Possessions ... "	125	201				83	86			
<b>TOTAL, BRITISH EMPIRE ... Cwt.</b>	<b>834</b>	<b>573</b>				<b>330</b>	<b>139</b>			
Other Foreign Countries ... Cwt.	263	90	5		14	71	20	0		13
Italian East Africa ... "										
<b>TOTAL, FOREIGN COUNTRIES ... Cwt.</b>	<b>263</b>	<b>90</b>	<b>5</b>		<b>14</b>	<b>71</b>	<b>20</b>	<b>0</b>		<b>13</b>
<b>TOTAL, BRITISH EMPIRE AND FOREIGN COUNTRIES ... Cwt.</b>	<b>1,098</b>	<b>663</b>	<b>5</b>		<b>14</b>	<b>401</b>	<b>177</b>	<b>0</b>		<b>13</b>
<b>Oil-cloth and Floor-cloth (III. F.)—</b>										
Bombay ... Sq. Yds.				613						130
United Kingdom ... "	912	1,075	822	1,376	1,331	94	137	103		308
Other British Possessions ... "	533	150	733		108	80	23	13		23
<b>TOTAL, BRITISH EMPIRE ... Sq. Yds.</b>	<b>1,445</b>	<b>1,225</b>	<b>1,555</b>	<b>1,989</b>	<b>1,770</b>	<b>174</b>	<b>160</b>	<b>116</b>		<b>361</b>
Other Foreign Countries ... Sq. Yds.										
<b>TOTAL, FOREIGN COUNTRIES ... Sq. Yds.</b>										
<b>TOTAL, BRITISH EMPIRE AND FOREIGN COUNTRIES ... Sq. Yds.</b>	<b>1,445</b>	<b>1,225</b>	<b>1,555</b>	<b>1,989</b>	<b>1,770</b>	<b>174</b>	<b>160</b>	<b>116</b>		<b>361</b>
<b>Opium (III. D.)—</b>										
India—Bombay ... Lbs.	61			240		140				233
Other British Possession ... "					120					81
<b>TOTAL, BRITISH EMPIRE ... Lbs.</b>	<b>61</b>			<b>240</b>	<b>120</b>	<b>140</b>				<b>314</b>
<b>TOTAL, BRITISH EMPIRE AND FOREIGN COUNTRIES ... Lbs.</b>	<b>61</b>			<b>240</b>	<b>120</b>	<b>140</b>				<b>314</b>
<b>Packing—Engine and Boiler—of all kinds including asbestos (III. F.)—</b>										
United Kingdom ... Value.						607	908	108	674	571
Bombay ... "									204	20
Other British Possessions ... "						35	5	20		
<b>TOTAL, BRITISH EMPIRE ... Value.</b>						<b>642</b>	<b>913</b>	<b>128</b>	<b>878</b>	<b>591</b>
Other Foreign Countries ... Value.										5
<b>TOTAL, FOREIGN COUNTRIES ... Value.</b>										<b>5</b>
<b>TOTAL, BRITISH EMPIRE AND FOREIGN COUNTRIES ... Value.</b>						<b>642</b>	<b>913</b>	<b>128</b>	<b>878</b>	<b>596</b>
<b>Paints and Painters' materials—</b>										
<b>Paints and Colours—</b>										
<b>Graphite—</b>										
Other British Possessions ... Cwt.				1	2					7
<b>TOTAL, BRITISH EMPIRE ... Cwt.</b>				<b>1</b>	<b>2</b>					<b>7</b>
<b>Red lead—</b>										
<b>Genuine—</b>										
United Kingdom ... Cwt.				178	80					494
Bombay ... "				57						123
Other British Possessions ... "				2	9					5
<b>TOTAL, BRITISH EMPIRE ... Cwt.</b>				<b>237</b>	<b>89</b>					<b>622</b>
<b>TOTAL, BRITISH EMPIRE AND FOREIGN COUNTRIES ... Cwt.</b>				<b>237</b>	<b>89</b>					<b>622</b>
<b>Red lead—Genuine moist—</b>										
Other British Possessions ... Cwt.					12					64
<b>TOTAL, BRITISH EMPIRE ... Cwt.</b>					<b>12</b>					<b>64</b>
<b>Red lead—Reduced dry—</b>										
United Kingdom ... Cwt.					225					577
Other British Possessions ... "					32					71
<b>TOTAL, BRITISH EMPIRE ... Cwt.</b>					<b>257</b>					<b>648</b>
Other Foreign Countries ... Cwt.					11					13
<b>TOTAL, FOREIGN COUNTRIES ... Cwt.</b>					<b>11</b>					<b>13</b>
<b>TOTAL, BRITISH EMPIRE AND FOREIGN COUNTRIES ... Cwt.</b>					<b>278</b>					<b>661</b>
<b>White lead—</b>										
<b>Genuine—</b>										
United Kingdom ... Cwt.				142	91					408
Bombay ... "				20						25
<b>TOTAL, BRITISH EMPIRE ... Cwt.</b>				<b>162</b>	<b>91</b>					<b>433</b>
<b>TOTAL, BRITISH EMPIRE AND FOREIGN COUNTRIES ... Cwt.</b>				<b>162</b>	<b>91</b>					<b>433</b>

No. 7—continued.

636

TOTAL QUANTITIES and VALUE of ARTICLES IMPORTED—continued.

ARTICLES, AND COUNTRIES OF CONSIGNMENT.	QUANTITIES.					VALUE.				
	1916-1917.	1917-1918.	1918-1919.	1919-1920.	1920-1921.	1916-1917.	1917-1918.	1918-1919.	1919-1920.	1920-1921.
<b>Paint and Painters' Materials—continued.</b>						£	£	£	£	£
<i>White lead—</i>										
Reduced dry—										
United Kingdom .. .. Cwt.	....	....	....	....	118	....	....	....	....	336
Other British Possession .. .. Cwt.	....	....	....	....	26	....	....	....	....	61
<b>TOTAL, BRITISH EMPIRE .. Cwt.</b>	....	....	....	....	144	....	....	....	....	397
Other Foreign Countries .. .. Cwt.	....	....	....	....	3	....	....	....	....	5
<b>TOTAL, FOREIGN COUNTRIES .. Cwt.</b>	....	....	....	....	3	....	....	....	....	5
<b>TOTAL, BRITISH EMPIRE AND FOREIGN COUNTRIES .. Cwt.</b>	....	....	....	....	144	....	....	....	....	404
<i>Genuine moist—</i>										
Bombay .. .. Cwt.	....	....	....	....	14	....	....	....	....	177
Other British Possessions .. .. Cwt.	....	....	....	....	20	....	....	....	....	60
<b>TOTAL, BRITISH EMPIRE .. Cwt.</b>	....	....	....	....	34	....	....	....	....	237
Other Foreign Countries .. .. Cwt.	....	....	....	....	1	....	....	....	....	2
<b>TOTAL, FOREIGN COUNTRIES .. Cwt.</b>	....	....	....	....	1	....	....	....	....	2
<b>TOTAL, BRITISH EMPIRE AND FOREIGN COUNTRIES .. Cwt.</b>	....	....	....	....	35	....	....	....	....	239
<i>White Zinc—</i>										
Genuine—										
Other British Possessions .. .. Cwt.	....	....	....	6	13	....	....	....	23	31
<b>TOTAL, BRITISH EMPIRE .. Cwt.</b>	....	....	....	6	13	....	....	....	23	31
<i>Zinc White—</i>										
Reduced dry—										
United Kingdom .. .. Cwt.	....	....	....	....	66	....	....	....	....	206
Other British Possession .. .. Cwt.	....	....	....	....	8	....	....	....	....	23
<b>TOTAL, BRITISH EMPIRE .. Cwt.</b>	....	....	....	....	74	....	....	....	....	229
Reduced moist—										
Other British Possessions .. .. Cwt.	....	....	....	....	12	....	....	....	....	36
<b>TOTAL, BRITISH EMPIRE .. Cwt.</b>	....	....	....	....	12	....	....	....	....	36
<i>Painters' Materials (other than paints and colours)—</i>										
Variable—										
United Kingdom .. .. Cwt.	....	....	....	33	....	....	....	210	....	
Bombay .. .. Cwt.	....	....	....	13	....	....	....	73	....	
<b>TOTAL BRITISH EMPIRE .. Cwt.</b>	....	....	....	46	....	....	....	283	....	
Other Foreign Countries .. .. Cwt.	....	....	....	3	....	....	....	7	....	
<b>TOTAL FOREIGN COUNTRIES .. Cwt.</b>	....	....	....	3	....	....	....	7	....	
<b>TOTAL, BRITISH EMPIRE AND FOREIGN COUNTRIES .. Cwt.</b>	....	....	....	49	....	....	....	290	....	
<i>White and red lead (a) II (III, F)—</i>										
Bombay .. .. Cwt.	....	....	151	51	....	....	1,034	71	....	
United Kingdom .. .. Cwt.	440	208	98	204	....	1,079	460	300	503	
Other British Possessions .. .. Cwt.	17	3	....	....	....	61	6	....	....	
<b>TOTAL, BRITISH EMPIRE .. Cwt.</b>	467	211	249	255	....	1,140	466	1,334	574	
Other Foreign Countries .. .. Cwt.	3	....	....	....	....	3	....	....	....	
<b>TOTAL, FOREIGN COUNTRIES .. Cwt.</b>	3	....	....	....	....	3	....	....	....	
<b>TOTAL, BRITISH EMPIRE AND FOREIGN COUNTRIES .. Cwt.</b>	460	211	249	255	....	1,143	466	1,334	574	
<i>Paints and Painters' materials—</i>										
blue paint or Paris blue—										
Other British Possession .. .. Cwt.	....	....	....	....	5	....	....	....	....	
<b>TOTAL BRITISH EMPIRE .. Cwt.</b>	....	....	....	....	5	....	....	....	19	
Other sorts (a III) (III, F)—										
United Kingdom .. .. Cwt.	818	474	319	1,413	1,188	2,172	1,676	1,390	4,547	2,551
Egypt .. .. Cwt.	....	....	50	....	....	....	....	333	....	....
India—Bombay .. .. Cwt.	43	....	530	266	223	164	....	2,312	2,368	2,013
Calcutta .. .. Cwt.	53	....	....	....	81	1,094	....	....	....	264
Other British Possessions .. .. Cwt.	....	6	....	2	7	....	53	....	7	23
<b>TOTAL, BRITISH EMPIRE .. Cwt.</b>	914	486	898	1,700	1,469	3,430	4,723	3,935	7,423	6,251

No. 7—continued.

TOTAL QUANTITIES and VALUE of ARTICLES IMPORTED—continued.

337

ARTICLES AND COUNTRIES OF CONSIGNMENT.	QUANTITIES.					VALUE.				
	1916-1917.	1917-1918.	1918-1919.	1919-1920.	1920-1921.	1916-1917.	1917-1918.	1918-1919.	1919-1920.	1920-1921.
<b>Paint and Painters Materials—continued</b>										
<b>Other sorts (a iii) (III. F.)—continued.</b>										
Belgium ... Cwt.				21	9					200
United States ... "				33	36				137	93
Austria ... "				6	11				240	638
Other Foreign Countries ... "		70	1		22		27	2	18	204
Italy ... "					11					180
<b>TOTAL, FOREIGN COUNTRIES ... Cwt.</b>		70	1	66	78		27	2	200	1,042
<b>TOTAL, BRITISH EMPIRE AND FOREIGN COUNTRIES ... Cwt.</b>	914	432,711	980	1,708	1,334	3,470	1,788	2,898	7,619	7,844
<b>Painters' materials (other than paints and colours) (b)—</b>										
<b>Turpentine—Genuine turpentine (b) (III. F.)—</b>										
Other Foreign Countries ... Cwt.					74					1
<b>TOTAL, FOREIGN COUNTRIES ... Cwt.</b>					74					1
<b>Turpentine (b i) (III. F.)—</b>										
United Kingdom... Cwt.	108			36	60	227			80	267
Other British Possessions ... "	7	15	10	4	3	74	63	68	18	14
<b>TOTAL BRITISH EMPIRE ... Cwt.</b>	115	15	10	30	73	301	63	88	118	281
United States ... Cwt.		20		35	20		80		337	87
Other Foreign Countries ... "	28				3	60				7
<b>TOTAL, FOREIGN COUNTRIES ... Cwt.</b>	28	20		35	23	60	80		337	94
<b>TOTAL, BRITISH EMPIRE AND FOREIGN COUNTRIES ... Cwt.</b>	143	35	10	115	96	361	143	88	360	375
<b>Varnish—</b>										
United Kingdom ... Cwt.					42					243
Bombay ... "					25					113
Other British Possessions ... "					3					7
<b>TOTAL BRITISH EMPIRE ... Cwt.</b>					70					363
Other Foreign Countries ... Cwt.					2					10
<b>TOTAL FOREIGN COUNTRIES ... Cwt.</b>					2					10
<b>TOTAL, BRITISH EMPIRE AND FOREIGN COUNTRIES ... Cwt.</b>					72					373
<b>Other kinds (b ii) (III. F.)—</b>										
United Kingdom ... Value.						283	101	241	172	178
Bombay ... "						97		100		461
Other British Possessions ... "							23	2	26	3
<b>TOTAL, BRITISH EMPIRE ... Value.</b>						380	124	343	208	642
Other Foreign Countries ... Value.							27	7		
<b>TOTAL, FOREIGN COUNTRIES ... Value.</b>							27	7		
<b>TOTAL, BRITISH EMPIRE AND FOREIGN COUNTRIES ... Value.</b>						380	151	350	208	642
<b>TOTAL, PAINTS AND PAINTERS' MATERIALS ... Value.</b>						5,234	2,408	5,721	10,623	10,987
<b>Paper, Pasteboard, and Stationery—</b>										
<b>Paper—</b>										
<b>Packing paper (a) (III. M.)—</b>										
United Kingdom ... Cwt.	744	220	44	41	10	907	728	280	280	91
India—Bombay ... "	2,621	661	11			2,636	1,208	207		
Egypt ... "	896				20	2,180				126
Suakin and Port Sudan ... "				4	6	18			16	21
Other British Possessions ... "	10									
<b>TOTAL, BRITISH EMPIRE ... Cwt.</b>	4,181	730	164	45	46	5,728	1,936	483	296	244
Arabian Gulf Ports ... Cwt.			26					27		
Austria ... "										708
Italy ... "	110					276				
Other Foreign Countries ... "		25					56			
United States ... "	260					317				
Sweden ... "				18					20	
<b>TOTAL, FOREIGN COUNTRIES ... Cwt.</b>	280	25	26	18	20	603	56	27	20	708
<b>TOTAL, BRITISH EMPIRE AND FOREIGN COUNTRIES ... Cwt.</b>	4,461	755	190	63	66	6,331	1,992	510	316	952

638 TOTAL QUANTITIES and VALUE of ARTICLES IMPORTED—continued.

ARTICLES, AND COUNTRIES OF CONSIGNMENT.	QUANTITIES.					VALUES.				
	1916-1917.	1917-1918.	1918-1919.	1919-1920.	1920-1921.	1916-1917.	1917-1918.	1918-1919.	1919-1920.	1920-1921.
<b>PAPER, PASTEBOARD, and Stationery—</b> <i>continued.</i>										
Printing paper (b) (III-M.)—										
Egypt ... Cwt.					60					13
United Kingdom ... Cwt.	39	27	69	38	24	135	153	504	163	29
Other British Possessions ... Cwt.	1	2		2		1	40		24	
Bombay ... Cwt.					17					14
<b>TOTAL, BRITISH EMPIRE ... Cwt.</b>	<b>39</b>	<b>29</b>	<b>69</b>	<b>38</b>	<b>111</b>	<b>135</b>	<b>193</b>	<b>504</b>	<b>187</b>	<b>49</b>
Other Foreign Countries ... Cwt.										
<b>TOTAL, FOREIGN COUNTRIES ... Cwt.</b>										
<b>TOTAL, BRITISH EMPIRE AND FOREIGN COUNTRIES ... Cwt.</b>	<b>39</b>	<b>29</b>	<b>69</b>	<b>38</b>	<b>111</b>	<b>135</b>	<b>193</b>	<b>504</b>	<b>187</b>	<b>49</b>
Writing paper and envelopes (c) (III-M.)—										
United Kingdom ... Value.						458	871	1,357	379	2,49
India—Bombay ... Value.						1,023	1,171	2,215	1,685	1,49
Other British Possessions ... Value.						7	10		40	4
<b>TOTAL, BRITISH EMPIRE ... Value.</b>						<b>1,488</b>	<b>2,052</b>	<b>3,572</b>	<b>2,104</b>	<b>4,58</b>
Austria ... Value.										
Germany ... Value.										
Italy ... Value.						313	543	69	2,184	1,51
Other Foreign Countries ... Value.						81	3		68	20
<b>TOTAL FOREIGN COUNTRIES ... Value.</b>						<b>394</b>	<b>546</b>	<b>69</b>	<b>2,252</b>	<b>1,71</b>
<b>TOTAL, BRITISH EMPIRE AND FOREIGN COUNTRIES ... Value.</b>						<b>1,882</b>	<b>2,598</b>	<b>3,641</b>	<b>4,356</b>	<b>6,29</b>
Other kinds of paper including paper manufactures (d) (III-M.)—										
Buckin ... Cwt.				125	125				100	131
Egypt ... Cwt.	548	389	19		88	4,018	2,806	304		241
United Kingdom ... Cwt.	205	167	183	8,954	6,818	1,256	878	1,007	9,629	8,274
India—Bombay ... Cwt.	24		118	47		67		755	284	
Other British Possessions ... Cwt.	16	24			20	16	51			43
<b>TOTAL, BRITISH EMPIRE ... Cwt.</b>	<b>793</b>	<b>570</b>	<b>270</b>	<b>9,126</b>	<b>7,041</b>	<b>5,359</b>	<b>3,586</b>	<b>2,067</b>	<b>10,013</b>	<b>8,594</b>
Holland ... Cwt.					6					69
Italy ... Cwt.	111	116			40	207	200			122
Egypt, etc. ... Cwt.										
Other Foreign Countries ... Cwt.	32	5	15	3	4	73	49	30	35	30
United States ... Cwt.	250					313				
Japan ... Cwt.										
<b>TOTAL, FOREIGN COUNTRIES ... Cwt.</b>	<b>393</b>	<b>121</b>	<b>15</b>	<b>3</b>	<b>50</b>	<b>593</b>	<b>249</b>	<b>30</b>	<b>35</b>	<b>221</b>
<b>TOTAL, BRITISH EMPIRE AND FOREIGN COUNTRIES ... Cwt.</b>	<b>1,186</b>	<b>691</b>	<b>285</b>	<b>9,129</b>	<b>7,091</b>	<b>5,952</b>	<b>3,835</b>	<b>2,097</b>	<b>10,048</b>	<b>8,817</b>
Paper Manufactures (III-M.)—										
Egypt ... Cwt.										606
Other British Possessions ... Cwt.										43
<b>TOTAL, BRITISH EMPIRE ... Cwt.</b>										<b>649</b>
Holland ... Cwt.										200
Other Foreign Countries ... Cwt.										10
<b>TOTAL FOREIGN COUNTRIES ... Cwt.</b>										<b>210</b>
<b>TOTAL, BRITISH EMPIRE AND FOREIGN COUNTRIES ... Cwt.</b>										<b>859</b>
Pasteboard, millboard and cardboard of all kinds (III-M.)—										
Egypt ... Cwt.	60			14	14	498			167	93
United Kingdom ... Cwt.		16		12	10		280		97	92
Other British Possessions ... Cwt.	26	23	21	19	13	18	87	41	47	46
<b>TOTAL, BRITISH EMPIRE ... Cwt.</b>	<b>92</b>	<b>45</b>	<b>21</b>	<b>45</b>	<b>37</b>	<b>514</b>	<b>347</b>	<b>41</b>	<b>311</b>	<b>231</b>
Italy ... Cwt.	15					50				
Other Foreign Countries ... Cwt.	5		1	1	1	33		3	1	49
<b>TOTAL, FOREIGN COUNTRIES ... Cwt.</b>	<b>20</b>		<b>1</b>	<b>1</b>	<b>1</b>	<b>83</b>		<b>3</b>	<b>1</b>	<b>49</b>
<b>TOTAL, BRITISH EMPIRE AND FOREIGN COUNTRIES ... Cwt.</b>	<b>102</b>	<b>45</b>	<b>22</b>	<b>46</b>	<b>38</b>	<b>597</b>	<b>347</b>	<b>44</b>	<b>312</b>	<b>271</b>
<b>TOTAL OF PAPER AND PASTEBOARD ... Value.</b>						<b>15,088</b>	<b>8,939</b>	<b>7,044</b>	<b>15,254</b>	<b>17,702</b>
Paper-making Materials—										
Kemp and other materials (II J.)—										
Other British Possessions ... Cwt.	4	7	13	4		10	8	17	20	
<b>TOTAL, BRITISH EMPIRE ... Cwt.</b>	<b>4</b>	<b>7</b>	<b>13</b>	<b>4</b>		<b>10</b>	<b>8</b>	<b>17</b>	<b>20</b>	
<b>TOTAL, BRITISH EMPIRE AND FOREIGN COUNTRIES ... Cwt.</b>	<b>4</b>	<b>7</b>	<b>13</b>	<b>4</b>		<b>10</b>	<b>8</b>	<b>17</b>	<b>20</b>	

No. 7—continued.

TOTAL QUANTITIES and VALUE of ARTICLES IMPORTED—continued.

639

ARTICLES AND COUNTRIES OF CONSIGNMENT	QUANTITIES.					VALUE.				
	1916-1917.	1917-1918.	1918-1919.	1919-1920.	1920-1921.	1916-1917.	1917-1918.	1918-1919.	1919-1920.	1920-1921.
Paraffin wax— United Kingdom ... Cwt.					27					12
TOTAL BRITISH EMPIRE ... Cwt.					27					12
Perfumery (not being perfumed Spirits) (III. P)—										
Egypt ... Value.										161
United Kingdom ... Value.						268	480	348	843	1,331
India—Bombay ... Value.						318	622	1,063	2,414	361
Other British Possessions ... Value.						7	4		10	1
TOTAL, BRITISH EMPIRE ... Value.						593	1,076	1,411	3,267	1,764
France ... Value.						108	183		418	704
Egypt, etc. ... Value.										
Asiatic Turkey Persian Gulf ... Value.									63	
Djibouti ... Value.						8,811	2,455	1,947	1,481	1,028
Arabian Gulf Ports ... Value.						183		183	880	
Muskat ... Value.									290	
Turkey in Asia ... Value.										
Other Foreign Countries ... Value.						118	17		68	177
TOTAL, FOREIGN COUNTRIES ... Value.						8,988	2,664	2,100	3,364	2,816
TOTAL, BRITISH EMPIRE AND FOREIGN COUNTRIES ... Value.						9,581	4,740	4,511	6,631	4,580
Pitch, Tar and Dammer (III. P)—										
Bombay ... Cwt.			523					478		
United Kingdom ... Cwt.	545		107			229		348		
Other British Possessions ... Cwt.	27	205		99		26	104		89	
TOTAL, BRITISH EMPIRE ... Cwt.	572	205	630	99		284	104	726	88	
Coal tar and pitch—										
United Kingdom ... Cwt.				229	183				318	321
Other British Possessions ... Cwt.				61	69				91	28
TOTAL BRITISH EMPIRE ... Cwt.				290	252				409	349
Other Foreign Countries ... Cwt.				2	62				2	60
TOTAL FOREIGN COUNTRIES ... Cwt.				2	62				2	60
TOTAL, BRITISH EMPIRE AND FOREIGN COUNTRIES ... Cwt.				292	314				411	409
Dammer—										
Other British Possessions ... Cwt.				5					3	
TOTAL BRITISH EMPIRE ... Cwt.				5					3	
Other Foreign Countries ... Cwt.				7	2				8	2
TOTAL FOREIGN COUNTRIES ... Cwt.				7	2				8	2
TOTAL BRITISH EMPIRE AND FOREIGN COUNTRIES ... Cwt.				12	2				11	2
Other Foreign Countries ... Cwt.	2	2				2	2			
Italy ... Cwt.	78			31		108			67	
TOTAL, FOREIGN COUNTRIES ... Cwt.	80	2		31		110	2		67	
TOTAL, BRITISH EMPIRE AND FOREIGN COUNTRIES ... Cwt.	652	207	630	130		494	106	726	155	
Plants, living, including bulbs and seeds for sowing (II. J)—										
Other British Possessions ... Value.							21		20	2
TOTAL, BRITISH EMPIRE ... Value.							21		20	2
Mokha ... Value.										66
Italy ... Value.						1			1	1
Other Foreign Countries ... Value.						1			1	164
TOTAL, FOREIGN COUNTRIES ... Value.						2			2	171
TOTAL, BRITISH EMPIRE AND FOREIGN COUNTRIES ... Value.						2			2	173

640 TOTAL QUANTITIES and VALUE of ARTICLES IMPORTED—continued.

ARTICLES, AND COUNTRIES OF CONSIGNMENT.	QUANTITIES.					VALUE.				
	1916-1917.	1917-1918.	1918-1919.	1919-1920.	1920-1921.	1916-1917.	1917-1918.	1918-1919.	1919-1920.	1920-1921.
<b>Polishes—</b>										
<i>Polishes and composition for application to leather (a) (III-P.)—</i>										
United Kingdom ... .. Value.	.....	.....	.....	.....	.....	225	377	545	345	540
Other British Possessions ... .. Value.	.....	.....	.....	.....	.....	47	51	32	5	55
TOTAL, BRITISH EMPIRE ... Value.	.....	.....	.....	.....	.....	272	428	577	350	595
Other Foreign Countries ... .. Value.	.....	.....	.....	.....	.....	.....	.....	.....	.....	60
TOTAL, FOREIGN COUNTRIES ... Value.	.....	.....	.....	.....	.....	.....	.....	.....	.....	60
TOTAL, BRITISH EMPIRE AND FOREIGN COUNTRIES ... Value.	.....	.....	.....	.....	.....	.....	.....	.....	.....	655
<i>Polishes and composition for application to metals, etc. (b) (III-P.)—</i>										
Other British Possessions ... .. Value.	.....	.....	.....	.....	.....	4	10	9	1	12
United Kingdom ... .. Value.	.....	.....	.....	.....	.....	191	475	451	457	498
TOTAL, BRITISH EMPIRE ... Value.	.....	.....	.....	.....	.....	195	485	460	458	510
Other Foreign Countries ... .. Value.	.....	.....	.....	.....	.....	.....	.....	.....	.....	51
TOTAL, FOREIGN COUNTRIES ... Value.	.....	.....	.....	.....	.....	.....	.....	.....	.....	51
TOTAL, BRITISH EMPIRE AND FOREIGN COUNTRIES ... Value.	.....	.....	.....	.....	.....	195	485	460	460	561
<b>Precious stones and pearls unset (II. J)—</b>										
India—Bombay ... .. Value.	.....	.....	.....	.....	.....	3,333	.....	.....	.....	.....
Somaliand ... .. Value.	.....	.....	.....	.....	.....	477	.....	.....	.....	167
Other British Possessions ... .. Value.	.....	.....	.....	.....	.....	.....	7	.....	.....	.....
TOTAL, BRITISH EMPIRE ... Value.	.....	.....	.....	.....	.....	3,810	7	.....	.....	167
Austria ... .. Value.	.....	.....	.....	.....	.....	.....	.....	.....	.....	.....
France ... .. Value.	.....	.....	.....	.....	.....	167	.....	667	.....	.....
Mocha, etc. ... .. Value.	.....	.....	.....	.....	.....	.....	.....	.....	3,333	14,567
Arabian Gulf Ports ... .. Value.	.....	.....	.....	.....	.....	133	.....	.....	107	.....
Mosawah ... .. Value.	.....	.....	.....	.....	.....	3,000	467	.....	.....	800
Lohia ... .. Value.	.....	.....	.....	.....	.....	.....	.....	.....	.....	.....
Hodeidah ... .. Value.	.....	.....	.....	.....	.....	.....	.....	.....	.....	267
Independent Somali Ports ... .. Value.	.....	.....	.....	.....	.....	1,112	287	.....	.....	.....
Kamran and Furman ... .. Value.	.....	.....	.....	.....	.....	24,738	6,637	18,133	11,600	.....
Galran ... .. Value.	.....	.....	.....	.....	.....	.....	.....	.....	.....	.....
TOTAL, FOREIGN COUNTRIES ... Value.	.....	.....	.....	.....	.....	29,150	7,391	8,900	13,040	15,924
TOTAL, BRITISH EMPIRE AND FOREIGN COUNTRIES ... Value.	.....	.....	.....	.....	.....	32,960	7,398	8,900	13,067	16,101
<b>Printing and Lithographing Materials excluding Paper—</b>										
<i>Other Materials (b) (III-P.)—</i>										
Other British Possessions ... .. Value.	.....	.....	.....	.....	.....	.....	.....	.....	.....	.....
TOTAL, BRITISH EMPIRE ... Value.	.....	.....	.....	.....	.....	.....	.....	.....	.....	.....
Other Foreign Countries ... .. Value.	.....	.....	.....	.....	.....	.....	.....	.....	.....	.....
TOTAL, FOREIGN COUNTRIES ... Value.	.....	.....	.....	.....	.....	.....	.....	.....	.....	.....
TOTAL, BRITISH EMPIRE AND FOREIGN COUNTRIES ... Value.	.....	.....	.....	.....	.....	.....	.....	.....	.....	.....
<b>Printing and Lithographing Press (III-P.)—</b>										
United Kingdom ... .. Value.	.....	.....	.....	.....	.....	.....	.....	.....	114	.....
Other British Possessions ... .. Value.	.....	.....	.....	.....	.....	.....	.....	.....	.....	51
TOTAL, BRITISH EMPIRE ... Value.	.....	.....	.....	.....	.....	.....	.....	.....	114	51
Other Foreign Countries ... .. Value.	.....	.....	.....	.....	.....	.....	.....	.....	.....	28
TOTAL FOREIGN COUNTRIES ... Value.	.....	.....	.....	.....	.....	.....	.....	.....	.....	28
TOTAL BRITISH EMPIRE AND FOREIGN COUNTRIES ... Value.	.....	.....	.....	.....	.....	.....	.....	.....	.....	59
<b>Printing and Lithographing Machine and Materials (excluding Paper)—</b>										
<i>Printing Type (III-P.)—</i>										
United Kingdom ... .. Cwt.	.....	5	.....	.....	.....	.....	73	.....	.....	.....
Other British Possessions ... .. Cwt.	.....	.....	1	.....	.....	.....	.....	.....	.....	.....
TOTAL, BRITISH EMPIRE ... Cwt.	.....	5	1	.....	.....	.....	73	.....	.....	.....
TOTAL, BRITISH EMPIRE AND FOREIGN COUNTRIES ... Cwt.	.....	5	1	.....	.....	.....	73	.....	.....	.....
<i>Printer's and Lithographer's ink (III-P.)—</i>										
Other British Possessions ... .. Value.	.....	.....	.....	.....	.....	.....	.....	.....	.....	3
TOTAL, BRITISH EMPIRE ... Value.	.....	.....	.....	.....	.....	.....	.....	.....	.....	3
<i>Other Materials (III-P.)—</i>										
Other British Possessions ... .. Value.	.....	.....	.....	.....	.....	7	7	17	.....	3
TOTAL, BRITISH EMPIRE ... Value.	.....	.....	.....	.....	.....	7	7	17	.....	3
TOTAL, BRITISH EMPIRE AND FOREIGN COUNTRIES ... Value.	.....	.....	.....	.....	.....	7	7	17	.....	3



No. 7—continued.

TOTAL QUANTITIES and VALUE of ARTICLES IMPORTED—continued.

641

ARTICLES, AND COUNTRIES OF CONSIGNMENT.	QUANTITIES.					VALUE.				
	1916-1917.	1917-1918.	1918-1919.	1919-1920.	1920-1921.	1916-1917.	1917-1918.	1918-1919.	1919-1920.	1920-1921.
<b>Prints, Engravings and Pictures—</b>						£	£	£	£	£
<i>Photographs and Picture Post-cards (a) (Ill-P.)—</i>										
United Kingdom ... .. Value.						117			605	88
Other British Possessions ... .. "						3	53		30	7
<b>TOTAL, BRITISH EMPIRE ... Value.</b>						120	53		635	95
Other Foreign Countries ... .. Value.						10			1	1
<b>TOTAL, FOREIGN COUNTRIES ... Value.</b>						10			1	1
<b>TOTAL, BRITISH EMPIRE AND FOREIGN COUNTRIES ... Value.</b>						130	53		636	96
<i>Others (Prints, Engravings, etc.), (b) (Ill-P.)—</i>										
United Kingdom ... .. Value.							80			
Other British Possessions ... .. "						10		3	10	28
<b>TOTAL, BRITISH EMPIRE ... Value.</b>						10	80	3	10	28
Other Foreign Countries ... .. Value.						3			3	
<b>TOTAL, FOREIGN COUNTRIES ... Value.</b>						3			3	
<b>TOTAL, BRITISH EMPIRE AND FOREIGN COUNTRIES ... Value.</b>						13	80	3	13	28
<b>Provisions and Oilman's Stores—</b>										
<i>Bacon and Hams (I.E.)—</i>										
Egypt ... .. Lbs.				300					120	
United Kingdom ... .. "	20,343	4,816	2,331	11,114	7,427	1,156	348	263	1,089	636
Other British Possessions ... .. "	700	968	438	197	283	68	88	80	18	11
Bombay ... .. "					270					21
<b>TOTAL, BRITISH EMPIRE ... Lbs.</b>	21,043	5,784	2,769	11,311	7,700	1,224	336	343	1,107	668
Other Foreign Countries ... .. Lbs.	80				150	5				19
<b>TOTAL, FOREIGN COUNTRIES ... Lbs.</b>	80				150	5				19
<b>TOTAL, BRITISH EMPIRE AND FOREIGN COUNTRIES ... Lbs.</b>	21,123	5,784	2,769	11,311	7,850	1,229	336	343	1,107	687
<i>Biscuits and Cakes (I.E.)—</i>										
United Kingdom ... .. Lbs.	116,318	14,500	8,022	77,808	123,114	4,934	812	748	4,198	6,566
India—Bombay ... .. "	2,981	2,821	2,201	2,410	7,944	148	108	181	218	440
Zanzibar ... .. "										
Ceylon ... .. "	1,090					28				
Other British Possessions ... .. "	1,706	245			1,410	60	28			76
<b>TOTAL, BRITISH EMPIRE ... Lbs.</b>	121,801	17,566	11,023	80,218	131,468	5,130	948	929	4,416	7,082
Other Foreign Countries ... .. Lbs.	507			336	168	11			25	7
<b>TOTAL, FOREIGN COUNTRIES ... Lbs.</b>	507			336	168	11			25	7
<b>TOTAL, BRITISH EMPIRE AND FOREIGN COUNTRIES ... Lbs.</b>	121,808	17,566	11,023	80,554	131,636	5,141	948	929	4,441	7,089
<i>Butter including Condensed (I.E.)—</i>										
United Kingdom ... .. Lbs.	1,702	27,272	27,050		1,314	180	2,208	2,518		114
India—Bombay ... .. "	90,128			26,228	27,168	5,028			1,004	2,216
Other British Possessions ... .. "			227	444	410			17	62	64
<b>TOTAL, BRITISH EMPIRE ... Lbs.</b>	91,830	27,272	27,277	26,672	28,892	5,208	2,208	2,535	2,076	2,394
Austria ... .. Lbs.	60	228		72	274	7	18		3	27
Other Foreign Countries ... .. "	60	228		72	274	7	18		3	27
<b>TOTAL, FOREIGN COUNTRIES ... Lbs.</b>	120	456		144	548	14	36		6	54
<b>TOTAL, BRITISH EMPIRE AND FOREIGN COUNTRIES ... Lbs.</b>	91,950	27,728	27,277	26,816	29,440	5,222	2,244	2,535	2,082	2,448

TOTAL QUANTITIES and VALUE of ARTICLES IMPORTED—continued.

ARTICLES, AND COUNTRIES OF CONSIGNMENT.	QUANTITIES.					VALUE.				
	1916-1917.	1917-1918.	1918-1919.	1919-1920.	1920-1921.	1916-1917.	1917-1918.	1918-1919.	1919-1920.	1920-1921.
<i>Provisions and Qliman's Stores—continued.</i>										
<i>Chaco (including comad) (I E)—</i>										
Egypt ... .. Lbs.					1,568					187
United Kingdoms ... .. "	11,941	1,184			6,654	694	112			608
Bombay ... .. "					1,567					114
Other British Possessions ... .. "	414	495	736	879	140	42	40	79	78	10
TOTAL, BRITISH EMPIRE ... Lbs.	12,355	1,649	736	879	9,769	736	152	79	78	764
Holland ... .. Lbs.					820					74
Mossawah ... .. "	1,367					68				
D'jibouti ... .. "				500					73	
Mokha ... .. "					2,352					81
Other Foreign Countries ... .. "	404		126	1,084	517	18		7	28	26
United States of America... .. "					692					100
TOTAL, FOREIGN COUNTRIES ... Lbs.	1,771		126	1,624	4,331	86		7	101	259
TOTAL, BRITISH EMPIRE AND FOREIGN COUNTRIES ... Lbs.	14,126	1,649	862	2,503	14,100	822	152	86	179	1,024
<i>Cocoa and Chocolate (I E)—</i>										
Bombay ... .. Lbs.			671	834				67	87	
United Kingdom ... .. "	29,198	2,023	994	12,336	15,404	1,474	132	129	1,144	1,549
Other British Possessions ... .. "	336	214	418	36	112	8	25	53	3	20
TOTAL, BRITISH EMPIRE ... Lbs.	29,534	2,242	2,103	12,366	15,516	1,482	157	210	1,234	1,569
Other Foreign Countries ... .. Lbs.	126					14				
TOTAL, FOREIGN COUNTRIES ... Lbs.	126					14				
TOTAL, BRITISH EMPIRE AND FOREIGN COUNTRIES ... Lbs.	29,660	2,242	2,103	12,366	15,516	1,496	157	210	1,234	1,569
<i>Farinaceous and Patent Food (I E)—</i>										
Bombay ... .. Cwt.		81	157	252	636		182	263	496	977
United Kingdom ... .. "	840	104	87	243	256	742	306	257	942	692
Other British Possessions ... .. "	44	1	1	7	18	43	6	2	20	41
TOTAL, BRITISH EMPIRE ... Cwt.	368	186	215	502	910	790	494	622	1,458	1,910
United States ... .. Cwt.				77	51				232	279
Mossawah ... .. "										
Other Foreign Countries ... .. "	1			10	9	4			25	10
TOTAL, FOREIGN COUNTRIES ... Cwt.	1			87	60	4			257	289
TOTAL, BRITISH EMPIRE AND FOREIGN COUNTRIES ... Cwt.	367	186	215	589	970	794	494	622	1,715	2,206
<i>GN (I E)—</i>										
Somaliland ... .. Lbs.	522,542	842,948	120,508	37,578	351,616	16,188	12,839	6,494	2,242	15,421
Zanzibar, etc. ... .. "				12,000	31,416				800	1,433
Strait Settlements ... .. "										
India—Bombay ... .. "	122,638	57,946	60,161	94,689	64,840	5,922	3,384	5,333	6,047	5,863
—Gulf of Outeh ... .. "			3,246					809		
Other British Possessions ... .. "	22			1,216	35	1			60	2
Karachi ... .. "					2,632					227
TOTAL, BRITISH EMPIRE ... Lbs.	631,258	400,892	203,917	151,513	450,039	22,109	17,223	12,185	10,158	23,101
Asiatic Turkey Persian Gulf ... .. "					1,960					93
Kamran, etc. ... .. Lbs.		5,264					236			
Mossawah ... .. "				3,664					260	
Hodeidah ... .. "				15,204	11,307				773	525
Madagascar ... .. "										
Independent Somali Ports ... .. "	2,522	7,252				16,426	79	225		541
Italian East Africa ... .. "		7,168		51,423	5,400		273		3,508	285
Gaizan ... .. "	7,987	17,842	11,690	3,659					478	165
Mokha ... .. "	16,333			21,429	21,140	509			1,120	628
Arabian Gulf Ports ... .. "	12,813	17,248	3,570		6,873	382	662	164		279
German East Africa ... .. "					7,000					223
D'jibouti and Obokh ... .. "	84,192	19,796	131,620	73,329	189,379	2,789	694	7,147	4,296	8,822
Other Foreign Countries ... .. "	2,566	755	112	591	861	87	23	6	48	44
Dunkato coast ... .. "					14,124					685
TOTAL, FOREIGN COUNTRIES ... Lbs.	129,009	76,027	146,992	169,918	269,252	4,090	2,762	7,792	10,168	12,329
TOTAL, BRITISH EMPIRE AND FOREIGN COUNTRIES ... Lbs.	760,267	476,919	350,909	321,431	719,291	26,199	19,985	19,977	20,326	35,430

No. 7—continued.

TOTAL QUANTITIES and VALUE of ARTICLES IMPORTED—continued.

643

ARTICLES, AND COUNTRIES OF CONSIGNMENT.	QUANTITIES.					VALUE.				
	1916-1917.	1917-1918.	1918-1919.	1919-1920.	1920-1921.	1916-1917.	1917-1918.	1918-1919.	1919-1920.	1920-1921.
<b>Provisions and Oilman's Stores—continued.</b>										
<i>Isinglass—</i>										
Bombay ... .. Cwt.	...	...	...	...	5	...	...	...	...	70
Other British Possessions ... ..	...	...	...	...	1	...	...	...	...	3
TOTAL BRITISH EMPIRE ... Cwt.	...	...	...	...	6	...	...	...	...	73
<i>Jams and jellies (J.E.)—</i>										
Bombay ... .. Lbs.	...	...	...	14,380	8,183	...	...	...	807	388
United Kingdom ... ..	36,918	...	...	7,303	18,840	2,112	...	...	804	634
Other British Possessions ... ..	1,498	2,543	1,006	1,760	423	40	97	78	83	40
TOTAL, BRITISH EMPIRE ... Lbs.	38,498	2,543	1,006	23,333	27,426	2,161	97	78	363	1,102
United States ... .. Lbs.	...	...	...	...	2,732	...	...	...	...	178
Other Foreign Countries ... ..	2,640	...	...	1,104	537	83	...	...	60	33
Italy ... ..	...	...	...	...	4,004	...	...	...	...	313
TOTAL, FOREIGN COUNTRIES ... Lbs.	2,640	...	...	1,104	7,380	83	...	...	60	431
TOTAL, BRITISH EMPIRE AND FOREIGN COUNTRIES ... Lbs.	41,048	2,543	1,006	24,436	34,806	2,244	97	78	723	1,533
<i>Lard (J.E.)—</i>										
United Kingdom ... .. Lbs.	2,702	...	...	1,118	2,744	187	...	...	83	291
Other British Possessions ... ..	...	263	...	...	...	...	18	...	...	...
TOTAL, BRITISH EMPIRE ... Lbs.	2,702	263	...	1,118	2,744	187	18	...	83	291
TOTAL, FOREIGN COUNTRIES ... Lbs.	...	...	...	...	...	...	...	...	...	...
TOTAL, BRITISH EMPIRE AND FOREIGN COUNTRIES ... Lbs.	2,702	263	...	1,118	2,744	187	18	...	83	291
<i>Milk condensed and preserved, including Milk Cream (J.E.)—</i>										
Bombay ... .. Lbs.	...	2,800	9,464	40,944	24,879	...	703	448	1,908	642
Zanzibar ... ..	...	...	...	10,640	...	...	...	...	490	...
Egypt ... ..	37,344	...	...	...	2,400	1,177	...	...	...	123
United Kingdom ... ..	265,782	22,786	2,064	9,308	23,208	11,034	861	145	440	1,110
Ceylon ... ..	...	...	...	...	2,400	...	...	...	...	108
Other British Possessions ... ..	836	564	240	...	73	20	25	13	...	2
TOTAL, BRITISH EMPIRE ... Lbs.	294,011	26,692	12,669	60,963	52,637	12,431	1,079	608	2,647	2,190
France ... .. Lbs.	...	...	...	...	...	...	...	...	...	...
Italy ... ..	19,200	...	...	...	...	427	...	...	...	...
United States ... ..	71,808	...	...	...	...	1,410	...	...	...	...
Holland ... ..	...	...	...	...	1,900	...	...	...	...	67
Other Foreign Countries ... ..	336	112	...	...	823	14	7	...	...	68
TOTAL, FOREIGN COUNTRIES ... Lbs.	91,344	112	...	...	2,652	1,461	7	...	...	110
TOTAL, BRITISH EMPIRE AND FOREIGN COUNTRIES ... Lbs.	485,355	27,064	12,669	60,963	54,489	14,892	1,086	608	2,857	2,300
<i>Pickles, Chutnies, Sauces and Condiments, (J.E.)—</i>										
Egypt ... .. Cwt.	...	...	...	26	...	...	...	...	126	...
United Kingdom ... ..	239	116	95	239	204	206	623	549	1,097	1,004
India—Bombay ... ..	98	61	111	117	28	244	178	237	494	308
Other British Possessions ... ..	7	...	1	2	6	23	4	12	8	17
TOTAL, BRITISH EMPIRE ... Cwt.	339	176	207	375	298	1,178	704	808	1,706	1,336
Italy ... .. Cwt.	110	...	...	123	170	291	...	...	283	262
Mozambique ... ..	...	...	...	...	24	...	...	...	...	193
Other Foreign Countries ... ..	1	...	...	15	5	2	...	1	26	26
TOTAL, FOREIGN COUNTRIES ... Cwt.	111	...	...	137	205	294	...	1	289	480
TOTAL, BRITISH EMPIRE AND FOREIGN COUNTRIES ... Cwt.	450	176	207	512	503	1,467	704	809	2,095	1,816
<i>Vinegar (excluding bottled Vinegar), J.E.—</i>										
United Kingdom ... .. Gal.	123	105	48	1,270	1,143	188	275	28	129	144
Other British Possessions ... ..	5	5	2	61	25	2	5	12	12	9
TOTAL, BRITISH EMPIRE ... Gal.	128	110	50	1,331	1,179	190	280	40	141	153
Arabian Gulf Ports ... .. Gal.	519	238	248	4,267	2,121	223	187	209	251	223
Other Foreign Countries ... ..	...	...	...	280	719	...	...	...	10	20
TOTAL, FOREIGN COUNTRIES ... Gal.	519	238	248	4,617	2,841	223	187	209	261	243
TOTAL, BRITISH EMPIRE AND FOREIGN COUNTRIES ... Gal.	647	448	298	6,118	5,019	413	467	249	402	396

No. 7—continued.

644 TOTAL QUANTITIES and VALUE of ARTICLES IMPORTED—continued.

ARTICLES, AND COUNTRIES OF CONSIGNMENT.	QUANTITIES.					VALUE.				
	1916-1917.	1917-1918.	1918-1919.	1919-1920.	1920-1921.	1916-1917.	1917-1918.	1918-1919.	1919-1920.	1920-1921.
<i>Provisions and Oilman's Stores—continued.</i>										
<i>Other sorts of Provisions—canned and bottled—</i>										
<i>Provisions (not specified elsewhere), (a) I. E.—</i>										
Ceylon		11	163	22	56		84	793	123	125
Egypt	78		93	88	22	201		668	246	216
Zanzibar					21					106
United Kingdom	2,796	1,157	535	1,233	1,563	10,172	4,994	3,017	7,674	7,913
Straits Settlements	2,082				500	3,440				1,564
Bombay—India	743	805	1,249	612	684	1,724	2,492	5,233	2,471	2,231
Calcutta.	25					71				
Other British Possessions	27	9	9	39	4	66	54	40	136	9
<b>TOTAL, BRITISH EMPIRE</b>	<b>5,705</b>	<b>1,982</b>	<b>2,044</b>	<b>1,904</b>	<b>2,850</b>	<b>15,974</b>	<b>7,627</b>	<b>9,557</b>	<b>10,452</b>	<b>12,191</b>
Italian East Africa		31					197			
United States of America		60		110	233		232		536	1,072
Italy	411			319	175	1,682			627	416
Hodidab					20					171
Turkey in Asia										
France	31	6				298	171			
Egypt, etc.										
Other Foreign Countries	21	17	2	30	63	74	63	7	165	176
Mossawah	20				99	115				263
Djibouti					100					429
<b>TOTAL, FOREIGN COUNTRIES</b>	<b>483</b>	<b>114</b>	<b>2</b>	<b>468</b>	<b>630</b>	<b>2,179</b>	<b>653</b>	<b>7</b>	<b>1,497</b>	<b>2,630</b>
<b>TOTAL, BRITISH EMPIRE AND FOREIGN COUNTRIES</b>	<b>6,189</b>	<b>2,096</b>	<b>2,046</b>	<b>2,432</b>	<b>3,480</b>	<b>17,853</b>	<b>8,310</b>	<b>9,564</b>	<b>11,949</b>	<b>14,824</b>
<i>Tinned or Canned Fish—</i>										
Egypt					53					291
United Kingdom				88	196				437	1,076
Bombay				107	62				606	531
Other British Possessions				4	17				44	61
<b>TOTAL, BRITISH EMPIRE</b>				<b>194</b>	<b>327</b>				<b>1,087</b>	<b>1,768</b>
United States					157					1,106
Norway					22					136
Other Foreign Countries				5	1				53	14
<b>TOTAL, FOREIGN COUNTRIES</b>				<b>5</b>	<b>180</b>				<b>53</b>	<b>1,246</b>
<b>TOTAL, BRITISH EMPIRE AND FOREIGN COUNTRIES</b>				<b>199</b>	<b>507</b>				<b>1,140</b>	<b>3,012</b>
<i>Other sorts (b) I. E.—</i>										
Egypt	217				91	231				263
Malabar Coast					174					484
United Kingdom	954	89	53	43	160	2,693	400	1,067	23	2,119
Somaliand		123		94	363		392		123	629
Zanzibar										
India—Bombay	4,737	3,729	137	170	50	3,657	4,308	284	714	189
—Karachi										
Other British Possessions	103	13	10	23	27	80	62	33	61	101
<b>TOTAL, BRITISH EMPIRE</b>	<b>5,911</b>	<b>3,969</b>	<b>199</b>	<b>330</b>	<b>371</b>	<b>6,616</b>	<b>5,162</b>	<b>1,350</b>	<b>1,124</b>	<b>2,594</b>
Muskat					71					67
Asiatic Turkey Persian Gulf				223	143				151	111
Mossawah	66					169				
Italy	123	49				376	144			
Hodidab					14					67
Arabian Gulf Ports	221	85	69	412	786	1,449	491	667	1,135	1,076
Dunkali Coast					210					90
Mocha					85					103
United States				35					167	
Other Foreign Countries	63	49	63	74	100	141	78	64	178	194
<b>TOTAL, FOREIGN COUNTRIES</b>	<b>623</b>	<b>183</b>	<b>147</b>	<b>743</b>	<b>1,430</b>	<b>2,155</b>	<b>711</b>	<b>731</b>	<b>1,631</b>	<b>2,423</b>
<b>TOTAL, BRITISH EMPIRE AND FOREIGN COUNTRIES</b>	<b>6,533</b>	<b>4,152</b>	<b>346</b>	<b>1,073</b>	<b>2,301</b>	<b>8,771</b>	<b>5,873</b>	<b>2,080</b>	<b>2,755</b>	<b>4,997</b>
<b>TOTAL, PROVISIONS AND OILMAN'S STORES</b>						<b>86,388</b>	<b>41,022</b>	<b>38,230</b>	<b>53,185</b>	<b>59,955</b>

No. 7—continued.

TOTAL QUANTITIES and VALUE of ARTICLES IMPORTED—continued.

645

ARTICLES, AND COUNTRIES OF CONSIGNMENT.	QUANTITIES.					VALUE.				
	1916-1917.	1917-1918.	1918-1919.	1919-1920.	1920-1921.	1916-1917.	1917-1918.	1918-1919.	1919-1920.	1920-1921.
<b>Railway plant and Rolling Stock—</b>										
<i>Carriage and wagons and parts thereof (III N.)—</i>										
Other British Possessions ... Cwt.										12
<b>TOTAL, BRITISH EMPIRE ... Cwt.</b>										12
<i>Sleepers of wood (a) (III N.)—</i>										
Other British Possessions ... Cwt.										
Bombay ...				600					1,000	
<b>TOTAL, BRITISH EMPIRE ... Cwt.</b>				600					1,000	
<b>TOTAL, RAILWAY PLANT AND ROLLING STOCK ... Value.</b>				600					1,000	
<b>Balls, Chairs and fish plates of steel or iron—</b>										
United Kingdom ... Cwt.				60	108				100	830
Bombay ...				563					920	
<b>TOTAL, BRITISH EMPIRE ... Cwt.</b>				623	108				1,020	830
Italy ... Cwt.				2,400					2,007	
Other Foreign Countries ...				2,400	235				2,007	80
<b>TOTAL, BRITISH EMPIRE AND FOREIGN COUNTRIES ... Cwt.</b>				3,023	343				2,727	910
<i>Sleepers and Keys of steel or iron (III N.)—</i>										
United Kingdom ... Cwt.					32					100
<b>TOTAL, BRITISH EMPIRE ... Cwt.</b>					32					100
<i>Other kinds of Materials (III N.)—</i>										
United Kingdom ... Cwt.					96					170
<b>TOTAL, BRITISH EMPIRE ... Cwt.</b>					96					170
<b>Rubber—</b>										
<i>Tyres for Motor and Motor Cycles (a) (III P.)—</i>										
Other British Possessions ... No.	24			14	21	70			97	60
United Kingdom ...	480	801	702	1,107	947	2,678	2,944	2,065	6,098	4,207
India—Bombay ...	88	96	116	300	22	467	485	650	1,457	170
<b>TOTAL, BRITISH EMPIRE ... No.</b>	573	900	818	1,421	990	3,045	3,330	2,715	7,652	4,437
Austria ... No.					46					219
United States ...	14			104	934	80			610	2,297
D'Jibouti ...			364					970		
France ...	38	302	12	148	405	840	902	80	172	625
Other Foreign Countries ...			40	6				20	12	
<b>TOTAL, FOREIGN COUNTRIES ... No.</b>	60	302	416	264	1,275	920	902	1,000	602	6,508
<b>TOTAL, BRITISH EMPIRE AND FOREIGN COUNTRIES ... No.</b>	633	1,202	1,234	1,785	2,265	3,977	4,232	3,715	8,254	11,045
<i>Tubes for Motor-Cars and Motor Cycles—(b) (III P.)—</i>										
Bombay ... No.			100	104				220	242	
United Kingdom ...	90	509	420	697	410	110	670	630	1,014	540
Other British Possessions ...	90	1								25
<b>TOTAL, BRITISH EMPIRE ... No.</b>	170	510	520	801	410	110	670	630	1,014	565
United States ... No.				151	329				100	620
France ...		130			170		170			25
D'Jibouti ...			400					640		
Other Foreign Countries ...	24			70	20	24			60	27
<b>TOTAL, FOREIGN COUNTRIES ... No.</b>	24	130	400	221	1,020	24	170	640	120	622
<b>TOTAL, BRITISH EMPIRE AND FOREIGN COUNTRIES ... No.</b>	194	640	920	1,021	1,430	134	840	1,270	1,134	1,187

No. 7—continued.

TOTAL QUANTITIES and VALUE of ARTICLES IMPORTED—continued.

646

ARTICLES, AND COUNTRIES OF CONSIGNMENT.	QUANTITIES.					VALUE.				
	1916-1917.	1917-1918.	1918-1919.	1919-1920.	1920-1921.	1916-1917.	1917-1918.	1918-1919.	1919-1920.	1920-1921.
<b>Rubber—continued.</b>										
<i>Other Manufactures (c) (III F)—</i>										
United Kingdom ... .. Value.	...	...	...	...	...	94	168	117	616	316
Other British Possessions ... .. Value.	...	...	...	...	...	34	12	39	43	63
TOTAL, BRITISH EMPIRE ... Value.	...	...	...	...	...	128	180	156	659	379
Other Foreign Countries... .. Value.	...	...	...	...	...	8	5	10	7	2
Djibouti ... .. Value.	...	...	...	...	...	687	...	...	...	...
TOTAL, FOREIGN COUNTRIES ... Val.-c.	...	...	...	...	...	675	5	10	7	2
TOTAL, BRITISH EMPIRE AND FOREIGN COUNTRIES ... .. Value.	...	...	...	...	...	503	185	166	653	380
<i>Salt (II)—</i>										
Somaland ... .. Tons.	...	...	30	...	...	...	...	100	...	...
United Kingdom... .. Tons.	8	7	6	3	3	106	125	120	113	99
Other British Possessions ... .. Tons.	2	1	4	1	1	16	11	45	4	12
TOTAL, BRITISH EMPIRE ... Tons.	10	8	40	3	4	122	136	265	107	111
Other Foreign Countries ... .. Tons.	...	...	...	...	4	...	...	...	...	3
TOTAL, FOREIGN COUNTRIES ... Tons.	...	...	...	...	4	...	...	...	...	3
TOTAL, BRITISH EMPIRE AND FOREIGN COUNTRIES... .. Tons.	10	8	40	3	8	122	136	265	107	114
<i>Seeds—</i>										
<i>Oil-seeds—</i>										
<i>Essential (a) (II F)—</i>										
Egypt ... .. Cwt.	45	...	...	70	905	173	...	...	273	2,600
India—Bombay ... .. Cwt.	4,110	2,603	1,850	1,774	1,129	6,753	5,679	3,421	3,459	1,813
" Calcutta ... .. Cwt.	...	...	...	...	...	...	...	...	...	...
Other British Possessions ... .. Cwt.	43	10	22	22	8	53	48	62	59	2
United Kingdom ... .. Cwt.	...	50	...	...	...	...	260	...	...	...
TOTAL, BRITISH EMPIRE ... Cwt.	4,198	2,762	1,843	1,831	2,027	6,964	5,987	3,483	3,790	4,535
Arabian Gulf Ports ... .. Cwt.	...	69	204	...	...	...	154	44	...	...
France ... .. Cwt.	20	...	...	453	312	205	...	...	2,807	911
Hodaidah ... .. Cwt.	...	...	...	...	...	...	...	...	...	...
Austria ... .. Cwt.	...	...	...	...	...	...	...	...	...	...
Other Foreign Countries ... .. Cwt.	15	6	3	...	24	53	6	4	...	61
TOTAL, FOREIGN COUNTRIES ... Cwt.	55	75	267	453	376	258	150	44	2,807	972
TOTAL, BRITISH EMPIRE AND FOREIGN COUNTRIES ... Cwt.	4,263	2,837	2,109	2,334	2,403	7,222	6,137	3,527	6,597	5,507
<i>Non-essential—</i>										
<i>Castor (II F)—</i>										
Zanzibar ... .. Cwt.	...	...	161	...	...	...	...	487	...	...
TOTAL, BRITISH EMPIRE ... Cwt.	...	...	161	...	...	...	...	487	...	...
<i>Castor (II F)—</i>										
Other Foreign Countries ... .. Cwt.	...	...	...	...	15	...	...	...	...	45
TOTAL, FOREIGN COUNTRIES ... Cwt.	...	...	...	...	15	...	...	...	...	45
TOTAL, BRITISH EMPIRE AND FOREIGN COUNTRIES ... Cwt.	...	...	161	...	15	...	...	487	...	49
<i>Copra or Coconut Kernel (iii) (II F)—</i>										
Zanzibar ... .. Cwt.	...	...	7,220	400	...	...	...	16,131	667	1,025
India—Bombay ... .. Cwt.	60	111	63	201	433	145	274	137	583	27
Other British Possessions ... .. Cwt.	76	...	...	...	17	42	...	...	...	...
TOTAL, BRITISH EMPIRE ... Cwt.	145	111	7,352	601	450	189	274	16,268	1,050	1,052
Other Foreign Countries ... .. Cwt.	...	...	...	23	4	...	...	...	28	1
TOTAL, FOREIGN COUNTRIES ... Cwt.	...	...	...	23	4	...	...	...	28	1
TOTAL, BRITISH EMPIRE AND FOREIGN COUNTRIES ... Cwt.	145	111	7,352	624	454	189	274	16,296	1,078	1,053
<i>Non-essential Cotton (iii) (II F)—</i>										
Zanzibar and Pemba ... .. Cwt.	348	...	912	...	...	122	...	627	...	...
India—Bombay ... .. Cwt.	9,281	2,120	2,000	7,194	5,205	2,647	2,002	2,323	5,499	3,852
" Calcutta ... .. Cwt.	...	...	...	...	...	...	...	...	...	...
" Karachi ... .. Cwt.	360	...	...	...	883	107	...	...	...	645
Other British Possessions... .. Cwt.	50	...	...	31	...	20	...	...	31	...
TOTAL, BRITISH EMPIRE ... Cwt.	7,034	2,136	4,491	7,225	7,043	2,906	2,002	2,950	5,530	4,335

No. 7—continued.

TOTAL QUANTITIES and VALUE of ARTICLES IMPORTED—continued.

647

ARTICLES AND COUNTRIES OF CONSIGNMENT.	QUANTITIES.					VALUE.				
	1916-1917.	1917-1918.	1918-1919.	1919-1920.	1920-1921.	1916-1917.	1917-1918.	1918-1919.	1919-1920.	1920-1921.
<i>Seeds—continued.</i>										
<i>Oil-seeds—continued.</i>										
<i>Non-essential Cotton (bii) (II F)—continued.</i>										
Arabian Gulf Ports ... Cwt.	...	...	...	...	...	...	...	...	...	...
Italian East Africa ... Cwt.	1,698	2,039	2,220	783	2,027	881	1,078	1,068	408	1,207
Other Foreign Countries ... Cwt.	45	...	...	14	68	14	...	...	18	18
TOTAL, FOREIGN COUNTRIES ... Cwt.	1,698	2,039	2,220	747	2,062	895	1,078	1,086	426	1,225
TOTAL, BRITISH EMPIRE AND FOREIGN COUNTRIES ... Cwt.	6,673	8,175	6,641	7,973	8,738	3,471	3,077	4,893	3,913	3,860
<i>Groundnuts (bii) (II F)—</i>										
Zanzibar and Pemba ... Cwt.	...	...	2,103	125	180	...	...	2,307	300	308
India—Karachi ... Cwt.	90	...	...	...	...	80	...	...	...	...
India—Bombay ... Cwt.	1,835	1,230	1,302	1,689	1,850	1,368	1,178	1,768	2,700	2,958
Other British Possessions ... Cwt.	45	...	...	...	...	23	...	...	...	...
TOTAL, BRITISH EMPIRE ... Cwt.	1,967	1,230	3,304	1,814	2,000	1,461	1,178	4,878	3,000	3,466
A Gulf Ports ... Cwt.	...	...	300	275	...	...	...	330	300	...
Other Foreign Countries ... Cwt.	...	77	...	...	63	...	81	...	...	27
TOTAL, FOREIGN COUNTRIES ... Cwt.	...	77	300	275	63	...	81	720	300	27
TOTAL, BRITISH EMPIRE AND FOREIGN COUNTRIES ... Cwt.	1,967	1,307	3,604	2,089	2,063	1,461	1,257	5,598	3,300	3,497
<i>Linseed (bii) (II F)—</i>										
Bombay ... Cwt.	3,650	2,067	3,084	39	...	231	128	2,813	...	...
Other British Possessions ... Cwt.	...	...	...	...	79	...	...	...	...	94
TOTAL, BRITISH EMPIRE ... Cwt.	3,650	2,067	3,084	39	79	231	128	2,813	...	94
Mossawh ... Cwt.	...	...	...	...	440	...	...	...	...	608
Other Foreign Countries ... Cwt.	...	...	...	...	19	...	...	...	...	29
TOTAL, FOREIGN COUNTRIES ... Cwt.	...	...	...	...	459	...	...	...	...	637
TOTAL, BRITISH EMPIRE AND FOREIGN COUNTRIES ... Cwt.	...	...	...	...	538	...	...	...	...	724
<i>Mustard (bii) (II F)—</i>										
Other British Possessions ... Cwt.	16	9	19	...	14	23	10	23	...	26
Bombay ... Cwt.	...	...	...	30	...	...	...	...	76	...
TOTAL, BRITISH EMPIRE ... Cwt.	16	9	19	30	14	23	10	23	76	26
Other Foreign Countries ... Cwt.	5	2	...	...	...	4	2	...	...	...
TOTAL, FOREIGN COUNTRIES ... Cwt.	5	2	...	...	...	4	2	...	...	...
TOTAL, BRITISH EMPIRE AND FOREIGN COUNTRIES ... Cwt.	20	11	19	30	14	27	12	23	76	26
<i>Poppy (bii) (II F)—</i>										
Bombay ... Cwt.	...	...	...	49	...	...	...	...	100	...
Other British Possessions ... Cwt.	36	14	23	...	23	46	23	39	...	84
TOTAL, BRITISH EMPIRE ... Cwt.	36	14	23	49	23	46	23	39	100	84
<i>Rape (bii) (II F)—</i>										
Other British Possessions ... Cwt.	...	...	...	...	...	...	...	...	...	...
TOTAL, BRITISH EMPIRE ... Cwt.	...	...	...	...	...	...	...	...	...	...
<i>Sesamum oil or linjilli (bii) (II F)—</i>										
Zanzibar and Pemba ... Cwt.	16,679	80	9,916	11,557	19,365	8,947	87	12,067	20,848	20,01
Straits Settlements ... Cwt.	16,578	...	...	...	...	12,780	...	...	...	...
India—Bombay ... Cwt.	728	28,683	5,840	20,048	12,715	816	20,156	7,118	48,088	18,77
India—Karachi ... Cwt.	...	...	...	110	78	...	...	...	273	16
India—Cutch ... Cwt.	...	...	...	...	...	...	...	...	...	...
Other British Possessions ... Cwt.	...	...	3	2	...	...	...	2	3	...
TOTAL, BRITISH EMPIRE ... Cwt.	27,923	29,663	16,768	27,215	22,968	22,672	20,283	19,184	69,008	49,24
D'jibouti ... Cwt.	...	...	120	...	...	...	...	200	...	...

No. 7—continued.

648 TOTAL QUANTITIES and VALUE of ARTICLES IMPORTED—continued.

ARTICLES, AND COUNTRIES OF CONSIGNMENT.	QUANTITIES.					VALUE.				
	1916-1917	1917-1918	1918-1919.	1919-1920.	1920-1921.	1916-1917	1917-1918.	1918-1919.	1919-1920.	1920-1921.
<i>Seeds—continued.</i>										
<i>Oil-seeds—continued.</i>										
<i>Non-essential (b)—continued.</i>										
<i>Bassorah (til or jinjili) (M) (II F)—</i>										
Continued.										
Hodledah ... Cwt.					2,036					2,376
Arabian Gulf Ports ... Cwt.		879		123			669		300	
Momwah ... Cwt.				414					787	
Gaijan ... Cwt.		1,327					1,297			
Italian East Africa ... Cwt.				550					983	
Other Foreign Countries ... Cwt.	26	4		12	59	23	4		21	78
Mokha ... Cwt.					158					184
<b>TOTAL, FOREIGN COUNTRIES ... Cwt.</b>	<b>26</b>	<b>2,310</b>	<b>150</b>	<b>1,134</b>	<b>2,251</b>	<b>23</b>	<b>1,970</b>	<b>300</b>	<b>1,941</b>	<b>2,638</b>
<b>TOTAL, BRITISH EMPIRE AND FOREIGN COUNTRIES ... Cwt.</b>	<b>27,980</b>	<b>32,172</b>	<b>16,908</b>	<b>38,949</b>	<b>34,920</b>	<b>23,495</b>	<b>32,202</b>	<b>19,884</b>	<b>67,947</b>	<b>51,827</b>
<i>Others (M) (II F)—</i>										
Egypt ... Cwt.				143					437	
India—Bombay ... Cwt.					97					142
Other British Possessions ... Cwt.	13	23	6		11	17	40	16		55
<b>TOTAL, BRITISH EMPIRE ... Cwt.</b>	<b>13</b>	<b>23</b>	<b>6</b>	<b>143</b>	<b>108</b>	<b>17</b>	<b>40</b>	<b>16</b>	<b>437</b>	<b>198</b>
Austria ... Cwt.										
France ... Cwt.				137					1,067	
Persia ... Cwt.		65					433			
Other Foreign Countries ... Cwt.				1	17				3	23
<b>TOTAL, FOREIGN COUNTRIES ... Cwt.</b>		<b>65</b>		<b>138</b>	<b>17</b>		<b>433</b>		<b>1,080</b>	<b>23</b>
<b>TOTAL, BRITISH EMPIRE AND FOREIGN COUNTRIES ... Cwt.</b>	<b>13</b>	<b>88</b>	<b>6</b>	<b>281</b>	<b>125</b>	<b>17</b>	<b>473</b>	<b>16</b>	<b>1,517</b>	<b>221</b>
<i>Other than Oil-seeds (II F)—</i>										
Bombay—India ... Cwt.			255	103				450	251	
Other British Possessions ... Cwt.	1	43	1	6	43	3	18	5	23	61
<b>TOTAL, BRITISH EMPIRE ... Cwt.</b>	<b>1</b>	<b>43</b>	<b>256</b>	<b>109</b>	<b>43</b>	<b>3</b>	<b>18</b>	<b>455</b>	<b>274</b>	<b>61</b>
Persia ... Cwt.		90					467			
Mokha ... Cwt.					184					131
Gaijan ... Cwt.	461					319				
Other Foreign Countries ... Cwt.	233	85	50	31	46	133	64	45	38	52
Hodledah ... Cwt.					187					168
Djibouti ... Cwt.		674	157	124			375	197	211	
<b>TOTAL, FOREIGN COUNTRIES ... Cwt.</b>	<b>694</b>	<b>819</b>	<b>207</b>	<b>155</b>	<b>417</b>	<b>451</b>	<b>906</b>	<b>242</b>	<b>249</b>	<b>361</b>
<b>TOTAL, BRITISH EMPIRE AND FOREIGN COUNTRIES ... Cwt.</b>	<b>695</b>	<b>891</b>	<b>463</b>	<b>264</b>	<b>460</b>	<b>454</b>	<b>923</b>	<b>697</b>	<b>523</b>	<b>412</b>
<b>TOTAL OF SEEDS ... Cwt.</b>	<b>47,411</b>	<b>44,693</b>	<b>40,330</b>	<b>52,641</b>	<b>50,770</b>	<b>36,660</b>	<b>44,851</b>	<b>54,360</b>	<b>69,979</b>	<b>67,649</b>
<i>Wools and Cowries—</i>										
<i>Cowries (a) (II F)—</i>										
Somaliand ... Cwt.		57					95			
Zanzibar, &c. ... Cwt.	97		124	208		115		98	119	
Other British Possessions ... Cwt.				40					54	
<b>TOTAL, BRITISH EMPIRE ... Cwt.</b>	<b>97</b>	<b>57</b>	<b>124</b>	<b>248</b>		<b>115</b>	<b>95</b>	<b>98</b>	<b>173</b>	
Momwah ... Cwt.	37	24	13	58	241	270	100	67	390	169
Italian East Africa ... Cwt.	210				48	310				67
Madagascar ... Cwt.			440					125		
Other Foreign Countries ... Cwt.	8	13	6	25	143	11	19	12	61	60
Arabian Gulf Ports ... Cwt.		115					99			
Portuguese East Africa ... Cwt.					93					67
<b>TOTAL, FOREIGN COUNTRIES ... Cwt.</b>	<b>235</b>	<b>152</b>	<b>459</b>	<b>93</b>	<b>325</b>	<b>591</b>	<b>218</b>	<b>212</b>	<b>451</b>	<b>303</b>
<b>TOTAL, BRITISH EMPIRE AND FOREIGN COUNTRIES ... Cwt.</b>	<b>332</b>	<b>209</b>	<b>583</b>	<b>341</b>	<b>625</b>	<b>706</b>	<b>313</b>	<b>310</b>	<b>624</b>	<b>363</b>



No. 7—continued.

TOTAL QUANTITIES and VALUE of ARTICLES IMPORTED—continued.

649

ARTICLES, AND COUNTRIES OF CONSIGNMENT.	QUANTITIES.					VALUE.				
	1916-1917.	1917-1918.	1918-1919.	1919-1920.	1920-1921.	1916-1917.	1917-1918.	1918-1919.	1919-1920.	1920-1921.
<b>Shells and Cowries—continued.</b>										
<i>Shells (Cowrie, Bankii, large ornamental shells, Cowrie, mother of Pearl Shells and Oyster Shells) (b) (II J)—</i>										
Soakin ... .. Cwt.	...	...	...	...	...	...	...	...	...	...
Somaliand ... .. "	437	154	136	272	508	888	230	270	621	907
Other British Possessions ... .. "	...	20	...	2	127	...	27	...	2	53
<b>TOTAL, BRITISH EMPIRE ... Cwt.</b>	<b>437</b>	<b>174</b>	<b>136</b>	<b>274</b>	<b>635</b>	<b>888</b>	<b>257</b>	<b>270</b>	<b>623</b>	<b>1,030</b>
Asiatic Turkey Persian Gulf ... .. Cwt.	...	...	...	...	28	...	...	...	...	73
Arabian Gulf Ports ... .. "	1,235	83	108	319	235	5,028	88	223	543	522
Mossawah ... .. "	...	...	...	184	...	...	...	...	273	...
Hodiedah ... .. "	...	...	...	10	...	...	...	...	27	...
Italian East Africa ... .. "	...	...	...	...	...	...	...	...	...	...
Gaizan ... .. "	...	...	...	81	...	...	...	...	125	...
Portuguese East Africa ... .. "	...	...	...	...	...	...	...	...	...	...
Italy ... .. "	...	...	...	...	18	...	...	...	...	67
Independent Somali Ports ... .. "	1,373	1,268	...	1,194	1,067	2,122	1,719	...	1,945	1,965
Islands of Fusan, &c. ... .. "	129	69	...	270	...	239	27	...	262	...
D'Jibouti ... .. "	...	...	...	...	...	...	...	...	...	...
Other Foreign Countries ... .. "	6	10	20	12	129	21	27	62	20	161
<b>TOTAL, FOREIGN COUNTRIES ... Cwt.</b>	<b>2,145</b>	<b>1,378</b>	<b>208</b>	<b>2,217</b>	<b>1,473</b>	<b>2,631</b>	<b>1,921</b>	<b>208</b>	<b>2,942</b>	<b>2,739</b>
<b>TOTAL, BRITISH EMPIRE AND FOREIGN COUNTRIES ... Cwt.</b>	<b>2,572</b>	<b>1,552</b>	<b>344</b>	<b>2,491</b>	<b>2,108</b>	<b>3,519</b>	<b>2,188</b>	<b>478</b>	<b>3,565</b>	<b>3,769</b>
<i>Tortoise shells (including Nakhla or Nakh) (bi) (II J)—</i>										
Somaliand ... .. Lbs.	1,267	641	...	672	...	101	125	...	121	...
Zanzibar and Pemba ... .. "	...	...	...	...	615	...	...	...	...	272
Soakin, &c. ... .. "	...	...	176	...	468	...	...	25	...	68
Other British Possessions ... .. "	...	...	...	...	...	...	...	...	...	...
<b>TOTAL, BRITISH EMPIRE ... Lbs.</b>	<b>1,267</b>	<b>641</b>	<b>176</b>	<b>672</b>	<b>1,109</b>	<b>101</b>	<b>125</b>	<b>25</b>	<b>121</b>	<b>340</b>
D'Jibouti ... .. Lbs.	...	...	...	...	...	...	...	...	...	...
Mossawah ... .. "	8,904	4,950	2,270	9,928	278	418	627	429	1,442	143
Dunkall Coast ... .. "	1,233	723	1,222	408	978	227	223	417	210	423
Gaizan ... .. "	...	504	...	628	...	...	77	...	116	...
Islands of Fusan, &c. ... .. "	...	...	...	...	...	...	...	...	...	172
Hodiedah ... .. "	...	...	...	616	292	...	...	...	70	127
Mokha ... .. "	...	...	...	...	...	...	...	...	...	...
Other Foreign Countries ... .. "	922	168	65	1,428	1,726	48	22	2	122	122
<b>TOTAL, FOREIGN COUNTRIES ... Lbs.</b>	<b>11,025</b>	<b>6,240</b>	<b>6,240</b>	<b>12,911</b>	<b>2,965</b>	<b>746</b>	<b>1,129</b>	<b>628</b>	<b>1,925</b>	<b>1,104</b>
<b>TOTAL, BRITISH EMPIRE AND FOREIGN COUNTRIES ... Lbs.</b>	<b>12,292</b>	<b>6,881</b>	<b>6,416</b>	<b>13,583</b>	<b>4,974</b>	<b>847</b>	<b>1,254</b>	<b>697</b>	<b>2,116</b>	<b>1,443</b>
<b>TOTAL SHELLS ... Cwt.</b>	<b>4,035.77</b>	<b>1,222.77</b>	<b>920.77</b>	<b>2,062.77</b>	<b>2,077.77</b>	<b>10,923</b>	<b>2,912</b>	<b>1,723</b>	<b>7,276</b>	<b>5,260</b>
<i>Ships, parts of (including Launches and Boats) (III, F)—</i>										
Bombay ... .. Value.	...	...	...	...	...	...	...	1,022	...	...
United Kingdom ... .. "	...	...	...	...	...	84	...	...	...	2,454
India—Malabar Coast ... .. "	...	...	...	...	...	163	107	...	...	115
.. Cutch ... .. "	...	...	...	...	...	...	27	...	...	...
Other British Possessions ... .. "	...	...	...	...	...	59	...	1	72	...
<b>TOTAL BRITISH EMPIRE ... Value.</b>	...	...	...	...	...	<b>206</b>	<b>134</b>	<b>1,023</b>	<b>72</b>	<b>2,649</b>
Arabian Gulf Ports ... .. Value.	...	...	...	...	...	...	102	...	...	...
D'Jibouti ... .. "	...	...	...	...	...	...	...	127	...	...
Other Foreign Countries ... .. "	...	...	...	...	...	54	4	28	27	102
United States ... .. "	...	...	...	...	...	140	...	...	742	...
<b>TOTAL, FOREIGN COUNTRIES ... Value.</b>	...	...	...	...	...	<b>194</b>	<b>106</b>	<b>220</b>	<b>799</b>	<b>129</b>
<b>TOTAL, BRITISH EMPIRE AND FOREIGN COUNTRIES ... Value.</b>	...	...	...	...	...	<b>400</b>	<b>240</b>	<b>1,243</b>	<b>821</b>	<b>2,771</b>

No. 7—continued.

650

TOTAL QUANTITIES and VALUE of ARTICLES IMPORTED—continued.

ARTICLES AND COUNTRIES OF CONSIGNMENT.	QUANTITIES.					VALUE.				
	1916-1917.	1917-1918.	1918-1919.	1919-1920.	1920-1921.	1916-1917.	1917-1918.	1918-1919.	1919-1920.	1920-1921.
<b>Smokers' requisites; (excluding Tobacco) (III, F)—</b>						£	£	£	£	£
Egypt ... .. Value.	.....	..... 19	.....	.....	.....	.....	.....	3,287	970	1,201
United Kingdom ... .. Value.	.....	.....	.....	.....	.....	.....	79	242	180	822
Bombay ... .. Value.	.....	.....	.....	.....	.....	.....	.....	110	107	217
Zanzibar ... .. Value.	.....	.....	.....	.....	.....	.....	.....	1,120	.....	85
Gulf of Catch ... .. Value.	.....	.....	.....	.....	.....	.....	.....	.....	.....	.....
Other British Possessions ... .. Value.	.....	.....	.....	.....	.....	72	49	52	.....	27
Malabar Coast ... .. Value.	.....	.....	.....	.....	.....	207	133	.....	187	.....
<b>TOTAL, BRITISH EMPIRE ... Value.</b>	.....	.....	.....	.....	.....	379	261	3,611	1,424	2,091
Japan ... .. Value.	.....	.....	.....	.....	.....	.....	.....	.....	.....	.....
United States ... .. Value.	.....	.....	.....	.....	.....	.....	.....	.....	150	.....
Other Foreign Countries ... .. Value.	.....	.....	.....	.....	.....	53	29	5	50	116
Mossawah ... .. Value.	.....	.....	.....	.....	.....	.....	.....	.....	.....	277
Arabian Gulf Ports ... .. Value.	.....	.....	.....	.....	.....	.....	.....	91	235	87
<b>TOTAL, FOREIGN COUNTRIES ... Value.</b>	.....	.....	.....	.....	.....	53	29	96	444	460
<b>TOTAL, BRITISH EMPIRE AND FOREIGN COUNTRIES ... Value.</b>	.....	.....	.....	.....	.....	332	290	3,707	1,868	2,551
<b>SOAP—</b>										
<i>Household and laundry soap in bars or tablets (a) (III, F)—</i>										
Zanzibar ... .. Cwt.	.....	.....	.....	.....	85	.....	.....	.....	.....	163
India—Bombay ... .. Cwt.	2,547	87	1,124	1,477	113	5,917	203	2,978	5,807	281
United Kingdom ... .. Cwt.	4,429	2,759	7,727	2,649	2,809	8,290	7,184	26,410	7,265	8,833
Egypt ... .. Cwt.	710	.....	.....	136	176	1,266	.....	.....	230	291
Other British Possessions ... .. Cwt.	3	5	25	.....	16	1	10	78	.....	52
<b>TOTAL, BRITISH EMPIRE ... Cwt.</b>	8,696	2,851	8,876	4,262	3,149	15,603	7,437	29,461	13,332	9,610
Italy ... .. Cwt.	100	.....	.....	.....	59	133	.....	.....	.....	107
Djibouti ... .. Cwt.	.....	57	.....	215	792	.....	133	.....	567	2,033
United States ... .. Cwt.	3,290	.....	.....	.....	.....	6,467	.....	.....	.....	.....
Arabian Gulf Ports ... .. Cwt.	.....	.....	.....	65	125	.....	.....	.....	117	667
France ... .. Cwt.	3,671	.....	.....	.....	985	8,267	.....	.....	.....	8,071
Gaijan ... .. Cwt.	.....	237	.....	.....	.....	.....	640	.....	.....	.....
Other Foreign Countries ... .. Cwt.	5	.....	4	5	21	20	.....	18	18	50
<b>TOTAL, FOREIGN COUNTRIES ... Cwt.</b>	7,268	294	4	315	1,963	14,007	773	18	697	5,928
<b>TOTAL, BRITISH EMPIRE AND FOREIGN COUNTRIES ... Cwt.</b>	15,964	4,145	8,680	4,577	5,112	30,610	8,210	29,479	14,030	15,538
<i>Toilet Soap (b) (III, F)—</i>										
United Kingdom ... .. Cwt.	141	176	243	346	116	603	947	2,022	1,622	1,304
India—Bombay ... .. Cwt.	60	18	10	35	16	261	104	74	405	109
Other British Possessions ... .. Cwt.	1	.....	.....	1	1	12	.....	.....	9	4
<b>TOTAL, BRITISH EMPIRE ... Cwt.</b>	202	191	253	381	133	876	1,051	2,096	2,236	1,416
United States ... .. Cwt.	.....	.....	.....	11	.....	.....	.....	.....	181	.....
Other Foreign Countries ... .. Cwt.	1	.....	1	.....	1	3	.....	1	.....	11
<b>TOTAL, FOREIGN COUNTRIES ... Cwt.</b>	1	.....	1	11	1	3	.....	1	181	11
<b>TOTAL, BRITISH EMPIRE AND FOREIGN COUNTRIES ... Cwt.</b>	203	191	254	392	134	879	1,051	2,097	2,267	1,427
<i>Other Soaps (c) (III, F)—</i>										
Egypt ... .. Cwt.	.....	.....	.....	.....	108	.....	.....	.....	.....	803
United Kingdom ... .. Cwt.	50	24	24	50	158	125	70	87	177	454
India—Bombay ... .. Cwt.	4	.....	5	.....	36	4	.....	107	.....	108
Other British Possessions ... .. Cwt.	.....	3	.....	31	.....	.....	6	.....	92	.....
<b>TOTAL, BRITISH EMPIRE ... Cwt.</b>	54	26	49	81	301	129	76	194	269	669
Other Foreign Countries ... .. Cwt.	.....	.....	.....	.....	39	.....	.....	.....	.....	69
<b>TOTAL, FOREIGN COUNTRIES ... Cwt.</b>	.....	.....	.....	.....	39	.....	.....	.....	.....	69
<b>TOTAL, BRITISH EMPIRE AND FOREIGN COUNTRIES ... Cwt.</b>	54	26	49	81	340	129	76	194	269	731
<b>TOTAL, SOAP ... Cwt.</b>	16,209	4,963	9,132	5,049	5,608	21,519	9,237	31,770	16,685	17,996

No. 7—continued.

TOTAL QUANTITIES and VALUE of ARTICLES IMPORTED—continued.

651

ARTICLES, AND COUNTRIES OF CONSIGNMENT.	QUANTITIES.					VALUE.				
	1916-1917.	1917-1918.	1918-1919.	1919-1920.	1920-1921.	1916-1917.	1917-1918.	1918-1919.	1919-1920.	1920-1921.
<b>Specimens illustrative of Natural Science (IV.)—</b>										
Somaliand ... .. Value.						161			160	100
Other British Possessions ... .. Value.							64	133		
<b>TOTAL, BRITISH EMPIRE ... Value.</b>						161	64	133	160	100
<b>Other Foreign Countries ... Value.</b>										
Hodeidah ... .. Value.										
Italian East Africa ... .. Value.						718	404	687	1,000	630
Djibouti ... .. Value.						2,101	216	1,779	1,076	618
Independent Somali Ports ... .. Value.						83				
Mossawah ... .. Value.						488	163			
Other Foreign Countries ... .. Value.							30	60	109	48
<b>TOTAL, FOREIGN COUNTRIES ... Value.</b>						4,355	1,408	2,475	2,186	1,106
<b>TOTAL, BRITISH EMPIRE AND FOREIGN COUNTRIES ... Value.</b>						4,616	1,472	2,607	2,346	1,206
<b>Spices—</b>										
<b>Beetnut (I. F.)—</b>										
Malabar coast ... .. Lbs.					2,900					90
India—Bombay ... .. Lbs.	44,226	39,878	41,416	66,908	46,120	787	748	1,040	1,079	1,012
Other British Possessions ... .. Lbs.	2,800				280	44				0
<b>TOTAL, BRITISH EMPIRE ... Lbs.</b>	47,026	39,878	41,416	66,908	46,300	831	748	1,040	1,079	1,111
Arabian Gulf Ports ... .. Lbs.										
Other Foreign Countries ... .. Lbs.	430	673	864	361	1,453	10	16	24	19	83
<b>TOTAL, FOREIGN COUNTRIES ... Lbs.</b>	430	673	864	361	1,453	10	16	24	19	83
<b>TOTAL, BRITISH EMPIRE AND FOREIGN COUNTRIES ... Lbs.</b>	47,456	40,551	42,280	67,269	47,753	841	764	1,064	1,098	1,194
<b>Cardamome (I. F.)—</b>										
United Kingdom ... .. Lbs.					2,416					264
India—Bombay ... .. Lbs.	24,904	202,264	77,280	38,668	120,904	2,078	14,720	4,448	2,048	7,515
Other British Possessions ... .. Lbs.	66					6				
<b>TOTAL, BRITISH EMPIRE ... Lbs.</b>	24,970	202,264	77,280	38,668	120,910	2,084	14,720	4,448	2,048	7,515
Arabian Gulf Ports ... .. Lbs.				1,000					120	
Djibouti ... .. Lbs.										
Other Foreign Countries ... .. Lbs.			228	112	160			24	7	7
<b>TOTAL, FOREIGN COUNTRIES ... Lbs.</b>			228	112	160			24	127	7
<b>TOTAL, BRITISH EMPIRE AND FOREIGN COUNTRIES ... Lbs.</b>	24,970	202,264	77,508	38,780	121,070	2,084	14,720	4,472	2,175	7,522
<b>Cassia (I. F.)—</b>										
India—Bombay ... .. Lbs.	124,210	271,063	191,463	91,160	67,814	2,100	9,448	4,528	2,047	1,700
—Calcutta ... .. Lbs.	5,224					80				
Straits Settlements ... .. Lbs.										
Other British Possessions ... .. Lbs.	2,172					23				
<b>TOTAL, BRITISH EMPIRE ... Lbs.</b>	131,606	271,063	191,463	91,160	67,814	2,203	9,448	4,528	2,047	1,700
China ... .. Lbs.	107,632	23,793			22,083	1,937	620			512
Other Foreign Countries ... .. Lbs.		112					2			
<b>TOTAL, FOREIGN COUNTRIES ... Lbs.</b>	107,632	23,905			22,083	1,937	622			512
<b>TOTAL, BRITISH EMPIRE AND FOREIGN COUNTRIES ... Lbs.</b>	241,138	294,968	191,463	91,160	89,897	4,140	10,070	4,528	2,047	2,212

TOTAL QUANTITIES and VALUE of ARTICLES IMPORTED—continued.

ARTICLES AND COUNTRIES OF CONSIGNMENT.	QUANTITIES.					VALUE.				
	1916-1917.	1917-1918.	1918-1919.	1919-1920.	1920-1921.	1916-1917.	1917-1918.	1918-1919.	1919-1920.	1920-1921.
<b>Spices—continued—</b>										
<i>CMilles (I. F.)—</i>										
Zanzibar, &c. ... Lbs.	29,568	26,092	193,012	15,848	45,640	537	520	5,447	368	1,303
India—Bombay ...	119,260	111,188	73,892	169,100	73,536	1,321	1,708	1,995	4,016	1,148
—Madras ...	...	...	...	...	...	...	...	...	...	...
Other British Possessions ...	168	168	...	...	...	2	2	...	...	...
<b>TOTAL, BRITISH EMPIRE ... Lbs.</b>	<b>149,016</b>	<b>138,348</b>	<b>266,904</b>	<b>178,444</b>	<b>119,176</b>	<b>1,960</b>	<b>2,038</b>	<b>7,442</b>	<b>4,403</b>	<b>2,536</b>
Arabian Gulf Ports ... Lbs.	...	...	15,848	5,800	...	...	...	207	67	...
Other Foreign Countries ...	...	4,648	...	448	1,848	...	49	...	7	36
<b>TOTAL, FOREIGN COUNTRIES ... Lbs.</b>	<b>...</b>	<b>4,648</b>	<b>15,848</b>	<b>6,948</b>	<b>1,848</b>	<b>...</b>	<b>49</b>	<b>207</b>	<b>74</b>	<b>36</b>
<b>TOTAL, BRITISH EMPIRE AND FOREIGN COUNTRIES ... Lbs.</b>	<b>149,016</b>	<b>142,996</b>	<b>282,752</b>	<b>184,492</b>	<b>120,044</b>	<b>1,960</b>	<b>2,137</b>	<b>7,649</b>	<b>4,473</b>	<b>2,572</b>
<i>Omanon (I. F.)—</i>										
Egypt ... Lbs.	...	...	...	42,000	...	...	...	...	533	...
India—Bombay ...	36,760	72,828	72,283	57,876	10,080	653	2,421	2,419	2,022	252
United Kingdom ...	...	...	8,400	...	...	...	...	166	...	...
Straits Settlements ...	...	...	...	...	8,176	...	...	...	...	100
Other British Possessions ...	...	...	...	...	...	...	...	...	...	...
<b>TOTAL, BRITISH EMPIRE ... Lbs.</b>	<b>36,760</b>	<b>72,828</b>	<b>80,683</b>	<b>99,876</b>	<b>18,256</b>	<b>653</b>	<b>2,421</b>	<b>2,585</b>	<b>2,555</b>	<b>352</b>
Arabian Gulf Ports ... Lbs.	...	...	2,240	...	...	...	...	67	...	...
China ...	45,472	6,440	...	...	...	866	117	...	...	...
Other Foreign Countries ...	...	...	896	...	...	...	...	23	...	...
<b>TOTAL, FOREIGN COUNTRIES ... Lbs.</b>	<b>45,472</b>	<b>6,440</b>	<b>3,136</b>	<b>...</b>	<b>...</b>	<b>866</b>	<b>117</b>	<b>100</b>	<b>...</b>	<b>...</b>
<b>TOTAL, BRITISH EMPIRE AND FOREIGN COUNTRIES ... Lbs.</b>	<b>82,232</b>	<b>79,268</b>	<b>83,789</b>	<b>99,876</b>	<b>18,256</b>	<b>1,519</b>	<b>2,538</b>	<b>2,685</b>	<b>2,555</b>	<b>352</b>
<i>Onoes (I. F.)—</i>										
United Kingdom ... Lbs.	8,400	7,000	7,000	15,400	...	118	183	180	260	...
Egypt ...	...	...	...	7,168	...	...	...	...	87	...
Zanzibar, &c. ...	276,920	297,263	402,970	188,556	244,944	6,951	12,432	16,253	5,631	11,050
India—Bombay ...	45,220	62,272	11,312	5,468	15,400	1,091	1,473	218	136	594
Other British Possessions ...	168	784	...	...	...	2	20	...	...	...
<b>TOTAL, BRITISH EMPIRE ... Lbs.</b>	<b>330,708</b>	<b>467,908</b>	<b>421,282</b>	<b>213,612</b>	<b>280,344</b>	<b>8,153</b>	<b>14,068</b>	<b>16,600</b>	<b>6,094</b>	<b>11,614</b>
Djibouti ... Lbs.	...	...	12,664	...	...	...	...	330	...	...
Other Foreign Countries ...	168	...	...	840	1,456	2	...	...	23	67
Mossawah ...	...	...	...	7,560	...	...	...	...	357	...
France ...	22,400	...	...	...	...	315	...	...	...	...
<b>TOTAL, FOREIGN COUNTRIES ... Lbs.</b>	<b>22,568</b>	<b>...</b>	<b>12,664</b>	<b>8,400</b>	<b>1,456</b>	<b>318</b>	<b>...</b>	<b>330</b>	<b>380</b>	<b>47</b>
<b>TOTAL, BRITISH EMPIRE AND FOREIGN COUNTRIES ... Lbs.</b>	<b>353,276</b>	<b>467,908</b>	<b>433,946</b>	<b>222,012</b>	<b>281,800</b>	<b>8,471</b>	<b>14,068</b>	<b>16,930</b>	<b>6,474</b>	<b>11,661</b>
<i>Ginger (I. F.)—</i>										
India—Bombay ... Lbs.	2,476,908	2,093,714	1,974,112	1,892,832	2,258,620	40,855	47,727	42,363	35,073	32,807
—Calcutta ...	...	...	...	...	...	...	...	...	...	...
—Gulf of Cutch ...	...	...	...	...	...	...	...	...	...	...
—Malabar Coast ...	23,560	...	162,120	5,264	7,560	527	...	2,263	187	204
Other British Possessions ...	42	...	672	2,100	168	1	...	13	40	2
<b>TOTAL, BRITISH EMPIRE ... Lbs.</b>	<b>2,500,510</b>	<b>2,093,714</b>	<b>2,136,904</b>	<b>1,899,196</b>	<b>2,266,348</b>	<b>41,383</b>	<b>47,727</b>	<b>44,626</b>	<b>35,270</b>	<b>32,813</b>
Kamran, &c. ... Lbs.	...	...	8,400	...	...	...	...	200	...	...
Tonkin ...	...	...	3,300	...	...	...	...	80	...	...
Mossawah ...	12,712	...	...	...	...	202	...	...	...	...
Arabian Gulf Ports ...	...	...	...	18,536	17,264	...	...	...	251	251
Other Foreign Countries ...	448	...	2,640	1,204	112	10	...	28	18	1
Djibouti ...	...	...	...	2,016	...	...	...	...	107	...
<b>TOTAL, FOREIGN COUNTRIES ... Lbs.</b>	<b>13,160</b>	<b>...</b>	<b>15,400</b>	<b>21,756</b>	<b>17,976</b>	<b>212</b>	<b>...</b>	<b>318</b>	<b>474</b>	<b>252</b>
<b>TOTAL, BRITISH EMPIRE AND FOREIGN COUNTRIES ... Lbs.</b>	<b>2,513,670</b>	<b>2,093,714</b>	<b>2,152,304</b>	<b>1,920,952</b>	<b>2,284,324</b>	<b>41,595</b>	<b>47,727</b>	<b>45,044</b>	<b>35,744</b>	<b>33,065</b>

TOTAL QUANTITIES and VALUE of ARTICLES IMPORTED—continued.

ARTICLES, AND COUNTRIES OF CONSIGNMENT.	QUANTITIES.					VALUE.				
	1916-1917.	1917-1918.	1918-1919.	1919-1920.	1920-1921.	1916-1917.	1917-1918.	1918-1919.	1919-1920.	1920-1921.
<b>Spices—continued.</b>										
<i>Nutmegs (I. F.)—</i>										
Straits Settlements... .. Lbs.	.....	.....	.....	.....	3,000	.....	.....	.....	.....	113
India—Bombay ... .. "	5,121	10,416	4,648	7,924	11,268	132	318	163	234	301
Other British Possessions ... .. "	840	.....	.....	.....	.....	13	.....	.....	.....	.....
TOTAL, BRITISH EMPIRE ... Lbs.	5,961	10,416	4,648	7,924	15,268	154	318	163	234	479
Other Foreign Countries... .. Lbs.	.....	.....	.....	.....	.....	.....	.....	.....	.....	.....
TOTAL, FOREIGN COUNTRIES ... Lbs.	.....	.....	.....	.....	.....	.....	.....	.....	.....	.....
TOTAL, BRITISH EMPIRE AND FOREIGN COUNTRIES ... .. Lbs.	5,961	10,416	4,648	7,924	15,268	154	318	163	234	479
<i>Pepper (I. F.)—</i>										
Straits Settlements ... .. Lbs.	21,980	.....	.....	.....	19,718	692	.....	.....	.....	343
India—Bombay ... .. "	248,500	1,320,626	946,140	759,426	428,651	9,144	84,344	31,167	21,614	10,438
—Malabar Coast ... .. "	.....	.....	23,716	.....	.....	.....	.....	793	.....	.....
Madras other ports... .. "	7,168	.....	.....	.....	.....	142	.....	.....	.....	.....
Malabar Coast ... .. "	.....	.....	.....	.....	8,400	.....	.....	.....	.....	240
Other British Possessions ... .. "	3,072	.....	1,008	700	.....	66	.....	60	7	.....
TOTAL, BRITISH EMPIRE ... Lbs.	279,720	1,320,626	969,864	760,126	456,731	9,056	84,344	34,100	23,036	11,000
Tonkin ... .. Lbs.	.....	.....	5,712	.....	.....	.....	.....	133	.....	.....
Djibouti ... .. "	.....	.....	.....	.....	15,060	.....	.....	.....	.....	390
Java ... .. "	.....	.....	.....	.....	30,994	.....	.....	.....	.....	1,004
Arabian Gulf Ports ... .. "	.....	.....	10,920	62,780	16,030	.....	.....	312	1,813	820
Other Foreign Countries ... .. "	.....	.....	640	674	.....	.....	.....	70	18	.....
TOTAL, FOREIGN COUNTRIES ... Lbs.	.....	.....	17,472	74,254	71,974	.....	.....	495	1,826	1,794
TOTAL, BRITISH EMPIRE AND FOREIGN COUNTRIES ... .. Lbs.	279,720	1,320,626	987,336	834,320	528,705	9,056	84,344	34,595	25,161	12,794
<i>Other sorts (I. F.)—</i>										
Egypt ... .. Lbs.	.....	.....	.....	.....	37,100	.....	.....	.....	.....	381
India—Bombay ... .. "	.....	.....	9,078	6,804	25,085	.....	.....	144	114	607
Other British Possessions... .. "	440	896	.....	3,528	1,002	10	30	.....	47	30
TOTAL, BRITISH EMPIRE ... Lbs.	440	896	9,078	10,332	64,247	14	30	144	161	637
Other Foreign Countries... .. Lbs.	169	476	.....	1,736	1,222	4	8	.....	21	14
TOTAL, FOREIGN COUNTRIES ... Lbs.	169	476	.....	1,736	1,222	4	8	.....	21	14
TOTAL, BRITISH EMPIRE AND FOREIGN COUNTRIES ... .. Lbs.	617	1,372	9,078	12,068	65,469	18	38	144	182	651
TOTAL, SPICES ... Lbs.	3,260,037	4,661,252	4,208,119	3,446,504	3,284,547	99,718	146,667	118,996	91,704	72,943
<b>Starch and Farina (III F)—</b>										
United Kingdom ... .. Cwt.	164	.....	.....	35	109	24	.....	.....	14	43
Bombay ... .. "	223	1,126	784	1,945	500	263	2,002	1,470	3,251	1,904
Other British Possessions ... .. "	1	2	.....	.....	4	2	4	.....	.....	21
TOTAL, BRITISH EMPIRE ... Cwt.	388	1,128	784	1,980	613	289	2,010	1,484	3,266	2,008
Mossawah ... .. Cwt.	.....	.....	660	.....	.....	.....	.....	1,467	.....	.....
Gaizan ... .. "	.....	45	.....	.....	.....	.....	140	.....	.....	.....
United States ... .. "	.....	.....	.....	.....	1,100	.....	.....	.....	.....	1,004
Austria ... .. "	.....	.....	.....	.....	.....	.....	.....	.....	.....	.....
Belgium ... .. "	.....	.....	.....	.....	.....	.....	.....	.....	.....	.....
Germany ... .. "	.....	.....	.....	.....	.....	.....	.....	.....	.....	.....
Holland ... .. "	.....	.....	.....	.....	.....	.....	.....	.....	.....	.....
Other Foreign Countries... .. "	35	.....	.....	.....	56	40	.....	.....	.....	65
TOTAL, FOREIGN COUNTRIES ... Cwt.	35	45	660	.....	1,156	40	140	1,467	.....	1,069
TOTAL, BRITISH EMPIRE AND FOREIGN COUNTRIES ... .. Cwt.	423	1,173	1,444	1,980	1,674	329	2,150	2,951	3,266	3,077

TOTAL QUANTITIES and VALUE of ARTICLES IMPORTED—continued.

ARTICLES, AND COUNTRIES OF CONSIGNMENT.	QUANTITIES.					VALUE.				
	1916-1917.	1917-1918.	1918-1919.	1919-1920.	1920-1921.	1916-1917.	1917-1918.	1918-1919.	1919-1920.	1920-1921.
<b>Stationery (excluding paper) (III. M)—</b>						£	£	£	£	£
United Kingdom ... .. Value.	.....	.....	.....	.....	.....	2,095	2,358	5,334	5,413	9,515
India—Bombay ... .. Value.	.....	.....	.....	.....	.....	1,045	593	1,908	2,127	2,207
Egypt ... .. Value.	.....	.....	.....	.....	.....	.....	.....	.....	.....	225
Other British Possessions ... .. Value.	.....	.....	.....	.....	.....	11	35	61	49	73
<b>TOTAL, BRITISH EMPIRE ... Value.</b>	.....	.....	.....	.....	.....	3,151	2,986	7,303	7,589	12,022
Austria ... .. Value.	.....	.....	.....	.....	.....	.....	.....	.....	.....	904
Djibouti ... .. Value.	.....	.....	.....	.....	.....	.....	.....	.....	95	.....
Holland ... .. Value.	.....	.....	.....	.....	.....	.....	.....	.....	.....	200
Italy ... .. Value.	.....	.....	.....	.....	.....	.....	.....	539	.....	275
Mamowah ... .. Value.	.....	.....	.....	.....	.....	.....	.....	.....	68	.....
Other Foreign Countries ... .. Value.	.....	.....	.....	.....	.....	181	14	68	68	125
United States ... .. Value.	.....	.....	.....	.....	.....	.....	.....	.....	361	250
<b>TOTAL, FOREIGN COUNTRIES ... Value.</b>	.....	.....	.....	.....	.....	181	14	607	590	1,264
<b>TOTAL, BRITISH EMPIRE AND FOREIGN COUNTRIES ... Value.</b>	.....	.....	.....	.....	.....	3,332	3,000	7,710	8,179	13,286
<b>Sticks and Whips (III. P)—</b>										
Bombay ... .. Value.	.....	.....	.....	.....	.....	245	149	134	168	104
Other British Possessions ... .. Value.	.....	.....	.....	.....	.....	6	13	15	23	31
<b>TOTAL, BRITISH EMPIRE ... Value.</b>	.....	.....	.....	.....	.....	251	160	149	191	135
Other Foreign Countries ... .. Value.	.....	.....	.....	.....	.....	14	.....	3	3	5
<b>TOTAL, FOREIGN COUNTRIES ... Value.</b>	.....	.....	.....	.....	.....	14	.....	3	3	5
<b>TOTAL, BRITISH EMPIRE AND FOREIGN COUNTRIES ... Value.</b>	.....	.....	.....	.....	.....	265	160	152	194	140
<b>Stone and Marble—</b>										
<i>Stones and Marble (a) (III. P)—</i>										
Bombay ... .. Cwt.	.....	.....	.....	.....	30	.....	.....	.....	.....	243
Egypt ... .. Cwt.	.....	.....	.....	20	.....	.....	.....	.....	67	.....
Somaland ... .. Cwt.	.....	.....	430	4,151	4,067	.....	.....	65	325	311
United Kingdom ... .. Cwt.	.....	.....	154	.....	.....	.....	.....	287	.....	.....
Other British Possessions ... .. Cwt.	.....	21	2	67	91	.....	20	3	23	73
<b>TOTAL, BRITISH EMPIRE ... Cwt.</b>	.....	21	586	4,238	4,789	.....	20	376	425	626
Djibouti ... .. Cwt.	.....	.....	.....	1,603	1,773	.....	.....	.....	107	99
Mokha ... .. Cwt.	.....	.....	.....	.....	2,376	.....	.....	.....	.....	171
Other Foreign Countries ... .. Cwt.	30	.....	43	1,025	504	13	.....	9	112	48
<b>TOTAL, FOREIGN COUNTRIES ... Cwt.</b>	30	.....	43	2,628	4,742	13	.....	9	219	318
<b>TOTAL, BRITISH EMPIRE AND FOREIGN COUNTRIES ... Cwt.</b>	61	21	629	6,866	9,531	13	20	385	644	944
<i>Articles of Stone and Marble (b) (III. P)—</i>										
Other British Possessions ... .. Cwt.	53	40	30	2	21	111	73	33	2	97
United Kingdom ... .. Cwt.	145	.....	.....	.....	.....	117	.....	.....	.....	.....
<b>TOTAL, BRITISH EMPIRE ... Cwt.</b>	198	40	30	2	21	228	73	33	2	97
Mokha ... .. Cwt.	.....	.....	.....	.....	.....	.....	.....	.....	.....	.....
Other Foreign Countries ... .. Cwt.	19	6	.....	6	13	21	8	.....	17	30
<b>TOTAL, FOREIGN COUNTRIES ... Cwt.</b>	19	6	.....	6	13	21	8	.....	17	30
<b>TOTAL, BRITISH EMPIRE AND FOREIGN COUNTRIES ... Cwt.</b>	217	46	30	8	34	249	81	33	19	127
<b>Sugar—</b>										
<i>Sugar Refined or Crystallized (including Sugar Candy) (I. G.)—</i>										
Somaland ... .. Cwt.	.....	.....	.....	.....	24	.....	.....	.....	.....	79
Egypt ... .. Cwt.	569	255	.....	436	202	948	713	.....	1,801	571
United Kingdom ... .. Cwt.	133	.....	.....	.....	.....	249	.....	.....	.....	.....
Mauritius, etc. ... .. Cwt.	.....	.....	.....	.....	.....	.....	.....	.....	.....	.....
Malabar Coast ... .. Cwt.	.....	.....	883	.....	.....	.....	.....	1,360	.....	.....
Straits Settlements ... .. Cwt.	.....	.....	.....	.....	95	.....	.....	.....	.....	225
India—Bombay ... .. Cwt.	85,930	78,323	47,447	71,967	32,644	1,18,736	119,637	69,115	156,430	65,576
" Calcutta ... .. Cwt.	12,525	.....	.....	.....	.....	16,494	.....	.....	.....	.....
" Karachi ... .. Cwt.	1,950	.....	212	398	5,458	2,733	.....	315	992	12,200
" Suakin, &c. ... .. Cwt.	.....	.....	.....	1,168	.....	.....	.....	.....	2,543	.....
Other British Possessions ... .. Cwt.	13	26	.....	4	29	20	69	.....	11	79
<b>TOTAL, BRITISH EMPIRE ... Cwt.</b>	101,173	78,614	48,541	73,963	38,433	1,39,239	120,899	69,691	161,776	100,021

TOTAL QUANTITIES and VALUE of ARTICLES IMPORTED—continued.

ARTICLES, AND COUNTRIES OF CONSIGNMENT.	QUANTITIES.					VALUE.				
	1916-1917.	1917-1918.	1918-1919.	1919-1920.	1920-1921.	1916-1917.	1917-1918.	1918-1919.	1919-1920.	1920-1921.
<b>SUGAR—continued.</b>										
<i>Sugar Refined or Crystallized (including Sugar-Condensed) (I. G.)—continued.</i>										
Arabian Gulf Ports ... .. Cwt.	.....	.....	.....	327	139	.....	.....	.....	377	261
Austria ... .. Cwt.	.....	.....	.....	.....	.....	.....	.....	.....	.....	.....
Egypt ... .. Cwt.	.....	.....	.....	.....	.....	.....	.....	.....	.....	.....
China ... .. Cwt.	1,004	.....	.....	.....	.....	1,508	.....	.....	.....	.....
Java ... .. Cwt.	.....	.....	.....	28	.....	.....	.....	.....	68	.....
D'Jibouti and Obokh ... .. Cwt.	113	.....	.....	.....	800	211	.....	.....	.....	2,067
Other Foreign Countries... .. Cwt.	.....	33	2	6	18	.....	58	3	18	78
Messwah ... .. Cwt.	.....	.....	.....	75	298	.....	.....	.....	300	706
<b>TOTAL, FOREIGN COUNTRIES ... Cwt.</b>	<b>1,118</b>	<b>33</b>	<b>2</b>	<b>484</b>	<b>1,187</b>	<b>1,779</b>	<b>58</b>	<b>3</b>	<b>261</b>	<b>2,833</b>
<b>TOTAL, BRITISH EMPIRE AND FOREIGN COUNTRIES ... Cwt.</b>	<b>103,369</b>	<b>78,653</b>	<b>48,513</b>	<b>74,307</b>	<b>19,840</b>	<b>141,019</b>	<b>120,483</b>	<b>69,694</b>	<b>102,637</b>	<b>105,954</b>
<i>Sugar Unrefined (I. G.)—</i>										
Malabar Coast ... .. Cwt.	.....	.....	2,803	.....	.....	.....	.....	2,341	.....	.....
India—Bombay ... .. Cwt.	1,063	400	224	1,205	1,310	2,180	808	1,340	2,364	2,648
Kutchi ... .. Cwt.	.....	.....	.....	.....	.....	.....	.....	.....	.....	.....
Other British Possessions ... .. Cwt.	.....	6	.....	23	5	.....	6	.....	47	10
<b>TOTAL, BRITISH EMPIRE ... Cwt.</b>	<b>1,063</b>	<b>406</b>	<b>2,827</b>	<b>1,228</b>	<b>1,315</b>	<b>2,180</b>	<b>808</b>	<b>4,481</b>	<b>2,391</b>	<b>2,658</b>
Arabian Gulf Ports ... .. Cwt.	.....	160	.....	1,818	236	.....	300	.....	2,028	273
Other Foreign Countries... .. Cwt.	.....	.....	.....	4	.....	.....	.....	.....	9	.....
<b>TOTAL, FOREIGN COUNTRIES ... Cwt.</b>	<b>.....</b>	<b>160</b>	<b>.....</b>	<b>1,820</b>	<b>236</b>	<b>.....</b>	<b>300</b>	<b>.....</b>	<b>2,037</b>	<b>273</b>
<b>TOTAL, BRITISH EMPIRE AND FOREIGN COUNTRIES ... Cwt.</b>	<b>1,063</b>	<b>566</b>	<b>2,827</b>	<b>2,068</b>	<b>1,541</b>	<b>2,180</b>	<b>808</b>	<b>4,481</b>	<b>4,398</b>	<b>2,931</b>
<i>Molasses (I. G.)—</i>										
Other British Possessions ... .. Cwt.	50	29	.....	.....	.....	20	48	.....	.....	.....
<b>TOTAL, BRITISH EMPIRE ... Cwt.</b>	<b>50</b>	<b>29</b>	<b>.....</b>	<b>.....</b>	<b>.....</b>	<b>20</b>	<b>48</b>	<b>.....</b>	<b>.....</b>	<b>.....</b>
Java ... .. Cwt.	.....	.....	.....	.....	1,670	.....	.....	.....	.....	523
<b>TOTAL, FOREIGN COUNTRIES ... Cwt.</b>	<b>.....</b>	<b>.....</b>	<b>.....</b>	<b>.....</b>	<b>1,670</b>	<b>.....</b>	<b>.....</b>	<b>.....</b>	<b>.....</b>	<b>523</b>
<b>TOTAL, BRITISH EMPIRE AND FOREIGN COUNTRIES ... Cwt.</b>	<b>50</b>	<b>29</b>	<b>.....</b>	<b>.....</b>	<b>1,670</b>	<b>20</b>	<b>48</b>	<b>.....</b>	<b>.....</b>	<b>523</b>
<i>Confectionery (I. G.)—</i>										
Egypt ... .. Cwt.	.....	.....	.....	9	.....	.....	.....	.....	93	.....
United Kingdom ... .. Cwt.	800	50	.....	795	878	2,134	173	.....	9,088	5,908
Bombay ... .. Cwt.	230	40	682	308	300	803	131	2,340	1,003	1,313
Other British Possessions ... .. Cwt.	4	18	6	.....	3	10	77	67	.....	11
<b>TOTAL, BRITISH EMPIRE ... Cwt.</b>	<b>834</b>	<b>118</b>	<b>688</b>	<b>1,113</b>	<b>1,181</b>	<b>2,957</b>	<b>381</b>	<b>2,416</b>	<b>4,997</b>	<b>7,231</b>
United States ... .. Cwt.	.....	.....	.....	.....	24	.....	.....	.....	.....	110
Belgium ... .. Cwt.	.....	.....	.....	.....	.....	.....	.....	.....	.....	.....
Other Foreign Countries... .. Cwt.	60	3	7	29	1	123	6	16	96	24
Arabian Gulf Ports ... .. Cwt.	.....	.....	.....	.....	.....	.....	.....	.....	.....	.....
<b>TOTAL, FOREIGN COUNTRIES ... Cwt.</b>	<b>60</b>	<b>3</b>	<b>7</b>	<b>29</b>	<b>25</b>	<b>123</b>	<b>6</b>	<b>16</b>	<b>96</b>	<b>137</b>
<b>TOTAL, BRITISH EMPIRE AND FOREIGN COUNTRIES ... Cwt.</b>	<b>834</b>	<b>118</b>	<b>688</b>	<b>1,141</b>	<b>1,206</b>	<b>2,980</b>	<b>387</b>	<b>2,432</b>	<b>5,093</b>	<b>7,368</b>
<b>TOTAL, SUGAR ... Cwt.</b>	<b>106,196</b>	<b>79,236</b>	<b>51,341</b>	<b>76,796</b>	<b>43,976</b>	<b>1,46,126</b>	<b>121,740</b>	<b>76,607</b>	<b>172,528</b>	<b>116,761</b>

656

No. 7—continued.

TOTAL QUANTITIES and VALUE of ARTICLES IMPORTED—continued.

ARTICLES, AND COUNTRIES OF CONSIGNMENT.	QUANTITIES.					VALUE.				
	1916-1917.	1917-1918.	1918-1919.	1919-1920.	1920-1921.	1916-1917.	1917-1918.	1918-1919.	1919-1920.	1920-1921.
<b>Tallow and Stearins (including grease and animal fat) (II. G)—</b>						£	£	£	£	£
United Kingdom ... Cwt.	52	27	54	53	41	162	95	201	229	200
Somaland ... ..	165	103	35	96	95	313	178	79	246	223
Egypt ... ..	34	.....	.....	.....	.....	79	.....	.....	.....	.....
India—Bombay ... ..	69	43	78	67	31	121	143	1 90	302	79
Other British Possessions ... ..	.....	.....	1	3	23	.....	.....	1	6	73
<b>TOTAL, BRITISH EMPIRE ... Cwt.</b>	<b>320</b>	<b>173</b>	<b>166</b>	<b>238</b>	<b>200</b>	<b>674</b>	<b>415</b>	<b>471</b>	<b>783</b>	<b>674</b>
Masowah ... ..	.....	.....	.....	93	.....	.....	.....	.....	126	.....
Italy ... ..	.....	221	.....	.....	.....	.....	220	.....	.....	.....
Italian East Africa ... ..	50	.....	.....	310	.....	78	.....	.....	726	.....
United States ... ..	.....	18	.....	.....	29	.....	87	.....	.....	69
D'Jibouti ... ..	.....	.....	.....	.....	194	.....	.....	.....	.....	418
Other Foreign Countries ... ..	50	27	1	38	31	103	44	1	119	61
<b>TOTAL, FOREIGN COUNTRIES ... Cwt.</b>	<b>100</b>	<b>266</b>	<b>1</b>	<b>443</b>	<b>253</b>	<b>179</b>	<b>381</b>	<b>1</b>	<b>971</b>	<b>546</b>
<b>TOTAL, BRITISH EMPIRE AND FOREIGN COUNTRIES ... Cwt.</b>	<b>420</b>	<b>439</b>	<b>167</b>	<b>680</b>	<b>453</b>	<b>853</b>	<b>746</b>	<b>472</b>	<b>1,754</b>	<b>1,220</b>
<b>Tea—</b>										
<b>Tea Black (I. H)—</b>										
Somaland ... ..	2,100	.....	.....	.....	.....	67	.....	.....	.....	.....
United Kingdom ... ..	1,259	.....	.....	.....	.....	75	.....	.....	.....	.....
Ceylon ... ..	6,274	.....	.....	.....	19,351	293	.....	.....	.....	693
India—Bombay ... ..	120,735	183,013	183,067	515,730	72,693	5,330	10,109	10,013	27,721	3,888
—Calcutta ... ..	396,681	5,100	.....	43,554	279,260	18,039	258	.....	2,317	9,428
Other British Possessions ... ..	20	810	290	852	1,108	1	51	21	65	92
Egypt ... ..	1,588	.....	.....	1,600	.....	142	.....	.....	72	.....
Zanzibar and Pemba ... ..	.....	.....	.....	.....	.....	.....	.....	.....	.....	.....
<b>TOTAL, BRITISH EMPIRE ... Lbs.</b>	<b>527,655</b>	<b>183,923</b>	<b>183,227</b>	<b>560,736</b>	<b>371,470</b>	<b>24,003</b>	<b>10,413</b>	<b>10,034</b>	<b>30,175</b>	<b>14,101</b>
Jeddah ... ..	.....	.....	1,350	1,200	2,308	.....	.....	.....	80	237
D'Jibouti ... ..	.....	.....	.....	.....	2,603	.....	.....	.....	80	137
Musoub ... ..	.....	.....	.....	.....	.....	.....	.....	.....	.....	.....
Other Foreign Countries ... ..	783	360	163	2,742	6,180	64	17	8	79	270
<b>TOTAL, FOREIGN COUNTRIES ... Lbs.</b>	<b>783</b>	<b>360</b>	<b>1,412</b>	<b>2,942</b>	<b>11,893</b>	<b>64</b>	<b>17</b>	<b>88</b>	<b>159</b>	<b>634</b>
<b>TOTAL, BRITISH EMPIRE AND FOREIGN COUNTRIES ... Lbs.</b>	<b>528,337</b>	<b>184,283</b>	<b>184,639</b>	<b>563,678</b>	<b>383,163</b>	<b>24,067</b>	<b>10,430</b>	<b>10,122</b>	<b>30,334</b>	<b>14,735</b>
<b>Tea, Green—</b>										
Bombay ... ..	.....	.....	.....	.....	415	.....	.....	.....	.....	82
Other British Possessions ... ..	60	186	.....	.....	125	7	15	.....	.....	27
<b>TOTAL, BRITISH EMPIRE ... Lbs.</b>	<b>60</b>	<b>186</b>	<b>.....</b>	<b>.....</b>	<b>540</b>	<b>7</b>	<b>15</b>	<b>.....</b>	<b>.....</b>	<b>109</b>
Other Foreign Countries ... ..	.....	.....	.....	60	.....	.....	.....	.....	12	.....
<b>TOTAL, FOREIGN COUNTRIES ... Lbs.</b>	<b>.....</b>	<b>.....</b>	<b>.....</b>	<b>60</b>	<b>.....</b>	<b>.....</b>	<b>.....</b>	<b>.....</b>	<b>12</b>	<b>.....</b>
<b>TOTAL, BRITISH EMPIRE AND FOREIGN COUNTRIES ... Lbs.</b>	<b>60</b>	<b>186</b>	<b>.....</b>	<b>60</b>	<b>540</b>	<b>7</b>	<b>15</b>	<b>.....</b>	<b>12</b>	<b>109</b>
<b>Telegraphs, materials for construction and accessories (III. E)—</b>										
Bombay ... ..	.....	.....	.....	.....	.....	.....	.....	.....	153	.....
Egypt ... ..	.....	.....	.....	.....	.....	.....	.....	.....	153	.....
United Kingdom ... ..	.....	.....	.....	.....	.....	2,673	535	3,083	1,037	6,142
Other British Possessions ... ..	.....	.....	.....	.....	.....	45	10	15	10	69
<b>TOTAL, BRITISH EMPIRE ... Value.</b>	<b>.....</b>	<b>.....</b>	<b>.....</b>	<b>.....</b>	<b>.....</b>	<b>2,718</b>	<b>565</b>	<b>3,260</b>	<b>1,200</b>	<b>6,311</b>
Egypt ... ..	.....	.....	.....	.....	.....	.....	.....	.....	.....	.....
Other Foreign Countries ... ..	.....	.....	.....	.....	.....	.....	.....	.....	.....	55
<b>TOTAL, FOREIGN COUNTRIES ... Value.</b>	<b>.....</b>	<b>.....</b>	<b>.....</b>	<b>.....</b>	<b>.....</b>	<b>.....</b>	<b>.....</b>	<b>.....</b>	<b>.....</b>	<b>55</b>
<b>TOTAL, BRITISH EMPIRE AND FOREIGN COUNTRIES ... Value.</b>	<b>.....</b>	<b>.....</b>	<b>.....</b>	<b>.....</b>	<b>.....</b>	<b>2,718</b>	<b>565</b>	<b>3,260</b>	<b>1,200</b>	<b>6,366</b>
Other Foreign Countries ... ..	.....	.....	.....	.....	.....	.....	.....	.....	.....	3
<b>TOTAL, FOREIGN COUNTRIES ... Value.</b>	<b>.....</b>	<b>.....</b>	<b>.....</b>	<b>.....</b>	<b>.....</b>	<b>.....</b>	<b>.....</b>	<b>.....</b>	<b>.....</b>	<b>3</b>
<b>TOTAL, BRITISH EMPIRE AND FOREIGN COUNTRIES ... Value.</b>	<b>.....</b>	<b>.....</b>	<b>.....</b>	<b>.....</b>	<b>.....</b>	<b>.....</b>	<b>.....</b>	<b>.....</b>	<b>.....</b>	<b>3</b>
<b>Telephones, materials for construction and accessories (III. E)—</b>										
Other British Possessions ... ..	.....	.....	.....	.....	.....	.....	.....	.....	6	.....
<b>TOTAL, BRITISH EMPIRE ... Value.</b>	<b>.....</b>	<b>.....</b>	<b>.....</b>	<b>.....</b>	<b>.....</b>	<b>.....</b>	<b>.....</b>	<b>.....</b>	<b>6</b>	<b>.....</b>
<b>Textile Materials—</b>										
<b>Cotton Raw (II. H)—</b>										
Other British Possessions ... ..	.....	.....	.....	.....	.....	.....	.....	.....	.....	.....
India—Bombay ... ..	6	.....	.....	6	19	8	.....	.....	16	70
<b>TOTAL, BRITISH EMPIRE ... Cwt.</b>	<b>6</b>	<b>.....</b>	<b>.....</b>	<b>6</b>	<b>19</b>	<b>8</b>	<b>.....</b>	<b>.....</b>	<b>16</b>	<b>70</b>



No. 7—continued.

TOTAL QUANTITIES and VALUE of ARTICLES IMPORTED—continued.

657

ARTICLES, AND COUNTRIES OF CONSIGNMENT.	QUANTITIES.					VALUE.				
	1916-1917.	1917-1918.	1918-1919.	1919-1920.	1920-1921.	1916-1917.	1917-1918.	1918-1919.	1919-1920.	1920-1921.
<b>Textile Materials—continued.</b>										
<i>Cotton Raw (II. H)—continued.</i>										
Italian East Africa ... .. Cwt.	99	.....	19	63	233	216	.....	100	161	609
Arabian Gulf Ports ... .. "	.....	.....	99	.....	.....	.....	.....	109	.....	.....
Galzan ... .. "	280	578	631	.....	.....	673	1,437	1,630	.....	.....
Mokha ... .. "	.....	.....	.....	.....	.....	.....	.....	.....	.....	.....
Massowah ... .. "	.....	.....	.....	.....	.....	.....	.....	.....	.....	.....
Other Foreign Countries ... .. "	34	38	23	35	20	57	75	66	99	63
Hodiedah ... .. "	.....	.....	.....	58	.....	.....	.....	.....	146	.....
TOTAL, FOREIGN COUNTRIES ... Cwt.	383	616	711	135	260	945	1,532	1,803	449	643
TOTAL, BRITISH EMPIRE AND FOREIGN COUNTRIES ... .. Cwt.	337	616	711	141	378	963	1,632	1,942	604	722
<i>Cotton Waste (II. H)—</i>										
United Kingdom ... .. Cwt.	.....	89	.....	70	79	.....	70	.....	170	176
India—Bombay ... .. "	212	91	251	135	167	453	173	792	300	347
Other British Possessions ... .. "	21	.....	17	19	.....	63	.....	60	19	.....
TOTAL, BRITISH EMPIRE ... Cwt.	233	130	268	213	246	605	243	843	304	343
Other Foreign Countries ... .. Cwt.	.....	.....	.....	.....	28	.....	.....	.....	.....	54
TOTAL, FOREIGN COUNTRIES ... Cwt.	.....	.....	.....	.....	28	.....	.....	.....	.....	54
TOTAL, BRITISH EMPIRE AND FOREIGN COUNTRIES ... .. Cwt.	233	130	268	213	274	605	243	843	314	397
<b>Textile Fabrics—</b>										
<i>Cotton—</i>										
<i>Twist and Yarn—</i>										
<i>Mule and Water—Nos. 1 to 10 (a) (III. O)—</i>										
Somaliand ... .. Lbs.	3,800	2,000	.....	.....	.....	140	120	.....	.....	.....
India—Karachi ... .. "	.....	.....	.....	.....	.....	.....	.....	.....	.....	.....
India—Bombay ... .. "	205,566	106,600	372,400	421,846	372,100	6,992	8,332	31,795	26,349	20,798
Other British Possessions ... .. "	.....	.....	.....	.....	.....	.....	.....	.....	.....	.....
TOTAL, BRITISH EMPIRE ... Lbs.	209,166	108,600	372,400	421,846	372,100	7,132	8,452	31,795	26,349	20,771
Arabian Gulf Ports ... .. Lbs.	.....	.....	.....	71,300	.....	.....	.....	.....	4,967	.....
Other Foreign Countries ... .. "	.....	.....	.....	.....	.....	.....	.....	.....	.....	.....
Hodiedah ... .. "	.....	.....	.....	2,000	.....	.....	.....	.....	167	.....
TOTAL, FOREIGN COUNTRIES ... Lbs.	.....	.....	.....	73,300	.....	.....	.....	.....	5,134	.....
TOTAL, BRITISH EMPIRE AND FOREIGN COUNTRIES ... .. Lbs.	209,166	108,600	372,400	495,146	372,100	7,132	8,452	31,795	31,483	21,771
<i>Mule and Water—Nos. 11 to 15 (III. O)—</i>										
Arabian Gulf Ports ... .. Lbs.	.....	.....	.....	3,900	.....	.....	.....	.....	299	.....
TOTAL, FOREIGN COUNTRIES ... Lbs.	.....	.....	.....	3,900	.....	.....	.....	.....	299	.....
<i>Mule and Water—Nos. 16 to 20 (a) (III. O)—</i>										
Other British Possessions ... .. Lbs.	.....	400	.....	.....	.....	.....	60	.....	.....	.....
United Kingdom ... .. "	3,000	.....	.....	.....	.....	180	.....	.....	.....	.....
India—Bombay ... .. "	240,378	21,600	184,300	229,900	262,100	10,512	1,640	19,177	63,230	21,908
TOTAL, BRITISH EMPIRE ... Lbs.	243,378	22,000	184,300	233,900	262,100	10,692	1,700	19,177	63,230	21,908
Arabian Gulf Ports ... .. Lbs.	.....	.....	.....	12,600	.....	.....	.....	.....	1,222	.....
D'Jibouti ... .. "	.....	.....	.....	3,000	.....	.....	.....	.....	300	.....
Other Foreign Countries ... .. "	.....	.....	.....	.....	.....	.....	.....	.....	.....	.....
TOTAL, FOREIGN COUNTRIES ... Lbs.	.....	.....	.....	15,600	.....	.....	.....	.....	1,522	.....
TOTAL, BRITISH EMPIRE AND FOREIGN COUNTRIES ... .. Lbs.	243,378	22,000	184,300	406,400	262,100	10,692	1,700	19,177	64,752	21,908

No. 7—continued.

658

TOTAL QUANTITIES and VALUE of ARTICLES IMPORTED—continued.

ARTICLES, AND COUNTRIES OF CONSIGNMENT.	QUANTITIES.					VALUE.				
	1916-1917.	1917-1918.	1918-1919.	1919-1920.	1920-1921.	1916-1917.	1917-1918.	1918-1919.	1919-1920.	1920-1921.
<i>Textile Fabrics—continued.</i>						£	£	£	£	£
<i>Cotton—continued.</i>										
<i>Twist and Yarn—continued.</i>										
Mule and water—Nos. 21 to 25 (a) (III. O.)—										
India—Bombay ... .. Lbs.	2,018	.....	.....	1,500	.....	67	.....	.....	333	.....
TOTAL, BRITISH EMPIRE ... Lbs.	2,018	.....	.....	1,500	.....	67	.....	.....	333	.....
TOTAL, FOREIGN COUNTRIES ... Lbs.	.....	.....	.....	.....	.....	.....	.....	.....	.....	.....
TOTAL, BRITISH EMPIRE AND FOREIGN COUNTRIES ... Lbs.	2,018	.....	.....	1,500	.....	67	.....	.....	333	.....
Mule and water—Nos. 26 to 30 (a) (III. O.)—										
India—Bombay ... .. Lbs.	.....	.....	.....	4,000	.....	.....	.....	.....	333	.....
TOTAL, BRITISH EMPIRE ... Lbs.	.....	.....	.....	4,000	.....	.....	.....	.....	333	.....
TOTAL, FOREIGN COUNTRIES ... Lbs.	.....	.....	.....	.....	.....	.....	.....	.....	.....	.....
TOTAL, BRITISH EMPIRE AND FOREIGN COUNTRIES ... Lbs.	.....	.....	.....	4,000	.....	.....	.....	.....	333	.....
Mule and water—Nos. 31 to 40 (a) (III. O.)—										
United Kingdom ... .. Lbs.	8,700	.....	.....	.....	.....	980	.....	.....	.....	.....
India—Bombay ... .. Lbs.	6,000	1,500	2,225	800	2,700	300	290	148	105	364
Other British Possessions ... .. Lbs.	.....	.....	.....	.....	.....	.....	.....	.....	.....	.....
TOTAL, BRITISH EMPIRE ... Lbs.	14,700	1,500	2,225	800	2,700	980	290	148	105	364
D'Jibouti ... .. Lbs.	.....	.....	.....	.....	.....	.....	.....	.....	.....	.....
Other Foreign Countries ... .. Lbs.	.....	.....	.....	.....	.....	.....	.....	.....	.....	.....
Italy ... .. Lbs.	.....	.....	.....	.....	.....	.....	.....	.....	.....	.....
TOTAL, FOREIGN COUNTRIES ... Lbs.	.....	.....	.....	.....	.....	.....	.....	.....	.....	.....
TOTAL, BRITISH EMPIRE AND FOREIGN COUNTRIES ... Lbs.	14,700	1,500	2,225	800	2,700	980	290	148	105	364
Mule and water—Nos. 41 to 50 (a) (III. O.)—										
United Kingdom ... .. Lbs.	.....	.....	8,000	.....	.....	.....	.....	187	.....	.....
Bombay ... .. Lbs.	5,956	.....	17,300	.....	1,500	487	.....	2,400	.....	130
TOTAL, BRITISH EMPIRE ... Lbs.	5,956	.....	20,300	.....	1,500	487	.....	2,587	.....	130
Mokha ... .. Lbs.	.....	.....	.....	2,000	.....	.....	.....	.....	187	.....
Italian East Africa ... .. Lbs.	.....	.....	.....	320	.....	.....	.....	.....	80	.....
TOTAL, FOREIGN COUNTRIES ... Lbs.	.....	.....	.....	2,320	.....	.....	.....	.....	267	.....
TOTAL, BRITISH EMPIRE AND FOREIGN COUNTRIES ... Lbs.	5,956	.....	20,300	.....	1,500	487	.....	2,587	.....	130
Mule and water—Nos. 51 to 100 (III. O.)—										
Other British Possessions ... Lbs.	.....	.....	.....	.....	600	.....	.....	.....	.....	52
TOTAL, BRITISH EMPIRE ... Lbs.	.....	.....	.....	.....	600	.....	.....	.....	.....	52
Mule and water—Above No. 50 (a) (III. O.)—										
India—Bombay ... .. Lbs.	.....	.....	.....	.....	.....	.....	.....	.....	.....	.....
United Kingdom ... .. Lbs.	.....	.....	.....	.....	.....	.....	.....	.....	.....	.....
Other British Possessions ... .. Lbs.	.....	.....	.....	.....	.....	.....	.....	.....	.....	.....
TOTAL, BRITISH EMPIRE ... Lbs.	.....	.....	.....	.....	.....	.....	.....	.....	.....	.....
Italy ... .. Lbs.	.....	.....	.....	.....	.....	.....	.....	.....	.....	.....
TOTAL, FOREIGN COUNTRIES ... Lbs.	.....	.....	.....	.....	.....	.....	.....	.....	.....	.....
TOTAL, BRITISH EMPIRE AND FOREIGN COUNTRIES ... Lbs.	.....	.....	.....	.....	.....	.....	.....	.....	.....	.....

TOTAL QUANTITIES and VALUE of ARTICLES IMPORTED—continued.

ARTICLES, AND COUNTRIES OF CONSIGNMENT.	QUANTITY.					VALUE.				
	1916-1917.	1917-1918.	1918-1919.	1919-1920.	1920-1921.	1916-1917.	1917-1918.	1918-1919.	1919-1920.	1920-1921.
<b>Textile Fabrics—continued.</b>										
<b>Cotton—continued.</b>										
<b>Twist and Yarn—continued.</b>										
<b>Orange, Red and other colours—Nos. 1 to 20 (a) (III. O.)—</b>										
United Kingdom ... Lbs.					19,000					1,739
Somaliland ... Lbs.		2,000					119			
India—Bombay ... Lbs.	5,300	23,080	70,300	130,100	113,100	239	2,236	6,092	11,031	12,181
Other British Possessions ... Lbs.	780		600	400	10	55		40	40	1
<b>TOTAL, BRITISH EMPIRE ... Lbs.</b>	<b>6,960</b>	<b>27,080</b>	<b>70,900</b>	<b>130,500</b>	<b>126,110</b>	<b>279</b>	<b>2,355</b>	<b>7,082</b>	<b>11,071</b>	<b>12,008</b>
Hodfedah ... Lbs.					2,981					607
Austria ... Lbs.										
Djibouti ... Lbs.					5,000					843
Italy ... Lbs.		1,900					190			
Mokha ... Lbs.					2,800					187
Other Foreign Countries ... Lbs.										
<b>TOTAL, FOREIGN COUNTRIES ... Lbs.</b>		<b>1,900</b>			<b>10,811</b>		<b>190</b>			<b>1,187</b>
<b>TOTAL, BRITISH EMPIRE AND FOREIGN COUNTRIES ... Lbs.</b>	<b>6,960</b>	<b>28,980</b>	<b>70,900</b>	<b>130,500</b>	<b>136,921</b>	<b>279</b>	<b>2,545</b>	<b>7,082</b>	<b>11,071</b>	<b>13,008</b>
<b>Orange, Red and other colours—Nos. 21 to 25 (a) (III. O.)—</b>										
India—Bombay ... Lbs.										
Other British Possessions ... Lbs.										
<b>TOTAL, BRITISH EMPIRE ... Lbs.</b>										
Djibouti ... Lbs.		1,810					100			
<b>TOTAL, FOREIGN COUNTRIES ... Lbs.</b>		<b>1,810</b>					<b>100</b>			
<b>TOTAL, BRITISH EMPIRE AND FOREIGN COUNTRIES ... Lbs.</b>		<b>1,810</b>					<b>100</b>			
<b>Orange, Red and other colours—Nos. 26 to 30 (a) (III. O.)—</b>										
Other British Possessions ... Lbs.	125					7				
United Kingdom ... Lbs.										
India—Bombay ... Lbs.					1,800					313
<b>TOTAL, BRITISH EMPIRE ... Lbs.</b>	<b>125</b>				<b>1,800</b>	<b>7</b>				<b>313</b>
Other Foreign Countries ... Lbs.										
<b>TOTAL, FOREIGN COUNTRIES ... Lbs.</b>										
<b>TOTAL, BRITISH EMPIRE AND FOREIGN COUNTRIES ... Lbs.</b>	<b>125</b>				<b>1,800</b>	<b>7</b>				<b>313</b>
<b>Orange, Red and other colours—Nos. 31 to 40 (a) (III. O.)—</b>										
United Kingdom ... Lbs.					2,000					1,007
India—Bombay ... Lbs.	10,920	7,000	12,000	16,000	8,234	854	828	1,807	1,487	1,135
<b>TOTAL, BRITISH EMPIRE ... Lbs.</b>	<b>10,920</b>	<b>7,000</b>	<b>12,000</b>	<b>16,000</b>	<b>11,234</b>	<b>854</b>	<b>828</b>	<b>1,807</b>	<b>1,487</b>	<b>2,300</b>
Italy ... Lbs.										
Djibouti ... Lbs.	2,410			4,900	2,800	209			223	730
Other Foreign Countries ... Lbs.					700					65
<b>TOTAL, FOREIGN COUNTRIES ... Lbs.</b>	<b>2,410</b>			<b>4,900</b>	<b>4,500</b>	<b>209</b>			<b>223</b>	<b>795</b>
<b>TOTAL, BRITISH EMPIRE AND FOREIGN COUNTRIES ... Lbs.</b>	<b>13,330</b>	<b>7,000</b>	<b>12,000</b>	<b>20,900</b>	<b>15,734</b>	<b>1,063</b>	<b>828</b>	<b>1,807</b>	<b>1,620</b>	<b>3,095</b>
<b>Orange, Red and other colours—Nos. 41 to 50 (III. O.)—</b>										
Bombay ... Lbs.			2,000					203		
Other British Possessions ... Lbs.										
<b>TOTAL, BRITISH EMPIRE ... Lbs.</b>			<b>2,000</b>					<b>203</b>		

660

No. 7—continued.

TOTAL QUANTITIES and VALUE of ARTICLES IMPORTED—continued.

ARTICLES, AND COUNTRIES OF CONSIGNMENT.	QUANTITIES.					VALUE.				
	1916-1917.	1917-1918.	1918-1919.	1919-1920.	1920-1921.	1916-1917.	1917-1918.	1918-1919.	1919-1920.	1920-1921.
<b>Textile Fabrics—continued.</b>										
<b>Cotton—continued.</b>										
<b>Twist and Yarn—continued.</b>										
<b>Orange, Red and other colours—Above No. 60 (s) (III. O.)—</b>										
Bombay ... .. Lbs.	4,000	.....	.....	3,200	.....	267	.....	.....	171	.....
Other British Possessions ... ..	.....	.....	.....	.....	.....	.....	.....	.....	.....	.....
United Kingdom ... ..	1,340	.....	.....	.....	.....	134	.....	.....	.....	.....
<b>TOTAL, BRITISH EMPIRE ... Lbs.</b>	<b>5,340</b>	<b>.....</b>	<b>.....</b>	<b>3,200</b>	<b>.....</b>	<b>401</b>	<b>.....</b>	<b>.....</b>	<b>171</b>	<b>.....</b>
<b>Twist and Yarn-Bleached (white.)—</b>										
United Kingdom ... .. Lbs.	.....	.....	.....	.....	52,258	.....	.....	.....	.....	11,617
Bombay ... ..	.....	.....	.....	.....	1,634,480	.....	.....	.....	.....	155,095
Egypt ... ..	.....	.....	.....	.....	895	.....	.....	.....	.....	406
<b>TOTAL, BRITISH EMPIRE ... Lbs.</b>	<b>.....</b>	<b>.....</b>	<b>.....</b>	<b>.....</b>	<b>1,687,634</b>	<b>.....</b>	<b>.....</b>	<b>.....</b>	<b>.....</b>	<b>167,118</b>
Other Foreign Countries ... Lbs.	.....	.....	.....	.....	1,170	.....	.....	.....	.....	91
<b>TOTAL, FOREIGN COUNTRIES. Lbs.</b>	<b>.....</b>	<b>.....</b>	<b>.....</b>	<b>.....</b>	<b>1,170</b>	<b>.....</b>	<b>.....</b>	<b>.....</b>	<b>.....</b>	<b>91</b>
<b>TOTAL, BRITISH EMPIRE AND FOREIGN COUNTRIES ... Lbs.</b>	<b>.....</b>	<b>.....</b>	<b>.....</b>	<b>.....</b>	<b>1,688,804</b>	<b>.....</b>	<b>.....</b>	<b>.....</b>	<b>.....</b>	<b>167,209</b>
<b>Unspecified description of Twist and Yarn—(s) (III. O.)—</b>										
United Kingdom ... .. Lbs.	9,720	35,398	119,589	14,300	19,700	1,068	3,320	15,631	1,263	2,913
India—Bombay ... ..	203,064	781,553	3,115,523	639,192	95,535	6,528	59,431	316,531	40,768	10,264
Other British Possessions ... ..	.....	320	.....	.....	.....	.....	17	.....	.....	.....
<b>TOTAL, BRITISH EMPIRE ... Lbs.</b>	<b>212,784</b>	<b>817,170</b>	<b>3,235,091</b>	<b>653,492</b>	<b>108,235</b>	<b>7,594</b>	<b>62,768</b>	<b>332,162</b>	<b>42,031</b>	<b>13,177</b>
Arabian Gulf Ports ... .. Lbs.	.....	11,500	42,016	54,400	.....	.....	357	3,245	3,533	.....
Djibouti ... ..	3,360	.....	.....	13,600	.....	217	.....	1,339	.....	.....
Austria ... ..	.....	.....	.....	.....	.....	.....	.....	.....	.....	.....
Italy ... ..	12,320	.....	.....	.....	.....	729	.....	.....	.....	.....
Other Foreign Countries ... ..	620	800	.....	.....	.....	21	53	.....	.....	.....
Mossawah ... ..	.....	.....	.....	11,200	.....	.....	.....	.....	347	.....
<b>TOTAL, FOREIGN COUNTRIES ... Lbs.</b>	<b>18,300</b>	<b>12,600</b>	<b>42,016</b>	<b>79,200</b>	<b>.....</b>	<b>967</b>	<b>410</b>	<b>3,245</b>	<b>5,713</b>	<b>.....</b>
<b>TOTAL, BRITISH EMPIRE AND FOREIGN COUNTRIES ... Lbs.</b>	<b>230,084</b>	<b>829,770</b>	<b>3,277,107</b>	<b>632,692</b>	<b>108,235</b>	<b>8,561</b>	<b>63,178</b>	<b>335,407</b>	<b>47,744</b>	<b>13,177</b>
<b>TOTAL OF COTTON, TWIST AND YARN ... Lbs.</b>	<b>736,075</b>	<b>1,008,430</b>	<b>3,941,323</b>	<b>1,700,218</b>	<b>2,610,694</b>	<b>20,969</b>	<b>78,032</b>	<b>396,293</b>	<b>157,889</b>	<b>261,794</b>
<b>Manufactures—</b>										
<b>Blankets—(s I) (III. O.)—</b>										
United Kingdom ... .. Lbs.	3,526	.....	7,533	41,000	.....	63	.....	407	2,783	.....
India—Bombay ... ..	254,688	103,834	29,320	13,434	26,913	5,701	2,719	1,468	1,352	1,647
Other British Possessions ... ..	.....	367	.....	10	637	.....	10	.....	1	719
<b>TOTAL, BRITISH EMPIRE ... Lbs.</b>	<b>257,114</b>	<b>104,221</b>	<b>36,853</b>	<b>54,444</b>	<b>27,579</b>	<b>5,764</b>	<b>2,721</b>	<b>1,875</b>	<b>4,086</b>	<b>1,716</b>
Arabian Gulf Ports ... .. Lbs.	.....	.....	.....	.....	1,250	.....	.....	.....	.....	157
Belgium ... ..	.....	.....	.....	.....	26,433	.....	.....	.....	.....	2,399
Djibouti ... ..	.....	.....	.....	.....	1,790	.....	.....	.....	.....	236
Other Foreign Countries ... ..	666	160	.....	142	.....	27	5	.....	.....	.....
<b>TOTAL, FOREIGN COUNTRIES ... Lbs.</b>	<b>666</b>	<b>160</b>	<b>.....</b>	<b>142</b>	<b>29,472</b>	<b>27</b>	<b>5</b>	<b>.....</b>	<b>.....</b>	<b>2,628</b>
<b>TOTAL, BRITISH EMPIRE AND FOREIGN COUNTRIES ... Lbs.</b>	<b>257,780</b>	<b>104,371</b>	<b>36,853</b>	<b>54,586</b>	<b>57,051</b>	<b>5,791</b>	<b>2,726</b>	<b>1,875</b>	<b>4,086</b>	<b>4,344</b>
<b>Canvas—(s II) (III. O.)—</b>										
Karachi ... .. Yds.	.....	.....	.....	.....	4,000	.....	.....	.....	.....	353
United Kingdom ... ..	7,157	6,149	1,931	2,154	2,043	1,004	.....	439	1,347	600
India—Bombay ... ..	13,043	1,175	2,453	2,535	3,310	621	109	563	570	312
Other British Possessions ... ..	.....	.....	.....	.....	210	.....	.....	.....	.....	20
Cutch and Kathiawar ... ..	.....	.....	.....	.....	1,656	.....	.....	.....	.....	110
<b>TOTAL, BRITISH EMPIRE ... Yds.</b>	<b>19,200</b>	<b>7,324</b>	<b>5,363</b>	<b>17,679</b>	<b>12,118</b>	<b>1,625</b>	<b>915</b>	<b>1,052</b>	<b>1,917</b>	<b>1,485</b>
Asiatic Turkey Persian Gulf ... Yds.	.....	.....	.....	6,200	9,900	.....	.....	.....	555	353
Arabian Gulf Ports ... ..	3,069	.....	.....	.....	2,250	.....	.....	.....	.....	150
Jeddah ... ..	.....	.....	.....	.....	1,500	101	.....	.....	.....	80
Persea ... ..	25,615	6,000	.....	.....	.....	.....	.....	.....	.....	.....
Other Foreign Countries ... ..	1,800	.....	770	625	326	1,056	160	.....	.....	.....
Hodeidah ... ..	.....	.....	.....	.....	.....	46	.....	65	.....	.....
<b>TOTAL, FOREIGN COUNTRIES ... Yds.</b>	<b>40,583</b>	<b>6,000</b>	<b>770</b>	<b>9,205</b>	<b>13,975</b>	<b>1,203</b>	<b>160</b>	<b>65</b>	<b>523</b>	<b>622</b>
<b>TOTAL, BRITISH EMPIRE AND FOREIGN COUNTRIES ... Yds.</b>	<b>59,783</b>	<b>13,324</b>	<b>6,133</b>	<b>26,884</b>	<b>26,093</b>	<b>2,828</b>	<b>1,075</b>	<b>1,117</b>	<b>2,540</b>	<b>2,107</b>

TOTAL QUANTITIES and VALUE of ARTICLES IMPORTED—continued.

ARTICLES, AND COUNTRIES OF ORIGIN	QUANTITIES					VALUE				
	1916-1917.	1917-1918.	1918-1919.	1919-1920.	1920-1921.	1916-1917.	1917-1918.	1918-1919.	1919-1920.	1920-1921.
<b>Textile Fabrics—continued.</b>						£	£	£	£	£
<b>Cotton—continued.</b>										
<b>Manufactures—continued.</b>										
<b>Handkerchiefs and Shawls in the piece—(b) (iii) (II. O.)—</b>										
United Kingdom ... .. Nos.	149,068	225,978	480,138	.....	.....	2,928	6,987	17,901	.....	.....
India—Bombay ... .. "	212,187	82,452	177,388	.....	.....	2,621	1,941	2,143	.....	.....
Other British Possessions ... .. "	120	.....	.....	.....	.....	2	.....	.....	.....	.....
Zanzibar and Pemba ... .. "	.....	.....	.....	.....	.....	.....	.....	.....	.....	.....
<b>TOTAL BRITISH EMPIRE ... Nos.</b>	<b>361,313</b>	<b>318,437</b>	<b>657,466</b>	.....	.....	<b>6,553</b>	<b>8,928</b>	<b>20,045</b>	.....	.....
Greece ... .. Nos.	.....	4,400	.....	.....	.....	.....	78	.....	.....	.....
Holland ... .. "	.....	.....	.....	.....	.....	.....	.....	.....	.....	.....
Italy ... .. "	.....	.....	.....	.....	.....	.....	.....	.....	.....	.....
Other Foreign Countries ... .. "	240	80	.....	.....	.....	3	7	.....	.....	.....
Djibouti and Obokh ... .. "	.....	.....	.....	.....	.....	.....	.....	.....	.....	.....
<b>TOTAL FOREIGN COUNTRIES ... Nos.</b>	<b>240</b>	<b>4,480</b>	.....	.....	.....	<b>3</b>	<b>85</b>	.....	.....	.....
<b>TOTAL BRITISH EMPIRE AND FOREIGN COUNTRIES ... Nos.</b>	<b>361,553</b>	<b>322,917</b>	<b>657,466</b>	.....	.....	<b>6,556</b>	<b>9,013</b>	<b>20,045</b>	.....	.....
<b>Handkerchiefs—</b>										
United Kingdom ... .. Nos.	.....	.....	.....	98,900	261,170	.....	.....	.....	2,100	6,441
Bombay ... .. "	.....	.....	.....	7,720	68,780	.....	.....	.....	180	2,246
Other British Possessions ... .. "	.....	.....	.....	.....	1,700	.....	.....	.....	.....	22
<b>TOTAL, BRITISH EMPIRE ... Nos.</b>	.....	.....	.....	<b>106,620</b>	<b>331,650</b>	.....	.....	.....	<b>2,280</b>	<b>11,069</b>
Morocco ... .. Nos.	.....	.....	.....	6,900	.....	.....	.....	.....	200	.....
Other Foreign Countries ... .. "	.....	.....	.....	.....	2,644	.....	.....	.....	.....	73
<b>TOTAL FOREIGN COUNTRIES ... Nos.</b>	.....	.....	.....	<b>6,900</b>	<b>2,644</b>	.....	.....	.....	<b>200</b>	<b>73</b>
<b>TOTAL BRITISH EMPIRE AND FOREIGN COUNTRIES ... Nos.</b>	.....	.....	.....	<b>113,520</b>	<b>334,294</b>	.....	.....	.....	<b>2,480</b>	<b>11,742</b>
<b>Shawls—</b>										
Bombay ... .. Nos.	.....	.....	.....	1,305	2,400	.....	.....	.....	126	680
United Kingdom ... .. "	.....	.....	.....	22,828	2,806	.....	.....	.....	9,201	727
Other British Possessions ... .. "	.....	.....	.....	.....	1,182	.....	.....	.....	.....	28
<b>TOTAL BRITISH EMPIRE ... Nos.</b>	.....	.....	.....	<b>24,133</b>	<b>5,288</b>	.....	.....	.....	<b>9,427</b>	<b>1,415</b>
Other Foreign Countries ... .. Nos.	.....	.....	.....	27	.....	.....	.....	.....	5	.....
<b>TOTAL FOREIGN COUNTRIES ... Nos.</b>	.....	.....	.....	<b>27</b>	.....	.....	.....	.....	<b>5</b>	.....
<b>TOTAL BRITISH EMPIRE AND FOREIGN COUNTRIES ... Nos.</b>	.....	.....	.....	<b>24,160</b>	<b>5,288</b>	.....	.....	.....	<b>9,432</b>	<b>1,415</b>
<b>Hosiery—(b) (iv) (III. O.)—</b>										
United Kingdom ... .. Value.	.....	.....	.....	.....	.....	443	288	285	510	762
India—Bombay ... .. "	.....	.....	.....	.....	.....	1,120	1,208	2,728	2,643	2,043
Other British Possessions ... .. "	.....	.....	.....	.....	.....	1	7	.....	28	7
<b>TOTAL BRITISH EMPIRE ... Value.</b>	.....	.....	.....	.....	.....	<b>1,564</b>	<b>1,493</b>	<b>3,013</b>	<b>3,181</b>	<b>2,812</b>
United States ... .. Value.	.....	.....	.....	.....	.....	.....	.....	.....	297	448
Japan ... .. "	.....	.....	.....	.....	.....	267	.....	.....	.....	.....
Other Foreign Countries ... .. "	.....	.....	.....	.....	.....	.....	17	.....	80	80
<b>TOTAL FOREIGN COUNTRIES ... Value.</b>	.....	.....	.....	.....	.....	<b>267</b>	<b>17</b>	.....	<b>277</b>	<b>528</b>
<b>TOTAL BRITISH EMPIRE AND FOREIGN COUNTRIES ... Value.</b>	.....	.....	.....	.....	.....	<b>1,831</b>	<b>1,510</b>	<b>3,283</b>	<b>3,458</b>	<b>3,340</b>

TOTAL QUANTITIES and VALUE of ARTICLES IMPORTED—continued.

ARTICLES, AND COUNTRIES OF CONSIGNMENT.	QUANTITIES.					VALUE.				
	1916-1917.	1917-1918.	1918-1919.	1919-1920.	1920-1921.	1916-1917.	1917-1918.	1918-1919.	1919-1920.	1920-1921.
<b>Textile fabrics—continued.</b>						£	£	£	£	£
<b>Cotton—continued.</b>										
<i>Manufactures Concluded—</i>										
<b>Lace and Patent Net—(5 1/2) (III. O.)—</b>										
Egypt ... .. Yds.	.....	.....	.....	97,000	29,000	.....	.....	.....	89	67
United Kingdom ... .. Yds.	382,846	620,209	91,195	7,020	8,693	306	602	1,487	154	236
India—Bombay ... .. Yds.	279,700	19,725	11,729	470,463	51,910	2,786	459	343	736	701
Other British Possessions ... .. Yds.	2,000	.....	.....	.....	865	53	.....	.....	.....	16
British Somaliland ... .. Yds.	3,604	.....	3,300	.....	.....	84	.....	173	.....	.....
<b>TOTAL BRITISH EMPIRE ... Yds.</b>	<b>647,750</b>	<b>638,934</b>	<b>106,124</b>	<b>537,512</b>	<b>81,447</b>	<b>3,228</b>	<b>1,090</b>	<b>3,003</b>	<b>970</b>	<b>1,013</b>
Austria ... .. Yds.	.....	.....	.....	.....	15,000	.....	.....	.....	.....	134
France ... .. Yds.	.....	.....	.....	.....	2,350	.....	.....	.....	.....	113
Other Foreign Countries ... .. Yds.	31,392	.....	.....	.....	1,125	30	.....	.....	.....	8
<b>TOTAL FOREIGN COUNTRIES ... Yds.</b>	<b>31,392</b>	<b>.....</b>	<b>.....</b>	<b>.....</b>	<b>18,475</b>	<b>30</b>	<b>.....</b>	<b>.....</b>	<b>.....</b>	<b>354</b>
<b>TOTAL BRITISH EMPIRE AND FOREIGN COUNTRIES ... Yds.</b>	<b>679,142</b>	<b>638,934</b>	<b>106,124</b>	<b>537,512</b>	<b>99,922</b>	<b>3,258</b>	<b>1,090</b>	<b>3,003</b>	<b>970</b>	<b>1,367</b>
<b>Pisco-foods—</b>										
<b>Plain Grey (unbleached) Dhadees (5 1/2) (III-O.)—</b>										
United Kingdom ... .. Yds.	.....	19,500	4,000	.....	.....	.....	639	287	.....	.....
India—Bombay ... .. Yds.	6,138,631	8,099,233	1,176,252	391,708	7,87,462	78,444	44,037	26,301	17,898	29,444
<b>TOTAL BRITISH EMPIRE ... Yds.</b>	<b>6,138,631</b>	<b>8,117,733</b>	<b>1,180,252</b>	<b>391,708</b>	<b>7,87,462</b>	<b>78,444</b>	<b>44,676</b>	<b>26,588</b>	<b>17,898</b>	<b>29,444</b>
Mossawah ... .. Yds.	.....	.....	.....	.....	.....	.....	.....	.....	.....	.....
Other Foreign Countries ... .. Yds.	3,000	.....	.....	.....	1,440	40	.....	.....	.....	36
<b>TOTAL FOREIGN COUNTRIES ... Yds.</b>	<b>3,000</b>	<b>.....</b>	<b>.....</b>	<b>.....</b>	<b>1,440</b>	<b>40</b>	<b>.....</b>	<b>.....</b>	<b>.....</b>	<b>36</b>
<b>TOTAL BRITISH EMPIRE AND FOREIGN COUNTRIES ... Yds.</b>	<b>6,138,631</b>	<b>8,117,733</b>	<b>1,180,252</b>	<b>391,708</b>	<b>788,902</b>	<b>78,484</b>	<b>44,676</b>	<b>26,588</b>	<b>17,898</b>	<b>29,480</b>
<b>Dhatis, Bavis and Seares (5 1/2) (III-O.)—</b>										
United Kingdom ... .. Yds.	4,000	.....	.....	.....	.....	63	.....	.....	.....	.....
Bombay ... .. Yds.	190,850	39,608	16,000	22,600	63,620	2,395	631	400	797	1,327
<b>TOTAL BRITISH EMPIRE ... Yds.</b>	<b>190,850</b>	<b>39,608</b>	<b>16,000</b>	<b>22,600</b>	<b>63,620</b>	<b>2,398</b>	<b>631</b>	<b>400</b>	<b>797</b>	<b>1,327</b>
Other Foreign Countries ... .. Yds.	200	.....	.....	.....	.....	7	.....	.....	.....	.....
<b>TOTAL FOREIGN COUNTRIES ... Yds.</b>	<b>200</b>	<b>.....</b>	<b>.....</b>	<b>.....</b>	<b>.....</b>	<b>7</b>	<b>.....</b>	<b>.....</b>	<b>.....</b>	<b>.....</b>
<b>TOTAL BRITISH EMPIRE AND FOREIGN COUNTRIES ... Yds.</b>	<b>190,850</b>	<b>39,608</b>	<b>16,000</b>	<b>22,600</b>	<b>63,620</b>	<b>2,395</b>	<b>631</b>	<b>400</b>	<b>797</b>	<b>1,327</b>
<b>Drills and Jeans (5 1/2) (III-O.)—</b>										
Zambiar ... .. Yds.	23,400	.....	.....	.....	.....	333	.....	.....	.....	.....
United Kingdom ... .. Yds.	30,000	7,903	23,300	1,531,450	.....	600	197	680	69,745	.....
Bombay ... .. Yds.	7,459,200	1,520,300	1,465,700	.....	837,400	84,549	52,049	48,169	.....	36,379
Other British Possessions ... .. Yds.	.....	.....	800	.....	1,132	.....	.....	35	.....	49
<b>TOTAL BRITISH EMPIRE ... Yds.</b>	<b>7,512,600</b>	<b>1,528,203</b>	<b>1,489,700</b>	<b>1,531,450</b>	<b>838,532</b>	<b>25,782</b>	<b>52,246</b>	<b>48,872</b>	<b>69,745</b>	<b>36,428</b>
D'ibouti ... .. Yds.	9,000	.....	.....	.....	.....	180	.....	.....	.....	.....
United States of America ... .. Yds.	.....	.....	.....	270,000	.....	.....	.....	.....	13,000	.....
Arabian Gulf Port ... .. Yds.	.....	.....	.....	.....	1,200	.....	.....	.....	.....	67
Italy ... .. Yds.	.....	.....	.....	.....	.....	.....	.....	.....	.....	.....
Mossawah ... .. Yds.	.....	.....	.....	3,200	.....	.....	.....	.....	128	.....
Other Foreign Countries ... .. Yds.	.....	.....	.....	.....	.....	.....	.....	.....	.....	.....
<b>TOTAL FOREIGN COUNTRIES ... Yds.</b>	<b>9,000</b>	<b>.....</b>	<b>.....</b>	<b>273,200</b>	<b>1,200</b>	<b>180</b>	<b>.....</b>	<b>.....</b>	<b>13,128</b>	<b>67</b>
<b>TOTAL BRITISH EMPIRE AND FOREIGN COUNTRIES ... Yds.</b>	<b>7,521,600</b>	<b>1,528,203</b>	<b>1,489,700</b>	<b>1,804,650</b>	<b>839,732</b>	<b>25,962</b>	<b>52,246</b>	<b>48,872</b>	<b>82,873</b>	<b>36,495</b>

TOTAL QUANTITIES and VALUE of ARTICLES IMPORTED—continued.

ARTICLES, AND COUNTRIES OF CONSIGNMENT.	QUANTITIES.					VALUE.				
	1916-1917.	1917-1918.	1918-1919.	1919-1920.	1920-1921.	1916-1917.	1917-1918.	1918-1919.	1919-1920.	1920-1921.
<b>Textile fabrics—continued.</b>						£	£	£	£	£
<b>Cotton—continued.</b>										
<i>Piece-goods—continued.</i>										
Plain Grey (unbleached—continued.)										
<i>Jacquets including Hand-polloms, Mulls and Cambrics (b co) (III-O.)—</i>										
Other British Possessions, ... Yds.		416			419		8			38
India—Bombay ... ..	287,900		28,000	124,000	78,900	1,817		1,000	1,747	1,438
<b>TOTAL BRITISH EMPIRE ... Yds.</b>	<b>287,900</b>	<b>416</b>	<b>28,000</b>	<b>124,000</b>	<b>79,319</b>	<b>1,817</b>	<b>8</b>	<b>1,000</b>	<b>1,747</b>	<b>1,461</b>
Other Foreign Countries ... Yds.										
<b>TOTAL FOREIGN COUNTRIES ... Yds.</b>										
<b>TOTAL BRITISH EMPIRE AND FOREIGN COUNTRIES ... Yds.</b>	<b>287,900</b>	<b>416</b>	<b>28,000</b>	<b>124,000</b>	<b>79,319</b>	<b>1,817</b>	<b>8</b>	<b>1,000</b>	<b>1,747</b>	<b>1,461</b>
<i>Long cloth and Shirtings (b co) (III-O.)—</i>										
United Kingdom ... .. Yds.	840,798	114,892	166,869			4,808	1,866	6,808		
India—Bombay ... ..	19,068,683	1,976,363	831,002	2,078,661	4,427,530	208,053	47,197	16,071	70,166	83,194
Egypt ... ..			44,729	6,000				1,160	133	
Suakin ... ..										
Somaliland ... ..	50,750	10,750				820	222			
Other British Possessions ... ..	50	00			900	7	1			28
<b>TOTAL BRITISH EMPIRE ... Yds.</b>	<b>19,940,711</b>	<b>2,101,064</b>	<b>783,481</b>	<b>2,084,661</b>	<b>4,428,430</b>	<b>273,003</b>	<b>49,286</b>	<b>21,009</b>	<b>70,279</b>	<b>83,226</b>
Arabian Gulf Ports ... .. Yds.				18,000					413	
Italy ... ..	113,250					1,200				
United States of America ... ..				184,000					6,530	
Mossawah ... ..	94,600					1,800				
Djibouti ... ..	89,840			61,750		1,180			2,100	
Other Foreign Countries ... ..	2,230				2,500	30				43
Mokha ... ..	6,750				6,000	6				113
Jeddah ... ..										
<b>TOTAL FOREIGN COUNTRIES ... Yds.</b>	<b>306,590</b>			<b>260,750</b>	<b>7,000</b>	<b>6</b>			<b>7,136</b>	<b>16</b>
<b>TOTAL BRITISH EMPIRE AND FOREIGN COUNTRIES ... Yds.</b>	<b>19,943,501</b>	<b>2,101,064</b>	<b>783,481</b>	<b>2,345,411</b>	<b>4,435,430</b>	<b>273,009</b>	<b>49,286</b>	<b>21,009</b>	<b>77,415</b>	<b>83,242</b>
<i>Prints (b co) (III-O.)—</i>										
United Kingdom ... .. Yds.										
<b>TOTAL BRITISH EMPIRE ... Yds.</b>										
<i>Sheetings (b co) (III-O.)—</i>										
Egypt ... .. Yds.					2,000					67
United Kingdom ... ..	1,161,600	1,470,107	87,000	11,200	190,028	16,670	36,511	2,607	943	2,247
India—Bombay ... ..	42,412,781	10,644,477	11,981,755	16,230,647	18,171,800	612,067	242,119	673,590	520,279	681,408
Suakin, &c. ... ..										
Zanzibar and Pemba ... ..	656,280			702,700	7,750	11,464			27,633	270
Somaliland ... ..	2,880	17,530	10,800	3,000	3,000	221	364	347	88	100
Other British Possessions ... ..	2,000	2,900		500	300	67	80		18	7
<b>TOTAL BRITISH EMPIRE ... Yds.</b>	<b>44,282,621</b>	<b>12,162,074</b>	<b>12,019,305</b>	<b>16,967,407</b>	<b>18,184,900</b>	<b>640,389</b>	<b>279,774</b>	<b>679,644</b>	<b>548,566</b>	<b>684,692</b>

No. 7—continued.

684 TOTAL QUANTITIES and VALUE of ARTICLES IMPORTED—continued.

ARTICLES AND COUNTRIES OF CONSIGNMENT.	QUANTITIES.					VALUE.				
	1916-1917.	1917-1918.	1918-1919.	1919-1920.	1920-1921.	1916-1917.	1917-1918.	1918-1919.	1919-1920.	1920-1921.
<b>Textile fabrics—continued.</b>										
<b>Cotton—continued.</b>										
<b>Piece-goods—continued.</b>										
<b>Grey (unbleached) Sheetings (3 wt) (III O.)—continued.</b>										
United States of America ... Yds.	9,324,180	870,000	.....	9,029,317	6,001,550	167,048	30,267	.....	437,308	246,945
Austria ... ..	27,750	.....	.....	.....	.....	1,240	.....	.....	.....	.....
Italy ... ..	309,750	12,250,000	.....	.....	.....	5,797	6,667	.....	.....	.....
Italian East Africa ... ..	.....	169,750	.....	.....	.....	.....	3,597	.....	.....	.....
Kamran, etc. ... ..	.....	.....	2,250	.....	.....	.....	.....	70	.....	.....
Mokha ... ..	.....	.....	.....	9,000	3,000	.....	.....	.....	127	89
Arabian Gulf Ports ... ..	.....	.....	22,500	27,500	.....	.....	.....	567	1,093	.....
Hodeidah ... ..	.....	.....	2,750	29,500	27,250	.....	.....	93	1,073	707
Belgium ... ..	.....	.....	.....	.....	178,000	.....	.....	.....	.....	8,109
Mossawah ... ..	.....	.....	.....	71,400	3,750	.....	.....	.....	2,543	133
Djibouti ... ..	204,600	6,150	166,600	21,750	.....	3,131	117	6,770	677	.....
Other Foreign Countries ... ..	4,750	.....	.....	1,500	1,200	50	.....	.....	43	46
<b>TOTAL FOREIGN COUNTRIES ... Yds.</b>	<b>9,841,090</b>	<b>1,309,900</b>	<b>196,000</b>	<b>9,789,967</b>	<b>6,302,810</b>	<b>177,946</b>	<b>38,946</b>	<b>7,430</b>	<b>412,831</b>	<b>256,081</b>
<b>TOTAL BRITISH EMPIRE AND FOREIGN COUNTRIES ... Yds.</b>	<b>54,093,711</b>	<b>12,451,974</b>	<b>12,214,305</b>	<b>22,784,374</b>	<b>24,687,613</b>	<b>817,854</b>	<b>819,723</b>	<b>413,374</b>	<b>921,417</b>	<b>896,718</b>
<b>F. Cloth and Domestic (3 wt) (III O.)—</b>										
India—Bombay ... .. Yds.	.....	22,520	.....	.....	.....	.....	593	.....	.....	.....
<b>TOTAL BRITISH EMPIRE ... Yds.</b>	<b>.....</b>	<b>22,520</b>	<b>.....</b>	<b>.....</b>	<b>.....</b>	<b>.....</b>	<b>593</b>	<b>.....</b>	<b>.....</b>	<b>.....</b>
United States of America ... .. Yds.	7,000	3,750	.....	.....	.....	667	112	.....	.....	.....
<b>TOTAL FOREIGN COUNTRIES ... Yds.</b>	<b>7,000</b>	<b>3,750</b>	<b>.....</b>	<b>.....</b>	<b>.....</b>	<b>667</b>	<b>112</b>	<b>.....</b>	<b>.....</b>	<b>.....</b>
<b>TOTAL BRITISH EMPIRE AND FOREIGN COUNTRIES ... Yds.</b>	<b>7,000</b>	<b>26,270</b>	<b>.....</b>	<b>.....</b>	<b>.....</b>	<b>667</b>	<b>445</b>	<b>.....</b>	<b>.....</b>	<b>.....</b>
<b>Unspecified description (3 wt) (III O.)—</b>										
United Kingdom ... .. Yds.	78,441	6,330	9,700	.....	.....	1,110	193	280	.....	.....
India—Bombay ... ..	4,863,123	10,499,405	17,869,000	5,733,523	2,970,647	66,393	299,476	575,564	196,329	66,698
Somaland ... ..	10,000	11,000	34,000	.....	.....	154	197	1,423	.....	.....
Suakin, etc. ... ..	.....	75,000	.....	.....	.....	.....	1,133	.....	.....	.....
Zanzibar ... ..	.....	.....	678,750	1,166,750	.....	.....	.....	29,780	29,550	.....
Other British Possessions ... ..	.....	.....	.....	100	600	.....	.....	.....	12	40
<b>TOTAL BRITISH EMPIRE ... Yds.</b>	<b>4,962,647</b>	<b>10,580,835</b>	<b>18,606,140</b>	<b>6,978,373</b>	<b>2,971,307</b>	<b>67,657</b>	<b>299,991</b>	<b>607,027</b>	<b>235,932</b>	<b>66,698</b>
Arabian Gulf Ports ... .. Yds.	.....	3,400	22,000	17,300	.....	.....	67	2,910	607	.....
Kamran, etc. ... ..	.....	.....	4,800	.....	.....	.....	.....	133	.....	.....
United States ... ..	543,250	368,250	.....	1,500,000	261,000	7,713	6,967	.....	46,733	2,092
Independent Somali Ports ... ..	.....	12,750	.....	.....	.....	.....	181	.....	.....	.....
Djibouti ... ..	.....	7,300	173,700	.....	.....	.....	157	5,053	.....	.....
Other Foreign Countries ... ..	6,000	3,000	.....	200	4,000	88	40	.....	13	46
<b>TOTAL FOREIGN COUNTRIES ... Yds.</b>	<b>548,250</b>	<b>381,000</b>	<b>270,260</b>	<b>1,517,500</b>	<b>265,000</b>	<b>7,800</b>	<b>7,412</b>	<b>8,066</b>	<b>47,183</b>	<b>9,133</b>
<b>TOTAL BRITISH EMPIRE AND FOREIGN COUNTRIES ... Yds.</b>	<b>55,007,767</b>	<b>10,962,835</b>	<b>18,876,399</b>	<b>8,392,873</b>	<b>3,236,307</b>	<b>76,457</b>	<b>307,403</b>	<b>616,129</b>	<b>283,086</b>	<b>96,730</b>
<b>Piece-goods—</b>										
<b>Bordered Grey—Sheetings—</b>										
Bombay ... .. Yds.	.....	.....	.....	.....	13,000	.....	.....	.....	.....	667
<b>TOTAL, BRITISH EMPIRE ... Yds.</b>	<b>.....</b>	<b>.....</b>	<b>.....</b>	<b>.....</b>	<b>13,000</b>	<b>.....</b>	<b>.....</b>	<b>.....</b>	<b>.....</b>	<b>667</b>
<b>TOTAL OF GREY (UNBLEACHED) ... Yds.</b>	<b>87,459,630</b>	<b>21,227,705</b>	<b>24,568,129</b>	<b>30,214,505</b>	<b>32,154,433</b>	<b>1,261,177</b>	<b>772,413</b>	<b>1,127,535</b>	<b>1,446,321</b>	<b>21,48,000</b>



ARTICLES, AND COUNTRIES OF CONSIGNMENT.	QUANTITIES.					VALUE.				
	1916-1917.	1917-1918.	1918-1919.	1919-1920.	1920-1921.	1916-1917.	1917-1918.	1918-1919.	1919-1920.	1920-1921.
<b>Textile fabrics—continued.</b>										
<b>Cotton—continued.</b>										
<i>Piece goods—continued.</i>										
<b>White (bleached) Cloths (b vi) (III-O.)—</b>										
United Kingdom ... .. Yds.	106,850	67,560	117,126	11,300	.....	2,753	1,838	5,061	680	.....
India—Bombay ... .. "	219,838	47,400	70,550	625,166	624,144	3,000	1,163	1,498	20,133	27,859
Other British Possession ... .. "	.....	.....	.....	.....	.....	.....	.....	.....	.....	.....
<b>TOTAL BRITISH EMPIRE ... Yds.</b>	<b>326,188</b>	<b>94,960</b>	<b>187,676</b>	<b>636,466</b>	<b>624,144</b>	<b>5,753</b>	<b>2,999</b>	<b>6,559</b>	<b>20,813</b>	<b>28,649</b>
Holland ... .. Yds.	.....	.....	.....	.....	4,425	.....	.....	.....	.....	700
Djibouti ... .. "	.....	8,400	.....	.....	2,000	.....	300	.....	.....	100
Other Foreign Countries ... .. "	.....	.....	.....	.....	8,200	.....	.....	.....	.....	67
<b>TOTAL FOREIGN COUNTRIES ... Yds.</b>	<b>.....</b>	<b>8,400</b>	<b>.....</b>	<b>.....</b>	<b>8,625</b>	<b>.....</b>	<b>300</b>	<b>.....</b>	<b>.....</b>	<b>867</b>
<b>TOTAL BRITISH EMPIRE AND FOREIGN COUNTRIES ... Yds.</b>	<b>326,188</b>	<b>103,360</b>	<b>187,676</b>	<b>636,466</b>	<b>632,771</b>	<b>5,753</b>	<b>3,299</b>	<b>6,559</b>	<b>20,813</b>	<b>29,516</b>
<b>Checks, Sports and Strips (b vi) (III-O.)—</b>										
United Kingdom ... .. Yds.	35,160	302,584	250,067	41,327	194,534	560	5,403	8,904	1,413	4,810
India—Bombay ... .. "	143,164	67,008	33,630	66,304	187,330	2,478	1,812	918	2,384	7,014
" —Calcutta ... .. "	.....	.....	.....	.....	.....	.....	.....	.....	.....	.....
<b>TOTAL BRITISH EMPIRE ... Yds.</b>	<b>183,314</b>	<b>369,592</b>	<b>283,707</b>	<b>107,631</b>	<b>281,864</b>	<b>3,038</b>	<b>7,215</b>	<b>9,812</b>	<b>3,797</b>	<b>11,824</b>
Massowah ... .. Yds.	.....	.....	.....	21,400	17,950	.....	.....	.....	1,117	718
Other Foreign Countries ... .. "	.....	.....	.....	.....	.....	.....	.....	.....	.....	.....
Daukali Coast ... .. "	.....	.....	.....	.....	.....	.....	.....	.....	.....	.....
<b>TOTAL FOREIGN COUNTRIES ... Yds.</b>	<b>.....</b>	<b>.....</b>	<b>.....</b>	<b>21,400</b>	<b>17,950</b>	<b>.....</b>	<b>.....</b>	<b>.....</b>	<b>1,117</b>	<b>718</b>
<b>TOTAL BRITISH EMPIRE AND FOREIGN COUNTRIES ... Yds.</b>	<b>183,314</b>	<b>369,592</b>	<b>283,707</b>	<b>129,031</b>	<b>400,114</b>	<b>3,038</b>	<b>7,215</b>	<b>9,812</b>	<b>4,914</b>	<b>12,542</b>
<b>Dothis, Scaris and Scarves (b vi) (III-O.)—</b>										
United Kingdom ... .. Yds.	236,157	139,770	693,919	131,356	18,000	4,324	4,967	24,483	5,947	333
Bombay ... .. "	202,568	63,750	29,250	80,202	146,970	2,635	2,110	1,617	2,847	8,500
Other British Possessions ... .. "	.....	.....	.....	.....	400	.....	.....	.....	.....	13
<b>TOTAL BRITISH EMPIRE ... Yds.</b>	<b>438,725</b>	<b>203,520</b>	<b>723,169</b>	<b>211,558</b>	<b>179,370</b>	<b>6,959</b>	<b>7,077</b>	<b>26,100</b>	<b>8,794</b>	<b>8,846</b>
Italy ... .. Yds.	.....	.....	.....	.....	.....	.....	.....	.....	.....	.....
Muscat ... .. "	.....	1,000	.....	.....	1,000	.....	80	.....	.....	87
Djibouti ... .. "	2,800	.....	.....	.....	.....	80	.....	.....	.....	.....
Austria ... .. "	.....	.....	.....	.....	.....	.....	.....	.....	.....	.....
Switzerland ... .. "	.....	.....	.....	.....	.....	.....	.....	.....	.....	.....
Arabian Gulf Ports ... .. "	.....	.....	.....	2,500	.....	.....	.....	.....	87	.....
Belgium ... .. "	.....	.....	.....	.....	.....	.....	.....	.....	.....	.....
Gaizan ... .. "	.....	2,632	.....	.....	.....	.....	181	.....	.....	.....
Other Foreign Countries ... .. "	30	.....	.....	100	1,080	1	.....	.....	3	80
<b>TOTAL, FOREIGN COUNTRIES ... Yds.</b>	<b>2,830</b>	<b>5,232</b>	<b>.....</b>	<b>3,000</b>	<b>2,080</b>	<b>81</b>	<b>261</b>	<b>.....</b>	<b>90</b>	<b>187</b>
<b>TOTAL, BRITISH EMPIRE AND FOREIGN COUNTRIES ... Yds.</b>	<b>441,555</b>	<b>208,752</b>	<b>723,169</b>	<b>214,558</b>	<b>181,450</b>	<b>7,040</b>	<b>7,338</b>	<b>26,170</b>	<b>8,884</b>	<b>9,033</b>
<b>Drills and Jeans (b vi) (III-O.)—</b>										
United Kingdom ... .. Yds.	40,303	131,820	126,252	14,474	83,487	1,092	6,790	6,700	1,123	2,703
India—Bombay ... .. "	94,726	257,483	110,764	461,610	225,600	1,673	8,146	4,300	17,968	9,411
Other British Possessions ... .. "	.....	.....	.....	.....	700	.....	.....	.....	.....	60
<b>TOTAL, BRITISH EMPIRE ... Yds.</b>	<b>135,029</b>	<b>389,303</b>	<b>237,016</b>	<b>676,084</b>	<b>309,787</b>	<b>2,765</b>	<b>14,936</b>	<b>11,000</b>	<b>19,091</b>	<b>12,174</b>

No. 7—continued.

666

TOTAL QUANTITIES and VALUE of ARTICLES IMPORTED—continued.

ARTICLES, AND COUNTRIES OF CONSIGNMENT.	QUANTITIES.					VALUE.				
	1916-1917.	1917-1918.	1918-1919.	1919-1920.	1920-1921.	1916-1917.	1917-1918.	1918-1919.	1919-1920.	1920-1921.
<b>Textile fabrics—continued.</b>										
<b>Cotton—continued.</b>										
<i>White (bleached)—continued.</i>										
<i>Drills and Jeans (b of III-O)—continued.</i>										
Massowah ... .. Yds.	.....	.....	.....	24,370	2,191	.....	.....	.....	1,782	126
United States of America ... ..	.....	.....	.....	45,000	7,500	.....	.....	.....	2,000	333
Italy ... ..	.....	.....	.....	.....	.....	.....	.....	.....	.....	.....
Other Foreign Countries ... ..	.....	.....	.....	.....	.....	.....	.....	.....	.....	.....
Djibouti ... ..	9,000	.....	.....	23,495	.....	167	.....	.....	1,637	.....
Other Countries in Europe ... ..	.....	.....	.....	.....	120	.....	.....	.....	.....	7
<b>TOTAL, FOREIGN COUNTRIES ... Yds.</b>	<b>9,000</b>	<b>.....</b>	<b>.....</b>	<b>91,865</b>	<b>9,811</b>	<b>167</b>	<b>.....</b>	<b>.....</b>	<b>5,419</b>	<b>466</b>
<b>TOTAL, BRITISH EMPIRE AND FOREIGN COUNTRIES ... Yds.</b>	<b>144,628</b>	<b>389,103</b>	<b>236,648</b>	<b>370,949</b>	<b>259,633</b>	<b>2,033</b>	<b>14,524</b>	<b>11,120</b>	<b>24,580</b>	<b>12,252</b>
<i>Jacquets, Madapolams, Mills, Cambrics and Muslins (b of III-O)—</i>										
United Kingdom ... .. Yds.	188,637	231,002	666,547	78,224	19,212	2,296	3,453	12,774	1,963	942
Egypt ... ..	.....	.....	8,259	.....	.....	.....	.....	378	.....	.....
India—Bombay ... ..	975,276	329,156	1,596,450	606,634	.....	11,767	8,479	37,370	19,732	.....
Other British Possessions ... ..	.....	.....	.....	.....	.....	.....	.....	.....	.....	.....
<b>TOTAL, BRITISH EMPIRE ... Yds.</b>	<b>1,163,913</b>	<b>560,158</b>	<b>2,271,256</b>	<b>684,858</b>	<b>19,212</b>	<b>14,063</b>	<b>11,932</b>	<b>50,422</b>	<b>21,695</b>	<b>942</b>
Massowah ... ..	.....	.....	.....	.....	.....	.....	.....	.....	.....	.....
Djibouti ... ..	.....	.....	22,000	110,000	.....	.....	.....	687	5,860	.....
Other Foreign Countries ... ..	.....	24	.....	.....	285	.....	1	.....	.....	23
<b>TOTAL, FOREIGN COUNTRIES ... Yds.</b>	<b>.....</b>	<b>24</b>	<b>22,000</b>	<b>110,000</b>	<b>285</b>	<b>.....</b>	<b>1</b>	<b>687</b>	<b>5,860</b>	<b>23</b>
<b>TOTAL, BRITISH EMPIRE AND FOREIGN COUNTRIES ... Yds.</b>	<b>1,163,913</b>	<b>560,182</b>	<b>2,293,256</b>	<b>794,858</b>	<b>19,497</b>	<b>14,063</b>	<b>11,933</b>	<b>51,289</b>	<b>27,555</b>	<b>965</b>
<i>Lewas (III-O)—</i>										
Bombay ... .. Yds.	.....	.....	.....	.....	8,650	.....	.....	.....	.....	266
United Kingdom ... ..	.....	.....	.....	10,499	7,839	.....	.....	.....	516	475
Other British Possessions ... ..	.....	.....	.....	300	.....	.....	.....	.....	19	.....
<b>TOTAL, BRITISH EMPIRE ... Yds.</b>	<b>.....</b>	<b>.....</b>	<b>.....</b>	<b>10,799</b>	<b>11,689</b>	<b>.....</b>	<b>.....</b>	<b>.....</b>	<b>535</b>	<b>711</b>
<i>Longcloths and Shirtings (b of III-O)—</i>										
United Kingdom ... .. Yds.	4,486,644	2,823,678	1,515,437	1,315,788	1,289,830	72,105	55,124	46,370	45,171	51,114
India—Bombay ... ..	1,301,302	340,200	262,100	413,936	140,950	19,457	10,050	8,488	12,562	4,927
Somaliand ... ..	.....	8,720	28,040	8,000	.....	.....	251	1,302	300	.....
Zanzibar ... ..	20,000	23,500	.....	.....	24,750	400	797	.....	.....	1,100
Straits Settlements ... ..	.....	.....	.....	.....	3,500	.....	.....	.....	.....	117
Other British Possessions ... ..	5,376	810	.....	.....	40	86	14	.....	.....	1
Egypt ... ..	.....	.....	23,560	6,400	4,000	.....	.....	667	213	133
Suskin, &c. ... ..	.....	.....	.....	.....	6,000	.....	.....	.....	.....	200
<b>TOTAL, BRITISH EMPIRE ... Yds.</b>	<b>6,799,322</b>	<b>3,206,803</b>	<b>1,837,127</b>	<b>1,744,012</b>	<b>1,419,159</b>	<b>92,049</b>	<b>66,336</b>	<b>53,603</b>	<b>58,246</b>	<b>57,492</b>
Arabian Gulf Ports... .. Yds.	.....	4,000	4,000	19,960	.....	.....	133	220	593	.....
Qaisan ... ..	.....	14,160	.....	.....	.....	.....	469	.....	.....	.....
Holland ... ..	.....	.....	.....	.....	.....	.....	.....	.....	.....	.....
Djibouti ... ..	62,580	81,920	.....	6,000	2,120	975	1,460	.....	209	77
Other Foreign Countries ... ..	.....	.....	.....	160	.....	.....	.....	.....	20	.....
Italy ... ..	.....	.....	.....	.....	1,500	.....	.....	.....	.....	67
Hodeidah ... ..	.....	.....	.....	.....	4,500	.....	.....	.....	.....	123
Austria ... ..	.....	.....	.....	.....	.....	.....	.....	.....	.....	.....
United States ... ..	.....	.....	.....	27,000	.....	.....	.....	.....	1,933	.....
Massowah ... ..	.....	.....	.....	.....	16,900	.....	.....	.....	.....	673
France ... ..	.....	.....	.....	.....	.....	.....	.....	.....	.....	.....
<b>TOTAL, FOREIGN COUNTRIES ... Yds.</b>	<b>62,580</b>	<b>106,080</b>	<b>4,000</b>	<b>63,110</b>	<b>25,020</b>	<b>975</b>	<b>2,062</b>	<b>120</b>	<b>2,733</b>	<b>840</b>
<b>TOTAL, BRITISH EMPIRE AND FOREIGN COUNTRIES ... Yds.</b>	<b>5,861,002</b>	<b>3,062,883</b>	<b>1,841,127</b>	<b>1,807,122</b>	<b>1,444,179</b>	<b>93,024</b>	<b>68,398</b>	<b>53,723</b>	<b>60,979</b>	<b>58,332</b>



No. 7—continued.

668

TOTAL QUANTITIES and VALUE of ARTICLES IMPORTED—continued.

ARTICLES, AND COUNTRIES OF CONSIGNMENT.	QUANTITIES.					VALUE.				
	1916-1917.	1917-1918.	1918-1919.	1919-1920.	1920-1921.	1916-1917.	1917-1918.	1918-1919.	1919-1920.	1920-1921.
<b>Textile Fabrics—continued.</b>										
<i>Coloured, printed or dyed—</i>										
<i>Printed goods...</i>										
<i>Chadars—</i>										
Bombay ... .. Yds.					174,740					543
United Kingdom ... ..					6,000					287
<b>TOTAL BRITISH EMPIRE ... Yds.</b>					<b>178,740</b>					<b>5,731</b>
<i>Checks, Spots, and Stripes—</i>										
Bombay ... .. Yds.					1,900					67
<b>TOTAL BRITISH EMPIRE ... Yds.</b>					<b>1,900</b>					<b>67</b>
<i>Dhatis (including larg's)—</i>										
United Kingdom ... .. Yds.					20,440					1,790
Bombay ... ..					7,000					267
<b>TOTAL BRITISH EMPIRE ... Yds.</b>					<b>27,440</b>					<b>1,357</b>
<i>Prints and Obintz...</i>										
United Kingdom ... .. Yds.					9,138					408
Bombay ... ..					10,000					367
<b>TOTAL BRITISH EMPIRE ... Yds.</b>					<b>19,138</b>					<b>773</b>
Arabian Gulf Ports ... ..					2,980					100
<b>TOTAL FOREIGN COUNTRIES ...</b>					<b>2,980</b>					<b>100</b>
<b>TOTAL BRITISH EMPIRE AND FOREIGN COUNTRIES ...</b>					<b>32,116</b>					<b>2,733</b>
<i>Shirts and Scarves...</i>										
Bombay ... .. Yds.					8,400					533
United Kingdom ... ..					6,235					363
<b>TOTAL BRITISH EMPIRE ... Yds.</b>					<b>14,635</b>					<b>966</b>
<i>Twills...</i>										
United Kingdom ... ..					5,602					533
<b>TOTAL BRITISH EMPIRE ...</b>					<b>5,602</b>					<b>533</b>
<i>Unspecified descriptions...</i>										
United Kingdom ... .. Yds.					115,859					3,359
Bombay ... ..					34,900					1,113
<b>TOTAL BRITISH EMPIRE ... Yds.</b>					<b>150,759</b>					<b>4,472</b>
Arabian Gulf Ports ... ..					3,352					110
Djibouti ... ..					6,000					400
<b>TOTAL, FOREIGN COUNTRIES ...</b>					<b>9,352</b>					<b>510</b>
<b>TOTAL BRITISH EMPIRE AND FOREIGN COUNTRIES ...</b>					<b>160,111</b>					<b>4,982</b>
<b>Free-goods—</b>										
<i>Coloured, printed or dyed—</i>										
<i>Cambries (including Madapolams Muslins, Mulls and Jacons (brs) (III, O)—</i>										
United Kingdom ... .. Yds.	21,731	20,114	141,171	81,307	61,353	428	380	3,460	2,461	3,216
India—Bombay ... ..	139,810	34,418	189,300	146,958	42,970	2,394	621	5,802	4,667	633
Other British Possessions ... ..										
<b>TOTAL, BRITISH EMPIRE ... Yds.</b>	<b>161,541</b>	<b>54,532</b>	<b>330,471</b>	<b>228,265</b>	<b>104,323</b>	<b>2,822</b>	<b>1,001</b>	<b>7,012</b>	<b>7,368</b>	<b>4,049</b>
Djibouti ... .. Yds.										
Austria ... ..										
Italy ... ..										
Belgium ... ..										
Other Foreign Countries ... ..					420					27
<b>TOTAL, FOREIGN COUNTRIES ... Yds.</b>					<b>420</b>					<b>27</b>
<b>TOTAL BRITISH EMPIRE AND FOREIGN COUNTRIES ... Yds.</b>	<b>161,541</b>	<b>54,532</b>	<b>330,471</b>	<b>228,265</b>	<b>104,743</b>	<b>2,822</b>	<b>1,001</b>	<b>7,012</b>	<b>7,368</b>	<b>4,076</b>

No. 7—continued.

TOTAL QUANTITIES and VALUE of ARTICLES IMPORTED—continued.

669

ARTICLES, AND COUNTRIES OF CONSIGNMENT.	QUANTITIES.					VALUE.				
	1916-1917.	1917-1918.	1918-1919.	1919-1920.	1920-1921.	1916-1917.	1917-1918.	1918-1919.	1919-1920.	1920-1921.
<b>Textile Fabrics—continued.</b>										
<i>Others (3 of) (III O)—</i>										
United Kingdom ... Yds.		18,760	29,700		18,120		613	2,048		1,028
India—Bombay ...	1,421,783	468,001	2,319,100	209,967	373,071	20,714	18,948	73,748	8,718	13,028
Calcutta ...										
Madras ...										
Cutch ...										
Malabar Coast ...										
Straits Settlements ...										
Snakin and Port Sudan ...										
Somaliand ...		10,400					179			
Zanzibar and Pemba ...										
Other British Possessions ...	3,000		100			28		21		
<b>TOTAL, BRITISH EMPIRE ... Yds.</b>	<b>1,428,783</b>	<b>468,161</b>	<b>2,379,030</b>	<b>209,967</b>	<b>381,191</b>	<b>20,742</b>	<b>19,067</b>	<b>78,811</b>	<b>8,718</b>	<b>14,056</b>
Germany ... Yds.										
Italian East Africa ...				6,780					687	
Austria ...										
Holland ...										
Italy ...										
Jeddah ...										
Hodeidah ...										
Arabian Gulf Ports ...					2,200					78
Muscat ...										
Djibouti ...		6,000		2,400			80		88	
Turkey in Asia ...										
Other Foreign Countries ...	285			2,000	612	10			88	38
<b>TOTAL, FOREIGN COUNTRIES ... Yds.</b>	<b>285</b>	<b>6,000</b>		<b>11,760</b>	<b>2,712</b>	<b>10</b>	<b>80</b>		<b>666</b>	<b>94</b>
<b>TOTAL, BRITISH EMPIRE AND FOREIGN COUNTRIES ... Yds.</b>	<b>1,431,068</b>	<b>504,161</b>	<b>2,379,030</b>	<b>221,727</b>	<b>383,903</b>	<b>20,752</b>	<b>19,147</b>	<b>78,811</b>	<b>9,384</b>	<b>14,050</b>
<i>Checks, Spots and Stripes (3 of) (III O)—</i>										
Somaliand ... Yds.		14,000					847			
United Kingdom ...	47,648	43,462	103,814	8,578	48,831	753	860	6,788	108	2,794
India—Bombay ...	434,740	318,076	533,400	226,307	617,071	6,468	8,302	13,084	7,016	20,164
Egypt ...		15,189			2,180		440			1,338
Other British Possessions ...				100					8	
<b>TOTAL, BRITISH EMPIRE ... Yds.</b>	<b>482,396</b>	<b>380,667</b>	<b>637,004</b>	<b>241,073</b>	<b>703,366</b>	<b>7,211</b>	<b>8,999</b>	<b>19,872</b>	<b>7,132</b>	<b>23,481</b>
Italian East Africa ... Yds.		2,000					80			
Masowah ...				13,800	8,580				888	428
France ...					8,000					128
Other Foreign Countries ...	1,308				2,680	80				80
<b>TOTAL, FOREIGN COUNTRIES ... Yds.</b>	<b>1,308</b>	<b>2,000</b>		<b>13,800</b>	<b>15,260</b>	<b>80</b>	<b>80</b>		<b>888</b>	<b>637</b>
<b>TOTAL, BRITISH EMPIRE AND FOREIGN COUNTRIES ... Yds.</b>	<b>483,704</b>	<b>382,667</b>	<b>637,004</b>	<b>254,873</b>	<b>718,626</b>	<b>7,291</b>	<b>9,079</b>	<b>19,872</b>	<b>8,020</b>	<b>24,118</b>
<i>Diets (including langle) (3 of) (III O)—</i>										
Egypt ... Yds.			2,340					410		
United Kingdom ...	294,800	261,018	1,044,844	689,376	194,548	3,997	7,121	56,861	22,738	9,628
India—Madras ...										
Straits Settlements ...	7,983	1,756		2,000	20,100	804	184		87	1,079
India—Gulf Ports ...										
Malabar Coast ...			4,720					208		
Somaliand ...	3,600	4,800			4,000	88	87			128
Zanzibar ...			73,780		8,480			8,300		288
India—Bombay ...	689,104	373,320	328,680	187,908	303,488	11,688	7,719	13,947	8,379	9,850
Other British Possessions ...		2,000					28			
<b>TOTAL, BRITISH EMPIRE ... Yds.</b>	<b>986,188</b>	<b>642,894</b>	<b>1,411,063</b>	<b>789,184</b>	<b>529,536</b>	<b>12,069</b>	<b>15,068</b>	<b>78,066</b>	<b>31,002</b>	<b>11,028</b>

No. 7—continued.

670 TOTAL QUANTITIES and VALUE of ARTICLES IMPORTED—continued.

ARTICLES, AND COUNTRIES OF CONSIGNMENT.	QUANTITIES.					VALUE.				
	1910-1917.	1917-1918.	1918-1919.	1919-1920.	1920-1921.	1910-1917.	1917-1918.	1918-1919.	1919-1920.	1920-1921.
<i>Textile Fabrics—continued.</i>										
<i>Cotton—continued.</i>										
<i>Wool—continued.</i>										
<i>Flax—continued.</i>										
<i>Coloured, printed or dyed—continued.</i>										
<i>Drills (including) lengths (b of) (III O)—continued.</i>										
Moscowah ... Yds.				3,000	4,000				100	183
Italian East Africa ... Yds.		2,400					60			
Hodeidah ... Yds.					2,123					111
Muskat ... Yds.			2,100	11,700	2,000			123	847	263
Turkey in Asia ... Yds.										
Djibouti ... Yds.	24,140	11,000		12,214	1,600	284	243		487	37
Austria ... Yds.										
Italy ... Yds.										
Java ... Yds.	3,300				40,180	133				1,840
France ... Yds.										
Belgium ... Yds.										
Holland ... Yds.										
Arabian Gulf Ports ... Yds.	6,800		3,030	53,420	18,900	160		127	600	607
Galsan ... Yds.		1,800					107			
Other Foreign Countries ... Yds.	2,480	1,400	100	1,450	40	59	50	3	77	1
<b>TOTAL FOREIGN COUNTRIES ... Yds.</b>	<b>84,880</b>	<b>16,400</b>	<b>6,230</b>	<b>61,494</b>	<b>68,933</b>	<b>635</b>	<b>480</b>	<b>263</b>	<b>2,151</b>	<b>2,683</b>
<b>TOTAL BRITISH EMPIRE AND FOREIGN COUNTRIES ... Yds.</b>	<b>1,029,846</b>	<b>540,090</b>	<b>1,517,333</b>	<b>820,667</b>	<b>538,514</b>	<b>16,677</b>	<b>15,548</b>	<b>74,204</b>	<b>82,211</b>	<b>17,659</b>
<i>Drills and Jeans (b of) (III O)—</i>										
United Kingdom ... Yds.	108,089	73,068	107,257	19,207	16,118	4,196	2,901	8,430	661	1,656
India—Bombay ... Yds.	425,838	290,110	157,812	291,715	30,376	9,073	7,678	5,508	10,678	1,400
Zanzibar, etc. ... Yds.			16,000	45,475				600	4,725	
Other British Possessions ... Yds.										
Perim ... Yds.					1,200					80
Egypt ... Yds.			3,433					207		
<b>TOTAL BRITISH EMPIRE ... Yds.</b>	<b>59,228</b>	<b>363,173</b>	<b>274,552</b>	<b>356,397</b>	<b>47,039</b>	<b>13,269</b>	<b>10,669</b>	<b>14,905</b>	<b>18,264</b>	<b>3,165</b>
United States of America ... Yds.	1,800					100				
Italy ... Yds.		10,000					167			
Austria ... Yds.										
Moscowah ... Yds.	9,000			14,972	2,569	267			1,160	230
Djibouti ... Yds.		3,000		28,000			75		1,200	
Other Foreign Countries ... Yds.										
<b>TOTAL FOREIGN COUNTRIES ... Yds.</b>	<b>10,600</b>	<b>18,000</b>		<b>42,872</b>	<b>2,669</b>	<b>267</b>	<b>242</b>		<b>2,360</b>	<b>220</b>
<b>TOTAL BRITISH EMPIRE AND FOREIGN COUNTRIES ... Yds.</b>	<b>159,828</b>	<b>376,173</b>	<b>274,552</b>	<b>399,269</b>	<b>50,258</b>	<b>13,636</b>	<b>10,911</b>	<b>14,905</b>	<b>18,624</b>	<b>3,385</b>
Flannel and Flannelstuffs ... Yds.										
Other British Possession ... Yds.					1,160					63
<b>TOTAL BRITISH EMPIRE ... Yds.</b>					<b>1,160</b>					<b>63</b>
<i>Prints and Colours (b of) (III O)—</i>										
United Kingdom ... Yds.	1,354,640	1,221,875	1,371,634	403,195	537,722	25,426	28,917	53,986	18,410	22,069
Somaliand ... Yds.		12,000					400			
Straits Settlements ... Yds.	5,310				4,060	80				148
India—Bombay ... Yds.	391,209	233,393	73,094	233,105	262,719	7,457	6,224	2,040	6,503	9,312
Calcutta ... Yds.										
Cutch ... Yds.					36,755					3,718
Ceylon ... Yds.										
Other British Possessions ... Yds.	1,199	1,580		900		23	43		23	
<b>TOTAL BRITISH EMPIRE ... Yds.</b>	<b>1,753,338</b>	<b>1,465,848</b>	<b>1,444,718</b>	<b>637,200</b>	<b>831,240</b>	<b>32,902</b>	<b>35,584</b>	<b>56,070</b>	<b>21,935</b>	<b>34,185</b>
France ... Yds.										
United States ... Yds.										
Moscowah ... Yds.				233,528					6,908	
Djibouti and Obokh ... Yds.			4,379	1,990				63	100	
Hodeidah ... Yds.		52,700		27,000	2,000		910		1,120	82
Italy ... Yds.										
Mokha ... Yds.										67
Other Foreign Countries ... Yds.				3,000	1,700				100	
Independent Somali Ports ... Yds.	5,793			808	2,813	63			40	133
Austria ... Yds.					16,530					544
Dunkali Coast ... Yds.										
Arabian Gulf Ports ... Yds.									177	
<b>TOTAL FOREIGN COUNTRIES ... Yds.</b>	<b>5,793</b>	<b>52,700</b>	<b>4,379</b>	<b>238,318</b>	<b>23,173</b>	<b>63</b>	<b>910</b>	<b>63</b>	<b>7,427</b>	<b>646</b>
<b>TOTAL BRITISH EMPIRE AND FOREIGN COUNTRIES ... Yds.</b>	<b>1,759,131</b>	<b>1,518,548</b>	<b>1,449,097</b>	<b>608,518</b>	<b>854,413</b>	<b>33,065</b>	<b>36,494</b>	<b>56,033</b>	<b>29,362</b>	<b>34,831</b>

GENERAL IMPORTS.

SEA-BORNE TRADE.

No. 7—continued.

TOTAL QUANTITIES and VALUE of ARTICLES IMPORTED—continued.

671

ARTICLES, AND COUNTRIES OF CONSIGNMENT.	QUANTITIES.					VALUE.				
	1916-1917.	1917-1918.	1918-1919.	1919-1920.	1920-1921.	1916-1917.	1917-1918.	1918-1919.	1919-1920.	1920-1921.
<b>Textile Fabrics—continued.</b>										
<i>Other—continued.</i>										
<i>Wool-goods—continued.</i>										
<i>Coloured, printed or dyed—continued.</i>										
<i>Saris and Scarves (See) (III O)—</i>										
Egypt... .. Yds.	.....	.....	.....	.....	820	.....	.....	.....	.....	107
United Kingdom... ..	102,300	100,700	277,000	301,019	102,319	2,728	6,220	11,320	14,222	6,216
India—Bombay... ..	1,131,053	816,079	620,220	500,000	1,328,310	23,140	12,220	22,402	22,712	28,100
Other British Possessions... ..	.....	548	.....	.....	.....	.....	14	.....	.....	.....
<b>TOTAL, BRITISH EMPIRE... .. Yds.</b>	<b>1,233,353</b>	<b>917,327</b>	<b>1,127,220</b>	<b>801,019</b>	<b>1,430,629</b>	<b>23,908</b>	<b>18,454</b>	<b>33,722</b>	<b>37,934</b>	<b>34,316</b>
Gaiwan... .. Yds.	.....	.....	.....	2,000	.....	.....	.....	.....	67	.....
Hoceldah... ..	.....	.....	.....	2,000	3,000	.....	.....	.....	67	107
Djibouti... ..	.....	9,420	.....	2,000	2,000	.....	157	.....	67	100
Italy... ..	.....	.....	.....	.....	21,000	.....	.....	.....	.....	202
Holland... ..	.....	.....	.....	.....	2,400	.....	.....	.....	.....	120
Other Foreign Countries... ..	2,200	.....	1,200	.....	200	64	.....	23	.....	17
Arabian Gulf Ports... ..	.....	.....	.....	.....	.....	.....	.....	.....	.....	.....
<b>TOTAL, FOREIGN COUNTRIES... .. Yds.</b>	<b>2,200</b>	<b>9,420</b>	<b>1,200</b>	<b>2,000</b>	<b>21,600</b>	<b>64</b>	<b>157</b>	<b>23</b>	<b>201</b>	<b>1,200</b>
<b>TOTAL, BRITISH EMPIRE AND FOREIGN COUNTRIES... .. Yds.</b>	<b>1,235,553</b>	<b>926,747</b>	<b>1,128,420</b>	<b>803,019</b>	<b>1,452,229</b>	<b>24,072</b>	<b>18,611</b>	<b>33,955</b>	<b>38,135</b>	<b>35,516</b>
<b>Wools (See) (III O)—</b>										
United Kingdom... .. Yds.	2,031	6,916	9,000	.....	.....	88	207	474	.....	.....
Bombay... ..	3,300	54,300	.....	.....	47,440	123	125	.....	.....	1,420
Egypt... ..	.....	.....	16,000	.....	270	.....	.....	620	.....	67
<b>TOTAL, BRITISH EMPIRE... .. Yds.</b>	<b>5,331</b>	<b>71,216</b>	<b>25,000</b>	<b>.....</b>	<b>47,710</b>	<b>210</b>	<b>332</b>	<b>1,094</b>	<b>.....</b>	<b>1,547</b>
Other Foreign Countries... .. Yds.	481	.....	.....	.....	.....	12	.....	.....	.....	.....
<b>TOTAL, FOREIGN COUNTRIES... .. Yds.</b>	<b>481</b>	<b>.....</b>	<b>.....</b>	<b>.....</b>	<b>.....</b>	<b>12</b>	<b>.....</b>	<b>.....</b>	<b>.....</b>	<b>.....</b>
<b>TOTAL, BRITISH EMPIRE AND FOREIGN COUNTRIES... .. Yds.</b>	<b>5,812</b>	<b>71,216</b>	<b>25,000</b>	<b>.....</b>	<b>47,722</b>	<b>222</b>	<b>332</b>	<b>1,094</b>	<b>.....</b>	<b>1,547</b>
<b>Shirtings (See) (III O)—</b>										
United Kingdom... .. Yds.	109,234	248,004	316,235	27,500	4,223	2,254	4,021	2,262	822	221
India Bombay... ..	241,933	180,004	2,150	26,000	12,930	2,911	2,878	1,111	727	808
Strait Settlements... ..	.....	.....	.....	.....	4,500	.....	.....	.....	.....	157
Other British Possessions... ..	.....	.....	80	.....	.....	.....	.....	.....	.....	.....
<b>TOTAL, BRITISH EMPIRE... .. Yds.</b>	<b>451,177</b>	<b>428,198</b>	<b>318,435</b>	<b>53,500</b>	<b>36,653</b>	<b>5,165</b>	<b>6,899</b>	<b>3,373</b>	<b>1,549</b>	<b>1,076</b>
Italy... .. Yds.	.....	.....	.....	.....	.....	.....	.....	.....	.....	.....
Other Foreign Countries... ..	.....	.....	.....	.....	2,800	.....	.....	.....	.....	25
Austria... ..	.....	.....	.....	.....	.....	.....	.....	.....	.....	.....
<b>TOTAL, FOREIGN COUNTRIES... .. Yds.</b>	<b>.....</b>	<b>.....</b>	<b>.....</b>	<b>.....</b>	<b>2,800</b>	<b>.....</b>	<b>.....</b>	<b>.....</b>	<b>.....</b>	<b>25</b>
<b>TOTAL, BRITISH EMPIRE AND FOREIGN COUNTRIES... .. Yds.</b>	<b>451,177</b>	<b>428,198</b>	<b>318,435</b>	<b>53,500</b>	<b>37,253</b>	<b>5,165</b>	<b>6,899</b>	<b>3,373</b>	<b>1,549</b>	<b>1,101</b>
<b>Woolen hanks—</b>										
Bombay... .. Yds.	.....	.....	.....	.....	8,750	.....	.....	.....	.....	427
<b>TOTAL BRITISH EMPIRE... .. Yds.</b>	<b>.....</b>	<b>.....</b>	<b>.....</b>	<b>.....</b>	<b>8,750</b>	<b>.....</b>	<b>.....</b>	<b>.....</b>	<b>.....</b>	<b>427</b>
<b>Unspecified description (See) (III O)—</b>										
United Kingdom... .. Yds.	201,101	1,120,090	2,542,117	226,295	710,402	10,280	26,422	101,720	12,422	20,742
Kanbar and Pamba... ..	.....	.....	2,000	.....	8,500	.....	.....	67	.....	67
Strait Settlements... ..	20,165	9,127	.....	.....	47,536	1,723	221	.....	.....	1,627
India—Bombay... ..	2,027,593	4,221,441	6,923,627	6,271,510	3,122,453	20,204	119,304	217,720	122,720	24,242
Calcutta... ..	.....	.....	.....	.....	.....	.....	.....	.....	.....	.....
Cutch... ..	.....	.....	.....	.....	.....	.....	.....	.....	.....	.....
Malabar Coast... ..	2,120	25,020	1,200	.....	.....	67	207	112	.....	1,200
Somaliand... ..	.....	47,273	47,273	.....	2,500	.....	1,722	2,722	.....	.....
Egypt... ..	.....	240	.....	.....	1,000	.....	25	.....	.....	.....
Other British Possessions... ..	.....	.....	.....	.....	.....	.....	.....	.....	.....	.....
<b>TOTAL, BRITISH EMPIRE... .. Yds.</b>	<b>5,241,973</b>	<b>5,629,331</b>	<b>9,514,534</b>	<b>6,707,805</b>	<b>2,032,827</b>	<b>27,436</b>	<b>120,328</b>	<b>219,542</b>	<b>175,222</b>	<b>217,070</b>
Austria... .. Yds.	1,120	.....	.....	.....	.....	125	.....	.....	.....	.....
Kanbar... ..	.....	.....	.....	.....	2,000	.....	.....	.....	.....	67
Italy... ..	.....	.....	.....	2,124	28,224	.....	.....	.....	200	2,000
Moscow... ..	.....	.....	10,000	27,225	12,210	.....	.....	223	1,222	221
Independent Somali Ports... ..	.....	2,500	.....	2,500	.....	.....	125	.....	20	.....
Jeddah... ..	.....	.....	10,500	.....	.....	.....	.....	600	.....	.....
Hoceldah... ..	.....	.....	2,000	.....	2,222	.....	.....	100	.....	227
Arabian Gulf Ports... ..	117,220	22,220	42,220	22,222	27,222	2,221	1,222	1,221	2,222	2,422
Muskat... ..	2,220	.....	4,000	.....	10,400	112	.....	127	.....	222
Belgium... ..	.....	.....	.....	.....	21,220	.....	.....	.....	.....	4,222
Gaiwan... ..	2,220	27,222	22,220	.....	.....	62	1,222	712	.....	.....
Djibouti... ..	22,222	24,220	22,220	22,220	17,222	1,221	1,122	14,222	1,221	272
Italian East Africa... ..	.....	.....	.....	2,220	.....	.....	.....	.....	100	.....
Java... ..	.....	.....	.....	.....	12,220	.....	.....	.....	.....	221

ARTICLES, AND COUNTRIES OF CONSIGNMENT.	QUANTITIES.					VALUE.				
	1915-1917.	1917-1918.	1918-1919.	1919-1920.	1920-1921.	1916-1917.	1917-1918.	1918-1919.	1919-1920.	1920-1921.
<b>Textile Fabrics—continued.</b>										
<i>Cotton—continued.</i>										
<i>Piece-goods—continued.</i>										
<i>Coloured, printed or dyed—continued.</i>										
<i>Unspecified description (3rd) (III O)—continued.</i>										
Mokha ... .. Yds.	...	...	...	4,000	...	...	...	...	67	...
Japan ... .. Yds.	6,328	...	...	...	...	138	...	...	...	...
Holland ... .. Yds.	...	...	...	...	...	43	116	...	...	...
Other Foreign Countries ... .. Yds.	2,620	3,190	...	3,200	8,458	...	...	...	304	134
Switzerland ... .. Yds.	17,320	...	...	...	...	890	...	...	...	...
<b>TOTAL, FOREIGN COUNTRIES ... .. Yds.</b>	<b>237,600</b>	<b>191,103</b>	<b>400,900</b>	<b>208,877</b>	<b>268,986</b>	<b>5,069</b>	<b>4,622</b>	<b>17,391</b>	<b>6,833</b>	<b>18,908</b>
<b>TOTAL, BRITISH EMPIRE AND FOREIGN COUNTRIES ... .. Yds.</b>	<b>5,769,879</b>	<b>6,020,363</b>	<b>10,019,424</b>	<b>4,918,275</b>	<b>3,202,833</b>	<b>102,686</b>	<b>154,898</b>	<b>335,037</b>	<b>181,971</b>	<b>183,048</b>
<b>TOTAL OF COLOURED, PRINTED OR DYED ... .. Yds.</b>	<b>12,910,801</b>	<b>10,564,405</b>	<b>17,922,386</b>	<b>8,459,863</b>	<b>7,764,673</b>	<b>230,123</b>	<b>273,277</b>	<b>634,061</b>	<b>923,643</b>	<b>2,98,420</b>
<b>Woven coloured goods—Flannel and Flannelettes—</b>										
United Kingdom ... .. Yds.	...	...	...	...	2,835	...	...	...	...	143
<b>TOTAL BRITISH EMPIRE ... .. Yds.</b>	<b>...</b>	<b>...</b>	<b>...</b>	<b>...</b>	<b>2,835</b>	<b>...</b>	<b>...</b>	<b>...</b>	<b>...</b>	<b>143</b>
<b>Wens of all Descriptions—</b>										
United Kingdom ... .. Yds.	...	20,004	19,579	...	46,382	...	620	859	60	1,626
Other British Possessions ... .. Yds.	...	...	...	1,000	...	...	...	...	...	106
Bombay ... .. Yds.	...	...	...	...	1,940	...	...	...	...	...
<b>TOTAL, BRITISH EMPIRE ... .. Yds.</b>	<b>...</b>	<b>20,004</b>	<b>19,579</b>	<b>1,000</b>	<b>47,272</b>	<b>...</b>	<b>620</b>	<b>859</b>	<b>60</b>	<b>1,631</b>
Other Foreign Countries ... .. Yds.	...	...	...	...	...	...	...	...	...	...
<b>TOTAL, FOREIGN COUNTRIES ... .. Yds.</b>	<b>...</b>	<b>...</b>	<b>...</b>	<b>...</b>	<b>...</b>	<b>...</b>	<b>...</b>	<b>...</b>	<b>...</b>	<b>...</b>
<b>TOTAL, BRITISH EMPIRE AND FOREIGN COUNTRIES ... .. Yds.</b>	<b>...</b>	<b>20,004</b>	<b>19,579</b>	<b>1,000</b>	<b>47,272</b>	<b>...</b>	<b>620</b>	<b>859</b>	<b>60</b>	<b>1,631</b>
<b>Rope (3 etc) (III O)—</b>										
India—Bombay ... .. Lbs.	9,906	4,424	7,962	16,374	3,912	254	151	389	708	197
United Kingdom ... .. Lbs.	...	...	...	...	...	...	...	...	...	...
Other British Possessions ... .. Lbs.	...	...	...	84	...	...	...	...	8	...
<b>TOTAL, BRITISH EMPIRE ... .. Lbs.</b>	<b>9,906</b>	<b>4,424</b>	<b>7,962</b>	<b>16,458</b>	<b>3,912</b>	<b>254</b>	<b>151</b>	<b>389</b>	<b>706</b>	<b>197</b>
United States of America ... .. Lbs.	...	...	...	...	...	...	...	...	...	...
Other Foreign Countries ... .. Lbs.	112	...	...	672	...	3	...	...	45	...
<b>TOTAL, FOREIGN COUNTRIES ... .. Lbs.</b>	<b>112</b>	<b>...</b>	<b>...</b>	<b>672</b>	<b>...</b>	<b>3</b>	<b>...</b>	<b>...</b>	<b>45</b>	<b>...</b>
<b>TOTAL, BRITISH EMPIRE AND FOREIGN COUNTRIES ... .. Lbs.</b>	<b>10,118</b>	<b>4,424</b>	<b>7,962</b>	<b>17,130</b>	<b>3,913</b>	<b>257</b>	<b>151</b>	<b>389</b>	<b>751</b>	<b>197</b>
<b>Thread Sewing (3 etc) (III O)—</b>										
United Kingdom ... .. Lbs.	21,636	11,955	45,501	9,196	19,116	2,633	1,217	6,725	1,987	4,410
India—Bombay ... .. Lbs.	37,394	3,317	24,168	16,329	24,398	2,181	638	3,389	1,802	2,374
Other British Possessions ... .. Lbs.	80	280	15	140	79	7	16	5	10	10
<b>TOTAL, BRITISH EMPIRE ... .. Lbs.</b>	<b>69,000</b>	<b>15,552</b>	<b>69,674</b>	<b>25,671</b>	<b>43,528</b>	<b>4,821</b>	<b>1,871</b>	<b>9,069</b>	<b>3,299</b>	<b>6,794</b>
Arabian Gulf Ports ... .. Lbs.	672	...	1,760	...	...	125	...	167	...	...
Austria ... .. Lbs.	...	...	...	...	...	...	...	...	...	...
Belgium ... .. Lbs.	...	...	...	...	...	...	...	...	...	...
Other Foreign Countries ... .. Lbs.	336	800	896	374	184	46	53	74	41	80
<b>TOTAL, FOREIGN COUNTRIES ... .. Lbs.</b>	<b>1,008</b>	<b>800</b>	<b>3,048</b>	<b>374</b>	<b>184</b>	<b>171</b>	<b>53</b>	<b>241</b>	<b>41</b>	<b>80</b>
<b>TOTAL, BRITISH EMPIRE AND FOREIGN COUNTRIES ... .. Lbs.</b>	<b>70,008</b>	<b>21,352</b>	<b>72,320</b>	<b>26,045</b>	<b>43,712</b>	<b>4,992</b>	<b>1,924</b>	<b>9,310</b>	<b>3,340</b>	<b>6,874</b>
<b>Cotton—</b>										
<b>Pieces in the piece (3 etc) (III O)—</b>										
Bombay ... .. Yds.	5,106	3,706	3,601	3,228	3,333	151	127	166	144	247
United Kingdom ... .. Yds.	5,049	3,468	5,074	9,634	8,880	179	173	269	458	297
Other British Possessions ... .. Yds.	...	...	...	...	...	...	...	...	...	...
<b>TOTAL, BRITISH EMPIRE ... .. Yds.</b>	<b>10,155</b>	<b>5,174</b>	<b>7,675</b>	<b>11,862</b>	<b>7,213</b>	<b>330</b>	<b>300</b>	<b>435</b>	<b>602</b>	<b>544</b>
Japan ... .. Yds.	...	...	...	...	...	...	...	...	...	...
Other Foreign Countries ... .. Yds.	300	...	...	504	...	7	...	...	88	...
<b>TOTAL, FOREIGN COUNTRIES ... .. Yds.</b>	<b>300</b>	<b>...</b>	<b>...</b>	<b>504</b>	<b>...</b>	<b>7</b>	<b>...</b>	<b>...</b>	<b>88</b>	<b>...</b>
<b>TOTAL, BRITISH EMPIRE AND FOREIGN COUNTRIES ... .. Yds.</b>	<b>10,353</b>	<b>5,173</b>	<b>7,675</b>	<b>12,366</b>	<b>7,219</b>	<b>337</b>	<b>300</b>	<b>443</b>	<b>690</b>	<b>544</b>
<b>Other sorts of manufactures (3 etc) (III O)—</b>										
United Kingdom ... .. Lbs.	4,601	25,618	18,255	28,414	15,293	274	1,144	1,195	1,090	1,323
Somaland ... .. Lbs.	67,587	...	...	...	...	3,355	...	...	...	...
India—Bombay ... .. Lbs.	...	97,617	34,705	10,984	17,103	...	5,697	1,865	863	1,414
Straits Settlements ... .. Lbs.	...	...	...	...	...	...	...	...	...	...
Other British Possessions ... .. Lbs.	694	242	63	45	547	80	36	8	8	26
<b>TOTAL, BRITISH EMPIRE ... .. Lbs.</b>	<b>73,142</b>	<b>123,477</b>	<b>53,023</b>	<b>39,455</b>	<b>33,913</b>	<b>2,669</b>	<b>4,915</b>	<b>3,066</b>	<b>1,965</b>	<b>2,779</b>
D'ibouti ... .. Lbs.	...	...	...	...	...	1,180	...	...	...	81
Arabian Gulf Ports ... .. Lbs.	...	...	...	...	...	1,064	...	...	...	180
France ... .. Lbs.	...	...	...	...	...	...	...	...	...	...
Germany ... .. Lbs.	...	...	...	...	...	...	...	...	...	...
Belgium ... .. Lbs.	...	...	...	...	...	...	...	...	...	...
Italy ... .. Lbs.	...	...	...	...	...	...	...	...	...	...
Holland ... .. Lbs.	...	1,180	...	...	...	...	67	...	...	...



No. 7—continued.

TOTAL QUANTITIES and VALUE of ARTICLES IMPORTED—continued.

573

ARTICLES AND COUNTRIES OF CONSIGNMENT.	QUANTITIES.					VALUE.				
	1916-1917.	1917-1918.	1918-1919.	1919-1920.	1920-1921.	1916-1917.	1917-1918.	1918-1919.	1919-1920.	1920-1921.
<b>Textile Fabrics—continued.</b>										
<i>Other sorts of manufactures (b X) (III O)—continued.</i>										
Jeddah ... .. Lbs.					418					247
Japan ... .. "	33,341					1,122				
Other Foreign Countries ... .. "	1,846	678	1,036	500	410	69	12	29	28	28
EGYPT, etc. ... .. "										
TOTAL, FOREIGN COUNTRIES ... Lbs.	34,898	1,636	1,036	500	2,078	171	79	29	28	216
TOTAL, BRITISH EMPIRE AND FOREIGN COUNTRIES ... .. Lbs.	108,030	128,113	51,000	30,948	35,985	3,990	4,804	3,078	1,908	3,284
TOTAL COTTON GOODS, MANUFACTURED INCLUDING TWIST AND YARN ... Value.						1,712,336	1,780,708	2,430,130	21,78,028	2,007,001
<b>Flax, &amp;c.—</b>										
<i>Flax, Twist and Yarn (a) (III O)—</i>										
Other British Possessions ... .. Lbs.										
TOTAL ... ..										
<i>Bags and sacks (b LA) (III O)—</i>										
Bombay ... .. No.	1,304					106				
Other British Possessions ... .. "				102					24	
TOTAL, BRITISH EMPIRE ... ..	1,304			102		106			14	
<i>Coarse (b 4) (III O)—</i>										
United Kingdom ... .. Yds.		600	2,032				81	800		
India—Bombay ... .. "	4,230				2,000	206				180
Other British Possessions ... .. "	140				121	23				19
TOTAL, BRITISH EMPIRE ... Yds.	4,370	600	2,032		2,121	207		800		139
Arabian Gulf Ports ... .. Yds.					6,575					202
Other Foreign Countries ... .. "					1,200					14
Asiatic Turkey Persian Gulf Ports ... .. "										230
TOTAL, FOREIGN COUNTRIES ... Yds.					7,775					619
TOTAL, BRITISH EMPIRE AND FOREIGN COUNTRIES ... .. Yds.	4,370	600	2,032		10,896	207		800		749
<i>Flax-goods (b iii) (III O)—</i>										
Other British Possessions ... .. Yds.										
TOTAL, BRITISH EMPIRE ... Yds.										
<i>Other sorts (b e) (III O)—</i>										
United Kingdom ... .. Lbs.	7,274			23,786	16,543	480			2,108	1,207
India—Bombay ... .. "	10,963	1,122	2,431	6,496		410	68	174	694	
Other British Possessions ... .. "	24	448	128	301	1,270	1	20	26	20	84
TOTAL, BRITISH EMPIRE ... Lbs.	18,261	1,570	2,567	20,481	17,813	891	113	199	2,813	1,301
Belgium ... .. Lbs.					1,746					110
Italian East Africa ... .. "	4,800					128				
Djibouti ... .. "					1,124					197
Mozambique ... .. "				2,070					200	
United States ... .. "				1,120					120	
Other Foreign Countries ... .. "	230				20	15				1
TOTAL, FOREIGN COUNTRIES ... Lbs.	4,830			4,120	2,826	169			283	218
TOTAL, BRITISH EMPIRE AND FOREIGN COUNTRIES ... .. Lbs.	23,111	1,570	2,567	23,871	20,639	1,060	113	199	3,146	1,519
TOTAL VALUE OF FLAX (INCLUDING TWIST AND YARN) ... Value.						1,472	194	600	2,109	2,277

No. 7—continued.

674

TOTAL QUANTITIES and VALUE of ARTICLES IMPORTED—continued.

ARTICLES AND COUNTRIES OF CONSIGNMENT.	QUANTITIES.					VALUE.				
	1916-1917.	1917-1918.	1918-1919.	1919-1920.	1920-1921.	1916-1917.	1917-1918.	1918-1919.	1919-1920.	1920-1921.
<b>Textile Fabrics—Continued.</b>										
<i>Flax, &amp;c.—continued.</i>										
<i>Haberashery and Millinery (III O)—</i>										
United Kingdom... .. Value.	.....	.....	.....	.....	.....	69	.....	568	813	1,218
India—Bombay... .. Value.	.....	.....	.....	.....	.....	291	74	394	903	772
Other British Possessions... .. Value.	.....	.....	.....	.....	.....	1	57	.....	41	28
<b>TOTAL, BRITISH EMPIRE... Value.</b>	.....	.....	.....	.....	.....	<b>361</b>	<b>131</b>	<b>963</b>	<b>1,757</b>	<b>2,018</b>
Italy... .. Value.	.....	.....	.....	.....	.....	.....	.....	.....	.....	1,020
Other Foreign Countries... .. Value.	.....	.....	.....	.....	.....	86	.....	1	99	6
Moscow... .. Value.	.....	.....	.....	.....	.....	.....	.....	.....	.....	84
United States... .. Value.	.....	.....	.....	.....	.....	.....	.....	.....	.....	55
<b>TOTAL, FOREIGN COUNTRIES... Value.</b>	.....	.....	.....	.....	.....	<b>86</b>	.....	<b>1</b>	<b>99</b>	<b>1,166</b>
<b>TOTAL, BRITISH EMPIRE AND FOREIGN COUNTRIES... Value.</b>	.....	.....	.....	.....	.....	<b>447</b>	<b>131</b>	<b>964</b>	<b>1,856</b>	<b>3,214</b>
<b>Raw—</b>										
<i>Hemp (II H)—</i>										
Somaliand... .. Cwt.	121	.....	.....	.....	.....	121	.....	.....	.....	.....
Other British Possessions... .. Cwt.	.....	29	.....	3	3	.....	43	.....	3	4
<b>TOTAL, BRITISH EMPIRE... Cwt.</b>	<b>121</b>	<b>29</b>	.....	<b>3</b>	<b>3</b>	<b>121</b>	<b>43</b>	.....	<b>3</b>	<b>4</b>
Other Foreign Countries... .. Cwt.	3	.....	.....	.....	5	2	.....	.....	.....	9
Arabian Gulf Ports... .. Cwt.	.....	.....	.....	.....	200	.....	.....	.....	.....	133
Mokha, &c... .. Cwt.	.....	.....	.....	.....	.....	.....	.....	.....	.....	.....
<b>TOTAL, FOREIGN COUNTRIES... Cwt.</b>	<b>3</b>	.....	.....	.....	<b>205</b>	<b>2</b>	.....	.....	.....	<b>141</b>
<b>TOTAL, BRITISH EMPIRE AND FOREIGN COUNTRIES... Cwt.</b>	<b>124</b>	<b>29</b>	.....	<b>3</b>	<b>208</b>	<b>123</b>	<b>43</b>	.....	<b>3</b>	<b>145</b>
<i>Manufactures (excluding cordage) (III O)—</i>										
United Kingdom... .. Cwt.	.....	.....	.....	4,480	.....	.....	.....	.....	150	.....
Other British Possessions... .. Cwt.	13	.....	.....	.....	737	33	.....	.....	.....	63
<b>TOTAL, BRITISH EMPIRE... Cwt.</b>	<b>13</b>	.....	.....	<b>4,480</b>	<b>737</b>	<b>33</b>	.....	.....	<b>150</b>	<b>63</b>
<b>TOTAL, BRITISH EMPIRE AND FOREIGN COUNTRIES... Cwt.</b>	<b>13</b>	.....	.....	<b>4,480</b>	<b>737</b>	<b>33</b>	.....	.....	<b>150</b>	<b>63</b>
<i>Hemp (II H)—</i>										
<i>Bags and sacks—</i>										
Other British Possessions... .. Nos.	.....	.....	.....	12	.....	.....	.....	.....	.....	1
<b>TOTAL, BRITISH EMPIRE... Nos.</b>	.....	.....	.....	<b>12</b>	.....	.....	.....	.....	.....	<b>1</b>
<b>Jute, Raw—</b>										
<i>Jute (II H)—</i>										
Somaliand... .. Tons.	32	25	51	43	11	790	823	2,291	1,370	308
Other British Possessions... .. Tons.	.....	.....	.....	1	3	.....	.....	.....	27	17
<b>TOTAL, BRITISH EMPIRE... Tons.</b>	<b>32</b>	<b>25</b>	<b>51</b>	<b>43</b>	<b>14</b>	<b>790</b>	<b>823</b>	<b>2,291</b>	<b>1,400</b>	<b>325</b>
Gaisal... .. Tons.	.....	37	8	19	7	.....	606	299	406	76
Hodaida... .. Tons.	.....	.....	.....	25	63	.....	.....	.....	475	907
Mocha... .. Tons.	8	.....	.....	.....	5	106	.....	.....	.....	86
D'jibouti... .. Tons.	.....	.....	.....	8	.....	.....	.....	.....	148	.....
Other Foreign Countries... .. Tons.	4	.....	1	2	2	57	.....	18	63	39
<b>TOTAL, FOREIGN COUNTRIES... Tons.</b>	<b>13</b>	<b>37</b>	<b>9</b>	<b>54</b>	<b>67</b>	<b>163</b>	<b>606</b>	<b>317</b>	<b>1,121</b>	<b>1,169</b>
<b>TOTAL, BRITISH EMPIRE AND FOREIGN COUNTRIES... Tons.</b>	<b>45</b>	<b>62</b>	<b>60</b>	<b>97</b>	<b>78</b>	<b>953</b>	<b>1,429</b>	<b>2,608</b>	<b>2,527</b>	<b>1,494</b>
<b>Jute—</b>										
<i>Many bags (b (c) (III O)—</i>										
Somaliand... .. Nos.	.....	.....	.....	6,520	.....	.....	.....	.....	252	.....
Ceylon... .. Nos.	.....	.....	.....	.....	.....	.....	.....	.....	.....	.....
Zanzibar and Pamba... .. Nos.	.....	.....	.....	10,000	.....	.....	.....	.....	667	.....
India—Bombay... .. Nos.	91,000	684,180	426,200	1,4,100	60,350	3,011	30,413	23,367	5,000	2,125
—Calcutta... .. Nos.	468,300	6,000	10,100	143,600	280,800	16,114	174	246	4,701	10,651
—Karnachi... .. Nos.	.....	.....	.....	.....	.....	.....	.....	.....	.....	.....
—Suakin, &c... .. Nos.	.....	.....	.....	.....	10,400	.....	.....	.....	.....	500
Other British Possessions... .. Nos.	1,200	600	2,482	330	1,161	33	1	77	10	20
<b>TOTAL, BRITISH EMPIRE... Nos.</b>	<b>580,600</b>	<b>590,780</b>	<b>428,782</b>	<b>234,550</b>	<b>352,791</b>	<b>18,158</b>	<b>30,528</b>	<b>23,530</b>	<b>10,675</b>	<b>13,508</b>
D'jibouti... .. Nos.	67,500	.....	8,600	.....	6,120	2,450	.....	373	.....	270
Moscow... .. Nos.	.....	.....	.....	4,100	.....	.....	.....	.....	270	.....
Independent Somali ports... .. Nos.	.....	4,616	4,900	.....	.....	.....	134	147	.....	.....
Lohia... .. Nos.	.....	.....	.....	.....	.....	.....	.....	.....	.....	.....
Hodaida... .. Nos.	.....	.....	.....	2,770	27,410	.....	.....	.....	136	1,574
Mokha... .. Nos.	10,400	.....	.....	24,650	42,500	970	.....	.....	2,330	2,256
Arabian Gulf Ports... .. Nos.	.....	18,640	2,630	.....	.....	.....	433	154	.....	.....

TOTAL QUANTITIES and VALUE of ARTICLES IMPORTED—continued.

ARTICLES, AND COUNTRIES OF CONSIGNMENT.	QUANTITIES.					VALUE.				
	1916-1917.	1917-1918.	1918-1919.	1919-1920.	1920-1921.	1916-1917.	1917-1918.	1918-1919.	1919-1920.	1920-1921.
<b>Textile Fabrics—continued.</b>										
<b>Jute—continued.</b>										
<i>Gunny bags (b H) (III O)—continued.</i>										
Kamaram and Farsan ...	3,400	9,783	.....	2,100	.....	74	108	.....	86	.....
Italian East & rice ...	.....	.....	.....	.....	.....	.....	.....	.....	.....	.....
Other Foreign Countries ...	6,030	.....	1,390	5,787	2,845	80	.....	67	130	10
Gaizan ...	55,870	181,080	87,170	53,560	.....	8,161	11,687	2,375	2,845	.....
Dankali Coast ...	.....	.....	.....	.....	.....	.....	.....	.....	.....	.....
<b>TOTAL, FOREIGN COUNTRIES ... Nos.</b>	<b>153,020</b>	<b>209,296</b>	<b>74,670</b>	<b>102,967</b>	<b>70,935</b>	<b>6,754</b>	<b>12,597</b>	<b>4,098</b>	<b>6,691</b>	<b>4,810</b>
<b>TOTAL, BRITISH EMPIRE AND FOREIGN COUNTRIES ... Nos.</b>	<b>783,520</b>	<b>990,048</b>	<b>513,463</b>	<b>367,817</b>	<b>431,728</b>	<b>24,912</b>	<b>42,143</b>	<b>27,678</b>	<b>17,198</b>	<b>19,104</b>
<i>Manufactures coarse (b H) (III O)—</i>										
United Kingdom ...	.....	.....	.....	.....	400	.....	.....	.....	.....	67
Bombay ...	.....	.....	422	.....	.....	.....	.....	70	.....	.....
<b>TOTAL, BRITISH EMPIRE ... Yds.</b>	<b>.....</b>	<b>.....</b>	<b>422</b>	<b>.....</b>	<b>400</b>	<b>.....</b>	<b>.....</b>	<b>70</b>	<b>.....</b>	<b>67</b>
Other Foreign Countries ...	.....	.....	.....	.....	.....	.....	.....	.....	.....	.....
<b>TOTAL, FOREIGN COUNTRIES ... Yds.</b>	<b>.....</b>	<b>.....</b>	<b>.....</b>	<b>.....</b>	<b>.....</b>	<b>.....</b>	<b>.....</b>	<b>.....</b>	<b>.....</b>	<b>.....</b>
<b>TOTAL, BRITISH EMPIRE AND FOREIGN COUNTRIES ... Yds.</b>	<b>.....</b>	<b>.....</b>	<b>422</b>	<b>.....</b>	<b>400</b>	<b>.....</b>	<b>.....</b>	<b>70</b>	<b>.....</b>	<b>67</b>
<i>Gunny cloth (b H) (III O)—</i>										
United Kingdom ...	.....	.....	.....	.....	10,000	.....	.....	.....	.....	176
India—Calcutta ...	55,745	.....	.....	.....	20,800	1,327	.....	.....	.....	647
Bombay ...	.....	.....	.....	29,000	.....	.....	.....	.....	780	.....
Other British Possessions ...	600	.....	250	.....	9,000	9	.....	17	.....	69
<b>TOTAL, BRITISH EMPIRE ... Yds.</b>	<b>56,345</b>	<b>.....</b>	<b>250</b>	<b>29,000</b>	<b>31,800</b>	<b>1,336</b>	<b>.....</b>	<b>17</b>	<b>780</b>	<b>812</b>
Moesowah ...	7,442	.....	10,000	.....	.....	163	.....	238	.....	.....
Other Foreign Countries ...	.....	.....	.....	.....	.....	.....	.....	.....	.....	.....
<b>TOTAL, FOREIGN COUNTRIES ... Yds.</b>	<b>7,442</b>	<b>.....</b>	<b>10,000</b>	<b>.....</b>	<b>.....</b>	<b>163</b>	<b>.....</b>	<b>238</b>	<b>.....</b>	<b>.....</b>
<b>TOTAL, BRITISH EMPIRE AND FOREIGN COUNTRIES ... Yds.</b>	<b>63,787</b>	<b>.....</b>	<b>10,250</b>	<b>29,000</b>	<b>31,800</b>	<b>1,499</b>	<b>.....</b>	<b>250</b>	<b>780</b>	<b>897</b>
<i>Rope and Twine (b H) (III O)—</i>										
United Kingdom ...	.....	9	.....	.....	.....	.....	107	.....	.....	.....
Somaliand ...	45	.....	.....	.....	.....	139	.....	.....	.....	.....
India—Bombay ...	350	112	1,445	273	.....	708	448	6,180	634	.....
—Calcutta ...	.....	.....	.....	.....	215	.....	.....	.....	.....	733
Other British Possessions ...	18	.....	19	16	9	43	.....	76	66	43
<b>TOTAL, BRITISH EMPIRE ... Cwt.</b>	<b>419</b>	<b>122</b>	<b>1,464</b>	<b>289</b>	<b>223</b>	<b>879</b>	<b>553</b>	<b>6,256</b>	<b>690</b>	<b>796</b>
Djibouti ...	.....	.....	.....	80	.....	.....	.....	107	.....	.....
Independent Somali Ports ...	.....	.....	36	8	15	22	.....	3	40	23
Other Foreign Countries ...	16	.....	.....	.....	.....	.....	.....	.....	.....	.....
<b>TOTAL, FOREIGN COUNTRIES ... Cwt.</b>	<b>16</b>	<b>.....</b>	<b>36</b>	<b>103</b>	<b>15</b>	<b>22</b>	<b>.....</b>	<b>108</b>	<b>707</b>	<b>23</b>
<b>TOTAL, BRITISH EMPIRE AND FOREIGN COUNTRIES ... Cwt.</b>	<b>435</b>	<b>122</b>	<b>1,499</b>	<b>289</b>	<b>238</b>	<b>901</b>	<b>543</b>	<b>6,371</b>	<b>1,397</b>	<b>819</b>
<i>Other kinds (b H) (III O)—</i>										
Other British Possessions ...	.....	3	3	1	.....	.....	3	0	17	.....
<b>TOTAL, BRITISH EMPIRE ... Cwt.</b>	<b>.....</b>	<b>3</b>	<b>3</b>	<b>1</b>	<b>.....</b>	<b>.....</b>	<b>3</b>	<b>0</b>	<b>17</b>	<b>.....</b>
Egypt ...	.....	.....	.....	.....	.....	.....	.....	.....	.....	.....
Germany ...	.....	3	.....	.....	.....	.....	3	.....	.....	.....
Other Foreign Countries ...	.....	.....	.....	.....	.....	.....	.....	.....	.....	.....
Holland ...	.....	.....	.....	.....	.....	.....	3	.....	.....	.....
<b>TOTAL, FOREIGN COUNTRIES ... Cwt.</b>	<b>.....</b>	<b>3</b>	<b>.....</b>	<b>.....</b>	<b>.....</b>	<b>.....</b>	<b>3</b>	<b>.....</b>	<b>.....</b>	<b>.....</b>
<b>TOTAL, BRITISH EMPIRE AND FOREIGN COUNTRIES ... Cwt.</b>	<b>.....</b>	<b>3</b>	<b>3</b>	<b>1</b>	<b>.....</b>	<b>.....</b>	<b>3</b>	<b>0</b>	<b>17</b>	<b>.....</b>
<b>TOTAL VALUE OF JUTE INCLUDING RAW ... Value.</b>	<b>.....</b>	<b>.....</b>	<b>.....</b>	<b>.....</b>	<b>.....</b>	<b>29,205</b>	<b>46,970</b>	<b>29,266</b>	<b>22,198</b>	<b>21,261</b>
<b>RAW—</b>										
<i>Silk (I H)—</i>										
Calcutta ...	.....	.....	.....	.....	.....	.....	.....	.....	.....	.....
India—Bombay ...	317	1,080	11,223	7,346	2,580	162	600	6,227	2,726	621
Other British Possessions ...	3	.....	.....	.....	.....	1	.....	.....	.....	.....
<b>TOTAL, BRITISH EMPIRE ... Lbs.</b>	<b>320</b>	<b>1,080</b>	<b>11,223</b>	<b>7,346</b>	<b>2,580</b>	<b>163</b>	<b>600</b>	<b>6,227</b>	<b>2,726</b>	<b>621</b>

GENERAL IMPORTS.

SEA-BORNE TRADE.

No 7—continued.

676

TOTAL QUANTITIES and VALUE of ARTICLES IMPORTED—continued.

ARTICLES, AND COUNTRIES OF CONSIGNMENT.	QUANTITIES.					VALUE.				
	1916-1917.	1917-1918.	1918-1919.	1919-1920.	1920-1921.	1916-1917.	1917-1918.	1918-1919.	1919-1920.	1920-1921.
<b>Textile Fabrics—continued.</b>										
<b>Raw—continued.</b>										
<b>Silk (II E)—continued.</b>										
Djibouti ... Lbs.		600					67			
Egypt, etc. ...										
Italy ...										
China ...										
Hodeidah ...				300					100	
Other Foreign Countries ...			200	20				47	6	
<b>TOTAL, FOREIGN COUNTRIES ... Lbs.</b>		<b>600</b>	<b>200</b>	<b>320</b>			<b>67</b>	<b>47</b>	<b>106</b>	
<b>TOTAL, BRITISH EMPIRE AND FOREIGN COUNTRIES ... Lbs.</b>	<b>320</b>	<b>3,280</b>	<b>11,491</b>	<b>7,665</b>	<b>3,580</b>	<b>153</b>	<b>567</b>	<b>6,374</b>	<b>2,832</b>	<b>820</b>
<b>Silk, Yarn, Nests and Wraps (a) (III O)—</b>										
Bombay ... Lbs.			779	740	239			450	473	343
<b>TOTAL, BRITISH EMPIRE ... Lbs.</b>			<b>779</b>	<b>740</b>	<b>239</b>			<b>450</b>	<b>473</b>	<b>343</b>
<b>TOTAL, BRITISH EMPIRE AND FOREIGN COUNTRIES ... Lbs.</b>			<b>779</b>	<b>740</b>	<b>239</b>			<b>450</b>	<b>473</b>	<b>343</b>
<b>Silk—</b>										
<b>Goods of silk mixed with other materials (b c) (III O)—</b>										
Egypt, etc. ... Yds.		16,288					850			
United Kingdom ...	1,983	3,196	12,004	2,900	2,739	65	201	537	152	214
Zanzibar ...										
India—Bombay ...	16,136	7,036	42,150	31,692	2,100	693	543	3,139	2,412	287
Other British Possessions ...	2,000	2,000				33	58			
<b>TOTAL, BRITISH EMPIRE ... Yds.</b>	<b>20,019</b>	<b>28,560</b>	<b>51,154</b>	<b>34,592</b>	<b>4,839</b>	<b>831</b>	<b>1,647</b>	<b>3,746</b>	<b>2,564</b>	<b>681</b>
Djibouti ... Yds.					1,526					90
Mossawah ...				2,800					193	
Hodeidah ...			1,000					100		
United States ...					1,100					200
Italy ...					5,065					573
France ...	533					110				
Other Foreign Countries ...	1,800		400			37		17		
<b>TOTAL, FOREIGN COUNTRIES ... Yds.</b>	<b>2,733</b>		<b>1,400</b>	<b>2,800</b>	<b>7,631</b>	<b>147</b>		<b>117</b>	<b>193</b>	<b>863</b>
<b>TOTAL, BRITISH EMPIRE AND FOREIGN COUNTRIES ... Yds.</b>	<b>22,751</b>	<b>28,560</b>	<b>52,554</b>	<b>37,392</b>	<b>12,470</b>	<b>978</b>	<b>1,647</b>	<b>3,863</b>	<b>2,757</b>	<b>1,444</b>
<b>Piece-goods (b i) (III O)—</b>										
Hong Kong ... Yds.					540					67
Egypt, etc. ...			2,265	15,846	7,503			833	2,584	1,309
United Kingdom ...	1,701	5,032	2,084	1,705	6,240	175	830	406	269	860
Straits Settlements ...	21,006	1,484			9,226	913	140			1,536
India—Bombay ...	27,482	40,126	118,064	112,193	19,098	1,644	3,758	10,528	10,056	2,242
Other British Possessions ...	12	100		120		3	13		7	
Gibraltar ...										
India—Calcutta ...										
<b>TOTAL, BRITISH EMPIRE ... Yds.</b>	<b>40,301</b>	<b>46,763</b>	<b>123,433</b>	<b>123,964</b>	<b>42,607</b>	<b>2,766</b>	<b>4,741</b>	<b>11,369</b>	<b>12,926</b>	<b>6,026</b>
M. kha ... Yds.					360					73
Java ...					2,000					123
Muskat ...					2,000					260
Arabian Gulf Ports ...		1,650		1,025			220		100	
France ...	7,375				1,951	687				369
Mossawah ...					550					63
Jeddah ...										
China ...	13,372		2,420	1,625	2,000	1,591		472	348	453
Japan ...	2,280			920	900	179			163	100
Asiatic Turkey Persian Gulf ...					2,000					160
Djibouti ...	795			2,475	6,000	78			207	316
Other Foreign Countries ...	380	937	1,180	785	120	36	142	107	111	17
Goadah and Salf ...										
Italy ...										
Hodeidah ...					800					133
<b>TOTAL, FOREIGN COUNTRIES ... Yds.</b>	<b>24,063</b>	<b>2,607</b>	<b>3,570</b>	<b>6,760</b>	<b>18,371</b>	<b>2,787</b>	<b>363</b>	<b>679</b>	<b>1,029</b>	<b>2,142</b>
<b>TOTAL, BRITISH EMPIRE AND FOREIGN COUNTRIES ... Yds.</b>	<b>64,363</b>	<b>49,367</b>	<b>127,003</b>	<b>130,724</b>	<b>60,977</b>	<b>5,553</b>	<b>5,103</b>	<b>11,848</b>	<b>13,955</b>	<b>8,167</b>

No. 7—continued.

677

TOTAL QUANTITIES and VALUE of ARTICLES IMPORTED—continued.

ARTICLES, AND COUNTRIES OF CONSIGNMENT.	QUANTITIES.					VALUE.				
	1916-1917.	1917-1918.	1918-1919.	1919-1920.	1920-1921.	1916-1917.	1917-1918.	1918-1919.	1919-1920.	1920-1921.
<b>Textile Fabrics—continued.</b>										
<b>Silk—continued.</b>										
<i>Thread for Sewing (3 iii) (III. O)—</i>										
United Kingdom ... .. Lbs.					181					167
India—Bombay ... .. "	360	373	6,336	270	601	150	173	2,612	113	315
Other British Possessions ... .. "	35					21				
<b>TOTAL, BRITISH EMPIRE ... Lbs.</b>	<b>415</b>	<b>373</b>	<b>6,336</b>	<b>270</b>	<b>623</b>	<b>171</b>	<b>173</b>	<b>2,612</b>	<b>113</b>	<b>482</b>
Egypt ... .. Lbs.										
Foreign countries ... .. "				9					9	
Arabian Gulf Ports ... .. "			848					780		
<b>TOTAL, FOREIGN COUNTRIES ... Lbs.</b>			<b>848</b>	<b>9</b>				<b>780</b>	<b>9</b>	
<b>TOTAL, BRITISH EMPIRE AND FOREIGN COUNTRIES ... Lbs.</b>	<b>415</b>	<b>373</b>	<b>7,184</b>	<b>279</b>	<b>623</b>	<b>171</b>	<b>173</b>	<b>3,392</b>	<b>122</b>	<b>482</b>
<i>Other Sorts (3 iv) (III. O)—</i>										
Egypt ... .. Lbs.			3,045					303		
United Kingdom ... .. "		763	1,122				136	375		
Straits Settlements ... .. "	1,065					147				
India—Bombay ... .. "	361	2,216	956	695		73	1,023	650	391	
Other British Possessions ... .. "	313			120	553	80			65	171
<b>TOTAL, BRITISH EMPIRE ... Lbs.</b>	<b>1,689</b>	<b>2,979</b>	<b>5,759</b>	<b>815</b>	<b>553</b>	<b>378</b>	<b>1,159</b>	<b>1,025</b>	<b>857</b>	<b>169</b>
France ... .. Lbs.										
Austria ... .. "										
China ... .. "										
Japan ... .. "	666					197				
Egypt, etc. ... .. "										
Hodeidah ... .. "										
Other Foreign Countries ... .. "	28	23		301		10	6		75	
Germany ... .. "										
Spain ... .. "										
<b>TOTAL, FOREIGN COUNTRIES ... Lbs.</b>	<b>694</b>	<b>23</b>		<b>301</b>		<b>207</b>	<b>6</b>		<b>75</b>	
<b>TOTAL, BRITISH EMPIRE AND FOREIGN COUNTRIES ... Lbs.</b>	<b>2,383</b>	<b>3,001</b>	<b>5,759</b>	<b>1,116</b>	<b>553</b>	<b>585</b>	<b>1,165</b>	<b>1,030</b>	<b>932</b>	<b>169</b>
<b>TOTAL, VALUE OF SILK (including RAW) ...</b>						<b>7,306</b>	<b>9,667</b>	<b>20,418</b>	<b>20,546</b>	<b>11,324</b>
<b>Wool—</b>										
<i>Raw—</i>										
<i>Wool (II E)—</i>										
Other British Possessions ... .. Lbs.	40		168			1		2		
<b>TOTAL, BRITISH EMPIRE ... Lbs.</b>	<b>40</b>		<b>168</b>			<b>1</b>		<b>2</b>		
Germany ... .. Lbs.										
Other Foreign Countries ... .. "										
<b>TOTAL, FOREIGN COUNTRIES ... Lbs.</b>										
<b>TOTAL, BRITISH EMPIRE AND FOREIGN COUNTRIES ... Lbs.</b>	<b>40</b>		<b>168</b>			<b>1</b>		<b>2</b>		
<i>Wool—Yarn and knitting wool (3) (III. O)—</i>										
Bombay ... .. Lbs.										
Other British Possessions ... .. "	30		16	228	20	6		5	21	
<b>TOTAL, BRITISH EMPIRE ... Lbs.</b>	<b>30</b>		<b>16</b>	<b>228</b>	<b>20</b>	<b>6</b>		<b>5</b>	<b>21</b>	
Germany ... .. Lbs.										
Other Foreign Countries ... .. "	200					20				
<b>TOTAL, FOREIGN COUNTRIES ... Lbs.</b>	<b>200</b>					<b>20</b>				
<b>TOTAL, BRITISH EMPIRE AND FOREIGN COUNTRIES ... Lbs.</b>	<b>230</b>		<b>16</b>	<b>228</b>	<b>20</b>	<b>26</b>		<b>5</b>	<b>21</b>	

678

No. 7—continued.

TOTAL QUANTITIES and VALUE of ARTICLES IMPORTED—continued.

ARTICLES AND COUNTRIES OF CONSIGNMENT.	QUANTITIES.					VALUE.				
	1916-1917.	1917-1918.	1918-1919.	1919-1920.	1920-1921.	1916-1917.	1917-1918.	1918-1919.	1919-1920.	1920-1921.
<b>Textile Fabrics—continued.</b>										
<i>Wool—continued.</i>										
<i>Carpets and Rugs (b (i) (XII O) —</i>										
United Kingdom ... Lbs.	1,150	.....	.....	528	411	103	.....	.....	82	72
Straits Settlements ... "	.....	.....	.....	.....	1,064	.....	.....	.....	.....	123
India—Bombay ... "	35,939	10,668	29,807	15,859	2,189	2,399	746	2,118	2,791	941
India—Karachi ... "	.....	.....	.....	.....	1,008	.....	.....	.....	.....	453
Other British Possessions ... "	.....	891	219	100	.....	.....	36	81	7	.....
Zanzibar and Pemba ... "	721	.....	.....	.....	.....	48	.....	.....	.....	.....
<b>TOTAL, BRITISH EMPIRE ... Lbs.</b>	<b>37,810</b>	<b>11,459</b>	<b>30,019</b>	<b>16,484</b>	<b>4,672</b>	<b>2,549</b>	<b>772</b>	<b>2,144</b>	<b>2,880</b>	<b>1,589</b>
Muskat ... Lbs.	4,520	5,000	.....	1,519	.....	308	200	.....	840	.....
Persian Gulf ... "	.....	.....	.....	2,423	.....	.....	.....	.....	164	.....
Italy ... "	1,900	.....	.....	.....	.....	80	.....	.....	.....	.....
Egypt, etc. ... "	.....	.....	.....	.....	.....	.....	.....	.....	.....	.....
Jeddah ... "	.....	.....	.....	.....	1,512	.....	.....	.....	.....	156
Gaizan ... "	2,830	.....	.....	.....	.....	189	.....	.....	.....	.....
Hodeidah ... "	.....	.....	.....	.....	426	.....	.....	.....	.....	73
Persia ... "	37,025	26,000	.....	.....	.....	2,523	1,733	.....	.....	.....
Arabian Gulf Ports ... "	4,365	22,470	23,614	6,074	4,004	291	1,498	1,507	386	1,443
Mombasa ... "	186	.....	.....	.....	.....	87	.....	.....	.....	.....
Djibouti ... "	.....	.....	.....	9,696	.....	.....	.....	.....	731	.....
Other Foreign Countries ... "	220	513	1,060	300	63	15	35	70	20	20
Asiatic Turkey Persian Gulf ... "	.....	.....	.....	6,076	11,172	.....	.....	.....	1,360	3,943
Turkey in Asia ... "	1,620	.....	.....	.....	.....	121	.....	.....	.....	.....
Italian East Africa ... "	5,800	.....	.....	.....	.....	387	.....	.....	.....	.....
<b>TOTAL, FOREIGN COUNTRIES ... Lbs.</b>	<b>58,985</b>	<b>51,923</b>	<b>23,674</b>	<b>25,780</b>	<b>17,152</b>	<b>4,006</b>	<b>2,456</b>	<b>1,577</b>	<b>3,801</b>	<b>5,635</b>
<b>TOTAL, BRITISH EMPIRE AND FOREIGN COUNTRIES ... Lbs.</b>	<b>96,796</b>	<b>63,381</b>	<b>53,693</b>	<b>41,764</b>	<b>21,824</b>	<b>6,555</b>	<b>4,228</b>	<b>3,721</b>	<b>6,681</b>	<b>7,224</b>
<i>Hosiery (b (ii) (XII O) —</i>										
Bombay ... Lbs.	.....	.....	728	.....	.....	.....	.....	.....	.....	.....
United Kingdom ... "	.....	877	763	417	730	.....	65	180	152	159
Other British Possessions ... "	431	.....	.....	.....	4	60	.....	283	.....	1
<b>TOTAL, BRITISH EMPIRE ... Lbs.</b>	<b>431</b>	<b>877</b>	<b>1,491</b>	<b>417</b>	<b>734</b>	<b>60</b>	<b>65</b>	<b>463</b>	<b>152</b>	<b>160</b>
Other Foreign Countries ... Lbs.	.....	.....	.....	.....	32	.....	.....	.....	.....	9
<b>TOTAL, FOREIGN COUNTRIES ... Lbs.</b>	<b>.....</b>	<b>.....</b>	<b>.....</b>	<b>.....</b>	<b>32</b>	<b>.....</b>	<b>.....</b>	<b>.....</b>	<b>.....</b>	<b>9</b>
<b>TOTAL OF BRITISH EMPIRE AND FOREIGN COUNTRIES ... Lbs.</b>	<b>.....</b>	<b>.....</b>	<b>.....</b>	<b>.....</b>	<b>766</b>	<b>.....</b>	<b>.....</b>	<b>.....</b>	<b>.....</b>	<b>169</b>
<i>Place-goods (b (i) (XII O) —</i>										
United Kingdom ... Yds.	3,145	5,044	5,163	5,748	6,633	253	693	698	1,330	2,167
India—Bombay ... "	1,900	5,715	1,414	3,549	436	337	585	608	1,775	102
India—Calcutta ... "	.....	.....	.....	.....	223	.....	.....	.....	.....	100
Other British Possessions ... "	100	.....	.....	50	.....	33	.....	.....	9	.....
Ceylon ... "	.....	.....	.....	.....	300	.....	.....	.....	.....	100
<b>TOTAL, BRITISH EMPIRE ... Yds.</b>	<b>5,335</b>	<b>10,759</b>	<b>6,582</b>	<b>9,343</b>	<b>7,593</b>	<b>623</b>	<b>1,573</b>	<b>1,294</b>	<b>3,098</b>	<b>2,469</b>
Germany ... Yds.	.....	.....	.....	.....	.....	.....	.....	.....	.....	.....
Italy ... "	.....	.....	.....	.....	.....	.....	.....	.....	.....	.....
Other Foreign Countries ... "	.....	.....	.....	.....	25	.....	.....	.....	.....	11
<b>TOTAL, FOREIGN COUNTRIES ... Yds.</b>	<b>.....</b>	<b>.....</b>	<b>.....</b>	<b>.....</b>	<b>25</b>	<b>.....</b>	<b>.....</b>	<b>.....</b>	<b>.....</b>	<b>11</b>
<b>TOTAL, BRITISH EMPIRE AND FOREIGN COUNTRIES ... Yds.</b>	<b>5,335</b>	<b>10,759</b>	<b>6,582</b>	<b>9,343</b>	<b>7,617</b>	<b>623</b>	<b>1,573</b>	<b>1,294</b>	<b>3,098</b>	<b>2,510</b>
<i>Shawls (b (i) (XII O) —</i>										
Egypt, Ac. ... Nos.	400	.....	.....	.....	.....	100	.....	.....	.....	.....
United Kingdom ... "	.....	.....	.....	.....	.....	.....	.....	.....	.....	.....
India—Bombay ... "	.....	.....	.....	379	.....	.....	.....	.....	196	.....
Other British Possessions ... "	75	15	.....	6	2	33	7	.....	3	1
<b>TOTAL, BRITISH EMPIRE ... Nos.</b>	<b>475</b>	<b>15</b>	<b>.....</b>	<b>385</b>	<b>2</b>	<b>133</b>	<b>7</b>	<b>.....</b>	<b>199</b>	<b>1</b>
Other Foreign Countries ... Nos.	.....	.....	.....	.....	2	.....	.....	.....	.....	3
Djibouti ... "	.....	.....	.....	.....	.....	.....	.....	.....	.....	.....
<b>TOTAL, FOREIGN COUNTRIES ... Nos.</b>	<b>.....</b>	<b>.....</b>	<b>.....</b>	<b>.....</b>	<b>2</b>	<b>.....</b>	<b>.....</b>	<b>.....</b>	<b>.....</b>	<b>3</b>
<b>TOTAL, BRITISH EMPIRE AND FOREIGN COUNTRIES ... Nos.</b>	<b>475</b>	<b>15</b>	<b>.....</b>	<b>385</b>	<b>4</b>	<b>133</b>	<b>7</b>	<b>.....</b>	<b>199</b>	<b>4</b>

TOTAL QUANTITIES and VALUE of ARTICLES IMPORTED—continued.

ARTICLES, AND COUNTRIES OF CONSIGNMENT.	QUANTITIES.					VALUE.				
	1916-1917.	1917-1918.	1918-1919.	1919-1920.	1920-1921.	1916-1917.	1917-1918.	1918-1919.	1919-1920.	1920-1921.
<b>Textile Fabrics—continued.</b>										
<b>Wool—continued.</b>										
<i>Other sorts (b &amp; c) III. O—</i>										
India—Bombay	1,537	55	178	540	1,144	111	4	30	548	128
(Other British Possession	819				103	32		80	178	14
United Kingdom			1,238	2,732	1,020					484
Straits Settlements					744					181
<b>TOTAL, BRITISH EMPIRE</b>	<b>2,356</b>	<b>55</b>	<b>1,416</b>	<b>3,272</b>	<b>3,011</b>	<b>143</b>	<b>4</b>	<b>110</b>	<b>726</b>	<b>706</b>
Arabian Gulf Ports					544					164
Jeddah					1,061					116
Mossawah				1,020						88
Asiatic Turkey Persian Gulf					392					118
Italy					800					270
Other Foreign Countries	280			810	301	19			24	48
<b>TOTAL, FOREIGN COUNTRIES</b>	<b>280</b>			<b>1,330</b>	<b>2,938</b>	<b>19</b>			<b>24</b>	<b>604</b>
<b>TOTAL, BRITISH EMPIRE AND FOREIGN COUNTRIES</b>	<b>2,636</b>	<b>55</b>	<b>1,416</b>	<b>4,602</b>	<b>5,949</b>	<b>162</b>	<b>4</b>	<b>110</b>	<b>750</b>	<b>1,310</b>
<b>TOTAL, WOOL (INCLUDING RAW)</b>						<b>7,461</b>	<b>8,923</b>	<b>8,976</b>	<b>10,481</b>	<b>11,312</b>
<b>TOTAL, TEXTILE RAW MATERIALS</b>						<b>2,677</b>	<b>4,013</b>	<b>11,719</b>	<b>6,830</b>	<b>9,776</b>
<b>TOTAL, YARNS AND TEXTILE FABRICS</b>						<b>17,46,336</b>	<b>1,788,788</b>	<b>2,082,041</b>	<b>2,332,087</b>	<b>2,084,373</b>
<b>Artificial Silk—</b>										
<i>Piece goods of Cotton artificial Silk—</i>										
Other British Possessions					1,513					64
<b>TOTAL BRITISH EMPIRE</b>					<b>1,513</b>					<b>64</b>
<b>Tobacco—</b>										
<i>Unmanufactured (L. J.)—</i>										
United Kingdom										
Ceylon		2,484					167			
Egypt, &c.	351,634	338,688	221,878	119,049	201,308	21,213	17,790	27,781	11,012	12,723
Zanzibar and Pemba		59,360	4,480	4,033	8,168		2,667	343	267	161
India—Bombay	6,616,913	7,173,320	6,717,984	2,304,928	6,434,776	81,008	182,461	184,618	89,298	186,340
—Karachi			8,180					253		
Other British Possessions	4,368		6,638	4,300	672	65		66	60	18
Straits Settlements				16,233					86	
Suakin, etc.				18,818					687	
Somaland		5,544			6,152		168			136
<b>TOTAL, BRITISH EMPIRE</b>	<b>6,972,904</b>	<b>7,577,376</b>	<b>6,966,544</b>	<b>2,468,289</b>	<b>6,640,376</b>	<b>1,02,266</b>	<b>212,228</b>	<b>212,265</b>	<b>51,808</b>	<b>1,06,377</b>
Djibouti	115,030	9,296	500	27,210	1,344	2,948	1,453	80	991	67
Italian East Africa		8,234					180			
Austria										
Persian Gulf				47,488					1,418	
Hodiedah				5,241	4,480				194	67
Turkey in Europe										
Greece	22,344	806		4,473	26,544	643	212		267	1,420
Jeddah				6,234					171	
Mossawah				2,240					100	
Egypt, etc.										
Arabian Gulf Ports	2,384,430	2,662,041	2,069,599	2,031,610	2,808,308	64,064	82,221	79,467	2,548	129,289
Persia	165,366	64,264				2,064	2,280			269
Asiatic Turkey Persian Gulf					12,800					140
Mokha					2,912					220
China		51,280			6,944		1,200			
Other Foreign Countries		1,568	700	2,464	9,982		81	17	26	112
<b>TOTAL, FOREIGN COUNTRIES</b>	<b>2,607,640</b>	<b>2,777,612</b>	<b>2,070,299</b>	<b>2,126,748</b>	<b>2,808,114</b>	<b>81,800</b>	<b>88,340</b>	<b>78,664</b>	<b>64,126</b>	<b>104,948</b>
<b>TOTAL, BRITISH EMPIRE AND FOREIGN COUNTRIES</b>	<b>9,580,544</b>	<b>10,354,988</b>	<b>10,036,843</b>	<b>4,594,937</b>	<b>9,448,490</b>	<b>1,84,066</b>	<b>300,568</b>	<b>290,929</b>	<b>115,934</b>	<b>211,325</b>
<b>Manufactured—</b>										
<i>Cigar (a) (L. J.)—</i>										
Ceylon										
Straits Settlements										
United Kingdom	1,276			280	784	120			67	60
India—Bombay	2,478	1,120	2,164	728	2,444	108	229	262	120	261
—Madras										
—Karachi										
—Madras other Ports										
Other British Possessions	1,372	682	24	228	648	172	60	21	21	60
<b>TOTAL, BRITISH EMPIRE</b>	<b>5,127</b>	<b>1,802</b>	<b>2,188</b>	<b>1,008</b>	<b>2,974</b>	<b>400</b>	<b>309</b>	<b>273</b>	<b>208</b>	<b>267</b>

TOTAL QUANTITIES and VALUE of ARTICLES IMPORTED—continued.

ARTICLES AND COUNTRIES OF CONSIGNMENT.	QUANTITIES.					VALUE.				
	1916-1917.	1917-1918.	1918-1919.	1919-1920.	1920-1921.	£	£	£	£	£
<b>Tobacco—continued.</b>										
<i>Manufactured—continued.</i>										
<i>Cigars (a) (L. J.)—continued.</i>										
Philippine Islands ... Lbs.	188	.....	1,029	.....	.....	298	.....	801	.....	.....
Holland ... ..	.....	.....	.....	.....	225	.....	.....	.....	.....	90
Other Foreign Countries ... ..	538	848	.....	.....	112	30	117	.....	.....	50
Italy ... ..	.....	.....	.....	.....	.....	.....	.....	.....	.....	.....
<b>TOTAL, FOREIGN COUNTRIES ... Lbs.</b>	<b>504</b>	<b>848</b>	<b>1,029</b>	<b>.....</b>	<b>337</b>	<b>328</b>	<b>117</b>	<b>301</b>	<b>.....</b>	<b>149</b>
<b>TOTAL, BRITISH EMPIRE AND FOREIGN COUNTRIES ... Lbs.</b>	<b>6,631</b>	<b>2,400</b>	<b>3,257</b>	<b>1,531</b>	<b>3,310</b>	<b>731</b>	<b>415</b>	<b>574</b>	<b>288</b>	<b>539</b>
<i>Cigarettes (b) (L. J.)—</i>										
Zanzibar ... ..	.....	1,680	.....	.....	.....	.....	07	.....	.....	.....
Egypt, etc. ... ..	2,240	.....	.....	.....	.....	200	.....	.....	.....	.....
Bombay ... ..	8,472	.....	48	7,104	2,756	114	.....	77	772	349
United Kingdom ... ..	253,339	201,929	244,189	116,450	2,69,478	27,068	28,249	36,627	19,258	62,307
Mauritius ... ..	672	.....	.....	.....	.....	100	.....	.....	.....	.....
Other British Possessions ... ..	963	448	50	395	392	78	27	5	59	46
Calcutta ... ..	1,456	.....	.....	.....	.....	133	.....	.....	.....	.....
Perim ... ..	.....	.....	.....	445	.....	.....	.....	.....	67	.....
<b>TOTAL, BRITISH EMPIRE ... Lbs.</b>	<b>262,141</b>	<b>204,067</b>	<b>244,728</b>	<b>124,197</b>	<b>2,71,626</b>	<b>27,665</b>	<b>28,343</b>	<b>36,609</b>	<b>20,154</b>	<b>63,303</b>
<b>Gaiwan</b> ... ..	<b>.....</b>	<b>.....</b>	<b>1,120</b>	<b>.....</b>	<b>.....</b>	<b>.....</b>	<b>.....</b>	<b>400</b>	<b>.....</b>	<b>.....</b>
Other Foreign Countries ... ..	168	895	224	.....	11,978	28	54	40	.....	69
United States ... ..	.....	.....	.....	.....	53,845	.....	.....	.....	.....	12,409
<b>TOTAL, FOREIGN COUNTRIES ... Lbs.</b>	<b>168</b>	<b>895</b>	<b>1,344</b>	<b>.....</b>	<b>65,823</b>	<b>28</b>	<b>54</b>	<b>440</b>	<b>.....</b>	<b>12,478</b>
<b>TOTAL, BRITISH EMPIRE AND FOREIGN COUNTRIES ... Lbs.</b>	<b>262,809</b>	<b>204,962</b>	<b>246,072</b>	<b>124,197</b>	<b>232,449</b>	<b>27,714</b>	<b>28,397</b>	<b>37,049</b>	<b>20,154</b>	<b>75,780</b>
<i>Other Sorts (a) (L. J.)—</i>										
Zanzibar ... ..	.....	.....	.....	3,024	2,836	.....	.....	.....	73	163
India—Bombay ... ..	108,194	7,667	12,168	4,080	2,420	9,353	202	504	445	147
India—Calcutta ... ..	28,224	.....	.....	.....	12,384	300	.....	.....	.....	303
Other British Possessions ... ..	5,196	510	7	154	29	67	21	1	12	-1
United Kingdom ... ..	9,040	37,474	28,071	18,810	43,608	78	5,188	3,095	3,126	7,411
Egypt ... ..	.....	.....	.....	.....	1,680	.....	.....	.....	.....	207
<b>TOTAL, BRITISH EMPIRE ... Lbs.</b>	<b>139,654</b>	<b>45,651</b>	<b>40,236</b>	<b>26,018</b>	<b>64,178</b>	<b>9,793</b>	<b>5,411</b>	<b>4,200</b>	<b>3,656</b>	<b>8,222</b>
United States of America ... ..	2,036	.....	.....	7,028	4,466	157	.....	.....	487	671
Jeddah ... ..	.....	.....	.....	21,000	.....	.....	.....	.....	1,250	.....
Other Foreign Countries ... ..	.....	112	303	1,596	2,996	.....	3	20	78	61
<b>TOTAL, FOREIGN COUNTRIES ... Lbs.</b>	<b>2,036</b>	<b>112</b>	<b>303</b>	<b>29,624</b>	<b>7,462</b>	<b>157</b>	<b>3</b>	<b>20</b>	<b>1,825</b>	<b>632</b>
<b>TOTAL, BRITISH EMPIRE AND FOREIGN COUNTRIES ... Lbs.</b>	<b>141,690</b>	<b>45,763</b>	<b>40,539</b>	<b>55,642</b>	<b>71,633</b>	<b>9,950</b>	<b>5,414</b>	<b>4,220</b>	<b>5,481</b>	<b>8,854</b>
<b>TOTAL, TOBACCO ... Lbs.</b>	<b>9,080,474</b>	<b>10,008,204</b>	<b>10,317,270</b>	<b>3,774,425</b>	<b>10,016,886</b>	<b>192,530</b>	<b>315,702</b>	<b>332,782</b>	<b>143,967</b>	<b>383,434</b>
<i>Tollet requisites (not specified elsewhere (III P.))</i>										
Egypt ... ..	.....	.....	.....	.....	.....	.....	.....	.....	.....	227
United Kingdom ... ..	.....	.....	.....	.....	.....	524	1,169	2,195	2,632	3,236
Bombay ... ..	.....	.....	.....	.....	.....	421	653	1,494	910	1,322
Other British Possessions ... ..	.....	.....	.....	.....	.....	22	2	1	11	31
<b>TOTAL, BRITISH EMPIRE ... Value.</b>	<b>.....</b>	<b>.....</b>	<b>.....</b>	<b>.....</b>	<b>.....</b>	<b>967</b>	<b>1,834</b>	<b>3,690</b>	<b>3,543</b>	<b>4,606</b>
United States ... ..	.....	.....	.....	.....	.....	.....	178	.....	760	655
Djibout ... ..	.....	.....	.....	.....	.....	.....	.....	.....	72	.....
Egypt ... ..	.....	.....	.....	.....	.....	.....	.....	.....	.....	.....
Other Foreign Countries ... ..	.....	.....	.....	.....	.....	129	13	47	44	12
France ... ..	.....	.....	.....	.....	.....	.....	.....	.....	.....	256
<b>TOTAL, FOREIGN COUNTRIES ... Value.</b>	<b>.....</b>	<b>.....</b>	<b>.....</b>	<b>.....</b>	<b>.....</b>	<b>129</b>	<b>191</b>	<b>47</b>	<b>878</b>	<b>923</b>
<b>TOTAL, BRITISH EMPIRE AND FOREIGN COUNTRIES ... Value.</b>	<b>.....</b>	<b>.....</b>	<b>.....</b>	<b>.....</b>	<b>.....</b>	<b>1,096</b>	<b>2,015</b>	<b>3,737</b>	<b>4,419</b>	<b>5,789</b>



ARTICLES, AND COUNTRIES OF CONSIGNMENT.	QUANTITIES.					VALUE.				
	1916-1917.	1917-1918.	1918-1919.	1919-1920.	1920-1921.	1916-1917.	1917-1918.	1918-1919.	1919-1920.	1920-1921.
<b>Toys and requisites for Games and Sports including fishing tackle—</b>						£	£	£	£	£
<i>Toys (a) (III. P.)—</i>										
United Kingdom ... .. Value.						131	204	148	100	140
Bombay ... .. Value.						117	...	173	216	140
Other British Possessions ... .. Value.						1	61	...	...	16
<b>TOTAL, BRITISH EMPIRE ... Value.</b>						<b>249</b>	<b>265</b>	<b>321</b>	<b>316</b>	<b>156</b>
Japan ... .. Value.										
Germany ... .. Value.										
Other Foreign Countries ... .. Value.						8	...	...	21	10
<b>TOTAL, FOREIGN COUNTRIES ... Value.</b>						<b>8</b>	<b>...</b>	<b>...</b>	<b>21</b>	<b>10</b>
<b>TOTAL, BRITISH EMPIRE AND FOREIGN COUNTRIES ... Value.</b>						<b>257</b>	<b>265</b>	<b>319</b>	<b>337</b>	<b>176</b>
<b>Requisites for Games and Sports (excluding fire-arms, etc.) (b).</b>										
<i>Playing cards (i) (III. O)—</i>										
India—Bombay ... .. Value.						230	241	818	678	...
United Kingdom ... .. Value.						100	...	...	...	...
Other British Possessions ... .. Value.						...	33	68	41	30
<b>TOTAL, BRITISH EMPIRE ... Value.</b>						<b>330</b>	<b>274</b>	<b>886</b>	<b>719</b>	<b>30</b>
Austria ... .. Value.									183	...
United States ... .. Value.									128	...
Italy ... .. Value.									105	...
Other Foreign Countries ... .. Value.						48	...	...	19	78
<b>TOTAL, FOREIGN COUNTRIES ... Value.</b>						<b>48</b>	<b>...</b>	<b>...</b>	<b>307</b>	<b>78</b>
<b>TOTAL, BRITISH EMPIRE AND FOREIGN COUNTRIES ... Value.</b>						<b>378</b>	<b>274</b>	<b>886</b>	<b>1026</b>	<b>378</b>
<i>Other cards (ii) (III. O)—</i>										
Egypt ... .. Value.									100	...
Zanzibar ... .. Value.									81	...
United Kingdom ... .. Value.						110	643	235	197	1,013
India—Bombay ... .. Value.						...	60	65	571	311
Other British Possessions ... .. Value.						54	...	...	43	17
<b>TOTAL, BRITISH EMPIRE ... Value.</b>						<b>164</b>	<b>703</b>	<b>300</b>	<b>811</b>	<b>1,341</b>
Norway ... .. Value.									130	...
Germany ... .. Value.									110	...
Other Foreign Countries ... .. Value.						18	40	18	61	110
<b>TOTAL, FOREIGN COUNTRIES ... Value.</b>						<b>18</b>	<b>40</b>	<b>18</b>	<b>271</b>	<b>220</b>
<b>TOTAL, BRITISH EMPIRE AND FOREIGN COUNTRIES ... Value.</b>						<b>182</b>	<b>743</b>	<b>318</b>	<b>1,082</b>	<b>1,561</b>
<b>Umbrellas and Umbrella fittings—</b>										
<i>Umbrellas complete including parasols and Sunshades (a) (III. P.)</i>										
United Kingdom ... .. Nos.				612	...				158	...
India—Bombay ... .. Nos.	3,980	3,225	5,088	2,483	1,436	835	603	773	804	253
Other British Possessions ... .. Nos.	108	...	263	36	234	14	...	66	6	74
<b>TOTAL, BRITISH EMPIRE ... Nos.</b>	<b>4,096</b>	<b>3,225</b>	<b>5,351</b>	<b>2,519</b>	<b>1,670</b>	<b>849</b>	<b>603</b>	<b>839</b>	<b>810</b>	<b>327</b>
<i>Umbrella fittings—</i>										
Other British Possessions ... .. Value.									2	...
<b>TOTAL, BRITISH EMPIRE Cwt.</b>									<b>2</b>	<b>...</b>
Austria ... .. Nos.					370				...	61
Greece ... .. Nos.					30				...	60
Other Foreign Countries ... .. Nos.	403	...	...	...	...				...	...
Italy ... .. Nos.					600	20	...	...	...	133
<b>TOTAL, FOREIGN COUNTRIES ... Nos.</b>	<b>403</b>	<b>...</b>	<b>...</b>	<b>...</b>	<b>600</b>	<b>20</b>	<b>...</b>	<b>...</b>	<b>...</b>	<b>133</b>
<b>TOTAL, BRITISH EMPIRE AND FOREIGN COUNTRIES ... Nos.</b>	<b>4,500</b>	<b>3,225</b>	<b>5,951</b>	<b>3,021</b>	<b>2,270</b>	<b>870</b>	<b>603</b>	<b>839</b>	<b>810</b>	<b>460</b>
<b>Wax of all kinds other than paraffin wax (excluding) Candles (II. G.)—</b>										
Perum ... .. Cwt.					12				213	91
United Kingdom ... .. Cwt.					82	67	...	...	...	271
Swatin, etc. ... .. Cwt.	10	...	...	...	...	16	...	13	51	13
Other British Possessions ... .. Cwt.	28	...	...	...	1	...	...	...	...	...
<b>TOTAL, BRITISH EMPIRE ... Cwt.</b>	<b>38</b>	<b>...</b>	<b>...</b>	<b>...</b>	<b>65</b>	<b>83</b>	<b>...</b>	<b>226</b>	<b>51</b>	<b>274</b>

No. 7—continued.

682 TOTAL QUANTITIES and VALUE of ARTICLES IMPORTED—continued.

ARTICLES, AND COUNTRIES OF CONSIGNMENT.	QUANTITIES					VALUE.				
	1916-1917.	1917-1918.	1918-1919.	1919-1920.	1920-1921.	1916-1917.	1917-1918.	1918-1919.	1919-1920.	1920-1921.
<b>Wax of all kinds, other than Paraffin wax (excluding Candles) (H. G.)—continued.</b>						£	£	£	£	
Germany ... Cwt.	366					1,075				
Mossawah ... 50										
Egypt, etc. ... 12										
Mocha ... 22										
Djibouti ... 22	1,073	4,337	1,150	3,864	208	6,166	33,410	7,073	25,086	753
France ... 22										
Other Foreign Countries ... 22	1	5	2	13	5	6	27	4	66	19
Jeddah ... 22										
Coadah, etc. ... 22										
<b>TOTAL, FOREIGN COUNTRIES ... Cwt.</b>	<b>1,340</b>	<b>4,342</b>	<b>1,152</b>	<b>3,882</b>	<b>213</b>	<b>7,246</b>	<b>33,437</b>	<b>7,077</b>	<b>25,152</b>	<b>771</b>
<b>TOTAL, BRITISH EMPIRE AND FOREIGN COUNTRIES ... Cwt.</b>	<b>1,378</b>	<b>4,342</b>	<b>1,191</b>	<b>3,890</b>	<b>278</b>	<b>7,329</b>	<b>33,437</b>	<b>7,301</b>	<b>25,203</b>	<b>1,116</b>
<b>Wood and Timber—</b>										
<b>Timber other than Railway Sleepers—</b>										
<b>Deal and pine wood (a) (H. L.)—</b>										
Calcutta ... C. Tons.	19					135				
Perim ... 22				8					103	
United Kingdom ... 22	49		6	51	41	772		78	944	742
Rombay ... 22	143			17	6	1,232			320	100
Other British Possessions ... 22	1	1	6	12	10	5	20	24	21	80
<b>TOTAL, BRITISH EMPIRE ... C. Tons.</b>	<b>213</b>	<b>1</b>	<b>12</b>	<b>68</b>	<b>57</b>	<b>2,144</b>	<b>20</b>	<b>102</b>	<b>1,387</b>	<b>922</b>
Italy ... C. Tons.				16	213				104	1,207
Other Foreign Countries ... 22				16	1				40	43
Mossawah ... 27				123	96				1,713	333
Austria ... 22					39					337
United States ... 22										
<b>TOTAL, FOREIGN COUNTRIES ... C. Tons.</b>				<b>154</b>	<b>386</b>				<b>1,867</b>	<b>3,720</b>
<b>TOTAL, BRITISH EMPIRE AND FOREIGN COUNTRIES ... C. Tons.</b>	<b>213</b>	<b>1</b>	<b>12</b>	<b>243</b>	<b>445</b>	<b>2,144</b>	<b>20</b>	<b>102</b>	<b>3,254</b>	<b>4,642</b>
<b>Jarrah wood (b) (H. L.)—</b>										
Bombay ... C. Tons.										
Other British Possessions ... 22										
<b>TOTAL, BRITISH EMPIRE ... C. Tons.</b>										
Other Foreign Countries ... C. Tons.										
<b>TOTAL, FOREIGN COUNTRIES ... C. Tons.</b>										
<b>TOTAL, BRITISH EMPIRE AND FOREIGN COUNTRIES ... C. Tons.</b>										
<b>Trek wood (c) (H. L.)—</b>										
United Kingdom ... C. Tons.	5					177				
Nutch, etc. ... 22										
Straits Settlements ... 22										
India—Bombay ... 22	40	5	10	23	118	504	100	239	387	1,550
Other British Possessions ... 22				3					14	
Malabar Coast ... 22					18					133
<b>TOTAL, BRITISH EMPIRE ... C. Tons.</b>	<b>45</b>	<b>5</b>	<b>10</b>	<b>24</b>	<b>136</b>	<b>681</b>	<b>100</b>	<b>239</b>	<b>411</b>	<b>1,683</b>
Tonkin ... C. Tons.			5					67		
Other Foreign Countries ... 22			1	3	3			13	40	19
<b>TOTAL, FOREIGN COUNTRIES ... C. Tons.</b>			<b>6</b>	<b>3</b>	<b>3</b>			<b>80</b>	<b>40</b>	<b>19</b>
<b>TOTAL, BRITISH EMPIRE AND FOREIGN COUNTRIES ... C. Tons.</b>	<b>45</b>	<b>5</b>	<b>16</b>	<b>27</b>	<b>139</b>	<b>681</b>	<b>100</b>	<b>319</b>	<b>451</b>	<b>1,702</b>
<b>Other Timber (d) (H. L.)—</b>										
Egypt ... C. Tons.		31	45							
Somaliland ... 22	55	12			49	168	77	368		115
United Kingdom ... 22	44			12	18	258			145	359
Perim ... 22	33			21		101			81	
Zanzibar and Pemba ... 22	742		112	200		2,766		1,215	1,508	
Straits Settlements ... 22					230					2,937
India—Bombay ... 22	60	50	68	36	454	323	2,977	1,400	891	5,170
India—Calcutta ... 22	64					257				
India—Malabar Coast ... 22	108	120	36	126	224	1,079	865	655	3,879	1,667
India—Cutch ... 22				52					453	
Madras other Ports ... 22		25					620			
Other British Possessions ... 22		10	15	4	6		41	113	19	
<b>TOTAL, BRITISH EMPIRE ... C. Tons.</b>	<b>1,065</b>	<b>308</b>	<b>230</b>	<b>543</b>	<b>1,030</b>	<b>6,009</b>	<b>4,744</b>	<b>3,751</b>	<b>6,971</b>	<b>10,321</b>

TOTAL QUANTITIES and VALUE of ARTICLES IMPORTED—continued.

ARTICLES, AND COUNTRIES OF CONSIGNMENT.	QUANTITIES					VALUE				
	1916-1917.	1917-1918.	1918-1919.	1919-1920.	1920-1921.	1916-1917.	1917-1918.	1918-1919.	1919-1920.	1920-1921.
<b>Wood and Timber—continued.</b>										
<i>Other Timber (d) (II. I.)—continued.</i>										
Tonkin ... .. C. Tons.			46					631		
Djibouti ... .. "	88				200	89				2,061
Mossawah ... .. "				10	206				130	1,639
Italy ... .. "				4	38				100	433
Arabian Gulf Ports ... .. "	168	153	23	151	284	608	2,183	708	2,078	4,316
United States ... .. "					59					1,043
Independent Somali Ports ... .. "	1,063	818	67	264	149	2,008	583	2,136	871	810
Austria ... .. "					64					174
Other Foreign Countries ... .. "	20	15	7	3	42	87	73	20	54	131
Kamaran and Furan ... .. "										
<b>TOTAL, FOREIGN COUNTRIES ... C. Tons.</b>	<b>1,266</b>	<b>496</b>	<b>263</b>	<b>428</b>	<b>1,161</b>	<b>2,696</b>	<b>2,647</b>	<b>4,961</b>	<b>2,830</b>	<b>12,754</b>
<b>TOTAL, BRITISH EMPIRE AND FOREIGN COUNTRIES ... C. Tons.</b>	<b>2,378</b>	<b>794</b>	<b>1,568</b>	<b>673</b>	<b>2,191</b>	<b>9,908</b>	<b>7,891</b>	<b>8,028</b>	<b>10,161</b>	<b>22,408</b>
<b>Wood—</b>										
<i>Firewood (a) (II. I.)</i>										
Somaliland ... .. Tons.	473	306	577		138	293	218	745		185
Other British Possessions ... .. "	13			44	26	13			87	80
<b>TOTAL, BRITISH EMPIRE ... Tons.</b>	<b>486</b>	<b>306</b>	<b>577</b>	<b>44</b>	<b>164</b>	<b>411</b>	<b>218</b>	<b>745</b>	<b>87</b>	<b>265</b>
Independent Somali Ports ... .. Tons.	4,056	3,734	1,986	1,269	634	2,542	2,310	2,223	1,218	770
Mokha ... .. "				90	61				107	76
Arabian Gulf Ports ... .. "	1,208	263	323	268	1,338	560	686	419	811	1,797
Other Foreign Countries ... .. "	70	9	78	23	10	48	17	64	20	10
<b>TOTAL, FOREIGN COUNTRIES ... Tons.</b>	<b>5,419</b>	<b>4,135</b>	<b>2,477</b>	<b>1,779</b>	<b>2,241</b>	<b>4,189</b>	<b>4,026</b>	<b>2,985</b>	<b>1,796</b>	<b>2,661</b>
<b>TOTAL, BRITISH EMPIRE AND FOREIGN COUNTRIES ... Tons.</b>	<b>5,908</b>	<b>4,241</b>	<b>2,941</b>	<b>1,823</b>	<b>2,405</b>	<b>4,640</b>	<b>4,241</b>	<b>3,430</b>	<b>1,796</b>	<b>2,926</b>
<i>Ebony (b) (II. I.)—</i>										
Other British Possessions ... .. Value.										9
<b>TOTAL, BRITISH EMPIRE ... Value.</b>										<b>9</b>
<i>Ornamental Wood Sandal (c) (II. I.)—</i>										
India—Bombay ... .. Tons.				7	18	991	241	766	1,668	614
Other British Possessions ... .. "						13				13
<b>TOTAL, BRITISH EMPIRE ... Tons.</b>				<b>7</b>	<b>18</b>	<b>1,004</b>	<b>241</b>	<b>766</b>	<b>1,668</b>	<b>627</b>
Other Foreign Countries ... .. "				25		5			3	
Arabian Gulf Ports ... .. "				117				81		
<b>TOTAL, FOREIGN COUNTRIES ... Value.</b>				<b>142</b>		<b>5</b>		<b>81</b>	<b>3</b>	
<b>TOTAL, BRITISH EMPIRE AND FOREIGN COUNTRIES ... Value.</b>				<b>156</b>		<b>1,009</b>	<b>241</b>	<b>847</b>	<b>1,671</b>	<b>627</b>
<i>Other kinds (d) (II. I.)—</i>										
United Kingdom ... .. Value.										
Somaliland ... .. "										
Other British Possessions ... .. "										
Bombay ... .. "										
<b>TOTAL, BRITISH EMPIRE ... Value.</b>										
German East Africa ... .. Value.										
Independent Somali Ports ... .. "										
Other Foreign Countries ... .. "										
<b>TOTAL, FOREIGN COUNTRIES ... Value.</b>										
<b>TOTAL, BRITISH EMPIRE AND FOREIGN COUNTRIES ... Value.</b>										

No. 7—continued.

684 TOTAL QUANTITIES and VALUE of ARTICLES IMPORTED—continued.

ARTICLES, AND COUNTRIES OF CONSIGNMENT.	QUANTITIES.					VALUE.				
	1916-1917.	1917-1918	1918-1919.	1919-1920.	1920-1921.	1916-1917.	1917-1918.	1918-1919.	1919-1920.	1920-1921.
<b>WOOD—continued.</b>										
<i>Manufactures of wood, other than furniture and Cabinware (c) (LL I)—</i>										
Egypt ... .. Value.										107
United Kingdom ... .. Value.						174		129	94	377
India—Bombay ... .. Value.						128		188	631	200
—Malabar Coast ... .. Value.										
Other British Possessions ... .. Value.						30	115	26	41	69
<b>TOTAL, BRITISH EMPIRE ... Value.</b>						<b>339</b>	<b>115</b>	<b>261</b>	<b>956</b>	<b>753</b>
Italy ... .. Value.							100			
Arabian Gulf Ports ... .. Value.									132	
France ... .. Value.										
Other Foreign Countries ... .. Value.						31	4	3	81	109
<b>TOTAL, FOREIGN COUNTRIES ... Value.</b>						<b>34</b>	<b>104</b>	<b>3</b>	<b>216</b>	<b>109</b>
<b>TOTAL, BRITISH EMPIRE AND FOREIGN COUNTRIES ... Value.</b>						<b>373</b>	<b>219</b>	<b>264</b>	<b>1,172</b>	<b>862</b>
<b>TOTAL VALUE OF WOOD AND WOOD MANUFACTURES ... Value.</b>						<b>18,955</b>	<b>12,418</b>	<b>13,074</b>	<b>18,719</b>	<b>37,317</b>
<b>Articles imported by post (IV)—</b>										
British Somaliland ... .. Value.										
Egypt ... .. Value.						1,748	673	461	370	1,388
United Kingdom ... .. Value.						6,978	1,376	283	10,609	28,100
Gibraltar ... .. Value.										
British East Africa ... .. Value.									994	508
Zanzibar ... .. Value.						340	148	163		
Straits Settlements ... .. Value.						1,833	433		580	1,448
Australia ... .. Value.						133	2,816			
India—Bombay ... .. Value.						20,682	105,076	31,994	63,639	70,958
Other British Possessions ... .. Value.						63	81	23		
<b>TOTAL, BRITISH EMPIRE ... Value.</b>						<b>31,777</b>	<b>110,676</b>	<b>32,929</b>	<b>79,776</b>	<b>107,774</b>
Italian East Africa ... .. Value.							287		714	363
France ... .. Value.										
Italy ... .. Value.						355				
Spain ... .. Value.										
Egypt ... .. Value.										
China ... .. Value.						235	240		661	420
Japan ... .. Value.						285				
Djibouti ... .. Value.									712	2,438
Mossawah ... .. Value.										
Portuguese East Africa ... .. Value.										
Madagascar ... .. Value.						93				
German East Africa ... .. Value.										
Other Foreign Countries ... .. Value.						105	75	26		
<b>TOTAL, FOREIGN COUNTRIES ... Value.</b>						<b>975</b>	<b>672</b>	<b>26</b>	<b>2,087</b>	<b>3,265</b>
<b>TOTAL, BRITISH EMPIRE AND FOREIGN COUNTRIES ... Value.</b>						<b>32,752</b>	<b>111,348</b>	<b>32,955</b>	<b>81,863</b>	<b>111,039</b>
<b>All other Articles of Merchandise—</b>										
<i>Unmanufactured (II J)—</i>										
Egypt ... .. Value.									75	
United Kingdom ... .. Value.									408	
British Somaliland ... .. Value.										
Bombay—India ... .. Value.										4,315
Gulf of Outeh ... .. Value.								83		
Malabar Coast ... .. Value.										130
Other British Possessions ... .. Value.						69	13	77	40	118
<b>TOTAL, BRITISH EMPIRE ... Value.</b>						<b>69</b>	<b>378</b>	<b>1,401</b>	<b>2,168</b>	<b>4,563</b>
Golan ... .. Value.						107		246		
Hodeida ... .. Value.										
Independent Somali Ports ... .. Value.										
Djibouti ... .. Value.						94	71			
Dunakhl Ports ... .. Value.								310	151	191
Mocha and Adjacent Ports ... .. Value.						301	137		349	441
Arabian Gulf Ports ... .. Value.						252		60		579
Mossawah ... .. Value.									244	236
Other Foreign Countries ... .. Value.						13	68	68	124	101
<b>TOTAL, FOREIGN COUNTRIES ... Value.</b>						<b>769</b>	<b>336</b>	<b>743</b>	<b>608</b>	<b>1,560</b>
<b>TOTAL, BRITISH EMPIRE AND FOREIGN COUNTRIES ... Value.</b>						<b>838</b>	<b>664</b>	<b>2,144</b>	<b>3,036</b>	<b>6,113</b>

TOTAL QUANTITIES and VALUE of ARTICLES IMPORTED—continued.

ARTICLES, AND COUNTRIES OF CONSIGNMENT.	QUANTITIES.					VALUE.				
	1916-1917.	1917-1918.	1918-1919.	1919-1920.	1920-1921.	1916-1917.	1917-1918.	1918-1919.	1919-1920.	1920-1921.
All other Articles— Manufactured (III P)— United Kingdom						100	123	207	226	279
British Somaliland						74		79	200	600
Straits Settlements										
Egypt, etc.								87		108
Zanzibar and Pemba										
Bombay—India						126	120	200	200	1,283
Calcutta—										
Malta										
Gulf of Cutch										
Other British Possessions						3	20		18	12
<b>TOTAL, BRITISH EMPIRE</b>						<b>312</b>	<b>263</b>	<b>706</b>	<b>1,043</b>	<b>2,782</b>
Gaisan						633	666	1,719	2,180	
France										74
Austria										
Italy										
Independent Somali Ports									903	483
Japan										
China										
Mosawah										
Djibouti									91	98
Turkey in Asia										
Konfiah										
Hedeida									221	291
Dunakil Ports									116	114
Mocha and Adjacent Ports						262			1,421	282
Arabian Gulf Ports						608	106	264	216	272
Kamaran									20	
Lohia										
Other Foreign Countries						110	42	27	20	120
<b>TOTAL, FOREIGN COUNTRIES</b>						<b>1,769</b>	<b>812</b>	<b>2,030</b>	<b>2,626</b>	<b>2,308</b>
<b>TOTAL, BRITISH EMPIRE AND FOREIGN COUNTRIES</b>						<b>2,075</b>	<b>901</b>	<b>2,736</b>	<b>3,669</b>	<b>5,115</b>
Grand Total, Value of Merchandise Imported (exclusive of Government Stores)—										
Hongkong										27
British East Africa							154		204	220
Egypt						44,270	41,217	54,711	27,120	61,222
Natal						12,420	21,420	225,120		24,912
United Kingdom						240,224	262,026	652,708	609,140	720,716
Suakin, etc.						1,022	121		20,076	1,742
Malta						220				
Somaliland						226,272	212,201	226,222	226,720	147,022
Zanzibar and Pemba						22,272	22,220	224,222	272,122	222,220
Mauritius and Dependencies						412				
Reunion						1,722	1,122	222	1,722	2,222
Ceylon						1,222	1,277	2,222	2,222	2,222
Straits Settlements						22,222	2,222	1,222	1,722	12,222
Australia						227	2,222	1		
India—Bombay						2,022,122	2,021,212	2,772,274	2,222,222	2,222,171
—Calcutta						122,222	22,222	222	22,272	174,222
—Karachi						22,222	2,222	12,717	22,222	122,221
—Madras						122				
—Madras, Other Ports						122	222			
—Malabar Coast						2,112	2,017	2,222	4,771	4,722
—Ootch								222	1,222	122
—Burmah, Other Ports										
—Burmah, Rangoon										
Other British Possessions							24	24	22	22
Gibraltar						222	221		221	222
Seychelles						221	220			222
<b>TOTAL, BRITISH EMPIRE</b>						<b>2,214,222</b>	<b>2,271,272</b>	<b>4,222,222</b>	<b>2,271,221</b>	<b>2,222,272</b>

TOTAL QUANTITIES and VALUE of ARTICLES IMPORTED—continued.

ARTICLES, AND COUNTRIES OF CONSIGNMENT.	QUANTITIES.					VALUE.				
	1916-1917.	1917-1918.	1918-1919.	1919-1920.	1920-1921.	1916-1917.	1917-1918.	1918-1919.	1919-1920.	1920-1921.
<i>Gr. and Total Value of Merchandise Imported (exclusive of Government Stores)—continued.</i>						£	£	£	£	£
Austria						2,890	113		668	15,407
France						21,419	3,053	2,959	15,237	13,373
Germany										3,289
Belgium									2,059	61,704
Holland						160				1,376
Siam										
Italy						20,303	10,070	3,311	11,549	25,738
Spain						106	131	205	100	
Tonkin										
Turkey in Europe										
Greece										
Bahrein Island						843	214		487	1,002
Other Countries in Europe—									2,338	335
Mossawah										
Dunkali Coast						17,566	11,487	11,137	73,301	44,105
Independent Small Ports						7,878	9,711	7,332	14,655	6,477
Portuguese East Africa						73,475	57,778	59,510	89,172	89,198
Italian East Africa										258
German East Africa						45,387	12,878	12,678	143,316	72,836
Mozambique										253
Northern Africa						174,911	170,297	171,343	100,191	127,077
Madagascar										
Egypt, etc.						612	140	170		
United States of America										
Jeddah						229,213	89,246	15,589	652,973	501,607
Konfah						5,011		4,520	5,020	3,004
Sweden										970
Denmark						4,918		712	839	6,994
Switzerland						516				89
Gaza						230				
Lahia						248,007	258,293	155,570	319,572	15,747
Hodaidah									243	
Islands of Farsan, etc.								433	79,170	140,164
Arabian Gulf Ports						13,234	6,774	4,909	3,004	310
Muskat						87,789	93,721	139,442	136,074	167,472
China						0,053	4,344	7,396	17,735	10,935
Japan						6,478	2,960	491	1,010	12,334
Java						7,148	478		922	918
Forma						133			68	4,083
Turkey in Asia						25,928	15,033	0,743		
Asiatic Turkey Persian Gulf						52,114	27,752	13,577	78	
Other Foreign Countries in Asia									125,850	236,207
Djibouti							144			
Mokha						474,500	418,503	323,591	507,583	256,827
Sumatra						20,997			71,889	62,173
Other Foreign Countries						5,066				
Philippines						58			83	97
Norway						293		301		
Portugal						123				363
<b>TOTAL, FOREIGN COUNTRIES ... Value.</b>										532
<b>TOTAL, BRITISH EMPIRE AND FOREIGN COUNTRIES ... Value.</b>						1,546,248	1,193,133	935,711	2,782,623	1,866,363
<b>Treasure—</b>						4,860,616	4,084,758	5,135,209	6,580,474	5,775,443
<b>Gold—</b>										
Egypt										269
Straits Settlements										
Australia						760				
Zanzibar										
United Kingdom						2,166			501	
Somaliland									100	
Perth						106			60	

GENERAL IMPORTS.

SEA-BORNE TRADE.

No. 7—continued.

TOTAL QUANTITIES and VALUE of ARTICLES IMPORTED—continued.

687

ARTICLES, AND COUNTRIES OF CONSIGNMENT.	QUANTITIES.					VALUE.				
	1916-1917.	1917-1918.	1918-1919.	1919-1920.	1920-1921.	1916-1917.	1917-1918.	1918-1919.	1919-1920.	1920-1921.
<b>TREASURY—continued.</b>										
<i>Gold—continued.</i>										
Other British Possessions ... ..Value.							32	30		
Suakin, etc. ... ..Value.						300				
India—Bombay ... ..Value.						473				
<b>TOTAL, BRITISH EMPIRE ...Value.</b>						<b>772</b>	<b>32</b>	<b>30</b>	<b>1,810</b>	<b>761</b>
Dunkali Ports ... ..Value.										
Gaizan ... ..Value.						41,169	43,732	36,061	4,749	2,375
Austria ... ..Value.										
Mossawah ... ..Value.						371			600	644
Egypt, etc. ... ..Value.						150				
Jeddah ... ..Value.						29,043	18,739			3,073
Hodaidah ... ..Value.									600	24,713
Mokha ... ..Value.						3,061				3,337
Arabian Gulf Ports ... ..Value.						1,643	2,058	6,039		75
Lohia ... ..Value.										
Djibouti ... ..Value.								10,000		
Italian East Africa ... ..Value.						30			4,100	
Italy ... ..Value.										
Kamran and Fusan ... ..Value.							1,003		83	
Konddah ... ..Value.										
Other Foreign Countries ... ..Value.						21				
<b>TOTAL, FOREIGN COUNTRIES ...Value.</b>						<b>79,439</b>	<b>68,608</b>	<b>39,270</b>	<b>9,780</b>	<b>31,614</b>
<b>TOTAL, BRITISH EMPIRE AND FOREIGN COUNTRIES ...Value.</b>						<b>80,211</b>	<b>68,640</b>	<b>39,300</b>	<b>11,000</b>	<b>34,894</b>
<i>Silver—</i>										
Egypt ... ..Value.							123		873	1,694
Suakin ... ..Value.						367				
United Kingdom ... ..Value.										
Somaliand ... ..Value.						20,300	20,143	16,377	3,997	42,447
Zanzibar and Pemba ... ..Value.						2,079	627			
Pegon ... ..Value.						118			1,943	
India—Bombay ... ..Value.								5,687		
Other British Possessions ... ..Value.										
India—Kasch ... ..Value.										
<b>TOTAL, BRITISH EMPIRE ...Value.</b>						<b>22,767</b>	<b>27,943</b>	<b>19,764</b>	<b>6,708</b>	<b>44,341</b>
Italy ... ..Value.						300				1,667
Konddah ... ..Value.										
Turkey in Asia ... ..Value.										
Djibouti ... ..Value.						89,222	61,333	21,210	124,469	
Muskat ... ..Value.										120,706
Arabian Gulf Ports ... ..Value.						60,425	64,309	78,443	18,077	97,045
Mokha ... ..Value.						3,110			22,791	31,359
Hodaidah ... ..Value.								2,717	40,343	126,346
Islands of Fusan ... ..Value.						1,318	12,308	3,430	150	
Austria ... ..Value.										247
Mossawah ... ..Value.						758		390	1,349	22,346
Dunkali Coast ... ..Value.						6,770	1,064		187	776
Independent Somali Ports ... ..Value.						117		100		
Italian East Africa ... ..Value.						4,340		694	3,168	12,749
Egypt, etc. ... ..Value.										
Madagascar ... ..Value.							3,546	2,564	6,712	13,169
Jeddah ... ..Value.						181,136	119,408	11,701	1,368	17,803
Gaizan ... ..Value.										
Lohia ... ..Value.										
Other Foreign Countries ... ..Value.										
Persia ... ..Value.										
<b>TOTAL, FOREIGN COUNTRIES ...Value.</b>						<b>329,199</b>	<b>237,470</b>	<b>121,343</b>	<b>370,977</b>	<b>609,911</b>
<b>TOTAL, BRITISH EMPIRE AND FOREIGN COUNTRIES ...Value.</b>						<b>434,148</b>	<b>336,913</b>	<b>189,616</b>	<b>627,010</b>	<b>813,914</b>
<b>TOTAL VALUE OF PRIVATE TREASURY ...Value.</b>										
<b>TOTAL VALUE OF PRIVATE MERCHANTS ...Value.</b>						<b>4,460,606</b>	<b>4,074,788</b>	<b>5,195,297</b>	<b>6,229,676</b>	<b>5,773,449</b>
<b>GRAND TOTAL, PRIVATE MERCHANTS AND TREASURY ...Value.</b>						<b>5,294,749</b>	<b>4,397,547</b>	<b>5,385,913</b>	<b>6,829,686</b>	<b>6,573,244</b>

TOTAL QUANTITIES and VALUE of ARTICLES EXPORTED.

ARTICLES AND COUNTRIES OF FINAL DESTINATION.	QUANTITIES.					VALUE.				
	1916-1917.	1917-1918.	1918-1919.	1919-1920.	1920-1921.	1916-1917.	1917-1918.	1918-1919.	1919-1920.	1920-1921.
<b>Animals, Living--</b>						£	£	£	£	£
<b>Cattle (including Sheep and Goats) (a) (IV) -</b>										
Cutch and Kathiawar ... Nos.	.....	.....	49	136	.....	.....	.....	158	246	.....
Other British Possessions ... Nos.	18	28	.....	2	.....	31	25	.....	8	.....
Perim ... Nos.	44	.....	.....	.....	.....	173	.....	.....	.....	.....
<b>TOTAL, BRITISH EMPIRE ... Nos.</b>	<b>57</b>	<b>28</b>	<b>49</b>	<b>138</b>	<b>.....</b>	<b>194</b>	<b>25</b>	<b>158</b>	<b>249</b>	<b>.....</b>
Egypt, etc. ... Nos.	.....	.....	.....	.....	.....	.....	.....	.....	.....	.....
Other Foreign Countries ... Nos.	.....	.....	.....	2	.....	.....	.....	.....	8	.....
<b>TOTAL, FOREIGN COUNTRIES ... Nos.</b>	<b>.....</b>	<b>.....</b>	<b>.....</b>	<b>2</b>	<b>.....</b>	<b>.....</b>	<b>.....</b>	<b>.....</b>	<b>8</b>	<b>.....</b>
<b>TOTAL, BRITISH EMPIRE AND FOREIGN COUNTRIES ... Nos.</b>	<b>57</b>	<b>28</b>	<b>49</b>	<b>140</b>	<b>.....</b>	<b>194</b>	<b>25</b>	<b>158</b>	<b>257</b>	<b>.....</b>
<b>Horses (b) (IV) -</b>										
Soakin and Ports Soudan ... Nos.	.....	.....	.....	.....	3	.....	.....	.....	.....	100
India - Bombay ... Nos.	.....	.....	.....	.....	.....	.....	.....	.....	.....	.....
Other British Possessions ... Nos.	1	2	2	3	.....	17	13	8	23	.....
<b>TOTAL, BRITISH EMPIRE ... Nos.</b>	<b>1</b>	<b>2</b>	<b>2</b>	<b>3</b>	<b>3</b>	<b>17</b>	<b>13</b>	<b>8</b>	<b>23</b>	<b>100</b>
Arabian Gulf Ports ... Nos.	.....	.....	.....	10	.....	.....	.....	.....	333	.....
Egypt, etc. ... Nos.	.....	.....	.....	.....	.....	.....	.....	.....	.....	.....
German East Africa ... Nos.	.....	.....	.....	.....	.....	.....	.....	.....	.....	.....
Other Foreign Countries ... Nos.	1	.....	1	.....	2	20	.....	27	.....	13
<b>TOTAL, FOREIGN COUNTRIES ... Nos.</b>	<b>1</b>	<b>.....</b>	<b>1</b>	<b>10</b>	<b>2</b>	<b>20</b>	<b>.....</b>	<b>27</b>	<b>333</b>	<b>13</b>
<b>TOTAL, BRITISH EMPIRE AND FOREIGN COUNTRIES ... Nos.</b>	<b>2</b>	<b>2</b>	<b>3</b>	<b>13</b>	<b>5</b>	<b>37</b>	<b>13</b>	<b>35</b>	<b>355</b>	<b>113</b>
<b>Sheep and Goats (c) (IV) -</b>										
Perim ... Nos.	773	.....	.....	.....	96	412	.....	.....	.....	99
Egypt ... Nos.	.....	.....	.....	.....	573	.....	.....	.....	.....	507
Other British Possessions ... Nos.	16	19	23	75	11	5	7	13	25	7
<b>TOTAL, BRITISH EMPIRE ... Nos.</b>	<b>799</b>	<b>19</b>	<b>33</b>	<b>75</b>	<b>692</b>	<b>417</b>	<b>7</b>	<b>13</b>	<b>25</b>	<b>703</b>
Egypt, etc. ... Nos.	.....	.....	.....	.....	.....	.....	.....	.....	.....	.....
Arabian Gulf Ports ... Nos.	.....	.....	.....	.....	.....	.....	.....	.....	.....	.....
Other Foreign Countries ... Nos.	10	.....	.....	.....	13	7	.....	.....	.....	7
Jeddah ... Nos.	.....	.....	.....	.....	.....	.....	.....	.....	.....	.....
<b>TOTAL, FOREIGN COUNTRIES ... Nos.</b>	<b>10</b>	<b>.....</b>	<b>.....</b>	<b>.....</b>	<b>13</b>	<b>7</b>	<b>.....</b>	<b>.....</b>	<b>.....</b>	<b>7</b>
<b>TOTAL, BRITISH EMPIRE AND FOREIGN COUNTRIES ... Nos.</b>	<b>799</b>	<b>19</b>	<b>33</b>	<b>75</b>	<b>692</b>	<b>424</b>	<b>7</b>	<b>13</b>	<b>25</b>	<b>709</b>
<b>Other kinds (d) (IV) -</b>										
Somaland ... Nos.	.....	.....	.....	.....	.....	.....	.....	.....	.....	.....
Zambiar and Pamba ... Nos.	.....	.....	.....	.....	.....	.....	.....	.....	.....	.....
Perim ... Nos.	.....	.....	.....	10	.....	.....	.....	.....	133	.....
Egypt ... Nos.	.....	.....	.....	.....	34	.....	.....	.....	.....	327
India - Bombay ... Nos.	.....	.....	.....	.....	.....	.....	.....	.....	.....	.....
Cutch ... Nos.	.....	.....	.....	.....	.....	.....	.....	.....	.....	.....
Other British Possessions ... Nos.	20	27	65	9	105	3	30	65	38	63
<b>TOTAL, BRITISH EMPIRE ... Nos.</b>	<b>20</b>	<b>27</b>	<b>65</b>	<b>19</b>	<b>139</b>	<b>3</b>	<b>30</b>	<b>65</b>	<b>171</b>	<b>265</b>



GENERAL EXPORTS.

SEA-BORNE TRADE.

No. 8—continued.

TOTAL QUANTITIES and VALUE of ARTICLES EXPORTED—continued.

689

ARTICLES, AND COUNTRIES OF FINAL DESTINATION.	QUANTITIES.					VALUE.				
	1916-1917.	1917-1918.	1918-1919.	1919-1920.	1920-1921.	1916-1917.	1917-1918.	1918-1919.	1919-1920.	1920-1921.
Animals, Living—continued.										
Other birds (d) (IV)—continued.										
Arabian Gulf Ports ... Nos.					37					371
German East Africa ... Nos.										
Other Foreign Countries ... Nos.	8	6	4	4	7	53	31	37	61	53
<b>TOTAL, FOREIGN COUNTRIES ... Nos.</b>	<b>8</b>	<b>6</b>	<b>4</b>	<b>4</b>	<b>30</b>	<b>53</b>	<b>31</b>	<b>37</b>	<b>61</b>	<b>36</b>
<b>TOTAL, BRITISH EMPIRE AND FOREIGN COUNTRIES ... Nos.</b>	<b>20</b>	<b>33</b>	<b>60</b>	<b>33</b>	<b>170</b>	<b>56</b>	<b>61</b>	<b>108</b>	<b>323</b>	<b>710</b>
<b>TOTAL, ANIMALS ... Nos.</b>	<b>696</b>	<b>62</b>	<b>183</b>	<b>261</b>	<b>875</b>	<b>711</b>	<b>106</b>	<b>303</b>	<b>660</b>	<b>1,341</b>
Apparel (including drapery, uniforms and accoutrements, but excluding hosiery and boots and shoes) (III A)—										
Egypt ... Value.						148		107		11
Form ... Value.						118	113	175	88	4
United Kingdom ... Value.						302	375	1,492	1,700	533
Somaland ... Value.						730	197	236	221	3
Zanzibar and Pemba... Value.						87	233		419	
Straits Settlements ... Value.										
Suskin and Port Soudan ... Value.						280	230	287		
India—Bombay ... Value.						604	171	163	1,089	81
Other British Possessions ... Value.						51	30	33	15	71
<b>TOTAL, BRITISH EMPIRE ... Value.</b>						<b>2,123</b>	<b>1,306</b>	<b>2,463</b>	<b>4,328</b>	<b>3,061</b>
Suskin and Port Soudan ... Value.										200
Independent Somali Ports ... Value.							137			
Ceylon ... Value.								237	273	
Italy ... Value.										207
Mozambique ... Value.						573	411	237	80	
Italian East Africa ... Value.						183	377	204	200	
Jeddah ... Value.							280		388	
Hodeidah ... Value.									584	230
Arabian Gulf Ports ... Value.						400	304	1,723	2,135	1,194
Djibouti and Obock ... Value.						2,067	(2,120)	1,180		1,047
United States of America... Value.										113
North Africa, etc. ... Value.									300	
Osiran ... Value.							631		1,283	
Kamaran and Furan ... Value.						343	100		33	
Other Foreign Countries ... Value.						302	34	66	279	190
France ... Value.							67			601
Madagascar ... Value.						117	663	230		
Mocha ... Value.									636	640
<b>TOTAL, FOREIGN COUNTRIES ... Value.</b>						<b>4,843</b>	<b>3,344</b>	<b>3,230</b>	<b>6,300</b>	<b>6,101</b>
<b>TOTAL, BRITISH EMPIRE AND FOREIGN COUNTRIES ... Value.</b>						<b>6,976</b>	<b>4,650</b>	<b>5,691</b>	<b>10,627</b>	<b>7,462</b>

No. 8—continued.

690

TOTAL QUANTITIES and VALUE of ARTICLES EXPORTED—continued.

ARTICLES, AND COUNTRIES OF FINAL DESTINATION.	QUANTITIES.					VALUE.				
	1916-1917.	1917-1918.	1918-1919.	1919-1920.	1920-1921.	1916-1917.	1917-1918.	1918-1919.	1919-1920.	1920-1921.
<b>Arms, Ammunition, and Military Stores (III. B)—</b>						£	£	£	£	£
United Kingdom ... .. Value.	.....	.....	.....	.....	.....	.....	.....	.....	.....	119
Somaland ... .. Value.	.....	.....	.....	.....	.....	.....	136	.....	217	326
Other British Possessions ... .. Value.	.....	.....	.....	.....	.....	50	4	93	80	68
<b>TOTAL, BRITISH EMPIRE ... Value.</b>	.....	.....	.....	.....	.....	50	140	93	307	511
Arabian Gulf Ports ... .. Value.	.....	.....	.....	.....	.....	1,804	190	111	.....	337
Djibouti and Obokh ... .. Value.	.....	.....	.....	.....	.....	.....	.....	83	126	800
Other Foreign Countries ... .. Value.	.....	.....	.....	.....	.....	24	45	83	.....	.....
Mogha ... .. Value.	.....	.....	.....	.....	.....	860	.....	.....	.....	.....
<b>TOTAL, FOREIGN COUNTRIES ... Value.</b>	.....	.....	.....	.....	.....	2,688	235	227	150	722
<b>TOTAL, BRITISH EMPIRE AND FOREIGN COUNTRIES ... Value.</b>	.....	.....	.....	.....	.....	2,738	375	320	456	1,233
<b>Art, works of (III. F)—</b>										
India—Bombay ... .. Value.	.....	.....	.....	.....	.....	.....	.....	.....	.....	.....
Other British Possessions ... .. Value.	.....	.....	.....	.....	.....	3	2	22	34	13
<b>TOTAL, BRITISH EMPIRE ... Value.</b>	.....	.....	.....	.....	.....	3	2	22	34	13
Djibouti ... .. Value.	.....	.....	.....	.....	.....	.....	.....	.....	.....	628
Masawah ... .. Value.	.....	.....	.....	.....	.....	.....	.....	.....	116	.....
North Africa, etc. ... .. Value.	.....	.....	.....	.....	.....	.....	.....	.....	.....	.....
Other Foreign Countries ... .. Value.	.....	.....	.....	.....	.....	71	101	19	39	46
<b>TOTAL, FOREIGN COUNTRIES ... Value.</b>	.....	.....	.....	.....	.....	71	101	19	155	673
<b>TOTAL, BRITISH EMPIRE AND FOREIGN COUNTRIES ... Value.</b>	.....	.....	.....	.....	.....	74	103	41	189	686
<b>Books, Printed and Printed matter (not being Stationery), including Maps and Charts (III. F)—</b>										
Bombay ... .. Cwt.	.....	.....	11	.....	31	.....	.....	142	.....	146
Zanzibar ... .. Cwt.	.....	9	.....	.....	.....	.....	70	.....	.....	.....
United Kingdom ... .. Cwt.	81	40	20	19	20	292	215	242	205	74
Straits Settlements ... .. Cwt.	.....	.....	.....	.....	.....	.....	.....	.....	.....	.....
Other British Possessions ... .. Cwt.	24	10	7	17	3	123	91	54	122	51
British Somaliland ... .. Cwt.	24	18	40	.....	.....	96	121	326	.....	.....
<b>TOTAL, BRITISH EMPIRE ... Cwt.</b>	129	77	78	36	54	510	407	764	327	271
Djibouti and Obokh ... .. Cwt.	85	55	69	10	9	499	804	714	34	140
Arabian Gulf Ports ... .. Cwt.	69	.....	.....	25	43	231	.....	.....	100	263
Italy ... .. Cwt.	.....	.....	.....	5	.....	.....	.....	.....	180	.....
Other Foreign Countries ... .. Cwt.	12	21	18	19	11	61	61	115	149	83
<b>TOTAL, FOREIGN COUNTRIES ... Cwt.</b>	166	76	107	59	68	791	385	829	573	521
<b>TOTAL, BRITISH EMPIRE AND FOREIGN COUNTRIES ... Cwt.</b>	295	153	186	95	122	1,301	832	1,593	900	792
<b>Boots and Shoes (III. A)—</b>										
British Somaliland ... .. Pairs.	1,315	1,074	1,500	1,081	1,437	74	96	132	123	164
Egypt ... .. Pairs.	.....	.....	.....	.....	244	.....	.....	.....	.....	209
Zanzibar and Pemba ... .. Pairs.	283	.....	.....	.....	.....	187	.....	.....	.....	.....
Other British Possessions ... .. Pairs.	1,009	1,041	1,167	690	633	79	79	131	73	128
<b>TOTAL, BRITISH EMPIRE ... Pairs.</b>	2,607	2,116	2,667	1,771	2,403	10	174	433	196	492

TOTAL QUANTITIES and VALUE of ARTICLES EXPORTED—continued.

ARTICLES, AND COUNTRIES OF FINAL DESTINATION.	QUANTITIES.					VALUE.				
	1916-1917.	1917-1918.	1918-1919.	1919-1920.	1920-1921.	1916-1917.	1917-1918.	1918-1919.	1919-1920.	1920-1921.
<b>Boots and Shoes (III A)—continued.</b>										
Kamran and Fozan ... .. Pairs.	.....	.....	.....	.....	325	.....	.....	.....	.....	71
Hodeidah ... .. "	.....	.....	.....	519	1,070	.....	.....	.....	.....	119
Arabian Gulf Po. &c. ... .. "	.....	.....	.....	.....	340	.....	.....	.....	.....	93
Galzan ... .. "	.....	.....	2,360	.....	.....	.....	.....	.....	.....	.....
Italian East Africa ... .. "	.....	982	.....	.....	.....	.....	77	.....	.....	.....
Mosowah ... .. "	2,879	2,700	2,075	1,333	1,978	798	258	250	244	248
Djibouti and Obokh ... .. "	9,413	8,930	2,927	2,871	1,823	847	807	840	1,170	540
Other Foreign Countries ... .. "	1,344	879	417	821	691	118	74	88	118	121
<b>TOTAL, FOREIGN COUNTRIES ... Pairs.</b>	<b>18,436</b>	<b>8,331</b>	<b>7,819</b>	<b>6,084</b>	<b>8,786</b>	<b>1,819</b>	<b>1,148</b>	<b>1,601</b>	<b>1,608</b>	<b>970</b>
<b>TOTAL, BRITISH EMPIRE AND FOREIGN COUNTRIES ... Pairs.</b>	<b>18,948</b>	<b>10,349</b>	<b>10,296</b>	<b>7,834</b>	<b>7,877</b>	<b>1,869</b>	<b>1,267</b>	<b>1,614</b>	<b>1,797</b>	<b>1,342</b>
<b>Building and Engineering Materials, other than of iron, steel or wood—</b>										
<b>Bricks (a) (III. F)—</b>										
Other British Possessions ... .. No.	100	.....	.....	.....	.....	1	.....	.....	.....	.....
<b>TOTAL, BRITISH EMPIRE ... No.</b>	<b>100</b>	.....	.....	.....	.....	<b>1</b>	.....	.....	.....	.....
Other Foreign Countries ... .. No.	.....	.....	100	.....	.....	.....	.....	3	.....	.....
<b>TOTAL, FOREIGN COUNTRIES ... No.</b>	.....	.....	<b>100</b>	.....	.....	.....	.....	<b>3</b>	.....	.....
<b>TOTAL, BRITISH EMPIRE AND FOREIGN COUNTRIES ... No.</b>	<b>100</b>	.....	<b>100</b>	.....	.....	<b>1</b>	.....	<b>3</b>	.....	.....
<b>Chalk and Lime (b) (III. F)—</b>										
Other British Possessions ... .. Cwt.	.....	2	1	9	294	.....	1	2	1	37
<b>TOTAL, BRITISH EMPIRE ... Cwt.</b>	.....	<b>2</b>	<b>1</b>	<b>9</b>	<b>294</b>	.....	<b>1</b>	<b>2</b>	<b>1</b>	<b>37</b>
Other Foreign Countries ... .. Cwt.	2	73	.....	1	100	5	18	.....	4	9
<b>TOTAL, FOREIGN COUNTRIES ... Cwt.</b>	<b>2</b>	<b>73</b>	.....	<b>1</b>	<b>100</b>	<b>5</b>	<b>18</b>	.....	<b>4</b>	<b>9</b>
<b>TOTAL, BRITISH EMPIRE AND FOREIGN COUNTRIES ... Cwt.</b>	<b>2</b>	<b>75</b>	<b>1</b>	<b>10</b>	<b>394</b>	<b>5</b>	<b>19</b>	<b>2</b>	<b>5</b>	<b>46</b>
<b>Pipes of Earthenware (c) (III. F)—</b>										
Other British Possession ... .. Cwt.	.....	.....	1	.....	.....	.....	.....	2	.....	.....
<b>TOTAL, BRITISH EMPIRE ... Cwt.</b>	.....	.....	<b>1</b>	.....	.....	.....	.....	<b>2</b>	.....	.....
<b>TOTAL, BRITISH EMPIRE AND FOREIGN COUNTRIES ... Cwt.</b>	.....	.....	<b>1</b>	.....	.....	.....	.....	<b>2</b>	.....	.....
<b>Tiles—</b>										
Other Foreign Countries ... .. Nos.	.....	.....	.....	.....	1,098	.....	.....	667	.....	28
Djibouti ... .. "	.....	.....	13,900	.....	.....	.....	.....	.....	.....	.....
<b>TOTAL, FOREIGN COUNTRIES ... Nos.</b>	.....	.....	<b>13,900</b>	.....	<b>1,098</b>	.....	.....	<b>667</b>	.....	<b>28</b>
<b>TOTAL, BRITISH EMPIRE AND FOREIGN COUNTRIES ... Nos.</b>	.....	.....	<b>13,900</b>	.....	<b>1,098</b>	.....	.....	<b>667</b>	.....	<b>28</b>
<b>Tiles (d) (III. F)—</b>										
Other British Possessions ... .. No.	.....	.....	.....	.....	500	.....	.....	.....	.....	24
Perim ... .. "	.....	.....	.....	.....	.....	.....	.....	.....	.....	.....
<b>TOTAL, BRITISH EMPIRE ... Cwt.</b>	.....	.....	.....	.....	<b>500</b>	.....	.....	.....	.....	<b>24</b>
<b>TOTAL, BRITISH EMPIRE AND FOREIGN COUNTRIES ... Cwt.</b>	.....	.....	<b>13,900</b>	.....	<b>1,098</b>	.....	.....	<b>677</b>	.....	<b>50</b>
<b>Other kinds (e) (III. F)—</b>										
Somaliand ... .. Cwt.	331	623	.....	.....	.....	145	231	.....	.....	.....
Perim ... .. "	.....	.....	.....	.....	1,296	.....	.....	.....	.....	79
Zanzibar ... .. "	.....	1,088	.....	.....	.....	.....	465	.....	.....	.....
Other British Possessions ... .. "	41	.....	71	65	17	20	.....	45	26	71
<b>TOTAL, BRITISH EMPIRE ... Cwt.</b>	<b>422</b>	<b>1,707</b>	<b>71</b>	<b>65</b>	<b>1,313</b>	<b>175</b>	<b>696</b>	<b>45</b>	<b>26</b>	<b>79</b>
Other Foreign Countries ... .. "	303	72	8	148	119	136	83	23	82	34
Djibouti ... .. "	.....	.....	1,108	.....	.....	.....	.....	691	.....	.....
<b>TOTAL, FOREIGN COUNTRIES ... Cwt.</b>	<b>303</b>	<b>72</b>	<b>1,116</b>	<b>148</b>	<b>119</b>	<b>136</b>	<b>82</b>	<b>613</b>	<b>87</b>	<b>34</b>
<b>TOTAL, BRITISH EMPIRE AND FOREIGN COUNTRIES ... Cwt.</b>	<b>815</b>	<b>1,779</b>	<b>1,185</b>	<b>213</b>	<b>1,432</b>	<b>311</b>	<b>778</b>	<b>658</b>	<b>117</b>	<b>113</b>
<b>Total Value of Buildings and Engineering Materials ... Value.</b>										
<b>Candles of all kinds (III. F)—</b>										
Sudan and Port Sudan ... .. Lbs.	5,800	.....	.....	.....	.....	88	.....	.....	.....	.....
Somaliand ... .. "	7,573	.....	7,430	2,747	.....	177	.....	268	71	.....
United Kingdom ... .. "	.....	.....	.....	.....	.....	.....	.....	.....	.....	.....
Other British Possessions ... .. "	864	1,543	240	300	4,916	21	82	84	9	174
<b>TOTAL, BRITISH EMPIRE ... Lbs.</b>	<b>14,097</b>	<b>1,543</b>	<b>7,670</b>	<b>2,747</b>	<b>4,916</b>	<b>206</b>	<b>82</b>	<b>323</b>	<b>80</b>	<b>104</b>

TOTAL QUANTITIES and VALUE of ARTICLES EXPORTED—continued.

ARTICLES, AND COUNTRIES OF FINAL DESTINATION.	QUANTITIES.					VALUE.				
	1916-1917.	1917-1918.	1918-1919.	1919-1920.	1920-1921.	1916-1917.	1917-1918.	1918-1919.	1919-1920.	1920-1921.
<b>Candles of all kinds (III F)—continued.</b>										
Hodeidah ... Lbs.				7,866	14,024				240	429
Arabian Gulf Ports ...		6,611					134			
Italian East Africa ...			1,793	1,312				79	87	
Mosowah ...	35,493	19,236	21,962	2,340		767	471	803	80	
D'Jibouti and Obokh ...	26,006	62,624	44,802	126,250	24,134	694	1,622	1,068	4,129	719
Mocha ...					3,250					92
Gaizan ...				12,768					368	
Other Foreign Countries ...	2,141	1,273	1,486	4,166	576	63	39	28	114	18
<b>TOTAL, FOREIGN COUNTRIES ... Lbs.</b>	<b>74,065</b>	<b>88,743</b>	<b>70,089</b>	<b>154,412</b>	<b>41,954</b>	<b>1,694</b>	<b>2,266</b>	<b>2,993</b>	<b>5,017</b>	<b>1,258</b>
<b>TOTAL, BRITISH EMPIRE AND FOREIGN COUNTRIES ... Lbs.</b>	<b>88,123</b>	<b>90,292</b>	<b>77,912</b>	<b>167,159</b>	<b>46,894</b>	<b>1,976</b>	<b>2,318</b>	<b>3,315</b>	<b>5,097</b>	<b>1,362</b>
<b>Canes and Batts (II J)—</b>										
Other, British Possessions ... Cwt.	1	1	1			1	7	1		
<b>TOTAL, BRITISH EMPIRE ... Cwt.</b>	<b>1</b>	<b>1</b>	<b>1</b>			<b>1</b>	<b>7</b>	<b>1</b>		
Hodeidah ... Cwt.				173	159				486	451
Mocha ...				25					134	
D'Jibouti and Obokh ...	90	24	83			143	90	330		
Gaizan ...		45	333	18			307	1,425	67	
Other Foreign Countries ...			2	4	19			18	42	46
<b>TOTAL, FOREIGN COUNTRIES ... Cwt.</b>	<b>90</b>	<b>69</b>	<b>419</b>	<b>219</b>	<b>178</b>	<b>143</b>	<b>297</b>	<b>1,768</b>	<b>779</b>	<b>497</b>
<b>TOTAL, BRITISH EMPIRE AND FOREIGN COUNTRIES ... Cwt.</b>	<b>91</b>	<b>70</b>	<b>419</b>	<b>219</b>	<b>178</b>	<b>144</b>	<b>304</b>	<b>1,769</b>	<b>779</b>	<b>497</b>
<b>Carriages and Carts (excluding Railway Carriages), and parts thereof—</b>										
<b>Carriages and Carts (a) (III, C)—</b>										
United Kingdom ... Nos.					2					313
British Somaliland ...			5	2				85	273	
Suakin and Port Soudan ...				1	1				267	467
Zanzibar ...	6			61	6	508			3,067	2,663
Egypt ...					15					3,600
Other British Possessions ...	6	1		1	4	95	5		10	67
Bombay ...		4	3	11	9		183	107	1,263	1,583
Calcutta ...					1					267
<b>TOTAL, BRITISH EMPIRE ... Nos.</b>	<b>11</b>	<b>5</b>	<b>8</b>	<b>96</b>	<b>38</b>	<b>608</b>	<b>187</b>	<b>192</b>	<b>4,680</b>	<b>8,829</b>
D'Jibouti and Obokh ... Nos.	11	11	20	19	22	226	218	402	258	637
Hodeidah ...					2					400
Other Foreign Countries ...	2	4	2	3	1	18	47	17	52	7
Arabian Gulf Ports ...	6	4		15	1	207	333		2,103	433
France ...										
Mosowah ...					3					813
Gaizan ...	1	1		1		197	217		200	
Italian East Africa ...				4	6				87	874
<b>TOTAL, FOREIGN COUNTRIES ... Nos.</b>	<b>10</b>	<b>20</b>	<b>22</b>	<b>42</b>	<b>35</b>	<b>651</b>	<b>615</b>	<b>419</b>	<b>2,693</b>	<b>2,714</b>
<b>TOTAL, BRITISH EMPIRE AND FOREIGN COUNTRIES ... Nos.</b>	<b>21</b>	<b>25</b>	<b>30</b>	<b>138</b>	<b>73</b>	<b>1,259</b>	<b>1,602</b>	<b>611</b>	<b>7,373</b>	<b>11,543</b>
<b>Parts of Carriages and Carts (b) (III C)—</b>										
Bombay ... Value.									79	145
Suakin and Port Soudan ...										
Zanzibar and Pemba ...							200		319	
Egypt ...						59	19	13	61	400
Other British Possessions ...										110
<b>TOTAL, BRITISH EMPIRE ... Value.</b>						<b>59</b>	<b>219</b>	<b>13</b>	<b>492</b>	<b>655</b>
Arabian Gulf Ports ... Value.									105	87
D'Jibouti ...										149
Mocha ...									87	
Other Foreign Countries ...						56	50	115	62	131
<b>TOTAL, FOREIGN COUNTRIES ... Value.</b>						<b>56</b>	<b>50</b>	<b>115</b>	<b>254</b>	<b>367</b>
<b>TOTAL, BRITISH EMPIRE AND FOREIGN COUNTRIES ... Value.</b>						<b>115</b>	<b>629</b>	<b>128</b>	<b>746</b>	<b>122</b>
<b>TOTAL, CARRIAGES AND CARTS ... Value.</b>						<b>1,360</b>	<b>1,271</b>	<b>739</b>	<b>6,224</b>	<b>12,096</b>
<b>Chemicals and Chemical preparations (excluding Chemical manures and medicines)—</b>										
<b>Amino (a) (III D)—</b>										
Other British Possessions ... Cwt.	2	5	1	3	5	2	13	1	5	19
<b>TOTAL, BRITISH EMPIRE ... Cwt.</b>	<b>2</b>	<b>5</b>	<b>1</b>	<b>3</b>	<b>5</b>	<b>2</b>	<b>13</b>	<b>1</b>	<b>5</b>	<b>19</b>
Gaizan ...										
Other Foreign Countries ...	18	15	60	39	51	26	73	99	105	105
<b>TOTAL, FOREIGN COUNTRIES ... Cwt.</b>	<b>18</b>	<b>20</b>	<b>60</b>	<b>39</b>	<b>51</b>	<b>26</b>	<b>73</b>	<b>99</b>	<b>105</b>	<b>105</b>
<b>TOTAL, BRITISH EMPIRE AND FOREIGN COUNTRIES ... Cwt.</b>	<b>20</b>	<b>25</b>	<b>61</b>	<b>42</b>	<b>56</b>	<b>28</b>	<b>86</b>	<b>100</b>	<b>110</b>	<b>115</b>

TOTAL QUANTITIES and VALUE of ARTICLES EXPORTED—continued.

ARTICLES, AND COUNTRIES OF FINAL DESTINATION.	QUANTITIES.					VALUE.				
	1916-1917.	1917-1918.	1918-1919.	1919-1920.	1920-1921.	1916-1917.	1917-1918.	1918-1919.	1919-1920.	1920-1921.
<b>Chemicals and Chemical preparations (excluding Chemical manures and medicines)—continued</b>										
<i>Potassium Compounds—</i>										
<i>Saltpetre (ci) (III D)—</i>										
Other British Possessions ... Cwt.										
TOTAL, BRITISH EMPIRE ... Cwt.										
Other Foreign Countries ... Cwt.										
TOTAL, FOREIGN COUNTRIES ... Cwt.										
TOTAL, BRITISH EMPIRE AND FOREIGN COUNTRIES ... Cwt.										
<i>Other Sorts (cii) (III D)—</i>										
Rombay ... Cwt.				48	808					60
Other British Possessions ... Cwt.					8					4
TOTAL, BRITISH EMPIRE ... Cwt.				48	813				43	64
Massowah ... Cwt.				274	219				354	160
Mocho ... Cwt.				2,291	232				1,914	133
Djibouti and Obockh ... Cwt.				63	21				67	79
Kuamran and Farsan ... Cwt.				291					213	
Gaizan ... Cwt.				3,770					3,330	
Medi ... Cwt.					1,747					1,178
Lohia ... Cwt.				331					301	
Hodeidah ... Cwt.				1,014	4,714				1,239	2,894
Other Foreign Countries ... Cwt.			13	12	66			13	11	34
Italian East Africa ... Cwt.					97					70
TOTAL, FOREIGN COUNTRIES ... Cwt.			13	8,701	7,183			13	2,704	4,114
TOTAL, BRITISH EMPIRE AND FOREIGN COUNTRIES ... Cwt.			13	8,751	7,400			13	2,710	4,198
<i>Soda Compounds—</i>										
<i>Borax (ai) (III D)—</i>										
Other British Possessions ... Cwt.										
TOTAL, BRITISH EMPIRE ... Cwt.										
Other Foreign Countries ... Cwt.	3	2	3	16	14	7	31	10	60	70
TOTAL, FOREIGN COUNTRIES ... Cwt.	3	2	3	16	14	7	31	10	60	70
TOTAL, BRITISH EMPIRE AND FOREIGN COUNTRIES ... Cwt.	3	2	3	16	14	7	31	11	60	70
<i>Soda, Other Sorts (dii) (III D)—</i>										
Zanzibar ... Cwt.				39	28				180	81
Other British Possessions ... Cwt.	125	13	19	16	25	40	26	37	43	51
Bombay ... Cwt.			618	7,977	4,451			157	2,111	1,644
TOTAL, BRITISH EMPIRE ... Cwt.	125	16	637	7,672	4,484	40	26	194	2,194	1,706
Arabian Gulf Ports ... Cwt.				3,083	1,581				673	271
Djibouti ... Cwt.				240					914	
Other Foreign Countries ... Cwt.	23	122	19		27	21	78	44		51
TOTAL, FOREIGN COUNTRIES ... Cwt.	23	122	116	3,229	1,608	23	74	236	1,477	310
TOTAL, BRITISH EMPIRE AND FOREIGN COUNTRIES ... Cwt.	148	140	651	10,701	6,091	72	106	630	4,231	1,966
<i>Other Sorts of Chemicals (e) (III D)—</i>										
Sakin and Port Soudan ... Value.						157	650			
United Kingdom ... Value.										
Australia ... Value.								1,000		
Zanzibar and Pemba ... Value.								264	129	184
Perim ... Value.						477	619	420	128	148
Somaliland ... Value.						1,079	457	1,000		
India—Bombay ... Value.										
Calcutta ... Value.						114	13		40	27
Other British Possessions ... Value.										
TOTAL, BRITISH EMPIRE ... Value.						1,477	1,498	3,711	304	319
Massowah ... Value.						82	81	1,412	6	622
Dunkali Coast ... Value.						96		78	66	81
Independent Somali Ports ... Value.							1,462	1,004	472	60
Italian East Africa ... Value.										
Kordofah ... Value.						303	2,198	672	264	
Gaizan ... Value.									67	103
Lohia ... Value.										29
Hodeidah ... Value.							115			192
Farsan, etc. ... Value.										29
Mokha ... Value.						191	199	78	171	192
Arabian Gulf Ports ... Value.						2,184	941	8,070	2,121	
Djibouti and Obockh ... Value.								16,027		
Japan ... Value.										
Turkey in Asia ... Value.						115	75	62	107	22
Other Foreign Countries ... Value.										
German East Africa ... Value.						135				
Jeddah ... Value.										
TOTAL, FOREIGN COUNTRIES ... Value.						3,174	5,760	25,712	4,417	7,929
TOTAL, BRITISH EMPIRE AND FOREIGN COUNTRIES ... Value.						8,971	7,418	29,146	4,716	3,313
TOTAL, VALUE OF CHEMICALS ... Value.						8,111	7,608	26,519	16,569	9,639

No. 8—continued.

694

TOTAL QUANTITIES and VALUE of ARTICLES EXPORTED—continued.

ARTICLES AND COUNTRIES OF FINAL DESTINATION.	QUANTITIES.					VALUE.				
	1916-1917.	1917-1918.	1918-1919.	1919-1920.	1920-1921.	1916-1917.	1917-1918.	1918-1919.	1919-1920.	1920-1921.
<b>Coal, Coke and Patent Fuel—</b>						£	£	£	£	£
<i>Coal (II A)—</i>										
Perim ... .. Tons.	40					230				
Zanzibar ... .. Tons.										
Other British Possessions ... .. Tons.										
<b>TOTAL, BRITISH EMPIRE ... Tons.</b>	<b>40</b>					<b>230</b>				
Italian East Africa ... .. Tons.										
Kanuri and Fursan ... .. Tons.		152					1,020			
Gonfdah ... .. Tons.										
Independent Somali Ports ... .. Tons.										
Other Foreign Countries ... .. Tons.										
<b>TOTAL, FOREIGN COUNTRIES ... Tons.</b>		<b>152</b>					<b>1,020</b>			
<b>TOTAL, BRITISH EMPIRE AND FOREIGN COUNTRIES ... Tons.</b>	<b>40</b>	<b>152</b>				<b>230</b>	<b>1,020</b>			
<i>Patent Fuel (II A)—</i>										
Other British Possessions ... .. Tons.	3					19				
Egypt ... .. Tons.	25					120				
<b>TOTAL, BRITISH EMPIRE ... Tons.</b>	<b>28</b>					<b>139</b>				
Other Foreign Countries ... .. Tons.										
Independent Somali Ports ... .. Tons.										
<b>TOTAL, FOREIGN COUNTRIES ... Tons.</b>										
<b>TOTAL, BRITISH EMPIRE AND FOREIGN COUNTRIES ... Tons.</b>	<b>28</b>					<b>139</b>				
<b>TOTAL, COAL, COKE AND PATENT FUEL ... Tons.</b>	<b>68</b>	<b>152</b>				<b>369</b>	<b>1,020</b>			
<b>Coffee (II)—</b>										
China—Hongkong ... .. Cwt.					143					
Australia ... .. Cwt.	1,550	861	1,291	734	774	6,304	4,050	4,384	3,627	4,111
Perim ... .. Cwt.	123	168	91			122	157	105		
United Kingdom ... .. Cwt.	12,508		4,141	14,364	4,168	49,355		16,304	71,754	21,800
Soma land ... .. Cwt.	140	81				141	86			
Zanzibar ... .. Cwt.	187	50				204	830			
Mauritius, etc. ... .. Cwt.	1,233	726	101	195	1,100	2,597	1,813	313	650	2,000
Egypt ... .. Cwt.		1,01,549	57,424	45,478	27,753		3,05,934	206,443	178,938	111,650
New Zealand ... .. Cwt.	63			65		290		290		
Gibraltar ... .. Cwt.					80					20
Canada ... .. Cwt.	165				40	660				18
Burma ... .. Cwt.	791	4,738	2,103	414	2,303	2,361	16,125	6,110	1,397	7,830
Ceylon ... .. Cwt.										
Seychelles ... .. Cwt.	693	643				1,310	1,634			
Straits Settlements ... .. Cwt.		45		11			200		67	
India—Bombay ... .. Cwt.	128	548		192	217	414	2,009		834	49
—Calcutta ... .. Cwt.	164	89		180	205	671	305		753	99
—Karachi ... .. Cwt.	25	23				83	90			
Other British Possessions ... .. Cwt.	3		49	13	29	20	3	95	60	11
<b>TOTAL, BRITISH EMPIRE ... Cwt.</b>	<b>17,824</b>	<b>100,581</b>	<b>65,190</b>	<b>61,618</b>	<b>36,772</b>	<b>64,623</b>	<b>3,92,851</b>	<b>233,254</b>	<b>258,360</b>	<b>151,700</b>
Norway ... .. Cwt.					1,728					7,450
Djibouti ... .. Cwt.		53		19	1,062		268		161	4,210
Bahrain Is. ... .. Cwt.					55					210
Gaizan ... .. Cwt.										
Mokha ... .. Cwt.										
Jeddah ... .. Cwt.	413	433	93	240	911	1,167	894	267	840	3,300
Muskat ... .. Cwt.	411	163				1,108	457			
Independent Somali Ports ... .. Cwt.		979	809				869	845		
Switzerland ... .. Cwt.				281					1,700	
France ... .. Cwt.	11,551	443	6,143	23,385	7,368	47,839	1,893	26,113	124,050	23,810
Denmark ... .. Cwt.					1,077					5,400
Germany ... .. Cwt.										
Belgium ... .. Cwt.					39					110
Holland ... .. Cwt.					43					110
Italy ... .. Cwt.	3,868	2,379	1,168		67	15,717	11,682	4,603		2,000
Spain ... .. Cwt.	665			40	1,109	2,223			233	6,000
Turkey in Europe ... .. Cwt.				38					167	
Greece ... .. Cwt.			1,261	1,407				4,957	7,466	
Russia ... .. Cwt.	1,407	480				6,107	2,000			
Other Countries in Europe ... .. Cwt.										
Africa and Adjacent Island ... .. Cwt.	23,000					95,015				
United States of America ... .. Cwt.	9,018	795	5,967	8,663	23,387	38,377	3,000	25,591	22,324	96,170
Arabian Gulf Ports ... .. Cwt.	4,487	2,353	976	4,793	5,416	6,153	3,002	1,738	10,481	12,400
China ... .. Cwt.	146	219	305	270	331	666	662	742	1,500	1,000

GENERAL EXPORTS.

SEA-BORNE TRADE.

No. 8—continued.

TOTAL QUANTITIES and VALUE of ARTICLES EXPORTED—continued.

695

ARTICLES, AND COUNTRIES OF FINAL DESTINATION.	QUANTITIES.					VALUE.				
	1916-1917.	1917-1918.	1918-1919.	1919-1920.	1920-1921.	1916-1917.	1917-1918.	1918-1919.	1919-1920.	1920-1921.
<b>Coffee (II)—continued.</b>										
Mozambique				21					88	
Japan	460	528	229	257	390	1,637	2,843	830	1,233	1,234
Persia										
Philippine Islands, etc.										
Tonquin, etc.	43					173				
Asiatic Turkey Levant and Black sea	28	1208		631	88	89	648		2,054	431
Sweden				100	704				1,013	3,737
North Africa, etc.	22	48		17	51	73	170		81	21
Italian East Africa		5,837	2,682	3,061	1,873		12,513	8,437	7,308	2,568
Other Foreign Countries	6		14	29	26	9		19	144	80
<b>TOTAL, FOREIGN COUNTRIES</b>	<b>64,639</b>	<b>17,849</b>	<b>20,097</b>	<b>41,459</b>	<b>47,720</b>	<b>216,716</b>	<b>47,978</b>	<b>72,684</b>	<b>187,076</b>	<b>148,547</b>
<b>TOTAL, BRITISH EMPIRE AND FOREIGN COUNTRIES</b>	<b>23,483</b>	<b>157,480</b>	<b>86,267</b>	<b>109,173</b>	<b>84,483</b>	<b>261,239</b>	<b>640,839</b>	<b>308,800</b>	<b>666,938</b>	<b>340,363</b>
<b>Coir—</b>										
<i>Unmanufactured (II J)—</i>										
Egypt	30		101	109		70		238	187	
Other British Possessions					3					8
<b>TOTAL, BRITISH EMPIRE</b>	<b>30</b>		<b>101</b>	<b>109</b>	<b>3</b>	<b>70</b>		<b>238</b>	<b>197</b>	<b>8</b>
Djibouti			78					80		
Other Foreign Countries				12	10				18	16
<b>TOTAL, FOREIGN COUNTRIES</b>			<b>78</b>	<b>12</b>	<b>10</b>			<b>80</b>	<b>18</b>	<b>16</b>
<b>TOTAL, BRITISH EMPIRE AND FOREIGN COUNTRIES</b>	<b>30</b>		<b>179</b>	<b>121</b>	<b>13</b>			<b>318</b>	<b>215</b>	<b>24</b>
<i>Manufactured (excluding rope) (III F)—</i>										
Somaliland					23					191
Perim					6					7
Other British Possessions					27					126
<b>TOTAL, BRITISH EMPIRE</b>					<b>36</b>					<b>224</b>
Massawah					80					78
Djibouti and Obokh				11	47	80			18	46
Other Foreign Countries	46	5								
<b>TOTAL, FOREIGN COUNTRIES</b>	<b>46</b>	<b>5</b>		<b>11</b>	<b>133</b>	<b>80</b>			<b>18</b>	<b>214</b>
<b>TOTAL, BRITISH EMPIRE AND FOREIGN COUNTRIES</b>	<b>46</b>	<b>5</b>		<b>11</b>	<b>169</b>	<b>80</b>			<b>36</b>	<b>340</b>
<i>Coral (IV)—</i>										
Other British Possessions	1					1				
<b>TOTAL, BRITISH EMPIRE</b>	<b>1</b>					<b>1</b>				
Other Foreign Countries		24		13			15		47	
<b>TOTAL, FOREIGN COUNTRIES</b>		<b>24</b>		<b>13</b>			<b>15</b>		<b>47</b>	
<b>TOTAL, BRITISH EMPIRE AND FOREIGN COUNTRIES</b>	<b>1</b>	<b>24</b>		<b>13</b>		<b>1</b>	<b>15</b>		<b>47</b>	
<b>Garbage and Rope of Vegetable fibre (excluding Jute and Cotton) (III F)—</b>										
Perim	121		125	220	297	140	78	345	147	249
British Somaliland		26								
Suakin and Fort Sudan	230				96	261				167
Egypt						67				
Bombay	30									
Zanzibar and Pemba	71	68	29			173	341	330		
Other British Possessions	63	30	42	48	27	63	71	310	77	96
<b>TOTAL, BRITISH EMPIRE</b>	<b>494</b>	<b>124</b>	<b>196</b>	<b>268</b>	<b>419</b>	<b>735</b>	<b>810</b>	<b>664</b>	<b>324</b>	<b>540</b>
Kambara										
Gaizan				64					71	
Mossawah	765	110	108	141	173	886	138	307	188	288
Italian East Africa		90		160			470		247	
Lohia				70	82				108	154
Hodeidah				85					87	
Jeddah					68	190	363			247
Djibouti and Obokh	109	117								
Persia					64					107
Asiatic Turkey Levant and Black sea	98	17	12	170	110	102	37	68	199	147
Other Foreign Countries										
<b>TOTAL, FOREIGN COUNTRIES</b>	<b>967</b>	<b>234</b>	<b>121</b>	<b>420</b>	<b>546</b>	<b>1,145</b>	<b>813</b>	<b>373</b>	<b>628</b>	<b>594</b>
<b>TOTAL, BRITISH EMPIRE AND FOREIGN COUNTRIES</b>	<b>1,461</b>	<b>468</b>	<b>317</b>	<b>689</b>	<b>965</b>	<b>1,880</b>	<b>1,423</b>	<b>667</b>	<b>1,152</b>	<b>1,134</b>
<b>Drugs and Medicines (excluding Chemicals and Narcotics)—</b>										
<i>Algae (a) (III D)—</i>										
United Kingdom	98	176		66	115	313	407		388	671
Egypt			43	26	34			123	107	244
Straits Settlements			28	32	31	177		143	344	97
India—Bombay	77	27		4	21		24		19	73
Other British Possessions										
<b>TOTAL, BRITISH EMPIRE</b>	<b>172</b>	<b>213</b>	<b>66</b>	<b>128</b>	<b>281</b>	<b>680</b>	<b>611</b>	<b>378</b>	<b>719</b>	<b>1,065</b>

TOTAL QUANTITIES and VALUE of ARTICLES EXPORTED—continued.

Table with columns: ARTICLES, AND COUNTRIES OF FINAL DESTINATION; QUANTITIES (1916-1917, 1917-1918, 1918-1919, 1919-1920, 1920-1921); VALUE (1916-1917, 1917-1918, 1918-1919, 1919-1920, 1920-1921). Rows include categories like Drugs and Medicines, Asafoetida, Camphor, Galangal, Quinine Salt, and Sesame.



GENERAL EXPORTS.

SEA-BORNE TRADE.

No. 8—continued.

697

TOTAL QUANTITIES and VALUE of ARTICLES EXPORTED—continued.

ARTICLES AND COUNTRIES OF FINAL DESTINATION.	QUANTITIES.					VALUE.				
	1916-1917.	1917-1918.	1918-1919.	1919-1920.	1920-1921.	1916-1917.	1917-1918.	1918-1919.	1919-1920.	1920-1921.
<b>Drugs and Medicines (excluding Chemicals and Narcotics)—continued.</b>										
<i>Other sorts of drugs and Medicines (b) (III-D.)—continued.</i>										
Mossawa ... .. Value.						319	226	417	246	150
Madagascar ... .. Value.									190	
Dunkirk Coast ... .. Value.										
Italian East Africa ... .. Value.						81	129	111	166	79
Egypt, etc. ... .. Value.										
Jeddah ... .. Value.										
Confdah ... .. Value.										
Hodeidah ... .. Value.									708	2,300
Arabian Gulf Ports ... .. Value.						921	1,264	646	1,088	2,098
Mokha ... .. Value.									167	111
Muskat ... .. Value.						120			120	
Perak ... .. Value.										
France ... .. Value.										
Italy ... .. Value.										
Medi ... .. Value.										77
Independent Somali Ports ... .. Value.										
Djibouti and Obokh ... .. Value.						308	346	2,626	2,100	2,646
Gaizan ... .. Value.						308	104	128	1,230	
Other Foreign Countries ... .. Value.						21	19	69	88	149
<b>TOTAL, FOREIGN COUNTRIES ... Value.</b>						2,674	2,734	2,993	6,226	9,299
<b>TOTAL, BRITISH EMPIRE AND FOREIGN COUNTRIES ... Value.</b>						4,701	5,008	6,064	9,364	11,076
<b>TOTAL, DRUGS AND MEDICINES (excluding CHEMICALS AND NARCOTICS) ... Value.</b>						14,840	8,015	9,169	19,217	14,064
<b>Dyeing and Tanning Substances—Indigo (b) (III-F.)—</b>										
United Kingdom ... .. Cwt.									100	1,740
Egypt ... .. Cwt.										
Perak ... .. Cwt.										
Other British Possessions ... .. Cwt.										
India—Bombay ... .. Cwt.										
<b>TOTAL, BRITISH EMPIRE ... Cwt.</b>						1			100	1,740
Arabian Gulf Ports ... .. Cwt.	5	5	12		3	226	166	247		116
Mokha ... .. Cwt.					20					2,223
Hodeidah ... .. Cwt.				12	26				277	6,240
Gaizan ... .. Cwt.	66	22		15		2,300	1,222		708	
Fuzan, etc. ... .. Cwt.				2					10	
Other Foreign Countries ... .. Cwt.	1	2	6	2	1	24	10	69	66	68
Jeddah ... .. Cwt.					6					220
<b>TOTAL, FOREIGN COUNTRIES ... Cwt.</b>	74	40	21	24	120	2,070	1,407	296	1,123	9,200
<b>TOTAL, BRITISH EMPIRE AND FOREIGN COUNTRIES ... Cwt.</b>	74	40	22	26	127	2,072	1,407	296	1,223	9,240
<b>Myrobolans (c) (III-F.)—</b>										
Other Foreign Countries ... .. Cwt.	2	1		5		1	1		11	
<b>TOTAL, FOREIGN COUNTRIES ... Cwt.</b>	2	1		5		1	1		11	
<b>TOTAL, BRITISH EMPIRE AND FOREIGN COUNTRIES ... Cwt.</b>	2	1		5		1	1		11	
<b>Resin (d) (III-F.)—</b>										
India—Bombay ... .. Cwt.	54	126	271	157	89	264	1,020	2,000	1,427	677
—Karachi ... .. Cwt.	20					267				26
Other British Possessions ... .. Cwt.					2					
<b>TOTAL, BRITISH EMPIRE ... Cwt.</b>	66	126	271	157	91	631	1,020	2,000	1,427	703
Mossawa ... .. Cwt.										
Hodeidah ... .. Cwt.										
Arabian Gulf Ports ... .. Cwt.	112	214	260	190	124	265	2,268	2,716	2,705	1,707
Muskat ... .. Cwt.	142	261	211	120	66	1,020	2,472	2,228	1,124	4,846
Perak ... .. Cwt.					6				67	67
Asiatic Turkey Persian Gulf ... .. Cwt.										
Jeddah ... .. Cwt.	2	1	1		177	54	12	4		1
Other Foreign Countries ... .. Cwt.										
<b>TOTAL, FOREIGN COUNTRIES ... Cwt.</b>	268	476	674	310	612	2,029	5,724	6,024	3,100	6,746
<b>TOTAL, BRITISH EMPIRE AND FOREIGN COUNTRIES ... Cwt.</b>	268	477	675	310	613	2,030	5,725	6,025	3,101	6,747

ARTICLES, AND COUNTRIES OF FINAL DESTINATION.	QUANTITIES.					VALUE.				
	1916-1917.	1917-1918.	1918-1919.	1919-1920.	1920-1921.	£	£	£	£	£
<b>Dyeing and Tanning Substances—continued.</b>										
<i>Turmeric (a) (III-F.)—</i>										
Egypt ... Cwt.	221	936	1,223	965	205	354	2,319	2,165	1,392	267
British Somaliland ...			31					78		
India—Bombay ...	20	29	15	87	34	25	60	28	70	40
Other British Possessions ...										
<b>TOTAL, BRITISH EMPIRE ... Cwt.</b>	<b>241</b>	<b>965</b>	<b>1,269</b>	<b>1,052</b>	<b>339</b>	<b>380</b>	<b>2,385</b>	<b>2,271</b>	<b>1,462</b>	<b>297</b>
Italian East Africa ... Cwt.		52	50	46			131	111	70	
North Africa, Morocco, Algeria, etc. ...										
Lobis ...										
Hodeidah ...				814	1,146				463	1,113
Medi ...					309					441
Mokha ...				204	138				352	168
Arabian Gulf Ports ...	127	441	1,809	108	167	147	965	3,557	177	195
Turkey in Asia ...										
Djibouti and Obokh ...	141	799	617	65		166	1,691	1,209	99	
Galzan ...	244	1,066	608	240		306	2,553	1,971	881	
Mossawah ...		76	108				225	247		
Other Foreign Countries ...	65	26	20	50	121	63	84	45	73	152
<b>TOTAL, FOREIGN COUNTRIES ... Cwt.</b>	<b>577</b>	<b>2,400</b>	<b>2,500</b>	<b>1,087</b>	<b>1,971</b>	<b>702</b>	<b>5,819</b>	<b>6,439</b>	<b>1,615</b>	<b>2,113</b>
<b>TOTAL, BRITISH EMPIRE AND FOREIGN COUNTRIES ... Cwt.</b>	<b>818</b>	<b>3,425</b>	<b>4,658</b>	<b>2,089</b>	<b>2,310</b>	<b>1,082</b>	<b>8,204</b>	<b>9,010</b>	<b>3,077</b>	<b>2,410</b>
<b>Other Sorts (including lac-dye) (f) (III-F.)—</b>										
<i>United Kingdom ...</i>										
India—Bombay ...	223			127		1,049			73	
Egypt ...				33	300				87	2,653
Other British Possessions ...	12	26	14	6	69	32	55	44	18	23
<b>TOTAL, BRITISH EMPIRE ... Cwt.</b>	<b>235</b>	<b>26</b>	<b>14</b>	<b>168</b>	<b>429</b>	<b>1,081</b>	<b>55</b>	<b>44</b>	<b>158</b>	<b>2,776</b>
Arabian Gulf Ports ... Cwt.	19	12	19	24	43	233	147	75	334	983
Asia to Turkey Persian Gulf ...					54					87
France ...	351			71		267			87	
Medi ...					4					81
Germany ...										
Hodeidah ...				179	180				747	2,847
Muskat ...		23					133			
Djibouti and Obokh ...	20	12	42	26	28	80	121	174	147	196
Galzan ...		31		20			509		223	
Mocha ...				48	63				743	1,236
Other Foreign Countries ...	3	6	9	8	12	6	13	30	27	41
<b>TOTAL, FOREIGN COUNTRIES ... Cwt.</b>	<b>393</b>	<b>84</b>	<b>70</b>	<b>378</b>	<b>262</b>	<b>596</b>	<b>923</b>	<b>279</b>	<b>2,343</b>	<b>5,423</b>
<b>TOTAL, BRITISH EMPIRE AND FOREIGN COUNTRIES ... Cwt.</b>	<b>628</b>	<b>110</b>	<b>84</b>	<b>544</b>	<b>781</b>	<b>2,667</b>	<b>978</b>	<b>323</b>	<b>2,831</b>	<b>8,249</b>
<b>TOTAL, DYEING AND TANNING SUBSTANCES ... Cwt.</b>	<b>1,871½</b>	<b>4,274½</b>	<b>5,542½</b>	<b>3,184</b>	<b>3,007½</b>	<b>1,682</b>	<b>17,434</b>	<b>17,263</b>	<b>11,518</b>	<b>28,004</b>
<b>Earthenware and Porcelain (excluding pipes of earthenware) (III-H.)—</b>										
<i>Egypt ... Value.</i>										
Somaliland ...						80				
Zanzibar and Pemba ...						259	124	109	215	163
Perim ...										
Snakin and Port Sudan ...							77			
Other British Possessions ...						70	54	89	155	127
Bombay ...										
<b>TOTAL BRITISH EMPIRE ... Value.</b>						<b>409</b>	<b>235</b>	<b>148</b>	<b>370</b>	<b>259</b>
Peria ... Value.						28				
Medi ...										363
Mossawah ...						225			150	87
Italian East Africa ...						113				294
Koufda ...										88
Hodeidah ...										284
Obokh ...									309	
Arabian Gulf Ports ...						779	207	224	242	773
Djibouti and Obokh ...						645	494	908	2,563	3,210
France ...										
Jeddah ...							806			
German East Africa ...										
Turkey in Asia ...										

ARTICLES, AND COUNTRIES OF FINAL DESTINATION.	QUANTITIES.					VALUE.				
	1916-1917.	1917-1918.	1918-1919.	1919-1920.	1920-1921.	1916-1917.	1917-1918.	1918-1919.	1919-1920.	1920-1921.
<b>Earthenware and Porcelain (excluding pipes of earthenware (III-H.)—continued.)</b>						£	£	£	£	£
Japan ... .. Value.	.....	.....	.....	.....	.....	190	.....	.....	.....	.....
North Africa, &c. ... .. Value.	.....	.....	.....	.....	.....	.....	.....	.....	.....	.....
Gaizan ... .. Value.	.....	.....	.....	.....	.....	.....	.....	160	330	111
Other Foreign Countries ... .. Value.	.....	.....	.....	.....	.....	153	109	81	355	117
<b>TOTAL, FOREIGN COUNTRIES ... Value.</b>	.....	.....	.....	.....	.....	2,153	1,750	1,343	3,658	8,102
<b>TOTAL, BRITISH EMPIRE AND FOREIGN COUNTRIES ... Value.</b>	.....	.....	.....	.....	.....	2,529	1,904	1,621	4,328	8,781
<b>Feathers (II-J.)—</b>										
United Kingdom ... .. Lbs.	.....	.....	.....	.....	118	.....	.....	.....	.....	102
Perim ... .. Lbs.	.....	.....	.....	.....	23	.....	.....	.....	.....	19
Other British Possessions ... .. Lbs.	30	26	.....	23	.....	63	27	.....	33	.....
Egypt ... .. Lbs.	.....	.....	.....	.....	230	.....	.....	.....	.....	200
Zanzibar, &c. ... .. Lbs.	.....	.....	30	.....	.....	.....	.....	100	.....	.....
<b>TOTAL, BRITISH EMPIRE ... Lbs.</b>	30	26	30	23	371	63	27	100	33	401
D'jibouti and Obokh ... .. Lbs.	113	.....	.....	.....	.....	206	.....	.....	.....	.....
France ... .. Lbs.	.....	.....	.....	.....	.....	.....	.....	.....	.....	.....
Mossawah ... .. Lbs.	.....	.....	.....	.....	.....	.....	.....	.....	.....	.....
North Africa, &c. ... .. Lbs.	.....	.....	.....	.....	.....	.....	.....	.....	.....	.....
Other Foreign Countries ... .. Lbs.	7	12	17	21	4	21	36	87	32	17
<b>TOTAL, FOREIGN COUNTRIES ... Lbs.</b>	126	12	17	23	4	267	36	87	33	17
<b>TOTAL, BRITISH EMPIRE AND FOREIGN COUNTRIES ... Lbs.</b>	150	38	47	51	375	310	63	187	66	474
<b>Fireworks (III-P.)—</b>										
Other British Possessions ... .. Value.	.....	.....	.....	.....	.....	.....	.....	.....	.....	4
<b>TOTAL, BRITISH EMPIRE ... Value.</b>	.....	.....	.....	.....	.....	.....	.....	.....	.....	4
Hodeidah ... .. Value.	.....	.....	.....	.....	.....	.....	.....	.....	.....	.....
Other Foreign Countries ... .. Value.	.....	.....	.....	.....	.....	.....	.....	.....	.....	.....
<b>TOTAL, FOREIGN COUNTRIES ... Value.</b>	.....	.....	.....	.....	.....	.....	.....	.....	.....	.....
<b>TOTAL, BRITISH EMPIRE AND FOREIGN COUNTRIES ... Value.</b>	.....	.....	.....	.....	.....	.....	.....	.....	.....	4
<b>Fish (excluding Canned fish)—</b>										
<b>Fish, dry, unsalted (I.A.)—</b>										
Mauritius and Dependencies ... .. Cwt.	.....	.....	.....	.....	.....	.....	.....	.....	.....	.....
Somaliand ... .. Cwt.	.....	.....	.....	.....	.....	.....	.....	.....	.....	.....
Zanzibar ... .. Cwt.	.....	.....	.....	.....	.....	.....	.....	.....	.....	.....
Straits Settlements ... .. Cwt.	.....	.....	.....	.....	.....	.....	.....	.....	.....	.....
Ceylon ... .. Cwt.	.....	.....	.....	.....	700	.....	.....	.....	.....	607
Bombay ... .. Cwt.	.....	.....	.....	.....	82	.....	.....	.....	.....	712
Other British Possessions ... .. Cwt.	87	53	.....	40	155	29	17	.....	45	204
<b>TOTAL, BRITISH EMPIRE ... Cwt.</b>	67	73	.....	40	1,707	59	17	.....	45	1,343
Beoufon ... .. Cwt.	.....	.....	.....	.....	.....	.....	.....	.....	.....	.....
D'jibouti and Obokh ... .. Cwt.	.....	.....	.....	.....	.....	.....	.....	.....	.....	.....
Arabian Gulf Ports ... .. Cwt.	.....	.....	.....	.....	.....	.....	.....	.....	.....	.....
Other Foreign Countries ... .. Cwt.	73	.....	.....	3	103	50	.....	.....	13	.....
German East Africa ... .. Cwt.	.....	.....	.....	.....	.....	.....	.....	.....	.....	.....
<b>TOTAL, FOREIGN COUNTRIES ... Cwt.</b>	73	.....	.....	3	103	50	.....	.....	13	.....
<b>TOTAL, BRITISH EMPIRE AND FOREIGN COUNTRIES ... Cwt.</b>	100	53	.....	43	1,810	79	16	.....	58	1,357
<b>Fish, dry, salted (I.A.)—</b>										
Somaliand ... .. Cwt.	.....	.....	.....	.....	.....	.....	.....	.....	.....	.....
Zanzibar ... .. Cwt.	258	.....	.....	30	1,102	160	.....	.....	300	205
Straits Settlements ... .. Cwt.	.....	.....	.....	.....	.....	.....	.....	.....	.....	.....
Ceylon ... .. Cwt.	243	.....	.....	.....	600	230	.....	.....	.....	.....
Mauritius, &c. ... .. Cwt.	601	340	.....	.....	.....	701	271	.....	.....	.....
India—Bombay ... .. Cwt.	.....	.....	671	113	102	.....	.....	310	70	.....
Other British Possessions ... .. Cwt.	80	110	.....	57	11	53	77	.....	40	.....
Egypt ... .. Cwt.	.....	.....	.....	.....	.....	.....	.....	.....	.....	.....
Seychelles ... .. Cwt.	.....	.....	.....	.....	.....	.....	.....	.....	.....	.....
<b>TOTAL, BRITISH EMPIRE ... Cwt.</b>	1,193	460	681	160	1,811	1,101	348	310	310	.....

No. 8—continued.

700

TOTAL QUANTITIES and VALUE of ARTICLES EXPORTED—continued.

ARTICLES, AND COUNTRIES OF FINAL DESTINATION.	QUANTITIES.					VALUE.				
	1916-1917.	1917-1918.	1918-1919.	1919-1920.	1920-1921.	1916-1917.	1917-1918.	1918-1919.	1919-1920.	1920-1921.
<b>Fish (excluding Canned Fish)—continued.</b> <i>Fish, dry, salted (I-A)—continued.</i>						£	£	£	£	£
Greenock ... .. Cwt.	.....	.....	20	.....	.....	.....	.....	80	.....	.....
Arabian Gulf Ports ... ..	.....	.....	.....	291	737	.....	.....	.....	184	444
Reunion ... ..	478	265	200	.....	.....	453	223	200	.....	.....
Egypt ... ..	.....	.....	.....	.....	.....	.....	.....	.....	.....	.....
Djibouti and Obokh ... ..	.....	.....	.....	.....	.....	.....	.....	.....	.....	.....
Other Foreign Countries... ..	109	67	144	5	4	55	37	61	17	3
<b>TOTAL, FOREIGN COUNTRIES ... Cwt.</b>	<b>587</b>	<b>322</b>	<b>354</b>	<b>297</b>	<b>741</b>	<b>508</b>	<b>267</b>	<b>341</b>	<b>151</b>	<b>447</b>
<b>TOTAL, BRITISH EMPIRE AND FOREIGN COUNTRIES ... Cwt.</b>	<b>1,780</b>	<b>772</b>	<b>1,015</b>	<b>787</b>	<b>2,642</b>	<b>1,691</b>	<b>608</b>	<b>680</b>	<b>589</b>	<b>1,273</b>
<b>Fishmoss and Sharkfins (I-A)—</b>										
Straits Settlements ... .. Cwt.	.....	.....	.....	.....	24	.....	.....	.....	.....	107
Zanzibar ... ..	.....	.....	.....	.....	110	.....	.....	.....	.....	70
Ceylon ... ..	.....	.....	.....	.....	.....	.....	.....	.....	.....	.....
India—Bombay ... ..	537	115	160	1,678	2,901	1,063	330	496	3,907	7,717
Other British Possessions ... ..	75	.....	.....	1	.....	40	.....	.....	3	.....
Mauritius, etc. ... ..	.....	.....	.....	.....	.....	.....	.....	.....	.....	.....
<b>TOTAL, BRITISH EMPIRE ... Cwt.</b>	<b>612</b>	<b>115</b>	<b>160</b>	<b>1,679</b>	<b>3,028</b>	<b>1,123</b>	<b>330</b>	<b>496</b>	<b>3,910</b>	<b>7,824</b>
Arabian Gulf Ports... .. Cwt.	.....	.....	.....	.....	308	.....	.....	.....	.....	148
China ... ..	.....	.....	.....	.....	118	.....	.....	.....	.....	897
Tonkin ... ..	.....	.....	.....	.....	.....	.....	.....	.....	.....	.....
Other Foreign Countries ... ..	50	.....	.....	40	.....	23	.....	.....	19	.....
<b>TOTAL, FOREIGN COUNTRIES ... Cwt.</b>	<b>50</b>	<b>.....</b>	<b>.....</b>	<b>40</b>	<b>426</b>	<b>23</b>	<b>.....</b>	<b>.....</b>	<b>19</b>	<b>1,035</b>
<b>TOTAL, BRITISH EMPIRE AND FOREIGN COUNTRIES ... Cwt.</b>	<b>662</b>	<b>115</b>	<b>160</b>	<b>1,619</b>	<b>3,452</b>	<b>1,146</b>	<b>330</b>	<b>496</b>	<b>3,929</b>	<b>8,929</b>
<b>TOTAL FISH (excluding CANNED FISH) ... Cwt.</b>	<b>2,802</b>	<b>940</b>	<b>1,175</b>	<b>2,453</b>	<b>7,904</b>	<b>2,914</b>	<b>965</b>	<b>1,186</b>	<b>4,589</b>	<b>11,658</b>
<b>Fodder, Bran and Pollards (excluding Oil-cake)—</b>										
<b>Bran and pollard (a) (IV)—</b>										
Somaliand ... .. Tons.	88	133	419	19	39	663	1,412	5,268	306	308
Perim ... ..	.....	.....	5	.....	.....	.....	70	.....	.....	.....
Other British Possessions ... ..	6	6	.....	4	4	43	63	.....	55	47
<b>TOTAL, BRITISH EMPIRE ... TONS.</b>	<b>94</b>	<b>139</b>	<b>424</b>	<b>23</b>	<b>43</b>	<b>704</b>	<b>1,475</b>	<b>5,336</b>	<b>361</b>	<b>410</b>
Djibouti and Obokh ... .. TONS	.....	.....	.....	.....	.....	.....	.....	.....	.....	.....
Other Foreign Countries ... ..	7	6	.....	1	1	53	3	.....	11	1
<b>TOTAL, FOREIGN COUNTRIES ... TONS</b>	<b>7</b>	<b>6</b>	<b>.....</b>	<b>1</b>	<b>1</b>	<b>53</b>	<b>3</b>	<b>.....</b>	<b>11</b>	<b>1</b>
<b>TOTAL, BRITISH EMPIRE AND FOREIGN COUNTRIES ... TONS.</b>	<b>101</b>	<b>145</b>	<b>424</b>	<b>24</b>	<b>44</b>	<b>757</b>	<b>1,478</b>	<b>5,336</b>	<b>372</b>	<b>411</b>
<b>Other Sorts (b) (IV)—</b>										
Somaliand ... .. Cwt.	293	.....	268	.....	.....	133	.....	532	.....	.....
Perim ... ..	731	420	345	.....	.....	163	117	144	.....	.....
Other British Possessions ... ..	52	164	.....	15	106	13	43	.....	4	31
<b>TOTAL, BRITISH EMPIRE ... Cwt.</b>	<b>1,076</b>	<b>584</b>	<b>1,580</b>	<b>15</b>	<b>106</b>	<b>309</b>	<b>160</b>	<b>676</b>	<b>4</b>	<b>31</b>
Reunion ... .. Cwt.	.....	.....	.....	.....	.....	.....	.....	.....	.....	.....
Djibouti and Obokh ... ..	496	.....	.....	1,485	1,373	131	.....	.....	488	357
Other Foreign Countries ... ..	41	3	.....	10	26	20	1	.....	6	6
<b>TOTAL, FOREIGN COUNTRIES ... Cwt.</b>	<b>477</b>	<b>3</b>	<b>.....</b>	<b>1,495</b>	<b>1,399</b>	<b>151</b>	<b>1</b>	<b>.....</b>	<b>494</b>	<b>363</b>
<b>TOTAL, BRITISH EMPIRE AND FOREIGN COUNTRIES ... Cwt.</b>	<b>1,553</b>	<b>587</b>	<b>1,580</b>	<b>1,510</b>	<b>1,504</b>	<b>460</b>	<b>161</b>	<b>676</b>	<b>498</b>	<b>394</b>
<b>TOTAL FODDER, BRAN, AND POLLARDS (excluding Oil-cake) ... Value.</b>	<b>.....</b>	<b>.....</b>	<b>.....</b>	<b>.....</b>	<b>.....</b>	<b>1,215</b>	<b>1,639</b>	<b>6,014</b>	<b>4,794</b>	<b>606</b>

No. 8—continued.

TOTAL QUANTITIES and VALUE of ARTICLES EXPORTED—continued.

701

ARTICLES, AND COUNTRIES OF FINAL DESTINATION.	QUANTITIES					VALUE.				
	1916-1917.	1917-19 1/2.	1918-1919.	1919-1920.	1920-1921.	1916-1917.	1917-1918.	1918-1919.	1919-1920.	1920-1921.
<b>Fruits and Vegetables—</b>										
<b>Fresh Fruits and Vegetables—</b>										
<i>Fresh Fruits—</i>										
<b>Cocoanuts (a-3) (I-B)—</b>										
Other British Possessions ... Nos.	130	135			30	1	2			
<b>TOTAL, BRITISH EMPIRE ... Nos.</b>	<b>130</b>	<b>135</b>			<b>30</b>	<b>1</b>	<b>2</b>			<b>1</b>
Hodeidah ... Nos.										
Jeddah ... Nos.										
Other Foreign Countries ... Nos.				600	1,155				15	16
<b>TOTAL, FOREIGN COUNTRIES ... Nos.</b>				<b>600</b>	<b>1,155</b>				<b>15</b>	<b>16</b>
<b>TOTAL, BRITISH EMPIRE AND FOREIGN COUNTRIES ... Nos.</b>	<b>130</b>	<b>135</b>		<b>600</b>	<b>1,185</b>	<b>1</b>	<b>2</b>		<b>15</b>	<b>17</b>
<b>Others (a-4) (I-B)—</b>										
Perim ... Value.										
Somaliland ... Nos.										
Other British Possessions ... Nos.						84	1		23	20
<b>TOTAL, BRITISH EMPIRE ... Value.</b>						<b>84</b>	<b>1</b>		<b>23</b>	<b>20</b>
Djibouti and Obokh ... Value.										
Hodeidah ... Nos.										
Mossawah ... Nos.										
Other Foreign Countries ... Nos.						12	8		18	26
<b>TOTAL, FOREIGN COUNTRIES ... Value.</b>						<b>12</b>	<b>8</b>		<b>18</b>	<b>26</b>
<b>TOTAL, BRITISH EMPIRE AND FOREIGN COUNTRIES ... Value.</b>						<b>96</b>	<b>9</b>		<b>41</b>	<b>46</b>
<b>Onions (b-1) (I-B)—</b>										
British Somaliland ... Cwt.	631	728	800	854	429	260	543	508	670	307
Perim ... Nos.	121	237	129	171	139	74	161	119	108	128
Zanzibar ... Nos.		300					200			
Other British Possessions ... Nos.	15		1		180	10		9		60
<b>TOTAL, BRITISH EMPIRE ... Cwt.</b>	<b>767</b>	<b>1,265</b>	<b>830</b>	<b>1,025</b>	<b>748</b>	<b>344</b>	<b>904</b>	<b>636</b>	<b>788</b>	<b>495</b>
Djibouti ... Cwt.	125				73	60				76
Arabian Gulf Ports ... Nos.										
Italian East Africa ... Nos.	819	353		85	136	293	333		107	94
Other Foreign Countries ... Nos.	79	17	37	23	23	48	13	36	21	13
<b>TOTAL, FOREIGN COUNTRIES ... Cwt.</b>	<b>816</b>	<b>387</b>	<b>37</b>	<b>108</b>	<b>242</b>	<b>301</b>	<b>346</b>	<b>36</b>	<b>128</b>	<b>91</b>
<b>TOTAL, BRITISH EMPIRE AND FOREIGN COUNTRIES ... Cwt.</b>	<b>1,583</b>	<b>1,652</b>	<b>867</b>	<b>1,133</b>	<b>990</b>	<b>645</b>	<b>1,250</b>	<b>672</b>	<b>916</b>	<b>586</b>
<b>Fresh Vegetables of all kinds (b) (I-B)—</b>										
Somaliland ... Value.						500	377	377	374	250
Zanzibar ... Nos.						458	327			
Perim ... Nos.						488	323	269	108	240
India—Bombay ... Nos.										
Other British Possessions ... Nos.						4	7	17	68	1
United Kingdom ... Nos.										
<b>TOTAL, BRITISH EMPIRE ... Value.</b>						<b>1,450</b>	<b>1,104</b>	<b>663</b>	<b>550</b>	<b>491</b>
Mokka ... Value.										
Madagascar ... Nos.										
Hodeidah ... Nos.										
Italian East Africa ... Nos.						172	244			
Djibouti and Obokh ... Nos.										
Egypt ... Nos.										
Mossawah ... Nos.										
Arabian Gulf Ports ... Nos.										
Dunkirk Coast ... Nos.										
German East Africa ... Nos.										
Other Foreign Countries ... Nos.						108	38	17	76	21
Jeddah ... Nos.										
<b>TOTAL, FOREIGN COUNTRIES ... Value.</b>						<b>276</b>	<b>272</b>	<b>17</b>	<b>76</b>	<b>21</b>
<b>TOTAL, BRITISH EMPIRE AND FOREIGN COUNTRIES ... Value.</b>						<b>1,726</b>	<b>1,376</b>	<b>680</b>	<b>626</b>	<b>512</b>

No. 8—continued.

702 TOTAL QUANTITIES and VALUE of ARTICLES EXPORTED—continued.

ARTICLES, AND COUNTRIES OF FINAL DESTINATION.	QUANTITIES.					VALUE.				
	1916-1917.	1917-1918.	1918-1919.	1919-1920.	1920-1921.	1916-1917.	1917-1918.	1918-1919.	1919-1920.	1920-1921.
<i>Fruits and Vegetables—continued.</i>						£	£	£	£	£
<i>Fresh Fruits and Vegetables—continued.</i>										
<i>Fresh Fruits—continued.</i>										
Fruits and Vegetables: dried, milted, or preserved, all sorts (I.B)—										
Egypt ... .. Cwt.	1,335	563	3,992	664	10,092	1,479	508	4,652	829	5,895
United Kingdom ... ..	...	...	...	...	...	...	...	...	...	...
Somaliand ... ..	59,753	23,264	7,631	54,997	43,516	39,977	12,611	6,974	45,674	30,285
Zanzibar ... ..	60	5,283	...	...	...	185	2,742	...	...	...
Perim ... ..	349	275	276	962	800	189	197	271	660	631
Straits Settlements ... ..	...	...	...	131	151	...	...	...	109	106
Suakin and Port Sudan ... ..	6,256	9,575	...	...	10,602	3,115	4,560	...	...	7,085
Ceylon ... ..	...	...	...	...	...	...	...	...	...	...
India—Bombay ... ..	...	...	12	146	...	...	...	129	637	...
Other British Possessions ... ..	42	3	...	...	92	62	11	...	...	65
<b>TOTAL, BRITISH EMPIRE ... Cwt.</b>	<b>68,795</b>	<b>87,912</b>	<b>11,911</b>	<b>59,948</b>	<b>65,253</b>	<b>35,017</b>	<b>20,647</b>	<b>12,025</b>	<b>48,409</b>	<b>44,417</b>
Mossawah ... .. Cwt.	10,528	7,579	3,702	14,718	4,384	5,304	4,100	3,980	12,829	3,380
Dunkhali Coast ... ..	4,767	1,646	692	2,552	1,184	2,231	933	615	2,112	705
Independent Small Ports ... ..	8,030	7,480	4,678	7,267	6,183	3,885	3,624	2,876	5,742	3,634
Italian East Africa ... ..	1,872	107	395	151	461	807	95	455	189	577
Medi ... ..	...	...	...	...	4,993	...	...	...	...	3,930
Consdah ... ..	...	...	...	873	648	...	...	...	733	473
Galsan ... ..	24,402	7,476	1,943	9,731	2,649	12,595	3,993	1,120	8,791	1,818
Lohia ... ..	...	...	...	1,040	303	...	...	...	870	183
Hodeldah ... ..	...	...	105	19,057	10,689	...	...	73	16,271	8,434
Fursan, etc. ... ..	1,021	608	452	1,174	679	531	345	354	1,041	375
Mokha ... ..	...	...	...	11,641	3,935	...	...	...	9,706	2,581
Italy ... ..	...	...	...	...	145	...	...	...	...	173
Jeddah ... ..	3,750	2,575	...	...	1,008	1,907	1,224	...	...	733
Djibouti and Obokh ... ..	15,640	7,213	1,330	3,112	13,173	8,341	5,114	1,676	3,243	7,611
Arabian Gulf Ports ... ..	1,302	173	706	451	3,440	619	149	870	419	2,330
Bahrain Islands ... ..	...	...	...	21	...	...	...	...	91	...
Turkey in Asia ... ..	...	...	...	...	...	...	...	...	...	...
Peria ... ..	...	...	...	...	...	...	...	...	...	...
Madagascar ... ..	189	248	...	...	...	116	124	...	...	...
Other Foreign Countries ... ..	78	...	13	8	64	1	...	13	8	97
<b>TOTAL, FOREIGN COUNTRIES ... Cwt.</b>	<b>71,301</b>	<b>85,083</b>	<b>13,370</b>	<b>73,066</b>	<b>62,098</b>	<b>36,357</b>	<b>19,792</b>	<b>11,012</b>	<b>62,044</b>	<b>57,659</b>
<b>TOTAL, BRITISH EMPIRE AND FOREIGN COUNTRIES ... Cwt.</b>	<b>140,096</b>	<b>172,995</b>	<b>25,281</b>	<b>128,999</b>	<b>117,941</b>	<b>71,374</b>	<b>40,349</b>	<b>23,037</b>	<b>110,543</b>	<b>102,076</b>
<b>TOTAL, FRUITS AND VEGETABLES ... Value.</b>	<b>...</b>	<b>...</b>	<b>...</b>	<b>...</b>	<b>...</b>	<b>73,913</b>	<b>42,979</b>	<b>24,544</b>	<b>112,215</b>	<b>83,609</b>
<i>Furniture and Cabinet-ware (III-G)—</i>										
United Kingdom ... .. Value	...	...	...	...	...	83	...	...	74	...
Somaliand ... ..	...	...	...	...	...	...	...	...	...	29
Perim ... ..	...	...	...	...	...	...	...	...	148	137
Zanzibar and Pemba ... ..	...	...	...	...	...	...	...	...	...	...
Ceylon ... ..	...	...	...	...	...	...	...	...	...	...
India—Bombay ... ..	...	...	...	...	...	...	...	...	...	213
Other British Possessions ... ..	...	...	...	...	...	26	13	98	42	14
<b>TOTAL, BRITISH EMPIRE ... Value.</b>	<b>...</b>	<b>...</b>	<b>...</b>	<b>...</b>	<b>...</b>	<b>109</b>	<b>13</b>	<b>98</b>	<b>264</b>	<b>634</b>
Arabian Gulf Ports ... .. Value.	...	...	...	...	...	...	...	...	...	335
Hodeldah ... ..	...	...	...	...	...	...	...	...	...	...
Mossawah ... ..	...	...	...	...	...	...	124	...	377	216
Muskat ... ..	...	...	...	...	...	...	...	...	...	145
Italian East Africa ... ..	...	...	...	...	...	...	...	...	...	693
Djibouti and Obokh ... ..	...	...	...	...	...	115	194	323	402	...
Italy ... ..	...	...	...	...	...	...	...	...	10	...
Jeddah ... ..	...	...	...	...	...	...	...	...	...	...
North Africa, etc. ... ..	...	...	...	...	...	...	...	...	...	...
Other Foreign Countries ... ..	...	...	...	...	...	138	18	27	79	167
France ... ..	...	...	...	...	...	...	...	...	...	...
<b>TOTAL, FOREIGN COUNTRIES ... Value.</b>	<b>...</b>	<b>...</b>	<b>...</b>	<b>...</b>	<b>...</b>	<b>248</b>	<b>296</b>	<b>355</b>	<b>966</b>	<b>1,421</b>
<b>TOTAL BRITISH EMPIRE AND FOREIGN COUNTRIES ... Value.</b>	<b>...</b>	<b>...</b>	<b>...</b>	<b>...</b>	<b>...</b>	<b>357</b>	<b>310</b>	<b>453</b>	<b>1,222</b>	<b>2,155</b>

No. 8—continued.

TOTAL QUANTITIES and VALUE of ARTICLES EXPORTED—continued.

703

ARTICLES, AND COUNTRIES OF FINAL DESTINATION.	Quantities.					Value.				
	1916-1917.	1917-1918.	1918-1919.	1919-1920.	1920-1921.	1916-1917.	1917-1918.	1918-1919.	1919-1920.	1920-1921.
<b>Glass and Glass-ware (III-E)—</b>						£	£	£	£	£
Suakin and Port Sudan ... ..Value.										78
Egypt ... ..Value.							80			
United Kingdom ... ..Value.									100	133
Somaliand ... ..Value.						220	180	80	19	177
Zanzibar and Pemba ... ..Value.						340	164		83	
Perim ... ..Value.							73	72		109
India—Bombay ... ..Value.							347	189	941	273
Other British Possessions ... ..Value.						43		5	73	31
<b>TOTAL, BRITISH EMPIRE ...Value.</b>						<b>641</b>	<b>803</b>	<b>356</b>	<b>1,032</b>	<b>776</b>
Japan ... ..Value.						230				
France ... ..Value.										
Italian East Africa ... ..Value.						207	231		88	381
Dunkirk Coast ... ..Value.										
Arabian Gulf Ports ... ..Value.						148	174		189	446
Hodeidah ... ..Value.									234	1,207
Jeddah ... ..Value.									88	
Mokha ... ..Value.									97	80
Djibouti and Obokh ... ..Value.						1,813	1,438	2,054	2,204	3,148
Mossawah ... ..Value.						208	107		270	8
Gaizan ... ..Value.								218	254	148
Other Foreign Countries ... ..Value.						47	51	93	87	310
Confidah ... ..Value.										
<b>TOTAL, FOREIGN COUNTRIES ...Value.</b>						<b>2,680</b>	<b>1,986</b>	<b>2,354</b>	<b>3,218</b>	<b>4,436</b>
<b>TOTAL, BRITISH EMPIRE AND FOREIGN COUNTRIES ...Value.</b>						<b>3,129</b>	<b>2,789</b>	<b>2,710</b>	<b>4,250</b>	<b>5,212</b>
<b>Grain, Pulse and Flour—</b>										
<b>Barley (I-O)—</b>										
United Kingdom ... ..Cwt.										
Perim ... ..Cwt.										
Zanzibar ... ..Cwt.										
Other British Possessions ... ..Cwt.				2						
<b>TOTAL, BRITISH EMPIRE ... Cwt.</b>				<b>2</b>					<b>1</b>	
Djibouti and Obokh ... ..Cwt.	1,061					632				
Mossawah ... ..Cwt.										
Jeddah ... ..Cwt.										
Other Foreign Countries ... ..Cwt.	15	4	30	104	5	7		17	70	30
<b>TOTAL, FOREIGN COUNTRIES ... Cwt.</b>	<b>1,070</b>	<b>4</b>	<b>30</b>	<b>104</b>	<b>5</b>	<b>639</b>	<b>3</b>	<b>17</b>	<b>70</b>	<b>30</b>
<b>TOTAL, BRITISH EMPIRE AND FOREIGN COUNTRIES ... Cwt.</b>	<b>1,070</b>	<b>4</b>	<b>32</b>	<b>104</b>	<b>5</b>	<b>639</b>	<b>3</b>	<b>18</b>	<b>70</b>	<b>30</b>
<b>Wheat I-O—</b>										
Somaliand ... ..Cwt.	3,233	3,769	18,265	4,548		1,618	1,740	11,233	4,902	
Other British Possessions ... ..Cwt.			3					3		
<b>TOTAL, BRITISH EMPIRE ... Cwt.</b>	<b>3,233</b>	<b>3,769</b>	<b>18,268</b>	<b>4,548</b>		<b>1,618</b>	<b>1,740</b>	<b>11,236</b>	<b>4,902</b>	
Madagascar ... ..Cwt.										
Hodeidah ... ..Cwt.										
Reunion ... ..Cwt.										
Djibouti and Obokh ... ..Cwt.			603					267		
Arabian Gulf Ports ... ..Cwt.										
Gaizan ... ..Cwt.										
Other Foreign Countries ... ..Cwt.	25	27	8	48		18	25	6	54	
Mokha ... ..Cwt.										
<b>TOTAL, FOREIGN COUNTRIES ... Cwt.</b>	<b>25</b>	<b>27</b>	<b>611</b>	<b>48</b>		<b>18</b>	<b>25</b>	<b>263</b>	<b>54</b>	
<b>TOTAL, BRITISH EMPIRE AND FOREIGN COUNTRIES ... Cwt.</b>	<b>3,258</b>	<b>3,796</b>	<b>18,879</b>	<b>4,596</b>		<b>1,636</b>	<b>1,765</b>	<b>11,500</b>	<b>4,956</b>	

No. 8—continued.

704 • TOTAL QUANTITIES and VALUE of ARTICLES EXPORTED—continued.

ARTICLES, AND COUNTRIES OF FINAL DESTINATION.	QUANTITIES.					VALUE.				
	1916-1917.	1917-1918.	1918-1919.	1919-1920.	1920-1921.	£	£	£	£	£
<b>Grain, Pulse and Flour—continued.</b>										
<i>Jawar and Bajra (I. C.)—</i>										
Somaliand ... Cwt.	111,351	40,211	8,302	10,921	3,115	45,609	26,770	6,035	10,789	1,467
Zanzibar ... Cwt.	1,264	851	796	1,253	1,105	674	480	631	1,214	851
Perim ... Cwt.	21	14	9	18	8	16	9	10	24	9
Bombay ... Cwt.										
Suakin and Port Soudan ... Cwt.										
Other British Possessions ... Cwt.										
<b>TOTAL, BRITISH EMPIRE ... Cwt.</b>	<b>112,836</b>	<b>41,284</b>	<b>9,006</b>	<b>12,192</b>	<b>4,228</b>	<b>46,299</b>	<b>27,384</b>	<b>6,675</b>	<b>12,027</b>	<b>3,327</b>
<i>Kamatin, etc.</i>										
Mosowah ... Cwt.	5,591	5,954	1,725	270	615	1,504	1,357	1,357	253	435
Dunkal Coast ... Cwt.	76,809	3,203	191	4,882	1,604	32,583	3,794	103	4,800	1,214
Independent Somali Ports ... Cwt.	6,016	3,203	353	1,353	797	2,403	2,080	257	1,253	609
Jeddah ... Cwt.	28,610	6,394	4,397	3,859	2,908	9,284	3,147	2,914	2,489	2,048
Hodeidah ... Cwt.				3,012	965				2,783	728
Arabian Gulf Ports ... Cwt.				270					235	
Mohs, etc. ... Cwt.	8,347	27,254	12,146	14,054	17,051	3,473	17,852	9,841	12,518	10,868
Suakin ... Cwt.	42,961	10,563	7,867	2,992		17,619	6,533	6,394	3,013	
D'jibouti and Obokh ... Cwt.				2,129	373				1,813	279
Indian East Africa ... Cwt.	55,907			218	105	53,939			165	75
Gaizan ... Cwt.				187					17	161
Other Foreign Countries ... Cwt.	54	169	6	14		22	66	9		
<b>TOTAL, FOREIGN COUNTRIES ... Cwt.</b>	<b>219,115</b>	<b>53,477</b>	<b>2,655</b>	<b>31,803</b>	<b>24,904</b>	<b>90,877</b>	<b>33,472</b>	<b>20,734</b>	<b>29,033</b>	<b>16,444</b>
<b>TOTAL, BRITISH EMPIRE AND FOREIGN COUNTRIES ... Cwt.</b>	<b>331,951</b>	<b>94,761</b>	<b>35,661</b>	<b>43,995</b>	<b>29,132</b>	<b>137,176</b>	<b>60,856</b>	<b>27,410</b>	<b>41,060</b>	<b>19,771</b>
<i>Meals (I. C.)—</i>										
Somaliand ... Cwt.										
Other British Possessions ... Cwt.										
<b>TOTAL, BRITISH EMPIRE ... Cwt.</b>										
Hodeidah ... Cwt.										
Arabian Gulf Ports ... Cwt.	391	623	1,243	465	600	178	387	725	413	215
Other Foreign Countries ... Cwt.	57		3			25		3		
<b>TOTAL, FOREIGN COUNTRIES ... Cwt.</b>	<b>448</b>	<b>623</b>	<b>1,245</b>	<b>465</b>	<b>600</b>	<b>201</b>	<b>387</b>	<b>728</b>	<b>413</b>	<b>215</b>
<b>TOTAL, BRITISH EMPIRE AND FOREIGN COUNTRIES ... Cwt.</b>	<b>448</b>	<b>623</b>	<b>1,245</b>	<b>465</b>	<b>600</b>	<b>201</b>	<b>387</b>	<b>728</b>	<b>413</b>	<b>215</b>
<i>Oats (I. C.)—</i>										
Other British Possessions ... Cwt.										
<b>TOTAL, BRITISH EMPIRE ... Cwt.</b>										
Jeddah ... Cwt.	150					67				
Other Foreign Countries ... Cwt.	15					7				
<b>TOTAL, FOREIGN COUNTRIES ... Cwt.</b>	<b>165</b>					<b>74</b>				
<b>TOTAL, BRITISH EMPIRE AND FOREIGN COUNTRIES ... Cwt.</b>	<b>165</b>					<b>74</b>				
<i>Pulse Beans (I. C.)—</i>										
Other British Possessions ... Cwt.				2	4				4	6
<b>TOTAL, BRITISH EMPIRE ... Cwt.</b>				<b>2</b>	<b>4</b>				<b>4</b>	<b>6</b>
Other Foreign Countries ... Cwt.				40	4				50	7
Arabian Gulf Ports ... Cwt.				469					469	
<b>TOTAL, FOREIGN COUNTRIES ... Cwt.</b>				<b>40</b>	<b>473</b>				<b>50</b>	<b>476</b>
<b>TOTAL, BRITISH EMPIRE AND FOREIGN COUNTRIES ... Cwt.</b>				<b>42</b>	<b>477</b>				<b>54</b>	<b>482</b>
<i>Pulse Gram.</i>										
British Somaliand ... Cwt.					4,019					3,49
Other British Possessions ... Cwt.				16	11				23	15
<b>TOTAL, BRITISH EMPIRE ... Cwt.</b>				<b>16</b>	<b>4,030</b>				<b>23</b>	<b>3,504</b>
D'jibouti ... Cwt.				51					78	528
Hodeidah ... Cwt.				91	535				116	528
Other Foreign Countries ... Cwt.				23	58				31	76
<b>TOTAL, FOREIGN COUNTRIES ... Cwt.</b>				<b>164</b>	<b>593</b>				<b>219</b>	<b>616</b>
<b>TOTAL, BRITISH EMPIRE AND FOREIGN COUNTRIES ... Cwt.</b>				<b>180</b>	<b>4,623</b>				<b>242</b>	<b>4,120</b>
<i>Lentils (Masur)</i>										
Other British Possession ... Cwt.				32	49				34	47
<b>TOTAL, BRITISH EMPIRE ... Cwt.</b>				<b>32</b>	<b>49</b>				<b>34</b>	<b>47</b>
Madagascar ... Cwt.				66	74				116	13
Madagascar ... Cwt.				103					95	
Other Foreign Countries ... Cwt.				110	58				104	44
<b>TOTAL, FOREIGN COUNTRIES ... Cwt.</b>				<b>308</b>	<b>127</b>				<b>316</b>	<b>154</b>
<b>TOTAL, BRITISH EMPIRE AND FOREIGN COUNTRIES ... Cwt.</b>				<b>340</b>	<b>176</b>				<b>349</b>	<b>251</b>
<i>Pulse O'arts (I. C.)—</i>										
Somaliand ... Cwt.	363	176	359	334		283	151	337	373	8
Suakin and Port Soudan ... Cwt.		354		47	43		247		78	8
Other British Possessions ... Cwt.	123	44	65	13	27	94	37	60	13	21
<b>TOTAL, BRITISH EMPIRE ... Cwt.</b>	<b>609</b>	<b>574</b>	<b>424</b>	<b>394</b>	<b>71</b>	<b>377</b>	<b>435</b>	<b>397</b>	<b>464</b>	<b>121</b>
Reunna ... Cwt.										
Madagascar ... Cwt.	151	164				148	150			
Jeddah ... Cwt.										
D'jibouti and Obokh ... Cwt.	375	232	159	117	43	241	206	231	203	5
Arabian Gulf Ports ... Cwt.										
Gaizan ... Cwt.										
Other Foreign Countries ... Cwt.	66	27	63	34	68	56	27	91	29	61
Mosowah ... Cwt.	667	108	230	97	71	610	501	181	123	13
<b>TOTAL, FOREIGN COUNTRIES ... Cwt.</b>	<b>1,179</b>	<b>371</b>	<b>471</b>	<b>238</b>	<b>120</b>	<b>1,055</b>	<b>974</b>	<b>443</b>	<b>354</b>	<b>229</b>
<b>TOTAL, BRITISH EMPIRE AND FOREIGN COUNTRIES ... Cwt.</b>	<b>1,804</b>	<b>1,555</b>	<b>895</b>	<b>632</b>	<b>249</b>	<b>1,432</b>	<b>1,409</b>	<b>840</b>	<b>818</b>	<b>411</b>



GENERAL EXPORTS.

SEA-BORNE TRADE.

No. 8—continued.

TOTAL QUANTITIES and VALUE of ARTICLES EXPORTED—continued.

ARTICLES, AND COUNTRIES OF FINAL DESTINATION.	QUANTITIES.					VALUE.				
	1916-1917.	1917-1918.	1918-1919.	1919-1920.	1920-1921.	1916-1917.	1917-1918.	1918-1919.	1919-1920.	1920-1921.
<b>Grain, Pulse and Flour—continued.</b>										
<i>Rice not in the Husk (L. O.)—</i>										
United Kingdom ... Cwt.	.....	.....	.....	.....	.....	.....	.....	.....	.....	.....
Somaliand ...	100,139	56,631	75,457	101,678	62,863	65,004	63,081	67,839	108,890	88,888
Zanzibar ...	379	.....	.....	.....	558	381	.....	.....	.....	613
Mauritius ...	.....	.....	.....	.....	.....	.....	.....	.....	.....	.....
Perin ...	1,183	848	813	1,390	2,363	808	727	686	1,607	1,536
Suakin and Port Soudan... ..	2,148	2,141	.....	88	117	1,616	1,463	.....	98	181
Other British Possessions ... ..	.....	8	48	2	1	.....	8	48	2	2
TOTAL, BRITISH EMPIRE ... Cwt.	108,709	60,616	78,318	108,017	65,883	67,675	64,871	69,523	108,487	91,363
<i>Rice Broken (L. O.)—</i>										
Other British Possession ... .. Cwt.	.....	.....	.....	.....	80	.....	.....	.....	.....	80
TOTAL BRITISH EMPIRE ... Cwt.	.....	.....	.....	.....	80	.....	.....	.....	.....	80
Arabian Gulf Ports ... .. Cwt.	.....	.....	.....	.....	1,014	.....	.....	.....	.....	864
Independent Somali Ports ... ..	.....	.....	.....	.....	1,943	.....	.....	.....	.....	1,338
TOTAL FOREIGN COUNTRIES ... Cwt.	.....	.....	.....	.....	2,957	.....	.....	.....	.....	2,016
TOTAL BRITISH EMPIRE AND FOREIGN COUNTRIES ... Cwt.	.....	.....	.....	.....	2,712	.....	.....	.....	.....	2,071
<i>German East Africa ... .. Cwt.</i>										
Turkey in Asia ... ..	.....	.....	.....	.....	.....	.....	.....	.....	.....	.....
Mozambique ... ..	.....	.....	.....	.....	.....	.....	.....	.....	.....	.....
North Africa, Morocco, etc. ... ..	.....	.....	.....	.....	.....	.....	.....	.....	.....	.....
Moscowah ... ..	7,326	3,107	11,880	9,941	7,943	4,363	2,401	12,736	11,188	7,000
Dunkall Coast ... ..	2,481	779	1,008	2,797	11,381	1,683	612	889	8,069	1,864
Independent Somali Ports ... ..	83,431	37,634	26,091	29,655	18,429	24,829	19,129	26,776	21,872	13,489
Italian East Africa ... ..	7,456	2,463	1,811	2,756	833	4,864	1,991	1,841	2,205	806
Confdah ... ..	.....	.....	.....	.....	.....	.....	.....	.....	.....	.....
Galsan ... ..	2,394	3,001	4,094	6,516	8,108	2,277	2,717	3,615	6,966	2,763
Lohia ... ..	.....	.....	.....	914	320	.....	.....	.....	971	498
Hodeidah ... ..	.....	.....	386	9,719	6,704	.....	.....	373	10,449	7,234
Kamran and Furman ... ..	554	393	593	441	387	397	303	600	494	367
Mokha ... ..	.....	.....	.....	1,790	187	.....	.....	.....	2,489	163
Arabian Gulf Ports ... ..	30,727	21,778	31,000	26,327	48,443	27,548	19,686	29,676	26,865	51,004
Muskat ... ..	.....	.....	.....	.....	1,613	.....	.....	.....	.....	2,000
Medi ... ..	.....	.....	.....	.....	.....	.....	.....	.....	.....	.....
Jeddah ... ..	378	.....	.....	.....	.....	260	.....	.....	.....	.....
D'Jibouti and Obokh ... ..	21,177	11,061	17,818	14,201	638	14,544	9,171	17,346	18,008	888
Other Foreign Countries ... ..	17	.....	.....	18	26	18	.....	.....	17	1
TOTAL, FOREIGN COUNTRIES ... Cwt.	126,067	61,208	108,376	124,166	84,866	79,158	59,378	86,970	127,724	68,978
TOTAL BRITISH EMPIRE AND FOREIGN COUNTRIES ... Cwt.	239,076	121,824	186,694	227,183	152,467	143,827	121,899	156,493	236,161	159,341
<i>Wheat (L. O.)—</i>										
Somaliand ... .. Cwt.	197	214	89	73	.....	117	208	104	131	.....
India—Bombay ... ..	.....	.....	.....	.....	.....	.....	.....	.....	.....	.....
Other British Possessions ... ..	11	.....	6	9	43	8	.....	.....	15	28
Suakin and Port Soudan ... ..	.....	.....	.....	.....	.....	.....	.....	.....	.....	.....
TOTAL, BRITISH EMPIRE ... Cwt.	198	214	95	82	43	125	208	111	156	56
Lohia ... .. Cwt.	.....	.....	.....	.....	.....	.....	.....	.....	.....	.....
Hodeidah ... ..	.....	.....	.....	.....	.....	.....	.....	.....	.....	.....
Mokha ... ..	.....	.....	.....	.....	.....	.....	.....	.....	.....	.....
Arabian Gulf Ports ... ..	256	98	.....	399	.....	189	88	.....	349	.....
D'Jibouti and Obokh ... ..	.....	.....	.....	.....	.....	.....	.....	.....	.....	.....
Moscowah ... ..	.....	780	2,233	.....	.....	.....	808	1,976	.....	148
Italian East Africa ... ..	.....	.....	106	.....	46	.....	.....	126	.....	.....
GALAN ... ..	.....	.....	79	.....	63	.....	139	.....	87	139
Other Foreign Countries ... ..	107	138	.....	.....	64	69	.....	.....	.....	.....
TOTAL, FOREIGN COUNTRIES ... Cwt.	363	1,006	2,470	340	178	267	1,015	2,106	323	371
TOTAL BRITISH EMPIRE AND FOREIGN COUNTRIES ... Cwt.	521	1,220	2,565	422	273	392	1,223	2,306	479	427
<i>Wheat flour (L. O.)—</i>										
Somaliand ... .. Cwt.	2,027	4,484	6,418	5,779	3,319	3,008	4,471	7,487	7,028	3,857
Zanzibar ... ..	.....	.....	.....	.....	.....	.....	.....	.....	.....	.....
Perin ... ..	2,530	1,738	2,123	2,497	4,108	1,719	1,649	2,499	2,808	4,768
Suakin and Port Soudan ... ..	.....	.....	.....	399	.....	.....	.....	.....	677	.....
India—Bombay ... ..	.....	.....	.....	.....	.....	.....	.....	.....	.....	.....
Other British Possessions ... ..	.....	.....	.....	.....	.....	.....	.....	.....	.....	.....
Mauritius, etc. ... ..	.....	.....	.....	.....	.....	.....	.....	.....	.....	.....
TOTAL, BRITISH EMPIRE ... Cwt.	4,557	6,222	8,541	8,276	7,427	4,727	6,120	9,986	10,413	8,625

No. 8—continued.

706 TOTAL QUANTITIES and VALUE of ARTICLES EXPORTED—continued.

ARTICLES, AND COUNTRIES OF FINAL DESTINATION,	QUANTITIES.					VALUE.				
	1916-1917.	1917-1918.	1918-1919.	1919-1920.	1920-1921.	£	£	£	£	£
<b>Grain, Pulse and Flour—continued.</b>										
<i>Wheat flour (L. O.)—continued.</i>										
Mossowah ... Cwt.	1,239	226	399	3,045	2,769	1,000	215	487	3,449	1,068
Dunkali Coast ... "	.....	.....	89	462	257	.....	.....	111	545	279
Italian East Africa ... "	.....	189	609	1,531	347	.....	179	770	2,118	376
Independent Somali Ports ... "	204	.....	64	158	.....	196	.....	77	175	.....
Egypt ... "	.....	.....	.....	.....	.....	.....	.....	.....	.....	.....
Jeddah ... "	.....	.....	.....	.....	.....	.....	.....	.....	.....	.....
Considah ... "	.....	.....	.....	.....	.....	.....	.....	.....	.....	.....
Galzan ... "	6,083	7,793	7,350	5,644	5,108	4,313	7,768	7,893	6,839	5,701
Lohia ... "	.....	.....	.....	454	831	.....	.....	.....	486	93
Hodeidah ... "	.....	.....	210	18,596	6,635	.....	.....	295	9,240	7,100
Kanaran and Furan ... "	859	394	473	793	723	591	567	508	816	518
Mokha ... "	.....	.....	.....	1,194	.....	.....	.....	.....	1,195	.....
Arabian Gulf Ports ... "	2,813	1,066	737	2,415	1,514	1,735	537	842	2,793	1,461
D'Jibouti and Obokh ... "	263	3,045	5,501	5,254	394	202	3,103	6,670	6,664	428
Medi ... "	.....	.....	.....	.....	1,793	.....	.....	.....	.....	1,931
Other Foreign Countries ... "	.....	38	.....	2	77	.....	37	.....	2	84
<b>TOTAL, FOREIGN COUNTRIES ... Cwt.</b>	<b>11,188</b>	<b>12,851</b>	<b>15,721</b>	<b>29,913</b>	<b>20,503</b>	<b>7,837</b>	<b>12,206</b>	<b>17,062</b>	<b>33,032</b>	<b>21,523</b>
<b>TOTAL, BRITISH EMPIRE AND FOREIGN COUNTRIES ... Cwt.</b>	<b>17,464</b>	<b>19,873</b>	<b>24,208</b>	<b>33,148</b>	<b>23,328</b>	<b>12,561</b>	<b>18,330</b>	<b>27,582</b>	<b>44,243</b>	<b>30,552</b>
<i>Othersorts (L. O.)—</i>										
Zanzibar ... Cwt.	.....	.....	.....	.....	150	.....	.....	.....	.....	118
Egypt ... "	.....	250	.....	.....	.....	.....	200	.....	.....	.....
Somaliland ... "	87	.....	1,876	.....	.....	73	.....	1,708	.....	.....
Suakin and Port Sudan ... "	.....	.....	.....	.....	.....	.....	.....	.....	.....	.....
India—Bombay ... "	.....	.....	.....	.....	614	.....	.....	.....	.....	488
Other British Possessions ... "	53	66	8	33	36	41	67	10	49	70
<b>TOTAL, BRITISH EMPIRE ... Cwt.</b>	<b>140</b>	<b>316</b>	<b>1,884</b>	<b>33</b>	<b>800</b>	<b>119</b>	<b>207</b>	<b>1,718</b>	<b>49</b>	<b>676</b>
France ... "	.....	.....	81	.....	.....	.....	.....	193	.....	.....
Mossowah ... Cwt.	.....	.....	94	.....	.....	.....	.....	105	.....	.....
Madagascar ... "	.....	.....	.....	.....	.....	.....	.....	.....	.....	.....
Hodeidah ... "	.....	.....	.....	.....	.....	.....	.....	.....	.....	.....
Italian East Africa ... "	.....	.....	.....	.....	.....	.....	.....	.....	.....	.....
Arabian Gulf Ports ... "	.....	174	231	.....	.....	.....	143	80	.....	.....
Reunion ... "	.....	.....	.....	.....	.....	.....	.....	.....	.....	.....
D'Jibouti and Obokh ... "	295	.....	59	43	.....	349	.....	89	70	.....
Jeddah ... "	.....	.....	.....	.....	.....	.....	.....	.....	.....	.....
Muskat ... "	.....	.....	.....	.....	.....	.....	.....	.....	.....	.....
Mokha ... "	.....	.....	.....	.....	.....	.....	.....	.....	.....	.....
Other Foreign Countries ... "	127	131	3	31	141	106	87	4	37	176
<b>TOTAL, FOREIGN COUNTRIES ... Cwt.</b>	<b>432</b>	<b>315</b>	<b>468</b>	<b>73</b>	<b>141</b>	<b>355</b>	<b>230</b>	<b>471</b>	<b>207</b>	<b>176</b>
<b>TOTAL, BRITISH EMPIRE AND FOREIGN COUNTRIES ... Cwt.</b>	<b>533</b>	<b>631</b>	<b>3,352</b>	<b>106</b>	<b>941</b>	<b>474</b>	<b>497</b>	<b>2,189</b>	<b>156</b>	<b>852</b>
<b>TOTAL, GRAIN, PULSE AND FLOUR ... Cwt.</b>	<b>556,720</b>	<b>561,217</b>	<b>227,915</b>	<b>316,508</b>	<b>199,673</b>	<b>208,300</b>	<b>1,56,094</b>	<b>237,564</b>	<b>379,195</b>	<b>191,038</b>
<b>Gums and Resins—</b>										
<i>Arabic (s) (L. B.)—</i>										
United Kingdom ... Cwt.	593	182	79	283	1,068	1,622	303	200	1,063	1,723
Zanzibar ... "	.....	50	.....	.....	.....	.....	73	.....	.....	.....
Calcutta ... "	196	.....	.....	203	90	423	.....	.....	470	137
India—Bombay ... "	6,531	5,981	3,654	9,227	3,208	12,155	12,632	14,006	19,338	5,137
Other British Possessions ... "	45	.....	.....	.....	48	96	.....	.....	.....	87
<b>TOTAL, BRITISH EMPIRE ... Cwt.</b>	<b>7,664</b>	<b>6,198</b>	<b>3,733</b>	<b>9,713</b>	<b>4,604</b>	<b>14,196</b>	<b>13,208</b>	<b>14,636</b>	<b>20,671</b>	<b>7,573</b>

GENERAL EXPORTS.

SEA-BORNE TRADE.

No. 8—continued.

TOTAL QUANTITIES and VALUE of ARTICLES EXPORTED—continued.

707

ARTICLES, AND COUNTRIES OF FINAL DESTINATION.	QUANTITIES.					VALUE.				
	1916-1917.	1917-1918.	1918-1919.	1919-1920.	1920-1921.	1916-1917.	1917-1918.	1918-1919.	1919-1920.	1920-1921.
<b>Gums and Resins—continued.</b>										
<i>Arabic (a) (II, B)—continued.</i>										
Turkey in Asia ... .. Cwt.	.....	.....	.....	.....	.....	.....	.....	.....	.....	.....
Mossawah ... .. Cwt.	.....	.....	.....	.....	800	.....	.....	.....	.....	801
Italy ... .. Cwt.	732	45	30	87	.....	2,553	1,290	170	167	.....
Austria ... .. Cwt.	.....	.....	.....	.....	73	.....	.....	.....	.....	103
United States ... .. Cwt.	240	455	.....	191	.....	667	600	.....	1,217	.....
Germany ... .. Cwt.	.....	.....	.....	.....	.....	.....	.....	.....	.....	.....
France ... .. Cwt.	1,390	.....	.....	.....	234	2,990	.....	.....	.....	318
D'Jibouti ... .. Cwt.	.....	.....	.....	.....	.....	.....	.....	.....	.....	.....
Egypt ... .. Cwt.	.....	.....	.....	.....	.....	.....	.....	.....	.....	.....
Japan ... .. Cwt.	.....	.....	.....	60	.....	.....	.....	.....	160	.....
Mokha ... .. Cwt.	.....	.....	.....	92	130	.....	.....	.....	109	144
Other Foreign Countries... .. Cwt.	17	.....	1	37	96	17	.....	1	59	131
<b>TOTAL, FOREIGN COUNTRIES ... Cwt.</b>	<b>2,370</b>	<b>905</b>	<b>31</b>	<b>447</b>	<b>1,081</b>	<b>7,217</b>	<b>1,800</b>	<b>101</b>	<b>1,907</b>	<b>1,184</b>
<b>TOTAL, BRITISH EMPIRE AND FOREIGN COUNTRIES ... Cwt.</b>	<b>10,043</b>	<b>7,109</b>	<b>5,764</b>	<b>10,181</b>	<b>8,435</b>	<b>21,413</b>	<b>15,008</b>	<b>14,997</b>	<b>22,073</b>	<b>9,211</b>
<i>Benjamin's (b) (II, B)—</i>										
United Kingdom ... .. Cwt.	.....	.....	.....	55	.....	.....	.....	.....	273	.....
Egypt ... .. Cwt.	.....	.....	.....	50	82	.....	.....	.....	147	207
Other British Possessions ... .. Cwt.	4	33	3	13	7	16	90	31	52	14
<b>TOTAL, BRITISH EMPIRE ... Cwt.</b>	<b>4</b>	<b>39</b>	<b>3</b>	<b>114</b>	<b>99</b>	<b>16</b>	<b>90</b>	<b>31</b>	<b>672</b>	<b>221</b>
Egypt ... .. Cwt.	.....	.....	70	.....	.....	.....	.....	225	.....	.....
Italian Eas Africa ... .. Cwt.	28	17	.....	.....	.....	80	79	.....	.....	.....
Philippine Island ... .. Cwt.	.....	.....	62	.....	.....	.....	.....	280	.....	.....
Lohia ... .. Cwt.	.....	.....	.....	.....	.....	.....	.....	.....	.....	.....
D'Jibouti and Obokh ... .. Cwt.	53	54	27	16	27	103	170	86	79	117
Mossawah ... .. Cwt.	.....	.....	.....	.....	55	.....	.....	.....	.....	78
Confidah ... .. Cwt.	.....	.....	.....	.....	21	.....	.....	.....	.....	64
Hodeidah ... .. Cwt.	.....	.....	.....	74	164	.....	.....	.....	333	491
Mokha ... .. Cwt.	.....	.....	.....	122	23	.....	.....	.....	309	63
Arabian Gulf Ports ... .. Cwt.	.....	28	163	19	19	.....	177	983	91	120
Farsan ... .. Cwt.	.....	.....	.....	.....	.....	.....	.....	.....	.....	.....
Gaizan ... .. Cwt.	231	619	393	1,024	19	616	2,119	1,116	2,912	94
Other Foreign Countries ... .. Cwt.	35	5	19	64	39	108	18	70	143	144
<b>TOTAL, FOREIGN COUNTRIES ... Cwt.</b>	<b>347</b>	<b>723</b>	<b>664</b>	<b>1,509</b>	<b>366</b>	<b>913</b>	<b>2,543</b>	<b>2,674</b>	<b>4,023</b>	<b>1,107</b>
<b>TOTAL, BRITISH EMPIRE AND FOREIGN COUNTRIES ... Cwt.</b>	<b>351</b>	<b>763</b>	<b>667</b>	<b>1,491</b>	<b>466</b>	<b>929</b>	<b>2,633</b>	<b>2,744</b>	<b>4,656</b>	<b>1,416</b>
<i>Olibannum or Frankincense (c) (II, B)—</i>										
United Kingdom ... .. Cwt.	699	.....	.....	628	1,008	1,441	.....	.....	807	2,140
Somaliland... .. Cwt.	200	240	378	154	.....	146	173	448	133	.....
Straits Settlements ... .. Cwt.	.....	.....	200	361	865	.....	.....	200	583	1,073
Sunkin, etc. ... .. Cwt.	623	1,767	600	2,097	993	540	1,925	737	2,757	1,374
Zanzibar ... .. Cwt.	.....	81	.....	.....	.....	.....	87	.....	.....	.....
India—Bombay ... .. Cwt.	22,149	6,171	1,448	7,716	2,699	23,251	6,396	1,422	12,139	8,119
Other British Possessions ... .. Cwt.	14	6	9	3	40	13	5	10	6	48
Egypt ... .. Cwt.	249	6,004	928	8,183	1,901	397	8,499	1,029	18,149	3,454
<b>TOTAL, BRITISH EMPIRE ... Cwt.</b>	<b>24,432</b>	<b>14,229</b>	<b>3,490</b>	<b>19,093</b>	<b>7,478</b>	<b>26,776</b>	<b>17,476</b>	<b>4,444</b>	<b>31,721</b>	<b>11,914</b>
Spain ... .. Cwt.	.....	.....	.....	.....	119	.....	.....	.....	.....	165
Greece ... .. Cwt.	.....	.....	519	314	.....	.....	.....	780	273	.....
Turkey Asiatic Levant and Black Sea... .. Cwt.	.....	.....	.....	130	.....	.....	.....	.....	311	.....
Austria ... .. Cwt.	.....	.....	.....	146	268	.....	.....	.....	600	587
France ... .. Cwt.	3,950	88	291	5,085	645	5,908	67	262	16,987	1,425
Germany ... .. Cwt.	.....	.....	.....	.....	200	.....	.....	.....	.....	240
Holland ... .. Cwt.	.....	.....	.....	.....	.....	.....	.....	.....	.....	.....
Other Foreign Countries in Europe ... .. Cwt.	.....	.....	.....	.....	.....	204	.....	.....	.....	.....
Italy ... .. Cwt.	222	.....	.....	.....	.....	.....	.....	.....	.....	.....
North Africa, etc. ... .. Cwt.	.....	.....	.....	.....	.....	.....	.....	.....	.....	.....
Mokha ... .. Cwt.	.....	.....	.....	87	.....	.....	.....	.....	83	.....

No. 8—continued.

708

TOTAL QUANTITIES and VALUE of ARTICLES EXPORTED—continued.

ARTICLES, AND COUNTRIES OF FINAL DESTINATION.	QUANTITIES.					VALUE.				
	1916-1917.	1917-1918.	1918-1919.	1919-1920.	1920-1921.	£	£	£	£	£
<b>Gum and Resins—continued.</b>										
<i>Olibanum or Frankincense (c) (II B)—continued.</i>										
Masowah ... Cwt.	763	1,116	1,975	393	966	575	1,302	2,599	367	1,211
Egypt ...										
Jeddah ...										
Hodidah ...				53					53	
Turkey in Asia ...	610									
China ...		100				787	200			
Dankali Ports ...			256					329		
Djibouti and Obokh ...	1,045	6,685	6,450	3,359	5,161	977	3,242	3,465	4,914	5,199
Java ...										
Galsan ...		249	408	129			370	578	172	
Muscat ...										
Italian East Africa ...										
United States of America ...										
Other Foreign Countries ...	129	101	53	24	164	111	122	57	34	155
TOTAL, FOREIGN COUNTRIES ... Cwt.	6,723	8,238	9,593	9,727	7,847	8,733	10,383	14,218	21,573	10,296
TOTAL, BRITISH EMPIRE AND FOREIGN COUNTRIES ... Cwt.	31,154	22,516	13,436	23,809	15,320	34,599	27,829	18,662	53,144	32,243
<i>Resin (d) (II B)—</i>										
Other British Possessions ... Cwt.	6		2	1	5	5		4	3	6
TOTAL, BRITISH EMPIRE ... Cwt.	6		2	1	5	5		4	3	6
Mokha ... Cwt.										
France ...										
Other Foreign Countries ...	53	15	10	18	51	60	29	10	55	96
TOTAL, FOREIGN COUNTRIES ... Cwt.	53	15	10	18	51	60	29	10	55	96
TOTAL, BRITISH EMPIRE AND FOREIGN COUNTRIES ... Cwt.	59	15	12	19	56	65	29	14	58	102
<i>Other sorts (e) (II B)—</i>										
Egypt ... Cwt.	5,903	8,008	9,919	6,575	6,633	7,319	14,301	23,412	15,589	15,134
Calcutta ...										
United Kingdom ...	104		40	645	859	230		347	3,980	5,122
Somaland ...	200					78				
Sunkin, etc. ...	59	83			177	91	179			165
India—Bombay ...	6,598	2,356	2,208	11,094	1,834	5,538	8,512	7,748	17,069	5,373
Other British Possessions ...	5	66	81	80	97	9	69	25	56	111
TOTAL, BRITISH EMPIRE ... Cwt.	12,165	10,512	12,249	18,400	9,630	12,325	18,001	31,532	36,644	25,904
Dankali Ports ... Cwt.			40	80	31			67	71	69
France ...					45					233
Austria ...					54					317
Germany ...										
Medi ...					51					78
Masowah ...	285	95	124		67	400	184	240		127
Egypt ...										
United States ...	345	164	183	341	991	1,236	853	607	2,568	2,080
Jeddah ...	103				70	123				64
Confidah ...					53					103
Galsan ...	300	490	393	1,313	58	437	1,126	459	1,997	63
Lohla ...				58					77	
Hodaidah ...				273	308				366	732
Mokha ...				253	91				246	110
China ...	87					133				
Djibouti and Obokh ...	824	1,039	719	344	674	42	637	791	457	751
Tockin ...										
Other Foreign Countries ...	18	4	13	59	40	23	5	27	137	55
Italian East Africa ...										
TOTAL, FOREIGN COUNTRIES ... Cwt.	1,581	1,758	1,461	2,751	1,892	2,764	3,006	2,391	5,900	4,722
TOTAL, BRITISH EMPIRE AND FOREIGN COUNTRIES ... Cwt.	14,717	12,300	13,709	21,151	11,572	18,079	21,068	33,022	42,544	33,675
TOTAL, GUMS AND RESINS ... Cwt.	56,354	42,601	33,496	61,583	32,836	72,925	68,615	70,305	122,977	63,749

GENERAL EXPORTS.

SEA-BORNE TRADE

No. 8—continued.

709

TOTAL QUANTITIES and VALUE of ARTICLES EXPORTED—continued.

ARTICLES, AND COUNTRIES OF FINAL DESTINATION.	QUANTITIES.					VALUE.				
	1916-1917.	1917-1918.	1918-1919.	1919-1920.	1920-1921.	1916-1917.	1917-1918.	1918-1919.	1919-1920.	1920-1921.
<b>Hardware and Outlery, including plated ware (III E)—</b>						\$	\$	\$	\$	\$
United Kingdom ... .. Value.						72	181		887	798
Somaland ... .. Value.						1,125	891	699	917	941
Zanzibar and Pemba ... .. Value.						208		188	1,088	384
Perim ... .. Value.						86	137	679	324	1,731
Suakin, and Port Sudan ... .. Value.										1,831
India—Bombay ... .. Value.						1,381	1,068	1,438	1,364	884
—Madras ... .. Value.										
Other British Possessions ... .. Value.						19	62	20	72	18
Egypt ... .. Value.							322		287	380
<b>TOTAL, BRITISH EMPIRE ... Value.</b>						<b>2,898</b>	<b>2,523</b>	<b>2,908</b>	<b>5,118</b>	<b>6,841</b>
Kamran, &c. ... .. Value.							86			86
Belgium ... .. Value.										267
Bahrain Islands ... .. Value.									207	
Holland ... .. Value.										
North East Africa—Morocco ... .. Value.										
Maseowah ... .. Value.						187	164		688	808
Independent Somali Ports ... .. Value.							108			78
Italian East Africa ... .. Value.						222	245		282	334
Dunkali Coast ... .. Value.										176
Jeddah ... .. Value.										
Muskat ... .. Value.										
Comorah ... .. Value.										
Hodaldah ... .. Value.									181	718
Mokha ... .. Value.									120	
Arabian Gulf Ports ... .. Value.						534	420	848	917	1,080
Medi ... .. Value.										181
Asiatic Turkey Persian Gulf ... .. Value.						877	189	167		188
Djibouti and Obokh ... .. Value.						1,381	2,180	2,512	6,714	9,378
Galzan ... .. Value.							96	74	548	198
Other Foreign Countries ... .. Value.						199	89	110	306	142
Madagascar ... .. Value.										109
<b>TOTAL, FOREIGN COUNTRIES ... Value.</b>						<b>2,480</b>	<b>4,408</b>	<b>5,756</b>	<b>9,586</b>	<b>16,884</b>
<b>TOTAL, BRITISH EMPIRE AND FOREIGN COUNTRIES ... Value.</b>						<b>5,378</b>	<b>6,931</b>	<b>8,664</b>	<b>14,704</b>	<b>23,725</b>
<b>Hides and Skins, Raw—</b>										
<b>Hides, Raw—</b>										
<i>Cow Hides (b) (II C)—</i>										
Egypt ... .. Cwt. & Nos.	198	72	1,843	610	2,226	1,348	284	18,028	2,118	21,247
United Kingdom ... .. Cwt. & Nos.	22,145	22,378	2,642	28,998	2,128	189,638	1,49,998	28,812	231,418	26,207
Australia ... .. Cwt. & Nos.					199					787
India—Bombay ... .. Cwt. & Nos.	6,877	84	108	287	140	18,868	188	207	748	839
Other British Possessions ... .. Cwt. & Nos.	1				1	1				1
<b>TOTAL, BRITISH EMPIRE ... Cwt. &amp; Nos.</b>	<b>29,191</b>	<b>22,534</b>	<b>5,693</b>	<b>29,995</b>	<b>2,705</b>	<b>209,698</b>	<b>1,49,540</b>	<b>27,057</b>	<b>236,391</b>	<b>27,748</b>
Austria ... .. Cwt. & Nos.				89	949				820	2,047
France ... .. Cwt. & Nos.		189	1,472	19,288	1,488		1,800	21,899	84,988	10,988

No. 8—continued.

710 TOTAL QUANTITIES and VALUE of ARTICLES EXPORTED—continued.

ARTICLES, AND COUNTRIES OF FINAL DESTINATION.	QUANTITIES.					VALUE.				
	1916-1917.	1917-1918.	1918-1919.	1919-1920.	1920-1921.	1916-1917.	1917-1918.	1918-1919.	1919-1920.	1920-1921.
<b>Hides and Skins, Raw—continued.</b>										
<b>Hides, Raw—continued.</b>										
<b>Cow Hides (b) (II C)—continued.</b>										
Germany ... ..	Cwt. & Nos.	.....	.....	.....	500	.....	.....	.....	.....	1,467
Belgium ... ..	Cwt. & Nos.	.....	.....	84	.....	.....	.....	840	.....	.....
Holland ... ..	Cwt. & Nos.	.....	.....	.....	.....	.....	.....	.....	.....	.....
Italy ... ..	Cwt. & Nos.	3,608	3,989	6,890	8,133	250	19,945	18,167	27,319	31,536
Spain ... ..	Cwt. & Nos.	26,981	26,891	68,000	81,837	3,500	.....	.....	2,400	.....
Portugal ... ..	Cwt. & Nos.	.....	.....	.....	788	.....	.....	.....	.....	.....
Djibouti ... ..	Cwt. & Nos.	.....	.....	855	400	17	.....	6,933	2,689	80
Asiatic Turkey Persian Gulf	Cwt. & Nos.	.....	.....	.....	.....	48	.....	.....	.....	68
United States ... ..	Cwt. & Nos.	116	.....	400	23,302	14	733	3,267	157,850	67
Philippine Islands ... ..	Cwt. & Nos.	.....	.....	215	.....	.....	.....	1,067	.....	.....
Asiatic Turkey Levant and Black Sea	Cwt. & Nos.	.....	.....	.....	.....	130	.....	.....	.....	125
North Africa ... ..	Cwt. & Nos.	.....	.....	.....	.....	50	.....	.....	.....	67
Massawah ... ..	Cwt. & Nos.	.....	1,170	.....	.....	475	.....	4,000	.....	1,330
Sweden ... ..	Cwt. & Nos.	.....	.....	.....	69	.....	.....	.....	267	.....
Greece ... ..	Cwt. & Nos.	.....	.....	203	680	445	.....	.....	.....	.....
Other Foreign Countries ... ..	Cwt. & Nos.	.....	.....	2,030	4,180	3,040	.....	.....	.....	.....
TOTAL, FOREIGN COUNTRIES ... ..	Cwt. & Nos.	3,614	4,309	10,006	50,530	3,900	20,678	23,667	50,283	291,644
TOTAL, BRITISH EMPIRE AND FOREIGN COUNTRIES ... ..	Cwt. & Nos.	42,002	29,918	15,536	80,390	9,863	227,113	1,73,216	87,810	519,936
<b>Calf Skins (c) (II C)—</b>										
Other British Possessions ... ..	Cwt. & Nos.	.....	.....	.....	3	.....	.....	.....	.....	.....
United Kingdom ... ..	Cwt. & Nos.	580	.....	.....	40	.....	467	.....	.....	.....
TOTAL, BRITISH EMPIRE ... ..	Cwt. & Nos.	580	.....	.....	3	.....	467	.....	.....	.....
France ... ..	Cwt. & Nos.	.....	.....	.....	120	.....	.....	.....	169	.....
Djibouti ... ..	Cwt. & Nos.	.....	.....	125	.....	.....	.....	.....	1,867	.....
TOTAL, FOREIGN COUNTRIES ... ..	Cwt. & Nos.	.....	.....	2,500	125	120	.....	.....	1,867	169
TOTAL, BRITISH EMPIRE AND FOREIGN COUNTRIES ... ..	Cwt. & Nos.	580	.....	125	123	.....	467	.....	1,867	169
<b>Others (d) (II D)—</b>										
United Kingdom ... ..	Cwt. & Nos.	.....	.....	.....	810	.....	.....	.....	1,500	.....
India-Bombay ... ..	Cwt. & Nos.	202	.....	.....	8,100	143	.....	.....	.....	.....
Other British Possession ... ..	Cwt. & Nos.	2,020	.....	.....	480	1,480	.....	.....	.....	.....
Egypt ... ..	Cwt. & Nos.	8	460	.....	.....	.....	.....	.....	.....	.....
TOTAL, BRITISH EMPIRE ... ..	Cwt. & Nos.	2,022	460	.....	4,890	634	.....	.....	.....	1,109
TOTAL, BRITISH EMPIRE AND FOREIGN COUNTRIES ... ..	Cwt. & Nos.	2,028	460	.....	12,450	6,396	.....	.....	1,964	1,843

GENERAL EXPORTS.

SEA-BORNE TRADE.

No. 8—continued.

TOTAL QUANTITIES and VALUE of ARTICLES EXPORTED—continued.

711

ARTICLE, AND COUNTRIES OF FINAL DESTINATION.	QUANTITIES.					VALUE.				
	1916-1917.	1917-1918.	1918-1919.	1919-1920.	1920-1921.	1916-1917.	1917-1918.	1918-1919.	1919-1920.	1920-1921.
Hides and Skins, Raw—continued.										
Hides, Raw—continued.										
Others (S) (II D)—continued.										
France ... .. { Cwt. & Nos. ... ..				888	122				207	208
Italy ... .. { Cwt. & Nos. ... ..		9,000					4,308			
Austria ... .. { Cwt. & Nos. ... ..					100					120
Asiatic Turkey Persian Gulf ... .. { Cwt. & Nos. ... ..					1,000					
Germany ... .. { Cwt. & Nos. ... ..										
Other Foreign Countries ... .. { Cwt. & Nos. ... ..	20	13	2	12	21	22	12	6	21	24
TOTAL, FOREIGN COUNTRIES ... .. { Cwt. & Nos. ... ..	20	2,013	2	648	373	22	4,308	6	1,070	602
TOTAL, BRITISH EMPIRE AND FOREIGN COUNTRIES ... .. { Cwt. & Nos. ... ..	2232	2,069	2	2,193	1,007	280	4,438	6	2,000	1,234
TOTAL, HIDES, RAW ... .. { Cwt. & Nos. ... ..	42,805	21,924	15,722	69,708	10,870	227,900	177,642	80,121	228,007	48,000
Skins, Raw—										
Great Skins (a) (II O)—										
United Kingdom ... .. { Cwt. & Nos. ... ..	15,702	1,488	2,640	10,007	4,928	129,510	14,829	20,244	120,227	61,654
Australia ... .. { Cwt. & Nos. ... ..				700					1,740	
India—Bombay ... .. { Cwt. & Nos. ... ..	2,816	642	1,640	7,072	205	2,200	2,754	4,240	2,467	227
Egypt ... .. { Cwt. & Nos. ... ..			25		70			222		200
Other British Possessions ... .. { Cwt. & Nos. ... ..					6					17
TOTAL, BRITISH EMPIRE ... .. { Cwt. & Nos. ... ..	19,518	2,280	4,295	11,141	5,177	127,000	18,543	24,187	122,024	62,000
Italy ... .. { Cwt. & Nos. ... ..	1,524	28		12	704	10,272	247		207	10,000
Philippine Island ... .. { Cwt. & Nos. ... ..								4,166		
Austria ... .. { Cwt. & Nos. ... ..										
France ... .. { Cwt. & Nos. ... ..	412	5,616	2,200	7,907	2,205	4,040	65,227	121,107	120,208	20,227
Mexico ... .. { Cwt. & Nos. ... ..	22,940	440,250	681,000	415,220	121,205				1,207	
Germany ... .. { Cwt. & Nos. ... ..				7,200						1,000
United States ... .. { Cwt. & Nos. ... ..	24,712	9,200	20,204	28,020	9,916	200,212	67,400	124,721	261,245	78,174
Holland ... .. { Cwt. & Nos. ... ..										
Spain ... .. { Cwt. & Nos. ... ..	228			712	20	2,000			12,207	207
Belgium ... .. { Cwt. & Nos. ... ..	20,200			200					1,022	

SEA-BORNE TRADE.

GENERAL EXPORTS.

No. 8—continued.

712 TOTAL QUANTITIES and VALUE of ARTICLES EXPORTED—continued.

ARTICLES AND COUNTRIES OF FINAL DESTINATION.	QUANTITIES.					VALUE.				
	1916-1917.	1917-1918.	1918-1919.	1919-1920.	1920-1921.	1916-1917.	1917-1918.	1918-1919.	1919-1920.	1920-1921.
<i>Hides and Skins—continued.</i>										
<i>Skins, Raw—continued.</i>										
<i>Goat Skins (a) (II C)—continued.</i>										
Djibouti ... .. {	Cwt. & Nos.	.....	.....	64	27	.....	.....	.....	680	165
Other Foreign Countries ... .. {	Cwt. & Nos.	1	.....	.....	.....	.....	.....	.....	.....	.....
Hodaldah ... .. {	Cwt. & Nos.	78	.....	.....	.....	.....	.....	.....	.....	.....
TOTAL, FOREIGN COUNTRIES ... .. {	Cwt. & Nos.	36,332	12,040	20,925	74,258	11,106	323,265	107,370	280,184	1,000,950
TOTAL, BRITISH EMPIRE AND FOREIGN COUNTRIES ... .. {	Cwt. & Nos.	2,908,468	968,096	2,394,016	5,940,420	688,418	.....	.....	.....	126,742
<i>Sheep Skins (b) (II C)—</i>										
United Kingdom ... .. {	Cwt. & Nos.	55,950	14,320	34,360	85,399	16,398	521,178	136,953	316,321	1,139,004
Australia ... .. {	Cwt. & Nos.	6,467,918	1,146,524	2,739,919	6,831,674	1,310,577	.....	.....	.....	191,611
Suakin and Port Soudan ... .. {	Cwt. & Nos.	13,511	5,601	12,951	13,298	7,684	142,664	64,312	135,900	160,173
Madras ... .. {	Cwt. & Nos.	1,068,295	455,299	1,036,072	1,063,837	639,050	.....	.....	.....	88,909
India—Bombay ... .. {	Cwt. & Nos.	.....	.....	.....	.....	180	.....	.....	.....	1,299
Egypt ... .. {	Cwt. & Nos.	.....	.....	.....	.....	14,400	.....	.....	.....	.....
Other British Possessions ... .. {	Cwt. & Nos.	99	.....	.....	.....	.....	733	.....	.....	.....
TOTAL, BRITISH EMPIRE ... .. {	Cwt. & Nos.	7,900	.....	.....	.....	.....	.....	.....	.....	.....
Philippines Island ... .. {	Cwt. & Nos.	.....	.....	.....	.....	150	.....	.....	.....	.....
France ... .. {	Cwt. & Nos.	1,542	767	1,400	1,092	591	4,101	2,400	3,378	2,607
Germany ... .. {	Cwt. & Nos.	129,370	61,350	112,035	87,290	47,290	.....	.....	.....	1,144
Belgium ... .. {	Cwt. & Nos.	.....	.....	.....	.....	.....	.....	.....	.....	.....
Spain ... .. {	Cwt. & Nos.	.....	.....	.....	.....	.....	.....	.....	.....	.....
Holland ... .. {	Cwt. & Nos.	.....	.....	.....	.....	.....	.....	.....	.....	.....
Italy ... .. {	Cwt. & Nos.	.....	.....	.....	.....	.....	.....	.....	.....	.....
United States ... .. {	Cwt. & Nos.	.....	.....	.....	.....	.....	.....	.....	.....	.....
Norway ... .. {	Cwt. & Nos.	.....	.....	.....	.....	.....	.....	.....	.....	.....
Other Foreign Countries ... .. {	Cwt. & Nos.	.....	.....	.....	.....	.....	.....	.....	.....	.....
Djibouti ... .. {	Cwt. & Nos.	.....	.....	.....	.....	.....	.....	.....	.....	.....
TOTAL, FOREIGN COUNTRIES ... .. {	Cwt. & Nos.	15,123	6,458	14,404	14,536	8,504	147,498	66,712	139,725	164,379
TOTAL, BRITISH EMPIRE AND FOREIGN COUNTRIES ... .. {	Cwt. & Nos.	1,314,505	516,649	1,162,354	1,763,817	704,270	.....	.....	.....	86,967
Philippines Island ... .. {	Cwt. & Nos.	.....	.....	.....	.....	.....	.....	.....	.....	.....
France ... .. {	Cwt. & Nos.	.....	.....	.....	.....	.....	.....	.....	.....	.....
Germany ... .. {	Cwt. & Nos.	.....	.....	.....	.....	.....	.....	.....	.....	.....
Belgium ... .. {	Cwt. & Nos.	.....	.....	.....	.....	.....	.....	.....	.....	.....
Spain ... .. {	Cwt. & Nos.	.....	.....	.....	.....	.....	.....	.....	.....	.....
Holland ... .. {	Cwt. & Nos.	.....	.....	.....	.....	.....	.....	.....	.....	.....
Italy ... .. {	Cwt. & Nos.	.....	.....	.....	.....	.....	.....	.....	.....	.....
United States ... .. {	Cwt. & Nos.	.....	.....	.....	.....	.....	.....	.....	.....	.....
Norway ... .. {	Cwt. & Nos.	.....	.....	.....	.....	.....	.....	.....	.....	.....
Other Foreign Countries ... .. {	Cwt. & Nos.	.....	.....	.....	.....	.....	.....	.....	.....	.....
Djibouti ... .. {	Cwt. & Nos.	.....	.....	.....	.....	.....	.....	.....	.....	.....
TOTAL, FOREIGN COUNTRIES ... .. {	Cwt. & Nos.	.....	.....	.....	.....	.....	.....	.....	.....	.....
TOTAL, BRITISH EMPIRE AND FOREIGN COUNTRIES ... .. {	Cwt. & Nos.	.....	.....	.....	.....	.....	.....	.....	.....	.....



ARTICLES, AND COUNTRIES OF FISCAL DESTINATION.	QUANTITIES.					VALUE.				
	1916-1917.	1917-1918.	1918-1919.	1919-1920.	1920-1921.	1916-1917.	1917-1918.	1918-1919.	1919-1920.	1920-1921.
<i>Hides and Skins, Raw—continued.</i>										
<i>Skins, Raw—continued.</i>										
<i>Other Skins (c) (II C)—</i>										
United Kingdom ... .. { Cwt. & Nos. 5,665 1,812,656	2,544 812,934	2,062 944,778	7,312 2,340,129	5,153 1,648,945	24,206	11,048	14,203	42,022	24,272	
Somaliand ... .. { Cwt. & Nos. ... ..	... ..	... ..	... ..	... ..	... ..	... ..	... ..	... ..	... ..	
India—Bombay ... .. { Cwt. & Nos. ... ..	... ..	139 64,420	... ..	... ..	... ..	... ..	1,000	... ..	... ..	
Other British Possessions ... .. { Cwt. & Nos. ... ..	... ..	... ..	... ..	... ..	... ..	... ..	... ..	... ..	... ..	
<b>TOTAL, BRITISH EMPIRE</b> ... .. { Cwt. & Nos. 5,665 1,812,656	2,544 812,934	2,061 999,298	7,312 2,340,129	5,153 1,648,945	24,206	11,048	15,203	42,022	24,272	
Italy ... .. { Cwt. & Nos. ... ..	... ..	... ..	178 33,020	141 45,126	... ..	... ..	... ..	683	1,000	
France ... .. { Cwt. & Nos. ... ..	57 12,240	... ..	... ..	270 121,100	... ..	208	... ..	... ..	2,700	
Germany ... .. { Cwt. & Nos. ... ..	... ..	... ..	... ..	... ..	... ..	... ..	... ..	... ..	... ..	
Belgium ... .. { Cwt. & Nos. ... ..	... ..	... ..	... ..	... ..	... ..	... ..	... ..	... ..	... ..	
United States ... .. { Cwt. & Nos. ... ..	... ..	... ..	... ..	... ..	... ..	... ..	... ..	... ..	200	
Other Foreign Countries ... .. { Cwt. & Nos. ... ..	... ..	... ..	1 60	1 236	... ..	... ..	3	7	20	
<b>TOTAL, FOREIGN COUNTRIES</b> ... .. { Cwt. & Nos. 57 12,240	1 60	1 60	2 236	131 171,456	... ..	208	3	640	2,126	
<b>TOTAL, BRITISH EMPIRE AND FOREIGN COUNTRIES</b> ... .. { Cwt. & Nos. 5,665 1,812,656	2,601 825,174	2,061 999,358	7,314 2,340,365	5,284 1,820,401	24,206	11,256	15,206	42,662	26,398	
<b>TOTAL, SKINS</b> ... .. { Cwt. & Nos. 91,936 8,714,266	26,264 2,761,693	67,936 6,176,696	127,476 11,977,902	27,267 4,844,490	226,468	226,664	621,787	1,630,194	626,266	
<b>TOTAL, HIDES AND SKINS</b> ... .. { Cwt. & Nos. 134,741 9,142,818	28,468 2,970,208	83,854 6,235,632	210,181 12,004,190	47,987 4,663,173	1,028,528	413,328	626,994	2,130,291	644,492	
<i>Cutting of Hides and Skins, raw (II C)—</i>										
India—Bombay ... .. Cwt. 55	... ..	... ..	... ..	... ..	25	... ..	... ..	... ..	... ..	
Other British Possessions ... .. Cwt. ... ..	6	49	... ..	... ..	... ..	4	20	... ..	... ..	
<b>TOTAL, BRITISH EMPIRE</b> ... .. Cwt. 55	6	49	... ..	... ..	25	4	20	... ..	... ..	
France ... .. Cwt. ... ..	... ..	... ..	... ..	... ..	... ..	... ..	... ..	... ..	... ..	
Djibouti and Obokh ... .. Cwt. ... ..	... ..	... ..	... ..	... ..	... ..	... ..	... ..	... ..	... ..	
United States of America ... .. Cwt. ... ..	... ..	... ..	... ..	... ..	... ..	... ..	... ..	... ..	... ..	
Other Foreign Countries ... .. Cwt. 43	26	17	1	14	20	45	45	4	40	
<b>TOTAL, FOREIGN COUNTRIES</b> ... .. Cwt. 43	26	17	1	14	20	45	45	4	40	
<b>TOTAL, BRITISH EMPIRE AND FOREIGN COUNTRIES</b> ... .. Cwt. 122	26	66	2	14	120	49	65	4	60	
<i>Horns, tips and pieces of horn, and Hornmeal (II J)—</i>										
India—Bombay ... .. Cwt. ... ..	... ..	... ..	1	... ..	... ..	... ..	... ..	100	... ..	
United Kingdom ... .. Cwt. ... ..	... ..	... ..	... ..	... ..	... ..	... ..	... ..	... ..	... ..	
Other British Possessions ... .. Cwt. 1	... ..	... ..	... ..	... ..	1	... ..	... ..	... ..	... ..	
<b>TOTAL, BRITISH EMPIRE</b> ... .. Cwt. 1	... ..	... ..	1	... ..	1	... ..	... ..	... ..	... ..	
Jeddah ... .. Cwt. ... ..	... ..	... ..	... ..	... ..	... ..	... ..	... ..	... ..	... ..	
Germany ... .. Cwt. ... ..	... ..	... ..	... ..	... ..	... ..	... ..	... ..	... ..	... ..	
Other Foreign Countries ... .. Cwt. ... ..	... ..	... ..	... ..	... ..	... ..	... ..	... ..	... ..	... ..	
<b>TOTAL, FOREIGN COUNTRIES</b> ... .. Cwt. ... ..	... ..	... ..	... ..	... ..	... ..	... ..	... ..	... ..	... ..	
<b>TOTAL, BRITISH EMPIRE AND FOREIGN COUNTRIES</b> ... .. Cwt. 1	... ..	... ..	1	... ..	1	... ..	... ..	100	... ..	

No. 8—continued.

714

TOTAL QUANTITIES and VALUE of ARTICLES EXPORTED—continued.

ARTICLES, AND COUNTRIES OF FINAL DESTINATION.	QUANTITIES.					VALUE.				
	1916-1917.	1917-1918.	1918-1919.	1919-1920.	1920-1921.	1916-1917.	1917-1918.	1918-1919.	1919-1920.	1920-1921.
<b>Instruments, Apparatus, and Appliances, and parts thereof—</b>						£	£	£	£	£
<i>Musical (a) (III E)—</i>										
United Kingdom ... .. Value.	.....	.....	.....	.....	.....	.....	.....	.....	.....	.....
Smallland ... .. Value.	.....	.....	.....	.....	.....	67	.....	.....	.....	.....
India—Bombay ... .. Value.	.....	.....	.....	.....	.....	.....	.....	.....	97	.....
Karachi ... .. Value.	.....	.....	.....	.....	.....	.....	.....	.....	.....	.....
Other British Possessions ... .. Value.	.....	.....	.....	.....	.....	3	74	10	.....	60
<b>TOTAL, BRITISH EMPIRE ... Value.</b>	.....	.....	.....	.....	.....	70	74	19	157	.....
Djibouti ... .. Value.	.....	.....	.....	.....	.....	.....	.....	.....	.....	.....
Arabian Gulf Ports ... .. Value.	.....	.....	.....	.....	.....	.....	81	.....	.....	.....
Other Foreign Countries ... .. Value.	.....	.....	.....	.....	.....	78	16	8	.....	30
<b>TOTAL, FOREIGN COUNTRIES ... Value.</b>	.....	.....	.....	.....	.....	78	96	8	30	.....
<b>TOTAL, BRITISH EMPIRE AND FOREIGN COUNTRIES ... Value.</b>	.....	.....	.....	.....	.....	148	170	27	187	.....
<i>Other kinds (b) (III E)—</i>										
India—Bombay ... .. Value.	.....	.....	.....	.....	.....	920	.....	.....	349	.....
Egypt ... .. Value.	.....	.....	.....	.....	.....	.....	.....	.....	60	.....
British Smallland ... .. Value.	.....	.....	.....	.....	.....	.....	.....	220	.....	.....
United Kingdom ... .. Value.	.....	.....	.....	.....	.....	848	.....	.....	.....	.....
Perin ... .. Value.	.....	.....	.....	.....	.....	1,522	.....	100	1,730	.....
Other British Possessions ... .. Value.	.....	.....	.....	.....	.....	20	147	4	122	.....
<b>TOTAL, BRITISH EMPIRE ... Value.</b>	.....	.....	.....	.....	.....	3,916	147	423	3,291	.....
Djibouti and Obokh ... .. Value.	.....	.....	.....	.....	.....	253	116	.....	116	.....
Arabian Gulf Ports ... .. Value.	.....	.....	.....	.....	.....	.....	277	.....	.....	.....
Madagascar ... .. Value.	.....	.....	.....	.....	.....	.....	.....	.....	.....	.....
France ... .. Value.	.....	.....	.....	.....	.....	93	.....	.....	.....	.....
Gaijan ... .. Value.	.....	.....	.....	.....	.....	.....	88	.....	.....	.....
Italy ... .. Value.	.....	.....	.....	.....	.....	.....	.....	.....	.....	.....
Italian East Africa ... .. Value.	.....	.....	.....	.....	.....	.....	.....	.....	.....	.....
Other Foreign Countries ... .. Value.	.....	.....	.....	.....	.....	60	.....	10	24	.....
<b>TOTAL, FOREIGN COUNTRIES ... Value.</b>	.....	.....	.....	.....	.....	406	494	10	140	.....
<b>TOTAL, BRITISH EMPIRE AND FOREIGN COUNTRIES ... Value.</b>	.....	.....	.....	.....	.....	3,732	641	433	2,431	.....
<b>TOTAL, INSTRUMENTS ... Value.</b>	.....	.....	.....	.....	.....	3,666	611	460	2,618	.....
<b>IVORY—</b>										
<i>Unmanufactured (II J)—</i>										
United Kingdom ... .. Lbs.	3,192	.....	.....	23,468	2,232	1,733	.....	.....	9,333	.....
India—Bombay ... .. Lbs.	22,652	18,200	15,582	36,330	84,104	9,652	6,320	5,737	18,367	1
Other British Possessions ... .. Lbs.	.....	.....	.....	.....	.....	.....	.....	.....	.....	.....
<b>TOTAL, BRITISH EMPIRE ... Lbs.</b>	25,844	18,200	15,582	59,798	86,336	11,385	6,320	5,737	27,700	1
Djibouti ... .. Lbs.	.....	.....	.....	.....	.....	.....	.....	.....	.....	.....
China ... .. Lbs.	924	.....	.....	.....	.....	367	.....	.....	.....	.....
United States ... .. Lbs.	.....	.....	.....	.....	.....	.....	.....	.....	.....	.....
Belgium ... .. Lbs.	.....	.....	.....	.....	.....	.....	.....	.....	.....	.....
Italian East Africa ... .. Lbs.	.....	.....	.....	.....	.....	.....	.....	.....	.....	.....
Other Foreign Countries ... .. Lbs.	.....	.....	.....	.....	.....	.....	.....	.....	.....	.....
<b>TOTAL, FOREIGN COUNTRIES ... Lbs.</b>	924	.....	.....	.....	.....	367	.....	.....	.....	.....
<b>TOTAL, BRITISH EMPIRE AND FOREIGN COUNTRIES ... Lbs.</b>	26,768	18,200	15,582	59,798	86,336	11,752	6,320	5,737	27,700	1
<i>Manufactured (III P)—</i>										
Bombay ... .. Value.	.....	.....	.....	.....	.....	.....	.....	.....	.....	.....
Other British Possessions ... .. Value.	.....	.....	.....	.....	.....	.....	.....	.....	.....	.....
<b>TOTAL, BRITISH EMPIRE ... Value.</b>	.....	.....	.....	.....	.....	.....	.....	.....	.....	.....
Other Foreign Countries ... .. Value.	.....	.....	.....	.....	.....	75	48	3	18	.....
<b>TOTAL, FOREIGN COUNTRIES ... Value.</b>	.....	.....	.....	.....	.....	75	48	3	18	.....
<b>TOTAL, BRITISH EMPIRE AND FOREIGN COUNTRIES ... Value.</b>	.....	.....	.....	.....	.....	75	48	3	18	.....
<b>Jewellery (excluding imitation jewellery and precious stones and pearls, unset) also plate of gold and silver—</b>										
<i>Jewellery (a) (III P)—</i>										
Zanzibar ... .. Value.	.....	.....	.....	.....	.....	.....	.....	.....	.....	.....
India—Bombay ... .. Value.	.....	.....	.....	.....	.....	.....	.....	.....	167	.....
Karachi ... .. Value.	.....	.....	.....	.....	.....	.....	.....	.....	67	.....
Other British Possessions ... .. Value.	.....	.....	.....	.....	.....	24	.....	27	.....	.....
<b>TOTAL, BRITISH EMPIRE ... Value.</b>	.....	.....	.....	.....	.....	24	.....	27	234	.....
Hodaidah ... .. Value.	.....	.....	.....	.....	.....	.....	.....	.....	.....	.....
Djibouti and Obokh ... .. Value.	.....	.....	.....	.....	.....	.....	.....	.....	.....	.....
Arabian Gulf Ports ... .. Value.	.....	.....	.....	.....	.....	158	.....	.....	.....	.....
Other Foreign Countries ... .. Value.	.....	.....	.....	.....	.....	407	376	198	.....	.....
<b>TOTAL, FOREIGN COUNTRIES ... Value.</b>	.....	.....	.....	.....	.....	565	376	198	.....	.....
<b>TOTAL, BRITISH EMPIRE AND FOREIGN COUNTRIES ... Value.</b>	.....	.....	.....	.....	.....	611	381	225	23	.....

TOTAL QUANTITIES and VALUE of ARTICLES EXPORTED—continued. 715

ARTICLES, AND COUNTRIES OF FINAL DESTINATION.	QUANTITIES.					VALUE.				
	1916-1917.	1917-1918.	1918-1919.	1919-1920.	1920-1921.	1916-1917.	1917-1918.	1918-1919.	1919-1920.	1920-1921.
<b>Jewellery (excluding imitation Jewellery and precious stones and pearls, unset) also plate of Gold and Silver—continued.</b>										
<i>Plate of Gold and Silver (b) (III F)—</i>										
United Kingdom ... .. Value.	...	...	...	...	...	...	...	...	...	...
India—Bombay ... .. Value.	...	...	...	...	...	...	...	...	...	...
Other British Possessions ... .. Value.	...	...	...	...	...	...	...	...	...	...
<b>TOTAL, BRITISH EMPIRE ... Value.</b>	...	...	...	...	...	...	...	...	...	...
Djibouti ... .. Value.	...	...	...	...	...	...	...	...	...	...
Other Foreign Countries ... .. Value.	...	...	...	...	...	...	...	...	...	...
<b>TOTAL, BRITISH EMPIRE AND FOREIGN COUNTRIES ... Value.</b>	...	...	...	...	...	...	...	...	...	...
<b>TOTAL VALUE OF JEWELLERY, ETC. ALSO PLATE OF GOLD AND SILVER ... Value.</b>	...	...	...	...	...	...	...	...	...	...
<b>Lac—</b>										
<i>Sticks (II B)—</i>										
Other British Possessions ... .. Cwt.	...	...	...	...	...	...	...	...	...	...
<b>TOTAL, BRITISH EMPIRE ... Cwt.</b>	...	...	...	...	...	...	...	...	...	...
Other Foreign Countries ... .. Cwt.	...	...	...	...	...	...	...	...	...	...
<b>TOTAL, FOREIGN COUNTRIES ... Cwt.</b>	...	...	...	...	...	...	...	...	...	...
<b>TOTAL, BRITISH EMPIRE AND FOREIGN COUNTRIES ... Cwt.</b>	...	...	...	...	...	...	...	...	...	...
<b>Lacqueredware (III H)—</b>										
Other Foreign Countries ... .. Value.	...	...	...	...	...	...	...	...	...	...
<b>TOTAL, FOREIGN COUNTRIES ... Value.</b>	...	...	...	...	...	...	...	...	...	...
<b>TOTAL, BRITISH EMPIRE AND FOREIGN COUNTRIES ... Value.</b>	...	...	...	...	...	...	...	...	...	...
<b>Leather—</b>										
<i>Hides and Skins (tanned or dressed, and Leather Hides (tanned or dressed)—</i>										
<i>Cow Hides (b) (III I)—</i>										
Other British Possessions ... .. { Cwt. & Nos.	...	...	...	...	...	...	...	...	...	...
<b>TOTAL, BRITISH EMPIRE ... { Cwt. &amp; Nos.</b>	...	...	...	...	...	...	...	...	...	...
<i>Buffalo Hides (a) (III I)—</i>										
Other British Possessions ... .. { Cwt. & Nos.	...	...	...	...	...	...	...	...	...	...
<b>TOTAL, BRITISH EMPIRE ... { Cwt. &amp; Nos.</b>	...	...	...	...	...	...	...	...	...	...
Djibouti and Obokh ... .. { Cwt. & Nos.	...	...	...	...	...	...	...	...	...	...
Other Foreign Countries ... .. { Cwt. & Nos.	...	...	...	...	...	...	...	...	...	...
<b>TOTAL, FOREIGN COUNTRIES ... { Cwt. &amp; Nos.</b>	...	...	...	...	...	...	...	...	...	...
<b>TOTAL, BRITISH EMPIRE AND FOREIGN COUNTRIES ... { Cwt. &amp; Nos.</b>	...	...	...	...	...	...	...	...	...	...
<i>Other Hides (c) (III I)—</i>										
Other British Possessions ... .. { Cwt. & Nos.	...	...	...	...	...	...	...	...	...	...
<b>TOTAL, BRITISH EMPIRE ... { Cwt. &amp; Nos.</b>	...	...	...	...	...	...	...	...	...	...
Djibouti ... .. { Cwt. & Nos.	...	...	...	...	...	...	...	...	...	...
<b>TOTAL, FOREIGN COUNTRIES ... { Cwt. &amp; Nos.</b>	...	...	...	...	...	...	...	...	...	...
<b>TOTAL, BRITISH EMPIRE AND FOREIGN COUNTRIES ... { Cwt. &amp; Nos.</b>	...	...	...	...	...	...	...	...	...	...
<b>TOTAL, HIDES, TANNED OR DRESSED ... { Cwt. &amp; Nos.</b>	...	...	...	...	...	...	...	...	...	...
<i>Skins, tanned or dressed—</i>										
<i>Goat Skins (a) (III I)—</i>										
United Kingdom ... .. { Cwt. & Nos.	...	...	...	...	...	...	...	...	...	...
Egypt ... .. { Cwt. & Nos.	...	...	...	...	...	...	...	...	...	...
British Possessions ... .. { Cwt. & Nos.	...	...	...	...	...	...	...	...	...	...
<b>TOTAL, BRITISH EMPIRE ... { Cwt. &amp; Nos.</b>	...	...	...	...	...	...	...	...	...	...

No. 8—continued.

716 TOTAL QUANTITIES and VALUE of ARTICLES EXPORTED—continued.

ARTICLES, AND COUNTRIES OF FINAL DESTINATION.	QUANTITIES.					VALUE.				
	1916-1917.	1917-1918.	1918-1919.	1919-1920.	1920-1921.	1916-1917.	1917-1918.	1918-1919.	1919-1920.	1920-1921.
<i>Leather—continued.</i>										
<i>Wine Tanned or Dressed—continued.</i>										
<i>Goat Skins (a) (III D)—continued.</i>										
Djibouti and Obokh	Cwt. & Nos. 817 25,360	.....	140 11,300	.....	.....	£ 1,837	.....	£ 2,027	.....	.....
Mossawah	Cwt. & Nos. ....	.....	.....	.....	.....	.....	.....	.....	.....	.....
Other Foreign Countries	Cwt. & Nos. ....	.....	.....	.....	.....	.....	.....	.....	.....	.....
TOTAL, FOREIGN COUNTRIES	Cwt. & Nos. 817 25,360	.....	140 11,300	.....	.....	£ 1,837	.....	£ 2,027	.....	.....
TOTAL, BRITISH EMPIRE AND FOREIGN COUNTRIES	Cwt. & Nos. 361 26,652	175 13,990	140 11,300	.....	.....	£ 2,185	£ 1,733	£ 3,027	.....	.....
<i>Wine, Skins (b) (III D)—</i>										
Smallland	Cwt. & Nos. ....	.....	.....	.....	.....	.....	.....	.....	.....	.....
Other British Possessions	Cwt. & Nos. ....	.....	.....	.....	.....	.....	.....	.....	.....	.....
TOTAL, BRITISH EMPIRE	Cwt. & Nos. ....	.....	.....	.....	.....	.....	.....	.....	.....	.....
Djibouti	Cwt. & Nos. 83 6,600	.....	.....	.....	.....	£ 947	.....	.....	.....	.....
Italy	Cwt. & Nos. ....	.....	.....	.....	.....	.....	.....	.....	.....	.....
Mossawah	Cwt. & Nos. ....	.....	.....	.....	.....	.....	.....	.....	.....	.....
Other Foreign Countries	Cwt. & Nos. ....	.....	.....	.....	.....	.....	.....	.....	.....	.....
TOTAL, FOREIGN COUNTRIES	Cwt. & Nos. 83 6,600	.....	.....	.....	.....	£ 947	£ 17	.....	.....	.....
TOTAL, BRITISH EMPIRE AND FOREIGN COUNTRIES	Cwt. & Nos. 83 6,600	.....	.....	.....	.....	£ 947	£ 17	.....	.....	.....
<i>Other Skins (c) (III D)—</i>										
Other British Possessions	Cwt. & Nos. ....	.....	.....	.....	.....	.....	.....	.....	.....	.....
TOTAL, BRITISH EMPIRE	Cwt. & Nos. ....	.....	.....	.....	.....	.....	.....	.....	.....	.....
Djibouti and Obokh	Cwt. & Nos. ....	146	64	81	194	.....	4,631	2,722	2,174	1,819
Other Foreign Countries	Cwt. & Nos. ....	.....	.....	.....	.....	.....	.....	.....	.....	.....
TOTAL, FOREIGN COUNTRIES	Cwt. & Nos. ....	.....	.....	.....	.....	.....	.....	.....	.....	.....
TOTAL, BRITISH EMPIRE AND FOREIGN COUNTRIES	Cwt. & Nos. ....	.....	.....	.....	.....	.....	.....	.....	.....	.....
TOTAL, SKINS, TANNED OR DRESSED	Cwt. & Nos. 444 35,452	321½ 60,769	204½ 31,653	53 16,487	195½ 15,652	£ 3,132	£ 6,381	£ 4,703	£ 3,197	£ 1,967
TOTAL, HIDES AND SKINS, TANNED OR DRESSED	Cwt. & Nos. 444 35,452	321½ 60,768	204½ 31,653	52½ 16,486	195½ 15,654	£ 3,132	£ 6,386	£ 4,703	£ 3,190	£ 1,968
<i>Wool (III D)—</i>										
Other British Possessions	Cwt. ....	.....	.....	.....	.....	.....	.....	.....	.....	.....
TOTAL, BRITISH EMPIRE	Cwt. ....	.....	.....	.....	.....	.....	.....	.....	.....	.....
Djibouti	Cwt. ....	.....	.....	.....	.....	.....	.....	.....	.....	.....
Other Foreign Countries	Cwt. ....	.....	.....	.....	.....	.....	.....	.....	.....	.....
TOTAL, FOREIGN COUNTRIES	Cwt. ....	.....	.....	.....	.....	.....	.....	.....	.....	.....
TOTAL, BRITISH EMPIRE AND FOREIGN COUNTRIES	Cwt. ....	.....	.....	.....	.....	.....	.....	.....	.....	.....
<i>Manufactures (excluding boots and shoes)—</i>										
<i>Saddlery and Harness (a) (III D)—</i>										
Smallland	Value. ....	.....	.....	.....	.....	.....	.....	.....	.....	.....
Zanzibar and Pemba	Value. ....	.....	.....	.....	.....	.....	.....	.....	.....	.....
Other British Possessions	Value. ....	.....	.....	.....	.....	.....	.....	.....	.....	.....
TOTAL, BRITISH EMPIRE	Value. ....	.....	.....	.....	.....	.....	.....	.....	.....	.....
Djibouti and Obokh	Value. ....	.....	.....	.....	.....	.....	.....	.....	.....	.....
Other Foreign Countries	Value. ....	.....	.....	.....	.....	.....	.....	.....	.....	.....
TOTAL, FOREIGN COUNTRIES	Value. ....	.....	.....	.....	.....	.....	.....	.....	.....	.....
TOTAL, BRITISH EMPIRE AND FOREIGN COUNTRIES	Value. ....	.....	.....	.....	.....	.....	.....	.....	.....	.....

No. 8—continued.

TOTAL QUANTITIES and VALUE of ARTICLES EXPORTED—continued.

717

ARTICLES, AND COUNTRIES OF FINAL DESTINATION.	QUANTITIES.					VALUE.				
	1916-1917.	1917-1918.	1918-1919.	1919-1920.	1920-1921.	1916-1917.	1917-1918.	1918-1919.	1919-1920.	1920-1921.
<b>Leather—continued.</b>										
Other Sorts (B) (III. A)—										
India—Bombay								67		
Perim									10	176
Other British Possessions						50	35	6		37
<b>TOTAL, BRITISH POSSESSIONS</b>						50	35	71	10	200
D'Jibouti and Obokh								141		312
Arabian Gulf Ports									190	
Mozambique									194	
Other Foreign Countries						64	114	97	39	136
<b>TOTAL, FOREIGN COUNTRIES</b>						64	114	178	399	680
<b>TOTAL, BRITISH EMPIRE AND FOREIGN COUNTRIES</b>						114	149	249	399	683
<b>TOTAL, LEATHER</b>						3,322	6,023	6,061	2,127	2,908
<b>Liquors—</b>										
Spirits (I. D)—										
Bombay		80	140	337	143		74	108	311	124
Somaliand	1,316	967	1,235	1,724	1,549	331	643	669	1,094	734
Zanzibar	2,205	150		679		306	100		682	
Perim	1,858	323	909	779	906	608	300	1,046	661	791
Egypt	90					71				
United Kingdom					321					261
Other British Possessions	52		40		200	42		45		49
<b>TOTAL, BRITISH EMPIRE</b>	6,540	1,740	3,066	3,579	3,998	2,048	1,914	1,868	2,976	1,997
Kamaran and Furan	322	96	96			234	82	86		
Italian East Africa								164	323	79
Hodaidah			100	286	82					
D'Jibouti and Obokh		600	2,201	214	265		303	2,462	180	280
Dunkali Coast										
Turkey in Asia										
Mokha			100		111			105		280
Mozambique									93	90
Other Foreign Countries	171	20	41	119	97	72	12	60		
<b>TOTAL, FOREIGN COUNTRIES</b>	493	622	2,637	619	645	296	608	2,206	564	677
<b>TOTAL, BRITISH EMPIRE AND FOREIGN COUNTRIES</b>	6,042	2,371	5,703	4,198	4,643	2,344	1,917	4,074	3,540	2,674
<b>Wines (I. D)—</b>										
Somaliand	305	193	226	208	320	220	106	180	202	617
Zanzibar										
Perim	108	50	83	165	208	78	49	120	180	167
United Kingdom										
Other British Possessions	36			3	18	48			1	19
<b>TOTAL, BRITISH EMPIRE</b>	449	243	327	456	617	346	155	300	383	613
Italian East Africa		518					76			
German East Africa								2,255	1,400	705
D'Jibouti			3,554	2,827	526					
Mozambique										79
Hodaidah					29					
Konfah										
Mokha									111	97
Other Foreign Countries	141	72	6	114	61	69	42	6		
<b>TOTAL, FOREIGN COUNTRIES</b>	141	690	3,560	2,783	684	69	116	2,261	1,740	684
<b>TOTAL, BRITISH EMPIRE AND FOREIGN COUNTRIES</b>	590	933	6,163	6,981	1,301	417	271	3,335	3,280	14,196
<b>Other Sorts of Liquors (I. D)—</b>										
Somaliand	720	344	1,120	1,944	1,890	218	86	167	260	604
Perim	2,225	726	1,201	227	728	368	207	688	128	215
Zanzibar										
Kamaran and Furan										
India—Bombay			20		1,466			67		120
Other British Possessions	204					59				
<b>TOTAL, BRITISH EMPIRE</b>	2,849	1,070	2,341	2,171	2,678	435	293	922	488	749
Kamaran and Furan	2,256			799		414				
D'Jibouti and Obokh				405	268				144	69
Hodaidah				240	246	27	16	21	89	96
Other Foreign Countries	72	62	72		346	441	16	244	298	196
<b>TOTAL, FOREIGN COUNTRIES</b>	2,328	62	862	725	611	461	16	244	298	196
<b>TOTAL, BRITISH EMPIRE AND FOREIGN COUNTRIES</b>	6,177	1,132	3,203	2,896	3,289	1,296	409	1,166	786	945
<b>TOTAL OF LIQUORS</b>	12,860	4,227	13,732	11,412	9,979	4,680	2,400	10,012	6,341	5,231

TOTAL QUANTITIES and VALUE of ARTICLES EXPORTED—continued.

ARTICLES, AND COUNTRIES OF FINAL DESTINATION.	QUANTITIES.					VALUE.				
	1916-1917.	1917-1918.	1918-1919.	1919-1920.	1920-1921.	1916-1917.	1917-1918.	1918-1919.	1919-1920.	1920-1921.
<b>Machinery and Millwork of all kinds (III. J)—</b>						£	£	£	£	£
United Kingdom ... Value.	...	...	...	...	...	...	...	...	165	...
Somaliand ...	...	...	...	...	...	80	...	...	...	...
Zanzibar and Pemba ...	...	...	...	...	...	136	96	...	...	...
Perim ...	...	...	...	...	...	188	...	...	...	1,953
Egypt ...	...	...	...	...	...	...	...	...	389	...
India—Bombay ...	...	...	...	...	...	3,689	1,404	465	3,764	2,333
Other British Possessions ...	...	...	...	...	...	53	90	133	68	704
<b>TOTAL, BRITISH EMPIRE ... Value.</b>						<b>3,046</b>	<b>1,590</b>	<b>598</b>	<b>3,245</b>	<b>4,989</b>
<b>Foreign Countries—</b>										
Gaizen ... Value.	...	...	...	...	...	...	333	...	...	...
Madagascar ...	...	...	...	...	...	...	...	...	...	67
Mozambique ...	...	...	...	...	...	449	335	...	442	507
Italian East Africa ...	...	...	...	...	...	...	...	...	87	...
Bahrain Islands ...	...	...	...	...	...	...	...	...	67	...
Muscat] ...	...	...	...	...	...	...	...	107	...	...
Independent Somali Ports ...	...	...	...	...	...	...	...	...	...	...
Djibouti and Obokh ...	...	...	...	...	...	545	413	367	1,109	3,063
Turkey in Europe ...	...	...	...	...	...	...	...	...	...	...
Asiatic Turkey, Persian Gulf ...	...	...	...	...	...	...	...	...	671	3,109
Turkey in Asia ...	...	...	...	...	...	...	327	517	...	...
Other Foreign Countries ...	...	...	...	...	...	...	96	44	126	181
Konfdah ...	...	...	...	...	...	...	...	...	...	...
Persia ...	...	...	...	...	...	...	...	1,254	950	...
<b>TOTAL, FOREIGN COUNTRIES ... Value.</b>						<b>1,026</b>	<b>1,508</b>	<b>2,319</b>	<b>3,423</b>	<b>7,995</b>
<b>TOTAL, BRITISH EMPIRE AND FOREIGN COUNTRIES ... Value</b>						<b>4,072</b>	<b>3,098</b>	<b>2,917</b>	<b>6,669</b>	<b>12,987</b>
<b>Manures—</b>										
<i>Bones (a) (II. J)—</i>										
India—Bombay ... Tons	...	...	...	...	...	...	...	...	...	...
Other British Possessions ...	...	...	...	...	...	...	...	...	...	...
United Kingdom ...	...	...	...	...	...	...	...	...	...	...
Ceylon ...	...	...	...	...	...	...	...	...	...	...
<b>TOTAL, BRITISH EMPIRE ... Tons.</b>										
France ... Tons	...	...	...	...	...	...	...	...	...	...
Other Foreign Countries ...	...	...	...	...	...	...	...	...	...	...
<b>TOTAL, FOREIGN COUNTRIES ... Tons</b>										
<b>TOTAL, BRITISH EMPIRE AND FOREIGN COUNTRIES ... Tons</b>										
<b>Fish Manures and Guano (b) (II. J)—</b>										
United Kingdom ... Tons.	...	...	...	...	...	...	...	...	...	...
Other British Possessions ...	...	...	...	...	...	...	...	...	...	...
<b>TOTAL, BRITISH EMPIRE ... Tons.</b>										
Belgium ... Tons	...	...	...	...	...	...	...	...	...	...
Arabian Gulf Ports ...	...	85	...	...	...	...	168	...	...	...
Germany ...	...	...	...	...	...	...	...	...	...	...
Other Foreign Countries ...	34	...	...	...	28	55	...	...	...	16
D'Jibouti and Obokh ...	...	...	...	...	...	...	...	...	...	...
<b>TOTAL, FOREIGN COUNTRIES ... Tons</b>	<b>34</b>	<b>85</b>			<b>28</b>	<b>55</b>	<b>168</b>			<b>16</b>
<b>TOTAL, BRITISH EMPIRE AND FOREIGN COUNTRIES ... Tons.</b>	<b>34</b>	<b>85</b>			<b>28</b>	<b>55</b>	<b>168</b>			<b>16</b>
<b>TOTAL, MANURES ... Tons.</b>	<b>34</b>	<b>85</b>			<b>28</b>	<b>55</b>	<b>168</b>			<b>16</b>
<b>Mats and Matting (except Coir and Cautchouc (III. P)—</b>										
Somaliand ... Sq. Yds.	...	...	...	7,612	...	...	...	...	88	...
Zanzibar and Pemba ...	...	...	...	...	...	...	...	...	...	...
Other British Possessions ...	3,380	6,332	963	400	10,906	61	76	36	7	60
<b>TOTAL, BRITISH EMPIRE ... Sq. Yds.</b>	<b>3,380</b>	<b>6,332</b>	<b>963</b>	<b>8,012</b>	<b>10,906</b>	<b>61</b>	<b>76</b>	<b>36</b>	<b>96</b>	<b>60</b>

TOTAL QUANTITIES and VALUE of ARTICLES EXPORTED—continued.

ARTICLES, AND COUNTRIES OF FINAL DESTINATION.	QUANTITIES					VALUE				
	1916-1917.	1917-1918.	1918-1919.	1919-1920.	1920-1921.	1916-1917.	1917-1918.	1918-1919.	1919-1920.	1920-1921.
<b>Mats and Matting (except Coir and Caoutchouc) (III. F)—continued.</b>						£	£	£	£	£
Jeddah ... Sq. Yds.					55,000					621
Arabian Gulf Ports ...										
D'Jibouti and Obokh ...										
Hodeidah ...										
Mossawah ...										
Italian East Africa ...		12,430			2,100		308			67
Other Foreign Countries ...	9,758	370	1,230	3,002	2,360	142	3	18	63	84
<b>TOTAL, FOREIGN COUNTRIES ... Sq. Yds.</b>	<b>9,758</b>	<b>12,700</b>	<b>1,230</b>	<b>3,002</b>	<b>50,330</b>	<b>142</b>	<b>306</b>	<b>18</b>	<b>63</b>	<b>754</b>
<b>TOTAL, BRITISH EMPIRE AND FOREIGN COUNTRIES ... Sq. Yds.</b>	<b>13,133</b>	<b>19,032</b>	<b>2,322</b>	<b>11,704</b>	<b>70,236</b>	<b>209</b>	<b>302</b>	<b>61</b>	<b>126</b>	<b>804</b>
<b>Metals and Ores—</b>										
<i>Drass, Bronze and similar Amalgams—</i>										
<i>Unwrought (a) (III. L)—</i>										
India—Bombay ... Cwt.										
<b>TOTAL, BRITISH EMPIRE ... Cwt.</b>										
Other Foreign Countries ... Cwt.										
<b>TOTAL, FOREIGN COUNTRIES ... Cwt.</b>										
<b>TOTAL, BRITISH EMPIRE AND FOREIGN COUNTRIES ... Cwt.</b>										
<i>Wrought (b) (III. L)—</i>										
India—Bombay ... Cwt.	512	365	155	1,800	614	1,531	919	896	4,412	1,064
Calcutta ...					27					248
Snakin and Port Sudan ...					15					210
United Kingdom ...					64					146
Other British Possessions ...	5	2	11	1	1	26	19	17	7	6
<b>TOTAL, BRITISH EMPIRE ... Cwt.</b>	<b>517</b>	<b>367</b>	<b>166</b>	<b>1,802</b>	<b>721</b>	<b>1,557</b>	<b>938</b>	<b>713</b>	<b>4,419</b>	<b>2,426</b>
D'Jibouti and Obokh ... Cwt.				10	27				73	84
Arabian Gulf Ports ...	11	11			20	63	66			60
Gaizan ...		12					200			
Jeddah ...										
Other Foreign Countries ...	12	7	2	12	4	69	66	19	122	22
<b>TOTAL, FOREIGN COUNTRIES ... Cwt.</b>	<b>23</b>	<b>30</b>	<b>2</b>	<b>22</b>	<b>41</b>	<b>169</b>	<b>264</b>	<b>19</b>	<b>208</b>	<b>423</b>
<b>TOTAL, BRITISH EMPIRE AND FOREIGN COUNTRIES ... Cwt.</b>	<b>540</b>	<b>397</b>	<b>168</b>	<b>1,824</b>	<b>762</b>	<b>1,726</b>	<b>1,202</b>	<b>732</b>	<b>4,627</b>	<b>2,849</b>
<i>Copper—</i>										
<i>Ores (II. D)—</i>										
Other Foreign Countries ... Tons.										
<b>TOTAL, FOREIGN COUNTRIES ... Tons.</b>										
<i>Old for remanufacture (a) (III. L)—</i>										
India—Bombay ... Cwt.	161	305	24	255	153	613	309	90	1,344	391
Other British Possessions ...					6					30
<b>TOTAL, BRITISH EMPIRE ... Cwt.</b>	<b>161</b>	<b>305</b>	<b>24</b>	<b>255</b>	<b>159</b>	<b>613</b>	<b>309</b>	<b>90</b>	<b>1,344</b>	<b>421</b>
D'Jibouti ... Cwt.										
Austria ...									30	7
Other Foreign Countries ...		2		4	5		5		30	7
<b>TOTAL, FOREIGN COUNTRIES ... Cwt.</b>		<b>2</b>		<b>4</b>	<b>5</b>		<b>5</b>		<b>30</b>	<b>7</b>
<b>TOTAL, BRITISH EMPIRE AND FOREIGN COUNTRIES ... Cwt.</b>	<b>161</b>	<b>307</b>	<b>24</b>	<b>259</b>	<b>164</b>	<b>613</b>	<b>309</b>	<b>90</b>	<b>1,364</b>	<b>428</b>
<i>Wrought (Sheet and other manufactures) (c) (III. L)—</i>										
Snakin, etc. ... Cwt.					13					24
India—Bombay ...	65					281				62
Other British Possessions ...	2 1/2	5	5	3	5	1	24	22	15	42
<b>TOTAL, BRITISH EMPIRE ... Cwt.</b>	<b>65 1/2</b>	<b>5</b>	<b>5</b>	<b>3</b>	<b>20</b>	<b>282</b>	<b>24</b>	<b>22</b>	<b>15</b>	<b>208</b>
D'Jibouti and Obokh ... Cwt.	48	16	10	106	70	268	126	171	1,000	266
Italian East Africa ...										
Arabian Gulf Ports ...	19				25	67				219
Mossawah ...										
Mokha ...										
Hodeidah ...										
Other Foreign Countries ...	16	12	9	14	7	208	67	17	92	44
<b>TOTAL, FOREIGN COUNTRIES ... Cwt.</b>	<b>71</b>	<b>28</b>	<b>12</b>	<b>123</b>	<b>112</b>	<b>473</b>	<b>213</b>	<b>118</b>	<b>1,100</b>	<b>523</b>
<b>TOTAL, BRITISH EMPIRE AND FOREIGN COUNTRIES ... Cwt.</b>	<b>156 1/2</b>	<b>34</b>	<b>17</b>	<b>126</b>	<b>122</b>	<b>756</b>	<b>294</b>	<b>210</b>	<b>1,115</b>	<b>1,116</b>
<b>TOTAL, COPPER (excluding Ores) ... Cwt.</b>	<b>317 1/2</b>	<b>331</b>	<b>41</b>	<b>484</b>	<b>286</b>	<b>1,289</b>	<b>602</b>	<b>320</b>	<b>2,479</b>	<b>1,576</b>

No. 8—continued.

720

TOTAL QUANTITIES and VALUE of ARTICLES EXPORTED—continued.

ARTICLES, AND COUNTRIES OF FINAL DESTINATION.	QUANTITIES.					VALUE.				
	1916-1917.	1917-1918.	1918-1919.	1919-1920.	1920-1921.	1916-1917.	1917-1918.	1918-1919.	1919-1920.	1920-1921.
<b>Metals and Ores—continued.</b>						£	£	£	£	£
Iron or Steel—										
Pigs (b-i) (III-K)—										
Other Foreign Countries ... Tons.				1					20	
<b>TOTAL FOREIGN COUNTRIES ... Tons.</b>				1					20	
<b>TOTAL BRITISH EMPIRE AND FOREIGN COUNTRIES ... Tons.</b>				1					20	
<b>Manufactures—</b>										
<b>Anchor and Cables (b-i) (III-K)—</b>										
Zanzibar ... Tons.	13					342				
Perim ... "					3					214
United Kingdom ... "										
Other British Possessions ... "	3		5	5	1	67		15	63	13
<b>TOTAL, BRITISH EMPIRE ... Tons.</b>	16		5	5	31	409		15	62	237
Mozambique ... Tons.										
Djibouti and Obokh ... "					1					75
Egypt, etc. ... "										
Other Foreign Countries ... "	3	1	1	1	1	67	12	40	65	30
<b>TOTAL, FOREIGN COUNTRIES ... Tons.</b>	3	1	1	1	11	67	12	40	65	135
<b>TOTAL, BRITISH EMPIRE AND FOREIGN COUNTRIES ... Tons.</b>	19	1	11	6	41	476	13	55	117	362
<b>Angle, bolt and rod (b-i) (III-K)—</b>										
Perim ... Tons.					15					453
Other British Possessions ... "	1	1	1		1	13	5	7		9
<b>TOTAL, BRITISH EMPIRE ... Tons.</b>	1	1	1		16	13	5	7		491
Djibouti ... Tons.					2					158
Mozambique ... "				3					120	
Other Foreign Countries ... Tons.				1					40	
<b>TOTAL, FOREIGN COUNTRIES ... Tons.</b>				4	2				160	158
<b>TOTAL, BRITISH EMPIRE AND FOREIGN COUNTRIES ... Tons.</b>	1	1	1	4	17	13	5	7	160	660
<b>Bars and Cables (b-ii) (III-K)—</b>										
Zanzibar ... Tons.		31					81			
Perim ... "					7					214
Bombay ... "	97					1,060				
Somaliland ... "		1	3				6	77		
Other British Possessions ... "	3			1	3	40			12	65
<b>TOTAL, BRITISH EMPIRE ... Tons.</b>	100	31	3	1	10	1,109	87	77	12	306
Italian East Africa ... Tons.										
Mozambique ... "		14		40	24		400		1,777	558
Kondidah ... "										
Hodeldah ... "										
Jeddah ... "										
Mekha ... "										
Arabian Gulf Ports ... "	19	4	12	7	8	545	148	542	188	278
Djibouti and Obokh ... "	25				3	347				105
Galzan ... "					2					67
Other Foreign Countries ... "	1			1	1	1			40	48
<b>TOTAL, FOREIGN COUNTRIES ... Tons.</b>	44	18	12	48	38	693	546	542	2,005	1,354
<b>TOTAL, BRITISH EMPIRE AND FOREIGN COUNTRIES ... Tons.</b>	144	211	14	491	48	1,802	633	619	2,017	1,660
<b>Hoops and Stripes (b-iv) (III-K)—</b>										
United Kingdom ... Tons.	8					83				
Other British Possessions ... "	1	1		1		3	2		20	
<b>TOTAL, BRITISH EMPIRE ... Tons.</b>	9	1		1		86	2		20	
Mozambique ... Tons.									233	
Other Foreign Countries ... Tons.		1		1	1				6	1
<b>TOTAL, FOREIGN COUNTRIES ... Tons.</b>		1		1	1				239	1
<b>TOTAL, BRITISH EMPIRE AND FOREIGN COUNTRIES ... Tons.</b>	9	2		2	1	86	2		239	1



No. 8—continued.

TOTAL QUANTITIES and VALUE of ARTICLES EXPORTED—continued.

721

ARTICLES, AND COUNTRIES OF FINAL DESTINATION.	QUANTITIES.					VALUE.				
	1916-1917.	1917-1918.	1918-1919.	1919-1920.	1920-1921.	1916-1917.	1917-1918.	1918-1919.	1919-1920.	1920-1921.
<i>Metals and Ores—continued.</i>										
<i>Iron or Steel—continued.</i>										
<i>Manufactures—continued.</i>										
<i>Nails, screws, rivets and washers (I-K)</i>										
Suakin and Port Sudan ... Tons.	2					74				
Perim ... ..					1					118
Bombay ... ..		4					107			
Somaliand ... ..	2			2		79			101	
Other British Possessions ... ..	1	24	17	1	2	80	131	38	13	74
Egypt ... ..	19	7		7		900	339		617	
<b>TOTAL, BRITISH EMPIRE ... Tons.</b>	<b>29</b>	<b>134</b>	<b>17</b>	<b>94</b>	<b>3</b>	<b>1,043</b>	<b>661</b>	<b>38</b>	<b>723</b>	<b>199</b>
Mossawah ... .. Tons.	31	6		4	1	1,309	280		228	79
Furan ... ..										
Djibouti and Obokh ... ..	24	1	6	23	24	1,319	78	542	1,921	1,345
Italian East Africa ... ..										
Hodfeldah ... ..				1	1				79	65
Mokha ... ..										
Arabian Gulf Ports ... ..										
Gaizan ... ..	16			2		272			84	
Konfah ... ..										
Other Foreign Countries ... ..	4	2	1	4	5	199	80	10	193	200
<b>TOTAL, FOREIGN COUNTRIES ... Tons.</b>	<b>68</b>	<b>9</b>	<b>54</b>	<b>23</b>	<b>31</b>	<b>2,939</b>	<b>444</b>	<b>642</b>	<b>1,624</b>	<b>1,609</b>
<b>TOTAL, BRITISH EMPIRE AND FOREIGN COUNTRIES ... Tons.</b>	<b>108</b>	<b>224</b>	<b>611</b>	<b>427</b>	<b>34</b>	<b>3,982</b>	<b>1,105</b>	<b>681</b>	<b>2,347</b>	<b>1,808</b>
<i>Old for re-manufacture (I-K-D)—</i>										
India—Bombay ... .. Tons.		377	408	110			1,308	1,674	238	
Other British Possessions ... ..					17					20
<b>TOTAL, BRITISH EMPIRE ... Tons.</b>		<b>377</b>	<b>408</b>	<b>110</b>	<b>17</b>		<b>1,308</b>	<b>1,674</b>	<b>238</b>	<b>20</b>
Arabian Gulf Ports ... .. Tons.		3		9			88		89	
Other Foreign Countries ... ..			5	1	9			27	2	16
Turkey in Asia ... ..		15					60			
<b>TOTAL, FOREIGN COUNTRIES ... Tons.</b>		<b>23</b>	<b>5</b>	<b>10</b>	<b>9</b>		<b>148</b>	<b>27</b>	<b>91</b>	<b>16</b>
<b>TOTAL, BRITISH EMPIRE AND FOREIGN COUNTRIES ... Tons.</b>		<b>600</b>	<b>413</b>	<b>119</b>	<b>26</b>		<b>1,356</b>	<b>1,701</b>	<b>300</b>	<b>36</b>
<i>Pipes and fittings, cast (I-K) (I-K)</i>										
Other British Possessions ... .. Tons.	2		1			10		7		
Perim ... ..					62					1,144
<b>TOTAL, BRITISH EMPIRE ... Tons.</b>	<b>2</b>		<b>1</b>		<b>62</b>	<b>10</b>		<b>7</b>		<b>1,144</b>
Djibouti ... .. Tons.					1					108
Arabian Gulf Ports ... ..										
Other Foreign Countries ... ..	1	1		1	1		10		19	1
<b>TOTAL, FOREIGN COUNTRIES ... Tons.</b>	<b>1</b>	<b>1</b>		<b>1</b>	<b>1</b>		<b>10</b>		<b>19</b>	<b>108</b>
<b>TOTAL, BRITISH EMPIRE AND FOREIGN COUNTRIES ... Tons.</b>	<b>3</b>	<b>1</b>	<b>1</b>	<b>1</b>	<b>63</b>	<b>11</b>	<b>10</b>		<b>19</b>	<b>1,252</b>
<i>Sheets and plates (including galvanized and tinned plates) (I-K) (I-K)</i>										
Bombay ... .. Tons.	7				7	100				268
Perim ... ..				6	27				123	683
Somaliand ... ..	4	1		25	25		6		229	338
Zanzibar ... ..			1	1				27	5	
Other British Possessions ... ..										
<b>TOTAL, BRITISH EMPIRE ... Tons.</b>	<b>11</b>	<b>1</b>	<b>1</b>	<b>29</b>	<b>69</b>	<b>106</b>	<b>6</b>	<b>27</b>	<b>357</b>	<b>1,314</b>
Mossawah ... .. Tons.				25	45				1,070	1,222
Djibouti and Obokh ... ..	8			24	125	296			1,120	4,114
Italian East Africa ... ..				5	10				190	247
Furan ... ..										280
German East Africa ... ..										
Other Foreign Countries ... ..										
<b>TOTAL, FOREIGN COUNTRIES ... Tons.</b>	<b>8</b>			<b>64</b>	<b>180</b>	<b>296</b>			<b>2,380</b>	<b>5,963</b>
<b>TOTAL, BRITISH EMPIRE AND FOREIGN COUNTRIES ... Tons.</b>	<b>19</b>	<b>1</b>	<b>1</b>	<b>93</b>	<b>249</b>	<b>602</b>	<b>6</b>	<b>27</b>	<b>3,737</b>	<b>7,267</b>

TOTAL QUANTITIES and VALUE of ARTICLES EXPORTED—continued.

ARTICLES, AND COUNTRIES OF FINAL DESTINATION.	QUANTITIES.					VALUE.				
	1916-1917.	1917-1918.	1918-1919.	1919-1920.	1920-1921.	1916-1917.	1917-1918.	1918-1919.	1919-1920.	1920-1921.
<b>Metals and Ores—continued.</b>						£	£	£	£	£
<b>Iron or Steel—continued.</b>										
<i>Manufactures—continued.</i>										
<i>Tubes and fittings, wrought (5-viii)</i>										
<i>(III-K)—</i>										
Perim ... .. Tons.	...	...	...	...	6	...	...	...	...	1,12
Other British Possessions ... .. Tons.	...	...	...	...	2	...	...	...	...	4
<b>TOTAL, BRITISH EMPIRE ... Tons.</b>	...	...	...	...	8	...	...	...	...	1,16
Other Foreign Countries ... .. Tons.	...	...	...	...	1	...	...	...	...	18
<b>TOTAL, FOREIGN COUNTRIES ... Tons.</b>	...	...	...	...	1	...	...	...	...	18
<b>TOTAL, BRITISH EMPIRE AND FOREIGN COUNTRIES ... Tons.</b>	...	...	...	...	9	...	...	...	...	7,16
<i>Other Manufactures of Iron or Steel (5-iv)</i>										
<i>(III-K)—</i>										
Somaliand ... .. Tons.	...	...	...	...	...	...	...	...	...	...
United Kingdom ... .. Tons.	...	...	...	...	40	...	...	...	...	1,91
Perim ... .. Tons.	...	...	...	...	...	...	...	...	...	...
India—Bombay ... .. Tons.	38	...	...	...	...	463	...	...	...	...
Other British Possessions ... .. Tons.	1/2	2	1/2	1/2	...	5	114	22	20	...
<b>TOTAL, BRITISH EMPIRE ... Tons.</b>	38 1/2	2	1/2	1/2	40	468	114	22	20	1,91
Arabian Gulf Ports ... .. Tons.	...	...	...	...	...	...	...	...	...	...
Independent Somali Ports ... .. Tons.	...	...	...	...	...	...	...	...	...	...
Djibouti and Obokh ... .. Tons.	...	...	...	2	2	...	...	...	122	4
Hodeidah ... .. Tons.	...	...	...	...	...	...	...	...	...	...
Mossawah ... .. Tons.	...	...	...	...	...	...	...	...	...	...
Italian East Africa ... .. Tons.	...	...	...	...	...	...	...	...	...	...
United States of America ... .. Tons.	...	...	...	...	...	...	...	...	...	...
Jeddah ... .. Tons.	...	...	...	...	...	...	...	...	...	...
Mokha ... .. Tons.	...	...	...	...	...	...	...	...	...	...
Suizan ... .. Tons.	...	...	...	...	...	...	...	...	...	...
Other Foreign Countries ... .. Tons.	8	1	1/2	1/2	6	86	76	47	38	9
<b>TOTAL, FOREIGN COUNTRIES ... Tons.</b>	8	1	1/2	1/2	10	86	76	47	188	18
<b>TOTAL, BRITISH EMPIRE AND FOREIGN COUNTRIES ... Tons.</b>	41 1/2	3	1/2	2 1/2	60	494	190	69	178	2,09
<b>TOTAL, IRON OR STEEL (EXCLUDING ORE) ... Tons.</b>	334 10 1/2	946 1/2	436 4/20	327 1/2	619 1/2	7,566	3,238	3,076	8,682	16,60
<b>Lead—</b>										
Bombay ... .. Cwt.	508	...	...	177	...	375	...	...	332	...
Other British Possessions ... .. Cwt.	...	7	80	...	...	...	14	28	...	...
<b>TOTAL, BRITISH EMPIRE ... Cwt.</b>	508	7	80	177	...	375	14	28	332	...
<i>Fig (b) (III. L)—</i>										
Perim ... .. Cwt.	...	...	...	...	109	...	...	...	...	9
<b>TOTAL, BRITISH EMPIRE ... Cwt.</b>	...	...	...	...	109	...	...	...	...	9
<b>TOTAL, BRITISH EMPIRE AND FOREIGN COUNTRIES ... Cwt.</b>	...	...	...	...	109	...	...	...	...	9
<i>Other sorts (b) (III. L)—</i>										
Hodeidah ... .. Cwt.	...	...	...	...	59	...	...	...	...	10
Djibouti ... .. Cwt.	...	...	...	...	57	...	...	...	...	8
Other Foreign Countries ... .. Cwt.	...	...	3	51	...	...	...	21	77	...
<b>TOTAL, FOREIGN COUNTRIES ... Cwt.</b>	...	...	3	51	107	...	...	21	77	18
<b>TOTAL, BRITISH EMPIRE AND FOREIGN COUNTRIES ... Cwt.</b>	508	7	83	228	107	375	14	49	459	18
<b>Manganese Ore (II D)—</b>										
Other British Possessions ... .. Tons.	...	1/2	...	...	...	...	1	...	...	...
<b>TOTAL, BRITISH EMPIRE ... Tons.</b>	...	1/2	...	...	...	...	1	...	...	...
<b>TOTAL, BRITISH EMPIRE AND FOREIGN COUNTRIES ... Tons.</b>	...	1/2	...	...	...	...	1	...	...	...
<b>Tin—</b>										
<i>Wrought including plates or sheets, not being tinued iron (a) (III-L)—</i>										
Egypt ... .. Cwt.	...	...	45	...	...	...	...	300	...	...
Bombay ... .. Cwt.	...	294	...	183	...	...	1,319	...	1,636	...
Zanzibar ... .. Cwt.	...	...	20	...	...	...	...	93	...	...
Other British Possessions ... .. Cwt.	16	...	...	1	1	71	...	...	8	1
<b>TOTAL, BRITISH EMPIRE ... Cwt.</b>	16	294	65	184	1	71	1,319	293	1,644	1
Mossawah ... .. Cwt.	...	...	...	...	...	...	...	...	...	...
Arabian Gulf Ports ... .. Cwt.	...	...	...	...	...	...	...	...	...	...
Djibouti and Obokh ... .. Cwt.	...	...	...	...	64	...	...	...	...	18
Hodeidah ... .. Cwt.	...	...	...	...	...	...	...	...	...	...
Other Foreign Countries ... .. Cwt.	18	1	1/2	13	7	91	5	3	120	1
<b>TOTAL, FOREIGN COUNTRIES ... Cwt.</b>	18	1	1/2	13	71	91	5	3	120	28
<b>TOTAL, BRITISH EMPIRE AND FOREIGN COUNTRIES ... Cwt.</b>	34	295 1/2	65 1/2	197	72	162	1,324	296	1,764	30

TOTAL QUANTITIES and VALUE of ARTICLES EXPORTED—continued.

ARTICLES, AND COUNTRIES OF FINAL DESTINATION.	QUANTITIES.					VALUE.				
	1916-1917.	1917-1918.	1918-1919.	1919-1920.	1920-1921.	1916-1917.	1917-1918.	1918-1919.	1919-1920.	1920-1921.
<b>Metals and Ores—continued.</b>										
<b>Sinc or Spelter, all sorts (III. L)—</b>										
India—Bombay ... .. Cwt.	134	68	...	110	98	308	194	...	130	88
Zanzibar ... .. Cwt.	10	85	17	...	...	80	280	127	...	...
Perim ... .. Cwt.	...	...	...	...	5	...	...	...	...	83
Other British Possessions ... .. Cwt.	...	1	17	8	1	...	3	21	10	1
<b>TOTAL, BRITISH EMPIRE ... Cwt.</b>	<b>154</b>	<b>119</b>	<b>34</b>	<b>117</b>	<b>94</b>	<b>398</b>	<b>478</b>	<b>178</b>	<b>144</b>	<b>179</b>
Gaizan ... .. Cwt.	...	10	...	...	...	...	167	...	...	...
Japan ... .. Cwt.	...	...	...	...	...	...	...	...	...	...
D'jabouti and Obokh ... .. Cwt.	...	...	...	...	...	...	...	...	...	...
Other Foreign Countries ... .. Cwt.	3	...	...	1	39	27	...	...	2	88
<b>TOTAL, FOREIGN COUNTRIES ... Cwt.</b>	<b>3</b>	<b>10</b>	<b>...</b>	<b>1</b>	<b>39</b>	<b>27</b>	<b>167</b>	<b>...</b>	<b>2</b>	<b>88</b>
<b>TOTAL, BRITISH EMPIRE AND FOREIGN COUNTRIES ... Cwt.</b>	<b>157</b>	<b>129</b>	<b>34</b>	<b>118</b>	<b>133</b>	<b>425</b>	<b>645</b>	<b>178</b>	<b>146</b>	<b>214</b>
<b>Metals, unenumerated (III. L)—</b>										
Bombay ... .. Cwt.	...	...	371	173	150	...	...	1,498	648	378
Gaizan ... .. Cwt.	...	68	...	...	...	...	253	...	...	...
Straits Settlements ... .. Cwt.	...	...	...	...	78	...	...	...	...	128
Egypt ... .. Cwt.	...	...	...	...	87	...	...	...	...	308
Other British Possessions ... .. Cwt.	34	...	3	9	23	107	...	27	24	113
<b>TOTAL, BRITISH EMPIRE ... Cwt.</b>	<b>34</b>	<b>68</b>	<b>373</b>	<b>182</b>	<b>173</b>	<b>107</b>	<b>253</b>	<b>1,525</b>	<b>672</b>	<b>491</b>
D'jabouti and Obokh ... .. Cwt.	226	14	...	125	68	657	73	...	845	308
Massowah ... .. Cwt.	131	...	100	102	80	278	...	371	200	182
Italian East Africa ... .. Cwt.	...	...	...	...	18	...	...	...	...	26
Hodeidah ... .. Cwt.	...	...	...	123	170	...	...	...	413	693
Mokha ... .. Cwt.	...	...	...	194	...	...	...	...	475	...
Arabian Gulf Ports ... .. Cwt.	79	28	22	150	...	127	98	72	200	...
Gaizan ... .. Cwt.	68	228	...	319	...	113	643	...	201	...
Medi ... .. Cwt.	...	...	...	63	53	70	83	120	107	128
Other Foreign Countries ... .. Cwt.	30	24	28	28	...	...	...	...	...	...
Konfidah ... .. Cwt.	...	...	...	...	...	...	...	...	...	...
<b>TOTAL, FOREIGN COUNTRIES ... Cwt.</b>	<b>695</b>	<b>302</b>	<b>160</b>	<b>1,067</b>	<b>302</b>	<b>1,263</b>	<b>873</b>	<b>845</b>	<b>2,208</b>	<b>1,800</b>
<b>TOTAL, BRITISH EMPIRE AND FOREIGN COUNTRIES ... Cwt.</b>	<b>729</b>	<b>370</b>	<b>533</b>	<b>1,239</b>	<b>475</b>	<b>1,360</b>	<b>1,120</b>	<b>2,070</b>	<b>2,870</b>	<b>2,491</b>
<b>TOTAL, METALS AND ORES ... Tons.</b>	<b>441 <sup>16 105</sup> <sub>20 113</sub></b>	<b>1,050 <sup>11</sup> <sub>30</sub></b>	<b>470 <sup>81</sup> <sub>30</sub></b>	<b>534 <sup>141</sup> <sub>30</sub></b>	<b>525 <sup>101</sup> <sub>20</sub></b>	<b>13,868</b>	<b>2,200</b>	<b>6,728</b>	<b>21,285</b>	<b>21,467</b>
<b>Mica (II. J)—</b>										
Other British Possessions ... .. Cwt.	...	...	...	...	...	...	...	...	...	...
<b>TOTAL, BRITISH EMPIRE ... Cwt.</b>	...	...	...	...	...	...	...	...	...	...
<b>TOTAL, BRITISH EMPIRE AND FOREIGN COUNTRIES ... Cwt.</b>	...	...	...	...	...	...	...	...	...	...
<b>Oils—</b>										
<b>Animal—</b>										
United Kingdom ... .. Gal.	...	...	...	...	...	...	...	...	...	...
Other British Possessions ... .. Gal.	80	25	...	...	...	2	2	...	...	...
<b>TOTAL, BRITISH EMPIRE ... Gal.</b>	<b>80</b>	<b>25</b>	<b>...</b>	<b>...</b>	<b>...</b>	<b>2</b>	<b>2</b>	<b>...</b>	<b>...</b>	<b>...</b>
Jedrah ... .. Cwt.	...	...	...	...	...	...	...	...	...	100
Medi ... .. Cwt.	...	...	...	...	...	...	...	...	...	108
Massowah ... .. Cwt.	...	...	...	...	...	...	...	...	...	...
Perah ... .. Cwt.	...	...	...	...	...	...	...	...	...	...
Other Foreign Countries ... .. Cwt.	...	...	...	48	80	80	...	...	111	88
<b>TOTAL, FOREIGN COUNTRIES ... Cwt.</b>	<b>...</b>	<b>...</b>	<b>...</b>	<b>48</b>	<b>80</b>	<b>80</b>	<b>...</b>	<b>...</b>	<b>111</b>	<b>209</b>
<b>TOTAL, BRITISH EMPIRE AND FOREIGN COUNTRIES ... Cwt.</b>	<b>...</b>	<b>...</b>	<b>...</b>	<b>48</b>	<b>80</b>	<b>80</b>	<b>...</b>	<b>...</b>	<b>111</b>	<b>209</b>
<b>TOTAL, BRITISH EMPIRE AND FOREIGN COUNTRIES ... Gal.</b>	<b>170</b>	<b>25</b>	<b>...</b>	<b>108</b>	<b>1,188</b>	<b>82</b>	<b>2</b>	<b>...</b>	<b>111</b>	<b>209</b>

TOTAL QUANTITIES and VALUE of ARTICLES EXPORTED—continued.

ARTICLES, AND COUNTRIES OF FINAL DESTINATION.	QUANTITIES.					VALUE.				
	1916-1917.	1917-1918.	1918-1919.	1919-1920.	1920-1921.	1916-1917.	1917-1918.	1918-1919.	1919-1920.	1920-1921.
<i>Oils—continued.</i>										
<i>Essential—</i>										
<i>Lemongrass (H. E.)—</i>										
D'jabouti ... ..	Lbs. & Gals. 109	.....	.....	3,400	3,840	£ 67	.....	.....	182	180
Other Foreign Countries ... ..	Lbs. & Gals. 142	168	104	.....	.....	36	53	45	.....	.....
TOTAL, FOREIGN COUNTRIES ... ..	Lbs. & Gals. 251	168	104	3,400	3,840	103	53	45	182	180
TOTAL, BRITISH EMPIRE AND FOREIGN COUNTRIES ... ..	Lbs. & Gals. 251	168	104	3,400	3,840	103	53	45	182	180
<i>Sandalwood Oil (H. E.)—</i>										
Other British Possessions ... ..	Lbs. & Gals. ....	.....	.....	.....	5	.....	.....	.....	.....	1
TOTAL, BRITISH EMPIRE ... ..	Lbs. & Gals. ....	.....	.....	.....	5	.....	.....	.....	.....	1
TOTAL, BRITISH EMPIRE AND FOREIGN COUNTRIES ... ..	Lbs. & Gals. ....	.....	.....	.....	5	.....	.....	.....	.....	1
<i>Oil—</i>										
<i>Essential—</i>										
<i>Other Sorts (H. E.)—</i>										
United Kingdom ... ..	Gals. ....	.....	.....	.....	.....	.....	.....	.....	.....	.....
Other British Possessions ... ..	Lbs. & Gals. 80	103	.....	.....	2,000	.....	20	.....	.....	.....
Suakin and Port Sudan ... ..	Lbs. & Gals. ....	.....	.....	.....	200	80	.....	.....	.....	533
TOTAL, BRITISH EMPIRE ... ..	Lbs. & Gals. 80	103	.....	.....	2,000	80	20	.....	.....	533
D'jabouti ... ..	Lbs. & Gals. 237	19	270	4,150	4,580	38	253	233	436	364
Hodeidah ... ..	.....	.....	.....	.....	.....	.....	.....	.....	.....	.....
Massowah ... ..	.....	.....	.....	.....	.....	80	.....	.....	.....	.....
Other Foreign Countries ... ..	Lbs. & Gals. ....	.....	.....	230	.....	.....	1	.....	16	.....
TOTAL, FOREIGN COUNTRIES ... ..	Lbs. & Gals. 546	21	270	4,430	4,580	166	253	233	452	364
TOTAL, BRITISH EMPIRE AND FOREIGN COUNTRIES ... ..	Lbs. & Gals. 546	123	270	4,430	6,590	216	233	233	452	797
<i>Mineral—</i>										
<i>Densine, Benzol, Petrol and other Motor spirits (a) (H. E.)—</i>										
British Somaliland ... ..	Gals. ....	.....	730	400	1,600	.....	.....	153	67	253
Other British Possessions ... ..	.....	.....	.....	.....	.....	24	150	38	71	46
TOTAL, FOREIGN COUNTRIES ... ..	Gals. 154	664	690	780	1,697	24	150	166	128	301
Arabian Gulf Ports ... ..	Gals. ....	.....	.....	923	600	.....	.....	.....	139	98
Massowah ... ..	.....	.....	.....	.....	800	.....	.....	.....	.....	100
Gaizan ... ..	.....	1,136	1,060	460	.....	.....	198	200	72	.....
D'jabouti ... ..	.....	.....	400	664	2,540	.....	.....	67	101	441
Other Foreign Countries ... ..	.....	.....	.....	80	.....	32	91	33	13	241
Italian East Africa ... ..	.....	.....	800	1,060	17,378	.....	.....	133	208	2,907
TOTAL, FOREIGN COUNTRIES ... ..	Gals. 176	1,666	2,480	3,277	24,878	22	259	433	533	3,667
TOTAL, BRITISH EMPIRE AND FOREIGN COUNTRIES ... ..	Gals. 360	2,530	3,370	3,967	24,035	46	439	619	671	3,968
<i>Kerosene (b) (H. E.)—</i>										
Somaliland ... ..	Gals. 33,160	39,376	33,340	28,250	21,098	2,103	3,646	3,453	2,004	1,976
Port ... ..	5,148	5,230	4,750	5,472	5,756	605	353	413	608	537
Bayobles ... ..	13,000	8,430	840	.....	.....	817	591	60	.....	.....
Zanzibar ... ..	.....	.....	.....	.....	.....	.....	.....	.....	.....	.....
India—Cutch ... ..	.....	.....	.....	.....	.....	.....	.....	.....	.....	.....
Other British Possessions ... ..	464	.....	.....	200	8	27	.....	.....	35	1
TOTAL, BRITISH EMPIRE ... ..	Gals. 56,572	53,136	43,900	33,922	36,860	3,561	3,595	3,946	3,147	2,504
Massowah ... ..	Gals. 14,240	5,176	10,740	21,690	1,000	933	360	961	2,005	92
Dunkah Coast ... ..	4,400	2,160	1,920	7,784	22,623	289	137	171	715	2,084
Italian East Africa ... ..	3,743	3,175	4,723	5,413	853	200	145	369	501	79
Condah ... ..	48,304	18,130	25,340	51,190	36,416	2,733	1,194	2,213	4,673	3,634
Gaizan ... ..	.....	.....	.....	3,840	7,760	.....	.....	.....	285	666
Lohda ... ..	96,680	39,366	17,744	45,700	16,792	5,980	2,566	1,524	4,274	1,604
Jeddah ... ..	.....	.....	800	4,960	2,580	.....	.....	67	371	126
Madagascar ... ..	1,670	4,200	.....	.....	.....	100	253	.....	.....	.....
Hodeidah ... ..	.....	.....	.....	.....	.....	.....	.....	.....	.....	.....
Kamran Furan ... ..	.....	.....	1,300	80,308	203,730	.....	.....	103	7,347	18,532
Mokha ... ..	3,208	6,160	4,400	6,580	17,600	205	406	351	610	1,611
Arabian Gulf Ports ... ..	.....	.....	.....	81,364	84,283	.....	.....	.....	7,443	7,741
Madi ... ..	123,348	44,352	36,518	84,648	39,291	7,483	2,905	3,064	7,746	3,606
Mozambique ... ..	.....	.....	.....	.....	74,280	.....	.....	.....	.....	6,377
D'jabouti and Obokh ... ..	82,440	8,400	30,680	67,248	50,900	5,083	540	2,719	6,106	4,666
Other Foreign Countries ... ..	360	.....	160	.....	.....	14	.....	15	.....	.....
TOTAL, FOREIGN COUNTRIES ... ..	Gals. 376,023	130,106	134,124	469,984	561,111	22,996	8,516	11,561	42,077	51,366
TOTAL, BRITISH EMPIRE AND FOREIGN COUNTRIES ... ..	Gals. 433,194	183,242	173,021	493,903	597,971	36,549	12,111	15,507	45,234	53,670

GENERAL EXPORTS.

SEA-BORNE TRADE.

No. 8—continued.

725

TOTAL QUANTITIES and VALUE of ARTICLES EXPORTED—continued.

ARTICLES AND COUNTRIES OF FINAL DESTINATION.	QUANTITIES.					VALUE.				
	1916-1917.	1917-1918.	1918-1919.	1919-1920.	1920-1921.	1916-1917.	1917-1918.	1918-1919.	1919-1920.	1920-1921.
<i>Oils—continued.</i>										
<i>Mineral—</i>										
Other kinds (5) (III E)—										
Stakin and Port Sudan ... Gals.		120					120			
Perim ...					1,136					371
Seychelles ...										
Zanzibar ...	206	670	800	420	200	27	234	132	290	20
Other British Possessions ...	141	143	126	120		31	66	66	66	
Egypt ...					208					200
TOTAL, BRITISH EMPIRE ... Gals.	597	1,143	726	570	1,080	128	480	220	306	371
Djibouti and Obokh ... Gals.	159		112		2,761	26		48		108
Italian East Africa ...	2,200			804	1,830	300			297	842
Massowah ...										
Other Foreign Countries ...	538	344	340	472	110	86	68	71	180	26
Galian ...			192					66		
TOTAL, FOREIGN COUNTRIES ... Gals.	3,987	344	644	1,276	4,701	442	65	226	307	1,123
TOTAL, BRITISH EMPIRE AND FOREIGN COUNTRIES ... Gals.	4,584	1,487	1,370	1,846	5,781	570	485	446	613	1,714
<i>Vegetable, non-essential—</i>										
<i>Castor (e) (II E)—</i>										
Other British Possessions ...	Cwt. & Gals.				1					
TOTAL, BRITISH EMPIRE ...	Cwt. & Gals.	23	6	6		7	2	2		6
Other Foreign Countries ...	Cwt. & Gals.				4	4			20	16
TOTAL, FOREIGN COUNTRIES ...	Cwt. & Gals.	26	10	22	52	37			20	16
TOTAL, BRITISH EMPIRE AND FOREIGN COUNTRIES ...	Cwt. & Gals.	53	16	28	52	45			20	19
<i>Cocunut (5) (II E)—</i>										
British Somaliland ...	Cwt. & Gals.				22	22		108	61	76
Other British Possessions ...	Cwt. & Gals.	205	1112	44	75	68	64	26	10	17
TOTAL, BRITISH EMPIRE ...	Cwt. & Gals.	205	1112	68	97	90	64	137	101	93
Djibouti ...	Cwt. & Gals.				31	47				81
Massowah ...	Cwt. & Gals.				67				67	216
Jeddah ...	Cwt. & Nos.					40				120
Other Foreign Countries ...	Cwt. & Gals.	788	126	290	50	96	123	23	61	12
TOTAL, FOREIGN COUNTRIES ...	Cwt. & Gals.	788	126	290	1,02	95	123	23	112	214
TOTAL, BRITISH EMPIRE AND FOREIGN COUNTRIES ...	Cwt. & Gals.	1,181	719	1,128	1,465	1,466	197	160	212	407
<i>Linseed (e) (II E)—</i>										
Zanzibar ...	Cwt. & Gals.	616			220		111			171
Perim ...	Cwt. & Gals.					61				247
Other British Possessions ...	Cwt. & Gals.	91	220	40	24	20	18	66	22	12
TOTAL, BRITISH POSSESSIONS ...	Cwt. & Gals.	707	220	40	24	709	129	66	12	189
Djibouti ...	Cwt. & Gals.				40	25				197
Other Foreign Countries ...	Cwt. & Gals.	141	292	106	100	15	42	61	23	26
TOTAL, FOREIGN COUNTRIES ...	Cwt. & Gals.	141	292	106	140	60	42	61	23	197
TOTAL, BRITISH EMPIRE AND FOREIGN COUNTRIES ...	Cwt. & Gals.	847	612	146	208	1,106	171	119	72	413

TOTAL QUANTITIES and VALUE of ARTICLES EXPORTED—continued.

ARTICLES, AND COUNTRIES OF FINAL DESTINATION.	QUANTITIES.					VALUE.				
	1916-1917.	1917-1918.	1918-1919.	1919-1920.	1920-1921.	1916-1917.	1917-1918.	1918-1919.	1919-1920.	1920-1921.
<i>Oil—continued</i>						£	£	£	£	£
<i>Vegetable, non-essential—continued.</i>										
Mustard or Rape (f) (II E)— Other British Possessions ... Gals.	80	.....	.....	.....	.....	23	.....	.....	.....	.....
TOTAL, BRITISH EMPIRE ... Gals.	80	.....	.....	.....	.....	23	.....	.....	.....	.....
TOTAL, BRITISH EMPIRE AND FOREIGN COUNTRIES ... Gals.	80	.....	.....	.....	.....	23	.....	.....	.....	.....
<i>Niger Seed (g) (II E)—</i>										
Other British Possessions ... Gals.	.....	.....	4	.....	.....	.....	.....	1	.....	.....
TOTAL, BRITISH EMPIRE ... Gals.	.....	.....	4	.....	.....	.....	.....	1	.....	.....
TOTAL, BRITISH EMPIRE AND FOREIGN COUNTRIES ... Gals.	.....	.....	4	.....	.....	.....	.....	1	.....	.....
<i>Sesamum (Til or Jirjilli) (h) (II E)—</i>										
Somaliland ... Cwt. & Gals.	2,321	2,363	1,810	1,673	1,559	334	410	353	485	501
Perim ... Cwt. & Gals.	1,236	799	600	656	760	165	123	111	155	166
Snakin ... Cwt. & Gals.	1,792	2,580	.....	.....	.....	207	381	.....	.....	.....
Other British Possessions ... Cwt. & Gals.	.....	280	.....	.....	.....	.....	58	.....	.....	.....
Zanzibar ... Cwt. & Gals.	.....	.....	.....	.....	.....	.....	.....	.....	.....	.....
TOTAL, BRITISH EMPIRE ... Cwt. & Gals.	5,319	5,981	2,410	2,329	2,319	706	972	463	640	596
Masowah ... Cwt. & Gals.	15,008	6,380	2,032	7,190	7,541	1,961	1,043	652	2,178	2,189
Jeddah ... Cwt. & Gals.	2,500	.....	.....	249	3,030	233	.....	.....	841	7,301
Arabian Gulf Ports ... Cwt. & Gals.	32,876	14,309	20,013	17,044	19,875	4,396	3,438	3,492	4,503	3,521
Muscat ... Cwt. & Gals.	.....	.....	.....	.....	.....	.....	.....	.....	.....	.....
Italian East Africa ... Cwt. & Gals.	21,550	2,454	890	.....	.....	2,947	383	99	.....	.....
D'jabouti and Obokh ... Cwt. & Gals.	3,348	4,607	6,022	5,467	7,383	485	827	1,318	1,505	1,885
Kamran and Fursan ... Cwt. & Gals.	1,190	.....	.....	.....	.....	163	.....	.....	.....	.....
Independent Somali Ports ... Cwt. & Gals.	512	429	862	744	845	77	67	137	206	86
Madagascar ... Cwt. & Gals.	1,970	1,190	.....	.....	.....	250	176	.....	.....	.....
Hodaldah ... Cwt. & Gals.	.....	.....	.....	.....	.....	.....	.....	.....	.....	.....
Dankali Coast ... Cwt. & Gals.	.....	.....	.....	29	.....	.....	.....	.....	82	.....
Other Foreign Countries ... Cwt. & Gals.	640	40	80	673	103	83	6	15	164	41
Mocha ... Cwt. & Gals.	.....	.....	.....	.....	.....	.....	.....	.....	.....	.....
TOTAL, FOREIGN COUNTRIES ... Cwt. & Gals.	79,494	29,899	31,130	34,219	66,273	10,596	4,959	5,613	8,479	15,344
TOTAL, BRITISH EMPIRE AND FOREIGN COUNTRIES ... Cwt. & Gals.	84,813	35,380	33,540	38,548	69,592	11,303	5,961	6,076	10,119	15,900
<i>Other Sorts (j) (II E)—</i>										
Snakin and Port Soudan ... Gals.	.....	141	.....	.....	.....	.....	330	.....	.....	.....
Egypt ... Gals.	.....	.....	.....	.....	.....	.....	.....	.....	.....	70
Other British Possessions ... Gals.	217	12	.....	.....	.....	75	10	.....	.....	34
TOTAL, BRITISH EMPIRE ... Gals.	217	153	.....	.....	.....	75	340	.....	.....	101
Italian East Africa ... Gals.	.....	.....	.....	.....	.....	.....	.....	.....	.....	.....
Houeklah ... Gals.	.....	.....	.....	.....	.....	.....	.....	.....	.....	.....
D'jabouti and Obokh ... Gals.	834	418	.....	.....	.....	324	437	.....	.....	.....
Masowah ... Gals.	.....	.....	.....	.....	.....	.....	.....	.....	.....	.....
Other Foreign Countries ... Cwt. & Gals.	60	1	.....	5	.....	30	1	.....	3	.....
TOTAL, FOREIGN COUNTRIES ... Cwt. & Gals.	903	419	.....	5	.....	354	438	.....	3	.....
TOTAL, BRITISH EMPIRE AND FOREIGN COUNTRIES ... Cwt. & Gals.	1,120	572	.....	5	7	629	778	.....	3	101
TOTAL, OILS ... Gals.	527,944	224,664	217,902	539,727	604,146	29,916	20,396	23,234	58,359	77,746

GENERAL EXPORTS.

SEA-BORNE TRADE.

No. 8—continued.

727

TOTAL QUANTITIES and VALUE of ARTICLES EXPORTED—continued.

ARTICLES, AND COUNTRIES OF FINAL DESTINATION.	QUANTITIES.					VALUE.				
	1916-1917.	1917-1918.	1918-1919.	1919-1920.	1920-1921.	1916-1917.	1917-1918.	1918-1919.	1919-1920.	1920-1921.
<b>Oilcakes—</b>										
<i>Linned, rape and sesam cake (a) (III F)—</i>										
Other British Possessions ... Cwt.	30	70	35	38	35	30	45	17	30	30
TOTAL, BRITISH EMPIRE ... Cwt.	30	70	35	38	35	30	45	17	30	30
Arabian Gulf Ports ... Cwt.				267	355				149	119
Other Foreign Countries ... Cwt.		1	5		2		1	2		1
TOTAL, FOREIGN COUNTRIES ... Cwt.		1	5	267	357		1	2	149	120
TOTAL, BRITISH EMPIRE AND FOREIGN COUNTRIES ... Cwt.	30	71	40	305	392	30	46	19	179	140
<i>Other Sorts (f) (III F)—</i>										
Other British Possessions ... Cwt.										
TOTAL, BRITISH EMPIRE ... Cwt.										
Other Foreign Countries ... Cwt.										
TOTAL, FOREIGN COUNTRIES ... Cwt.										
TOTAL, BRITISH EMPIRE AND FOREIGN COUNTRIES ... Cwt.										
TOTAL, OILCAKES ... Cwt.	30	71	40	305	392	30	46	19	179	140
<b>Oil-cloth and Floor-cloth (III F)—</b>										
Other British Possessions ... Sq. yds.		5		85	68		1		88	16
TOTAL, BRITISH EMPIRE ... Sq. yds.		5		85	68		1		88	16
Other Foreign Countries ... Sq. yds.	65	1,518	600	964	9	8	133	30	89	1
TOTAL, FOREIGN COUNTRIES ... Sq. yds.	65	1,518	600	964	9	8	133	30	89	1
TOTAL, BRITISH EMPIRE AND FOREIGN COUNTRIES ... Sq. yds.	65	1,523	600	969	67	8	134	30	147	17
<b>Opium (III D)—</b>										
Other Foreign Countries ... Cwt.										
TOTAL, FOREIGN COUNTRIES ... Cwt.										
TOTAL, BRITISH EMPIRE AND FOREIGN COUNTRIES ... Cwt.										
<b>Paints and Painters' Materials—</b>										
<i>Paints and Colours—</i>										
<i>Other Sorts (a II) (III F)—</i>										
Zanzibar ... Cwt.	118	154		53		308	306		300	
Somaliand ...										
Perim ...	31		25	46	263	70		78	150	264
India—Bombay ...					24					310
Other British Possessions ...	17	8	3	15	25	41	72	16	88	190
TOTAL, BRITISH EMPIRE ... Cwt.	163	162	28	74	313	374	378	94	548	1,164
Jeddah ... Cwt.	44					500				
Gaizan ...		28	11	71			689	547	1,738	
Massawah ...					30					106
Hodeidah ...				11	37				204	473
D'jabouti and Obokh ...	51	13	11	79	149	204	184	76	692	708
Arabian Gulf Ports ...	8	9	4	9	10	84	315	130	123	180
Lohia ...				5					149	
Mokha ...				7					141	
Other Foreign Countries ...	14	3	2	2	118	47	40	20	28	153
Konfah ...										
TOTAL, FOREIGN COUNTRIES ... Cwt.	83	47	28	135	323	665	1,308	811	2,210	1,220
TOTAL, BRITISH EMPIRE AND FOREIGN COUNTRIES ... Cwt.	246	209	66	201	636	1,039	1,670	901	2,760	2,919

ARTICLES, AND COUNTRIES OF FINAL DESTINATION.	QUANTITIES.					VALUE.				
	1916-1917.	1917-1918.	1918-1919.	1919-1920.	1920-1921.	1916-1917.	1917-1918.	1918-1919.	1919-1920.	1920-1921.
<b>Paints and Painters' Materials—continued.</b>										
<i>Painters' Materials (b) (III F)—</i>										
Perlm ... .. Value.	.....	.....	.....	.....	.....	.....	.....	.....	.....	54
Other British Possessions ... Value.	.....	.....	.....	.....	.....	53	33	4	54	54
TOTAL, BRITISH EMPIRE ... Value.	.....	.....	.....	.....	.....	23	33	4	54	54
D'jabouti and Obokh ... Value.	.....	.....	.....	.....	.....	.....	80	.....	.....	217
Other Foreign Countries ... Value.	.....	.....	.....	.....	.....	53	7	83	70	11
TOTAL, FOREIGN COUNTRIES ... Value.	.....	.....	.....	.....	.....	53	87	83	70	228
TOTAL, BRITISH EMPIRE AND FOREIGN COUNTRIES ... Value.	.....	.....	.....	.....	.....	76	120	87	124	282
TOTAL, PAINTS AND PAINTERS' MATERIALS ... Value.	.....	.....	.....	.....	.....	1,365	1,090	938	3,884	3,360
<b>Paper and Pasteboard—</b>										
<i>Paper—</i>										
Printing Paper (a) (III M)—										
Other British Possessions ... Cwt.	1	.....	.....	.....	.....	7	.....	.....	.....	.....
TOTAL, BRITISH EMPIRE ... Cwt.	1	.....	.....	.....	.....	7	.....	.....	.....	.....
Other Foreign Countries ... Cwt.	.....	.....	.....	.....	.....	.....	.....	.....	.....	.....
TOTAL FOREIGN COUNTRIES ... Cwt.	.....	.....	.....	.....	.....	.....	.....	.....	.....	.....
<i>Other kinds of Paper (including paper manufactures) (b) (III M)—</i>										
Egypt ... .. Cwt.	.....	.....	.....	8	.....	.....	.....	.....	167	.....
United Kingdom ... .. Cwt.	.....	.....	81	.....	.....	.....	.....	257	.....	.....
Somaland ... .. Cwt.	304	134	103	101	109	332	311	329	189	121
Zanzibar ... .. Cwt.	425	191	.....	.....	.....	492	400	.....	.....	.....
Swakin and Port Sudan ... .. Cwt.	404	50	.....	.....	159	557	67	.....	.....	121
India—Bombay ... .. Cwt.	.....	.....	12	.....	53	.....	.....	150	.....	221
Other British Possessions ... .. Cwt.	54	16	9	38	43	140	100	73	63	101
TOTAL, BRITISH EMPIRE ... Cwt.	1,087	381	174	137	322	1,521	578	809	419	567
Masowah ... .. Cwt.	.....	.....	16	525	116	.....	.....	131	786	107
Italian East Africa ... .. Cwt.	119	19	13	112	145	166	82	103	342	196
Meda ... .. Cwt.	.....	.....	.....	.....	113	.....	.....	.....	.....	265
Jeddah ... .. Cwt.	23	.....	.....	87	363	350	.....	.....	108	269
Confidah ... .. Cwt.	.....	.....	.....	.....	.....	.....	.....	.....	.....	.....
Egypt ... .. Cwt.	.....	.....	.....	.....	.....	.....	.....	.....	.....	.....
Hodeidah ... .. Cwt.	.....	.....	.....	681	1,163	.....	.....	.....	816	1,353
Dunkall Coast ... .. Cwt.	.....	.....	.....	74	.....	.....	.....	.....	109	.....
Turkey in Asia ... .. Cwt.	.....	.....	.....	.....	.....	67	.....	.....	.....	.....
Mokha ... .. Cwt.	.....	.....	.....	722	137	.....	.....	.....	1,055	144
Arabian Gulf Ports ... .. Cwt.	134	103	20	346	256	279	308	143	630	407
D'jabouti and Obokh ... .. Cwt.	1,030	265	360	383	368	1,672	574	2,326	1,364	1,210
Gaizan ... .. Cwt.	608	68	224	808	76	1,177	296	756	1,012	77
Bahrain Is ... .. Cwt.	.....	.....	.....	.....	20	.....	.....	.....	.....	290
Other Foreign Countries ... .. Cwt.	50	16	1	38	46	110	73	4	106	44
TOTAL, FOREIGN COUNTRIES ... Cwt.	1,950	470	642	3,523	2,722	3,621	2,343	3,532	6,423	4,215
TOTAL, BRITISH EMPIRE AND FOREIGN COUNTRIES ... Cwt.	3,048	851	816	3,660	3,044	5,342	2,221	4,341	6,846	4,782
<i>Pasteboard, Millboard and Cardboard of all kinds (III M)—</i>										
Other British Possessions ... Cwt.	.....	.....	.....	.....	2	.....	.....	.....	.....	5
TOTAL, BRITISH EMPIRE ... Cwt.	.....	.....	.....	.....	2	.....	.....	.....	.....	5
TOTAL, BRITISH EMPIRE AND FOREIGN COUNTRIES ... Cwt.	.....	.....	.....	.....	2	.....	.....	.....	.....	5
TOTAL, VALUE OF PAPER ... Value.	.....	.....	.....	.....	.....	5,840	2,221	4,341	6,846	4,787
<b>Paraffin Wax (III F)—</b>										
Other British Possessions ... Cwt.	.....	.....	.....	.....	.....	.....	.....	.....	.....	.....
TOTAL, BRITISH EMPIRE ... Cwt.	.....	.....	.....	.....	.....	.....	.....	.....	.....	.....
TOTAL, BRITISH EMPIRE AND FOREIGN COUNTRIES ... Cwt.	.....	.....	.....	.....	.....	.....	.....	.....	.....	.....



No. 8—continued.

729

TOTAL QUANTITIES and VALUE of ARTICLES EXPORTED—continued.

ARTICLES, AND COUNTRIES OF FINAL DESTINATION.	QUANTITIES.					VALUE.				
	1916-1917.	1917-1918.	1918-1919.	1919-1920.	1920-1921.	1916-1917.	1917-1918.	1918-1919.	1919-1920.	1920-1921.
Perfumery (not being perfumed)										
Spirits (b III F)—										
Other sorts—										
United Kingdom ... Value.							307	307	2,413	2,470
Somaland										
Egypt...								153		1,008
Zanzibar and Pemba										
Suakin and Port Sudan...						80				
India—Bombay										
Other British Possessions						81	48	87	108	137
<b>TOTAL, BRITISH EMPIRE ... Value.</b>						<b>131</b>	<b>413</b>	<b>787</b>	<b>2,616</b>	<b>3,640</b>
Greece										
Austria										67
France						4,923	2,881	2,808	9,778	5,367
Masowah									179	
United States of America						1,557	627	788	2,307	2,984
Masoa								180	183	
Jeddah										
Hodeidah									180	280
Arabian Gulf Ports...						136	373	300	336	214
Djibouti and Obokh						187	707	300	281	101
Mokha									188	181
Gairan							70	126	284	
North Africa—Morocco, etc.										
Turkey in Asia										
Other Foreign Countries						83	73	83	80	168
<b>TOTAL, FOREIGN COUNTRIES ... Value.</b>						<b>6,884</b>	<b>5,448</b>	<b>4,997</b>	<b>13,613</b>	<b>10,181</b>
<b>TOTAL, BRITISH EMPIRE AND FOREIGN COUNTRIES ... Value.</b>						<b>7,015</b>	<b>5,861</b>	<b>5,784</b>	<b>16,229</b>	<b>13,721</b>
Plant, Living, including Bulbs (II J)—										
Other British Possessions ... Value.						0			21	20
<b>TOTAL, BRITISH EMPIRE ... Value.</b>						<b>0</b>			<b>21</b>	<b>20</b>
Other Foreign Countries... Value.							31			71
Djibouti										71
<b>TOTAL, FOREIGN COUNTRIES ... Value.</b>							<b>31</b>			<b>71</b>
<b>TOTAL, BRITISH EMPIRE AND FOREIGN COUNTRIES ... Value.</b>						<b>0</b>	<b>31</b>		<b>21</b>	<b>191</b>
Precious Stones and Pearls, Unset (II J)—								800		
Egypt										
United Kingdom						81,030	18,000	12,438	40,867	84,800
India—Bombay										
<b>TOTAL, BRITISH EMPIRE ... Value.</b>						<b>81,030</b>	<b>18,000</b>	<b>12,438</b>	<b>40,867</b>	<b>84,800</b>
Djibouti						130				
France							20			
Other Foreign Countries										
<b>TOTAL, FOREIGN COUNTRIES ... Value.</b>						<b>130</b>	<b>20</b>			
<b>TOTAL, BRITISH EMPIRE AND FOREIGN COUNTRIES ... Value.</b>						<b>81,160</b>	<b>18,020</b>	<b>12,438</b>	<b>40,867</b>	<b>84,800</b>
Printing and Lithographing Materials (excluding paper) (III F)—										
Other British Possessions ... Value.						3				
<b>TOTAL, BRITISH EMPIRE ... Value.</b>						<b>3</b>				
Other Foreign Countries										
<b>TOTAL, FOREIGN COUNTRIES ... Value.</b>						<b>1</b>				
<b>TOTAL, BRITISH EMPIRE AND FOREIGN COUNTRIES ... Value.</b>						<b>3</b>				

TOTAL QUANTITIES and VALUE of ARTICLES EXPORTED—continued.

ARTICLES, AND COUNTRIES OF FINAL DESTINATION.	QUANTITIES.					VALUE.				
	1916-1917.	1917-1918.	1918-1919.	1919-1920.	1920-1921.	1916-1917.	1917-1918.	1918-1919.	1919-1920.	1920-1921.
<b>Provisions and Oilman's Stores (E)—</b>						£	£	£	£	£
<i>Bisk-to-mor (E)—</i>										
Straits Settlements ... .. Lbs.	.....	.....	.....	23,504	51,072	.....	.....	.....	254	30
Other British Possessions... .. "	1,456	.....	.....	.....	.....	10	.....	.....	.....	.....
<b>TOTAL, BRITISH EMPIRE ... Lbs.</b>	<b>1,456</b>	<b>.....</b>	<b>.....</b>	<b>23,504</b>	<b>51,072</b>	<b>10</b>	<b>.....</b>	<b>.....</b>	<b>254</b>	<b>30</b>
Java ... .. Lbs.	.....	.....	.....	.....	.....	.....	.....	.....	.....	.....
China ... .. "	.....	.....	.....	.....	.....	.....	.....	.....	.....	.....
Other Foreign Countries... .. "	.....	.....	.....	.....	1,792	.....	.....	.....	.....	6
<b>TOTAL, FOREIGN COUNTRIES ... Lbs.</b>	<b>.....</b>	<b>.....</b>	<b>.....</b>	<b>.....</b>	<b>1,792</b>	<b>.....</b>	<b>.....</b>	<b>.....</b>	<b>.....</b>	<b>6</b>
<b>TOTAL, BRITISH EMPIRE AND FOREIGN COUNTRIES ... Lbs.</b>	<b>1,456</b>	<b>.....</b>	<b>.....</b>	<b>23,504</b>	<b>53,864</b>	<b>10</b>	<b>.....</b>	<b>.....</b>	<b>254</b>	<b>36</b>
<i>Butter (E)—</i>										
Egypt ... .. Lbs.	4,172	.....	3,000	.....	.....	243	.....	300	.....	.....
Zanzibar ... .. "	.....	.....	.....	.....	.....	.....	.....	.....	.....	.....
Somaland ... .. "	.....	.....	936	1,685	1,026	.....	.....	69	149	.....
Perim... .. "	3,000	1,457	2,142	1,000	1,210	143	97	172	100	.....
Bombay ... .. "	2,338	.....	.....	.....	4,928	143	.....	.....	.....	33
Other British Possessions ... .. "	1,235	1,360	.....	.....	.....	70	84	.....	.....	.....
Suakin and Fort Sudan ... .. "	30,086	2,240	.....	.....	.....	1,568	172	.....	.....	.....
<b>TOTAL, BRITISH EMPIRE ... "</b>	<b>40,829</b>	<b>5,057</b>	<b>6,078</b>	<b>2,685</b>	<b>7,164</b>	<b>2,171</b>	<b>353</b>	<b>411</b>	<b>249</b>	<b>32</b>
Egypt—										
Djibouti and Obokh ... .. "	10,703	6,000	2,144	4,413	.....	598	527	149	384	.....
Italian East Africa ... .. "	.....	.....	.....	.....	1,928	.....	.....	.....	.....	18
Masowah ... .. "	.....	.....	884	965	.....	.....	.....	70	102	.....
Other Foreign Countries ... .. "	64	135	372	1,072	1,874	45	10	34	95	15
<b>TOTAL, FOREIGN COUNTRIES ... Lbs.</b>	<b>11,586</b>	<b>6,225</b>	<b>3,400</b>	<b>6,419</b>	<b>3,802</b>	<b>643</b>	<b>537</b>	<b>253</b>	<b>561</b>	<b>34</b>
<b>TOTAL, BRITISH EMPIRE AND FOREIGN COUNTRIES ... Lbs.</b>	<b>52,415</b>	<b>11,282</b>	<b>9,478</b>	<b>9,104</b>	<b>10,966</b>	<b>2,814</b>	<b>890</b>	<b>664</b>	<b>810</b>	<b>66</b>
<i>Cheese (E)—</i>										
Perim ... .. Lbs.	3,055	.....	.....	.....	.....	135	.....	.....	.....	.....
Zanzibar ... .. "	985	.....	.....	.....	.....	87	.....	.....	.....	.....
Other British Possessions ... .. "	1,483	8	73	24	754	78	1	11	4	6
<b>TOTAL, BRITISH EMPIRE ... Lbs.</b>	<b>4,523</b>	<b>8</b>	<b>73</b>	<b>24</b>	<b>754</b>	<b>280</b>	<b>1</b>	<b>11</b>	<b>4</b>	<b>6</b>
Other Foreign Countries... .. Lbs.	815	6	.....	24	8	27	1	.....	4	1
<b>TOTAL, FOREIGN COUNTRIES ... Lbs.</b>	<b>815</b>	<b>6</b>	<b>.....</b>	<b>24</b>	<b>8</b>	<b>27</b>	<b>1</b>	<b>.....</b>	<b>4</b>	<b>1</b>
<b>TOTAL, BRITISH EMPIRE AND FOREIGN COUNTRIES ... Lbs.</b>	<b>5,338</b>	<b>14</b>	<b>73</b>	<b>48</b>	<b>762</b>	<b>307</b>	<b>2</b>	<b>11</b>	<b>8</b>	<b>7</b>
<i>Ghee (E)—</i>										
Somaland ... .. Lbs.	.....	1,676	1,792	955	1,267	.....	96	150	89	113
Zanzibar ... .. "	78,093	23,296	.....	.....	7,532	2,896	833	.....	.....	264
Straits Settlements ... .. "	4,956	43,862	5,600	19,208	128,003	157	1,507	238	1,123	5,798
Perim... .. "	2,457	.....	2,680	8,148	2,630	81	.....	177	643	125
Suakin, etc. ... .. "	.....	1,820	.....	.....	784	.....	87	.....	.....	87
India—Bombay ... .. "	.....	.....	.....	.....	6,944	.....	.....	.....	.....	285
Egypt ... .. "	.....	.....	.....	.....	21,416	.....	.....	.....	.....	529
Other British Possessions... .. "	745	1,932	603	1,961	.....	39	70	30	71	.....
<b>TOTAL, BRITISH EMPIRE ... Lbs.</b>	<b>86,251</b>	<b>72,576</b>	<b>10,654</b>	<b>30,292</b>	<b>168,626</b>	<b>3,163</b>	<b>2,686</b>	<b>599</b>	<b>1,996</b>	<b>7,007</b>
Kamuran, etc. ... .. Lbs.	2,604	.....	.....	.....	.....	.....	.....	.....	.....	.....

TOTAL QUANTITIES and VALUE of ARTICLES EXPORTED—continued.

ARTICLES, AND COUNTRIES OF FINAL DESTINATION.	QUANTITIES.					VALUE.				
	1916-1917.	1917-1918.	1918-1919.	1919-1920.	1920-1921.	1916-1917.	1917-1918.	1918-1919.	1919-1920.	1920-1921.
<b>Provisions and Oilman's Stores—continued.</b>										
<i>Grain (I B)—continued.</i>										
Jeddah ... Lbs.	3,080				165,087	187				9,611
Mozambique ... "					1,500					181
Hodeidah ... "				1,344	2,532				97	181
Mokha ... "										
Arabian Gulf Ports ... "	110,306	17,978	4,618	8,390	52,096	2,611	876	239	333	2,467
Asiatic Turkey Persian Gulf ... "					37,234					1,764
Independent Somali Ports ... "		2,055	1,400				100	60		
Java ... "										
Djibouti and Obokh ... "	65,788	11,366	2,781	2,323	2,072	2,270	446	249	284	160
Peria ... "					22,536					1,800
Re-Union ... "										
Gaizan ... "										
Italy ... "										
Italian East Africa... "										
Confidah ... "					8,800					280
Muskat ... "					4,400					200
Other Foreign Countries ... "	1,353	1,390	608	1,110	822	81	62	67	77	44
<b>TOTAL, FOREIGN COUNTRIES ... Lbs.</b>	<b>212,618</b>	<b>56,581</b>	<b>13,906</b>	<b>16,900</b>	<b>208,445</b>	<b>7,401</b>	<b>2,508</b>	<b>304</b>	<b>1,088</b>	<b>14,115</b>
<b>TOTAL, BRITISH EMPIRE AND FOREIGN COUNTRIES ... Lbs.</b>	<b>293,869</b>	<b>129,167</b>	<b>24,630</b>	<b>47,192</b>	<b>498,071</b>	<b>10,566</b>	<b>5,072</b>	<b>1,404</b>	<b>2,981</b>	<b>21,728</b>
<i>Lord (I B)—</i>										
Other British Possessions ... Lbs.					24					8
<b>TOTAL, BRITISH EMPIRE ... Lbs.</b>					<b>24</b>					<b>8</b>
Other Foreign Countries ... Lbs.										
<b>TOTAL, FOREIGN COUNTRIES ... Lbs.</b>										
<b>TOTAL, BRITISH EMPIRE AND FOREIGN COUNTRIES ... Lbs.</b>					<b>24</b>					<b>8</b>
<i>Pickles, chutnies and condiments (II B)—</i>										
Zanzibar ... Cwt.	48					100				
Somaliland ... "										
Other British Possessions ... "	14	7	8	21	18	54	69	55	62	76
<b>TOTAL, BRITISH EMPIRE ... Cwt.</b>	<b>62</b>	<b>7</b>	<b>8</b>	<b>21</b>	<b>18</b>	<b>228</b>	<b>69</b>	<b>55</b>	<b>62</b>	<b>76</b>
Djibouti and Obokh ... Cwt.										
Gaizan ... "										
Mokha ... "										
Other Foreign Countries... "	20	5	4	10	17	105	17	25	59	50
<b>TOTAL, FOREIGN COUNTRIES ... Cwt.</b>	<b>20</b>	<b>5</b>	<b>4</b>	<b>10</b>	<b>17</b>	<b>105</b>	<b>17</b>	<b>25</b>	<b>59</b>	<b>50</b>
<b>TOTAL, BRITISH EMPIRE AND FOREIGN COUNTRIES ... Cwt.</b>	<b>82</b>	<b>12</b>	<b>12</b>	<b>31</b>	<b>35</b>	<b>333</b>	<b>86</b>	<b>80</b>	<b>121</b>	<b>126</b>
<i>Other sorts of Provisions (I B)—</i>										
Egypt ... Cwt.	1,085	619				770	637			
Ceylon ... "										
Mauritius ... "										
United Kingdom ... "										
Somaliland ... "	902	1,277	1,450	1,519	1,754	1,845	1,429	2,388	4,128	5,491
Zanzibar ... "	2,284	62		60	20	10,872	222		208	204
Peria ... "	143	148	108	182	219	1,854	205	680	548	1,627
Straits Settlements ... "	8	26		20	271	67	68		271	1,008
Soakin and Port Sudan ... "	408				23	686				113
India—Bombay ... "	777	96		271	288	2,206	247		477	447
Other British Possessions... "	1	1	28	6	12	9	5	179	62	42
<b>TOTAL, BRITISH EMPIRE ... Cwt.</b>	<b>7,112</b>	<b>2,345</b>	<b>1,577</b>	<b>2,226</b>	<b>2,727</b>	<b>18,169</b>	<b>2,398</b>	<b>3,441</b>	<b>5,269</b>	<b>7,169</b>

732

No. 8—continued.

TOTAL QUANTITIES and VALUE of ARTICLES EXPORTED—continued.

ARTICLES, AND COUNTRIES OF FINAL DESTINATION.	QUANTITIES.					VALUE.				
	1916-1917.	1917-1918.	1918-1919.	1919-1920.	1920-1921.	1916-1917.	1917-1918.	1918-1919.	1919-1920.	1920-1921.
<b>Provisions and Oilman's Stores—continued.</b>						£	£	£	£	£
<i>Other sorts of Provisions (I-B)—continued.</i>										
Kailan East Africa ... Cwt.	533	261	.....	.....	46	790	376	.....	.....	188
Dunkall Coast ... ..	197	101	115	132	.....	235	101	91	159	.....
Jeddah ... ..	.....	.....	.....	.....	120	.....	.....	.....	.....	508
Hodeidah ... ..	.....	.....	10	253	557	.....	.....	84	507	1,222
Mokha ... ..	150	.....	.....	1,241	997	260	.....	.....	1,388	1,204
Arabian Gulf Ports ... ..	4,180	568	489	309	643	10,436	1,342	1,071	1,179	1,901
Galzan ... ..	1,804	559	92	378	108	3,403	1,503	158	593	323
Asiatic Turkey Persian Gulf ... ..	.....	.....	.....	.....	114	.....	.....	.....	.....	203
Persia ... ..	.....	.....	.....	.....	.....	.....	.....	.....	.....	.....
Mosowah ... ..	819	135	110	114	47	948	336	467	457	156
Turkey in Asia ... ..	.....	32	175	.....	.....	.....	183	340	.....	.....
Djibouti and Obokh ... ..	1,391	574	253	295	471	3,516	1,606	983	1,473	1,530
Considah ... ..	.....	.....	.....	.....	.....	.....	.....	.....	.....	.....
Furman, &c. ... ..	130	40	.....	13	31	274	150	.....	79	101
Independant Somali Ports ... ..	63	86	.....	46	.....	151	106	.....	189	.....
Bahrain Island ... ..	.....	.....	.....	267	32	.....	.....	.....	473	91
Medina ... ..	.....	.....	.....	.....	274	.....	.....	.....	.....	658
Persian Gulf ... ..	.....	.....	125	.....	.....	.....	.....	333	.....	.....
Other Foreign Countries ... ..	61	11	64	43	43	99	21	96	125	109
<b>TOTAL, FOREIGN COUNTRIES ... Cwt.</b>	<b>9,084</b>	<b>3,342</b>	<b>1,423</b>	<b>2,990</b>	<b>3,732</b>	<b>20,112</b>	<b>5,679</b>	<b>3,648</b>	<b>6,661</b>	<b>8,281</b>
<b>TOTAL, BRITISH EMPIRE AND FOREIGN COUNTRIES ... Cwt.</b>	<b>16,146</b>	<b>4,686</b>	<b>3,000</b>	<b>5,318</b>	<b>6,489</b>	<b>38,221</b>	<b>9,015</b>	<b>7,089</b>	<b>12,530</b>	<b>15,441</b>
<b>TOTAL, PROVISIONS AND OILMAN'S STORES ... Value.</b>	.....	.....	.....	.....	.....	<b>52,344</b>	<b>15,045</b>	<b>9,368</b>	<b>16,737</b>	<b>28,655</b>
<b>Railway Plant and Rolling Stock—</b>										
<i>Other sorts (III A)—</i>										
Djibouti ... .. Value.	.....	.....	.....	.....	.....	.....	.....	370	.....	.....
<b>TOTAL, FOREIGN COUNTRIES ... Value.</b>	.....	.....	.....	.....	.....	.....	.....	300	.....	.....
<b>TOTAL, BRITISH EMPIRE AND FOREIGN COUNTRIES ... Value.</b>	.....	.....	.....	.....	.....	.....	.....	300	.....	.....
<b>Rubber—</b>										
<i>Raw (II J)—</i>										
United Kingdom ... .. Cwt.	.....	.....	.....	.....	.....	.....	.....	.....	.....	.....
Other British Possessions ... ..	.....	.....	.....	.....	.....	5	.....	.....	.....	.....
<b>TOTAL, BRITISH EMPIRE ... Cwt.</b>	.....	.....	.....	.....	.....	5	.....	.....	.....	.....
<b>TOTAL, FOREIGN COUNTRIES ... Cwt.</b>	.....	.....	.....	.....	.....	.....	.....	.....	.....	.....
<b>TOTAL, BRITISH EMPIRE AND FOREIGN COUNTRIES ... Cwt.</b>	.....	.....	.....	.....	.....	5	.....	.....	.....	.....
<b>Manufactures (III F)—</b>										
Suakin and Port Sudan ... .. Value.	.....	.....	.....	.....	.....	.....	.....	.....	.....	255
United Kingdom ... .. Value.	.....	.....	.....	.....	.....	308	.....	.....	.....	.....
Perim ... ..	.....	.....	.....	.....	.....	.....	.....	.....	.....	67
India—Bombay ... ..	.....	.....	.....	.....	.....	98	.....	311	110	112
Other British Possessions ... ..	.....	.....	.....	.....	.....	46	6	6	17	47
British Somali Land ... ..	.....	.....	.....	.....	.....	.....	.....	.....	.....	172
Kanzibar ... ..	.....	.....	.....	.....	.....	.....	77	310	.....	.....
<b>TOTAL, BRITISH EMPIRE ... Value.</b>	.....	.....	.....	.....	.....	<b>947</b>	<b>81</b>	<b>627</b>	<b>137</b>	<b>1,273</b>
Gaima ... .. Value.	.....	.....	.....	.....	.....	.....	.....	.....	.....	75
Mosowah ... ..	.....	.....	.....	.....	.....	.....	.....	.....	.....	.....
Arabian Gulf Port ... ..	.....	.....	.....	.....	.....	.....	.....	.....	.....	78
Other Foreign Countries ... ..	.....	.....	.....	.....	.....	36	6	4	70	48
<b>TOTAL, FOREIGN COUNTRIES ... Value.</b>	.....	.....	.....	.....	.....	<b>36</b>	<b>6</b>	<b>4</b>	<b>70</b>	<b>116</b>
<b>TOTAL, BRITISH EMPIRE AND FOREIGN COUNTRIES ... Value.</b>	.....	.....	.....	.....	.....	<b>983</b>	<b>87</b>	<b>631</b>	<b>197</b>	<b>1,459</b>

No. 8—continued.

TOTAL QUANTITIES and VALUE of ARTICLES EXPORTED—continued.

733

ARTICLES AND COUNTRIES OF FINAL DESTINATION.	QUANTITIES.					VALUE.				
	1916-1917.	1917-1918.	1918-1919.	1919-1920.	1920-1921.	1916-1917.	1917-1918.	1918-1919.	1919-1920.	1920-1921.
<b>Salt (II)—</b>										
Zanzibar ... .. Tons	2,150	1,055	430	631	1,380	2,300	1,121	1,000	1,047	2,327
Mauritius, etc. ... ..										
Port Sudan ... ..										
Straits Settlements ... ..										
India—Rangoon ... ..	30,041	2,275	7,700	9,550	9,000	12,978	8,780	8,000	9,710	9,000
Calcutta ... ..	86,119	80,231	114,870	123,910	101,436	88,120	106,267	120,722	129,611	174,031
Other British Possessions ... ..	65	8	1	1	4	20	25	31	24	21
<b>TOTAL, BRITISH EMPIRE ... Tons.</b>	<b>109,574</b>	<b>84,567</b>	<b>123,941</b>	<b>134,394</b>	<b>171,820</b>	<b>79,570</b>	<b>106,374</b>	<b>127,753</b>	<b>160,473</b>	<b>186,380</b>
Djibouti ... .. Tons.	300				100	273				127
Mozambique ... ..		400					207			
Turkey in Asia ... ..	148					128				
China ... ..										
Italian East Africa ... ..	240	110				280	73			
Java ... ..										
Other Foreign Countries ... ..	4	25	1	1	4	8	20	20	9	11
<b>TOTAL, FOREIGN COUNTRIES ... Tons.</b>	<b>602</b>	<b>526</b>	<b>1</b>	<b>1</b>	<b>104</b>	<b>661</b>	<b>1,000</b>	<b>20</b>	<b>9</b>	<b>144</b>
<b>TOTAL, BRITISH EMPIRE AND FOREIGN COUNTRIES ... Tons.</b>	<b>110,086</b>	<b>100,093</b>	<b>123,942</b>	<b>134,395</b>	<b>171,924</b>	<b>79,931</b>	<b>107,374</b>	<b>127,773</b>	<b>160,482</b>	<b>186,524</b>
<b>Beeds—</b>										
<b>Oil Seeds—</b>										
<b>Essential—</b>										
<b>Ajwan (a) (II F)—</b>										
Other British Possessions ... Cwt.			1	1				1		
<b>TOTAL, BRITISH EMPIRE ... Cwt.</b>			<b>1</b>	<b>1</b>				<b>1</b>		
Gaijan ... .. Cwt.				154	46				248	70
Mokha ... ..										
Other Foreign Countries ... ..	16	63	47	44	30	17	79	61	102	61
<b>TOTAL, FOREIGN COUNTRIES ... Cwt.</b>	<b>16</b>	<b>63</b>	<b>47</b>	<b>100</b>	<b>76</b>	<b>17</b>	<b>79</b>	<b>61</b>	<b>250</b>	<b>127</b>
<b>TOTAL, BRITISH EMPIRE AND FOREIGN COUNTRIES ... Cwt.</b>	<b>16</b>	<b>63</b>	<b>47</b>	<b>100</b>	<b>76</b>	<b>17</b>	<b>79</b>	<b>61</b>	<b>250</b>	<b>127</b>
<b>Ajwan (a) (II F)—</b>										
Other British Possessions ... Cwt.	11		2	2	1	1		4	3	2
<b>TOTAL, BRITISH EMPIRE ... Cwt.</b>	<b>11</b>		<b>2</b>	<b>2</b>	<b>1</b>	<b>1</b>		<b>4</b>	<b>3</b>	<b>2</b>
Djibouti and Obokh ... .. Cwt.		59					118			
Hodeidah ... ..				48					70	
Gaijan ... ..		65		106			64		229	
Mokha ... ..										
Other Foreign Countries ... ..	99	7	24	60	60	60	9	67	60	60
<b>TOTAL, FOREIGN COUNTRIES ... Cwt.</b>	<b>99</b>	<b>72</b>	<b>24</b>	<b>205</b>	<b>60</b>	<b>60</b>	<b>211</b>	<b>67</b>	<b>460</b>	<b>120</b>
<b>TOTAL, BRITISH EMPIRE AND FOREIGN COUNTRIES ... Cwt.</b>	<b>90</b>	<b>121</b>	<b>26</b>	<b>205</b>	<b>61</b>	<b>61</b>	<b>211</b>	<b>41</b>	<b>471</b>	<b>60</b>
<b>Arabic (a) (II F)—</b>										
Other British Possessions ... Cwt.		31					50			
<b>TOTAL, BRITISH EMPIRE ... Cwt.</b>		<b>31</b>					<b>50</b>			
Other Foreign Countries ... .. Cwt.				1					2	
<b>TOTAL, BRITISH EMPIRE AND FOREIGN COUNTRIES ... Cwt.</b>		<b>31</b>		<b>1</b>			<b>50</b>		<b>2</b>	
<b>Arabic (a) (II F)—</b>										
Other British Possessions ... Cwt.				1					1	
<b>TOTAL, BRITISH EMPIRE ... Cwt.</b>				<b>1</b>					<b>1</b>	
Other Foreign Countries ... .. Cwt.	5			3	15	5			16	20
<b>TOTAL, FOREIGN COUNTRIES ... Cwt.</b>	<b>5</b>			<b>3</b>	<b>15</b>	<b>5</b>			<b>16</b>	<b>20</b>
<b>TOTAL, BRITISH EMPIRE AND FOREIGN COUNTRIES ... Cwt.</b>	<b>5</b>			<b>3</b>	<b>15</b>	<b>5</b>			<b>17</b>	<b>20</b>
<b>Corrosive (a) (II F)—</b>										
Other British Possessions ... Cwt.	3	1	14	1	1	7	1	20	2	1
<b>TOTAL, BRITISH EMPIRE ... Cwt.</b>	<b>3</b>	<b>1</b>	<b>14</b>	<b>1</b>	<b>1</b>	<b>7</b>	<b>1</b>	<b>20</b>	<b>2</b>	<b>1</b>
Other Foreign Countries ... .. Cwt.	21			14	14	21			20	19
<b>TOTAL, FOREIGN COUNTRIES ... Cwt.</b>	<b>21</b>			<b>14</b>	<b>14</b>	<b>21</b>			<b>20</b>	<b>19</b>
<b>TOTAL, BRITISH EMPIRE AND FOREIGN COUNTRIES ... Cwt.</b>	<b>24</b>	<b>1</b>	<b>14</b>	<b>17</b>	<b>15</b>	<b>28</b>	<b>1</b>	<b>20</b>	<b>21</b>	<b>20</b>
<b>Corrosive (a) (II F)—</b>										
British Somaliland ... .. Cwt.		57	50				223	60		
Other British Possessions ... ..	64	12	7	20	21	76	17	5	67	65
<b>TOTAL, BRITISH EMPIRE ... Cwt.</b>	<b>64</b>	<b>69</b>	<b>57</b>	<b>20</b>	<b>21</b>	<b>76</b>	<b>120</b>	<b>65</b>	<b>67</b>	<b>65</b>
Arabian Gulf Ports ... .. Cwt.			210					254		
Djibouti ... ..										
Masavah ... ..	72									
Other Foreign Countries ... ..	115	114	22	101	120	177	101	112	162	174
<b>TOTAL, FOREIGN COUNTRIES ... Cwt.</b>	<b>167</b>	<b>114</b>	<b>22</b>	<b>101</b>	<b>120</b>	<b>177</b>	<b>101</b>	<b>266</b>	<b>162</b>	<b>174</b>
<b>TOTAL, BRITISH EMPIRE AND FOREIGN COUNTRIES ... Cwt.</b>	<b>261</b>	<b>183</b>	<b>249</b>	<b>128</b>	<b>151</b>	<b>243</b>	<b>220</b>	<b>431</b>	<b>304</b>	<b>239</b>

TOTAL QUANTITIES and VALUE of ARTICLES EXPORTED—continued.

ARTICLES, AND COUNTRIES OF FINAL DESTINATION.	QUANTITIES.					VALUE.				
	1916-1917.	1917-1918.	1918-1919.	1919-1920.	1920-1921.	1916-1917.	1917-1918.	1918-1919.	1919-1920.	1920-1921.
<i>Beads—continued.</i>										
<i>Oil Beads—continued.</i>										
<i>Essential—continued.</i>										
<i>Cinnamon Black (a vis) (II F)—</i>										
Other British Possessions ... Cwt.				21					68	
TOTAL, BRITISH EMPIRE ... Cwt.				21					68	
Hodeidah ... Cwt.				49					126	
Galzan ... Cwt.				173					360	
D'Jibouti ... Cwt.				37					89	
Other Foreign Countries ... Cwt.				110	5				237	11
TOTAL, FOREIGN COUNTRIES ... Cwt.				369	5				802	11
TOTAL, BRITISH EMPIRE AND FOREIGN COUNTRIES ... Cwt.				390	5				865	11
<i>Cinnamon (other than Black) (a vis) (II F)—</i>										
Egypt ... Cwt.		35					120			
Zanzibar ... Cwt.										
Other British Possessions ... Cwt.	17	16	15	3	28	40	48	40	11	4
India—Bombay ... Cwt.										
TOTAL, BRITISH EMPIRE ... Cwt.	17	41	15	3	28	40	168	40	11	4
Medi ... Cwt.					192					68
Italian East Africa ... Cwt.					30					8
Masowah ... Cwt.	94	42	106			177	111	304		69
Hodeidah ... Cwt.										
Mokha ... Cwt.										
Turkey in Europe ... Cwt.										
D'Jibouti ... Cwt.	103	145	169			210	425	370		15
Arabian Gulf Ports ... Cwt.		105	117				287	160		25
Galzan ... Cwt.	200	149	73			451	283	121		8
Other Foreign Countries ... Cwt.	20	27	21	32	37	51	80	54	92	8
TOTAL, FOREIGN COUNTRIES ... Cwt.	417	467	488	101	769	919	1,166	1,112	222	1,07
TOTAL, BRITISH EMPIRE AND FOREIGN COUNTRIES ... Cwt.	434	508	503	104	785	959	1,331	1,152	223	1,07
<i>Fennel (a vis) (II F)—</i>										
Other British Possessions ... Cwt.	5	21		3	1	7	26		5	
TOTAL, BRITISH EMPIRE ... Cwt.	5	21		3	1	7	26		5	
Masowah ... Cwt.		52					67			
Galzan ... Cwt.				129					225	
Mokha ... Cwt.										
Hodeidah ... Cwt.				51	63				100	
Other Foreign Countries ... Cwt.	89	63	101	32	31	105	77	148	49	
TOTAL, FOREIGN COUNTRIES ... Cwt.	89	104	101	315	93	105	144	148	373	11
TOTAL, BRITISH EMPIRE AND FOREIGN COUNTRIES ... Cwt.	94	125	101	318	94	112	170	148	378	11
<i>Peppercorn (a vis) (II F)—</i>										
Egypt ... Cwt.		29					67			
Other British Possessions ... Cwt.	6	1	4	1	2	7	1	6	1	
TOTAL, BRITISH EMPIRE ... Cwt.	6	30	4	1	2	7	68	6	1	
Italian East Africa ... Cwt.				69					129	
Egypt ... Cwt.	494					413				
Mokha ... Cwt.	125	105	37	70	31	119	114	44	53	
Other Foreign Countries ... Cwt.										
TOTAL, FOREIGN COUNTRIES ... Cwt.	619	105	37	133	31	531	114	44	211	
TOTAL, BRITISH EMPIRE AND FOREIGN COUNTRIES ... Cwt.	625	135	41	140	33	538	152	50	212	
<i>Sassaparilla (a vis) (II F)—</i>										
Other Foreign Countries ... Cwt.	10	2	4	1	1	13	3	4	1	
TOTAL, FOREIGN COUNTRIES ... Cwt.	10	2	4	1	1	13	3	4	1	
TOTAL, BRITISH EMPIRE AND FOREIGN COUNTRIES ... Cwt.	10	2	4	1	1	13	3	4	1	
<i>Other sorts (a vis) (II F)—</i>										
India—Bombay ... Cwt.										
Other British Possessions ... Cwt.						2				
TOTAL, BRITISH EMPIRE ... Cwt.						2				
France ... Cwt.										
Masowah ... Cwt.										
Other Foreign Countries ... Cwt.	3	3		1		3	3		3	
TOTAL, FOREIGN COUNTRIES ... Cwt.	3	3		1		3	3		3	
TOTAL, BRITISH EMPIRE AND FOREIGN COUNTRIES ... Cwt.	3	3		1		3	3		3	
<i>Non-essential—</i>										
<i>Cust. (a vis) (II F)—</i>										
Other British Empire ... Cwt.										
TOTAL, BRITISH EMPIRE ... Cwt.										
Other Foreign Countries ... Cwt.										
France ... Cwt.			161		15			467		1
TOTAL, FOREIGN COUNTRIES ... Cwt.			161		15			467		1
TOTAL, BRITISH EMPIRE AND FOREIGN COUNTRIES ... Cwt.			161		15			467		1

GENERAL EXPORTS.

SEA-BORNE TRADE.

No. 8—continued.

735

TOTAL QUANTITIES and VALUE of ARTICLES EXPORTED—continued.

ARTICLES, AND COUNTRIES OF FINAL DESTINATION.	QUANTITIES.					VALUE.				
	1916-1917.	1917-1918.	1918-1919.	1919-1920.	1920-1921.	1916-1917.	1917-1918.	1918-1919.	1919-1920.	1920-1921.
<i>Seed—continued.</i>										
<i>Oil-Seed—continued.</i>										
<i>Non-essential—</i>										
<i>Copra or cocoanut—</i>										
<i>Kernel (b ii) (II F)—</i>										
India—Bombay ... .. Cwt.				300					300	
Other British Possessions ... .. Cwt.	3	1	3		3	5	1	4		3
TOTAL, BRITISH EMPIRE ... .. Cwt.	3	1	3	300	3	5	1	4	300	3
Djibouti ... .. Cwt.			7,240					16,130		
Hodeidah ... .. Cwt.				44	308				96	373
Other Foreign Countries ... .. Cwt.	7		8	8	5	14		9	30	13
TOTAL, FOREIGN COUNTRIES ... .. Cwt.	7		7,248	52	313	14		16,139	126	386
TOTAL, BRITISH EMPIRE AND FOREIGN COUNTRIES ... .. Cwt.	10	1	7,251	102	316	19	1	16,143	326	389
<i>Cotton (b iii) (II F)—</i>										
Zanzibar ... .. Cwt.										
India—Bombay ... .. Cwt.	16	92	33	34	30	7	78	30	37	18
Other British Possessions ... .. Cwt.										
TOTAL, BRITISH EMPIRE ... .. Cwt.	16	92	33	34	30	7	78	30	37	18
Other Foreign Countries ... .. Cwt.	4			47	77	1			23	41
TOTAL, FOREIGN COUNTRIES ... .. Cwt.	4			47	77	1			23	41
TOTAL, BRITISH EMPIRE AND FOREIGN COUNTRIES ... .. Cwt.	20	92	33	81	107	8	78	30	60	59
<i>Groundnuts (b iv) (II F)—</i>										
United Kingdom ... .. Cwt.				316					316	
Egypt ... .. Cwt.	100				13	67				
Other British Possessions ... .. Cwt.	88	28	26	37	13	55	13	46	85	31
TOTAL, BRITISH EMPIRE ... .. Cwt.	188	28	26	37	13	122	13	46	101	31
Hodeidah ... .. Cwt.				133	160				119	168
Djibouti ... .. Cwt.	108	33	2,049		73	111	68	2,238		90
Medi ... .. Cwt.										
Mossawah ... .. Cwt.	85		60	64		68		94		78
Arabian Gulf Ports ... .. Cwt.										
Egypt ... .. Cwt.										
Other Foreign Countries ... .. Cwt.	167	97		29	70	177	84		68	81
TOTAL, FOREIGN COUNTRIES ... .. Cwt.	370	179	2,109	210	613	288	167	2,432	287	261
TOTAL, BRITISH EMPIRE AND FOREIGN COUNTRIES ... .. Cwt.	558	197	2,230	520	726	410	180	2,664	511	322
<i>Linseed (b v) (II F)—</i>										
United Kingdom ... .. Cwt.										
India—Bombay ... .. Cwt.				8					18	
Other British Possessions ... .. Cwt.										
TOTAL, BRITISH EMPIRE ... .. Cwt.				8					18	
Magawah ... .. Cwt.			6,408		440			4,007		88
France ... .. Cwt.										
Italy ... .. Cwt.	1,730				30	340				21
Other Foreign Countries ... .. Cwt.										
TOTAL, FOREIGN COUNTRIES ... .. Cwt.	1,730		6,408		470	340		4,007		109
TOTAL, BRITISH EMPIRE AND FOREIGN COUNTRIES ... .. Cwt.	1,730		6,416	8	470	340		4,007	18	109
<i>Mustard (b vi) (II F)—</i>										
Other British Possessions ... .. Cwt.		8		4	3		10		1	
TOTAL, BRITISH EMPIRE ... .. Cwt.		8		4	3		10		1	
Other Foreign Countries ... .. Cwt.		1		16	1		1		20	1
TOTAL, FOREIGN COUNTRIES ... .. Cwt.		1		16	1		1		20	1
TOTAL, BRITISH EMPIRE AND FOREIGN COUNTRIES ... .. Cwt.		9		20	4		11		21	1
<i>Niger Seed (b vii) (II F)—</i>										
Other Foreign Countries ... .. Cwt.					1					1
TOTAL, FOREIGN COUNTRIES ... .. Cwt.					1					1
TOTAL, BRITISH EMPIRE AND FOREIGN COUNTRIES ... .. Cwt.					1					1
<i>Poivy (b viii) (II F)—</i>										
Other British Possessions ... .. Cwt.	77				1	1			1	1
TOTAL, BRITISH EMPIRE ... .. Cwt.	77				1	1			1	1
Other Foreign Countries ... .. Cwt.		1	3	6	1		1	6	11	1
TOTAL, FOREIGN COUNTRIES ... .. Cwt.		1	3	6	1		1	6	11	1
TOTAL, BRITISH EMPIRE AND FOREIGN COUNTRIES ... .. Cwt.	77	1	3	6	2	1	1	6	11	2
<i>Rape (b ix) (II F)—</i>										
Other British Possession ... .. Cwt.					1					1
TOTAL, BRITISH EMPIRE ... .. Cwt.					1					1
TOTAL, BRITISH EMPIRE AND FOREIGN COUNTRIES ... .. Cwt.					1					1
<i>Sesame, Til or Jajidi (b x) (II F)—</i>										
Egypt ... .. Cwt.	300	6,512				328	6,355			
India—Bombay ... .. Cwt.	38	9			1	68	9			2
Other British Possessions ... .. Cwt.										
TOTAL, BRITISH EMPIRE ... .. Cwt.	338	6,521			1	396	6,364			2

736

No. 8—continued.

TOTAL QUANTITIES and VALUE of ARTICLES EXPORTED—continued.

ARTICLES, AND COUNTRIES OF FINAL DESTINATION.	QUANTITIES.					VALUE.				
	1916-1917.	1917-1918.	1918-1919.	1919-1920.	1920-1921.	1916-1917.	1917-1918.	1918-1919.	1919-1920.	1920-1921.
<i>Seeds—continued.</i>										
<i>Oil-Seeds—continued.</i>										
<i>Non-essential—continued.</i>										
<i>Sesamum, Til or Jirjili (b of) (II-F)—continued.</i>										
Egypt ... Cwt.	.....	.....	.....	.....	.....	.....	.....	.....	.....	.....
Arabian Gulf Ports ... Cwt.	3,848	3,329	1,738	3,881	4,874	2,968	1,397	1,853	6,005	7,167
Masowah ... Cwt.	.....	.....	1,850	.....	.....	.....	.....	2,000	.....	.....
France ... Cwt.	.....	.....	.....	.....	.....	.....	.....	.....	.....	.....
Comdah ... Cwt.	.....	.....	.....	.....	.....	.....	.....	.....	.....	.....
Germany ... Cwt.	.....	.....	.....	.....	.....	.....	.....	.....	.....	.....
Italian East Africa ... Cwt.	.....	.....	.....	.....	.....	.....	.....	.....	.....	.....
Mokha ... Cwt.	.....	.....	.....	.....	.....	.....	.....	.....	.....	.....
Hodaidah ... Cwt.	.....	.....	.....	225	90	.....	.....	.....	408	119
Other Foreign Countries ... Cwt.	51	.....	.....	45	.....	49	.....	.....	40	.....
D'Jibouti and Obokh... Cwt.	692	133	69	765	224	620	143	83	1,113	339
Lehia ... Cwt.	.....	.....	.....	.....	3	.....	.....	.....	.....	5
TOTAL, FOREIGN COUNTRIES ... Cwt.	4,091	1,462	3,457	5,017	5,191	3,637	1,540	3,935	7,581	7,830
TOTAL, BRITISH EMPIRE AND FOREIGN COUNTRIES ... Cwt.	4,444	7,083	3,457	5,017	5,192	4,016	7,904	3,935	7,581	7,830
<i>Other Sorts (b nil) (II-F)—</i>										
Egypt ... Cwt.	37	397	45	.....	.....	261	736	400	.....	.....
Zanzibar ... Cwt.	.....	.....	.....	.....	.....	.....	.....	.....	.....	.....
India—Bombay ... Cwt.	.....	.....	.....	188	.....	.....	.....	.....	1,337	.....
Other British Possessions ... Cwt.	7	.....	.....	3	11	21	.....	.....	8	14
Suakin and Port Soudan ... Cwt.	21	27	.....	.....	.....	129	427	.....	.....	.....
TOTAL, BRITISH EMPIRE ... Cwt.	115	294	45	188	11	411	1,163	400	1,345	14
Medi ... Cwt.	.....	.....	.....	.....	147	.....	.....	.....	.....	59
Masowah ... Cwt.	.....	.....	.....	.....	.....	.....	.....	.....	.....	.....
Jeddah ... Cwt.	.....	.....	35	.....	15	.....	.....	400	.....	67
Arabian Gulf Ports ... Cwt.	.....	17	.....	.....	.....	.....	73	.....	.....	.....
Hodaidah ... Cwt.	.....	.....	.....	.....	225	.....	.....	.....	.....	57
Mokha ... Cwt.	.....	.....	.....	51	.....	.....	.....	.....	123	.....
Gaizan ... Cwt.	.....	51	150	535	30	.....	187	276	1,070	127
Other Foreign Countries ... Cwt.	116	8	50	71	48	150	57	77	186	143
TOTAL, FOREIGN COUNTRIES ... Cwt.	116	76	244	707	465	150	207	763	1,378	1,734
TOTAL, BRITISH EMPIRE AND FOREIGN COUNTRIES ... Cwt.	231	370	289	893	476	561	1,430	1,163	2,723	1,804
<i>Other than Oil Seeds—</i>										
Other British Possessions ... Cwt.	2	2	3	4	11	1	1	5	7	20
TOTAL, BRITISH EMPIRE ... Cwt.	2	2	3	4	11	1	1	5	7	20
Mokha ... Cwt.	.....	.....	.....	.....	.....	.....	.....	.....	.....	.....
Masowah ... Cwt.	.....	.....	.....	.....	.....	.....	.....	.....	.....	.....
Gaizan ... Cwt.	.....	.....	.....	65	.....	.....	.....	.....	117	.....
Other Foreign Countries ... Cwt.	.....	.....	30	45	67	.....	.....	34	30	65
TOTAL, FOREIGN COUNTRIES ... Cwt.	.....	.....	30	110	67	.....	.....	34	197	65
TOTAL, BRITISH EMPIRE AND FOREIGN COUNTRIES ... Cwt.	2	2	33	114	99	1	1	39	204	65
TOTAL, SEEDS ... Cwt.	3,579	9,855	21,161	8,634	8,457	7,713	11,056	31,243	14,776	13,690
<i>Shells and Cowries—</i>										
<i>Coeries (a) (II-J)—</i>										
Egypt ... Cwt.	17	.....	14	27	72	120	.....	60	207	300
United Kingdom ... Cwt.	.....	.....	.....	.....	.....	.....	.....	.....	.....	.....
India—Bombay ... Cwt.	60	27	.....	455	.....	422	203	.....	512	.....
Other British Possessions ... Cwt.	11	17	3	.....	2	20	59	59	.....	13
TOTAL, BRITISH EMPIRE ... Cwt.	88	44	17	482	74	662	262	109	719	303
Italy ... Cwt.	.....	.....	127	.....	.....	.....	.....	100	.....	.....
Germany ... Cwt.	.....	.....	.....	.....	.....	.....	.....	.....	.....	.....
D'Jibouti ... Cwt.	66	55	127	.....	77	161	73	157	.....	163
Masowah ... Cwt.	.....	40	.....	.....	.....	.....	50	.....	.....	.....
France ... Cwt.	.....	.....	.....	.....	163	.....	.....	.....	.....	157
Other Foreign Countries ... Cwt.	17	.....	1	82	126	23	.....	4	53	57
TOTAL, FOREIGN COUNTRIES ... Cwt.	103	95	255	33	365	194	123	371	63	364
TOTAL, BRITISH EMPIRE AND FOREIGN COUNTRIES ... Cwt.	191	140	372	614	439	746	385	373	771	767



GENERAL EXPORTS.

SEA-BORNE TRADE.

No. 8—continued.

737

TOTAL QUANTITIES and VALUE of ARTICLES EXPORTED—continued.

ARTICLES, AND COUNTRIES OF FINAL DESTINATION.	QUANTITIES.					VALUE.				
	1916-1917.	1917-1918.	1918-1919.	1919-1920.	1920-1921.	1916-1917.	1917-1918.	1918-1919.	1919-1920.	1920-1921.
<b>Shells—</b>										
<i>Shells (chanks, soukhi, large ornamental shells, Cowrie, mother-of-pearl shells and Oyster shells—(b) (II-J)—</i>										
United Kingdom ... .. Cwt.	1,360	40	—	1,330	886	4,319	87	—	4,380	2,424
Zanzibar and Pemba ... .. "	—	—	—	—	—	—	—	—	—	—
India—Bombay ... .. "	1,134	80	—	—	—	2,610	162	—	—	—
Other British Possessions ... .. "	4	5	20	9	—	9	9	72	12	—
TOTAL, BRITISH EMPIRE ... Cwt.	2,508	125	20	1,347	886	6,928	267	72	4,392	2,434
Masowah ... .. Cwt.	370	—	—	—	—	800	—	—	—	—
United States of America ... .. "	—	—	1,116	1,080	519	—	—	2,971	7,260	1,920
Austria ... .. "	—	—	—	—	40	—	—	—	—	813
France ... .. "	—	—	—	—	55	—	—	—	—	284
Germany ... .. "	—	—	—	—	—	—	—	—	—	—
Italy ... .. "	—	—	—	—	—	—	—	—	—	—
Turkey in Europe ... .. "	—	—	—	—	—	—	—	—	—	—
Other Foreign Countries ... .. "	5	—	—	2	4	20	—	—	7	17
TOTAL, FOREIGN COUNTRIES ... Cwt.	361	—	1,116	1,070	664	660	—	2,971	7,277	2,643
TOTAL, BRITISH EMPIRE AND FOREIGN COUNTRIES ... Cwt.	2,869	125	2,146	2,417	1,550	7,588	267	3,643	11,669	4,977
<b>Tortoise shell (including Nablis or Nakh)</b>										
<i>(b) (II-J)—</i>										
United Kingdom ... .. Lbs.	1,513	594	2,000	180	2,913	327	187	1,000	128	1,290
Egypt ... .. "	—	2,345	—	—	1,120	—	80	—	—	107
Suakin, etc. ... .. "	—	—	—	—	—	—	—	—	—	—
Zanzibar ... .. "	—	—	—	—	—	—	—	—	—	—
India—Bombay ... .. "	19,079	3,139	2,903	4,008	2,051	1,271	800	682	2,346	777
Ceylon ... .. "	—	—	—	—	—	—	—	—	—	—
Other British Possessions ... .. "	230	—	1,120	672	—	4	—	27	10	—
TOTAL, BRITISH EMPIRE ... Lbs.	18,871	6,080	6,623	6,760	6,083	1,603	1,047	1,610	2,391	2,174
D'Jibouti ... .. Lbs.	5,376	—	—	—	—	300	—	—	—	—
Belgium ... .. "	—	—	—	—	—	—	—	—	—	—
Egypt ... .. "	—	—	—	—	478	—	—	—	—	207
Italy ... .. "	—	—	—	—	—	—	—	—	—	—
Other Foreign Countries ... .. "	—	56	25	49	668	—	1	1	6	28
TOTAL, FOREIGN COUNTRIES ... Lbs.	5,376	56	25	49	1,171	300	1	1	6	288
TOTAL, BRITISH EMPIRE AND FOREIGN COUNTRIES ... Lbs.	19,347	6,086	6,710	6,809	7,254	1,903	1,048	1,611	2,397	2,202
TOTAL, SHELLS AND COWRIES ... Value.	—	—	—	—	—	10,390	1,655	5,508	14,777	6,167
<b>Ships, parts of (including launches and boats)—(III-F)—</b>										
Bombay ... .. Value.	—	—	—	—	—	—	—	—	187	—
Zanzibar ... .. "	—	—	—	—	—	—	77	—	—	14
Port Sudan, etc. ... .. "	—	—	—	—	—	—	—	—	—	76
Other British Possessions ... .. "	—	—	—	—	—	91	23	1	80	1,079
Perim ... .. "	—	—	—	—	—	—	—	—	—	—
TOTAL, BRITISH EMPIRE ... Value.	—	—	—	—	—	91	99	1	267	2,169
Dunkali Coast ... .. Value.	—	—	—	—	—	—	—	—	294	212
Masowah ... .. "	—	—	—	—	—	—	—	—	—	67
Jeddah ... .. "	—	—	—	—	—	—	—	—	—	—
Lohia ... .. "	—	—	—	—	—	—	—	—	—	—
Mokha ... .. "	—	—	—	—	—	—	—	—	—	100
Faras, etc. ... .. "	—	—	—	—	—	—	—	—	—	—
Hodaidah ... .. "	—	—	—	—	—	—	—	—	—	—
Galun ... .. "	—	—	—	—	—	—	—	—	—	—
Independent Small Ports ... .. "	—	—	—	—	—	—	—	—	71	73
Other Foreign Countries ... .. "	—	—	—	—	—	—	—	—	—	—
Kandah ... .. "	—	—	—	—	—	—	—	—	246	42
TOTAL, FOREIGN COUNTRIES ... Value.	—	—	—	—	—	—	—	—	617	423
TOTAL, BRITISH EMPIRE AND FOREIGN COUNTRIES ... Value.	—	—	—	—	—	186	207	10	324	2,647

No. 8—continued.

738

TOTAL QUANTITIES and VALUE of ARTICLES EXPORTED—continued.

ARTICLES AND COUNTRIES OF FINAL DESTINATION.	QUANTITIES.					VALUE.				
	1916-1917.	1917-1918.	1918-1919.	1919-1920.	1920-1921.	1916-1917.	1917-1918.	1918-1919.	1919-1920.	1920-1921.
<b>Soap—(III-F)—</b>										
India—Bombay ... .. Cwt.	73	300	.....	.....	.....	£ 140	£ 567	.....	.....	.....
United Kingdom ... .. Cwt.	.....	.....	.....	.....	50	.....	.....	.....	.....	40
Somaliand ... .. Cwt.	980	806	673	619	393	2,140	1,495	1,776	1,633	1,073
Zanzibar ... .. Cwt.	169	.....	.....	.....	.....	208	.....	.....	.....	.....
Perim ... .. Cwt.	86	34	104	27	46	211	92	396	113	146
Suakin and Port Soudan ... .. Cwt.	135	.....	.....	.....	172	257	.....	.....	.....	630
Other British Possessions ... .. Cwt.	.....	3	.....	1	61	.....	7	.....	14	23
<b>TOTAL, BRITISH EMPIRE ... Cwt.</b>	<b>1,443</b>	<b>1,143</b>	<b>777</b>	<b>647</b>	<b>722</b>	<b>2,956</b>	<b>2,161</b>	<b>2,162</b>	<b>1,760</b>	<b>2,344</b>
Kamran and Furman ... .. Cwt.	102	77	39	105	.....	223	165	96	262	.....
Mamowab ... .. Cwt.	.....	80	131	240	40	.....	192	412	703	121
Italian East Africa ... .. Cwt.	577	770	365	519	463	1,097	1,504	1,273	1,344	1,221
Jeddah ... .. Cwt.	434	180	.....	182	85	1,016	400	.....	513	393
Hodeidah ... .. Cwt.	.....	.....	.....	466	695	.....	.....	.....	1,381	8,067
Madagascar ... .. Cwt.	.....	1,080	.....	.....	.....	.....	2,000	.....	.....	.....
Medi ... .. Cwt.	.....	.....	.....	.....	254	.....	.....	.....	.....	509
Lohia ... .. Cwt.	.....	.....	.....	76	.....	.....	.....	.....	204	.....
Mokha ... .. Cwt.	.....	.....	.....	189	40	.....	.....	.....	450	122
Arabian Gulf Ports ... .. Cwt.	731	306	326	126	377	1,450	598	1,151	357	910
D'Jibouti and Obokh ... .. Cwt.	2,603	1,354	2,599	923	136	5,252	3,389	3,694	2,008	566
German East Africa ... .. Cwt.	.....	.....	.....	.....	23	.....	.....	.....	.....	86
Galsan ... .. Cwt.	3,816	1,008	133	623	.....	7,739	1,916	276	1,695	.....
Peria ... .. Cwt.	92	45	.....	.....	.....	199	80	.....	.....	.....
Other Foreign Countries ... .. Cwt.	40	24	17	35	83	95	48	57	102	106
<b>TOTAL, FOREIGN COUNTRIES ... Cwt.</b>	<b>8,405</b>	<b>4,824</b>	<b>3,691</b>	<b>3,560</b>	<b>2,360</b>	<b>17,079</b>	<b>10,202</b>	<b>11,939</b>	<b>10,033</b>	<b>6,726</b>
<b>TOTAL, BRITISH EMPIRE AND FOREIGN COUNTRIES ... Cwt.</b>	<b>9,847</b>	<b>5,966</b>	<b>4,368</b>	<b>4,207</b>	<b>3,102</b>	<b>30,036</b>	<b>12,463</b>	<b>14,121</b>	<b>11,793</b>	<b>8,370</b>
<b>Specimens Illustrative of Natural Sciences—(IV)—</b>										
United Kingdom ... .. Value.	.....	.....	.....	.....	.....	7,504	2,779	1,960	3,701	1,193
Zanzibar ... .. Value.	.....	.....	.....	.....	.....	.....	143	.....	130	.....
India—Bombay ... .. Value.	.....	.....	.....	.....	.....	.....	.....	.....	160	.....
Other British Possessions ... .. Value.	.....	.....	.....	.....	.....	34	20	50	.....	9
<b>TOTAL, BRITISH EMPIRE ... Value.</b>	<b>.....</b>	<b>.....</b>	<b>.....</b>	<b>.....</b>	<b>.....</b>	<b>7,558</b>	<b>2,942</b>	<b>1,960</b>	<b>3,991</b>	<b>1,196</b>
United States of America ... .. Value.	.....	.....	.....	.....	.....	121	.....	.....	155	77
Austria ... .. Value.	.....	.....	.....	.....	.....	.....	.....	.....	.....	.....
Germany ... .. Value.	.....	.....	.....	.....	.....	.....	.....	.....	.....	.....
German East Africa ... .. Value.	.....	.....	.....	.....	.....	.....	.....	.....	.....	.....
D'Jibouti and Obokh ... .. Value.	.....	.....	.....	.....	.....	.....	.....	.....	.....	.....
Italy ... .. Value.	.....	.....	.....	.....	.....	.....	.....	.....	.....	.....
France ... .. Value.	.....	.....	.....	.....	.....	.....	.....	.....	.....	.....
Galsan ... .. Value.	.....	.....	.....	.....	.....	.....	.....	.....	.....	.....
Other Foreign Countries ... .. Value.	.....	.....	.....	.....	.....	19	4	29	.....	1
<b>TOTAL, FOREIGN COUNTRIES ... Value.</b>	<b>.....</b>	<b>.....</b>	<b>.....</b>	<b>.....</b>	<b>.....</b>	<b>140</b>	<b>4</b>	<b>29</b>	<b>155</b>	<b>78</b>
<b>TOTAL, BRITISH EMPIRE AND FOREIGN COUNTRIES ... Value.</b>	<b>.....</b>	<b>.....</b>	<b>.....</b>	<b>.....</b>	<b>.....</b>	<b>7,678</b>	<b>2,946</b>	<b>1,979</b>	<b>4,136</b>	<b>1,273</b>
<b>Spices—</b>										
<b>Peppercorns (I-F)—</b>										
Other British Possessions ... .. Lbs.	791	974	339	755	1,370	18	25	9	21	31
<b>TOTAL, BRITISH EMPIRE ... Lbs.</b>	<b>791</b>	<b>974</b>	<b>339</b>	<b>755</b>	<b>1,370</b>	<b>18</b>	<b>25</b>	<b>9</b>	<b>21</b>	<b>31</b>
Reunion ... .. Lbs.	.....	.....	.....	.....	.....	.....	.....	.....	.....	.....
Arabian Gulf Ports ... .. Lbs.	.....	.....	.....	2,758	.....	.....	.....	.....	71	.....
D'Jibouti and Obokh ... .. Lbs.	.....	.....	4,343	1,506	3,423	.....	.....	119	70	73
Other Foreign Countries ... .. Lbs.	6,043	4,676	3,744	3,086	2,457	122	131	78	48	66
<b>TOTAL, FOREIGN COUNTRIES ... Lbs.</b>	<b>6,043</b>	<b>4,676</b>	<b>3,744</b>	<b>3,086</b>	<b>2,457</b>	<b>122</b>	<b>131</b>	<b>78</b>	<b>48</b>	<b>66</b>
<b>TOTAL, BRITISH EMPIRE AND FOREIGN COUNTRIES ... Lbs.</b>	<b>6,834</b>	<b>5,650</b>	<b>7,324</b>	<b>8,105</b>	<b>7,150</b>	<b>140</b>	<b>156</b>	<b>206</b>	<b>210</b>	<b>139</b>
<b>Cardamoms (I-F)—</b>										
United Kingdom ... .. Lbs.	.....	.....	.....	13,440	.....	.....	.....	.....	693	.....
Egypt ... .. Lbs.	.....	63,528	11,032	11,848	16,396	.....	4,417	763	702	1,023
Suakin and Port Soudan ... .. Lbs.	.....	6,598	.....	.....	5,694	.....	375	.....	.....	379
Other British Possessions ... .. Lbs.	481	767	1,110	659	1,039	33	61	63	39	64
<b>TOTAL, BRITISH EMPIRE ... Lbs.</b>	<b>481</b>	<b>69,861</b>	<b>12,142</b>	<b>25,750</b>	<b>23,010</b>	<b>33</b>	<b>4,858</b>	<b>696</b>	<b>1,454</b>	<b>1,466</b>

No. 8—continued.

TOTAL QUANTITIES and VALUE of ARTICLES EXPORTED—continued.

739

ARTICLES, AND COUNTRIES OF FINAL DESTINATION.	QUANTITIES.					VALUE.				
	1916-1917.	1917-1918.	1918-1919.	1919-1920.	1920-1921.	1916-1917.	1917-1918.	1918-1919.	1919-1920.	1920-1921.
<i>Spices—continued.</i>										
<i>Cardamoms (I-F)—continued.</i>										
D'Jibouti ... .. Lbs.	2,346	3,198	4,567	1,679	1,905	174	225	288	84	111
Mokha ... .. "	.....	.....	.....	1,631	.....	.....	.....	.....	118	.....
Comfah ... .. "	.....	.....	.....	.....	5,009	.....	.....	.....	.....	207
Hodeidah ... .. "	.....	.....	.....	3,600	17,980	.....	.....	.....	210	1,108
Medi ... .. "	.....	.....	.....	.....	9,610	.....	.....	.....	.....	846
Italian East Africa ... .. "	.....	.....	.....	1,631	2,080	.....	.....	.....	97	198
Gaizan ... .. "	29,484	31,700	7,280	33,974	11,430	2,139	3,475	317	1,674	676
Other Foreign Countries ... .. "	1,073	848	1,963	2,354	3,289	98	79	12	143	199
Arabian Gulf Ports ... .. "	1,206	8,398	20,674	1,823	6,637	97	387	1,197	114	808
TOTAL, FOREIGN COUNTRIES ... Lbs.	34,013	31,119	34,400	48,834	68,608	2,504	5,190	1,492	2,484	3,249
TOTAL, BRITISH EMPIRE AND FOREIGN COUNTRIES ... Lbs.	34,494	30,960	40,641	71,576	81,023	2,641	6,080	2,713	2,488	4,047
<i>Chilies (I-F)—</i>										
Somaliland ... .. Lbs.	10,586	6,398	7,834	7,271	.....	146	108	161	183	.....
Suakin and Port Sudan ... .. "	.....	.....	.....	.....	.....	.....	.....	.....	.....	.....
Egypt ... .. "	31,060	7,000	152,104	24,034	.....	802	167	2,647	808	.....
United Kingdom ... .. "	.....	.....	.....	.....	30,498	.....	.....	.....	.....	811
Other British Possessions ... .. "	5,835	6,160	2,184	2,018	5,400	78	80	47	67	88
TOTAL, BRITISH EMPIRE ... Lbs.	47,504	19,448	162,148	33,311	35,998	702	352	3,154	1,112	779
Massowah ... .. Lbs.	.....	.....	8,466	17,566	.....	.....	.....	138	370	.....
France ... .. "	.....	.....	22,400	.....	.....	.....	.....	1,000	.....	.....
D'Jibouti and Obokh ... .. "	.....	.....	6,765	10,276	.....	.....	.....	212	267	.....
Dunkali Coast ... .. "	.....	.....	.....	2,730	.....	.....	.....	.....	74	.....
Italian East Africa ... .. "	.....	.....	.....	.....	.....	.....	.....	.....	.....	.....
Arabian Gulf Ports ... .. "	.....	.....	14,644	.....	.....	.....	.....	219	.....	.....
United States of America ... .. "	.....	.....	.....	22,072	.....	.....	.....	.....	728	.....
Other Foreign Countries ... .. "	3,767	7,227	896	5,898	10,734	61	116	16	117	149
TOTAL, FOREIGN COUNTRIES ... Lbs.	3,937	7,227	63,161	46,502	10,734	61	116	1,464	1,841	169
TOTAL, BRITISH EMPIRE AND FOREIGN COUNTRIES ... Lbs.	51,401	26,676	215,308	82,813	46,732	834	478	4,738	2,643	988
<i>Cinnamon (I-F)—</i>										
Egypt ... .. Lbs.	138,644	131,408	35,714	20,432	9,280	7,006	4,418	1,370	1,078	249
Suakin ... .. "	9,633	17,920	.....	.....	.....	120	480	.....	.....	.....
Somaliland ... .. "	.....	2,707	.....	.....	.....	.....	82	.....	.....	.....
Zanzibar ... .. "	6,272	.....	.....	.....	.....	107	.....	.....	.....	.....
Other British Possessions ... .. "	2,787	21	1,773	1,938	2,071	86	1	69	61	89
TOTAL, BRITISH EMPIRE ... Lbs.	167,733	142,066	37,487	22,370	6,431	2,790	4,981	1,938	1,684	379
Italian East Africa ... .. Lbs.	5,994	.....	2,340	4,668	5,708	108	.....	89	191	329
D'Jibouti and Obokh ... .. "	25,528	20,741	29,688	23,798	4,978	480	543	1,077	1,148	122
Massowah ... .. "	7,644	5,120	10,186	2,009	.....	164	189	321	79	.....
Egypt ... .. "	.....	.....	.....	.....	4,928	.....	.....	.....	.....	148
Comfah ... .. "	.....	.....	.....	.....	.....	.....	.....	.....	.....	240
Gaizan ... .. "	134,120	64,082	20,209	28,798	21,969	2,376	1,614	1,240	1,867	97
Lohia ... .. "	.....	.....	.....	1,940	8,823	.....	.....	.....	78	1,173
Hodeidah ... .. "	.....	.....	.....	7,489	64,598	.....	.....	.....	176	780
Medi ... .. "	.....	.....	.....	.....	20,072	.....	.....	.....	.....	71
Mokha ... .. "	.....	.....	.....	11,606	3,069	.....	.....	.....	200	83
Arabian Gulf Ports ... .. "	9,226	11,264	20,480	8,090	12,896	166	418	689	280	893
Germany ... .. "	.....	.....	.....	.....	.....	.....	.....	.....	.....	.....
Morocco, etc. ... .. "	.....	.....	.....	.....	.....	.....	.....	.....	.....	.....
Turkey in Asia ... .. "	.....	.....	.....	.....	.....	.....	.....	.....	.....	.....
Jeddah ... .. "	.....	.....	.....	.....	.....	.....	.....	.....	.....	.....
Other Foreign Countries ... .. "	4,480	1,942	1,200	2,446	1,293	87	88	39	97	39
TOTAL, FOREIGN COUNTRIES ... Lbs.	183,782	109,679	113,004	145,658	122,784	2,829	2,796	5,441	6,461	2,479
TOTAL, BRITISH EMPIRE AND FOREIGN COUNTRIES ... Lbs.	349,967	249,136	328,412	178,171	138,216	6,200	7,776	10,879	8,944	3,768

No. 8-continued.

740

TOTAL QUANTITIES and VALUE of ARTICLES EXPORTED-continued.

ARTICLES, AND COUNTRIES OF FINAL DESTINATION.	QUANTITIES.					VALUE.				
	1916-1917.	1917-1918.	1918-1919.	1919-1920.	1920-1921.	1916-1917.	1917-1918.	1918-1919.	1919-1920.	1920-1921.
<b>Spices-continued.</b>										
<i>Cloves (L. F.)-</i>										
Egypt ... .. Lbs.	66,472	72,744	290,778	77,756	47,096	1,529	3,220	10,660	3,225	1,367
Siam ... .. Lbs.	63,168	167,898	12,800	1,400	12,769	1,740	4,706	550	67	68
United Kingdom ... .. Lbs.	67,200	.....	.....	.....	.....	2,000	.....	.....	.....	.....
India-Bombay ... .. Lbs.	.....	3,248	29,400	30,249	.....	.....	183	867	500	.....
Other British Possessions ... .. Lbs.	132	538	389	602	356	4	14	18	27	12
Mauritius ... .. Lbs.	.....	.....	.....	.....	.....	.....	.....	.....	.....	.....
Australia ... .. Lbs.	.....	.....	.....	.....	15,690	.....	.....	.....	.....	73
<b>TOTAL, BRITISH EMPIRE ... Lbs.</b>	<b>196,972</b>	<b>244,418</b>	<b>323,167</b>	<b>110,001</b>	<b>75,816</b>	<b>5,272</b>	<b>6,133</b>	<b>12,275</b>	<b>3,619</b>	<b>3,810</b>
China ... .. Lbs.	17,136	.....	.....	.....	.....	433	.....	.....	.....	.....
Mozambique ... .. Lbs.	54,656	29,840	13,020	12,768	8,680	1,823	901	555	433	316
Arabian Gulf Ports ... .. Lbs.	.....	6,376	5,754	.....	4,276	.....	163	206	.....	164
Medi ... .. Lbs.	.....	.....	.....	.....	5,134	.....	.....	.....	.....	174
Hodaidah ... .. Lbs.	.....	.....	.....	3,631	23,264	.....	.....	.....	118	968
Jeddah ... .. Lbs.	.....	.....	.....	.....	.....	.....	.....	.....	.....	.....
Djibouti ... .. Lbs.	48,906	69,236	39,802	96,028	41,769	1,066	2,366	1,657	3,669	1,976
Mokha ... .. Lbs.	.....	.....	.....	1,844	.....	.....	.....	.....	83	.....
Galsan ... .. Lbs.	44,296	31,668	16,016	55,063	3,171	1,075	905	343	1,414	79
Other Foreign Countries ... .. Lbs.	1,771	482	753	4,750	3,100	33	14	25	167	100
<b>TOTAL, FOREIGN COUNTRIES ... Lbs.</b>	<b>166,665</b>	<b>134,602</b>	<b>75,345</b>	<b>174,367</b>	<b>91,394</b>	<b>3,030</b>	<b>4,348</b>	<b>2,791</b>	<b>6,064</b>	<b>2,768</b>
<b>TOTAL, BRITISH EMPIRE AND FOREIGN COUNTRIES ... Lbs.</b>	<b>363,637</b>	<b>379,020</b>	<b>398,512</b>	<b>284,368</b>	<b>167,210</b>	<b>8,202</b>	<b>11,481</b>	<b>15,066</b>	<b>9,703</b>	<b>7,078</b>
<i>Ginger (L. F.)-</i>										
Egypt ... .. Lbs.	46,784	32,536	94,260	90,620	.....	747	669	2,377	707	.....
Siam ... .. Lbs.	80,380	14,728	.....	.....	11,144	1,330	631	.....	.....	191
United Kingdom ... .. Lbs.	.....	.....	.....	33,072	.....	.....	.....	.....	440	.....
Somaliland ... .. Lbs.	6,817	10,045	7,924	8,617	.....	129	288	159	168	.....
Zanzibar ... .. Lbs.	6,440	5,220	.....	.....	8,680	124	192	.....	.....	148
Perim ... .. Lbs.	.....	.....	.....	.....	.....	.....	.....	.....	.....	.....
Other British Possessions ... .. Lbs.	1,675	504	808	1,682	6,328	26	9	6	39	105
<b>TOTAL, BRITISH EMPIRE ... Lbs.</b>	<b>146,076</b>	<b>63,133</b>	<b>102,592</b>	<b>68,791</b>	<b>26,063</b>	<b>2,356</b>	<b>1,709</b>	<b>2,542</b>	<b>1,344</b>	<b>444</b>
Mozambique ... .. Lbs.	189,640	71,932	272,580	215,740	66,640	3,805	1,633	6,349	4,366	1,229
Italian East Africa ... .. Lbs.	70,784	70,728	58,336	61,040	45,644	1,228	1,805	1,312	1,185	213
Independent Somali Ports ... .. Lbs.	.....	.....	14,277	15,809	4,172	.....	.....	312	326	80
Comorah ... .. Lbs.	.....	.....	.....	27,864	108,600	.....	.....	.....	468	1,714
Galsan ... .. Lbs.	1,530,424	691,132	527,716	651,323	180,644	25,369	18,042	11,373	13,063	3,120
Dunkali Coast ... .. Lbs.	.....	15,233	21,406	.....	.....	.....	405	523	.....	.....
Medi ... .. Lbs.	.....	.....	.....	.....	807,720	.....	.....	.....	.....	5,412
Lobis ... .. Lbs.	.....	.....	.....	29,372	.....	.....	.....	.....	643	.....
Hodaidah ... .. Lbs.	.....	.....	.....	160,104	737,485	.....	.....	.....	2,623	12,608
Furan ... .. Lbs.	.....	6,702	4,080	10,724	8,450	.....	170	96	186	124
Mokha ... .. Lbs.	.....	.....	.....	148,681	73,960	.....	.....	.....	2,793	1,270
Arabian Gulf Ports ... .. Lbs.	612,164	310,889	779,139	75,926	100,784	10,930	6,523	16,105	1,306	1,800
Jeddah ... .. Lbs.	20,040	.....	.....	.....	.....	477	.....	.....	.....	.....
Djibouti and Obokh ... .. Lbs.	298,303	274,481	154,932	121,425	33,166	5,119	6,912	3,551	2,338	577
Other Foreign Countries ... .. Lbs.	7,332	3,257	1,344	1,933	5,830	125	77	87	42	96
<b>TOTAL, FOREIGN COUNTRIES ... Lbs.</b>	<b>2,734,886</b>	<b>1,354,156</b>	<b>1,631,810</b>	<b>1,519,441</b>	<b>1,678,870</b>	<b>48,071</b>	<b>30,474</b>	<b>29,664</b>	<b>29,363</b>	<b>28,946</b>
<b>TOTAL, BRITISH EMPIRE AND FOREIGN COUNTRIES ... Lbs.</b>	<b>2,879,922</b>	<b>1,417,233</b>	<b>1,934,402</b>	<b>1,583,234</b>	<b>1,704,022</b>	<b>48,427</b>	<b>32,183</b>	<b>42,306</b>	<b>30,707</b>	<b>29,369</b>
<i>Nutmegs (L. F.)-</i>										
Egypt ... .. Lbs.	3,626	.....	12,768	.....	.....	77	.....	301	.....	7
Other British Possessions ... .. Lbs.	189	1,008	153	1,309	224	5	29	4	64	7
<b>TOTAL, BRITISH EMPIRE ... Lbs.</b>	<b>3,815</b>	<b>1,008</b>	<b>12,921</b>	<b>1,308</b>	<b>224</b>	<b>82</b>	<b>29</b>	<b>305</b>	<b>64</b>	<b>7</b>
Hodaidah ... .. Lbs.	.....	.....	.....	3,640	.....	.....	.....	.....	159	.....
Other Foreign Countries ... .. Lbs.	448	476	896	2,239	4,364	11	14	31	76	124
<b>TOTAL, FOREIGN COUNTRIES ... Lbs.</b>	<b>448</b>	<b>476</b>	<b>896</b>	<b>6,879</b>	<b>4,364</b>	<b>11</b>	<b>14</b>	<b>31</b>	<b>235</b>	<b>124</b>
<b>TOTAL, BRITISH EMPIRE AND FOREIGN COUNTRIES ... Lbs.</b>	<b>4,263</b>	<b>1,484</b>	<b>13,817</b>	<b>7,187</b>	<b>4,588</b>	<b>93</b>	<b>43</b>	<b>342</b>	<b>289</b>	<b>121</b>
<i>Pepper (L. F.)-</i>										
Egypt ... .. Lbs.	353,529	265,588	530,672	300,730	3,976	10,593	10,868	17,931	10,468	69
Zanzibar ... .. Lbs.	4,116	.....	.....	.....	4,536	130	.....	.....	.....	161
Somaliland ... .. Lbs.	3,093	4,391	1,961	2,588	3,191	177	178	69	66	67
Siam and Port Sudan ... .. Lbs.	69,734	56,336	.....	.....	9,240	1,437	1,981	.....	.....	263
Other British Possessions ... .. Lbs.	908	790	674	563	1,034	25	30	22	19	23
<b>TOTAL, BRITISH EMPIRE ... Lbs.</b>	<b>421,433</b>	<b>327,215</b>	<b>533,027</b>	<b>303,661</b>	<b>21,977</b>	<b>12,323</b>	<b>13,067</b>	<b>18,025</b>	<b>10,570</b>	<b>663</b>

TOTAL QUANTITIES and VALUE of ARTICLES EXPORTED—continued.

ARTICLES, AND COUNTRIES OF FINAL DESTINATION.	QUANTITIES.					VALUE.				
	1916-1917.	1917-1918.	1918-1919.	1919-1920.	1920-1921.	1916-1917.	1917-1918.	1918-1919.	1919-1920.	1920-1921.
<i>208—continued.</i>										
<i>777 (L.F.)—continued.</i>										
Independent Somali Ports ... Lbs.			3,069					78		
Mossowah ...		54,626	97,316	62,308	65,475		2,318	2,622	1,204	1,049
Italian East Africa ...		16,667	12,516		4,172		580	470		129
Egypt ...										
Jeddah ...										
Confidah ...					5,990					18
Gaizan ...	3,300	33,964	56,729	90,065	8,862	101	1,479	1,829	2,929	167
Lohia ...				5,040					179	
Hodaidah ...				40,740	149,198				1,397	2,975
Medi ...					106,756					2,890
Mokha ...				31,142	16,493				1,009	626
Arabian Gulf Ports ...		136,605	127,904	4,994	36,206		8,297	4,408	181	891
D'jibouti and Obokh ...	4,954	126,208	136,764	119,754	12,709	193	4,722	4,277	4,104	2,264
Dunkali Coast ...		5,139	12,548				103	429		
Other Foreign Countries ...	1,142	1,188	1,470	4,491	4,270	33	41	43	183	104
<b>TOTAL, FOREIGN COUNTRIES ... Lbs.</b>	<b>9,496</b>	<b>371,990</b>	<b>447,466</b>	<b>236,576</b>	<b>296,119</b>	<b>227</b>	<b>14,421</b>	<b>12,461</b>	<b>11,000</b>	<b>10,242</b>
<b>TOTAL, BRITISH EMPIRE AND FOREIGN COUNTRIES ... Lbs.</b>	<b>420,900</b>	<b>608,675</b>	<b>990,498</b>	<b>642,227</b>	<b>408,098</b>	<b>12,519</b>	<b>27,823</b>	<b>22,468</b>	<b>21,000</b>	<b>20,284</b>
<i>Other sorts—(L.F.)—</i>										
Bombay ... Lbs.				90,124					1,777	
Egypt ...	8,598					126				
Somaliland ...	19,759	8,749		5,700		209	192		111	
Perim ...	9,483				4,075	164				67
Suakin and Port Sudan ...	13,300					200				379
Zanzibar ...				18,018	78,200					91
Other British Possessions ...	1,006	3,321	2,615	1,468	4,446	14	63	52	6	431
<b>TOTAL, BRITISH EMPIRE ... Lbs.</b>	<b>52,121</b>	<b>12,080</b>	<b>2,615</b>	<b>120,308</b>	<b>19,731</b>	<b>600</b>	<b>265</b>	<b>58</b>	<b>2,298</b>	<b>431</b>
Mossowah ... Lbs.	11,564					229				
Dunkali Coast ...	16,576	7,460				429	187			
Independent Somali Ports ...	20,863	9,520				267	91			
Italian East Africa ...	5,876	2,140			5,853	162	79			
Madagascar ...										
Confidah ...										
Hodaidah ...										
Furan ...		2,129								
Mokha ...										
Arabian Gulf Ports ...	182,721	49,914	29,612	8,120	6,643	2,823	1,181	798	247	67
D'jibouti and Obokh ...	9,491	14,758		3,614		199	269		117	
Gaizan ...	219,004	243,012	47,972	10,927		4,108	6,209	1,463	26	
Mascat ...										
Lohia ...										
Other Foreign Countries ...	2,744	2,348	2,122	9,076	7,701	78	72	123	219	185
Jeddah ...										
<b>TOTAL, FOREIGN COUNTRIES ... Lbs.</b>	<b>540,825</b>	<b>231,206</b>	<b>85,226</b>	<b>21,227</b>	<b>18,208</b>	<b>10,648</b>	<b>7,214</b>	<b>2,467</b>	<b>967</b>	<b>225</b>
<b>TOTAL, BRITISH EMPIRE AND FOREIGN COUNTRIES ... Lbs.</b>	<b>692,456</b>	<b>244,289</b>	<b>27,861</b>	<b>142,245</b>	<b>64,987</b>	<b>10,964</b>	<b>7,489</b>	<b>2,495</b>	<b>2,124</b>	<b>706</b>
<b>TOTAL, SPICES ... Lbs.</b>	<b>4,006,026</b>	<b>2,209,896</b>	<b>2,624,269</b>	<b>2,012,946</b>	<b>2,604,252</b>	<b>91,119</b>	<b>95,296</b>	<b>108,687</b>	<b>77,706</b>	<b>87,720</b>
<i>Stationery (including Paper) (III. M.)—</i>										
India—Bombay ... Value.									200	
Egypt ...										123
United Kingdom ...									148	119
Somaliland ...						126	79	129	291	370
Perim ...										91
Zanzibar and Pemba ...						48	29	62		79
Other British Possessions ...									471	560
<b>TOTAL, BRITISH EMPIRE ... Value.</b>						<b>284</b>	<b>168</b>	<b>190</b>	<b>471</b>	<b>560</b>

TOTAL QUANTITIES and VALUE of ARTICLES EXPORTED—continued.

ARTICLES, AND COUNTRIES OF FINAL DESTINATION.	QUANTITIES.					VALUE.				
	1916-1917.	1917-1918.	1918-1919.	1919-1920.	1920-1921.	1916-1917.	1917-1918.	1918-1919.	1919-1920.	1920-1921.
<b>Stationery (excluding Paper) (III. M.)—continued.</b>										
Moscowah ... .. Value									100	75
Italian East Africa ... .. Value									140	77
Arabian Gulf Ports ... .. Value									70	98
Hodaldah ... .. Value										
Djibouti and Obokh ... .. Value						249	400	1,133	1,215	806
Other Foreign Countries ... .. Value						71	80	120	122	194
<b>TOTAL, FOREIGN COUNTRIES ... Value.</b>						<b>320</b>	<b>480</b>	<b>1,253</b>	<b>1,337</b>	<b>1,242</b>
<b>TOTAL, BRITISH EMPIRE AND FOREIGN COUNTRIES ... Value.</b>										
						<b>550</b>	<b>643</b>	<b>1,446</b>	<b>2,118</b>	<b>3,061</b>
<b>Stone and Marble (III. P.)—</b>										
United Kingdom ... .. Cwt.					77					50
Other British Possessions ... .. Cwt.	4	27	3	4	8	2	60	4	2	21
<b>TOTAL, BRITISH EMPIRE ... Cwt.</b>	<b>4</b>	<b>27</b>	<b>3</b>	<b>4</b>	<b>85</b>	<b>2</b>	<b>60</b>	<b>4</b>	<b>2</b>	<b>71</b>
<b>Italian East Africa ... .. Cwt.</b>										
Moscowah ... .. Cwt.										
Arabian Gulf Ports ... .. Cwt.										
Other Foreign Countries ... .. Cwt.	13	14	2	95	71	7	9	10	101	7
<b>TOTAL, FOREIGN COUNTRIES ... Cwt.</b>	<b>13</b>	<b>14</b>	<b>2</b>	<b>95</b>	<b>71</b>	<b>7</b>	<b>9</b>	<b>10</b>	<b>101</b>	<b>7</b>
<b>TOTAL, BRITISH EMPIRE AND FOREIGN COUNTRIES ... Cwt.</b>	<b>17</b>	<b>41</b>	<b>5</b>	<b>99</b>	<b>156</b>	<b>9</b>	<b>69</b>	<b>14</b>	<b>103</b>	<b>80</b>
<b>Sugar Refined (I. G.)—</b>										
Somalia ... .. Cwt.	1,295				303	1,715				1,06
Somaland ... .. Cwt.	17,339	12,705	14,923	9,758	6,453	24,725	19,429	21,553	21,523	17,16
Zanzibar ... .. Cwt.	194				30	297				10
Perth ... .. Cwt.	695	525	709	601	459	938	333	1,028	1,163	1,31
Straits Settlements ... .. Cwt.										
Other British Possessions ... .. Cwt.		38	20	13			53	27	20	
India—Bombay ... .. Cwt.	433					753				
United Kingdom ... .. Cwt.										
<b>TOTAL, BRITISH EMPIRE ... Cwt.</b>	<b>19,956</b>	<b>13,268</b>	<b>15,651</b>	<b>10,371</b>	<b>7,274</b>	<b>28,473</b>	<b>20,819</b>	<b>22,586</b>	<b>23,105</b>	<b>19,66</b>
<b>Midi ... .. Cwt.</b>										
Moscowah ... .. Cwt.	12,473	2,655	11,468	1,054	5,208	17,323	4,306	10,553	2,337	14,15
Dunkali Coast ... .. Cwt.	370	354	561	230	149	563	555	823	520	32
Independent Somali Ports ... .. Cwt.	1,535	591	903	983	351	2,144	843	1,287	2,194	91
Italian East Africa ... .. Cwt.	8,618	5,139	4,063	3,404	4,210	11,596	8,182	6,437	7,318	10,65
Jeddah ... .. Cwt.	1,775	103			1,019	2,690	150			3,24
Confdah ... .. Cwt.					287					71
Gaizan ... .. Cwt.	18,991	5,400	3,923	4,838	1,013	25,753	10,267	6,576	10,324	3,6
Lohia ... .. Cwt.				514	34				1,174	
Hodaldah ... .. Cwt.			190	6,639	6,474			293	16,233	17,4
Furaan ... .. Cwt.	152	232	404	444	225	230	356	571	816	5
Mokha ... .. Cwt.	80			3,813	1,110	107			9,205	3,0
Arabian Gulf Ports ... .. Cwt.	2,332	3,373	2,036	507	1,105	3,266	5,245	3,511	1,337	3,1
Bahrain Island ... .. Cwt.				30	45				73	1
Perth ... .. Cwt.	533					300				
Djibouti and Obokh ... .. Cwt.	14,045	13,367	8,484	8,150	1,197	19,633	18,464	12,370	19,537	3,0
Other Foreign Countries ... .. Cwt.	1	2	14	2		1	3	27	23	
<b>TOTAL, FOREIGN COUNTRIES ... Cwt.</b>	<b>63,964</b>	<b>31,105</b>	<b>33,936</b>	<b>30,645</b>	<b>23,928</b>	<b>84,600</b>	<b>48,436</b>	<b>48,936</b>	<b>71,050</b>	<b>64,021</b>
<b>TOTAL, BRITISH EMPIRE AND FOREIGN COUNTRIES ... Cwt.</b>										

GENERAL EXPORTS.

SEA-BORNE TRADE.

No. 8—continued.

TOTAL QUANTITIES and VALUE of ARTICLES EXPORTED—continued.

743

ARTICLES, AND COUNTRIES OF FINAL DESTINATION.	QUANTITIES.					VALUE.				
	1915-1917.	1917-1918.	1918-1919.	1919-1920.	1920-1921.	1915-1917.	1917-1918.	1918-1919.	1919-1920.	1920-1921.
<b>Sugar, Unrefined (L. G.)—</b>										
Somaliand ... Cwt.	245	303	210	114	...	240	303	244	209	...
Other British Possessions ... Cwt.	5	...	3	2	49	3	...	4	7	94
<b>TOTAL, BRITISH EMPIRE ... Cwt.</b>	<b>251</b>	<b>303</b>	<b>213</b>	<b>116</b>	<b>49</b>	<b>243</b>	<b>303</b>	<b>248</b>	<b>216</b>	<b>94</b>
Massowah ... Cwt.	...	...	50	...	...	...	...	71	...	...
Hodaldah ... Cwt.	...	...	...	799	1,035	...	...	...	1,340	2,091
Italian East Africa ... Cwt.	250	...	...	...	...	257	...	...	...	...
Gaizan ... Cwt.	...	...	114	83	...	...	...	153	160	...
Jeddah ... Cwt.	...	...	...	...	195	...	...	...	...	307
Furan ... Cwt.	...	...	...	...	...	...	...	...	...	...
Mokha ... Cwt.	...	...	...	437	118	...	...	...	697	240
Arabian Gulf Ports ... Cwt.	2,134	...	3,149	...	443	1,438	...	4,233	...	507
Medi ... Cwt.	...	...	...	...	98	...	...	...	...	204
D'Jibouti and Obokh ... Cwt.	198	...	165	102	40	241	...	222	185	65
Other Foreign Countries ... Cwt.	45	73	3	35	44	61	80	6	55	58
<b>TOTAL, FOREIGN COUNTRIES ... Cwt.</b>	<b>1,844</b>	<b>73</b>	<b>3,480</b>	<b>1,437</b>	<b>1,972</b>	<b>1,937</b>	<b>80</b>	<b>4,895</b>	<b>1,424</b>	<b>3,001</b>
<b>TOTAL, BRITISH EMPIRE AND FOREIGN COUNTRIES ... Cwt.</b>	<b>2,095</b>	<b>370</b>	<b>3,093</b>	<b>1,553</b>	<b>2,021</b>	<b>2,345</b>	<b>583</b>	<b>4,915</b>	<b>2,640</b>	<b>3,095</b>
<b>Confectionery (L. G.)—</b>										
Somaliand ... Cwt.	58	...	...	...	...	110	...	...	...	...
Perim ... Cwt.	...	...	53	...	...	...	...	80	...	...
Other British Possessions ... Cwt.	60	45	9	45	14	123	69	21	66	63
Zanzibar ... Cwt.	...	...	...	...	...	...	...	...	...	...
<b>TOTAL, BRITISH EMPIRE ... Cwt.</b>	<b>127</b>	<b>45</b>	<b>41</b>	<b>45</b>	<b>14</b>	<b>233</b>	<b>89</b>	<b>101</b>	<b>66</b>	<b>69</b>
Jeddah ... Cwt.	...	...	...	...	...	...	...	...	...	...
D'Jibouti and Obokh ... Cwt.	203	90	79	70	77	637	261	649	234	255
Massowah ... Cwt.	207	132	103	182	82	700	563	625	466	121
Lohia ... Cwt.	...	...	...	...	...	...	...	...	...	...
Gaizan ... Cwt.	79	41	...	280	...	177	114	...	693	...
Mokha ... Cwt.	...	...	...	34	...	...	...	...	141	...
Confidah ... Cwt.	...	...	...	...	22	...	...	...	...	92
Hodaldah ... Cwt.	...	...	...	58	...	...	...	...	279	...
Furan, etc. ... Cwt.	...	...	...	...	...	...	...	...	...	...
Dunkali Coast ... Cwt.	...	...	...	...	...	...	...	...	...	...
Arabian Gulf Ports ... Cwt.	805	274	187	792	126	1,293	642	455	601	526
Italian East Africa ... Cwt.	...	...	...	...	29	...	...	...	...	144
Other Foreign Countries ... Cwt.	35	56	23	34	63	187	107	223	74	200
<b>TOTAL, FOREIGN COUNTRIES ... Cwt.</b>	<b>1,297</b>	<b>613</b>	<b>630</b>	<b>799</b>	<b>269</b>	<b>2,024</b>	<b>1,076</b>	<b>1,662</b>	<b>2,577</b>	<b>1,490</b>
<b>TOTAL, BRITISH EMPIRE AND FOREIGN COUNTRIES ... Cwt.</b>	<b>1,421</b>	<b>658</b>	<b>661</b>	<b>844</b>	<b>273</b>	<b>3,267</b>	<b>1,765</b>	<b>2,063</b>	<b>2,615</b>	<b>1,534</b>
<b>TOTAL, SUGAR ... Cwt.</b>	<b>84,330</b>	<b>45,407</b>	<b>63,613</b>	<b>43,614</b>	<b>33,604</b>	<b>1,19,584</b>	<b>71,112</b>	<b>78,370</b>	<b>99,440</b>	<b>69,124</b>
<b>Tallow and Stearine (including Grease and Animal fat) (L. G.)</b>										
Saskin and Port Sudan ... Cwt.	...	...	...	...	...	...	...	...	...	...
Other British Possessions ... Cwt.	18	1	...	4	1	60	2	...	12	1
<b>TOTAL, BRITISH EMPIRE ... Cwt.</b>	<b>18</b>	<b>1</b>	<b>...</b>	<b>4</b>	<b>1</b>	<b>60</b>	<b>2</b>	<b>...</b>	<b>12</b>	<b>1</b>

744

No. 8—continued.

TOTAL QUANTITIES and VALUE of ARTICLES EXPORTED—continued.

ARTICLES, AND COUNTRIES OF FINAL DESTINATION.	QUANTITIES.					VALUE.				
	1916-1917.	1917-1918.	1918-1919.	1919-1920.	1920-1921.	1916-1917.	1917-1918.	1918-1919.	1919-1920.	1920-1921.
<b>Tallow and Stearine (including Grease and Animal fat) (U. G.)—continued.</b>						£	£	£	£	£
France .....	.....	221	.....	.....	.....	.....	220	.....	.....	.....
Coufah and Ballif .....	.....	.....	.....	.....	.....	.....	.....	.....	.....	.....
Persia .....	84	.....	.....	.....	.....	134	.....	.....	.....	.....
Masowah .....	139	56	49	.....	.....	272	143	127	.....	.....
Feresan .....	.....	.....	.....	23	28	.....	.....	.....	71	61
Hodaidah .....	.....	.....	.....	40	.....	.....	.....	.....	104	.....
Arabian Gulf Ports .....	59	53	.....	63	.....	132	134	.....	169	.....
Qairan .....	115	.....	.....	53	.....	210	.....	.....	119	.....
Indian East Africa .....	.....	.....	.....	.....	115	.....	.....	.....	.....	408
Mokha .....	.....	.....	.....	.....	.....	.....	.....	.....	.....	.....
Turkey Asiatic Persian Gulf .....	59	.....	.....	.....	80	110	.....	.....	.....	338
Other Foreign Countries .....	11	35	13	51	49	36	84	31	125	106
Jeddah .....	.....	.....	.....	.....	.....	.....	.....	.....	.....	.....
<b>TOTAL, FOREIGN COUNTRIES ... Cwt.</b>	<b>467</b>	<b>371</b>	<b>64</b>	<b>229</b>	<b>273</b>	<b>894</b>	<b>591</b>	<b>159</b>	<b>579</b>	<b>733</b>
<b>TOTAL, BRITISH EMPIRE AND FOREIGN COUNTRIES ... Cwt.</b>	<b>485</b>	<b>373</b>	<b>62</b>	<b>233</b>	<b>272</b>	<b>934</b>	<b>593</b>	<b>159</b>	<b>590</b>	<b>734</b>
<b>Tea (L. E.)—</b>										
<b>Tea, Black—</b>										
Egypt .....	.....	.....	.....	22,896	4,240	.....	.....	.....	995	167
India—Calcutta .....	.....	.....	.....	.....	.....	.....	.....	.....	.....	.....
Suakin .....	237,436	63,845	.....	8,698	29,896	12,678	3,264	.....	400	205
Somaliand .....	77,049	44,792	76,105	62,230	55,415	3,499	2,524	6,310	3,321	3,249
United Kingdom .....	.....	.....	.....	2,028	.....	.....	.....	.....	103	.....
Zanzibar .....	9,173	3,700	.....	.....	9,784	311	147	.....	.....	677
Peria .....	2,024	1,323	1,601	2,147	1,694	99	81	133	96	84
India—Bombay .....	.....	.....	.....	.....	.....	.....	.....	.....	.....	.....
Other British Possessions .....	3,098	.....	143	1,040	1,804	53	.....	10	63	64
<b>TOTAL, BRITISH EMPIRE ... Lbs.</b>	<b>375,770</b>	<b>118,680</b>	<b>77,848</b>	<b>99,137</b>	<b>103,033</b>	<b>16,610</b>	<b>6,018</b>	<b>4,442</b>	<b>4,978</b>	<b>4,406</b>
Independent Somali Ports .....	2,150	.....	3,621	2,693	.....	100	.....	153	152	.....
Dunakli Coast .....	.....	.....	.....	2,130	.....	.....	.....	.....	133	.....
Madagascar .....	.....	.....	.....	2,400	2,850	.....	.....	.....	200	187
Masowah .....	97,234	12,064	54,420	25,230	18,686	4,898	649	3,233	1,216	742
Italian East Africa .....	18,434	8,230	26,844	27,498	26,243	882	461	1,485	1,683	1,332
Galean .....	.....	.....	.....	6,508	.....	.....	.....	.....	314	.....
Italy .....	.....	.....	.....	.....	3,200	.....	.....	.....	.....	333
D'jibouti and Obokh .....	37,843	23,053	66,077	71,835	31,316	1,772	1,214	3,881	3,611	1,086
Jeddah .....	.....	.....	.....	.....	17,324	.....	.....	.....	.....	719
Other Foreign Countries .....	1,945	1,189	100	1,917	3,123	92	61	7	98	164
Arabian Gulf Ports .....	3,603	3,897	2,047	5,435	9,779	253	233	100	383	730
<b>TOTAL, FOREIGN COUNTRIES ... Lbs.</b>	<b>161,164</b>	<b>47,422</b>	<b>162,300</b>	<b>145,687</b>	<b>112,736</b>	<b>7,337</b>	<b>2,633</b>	<b>6,658</b>	<b>7,965</b>	<b>5,274</b>
<b>TOTAL, BRITISH EMPIRE AND FOREIGN COUNTRIES ... Lbs.</b>	<b>536,934</b>	<b>166,102</b>	<b>230,157</b>	<b>244,824</b>	<b>215,769</b>	<b>23,947</b>	<b>8,651</b>	<b>11,100</b>	<b>12,743</b>	<b>9,680</b>
<b>Tea, Green (L. E.)—</b>										
Other British Possessions .....	.....	144	.....	.....	.....	.....	10	.....	.....	.....
<b>TOTAL, BRITISH EMPIRE ... Lbs.</b>	<b>.....</b>	<b>144</b>	<b>.....</b>	<b>.....</b>	<b>.....</b>	<b>.....</b>	<b>10</b>	<b>.....</b>	<b>.....</b>	<b>.....</b>
Other Foreign Countries .....	.....	.....	.....	.....	.....	.....	.....	.....	.....	.....
<b>TOTAL, FOREIGN COUNTRIES ... Lbs.</b>	<b>.....</b>	<b>.....</b>	<b>.....</b>	<b>.....</b>	<b>.....</b>	<b>.....</b>	<b>.....</b>	<b>.....</b>	<b>.....</b>	<b>.....</b>
<b>TOTAL, BRITISH EMPIRE AND FOREIGN COUNTRIES ... Lbs.</b>	<b>.....</b>	<b>144</b>	<b>.....</b>	<b>.....</b>	<b>.....</b>	<b>.....</b>	<b>10</b>	<b>.....</b>	<b>.....</b>	<b>.....</b>
<b>TOTAL OF TEA ... Lbs.</b>	<b>536,934</b>	<b>166,246</b>	<b>230,157</b>	<b>244,824</b>	<b>215,769</b>	<b>23,947</b>	<b>8,661</b>	<b>11,100</b>	<b>12,743</b>	<b>9,680</b>



No. 8--continued.

TOTAL QUANTITIES and VALUE of ARTICLES EXPORTED--continued.

745

ARTICLES, AND COUNTRIES OF FINAL DESTINATION.	QUANTITIES.					VALUE.				
	1916-1917.	1917-1918.	1918-1919.	1919-1920.	1920-1921.	1916-1917.	1917-1918.	1918-1919.	1919-1920.	1920-1921.
<b>Textiles--</b>										
<b>Cotton--</b>										
<b>Raw (I. H.)--</b>										
United Kingdom ... Cwt.										
India--Bombay ... "	840	435	645	105		617	1,440	2,851	367	
Other British Possessions ... "	27	11	9	8	9	51	43	43	30	34
TOTAL, BRITISH EMPIRE ... Cwt.	367	465	654	113	9	671	1,481	2,903	397	34
Djibouti ... Cwt.			129		178			967		463
Arabian Gulf Ports ... "					30					73
Other Foreign Countries ... "	7	11		7	10	18	40		30	31
TOTAL, FOREIGN COUNTRIES ... Cwt.	7	11	129	7	218	18	40	967	30	570
TOTAL, BRITISH EMPIRE AND FOREIGN COUNTRIES ... Cwt.	374	467	783	120	227	689	1,521	3,870	427	610
<b>Waste (II H.)--</b>										
Perim ... Cwt.					27					73
Other British Possessions ... "					7					50
TOTAL, BRITISH EMPIRE ... Cwt.					34					103
Djibouti ... Cwt.					60					97
TOTAL, FOREIGN COUNTRIES ... Cwt.					60					97
TOTAL, BRITISH EMPIRE AND FOREIGN COUNTRIES ... Cwt.					74					200
<b>Wool and Yarn--</b>										
<b>Mule and Water, Nos. 1 to 10 (O. III.)--</b>										
Egypt ... Lbs.				4,000					303	
Sudan and Port Sudan ... "	12,000					600				
Perim ... "	1,900					75				
Other British Possessions ... "		150		300	574		5		19	62
TOTAL, BRITISH EMPIRE ... Lbs.	18,900	150		4,200	574	675	5		313	62
Djibouti and Obokh ... Lbs.	97,200	20,000	20,000	452,724	544,493	2,611	753	2,100	40,855	30,076
Messowah ... "				13,000	51,200				1,207	4,241
Italian East Africa ... "				78,220	22,718				5,925	16,558
Hodaidah ... "				30,234	23,837				2,403	1,761
Mocha ... "				41,615	139,941				8,149	10,064
Arabian Gulf Ports ... "	2,674		1,300	1,520	8,900	96		133	117	
Galzan ... "					440					607
Medi ... "									5	81
Other Foreign Countries ... "	500	80		60	60	20	5			
Asiatic, Turkey Levant and Black Sea ... "				63,800					6,640	
TOTAL, FOREIGN COUNTRIES ... Lbs.	100,674	20,080	51,480	700,623	752,476	3,027	758	4,066	50,969	65,084
TOTAL, BRITISH EMPIRE AND FOREIGN COUNTRIES ... Lbs.	114,474	20,230	52,480	706,623	753,050	3,803	763	4,066	50,611	65,086
<b>Mule and Water, Nos. 11 to 20 (III. O.)--</b>										
Sudan and Port Sudan ... Lbs.					3,000					323
Egypt ... "										
Perim ... "	1,800					75				
India--Bombay ... "										
Other British Possessions ... "	400			10		27				1
TOTAL, BRITISH EMPIRE ... Lbs.	2,200			10	3,000	102				323
Asiatic Turkey Levant and Black Sea ... Lbs.				174,000	186,898		5,191	2,047	3,187	6,527
Djibouti and Obokh ... "	123,600	37,300	12,600	174,000	186,898				18,560	53,074
Messowah ... "					119,420					13,354
Medi ... "					8,200					690
Hodaidah ... "				24,400	118,942				2,204	11,641
Mocha ... "				11,040	8,990				903	627
Arabian Gulf Ports ... "				8,750	50,720				425	2,607
Galzan ... "				6,900					787	
Other Foreign Countries ... "	708	56			75	44	2			7
Italian East Africa ... "					22,900					2,667
TOTAL, FOREIGN COUNTRIES ... Lbs.	123,308	37,356	12,600	369,078	664,667	5,235	2,049	1,187	26,434	87,397
TOTAL, BRITISH EMPIRE AND FOREIGN COUNTRIES ... Lbs.	131,508	37,356	12,600	380,098	667,667	5,337	2,049	1,187	28,435	87,720
<b>Mule and Water, Nos. 21 to 30 (III. O.)--</b>										
Djibouti and Obokh ... Lbs.				4,300	3,000				367	600
Italian East Africa ... "										
Other Foreign Countries ... "										
TOTAL, FOREIGN COUNTRIES ... Lbs.				4,300	3,000				367	600
TOTAL, BRITISH EMPIRE AND FOREIGN COUNTRIES ... Lbs.				4,300	3,000				367	600

No. 8—continued.

## 746 TOTAL QUANTITIES and VALUE of ARTICLES EXPORTED—continued.

ARTICLES, AND COUNTRIES OF FINAL DESTINATION.	QUANTITIES.					VALUE.				
	1916-1917.	1917-1918.	1918-1919.	1919-1920.	1920-1921.	1916-1917.	1917-1918.	1918-1919.	1919-1920.	1920-1921.
<i>Textiles—continued.</i>										
<i>Cotton—continued.</i>										
<i>Twist and Yarn—continued.</i>										
Mule and Waster, Nos. 31 to 40—										
Other British Possession ... Lbs.	.....	.....	.....	.....	47	.....	.....	.....	.....	3.
TOTAL, BRITISH EMPIRE ... Lbs.	.....	.....	.....	.....	47	.....	.....	.....	.....	3
Mule and Waster, Nos. 31 to 40 (III. O.)—										
Italian East Africa ... Lbs.	.....	.....	.....	.....	.....	.....	.....	.....	.....	.....
D'jibouti and Obokh ... Lbs.	17,700	1,500	.....	17,200	18,400	1,431	125	.....	1,445	3,995
Masowah ... Lbs.	.....	.....	.....	.....	.....	.....	.....	.....	.....	.....
Hodaidah ... Lbs.	.....	.....	.....	.....	.....	.....	.....	.....	.....	.....
Mocha ... Lbs.	.....	.....	.....	.....	.....	.....	.....	.....	.....	.....
Other Foreign Countries ... Lbs.	.....	.....	.....	.....	.....	.....	.....	.....	.....	.....
TOTAL, FOREIGN COUNTRIES ... Lbs.	17,700	1,500	.....	17,200	18,400	1,431	125	.....	1,445	3,995
TOTAL, BRITISH EMPIRE AND FOREIGN COUNTRIES ... Lbs.	17,700	1,500	.....	17,200	18,440	1,431	125	.....	1,445	3,995
Mule and Waster, above No. 40 (III. O.)—										
Bombay ... Lbs.	.....	.....	.....	2,000	.....	.....	.....	.....	200	.....
Other British Possessions ... Lbs.	.....	.....	.....	.....	.....	.....	.....	.....	.....	.....
TOTAL, BRITISH EMPIRE ... Lbs.	.....	.....	.....	2,000	.....	.....	.....	.....	200	.....
D'jibouti and Obokh ... Lbs.	3,400	.....	18,800	16,500	26,600	265	.....	1,787	2,513	6,753
Italian East Africa ... Lbs.	.....	.....	.....	400	.....	.....	.....	.....	67	.....
Mocha ... Lbs.	.....	.....	.....	.....	.....	.....	.....	.....	.....	.....
Masowah ... Lbs.	.....	.....	.....	800	.....	.....	.....	.....	107	.....
Other Foreign Countries ... Lbs.	.....	.....	.....	.....	.....	.....	.....	.....	.....	.....
TOTAL, FOREIGN COUNTRIES ... Lbs.	3,400	.....	18,800	17,700	26,600	265	.....	1,787	2,687	6,753
TOTAL, BRITISH EMPIRE AND FOREIGN COUNTRIES ... Lbs.	3,400	.....	18,800	19,700	26,600	235	.....	1,787	2,887	6,753
Orange, red and other colours—										
Orange, Nos. 1 to 20 (III. O.)—										
Bombay ... Lbs.	.....	.....	.....	1,600	6,400	.....	.....	.....	407	653
British Somali Land ... Lbs.	.....	.....	.....	2,802	1,200	.....	.....	.....	254	87
Perim ... Lbs.	.....	.....	.....	.....	.....	.....	.....	.....	.....	.....
Other British Possessions ... Lbs.	3,000	400	400	.....	.....	93	17	.....	.....	.....
TOTAL, BRITISH EMPIRE ... Lbs.	3,000	400	400	4,302	7,600	93	17	.....	721	950
Masowah ... Lbs.	.....	.....	.....	5,600	5,300	.....	.....	.....	633	1,108
D'jibouti and Obokh ... Lbs.	.....	2,100	.....	29,374	19,453	.....	200	.....	3,090	1,768
Italian East Africa ... Lbs.	.....	.....	.....	9,384	6,331	.....	.....	.....	1,035	1,320
Hodaidah ... Lbs.	.....	.....	.....	34,460	56,231	.....	.....	.....	3,199	6,468
Mocha ... Lbs.	.....	.....	.....	4,315	.....	.....	.....	.....	328	.....
Arabian Gulf Ports ... Lbs.	.....	.....	.....	11,714	4,084	.....	.....	.....	1,105	357
Lohla ... Lbs.	.....	.....	.....	1,600	.....	.....	.....	.....	133	.....
Gaijan ... Lbs.	.....	.....	2,400	2,970	.....	.....	.....	233	613	.....
Other Foreign Countries ... Lbs.	.....	.....	.....	40	1,334	.....	.....	.....	3	105
TOTAL, FOREIGN COUNTRIES ... Lbs.	.....	2,100	2,400	106,357	92,941	.....	200	233	9,837	11,021
TOTAL, BRITISH EMPIRE AND FOREIGN COUNTRIES ... Lbs.	3,000	2,600	2,800	110,659	100,541	93	217	260	10,058	11,971
Orange, Nos. 21 to 40 (III. O.)—										
Bombay ... Lbs.	6,440	.....	.....	1,500	1,800	608	.....	.....	333	390
Karachi ... Lbs.	.....	.....	.....	5,000	.....	.....	.....	.....	388	.....
Other British Possessions ... Lbs.	.....	.....	.....	.....	.....	.....	.....	.....	.....	.....
TOTAL, BRITISH EMPIRE ... Lbs.	6,440	.....	.....	6,500	1,800	608	.....	.....	686	380
D'jibouti and Obokh ... Lbs.	.....	1,300	.....	3,200	23,000	.....	206	.....	227	5,407
Hodaidah ... Lbs.	.....	.....	.....	.....	1,380	.....	.....	.....	.....	295
Italian East Africa ... Lbs.	2,000	.....	.....	9,200	13,100	163	.....	.....	1,140	2,845
Mocha ... Lbs.	.....	.....	.....	.....	.....	.....	.....	.....	.....	.....
Arabian Gulf Ports ... Lbs.	.....	.....	.....	.....	.....	.....	.....	.....	.....	.....
Gaijan ... Lbs.	.....	.....	.....	3,200	.....	.....	.....	.....	253	.....
Other Foreign Countries ... Lbs.	.....	.....	80	1,459	120	.....	.....	4	110	10
TOTAL, FOREIGN COUNTRIES ... Lbs.	2,000	1,300	80	17,059	37,160	163	206	4	1,720	8,527
TOTAL, BRITISH EMPIRE AND FOREIGN COUNTRIES ... Lbs.	8,440	1,300	80	23,559	38,960	771	206	4	2,396	8,897
Orange, above No. 40 (III. O.)—										
D'jibouti and Obokh ... Lbs.	.....	.....	.....	800	.....	.....	.....	.....	183	.....
Italian East Africa ... Lbs.	.....	.....	.....	.....	1,200	.....	.....	.....	.....	167
TOTAL, FOREIGN COUNTRIES ... Lbs.	.....	.....	.....	800	1,200	.....	.....	.....	133	167
TOTAL, BRITISH EMPIRE AND FOREIGN COUNTRIES ... Lbs.	.....	.....	.....	800	1,200	.....	.....	.....	133	167

No. 8—continued.

747

TOTAL QUANTITIES and VALUE of ARTICLES EXPORTED—continued.

ARTICLES, AND COUNTRIES OF FINAL DESTINATION.	QUANTITIES.					VALUE.				
	1916-1917.	1917-1918.	1918-1919.	1919-1920.	1920-1921.	1916-1917.	1917-1918.	1918-1919.	1919-1920.	1920-1921.
<b>Textiles—continued.</b>										
<b>Cotton—continued.</b>										
<b>Twist and Yarn—continued.</b>										
Unspecified description of Twist and Yarn (III. O.)—										
Egypt ... Lbs.	185,918	...	...	10,080	...	8,708	...	...	687	...
Somaliand ... "	5,620	5,013	1,478	...	...	236	220	114	...	...
Suakl, etc. ... "	28,400	...	...	...	...	1,090	...	...	...	...
India—Bombay ... "	3,360	...	...	171,000	...	100	...	...	21,813	...
Other British Possessions ... "	1,030	1,984	300	682	216	40	74	40	46	18
<b>TOTAL, BRITISH EMPIRE ... L</b>	<b>234,238</b>	<b>6,997</b>	<b>1,778</b>	<b>182,363</b>	<b>216</b>	<b>7,109</b>	<b>313</b>	<b>164</b>	<b>23,238</b>	<b>18</b>
Massowah ... Lb	...	13,000	55,400	8,400	...	...	416	8,770	793	...
Dunkali Coast ... "	...	24,000	...	...	...	...	800	...	...	...
Italian East Africa ... "	49,588	30,382	143,280	16,800	3,510	2,183	2,838	10,380	1,719	831
Hodaldah ... "	...	...	...	...	9,360	...	...	...	...	1,030
Mocha ... "	...	...	...	4,600	...	...	...	...	307	...
Arabian Gulf Ports ... "	50,278	24,883	812,080	8,310	...	2,217	2,466	67,178	563	...
Muscat ... "	...	...	...	...	...	...	...	...	...	...
Djibouti and Obokh ... "	378,784	645,285	1,839,735	497,415	98,810	18,863	30,198	138,168	41,857	8,318
Confdah ... "	...	...	...	...	...	...	...	...	...	...
Gairan ... "	...	20,616	263,203	231,870	...	...	2,341	21,169	16,038	...
Independent Somali Ports ... "	...	...	...	...	...	...	...	...	...	...
Jeddah ... "	...	9,600	...	...	...	...	830	...	...	...
Other Foreign Countries ... "	438	...	1,234	20	1,234	14	...	84	2	77
<b>TOTAL, FOREIGN COUNTRIES ... Lbs</b>	<b>468,076</b>	<b>787,365</b>	<b>2,131,997</b>	<b>769,116</b>	<b>80,994</b>	<b>17,949</b>	<b>43,299</b>	<b>247,214</b>	<b>61,364</b>	<b>7,142</b>
<b>TOTAL, BRITISH EMPIRE AND FOREIGN COUNTRIES ... Lbs.</b>	<b>722,314</b>	<b>794,362</b>	<b>2,136,773</b>	<b>931,487</b>	<b>51,330</b>	<b>25,058</b>	<b>48,613</b>	<b>247,378</b>	<b>68,590</b>	<b>7,100</b>
<b>TOTAL, TWIST AND YARN ... Lbs.</b>	<b>908,894</b>	<b>867,248</b>	<b>2,323,633</b>	<b>2,222,988</b>	<b>1,990,666</b>	<b>36,787</b>	<b>61,002</b>	<b>246,322</b>	<b>1,47,733</b>	<b>1,02,872</b>
<b>Manufactures—</b>										
<b>Canvas (i) (III. O.)—</b>										
Suakin and Port Soudan ... Yds	17,260	4,030	...	...	1,060	470	180	...	...	100
Somaliand ... "	...	744	...	...	...	...	87	...	...	...
Other British Possessions ... "	...	...	120	...	482	...	...	10	...	46
<b>TOTAL, BRITISH EMPIRE ... Yds.</b>	<b>17,260</b>	<b>4,744</b>	<b>120</b>	<b>...</b>	<b>1,482</b>	<b>470</b>	<b>247</b>	<b>10</b>	<b>...</b>	<b>146</b>
Massowah ... Yds	9,400	...	6,000	1,200	15,800	219	...	353	80	282
Jeddah ... "	...	...	...	...	...	...	...	...	...	...
Djibouti and Obokh ... "	...	...	3,283	940	...	...	...	827	80	...
Gairan ... "	...	...	...	2,780	...	...	...	...	108	...
Arabian Gulf Ports ... "	8,614	...	...	...	...	100	...	...	...	...
Medi ... "	...	...	...	...	2,250	...	...	...	...	87
Confdah ... "	...	...	...	...	...	...	...	...	...	...
Egypt, etc. ... "	...	...	...	...	...	...	...	...	...	...
Hodaldah ... "	...	...	...	...	...	...	...	...	...	...
Mocha ... "	...	...	...	...	...	...	...	...	...	...
Farman, etc. ... "	...	...	...	3,080	...	...	...	...	128	...
Ferid ... "	...	...	...	...	...	...	...	...	...	...
Other Foreign Countries ... "	1,689	820	...	980	2,198	46	80	...	61	152
<b>TOTAL, FOREIGN COUNTRIES ... Yds.</b>	<b>19,603</b>	<b>830</b>	<b>9,268</b>	<b>8,980</b>	<b>20,249</b>	<b>467</b>	<b>20</b>	<b>670</b>	<b>458</b>	<b>1,192</b>
<b>TOTAL, BRITISH EMPIRE AND FOREIGN COUNTRIES ... Yds.</b>	<b>36,863</b>	<b>5,574</b>	<b>9,388</b>	<b>8,980</b>	<b>21,730</b>	<b>935</b>	<b>277</b>	<b>680</b>	<b>452</b>	<b>1,328</b>
<b>Handkerchiefs and shawls in the piece (ii) (III. O.)—</b>										
Egypt ... No.	...	...	...	...	6,074	...	...	...	...	67
Suakin and Port Soudan ... "	...	...	...	...	...	...	...	...	...	...
Somaliand ... "	...	...	...	...	...	...	...	...	...	...
Zanzibar and Pemba ... "	15,000	...	...	...	...	127	...	...	...	...
Other British Possessions ... "	940	683	261	1,080	2,028	19	10	11	40	67
Straits Settlements ... "	...	...	...	...	...	...	...	...	...	...
India—Bombay ... "	9,792	...	...	15,672	...	883	...	...	936	...
<b>TOTAL, BRITISH EMPIRE ... No.</b>	<b>25,782</b>	<b>886</b>	<b>264</b>	<b>16,752</b>	<b>4,102</b>	<b>519</b>	<b>10</b>	<b>11</b>	<b>1,024</b>	<b>106</b>

No. 8—continued.

748

TOTAL QUANTITIES and VALUE of ARTICLES EXPORTED—continued.

ARTICLES, AND COUNTRIES OF FINAL DESTINATION.	QUANTITIES.					VALUE.				
	1916-1917.	1917-1918.	1918-1919.	1919-1920.	1920-1921.	1916-1917.	1917-1918.	1918-1919.	1919-1920.	1920-1921.
<i>Textiles—continued.</i>										
<i>Cotton—continued.</i>										
<i>Manufactures—continued.</i>										
Handkerchiefs and shawls in the piece (iii. o.)—continued.					3,955				211	
Mosks .....			5,044		8,752	187		53		163
Masowah .....	17,916				20,826					744
Hodeidah .....		18,864	19,578	9,876	14,996	1,023	301	1,024	380	1,308
D'Jibouti and Obokh .....	50,372			6,437		180			272	
Galzan .....	12,840		51,330	50,500	77,123		140	2,655	1,410	2,760
Italian East Africa .....		4,960	23	3,453	3,632	111	28	2	102	60
Other Foreign Countries .....	5,450	1,632			5,820					187
<b>TOTAL, FOREIGN COUNTRIES .....</b>	<b>116,537</b>	<b>19,456</b>	<b>109,964</b>	<b>79,626</b>	<b>186,258</b>	<b>1,451</b>	<b>469</b>	<b>3,683</b>	<b>2,375</b>	<b>5,368</b>
<b>TOTAL, BRITISH EMPIRE AND FOREIGN COUNTRIES .....</b>	<b>142,319</b>	<b>20,844</b>	<b>110,238</b>	<b>96,578</b>	<b>144,300</b>	<b>1,970</b>	<b>479</b>	<b>3,674</b>	<b>3,399</b>	<b>5,473</b>
<i>Hosiery (iii. o.)—</i>										
Bombay .....										87
Other British Possessions .....						27	27	37	74	84
<b>TOTAL, BRITISH EMPIRE .....</b>						<b>27</b>	<b>27</b>	<b>37</b>	<b>74</b>	<b>131</b>
Arabian Gulf Ports .....									77	119
Abyssinia—Mosowah .....						141				
D'Jibouti and Obokh .....						665	1,008	1,188	531	505
Madagascar .....						870				
Hodeidah .....										71
Other Foreign Countries .....						9	83	52	136	90
<b>TOTAL, FOREIGN COUNTRIES .....</b>						<b>1,622</b>	<b>1,080</b>	<b>1,240</b>	<b>798</b>	<b>764</b>
<b>TOTAL, BRITISH EMPIRE AND FOREIGN COUNTRIES .....</b>						<b>1,655</b>	<b>1,118</b>	<b>1,277</b>	<b>877</b>	<b>915</b>
<i>Piece-goods—</i>										
Grey (unbleached)—										
Chadars and Dhories (iv) (iii. o.)—					2,840					200
Zanzibar .....										
India—Bombay .....				19,600					667	
Suakin & Port Soudan .....	19,300		7,000	9,500	43,300	333		200	838	1,283
Somalland .....	48,140	5,200		8,240	8,700	630	80		238	247
Other British Possessions .....										
<b>TOTAL, BRITISH EMPIRE .....</b>	<b>67,340</b>	<b>5,200</b>	<b>7,000</b>	<b>27,340</b>	<b>53,740</b>	<b>863</b>	<b>80</b>	<b>200</b>	<b>1,333</b>	<b>1,660</b>
D'Jibouti and Obokh .....	4,005,095	4,743,118	585,500	608,001	853,050	65,540	69,607	16,377	19,034	26,459
Masowah .....	37,300	15,000	25,000		9,000	593	467	833		285
Italian East Africa .....	6,170	20,200	9,000	4,800		78	339	250	200	
Dankali Coast .....				3,000					100	
Galzan .....					5,500					195
Bahrain Islands .....				8,160					272	
Other Foreign Countries .....	778			2,000	1,281	26			59	44
<b>TOTAL, FOREIGN COUNTRIES .....</b>	<b>4,919,941</b>	<b>4,777,318</b>	<b>599,500</b>	<b>623,961</b>	<b>868,831</b>	<b>66,937</b>	<b>69,413</b>	<b>16,880</b>	<b>19,069</b>	<b>29,951</b>
<b>TOTAL, BRITISH EMPIRE AND FOREIGN COUNTRIES .....</b>	<b>5,017,281</b>	<b>4,782,518</b>	<b>606,500</b>	<b>623,801</b>	<b>922,571</b>	<b>67,100</b>	<b>69,493</b>	<b>17,000</b>	<b>20,892</b>	<b>31,631</b>
<i>Drills and Jeans (iv) (iii. o.)—</i>										
Bombay .....			20,000	28,000				667	2,233	
Zanzibar .....	139,400	79,000	18,000		12,000	2,736	2,063	533		467
Egypt .....					16,000					630
Somalland .....	33,620		2,200			368		69		
Other British Possessions .....	250	2,400	160	1,300	1,100	9	50	6	47	57
<b>TOTAL, BRITISH EMPIRE .....</b>	<b>183,370</b>	<b>81,400</b>	<b>38,360</b>	<b>27,900</b>	<b>29,100</b>	<b>3,113</b>	<b>2,113</b>	<b>1,275</b>	<b>2,280</b>	<b>1,097</b>
Lehia .....				2,400					80	
Madagascar .....	7,003					296				
D'Jibouti and Obokh .....	900,590	1,022,561	537,900	632,400	359,300	16,551	29,184	17,356	24,587	16,427
Masowah .....	17,050		4,000	9,700	18,000	276		120	340	797
Medi .....					35,900					1,320
Italian East Africa .....	34,450	3,004,400	173,300	731,550	278,582	632	6,013	5,398	28,176	13,014
Hodeidah .....					25,680					649
Mokha .....				3,680	1,930				176	68
Arabian Gulf Ports .....	8,650		2,300	3,620	10,480	139		85	128	338
Greece .....			28,000					1,253		
Galzan .....			34,860	49,300				713	1,648	
Other Foreign Countries .....	2,400	1,300		1,630	800	53	33		62	40
<b>TOTAL, FOREIGN COUNTRIES .....</b>	<b>1,030,143</b>	<b>1,834,461</b>	<b>759,150</b>	<b>1,434,480</b>	<b>630,612</b>	<b>17,947</b>	<b>36,079</b>	<b>24,925</b>	<b>55,469</b>	<b>26,043</b>
<b>TOTAL, BRITISH EMPIRE AND FOREIGN COUNTRIES .....</b>	<b>1,183,613</b>	<b>1,408,261</b>	<b>797,510</b>	<b>1,601,680</b>	<b>689,742</b>	<b>31,060</b>	<b>38,192</b>	<b>26,200</b>	<b>57,779</b>	<b>27,060</b>

GENERAL EXPORTS.

SEA-BORNE TRADE.

No. 8—continued.

TOTAL QUANTITIES and VALUE of ARTICLES EXPORTED—continued.

749

ARTICLES, AND COUNTRIES OF FINAL DESTINATION.	QUANTITIES.					VALUE.				
	1916-1917.	1917-1918.	1918-1919.	1919-1920.	1920-1921.	1916-1917.	1917-1918.	1918-1919.	1919-1920.	1920-1921.
<i>Textiles—continued.</i>										
<i>Cotton—continued.</i>										
<i>Piece-goods—continued.</i>										
<i>GREY (UNBLEACHED)—continued.</i>										
<i>T. Cloth and Domestic (IV) (III O)—</i>										
Other British Possessions ...Yards.	.....	.....	.....	.....	.....	.....	.....	.....	.....	.....
TOTAL, BRITISH EMPIRE ...Yards.	.....	.....	.....	.....	.....	.....	.....	.....	.....	.....
Other Foreign Countries ...Yards.	.....	1,000	.....	.....	.....	.....	33	.....	.....	.....
TOTAL, FOREIGN COUNTRIES ...Yards.	.....	1,000	.....	.....	.....	.....	33	.....	.....	.....
TOTAL, BRITISH EMPIRE AND FOREIGN COUNTRIES ...Yards.	.....	1,000	.....	.....	.....	.....	33	.....	.....	.....
<i>Shirtings (IV) (III O)—</i>										
India—Bombay ...Yards.	167,600	.....	.....	.....	.....	3,147	.....	.....	.....	.....
.. —Cutch and Kathiawar ...	.....	.....	.....	.....	.....	.....	.....	.....	.....	.....
Somaland ...	2,377,250	153,700	65,750	223,200	239,200	22,214	2,903	1,363	6,563	7,375
Suakin and Port Sudan ...	1,572,000	237,500	.....	.....	90,000	19,084	3,758	.....	.....	3,767
Zanzibar ...	75,000	.....	.....	.....	.....	1,180	.....	.....	.....	.....
Egypt ...	.....	.....	197,000	.....	.....	.....	.....	5,768	.....	.....
Other British Possessions ...	4,110	.....	.....	.....	140	60	.....	.....	.....	.....
TOTAL, BRITISH EMPIRE ...Yards.	4,108,960	361,500	242,750	223,200	329,340	55,985	6,783	7,136	6,926	10,747
Djibouti and Obokh ...Yards.	6,966,379	2,443,325	58,650	926,238	363,736	135,904	46,761	2,357	33,135	11,059
Medi ...	.....	.....	.....	.....	299,100	.....	.....	.....	.....	7,675
Mozambique ...	19,000	.....	.....	.....	.....	231	.....	.....	.....	.....
Madagascar ...	12,000	.....	.....	.....	.....	53	.....	.....	.....	.....
Mossowah ...	3,371,300	178,750	7,500	528,000	1,424,380	46,189	2,421	300	17,422	45,045
Jeddah ...	465,250	.....	.....	18,750	86,000	7,987	.....	.....	667	2,037
Egypt ...	.....	.....	.....	.....	.....	.....	.....	.....	.....	.....
Muscat ...	.....	.....	.....	.....	.....	.....	.....	.....	.....	.....
Turkey in Asia ...	.....	.....	.....	.....	.....	.....	.....	.....	.....	.....
German East Africa ...	.....	.....	.....	.....	.....	.....	.....	.....	.....	.....
Italian East Africa ...	613,500	.....	3,000	303,600	83,960	7,376	.....	180	9,440	2,916
Coosdah ...	.....	.....	.....	45,000	147,750	.....	.....	.....	1,827	4,113
Hodetdah ...	.....	.....	.....	516,000	325,740	.....	.....	.....	16,968	34,463
Mokha ...	.....	.....	.....	252,700	96,260	.....	.....	.....	3,144	3,303
Fusan ...	.....	.....	.....	.....	.....	.....	.....	.....	.....	.....
Dunkali Coast ...	32,950	.....	.....	16,500	46,050	668	.....	.....	300	1,466
Independent Somali Ports ...	193,345	3,250	.....	198,000	12,800	3,316	119	.....	6,102	371
Arabian Gulf Ports ...	336,535	29,907	25,750	39,370	210,000	4,901	345	473	1,346	6,398
Lohis ...	.....	.....	.....	39,600	19,000	.....	.....	.....	1,080	367
Gaizan ...	727,730	15,750	4,000	467,600	932,900	9,928	390	123	13,927	26,918
Other Foreign Countries ...	750	.....	.....	.....	.....	18	.....	.....	.....	.....
TOTAL, FOREIGN COUNTRIES ...Yards.	14,677,530	2,662,963	138,300	3,375,338	4,500,526	311,806	60,026	4,213	109,530	187,474
TOTAL, BRITISH EMPIRE AND FOREIGN COUNTRIES ...Yards.	18,663,390	3,024,463	371,050	3,668,538	4,829,765	371,461	66,810	11,388	116,468	148,231
<i>Other sorts (IV) (III O)—</i>										
Egypt ...Yards.	.....	36,000	374,350	393,250	3,370	.....	966	15,440	12,706	122
Somaland ...	2,366,930	1,481,724	1,755,700	1,376,456	1,081,750	31,673	26,288	67,166	37,340	31,734
Zanzibar and Pemba ...	1,918,230	115,401	142,800	408,300	8,000	33,330	2,275	6,167	12,000	267
Perim ...	21,223	13,950	12,475	22,080	14,980	307	209	278	665	806
Suakin and Port Sudan ...	6,363,500	3,392,380	1,426,900	1,096,506	1,108,540	39,631	66,699	63,265	34,023	32,972
India—Bombay ...	409,000	.....	212,480	1,067,600	668,740	6,604	.....	9,063	29,997	47,117
Kartchl ...	18,700	.....	.....	.....	.....	433	.....	.....	.....	.....
Cutchand Kathiawar ...	.....	.....	.....	.....	.....	.....	.....	.....	.....	.....
Other British Possessions ...	.....	1,800	.....	.....	1,500	.....	20	.....	.....	47
TOTAL, BRITISH EMPIRE ...Yards.	11,619,730	4,909,454	2,937,335	4,284,696	3,803,190	164,364	93,548	120,466	136,732	112,664



GENERAL EXPORTS.

SEA-BORNE TRADE.

No. 8—continued.

751

TOTAL QUANTITIES and VALUE of ARTICLES EXPORTED—continued.

ARTICLES AND COUNTRIES OF FINAL DESTINATION.	QUANTITIES.					VALUE.				
	1916-1917.	1917-1918.	1918-1919.	1919-1920.	1920-1921.	1916-1917.	1917-1918.	1918-1919.	1919-1920.	1920-1921.
<i>Textiles—continued.</i>										
<i>Cotton—continued.</i>										
<i>WANTS (B SACKED)—continued.</i>										
<i>Drills and Jeans—continued.</i>										
Kamran and Fusan ... ..Yards.				17,980					682	
Madagascar ... ..	6,000					107				
Djibouti and Obokh ... ..	84,168	107,358	249,223	539,720	146,008	1,360	2,342	11,651	22,025	6,916
Masowah ... ..					2,720					108
Hodoidah ... ..				1,700	20,280				90	1,047
Mocha ... ..										
Galzan ... ..			5,870	13,000				177	629	
Italian East Africa ... ..	8,000	23,100	10,640	71,900	50,300	167	400	625	1,250	2,340
Other Foreign Countries ... ..	803		200	1,870	1,900	15		7	67	48
Arabian Gulf Ports ... ..					62,000					151
TOTAL, FOREIGN COUNTRIES ...Yards.	99,398	120,458	264,863	690,150	240,598	1,577	2,742	12,270	23,001	10,467
TOTAL, BRITISH EMPIRE AND FOREIGN COUNTRIES ... ..Yards.	102,868	121,618	268,103	900,085	245,943	2,144	2,815	12,290	23,226	10,709
<i>Piece-goods—</i>										
<i>WRITS (B SACKED)—</i>										
<i>T. Cloth and Domestic (IV) (III O)—</i>										
Other Foreign Countries... ..Yards.	99	1,700				4	35			
TOTAL, FOREIGN COUNTRIES ...Yards.	99	1,700				4	35			
TOTAL, BRITISH EMPIRE AND FOREIGN COUNTRIES ... ..Yards.	199	1,800				4	35			
<i>Shirtings (IV) (III O)—</i>										
Egypt... ..Yards.			31,530	2,750	17,120			1,228	128	235
Barraki ... ..				109,840					2,128	
Burma—Bangoon ... ..					8,000					397
Zanzibar ... ..	72,010					720				
India—Bombay ... ..	14,900	20,000		201,001		247	775		2,061	
Somaliland ... ..	1,983,397	1,115,266	216,826	629,470	610,180	21,628	22,850	2,198	21,705	22,701
Other British Possessions ... ..	160	2,266	1,200	200	1,810	2	58	41	11	52
Suakin and Port Soudan ... ..	619,270	109,000	70,000	48,100	141,500	2,153	2,710	2,601	1,567	2,704
TOTAL, BRITISH EMPIRE ...Yards.	2,658,567	1,314,631	319,756	968,551	778,310	20,994	27,402	12,069	24,802	29,222
Condah and sailif ... ..Yards.					2,000					67
Madagascar ... ..	57,000	55,000	10,000			872	1,048	667		129
Bahrain Islands ... ..								167		
Greece ... ..			4,000							
Djibouti and Obokh ... ..	980,308	649,272	676,617	649,112	1,268,468	18,821	19,794	20,664	2,2372	41,491
Mozambique ... ..					27,000					1,007
Independent Somali Ports ... ..	6,540			100,620	6,810	118			2,023	244
Dunkali Coast ... ..		12,000		11,200			123		297	
Masowah ... ..	66,120	166,700	44,000	189,700	59,615	1,157	2,508	1,420	5,080	1,902
Italian East Africa ... ..	41,156	102,000	4,000	246,758	75,240	608	2,244	148	11,129	2,229
Jeddah ... ..	29,000	18,800		6,425	6,9000	407	263		215	2,412
Hodoidah ... ..				200,140	400,258				6,623	12,769
Mocha ... ..				61,240	26,712				1,621	1,224
Arabian Gulf Ports ... ..	35,295	5,048	41,705	67,080	78,340	659	90	1,417	2,787	3,462
Galzan ... ..	28,900		191,800	280,580	26,890	712		5,800	10,033	246
Other Foreign Countries... ..		15	110	3,500	5,820		1	5	89	122
Medi ... ..					53,260					1,902
TOTAL, FOREIGN COUNTRIES ...Yards.	1,223,819	929,426	1,176,992	3,011,572	2,069,791	19,706	21,576	20,272	65,000	71,227
TOTAL, BRITISH EMPIRE AND FOREIGN COUNTRIES ... ..Yards.	2,911,286	2,243,126	1,495,298	3,008,124	2,978,104	20,697	22,078	22,562	90,226	100,549
<i>Other sorts (IV) (III O)—</i>										
Egypt ... ..Yards.		76,230	2,264	56,060			1,240	179	1,448	
United Kingdom ... ..				160,246	161,200	1,423	1,122	2,027	5,229	5,191
Somaliland ... ..	78,819	41,214	66,400							
Zanzibar and Pemba ... ..			21,500	16,000	221,500	1,020	2,243	987	200	2,401
Suakin and Port Soudan ... ..	71,400	149,000								
Straits Settlements ... ..				1,063,530	4,200	67		2,220	26,772	67
India—Bombay ... ..	4,000		622	780	2,200	27	10	22	26	114
Other British Possessions... ..	1,429	270								
TOTAL, BRITISH EMPIRE ...Yards.	155,673	297,214	122,422	1,236,729	402,400	2,522	4,755	6,508	26,527	19,972

TOTAL QUANTITIES and VALUE of ARTICLES EXPORTED—continued.

ARTICLES, AND COUNTRIES OF FINAL DESTINATION.	QUANTITIES.					VALUE.				
	1916-1917.	1917-1918.	1918-1919.	1919-1920.	1-20-1921.	£	£	£	£	£
Textiles—continued.										
Cotton—continued.										
Piece-Goods—continued.										
WHITES (BLEACHED)—continued.										
Other Sorts (IV) (III O)—continued.										
Masowah .....	48,020	33,150	97,600	408,015	887,510	847	507	2,355	14,783	33,212
Madagascar .....	16,640	.....	.....	.....	45,000	233	.....	.....	.....	1,867
Independent Somali Ports .....	.....	.....	.....	27,480	15,430	.....	.....	.....	1,013	551
Dunkali Coast .....	.....	.....	.....	58,020	.....	.....	.....	.....	1,445	.....
Egypt, etc. ....	.....	.....	.....	.....	.....	.....	.....	.....	.....	.....
Hodsdah .....	.....	.....	.....	170,008	839,074	.....	.....	.....	5,440	20,624
Konsdah .....	.....	.....	.....	18,000	.....	.....	.....	.....	533	.....
Medi .....	.....	.....	.....	.....	163,700	.....	.....	.....	.....	4,578
Furan, etc. ....	.....	.....	.....	8,000	.....	.....	.....	.....	253	.....
Mokha .....	.....	.....	.....	113,936	66,144	.....	.....	.....	3,671	2,786
Arabian Gulf Ports .....	335,864	117,769	139,393	43,174	69,139	3,016	2,453	2,979	1,269	2,729
Jeddah .....	.....	.....	.....	.....	13,750	.....	.....	.....	.....	663
Gaimn .....	98,380	230,100	313,700	664,200	243,190	1,727	4,941	8,980	19,229	6,781
Djibouti and Obokh .....	555,474	302,339	1,491,395	664,063	1,307,512	9,079	12,730	34,811	29,122	47,644
Germany .....	.....	.....	.....	.....	.....	.....	.....	.....	.....	.....
Portuguese East Africa .....	.....	.....	.....	.....	.....	.....	.....	.....	.....	.....
Mukat .....	.....	.....	.....	.....	.....	.....	.....	.....	.....	.....
Persia .....	.....	.....	.....	.....	.....	.....	.....	.....	.....	.....
Mozambique .....	.....	.....	.....	.....	.....	.....	.....	.....	.....	.....
Italian East Africa .....	81,130	11,521	61,700	114,230	60,460	546	239	1,947	5,313	2,363
Other Foreign Countries .....	3,070	186	800	800	1,720	79	9	17	27	67
<b>TOTAL, FOREIGN COUNTRIES</b> ... Yards.	<b>1,064,178</b>	<b>784,036</b>	<b>2,104,773</b>	<b>2,477,043</b>	<b>3,493,049</b>	<b>16,427</b>	<b>20,969</b>	<b>51,059</b>	<b>82,076</b>	<b>121,706</b>
<b>TOTAL, BRITISH EMPIRE AND FOREIGN COUNTRIES</b> ... Yards.	<b>1,239,866</b>	<b>1,061,650</b>	<b>2,287,305</b>	<b>3,813,769</b>	<b>3,694,449</b>	<b>16,979</b>	<b>25,724</b>	<b>57,567</b>	<b>116,509</b>	<b>136,768</b>
<b>TOTAL, COTTON PIECE-GOODS (WHITES), YARDS.</b>	<b>5,493,261</b>	<b>3,681,743</b>	<b>4,069,343</b>	<b>8,606,631</b>	<b>8,014,865</b>	<b>66,430</b>	<b>84,474</b>	<b>113,427</b>	<b>289,667</b>	<b>271,181</b>
COLOURED, PRINTED OR DYE.										
<i>Levis and Sorts (IV) (III O)</i>										
Straits—Settlement .....	.....	.....	.....	.....	17,280	.....	.....	.....	.....	607
India—Karachi .....	.....	.....	.....	46,302	.....	.....	.....	.....	2,687	.....
India—Bombay .....	8,400	.....	64,000	267,398	19,000	270	.....	2,366	11,634	507
Somaliland .....	170,767	13,200	2,800	123,336	103,826	2,753	211	171	3,727	3,329
Suakin and Port Soudan .....	183,000	66,170	140,000	64,900	718,180	2,772	1,036	3,317	1,987	24,247
Zanzibar .....	15,760	.....	.....	33,500	4,000	397	.....	.....	2,400	183
Perim .....	.....	.....	.....	2,334	3,330	.....	.....	.....	90	114
Other British Possessions .....	230	.....	457	.....	130	5	.....	28	.....	4
<b>TOTAL, BRITISH EMPIRE</b> ... Yards.	<b>377,167</b>	<b>79,270</b>	<b>307,257</b>	<b>637,000</b>	<b>664,755</b>	<b>6,128</b>	<b>1,267</b>	<b>5,623</b>	<b>22,525</b>	<b>29,311</b>
Madagascar .....	9,440	.....	.....	.....	12,520	244	.....	.....	.....	514
Jeddah .....	.....	.....	.....	3,000	3,414	.....	.....	.....	67	131
Asiatic Turkey Persian Gulf .....	.....	.....	.....	.....	4,000	.....	.....	.....	.....	131
Djibouti and Obokh .....	183,768	37,140	89,930	194,340	124,180	3,216	620	1,025	6,682	5,210
Medi .....	.....	.....	.....	.....	69,810	.....	.....	.....	.....	2,198
Masowah .....	304,280	16,000	99,003	173,910	218,768	3,716	400	2,370	5,320	7,169
Lohia .....	.....	.....	.....	.....	4,800	.....	.....	.....	.....	67
Mukat .....	.....	.....	.....	.....	.....	.....	.....	.....	.....	.....
Turkey in Asia .....	.....	.....	.....	.....	.....	.....	.....	.....	.....	.....
Italian East Africa .....	16,100	8,100	3,000	33,380	45,916	311	13	100	1,169	1,912
Hodsdah .....	.....	.....	.....	140,371	235,114	.....	.....	.....	4,626	7,731
Mokha .....	.....	.....	.....	61,080	24,033	.....	.....	.....	1,933	710
Furan .....	.....	.....	.....	4,030	6,036	.....	.....	.....	168	227
Dunkali Coast .....	.....	.....	.....	7,000	6,043	.....	.....	.....	221	120
Independent Somali Ports .....	.....	.....	.....	24,308	3,785	.....	.....	.....	625	825
Arabian Gulf Port .....	17,101	.....	.....	32,473	113,032	396	.....	.....	1,054	2,963
Gaimn .....	7,660	.....	19,000	237,730	2,330	216	.....	632	7,174	914
Other Foreign Countries .....	7,470	1,480	643	3,830	1,230	113	82	21	109	42
German East Africa .....	.....	.....	.....	.....	.....	.....	.....	.....	.....	.....
<b>TOTAL, FOREIGN COUNTRIES</b> ... Yards.	<b>445,969</b>	<b>69,600</b>	<b>166,576</b>	<b>914,412</b>	<b>913,173</b>	<b>6,813</b>	<b>1,204</b>	<b>4,348</b>	<b>29,447</b>	<b>31,276</b>
<b>TOTAL, BRITISH EMPIRE AND FOREIGN COUNTRIES</b> ... Yards.	<b>823,016</b>	<b>138,900</b>	<b>367,333</b>	<b>1,453,312</b>	<b>1,777,927</b>	<b>14,341</b>	<b>2,461</b>	<b>10,230</b>	<b>51,972</b>	<b>60,589</b>





GENERAL EXPORTS.

SEA-BORNE TRADE.

No. 8—continued.

754. TOTAL QUANTITIES and VALUE of ARTICLES EXPORTED—continued.

ARTICLES, AND COUNTRIES OF FINAL DESTINATION.	QUANTITIES.					VALUE.				
	1916-1917.	1917-1918.	1918-1919.	1919-1920.	1920-1921.	£	£	£	£	£
<b>Textiles—continued.</b>										
<i>Cellon—</i>										
<i>Thread, Sewing (c) (III O)—continued.</i>										
Medi ... Lbs.			2,202	832	844			86	75	71
Massowah ... Lbs.				752					127	
Italian East Africa ... Lbs.		3,913	5,104				241	504		
Gaizan ... Lbs.				1,081	7,558				80	1,053
Hodsidah ... Lbs.	7,077	10,024	26,236	7,515	6,633	397	1,074	3,282	1,317	1,331
Djibouti and Obokh ... Lbs.										
Other Foreign Countries ... Lbs.	2,079	1,692	801	1,122	1,107	97	74	67	136	123
Arabian Gulf Ports ... Lbs.	4,632	3,801	9,916	4,374	3,222	226	231	571	512	418
<b>TOTAL, FOREIGN COUNTRIES ... Lbs.</b>	<b>14,098</b>	<b>28,489</b>	<b>41,119</b>	<b>15,676</b>	<b>19,364</b>	<b>720</b>	<b>1,620</b>	<b>4,610</b>	<b>2,147</b>	<b>2,691</b>
<b>TOTAL, BRITISH EMPIRE AND FOREIGN COUNTRIES ... Lbs.</b>	<b>29,726</b>	<b>31,386</b>	<b>48,198</b>	<b>21,323</b>	<b>23,618</b>	<b>1,118</b>	<b>1,737</b>	<b>5,468</b>	<b>3,000</b>	<b>3,323</b>
<i>Other Sorts of Manufactures (vi) (III O)—</i>										
<i>British Settlements ... Lbs.</i>										
Somaliland ... Lbs.	4,321					108				
Egypt ... Lbs.				2,800					174	
Suakin and Port Sudan ... Lbs.	66,600		2,612		1,100	1,507		180		100
Other British Possessions ... Lbs.	1,517	3,658	2,303	1,532	1,083	44	115	87	100	94
India—Bombay ... Lbs.			1,398	558				234	117	
<b>TOTAL, BRITISH EMPIRE ... Lbs.</b>	<b>73,338</b>	<b>3,658</b>	<b>6,318</b>	<b>4,893</b>	<b>3,463</b>	<b>1,659</b>	<b>115</b>	<b>501</b>	<b>391</b>	<b>174</b>
Massowah ... Lbs.	25,331	3,425	2,730	5,906	2,334	574	98	177	487	112
Hodsidah ... Lbs.					1,332					119
Arabian Gulf Ports ... Lbs.	4,746	3,586	3,006	2,233	3,632	106	111	191	114	231
Djibouti and Obokh ... Lbs.	161,375	122,331	115,144	65,156	45,558	3,283	3,624	5,064	4,617	4,036
Jeddah ... Lbs.										
Mocha ... Lbs.										
Gaizan ... Lbs.				933					79	
Other Foreign Countries ... Lbs.	2,457	1,162	673	571	1,520	53	38	37	40	102
Japan ... Lbs.	32,400					1,020				
Italian East Africa ... Lbs.					2,508					103
<b>TOTAL, FOREIGN COUNTRIES ... Lbs.</b>	<b>206,309</b>	<b>131,504</b>	<b>121,553</b>	<b>74,660</b>	<b>57,128</b>	<b>5,100</b>	<b>3,871</b>	<b>5,469</b>	<b>5,337</b>	<b>4,775</b>
<b>TOTAL, BRITISH EMPIRE AND FOREIGN COUNTRIES ... Lbs.</b>	<b>279,647</b>	<b>135,163</b>	<b>127,886</b>	<b>79,557</b>	<b>60,591</b>	<b>6,759</b>	<b>3,966</b>	<b>5,970</b>	<b>5,728</b>	<b>4,992</b>
<b>TOTAL, COTTON MANUFACTURES (including TWIST AND YARN) ... Value.</b>						<b>1,405,607</b>	<b>1,304,016</b>	<b>2,311,301</b>	<b>2,112,964</b>	<b>1,617,466</b>
<b>TOTAL, COTTON, RAW AND MANUFACTURES ... Value.</b>						<b>1,406,496</b>	<b>1,305,547</b>	<b>2,315,171</b>	<b>2,113,371</b>	<b>1,618,276</b>
<i>Flax Manufactures—</i>										
<i>Bags and Sacks (j) (III O)—</i>										
Other Foreign Countries ... Nos.	225					16				
<b>TOTAL, FOREIGN COUNTRIES ... Nos.</b>	<b>225</b>					<b>16</b>				
<b>TOTAL, BRITISH EMPIRE AND FOREIGN COUNTRIES ... Nos.</b>	<b>225</b>					<b>16</b>				
<i>Flax—</i>										
<i>Other Sorts (ii) (III O)—</i>										
British Somaliland ... Lbs.	1,741					125				
India—Bombay ... Lbs.										
Zanzibar ... Lbs.	843		500			67		103		
Other British Possessions ... Lbs.	390	444	400	56	106	13	51	14	13	29
<b>TOTAL, BRITISH EMPIRE ... Lbs.</b>	<b>2,969</b>	<b>444</b>	<b>900</b>	<b>56</b>	<b>106</b>	<b>205</b>	<b>51</b>	<b>117</b>	<b>13</b>	<b>29</b>
Djibouti and Obokh ... Lbs.		2,432		1,834	1,780		95		173	130
Other Foreign Countries ... Lbs.	508				244	27				19
<b>TOTAL, FOREIGN COUNTRIES ... Lbs.</b>	<b>508</b>	<b>2,432</b>		<b>1,834</b>	<b>2,024</b>	<b>27</b>	<b>95</b>		<b>173</b>	<b>139</b>
<b>TOTAL, BRITISH EMPIRE AND FOREIGN COUNTRIES ... Lbs.</b>	<b>3,477</b>	<b>2,876</b>	<b>900</b>	<b>1,890</b>	<b>2,220</b>	<b>232</b>	<b>149</b>	<b>117</b>	<b>186</b>	<b>168</b>
<i>Flax—</i>										
<i>Raw (H A) (III O)—</i>										
Other Foreign Countries ... Lbs.										
<b>TOTAL, FOREIGN COUNTRIES ... Lbs.</b>										
<b>TOTAL, BRITISH EMPIRE AND FOREIGN COUNTRIES ... Lbs.</b>										
<b>TOTAL, FLAX, RAW AND MANUFACTURES ... Lbs.</b>	<b>3,477</b>	<b>2,876</b>	<b>900</b>	<b>1,890</b>	<b>2,220</b>	<b>243</b>	<b>149</b>	<b>117</b>	<b>186</b>	<b>168</b>
<i>Haberdashery and Millinery—</i>										
India—Bombay ... Value.										
Other British Possessions ... Value.						58	58	22	23	74
<b>TOTAL, BRITISH EMPIRE ... Value.</b>						<b>58</b>	<b>58</b>	<b>22</b>	<b>23</b>	<b>74</b>
Arabian Gulf Ports ... Value.						70	127	106		
Mocha ... Value.										
Japan ... Value.						155			72	106
Djibouti and Obokh ... Value.						265	304	454	345	93
Massowah ... Value.										96
Gaizan ... Value.								447		
Other Foreign Countries ... Value.						83	46	46	161	68
<b>TOTAL, FOREIGN COUNTRIES ... Value.</b>						<b>570</b>	<b>537</b>	<b>1,053</b>	<b>578</b>	<b>363</b>
<b>TOTAL, BRITISH EMPIRE AND FOREIGN COUNTRIES ... Value.</b>						<b>638</b>	<b>595</b>	<b>1,075</b>	<b>600</b>	<b>437</b>

TOTAL QUANTITIES and VALUE of ARTICLES EXPORTED—continued.

ARTICLES, AND COUNTRIES OF FINAL DESTINATION.	QUANTITIES.					VALUE.				
	1916-1917.	1917-1918.	1918-1919.	1919-1920.	1920-1921.	1916-1917.	1917-1918.	1918-1919.	1919-1920.	1920-1921.
<i>Textiles—continued.</i>										
<i>Heavy—</i>										
Raw (H A) (III O)— Other British Possession ... Cwt.	.....	.....	15	.....	.....	.....	.....	40	.....	.....
TOTAL, BRITISH EMPIRE ... Cwt.	.....	.....	15	.....	.....	.....	.....	40	.....	.....
Other Foreign Countries ... Cwt.	25	20	.....	.....	.....	25	40	.....	.....	.....
TOTAL, BRITISH EMPIRE AND FOREIGN COUNTRIES ... Cwt.	25	20	15	.....	.....	25	40	40	.....	.....
<i>Heavy—</i>										
<i>Manufactures (excluding Cordage) (III O)—</i>										
Other British Possessions ... Value.	.....	.....	.....	.....	.....	.....	.....	.....	.....	.....
TOTAL, BRITISH EMPIRE ... Value.	.....	.....	.....	.....	.....	.....	.....	.....	.....	.....
Other Foreign Countries ... Value.	.....	.....	.....	.....	.....	14	.....	.....	.....	.....
TOTAL, FOREIGN COUNTRIES ... Value.	.....	.....	.....	.....	.....	14	.....	.....	.....	.....
TOTAL, BRITISH EMPIRE AND FOREIGN COUNTRIES ... Value.	.....	.....	.....	.....	.....	14	.....	.....	.....	.....
TOTAL, VALUE OF WHEAT, RAW AND MANUFACTURES ... Value.	.....	.....	.....	.....	.....	40	40	40	.....	.....
<i>Wool—</i>										
<i>Raw (III O)—</i>										
Egypt ... Cwt.	1,202	921	493	.....	.....	1,427	1,345	901	2,540	3,227
India—Bombay ... Cwt.	.....	.....	.....	.....	.....	.....	.....	.....	.....	.....
India—Bombay ... Cwt.	.....	.....	.....	.....	.....	.....	.....	.....	.....	.....
United Kingdom ... Cwt.	.....	.....	.....	.....	.....	.....	.....	.....	.....	.....
Other British Possessions ... Cwt.	6	.....	.....	.....	.....	9	.....	.....	.....	.....
TOTAL, BRITISH EMPIRE ... Cwt.	1,208	924	493	Tons. 68	773	1,436	1,345	901	2,715	1,041
France ... Cwt.	.....	.....	.....	.....	.....	.....	.....	.....	.....	.....
Germany ... Cwt.	.....	.....	.....	.....	.....	.....	.....	.....	.....	.....
Egypt ... Cwt.	.....	.....	.....	.....	.....	.....	.....	.....	.....	.....
D'jibouti ... Cwt.	152	63	105	.....	.....	137	78	187	.....	78
Other Foreign Countries ... Cwt.	.....	.....	.....	Tons. 1	101	.....	.....	.....	.....	92
TOTAL, FOREIGN COUNTRIES ... Cwt.	152	63	105	Tons. 1	227	137	78	187	11	107
TOTAL, BRITISH EMPIRE AND FOREIGN COUNTRIES ... Cwt.	1,360	987	598	Tons. 69	1,000	1,573	1,423	1,088	2,726	1,148
<i>Wool—</i>										
<i>Jute Canvas (I) (III O)—</i>										
Other British Possession ... Yds. Cwt.	.....	.....	.....	330	.....	.....	.....	.....	81	.....
TOTAL, BRITISH EMPIRE ... Yds. Cwt.	.....	.....	.....	330	.....	.....	.....	.....	81	.....
D'jibouti ... Yds. Cwt.	.....	.....	.....	2,142	.....	.....	.....	.....	241	.....
Other Foreign Countries ... Yds. Cwt.	.....	25	.....	.....	40	.....	4	.....	.....	68
TOTAL, FOREIGN COUNTRIES ... Yds. Cwt.	.....	25	.....	2,142	40	.....	4	.....	241	68
TOTAL, BRITISH EMPIRE AND FOREIGN COUNTRIES ... Yds. Cwt.	.....	25	.....	2,472	40	.....	4	.....	241	68
<i>Manufactures—</i>										
<i>Jute—</i>										
<i>Carry Bags (ii) (III O)—</i>										
Egypt ... No.	66,060	123,360	37,500	62,060	45,000	4,420	9,917	7,750	2,603	2,722
Zanzibar and Pemba ... No.	.....	4,870	.....	2,000	.....	.....	400	.....	800	.....
Somaland ... No.	25,620	57,950	282,680	11,971	8,135	481	2,227	3,777	307	156
Perin ... No.	.....	.....	.....	.....	.....	.....	.....	.....	.....	.....
Bankin and Port Sudan ... No.	407,363	40,000	.....	11,900	7,000	14,024	1,333	.....	881	347
Ceylon ... No.	.....	.....	.....	10,110	.....	.....	.....	.....	277	.....
India—Bombay ... No.	.....	.....	.....	800	1,650	132	28	51	24	39
Other British Possessions ... No.	4,770	40	900	.....	.....	.....	.....	.....	.....	.....
TOTAL, BRITISH EMPIRE ... No.	629,813	225,540	207,140	85,691	62,755	10,057	12,992	8,078	4,153	2,204
Mozambique ... No.	40,100	16,000	63,700	5,500	87,000	1,507	667	4,008	238	1,008
Madagascar ... No.	12,000	.....	.....	.....	.....	600	.....	.....	.....	.....
Lohia ... No.	.....	.....	.....	.....	.....	.....	.....	.....	.....	.....
Independent Somali Ports ... No.	11,720	9,700	2,560	.....	.....	118	147	79	.....	.....
Italian East Africa ... No.	8,200	11,600	.....	37,200	10,500	170	891	.....	2,013	411
Hodcidah ... No.	.....	.....	8,000	.....	8,200	.....	.....	.....	.....	318
Greece ... No.	.....	.....	.....	1,597	5,063	.....	.....	.....	78	167
Mokha ... No.	.....	.....	.....	.....	.....	.....	.....	.....	.....	.....
Konidab ... No.	.....	.....	.....	.....	.....	.....	.....	.....	.....	.....
D'jibouti and Obokh ... No.	158,213	374,310	310,310	147,71	220,805	4,312	17,212	19,040	7,761	8,168
Galsan ... No.	.....	2,000	.....	.....	2,500	.....	120	.....	.....	77
Medi ... No.	.....	.....	.....	.....	8,180	.....	.....	.....	.....	205
Arabian Gulf Ports ... No.	.....	.....	.....	.....	4,450	.....	.....	.....	.....	123
Other Foreign Countries ... No.	1,460	.....	.....	2,490	2,500	28	.....	.....	94	40
TOTAL, FOREIGN COUNTRIES ... No.	235,893	418,000	786,650	149,907	319,145	6,522	18,927	29,020	10,151	11,025
TOTAL, BRITISH EMPIRE AND FOREIGN COUNTRIES ... Tons. No.	759,805	637,340	686,790	274,598	1,319,898	25,579	32,720	20,098	14,334	14,729
<i>Jute—</i>										
<i>Carry Cloth (ii) (III O)—</i>										
Zanzibar and Pemba ... Yds.	6,100	.....	.....	.....	.....	.....	187	.....	.....	.....
Other British Possessions ... Yds.	.....	.....	.....	.....	.....	.....	.....	.....	.....	.....
TOTAL, BRITISH EMPIRE ... Yds.	6,100	.....	.....	.....	.....	187	.....	.....	.....	.....

No. 8—continued.

756 TOTAL QUANTITIES and VALUE of ARTICLES EXPORTED—continued.

ARTICLES AND COUNTRIES OF FINAL DESTINATION.	QUANTITIES.					VALUE.				
	1916-1917.	1917-1918.	1918-1919.	1919-1920.	1920-1921.	1916-1917.	1917-1918.	1918-1919.	1919-1920.	1920-1921.
Textiles—continued.										
Manufactures—continued.										
<i>Jute</i> —continued.										
Gunny Cloth (iii) (III O)—continued.										
Hodaldah ... .. Yds.	.....	.....	.....	.....	.....	.....	.....	.....	.....	.....
Djibouti and Obokh ... .. Yds.	.....	.....	.....	.....	.....	.....	.....	.....	.....	.....
Other Foreign Countries ... .. Yds.	.....	.....	.....	.....	513	.....	.....	.....	.....	20
<b>TOTAL, FOREIGN COUNTRIES</b> ... Yds.	.....	.....	.....	.....	513	.....	.....	.....	.....	20
<b>TOTAL, BRITISH EMPIRE AND FOREIGN COUNTRIES</b> ... Yds.	6,100	.....	.....	.....	10,349	187	.....	.....	.....	30
Essex Gunny Cloth (III O)—										
Other Foreign Countries ... .. Yds.	1,060	.....	.....	.....	.....	33	.....	.....	.....	.....
<b>TOTAL, FOREIGN COUNTRIES</b> ... Yds.	1,060	.....	.....	.....	.....	33	.....	.....	.....	.....
Other British Possessions ... .. Yds.	.....	1,000	.....	.....	.....	.....	53	.....	.....	.....
<b>TOTAL, BRITISH EMPIRE</b> ... Yds.	.....	1,000	.....	.....	.....	.....	53	.....	.....	.....
<b>TOTAL, BRITISH EMPIRE AND FOREIGN COUNTRIES</b> ... Yds.	1,060	1,000	.....	.....	.....	33	53	.....	.....	.....
<i>Rope and Twine (iv) (III O)—</i>										
Egypt ... .. Cwt.	.....	.....	.....	33	.....	.....	.....	.....	.....	.....
India—Bombay ... .. Cwt.	.....	.....	.....	.....	78	.....	.....	.....	.....	620
Perim ... .. Cwt.	.....	.....	.....	.....	26	.....	.....	.....	.....	347
Other British Possessions ... .. Cwt.	87	24	12	68	15	62	75	83	75	39
<b>TOTAL, BRITISH EMPIRE</b> ... Cwt.	87	24	12	101	110	92	75	83	696	479
Dunkali Coast ... .. Cwt.	.....	.....	.....	.....	.....	.....	.....	.....	.....	.....
Arabian Gulf Ports ... .. Cwt.	43	.....	94	33	27	95	.....	103	.....	92
Djibouti and Obokh ... .. Cwt.	38	33	603	.....	31	68	119	2,858	117	101
Gaizan ... .. Cwt.	.....	.....	.....	.....	.....	.....	.....	.....	.....	.....
Maswah ... .. Cwt.	.....	.....	.....	12	.....	.....	.....	.....	68	.....
Other Foreign Countries ... .. Cwt.	40	27	3	81	73	58	95	9	177	194
<b>TOTAL, FOREIGN COUNTRIES</b> ... Cwt.	121	70	641	124	131	219	214	3,058	302	383
<b>TOTAL, BRITISH EMPIRE AND FOREIGN COUNTRIES</b> ... Cwt.	168	94	653	223	251	311	299	3,141	1,098	663
<i>Other Kinds (v) (III O)—</i>										
Somaliand ... .. Cwt.	67	.....	.....	.....	.....	73	.....	.....	.....	.....
Other British Possessions ... .. Cwt.	.....	18	17	21	20	.....	21	42	83	23
<b>TOTAL, BRITISH EMPIRE</b> ... Cwt.	67	18	17	21	20	73	21	42	83	23
Djibouti and Obokh ... .. Cwt.	.....	.....	.....	.....	.....	.....	.....	.....	.....	.....
Other Foreign Countries ... .. Cwt.	4	.....	10	1	1	5	.....	1	3	2
<b>TOTAL, FOREIGN COUNTRIES</b> ... Cwt.	4	.....	10	1	1	5	.....	1	3	2
<b>TOTAL, BRITISH EMPIRE AND FOREIGN COUNTRIES</b> ... Cwt.	71	18	27	22	21	78	21	43	86	25
<b>TOTAL VALUE OF JUTE, RAW AND MANUFACTURES</b> ... Value.	.....	.....	.....	.....	.....	27,761	34,531	33,970	18,576	16,766
<i>Silk—</i>										
Machinery Silk excluding tassar and other wild silks										
<i>Raw (a) (III O)—</i>										
Other British Possessions ... .. Lbs.	.....	.....	.....	.....	.....	.....	.....	.....	.....	.....
<b>TOTAL, BRITISH EMPIRE</b> ... Lbs.	.....	.....	.....	.....	.....	.....	.....	.....	.....	.....
Mokha ... .. Lbs.	.....	.....	.....	293	.....	.....	.....	.....	187	.....
Mossawah ... .. Lbs.	338	.....	3,603	.....	.....	100	.....	1,185	.....	.....
Hodaldah ... .. Lbs.	.....	.....	.....	1,049	539	.....	.....	.....	199	187
Djibouti and Obokh ... .. Lbs.	1,089	1,027	6,468	2,310	160	440	814	4,056	2,185	171
Other Foreign Countries ... .. Lbs.	15	.....	30	217	336	10	.....	20	66	55
Jeddah ... .. Lbs.	.....	.....	.....	.....	.....	.....	.....	.....	.....	.....
Gaizan ... .. Lbs.	.....	448	1,550	293	.....	.....	173	650	163	.....
<b>TOTAL, FOREIGN COUNTRIES</b> ... Lbs.	1,390	1,535	11,650	5,162	1,085	550	987	5,851	2,830	363
<b>TOTAL, BRITISH EMPIRE AND FOREIGN COUNTRIES</b> ... Lbs.	1,390	1,535	11,650	5,162	1,095	550	987	5,851	2,830	363
<i>Goods of Silk mixed with other materials (i) (III O)—</i>										
India—Bombay ... .. Yds.	.....	.....	.....	.....	.....	.....	.....	.....	.....	.....
Snakin, etc. ... .. Yds.	.....	.....	10,000	.....	2,000	.....	.....	533	.....	133
Other British Possessions ... .. Yds.	2,210	140	20	33	.....	42	9	1	4	.....
<b>TOTAL, BRITISH EMPIRE</b> ... Yds.	2,210	140	10,020	33	2,000	42	9	534	4	133
Mossawah ... .. Yds.	.....	.....	4,000	.....	.....	.....	.....	133	.....	.....
Arabian Gulf Ports ... .. Yds.	.....	17,350	4,180	.....	.....	.....	677	219	.....	.....
Djibouti and Obokh ... .. Yds.	7,633	2,375	2,100	.....	2,502	183	104	180	.....	243
Mocha ... .. Yds.	.....	.....	.....	.....	400	.....	.....	.....	.....	67
Hodaldah ... .. Yds.	.....	.....	.....	.....	.....	.....	.....	.....	.....	.....
Other Foreign Countries ... .. Yds.	.....	220	.....	1,004	.....	.....	46	.....	70	.....
<b>TOTAL, FOREIGN COUNTRIES</b> ... Yds.	7,633	21,145	10,280	1,004	2,902	183	823	532	70	409
<b>TOTAL, BRITISH EMPIRE AND FOREIGN COUNTRIES</b> ... Yds.	9,843	21,285	20,300	1,037	4,902	226	832	1,064	74	542



ARTICLES, AND COUNTRIES OF FINAL DESTINATION.	QUANTITIES.					VALUE.				
	1916-1917.	1917-1918.	1918-1919.	1919-1920.	1920-1921.	1916-1917.	1917-1918.	1918-1919.	1919-1920.	1920-1921.
<i>Textiles—continued.</i>										
<i>Wool—continued.</i>										
<i>Raw (II H)—continued.</i>										
Other Foreign Countries ... Lbs.	339	.....	.....	.....	.....	3	.....	.....	.....	.....
TOTAL, FOREIGN COUNTRIES ... Lbs.	339	.....	.....	.....	.....	3	.....	.....	.....	.....
TOTAL, BRITISH EMPIRE AND FOREIGN COUNTRIES ... Lbs.	836	.....	.....	.....	.....	8	.....	.....	.....	.....
<i>Braids (I) (III O)—</i>										
Egypt ... Lbs.	.....	.....	.....	784	.....	.....	.....	.....	267	.....
TOTAL, BRITISH EMPIRE ... Lbs.	.....	.....	.....	784	.....	.....	.....	.....	267	.....
TOTAL, BRITISH EMPIRE AND FOREIGN COUNTRIES ... Lbs.	.....	.....	.....	784	.....	.....	.....	.....	267	.....
<i>Carpets and rugs (ii) (III O)—</i>										
Straits Settlement ... Lbs.	.....	.....	.....	.....	672	.....	.....	.....	.....	113
Zanzibar ... ..	.....	.....	1,800	1,120	.....	.....	.....	100	133	.....
India—Bombay ... ..	2,353	.....	.....	.....	.....	140	.....	.....	.....	.....
Suakin and Port Sudan ... ..	8,000	10,800	.....	.....	560	533	720	.....	.....	233
Egypt, etc. ... ..	11,000	15,000	10,000	2,177	2,716	733	1,000	667	614	1,043
United Kingdom ... ..	.....	.....	.....	.....	6,196	.....	.....	.....	.....	479
Other British Possessions ... ..	300	128	196	168	.....	20	14	25	24	.....
TOTAL, BRITISH EMPIRE ... Lbs.	21,658	25,928	11,996	3,465	10,144	1,435	1,731	792	771	1,869
France ... ..	.....	.....	.....	500	4,654	.....	.....	.....	333	3,847
U. S. America ... ..	.....	.....	.....	.....	4,748	.....	.....	.....	.....	933
Holland ... ..	.....	.....	.....	.....	.....	.....	.....	.....	.....	.....
Turkey in Europe ... ..	.....	.....	.....	.....	.....	.....	.....	.....	.....	.....
Mosowah ... ..	35,950	4,625	19,330	7,850	1,233	2,398	310	1,566	1,047	650
North Africa—Morocco ... ..	.....	.....	.....	.....	.....	.....	.....	.....	.....	.....
Egypt, etc. ... ..	.....	.....	.....	.....	.....	.....	.....	.....	.....	.....
Hodaidah ... ..	.....	.....	.....	.....	224	.....	.....	.....	.....	96
Arabian Gulf Ports ... ..	8,423	5,778	.....	.....	1,571	561	384	.....	.....	268
Galzan ... ..	.....	3,500	.....	.....	.....	.....	587	.....	.....	.....
D'jibouti and Obokh ... ..	21,550	16,974	16,714	6,926	4,452	1,463	1,596	1,538	1,331	1,345
Jeddah ... ..	.....	25,700	1,000	.....	.....	.....	1,713	67	.....	.....
Mocha ... ..	.....	.....	.....	.....	.....	.....	.....	.....	.....	.....
Turkey Asiatic Levant and Black Sea ...	.....	.....	.....	.....	791	.....	.....	.....	.....	356
Persia ... ..	.....	.....	.....	.....	.....	.....	.....	.....	.....	.....
Other Foreign Countries ... ..	1,035	.....	1,849	1,057	70	69	.....	123	183	9
TOTAL, FOREIGN COUNTRIES ... Lbs.	66,957	61,577	39,293	16,393	17,742	4,490	4,590	3,379	3,399	6,363
TOTAL, BRITISH EMPIRE AND FOREIGN COUNTRIES ... Lbs.	88,616	87,505	50,589	19,853	27,886	5,925	6,324	4,071	4,170	8,221
<i>Piece-Goods (iii) (III O)—</i>										
Egypt ... ..	.....	.....	.....	.....	145	.....	.....	.....	.....	100
Other British Possessions ... ..	40	20	119	.....	60	5	2	32	.....	50
TOTAL, BRITISH EMPIRE ... Yds.	40	20	119	.....	215	5	2	32	.....	150
Mosowah ... ..	.....	.....	916	.....	300	.....	.....	351	.....	67
Arabian Gulf Ports ... ..	.....	.....	.....	.....	.....	.....	.....	.....	.....	.....
D'jibouti and Obokh ... ..	2,974	3,473	5,115	1,705	571	573	839	1,523	1,097	99
Other Foreign Countries ... ..	303	160	.....	658	374	48	30	.....	71	73
TOTAL, FOREIGN COUNTRIES ... Yds.	3,177	3,633	6,031	2,363	1,245	621	869	1,874	1,168	239
TOTAL, BRITISH EMPIRE AND FOREIGN COUNTRIES ... Yds.	3,317	3,653	6,150	2,363	1,459	626	861	1,906	1,168	368
<i>Shawls (iv) (III O)—</i>										
Other British Possessions ... No.	9	.....	.....	20	.....	4	.....	.....	13	.....
TOTAL, BRITISH EMPIRE ... No.	9	.....	.....	20	.....	4	.....	.....	13	.....
D'jibouti and Obokh ... ..	457	.....	.....	.....	.....	123	.....	.....	.....	.....
Other Foreign Countries ... ..	20	43	.....	9	69	7	14	.....	7	54
TOTAL, FOREIGN COUNTRIES ... No.	477	43	.....	9	69	130	14	.....	7	54
TOTAL, BRITISH EMPIRE AND FOREIGN COUNTRIES ... No.	486	43	.....	29	69	134	14	.....	20	54

SEA-BORNE TRADE.

GENERAL EXPORTS.

No. 8—continued.

759

TOTAL QUANTITIES and VALUE of ARTICLES EXPORTED—continued.

ARTICLES, AND COUNTRIES OF FINAL DESTINATION.	QUANTITIES.					VALUE.				
	1916-1917.	1917-1918.	1918-1919.	1919-1920.	1920-1921.	1916-1917.	1917-1918.	1918-1919.	1919-1920.	1920-1921.
<i>Textiles—continued</i> <i>Wool—continued.</i> <i>Manufactures—continued.</i> Other sorts (c) (III O)— Suakin and Port Sudan Lbs.	.....	.....	.....	.....	.....	.....	.....	.....	.....	.....
Zanzibar	2,000	.....	.....	.....	.....	138	.....	.....	.....	.....
Other British Possessions	506	77	65	701	818	85	10	4	53	34
<b>TOTAL, BRITISH EMPIRE</b> Lbs.	<b>2,506</b>	<b>77</b>	<b>65</b>	<b>701</b>	<b>818</b>	<b>123</b>	<b>10</b>	<b>4</b>	<b>53</b>	<b>34</b>
Italian East Africa Lbs.	1,400	.....	.....	.....	.....	93	.....	.....	.....	.....
Mocha	.....	.....	.....	.....	.....	.....	.....	.....	.....	.....
Hodaidah	.....	.....	.....	.....	.....	.....	.....	.....	.....	.....
Turkey in Asia	.....	.....	.....	.....	.....	.....	.....	.....	.....	.....
Djibouti and Obokh	.....	.....	.....	.....	.....	.....	.....	.....	.....	.....
Arabian Gulf Ports	2,173	.....	.....	.....	.....	145	.....	.....	.....	.....
Persia	1,113	1,890	.....	.....	4,873	74	122	.....	.....	374
Moscowah	1,025	.....	.....	.....	.....	88	.....	.....	.....	.....
Gaizan	.....	.....	.....	.....	.....	.....	.....	.....	.....	.....
Other Foreign Countries	400	521	254	1,000	335	27	35	17	87	16
Jeddah	.....	.....	.....	.....	.....	.....	.....	.....	.....	.....
<b>TOTAL, FOREIGN COUNTRIES</b> Lbs.	<b>6,111</b>	<b>2,411</b>	<b>254</b>	<b>1,000</b>	<b>4,907</b>	<b>407</b>	<b>157</b>	<b>17</b>	<b>87</b>	<b>300</b>
<b>TOTAL, BRITISH EMPIRE AND FOREIGN COUNTRIES</b> Lbs.	<b>8,617</b>	<b>2,488</b>	<b>319</b>	<b>1,701</b>	<b>5,125</b>	<b>575</b>	<b>178</b>	<b>21</b>	<b>140</b>	<b>434</b>
<b>TOTAL, WOOL AND WOOLLEN</b> Value.	.....	.....	.....	.....	.....	<b>7,268</b>	<b>7,875</b>	<b>8,000</b>	<b>5,735</b>	<b>9,087</b>
<b>TOTAL, VALUE TEXTILE RAW MATERIALS</b> Value.	.....	.....	.....	.....	.....	<b>8,060</b>	<b>8,083</b>	<b>10,879</b>	<b>5,978</b>	<b>8,341</b>
<b>TOTAL, VALUE YARNS AND TEXTILE FABRICS</b> Value.	.....	.....	.....	.....	.....	<b>1,448,962</b>	<b>1,264,134</b>	<b>2,367,123</b>	<b>2,142,642</b>	<b>1,863,610</b>
<b>TOTAL, VALUE TEXTILES, RAW AND MANUFACTURES</b> Value.	.....	.....	.....	.....	.....	<b>1,457,022</b>	<b>1,268,118</b>	<b>2,378,002</b>	<b>2,154,626</b>	<b>1,866,191</b>
<i>Tobacco—</i> <i>Manufactures (III O)—</i> Egypt Lbs.	924,673	745,692	1,007,493	993,003	796,990	21,211	23,698	26,184	41,661	61,479
Somaliand	153,147	136,086	127,666	109,783	76,313	2,068	2,067	2,452	2,912	2,306
Zanzibar	.....	.....	.....	.....	.....	.....	.....	.....	.....	.....
Perim	70,742	51,940	47,306	72,870	32,223	1,154	656	1,363	1,670	937
Suakin and Port Sudan	16,476	53,108	31,696	7,336	43,244	704	1,068	1,018	267	721
United Kingdom	.....	11,200	.....	.....	.....	.....	667	.....	.....	.....
India—Bombay	3,980	3,920	.....	6,316	.....	236	967	.....	218	.....
Other British Possessions	.....	.....	616	.....	2,305	.....	.....	17	.....	85
Straits Settlements	.....	.....	.....	2,016	1,653	.....	.....	.....	87	110
<b>TOTAL, BRITISH EMPIRE</b> Lbs.	<b>1,173,497</b>	<b>1,001,156</b>	<b>1,214,662</b>	<b>1,192,093</b>	<b>899,976</b>	<b>26,098</b>	<b>29,841</b>	<b>41,054</b>	<b>46,780</b>	<b>66,594</b>
Java Lbs.	.....	.....	.....	.....	.....	.....	.....	.....	.....	.....
Turkey in Asia	2,900	6,720	87,200	.....	.....	287	533	8,840	.....	.....
Moscowah	497,532	294,960	491,736	259,914	262,135	7,272	7,442	15,198	7,608	6,018
Dunkali Coast	76,880	672,532	876,308	49,938	86,642	1,597	15,183	10,648	1,047	1,031
Italian East Africa	7,728	936	.....	.....	.....	144	136	.....	.....	.....
Independent Somali Ports	.....	.....	.....	.....	.....	.....	.....	.....	.....	.....
Egypt	.....	.....	.....	.....	.....	.....	.....	.....	.....	.....
Jeddah	683,200	486,335	319,164	216,104	369,993	11,990	22,160	7,009	4,685	13,730
Grocco	.....	7,168	11,924	.....	.....	.....	607	607	.....	.....
Hodaidah	.....	.....	.....	408,802	1,453,194	.....	.....	.....	10,607	45,229
Mocha	320,980	.....	.....	841,365	896,000	4,673	.....	.....	22,410	26,103
Arabian Gulf Ports	831,012	306,825	274,631	39,956	27,121	14,259	7,214	7,251	860	922
Northern Africa	21,448	.....	30,160	.....	.....	1,200	.....	1,039	.....	.....
Confdah and Saliff	.....	.....	.....	.....	6,776	.....	.....	.....	.....	296
Gaizan	4,839,071	3,274,404	2,884,940	1,915,226	144,704	79,628	79,864	77,046	62,087	2,421
China	.....	.....	.....	1,120	.....	.....	.....	.....	300	.....
Djibouti and Obokh	429,156	318,715	249,184	294,476	180,822	7,578	5,260	7,412	8,517	4,979
United States of America	49,220	.....	.....	2,280	.....	3,667	.....	.....	122	.....
Lohia	.....	.....	.....	2,280	.....	.....	.....	.....	100	.....
Medi	.....	.....	.....	.....	774,300	.....	.....	.....	.....	22,226
Other Foreign Countries	84	224	2,022	2,203	2,220	2	7	30	69	24
Kamaran and Furean	166,726	139,834	26,222	62,753	26,462	2,213	2,655	728	1,746	726
<b>TOTAL, FOREIGN COUNTRIES</b> Lbs.	<b>7,032,496</b>	<b>5,410,463</b>	<b>4,715,371</b>	<b>4,082,516</b>	<b>4,161,168</b>	<b>126,086</b>	<b>122,120</b>	<b>121,641</b>	<b>110,066</b>	<b>122,544</b>
<b>TOTAL, BRITISH EMPIRE AND FOREIGN COUNTRIES</b> Lbs.	<b>8,105,992</b>	<b>6,411,619</b>	<b>5,930,033</b>	<b>5,274,609</b>	<b>5,051,134</b>	<b>172,184</b>	<b>161,971</b>	<b>173,695</b>	<b>157,846</b>	<b>189,138</b>





No. 8—continued.

TOTAL QUANTITIES and VALUE of ARTICLES EXPORTED—continued.

ARTICLES, AND COUNTRIES OF FINAL DESTINATION.	QUANTITIES.					VALUE.				
	1916-1917.	1917-1918.	1918-1919.	1919-1920.	1920-1921.	1916-1917.	1917-1918.	1918-1919.	1919-1920.	1920-1921.
<b>Tobacco—</b>										
<i>Manufactures—</i>										
<i>Other Sorts—(c) (III-O) —</i>										
Turkey in Asia ... .. Lbs.	2,408	8,064	...	...	...	192	893	...	...	...
Japan ... .. "	...	...	...	...	590	...	...	...	...	300
Mossawah ... .. "	8,634	11,638	23,178	1,064	2,178	713	888	2,430	111	87
Italian East Africa ... .. "	8,091	8,100	5,007	5,615	8,904	430	812	581	631	228
German East Africa ... .. "	...	...	...	3,129	...	...	...	...	341	...
Medi ... .. "	...	...	...	...	5,544	...	...	...	...	379
Lohia ... .. "	...	...	...	...	...	...	...	...	...	...
Austria ... .. "	...	...	...	...	...	...	...	...	...	...
Egypt ... .. "	...	...	...	...	...	...	...	...	...	...
Hodalidah ... .. "	...	...	...	11,035	17,380	...	...	...	672	877
Mokha ... .. "	...	...	...	1,199	...	...	...	...	78	...
Arabian Gulf Ports ... .. "	2,323	2,720	1,453	1,439	2,772	122	148	187	122	164
China ... .. "	1,288	1,640	1,120	2,870	2,129	233	207	123	800	600
France ... .. "	...	...	...	812	...	...	...	...	53	...
D'jibouti and Obokh ... .. "	12,797	7,588	...	4,310	11,549	1,167	1,181	...	297	809
Mozambique ... .. "	...	...	...	...	...	...	...	...	...	...
Jeddah ... .. "	632,783	1,210,548	685,022	314,938	425,198	20,677	67,372	83,318	28,658	30,065
Turkey in Europe ... .. "	...	...	...	...	...	...	...	...	...	...
Galisan ... .. "	6,272	100,812	21,622	27,252	1,688	107	2,007	1,220	1,720	102
Coufidah ... .. "	...	...	...	1,880	1,344	...	...	...	67	108
Other Foreign Countries ... .. "	1,112	981	836	68	892	58	78	83	9	67
Kamaran and Fursan ... .. "	...	...	2,676	2,297	1,232	...	...	205	252	127
Bunkali Coast ... .. "	...	...	...	...	...	...	...	...	...	...
<b>TOTAL, FOREIGN COUNTRIES ... Lbs.</b>	<b>875,747</b>	<b>1,361,908</b>	<b>711,021</b>	<b>377,887</b>	<b>461,813</b>	<b>22,551</b>	<b>77,224</b>	<b>23,107</b>	<b>29,121</b>	<b>22,294</b>
<b>TOTAL, BRITISH EMPIRE AND FOREIGN COUNTRIES ... Lbs.</b>	<b>783,746</b>	<b>1,451,919</b>	<b>783,540</b>	<b>390,365</b>	<b>460,072</b>	<b>42,616</b>	<b>86,914</b>	<b>29,907</b>	<b>30,062</b>	<b>24,004</b>
<b>TOTAL, TOBACCO ... Lbs.</b>	<b>10,181,079</b>	<b>8,000,438</b>	<b>6,881,768</b>	<b>5,783,661</b>	<b>5,718,625</b>	<b>243,050</b>	<b>266,486</b>	<b>296,827</b>	<b>212,923</b>	<b>248,119</b>
<b>Toys and requisites for games and sports including fishing tackle (other than Fire Arms) (III-P)—</b>										
Perim ... .. Value.	...	...	...	...	...	...	...	...	...	127
Egypt ... .. "	...	...	...	...	...	...	...	187	...	...
Suskin and Port Soudan ... .. "	...	...	...	...	...	...	...	...	...	...
Zaghar ... .. "	...	...	...	...	...	...	...	...	...	...
Somalland ... .. "	...	...	...	...	...	...	...	...	119	...
Other British Possessions ... .. "	...	...	...	...	...	...	...	...	...	168
<b>TOTAL, BRITISH EMPIRE ... Value.</b>	...	...	...	...	...	100	120	271	119	295
D'jibouti and Obokh ... .. Value.	...	...	...	...	...	75	219	210	265	72
Hodalidah ... .. "	...	...	...	...	...	...	...	...	...	...
Mossawah ... .. "	...	...	...	...	...	...	...	...	...	...
Other Foreign Countries ... .. "	...	...	...	...	...	55	18	9	77	122
<b>TOTAL, FOREIGN COUNTRIES ... Value.</b>	...	...	...	...	...	120	238	220	472	194
<b>TOTAL, BRITISH EMPIRE AND FOREIGN COUNTRIES ... Value.</b>	...	...	...	...	...	200	377	639	561	609
<b>Umbrellas, including parasols and sun-shades (III-P)—</b>										
Somalland ... .. Nos.	667	...	...	...	...	77	...	...	...	...
Other British Possessions ... .. "	...	180	288	12	20	...	18	26	2	5
<b>TOTAL, BRITISH EMPIRE ... Nos.</b>	<b>667</b>	<b>180</b>	<b>288</b>	<b>12</b>	<b>20</b>	<b>77</b>	<b>18</b>	<b>26</b>	<b>2</b>	<b>5</b>
D'jibouti and Obokh ... .. Nos.	1,278	1,002	4,290	1,200	1,215	122	219	707	265	625
Italian East Africa ... .. "	...	...	...	...	...	...	...	...	...	...
Other Foreign Countries ... .. "	23	200	...	...	144	5	48	...	...	16
<b>TOTAL, FOREIGN COUNTRIES ... Nos.</b>	<b>1,280</b>	<b>2,007</b>	<b>4,290</b>	<b>1,200</b>	<b>1,362</b>	<b>128</b>	<b>268</b>	<b>707</b>	<b>266</b>	<b>701</b>

GENERAL EXPORTS.

SEA-BORNE TRADE.

No. 8—continued.

762

TOTAL QUANTITIES and VALUE of ARTICLES EXPORTED—continued.

ARTICLES, AND COUNTRIES OF FINAL DESTINATION.	QUANTITIES.					VALUE.				
	1916-1917.	1917-1918.	1918-1919.	1919-1920.	1920-1921.	1916-1917.	1917-1918.	1918-1919.	1919-1920.	1920-1921.
Wax of all kinds, other than paraffin wax, (excluding candles) (II-G)—										
Egypt .....					25					111
India—Bombay .....	281	101				1,620	564			
Perin .....					81					124
United Kingdom .....	1,381	4,467	178	3,352	118	8,055	36,439	1,187	22,306	646
Other British Possessions .....			19	5		4	3	59	31	
<b>TOTAL, BRITISH EMPIRE .....</b>	<b>1,662½</b>	<b>4,568½</b>	<b>197</b>	<b>3,259</b>	<b>174</b>	<b>9,679</b>	<b>37,065</b>	<b>1,246</b>	<b>22,427</b>	<b>873</b>
Austria .....					94					67
Djibouti and Obokh .....				322					1,000	
France .....	132			349		813			1,153	
Germany .....										
Belgium .....										
Greece .....			328					2,467		
Other Foreign Countries in Europe .....										
Arabian Gulf Ports .....										
Italy .....										
United States .....			612	160	18			3,420	1,200	100
Turkey in Asia .....										
German East Africa .....										
Other Foreign Countries .....					53					63
<b>TOTAL, FOREIGN COUNTRIES .....</b>	<b>122</b>		<b>970</b>	<b>631</b>	<b>181</b>	<b>813</b>		<b>5,887</b>	<b>3,253</b>	<b>678</b>
<b>TOTAL, BRITISH EMPIRE AND FOREIGN COUNTRIES .....</b>	<b>1,784½</b>	<b>4,568½</b>	<b>1,167</b>	<b>4,089</b>	<b>355</b>	<b>10,492</b>	<b>37,065</b>	<b>7,133</b>	<b>25,700</b>	<b>1,541</b>
Wood and Timber—										
<i>Timber, other than railway sleepers—</i>										
<i>Teak wood—(a) (II-I)—</i>										
Other British Possessions .....										
<b>TOTAL, BRITISH EMPIRE .....</b>										
Djibouti and Obokh .....										
Other Foreign Countries .....										
<b>TOTAL, FOREIGN COUNTRIES .....</b>										
<b>TOTAL, BRITISH EMPIRE AND FOREIGN COUNTRIES .....</b>										
<i>Other Timber—(b) (II-I)—</i>										
Scandinavia .....	20				12	236				68
Zanzibar .....										
Swahin .....										
Other British Possessions .....	1	1		12	23	18	7		55	122
Perin .....					23					319
<b>TOTAL, BRITISH EMPIRE .....</b>	<b>21</b>	<b>1</b>		<b>12</b>	<b>57</b>	<b>254</b>	<b>7</b>		<b>55</b>	<b>507</b>
Pania .....										
Gaza .....				53	60				85	167
Mombasa .....	14			18	4	187			250	167
Independent Somali Ports .....										
Italian East Africa .....										
Egypt .....										
Jeddah .....		55		48	10		613		296	118
Lohe .....										
Hudaidah .....					13					143
Furan .....				7	23				167	467
Mokha .....										
Arabian Gulf Ports .....	63					307				
Muscat .....				67	26				217	467
Djibouti .....					58					771
Coofdah .....										
Other Foreign Countries .....	20	55	18	5	17	140	84	5	111	158
Turkey in Asia .....										
<b>TOTAL, FOREIGN COUNTRIES .....</b>	<b>87</b>	<b>70</b>	<b>18</b>	<b>193</b>	<b>209</b>	<b>534</b>	<b>697</b>	<b>5</b>	<b>1,120</b>	<b>2,448</b>
<b>TOTAL, BRITISH EMPIRE AND FOREIGN COUNTRIES .....</b>	<b>103</b>	<b>71</b>	<b>18</b>	<b>210</b>	<b>336</b>	<b>778</b>	<b>704</b>	<b>5</b>	<b>2,181</b>	<b>2,897</b>

TOTAL QUANTITIES and VALUE of ARTICLES EXPORTED—continued.

ARTICLES, AND COUNTRIES OF FINAL DESTINATION.	QUANTITIES.					VALUE.				
	1916-1917.	1917-1918.	1918-1919.	1919-1920.	1920-1921.	1916-1917.	1917-1918.	1918-1919.	1919-1920.	1920-1921.
<b>Wood and Timber—continued.</b>										
<i>Firewood—(a) (II-J)—</i>										
Other British Possessions ... Tons.	4					4				
<b>TOTAL, BRITISH EMPIRE ... Tons.</b>	<b>4</b>					<b>4</b>				
Bahrain Island ... Tons.					85					100
Other Foreign Countries ... Tons.				5	54				3	61
<b>TOTAL, FOREIGN COUNTRIES ... Tons.</b>				<b>5</b>	<b>139</b>				<b>3</b>	<b>164</b>
<b>TOTAL, BRITISH EMPIRE AND FOREIGN COUNTRIES ... Tons.</b>	<b>4</b>			<b>5</b>	<b>139</b>	<b>4</b>			<b>3</b>	<b>164</b>
<b>Wood—</b>										
<i>Ornamental wood—</i>										
<i> Ebony—(b) (I-II)—</i>										
Other Foreign Countries ... Value.										
<b>TOTAL, FOREIGN COUNTRIES ... Value.</b>										
<b>TOTAL, BRITISH EMPIRE AND FOREIGN COUNTRIES ... Value.</b>										
<i>Sandal—(b) (i) (II-J)—</i>										
Egypt ... Tons.				1					100	
Suakin, etc. ... Tons.				1		903				
Other British Possessions ... Tons.				1		30	5	60	49	18
<b>TOTAL BRITISH EMPIRE ... Tons.</b>				<b>3</b>	<b>1</b>	<b>932</b>	<b>5</b>	<b>46</b>	<b>203</b>	<b>16</b>
Galzan ... Tons.				1					375	
Arabian Gulf Ports ... Tons.								158		
Italian East Africa ... Tons.				1		68			106	
Djibouti and Obokh ... Tons.				1	3			277	74	74
Other Foreign Countries ... Tons.				1	4	86	74	23	83	164
<b>TOTAL, FOREIGN COUNTRIES ... Tons.</b>				<b>5</b>	<b>6</b>	<b>154</b>	<b>74</b>	<b>458</b>	<b>640</b>	<b>234</b>
<b>TOTAL, BRITISH EMPIRE AND FOREIGN COUNTRIES ... Tons.</b>				<b>3</b>	<b>61</b>	<b>986</b>	<b>79</b>	<b>484</b>	<b>843</b>	<b>344</b>
<i>Other kinds—(b) (ii) (II-J)—</i>										
Somaliand ... Value.										
Other British Possessions ... Value.						3			27	
<b>TOTAL, BRITISH EMPIRE ... Value.</b>						<b>3</b>			<b>27</b>	
Dunkah Coast ... Value.										
Jeddah ... Value.										
Farsan ... Value.										
Persia ... Value.										
Other Foreign Countries ... Value.						11	3			
<b>TOTAL, FOREIGN COUNTRIES ... Value.</b>						<b>11</b>	<b>3</b>			
<b>TOTAL, BRITISH EMPIRE AND FOREIGN COUNTRIES ... Value.</b>						<b>14</b>	<b>3</b>		<b>27</b>	
<b>Manufactures of wood, other than furniture and cabinetware (III-G)—</b>										
Ceylon ... Value.								100		
United Kingdom ... Value.						1,714	121			1,639
Smallland ... Value.						68				
India—Bombay ... Value.						239	306			
Other British Possessions ... Value.						29	83	85	73	40
<b>TOTAL, BRITISH EMPIRE ... Value.</b>						<b>2,040</b>	<b>454</b>	<b>185</b>	<b>73</b>	<b>1,679</b>
Morawah ... Value.						71				
Hodeidah ... Value.										
Arabian Gulf Ports ... Value.									98	217
Djibouti and Obokh ... Value.									78	
Turkey in Asia ... Value.										
Independent Small Ports ... Value.						85				
Muskat ... Value.										
Other Foreign Countries ... Value.						21	15	148	97	117
<b>TOTAL, FOREIGN COUNTRIES ... Value.</b>						<b>249</b>	<b>135</b>	<b>149</b>	<b>163</b>	<b>234</b>
<b>TOTAL, BRITISH EMPIRE AND FOREIGN COUNTRIES ... Value.</b>						<b>2,289</b>	<b>589</b>	<b>334</b>	<b>236</b>	<b>1,913</b>
<b>TOTAL, WOOD AND TIMBER ... Value.</b>						<b>4,076</b>	<b>1,429</b>	<b>773</b>	<b>2,880</b>	<b>5,273</b>

GENERAL EXPORTS.

SEA-BORNE TRADE.

No. 8—continued.

764 TOTAL QUANTITIES and VALUE of ARTICLES EXPORTED—continued.

ARTICLES, AND COUNTRIES OF FINAL DESTINATION.	QUANTITIES.					VALUES.				
	1916-1917.	1917-1918.	1918-1919.	1919-1920.	1920-1921.	1916-1917.	1917-1918.	1918-1919.	1919-1920.	1920-1921.
<b>Articles exported by Post (IV)—</b>						\$	\$	\$	\$	\$
Egypt ... .. Value.						3,724	1,381		2,413	2,216
United Kingdom ... ..						7,030	2,880	6,507	12,034	26,227
S. Maliland ... ..						87	319	701	1,010	2,650
Zanzibar ... ..						2,794	1,280	1,158	2,180	4,708
Mauritius and Dependencies ... ..										
Ceylon ... ..						100				
Straits Settlements ... ..						140	675		1,008	2,044
Australia ... ..						1,073	1,183			
Gibraltar ... ..								163		
India—Bombay ... ..						17,289	87,311	6,608	7,885	22,243
Other British Possessions ... ..						54	111	61		
<b>TOTAL, BRITISH EMPIRE ... Value.</b>						<b>32,060</b>	<b>45,025</b>	<b>15,196</b>	<b>26,228</b>	<b>62,118</b>
France ... .. Value.						109				
Italy ... ..						133				
Austria ... ..										
Mosawah ... ..										
Mozambique ... ..										
German East Africa ... ..										
China ... ..						77	428	75	413	691
Djibouti and Obokh ... ..						141	135		1,659	3,873
Madagascar ... ..						2,511	210			
Other Foreign Countries ... ..						8	124	45		
Portuguese East Africa ... ..										
Italian East Africa ... ..						183	1,347		3,098	2,013
<b>TOTAL, FOREIGN COUNTRIES ... Value.</b>						<b>3,161</b>	<b>2,242</b>	<b>130</b>	<b>5,368</b>	<b>6,577</b>
<b>TOTAL, BRITISH EMPIRE AND FOREIGN COUNTRIES ... Value.</b>						<b>35,221</b>	<b>47,267</b>	<b>15,326</b>	<b>31,596</b>	<b>68,695</b>
<b>All other Articles of Merchandise—</b>										
<b>Unmanufactured (II J)—</b>										
Somaliland ... .. Value.									71	139
Egypt ... ..									303	
India—Bombay ... ..										100
Other British Possessions ... ..						3	2	13	71	52
Perim ... ..									142	130
Suakin and Port Sudan ... ..										81
<b>TOTAL, BRITISH EMPIRE ... Value.</b>						<b>3</b>	<b>2</b>	<b>13</b>	<b>688</b>	<b>480</b>
Medi ... .. Value.										156
Galkan ... ..									644	
Kamuran and Furma ... ..									106	81
Arabian Gulf Ports ... ..									1,802	771
Italian East Africa ... ..									663	531
Mokha ... ..									170	1,137
Masawah ... ..									197	164
Hodeldah ... ..										231
Other Foreign Countries ... ..						5	31	1	158	117
Independent Somali Ports ... ..									919	353
<b>TOTAL, FOREIGN COUNTRIES ... Value.</b>						<b>5</b>	<b>31</b>	<b>1</b>	<b>4,659</b>	<b>3,571</b>
<b>TOTAL, BRITISH EMPIRE AND FOREIGN COUNTRIES ... Value.</b>						<b>8</b>	<b>33</b>	<b>14</b>	<b>5,245</b>	<b>4,057</b>
<b>Manufactured (III-P)—</b>										
Egypt ... .. Value.							2,539	3,624		
United Kingdom ... ..										120
Somaliland ... ..						333	516	458	254	422
Zanzibar and Pemba ... ..						1,143		271		86
Perim ... ..						164	123	215		268
India—Bombay ... ..									92	
Other British Possessions ... ..						77	129	81	139	75
Suakin and Port Sudan ... ..						93	324			283
<b>TOTAL, BRITISH EMPIRE ... Value.</b>						<b>1,800</b>	<b>3,700</b>	<b>4,659</b>	<b>486</b>	<b>1,258</b>

ARTICLES, AND COUNTRIES OF FINAL DESTINATION.	QUANTITIES.					VALUE.				
	1916-1917.	1917-1918.	1918-1919.	1919-1920.	1920-1921.	1916-1917.	1917-1918.	1918-1919.	1919-1920.	1920-1921.
All other articles of merchandise—continued.						£	£	£	£	£
<i>Manufactured (III, F)—continued.</i>										
Moscowah ... .. Value.						125	78	664	808	208
Hodiddah ... .. Value.								1,803	1,716	
Italian East Africa ... .. Value.						225		105	370	128
Arabian Gulf Ports ... .. Value.						623	482	823	1,279	318
Medi ... .. Value.										315
Jeddah ... .. Value.						2,006	313		148	140
Muskat ... .. Value.										
Japan ... .. Value.						130				
Djibouti and Obokh ... .. Value.						2,719	940	1,333	1,213	2,703
Galzan ... .. Value.						4,914	2,809	78	1,558	168
Mokha ... .. Value.									280	316
Independent Somali Ports ... .. Value.									73	
Other Foreign Countries ... .. Value.						231	99	303	197	163
Italy ... .. Value.										67
<b>TOTAL, FOREIGN COUNTRIES ... Value.</b>						<b>11,661</b>	<b>4,679</b>	<b>2,243</b>	<b>7,354</b>	<b>6,319</b>
<b>TOTAL, BRITISH EMPIRE AND FOREIGN COUNTRIES ... Value.</b>						<b>13,467</b>	<b>8,979</b>	<b>6,613</b>	<b>7,539</b>	<b>7,574</b>
<b>GRAND TOTAL OF VALUE EXPORTS (exclusive of Government Stores)—</b>										
United Kingdom ... .. Value.						636,311	296,469	234,818	706,009	269,392
Somaland ... .. Value.						307,941	212,946	246,304	330,917	303,416
Zanzibar and Pemba ... .. Value.						73,408	24,013	18,495	35,119	17,675
Egypt ... .. Value.						156,011	480,600	364,894	239,260	331,045
Cape Colony ... .. Value.										67
Gibraltar ... .. Value.							195	163		233
Natal ... .. Value.										
Mauritius and Dependencies ... .. Value.						3,444	2,167	336	690	2,671
Perim ... .. Value.						17,451	10,678	16,723	19,866	26,326
Hong-Kong ... .. Value.										667
Ceylon ... .. Value.						961	129	144		1,183
Bahrain Island ... .. Value.										1,412
Straits Settlements ... .. Value.						575	2,608	533	9,048	18,328
Australia ... .. Value.						7,377	5,238	5,001	5,419	8,150
New Zealand ... .. Value.						290			290	
Seychelles ... .. Value.						2,333	2,665	119		
Canada ... .. Value.						600				600
Suakin and Port Soudan ... .. Value.						164,539	106,161	70,502	54,699	121,351
India—Bombay ... .. Value.						314,453	116,367	101,630	240,774	268,799
—Karachi ... .. Value.						2,770	80		5,235	296
—Calcutta ... .. Value.						61,027	186,779	120,906	141,391	179,606
—Cutch ... .. Value.						5	79	226	309	
—Bangoon (Burmah) ... .. Value.						14,009	6,780	6,000	9,000	6,267
—Madras ... .. Value.										447
Other Ports ... .. Value.										
Other British Possessions ... .. Value.						57	4		51	18
<b>TOTAL, BRITISH EMPIRE ... Value.</b>						<b>1,664,661</b>	<b>1,447,046</b>	<b>1,166,060</b>	<b>1,926,687</b>	<b>1,317,908</b>
Norway ... .. Value.										1,480
Austria ... .. Value.									1,020	4,330
France ... .. Value.						76,393	56,905	72,389	466,726	100,571
Germany ... .. Value.										6,768
Belgium ... .. Value.									2,876	1,549
Holland ... .. Value.										2,227
Italy ... .. Value.						81,604	29,269	29,152	33,519	13,540
Spain ... .. Value.						5,233			16,300	6,943
Turkey in Europe ... .. Value.									107	
Greece ... .. Value.							667	16,924	10,668	1,333
Russia ... .. Value.						6,107	3,000			
Other Countries in Europe ... .. Value.						28				

ARTICLES, AND COUNTRIES OF FINAL DESTINATION.	QUANTITIES.					VALUE.				
	1916-1917.	1917-1918.	1918-1919.	1919-1920.	1920-1921.	1916-1917.	1917-1918.	1918-1919.	1919-1920.	1920-1921.
<b>GRAND TOTAL OF VALUE OF EXPORTS (exclusive of Government Stores)—continued.</b>						£	£	£	£	£
Asiatic Turkey, Persian Gulf ... Value.									6,600	11,712
North Africa, Morocco, etc.						1,783	388	1,038	63	20
Moscowah						259,918	137,405	374,058	247,117	339,324
Dankali Coast						18,985	30,958	23,483	18,409	11,911
Independent Somali Ports						61,431	38,283	56,061	73,909	84,340
Mozambique						205	1,107	200	250	1,777
Italian East Africa						86,238	113,038	236,992	192,304	144,609
German East Africa									691	1,397
Re-Union						458	223	200		
Madagascar						14,117	10,951	3,293	20,068	9,944
Egypt, etc.										
United States of America						436,650	89,443	811,345	1,288,302	228,021
Jeddah						84,088	104,280	42,508	34,215	86,371
Konfddah									8,891	11,711
Gaizan						326,783	217,653	344,091	379,748	77,28
Lobia								67	7,960	9,01
Hodaidah								1,875	195,044	4,380
Farsan, etc.						13,237	6,832	6,000	12,178	8,556
Mokha						7,150			146,795	112,064
Arabian Gulf Ports						179,690	183,001	291,823	181,841	211,738
Muscat						2,531	3,597	3,835	3,336	8,718
China						2,736	1,768	1,058	2,740	3,253
Japan						8,905	2,695	17,537	1,499	1,824
Denmark										647
Bahrein Islands									3,224	
Persia						1,618	213	1,591	932	1,650
Medi										133,731
Other Countries in Asia										
Djibouti and Obokh						782,318	327,978	1,394,875	1,067,852	759,233
Slam										
Philippine Islands								8,521		
Malta										
Switzerland									1,700	
Sweden									1,380	3,727
Other Foreign Countries						8				41
Portuguese East Africa										
<b>TOTAL, FOREIGN COUNTRIES ... Value.</b>						<b>2,480,683</b>	<b>1,861,129</b>	<b>3,350,369</b>	<b>4,366,834</b>	<b>2,801,510</b>
<b>TOTAL, BRITISH EMPIRE AND FOREIGN COUNTRIES ... Value.</b>						<b>4,175,309</b>	<b>3,429,178</b>	<b>4,586,949</b>	<b>6,292,691</b>	<b>4,119,619</b>
<b>Treasure—</b>										
<b>Gold—</b>										
United Kingdom ... Value.						2,818				
Somaliand										
Zanzibar						4,000				
Egypt										29
Ceylon										
Straits Settlements										
India—Bombay						127,271	25,991			618,981
Karachi										
Calcutta										
Other British Possessions										
<b>TOTAL, BRITISH EMPIRE ... Value.</b>						<b>134,089</b>	<b>25,991</b>			<b>618,981</b>
Turkey in Europe ... Value.										
France										
Moscowah										
Dankali Coast										
Hodaidah										

No. 8—continued.

TOTAL QUANTITIES and VALUE of ARTICLES EXPORTED—continued.

767

ARTICLES, AND COUNTRIES OF FINAL DESTINATION.	QUANTITIES.					VALUE.				
	1916-1917.	1917-1918.	1918-1919.	1919-1920.	1920-1921.	1916-1917.	1917-1918.	1918-1919.	1919-1920.	1920-1921.
<b>Treasure—continued.</b>						£	£	£	£	£
<i>Gold—continued.</i>										
Arabian Gulf Ports ... .. Value.						218	200			
U. S. of America ... .. Value.										4,000
Turkey in Asia ... .. Value.										
Independent Somali Ports ... .. Value.										
Italian East Africa ... .. Value.										
Jeddah ... .. Value.										
Kamran ... .. Value.										
North Africa, Morocco, etc. ... .. Value.										
Muscat ... .. Value.										
Austria ... .. Value.										
D'Jibouti and Obokh ... .. Value.										
German East Africa ... .. Value.										
<b>TOTAL, FOREIGN COUNTRIES ... Value.</b>						<b>218</b>	<b>200</b>			<b>4,000</b>
<b>TOTAL, BRITISH EMPIRE AND FOREIGN COUNTRIES ... Value.</b>						<b>134,302</b>	<b>30,191</b>			<b>616,108</b>
<i>Silver—</i>										
Ceylon ... .. Value.										
Suakin and Port Soudan ... .. Value.										
Somaliland ... .. Value.						17,333	18,033	14,000	5,003	6,667
United Kingdom ... .. Value.						161,977			3,878	63,667
Zanzibar ... .. Value.						2,638				
Perim ... .. Value.						9,344	7,967	8,347	11,648	30,147
Straits Settlements ... .. Value.										
Mauritius, etc. ... .. Value.										
India—Bombay ... .. Value.						108,506	119,479		37,363	335,018
—Calcutta ... .. Value.										
Other British Possessions ... .. Value.										
<b>TOTAL, BRITISH EMPIRE ... Value.</b>						<b>284,908</b>	<b>149,499</b>	<b>19,347</b>	<b>56,777</b>	<b>814,647</b>
Gairan ... .. Value.									21,084	
Holland ... .. Value.										
France ... .. Value.										
Moscowah ... .. Value.										
Dankali Coast ... .. Value.										1,000
Hodaidah ... .. Value.										
Arabian Gulf Ports ... .. Value.						9,351	3,791	1,144	19,081	107,298
Farsan, etc. ... .. Value.						736		172		
Persia ... .. Value.										8,640
Turkey Asiatic Persian Gulf ... .. Value.						967				
North Africa, Morocco, etc. ... .. Value.										
Independent Somali Ports ... .. Value.						3,253	2,033			100
Italian East Africa ... .. Value.						202			810	6,241
D'Jibouti and Obokh ... .. Value.						8,438			908	
Egypt, etc. ... .. Value.										
Jeddah ... .. Value.										113
Muscat ... .. Value.										
Mokha ... .. Value.										
Austria ... .. Value.										
Madagascar ... .. Value.						367				
Lohia ... .. Value.										
Konfdah ... .. Value.										
Other Foreign Countries ... .. Value.										47
<b>TOTAL, FOREIGN COUNTRIES ... Value.</b>						<b>62,206</b>	<b>4,834</b>	<b>1,816</b>	<b>43,999</b>	<b>116,436</b>
<b>TOTAL, BRITISH EMPIRE AND FOREIGN COUNTRIES ... Value.</b>						<b>306,308</b>	<b>149,223</b>	<b>20,563</b>	<b>90,985</b>	<b>671,136</b>
<b>TOTAL, VALUE OF TREASURE ... Value.</b>						<b>412,505</b>	<b>174,814</b>	<b>20,468</b>	<b>98,575</b>	<b>1,010,237</b>
<b>TOTAL, VALUE OF PRIVATE MERCHANDISE ... Value.</b>						<b>4,178,309</b>	<b>3,429,178</b>	<b>6,836,949</b>	<b>6,302,601</b>	<b>6,119,417</b>
<b>GRAND TOTAL VALUE OF PRIVATE MERCHANDISE AND TREASURE ... Value.</b>						<b>4,617,814</b>	<b>3,609,692</b>	<b>6,857,417</b>	<b>6,391,176</b>	<b>7,189,654</b>

*Estimated value of Articles of Merchandise imported from the interior of Arabia by Land into Aden, during the Official Year 1920-21.*

Names of Articles.	Denomination.	Total, Loads or Number.	Average Rate.	Per	Value
			Rs. a.		Rs. a. p.
<b>Animals, Living—</b>					
Horses	No.	2	150 0	One.	300 0 0
Camels	"	...	...	...	...
Bullocks	"	320	65 0	One.	20,800 0 0
Cows	"	1,201	50 0	"	60,050 0 0
Milch Cows	"	...	...	...	...
Calves	"	747	30 0	One.	22,410 0 0
Sheep	"	1,177	10 0	"	11,770 0 0
Goats	"	13,606	8 0	"	1,08,348 0 0
Kids and Lambs	"	2,352	8 0	"	7,056 0 0
Deer	"	20	2 0	"	40 0 0
Monkeys	"	4	1 8	"	6 0 0
Donkeys	"	...	...	...	...
<b>Building and Engineering Materials—</b>					
Jowlies	Camel-load.	134	8 6	Load.	452 0 0
Reeds	"	164	7 0	"	1,148 0 0
<b>Coffee—</b>					
Clean	"	1,378	210 0	Load.	2,89,330 0 0
Berries	"	982	168 0	"	1,64,976 0 0
<b>Cotton—</b>					
Raw	"	16	120 0	Load.	1,920 0 0
Piece-goods	"	...	...	...	...
<b>Cordage and Rope</b>	"	...	...	...	...
<b>Drugs, Medicines and Narcotics (excluding Chemicals)—</b>					
Senna	"	...	...	...	...
Galangal	"	...	...	...	...
Alocs	"	35	120 0	Load.	4,200 0 0
Kat	"	2,010	145 0	"	2,91,450 0 0
Agar	"	58	42 0	"	2,226 0 0
<b>Tobacco—</b>					
Unmanufactured	"	...	...	...	...
<b>Chemicals—</b>					
Potash	"	...	...	...	...
Alkali	"	220	7 0	Load.	1,540 0
<b>Dyeing and Tanning Materials—</b>					
Henna	"	148	35 0	Load.	5,005 0 0
Manjit	"	6	100 0	"	600 0 0
Waras or Safflower	"	27	240 0	"	6,480 0 0
Dyeing, other sorts	"	...	...	...	...
<b>Earthenware and Porcelain (excluding earthenware piping)</b>	"	65	50 0	Load.	3,250 0 0
<b>Fodder—</b>					
Kirboe	"	28,805	8 0	Load.	2,30,440 0 0
Grass	"	4,839	12 0	"	58,068 0 0
Oil cakes	"	19	21 0	"	399 0 0
Bair Fruits	"	88	15 0	"	570 0 0
Fruits, Fresh	"	6,802	30 0	"	2,04,060 0 0
Garils	"	88	55 0	"	4,565 0 0
Vegetables, Fresh	"	8,515	7 0	"	59,605 0 0
Potatoes	"	1,548	25 0	"	38,700 0 0
<b>Fuel—</b>					
Charcoal	"	7,284	6 0	Load.	43,704 0 0
Firewood	"	42,076	8 8	"	1,47,268 0 0
<b>Flowers of all kinds</b>	"	...	...	...	...
<b>Grain and Pulse—</b>					
Jowari	"	378	21 0	Load.	7,938 0 0
Bajri	"	164	30 0	"	4,920 0 0
Oats	"	...	...	...	...
Pulse	"	4	40 0	Load.	160 0 0
Beans and Peas	"	310	35 0	"	10,850 0 0
Indian Corn	"	424	10 0	"	4,240 0 0
Barley	"	...	...	...	...
Wheat	"	9	30 0	Load.	270 0 0
Other sorts	"	...	...	...	...
Bajri flour	"	19	15 0	Load.	180 0 0
Gasal (powder)	"	49	14 0	"	686 0 0
Gum, Myrrh	"	8	84 0	"	672 0 0
Spices, Black pepper	"	...	...	...	...



IMPORTS.  
YEAR 1920-1921.

ADEN—INLAND TRADE.

No. 9—continued.

Estimated value of Articles of Merchandise imported from the interior of Arabia  
by Land into Aden, during the Official Year 1920-21—continued.

Names of Articles.	Denomination.	Total, Loads or Number.	Average	Per	Value.
			Rate.		
			Ra. a.		Ra. a. p.
Hides and Skins—	Scores.				
Hides, raw	6,648	323	96 0	Load.	31,008 0 0
Skins, raw	12,640	652	64 0	"	40,448 0 0
Skins, tanned	...	...	...	.....	.....
Hamp, Cordage	...	1	50 0	Load.	50 0 0
Jute Gunny Bags	...	...	...	.....	.....
Leather shoes, Arabic	...	...	...	.....	.....
Mauure, Animal Bones	...	...	...	.....	.....
Mats and Matting	...	...	...	.....	.....
Mat Bags	...	31	35 0	Load.	1,085 0 0
Mat Baskets	...	4	40 0	"	160 0 0
Oil, Jingili	...	...	...	.....	.....
Perfumery (Rose water)	...	3	100 0	Load.	300 0 0
Plants, Living	...	...	...	.....	.....
Provisions—					
Walnuts	...	6	60 0	Load.	360 0 0
Honey	...	1	180 0	"	180 0 0
Ghee	...	991	224 0	"	2,21,984 0 0
Tamarind	...	12	20 0	"	240 0 0
Fowls	...	38	100 0	Load.	3,800 0 0
Eggs	...	534	90 0	"	48,060 0 0
Fruits, dried Plums	...	92	60 0	Load.	5,520 0 0
Provision, Almonds	...	3	480 0	"	1,440 0 0
Raisins	...	28	141 0	"	3,912 0 0
Seeds—					
Cotton	...	1	36 0	Load.	36 0 0
Poppy	...	...	...	.....	.....
Til or Jinjili	...	43	60 0	Load.	2,580 0 0
Mustard	...	...	...	.....	.....
Fenugreek	...	14	40 0	Load.	560 0 0
Scap nuts	...	2	120 0	Load.	240 0 0
Sand Black	...	...	...	.....	.....
Articles of Stones	...	...	...	.....	.....
Wax, Bees	...	5	160 0	Load.	800 0 0
Wood—					
Other kinds	...	...	...	.....	.....
Manufactures	...	2	35 0	Load.	70 0 0
Wool—					
Raw	...	...	...	.....	.....
Manufactures—					
Carpets	...	...	...	.....	.....
All Other Articles Manufactured	...	...	...	.....	.....
Treasure—					
Silver Coin	...	...	...	.....	.....
Government of India	...	...	...	.....	.....
Gold—British Sovereign	...	...	...	.....	.....
				Total Rupees	21,82,923 0 0
				Sterlings £	145,488 0 0

IMPORTS.  
YEAR 1920-1921.

ADEN—RAIL TRADE.

No. 9-A.—continued.

Estimated Value of Articles of Merchandise imported from the interior of Arabia,  
by Rail into Aden, during the official year 1920-1921.

Names of Articles.	Denomina- tion.	Total, Loads or Number.	Average Rate.	Per.	Value.
					Rs. a. p.
<b>Animals, Living:—</b>					
Horses	No.	...	.....	.....	.....
Camels	"	...	.....	.....	.....
Bullocks	"	...	.....	.....	.....
Cows	"	...	.....	.....	.....
Milch Cows	"	...	.....	.....	.....
Calves	"	...	.....	.....	.....
Sheep	"	...	.....	.....	.....
Goats	"	...	.....	.....	.....
Kids and Lambs	"	...	.....	.....	.....
Deer	"	...	.....	.....	.....
Monkeys	"	...	.....	.....	.....
Donkeys	"	...	.....	.....	.....
<b>Building and Engineering Materials:—</b>					
Jowlies	Camel load	...	.....	.....	.....
Reeds	"	...	.....	.....	.....
<b>Coffee:—</b>					
Clean	"	1,189	210 0	Load.	2,49,690 0 0
Barries	"	89	168 0	"	14,952 0 0
<b>Cotton:—</b>					
Raw	"	1	120 0	"	120 0 0
Piece Goods	"	...	.....	.....	.....
cordage and Ropes	"	...	.....	.....	.....
<b>Drugs, Medicines and Narcotics (excluding chemicals):—</b>					
Senna	"	...	.....	.....	.....
Galangal	"	...	.....	.....	.....
Ager	"	4	42	Load.	168 0 0
Kat	"	...	.....	.....	.....
Drugs, other sorts	"	...	.....	.....	.....
<b>Tobacco—</b>					
Unmanufactured	"	...	.....	.....	.....
<b>Chemicals:—</b>					
Potash	"	...	.....	.....	.....
Alkali	"	2	7	Load.	14 0 0
<b>Dyeing and Tanning Materials:—</b>					
Henna	"	...	.....	.....	.....
Manjit	"	...	.....	.....	.....
Waras or Safflower	"	18	240 0	Load.	4,320 0 0
Dyeing, other sorts	"	...	.....	.....	.....
<b>Earthenware and Porcelain (excluding earthenware piping)</b>	"	10	50 0	Load.	500 0 0
<b>Fodder:—</b>					
Kirbee	"	873	8 0	"	6,984 0 0
Grass	"	18	12 0	"	156 0 0
Oil Cakes	"	6	21 0	"	126 0 0
Fruits, fresh	"	210	80 0	"	6,800 0 0
Garlic	"	52	55 0	"	2,860 0 0
Vegetables, fresh	"	4	7 0	"	28 0 0
Potatoes	"	122	25 0	"	3,050 0 0
<b>Fuel:—</b>					
Charcoal	"	1	6 0	"	6 0 0
Firewood	"	96	8 8	"	836 0 0
<b>Grains of all kinds</b>	"	...	.....	.....	.....
<b>Grain and Pulse:—</b>					
Jowari	"	896	21 0	Load.	8,816 0 0
Bajree	"	18	30 0	"	450 0 0
Quats	"	...	.....	.....	.....
Pulse	"	...	.....	.....	.....
Beans and Peas	"	72	35 0	Load.	2,520 0 0
Indian Corn	"	8	10 0	"	80 0 0
Barley	"	...	.....	.....	.....
Wheat	"	1	30 0	Load.	30 0 0
Other sorts	"	...	.....	.....	.....
Bajree Flour	"	39	60 0	Load.	1,740 0 0
Basal, (powder)	"	1	14 0	"	14 0 0
Gum, other sorts	"	...	.....	.....	.....
Spices, Black Pepper	"	...	.....	.....	.....
<b>Hides and Skins:—</b>					
Hides, raw 156 Scores	"	78	96 0	Load.	7,488 0 0
Skins, raw 1,400 "	"	71	64 0	"	4,544 0 0
" tanned	"	...	.....	.....	.....
Hooka, (Pipes)	"	...	.....	.....	.....

ADEN—RAIL TRADE.

IMPORTS.  
YEAR 1920-1921.

No. 9-A—continued.

Estimated Value of Articles of Merchandise imported from the interior of Arabia  
by Rail into Aden, during the official year 1920-1921.

Names of Articles.	Denomina- tion.	Total, Loads or Number.	Average Rate.	Per.	Value.			
					Rs.	As.	Pa.	
Jute Gunny Bags ...	Camel-load.	...	.....	.....	...	...	...	
Leather shoes, Arabic ...	"	...	.....	.....	.....	.....	.....	
Manure, Animal Bones ...	"	...	.....	.....	.....	.....	.....	
Mats and Matting ...	"	...	.....	.....	.....	.....	.....	
Mat Bags ...	"	...	.....	.....	.....	.....	.....	
Mat Baskets ...	"	...	.....	.....	.....	.....	.....	
Oil, Jinjili ...	"	...	.....	.....	.....	.....	.....	
Perfumery (Rose Water) ...	"	...	.....	.....	.....	.....	.....	
Plants, Living ...	"	...	.....	.....	.....	.....	.....	
Provisions:—								
Walnuts ...	"	46	60 0	Load.	2,760	0 0		
Honey ...	"	...	.....	.....	.....	.....	.....	
Ghee ...	"	254	224 0	"	56,896	0 0		
Tamarind ...	"	...	.....	.....	.....	.....	.....	
Fowls ...	"	3	100 0	Load.	300	0 0		
Eggs ...	"	3	90 0	"	270	0 0		
Fruits, dried Raisins ...	"	73	141 0	"	10,293	0 0		
Almonds ...	"	8	480 0	"	3,840	0 0		
Pitch tar, and Dammer ...	"	...	.....	.....	.....	.....	.....	
Seeds:—								
Cotton ...	"	...	.....	.....	.....	.....	.....	
Poppy ...	"	...	.....	.....	.....	.....	.....	
Til or Jinjili ...	"	...	.....	.....	.....	.....	.....	
Mustard ...	"	...	.....	.....	.....	.....	.....	
Fenugreek ...	"	7	40 0	Load.	280	0 0		
Dates Seeds ...	"	11	8 0	"	88	0 0		
Sand, Black ...	"	...	.....	.....	.....	.....	.....	
Articles of Stores ...	"	...	.....	.....	.....	.....	.....	
Wax Bees ...	"	4	160 0	Load.	640	0 0		
Wood:—								
Other kinds ...	"	...	.....	.....	.....	.....	.....	
Manufactures ...	"	...	.....	.....	.....	.....	.....	
Wool:—								
Raw ...	"	...	.....	.....	.....	.....	.....	
Manufactures:—								
Carpets ...	"	...	.....	.....	.....	.....	.....	
A. O. A., Manufactured ...	"	...	.....	.....	.....	.....	.....	
Treasure:—								
Silver Coin ...	"	...	.....	.....	.....	.....	.....	
Government of India ...	"	...	.....	.....	.....	.....	.....	
Gold—British Sovereign ...	English.	...	.....	.....	.....	.....	.....	
Total Rupees ...						8,90,159	0 0	
Total Sterling £ ...						26,011	0 0	

ADEN—INLAND TRADE.

EXPORTS.

YEARS 1919-1920 TO 1920-1921.

No. 10.

Comparative Statement showing the Quantity, Value and Description of Merchandise that passed into Arabia per Inland Communication from Aden during the years 1919-1920 to 1920-1921.

NAMES OF ARTICLES.	Deno- mination.	1919-1920.		1920-1921.		1920-1921 compared with 1919-1920.	
		Quantity.	Value.	Quantity.	Value.	Increase.	Decrease.
<i>1.—Private Merchandise.</i>							
<b>1. Animals, living—</b>							
1. Horses	Number.						
2. Other kinds	"						
<b>2. Apparel (including drapery, haberdashery, millinery, uniforms, accoutrements, but excluding hosiery)</b>							
1. Boots and shoes	Pairs.						
<b>3. Arms, ammunition and military stores—</b>							
1. Firearms, and parts thereof	Value.		713				713
2. Other sorts	"						
4. Art, works of	"						
5. Books and printed matter (including maps and charts)	Cwt.			5	17	17	
6. Bristles and fibre for brushes and brooms	"						
<b>7. Building and engineering materials—</b>							
1. Brick and tiles	Number.						
2. Cement	Cwt.						
3. Chalk and lime	"						
4. Clay	"						
5. Earthenware piping	"						
6. Other sorts	"						
8. Cabinet-ware and furniture	Value.		3		10		7
9. Candles	Lbs.	11,760	320	2,128	87		263
10. Canes and rattans	Cwt.	2	10				10
<b>11. Caoutchouc—</b>							
1. Raw	"						
2. Manufactured	Value.						
<b>12. Carriages and carts (excluding railway carriages) and Parts thereof</b>							
<b>13. Chemicals—</b>							
1. Alum	Cwt.						
2. Arsenic	"						
3. Bicarbonate of soda	"						
4. Borax	"						
5. Copperas	"						
6. Ehari salt	"						
7. Sal ammoniac	"						
8. Saltpetre	"						
9. Sulphur (brimstone)	"						
10. Sulphuric acid	"						
11. Other sorts	Value.						
<b>14. Clocks and Watches</b>							
<b>15. Coal—</b>							
1. Coal	Tons.						
2. Coke	"						
3. Patent fuel	"						
16. Coffee	Cwt.	54	154	37	63		91
<b>17. Coir—</b>							
1. Unmanufactured	"						
2. Manufactured (excluding rope)	"						
18. Corals, real	Lbs.						
19. Cordage and rope of vegetable fibre (excluding jute)	Cwt.						
<b>20. Cotton—</b>							
1. Raw	"						
2. Twist and yarn	Lbs.	126,363	6,703	411,068	27,310	16,638	
3. Manufactured;							
<b>(a) Piece-goods—</b>							
1. Grey (unbleached)	Yds.	367,008	13,908	451,251	15,235	3,067	
2. White (bleached)	"	9,636	358	17,280	302	4	
3. Coloured, printed, or dyed	"	436,130	15,192	797,211	26,609	11,677	

EXPORTS.

ADEN—INLAND TRADE.

YEARS 1919-1920 TO 1920-1921.

No. 10—continued.

773

Comparative Statement showing the Quantity, Value and Description of Merchandise that passed into Arabia per Inland Communication from Aden during the years 1919-1920 to 1920-1921.

NAMES OF ARTICLES.	Denomination.	1919-1920.		1920-1921.		1920-1921 compared with 1919-1920.	
		Quantity.	Value.	Quantity.	Value.	Increase.	Decrease.
<i>1.—Private Merchandise—continued.</i>							
20. Cotton—continued.							
<i>2.—Manufactured—continued.</i>							
(b) Canvas	Yds.						
(c) Handkerchiefs and shawls in the piece	Number.	4,001	185	820	89		116
(d) Hosiery, pure and mixed	Value.						
(e) Lace and patent net	Yds.						
(f) Thread, sewing	Lbs.	78	5				5
(g) Other sorts of manufactures	"	89	6				6
<i>21. Drugs, Medicines, and Narcotics (excluding chemicals)—</i>							
1. Aloe	Cwt.						
2. Asafetida	"						
3. Camphor	Lbs.						
4. Chinchona bark	"						
5. Galangal	Cwt.						
6. Other sorts of drugs and medicines	Value.						
7. Opium	Chests weighing cwt.						
<i>8. Tobacco—</i>							
(a) Unmanufactured	"	2,714 1/2	9,051	8,980	26,970	18,019	
<i>(b) Manufactured—</i>							
1. Cigars	"						
2. Other sorts	"	54 3/4	578	94 1/4	561		23
<i>22. Dyeing and Tanning Materials—</i>							
1. Cutch	Cwt.						
2. Gambier	"						
3. Indigo	"						
4. Lacdye	"						
5. Madder or manjit	"						
6. Myrabolans	"						
7. Safflower	"						
8. Turmeric	"	89	139	93 1/2	123		
9. Other sorts	"		6				6
23. Earthenware and Porcelain (excluding earthenware piping)	Value.		643		636		7
24. Feathers	Lbs.						
25. Fireworks	Value.						
<i>26. Flax—</i>							
1. Raw	Lbs.						
2. Twist and yarn	"						
<i>3. Manufactures—</i>							
(a) Canvas	Yds.						
(b) Piece-goods	"						
(c) Other sorts, including bags and sacks	Lbs.						
<i>27. Fodder, bran, and cattle-food, including hay and straw—</i>							
1. Ollcake	Cwt.						
2. Rice bran	Tons.						
3. Other sorts	Cwt.	1	1				1
<i>28. Fruits and Vegetables—</i>							
<i>1. Fruits—</i>							
(a) Coconuts	Number.						
(b) " kernel or copra	Cwt.						
(c) Other sorts	Value.		3				3
2. Vegetables, fresh	"		3		4	1	
<i>29. Glass and Glassware—</i>							
1. Beads and false pearls	Cwt.						
2. Other ware	Value.		485		443		42

774

Comparative Statement showing the Quantity, Value and Description of Merchandise that passed into Arabia per Inland Communication from Aden during the years 1919-1920 to 1920-1921.

NAMES OF ARTICLES.	Denomination.	1919-1920.		1920-1921.		1920-1921 compared with 1919-1921.	
		Quantity.	Value.	Quantity.	Value.	Increase.	Decrease.
<i>1.—Private Merchandise—continued.</i>							
<b>13. Grain and Pulse—</b>							
1. Barley	Cwt.	.....	.....	.....	.....	.....	.....
2. Gram	"	.....	.....	.....	.....	.....	.....
3. Jawār and bāfra	"	280½	240	450½	369	139	.....
4. Oats	"	.....	.....	.....	.....	.....	.....
5. Pulse	"	.....	.....	.....	.....	.....	.....
6. Rice in the husk	"	.....	.....	.....	.....	.....	.....
7. " not in the husk	"	2,178½	2,041	2,019	2,530	.....	42
8. Rice flour	"	.....	.....	.....	.....	.....	.....
9. Wheat	"	.....	.....	.....	.....	.....	.....
10. " flour	Lbs.	89,998	859	149,988	1,570	711	.....
11. Other sorts	Cwt.	.....	.....	.....	.....	.....	.....
<b>14. Gums and Resins—</b>							
1. Arabic	"	.....	.....	.....	.....	.....	.....
2. Benjamin	"	43½	171	1½	8	.....	169
3. Olibanum or frankincense	"	5½	13	.....	.....	.....	13
4. Resin	"	.....	.....	.....	.....	.....	.....
5. Other sorts	"	04½	181	37	70	.....	111
<b>15. Hardware and Cutlery, including plated ware—</b>							
1. Agricultural implements	Value.	.....	.....	.....	.....	.....	.....
2. Other sorts	"	.....	52	.....	19	.....	33
<b>16. Hemp—</b>							
1. Raw	Cwt.	.....	.....	.....	.....	.....	.....
<b>2. Manufactured (excluding cordage)—</b>							
(a) Bags and sacks	Number.	.....	.....	.....	.....	.....	.....
(b) Cloth	Yds.	.....	.....	.....	.....	.....	.....
<b>17. Hides and skins—</b>							
1. Hides, raw	Cwt. & No.	.....	.....	.....	.....	.....	.....
2. Hides, dressed or tanned	Cwt. & No.	.....	.....	.....	.....	.....	.....
3. Skins, raw	Cwt. & No.	.....	.....	.....	.....	.....	.....
4. Skins, dressed or tanned	Cwt. & No.	.....	.....	.....	.....	.....	.....
<b>18. Horns</b>							
1. Horns	Cwt.	.....	.....	.....	.....	.....	.....
<b>19. Ice</b>							
1. Ice	"	.....	.....	.....	.....	.....	.....
<b>20. Instruments, Apparatus, and Appliances, and parts thereof—</b>							
1. Musical	Value.	.....	.....	.....	.....	.....	.....
2. Photographic	"	.....	.....	.....	.....	.....	.....
3. Scientific, philosophical, and other kinds	"	.....	.....	.....	.....	.....	.....
<b>21. Ivory—</b>							
1. Unmanufactured	Lbs.	.....	.....	.....	.....	.....	.....
2. Manufactured	Value.	.....	.....	.....	.....	.....	.....
<b>22. Jadestone</b>							
1. Jadestone	Cwt.	.....	.....	.....	.....	.....	.....
<b>23. Jewellery and plate, of gold and silver—</b>							
1. Jewellery	Value.	.....	.....	.....	.....	.....	.....
2. Plate	"	.....	.....	.....	.....	.....	.....
3. Precious stones and pearls, unset	"	.....	.....	.....	.....	.....	.....
<b>24. Jute—</b>							
1. Raw	Cwt.	.....	.....	.....	.....	.....	.....
2. Twist and yarn	Lbs.	.....	.....	.....	.....	.....	.....
<b>3. Manufactured—</b>							
(a) Gunny bags	Number.	807	21	520	18	.....	13
(b) " cloth	Yds.	.....	.....	.....	.....	.....	.....
(c) Canvas	"	13	2	.....	.....	.....	2
(d) Rope and twist	Cwt.	.....	.....	.....	.....	.....	.....
(e) Other kinds	"	.....	.....	.....	.....	.....	.....

EXPORTS.  
YEARS 1919-1920 TO 1920-1921.

ADEN—INLAND TRADE.

No. 10—continued.

775

Comparative Statement showing the Quantity, Value and Description of Merchandise that passed into Arabia per Inland Communication from Aden during the years 1919-1920 to 1920-1921.

NAMES OF ARTICLES.	Denomination.	1919-1920.		1920-1921.		1920-1921 compared with 1919-1920.	
		Quantity.	Value.	Quantity.	Value.	Increase.	Decrease.
<i>1.—Private Merchandise—continued.</i>							
43. Lac—							
1. Button	Cwt.						
2. Seed	"						
3. Shell	"						
4. Stick	"						
5. Other kinds (excluding lacye)	"						
43. Lacquered-ware (of Indian manufacture)	Value.						
44. Leather—							
1. Unwrought	Cwt.						
2. Manufactured—							
a) Saddlery and harness	Value.						
(b) Other sorts (excluding boots and shoes)	"						
45. Liquors—							
1. Ale, beer and porter	Gals.						
2. Spirit—							
(a) Rum	"						
(b) Other sorts of spirit	"						
3. Wines	"						
4. Machinery and millwork—							
1. Steam-engines and parts (other than locomotive)	Value.						
2. Other sort of machinery	"						
47. Manures—							
1. Animal bones	Tons.						
2. Guano	"						
3. Other kinds (except oilcake)	"						
48. Matches	Value.		624		1,315	691	
49. Mats and matting	Sq. yds.						
50. Metals—							
1. Brass—							
(a) Unwrought	Cwt.						
(b) Wrought	"	2	8	4	24	18	
2. Copper—							
(a) Ore	"						
(b) Old, for re-manufacture	"	78	70				70
(c) Unwrought	"						
(d) Wrought—							
i. Lametta	"						
ii. Sheets and other manufactures	"						
3. Iron—							
(a) Ore	"						
(b) Old, for re-manufacture	"						
(c) Cast (pig)	"						
(d) Wrought—							
i. Anchors, cables, and kentledge	"						
ii. Angle, bolt and rod	"						
iii. Bar	"	232	183	159	300	118	
iv. Beams, pillars, girders and bridgework	"						
v. Galvanized other than plates, sheets, and wire	"						
vi. Hoop	"						
vii. Nails, screws, rivets, and washers	"	91	25				25
viii. Pipes and tubes	"						
ix. Rice bowls	"						
x. Sheets and plates (including galvanized and tinned plates)	"						
xi. Wire	"						
xii. Other manufactures of wrought or cast iron, or of iron mixed with steel	"	41	182				182

776

No. 10—continued.

Comparative Statement showing the Quantity, Value and Description of Merchandise that passed into Arabia per Inland Communication from Aden during the years 1919-1920 to 1920-1921.

NAMES OF ARTICLES.	Denomination.	1919-1920.		1920-1921.		1920-1921 compared with 1919-1920.	
		Quantity.	Value.	Quantity.	Value.	Increase.	Decrease.
<i>1.—Private Merchandise—continued.</i>							
<i>60. Metals—continued.</i>							
<i>A. Lead—</i>							
(a) Pig	Cwt.						
(b) Other sorts							
B. Manganese ore							
C. Steel							
<i>7. Tin—</i>							
(a) Ore							
(b) Unwrought (block)							
(c) Wrought (including plates or sheets, not tinned iron)							
<i>8. Zinc or spelter—</i>							
(a) Unwrought							
(b) Wrought or manufactured							
(c) Other sorts							
9. Metals, unenumerated		182	118	81	22		96
51. Mica (commercially called Tale)							
53. Mowra or mowra flowers							
<i>53. Oils—</i>							
<i>1. Animal</i>							
2. Essential							
<i>3. Mineral—</i>							
(a) Kerosine		22,715	2,039	51,013	4,715	2,676	
(b) Paraffin wax	Cwt.						
(c) Other kinds	Gals.						
<i>6. Vegetable not essential—</i>							
(a) Castor							
(b) Coconut							
(c) Earthnut							
(d) Linseed							
(e) Mustard or rape							
(f) Til or linjili		6,643	1,868	2,483	612		1,256
54. Oil-cloth and floor-cloth	Sq. yds.						
<i>55. Paints and Colours</i>							
1. Painters' Materials	Cwt.	77	20	21	7		13
<i>56. Paper and Pasteboard—</i>							
<i>1. Printing paper</i>							
2. Writing paper and envelopes	Value.		15				15
2. Other kinds of paper	Cwt.	63,192	219	31	201		17
4. Pasteboard, Millboard, and Cardboard, of all kinds							
<i>57. Perfumery—</i>							
1. Musk	Ounces.						
2. All other sorts	Value.		26		70	44	
<i>58. Pitch, Tar, and Cammer</i>							
59. Plants, living	Cwt.						
60. Printing and Lithographing Materials (other than paper)	Value.						
<i>61. Provisions—</i>							
1. Bacon and hams	Lbs.						
2. Blöche de mer							
3. Butter							
4. Cheese							
5. Fishmaws and sharkfins							
6. Fish, dry, unsalted							
7. " " salted		1,344	8	2,800	17	14	
8. " " wet, salted (sage)							



EXPORTS.  
YEARS 1919-1920 TO 1920-1921.

ADEN—INLAND TRADE.

No. 10—continued

777

Comparative Statement showing the Quantity, Value and Description of Merchandise that passed into Arabia per Inland Communication from Aden during the years 1919-1920 to 1920-1921.

NAMES OF ARTICLES.	Deno- mination.	1919-1920.		1920-1921.		1920-1921 compared with 1919-1920.	
		Quantity.	Value.	Quantity.	Value.	Increase.	Decrease.
<b>1.—Private Merchandise—continued.</b>							
<b>61. Provisions—continued.</b>							
<b>9. Fruits and vegetables; dried, salted, or preserved—</b>							
(a) Dates	Cwt.	3,075.07	3,548	3,428	3,061	.....	588
(b) Other sorts	"	25 1/2	134	6	6	.....	126
10 Ghee	Lbs.	108	24	.....	.....	.....	14
11. Lard	"	.....	.....	.....	.....	.....	.....
12. Other sorts of provisions	Cwt.	103 7/8	234	71 1/4	179	.....	65
62. Bags and other Materials for making paper	"	.....	.....	.....	.....	.....	.....
<b>63. Railway Plant and Rolling-stock—</b>							
<b>1. Carriages, trucks, locomotive engines, tenders, and part thereof</b>							
	Value	.....	.....	.....	.....	.....	.....
<b>2. Materials for construction—</b>							
(a) Sleepers of wood	Cwt.	.....	.....	.....	.....	.....	.....
(b) Other sorts	"	.....	.....	.....	.....	.....	.....
64. Salt	Tons.	.....	.....	.....	.....	.....	.....
<b>65. Seeds—</b>							
<b>1. Essential—</b>							
(a) Ajama	Cwt.	.....	.....	.....	.....	.....	.....
(b) Ajwan	"	.....	.....	.....	.....	.....	.....
(c) Aniseed	"	.....	.....	.....	.....	.....	.....
(d) Assala	"	.....	.....	.....	.....	.....	.....
(e) Carraway	"	.....	.....	.....	.....	.....	.....
(f) Coriander	"	.....	.....	.....	.....	.....	.....
(g) Gummin	"	16 1/2	31	23 1/2	68	.....	24
(h) " (black)	"	.....	.....	.....	.....	.....	.....
(i) Fennel	"	.....	.....	.....	.....	.....	.....
(j) Fenugreek	"	.....	.....	.....	.....	.....	.....
(k) Niger	"	.....	.....	.....	.....	.....	.....
(l) Sava or dil	"	.....	.....	.....	.....	.....	.....
(m) Other sorts	"	1	4	.....	.....	.....	.....
2. Castor	"	.....	.....	.....	.....	.....	.....
3. Cotton	"	1 1/2	2	9 1/2	6	.....	.....
4. Earthnut	"	1	1	.....	.....	.....	.....
5. Linseed	"	.....	.....	.....	.....	.....	.....
6. Mowra or mowra	"	.....	.....	.....	.....	.....	.....
7. Mustard	"	.....	.....	.....	.....	.....	.....
8. Poppy	"	.....	.....	.....	.....	.....	.....
9. Rape	"	.....	.....	.....	.....	.....	.....
10. Tea	"	.....	.....	.....	.....	.....	.....
11. Til or jinjill	"	74	134	276	428	.....	290
12. Other sorts	"	.....	.....	.....	.....	.....	.....
<b>66. Shells and Cowries—</b>							
<b>1. Cowries</b>							
<b>2. Shells (chanks, nakhl, large ornamental shells, cowrie, mother-of-pearl shells, and oyster shells)</b>							
<b>3. Tortoise shell (including nakhl or nakh)</b>							
	Lbs.	.....	.....	.....	.....	.....	.....
<b>67. Ships, parts of</b>							
	Value.	.....	.....	.....	.....	.....	.....
<b>68. Silk—</b>							
<b>1. Raw—</b>							
<b>(a) Mulberry silk, excluding tasar and other wild silks—</b>							
I. Raw	Lbs.	.....	.....	.....	.....	.....	.....
II. Chasam or waste	"	.....	.....	.....	.....	.....	.....
III. Cocoons	"	.....	.....	.....	.....	.....	.....
<b>(b) Wild silk: tasar, munga, eria, and other—</b>							
I. Raw	"	9	8	.....	.....	.....	.....
II. Chasam or waste	"	.....	.....	.....	.....	.....	.....
III. Cocoons	"	.....	.....	.....	.....	.....	.....

Comparative Statement showing the Quantity, Value and Description of Merchandise that passed into Arabia per Inland Communication from Aden during the years 1919-1920 to 1920-1921.

NAMES OF ARTICLES.	Deno- mination.	1919-1920.		1920-1921.		1920-1921 compared with 1919-1920.	
		Quantity.	Value.	Quantity.	Value.	Increase.	Decrease.
<i>1.—Private Merchandise—continued.</i>							
68. Silk—continued.			£		£	£	£
2. Manufactured—							
(a) Piece-goods	Yds.	870	102				102
(b) Goods of silk mixed with other materials							
(c) Thread for sewing	Lbs.						
(d) Other sorts							
69. Soap	Cwt.	157	319	107½	301		318
70. Specimens illustrative of Natural Science	Value.						
71. Spices—							
1. Betelnuts	Lbs.						
2. Cardamoms		889	50	644	10		40
3. Cassia							
4. Chillies		70	1	112	2	1	
5. Cinnamon		2,745	109	476	34		74
6. Cloves		445	12	1,064	66	54	
7. Ginger		84,777	1,599	72,520	1,141		458
8. Nutmegs							
9. Pepper		11,725	354	25,996	592	238	
10. Other sorts		127,241	2,930	443,212	10,266	7,336	
72. Stationery (excluding paper)	Value.						
73. Stone and Marble	Cwt.						
74. Sugar—							
1. Sugar, refined or crystallised, including Sugarcandy and Confectionery		408,491	1,293	791	1,400	107	
2. Sugar, unrefined		221	49				48
75. Tallow							
76. Tea	Lbs.	14	1				1
77. Toys and requisites for games	Value.		2				2
78. Umbrellas, including parasols and sunshades	No.	14	6				6
79. Wax (excluding candles)	Cwt.						
80. Wood—							
1. Teak	C. Tons.						
2. Other timber							
3. Firewood	Tons.						
4. Ornamental—							
(a) Ebony	Value.						
(b) Sandal							
(c) Other kinds							
5. Manufactures of wood							
81. Wool—							
1. Raw	Lbs.						
2. Manufactured—							
(a) Braids							
(b) Carpets and rugs							
(c) Piece-goods	Yds.						
(d) Shawls	No.						
(e) Other sorts	Lbs.						
82. Articles (not specified) exported by post	Value.						
83. All other articles of merchandise—							
1. Unmanufactured			9		23	13	
2. Manufactured			89				38
<b>Total Value of Private Merchandise</b>			<b>70,300</b>		<b>129,593</b>	<b>61,601</b>	<b>5,513</b>

EXPORTS.

ADEN—INLAND TRADE.

YEARS 1919-1920 TO 1920-1921.

No. 10—concluded.

779

Comparative Statement showing the Quantity, Value and Description of Merchandise that passed into Arabia per Inland Communication from Aden during the years 1919-1920 to 1920-1921.

NAMES OF ARTICLES.	Deno- mination.	1919-1920.		1920-1921.		1920-1921 compared with 1919-1920.	
		Quantity.	Value.	Quantity.	Value.	Increase.	Decrease.
1.—Private Merchandise—concluded.							
64. Treasure—							
1. Gold—							
(a) Bullion (bar, ingots, and other kinds of uncoined Gold)	Ounces.		£		£	£	£
(b) Coin							
2. Silver—							
(a) Bullion (bar, and other kinds of uncoined silver)							
(b) Coin							
Government of India rupees							
M. T. dollars			27				27
Other coin							
Total Value of Private Treasure			27				27
Total Value of Private Merchandise and Treasure			70,327		126,668	61,801	5,540

Comparative Statement showing the Quantity, Value and Description of Merchandise that passed into Arabia per Rail Communication from Aden during the year 1919-1920 to 1920-1921.

NAMES OF ARTICLES.	Denomination.	1919-1920.		1920-1921.		1920-1921 compared with 1919-1920.	
		Quantity.	Value.	Quantity.	Value.	Increase.	Decrease.
<i>L—Private Merchandise.</i>							
1. Animals, living—			\$		\$	\$	\$
1. Horses	Number.						
2. Other kinds	"			46	59	59	
2. Apparel (including drapery, haberdashery, millinery, uniforms, accoutrements, but excluding hosiery)	Value.		20		13		7
1. Boots and shoes	pairs.	8	3				3
3. Arms, ammunition and military stores—							
1. Firearms, and parts thereof	Value.						
2. Other sorts	"						
4. Art, works of	"						
5. Books and printed matter (including maps and charts)	Cwt.			5	33	33	
6. Bristles and fibre for brushes and brooms	"						
7. Building and engineering materials—							
1. Brick and tiles	Number.						
2. Cement	Cwt.						
3. Chalk and lime	"						
4. Clay	"						
5. Earthenware piping	"						
6. Other sorts	"						
8. Cabinet ware and furniture	Value.		23				23
9. Candles	Lbs.	22,356	525	4,171	115		410
10. Canes and rattans	Cwt.						
11. Caoutchouc—							
1. Raw	"						
2. Manufactured	Value.						
12. Carriages and carts (excluding railway carriages) and parts thereof	Value.						
13. Chemicals—							
1. Alum	Cwt.						
2. Arsenic	"						
3. Bicarbonate of soda	"						
4. Borax	"						
5. Copperas	"						
6. Khaki salt	"						
7. Sal ammoniac	"						
8. Saltpetre	"						
9. Sulphur (brimstone)	"						
10. Sulphuric acid	"						
11. Other sorts	Value.						
14. Clocks and Watches	Number.				1	1	
15. Coal—							
1. Coal	Tons.						
2. Coko	"						
3. Patent fuel	"						
16. Coffee	Cwt.			35	20	20	
17. Coir—							
1. Unmanufactured	"						
2. Manufactured (excluding rope)	"						
18. Corals, real.	Lbs.						
19. Cordage and rope of vegetable fibre (excluding jute)	Cwt.						
20. Cotton—							
1. Raw	"						
2. Twist and yarn	Lbs.	41,444	2,431	184,000	12,267	9,836	
3. Manufactured:							
(a) Piece-goods—							
1. Grey (unbleached)	Yds.	67,283	3,216	289,744	9,667	7,431	
2. White (bleached)	"	7,026	326	1,500	60		266
3. Coloured, printed, or dyed	"	202,568	6,746	452,580	15,108	8,800	

EXPORTS.

ADEN—INLAND TRADE.

YEARS 1919-1920 TO 1920-1921

No. 10A—continued.

781

Comparative Statement showing the Quantity, Value and Description of Merchandise that passed into Arabia per Rail Communication from Aden during the year 1919-1920 to 1920-1921.

NAMES OF ARTICLES.	Denomination.	1919-1920.		1920-1921.		1920-1921 compared with 1919-1920.	
		Quantity.	Value.	Quantity.	Value.	Increase.	Decrease.
<i>I.—Private Merchandise—continued.</i>							
20. Cotton—continued.							
3. Manufactured—continued							
(b) Canvas	Yds.						
(c) Handkerchiefs and shawls in the piece.	number.	391	6				
(d) Hosiery, pure and mixed	Value						
(e) Lace and patent net	Yds.						
(f) Thread, sewing	Lbs.	300	7				
(g) Other sorts of manufactures	"						
21. Drugs, Medicines, and Narcotics (excluding chemicals—							
1. Aloes	Cwt.						
2. Assafetida	Cwt.						
3. Camphor	Lbs.						
4. Chinchona bark	"						
5. Galangal	Cwt.						
6. Other sorts of drugs and medicines	Value.				11	11	
7. Opium	Chests Weighing Cwt.						
8. Tobacco—							
(a) Unmanufactured	"	2,945,77	8,700	3,637½	9,825	1,123	
(b) Manufactured—							
1. Cigars	"						
ii. Other sorts	"	104,77	929	181,77	771		189
22. Dyeing and Tanning Materials—							
1. Gutch	Cwt.						
2. Gambler	"						
3. Indigo	"						
4. Lacdye	"						
5. Madder or manjit	"						
6. Myrabolans	"						
7. Safflower	"						
8. Turmeric	"	48,77	60	30½	44		25
9. Other sorts	"						
23. Earthenware and Porcelain (excluding earthenware piping)	Value.		451		1,364	1,378	
24. Feathers	Lbs.						
25. Fireworks	Value.						
26. Flax—							
1. Raw	Lbs.						
2. Twist and yarn	"						
3. Manufactures—							
(a) Canvas	Yds.						
(b) Piece-goods	"						
(c) Other sorts, including bags and sacks	Lbs.						
27. Fodder, bran, and cattle food, including hay and straw—							
1. O'leaks	Cwt.						
2. B'ce-bran	Tons.						
3. Other sorts	Cwt.	132	8	45	8		
28. Fruits and Vegetables—							
1. Fruits—							
(a) Coconuts	Number.						
(b) " kernel or copra	Cwt.						
(c) Other sorts	Value.		48		20		5
2. Vegetables, fresh	"						
29. Glass and Glassware—							
1. Beads and false pearls	Cwt.						
2. Other ware	Value.		242		254	148	

Comparative Statement showing the Quantity, Value and Description of Merchandise that passed into Arabia per Rail Communication from Aden during the year 1919-1920 to 1920-1921.

NAMES OF ARTICLES.	Deno- mination.	1919-1920.		1920-1921.		1920-1921 compared with 1919-1920.	
		Quantity.	Value.	Quantity.	Value.	Increase.	Decrease.
<i>1.—Private Merchandise—continued.</i>							
<b>30. Grain and Pulse—</b>							
1. Barley	Cwt.	10	7				7
2. Gram	"						
3. Jawar and bajra	"	549	458	319½	213		215
4. Oats	"						
5. Pulse	"						
6. Rice in the husk	"						
7. " not in the husk	"	7,686½	8,939	4,04½	5,179		37.9
8. " flour	"						
9. Wheat	"	1½	9				2
10. " flour	Lbs.	192,976	1,935	803,380	2,984	949	
11. Other sorts	Cwt.						
<b>31. Gums and Resins—</b>							
1. Arabic	"						
2. Benjamin	"	27½	75	21	63		12
3. Olibanum or frankincense	"	61½	145	4	11		134
4. Rosin	"						
5. Other sorts	"	23	48	11½	32		16
<b>32. Hardware and Cutlery, including plated ware—</b>							
1. Agricultural implements	Value.						
2. Other sorts	"		56		62	26	
<b>33. Hemp—</b>							
1. Raw	Cwt.						
<b>2. Manufactured (excluding cordage)—</b>							
(a) Bags and sacks	Number.						
(b) Cloth	Yds.						
<b>34. Hides and Skins—</b>							
1. Hides, raw	Cwt. No.						
2. Hides and dressed or tanned	Cwt. No.						
3. Skins, raw	"						
4. " dressed or tanned	"						
<b>35. Horns</b>							
<b>36. Ice</b>							
<b>37. Instruments, Apparatus, and Appliances, and part thereof—</b>							
1. Medical	Value.						
2. Photographic	"						
3. Scientific, philosophical, and other kinds	"				133	133	
<b>38. Ivory—</b>							
1. Unmanufactured	Lbs.						
2. Manufactured	Value.						
<b>39. Jadestone</b>							
<b>40. Jewellery and plate, of gold and silver—</b>							
1. Jewellery	Value.						
2. Plate	"						
3. Precious stones and rarely unset	"						
<b>41. Jute—</b>							
1. Raw	Cwt.						
2. Twist and yarn	Lbs.						
<b>3. Manufactured—</b>							
(a) Gunny bags	Number.	630	17	1,320	53	56	
(b) " cloth	Yds.						
(c) Canvas	"						
(d) Rope and twine	Cwt.						
(e) Other kinds	"						

EXPORTS.

ADEN—INLAND TRADE.

YEARS 1919-1920 TO 1920-1921.

No. 10A—continued.

783

Comparative Statement showing the Quantity, Value and Description of Merchandise that passed into Arabia per Rail Communication from Aden during the year 1919-1920 to 1920-1921.

NAMES OF ARTICLES.	Denomination.	1919-1920.		1920-1921.		1920-1921 compared with 1919-1920.	
		Quantity.	Value.	Quantity.	Value.	Increase.	Decrease.
<i>I.—Private Merchandise—continued.</i>							
42. Lpc—							
1. Button	Cwt.						
2. Seed	"						
3. Shell	"						
4. Stick	"						
5. Other kinds (excluding lacdyo)	"						
43. Lacquered ware (of Indian manufacture)	Value.						
44. Leather—							
1. Unwrought	Cwt.						
2. Manufactured—							
(a) Saddlery and harness	Value.						
(b) Other sorts (excluding boots and shoes)	"						
45. Liquors—							
1. Ale, beer, and porter	Gallons.						
2. Spirit—							
(a) Rum	"						
(b) Other sorts of spirit	"						
3. Wines	"						
46. Machinery and millwork—							
1. Steam-engines and parts (other than locomotive)	Value						
2. Other sort of machinery	"						
47. Manures—							
1. Animal bones	Tons.						
2. Guano	"						
3. Other kinds (except oilcake)	"						
48. Matches	Value.		981		1,224		243
49. Mats and matting	Sq. Yds.			640	11		11
50. Metals—							
1. Brass—							
(a) Unwrought	Cwt.						
(b) Wrought	"			3	19		12
2. Copper—							
(a) Ore	Cwt.						
(b) Old, for re-manufacture	"						
(c) Unwrought	"						
(d) Wrought—							
(i) Lumps	"						
(ii) Sheets and other manufactures	"		2				2
3. Iron—							
(a) Ore	"						
(b) Old, for re-manufacture	"			106	25		25
(c) Cast (pig)	"						
(d) Wrought—							
i. Anchors, cables, and kentledge	"						
ii. Angle, bolt, and rod	"						
iii. Bar	"	12	18				15
iv. Beams, pillars, girders and bridgework	"						
v. Galvanised other than plates, sheets, and wire	"						
vi. Hoop	"						
vii. Nails, screws, rivets, and washers	"	17	31	19	29		5
viii. Pipes and tubes	"						
ix. Rice bowls	"						
x. Sheets and plates (including galvanised and tinned plates)	"						
xi. Wire	"						
xii. Other manufactures of wrought or cast iron, or of iron mixed with steel	"	4,11	15	18	24		9

Comparative Statement showing the Quantity, Value and Description of Merchandise that passed into Arabia per Rail Communication from Aden during the years 1919-1920 to 1920-1921.

NAMES OF ARTICLES.	Deno- mination.	1919-1920.		1920-1921.		1920-1921 compared with 1919-1920.	
		Quantity	Value.	Quantity.	Value.	Increase.	Decrease.
<i>I.—Private Merchandise—continued.</i>							
50. Metals—continued.							
4. Lead—							
(a) Pig	Cwt.						
(b) Other sorts	"						
5. Manganese ore	"						
6. Steel	"						
7. Tin—							
(a) Ore	"						
(b) Unwrought (block)	"						
(c) Wrought (including plates or sheets, not tinned iron)	"			2	13	13	
8. Zinc or spelter—							
(a) Unwrought	"						
(b) Wrought or manufactured	"						
(c) Other sorts	"						
9. Metal, unenumerated	"	32	9				9
51. Mica (commercially called Tale)	"						
52. Mowra or mowra flowers	"						
53. Oils—							
1. Animal							
2. Essential	"						
3. Mineral—							
(a) Kerosine	"	40,008	3,673	6,503	624		3,049
(b) Paraffin wax	Cwt.						
(c) Other kinds	Gallons.						
4. Vegetable, not essential—							
(a) Castor	"						
(b) Coconut	"			20	5	5	
(c) Earthnut	"						
(d) Linseed	"						
(e) Mustard or rape	"						
(f) Til or jinjili	Gallons.	3,868	900	20	6		854
(g) Drops of jinjili oil	Cwt.						
(h) Other sorts	Gallons.						
54. Oil cloth and Floor cloth	Sq. Yds.						
55. Paints and Colours							
1. Painters' Materials	Value.	1	2				2
56. Paper and Pasteboard—							
1. Printing paper	Cwt.						
2. Writing paper and envelopes	Value.						
3. Other kinds of paper	Cwt.	7 1/2	23	15 1/2	103	89	
4. Pasteboard, Millboard, and Cardboard of all kinds	"						
57. Perfumery—							
1. Musk	Ounces.						
2. All other sorts	Value.		140		180	34	
58. Pitch, Tar, and Dammer	Cwt.						
59. Plants, living	Value.						
60. Printing and Lithographing Materials (other than paper)							
61. Provisions—							
1. Bacon and hams	Lbs.						
2. Biche de mer	"						
3. Butter	"						
4. Cheese	"						
5. Fishmaws and sharkfins	"						
6. Fish, dry, unsalted	"			9,368	60	60	
7. " " salted	"			2,724	34	34	
8. " " wet salted (ugapi)	"						



EXPORTS,  
YEARS 1919-1920 TO 1920-1921.

ADEN—INLAND TRADE.

No. 10A—continued.

785

Comparative Statement showing the Quantity, Value and Description of Merchandise that passed into Arabia per Rail Communication from Aden during the year 1919-1920 to 1920-1921.

NAMES OF ARTICLES.	Determination.	1919-1920.		1920-1921.		1920-1921 compared with 1919-1920.	
		Quantity.	Value.	Quantity.	Value.	Increase.	Decrease.
<i>I.—Private Merchandise—continued.</i>							
<i>61.—Provisions—continued.</i>							
<i>9. Fruits and vegetables dried, salted, or preserved—</i>							
(a) Dates	Cwt.	6,558	4,383	5,043	3,494		939
(b) Other sorts	"	201	371	15	15		284
10. Ghl	Lbs.			616	11	11	
11. Lard	"						
12. Other sorts of Provisions—	Cwt.			134	180	180	
62. Bags and other Materials for making paper	Cwt.						
<i>63. Railway Plant and Rolling-stock—</i>							
1. Carriages, trucks, locomotive engines, tenders, and parts thereof	Value.						
<i>2. Materials for construction—</i>							
(a) Sleepers of wood	Cwt.						
(b) Other sorts	"						
64. Salt	Tons.						
<i>5. Seeds—</i>							
<i>1. Essential—</i>							
(a) Ajama	Cwt.						
(b) Ajwan	"						
(c) Aniseed	"						
(d) Assalia	"						
(e) Carraway	"						
(f) Coriander	"						
(g) Cummin	"		17	54	73	56	
(h) " (black)	"						
(i) Fennel	"						
(j) Fenugreek	"						
(k) Niger	"						
(l) Rape or oil	"						
(m) Other sorts	"						
2. Castor	"				6	3	
3. Cotton	"						
4. Earthnut	"						
5. Linseed	"						
6. Mow or mowra	"		3				3
7. Mustard	"						
8. Poppy	"						
9. Rape	"						
10. Tea	"						
11. Tilor (tohil)	"	413	674	467	658	54	
12. Other sorts	"						
<i>65. Shells and Cowries—</i>							
1. Cowries	"			6	13	13	
2. Shells (chanks, santhil, large ornamental shells, cowras mother-of-pearl shells, and oyster shells)	Lbs.						
3. Tortoise-shell (including nakhla or nakh)	Value.						
67. Ships, parts of	"						
<i>68. Silk—</i>							
<i>1. Raw—</i>							
<i>(a) Mulberry silk, excluding tasar and other wild silks—</i>							
i. Raw	Lbs.						
ii. Chasam or waste	"						
iii. Cocoons	"						
<i>(b) Wild silk, tasar, munga, oris and other—</i>							
i. Raw	"						
ii. Chasam or waste	"						
iii. Cocoons	"						

ADEN—INLAND TRADE.

EXPORTS.

YEARS 1919-1920 TO 1920-1921.

786

No. 10A—continued.

Comparative Statement showing the Quantity, Value and Description of Merchandise that passed into Arabia per Rail Communication from Aden during the year 1919-1920 to 1920-1921.

NAMES OF ARTICLES.	Devo- mination.	1919-1920.		1920-1921.		1920-1921 compared with 1919-1920.	
		Quantity.	Value.	Quantity.	Value.	Increase.	Decrease.
<i>L.—Private Merchandise—continued.</i>			£.		£.	£.	
68. Silk—continued.							
1. Manufactured—							
(a) Piecegoods	Yds.	325	81	.....	.....	.....	31
(b) Goods of silk, mixed with other materials	"	800	40	.....	.....	.....	40
(c) Thread for sewing	Lbs.	579	113	360	147	24	.....
(d) Other sorts	"	.....	.....	.....	.....	.....	.....
69. Soap	Cwt.	517½	2,060	179½	489	.....	1,571
70. Specimens illustrative of Natural Science	Value.	.....	.....	.....	.....	.....	.....
71. Spices—							
1. Betelnuts	Lbs.	.....	.....	.....	.....	.....	.....
2. Cardamoms	"	1,638	77	.....	.....	.....	77
3. Cassia	"	.....	.....	.....	.....	.....	.....
4. Chillies	"	168	2	392	5	3	.....
5. Cloves	"	2,352	89	.....	.....	.....	58
6. Cloves	"	1,844	36	449	23	.....	13
7. Ginger	"	32,739	746	12,769	277	.....	469
8. Nutmegs	"	.....	.....	.....	.....	.....	.....
9. Pepper	"	12,901	458	17,976	463	.....	3
10. Other sorts	"	83,245	2,563	116,048	1,909	.....	664
72. Stationery (excluding paper)	Value.	.....	.....	.....	.....	.....	.....
73. Stone and Marble	Cwt.	.....	.....	.....	.....	.....	.....
74. Sugar—							
1. Sugar, refined or crystallised, including Sugarcandy and Confectionery	"	1,536½	3,047	1,021	2,604	.....	448
2. Sugar unrefined	"	.....	.....	.....	.....	.....	.....
75. Tallow	Cwt.	.....	.....	.....	.....	.....	.....
76. Tea	Lbs.	28	2	.....	.....	.....	2
77. Toys and requisites for games	Value.	.....	.....	.....	.....	.....	.....
78. Umbrellas, including parasols and sunshades	Number.	.....	.....	.....	.....	.....	.....
79. Wax (excluding candles)	Cwt.	.....	.....	.....	.....	.....	.....
80. Wood—							
1. Teak	Cubic Tons.	.....	.....	.....	.....	.....	.....
2. Other timber.	"	6	9	1	6	.....	5
3. Firewood	Tons.	.....	.....	.....	.....	.....	.....
4. Ornamental—							
(a) Ebony	Value.	.....	.....	.....	.....	.....	.....
(b) Sandal	"	.....	.....	.....	.....	.....	.....
(c) Other kinds	"	.....	.....	.....	.....	.....	.....
5. Manufactures of wood	"	.....	7 5	.....	.....	.....	5
81. Wool—							
1. Raw	Lbs.	.....	.....	.....	.....	.....	.....
2. Manufactured—							
(a) Braids	"	.....	.....	.....	.....	.....	.....
(b) Carpets and rugs	"	.....	.....	.....	.....	.....	.....
(c) Piece-goods	Yds.	120	8	.....	.....	.....	8
(d) Shawls	Number.	.....	.....	.....	.....	.....	.....
(e) Other sorts	Lbs.	.....	.....	.....	.....	.....	.....
82. Articles (not specified) exported by post	Value.	.....	.....	.....	.....	.....	.....
83. All other articles of merchandise—							
1. Unmanufactured	Value.	.....	124	.....	79	.....	45
2. Manufactured	"	.....	166	.....	104	.....	62
Total Value of Private Merchandise		.....	52,151	.....	71,767	20,419	19,615

EXPORTS:  
YEARS 1919-1920 to 1920-1921.

ADEN—INLAND TRADE.

No. 10A—continued.

787

Comparative Statement showing the Quantity, Value and Description of Merchandise that passed into Arabia per Rail Communication from Aden during the year 1919-1920 to 1920-1921.

NAMES OF ARTICLES.	Denomination.	1919-1920.		1920-1921.		1920-1921 compared with 1919-1920.	
		Quantity.	Value.	Quantity.	Value.	Increase.	Decrease.
<i>1.—Private Merchandise—</i>							
84 Treasure—							
1. Gold—							
(a) Bullion (bar, ingots, and other kinds of uncoined Gold)	Ounces.						
(b) Coin							
2. Silver—							
(a) Bullion (bar, and other kinds of uncoined silver)							
(b) Coin							
Government of India rupees							
British dollars							
Other coin							
Total Value of Private Treasure							
Total Value of Private Merchandise and Treasure							

\* Transportation of Goods per Rail began in March 1919.



SHIPPING.  
YEARS 1916-17 TO 1920-21.

TRADE WITH EACH FOREIGN  
COUNTRY AND CHIEF  
PORTS IN INDIA.

No. 11—concluded.

789

Total Number and Tonnage of British, British Indian, and Foreign Vessels which entered from Foreign Countries and Ports in British India at the Port of Aden in each official year from 1916-17 to 1920-21—concluded.

Countries from which entered.	1916-1917.		1917-1918.		1918-1919.		1919-1920.		1920-1921.	
	Steam with Cargo.		Steam with Cargo.		Steam with Cargo.		Steam with Cargo.		Steam with Cargo.	
	No.	Tons.	No.	Tons.	No.	Tons.	No.	Tons.	No.	Tons.
<b>Former Countries—continued.</b>										
Portuguese East Africa	9	21,128	7	17,368	8	21,729	15	32,008	10	29,491
Eastern Coast of German Possessions										
Italian East Africa	1	446	1	2,329			6	10,226	6	10,670
Delagoa Bay (Mozambique)									1	1,903
Madagascar	2	6,107	4	12,995	4	13,521	5	19,079	6	17,954
Brazil										
Greece									2	3,804
Algeria—Tunis									1	1,875
Reunion (Bourbon)	2	5,073								
United States	3	10,732	2	5,447	3*	6,474*	11	40,672	17	54,330
North West Africa										
Arabia—Jeddah and Hodeida	11	20,253								
Do. —Salif										
Do. —Mukat									1	2,023
Do. —Gulf Ports	5	545	7	1,935	18	2,981	12	1,979	9	1,999
Red Sea Islands										
Do. Ports	36	5,551	14	6,199	27	22,671	53	70,951	59	81,768
French Colonies (Saigon, Tonquin, and New Caledonia)	7	11,235	3	5,298			1	1,400	2	3,219
China—Treaty Ports	1	1,089					2	11,276		
Japan	27	45,721	3	7,910	8	10,965	6	21,486	3	10,421
Java	5	13,254	1	1,911	3	7,873	25	57,907	17	50,721
Sumatra										
Borneo									1	2,713
Persian Gulf	2	6,381	1	3,503						
Philippines	7	12,815	1	801	1	801	2	4,950	2	3,984
Siam							1	2,281		
Returned from Sea	5	3,241	3	9,844	10*	14,767	6	5,357	15	17,402
Other Foreign Countries	2	4,320	9	15,220	10	17,764	7	20,985		
<b>Total, Foreign Countries</b>	<b>205</b>	<b>376,431</b>	<b>154</b>	<b>346,667</b>	<b>151</b>	<b>301,325</b>	<b>298</b>	<b>551,917</b>	<b>914</b>	<b>626,710</b>
<b>Grand Total, United Kingdom, British Possessions, British India and Burmah, and Foreign</b>	<b>793</b>	<b>1,639,658</b>	<b>598</b>	<b>11,74,861</b>	<b>600</b>	<b>980,141</b>	<b>1,066</b>	<b>2,785,989</b>	<b>1,119</b>	<b>3,191,779</b>

Sail.  
\* 2  
† 1

Tons.  
3,203  
.....

TRADE WITH EACH FOREIGN  
COUNTRY AND CHIEF  
PORTS IN INDIA.

SHIPPING.  
YEARS 1916-17 TO 1920-21.

No. 12.

790 Total Number and Tonnage of British, British Indian, and Foreign Vessels which cleared to Foreign Countries and Ports in British India at the Port of Aden in each official year from 1916-17 to 1920-21.

Countries to which cleared.	1916-1917.		1917-1918.		1918-1919.		1919-1920.		1920-1921.	
	Steam with Cargo.		Steam with Cargo.		Steam with Cargo.		Steam with Cargo.		Steam with Cargo.	
	No.	Tons.	No.	Tons.	No.	Tons.	No.	Tons.	No.	Tons.
<b>UNITED KINGDOM AND BRITISH POSSESSIONS—</b>										
United Kingdom	123	500,998	41	160,163	10	31,201	73	222,711	61	360,000
Egypt, etc.	61	26,752	51	66,407	.....	.....	11	24,243	4	11,200
Do. Suez	19	24,693	54	144,478	96*	265,371*	193	652,238	169	602,000
Malta	.....	.....	.....	.....	2	4,377	.....	.....	.....	.....
Mauritius Mals and Seychelles	17	46,426	9	22,565	.....	.....	12	29,752	3	1,500
Natal and Cape Town	.....	.....	1	2,235	.....	.....	1	2,389	1	2,300
Perim (Island)	48	8,504	17	5,179	16	28,619	28	19,907	32	6,200
Ceylon	15	42,974	55	146,942	53	130,444	108	306,836	122	366,220
China—Hongkong	.....	.....	.....	.....	.....	.....	.....	.....	.....	.....
Spain—Gibraltar	.....	.....	.....	.....	.....	.....	.....	.....	1	3,200
Straits Settlements	.....	.....	2	1,407	6	14,780	13	36,675	6	21,200
Australia	20	111,705	.....	.....	2	4,009	15	52,898	4	14,570
New Zealand	.....	.....	.....	.....	.....	.....	.....	.....	.....	.....
Soetra	.....	.....	.....	.....	.....	.....	1	232	.....	.....
Suakin and Port Sudan	9	6,737	5	3,417	5	3,292	15	39,841	22	58,000
British Somaliland	71	7,799	65	12,742	56†	9,068	58	18,283	58	7,400
Zanzibar	6	14,893	1	879	1	2,501	5	14,331	12	26,600
British East Africa	31	49,763	16	39,740	12	26,338	40	109,895	57	163,911
Total, United Kingdom and British Possessions	409	653,153	316	646,201	259	517,995	572	1,526,630	591	1,737,600
<b>BRITISH INDIA AND BURMAH—</b>										
Bombay—Other Ports	.....	.....	.....	.....	1	2,067	1	1,451	.....	.....
Do. —Chief Port—Bombay	103	340,840	67	229,918	57	185,232	140	478,509	141	553,800
Malabar Coast	.....	.....	1	3,049	.....	.....	.....	.....	.....	.....
Sind—Karachi	11	30,499	33	75,592	19	46,671	7	18,664	9	27,111
Madras—Madras	.....	.....	1	3,607	2	7,070	1	3,445	.....	.....
Do. —Other Ports	.....	.....	.....	.....	1	1,681	.....	.....	.....	.....
Bengal—Calcutta	48	135,783	25	68,941	13	35,665	27	71,099	40	151,200
Do. —Other Ports	.....	.....	.....	.....	.....	.....	.....	.....	.....	.....
British Burmah—Bagoon	6	28,468	3	3,112	4	12,354	7	17,958	20	74,357
Do. —Other Ports	2	5,064	.....	.....	.....	.....	3	4,820	5	12,157
Total, British Indian Ports and Ports in Burmah	167	539,683	129	385,324	97	290,990	166	595,256	215	796,621
<b>Total, United Kingdom, British Possessions, British India and Burmah</b>										
	576	1,392,836	445	1,031,525	356	808,985	738	2,121,886	806	2,534,221
<b>FOREIGN COUNTRIES—</b>										
Sweden	.....	.....	.....	.....	.....	.....	2	5,237	1	1,500
Austria	.....	.....	.....	.....	.....	.....	8	31,592	6	22,000
Belgium	.....	.....	.....	.....	.....	.....	9	21,456	5	13,914
France	28	68,469	29	70,489	19	49,767	44	108,964	17	53,600
Germany	.....	.....	.....	.....	.....	.....	1	3,268	1	1,200
Holland	1	3,267	.....	.....	.....	.....	17	59,926	3	11,200
Italy	28	66,878	11	25,395	4	9,254	21	49,815	16	54,527
Russia in Europe	.....	.....	.....	.....	1	611	1	1,297	.....	.....
Do. in Asia	.....	.....	.....	.....	.....	.....	.....	.....	1	4,500
Spain and Portugal	6	10,280	.....	.....	.....	.....	9	37,316	1	3,000
Denmark	.....	.....	.....	.....	.....	.....	1	2,878	1	3,000
Turkey in Europe	.....	.....	.....	.....	.....	.....	4	11,375	.....	.....
Do. in Asia (Bussorah)	.....	.....	3	6,259	2	6,276	9	21,647	24	79,200
Massow's	5	3,660	4	5,443	15	14,507	14	26,938	23	60,073
Jabouti and Obokh	58	12,136	35	13,604	26	9,402	40	18,488	60	38,016
Assab	3	2,213	2	253	2	253	.....	.....	1	120
Eastern Coast of Africa—German Possessions	.....	.....	.....	.....	.....	.....	.....	.....	.....	.....
Do. Italian Possessions	4	6,535	1	2,454	2	2,619	5	8,283	3	8,000

SHIPPING.  
YEARS 1916-17 TO 1920-21.

TRADE WITH EACH FOREIGN  
COUNTRY AND CHIEF  
PORTS IN INDIA.

No. 12—concluded.

791

Total Number and Tonnage of British, British Indian, and Foreign Vessels which cleared to Foreign Countries and Ports in British India at the Port of Aden in each official year from 1916-17 to 1920-21—concluded.

Countries to which cleared.	1916-1917.		1917-1918.		1918-1919.		1919-1920.		1920-1921.	
	Steam with Cargo.		Steam with Cargo.		Steam with Cargo.		Steam with Cargo.		Steam with Cargo.	
	No.	Tons.	No.	Tons.	No.	Tons.	No.	Tons.	No.	Tons.
<b>FOREIGN COUNTRIES—continued.</b>										
Algeria—Tunis									2	2,584
Portuguese East Africa	1	2,500	1	1,000	5	8,000	8	14,000	13	30,000
Delagoa Bay (Mozambique)					4				2	4,000
Madagascar			1	1,675	1	2,000	2	2,267	2	2,272
Independent Somali Ports									1	642
Italian Somaliland									2	4,700
Graeco									1	1,200
Norway									2	2,214
Reunion (Bourbon)	1	2,000			1	832				
Canada										
United States	4	12,310					11	24,400	14	24,200
Arabia—Jeddah and Hedda	2	20,200	1	500						
Do.—Muscat							1	2,171	1	2,225
Do.—Gulf Ports	8	218	7	1,420	17	2,910	14	2,611	10	4,110
Red Sea Island										
Do. Ports	30	5,060	20	6,214	24	12,442	22	27,212	72	119,062
French Colonies (Saiigon, Tonquin, and New Caledonia)			1	2,540			1	4,202		
China—Treaty Ports	1	4,100					1	672		
Japan	1	1,720	1	2,570	1	2,227	5	12,705	7	22,270
Java	2	6,725	2	6,200	2	4,247	7	22,200	4	6,227
Persian Gulf	1	1,950								
Sumatra and Borneo										
Philippines	1	2,255	1	201	1	1,244				
Siam										
Left for Sea	2	2,012	2	6,227	10	11,400	12	11,450	12	12,424
Other Foreign Countries	2	224			2	2,102	11	20,202		
<b>Total, Foreign Countries</b>	<b>208</b>	<b>252,211</b>	<b>120</b>	<b>152,002</b>	<b>164</b>	<b>162,152</b>	<b>207</b>	<b>214,452</b>	<b>212</b>	<b>254,210</b>
<b>Grand Total, United Kingdom, British Possessions, British India and Burmah, and Foreign</b>	<b>784</b>	<b>1,650,017</b>	<b>506</b>	<b>1,165,411</b>	<b>200</b>	<b>262,141</b>	<b>1,028</b>	<b>2,720,201</b>	<b>1,119</b>	<b>2,121,770</b>

Exit  
Tons.





Countries and Ports in British India, at the Port of Aden, in each official year from 1916-17 to 1920-21.

FROM AND TO PORTS IN BRITISH INDIA.																					
		Entered.										Cleared.									
1920-1921.		1916-1917.		1917-1918.		1918-1919.		1919-1920.		1920-1921.		1916-1917.		1917-1918.		1918-1919.		1919-1920.		1920-1921.	
No.	Tons.	No.	Tons.	No.	Tons.	No.	Tons.	No.	Tons.	No.	Tons.	No.	Tons.	No.	Tons.	No.	Tons.	No.	Tons.	No.	Tons.
463	1,481,489	119	216,276	88	316,449	39	180,912	127	463,971	132	553,722	110	400,110	80	276,632	37	127,026	119	428,611	139	530,610
...	...	...	...	...	...	...	...	...	...	...	...	...	...	...	...	...	...	...	...	...	...
165	135,106	37	67,585	8	19,688	9	15,597	31	71,104	51	136,140	29	73,067	7	17,243	9	14,007	30	71,440	30	99,712
277	774,563	45	44,397	27	95,753	18	47,469	32	78,349	30	103,374	2	19,164	27	216,701	31	79,227	27	97,006	27	119,398
...	...	...	...	...	...	...	...	...	...	...	...	...	...	...	...	...	...	...	...	...	...
904	3,302,159	191	528,258	159	491,892	66	213,998	190	612,418	213	763,266	146	492,331	184	612,206	97	291,990	186	695,246	215	709,621
974	36,965	2	263	71	8,705	49	7,250	847	32,899	6	443	1	123	45	5,500	45	5,672	12	1,063	10	1,563
80	181,065	27	2,232	26	10,222	5	11,915	8	14,637	...	...	2	3,622	5	11,670	6	18,248	8	15,643	2	6,070
...	...	...	...	...	...	...	...	...	...	...	...	...	...	...	...	...	...	...	...	...	...
1	1,843	...	...	...	...	...	...	...	...	1	1,843	...	...	...	...	...	...	...	...	...	...
5	8,178	...	...	...	...	...	...	...	...	...	...	...	...	...	...	...	...	...	...	...	...
25	36,202	...	...	...	...	...	...	...	...	...	...	1	1,063	9	24,179	1	3,612	...	...	...	...
27	69,586	...	...	11	23,321	...	...	1	1,202	...	...	1	1,906	7	27,708	...	...	1	1,446	...	...
...	...	...	...	...	...	...	...	...	...	...	...	...	...	...	...	...	...	...	...	...	...
102	296,564	15	34,905	10	24,989	6	20,206	14	44,208	22	78,602	2	8,347	9	22,994	10	25,025	21	63,727	24	84,263
11	26,081	...	...	6	7,302	1	2,434	1	768	1	800	...	...	6	19,186	...	...	1	768	2	2,734
9	17,150	...	...	...	...	...	...	1	2,164	1	1,924	...	...	...	...	...	...	1	2,168	...	...
...	...	...	...	...	...	...	...	3	5,119	...	...	...	...	...	...	...	...	...	...	...	...
2	5,644	...	...	1	2,530	...	...	...	...	...	...	1	1,799	9	14,438	2	7,469	2	2,768	...	...
...	...	...	...	...	...	...	...	...	...	...	...	...	...	...	...	...	...	...	...	...	...
...	...	...	...	...	...	...	...	...	...	...	...	...	...	...	...	...	...	...	...	...	...
25	113,250	3	7,200	13	22,391	...	12,914	4	10,160	5	20,145	...	...	22	100,659	11	25,712	2	5,211	9	26,821
...	...	...	...	...	...	...	...	...	...	...	...	...	...	...	...	...	...	...	...	...	...

SHIPPING.  
YEARS 1916-17 TO 1920-21.

No.

794. Number and Tonnage of Country Crafts Distinguishing the Nationality that Entered and Cleared, from and to

EN

Years and Nationality.	FOREIGN.																			
	Abyssinia Massowah.		Africa Danakil Ports.		Zalla.		Berbera.		Bulhar.		Somal Coast Ports.		Zanzibar and Adjacent Ports.		Arabian Ports under the Turkish Gov- ernment in the Red Sea.		Independent Ports in the Gulf of Aden.		Ports in the Territories of the Imam of Muscat.	
	No.	Tons.	No.	Tons.	No.	Tons.	No.	Tons.	No.	Tons.	No.	Tons.	No.	Tons.	No.	Tons.	No.	Tons.	No.	Tons.
<b>1916-17.</b>																				
British Indian	...	...	...	31	346	98	2,024	11	280	23	412	12	218	...	...	47	834	14	428	
Arab	...	...	9	46	40	1,280	65	1,814	26	436	77	2,068	6	460	18	416	17	6,037	8	1,466
Turkish	...	...	...	...	...	...	...	...	...	...	...	...	...	...	...	...	...	...	...	...
Italian	...	...	5	61	...	...	...	...	...	120	2,054	...	...	...	...	15	117	...	...	
Persia	...	...	...	...	...	...	...	...	...	...	...	...	...	...	...	...	...	...	...	...
French	...	...	1	9	...	...	...	...	...	...	...	...	...	...	...	...	...	...	...	...
Cutch	...	...	...	...	...	...	...	...	...	...	...	...	...	...	...	...	...	...	...	...
<b>Total</b>	...	...	9	116	70	1,606	163	3,838	37	746	223	5,194	18	673	18	416	234	6,988	22	1,894
<b>1917-18.</b>																				
British Indian	...	...	...	15	463	96	2,277	6	152	21	434	1	79	...	...	11	292	...	...	
Arab	...	...	1	24	16	365	49	1,220	10	108	109	2,843	...	...	2	62	94	2,835	5	323
Turkish	...	...	...	...	...	...	...	...	...	...	...	...	...	...	...	...	...	...	...	...
Italian	...	...	1	16	1	16	3	90	1	10	67	1,702	...	...	...	...	2	46	1	30
Persia	...	...	...	...	...	...	...	...	...	...	...	...	...	...	...	...	...	...	...	...
French	...	...	2	11	...	...	2	291	...	...	...	...	...	...	...	...	...	...	...	...
Cutch	...	...	...	...	...	...	...	...	...	...	...	...	...	...	...	...	...	...	...	...
<b>Total</b>	...	...	4	51	32	884	149	3,878	17	330	197	4,979	1	79	2	62	107	3,943	6	362
<b>1918-19.</b>																				
British Indian	...	...	2	66	13	311	110	2,519	53	1,230	10	876	4	410	...	...	8	216	...	...
Arab	...	...	10	244	17	399	56	1,961	17	303	61	1,727	...	...	...	...	59	2,149	1	35
Turkish	...	...	...	...	...	...	...	...	...	...	...	...	...	...	...	...	...	...	...	...
Persia	...	...	...	...	1	17	4	163	1	15	56	1,427	5	114	...	...	...	...	2	49
Italian	...	...	...	...	...	...	...	...	...	...	...	...	...	...	...	...	...	...	...	...
French	...	...	6	600	...	...	...	...	...	...	...	...	...	...	...	...	...	...	...	...
Cutch	...	...	...	...	...	...	...	...	...	...	...	...	1	42	...	...	...	...	2	178
<b>Total</b>	...	...	20	960	31	727	170	3,942	71	1,608	127	3,529	10	566	...	...	67	2,364	5	263
<b>1919-20.</b>																				
British Indian	...	...	14	593	15	336	104	2,817	37	988	3	70	...	...	3	65	9	491	4	356
Arab	...	...	8	216	83	390	53	1,417	46	1,111	12	310	47	1,239	5	352	192	4,912	71	3,373
Turkish	...	...	...	...	...	...	...	...	...	...	...	...	...	...	...	...	...	...	...	...
Persia	...	...	...	...	...	...	...	...	...	...	...	...	...	...	...	...	...	...	...	...
Italian	...	...	1	35	12	231	1	30	5	249	2	48	51	1,304	...	...	6	65	1	126
French	...	...	...	...	32	2,079	...	...	...	...	...	...	...	...	...	1	18	...	...	...
Cutch	...	...	...	...	...	...	...	...	...	...	...	...	...	...	...	...	...	...	1	199
<b>Total</b>	9	261	141	6,600	69	1,785	155	4,176	51	1,376	101	2,613	5	352	196	5,015	85	3,949	12	1,298
<b>1920-21.</b>																				
British Indian	...	...	2	223	2	77	12	310	88	1,403	17	600	14	389	...	...	5	100	15	383
Arab	...	...	78	3,127	81	830	21	629	26	1,217	6	177	34	689	...	...	238	7,462	187	6,889
Turkish	...	...	...	...	...	...	...	...	...	...	...	...	...	...	...	...	...	...	...	...
Persia	...	...	...	...	...	...	...	...	...	...	...	...	...	...	...	...	...	...	...	...
Italian	...	...	3	64	12	321	170	2	50	...	...	38	998	...	...	1	30	15	304	...
French	...	...	1	37	...	1	37	...	...	...	...	...	...	...	...	...	...	...	1	163
Cutch	...	...	...	...	...	...	...	...	...	...	...	...	...	...	...	...	...	...	...	...
Portuguese	...	...	...	...	...	...	...	...	...	...	...	...	...	...	...	...	...	...	...	...
<b>Total</b>	82	3,451	45	1,228	40	1,145	116	2,669	28	777	86	2,276	...	...	244	7,592	125	7,469	67	2,304

SHIPPING.  
YEARS 1916-17 TO 1920.

Foreign Ports and Ports in British India, at the Port of Aden in each official year from 1916-17 to 1920-21. 795  
TERED.

										BRITISH INDIA.										Years at National			
Turkey in Asia (Bussorah).		Persim Island.		Persia.		Returned from Sea.		Total Foreign Countries.		Bombay.		Other Ports.		Malabar Coast.		Total British India.		Ports in the Gulf of Cutch.			Grand Total.		
No.	Tons.	No.	Tons.	No.	Tons.	No.	Tons.	No.	Tons.	No.	Tons.	No.	Tons.	No.	Tons.	No.	Tons.	No.	Tons.	No.	Tons.	No.	Tons.
12	1,207	4	98	2	115	1	26	236	4,573	1	50	1	134	1	164	1	99	237	4,673	237	4,673	British Ind	
...	...	...	...	...	...	...	...	412	16,028	...	...	...	...	...	...	...	...	412	16,313	...	...	...	
...	...	...	...	...	...	1	24	153	2,266	...	...	...	...	...	...	...	...	180	2,250	...	...	...	
...	...	...	...	7	1,198	...	...	7	1,136	...	...	...	...	...	...	...	...	7	1,136	...	...	...	
...	...	...	...	...	...	...	...	1	9	...	...	...	...	...	...	...	...	1	9	...	...	...	
12	1,207	4	98	9	1,251	3	50	620	24,072	3	233	...	...	...	...	...	237	24,325	...	...	...	Total.	
...	...	...	...	...	...	1	29	150	3,766	34	4,327	3	205	1	73	38	4,006	3	23	191	8,576	British Ind	
11	1,253	...	...	5	691	...	...	302	9,803	16	2,014	...	...	...	...	16	2,014	...	...	316	11,617	Arab.	
...	...	...	...	...	...	...	...	77	1,960	...	...	...	...	...	...	...	...	77	1,960	...	...	...	
1	40	...	...	...	...	...	...	1	150	1	207	...	...	...	...	1	207	...	...	2	357	Persia.	
2	190	...	...	1	177	...	...	7	668	...	...	...	...	...	...	...	...	7	668	...	...	...	
...	...	...	...	...	...	...	...	...	...	12	1,676	...	...	...	...	12	1,676	1	76	13	1,652	Cutch.	
14	1,483	...	...	7	1,218	1	79	537	16,338	63	8,124	3	206	1	73	67	8,403	4	302	606	25,043	Total.	
...	...	...	...	...	...	...	...	...	...	...	...	...	...	...	...	...	...	...	...	...	...	...	
8	864	...	...	4	377	1	40	234	7,459	24	3,709	2	...	1	195	25	3,904	...	...	259	11,351	British Ind	
...	...	...	...	...	...	...	...	...	...	...	...	...	...	...	...	...	...	...	...	...	...	...	
...	...	1	18	...	...	...	...	70	1,802	...	...	...	...	...	...	...	...	...	...	70	1,802	Arab.	
...	...	...	...	...	...	...	...	...	...	...	...	...	...	...	...	...	...	...	...	...	...	...	
...	...	...	...	...	...	...	...	8	660	...	...	...	...	1	76	1	76	...	...	9	736	Turkish.	
...	...	...	...	...	...	...	...	9	229	6	1,289	...	...	1	120	7	1,419	1	125	11	1,774	Persia.	
8	864	1	18	4	377	1	40	515	15,267	41	6,218	2	213	4	597	47	7,666	3	202	564	23,517	Total.	
...	...	...	...	...	...	...	...	...	...	...	...	...	...	...	...	...	...	...	...	...	...	...	
1	355	1	18	...	...	...	...	191	6,113	5	1,066	2	257	1	61	8	1,405	1	27	200	7,643	British Ind	
83	6,320	8	191	3	250	...	...	566	23,985	...	...	...	...	2	273	2	273	...	...	266	24,248	Arab.	
...	...	...	...	...	...	...	...	...	...	...	...	...	...	...	...	...	...	...	...	...	...	...	
...	...	...	...	...	...	...	...	...	...	...	...	...	...	...	...	...	...	...	...	...	...	...	
...	...	1	28	...	...	...	...	79	2,224	...	...	...	...	...	...	...	...	...	...	79	2,224	Turkish.	
...	...	...	...	...	...	...	...	...	...	...	...	...	...	...	...	...	...	...	...	...	...	...	
...	...	...	...	...	...	...	...	33	2,067	...	...	...	...	...	...	...	...	...	...	33	2,067	Persia.	
...	...	...	...	...	...	...	...	1	199	1	179	1	70	...	...	2	249	...	...	3	448	Italian.	
34	6,685	10	237	3	290	...	...	670	34,617	6	1,215	3	357	3	343	11	1,925	1	27	863	36,599	Total.	
...	...	...	...	...	...	...	...	...	...	...	...	...	...	...	...	...	...	...	...	...	...	...	
3	581	...	...	...	...	...	...	160	4,292	1	64	3	146	1	113	4	823	...	...	164	4,715	British Ind	
37	5,027	8	147	5	684	1	76	704	28,962	...	...	...	...	...	...	...	...	...	...	704	28,962	Arab.	
...	...	...	...	...	...	...	...	...	...	...	...	...	...	...	...	...	...	...	...	...	...	...	
...	...	...	...	...	...	...	...	...	...	...	...	...	...	...	...	...	...	...	...	...	...	...	
...	...	...	...	...	...	...	...	75	1,637	...	...	...	...	...	...	...	...	...	...	75	1,637	Turkish.	
...	...	...	...	...	...	...	...	7	713	...	...	...	...	...	...	...	...	...	...	7	713	Persia.	
4	477	...	...	...	...	...	...	...	...	...	...	...	...	...	...	...	...	...	...	...	...	...	
...	...	...	...	...	...	...	...	...	...	...	...	...	...	...	...	...	...	...	...	...	...	...	
...	...	...	...	...	...	...	...	...	...	2	120	...	...	...	...	3	120	...	...	3	120	Portug	
...	...	...	...	...	...	...	...	...	...	...	...	...	...	...	...	...	...	...	...	...	...	...	
...	...	...	...	...	...	...	...	946	35,324	1	64	4	226	1	113	6	448	...	...	952	35,307	Total.	

SHIPPING.  
YEARS 1916-17 TO 1920-21.

No.

798 Number and Tonnage of Country Crafts Distinguishing the Nationality, that Entered and Cleared from and to CLEAR

Years and Nationality.	FOREIGN.																			
	Abyssinia Massowah Suakin.		Africa Danakil Ports.		Zalla.		Berbera.		Bulhar.		Somali Coast Ports.		Zanzibar and Adjacent Ports.		Arabia Ports under the Turkish Gov- ernment in the Red Sea.		Independent Ports in the Gulf of Aden.		Ports in the Territories of the Imam of Muscat.	
	No.	Tons.	No.	Tons.	No.	Tons.	No.	Tons.	No.	Tons.	No.	Tons.	No.	Tons.	No.	Tons.	No.	Tons.	No.	Tons.
<b>1916-17.</b>																				
British Indian	...	...	...	...	23	641	54	1,037	45	891	21	971	...	...	1	31	14	288	...	...
Arab	...	...	1	8	77	1,850	46	2,460	56	1,137	114	3,560	11	1,378	17	499	233	6,707	10	808
Turkish	...	...	...	...	...	...	...	...	...	...	...	...	...	...	...	...	...	...	...	...
Persia	...	...	...	...	...	...	1	282	...	...	1	282	...	...	...	...	...	...	...	...
Italian	...	...	...	...	4	134	...	...	1	30	93	1,948	...	...	...	...	7	188	...	...
French	...	...	...	...	2	18	...	...	...	...	...	...	1	78	...	...	...	...	...	...
Dutch	...	...	...	...	...	...	...	...	...	...	...	...	...	...	...	...	...	...	...	...
<b>Total</b>	...	...	1	8	108	2,613	101	4,275	102	2,051	239	6,761	12	1,356	18	530	254	7,181	10	808
<b>1917-18.</b>																				
British Indian	...	...	...	...	12	388	77	1,952	32	667	14	370	6	625	...	...	17	578	...	...
Arab	...	...	...	...	20	483	45	1,220	13	278	100	3,006	3	584	2	62	130	4,684	13	686
Turkish	...	...	...	...	...	...	...	...	...	...	...	...	...	...	...	...	...	...	...	...
Persia	...	...	...	...	...	...	...	...	...	...	...	...	...	...	...	...	...	...	1	308
Italian	...	...	...	...	3	64	4	174	1	10	73	1,739	...	...	...	...	1	16	...	...
French	...	...	3	19	...	...	2	391	...	...	...	...	...	...	...	...	...	...	...	...
Dutch	...	...	...	...	...	...	...	...	...	...	...	...	...	...	...	...	...	...	...	...
<b>Total</b>	...	...	3	19	35	504	128	3,537	46	956	187	5,124	9	1,209	2	62	148	5,178	13	874
<b>1918-19.</b>																				
British Indian	...	...	...	...	42	991	102	2,332	50	1,189	6	283	1	54	...	...	7	137	1	254
Arab	...	...	1	81	25	580	71	1,011	15	487	78	2,714	7	1,084	...	...	63	3,211	13	1,683
Turkish	...	...	...	...	...	...	...	...	...	...	...	...	...	...	...	...	...	...	...	...
Persia	...	...	...	...	...	...	...	...	...	...	...	...	...	...	...	...	...	...	...	...
Italian	...	...	...	...	...	...	1	46	...	...	79	2,046	...	...	...	...	1	10	...	...
French	...	...	6	540	...	...	1	80	...	...	...	...	...	...	...	...	...	...	1	78
Dutch	...	...	...	...	1	43	...	...	...	...	...	...	...	...	...	...	...	...	1	248
<b>Total</b>	...	...	7	671	68	1,593	178	4,040	65	1,646	161	5,049	8	1,138	...	...	77	3,358	16	2,228
<b>1919-20.</b>																				
British Indian	3	140	5	110	20	492	73	2,159	55	1,360	4	103	1	58	2	71	11	471	5	1,001
Arab	21	1,187	65	2,031	53	1,252	37	3,078	78	483	54	2,304	2	480	178	4,868	91	5,888	10	647
Turkish	...	...	...	...	...	...	...	...	...	...	...	...	...	...	...	...	...	...	...	...
Persia	...	...	...	...	...	...	...	...	...	...	...	...	...	...	...	...	...	...	...	...
Italian	3	234	1	23	1	20	4	192	...	...	44	1,145	...	...	9	159	7	136	...	...
French	...	...	30	1,833	1	84	...	...	...	...	...	...	...	...	...	...	...	...	...	...
Dutch	...	...	...	...	...	...	1	180	...	...	...	...	...	...	...	...	...	...	1	481
<b>Total</b>	32	1,501	102	4,617	74	1,908	120	5,108	73	1,708	112	3,583	2	538	189	4,898	109	5,905	16	2,109
<b>1920-21.</b>																				
British Indian	3	179	...	...	15	294	101	2,556	13	349	10	262	1	64	4	130	17	832	1	80
Arab	167	4,073	1	4	26	73	29	2,124	7	176	58	2,534	7	1,068	173	4,415	169	6,430	8	513
Turkish	...	...	...	...	...	...	...	...	...	...	...	...	...	...	...	...	...	...	...	...
Persia	...	...	...	...	...	...	...	...	...	...	...	...	...	...	...	...	...	...	...	...
Italian	11	214	...	...	3	80	...	...	1	20	40	982	...	...	3	78	6	154	...	...
French	1	37	...	...	2	74	2	233	...	...	...	...	...	...	...	...	...	...	1	126
Dutch	...	...	...	...	...	...	...	...	...	...	...	...	...	...	...	...	...	...	...	...
Portuguese	...	...	...	...	...	...	...	...	...	...	...	...	...	...	...	...	...	...	...	...
<b>Total</b>	173	5,461	1	4	46	1,180	136	4,912	21	525	108	3,768	8	1,132	180	4,621	174	9,416	10	1,011

14—concluded.

SHIPPING.  
YEARS 1916-17 TO 1920-21.

Foreign Ports and Ports in British India, at the Port of Aden in each official year from 1916-17 to 1920-21.

797

ED—concluded.

										BRITISH INDIA.														
Turkey in Asia (Bussorah).		Perim Island.		Persia.		Returned from Sea.		Total Foreign Countries.		Bombay.		Other Ports.		Malabar Coast.		Total British India.		Ports in the Gulf of Cutch.		Grand Total.		Years and Nationality.		
No.	Tons.	No.	Tons.	No.	Tons.	No.	Tons.	No.	Tons.	No.	Tons.	No.	Tons.	No.	Tons.	No.	Tons.	No.	Tons.	No.	Tons.			
																						1916-17.		
1	706	1	18	11	1,046	1	26	160	4,804	1	129	1	128	1	128	1	128	161	4,632	British Indian.				
3	706	3	129	11	1,046			687	20,161									687	20,161	Arab.				
																						Turkish.		
				4	846			6	1,310									6	1,310	Persia.				
								105	2,290									105	2,290	Italian.				
								3	98									3	98	French.				
																					Cutch.			
5	706	4	147	15	1,892	1	26	661	28,361	1	129							662	28,479	Total.				
																						1917-18.		
		1	18					189	4,488	23	2,669	3	342			26	2,011	3	266	198	7,781	British Indian.		
		1	24	4	964			330	11,771	12	1,786	1	60			13	1,906			346	12,377	Arab.		
																						Turkish.		
				1	208			2	614	1	160					1	160			3	624	Persia.		
								22	1,993											23	1,993	Italian.		
								5	310	1	177					1	177			6	497	French.		
																		1	161	1	161	Cutch.		
		2	43	5	1,170			576	19,073	37	4,752	4	292			41	5,114	4	416	628	24,622	Total.		
																						1918-19.		
								208	6,240	12	1,243	10	918			22	2,685	10	927	241	8,822	British Indian.		
								277	11,320	4	700					4	700			281	12,020	Arab.		
																						Turkish.		
																						Persia.		
								61	2,102											61	2,102	Italian.		
								9	676											9	676	French.		
								2	283	7	788	2	299			9	1,077	9	213	14	1,478	Cutch.		
								477	19,626	23	2,281	12	1,122			35	4,483	18	1,140	625	25,199	Total.		
																						1919-20.		
		1	16					185	6,012	2	152	2	244			4	738	2	601	194	7,347	British Indian.		
		12	260	4	685			348	22,412	2	433					12	433			358	22,851	Arab.		
																						Turkish.		
																						Persia.		
								74	1,910											74	1,910	Italian.		
								31	1,887											31	1,887	French.		
								2	680	5	752									7	1,415	Cutch.		
		18	298	4	665			647	22,668	10	1,377	2	244			12	1,921	2	601	365	25,418	Total.		
																						1920-21.		
		3	108	1	265			169	5,005	4	668	1	172			5	781			174	6,876	British Indian.		
		67	1,348	20	2,008			723	29,248	4	604			1	168	5	772			727	30,218	Arab.		
																						Turkish.		
																						Persia.		
								75	1,758											75	1,758	Italian.		
								7	505											7	505	French.		
																						Cutch.		
																				1	60	Portuguese.		
		80	1,611	22	2,511	1	60	974	26,265	8	1,272	1	112	1	128	10	1,553			984	28,518	Total.		

IMPORT TRANSHIPMENT  
CARGO, 1920-21.

No.

798

NAMES OF ARTICLES.	United Kingdom	France	Austria	Italy	Germany	Europe	Egypt	Sudan and Port Suda	Mamwah and Amab.	British Somaliland	Zanzibar and Pemba	British East Africa	Dibout and Obock	Italian E. Africa
	Pack-ages.	Pack-ages.	Pack-ages.	Pack-ages.	Pack-ages.	Other Countries								
Apparel and Haberdashery	80			151										
Arms and Ammunition	23													
Art, works of				7										
Books and printed matter	27		3	1			9							
Bristles, Brushes, etc.	4			11			1							
Building materials														24
Cabinetware and Furniturs	43			12										1
Candles, excluding Wax	24			80										1
Canes and Rattans														
Caoutchouc and manufactures														
Carriages and Carts	1													
Chemical products	240													
Chinese and Japanese Wares	48													
Clocks and Watches	1													
Coal and patent Fuel														
Coffee											340		5,211	
Coir and manufactures													1,032	
Coral, real														
Cordage and Rope	63													
Cottons and manufactures	1,464			293										18
Drugs and Medicines	325		1	13									1	1
Dyeing and Tanning materials	2													
Earthenware and Porcelain	4			1										
Feathers														
Fireworks														
Flax and manufactures	6													
Fodder, Grass, etc.														
Fruits and Vegetables	9			25			116							
Glass and Glassware	96			269										
Grains and Flour	2										71			
Gums and Resins														19
Hardware and Outlery	102	1	3	283			6							2
Hides and Skins, undressed														147
Horns														
Instruments	30			2			1							
Ivory														13
Jewellery, Plate, etc.	1													
Jute and manufactures	2													6
Leather and manufactures	9	1												14
Liquors and Wines	773	209	63	2,064			109							1
Machinery and Millwork	532			43										
Matches	61			44										
Mats and Matting	1													1
Metals	3,683			24		162								3
Oils	167													
Oil Cloth	69								35					
Paints and Colours	116			1										
Paper and Pastoboard	15			8			1							
Perfumery	10	3		2	17									
Pitch, Tar and Dammer	2													
Provisions	502	42		122			12							10
Railway Plant and Rolling Stock				700										
Salt	13													
Seeds	56													
Shells									2,215					
Ships, and parts of													460	

IMPORT TRANSHIPMENT  
CARGO, 1920-21.

Mauritius and Seychelles.	Madagascar.	Jeddah.	Japan.	Ceylon.	Hodeidah.	Peria.	Straits Settlements.	Red Sea Ports and Islands.	United States of America.	Asia.		India.					Total.
										Other Countries.		Bombay.	Calcutta.	Madras.	Karachi.	Other Ports.	
Pack-ages.	Pack-ages.	Pack-ages.	Pack-ages.	Pack-ages.	Pack-ages.	Pack-ages.	Pack-ages.	Pack-ages.	Pack-ages.	Pack-ages.	Pack-ages.	Pack-ages.	Pack-ages.	Pack-ages.	Pack-ages.	Pack-ages.	Pack-ages.
																	221
																	20
																	7
																	86
																	16
																	33
																	60
																	75
																	76
																	371
																	48
																	1
																	5733
																	1038
																	43
																	8324
																	110
																	360
																	27
																	8
																	5
																	0
																	189
																	378
																	5,975
																	19
																	694
																	162
																	94
																	11
																	1
																	2,181
																	24
																	3,761
																	274
																	181
																	71
																	4716
																	48
																	6,12
																	1
																	21
																	3
																	8
																	4
																	1,11
																	71
																	1
																	1
																	2,7
																	4

799

IMPORT TRANSHIPMENT  
CARGO, 1920-21.

No. 15-

800

NAMES OF ARTICLES.	United Kingdom.	France.	Austria.	Italy.	Germany.	Europe.	Egypt.	Sudan and Fort Sudan.	Massowah and Assab.	British Somaliland, etc.	Zanzibar and Pemba.	British East Africa.	Djibouti and Obock.	Italian E. Africa.
	Pack-ages.	Pack-ages.	Pack-ages.	Pack-ages.	Pack-ages.	Other Countries.								
Silk and manufactures	4			1										
Soap	1,624	80		10										
Spices	8										10			
Stationery	46												1	
Sticks and Whips														
Stone and Marble				262										
Sugar and Confectionery	161													
Tallow	6													
Tea	53													
Telegraph materials														
Toys	2			3										
Umbrellas	3													
Wax	8												14	
Wood	4		1,455	12,710										14
Wool and manufactures	36													
Articles by Post														
All other articles	222	1		4							22		57	3
Gold Bullion	25													
" Coins "														
Silver Bullion														
" Coins "										1				
<b>Total</b>	<b>10,743</b>	<b>897</b>	<b>1,515</b>	<b>16,383</b>	<b>17</b>	<b>154</b>	<b>258</b>	<b>1</b>	<b>2,215</b>	<b>5</b>	<b>445</b>	<b>1,809</b>	<b>5,620</b>	<b>301</b>

Note.—Ordinary figures denote Transhipment Cargo landed and shipped from Private Wharves. Italic figures denote Transhipment Cargo in the Stream.









EXPORT TRANSHIPMENT  
CARGO, 1920-1921.

No.

804

Names of Articles.	United Kingdom.	France.	Austria.	Italy.	Germany.	Europe.	Egypt.	Sudan and Port Sudan.	Mesopotam and Arab.	British Somaliland.	Zanzibar and Pemba.	British East Africa.	Djibouti and Obokot.	Italian East Africa.
	Pack-ages.	Pack-ages.	Pack-ages.	Pack-ages.	Pack-ages.	Other Countries								
Silk and manufactures	...	...	...	...	...	...	...	...	...	1	...	...	4	...
Soap	...	...	...	...	...	...	...	80	30	1	1	...	1,805	...
Spices	...	...	...	...	...	...	...	1	5	...	...	...	18	1
Stationery	1	...	...	...	...	...	...	...	...	...	3	...	54	...
Sticks and Whips	...	...	...	...	...	...	...	...	...	...	...	...	...	...
Stone and Marble	...	...	...	...	...	...	...	...	...	...	...	...	262	...
Sugar and Confectionery	...	...	...	...	...	...	...	...	11	...	...	...	155	62
Tallow	...	...	...	...	...	...	...	...	...	...	...	...	6	...
Ted	...	...	...	...	...	...	...	2,235	...	...	1,422	...	52	...
Telegraph materials	...	...	...	...	...	...	...	...	...	...	...	...	112	...
Toys	...	...	...	...	...	...	...	...	...	...	...	...	5	...
Umbrellas	...	...	...	...	...	...	...	...	...	...	...	...	3	...
Wax	...	144	...	...	...	...	...	...	...	...	...	...	8	...
Wood	...	...	...	...	...	...	...	...	...	...	2	...	14,169	14
Wool and manufactures	...	...	...	...	...	...	...	...	...	...	...	...	38	...
Articles by Posts	...	...	...	...	...	...	...	...	...	...	...	...	...	...
All other articles	52	...	...	...	...	...	13	12	...	2	29	...	270	25
Gold Bullion	...	...	...	...	...	...	...	...	...	...	...	...	93	4
.. Coins	...	...	...	...	...	...	...	...	...	...	...	...	...	...
Silver Bullion	...	...	...	...	...	...	...	...	...	...	...	...	...	...
.. Coins	...	...	...	...	...	...	...	...	...	1	...	...	...	...
Total	2,312 267	2,504 635	...	83	...	403	773 700	3,615	906	1,652	4,690	...	20,235 5,982	233 490

EXPORT TRANSHIPMENT  
CARGO, 1920-1921.

805

Mauritius, Madag. and Seychelles	Madagascar	Jeddah	Japan	Ceylon	Hobart	Perth	Straits Settlements	Red Sea Ports and Islands	United States of America	Asia		India					Total
										Other Countries	Bombay	Calcutta	Madras	Karachi	Other Ports		
Packages	Packages	Packages	Packages	Packages	Packages	Packages	Packages	Packages	Packages	Packages	Packages	Packages	Packages	Packages	Packages	Packages	
..	..	..	..	..	..	..	..	..	..	..	..	..	..	..	..	..	14
..	..	..	..	..	..	..	..	..	..	..	..	..	..	..	..	..	1,817
..	..	..	..	..	..	..	..	..	..	..	..	..	..	..	..	..	21
..	..	..	..	..	..	..	..	..	..	..	..	..	..	..	..	..	80
..	..	..	..	..	..	..	..	..	..	..	..	..	..	..	..	..	62
..	..	..	..	..	..	..	..	..	..	..	..	..	..	..	..	..	202
..	..	..	..	..	..	..	..	..	..	..	..	..	..	..	..	..	230
..	..	..	..	..	..	..	..	..	..	..	..	..	..	..	..	..	10
..	..	..	..	..	..	..	..	..	..	..	..	..	..	..	..	..	3,807
..	..	..	..	..	..	..	..	..	..	..	..	..	..	..	..	..	112
..	..	..	..	..	..	..	..	..	..	..	..	..	..	..	..	..	5
..	..	..	..	..	..	..	..	..	..	..	..	..	..	..	..	..	5
..	..	..	..	..	..	..	..	..	..	..	..	..	..	..	..	..	283
..	..	..	..	..	..	..	..	..	..	..	..	..	..	..	..	..	14,186
..	..	..	..	..	..	..	..	..	..	..	..	..	..	..	..	..	20
..	..	..	..	..	..	..	..	..	..	..	..	..	..	..	..	..	278
..	..	..	..	..	..	..	..	..	..	..	..	..	..	..	..	..	97
..	..	..	..	..	..	..	..	..	..	..	..	..	..	..	..	..	30
181	101	..	..	..	23	..	..	..	908	4,748 (1,500)	46	1	..	..	0	..	57,002 9,468

Note.—Ordinary type Figures denote Transhipment of Cargo landed and shipped from Private Wharves.  
Antique type Figures denote Transhipment of Cargo in the Stream.

807

ACCOUNTS OF THE TRADE

OF THE

FRENCH POSSESSIONS IN INDIA

IN THE

Year ending 31st March 1921, and the four preceding years.

ABSTRACT TABLES  
FRENCH POSSESSIONS

Note.—These tables have been compiled from statistics furnished by the Government of the French Possessions in India

No. 1

*VALUE of the SEA-BORNE FOREIGN and COASTING TRADE, in each Official Year from 1916-17 to 1920-21*

		1916-17	1917-18	1918-19	1919-20	1920-21
		£	£	£	£	£
IMPORTS	FOREIGN TRADE					
	{ MERCHANDISE . . . . .	525,125	104,067	63,068	4,055,869	363,708
	{ TREASURE . . . . .	..	..	..	290	8,214,282
	TOTAL	525,125	104,067	63,068	4,056,159	371,922
EXPORTS	FOREIGN TRADE					
	{ MERCHANDISE . . . . .	620,308	708,557	501,470	614,746	464,479
	{ TREASURE . . . . .	..	..	..	..	..
	TOTAL	620,308	708,557	501,470	614,746	464,479
	TOTAL IMPORTS AND EXPORTS	1,145,433	812,624	564,538	4,670,905	836,401
IMPORTS	COASTING TRADE					
	{ MERCHANDISE . . . . .	28,372	17,475	107,628	81,720	99,162
	{ TREASURE . . . . .	..	..	..	..	688,811
	TOTAL	28,372	17,475	107,628	81,720	787,973
EXPORTS	COASTING TRADE					
	{ MERCHANDISE . . . . .	46,169	29,062	29,621	7,900	7,217
	{ TREASURE . . . . .	..	..	..	..	..
	TOTAL	46,169	29,062	29,621	7,900	7,217
	TOTAL IMPORTS AND EXPORTS	74,541	46,537	137,249	89,620	795,190
	TOTAL FOREIGN AND COASTING TRADE	1,219,974	859,161	701,787	4,760,525	1,631,591

No. 2

*VALUE of the TOTAL IMPORTS and EXPORTS at each PORT, in each Official Year from 1916-17 to 1920-21*

		1916-17	1917-18	1918-19	1919-20	1920-21
		£	£	£	£	£
PONDICHERY—	Imports	27,732	20,263	8,479	11,489	349,618
	{ Foreign countries . . . . .	14,157	5,152	97,487	2,252	94,750
	{ Coast ports . . . . .	602,808	608,927	479,354	608,845	480,432
	Exports	5,725	1,067	4,649	2,905	1,991
	{ Foreign countries . . . . .	..	..	..	..	..
	TOTAL	640,222	636,309	569,919	624,945	899,198
KARikal—	Imports	496,925	84,404	52,753	4,044,740	6,219,267
	{ Foreign countries . . . . .	9,694	7,455	4,736	78,178	684,488
	{ Coast ports . . . . .	17,500	39,680	22,116	6,221	14,048
	Exports	40,496	26,358	24,331	1,431	2,747
	{ Foreign countries . . . . .	..	..	..	..	..
	TOTAL	564,615	157,547	109,981	4,125,680	6,920,545
MAHE—	Imports	468	..	1,831	..	..
	{ Foreign countries . . . . .	667	239	206	146	469
	{ Coast ports . . . . .	..	..	..	..	..
	Exports	..	498	..	1,684	605
	{ Foreign countries . . . . .	..	..	..	..	..
	TOTAL	1,135	737	2,037	1,830	1,074
YANAM—	Imports	..	..	..	..	..
	{ Foreign countries . . . . .	3,354	4,929	5,259	6,123	8,271
	{ Coast ports . . . . .	..	..	..	120	..
	Exports	449	239	641	1,007	2,763
	{ Foreign countries . . . . .	..	..	..	..	..
	TOTAL	4,322	4,568	5,900	8,150	11,034

NOTE.—The sterling figures have been worked out at the rate of 1 franc=42d. for the years 1919-20 and 1920-21, and 1 franc=96d. for earlier years

ABSTRACT TABLES  
FRENCH POSSESSIONS

( 810 )

No. 3

VALUE of the IMPORTS by SEA of MERCHANDISE from each FOREIGN COUNTRY and from INDIAN PORTS, in each Official Year from 1916-17 to 1920-21

COUNTRIES	1916-17			1917-18			1918-19			1919-20			1920-21		
	Merchandise	Treasure	TOTAL	Merchandise	Treasure	TOTAL	Merchandise	Treasure	TOTAL	Merchandise	Treasure	TOTAL	Merchandise	Treasure	TOTAL
	£	£	£	£	£	£	£	£	£	£	£	£	£	£	£
<b>EUROPE—</b>															
United Kingdom	77	..	77	..	..	..	..	..	..	..	..	..	..	..	..
Russia	..	..	..	..	..	..	..	..	..	..	..	..	65,658	..	65,658
France	8,575	..	8,575	3,810	..	3,810	1,831	..	1,831	3,539	200	3,829	12,576	19,804	32,380
<b>ASIA—</b>															
Straits Settlements	116,328	..	116,328	70,265	..	70,265	61,120	..	61,120	3,795,475	..	3,795,475	203,494	8,194,478	8,397,972
AMERICA	..	..	..	..	..	..	..	..	..	..	..	..	75,824	..	75,824
Other Countries	400,145	..	400,145	30,592	..	30,592	117	..	117	256,875	..	256,875	6,251	..	6,251
<b>TOTAL FOREIGN COUNTRIES</b>	<b>525,125</b>	<b>..</b>	<b>525,125</b>	<b>104,667</b>	<b>..</b>	<b>104,667</b>	<b>63,068</b>	<b>..</b>	<b>63,068</b>	<b>4,055,880</b>	<b>200</b>	<b>4,056,179</b>	<b>369,798</b>	<b>8,214,282</b>	<b>8,578,469</b>
<b>BRITISH INDIAN PORTS</b>	<b>27,440</b>	<b>..</b>	<b>27,440</b>	<b>17,013</b>	<b>..</b>	<b>17,013</b>	<b>107,131</b>	<b>..</b>	<b>107,131</b>	<b>73,236</b>	<b>..</b>	<b>73,236</b>	<b>97,736</b>	<b>688,811</b>	<b>766,547</b>
<b>FRENCH INDIAN PORTS</b>	<b>932</b>	<b>..</b>	<b>932</b>	<b>450</b>	<b>..</b>	<b>450</b>	<b>497</b>	<b>..</b>	<b>497</b>	<b>8,484</b>	<b>..</b>	<b>8,484</b>	<b>1,416</b>	<b>..</b>	<b>1,416</b>
<b>TOTAL INDIAN PORTS</b>	<b>28,372</b>	<b>..</b>	<b>28,372</b>	<b>17,475</b>	<b>..</b>	<b>17,475</b>	<b>107,628</b>	<b>..</b>	<b>107,628</b>	<b>81,720</b>	<b>..</b>	<b>81,720</b>	<b>99,152</b>	<b>688,811</b>	<b>767,963</b>
<b>GRAND TOTAL</b>	<b>553,497</b>	<b>..</b>	<b>553,497</b>	<b>122,142</b>	<b>..</b>	<b>122,142</b>	<b>170,696</b>	<b>..</b>	<b>170,696</b>	<b>4,137,600</b>	<b>200</b>	<b>4,137,800</b>	<b>462,950</b>	<b>8,903,093</b>	<b>9,346,432</b>

No. 4

VALUE of the IMPORTS by SEA of MERCHANDISE to each FOREIGN COUNTRY and to INDIAN PORTS, in each Official Year from 1916-17 to 1920-21

COUNTRIES	1916-17			1917-18			1918-19			1919-20			1920-21		
	Merchandise	Treasure	TOTAL	Merchandise	Treasure	TOTAL	Merchandise	Treasure	TOTAL	Merchandise	Treasure	TOTAL	Merchandise	Treasure	TOTAL
	£	£	£	£	£	£	£	£	£	£	£	£	£	£	£
<b>EUROPE—</b>															
United Kingdom	..	..	..	..	..	..	..	..	..	..	..	..	60	..	60
France	321,714	..	321,714	150,669	..	150,669	77,975	..	77,975	421,115	..	421,115	144,766	..	144,766
<b>ASIA—</b>															
Straits Settlements	54,755	..	54,755	238,458	..	238,458	184,087	..	184,087	77,771	..	77,771	92,629	..	92,629
Other Countries	243,839	..	243,839	319,430	..	319,430	239,408	..	239,408	115,860	..	115,860	227,024	..	227,024
<b>TOTAL FOREIGN COUNTRIES</b>	<b>620,308</b>	<b>..</b>	<b>620,308</b>	<b>708,557</b>	<b>..</b>	<b>708,557</b>	<b>501,470</b>	<b>..</b>	<b>501,470</b>	<b>614,746</b>	<b>..</b>	<b>614,746</b>	<b>464,473</b>	<b>..</b>	<b>464,473</b>
<b>BRITISH INDIAN PORTS</b>	<b>44,572</b>	<b>..</b>	<b>44,572</b>	<b>28,526</b>	<b>..</b>	<b>28,526</b>	<b>28,949</b>	<b>..</b>	<b>28,949</b>	<b>7,654</b>	<b>..</b>	<b>7,654</b>	<b>6,821</b>	<b>..</b>	<b>6,821</b>
<b>FRENCH INDIAN PORTS</b>	<b>1,617</b>	<b>..</b>	<b>1,617</b>	<b>536</b>	<b>..</b>	<b>536</b>	<b>672</b>	<b>..</b>	<b>672</b>	<b>246</b>	<b>..</b>	<b>246</b>	<b>496</b>	<b>..</b>	<b>496</b>
<b>TOTAL INDIAN PORTS</b>	<b>46,189</b>	<b>..</b>	<b>46,189</b>	<b>29,062</b>	<b>..</b>	<b>29,062</b>	<b>29,621</b>	<b>..</b>	<b>29,621</b>	<b>7,900</b>	<b>..</b>	<b>7,900</b>	<b>7,317</b>	<b>..</b>	<b>7,317</b>
<b>GRAND TOTAL</b>	<b>666,497</b>	<b>..</b>	<b>666,497</b>	<b>737,619</b>	<b>..</b>	<b>737,619</b>	<b>531,091</b>	<b>..</b>	<b>531,091</b>	<b>622,646</b>	<b>..</b>	<b>622,646</b>	<b>471,796</b>	<b>..</b>	<b>471,796</b>

NOTE.—The sterling figures have been worked out at the rate of 1 franc = 16.66 for 1919-20 and 1920-21, and 1 franc = 16.66 for earlier years.



QUANTITY and VALUE of PRINCIPAL and other ARTICLES of MERCHANDISE IMPORTED by SEA  
from FOREIGN COUNTRIES, in each Official Year from 1916-17 to 1920-21

ARTICLES		QUANTITY					VALUE				
		1916-17	1917-18	1918-19	1919-20	1920-21	1916-17	1917-18	1918-19	1919-20	1920-21
Animals living	Number	..	..	..	..	4	£	£	£	£	£ 220
Arms, Ammunitions and Military Stores—											
Gunpowder	100 kilogs	..	..	..	..	1	..	..	..	..	13
Andles	100 kilogs	..	..	1	..	6	..	4	3	..	5
Canes and rattans	100 kilogs	3	50	17	28	15	17	272	132	66	20
Chemicals	100 kilogs	6,631	2,830	2,958	2,325	4,717	11,689	9,582	11,154	7,240	24,263
Dyeing and Tanning substances—											
Indigo	100 kilogs	..	..	..	..	38	..	..	..	..	53
Earthenware and Porcelain	100 kilogs	72	..	..	50	31	161	..	0	162	62
Furniture and Cabinetware	value	—	—	—	—	—	27	18	27	0	1,040
Glass and Glassware	100 kilogs	7	6	10	1	24	10	26	19	0	116
Grain, Pulse, and Flour	100 kilogs	333	374	310	150	485	801	494	588	254	1,210
Gums and Resins	100 kilogs	250	..	..	..	1,675	619	..	..	..	20,774
Liquors—											
Wines and liqueurs	litres	74,484	47,052	18,423	45,343	127,014	6,207	2,292	2,207	1,707	10,964
Metals and Ores	100 kilogs	140	1	..	..	163	45,348	10	..	..	69,161
Oils	100 kilogs	330,297	44	15	45	50,180	} 894,241	} 30,082	} 79	} 251,776	} 142,052
	gals.	..	601,154	..	3,087,084	..					
Paper and Pastboard	100 kilogs	13	197	..	278	142	87	610	..	181	423
Perfumery	100 kilogs	162	..	30	..	..	2,629	..	180	..	..
Provisions and Oilman's stores	100 kilogs	188	233	3	5	95	} 997	} 201	} 54	} 47	} 612
	litres	2,000	550	..	..	4,772					
Seeds—											
Copras	100 kilogs	..	..	..	2	..	..	..	..	5	..
Spices—											
Betelnuts	100 kilogs	45,510	20,900	16,691	15,910	20,121	42,187	30,087	29,910	31,533	51,100
Pepper	100 kilogs	192	460	138	253	237	2,456	5,532	2,015	1,733	1,736
Other sorts	100 kilogs	30	180	..	..	22	55	94	..	..	226
Sugar—											
Refined Sugar	100 kilogs	174	2,021	2,280	1,322	679	6,997	3,671	5,448	4,597	2,639
Molasses	100 kilogs	..	..	..	..	20,030	..	..	..	..	6,251
Textiles—											
Cotton—											
Raw	100 kilogs	..	9	..	1	6	..	6	2	7	13
Manufactures	100 kilogs	154	126	90	80	71	2,122	2,920	2,281	667	2,567
Jute—											
Manufactures—											
Gunny bags	100 kilogs	150	1,010	320	220	1,140	322	2,949	1,260	394	2,085
Tobacco	100 kilogs	5	95	..	14	24	29	1,674	3	60	1,959
Wood and timber	value	—	—	—	—	—	7,581	2,708	..	412	309
All other articles		—	—	—	—	—	422	10,287	5,975	2,754,978	11,684
<b>TOTAL MERCHANDISE</b>		—	—	—	—	—	525,125	104,667	62,068	4,054,589	268,791
<b>TREASURE</b>		—	—	—	—	—	..	..	..	290	6,214,281
<b>TOTAL MERCHANDISE AND TREASURE</b>		—	—	—	—	—	525,125	104,667	62,068	4,054,170	8,578,061

NOTE.—The sterling figures have been worked out at the rate of 1 franc=4'2d. for the years 1919-20 and 1920-21, and 1 franc=3'5d. for earlier years

GENERAL EXPORTS  
FRENCH POSSESSIONS

( 812 )

No. 6

QUANTITY and VALUE of PRINCIPAL and other ARTICLES of MERCHANDISE (FOREIGN and INDIAN)  
EXPORTED by SEA to FOREIGN COUNTRIES, in each Official Year from 1916-17 to 1920-21

ARTICLES	QUANTITY					VALUE				
	1916-17	1917-18	1918-19	1919-20	1920-21	1916-17	1917-18	1918-19	1919-20	1920-21
Apparel . . . . . value	—	—	—	—	—	£	£	£	£	£
Animals, living . . . . . number	..	..	57	192	..	..	..	495	1,481	..
Coffee . . . . . 100 kilogs	..	..	..	..	47	..	..	..	..	..
Dyeing and Tanning substances—										
Indigo . . . . . 100 kilogs	5	17	15	25	60	227	745	599	245	41
Turmeric . . . . . 100 kilogs	192	1	..	450	1,234	341	..	..	487	1,40
Other sorts . . . . . 100 kilogs	..	..	..	..	..	..	..	6	..	..
Earthenware and Porcelain . . . . . value	—	—	—	—	—	26	25	36	20	1
Fruits and Vegetables—										
Coconuts . . . . . 100 kilogs	1,510	..	..	..	..	344	..	..	..	..
Onions . . . . . 100 kilogs	..	..	..	6,990	3,336	..	..	..	3,415	11,40
Tamarind . . . . . 100 kilogs	990	446	1,230	3,660	509	921	365	1,030	1,742	1,90
Other sorts . . . . . 100 kilogs	49	12,880	..	..	..	12,207	13,010	..	..	..
Grain, Pulse, and Flour—										
Rice not in the husk . . . . . 100 kilogs	10,384	15,290	6,385	40	5	10,957	10,513	9,019	81	1
Flour . . . . . 100 kilogs	244	..	1	3	..	458	..	8	9	..
Other sorts . . . . . 100 kilogs	26	19,800	1,201	..	122	26	28,799	13,604	..	80
Hides and Skins . . . . . 100 kilogs	13	..	50	10	62	22	..	179	60	70
Oils . . . . . 100 kilogs	141	4,408	155	1,248	160	..	..	..	..	..
litres . . . . .	306	..	16,500	..	..	2,090	19,094	1,625	3,884	50
Paper and Pastboards . . . . . 100 kilogs	..	..	..	..	..	..	..	..	..	..
Perfumery . . . . . 100 kilogs	..	..	..	3	..	..	..	..	10	..
Provisions and Oilman's stores										
Dry and salted . . . . . 100 kilogs	197	30	353	134	341	148	34	483	378	20
Seeds—										
Groundnuts . . . . . 100 kilogs	187	50,280	13,130	314,140	153	196,364	47,406	99,781	331,248	154,50
Spices—										
Betelnuts . . . . . 100 kilogs	1	2	1	2	5	11	11	6	12	1
Chillies . . . . . 100 kilogs	14	170	10	..	47	80	373	77	..	9
Other sorts . . . . . 100 kilogs	..	..	..	6	26	..	..	..	13	18
Sugar . . . . . 100 kilogs	21	..	..	87	65	17	..	6	507	31
Textiles—										
Cotton—										
Manufactures . . . . . 100 kilogs	115	30,780	23,330	27,980	72,010	392,150	455,426	369,620	258,140	231,06
Jute—										
Manufactures—										
Gunny Bags . . . . . 100 kilogs	..	..	..	1	..	..	..	..	5	..
Tobacco . . . . . 100 kilogs	26	40	180	144	333	156	309	1,007	200	2,770
All other articles . . . . . value	—	—	—	—	—	3,825	126,354	3,880	12,914	7,160
<b>TOTAL MERCHANDISE</b> . . . . .	—	—	—	—	—	620,308	708,557	501,470	614,746	464,470
<b>TREASURE</b> . . . . .	—	—	—	—	—	..	..	..	..	..
<b>TOTAL MERCHANDISE AND TREASURE</b> . . . . .	—	—	—	—	—	620,308	708,557	501,470	614,746	464,470

NOTE.—The sterling figures have been worked out at the rate of 1 franc=4.2d. for the years 1919-20 and 1920-21, and 1 franc=9.5d. for earlier years

QUANTITY and VALUE of PRINCIPAL and other ARTICLES of MERCHANDISE, IMPORTED by SEA  
from INDIAN PORTS, in each Official Year from 1916-17 to 1920-21

ARTICLES		QUANTITY					VALUE				
		1916-17	1917-18	1918-19	1919-20	1920-21	1916-17	1917-18	1918-19	1919-20	1920-21
Males, living	number	3,510	3,161	3,040	2,105	2,210	396	354	364	264	396
Mining and Engineering materials—											
Bricks and tiles	100 kilogs	2,010	200	30	1,220	500	230	23	2	133	43
Stones	100 kilogs						4		4		
Iron and Cast-iron	100 kilogs	500					203	8			
Iron	number		2,000								
Chemicals	100 kilogs	183		26			1,104		77		
Tea	100 kilogs	13,800	21,360	240			1,331	2,353	102		
Tea other than roasted or ground	100 kilogs				2	2				14	18
Rubber and Tanning substances	100 kilogs				6	13				11	20
Earthenware and Porcelain	value										7
Starch and Vegetables	100 kilogs	94	2,185	6,207	12	118	82	236	632	10	196
Furniture and Cabinetware	value			100							
Glass and Glassware	value						86	16	28	50	180
Oil, Pulse, and Flour—											94
Rice (husked and unhusked)	100 kilogs	1,960	1,910	1,960	5,040	2,002	708	908	1,079	2,447	2,331
Flour	100 kilogs	738		1	1	1,300	1,288		3	3	1,363
Other sorts	100 kilogs	740	930	890	867	3,940	792	527	532	906	4,001
Liquors—											
Spirit (arrack)	litres		5,325	3,100	6,618	7,135		465	448	623	795
	gallons		600	2,400	2,200						
Wines and Liqueurs	litres	28,053	5,637	25,957	11,631	30,263	1,578	1,045	2,348	1,872	3,018
Metals and Ores	100 kilogs										
Iron	100 kilogs	344	1	277	192	83					
Aluminum	litres			2,500			600	1,014	1,107	610	1,169
	gals		48								
Paper and Pasteboard	100 kilogs	185		47	120	563	562		310	535	1,008
Pitch and Tar	100 kilogs				10	85				25	30
Plants, living	value						178	770		339	1,240
Provisions and Oilman's stores	100 kilogs	980	21	12	3	290	504	147	1.0	12	60
	litres	70	35								
Beans—											
Copra	100 kilogs	87	1,960	1,055	150,900	10	29	2,741	1,892	493	8
Groundnuts	100 kilogs			3,210					4,269		
Spices—											
Resinoids	100 kilogs	6,362	2,510	225	1	2,767	3,227	711	522	5	3,04
Chillies	100 kilogs					140					81
Pepper	100 kilogs	83		2	2	97	1,423	2	30	9	75
Others	100 kilogs								4		
Stone and marble	value							24	13	30	
Sugar	100 kilogs	252	121	129	5	53	948	225	221	84	31
Textiles—											
Cotton—											
Raw	100 kilogs	5		28	10	17,670	2		87,402	18	64,8
Manufactures	100 kilogs	101	68	166	70	175	704	1,122	1,536	648	2,0
Jute—											
Manufactures—											
Gunny bags	100 kilogs	2,612	1,520	140	202	2	6,200	2,512	636	608	2,1
Tobacco	100 kilogs	127	112	93			227	205	504	546	1,092
Wood and timber	value						443		613		4
All other articles							2,904	671	1,493	70,512	
<b>TOTAL MERCHANDISE</b>							23,372	17,475	107,623	81,720	69,868
<b>TREASURE</b>											868
<b>TOTAL MERCHANDISE AND TREASURE</b>							23,372	17,475	107,623	81,720	70,736

The above figures have been worked out at the rate of 1 franc = 4.25 for the years 1919-20 and 1920-21, and 1 franc = 4.25 for earlier years.

GENERAL EXPORTS  
FRENCH POSSESSIONS

( 814 )

No. 8.

QUANTITY and VALUE of PRINCIPAL and other ARTICLES of MERCHANDISE (FOREIGN and INDIAN)  
EXPORTED by SEA to INDIAN PORTS, in each Official Year from 1916-17 to 1920-21

ARTICLES	QUANTITY					VALUE				
	1916-17	1917-18	1918-19	1919-20	1920-21	1916-17	1917-18	1918-19	1919-20	1920-21
<b>Building and Engineering Materials—</b>						£	£	£	£	£
Bricks . . . . . number	..	..	..	..	20,000	..	..	..	..	..
Chemicals . . . . . 100 kilogs	7	..	22,500	18	28	168	..	81	66	25
Coal . . . . . 100 kilogs	..	580	..	..	..	..	30	..	..	..
<b>Dyeing and Tanning substances—</b>										
Indigo . . . . . 100 kilogs	15	4	1	..	..	648	194	29	..	..
Earthenware and Porcelain . . . . . value	—	—	—	—	—	1,490	1,638	1,572	1,339	1,51
Fish, dry . . . . . 100 kilogs	..	..	..	..	9	..	..	..	..	..
<b>Fruits and Vegetables—</b>										
Coconuts . . . . . number	..	..	..	222,500	97,875	..	..	..	1,447	61
Onions . . . . . 100 kilogs	..	..	..	..	50	..	..	..	..	2
Tamarind . . . . . 100 kilogs	127	5	12	..	10	110	5	6	..	..
Other sorts . . . . . 100 kilogs	40	..	1,520	..	..	164	..	38	..	..
<b>Grain, Pulse, and Flour—</b>										
Rice, in the husk . . . . . 100 kilogs	192	750	2,420	..	..	1,322	501	1,651	..	..
.. not in the husk . . . . . 100 kilogs	32,578	18,610	18,420	..	..	30,737	19,391	20,591	..	..
Other sorts . . . . . 100 kilogs	382	50	327	3,350	670	198	23	244	2,766	1,3
Hides and Skins . . . . . 100 kilogs	..	..	22	1,324	38	..	..	38	572	1
<b>Liquors—</b>										
Spirit (Arrack) . . . . . litres	..	1,000	1,250	441	3,750	..	97	136	32	2
Wines and Liqueurs . . . . . litres	7,836	3,925	528	2,911	3,082	1,466	458	109	142	7
Manures . . . . . 100 kilogs	..	1,080	..	..	..	..	492	..	..	..
Oils . . . . . 100 kilogs	14	30	28	4	..	72	102	106	5	8
<b>Provisions and Oilman's stores—</b>										
Dry and salted . . . . . value	—	—	—	—	—	675	45	661	344	1
Other sorts . . . . . litres	750	24	..	..	..	40	1	..	..	..
<b>Seeds—</b>										
Copras . . . . . 100 kilogs	..	..	..	36	..	..	..	..	93	..
Coriander . . . . . 100 kilogs	..	8	48	..	..	..	28	114	..	..
Groundnuts . . . . . 100 kilogs	1,060	..	90	..	..	1,080	..	64	..	..
<b>Spices—</b>										
Chillies . . . . . 100 kilogs	65	19	31	226	127	118	56	125	621	676
Other sorts . . . . . 100 kilogs	..	..	..	..	..	..	..	..	..	..
Sugar J . . . . . 100 kilogs	..	..	..	1	..	..	..	..	7	..
<b>Textiles—</b>										
<b>Cotton—</b>										
Manufactures . . . . . 100 kilogs	182	120	50	16	9	7,389	5,945	1,473	215	70
Wood and timber . . . . . 100 kilogs	..	..	300	1,250	165	..	..	15	111	70
All other articles . . . . . value	—	—	—	—	—	622	376	2,568	143	262
<b>TOTAL MERCHANDISE</b> ..	—	—	—	—	—	46,189	29,062	29,621	7,900	7,317
<b>TREASURE</b> ..	—	—	—	—	—	..	..	..	..	..
<b>TOTAL MERCHANDISE AND TREASURE</b> ..	—	—	—	—	—	46,189	29,062	29,621	7,900	7,317

NOTE.—The sterling figures have been worked out at the rate of 1 franc=4.2d. for the years 1919-20 and 1920-21, and 1 franc=9.5d. for earlier years

## SHIPPING TABLES NOS. 1 TO 11.

*Note.*—The tonnage figures in these tables represent net registered tonnage.

## SHIPPING—FOREIGN TRADE

## ABSTRACT TABLES

No. 1

TOTAL NUMBER and TONNAGE of VESSELS, including their repeated voyages, that ENTERED and CLEARED, with CARGOES and in BALLAST, at PORTS in BRITISH INDIA, in each Official Year from 1916-17 to 1920-21

## ENTERED

YEARS	BENGAL		BIHAR AND ORISSA		BOMBAY		SIND		MADRAS		BURMA		TOTAL		
	ves.	tons	ves.	tons	ves.	tons	ves.	tons	ves.	tons	ves.	tons	ves.	tons	
<b>WITH CARGOES—</b>															
1916-17 . . . . .	Steam	299	853,115	..	..	487	1,299,299	140	325,370	826	936,186	242	514,256	1,944	3,938,226
	Sailing	5	4,168	..	..	317	28,429	461	37,968	503	39,469	19	1,456	1,305	111,490
1917-18 . . . . .	Steam	281	792,106	..	..	378	1,045,188	185	303,006	925	740,953	191	397,708	1,905	3,278,911
	Sailing	10	1,453	..	..	357	40,829	571	45,122	456	34,790	46	9,334	1,440	131,523
1918-19 . . . . .	Steam	376	1,049,796	..	..	401	1,119,059	242	447,343	719	604,953	237	417,987	1,975	3,689,088
	Sailing	8	4,487	..	..	312	41,572	351	31,395	391	29,196	89	7,250	1,151	113,900
1919-20 . . . . .	Steam	405	1,253,718	..	..	619	1,934,787	146	407,854	689	943,540	226	520,517	2,085	5,060,216
	Sailing	6	2,209	..	..	300	36,568	332	29,374	309	23,904	103	14,149	1,050	106,104
1920-21 . . . . .	Steam	581	1,905,111	..	..	634	2,035,763	220	605,097	719	1,164,521	278	762,482	2,432	6,472,974
	Sailing	5	745	..	..	229	27,831	328	30,824	296	24,727	29	3,880	887	83,057
<b>IN BALLAST—</b>															
1916-17 . . . . .	Steam	213	553,055	..	..	200	372,751	159	387,212	187	102,954	203	360,057	962	1,776,029
	Sailing	2	435	..	..	..	..	110	8,330	584	43,779	101	13,041	797	66,085
1917-18 . . . . .	Steam	117	308,793	..	..	61	147,799	308	763,906	62	40,558	277	466,911	820	1,722,967
	Sailing	3	4,587	..	..	17	2,186	730	53,331	461	33,939	123	21,719	1,334	116,362
1918-19 . . . . .	Steam	199	330,435	..	..	33	85,388	159	359,288	33	27,183	333	607,993	667	1,410,287
	Sailing	5	5,173	..	..	20	3,715	331	32,191	355	30,727	140	17,394	851	89,200
1919-20 . . . . .	Steam	173	460,620	..	..	113	271,652	58	136,382	34	85,924	128	309,033	506	1,283,611
	Sailing	4	5,508	..	..	1	441	83	8,019	217	22,824	126	11,573	431	43,365
1920-21 . . . . .	Steam	240	635,508	..	..	93	198,949	109	233,988	10	23,469	164	346,312	616	1,433,226
	Sailing	7	1,554	..	..	1	125	87	8,236	205	21,980	96	15,323	396	47,218
<b>TOTAL—</b>															
1916-17 . . . . .	Steam	512	1,416,170	..	..	637	1,672,050	299	712,582	1,013	1,039,140	445	874,313	2,906	5,714,255
	Sailing	7	4,603	..	..	317	28,429	571	46,798	1,087	83,248	120	14,497	2,102	177,575
1917-18 . . . . .	Steam	393	1,095,899	..	..	434	1,192,937	438	1,066,912	987	781,511	468	864,619	2,725	5,001,878
	Sailing	13	6,040	..	..	374	43,015	1,301	98,953	917	63,729	169	31,053	2,774	247,790
1918-19 . . . . .	Steam	485	1,380,231	..	..	434	1,204,447	401	806,631	752	632,136	570	1,025,930	2,642	5,049,375
	Sailing	13	9,660	..	..	332	45,237	682	63,536	746	59,923	229	24,644	2,002	203,100
1919-20 . . . . .	Steam	578	1,734,338	..	..	732	2,206,439	204	544,036	723	1,029,464	354	829,550	2,591	6,343,827
	Sailing	10	7,717	..	..	301	37,009	415	37,323	526	46,623	229	25,722	1,481	154,469
1920-21 . . . . .	Steam	821	2,540,619	..	..	727	2,234,712	329	839,085	729	1,187,990	442	1,108,794	3,048	7,911,206
	Sailing	12	2,299	..	..	230	28,006	415	39,060	501	46,707	125	19,293	1,233	135,278

## No. 1—continued

TOTAL NUMBER and TONNAGE of VESSELS, including their repeated voyages, that ENTERED and CLEARED with CARGOES and in BALLAST, at PORTS in BRITISH INDIA, in each Official Year from 1916-17 to 1920-21

## CLEARED

YEARS	BENGAL		BIHAR AND ORISSA,		BOMBAY		SIND		MADRAS		BURMA		TOTAL		
	ves.	tons	ves.	tons	ves.	tons	ves.	tons	ves.	tons	ves.	tons	ves.	tons	
<b>WITH CARGOES—</b>															
1916-17 . . . . .	Steam	600	1,673,897	..	..	493	1,380,485	284	648,669	1,010	1,074,072	449	911,639	2,826	5,686,762
	Sailing	7	4,393	..	..	253	25,031	905	71,537	560	73,533	224	27,183	2,349	201,676
1917-18 . . . . .	Steam	421	1,209,999	..	..	430	1,203,348	428	1,038,202	1,406	831,798	489	941,206	2,774	5,234,728
	Sailing	10	5,496	..	..	474	54,941	1,560	119,360	823	60,775	216	22,176	2,065	272,743
1918-19 . . . . .	Steam	456	1,338,800	..	..	358	963,374	297	688,361	781	736,867	618	1,171,408	2,510	4,898,610
	Sailing	11	7,997	..	..	364	51,620	814	78,142	716	67,435	314	28,057	2,219	242,261
1919-20 . . . . .	Steam	632	1,920,711	..	..	638	1,937,833	190	446,017	716	937,272	315	711,189	2,491	6,002,568
	Sailing	13	8,427	..	..	233	31,061	415	27,504	520	53,601	266	20,368	1,447	160,891
1920-21 . . . . .	Steam	720	2,225,239	..	..	575	1,831,245	303	727,445	711	1,128,175	397	906,800	2,708	6,908,708
	Sailing	4	943	..	..	182	21,719	416	39,853	438	44,731	198	20,792	1,228	127,038
<b>IN BALLAST—</b>															
1916-17 . . . . .	Steam	21	70,269	..	..	63	64,423	10	28,219	4	8,433	6	15,320	104	166,669
	Sailing	..	..	..	..	1	615	1	71	87	5,341	..	..	89	6,027
1917-18 . . . . .	Steam	21	69,232	..	..	12	28,872	3	8,864	1	2,931	2	6,974	39	116,928
	Sailing	..	..	..	..	3	175	..	..	59	3,616	..	..	62	2,791
1918-19 . . . . .	Steam	16	53,103	..	..	31	66,351	6	13,394	2	1,900	4	4,012	59	128,730
	Sailing	..	..	..	..	3	490	3	125	65	3,455	1	39	72	4,100
1919-20 . . . . .	Steam	26	77,106	..	..	61	177,780	15	47,374	9	24,472	2	1,700	112	224,422
	Sailing	1	119	..	..	7	838	1	99	94	3,162	2	208	106	9,411
1920-21 . . . . .	Steam	33	106,893	..	..	51	125,636	15	41,025	16	47,762	15	41,635	122	271,661
	Sailing	..	..	..	..	10	1,096	5	506	79	6,798	2	1,027	96	9,242
<b>TOTAL—</b>															
1916-17 . . . . .	Steam	621	1,744,166	..	..	556	1,444,907	294	676,883	1,014	1,082,510	455	926,969	2,940	5,855,430
	Sailing	7	4,393	..	..	254	25,646	906	71,608	1,047	78,874	224	27,182	2,438	207,702
1917-18 . . . . .	Steam	442	1,279,231	..	..	442	1,232,220	431	1,047,156	1,007	834,729	491	946,270	2,813	5,741,664
	Sailing	10	5,496	..	..	477	55,116	1,560	119,360	822	64,301	216	22,176	2,147	276,526
1918-19 . . . . .	Steam	472	1,391,903	..	..	389	1,029,725	303	701,725	783	738,767	622	1,175,420	2,569	5,097,540
	Sailing	11	7,997	..	..	367	52,110	817	78,267	731	70,890	314	28,126	2,301	247,291
1919-20 . . . . .	Steam	638	1,997,817	..	..	609	2,115,613	205	498,391	725	1,011,744	317	712,329	2,491	6,321,398
	Sailing	14	8,526	..	..	240	31,999	418	27,803	614	61,663	268	20,561	1,592	170,290
1920-21 . . . . .	Steam	728	2,280,242	..	..	628	1,966,281	318	768,471	729	1,175,937	413	1,038,235	2,828	7,250,346
	Sailing	4	943	..	..	192	22,515	421	40,359	517	51,434	200	20,929	1,374	164,222

ABSTRACT TABLES  
SHIPPING

( 818 )

No. 2

TRADE WITH

TOTAL NUMBER and TONNAGE of BRITISH, BRITISH INDIAN, and FOREIGN VESSELS, and NATIVE at PORTS in BRITISH INDIA, in each Official

COUNTRIES WHENCE ENTERED	1916-17						1917-18						With Cargoes	
	With Cargoes		In Ballast		Total		With Cargoes		In Ballast		Total			
	ves.	tons	ves.	tons	ves.	tons	ves.	tons	ves.	tons	ves.	tons	ves.	tons
UNITED KINGDOM AND BRITISH POSSESSIONS—														
UNITED KINGDOM	296	1,170,900	15	39,785	311	1,210,685	183	740,226	11	31,481	194	771,707	205	797,081
GIBRALTAR	..	..	..	..	..	..	..	..	2	5,553	2	5,553	..	..
MALTA AND GOZO	..	..	5	14,374	5	14,374	..	..	1	2,170	1	2,170	..	..
ADEN AND DEPENDENCIES	47	116,481	36	86,394	83	202,875	41	87,477	28	59,094	69	146,571	42	81,318
BAHRAIN ISLANDS	2	3,209	..	..	2	3,209	7	9,147	..	..	7	9,147	2	2,606
MALDIVES	41	4,110	6	481	47	4,591	24	1,879	48	3,319	72	5,198	13	1,422
Ceylon	11	1,177	1	130	12	1,307	11	1,012	2	282	13	1,294	9	1,108
FEDERATED MALAY STATES	666	423,314	391	536,833	1,057	960,147	837	418,297	210	408,363	1,047	826,660	703	485,841
STRAITS SETTLEMENTS (INCLUDING LABUAN)	426	23,792	672	54,586	1,098	83,378	462	35,507	534	42,630	996	78,157	410	31,908
BRITISH BORNEO	2	5,416	1	2,708	3	8,124	..	..	..	..	..	..	..	..
TERRITORY OF PAPUA	..	..	..	..	..	..	..	..	..	..	..	..	..	..
HONGKONG	181	332,893	130	139,777	311	472,670	154	300,807	172	208,287	326	509,094	186	267,150
EGYPT	13	1,147	1	153	14	1,300	37	3,536	5	492	42	4,028	69	6,414
CAPE COLONY	..	..	..	..	..	..	..	..	..	..	..	..	..	..
NATAL	..	..	..	..	..	..	..	..	..	..	..	..	..	..
MAURITIUS AND DEPENDENCIES (INCLUDING SEYCHELLES)	38	68,148	1	1,990	34	70,138	27	47,489	..	..	27	47,489	38	68,064
EAST AFRICAN PROTECTORATE (INCLUDING ZANZIBAR AND PEMBA)	30	77,599	179	444,681	209	522,580	40	119,060	170	47,975	210	567,035	63	183,708
SOMALILAND	4	9,822	2	5,339	6	15,160	2	5,733	1	3,354	3	9,087	1	5,190
CANADA	..	..	..	..	..	..	..	..	..	..	..	..	..	..
BRITISH WEST INDIA ISLANDS	..	..	1	2,149	1	2,149	..	..	..	..	..	..	..	..
BRITISH GUIANA	..	..	..	..	..	..	..	..	..	..	..	..	..	..
AUSTRALIAN COMMONWEALTH	30	79,317	20	57,436	50	136,753	25	61,303	6	19,079	31	80,384	27	66,423
NEW ZEALAND	..	..	..	..	..	..	..	..	..	..	..	..	..	..
FIJI ISLANDS	..	..	..	..	..	..	..	..	..	..	..	..	..	..
TOTAL UNITED KINGDOM AND BRITISH POSSESSIONS	1,346	2,483,317	803	1,404,870	2,149	3,887,187	1,874	1,989,488	605	1,198,110	1,079	3,187,593	1,343	2,224,786
FOREIGN COUNTRIES	804	36,667	682	67,320	1,486	93,987	546	45,974	802	57,408	1,248	103,388	560	49,311
TOTAL	1,850	2,519,984	1,485	1,472,190	3,335	3,931,174	1,920	2,035,467	1,207	1,255,519	3,127	3,290,976	1,903	2,274,097
ROMANIA	9	12,788	2	2,056	11	14,844	2	2,085	..	..	2	2,085	2	1,865
SWEDEN	8	18,244	..	..	8	18,244	5	12,868	..	..	5	12,868	5	13,966
NORWAY	3	8,531	..	..	3	8,531	4	10,643	..	..	4	10,643	8	22,146
DENMARK	..	..	..	..	..	..	..	..	..	..	..	..	..	..
GERMANY	..	..	..	..	..	..	..	..	..	..	..	..	..	..
HOLLAND	1	3,806	..	..	1	3,806	..	..	..	..	..	..	..	..
BELGIUM	..	..	..	..	..	..	..	..	..	..	..	..	1	2,259
FRANCE	..	..	14	38,325	14	38,325	5	14,029	19	52,973	24	67,002	14	40,082
SPAIN	..	..	..	..	..	..	1	2,817	..	..	1	2,817	..	..
PORTUGAL	13	34,220	..	..	13	34,220	8	17,918	1	2,366	9	20,284	3	7,386
ITALY	..	..	..	..	..	..	..	..	..	..	..	..	..	..
AUSTRIA-HUNGARY	32	83,091	37	94,461	69	177,552	26	67,462	66	176,014	91	243,476	13	33,968
ROUMANIA	..	..	..	..	..	..	..	..	..	..	..	..	..	..
GREECE	..	..	4	7,911	4	7,911	..	..	44	106,284	44	106,284	..	..
TURKEY, EUROPEAN (INCLUDING CRAFTS OR CANALS)	..	..	1	2,668	1	2,668	..	..	..	..	..	..	..	..
TURKEY, ASIATIC	113	176,493	36	73,270	149	249,774	74	127,871	31	70,836	105	198,707	102	180,753
TOTAL	378	85,154	17	1,681	395	86,835	290	29,234	85	7,959	375	37,193	179	19,007



ACH COUNTRY

RAFT, including their repeated voyages, that ENTERED with CARGOES and in BALLAST from each COUNTRY, at from 1916-17 to 1920-21

1918-19		1919-20								1920-21				COUNTRIES WHENCE ENTERED	
In Ballast	Total	With Cargoes		In Ballast		Total		With Cargoes		In Ballast		Total			
tons	ves.	tons	ves.	tons	ves.	tons	ves.	tons	ves.	tons	ves.	tons	ves.	tons	
23,515	213	821,496	371	1,538,348	17	66,435	388	1,904,785	477	1,983,685	17	40,703	494	2,023,788	UNITED KINGDOM AND BRITISH POSSESSIONS—
															Steam } UNITED KINGDOM
															Sailing } GIBRALTAR
															Steam } MALTA AND GORO
68,962	69	150,280	44	100,473	17	37,204	61	137,577	37	89,316	31	78,564	68	167,880	Steam } ADEN AND DEPENDENCIES
652	26	5,054	11	1,570	1	185	12	1,705	8	1,534			8	1,284	Sailing } BANKEIN ISLANDS
2,079	4	5,285	1	2,134			1	2,134							Steam } MALDIVES
1,953	39	3,380	5	500	19	1,567	24	2,067	6	414	10	1,363	25	2,277	Sailing } CEYLON
192	11	1,300	9	782	5	642	14	1,424	12	1,165	2	368	14	1,433	Steam } FEDERATED MALAY STATES
485,639	696	971,480	575	467,483	169	437,998	744	305,481	516	421,218	201	639,811	717	661,029	Sailing } STRAITS SETTLEMENTS (INCLUDING LABUAN)
42,461	872	74,364	347	30,974	266	30,266	613	61,240	284	24,313	295	36,839	579	61,152	Steam } BRITISH BORNEO
			2	9,416	2	6,408	4	16,324	1	3,152	19	20,345	20	23,497	Sailing } TERRITORY OF PAPUA
199,660	367	466,710	161	326,251	51	87,114	212	413,365	294	528,718	90	149,729	294	678,447	Steam } HONGKONG
370	74	6,784	39	3,663	5	273	44	3,939	13	899	3	444	16	1,343	Sailing } EGYPT
			1	1,692			1	1,092	2	4,312			2	4,312	Steam } CAPE COLONY
1,490	39	69,544	23	45,048	4	13,031	27	58,079	70	139,769	4	10,303	74	150,162	Steam } NATAL
369,268	202	552,971	26	83,183	109	295,942	135	379,125	36	105,162	71	208,600	107	308,768	Steam } MAURITIUS AND DEPENDENCIES (INCLUDING SEYCHELLES)
	1	5,190	3	8,329	1	2,170	4	10,499	1	2,784	4	10,936	5	13,720	Sailing } EAST AFRICAN PROTECTORATE (INCLUDING ZANTHAR AND ZIMBABA)
4,054	2	4,054			1	2,165	1	2,168							Steam } SOMALILAND
12,052	33	78,475	23	67,551	10	27,204	38	94,755	32	105,303	6	15,108	38	120,411	Sailing } CANADA
			1	1,555	1	1,683	2	3,238							Steam } BRITISH WEST INDIA ISLANDS
	13	36,344	9	21,227	7	23,415	16	44,642	8	15,557	9	22,551	17	38,108	Sailing } BRITISH GUIANA
	2	809	2	176	1	223	3	399	2	288			2	288	Steam } AUSTRALIAN COMMONWEALTH
	9	24,211	2	2,019	3	11,435	5	13,454	2	8,718	1	243	3	8,961	Sailing } NEW ZEALAND
	35	3,253	23	2,321	1	520	24	2,741	13	1,102			13	1,102	Steam } FIJI ISLANDS
															Sailing } TOTAL UNITED KINGDOM AND BRITISH POSSESSIONS
			1	199			1	199							Steam } FOREIGN COUNTRIES—
					1	2,292	1	2,292	14	48,607			14	48,607	Steam } LUXEMBURG
					1	2,140	1	2,140	1	2,156			1	2,156	Steam } SWEDEN
															Steam } NORWAY
															Steam } DENMARK
															Steam } GERMANY
															Steam } HOLLAND
															Steam } BELGIUM
															Steam } FRANCE
															Sailing } SPAIN
															Steam } PORTUGAL
															Steam } ITALY
															Steam } AUSTRIA-HUNGARY
															Steam } ROMANIA
															Steam } GREECE
															Steam } TURKEY, EUROPEAN (INCLUDING CRETE OR CANIA)
															Sailing } TURKEY, ASIATIC
1,163,165	1,900	3,387,951	1,326	3,054,340	895	1,018,127	1,731	3,072,467	1,433	3,592,314	460	1,107,812	1,893	4,699,926	Total
49,687	1,061	98,998	439	41,765	300	37,477	739	79,242	338	29,565	319	39,414	657	68,919	Total
1,212,852	2,961	3,486,949	1,765	3,096,105	695	1,055,604	2,469	3,151,709	1,771	3,621,819	779	1,146,726	2,550	4,768,845	Total
	2	1,865							1	2,065			1	2,065	Steam } LUXEMBURG
	5	13,985	8	22,836					8	22,836	15	46,143	15	46,143	Steam } SWEDEN
	8	22,146	6	17,706					6	17,706	12	40,607	12	40,607	Steam } NORWAY
															Steam } DENMARK
															Steam } GERMANY
															Steam } HOLLAND
															Steam } BELGIUM
	1	2,259	6	21,815					6	19,033	22	130,583	22	130,583	Steam } FRANCE
5,806	10	45,883	14	38,301	6	16,962	20	55,263	9	31,528			9	31,528	Steam } SPAIN
															Steam } PORTUGAL
	3	7,389	10	30,958	4	7,456	14	28,414	11	34,461	1	2,670	12	37,131	Steam } ITALY
															Steam } AUSTRIA-HUNGARY
49,596	38	83,564	36	99,540	17	45,398	53	144,938	52	164,037	5	18,988	57	182,925	Steam } ROMANIA
															Steam } GREECE
															Steam } TURKEY, EUROPEAN (INCLUDING CRETE OR CANIA)
															Sailing } TURKEY, ASIATIC
															Steam } GREECE
															Steam } TURKEY, EUROPEAN (INCLUDING CRETE OR CANIA)
															Sailing } TURKEY, ASIATIC
75,405	141	266,158	176	357,555	52	102,357	223	459,912	260	519,790	106	197,139	266	716,929	Total
10,661	289	29,368	217	24,715	8	1,271	225	25,986	220	24,576	17	1,955	237	26,531	Total

ABSTRACT TABLES  
SHIPPING

( 820 )

No. 2—continued

TRADE WITH

TOTAL NUMBER and TONNAGE of BRITISH, BRITISH INDIAN, and FOREIGN VESSELS, and NATI  
at PORTS in BRITISH INDIA, in each Office

COUNTRIES WHENCE ENTERED	1916-17						1917-18						With Cargo		
	With Cargoes		In Ballast		Total		With Cargoes		In Ballast		Total				
	ves.	tons	ves.	tons	ves.	tons	ves.	tons	ves.	tons	ves.	tons			
<b>FOREIGN COUNTRIES—contd.</b>															
ARABIA	Steam	9	14,031	1	1,973	10	16,004	5	4,295	1	769	6	5,054	11	12,113
	Sailing	316	27,240	55	4,427	370	31,667	359	32,528	279	21,371	638	53,899	246	27,484
PERSIA	Steam	22	46,071	3	5,142	25	51,213	44	77,421	9	12,975	53	90,396	178	280,113
	Sailing	93	7,280	34	2,524	127	9,804	223	18,988	329	22,947	552	41,935	134	15,113
HEUNJAM ISLAND	Steam	..	..	..	..	..	..	2	3,842	2	4,958	4	8,800	..	..
	Sailing	..	..	..	..	..	..	..	..	4	390	4	390	..	..
SUMATRA	Steam	28	40,010	28	58,956	56	98,966	17	26,678	20	31,452	37	58,130	8	17,113
	Sailing	..	..	..	..	..	..	..	..	..	..	..	..	..	..
JAVA	Steam	68	225,773	2	4,868	70	230,641	54	166,745	3	7,422	57	174,167	53	160,113
	Sailing	..	..	..	..	..	..	..	..	..	..	..	..	1	1,113
BOORNO	Steam	13	26,344	..	..	13	26,344	6	13,169	..	..	6	13,169	10	18,113
CEREBES AND OTHER ISLANDS	Steam	1	2,967	..	..	1	2,967	2	7,460	..	..	2	7,460	..	..
SIAM	Steam	20	20,473	..	..	20	20,473	33	23,006	..	..	33	23,006	19	12,113
	Sailing	4	100	9	133	13	233	4	191	31	902	35	1,093	16	1,113
INDO-CHINA (INCLUDING COCHIN-CHINA, CAMBODIA, ANNAM, AND TONKIN)	Steam	..	..	..	..	..	..	..	..	..	..	..	..	2	2,113
PHILIPPINES	Steam	3	9,147	1	3,131	4	12,278	..	..	..	..	..	..	2	3,113
FORMOSA	Steam	..	..	..	..	..	..	..	..	..	..	..	..	..	..
CHINA (EXCLUSIVE OF HONG-KONG AND MACAO)	Steam	33	107,315	1	3,098	34	110,413	26	82,034	1	4,006	27	86,040	14	44,113
JAPAN	Steam	152	408,209	7	17,173	159	425,381	141	370,411	4	11,416	145	381,827	113	314,113
TRIPOLI	Steam	..	..	..	..	..	..	..	..	1	2,260	1	2,260	..	..
TUNIS	Steam	..	..	1	2,874	1	2,874	..	..	..	..	..	..	..	..
ALGERIA	Steam	..	..	..	..	..	..	..	..	1	3,691	1	3,691	..	..
CANARY ISLANDS	Steam	..	..	..	..	..	..	..	..	..	..	..	..	..	..
PORTUGUESE EAST AFRICA	Steam	5	13,832	13	33,730	18	47,562	11	31,593	4	18,707	15	45,300	7	23,113
	Sailing	5	473	..	..	5	473	5	510	..	..	5	510	7	1,113
MADAGASCAR	Steam	..	..	2	5,939	2	5,939	..	..	2	5,409	2	5,409	..	..
	Sailing	1	40	..	..	1	40	8	909	..	..	8	909	2	2,113
ARGENTINE REPUBLIC	Steam	2	10,045	..	..	2	10,045	5	16,304	2	4,930	7	21,234	2	6,113
	Sailing	..	..	..	..	..	..	..	..	2	3,756	2	3,756	..	..
REUNION	Steam	..	..	..	..	..	..	..	..	1	2,500	1	2,500	..	..
GERMAN EAST AFRICA	Steam	..	..	1	3,067	1	3,067	..	..	..	..	..	..	..	..
	Sailing	..	..	..	..	..	..	..	..	..	..	..	..	1	1,113
ITALIAN EAST AFRICA (ERITREA AND SOMALILAND)	Steam	3	7,761	..	..	3	7,761	7	16,009	..	..	7	16,009	10	24,113
	Sailing	3	322	..	..	3	322	4	377	1	155	5	532	4	4,113
FRENCH SOMALILAND	Steam	..	..	5	12,508	5	12,508	..	..	2	3,721	2	3,721	2	4,113
	Sailing	..	..	..	..	..	..	..	..	..	..	..	..	1	1,113
UNITED STATES OF AMERICA	Steam	50	183,128	..	..	50	183,128	53	193,677	2	7,178	55	200,855	53	186,113
	Sailing	2	4,214	..	..	2	4,214	..	..	..	..	..	..	..	..
CHILE	Steam	1	3,629	..	..	1	3,629	1	3,688	..	..	1	3,688	..	..
DUTCH GUIANA	Steam	..	..	..	..	..	..	..	..	..	..	..	..	..	..
URUGUAY	Sailing	..	..	..	..	..	..	..	..	1	1,373	1	1,373	..	..
ISLANDS IN THE PACIFIC	Steam	..	..	..	..	..	..	..	..	..	..	..	..	..	..
TOTAL FOREIGN COUNTRIES	Steam	598	1,455,909	169	371,159	767	1,827,068	531	1,239,428	215	524,857	746	1,814,285	632	1,414,113
	Sailing	801	74,823	115	8,765	916	83,588	894	86,554	732	58,853	1,626	144,407	591	64,113
	Total	1,399	1,530,732	284	379,924	1,673	1,910,656	1,425	1,326,982	947	583,710	2,372	1,958,692	1,223	1,478,113
TOTAL, UNITED KINGDOM, BRITISH POSSESSIONS, AND FOREIGN COUNTRIES	Steam	1,944	3,038,226	962	1,776,029	2,906	5,714,255	1,905	3,278,911	620	1,722,967	2,725	5,001,878	1,975	3,689,113
	Sailing	1,305	111,490	797	66,065	2,102	177,555	1,440	31,528	1,334	116,362	2,774	247,790	1,151	113,113
	Total	3,249	4,049,716	1,759	1,842,114	5,008	5,891,810	3,345	3,410,439	2,154	1,839,229	5,499	5,249,668	3,126	3,752,113

ABSTRACT TABLES  
SHIPPING

EACH COUNTRY

TRAFFIC, including their repeated voyages; that ENTERED with CARGOES and in BALLAST from each COUNTRY, Year from 1916-17 to 1920-21—continued

1918-19				1919-20				1920-21				COUNTRIES WHENCE ENTERED					
In Ballast		Total		With Cargoes		In Ballast		Total		With Cargoes			In Ballast		Total		
ves.	tons	ves.	tons	ves.	tons	ves.	tons	ves.	tons	ves.	tons		ves.	tons	ves.	tons	
2	3,851	18	15,905	2	2,606	..	..	2	2,606	5	9,635	..	..	5	9,635	Steam	ARABIA
125	13,889	371	41,558	249	23,368	31	4,562	230	32,930	217	24,515	26	3,997	253	28,512	Sailing	
4	9,436	182	290,243	40	88,990	1	1,451	41	90,441	42	87,050	12	23,371	54	110,421	Steam	PERNA
117	12,386	251	25,600	118	7,995	40	3,692	158	11,688	98	7,789	21	2,044	119	9,833	Sailing	
..	..	..	..	..	..	2	2,686	2	2,686	2	1,516	..	..	2	1,516	Steam	HENDJAN ISLAND
..	..	..	..	1	179	..	..	1	179	1	21	..	..	1	21	Sailing	
5	11,995	18	29,559	7	20,983	4	12,408	11	32,341	4	12,888	7	10,882	11	22,770	Steam	SUMATRA
..	..	..	..	1	582	..	..	1	532	..	..	..	..	..	..	Sailing	
1	2,118	54	163,022	84	251,820	4	10,323	88	262,143	72	217,941	9	29,227	81	247,229	Steam	JAVA
..	..	1	1,683	..	..	..	..	..	..	..	..	..	..	..	..	Sailing	
..	..	10	18,658	18	44,915	3	9,151	21	54,066	20	49,136	..	..	20	49,186	Steam	BORNEO
..	..	..	..	6	14,351	..	..	6	14,351	3	8,268	..	..	3	8,268	Steam	CELEBES AND OTHER ISLANDS
..	..	19	12,435	33	24,137	1	3,131	34	27,268	26	21,737	..	..	26	21,737	Steam	SIAM
6	230	22	794	6	316	52	1,362	58	1,678	..	..	3	108	3	108	Sailing	
..	..	2	2,353	2	3,320	..	..	2	3,320	1	1,066	..	..	1	1,066	Steam	INDO-CHINA (INCLUDING COCHIN-CHINA, CAMBODIA, ANNAM AND TONKIN)
1	3,344	3	6,440	..	..	..	..	..	..	1	5,099	3	8,703	4	13,802	Steam	PHILIPPINES
..	..	..	..	..	..	..	..	..	..	..	..	..	..	..	..	Steam	FORMOSA
2	4,448	16	48,984	34	94,738	5	20,170	39	114,908	32	111,517	..	..	32	111,517	Steam	CHINA (EXCLUSIVE OF HONGKONG AND SHANGHAI)
..	..	113	314,014	137	360,509	2	7,634	139	368,143	163	457,468	3	9,191	166	466,659	Steam	JAPAN
1	1,679	1	1,679	..	..	..	..	..	..	..	..	..	..	..	..	Steam	TRIPOLI
..	..	..	..	..	..	..	..	..	..	1	1,875	..	..	1	1,875	Steam	TUNIS
..	..	..	..	..	..	..	..	..	..	1	3,797	..	..	1	3,797	Steam	ALGERIA
..	..	..	..	..	..	..	..	..	..	..	..	..	..	..	..	Steam	CANARY ISLANDS
3	3,021	10	31,390	6	20,312	2	7,549	8	27,861	6	18,059	6	17,885	12	35,944	Steam	PORTUGUESE EAST AFRICA
1	2,147	8	4,082	19	1,731	..	..	19	1,731	9	865	..	..	9	865	Sailing	
2	4,765	2	4,765	..	..	1	3,032	1	3,032	..	..	..	..	..	..	Steam	MADAGASCAR
..	..	2	95	3	377	..	..	3	377	5	536	..	..	5	536	Sailing	ARGENTINE REPUBLIC
..	..	2	6,489	..	..	..	..	..	..	..	..	..	..	..	..	Steam	
..	..	..	..	..	..	..	..	..	..	..	..	..	..	..	..	Steam	REUNION
..	..	..	..	1	1,500	..	..	1	1,500	1	1,500	..	..	1	1,500	Steam	GERMAN EAST AFRICA
..	..	1	74	1	86	..	..	1	86	..	..	..	..	..	..	Sailing	
..	..	10	24,163	6	18,995	1	649	7	19,644	8	21,632	..	..	8	21,632	Steam	ITALIAN EAST AFRICA (ERITREA AND SOMALILAND)
..	..	4	158	1	40	..	..	1	40	3	230	..	..	3	230	Sailing	
3	6,223	5	11,187	..	..	2	5,154	2	5,154	..	..	2	5,983	2	5,983	Steam	FRENCH SOMALILAND
..	..	1	290	..	..	..	..	..	..	..	..	..	..	..	..	Sailing	UNITED STATES OF AMERICA
2	7,594	55	194,086	111	411,994	..	..	111	411,994	168	608,873	1	2,716	169	612,590	Steam	
..	..	..	..	..	..	..	..	..	..	..	..	..	..	..	..	Sailing	CHILE
..	..	..	..	1	2,841	..	..	1	2,841	..	..	..	..	..	..	Steam	
..	..	..	..	..	..	..	..	..	..	..	..	..	..	..	..	Steam	DUTCH GULANA
..	..	..	..	..	..	..	..	..	..	..	..	..	..	..	..	Sailing	URUGUAY
..	..	..	..	..	..	..	..	..	..	..	..	..	..	..	..	Steam	ISLANDS IN THE PACIFIC
110	247,182	742	1,661,424	759	2,005,876	111	265,484	870	2,371,360	999	2,890,600	156	280,914	1,155	3,211,574	Steam	TOTAL FOREIGN COUNTRIES
260	39,513	941	104,102	611	84,339	131	10,888	742	76,227	549	58,532	77	7,404	626	66,156	Sailing	
460	286,635	1,683	1,765,526	1,370	2,070,215	242	276,372	1,612	2,346,587	1,548	2,939,212	233	338,718	1,781	3,277,930	Total	
997	1,410,287	2,642	5,049,375	2,085	5,060,216	508	1,233,611	2,591	6,343,827	2,433	6,472,974	616	1,438,226	3,049	7,911,200	Steam	TOTAL UNITED KINGDOM, BRITISH POSSESSIONS, AND FOREIGN COUNTRIES
261	82,200	2,003	203,100	1,050	106,104	431	78,366	1,481	154,469	887	88,057	396	47,218	1,283	186,275	Sailing	
1,258	1,492,487	4,644	5,252,475	3,135	5,166,320	939	1,311,976	4,072	6,498,296	3,319	6,561,031	1,012	1,485,444	4,331	8,046,475	Total	

ABSTRACT TABLES  
SHIPPING

( 822 )

No. 3

TRADE WITH

TOTAL NUMBER and TONNAGE of BRITISH, BRITISH INDIAN, and FOREIGN VESSELS, and NATIVE  
from PORTS in BRITISH INDIA, in each Office

COUNTRIES TO WHICH CLEARED	1916-17						1917-18						With Cargoes		
	With Cargoes		In Ballast		Total		With Cargoes		In Ballast		Total				
	ves.	tons	ves.	tons	ves.	tons	ves.	tons	ves.	tons	ves.	tons	ves.	tons	
<b>UNITED KINGDOM AND BRITISH POSSESSIONS—</b>															
UNITED KINGDOM	Steam	688	1,930,651	4	10,718	592	1,941,264	331	1,202,134	6	19,480	336	1,221,614	313	1,178,9
	Sailing	1	1,330	..	..	1	1,330	..	..	..	..	..	..	..	..
GIBRALTAR	Steam	..	..	..	..	..	..	..	..	..	..	..	..	..	..
MALTA AND GOZO	Steam	2	5,129	..	..	2	5,129	..	..	..	..	..	..	2	5,129
ADEN AND DEPENDENCIES	Steam	30	77,812	1	23	31	77,835	16	27,241	..	..	16	27,241	23	44,1
	Sailing	21	2,059	..	..	21	2,059	108	12,166	..	..	108	12,166	70	11,1
BAHRAIN ISLANDS	Steam	1	1,240	..	..	1	1,240	5	5,421	..	..	5	5,421	2	2,4
	Sailing	88	7,724	..	..	88	7,724	191	16,101	..	..	191	16,101	100	11,1
MALDIVES	Sailing	14	1,301	1	143	15	1,444	20	1,269	..	..	20	1,869	22	2,1
CEYLON	Steam	930	712,861	11	17,956	941	730,817	907	465,280	7	15,089	914	480,369	722	514,7
	Sailing	1,085	87,667	86	5,198	1,171	92,865	901	69,826	60	3,642	961	73,468	781	69,1
STRAITS SETTLEMENTS (INCLUDING LABUAN)	Steam	285	504,234	8	20,413	293	524,647	103	492,009	2	6,155	305	498,164	354	480,1
	Sailing	19	1,957	..	..	19	1,957	61	5,491	..	..	61	5,491	104	9,1
FEDERATED MALAY STATES	Steam	6	17,211	1	2,708	7	19,919	..	..	..	..	..	..	..	..
BRITISH BORNEO	Steam	..	..	..	..	..	..	..	..	..	..	..	..	..	..
HONGKONG	Steam	19	44,082	2	5,355	21	49,437	17	33,711	1	2,548	18	36,257	44	68,1
	Sailing	..	..	..	..	..	..	..	..	..	..	..	..	..	..
EGYPT	Steam	36	85,474	47	14,274	83	99,748	393	1,024,878	..	..	393	1,024,878	242	617,1
SIKRA LEONE	Steam	1	2,670	..	..	1	2,670	14	40,459	..	..	14	40,459	..	..
ST. HELENA	Sailing	..	..	..	..	..	..	..	..	..	..	..	..	..	..
CAPE COLONY	Steam	6	13,177	..	..	6	13,177	10	20,204	2	7,406	12	27,670	16	34,1
	Sailing	..	..	..	..	..	..	..	..	..	..	..	..	..	..
NATAL	Steam	19	65,439	..	..	19	65,439	17	51,458	1	1,346	18	53,804	26	67,1
MAURITIUS AND DEPENDENCIES (INCLUDING SEYCHELLES)	Steam	13	37,573	..	..	13	37,573	11	33,176	..	..	11	33,176	10	29,1
	Sailing	..	..	..	..	..	..	..	..	..	..	..	..	7	1,1
EAST AFRICAN PROTECTORATE (INCLUDING ZANZIBAR AND PEMBA)	Steam	16	35,946	..	..	16	35,946	10	30,413	..	..	10	30,413	8	19,1
	Sailing	18	2,145	..	..	18	2,145	62	6,549	..	..	62	6,549	40	5,1
SOMALILAND	Steam	2	3,796	..	..	2	3,796	1	1,385	..	..	1	1,385	1	1,385
	Sailing	..	..	..	..	..	..	..	..	..	..	..	..	4	..
CANADA	Steam	..	..	..	..	..	..	1	2,162	..	..	1	2,162	..	..
BRITISH WEST INDIA ISLANDS	Steam	6	13,432	..	..	6	13,432	1	5,057	..	..	1	5,057	4	10,1
BRITISH GUIANA	Steam	2	4,306	..	..	2	4,306	..	..	..	..	..	..	..	..
AUSTRALIAN COMMONWEALTH	Steam	47	173,326	..	..	47	173,326	45	164,530	2	6,722	47	171,252	28	81,1
	Sailing	..	..	..	..	..	..	..	..	..	..	..	..	..	..
NEW ZEALAND	Steam	5	14,884	..	..	5	14,884	5	14,143	..	..	5	14,143	4	11,1
FIJI ISLANDS	Steam	4	8,654	..	..	4	8,654	..	..	..	..	..	..	..	..
TOTAL UNITED KINGDOM AND BRITISH POSSESSIONS	Steam	2,018	3,751,797	74	71,442	2,092	3,823,239	2,087	3,613,721	20	59,241	2,107	3,672,962	1,799	3,188
	Sailing	1,246	104,183	87	5,341	1,333	109,524	1,343	112,002	60	3,642	1,403	115,644	1,123	111,1
	Total	3,264	3,855,980	161	76,783	3,425	3,932,763	3,430	3,725,723	80	62,883	3,510	3,788,606	2,927	3,299
<b>FOREIGN COUNTRIES—</b>															
RUSSIA	Steam	24	33,347	..	..	24	33,347	4	4,478	..	..	4	4,478	..	..
SWEDEN	Steam	5	13,242	..	..	5	13,242	..	..	..	..	..	..	4	10,1
NORWAY	Steam	3	8,740	..	..	3	8,740	6	10,030	1	2,741	7	12,771	6	16,1
DENMARK	Steam	..	..	..	..	..	..	..	..	..	..	..	..	..	..
GERMANY	Steam	..	..	..	..	..	..	..	..	..	..	..	..	..	..
HOLLAND	Steam	5	17,383	..	..	5	17,383	1	4,384	..	..	1	4,384	2	6,1
BELGIUM	Steam	..	..	..	..	..	..	..	..	..	..	..	..	2	7,1
FRANCE	Steam	91	226,816	..	..	91	226,816	63	183,832	1	2,366	64	186,198	63	206,1
SPAIN	Steam	3	9,150	..	..	3	9,150	9	20,911	..	..	9	20,911	4	10,1
PORTUGAL	Steam	2	5,745	..	..	2	5,745	1	2,559	..	..	1	2,559	..	..
ITALY	Steam	55	140,977	..	..	55	140,977	49	120,764	..	..	49	120,764	36	106,1
AUSTRIA-HUNGARY	Steam	2	5,840	..	..	2	5,840	..	..	..	..	..	..	..	..
ROUMANIA	Steam	..	..	..	..	..	..	..	..	..	..	..	..	..	..
GREECE	Steam	..	..	..	..	..	..	14	32,922	..	..	14	32,922	6	14,1
TURKEY EUROPEAN (INCLUDING CRETE OR CANDIA)	Steam	..	..	..	..	..	..	..	..	..	..	..	..	2	2,1
TURKEY, ASIATIC	Steam	115	160,222	..	..	115	160,222	69	109,602	..	..	69	108,602	161	276,1
	Sailing	248	20,222	..	..	248	20,222	401	36,109	2	149	403	36,348	268	34,1

EACH COUNTRY

RAFT, including their repeated voyages, that CLEARED with CARGOES and in BALLAST to each COUNTRY, Year from 1916-17 to 1920-21

1918-19				1919-20				1920-21				COUNTRIES TO WHICH CLEARED					
In Ballast		Total		With Cargoes		In Ballast		Total		With Cargoes			In Ballast		Total		
ves.	tons	ves.	tons	ves.	tons	ves.	tons	ves.	tons	ves.	tons	ves.	tons	ves.	tons		
5	18,709	318	1,197,512	471	1,891,763	5	21,224	476	1,912,937	341	1,483,482	6	15,582	347	1,454,064	Steam } UNITED KINGDOM AND BRITISH POSSESSIONS—	
..	..	..	..	..	..	..	..	..	..	..	..	..	..	..	..	Sailing } UNITED KINGDOM	
..	..	..	..	1	1,335	..	..	1	1,335	1	4,236	..	..	1	4,236	Steam } GIBRALTAR	
..	..	2	6,592	..	..	..	..	..	..	..	..	..	..	..	..	Steam } MALTA AND GORO	
..	..	23	44,133	21	35,006	1	762	22	35,768	35	84,271	1	721	36	84,992	Steam } ADEN AND DEPENDENCIES,	
..	..	70	11,183	31	3,581	1	94	32	3,675	32	4,131	1	99	33	4,230	Sailing } HANDEK ISLANDS	
..	..	2	2,013	..	..	..	..	..	..	1	1,877	..	..	1	1,877	Steam } MALDIVES	
..	..	100	11,243	80	10,040	..	..	80	10,040	86	8,510	..	..	86	8,510	Sailing } CEYLON	
..	..	22	2,223	17	1,635	..	..	17	1,635	8	874	..	..	8	874	Sailing } STRAITS SETTLEMENTS (INCLUDING LABUAN)	
10	26,705	732	541,496	685	749,716	32	39,186	697	789,902	650	778,560	24	74,833	674	652,393	Steam } FEDERATED MALAY STATES	
67	3,896	848	72,988	511	51,884	95	8,328	606	60,212	514	57,148	80	7,401	594	64,540	Sailing } BRITISH BORNEO	
10	14,005	364	494,403	324	469,353	9	18,506	233	487,859	274	629,087	11	31,248	285	600,335	Steam } HONGKONG	
..	..	104	9,977	49	4,509	..	..	49	4,509	17	1,627	..	..	17	1,627	Sailing } EGYPT	
..	..	..	..	3	5,671	..	..	3	5,671	18	19,084	..	..	18	19,084	Steam } SIERRA LEONE	
..	..	..	..	..	..	2	4,827	2	4,827	..	..	..	..	..	..	Sailing } ST. HELENA	
3	3,602	47	91,793	22	33,400	..	..	22	33,400	37	69,662	1	1,654	38	71,316	Steam } CAPE COLONY	
..	..	..	..	..	..	..	..	..	..	..	..	1	339	1	339	Sailing } NATAL	
2	6,025	244	623,608	61	162,504	3	9,497	64	172,001	31	68,005	5	14,247	36	102,312	Steam } MAURITIUS AND DEPENDENCIES (INCLUDING SWICHELLE)	
..	..	..	..	1	2,168	..	..	1	2,168	..	..	..	..	..	..	Sailing } EAST AFRICAN PROTECTORATE (INCLUDING ZANZIBAR AND PEMBA)	
2	5,824	18	40,721	10	21,215	..	..	10	21,215	16	38,827	..	..	16	38,827	Steam } SOMALILAND	
..	..	..	..	..	..	1	119	1	119	..	..	..	..	..	..	Sailing } CANADA	
..	..	26	67,908	23	75,097	..	..	23	75,097	30	99,895	5	10,333	35	100,728	Steam } BRITISH WEST INDIA ISLANDS	
1	2,861	11	32,759	15	36,597	1	1,038	16	38,230	16	41,585	..	..	16	41,585	Steam } BRITISH GUIANA	
..	..	7	1,591	6	1,653	..	..	6	1,653	3	763	..	..	3	763	Sailing } AUSTRALIAN COMMONWEALTH	
..	..	8	19,404	6	15,461	..	..	6	15,461	3	6,453	1	2,431	4	8,884	Steam } NEW ZEALAND	
..	..	40	5,828	50	5,708	1	184	51	5,892	48	6,139	..	..	48	6,139	Sailing } FIJI ISLANDS	
..	..	1	40	1	2,393	..	..	1	2,393	..	..	..	..	..	..	..	..
..	..	4	686	..	..	..	..	..	..	4	14,874	..	..	4	14,874	Steam } TOTAL UNITED KINGDOM AND BRITISH POSSESSIONS—	
..	..	4	10,805	1	2,176	..	..	1	2,176	2	5,423	..	..	2	5,423	Steam } FOREIGN COUNTRIES—	
..	..	..	..	..	..	..	..	..	..	..	..	..	..	..	..	..	Steam } RUSSIA
..	..	..	..	1	4,259	1	2,176	2	6,435	..	..	..	..	..	..	..	Steam } SWEDEN
..	..	..	..	..	..	..	..	..	..	..	..	..	..	..	..	..	Steam } NORWAY
..	..	4	10,703	6	16,768	..	..	6	16,768	3	9,903	..	..	3	9,903	Steam } DENMARK	
..	..	6	16,914	2	6,272	..	..	2	6,272	9	26,917	..	..	9	26,917	Steam } GERMANY	
..	..	..	..	..	..	..	..	..	..	3	9,413	..	..	3	9,413	Steam } HOLLAND	
..	..	..	..	1	2,741	..	..	1	2,741	40	145,793	..	..	40	145,793	Steam } BELGIUM	
..	..	..	..	1	2,741	..	..	1	2,741	16	61,118	..	..	16	61,118	Steam } FRANCE	
..	..	2	6,960	10	81,563	..	..	10	31,533	121	454,969	..	..	121	454,969	Steam } SPAIN	
..	..	2	7,896	68	236,623	..	..	68	236,623	51	174,358	..	..	51	174,358	Steam } PORTUGAL	
..	..	68	206,293	80	235,297	..	..	80	235,297	1	2,593	..	..	1	2,593	Steam } ITALY	
..	..	4	10,544	5	11,529	..	..	5	11,529	1	2,750	..	..	1	2,750	Steam } AUSTRIA-HUNGARY	
..	..	..	..	..	..	..	..	..	..	50	155,367	..	..	50	155,367	Steam } ROMANIA	
..	..	36	106,050	33	100,086	..	..	33	100,086	5	14,792	..	..	5	14,792	Steam } GREECE	
..	..	..	..	3	11,171	..	..	3	11,171	..	..	..	..	..	..	..	..
..	..	..	..	..	..	..	..	..	..	1	1,292	..	..	1	1,292	Steam } TURKEY, EUROPEAN (INCLUDING CRETE OR CANDIA)	
..	..	6	14,588	2	3,241	..	..	2	3,241	..	..	1	3,173	1	3,173	Steam } TURKEY, ASIATIC	
..	..	2	2,594	..	..	..	..	..	..	..	..	..	..	..	..	..	..
..	..	..	..	..	..	..	..	..	..	335	654,140	2	4,139	337	660,279	Steam } ..	
..	..	..	..	..	..	..	..	..	..	110	11,803	2	106	112	11,909	Sailing } ..	
..	..	288	34,314	174	21,849	..	..	174	21,849	..	..	..	..	..	..	..	..
36	89,508	1,835	3,277,877	1,568	3,591,245	48	149,163	1,616	3,740,408	1,516	3,556,939	66	194,111	1,582	3,751,093	Steam } TOTAL UNITED KINGDOM AND BRITISH POSSESSIONS—	
67	3,896	1,195	115,669	745	81,178	99	8,847	844	90,025	793	79,192	82	7,539	785	87,031	Steam } FOREIGN COUNTRIES—	
103	93,404	3,030	3,398,346	2,313	3,672,423	147	158,010	2,460	3,830,433	2,219	3,616,174	148	201,650	2,367	3,838,124	Sailing } ..	

ABSTRACT TABLES  
SHIPPING

( 824 )

No. 3—continued

TRADE WITH

TOTAL NUMBER and TONNAGE of BRITISH, BRITISH INDIAN, and FOREIGN VESSELS, and NATIVE from PORTS in BRITISH INDIA, in each Office

COUNTRIES TO WHICH CLEARED	1916-17						1917-18								
	With Cargoes		In Ballast		Total		With Cargoes		In Ballast		Total		With Cargoes		
	ves.	tons	ves.	tons	ves.	tons	ves.	tons	ves.	tons	ves.	tons	ves.	tons	
FOREIGN COUNTRIES—contd.															
ARABIA	Steam	9	18,034	..	..	9	18,034	8	11,374	..	..	8	11,374	3	5,021
	Sailing	611	53,413	1	71	612	53,484	676	53,444	..	..	676	53,444	397	46,091
PERSIA	Steam	18	23,573	7	18,408	25	46,981	48	79,640	3	8,239	51	87,929	38	69,011
	Sailing	178	13,665	..	..	178	13,665	554	41,192	..	..	554	41,192	312	31,666
HENDJAN ISLAND	Steam	..	..	..	..	..	..	..	..	..	..	..	..	..	..
	Sailing	..	..	..	..	..	..	..	..	..	..	..	..	..	..
SUMATRA	Steam	49	80,111	7	16,936	56	97,047	39	43,557	7	23,890	46	67,447	20	37,767
JAVA	Steam	50	165,882	9	28,932	59	194,814	40	118,509	3	7,346	43	125,855	40	121,201
BORNEO	Steam	1	2,546	3	9,068	4	11,614	..	..	1	3,354	1	3,354	..	..
CELEBES AND OTHER ISLANDS	Steam	..	..	..	..	..	..	3	3,596	..	..	3	3,596	..	..
SIAM	Steam	26	18,625	..	..	26	18,625	30	20,973	..	..	30	20,973	13	8,761
	Sailing	19	336	..	..	19	336	32	906	..	..	32	906	21	83
INDO-CHINA (INCLUDING COCHIN-CHINA, CAMBODIA, ANSAM, AND TONKIN)	Steam	..	..	1	3,959	1	3,959	..	..	1	2,097	1	2,097	1	8,861
	Sailing	..	..	..	..	..	..	..	..	..	..	..	..	..	..
PHILIPPINES	Steam	..	..	..	..	..	..	..	..	1	2,796	1	2,796	3	4,411
MACAO	Steam	..	..	..	..	..	..	..	..	..	..	..	..	..	..
CHINA (EXCLUSIVE OF HONG-KONG AND MACAO)	Steam	22	49,500	..	..	22	49,500	17	56,063	..	..	17	56,063	4	10,711
JAPAN	Steam	188	519,303	..	..	188	519,303	147	399,366	..	..	147	399,366	166	339,911
TRIPOLI	Steam	..	..	..	..	..	..	1	1,679	..	..	1	1,679	1	1,911
ALGERIA	Steam	..	..	..	..	..	..	..	..	..	..	..	..	..	..
MOROCCO	Steam	1	243	..	..	1	243	..	..	..	..	..	..	..	..
FRENCH WEST AFRICA	Steam	..	..	..	..	..	..	1	3,545	..	..	1	3,545	..	..
PORTUGUESE EAST AFRICA	Steam	4	11,372	..	..	4	11,372	9	21,086	..	..	9	21,086	12	22,011
	Sailing	11	952	..	..	11	952	27	2,320	..	..	27	2,320	32	3,111
MADAGASCAR	Steam	..	..	..	..	..	..	2	2,499	..	..	2	2,499	2	2,211
	Sailing	10	952	..	..	10	952	14	1,238	..	..	14	1,238	10	1,111
REUNION	Steam	1	1,298	..	..	1	1,298	..	..	..	..	..	..	..	..
	Sailing	1	63	..	..	1	63	3	147	..	..	3	147	1	..
GERMAN EAST AFRICA	Steam	..	..	..	..	..	..	1	2,422	..	..	1	2,422	4	10,111
	Sailing	6	823	..	..	6	823	15	2,081	..	..	15	2,081	11	1,111
ITALIAN EAST AFRICA (ERITREA AND SOMALILAND)	Steam	..	..	..	..	..	..	..	..	..	..	..	..	..	..
	Sailing	12	1,159	..	..	12	1,159	8	611	..	..	8	611	12	..
FRENCH SOMALILAND	Steam	3	6,340	..	..	3	6,340	5	10,299	..	..	5	10,299	2	2,111
	Sailing	..	..	..	..	..	..	2	242	..	..	2	242	..	..
OTHER EAST AFRICAN PORTS	Steam	..	..	..	..	..	..	..	..	..	..	..	..	..	..
UNITED STATES OF AMERICA	Steam	68	297,279	3	17,923	101	315,202	88	274,206	1	4,800	89	279,006	90	295,111
	Sailing	6	4,042	2	615	7	4,657	3	4,587	..	..	3	4,587	1	1,111
CUBA	Steam	18	46,639	..	..	18	46,639	10	26,005	..	..	10	26,005	2	5,111
	Sailing	1	1,860	..	..	1	1,860	7	12,729	..	..	7	12,729	2	4,111
PORTO RICO	Steam	..	..	..	..	..	..	..	..	..	..	..	..	..	..
FRENCH WEST INDIES	Steam	..	..	..	..	..	..	..	..	..	..	..	..	..	..
MEXICO	Steam	..	..	..	..	..	..	..	..	..	..	..	..	..	..
PANAMA	Steam	..	..	..	..	..	..	..	..	..	..	..	..	..	..
BRASIL	Steam	3	4,994	..	..	3	4,994	3	8,494	..	..	3	8,494	2	7,111
URUGUAY	Steam	1	3,499	..	..	1	3,499	3	9,081	..	..	3	9,081	..	..
ARGENTINE REPUBLIC	Steam	10	26,384	..	..	10	26,384	3	8,978	..	..	3	8,978	9	27,111
	Sailing	1	3,017	..	..	1	3,017	2	6,228	..	..	2	6,228	1	2,111
CHILE	Steam	..	..	..	..	..	..	..	..	..	..	..	..	..	..
PERU	Steam	10	31,743	..	..	10	31,743	6	17,930	..	..	6	17,930	7	22,111
	Sailing	..	..	..	..	..	..	..	..	..	..	..	..	..	..
COLOMBIA	Steam	..	..	..	..	..	..	..	..	..	..	..	..	..	..
ISLANDS IN THE PACIFIC	Steam	..	..	..	..	..	..	..	..	..	..	..	..	..	..
TOTAL FOREIGN COUNTRIES	Steam	818	1,936,965	30	95,226	848	2,032,191	687	1,611,912	19	57,679	706	1,669,591	711	1,710,111
	Sailing	1,103	97,493	2	626	1,105	98,119	1,742	160,746	2	149	1,744	160,895	1,691	151,111
	Total	1,921	2,034,458	32	95,912	1,953	2,130,310	2,429	1,772,658	21	57,828	2,450	1,830,486	2,402	1,861,222
TOTAL UNITED KINGDOM, BRITISH POSSESSIONS, AND FOREIGN COUNTRIES	Steam	2,836	5,628,762	104	166,668	2,940	5,855,430	2,774	5,224,733	39	116,923	2,813	5,341,656	2,510	4,596,111
	Sailing	2,349	201,676	89	6,027	2,438	207,703	3,015	272,748	62	3,791	3,147	276,539	2,219	242,111
	Total	5,185	5,830,438	193	172,695	5,378	6,063,133	5,789	5,497,481	101	120,714	5,960	5,618,195	4,729	4,838,222

CH COUNTRY

AFT, including their repeated voyages, that CLEARED with CARGOES and in BALLAST to each COUNTRY, from 1916-17 to 1920-21—continued

1918-19			1919-20						1920-21						COUNTRIES TO WHICH CLEARED
Ballast	Total		With Cargoes		In Ballast		Total		With Cargoes		In Ballast		Total		
	tons	ves.	tons	ves.	tons	ves.	tons	ves.	tons	ves.	tons	ves.	tons	ves.	
1	3	6,020	8	7,348	..	..	3	7,348	1	2,870	3	9,656	4	12,528	Steam } FOREIGN COUNTRIES— conid.
75	399	46,165	296	35,308	5	537	301	35,740	296	33,010	12	1,398	308	34,408	Sailing } ARABIA
4,081	40	73,095	28	54,324	20	61,005	48	115,329	38	76,828	19	49,060	57	124,803	Steam } PERIA
99	314	31,765	136	12,771	..	..	186	12,771	73	8,511	..	..	73	8,511	Sailing } MENJAN ISLAND
..	..	..	1	1,343	..	..	1	1,343	..	..	..	..	..	..	Steam } SUMATRA
..	..	..	..	..	..	..	..	..	..	..	..	..	..	..	Sailing } JAYA
8,583	23	46,343	16	40,649	8	20,872	24	61,521	12	24,298	2	2,892	14	29,190	Steam } BORNEO
14,818	46	136,022	46	123,838	17	50,801	63	174,139	48	150,922	10	65,906	57	216,827	Steam } CELEBES AND OTHER ISLANDS
..	..	..	1	2,546	3	5,211	4	7,757	4	11,639	..	..	4	11,639	Steam } SIAM
..	..	..	1	860	..	..	1	860	..	..	..	..	..	..	Steam } INDO-CHINA (INCLUDING COCHIN-CHINA, CAMBODIA, ANNAM, & TONKIN)
2,598	17	11,393	23	17,412	6	4,862	29	22,274	21	15,171	8	10,783	29	25,954	Steam } PHILIPPINES
39	22	877	46	1,052	1	27	47	1,079	9	283	..	..	9	283	Steam } MACAO
..	1	3,390	..	..	..	..	..	..	1	61	..	..	1	61	Steam } CHINA (EXCLUSIVE OF HONGKONG AND MACAO)
3,435	4	7,925	11	20,759	..	..	11	20,759	3	6,142	1	1,070	4	7,212	Steam } JAPAN
..	..	..	..	..	..	..	..	..	..	..	..	..	..	..	Steam } TRIPOLI
..	4	10,791	29	68,631	..	..	29	68,631	27	80,341	1	4,892	28	65,233	Steam } ALGERIA
4,269	168	394,259	182	476,278	1	2,635	183	478,913	194	568,285	4	6,635	198	574,820	Steam } MOROCCO
..	1	1,915	..	..	..	..	..	..	..	..	..	..	..	..	Steam } FRENCH WEST AFRICA
..	..	..	1	4,573	..	..	1	4,573	..	..	..	..	..	..	Steam } PORTUGUESE EAST AFRICA
..	12	22,065	5	6,776	1	2,893	6	9,669	1	1,308	2	5,240	3	6,638	Steam } MADAGASCAR
..	32	3,127	31	2,616	..	..	31	2,616	31	2,781	..	..	31	2,781	Steam } REUNION
..	2	2,930	..	..	..	..	..	..	2	2,890	..	..	2	2,890	Steam } GERMAN EAST AFRICA
..	10	1,250	6	742	..	..	6	742	9	863	..	..	9	863	Steam } ITALIAN EAST AFRICA (ERITREA & SOMALILAND)
..	1	75	..	..	..	..	..	..	..	..	..	..	..	..	Steam } FRENCH SOMALILAND
..	4	10,210	..	..	..	..	..	..	..	..	..	..	..	..	Steam } OTHER EAST AFRICAN PORTS
..	11	1,219	7	890	..	..	7	890	2	309	..	..	2	309	Steam } UNITED STATES OF AMERICA
..	..	..	2	5,914	..	..	2	5,914	1	1,408	..	..	1	1,408	Steam } CUBA
..	12	647	3	216	..	..	3	216	4	225	..	..	4	225	Steam } PORTO RICO
..	2	2,738	..	..	..	..	..	..	..	..	..	..	..	..	Steam } FRENCH WEST INDIES
..	..	..	..	..	..	..	..	..	..	..	..	..	..	..	Steam } MEXICO
..	1	797	..	..	..	..	..	..	..	..	..	..	..	..	Steam } PANAMA
..	..	..	..	..	..	..	..	..	..	..	..	..	..	..	Steam } BRAZIL
..	2	7,323	3	9,514	..	..	3	9,514	7	21,207	..	..	7	21,207	Steam } URUGUAY
..	..	..	8	25,329	..	..	8	25,329	8	23,199	..	..	8	23,199	Steam } ARGENTINE
..	9	27,291	5	17,150	..	..	5	17,150	5	17,029	..	..	5	17,029	Steam } REPUBLIC OF CHILE
..	1	2,471	1	1,136	..	..	1	1,136	10	32,475	..	..	10	32,475	Steam } PERU
..	1	2,941	..	..	..	..	..	..	..	..	..	..	..	..	Steam } COLOMBIA
..	1	1,683	1	1,683	..	..	1	1,683	..	..	..	..	..	..	Steam } ISLANDS IN THE PACIFIC
..	7	22,777	3	8,943	..	..	3	8,943	..	..	..	..	..	..	..
..	1	1,583	..	..	..	..	..	..	..	..	..	..	..	..	..
2,257	1	2,257	..	..	..	..	..	..	..	..	..	..	..	..	..
49,232	734	1,759,863	923	2,411,717	65	179,399	988	2,590,986	1,190	3,351,723	68	177,550	1,258	3,529,273	Steam } TOTAL FOREIGN COUNTRIES
213	1,096	131,721	702	79,713	6	564	708	80,277	535	57,846	14	1,503	549	59,349	Sailing } TOTAL FOREIGN COUNTRIES
49,435	1,830	1,891,584	1,625	2,491,430	71	179,963	1,698	2,671,263	1,725	3,409,569	82	179,053	1,807	3,588,622	Total } TOTAL FOREIGN COUNTRIES
138,730	2,569	5,037,540	2,461	6,002,962	118	329,432	2,604	6,331,394	2,708	8,698,705	132	371,661	2,740	7,289,366	Steam } TOTAL UNITED KINGDOM, BRITISH POSSESSIONS, AND FOREIGN COUNTRIES
4,000	2,291	247,390	1,447	160,891	105	9,411	1,552	170,302	1,238	137,078	98	9,342	1,336	146,390	Sailing } TOTAL UNITED KINGDOM, BRITISH POSSESSIONS, AND FOREIGN COUNTRIES
142,830	4,860	5,284,930	3,938	6,163,853	218	337,843	4,156	6,501,696	3,944	7,045,748	228	381,003	4,172	7,435,746	Total } TOTAL UNITED KINGDOM, BRITISH POSSESSIONS, AND FOREIGN COUNTRIES

ABSTRACT TABLES  
SHIPPING

( 826 )

No. 4

NATIONAL

TOTAL NUMBER and TONNAGE of VESSELS of each NATION, including their repeated voyages, that ENTERED

NATIONALITY OF VESSELS	1916-17						1917-18						With Cargo		
	With Cargoes		In Ballast		Total		With Cargoes		In Ballast		Total				
	ves.	tons	ves.	tons	ves.	tons	ves.	tons	ves.	tons	ves.	tons			
BRITISH, OTHER THAN BRITISH INDIAN	Steam	1,568	3,154,966	679	1,348,936	2,247	4,503,902	1,509	2,375,826	443	1,017,118	1,952	3,392,944	1,583	2,741
	Sailing	66	7,278	59	6,409	125	13,687	36	5,056	66	6,118	102	11,174	66	1
BRITISH INDIAN, OTHER THAN NATIVE CRAFT	Steam	24	63,185	7	17,203	31	80,388	22	57,003	2	5,801	24	62,804	14	2
	Sailing	142	13,271	215	23,623	357	36,894	190	20,642	146	18,287	336	38,929	136	1
FOREIGN, OTHER THAN NATIVE CRAFT	Steam	332	720,075	276	409,890	608	1,129,965	374	846,082	375	700,048	749	1,546,130	378	86
	Sailing	2	694	..	..	2	694	1	1,881	8	12,979	9	14,860	2	..
NATIVE CRAFT															
BRITISH	Sailing	51	3,560	47	3,184	98	6,753	30	2,378	44	2,828	74	5,206	60	..
BRITISH INDIAN	Sailing	633	49,386	433	29,641	1,066	79,027	691	57,809	601	48,570	1,352	106,379	532	4
FOREIGN	Sailing	411	37,292	43	3,228	454	40,520	482	43,762	409	27,480	901	71,242	355	3
TOTAL	Steam	1,944	3,938,226	962	1,776,029	2,906	5,714,255	1,905	3,278,911	820	1,722,967	2,725	5,001,878	1,975	3,65
	Sailing	1,305	111,490	797	66,085	2,102	177,575	1,440	131,528	1,334	116,262	2,774	247,790	1,151	11
	Total	3,249	4,049,716	1,759	1,842,114	5,008	5,891,830	3,345	3,410,439	2,154	1,839,229	5,499	5,249,668	3,126	3,76
DETAIL OF FOREIGN VESSELS, other than native craft—															
AUSTRO-HUNGARIAN	Steam	..	..	..	..	..	..	..	..	..	..	..	..	..	..
DANISH	Steam	..	..	..	..	..	..	3	10,093	4	12,618	7	22,711	3	..
	Sailing	..	..	..	..	..	..	..	..	..	..	..	..	..	..
DUTCH	Steam	66	140,391	42	84,648	108	225,039	67	177,777	47	88,696	114	266,473	55	16
FRENCH	Steam	4	8,755	..	..	4	8,755	12	34,073	13	13,214	25	47,287	16	4
BELGIAN	Steam	..	..	..	..	..	..	..	..	..	..	..	..	..	..
GERMAN	Steam	..	..	..	..	..	..	..	..	..	..	..	..	..	..
GREEK	Steam	1	1,952	13	26,555	14	28,507	2	3,231	44	91,480	46	94,761	1	..
ITALIAN	Steam	29	74,924	16	49,859	45	124,783	24	63,903	75	201,328	99	265,231	9	1
NORWEGIAN	Steam	52	57,160	83	112,832	135	169,992	59	74,882	43	58,882	102	133,764	40	5
	Sailing	..	..	..	..	..	..	..	..	4	5,992	4	5,992	..	..
SPANISH	Steam	1	2,559	3	8,988	4	11,547	8	17,414	10	27,238	18	44,702	4	1
PORTUGUESE	Steam	..	..	..	..	..	..	2	3,623	2	7,098	4	10,721	1	..
	Sailing	..	..	..	..	..	..	..	..	..	..	..	..	..	..
RUSSIAN	Steam	17	28,365	5	5,606	22	33,971	5	7,233	4	4,578	9	11,814	7	..
	Sailing	..	..	..	..	..	..	1	1,881	2	3,630	3	5,511	..	..
SWEDISH	Steam	8	17,357	16	35,571	24	52,928	16	35,528	10	16,616	26	52,144	9	2
	Sailing	..	..	..	..	..	..	..	..	1	1,602	1	1,602	1	..
ARAB	Steam	1	213	..	..	1	213	2	426	..	..	2	426	..	..
	Sailing	1	79	..	..	1	79	..	..	..	..	..	..	..	..
JAPANESE	Steam	146	361,753	90	71,453	236	433,206	157	379,902	78	130,887	235	510,789	188	35
CHINESE	Steam	2	1,465	5	6,110	7	7,575	6	6,985	43	42,093	49	49,084	29	3
SIAMSE	Steam	..	..	..	..	..	..	2	1,724	..	..	2	1,724	..	..
TURKISH	Steam	..	..	..	..	..	..	..	..	..	..	..	..	..	..
	Sailing	..	..	..	..	..	..	..	..	..	..	..	..	..	..
AMERICAN	Steam	5	25,191	8	8,268	13	33,459	9	39,234	2	5,265	11	34,499	18	34
	Sailing	1	615	..	..	1	615	..	..	1	1,555	1	1,555	..	..
SARAWAK	Steamy	..	..	..	..	..	..	..	..	..	..	..	..	..	..
CHILMAN	Sailing	..	..	..	..	..	..	..	..	..	..	..	..	1	1
TOTAL	Steam	332	720,075	276	409,890	608	1,129,965	374	846,082	375	700,048	749	1,546,130	378	86
	Sailing	2	694	..	..	2	694	1	1,881	8	12,979	9	14,860	2	3
	Total	334	720,769	276	409,890	610	1,130,659	375	847,963	383	713,027	758	1,560,990	380	89



OF VESSELS

with CARGOES and in BALLAST, at PORTS in BRITISH INDIA, in each Official Year from 1916-17 to 1920-21

1918-19				1919-20						1920-21						NATIONALITY OF VESSELS
In Ballast		Total		With Cargoes		In Ballast		Total		With Cargoes		In Ballast		Total		
ves.	tons	ves.	tons	ves.	tons	ves.	tons	ves.	tons	ves.	tons	ves.	tons	ves.	tons	
344	822,173	1,927	3,569,715	1,717	4,168,103	382	1,025,940	2,099	5,194,052	1,923	5,005,904	471	1,103,713	2,394	6,109,617	Steam } BRITISH, OTHER Sailing } THAMBIAN INDIAN
48	4,375	114	12,826	57	5,311	13	3,502	20	8,818	34	2,119	16	1,483	50	3,602	Sailing }
3	7,830	17	30,147	29	71,797	10	23,776	39	95,573	33	87,847	8	18,005	41	106,852	Steam } BRITISH INDIA Sailing } OTHER THAN NATIVE CRAFT
106	12,686	241	26,621	155	19,651	69	9,548	224	29,199	126	14,064	106	24,732	201	34,786	Sailing }
320	580,284	698	1,449,513	339	820,316	114	233,886	453	1,054,202	476	1,379,133	137	316,518	613	1,695,651	Steam } FOREIGN, OTHER Sailing } THAN NATIVE CRAFT
4	6,998	6	10,036	1	1,555	2	2,820	3	4,375	..	..	..	..	..	..	Sailing }
25	1,412	85	5,156	46	2,486	3	159	49	2,645	35	2,144	9	723	45	2,867	Sailing } NATIVE CRAFT BRITISH
480	14,555	1,012	92,936	471	45,285	292	26,834	763	72,119	376	39,266	174	17,149	550	56,415	Sailing } BRITISH INDIA
189	19,174	544	55,525	320	31,816	52	5,502	372	37,318	315	30,474	22	3,121	347	33,605	Sailing } FOREIGN
687	1,410,287	2,642	5,049,375	2,085	5,060,216	506	1,283,611	2,591	6,343,827	2,452	6,472,974	616	1,458,226	3,068	7,911,200	Steam } TOTAL
851	89,200	2,002	208,100	1,060	106,104	431	48,385	1,481	154,469	887	88,057	396	47,218	1,283	135,276	Sailing }
1,518	1,499,487	4,644	5,257,475	3,135	5,166,320	937	1,331,976	4,072	6,498,296	3,319	6,561,031	1,012	1,465,444	4,351	8,046,476	Total }
DETAIL OF FOREIGN VESSELS, other than the native craft—																
..	..	..	..	..	..	..	..	..	..	..	..	..	..	..	..	Steam } AUSTRO-HUNGARIAN
7	22,126	10	30,939	8	6,328	1	4,236	9	9,564	7	7,592	..	..	7	7,592	Steam } DANISH
1	1,568	1	1,568	..	..	..	..	..	..	..	..	..	..	..	..	Sailing }
24	73,173	79	233,304	31	86,115	5	18,451	36	104,566	61	212,492	7	25,051	68	237,543	Steam } DUTCH
4	2,903	20	45,827	10	16,048	5	7,317	15	23,360	10	41,738	..	..	19	41,738	Steam } FRENCH
..	..	..	..	2	2,857	1	1,342	3	3,909	3	6,237	2	4,937	5	11,174	Steam } BELGIAN
..	..	..	..	..	..	..	..	..	..	3	14,087	..	..	3	14,087	Steam } GERMAN
19	39,201	20	41,947	1	3,181	7	18,220	8	21,461	1	1,822	6	17,502	7	19,324	Steam } GREEK
37	90,416	46	119,376	42	128,201	4	11,358	46	169,559	51	160,068	1	2,861	52	162,929	Steam } ITALIAN
33	46,940	73	102,192	41	58,736	11	14,806	52	68,532	37	71,326	14	17,788	51	89,114	Steam } NORWEGIAN
3	5,415	8	5,415	..	..	1	1,137	1	1,137	..	..	..	..	..	..	Sailing }
6	15,324	10	26,301	..	..	5	10,308	5	10,308	2	5,772	..	..	2	5,772	Steam } SPANISH
3	9,484	4	12,345	..	..	..	..	..	..	1	3,995	..	..	1	3,995	Steam } PORTUGUESE
..	..	..	..	..	..	..	..	..	..	..	..	..	..	..	..	Sailing }
11	6,270	16	12,899	5	12,720	1	1,028	6	13,758	3	4,855	3	7,564	6	12,419	Steam } RUSSIAN
..	..	..	..	..	..	..	..	..	..	..	..	..	..	..	..	Sailing }
6	13,448	14	37,388	11	31,425	6	9,648	17	41,074	19	58,499	9	20,385	28	78,884	Steam } SWEDISH
..	..	1	1,355	..	..	..	..	..	..	..	..	..	..	..	..	Sailing }
..	..	..	..	1	213	..	..	1	213	..	..	..	..	..	..	Steam } ARAB
..	..	..	..	..	..	..	..	..	..	..	..	..	..	..	..	Sailing }
118	216,847	306	671,216	142	356,111	57	117,292	199	478,403	151	445,077	77	168,959	228	614,036	Steam } JAPANESE
43	40,442	72	77,808	5	11,679	3	5,068	8	16,737	7	14,377	3	7,079	10	21,456	Steam } CHINESE
..	..	..	..	..	..	..	..	..	..	..	..	..	..	..	..	Steam } SIAMESE
..	..	..	..	..	..	..	..	..	..	..	..	..	..	..	..	Steam } TURKISH
..	..	..	..	..	..	..	..	..	..	..	..	..	..	..	..	Sailing }
10	3,710	26	37,374	40	112,906	3	14,767	43	127,673	111	331,218	15	44,392	126	375,610	Steam } AMERICAN
..	..	..	..	1	1,555	..	..	1	1,555	..	..	..	..	..	..	Sailing }
..	..	..	..	..	..	..	..	..	..	..	..	..	..	..	..	Steam } SARAWAK
..	..	1	1,683	..	..	1	1,683	1	1,683	..	..	..	..	..	..	Sailing } CHILEAN
320	580,284	698	1,449,513	339	820,316	114	233,886	453	1,054,202	476	1,379,133	137	316,518	613	1,695,651	Steam } TOTAL
4	6,998	6	10,036	1	1,555	2	2,820	3	4,375	..	..	..	..	..	..	Sailing }
324	587,282	704	1,459,549	340	821,871	116	236,706	456	1,058,577	476	1,379,133	137	316,518	613	1,695,651	Total }

ABSTRACT TABLES  
SHIPPING

( S28 )

No. 5

TOTAL NUMBER and TONNAGE of VESSELS of each NATION, including their respective tonnage that CLEAR

NATIONALITY OF VESSELS	1916-17						1917-18								
	With Cargoes		In Ballast		Total		With Cargoes		In Ballast		With Cargoes				
	ves.	tons	ves.	tons	ves.	tons	ves.	tons	ves.	tons	ves.	tons			
BRITISH, OTHER THAN BRITISH INDIAN	Steam	2,270	4,559,529	37	112,528	2,316	4,672,057	2,032	3,718,167	19	65,296	2,051	3,783,463	1,819	3,427,111
	Sailing	125	15,231	3	118	128	15,349	95	10,079	..	..	95	10,079	81	6,311
BRITISH INDIAN, OTHER THAN NATIVE CRAFT	Steam	17	40,030	..	..	17	40,030	9	19,142	..	..	9	19,142	3	5,111
	Sailing	333	37,072	24	2,143	357	39,215	296	32,392	19	1,664	315	34,056	230	23,511
FOREIGN, OTHER THAN NATIVE CRAFT	Steam	540	1,089,203	67	54,140	607	1,143,343	733	1,487,424	20	51,627	753	1,539,051	688	1,466,511
	Sailing	1	79	1	615	2	694	8	12,614	..	..	8	12,614	8	12,614
NATIVE CRAFT															
BRITISH	Sailing	100	7,283	4	281	104	7,564	71	5,405	1	120	72	5,434	73	4,611
BRITISH INDIAN	Sailing	1,357	104,235	56	2,709	1,413	107,034	1,693	135,846	42	2,098	1,735	137,944	1,742	120,911
FOREIGN	Sailing	433	37,796	1	71	434	37,867	922	76,412	..	..	922	76,412	685	73,311
TOTAL	Steam	2,836	5,688,762	104	166,668	2,940	5,855,430	2,774	5,224,733	39	116,923	2,813	5,341,656	2,510	4,898,811
	Sailing	2,340	201,676	89	6,027	2,438	207,703	3,085	272,748	62	3,791	3,147	276,539	2,219	243,211
	Total	5,185	5,890,438	193	172,695	5,378	6,063,133	5,859	5,497,481	101	120,714	5,960	5,618,195	4,729	5,142,022
DETAIL OF FOREIGN VESSELS, other than native craft—															
AUSTRO-HUNGARIAN	Steam	..	..	..	..	..	..	..	..	..	..	..	..	..	..
DANISH	Steam	..	..	..	..	..	..	7	19,495	..	..	7	19,495	12	33,411
	Sailing	..	..	..	..	..	..	..	..	..	..	..	..	1	1,511
DUTCH	Steam	100	216,721	5	6,899	105	223,620	107	237,922	5	15,897	112	253,819	71	210,111
FRENCH	Steam	1	1,906	1	3,959	2	5,865	24	42,881	..	..	24	42,881	20	60,611
BELGIAN	Steam	..	..	..	..	..	..	..	..	..	..	..	..	..	..
GERMAN	Steam	..	..	..	..	..	..	..	..	..	..	..	..	..	..
GREEK	Steam	15	30,669	..	..	15	30,669	57	115,963	..	..	57	115,963	23	47,461
ITALIAN	Steam	41	112,628	..	..	41	112,628	94	248,451	..	..	94	248,451	44	118,661
	Sailing	..	..	..	..	..	..	..	..	..	..	..	..	..	..
NORWEGIAN	Steam	129	163,979	3	1,489	132	165,468	93	116,978	7	13,649	100	130,627	65	94,561
	Sailing	..	..	..	..	..	..	4	5,992	..	..	4	5,992	3	5,411
SPANISH	Steam	3	9,150	..	..	3	9,150	17	42,100	4	8,753	21	50,853	10	24,311
PORTUGUESE	Steam	1	3,528	..	..	1	3,528	7	20,900	..	..	7	20,900	3	9,411
RUSSIAN	Steam	18	23,777	5	12,730	23	36,507	6	7,124	1	2,546	7	9,670	22	17,711
	Sailing	..	..	..	..	..	..	2	3,265	..	..	2	3,265	1	2,211
SWEDISH	Steam	27	60,913	..	..	27	60,913	20	39,586	..	..	20	39,586	16	42,211
	Sailing	..	..	..	..	..	..	1	1,802	..	..	1	1,802	1	1,311
ARAB	Steam	..	..	..	..	..	..	2	426	..	..	2	426	..	..
	Sailing	1	79	..	..	1	79	..	..	..	..	..	..	..	..
JAPANESE	Steam	193	443,736	50	11,140	243	454,876	241	525,052	2	5,982	243	531,034	308	689,911
CHINESE	Steam	7	7,575	..	..	7	7,575	49	49,084	..	..	49	49,084	69	77,111
	Sailing	..	..	..	..	..	..	..	..	..	..	..	..	1	..
SIAMSE	Steam	..	..	..	..	..	..	2	1,724	..	..	2	1,724	..	..
AMERICAN	Steam	5	14,721	3	17,923	8	32,644	7	19,738	1	4,800	8	24,538	25	36,611
	Sailing	..	..	1	615	1	615	1	1,555	..	..	1	1,555	..	..
BRAZILIAN	Steam	..	..	..	..	..	..	..	..	..	..	..	..	..	..
CHILIAN	Sailing	..	..	..	..	..	..	..	..	..	..	..	..	1	1,311
TOTAL	Steam	540	1,089,203	67	54,140	607	1,143,343	733	1,487,424	20	51,627	753	1,539,051	688	1,466,511
	Sailing	1	79	1	615	2	694	8	12,614	..	..	8	12,614	8	12,614

OF VESSELS

with CARGOES and in BALLAST, from PORTS in BRITISH INDIA, in each Official Year from 1916-17 to 1920-21

1918-19				1919-20				1920-21				NATIONALITY OF VESSELS				
In Ballast		Total		With Cargoes		In Ballast		Total		With Cargoes			In Ballast		Total	
ves.	tons	ves.	tons	ves.	tons	ves.	tons	ves.	tons	ves.	tons		ves.	tons	ves.	tons
29	72,620	1,848	3,499,754	2,041	4,968,137	92	291,876	2,133	5,290,018	2,156	5,433,672	103	208,711	2,259	5,747,569	Steam } BRITISH, OTHER Sailing } THAN INDIAN
4	395	85	6,671	29	5,302	9	699	38	6,001	31	2,457	8	787	39	3,194	
1	1,899	4	7,048	16	36,944	..	..	16	96,944	35	77,661	..	..	35	77,661	Steam } BRITISH, INDIAN, Sailing } OTHER THAN NATIVE CRAFT
10	632	240	26,146	226	28,307	37	4,691	263	33,001	331	43,134	16	2,904	346	46,038	
29	64,211	717	1,580,738	434	977,881	21	36,556	455	1,014,437	515	1,392,182	29	62,950	544	1,455,132	Steam } FOREIGN, OTHER Sailing } THAN NATIVE CRAFT
..	..	8	12,373	3	4,374	..	..	3	4,374	..	..	..	..	..	..	
8	345	79	5,035	40	3,377	19	1,287	59	4,664	27	2,415	9	367	36	2,802	NATIVE CRAFT Sailing } BRITISH
50	2,762	1,192	123,728	727	72,791	33	1,918	760	74,707	496	53,056	58	4,107	549	57,160	Sailing } BRITISH INDIAN
2	75	687	73,439	422	46,740	7	615	429	47,555	353	35,979	11	1,207	364	37,186	Sailing } FOREIGN
50	138,730	2,569	5,037,540	2,401	6,002,962	113	328,482	2,604	6,331,394	2,706	6,908,705	132	271,661	2,835	7,280,366	Steam } TOTAL
72	4,109	2,291	247,390	1,447	160,891	105	9,471	1,552	170,302	1,238	137,036	96	9,342	1,334	149,330	Sailing }
131	142,839	4,860	5,284,930	3,938	6,163,853	218	337,953	4,156	6,501,696	3,944	7,045,743	228	381,003	4,172	7,424,746	Total }
DETAIL OF FOREIGN VESSELS, other than native craft																
..	..	..	..	..	..	..	..	..	..	..	..	..	..	..	..	Steam } AUSTRO-HUNGARIAN
1	283	13	33,707	6	3,230	..	..	6	3,230	10	22,225	4	3,430	14	25,655	Steam } DANISH
..	..	1	1,583	..	..	..	..	..	..	..	..	..	..	..	..	Sailing }
7	23,962	78	234,065	31	89,413	5	11,472	36	100,835	45	149,977	6	12,685	51	161,662	Steam } DUTCH
..	..	20	60,660	23	38,327	..	..	23	36,327	17	35,577	..	..	17	36,577	Steam } FRENCH
..	..	..	..	2	2,671	1	1,328	3	3,999	4	8,977	..	..	4	8,977	Steam } BELGIAN
..	..	..	..	..	..	..	..	..	..	4	16,624	..	..	4	16,624	Steam } GERMAN
..	..	23	47,492	7	18,397	..	..	7	18,397	6	17,271	..	..	6	17,271	Steam } GREEK
..	..	44	118,092	36	119,388	1	2,821	39	122,209	57	178,793	..	..	57	178,793	Steam } ITALIAN
5	6,665	70	101,257	44	53,568	6	4,556	50	58,124	51	83,704	..	..	51	83,704	Steam } NORWEGIAN
..	..	3	5,415	1	1,136	..	..	1	1,136	..	..	..	..	..	..	Sailing }
..	..	10	25,371	7	13,734	..	..	7	13,734	2	5,772	..	..	2	5,772	Steam } SPANISH
1	2,861	4	12,345	1	855	..	..	1	835	..	..	..	..	..	..	Steam } PORTUGUESE
..	..	22	17,726	8	15,683	4	6,269	19	21,962	4	11,086	..	..	4	11,086	Steam } ROMANIAN
..	..	1	2,246	..	..	..	..	..	..	..	..	..	..	..	..	Sailing }
2	5,741	18	47,963	12	29,048	1	1,451	13	29,499	17	446,977	2	4,594	19	58,571	Steam } SWEDISH
..	..	1	1,355	..	..	..	..	..	..	..	..	..	..	..	..	Sailing }
..	..	..	..	..	..	..	..	..	..	..	..	..	..	..	..	Steam } ARAB
..	..	..	..	..	..	..	..	..	..	..	..	..	..	..	..	Sailing }
12	24,370	320	714,352	206	478,738	1	2,635	207	481,373	177	449,361	14	32,998	191	481,359	Steam } JAPANESE
..	..	69	77,148	11	20,231	1	1,686	12	21,917	10	20,912	1	3,318	11	24,230	Steam } CHINESE
..	..	1	91	..	..	..	..	..	..	..	..	..	..	..	..	Sailing }
..	..	..	..	..	..	..	..	..	..	..	..	..	..	..	..	Steam } SIAMSE
1	329	26	38,970	33	95,595	1	4,338	39	99,936	110	233,685	2	5,925	112	344,910	Steam } AMERICAN
..	..	..	..	1	1,555	..	..	1	1,555	..	..	..	..	..	..	Sailing }
..	..	..	..	..	..	..	..	..	..	1	3,041	..	..	1	3,041	Steam } BRAZILIAN
..	..	1	1,683	1	1,643	..	..	1	1,683	..	..	..	..	..	..	Sailing } CHILEAN
29	64,211	717	1,580,738	434	977,881	21	36,556	455	1,014,437	515	1,392,182	29	62,950	544	1,455,132	Steam } TOTAL
..	..	8	12,373	3	4,374	..	..	3	4,374	..	..	..	..	..	..	Sailing }
29	64,211	725	1,543,111	437	982,255	21	36,556	458	1,018,811	515	1,392,182	29	62,950	544	1,455,132	Total }



distinguishing their NATIONALITY, that ENTERED and CLEARED with CARGOES at each PORT in BRITISH INDIA from 1916-17 to 1920-21

CLEARED WITH CARGOES																		PORT FROM WHICH CLEARED		
BRITISH				BRITISH INDIAN				FOREIGN				NATIVE CRAFT		TOTAL						
STEAM		SAILING		STEAM		SAILING		STEAM		SAILING		SAILING		STEAM		SAILING			STEAM AND SAILING	
VL.	TONS	VL.	TONS	VL.	TONS	VL.	TONS	VL.	TONS	VL.	TONS	VL.	TONS	VL.	TONS	VL.	TONS	VL.	TONS	
<b>BENGAL—</b>																				
<b>CALCUTTA (CHIEF PORT)—</b>																				
424	1,248,567	1	3,599	..	..	..	..	164	372,060	..	..	8	794	538	1,640,638	7	4,393	595	1,848,036	1916-17
245	730,846	..	..	..	..	..	..	172	417,481	3	4,587	7	909	417	1,108,837	10	5,496	427	1,306,823	1917-18
236	881,785	1	519	..	..	..	..	162	432,844	4	6,534	6	944	448	1,314,639	11	7,997	469	1,322,628	1918-19
457	1,431,302	2	2,688	..	..	..	..	159	391,673	3	4,374	7	1,231	616	1,672,975	13	8,293	628	1,881,303	1919-20
472	1,547,020	..	..	..	..	..	..	244	663,842	..	..	4	948	716	2,210,871	4	913	720	2,211,814	1920-21
<b>CHITTAGONG—</b>																				
12	33,264	..	..	..	..	..	..	..	..	..	..	..	..	12	33,264	..	..	12	33,264	1916-17
4	11,672	..	..	..	..	..	..	..	..	..	..	..	..	4	11,672	..	..	4	11,672	1917-18
8	24,171	..	..	..	..	..	..	..	..	..	..	..	..	8	24,171	..	..	8	24,171	1918-19
16	47,736	..	..	..	..	1	174	..	..	..	..	..	..	16	47,736	1	174	17	47,910	1919-20
4	14,368	..	..	..	..	..	..	..	..	..	..	..	..	4	14,368	..	..	4	14,368	1920-21
<b>TOTAL OF ALL PORTS IN BENGAL—</b>																				
436	1,301,831	1	3,599	..	..	..	..	164	372,066	..	..	6	794	600	1,673,897	7	4,393	607	1,673,390	1916-17
249	792,518	..	..	..	..	..	..	172	417,481	3	4,587	7	909	431	1,309,999	10	5,496	431	1,315,495	1917-18
234	905,956	1	519	..	..	..	..	162	432,844	4	6,534	6	944	456	1,338,900	11	7,997	467	1,346,797	1918-19
473	1,529,038	2	2,688	..	..	1	174	159	391,673	3	4,374	7	1,231	632	1,920,711	13	8,467	645	1,929,178	1919-20
478	1,561,397	..	..	..	..	..	..	244	663,842	..	..	4	943	720	2,225,239	4	943	724	2,225,182	1920-21
<b>BOMBAY—</b>																				
<b>BOMBAY (CHIEF PORT)—</b>																				
351	1,091,812	..	..	..	..	1	129	142	238,673	..	..	251	24,870	493	1,380,485	252	24,999	745	1,405,484	1916-17
238	913,242	..	..	..	..	1	79	142	290,106	..	..	465	54,283	430	1,208,348	466	54,382	396	1,257,730	1917-18
254	710,717	..	..	..	..	5	934	104	252,657	1	1,355	358	40,331	358	963,374	364	51,820	722	1,014,994	1918-19
476	1,600,552	5	1,209	..	..	..	..	162	337,281	..	..	228	29,852	638	1,937,833	233	31,061	871	1,968,894	1919-20
446	1,491,816	..	..	..	..	..	..	120	339,429	..	..	181	21,623	575	1,831,245	181	21,623	756	1,852,868	1920-21
<b>BASSEIN—</b>																				
..	..	..	..	..	..	..	..	..	..	..	..	..	..	..	..	..	..	..	..	1916-17
..	..	..	..	..	..	..	..	..	..	..	..	..	..	..	..	..	..	..	..	1917-18
..	..	..	..	..	..	..	..	..	..	..	..	..	..	..	..	..	..	..	..	1918-19
..	..	..	..	..	..	..	..	..	..	..	..	..	..	..	..	..	..	..	..	1919-20
..	..	..	..	..	..	..	..	..	..	..	..	..	..	..	..	..	..	..	..	1920-21
<b>BROACH—</b>																				
..	..	..	..	..	..	..	..	..	..	..	..	1	32	..	..	1	32	1	32	1916-17
..	..	..	..	..	..	..	..	..	..	..	..	6	280	..	..	6	280	6	280	1917-18
..	..	..	..	..	..	..	..	..	..	..	..	..	..	..	..	..	..	..	..	1918-19
..	..	..	..	..	..	..	..	..	..	..	..	..	..	..	..	..	..	..	..	1919-20
..	..	..	..	..	..	..	..	..	..	..	..	1	96	..	..	1	96	1	96	1920-21
<b>DAMAN—</b>																				
..	..	..	..	..	..	..	..	..	..	..	..	..	..	..	..	..	..	..	..	1916-17
..	..	..	..	..	..	..	..	..	..	..	..	..	..	..	..	..	..	..	..	1917-18
..	..	..	..	..	..	..	..	..	..	..	..	..	..	..	..	..	..	..	..	1918-19
..	..	..	..	..	..	..	..	..	..	..	..	..	..	..	..	..	..	..	..	1919-20
..	..	..	..	..	..	..	..	..	..	..	..	..	..	..	..	..	..	..	..	1920-21
<b>HONAVAR—</b>																				
..	..	..	..	..	..	..	..	..	..	..	..	..	..	..	..	..	..	..	..	1916-17
..	..	..	..	..	..	..	..	..	..	..	..	..	..	..	..	..	..	..	..	1917-18
..	..	..	..	..	..	..	..	..	..	..	..	..	..	..	..	..	..	..	..	1918-19
..	..	..	..	..	..	..	..	..	..	..	..	..	..	..	..	..	..	..	..	1919-20
..	..	..	..	..	..	..	..	..	..	..	..	..	..	..	..	..	..	..	..	1920-21
<b>KARWAR—</b>																				
..	..	..	..	..	..	..	..	..	..	..	..	..	..	..	..	..	..	..	..	1916-17
..	..	..	..	..	..	..	..	..	..	..	..	2	199	..	..	2	199	2	199	1917-18
..	..	..	..	..	..	..	..	..	..	..	..	..	..	..	..	..	..	..	..	1918-19
..	..	..	..	..	..	..	..	..	..	..	..	..	..	..	..	..	..	..	..	1919-20
..	..	..	..	..	..	..	..	..	..	..	..	..	..	..	..	..	..	..	..	1920-21



**BOMBAY—SIND  
SHIPPING AT EACH PORT**

*distinguishing their NATIONALITY, that ENTERED and CLEARED with CARGOES at each PORT in BRITISH  
from 1916-17 to 1920-21—continued*

CLEARED WITH CARGOES																		PORT FROM WHICH CLEARED	
BRITISH			BRITISH INDIAN				FOREIGN				NATIVE CRAFT		TOTAL						
STEAM	SAILING		STEAM	SAILING			STEAM	SAILING			SAILING	STEAM	SAILING		STEAM AND SAILING				
TONS	VE.	TONS	VE.	TONS	VE.	TONS	VE.	TONS	VE.	TONS	VE.	TONS	VE.	TONS	VE.	TONS	VE.	TONS	
																		<b>BOMBAY—continued.</b>	
																		<b>MALWA—</b>	
																		1916-17	
																		1917-18	
																		1918-19	
																		1919-20	
																		1920-21	
																		<b>RAT—</b>	
																		1916-17	
																		1917-18	
																		1918-19	
																		1919-20	
																		1920-21	
																		<b>SURAT—</b>	
																		1916-17	
																		1917-18	
																		1918-19	
																		1919-20	
																		1920-21	
																		<b>VEROVALA—</b>	
																		1916-17	
																		1917-18	
																		1918-19	
																		1919-20	
																		1920-21	
																		<b>TOTAL OF SUBORDI NATE PORTS—</b>	
																		1916-17	
																		1917-18	
																		1918-19	
																		1919-20	
																		1920-21	
																		<b>TOTAL OF ALL PORT IN BOMBAY—</b>	
																		1916-17	
237	1,091,812				1	129	142	238,673			253	24,902	493	1,380,486	253	25,081	748	1,405,516	1917-18
238	913,242				1	70	142	200,106			473	64,862	480	1,208,348	474	54,941	904	1,263,289	1918-19
234	710,717				5	934	104	252,657	1	1,355	358	49,231	358	968,874	364	51,820	722	1,018,994	1919-20
476	1,600,652	5	1,209				162	337,281			228	29,882	638	1,937,835	233	31,061	871	1,968,896	1920-21
446	1,491,816						129	839,429			182	21,719	575	1,831,345	162	21,719	737	1,852,964	
																		<b>SIND—</b>	
																		<b>KARACHI (CHIEF PORT)</b>	
																		1916-17	
																		1917-18	
																		1918-19	
																		1919-20	
																		1920-21	
236	579,418			6	13,186		22	56,065			905	71,537	234	648,666	905	71,537	1,189	720,206	1916-17
215	753,386			2	3,824		111	221,082			1,559	119,319	423	1,084,392	1,559	119,319	1,987	1,157,811	1917-18
244	559,440						63	123,921			616	78,142	297	688,361	614	78,142	1,111	766,503	1918-19
172	403,614						6	13,829			415	37,504	190	448,017	415	37,504	606	485,521	1919-20
253	589,855			25	57,299		25	89,292			419	39,863	303	727,446	419	39,863	719	767,299	1920-21
																		<b>KATI BANDAR—</b>	
																		1916-17	
																		1917-18	
																		1918-19	
																		1919-20	
																		1920-21	







MADRAS

( 836 )

SHIPPING AT EACH PORT

No. 6—continued

NUMBER and TONNAGE of STEAM and SAILING VESSELS, including their REPEATED VOYAGES and INDIA, in each Official Year

PORT AT WHICH ENTERED	ENTERED WITH CARGOES																			
	BRITISH				BRITISH INDIAN				FOREIGN				NATIVE CRAFT		TOTAL					
	STEAM		SAILING		STEAM		SAILING		STEAM		SAILING		SAILING		STEAM		SAILING		STEAM AND SAILING	
	vs.	tons	vs.	tons	vs.	tons	vs.	tons	vs.	tons	vs.	tons	vs.	tons	vs.	tons	vs.	tons	vs.	tons
MADRAS—continued																				
COCHINA																				
1916-17	1	2,162	..	..	..	..	1	187	..	..	..	..	2	87	1	2,102	3	274	4	2,436
1917-18	1	2,708	2	184	..	..	3	195	..	..	..	..	..	..	1	2,708	5	379	6	3,067
1918-19	1	4,682	..	..	..	..	3	488	..	..	..	..	..	..	1	4,682	3	438	4	5,120
1919-20	3	10,174	..	..	..	..	..	..	..	..	..	..	..	..	3	10,174	..	..	3	10,174
1920-21	..	..	..	..	..	..	..	..	..	..	..	..	1	36	..	..	1	36	1	36
MASULIPATAM																				
1916-17	..	..	..	..	..	..	..	..	..	..	..	..	8	582	..	..	8	582	8	582
1917-18	..	..	..	..	..	..	2	447	..	..	..	..	4	194	..	..	6	641	6	641
1918-19	..	..	..	..	..	..	..	..	..	..	..	..	3	164	..	..	3	164	3	164
1919-20	..	..	..	..	..	..	..	..	..	..	..	..	2	200	..	..	2	200	2	200
1920-21	..	..	..	..	..	..	1	80	..	..	..	..	..	..	..	..	1	80	1	80
NIZAMPATNAM																				
1916-17	..	..	..	..	..	..	..	..	..	..	..	..	1	42	..	..	1	42	1	42
1917-18	..	..	..	..	..	..	..	..	..	..	..	..	..	..	..	..	..	..	..	..
1918-19	..	..	..	..	..	..	..	..	..	..	..	..	..	..	..	..	..	..	..	..
1919-20	..	..	..	..	..	..	..	..	..	..	..	..	..	..	..	..	..	..	..	..
1920-21	..	..	..	..	..	..	..	..	..	..	..	..	..	..	..	..	..	..	..	..
KOTTAPATNAM																				
1916-17	..	..	..	..	..	..	..	..	..	..	..	..	..	..	..	..	..	..	..	..
1917-18	..	..	..	..	..	..	..	..	..	..	..	..	..	..	..	..	..	..	..	..
1918-19	..	..	..	..	..	..	..	..	..	..	..	..	..	..	..	..	..	..	..	..
1919-20	..	..	..	..	..	..	..	..	..	..	..	..	..	..	..	..	..	..	..	..
1920-21	..	..	..	..	..	..	..	..	..	..	..	..	..	..	..	..	..	..	..	..
CUDDALORE																				
1916-17	8	10,059	4	319	..	..	..	..	..	..	..	..	5	486	3	10,059	9	805	12	10,864
1917-18	..	..	7	492	..	..	..	..	..	..	..	..	7	474	..	..	14	966	14	966
1918-19	..	..	8	233	..	..	..	..	..	..	..	..	11	805	..	..	14	1,038	14	1,038
1919-20	8	24,296	9	456	..	..	..	..	4	9,479	..	..	13	597	12	33,775	22	1,053	34	34,828
1920-21	7	24,819	11	610	..	..	..	..	2	7,946	20	875	..	..	9	32,765	31	1,485	40	34,250
PORTO NOVO																				
1916-17	..	..	7	400	..	..	2	254	..	..	..	..	16	1,195	..	..	25	1,849	25	1,849
1917-18	..	..	8	155	..	..	2	239	..	..	..	..	18	1,378	..	..	23	1,772	23	1,772
1918-19	..	..	3	153	..	..	..	..	..	..	..	..	16	1,089	..	..	19	1,242	19	1,242
1919-20	..	..	..	..	..	..	1	125	..	..	..	..	18	988	..	..	19	1,113	19	1,113
1920-21	..	..	2	199	..	..	2	250	..	..	9	452	..	..	..	..	18	901	18	901
TIRUMALAVASAL																				
1916-17	..	..	8	617	..	..	2	134	..	..	..	..	1	23	..	..	11	770	11	770
1917-18	..	..	1	36	..	..	1	42	..	..	..	..	2	121	..	..	4	199	4	199
1918-19	..	..	..	..	..	..	..	..	..	..	..	..	..	..	..	..	..	..	..	..
1919-20	..	..	..	..	..	..	..	..	..	..	..	..	..	..	..	..	..	..	..	..
1920-21	..	..	..	..	..	..	..	..	..	..	..	..	..	..	..	..	..	..	..	..
TRANQUERAM																				
1916-17	..	..	..	..	..	..	..	..	..	..	..	..	..	..	..	..	..	..	..	..
1917-18	..	..	..	..	..	..	6	354	..	..	..	..	3	122	..	..	9	476	9	476
1918-19	..	..	1	112	..	..	..	..	..	..	..	..	1	99	..	..	2	211	2	211
1919-20	..	..	..	..	..	..	..	..	..	..	..	..	..	..	..	..	..	..	..	..
1920-21	..	..	..	..	..	..	..	..	..	..	..	..	..	..	..	..	..	..	..	..
NEGAPATAM																				
1916-17	40	86,716	20	1,229	..	..	23	1,891	..	..	..	..	35	2,466	40	86,716	78	5,586	118	92,302
1917-18	21	36,773	6	433	..	..	41	3,778	..	..	..	..	46	2,570	21	36,773	93	6,781	114	43,554
1918-19	12	24,864	29	1,807	..	..	13	1,553	..	..	..	..	38	1,566	12	24,864	78	4,028	90	29,790
1919-20	3	8,297	15	668	..	..	15	1,048	..	..	..	..	30	1,338	3	8,297	60	3,124	63	11,391
1920-21	13	41,478	18	669	..	..	1	140	1	3,137	..	..	22	1,250	14	44,648	39	2,409	53	47,052





distinguishing their NATIONALITY, that ENTERED and CLEARED with CARGOES at each PORT in BRITISH from 1916-17 to 1920-21.—continued

CLEARED WITH CARGOES																		PORT FROM WHICH CLEARED	
BRITISH				BRITISH INDIAN				FOREIGN				NATIVE CRAFT		TOTAL					
STEAM		SAILING		STEAM		SAILING		STEAM		SAILING		SAILING		STEAM		SAILING			STEAM AND SAILING
vr.	tons	vr.	tons	vr.	tons	vr.	tons	vr.	tons	vr.	tons	vr.	tons	vr.	tons	vr.	tons		vr.
MADRAS—continued																			
VERANGANNI—																			
..	..	..	..	..	3	410	..	..	..	..	..	..	..	..	3	410	3	..	410
..	..	..	..	..	1	129	..	..	..	..	..	..	..	..	1	129	1	..	129
..	..	..	..	..	2	312	..	..	..	..	..	..	..	..	2	312	2	..	312
..	..	..	..	..	..	..	..	..	..	..	..	..	..	..	..	..	..	..	..
..	..	..	..	..	1	132	..	..	..	..	..	..	..	..	1	132	1	..	132
TOTTUPURAI—																			
..	..	..	..	..	20	959	..	..	..	..	64	2,209	..	..	84	3,168	84	..	3,168
..	..	16	576	..	12	694	..	..	..	..	66	2,067	..	..	94	2,837	94	..	2,837
..	..	6	230	..	..	..	..	..	..	..	27	799	..	..	33	1,029	33	..	1,029
..	..	..	..	..	..	..	..	..	..	..	1	49	..	..	1	49	1	..	49
..	..	..	..	..	..	..	..	..	..	..	2	94	..	..	2	94	2	..	94
POINT CALIMERE—																			
..	..	..	..	..	..	..	..	..	..	..	22	516	..	..	22	516	22	..	516
..	..	..	..	..	..	..	..	..	..	..	23	684	..	..	23	684	23	..	684
..	..	..	..	..	..	..	..	..	..	..	17	392	..	..	17	392	17	..	392
..	..	..	..	..	..	..	..	..	..	..	10	270	..	..	10	270	10	..	270
..	..	..	..	..	..	..	..	..	..	..	12	367	..	..	12	367	12	..	367
MUTTUPET—																			
..	..	..	..	..	..	..	..	..	..	..	..	..	..	..	..	..	..	..	..
..	..	..	..	..	..	..	..	..	..	..	..	..	..	..	..	..	..	..	..
..	..	..	..	..	5	540	..	..	..	..	..	..	..	..	5	540	5	..	540
..	..	..	..	..	..	..	..	..	..	..	..	..	..	..	..	..	..	..	..
..	..	..	..	..	..	..	..	..	..	..	..	..	..	..	..	..	..	..	..
ADIRAMPATNAM—																			
..	..	25	1,320	..	18	720	..	..	..	..	60	2,759	..	..	108	4,799	108	..	4,799
..	..	9	381	..	30	1,915	..	..	..	..	44	1,604	..	..	83	3,900	83	..	3,900
..	..	2	214	..	45	3,440	..	..	..	..	12	478	..	..	59	4,132	59	..	4,132
..	..	1	34	..	14	564	..	..	..	..	7	312	..	..	22	910	22	..	910
..	..	..	..	..	24	835	..	..	..	..	4	361	..	..	28	1,196	28	..	1,196
ANNAPATNAM—																			
1	531	18	500	..	..	..	..	..	..	..	..	1	531	19	500	19	..	1,031	1,031
2	1,062	10	286	..	..	1	20	..	..	..	..	2	1,062	11	306	13	..	1,368	1,368
5	2,658	6	184	..	..	11	357	..	..	..	2	58	5	2,638	19	599	24	..	3,237
..	..	..	..	..	..	10	240	..	..	..	..	..	..	..	10	240	10	..	240
..	..	..	..	..	..	10	240	..	..	..	..	..	..	..	10	240	10	..	240
KILAKARAI—																			
..	..	..	..	..	13	1,294	..	..	..	..	9	593	..	..	22	1,987	22	..	1,987
..	..	..	..	..	9	1,082	..	..	..	..	13	677	..	..	22	1,759	22	..	1,759
..	..	..	..	..	10	904	..	..	..	..	11	476	..	..	21	1,380	21	..	1,380
..	..	..	..	..	10	1,304	..	..	..	..	8	580	..	..	18	1,884	18	..	1,884
..	..	..	..	..	8	724	..	..	..	..	7	497	..	..	15	1,221	15	..	1,221
DAVIPATNAM—																			
..	..	..	..	..	6	156	..	..	..	..	8	332	..	..	14	488	14	..	488
..	..	..	..	..	..	..	..	..	..	..	3	60	..	..	3	60	3	..	60
..	..	..	..	..	2	190	..	..	..	..	4	183	..	..	6	343	6	..	343
..	..	..	..	..	..	..	..	..	..	..	2	42	..	..	2	42	2	..	42
..	..	..	..	..	..	..	..	..	..	..	..	..	..	..	..	..	..	..	..
PANNAR—																			
21	14,377	..	..	..	20	1,507	..	..	..	..	25	1,253	21	14,377	45	2,760	66	..	17,137
13	6,903	..	..	..	2	263	..	..	..	..	17	339	13	6,903	19	1,102	32	..	8,005
7	3,717	..	..	..	3	244	..	..	..	..	35	1,559	7	3,717	32	1,308	45	..	5,520
..	..	..	..	..	13	953	..	..	..	..	21	1,004	..	..	34	1,992	34	..	1,992
..	..	..	..	..	15	1,220	..	..	..	..	14	306	..	..	29	2,026	29	..	2,026



distinguishing their NATIONALITY, that ENTERED and CLEARED with CARGOES at each PORT in BRITISH  
from 1916-17 to 1920-21—continued

CLEARED WITH CARGOES																	PORT FROM WHICH CLEARED			
BRITISH		BRITISH INDIAN				FOREIGN				NATIVE CRAFT		TOTAL								
STEAM		SAILING		STEAM		SAILING		STEAM		SAILING		SAILING		STEAM		SAILING		STEAM AND SAILING		
VL.	TONS	VL.	TONS	VL.	TONS	VL.	TONS	VL.	TONS	VL.	TONS	VL.	TONS	VL.	TONS	VL.	TONS	VL.	TONS	
MADRAS—continued																				
TONDY—																				
..	..	..	..	..	..	..	..	..	..	..	..	1	76	..	..	1	76	1	76	1916-17
..	..	..	..	..	..	..	..	..	..	..	..	1	27	..	..	1	27	1	27	1917-18
..	..	..	..	..	..	..	..	..	..	..	..	5	206	..	..	5	206	5	206	1918-19
..	..	..	..	..	..	3	450	..	..	..	..	3	230	..	..	6	680	6	680	1919-20
..	..	..	..	..	..	2	371	..	..	..	..	1	108	..	..	3	479	3	479	1920-21
TUTUCORIN—																				
93	191,922	..	..	..	..	27	3,491	15	45,854	..	..	56	3,029	108	237,776	63	7,420	161	245,196	1916-17
104	150,602	..	..	..	..	34	4,229	11	31,780	..	..	22	1,809	116	182,332	56	6,038	171	188,420	1917-18
96	180,159	..	..	..	..	29	3,990	4	9,618	..	..	17	1,338	100	189,777	48	5,323	148	195,108	1918-19
109	223,780	..	..	..	..	22	3,259	3	8,839	..	..	19	1,312	112	232,619	41	5,071	153	237,690	1919-20
108	206,057	..	..	..	..	11	1,793	4	10,999	..	..	13	1,412	112	216,056	24	3,405	136	219,461	1920-21
KULASHEKARAPATTAN—																				
..	..	..	..	..	..	15	1,653	..	..	..	..	3	171	..	..	18	1,824	18	1,824	1916-17
..	..	..	..	..	..	12	1,042	..	..	..	..	1	58	..	..	13	1,098	13	1,098	1917-18
..	..	..	..	..	..	17	1,561	..	..	..	..	..	..	..	..	17	1,561	17	1,561	1918-19
..	..	..	..	..	..	31	3,107	..	..	..	..	2	214	..	..	33	3,321	33	3,321	1919-20
..	..	..	..	..	..	39	4,078	..	..	..	..	..	..	..	..	39	4,078	39	4,078	1920-21
KAYALPATTAN—																				
..	..	..	..	..	..	1	91	..	..	..	..	7	308	..	..	8	397	8	397	1916-17
..	..	..	..	..	..	5	845	..	..	..	..	6	301	..	..	11	1,146	11	1,146	1917-18
..	..	..	..	..	..	..	..	..	..	..	..	5	196	..	..	5	196	5	196	1918-19
..	..	..	..	..	..	..	..	..	..	..	..	3	95	..	..	3	95	3	95	1919-20
..	..	..	..	..	..	..	..	..	..	..	..	4	140	..	..	4	140	4	140	1920-21
MANGALORE—																				
2	4,808	..	..	..	..	9	916	1	720	..	..	23	3,752	3	5,323	32	4,667	35	10,198	1916-17
..	..	..	..	..	..	14	1,476	..	..	..	..	12	1,520	..	..	26	2,996	28	3,996	1917-18
..	..	..	..	..	..	7	709	..	..	..	..	16	1,764	1	2,143	29	2,910	30	3,033	1918-19
1	2,143	6	437	..	..	10	1,027	2	1,944	..	..	55	6,228	3	4,629	69	7,662	72	12,291	1919-20
4	11,730	8	758	..	..	2	232	..	..	..	..	27	2,663	4	11,730	27	4,663	41	16,323	1920-21
MILPE—																				
..	..	1	108	..	..	3	295	..	..	..	..	1	85	..	..	5	483	5	483	1916-17
..	..	2	160	..	..	..	..	..	..	..	..	4	439	..	..	6	599	6	599	1917-18
..	..	..	..	..	..	..	..	..	..	..	..	1	112	..	..	1	112	1	112	1918-19
..	..	..	..	..	..	..	..	..	..	..	..	..	..	..	..	..	..	..	..	1919-20
..	..	..	..	..	..	3	349	..	..	..	..	..	..	..	..	3	349	3	349	1920-21
HANGARAKOTTA—																				
..	..	..	..	..	..	..	..	..	..	..	..	..	..	..	..	..	..	..	..	1916-17
..	..	..	..	..	..	..	..	..	..	..	..	..	..	..	..	..	..	..	..	1917-18
..	..	..	..	..	..	..	..	..	..	..	..	..	..	..	..	..	..	..	..	1918-19
..	..	..	..	..	..	..	..	..	..	..	..	..	..	..	..	..	..	..	..	1919-20
..	..	..	..	..	..	..	..	..	..	..	..	1	119	..	..	1	119	1	119	1920-21
COONDAPOOR—																				
..	..	..	..	..	..	..	..	..	..	..	..	..	..	..	..	..	..	..	..	1916-17
..	..	..	..	..	..	..	..	..	..	..	..	1	106	..	..	1	106	1	106	1917-18
..	..	..	..	..	..	..	..	..	..	..	..	..	..	..	..	..	..	..	..	1918-19
..	..	..	..	..	..	..	..	..	..	..	..	..	..	..	..	..	..	..	..	1919-20
..	..	..	..	..	..	..	..	..	..	..	..	1	113	..	..	1	113	1	113	1920-21

SHIPPING AT EACH PORT

No. 6—continued

NUMBER and TONNAGE of STEAM and SAILING VESSELS, including their REPEATED VOYAGES and INDIA, in each Official Year

PORT AT WHICH ENTERED	ENTERED WITH CARGOES																					
	BRITISH				BRITISH INDIAN				FOREIGN				NATIVE CRAFT		TOTAL							
	STEAM		SAILING		STEAM		SAILING		STEAM		SAILING		SAILING		STEAM		SAILING		STEAM AND SAILING			
vs.	tons	vs.	tons	vs.	tons	vs.	tons	vs.	tons	vs.	tons	vs.	tons	vs.	tons	vs.	tons	vs.	tons	vs.	tons	
MADRAS—continued																						
CANNANORE—																						
1916-17	..	..	..	..	..	..	..	..	..	..	..	1	96	..	..	1	96	1	96	..	..	
1917-18	..	..	..	..	..	..	..	..	..	..	..	..	..	..	..	..	..	..	..	..	..	
1918-19	..	..	..	..	..	..	..	..	..	..	..	..	..	..	..	..	..	..	..	..	..	
1919-20	..	..	..	..	..	..	..	..	..	..	..	1	105	..	..	1	105	1	105	..	..	
1920-21	..	..	..	..	..	..	..	..	..	..	..	4	533	..	..	4	533	4	533	..	..	
TELLICHERRY																						
1916-17	..	..	..	..	..	..	..	..	..	..	..	1	62	..	..	1	62	1	62	..	..	
1917-18	..	..	..	..	..	..	..	..	..	..	..	..	..	..	..	..	..	..	..	..	..	
1918-19	..	..	..	..	..	..	..	..	..	..	..	2	385	..	..	2	385	2	385	..	..	
1919-20	..	..	..	..	..	..	..	..	..	..	..	..	..	..	..	..	..	..	..	..	..	
1920-21	2	4,718	..	..	..	..	..	..	..	..	..	..	..	2	4,718	..	..	2	4,718	..	..	
KASARAGOD—																						
1916-17	..	..	..	..	..	..	..	..	..	..	..	..	..	..	..	..	..	..	..	..	..	
1917-18	..	..	..	..	..	..	..	..	..	..	..	..	..	..	..	..	..	..	..	..	..	
1918-19	..	..	..	..	..	..	..	..	..	..	..	..	..	..	..	..	..	..	..	..	..	
1919-20	..	..	..	..	..	..	..	..	..	..	..	..	..	..	..	..	..	..	..	..	..	
1920-21	..	..	..	..	..	..	..	..	..	..	..	..	..	..	..	..	..	..	..	..	..	
CALICUT—																						
1916-17	7	22,539	..	..	..	..	..	..	..	..	..	10	1,370	7	22,539	10	1,370	17	23,909	..	..	
1917-18	3	6,693	..	..	..	1	179	..	..	..	..	3	338	3	6,693	4	517	7	7,210	..	..	
1918-19	1	2,068	..	..	..	2	240	..	..	..	..	8	1,258	1	2,068	10	1,504	11	3,572	..	..	
1919-20	6	16,966	1	70	..	7	1,043	..	..	..	..	8	1,255	6	16,966	16	2,368	22	19,334	..	..	
1920-21	4	13,193	..	..	..	1	179	..	..	..	..	12	1,623	4	13,193	13	1,802	17	14,995	..	..	
PONANI—																						
1916-17	..	..	..	..	..	..	..	..	..	..	..	..	..	..	..	..	..	..	..	..	..	
1917-18	..	..	..	..	..	..	..	..	..	..	..	..	..	..	..	..	..	..	..	..	..	
1918-19	..	..	..	..	..	..	..	..	..	..	..	..	..	..	..	..	..	..	..	..	..	
1919-20	..	..	..	..	..	..	..	..	..	..	..	..	..	..	..	..	..	..	..	..	..	
1920-21	..	..	..	..	..	..	..	..	..	..	..	..	..	..	..	..	..	..	..	..	..	
COCHIN—																						
1916-17	18	40,140	..	..	..	..	3	8,025	1	79	8	508	16	43,165	9	585	25	48,750	..	..	..	
1917-18	3	7,131	..	..	..	36	4,118	..	..	..	18	1,066	3	7,131	54	5,764	57	12,915	..	..	..	
1918-19	..	..	..	..	..	18	1,403	..	..	..	6	535	..	..	19	1,038	19	1,038	..	..	..	
1919-20	5	16,038	1	76	..	3	184	1	2,342	..	..	6	323	6	18,380	10	583	16	18,963	..	..	
1920-21	18	31,274	..	..	..	3	400	1	3,700	..	..	10	1,050	14	34,974	13	1,450	27	36,424	..	..	
DHANUSHERKODI—																						
1916-17	600	131,316	..	..	..	..	..	..	..	..	..	..	500	131,316	..	..	500	131,316	..	..	..	
1917-18	675	177,250	..	..	..	..	..	..	..	..	..	1	19	675	177,250	1	19	676	177,269	..	..	
1918-19	515	135,144	..	..	..	..	..	..	..	..	..	1	19	515	135,144	1	19	516	135,163	..	..	
1919-20	380	99,660	..	..	..	..	..	..	..	..	..	..	380	99,660	..	..	380	99,660	..	..	..	
1920-21	355	93,218	..	..	..	..	..	..	..	..	..	..	355	93,218	..	..	355	93,218	..	..	..	
TOTAL OF SUBORDINATE PORTS—																						
1916-17	685	603,166	60	3,485	..	..	120	11,351	3	8,025	1	79	206	12,403	388	511,785	387	27,318	1,075	538,503	..	..
1917-18	612	368,470	33	1,898	..	..	183	19,196	1	3,834	..	..	235	13,366	813	372,304	451	34,460	1,264	406,764	..	..
1918-19	628	327,511	48	2,669	..	..	125	12,154	..	..	..	..	196	11,146	628	327,511	369	25,969	997	353,480	..	..
1919-20	500	351,472	30	1,376	..	..	121	12,524	5	11,821	..	..	148	9,142	505	363,293	299	23,042	804	386,335	..	..
1920-21	490	379,418	33	1,904	..	..	114	11,573	4	14,813	..	..	142	10,763	494	394,231	289	24,245	783	418,476	..	..
TOTAL OF ALL PORTS IN MADRAS—																						
1916-17	801	880,660	60	3,485	1	2,901	120	11,351	24	52,665	1	79	216	13,424	626	936,186	397	28,339	1,223	964,525	..	..
1917-18	918	725,348	33	1,898	..	..	183	19,196	7	15,605	..	..	240	13,696	925	740,953	456	34,790	1,381	775,743	..	..
1918-19	713	594,306	55	4,543	..	..	131	12,913	6	10,647	..	..	205	11,740	719	604,953	391	29,196	1,110	634,149	..	..
1919-20	665	896,486	30	1,376	1	2,546	121	12,524	23	44,508	..	..	158	9,904	689	945,540	309	23,804	998	967,344	..	..
1920-21	670	1,005,366	33	1,904	1	1,912	114	11,573	48	157,243	..	..	149	11,250	719	1,164,521	296	24,727	1,015	1,189,248	..	..



MADRAS  
SHIPPING AT EACH PORT

distinguishing their NATIONALITY, that ENTERED and CLEARED with CARGOES at each PORT in BRITISH  
1916-17 to 1920-21—continued

CLEARED WITH CARGOES																	PORT FROM WHICH CLEARED		
BRITISH		BRITISH INDIAN				FOREIGN				NATIVE CRAFT		TOTAL							
STEAM	SAILING	STEAM		SAILING		STEAM		SAILING		SAILING		STEAM		SAILING		STEAM AND SAILING			
tons	vr.	tons	vr.	tons	vr.	tons	vr.	tons	vr.	tons	vr.	tons	vr.	tons	vr.	tons	vr.		
MADRAS—continued																			
CANNANORE—																			
..	..	..	..	..	..	..	..	..	..	..	..	..	..	..	..	..	..	1916-17	
..	..	..	..	..	..	..	..	..	..	..	..	..	..	..	..	..	..	1917-18	
..	..	..	..	..	..	..	..	..	..	..	..	..	..	..	..	..	..	1918-19	
..	..	..	..	..	..	..	..	..	..	1	89	..	..	1	89	1	89	1919-20	
..	..	..	..	..	..	..	..	..	..	1	95	..	..	1	95	1	95	1920-21	
TAMILNADU—																			
35,881	..	..	..	..	..	..	..	..	..	..	..	13	35,881	..	..	13	35,881	1916-17	
..	..	..	..	..	1	134	..	..	..	..	..	..	..	1	134	1	134	1917-18	
2,903	..	..	..	..	1	84	..	..	..	1	89	1	2,903	2	173	3	2,076	1918-19	
..	..	..	..	..	..	..	..	..	..	1	58	..	..	1	58	1	58	1919-20	
6,279	..	..	..	..	..	..	..	..	..	..	..	2	6,279	..	..	2	6,279	1920-21	
KARAKOOND—																			
..	..	..	..	..	..	..	..	..	..	..	..	..	..	..	..	..	..	1916-17	
..	..	..	..	..	..	..	..	..	..	..	..	..	..	..	..	..	..	1917-18	
..	..	..	..	..	..	..	..	..	..	..	..	..	..	..	..	..	..	1918-19	
..	..	..	..	..	..	..	..	..	..	..	..	..	..	..	..	..	..	1919-20	
..	..	..	..	..	1	61	..	..	..	..	..	..	..	1	61	1	61	1920-21	
CALICUT—																			
21,608	..	..	..	..	11	1,525	..	..	..	91	12,755	8	21,608	102	14,320	110	35,558	1916-17	
9,497	..	..	..	..	18	2,111	..	..	..	27	3,070	4	9,497	45	5,161	49	14,678	1917-18	
2,219	..	..	..	..	14	1,568	..	..	..	123	22,604	1	2,219	137	24,223	138	26,451	1918-19	
29,838	..	..	..	..	30	3,872	1	1,451	..	114	18,059	12	31,289	144	21,931	156	53,220	1919-20	
39,343	..	..	..	..	22	2,956	..	..	..	63	13,325	14	39,343	110	16,231	124	55,574	1920-21	
PONDICHERRY—																			
..	..	..	..	..	8	503	..	..	..	..	..	..	..	2	503	3	503	1916-17	
..	..	..	..	..	7	675	..	..	..	7	508	..	..	14	1,183	14	1,183	1917-18	
..	..	..	..	..	7	577	..	..	..	12	888	..	..	19	1,461	19	1,461	1918-19	
..	..	..	..	..	4	501	..	..	..	3	219	..	..	7	720	7	720	1919-20	
..	..	..	..	..	13	1,289	..	..	..	1	163	..	..	14	1,552	14	1,552	1920-21	
COCHIN—																			
23,423	..	..	..	..	1	58	1	2,933	1	79	6	345	11	31,356	8	482	19	31,838	1916-17
27,778	..	..	..	..	6	596	1	2,374	..	10	543	9	30,632	16	1,139	25	31,791	1917-18	
15,155	..	..	..	..	3	350	1	4,478	..	16	1,494	6	16,633	21	1,844	27	21,477	1918-19	
33,816	1	70	..	..	5	432	2	5,712	..	9	566	13	39,523	15	1,020	23	40,543	1919-20	
36,269	2	82	..	..	6	326	1	3,509	..	7	864	12	39,773	15	1,772	27	41,545	1920-21	
DHANUSKODI—																			
172,842	..	..	..	..	..	..	..	..	..	..	..	558	172,842	..	..	558	172,842	1916-17	
176,188	..	..	..	..	..	..	..	..	..	..	..	671	176,188	..	..	671	176,188	1917-18	
139,610	..	..	..	..	..	..	..	..	..	..	..	532	139,610	..	..	532	139,610	1918-19	
100,184	..	..	..	..	..	..	..	..	..	..	..	382	100,184	..	..	382	100,184	1919-20	
93,218	..	..	..	..	..	..	..	..	..	..	..	355	93,218	..	..	355	93,218	1920-21	
TOTAL OF SUBORDINATE PORTS —																			
725,661	127	3,636	..	..	261	26,880	21	53,667	1	79	636	46,416	913	784,323	1,045	82,020	1,068	866,343	1916-17
557,935	92	5,162	..	..	264	27,369	13	37,660	..	..	464	27,821	930	595,595	820	60,352	1,750	655,947	1917-18
472,139	78	5,299	..	..	200	20,251	6	14,096	..	..	422	39,013	704	486,235	700	64,563	1,404	550,798	1918-19
600,406	22	1,405	..	..	166	17,405	16	37,891	..	..	313	32,643	603	638,357	501	51,455	1,104	689,812	1919-20
663,105	31	2,457	..	..	166	16,032	12	38,846	..	..	239	25,015	682	707,941	426	43,504	1,015	750,545	1920-21
TOTAL OF ALL PORTS IN MADRAS—																			
967,379	127	3,636	2	5,922	281	26,880	31	80,771	1	79	657	49,059	1,019	1,074,072	1,066	84,663	2,074	1,158,735	1916-17
764,204	92	5,162	1	2,931	264	27,369	24	62,663	..	..	467	28,244	1,006	831,796	823	80,775	1,829	912,573	1917-18
636,332	80	5,357	..	..	204	20,746	17	51,535	..	..	432	40,632	781	736,567	716	67,433	1,497	804,002	1918-19
801,333	23	1,405	2	4,207	166	17,405	35	91,232	..	..	332	34,891	716	967,272	520	58,501	1,236	1,040,773	1919-20
994,597	31	2,457	..	..	166	16,032	41	133,573	..	..	241	26,242	711	1,129,173	433	44,731	1,149	1,172,904	1920-21

BURMA

( 844 )

SHIPPING AT EACH PORT

No. 6—concluded

NUMBER and TONNAGE of STEAM and SAILING VESSELS, including their REPEATED VOYAGES INDIA, in each Official Year

PORT AT WHICH ENTERED	ENTERED WITH CARGOES																			
	BRITISH				BRITISH INDIAN				FOREIGN				NATIVE CRAFT		TOTAL					
	STEAM		SAILING		STEAM		SAILING		STEAM		SAILING		SAILING		STEAM		SAILING		STEAM & SAILING	
	vs.	tons	vs.	tons	vs.	tons	vs.	tons	vs.	tons	vs.	tons	vs.	tons	vs.	tons	vs.	tons	vs.	tons
<b>BURMA—</b>																				
<b>BANGOON (CHINESE PORT)—</b>																				
1916-17	112	818,737	..	..	14	39,879	..	..	71	140,132	..	..	..	..	197	498,748	..	..	197	498,
1917-18	78	206,218	2	3,032	12	32,157	1	238	79	149,312	1	1,881	1	78	164	387,087	5	5,279	169	392,
1918-19	90	204,754	1	187	..	..	1	238	111	197,946	..	..	21	1,988	201	402,700	23	2,463	224	405,
1919-20	140	356,198	23	3,361	13	34,799	23	4,872	42	108,235	..	..	9	1,206	201	499,277	55	9,439	254	508,
1920-21	179	548,399	..	..	16	44,540	5	1,061	65	161,198	..	..	..	..	260	754,137	6	1,061	266	755,
<b>AKYAB—</b>																				
1916-17	..	..	..	..	..	..	..	..	..	..	..	..	2	209	..	..	..	2	209	2
1917-18	..	..	..	..	..	..	3	762	..	..	..	..	..	..	..	..	..	3	762	3
1918-19	..	..	..	..	..	..	1	178	..	..	..	..	1	62	..	..	..	2	240	2
1919-20	2	1,882	..	..	..	..	9	1,841	..	..	..	..	3	220	2	1,832	12	2,061	14	..
1920-21	..	..	..	..	..	..	6	1,420	..	..	..	..	4	500	..	..	10	1,920	10	1,
<b>BASSERIN—</b>																				
1916-17	..	..	..	..	..	..	..	..	..	..	..	..	..	..	..	..	..	..	..	..
1917-18	..	..	..	..	..	..	..	..	..	..	..	..	..	..	..	..	..	..	..	..
1918-19	..	..	..	..	..	..	..	..	..	..	..	..	..	..	..	..	..	..	..	..
1919-20	3	9,131	..	..	..	..	..	..	1	2,582	..	..	1	72	4	11,713	1	72	5	11,
1920-21	..	..	..	..	..	..	..	..	..	..	..	..	..	..	..	..	..	..	..	..
<b>MERGUI—</b>																				
1916-17	3	1,014	..	..	..	..	..	..	..	2	202	8	548	3	1,014	10	750	13	1,	
1917-18	..	..	..	..	..	..	..	..	..	..	..	24	2,339	..	..	24	2,339	24	2,	
1918-19	..	..	..	..	..	..	..	1	329	..	..	24	2,075	1	329	24	2,075	25	2,	
1919-20	..	..	..	..	..	..	..	..	..	..	..	15	1,213	..	..	15	1,213	15	1,	
1920-21	..	..	..	..	..	..	..	..	..	..	..	9	661	..	..	9	661	9	..	
<b>MOULMEIN—</b>																				
1916-17	22	7,656	..	..	..	..	..	..	..	..	..	..	..	22	7,656	..	..	22	7,	
1917-18	6	1,958	..	..	..	..	..	1	376	..	..	5	426	7	2,334	5	426	12	2,	
1918-19	10	3,397	..	..	..	..	..	4	3,006	..	..	31	2,862	14	6,403	31	1,862	45	8,	
1919-20	..	..	..	..	..	..	2	414	..	..	..	10	484	..	..	12	898	12	..	
1920-21	..	..	..	..	..	..	..	1	1,634	..	..	1	65	1	1,634	1	65	2	1,	
<b>TAVOY—</b>																				
1916-17	2	718	..	..	..	..	..	..	..	..	..	6	487	2	718	6	487	8	1,	
1917-18	1	340	..	..	..	..	..	..	..	..	..	8	423	1	340	8	423	9	..	
1918-19	..	..	..	..	..	..	..	..	..	..	..	8	565	..	..	8	565	8	..	
1919-20	..	..	..	..	..	..	..	..	..	..	..	8	466	..	..	8	466	8	..	
1920-21	..	..	..	..	..	..	..	..	..	..	..	2	163	..	..	2	163	2	..	
<b>VICTORIA POINT—</b>																				
1916-17	18	6,120	..	..	..	..	..	..	..	..	..	1	10	18	6,120	1	10	19	6,	
1917-18	19	7,347	..	..	..	..	..	..	..	..	..	1	45	19	7,347	1	45	20	7,	
1918-19	21	8,505	..	..	..	..	..	..	..	..	..	1	45	21	8,505	1	45	22	8,	
1919-20	19	7,695	..	..	..	..	..	..	..	..	..	..	19	7,695	..	..	19	7,		
1920-21	16	6,453	..	..	1	258	..	..	..	..	..	1	10	17	6,711	1	10	18	6,	
<b>TOTAL OF SUBORDINATE PORTS—</b>																				
1916-17	45	15,508	..	..	..	..	..	..	..	2	202	17	1,254	45	15,508	19	1,456	64	16,9	
1917-18	26	9,645	..	..	..	..	3	762	1	376	..	..	38	3,293	27	10,021	41	4,055	68	14,0
1918-19	31	11,002	..	..	..	..	1	178	5	3,335	..	..	65	4,609	36	15,237	66	4,787	102	20,0
1919-20	34	18,658	..	..	..	..	11	2,265	1	2,582	..	..	37	2,455	25	21,240	48	4,710	73	25,9
1920-21	16	6,453	..	..	1	258	6	1,420	1	1,634	..	..	17	1,399	18	8,345	23	2,919	41	11,1
<b>TOTAL OF ALL PORTS IN BURMA—</b>																				
1916-17	157	334,245	..	..	14	39,879	..	..	71	140,132	2	202	17	1,254	242	514,256	19	1,456	261	515,7
1917-18	99	215,863	2	3,032	12	32,157	4	1,050	80	149,688	1	1,881	39	3,371	192	397,708	46	9,334	237	407,0
1918-19	121	216,656	1	187	..	..	2	466	116	201,281	..	..	86	6,597	237	417,937	89	7,250	326	425,11
1919-20	170	374,861	23	3,361	13	34,799	34	7,127	43	110,867	..	..	46	3,661	226	520,517	103	14,149	329	534,6
1920-21	195	554,852	..	..	17	44,796	12	2,481	66	162,832	..	..	17	1,399	278	762,482	29	3,880	307	764,3

SHIPPING AT EACH PORT

distinguishing their NATIONALITY, that ENTERED and CLEARED with CARGOES at each PORT in BRITISH from 1916-17 to 1920-21—concluded

CLEARED WITH CARGOES																	PORT FROM WHICH CLEARED			
BRITISH			BRITISH INDIAN				FOREIGN				NATIVE CRAFT		TOTAL							
SRAM	SAILING		STREAM		SAILING		STREAM		SAILING		SAILING		STREAM		SAILING			STREAM AND SAILING		
vr.	tons	vr.	tons	vr.	tons	vr.	tons	vr.	tons	vr.	tons	vr.	tons	vr.	tons	vr.	tons	vr.	tons	
																	BURMA—			
																	RANGOON (Chief Port)			
188	531,658	2	3,190	8	19,102	..	..	160	267,845	..	..	..	..	356	818,695	2	3,190	358	821,885	1916-17
191	396,391	3	4,917	5	10,657	1	141,243	398,270	5	8,027	11	1,075	379	805,318	20	14,180	399	819,478	1917-18	
191	441,180	..	..	1	1,999	1	189,801	538,624	2	4,308	32	8,150	483	1,001,808	35	7,732	518	1,009,540	1918-19	
207	519,491	..	..	3	9,163	34	5,162	65	130,880	..	..	13	1,598	275	659,534	47	6,755	322	666,289	1919-20
239	691,076	..	..	7	19,585	16	2,692	71	154,167	..	..	2	92	307	864,828	18	2,784	325	867,612	1920-21
																	AYYAR—			
1	2,086	..	..	..	..	70	11,509	..	..	..	..	114	10,130	1	2,086	124	21,699	135	23,785	1916-17
..	..	..	..	..	..	30	4,803	..	..	..	..	85	7,901	..	..	115	12,704	115	12,704	1917-18
8	15,903	..	..	..	..	21	3,710	3	7,286	..	..	193	22,557	11	23,189	214	26,267	225	49,456	1918-19
6	6,896	..	..	..	..	24	5,343	..	..	..	..	114	14,622	4	6,896	138	19,865	142	26,761	1919-20
10	26,810	..	..	..	..	146	23,791	1	7,024	..	..	10	1,500	11	27,834	156	25,390	167	53,224	1920-21
																	BASSER—			
18	47,136	..	..	..	..	..	..	4	12,364	..	..	..	..	22	59,500	..	..	22	59,500	1916-17
21	81,285	..	..	..	..	..	..	6	15,784	..	..	..	..	36	97,069	..	..	36	97,069	1917-18
33	94,274	..	..	1	2,061	..	..	2	5,365	..	..	..	..	36	102,620	..	..	36	102,620	1918-19
8	22,102	..	..	..	..	..	..	2	5,198	..	..	..	..	10	27,300	..	..	10	27,300	1919-20
34	63,977	..	..	..	..	..	..	2	7,221	..	..	..	..	36	70,898	..	..	36	70,898	1920-21
																	MERGUI—			
7	2,526	..	..	..	..	..	..	..	..	3	262	13	1,003	7	2,526	16	1,265	23	3,791	1916-17
3	938	..	..	..	..	..	..	..	..	..	..	16	1,554	8	938	16	1,554	19	2,492	1917-18
1	405	..	..	..	..	..	..	..	..	1	91	32	2,044	1	405	33	2,135	34	2,540	1918-19
..	..	..	..	..	..	..	..	..	..	..	..	55	2,327	..	..	55	2,327	55	2,327	1919-20
..	..	..	..	..	..	..	..	..	..	..	..	13	703	..	..	13	703	13	703	1920-21
																	MOULMEIN—			
25	8,845	..	..	..	..	1	153	17	11,419	..	..	..	..	42	20,264	1	153	43	20,417	1916-17
14	6,111	..	..	..	..	..	..	35	22,038	..	..	22	2,022	49	28,149	23	2,022	71	30,171	1917-18
19	5,422	..	..	1	189	..	..	46	29,275	..	..	17	1,171	66	34,886	17	1,171	83	36,057	1918-19
6	7,321	..	..	..	..	1	223	2	2,785	..	..	7	387	8	10,109	8	608	16	10,712	1919-20
21	21,786	..	..	..	..	3	619	2	3,629	..	..	5	269	23	25,415	8	867	31	26,302	1920-21
																	TAVOY—			
1	378	..	..	1	1,730	..	..	..	..	..	..	15	621	2	2,108	15	621	17	2,929	1916-17
1	340	..	..	1	1,730	..	..	..	..	..	..	28	1,510	2	2,070	28	1,510	30	3,580	1917-18
1	405	..	..	..	..	..	..	..	..	..	..	11	665	1	405	11	665	12	1,070	1918-19
..	..	..	..	..	..	..	..	..	..	..	..	11	530	..	..	11	530	11	630	1919-20
..	..	..	..	1	251	..	..	..	..	..	..	2	18	1	251	2	18	3	269	1920-21
																	VICTORIA POINT—			
19	6,460	..	..	..	..	..	..	..	..	..	..	6	54	19	6,460	6	54	25	6,514	1916-17
20	7,752	..	..	..	..	..	..	..	..	..	..	17	228	20	7,752	17	228	37	7,978	1917-18
20	8,100	..	..	..	..	..	..	..	..	..	..	4	117	20	8,100	4	117	24	8,217	1918-19
18	7,299	..	..	..	..	..	..	..	..	..	..	7	278	18	7,299	7	278	25	7,568	1919-20
17	6,858	..	..	2	516	..	..	..	..	..	..	1	10	19	7,374	1	10	20	7,384	1920-21
																	TOTAL OF SUBORDINATE PORTS—			
71	67,481	..	..	1	1,780	71	11,722	21	23,738	3	262	148	12,036	93	92,944	232	23,992	318	116,936	1916-17
16	96,426	..	..	1	1,730	30	4,803	41	37,822	..	..	168	13,213	110	135,978	108	18,016	308	153,994	1917-18
72	124,509	..	..	3	3,150	21	3,710	51	41,946	1	91	257	26,554	135	169,605	279	30,355	414	199,960	1918-19
16	43,609	..	..	..	..	25	5,596	4	7,966	..	..	194	18,037	40	51,595	219	23,600	259	75,198	1919-20
72	119,181	..	..	3	767	149	24,410	5	11,874	..	..	31	2,598	90	131,772	180	27,008	270	154,780	1920-21
																	TOTAL OF ALL PORTS IN BURMA—			
19	599,089	2	3,190	9	20,922	71	11,722	181	291,628	3	262	148	12,009	449	911,639	224	27,182	678	988,821	1916-17
16	492,517	3	4,917	6	12,387	31	4,944	284	438,092	5	8,027	179	14,236	439	941,296	218	32,178	707	973,472	1917-18
72	365,689	..	..	3	5,149	22	3,899	252	600,570	3	4,484	289	29,704	618	1,171,408	314	78,087	932	1,250,495	1918-19
16	568,100	..	..	3	9,163	59	10,728	69	133,566	..	..	207	19,630	315	711,129	256	70,372	581	741,497	1919-20
72	310,207	..	..	10	20,352	165	27,102	76	166,041	..	..	33	2,690	397	996,907	198	29,792	596	1,026,702	1920-21



SHIPPING AT EACH PORT

distinguishing their NATIONALITY, that ENTERED and CLEARED in BALLAST at each PORT in BRITISH from 1916-17 to 1920-21

CLEARED IN BALLAST																PORT FROM WHICH CLEARED	
BRITISH		BRITISH INDIAN				FOREIGN				NATIVE CRAFT		TOTAL					
STEAM		SAILING		STEAM		SAILING		STEAM		SAILING		STEAM		SAILING			STEAM AND SAILING
vr.	tons	vr.	tons	vr.	tons	vr.	tons	vr.	tons	vr.	tons	vr.	tons	vr.	tons	vr.	tons
<b>BENGAL—</b>																	
<b>CALCUTTA (CHIEF PORT)—</b>																	
18	43,074	..	..	..	..	8	27,195	..	..	..	..	21	70,260	..	..	21	70,260
11	38,884	..	..	..	..	8	25,745	..	..	..	..	19	64,629	..	..	19	64,629
10	36,711	..	..	..	..	6	16,392	..	..	..	..	16	53,103	..	..	16	53,103
20	62,649	..	..	..	..	6	14,457	..	..	1	119	26	77,106	1	119	27	77,225
28	87,587	..	..	..	..	5	18,016	..	..	..	..	33	105,603	..	..	33	105,603
<b>CHITTAGONG—</b>																	
..	..	..	..	..	..	..	..	..	..	..	..	..	..	..	..	..	..
..	..	..	..	..	..	2	4,653	..	..	..	..	2	4,653	..	..	2	4,653
..	..	..	..	..	..	..	..	..	..	..	..	..	..	..	..	..	..
..	..	..	..	..	..	..	..	..	..	..	..	..	..	..	..	..	..
..	..	..	..	..	..	..	..	..	..	..	..	..	..	..	..	..	..
<b>TOTAL OF ALL PORTS IN BENGAL—</b>																	
18	43,074	..	..	..	..	8	27,195	..	..	..	..	21	70,260	..	..	21	70,260
11	38,884	..	..	..	..	10	30,398	..	..	..	..	21	60,232	..	..	21	60,232
10	36,711	..	..	..	..	6	16,392	..	..	..	..	16	53,103	..	..	16	53,103
20	62,649	..	..	..	..	6	14,457	..	..	1	119	26	77,106	1	119	27	77,225
28	87,587	..	..	..	..	5	18,016	..	..	..	..	33	105,603	..	..	33	105,603
<b>BOMBAY—</b>																	
<b>BOMBAY (CHIEF PORT)—</b>																	
9	23,010	..	..	..	..	54	15,512	1	815	..	..	63	44,423	1	615	64	45,037
4	13,221	..	..	..	..	8	15,651	..	..	1	26	12	23,873	1	26	13	23,898
14	27,093	..	..	..	..	17	38,353	..	..	3	490	31	66,351	3	490	34	66,841
50	363,730	1	122	..	..	11	14,000	..	..	6	716	61	177,780	7	838	68	178,618
37	115,000	..	..	..	..	14	20,636	..	..	10	1,096	51	15,5638	10	1,096	61	136,722
<b>BARRIN—</b>																	
..	..	..	..	..	..	..	..	..	..	..	..	..	..	..	..	..	..
..	..	..	..	..	..	..	..	..	..	..	..	..	..	..	..	..	..
..	..	..	..	..	..	..	..	..	..	..	..	..	..	..	..	..	..
..	..	..	..	..	..	..	..	..	..	..	..	..	..	..	..	..	..
..	..	..	..	..	..	..	..	..	..	..	..	..	..	..	..	..	..
<b>BROACH—</b>																	
..	..	..	..	..	..	..	..	..	..	..	..	..	..	..	..	..	..
..	..	..	..	..	..	..	..	..	..	2	149	..	..	2	149	2	149
..	..	..	..	..	..	..	..	..	..	..	..	..	..	..	..	..	..
..	..	..	..	..	..	..	..	..	..	..	..	..	..	..	..	..	..
..	..	..	..	..	..	..	..	..	..	..	..	..	..	..	..	..	..
..	..	..	..	..	..	..	..	..	..	..	..	..	..	..	..	..	..
<b>KARAWA—</b>																	
..	..	..	..	..	..	..	..	..	..	..	..	..	..	..	..	..	..
..	..	..	..	..	..	..	..	..	..	..	..	..	..	..	..	..	..
..	..	..	..	..	..	..	..	..	..	..	..	..	..	..	..	..	..
..	..	..	..	..	..	..	..	..	..	..	..	..	..	..	..	..	..
..	..	..	..	..	..	..	..	..	..	..	..	..	..	..	..	..	..

BOMBAY-SIND-MADRAS  
SHIPPING AT EACH PORT

( 848 )

No. 7—continued

NUMBER and TONNAGE of STEAM and SAILING VESSELS, including their REPEATED VOYAGES and INDIA, in each Official Year

PORT AT WHICH ENTERED	ENTERED IN BALLAST																				
	BRITISH				BRITISH INDIAN				FOREIGN				NATIVE CRAFT		TOTAL						
	STEAM		SAILING		STEAM		SAILING		STEAM		SAILING		SAILING		STEAM		SAILING		STEAM AND SAILING		
	VE.	TONS	VE.	TONS	VE.	TONS	VE.	TONS	VE.	TONS	VE.	TONS	VE.	TONS	VE.	TONS	VE.	TONS	VE.	TONS	
<b>BOMBAY—continued</b>																					
<b>TOTAL OF SUBORDINATE PORTS—</b>																					
1916-17	..	..	..	..	..	..	..	..	..	..	..	..	..	..	..	..	..	..	..	..	
1917-18	..	..	..	..	..	..	..	..	..	..	..	3	407	..	..	3	467	3	467	..	
1918-19	..	..	..	..	..	..	..	..	..	..	..	..	..	..	..	..	..	..	..	..	
1919-20	..	..	..	..	..	..	..	..	..	..	..	..	..	..	..	..	..	..	..	..	
1920-21	..	..	..	..	..	..	..	..	..	..	..	..	..	..	..	..	..	..	..	..	
<b>TOTAL OF ALL PORTS IN BOMBAY—</b>																					
1916-17	125	316,859	..	..	..	..	..	75	55,892	..	..	..	..	200	372,751	..	..	200	372,751	..	
1917-18	37	98,266	..	..	..	..	..	24	49,533	..	..	17	2,186	61	147,799	17	2,186	78	149,985	..	
1918-19	15	46,072	..	..	..	..	..	18	39,316	..	..	20	3,715	33	85,388	20	3,715	53	89,103	..	
1919-20	87	213,607	..	..	..	..	..	26	58,045	..	..	1	441	113	271,652	1	441	114	272,093	..	
1920-21	77	159,802	..	..	..	..	..	16	30,147	..	..	1	125	93	198,949	1	125	94	199,074	..	
<b>IND—</b>																					
<b>KARACHI (CHIEF PORT)—</b>																					
1916-17	140	336,939	..	..	..	..	..	19	50,273	..	..	10	8,830	159	387,212	110	8,830	209	396,042	..	
1917-18	203	507,224	..	..	..	..	..	100	250,082	..	..	780	53,831	303	763,906	730	53,831	1,033	817,737	..	
1918-19	107	239,995	..	..	..	..	..	52	119,293	..	..	331	32,191	159	359,288	331	32,191	490	391,479	..	
1919-20	55	120,529	..	..	..	..	..	3	5,853	..	..	33	3,019	58	136,382	33	3,019	141	144,401	..	
1920-21	99	216,408	..	..	5	18,082	..	..	5	14,498	..	..	87	8,236	109	243,958	87	8,236	196	252,224	..
<b>MADRAS—</b>																					
<b>FORT SAINT GEORGE (CHIEF PORT)—</b>																					
1916-17	10	24,525	..	..	..	..	..	1	2,167	..	..	9	1,250	11	26,692	9	1,250	20	27,942	..	
1917-18	1	3,767	..	..	..	..	..	3	10,026	..	..	12	1,382	4	13,783	12	1,382	16	15,165	..	
1918-19	2	4,228	..	..	..	..	..	..	..	..	..	2	381	2	4,528	2	381	4	4,609	..	
1919-20	10	29,585	..	..	..	..	..	3	8,266	..	..	1	67	13	38,431	1	67	14	38,498	..	
1920-21	..	..	..	..	..	..	..	..	..	..	..	2	551	..	..	2	551	2	551	..	
<b>GOPALPUR—</b>																					
1916-17	..	..	..	..	..	..	..	..	..	..	..	..	..	..	..	..	..	..	..	..	
1917-18	..	..	..	..	..	..	..	..	..	..	..	..	..	..	..	..	..	..	..	..	
1918-19	1	2,931	..	..	..	..	..	..	..	..	..	..	..	1	2,931	..	..	1	2,931	..	
1919-20	..	..	..	..	..	..	..	..	..	..	..	..	..	..	..	..	..	..	..	..	
1920-21	..	..	..	..	..	..	..	..	..	..	..	..	..	..	..	..	..	..	..	..	
<b>VILGAPATAM—</b>																					
1916-17	3	5,809	..	..	..	..	..	..	..	..	..	..	..	3	5,809	..	..	3	5,809	..	
1917-18	1	3,490	..	..	..	..	..	..	..	..	..	..	..	1	3,490	..	..	1	3,490	..	
1918-19	1	2,176	..	..	..	..	2	166	..	..	..	..	..	1	2,176	2	166	2	2,342	..	
1919-20	..	..	..	..	..	..	..	1	135	..	..	..	..	..	..	1	135	1	135	..	
1920-21	2	7,858	..	..	..	..	..	..	..	..	..	..	..	2	7,858	..	..	2	7,858	..	
<b>CALINGAPATAN—</b>																					
1916-17	..	..	..	..	..	..	..	..	..	..	..	..	..	..	..	..	..	..	..	..	
1917-18	..	..	..	..	..	..	..	..	..	..	..	..	..	..	..	..	..	..	..	..	
1918-19	..	..	..	..	..	..	..	..	..	..	..	..	..	..	..	..	..	..	..	..	
1919-20	1	3,381	..	..	..	..	..	..	..	..	..	..	..	1	3,381	..	..	1	3,381	..	
1920-21	..	..	..	..	..	..	..	..	..	..	..	..	..	..	..	..	..	..	..	..	
<b>HUMNAPATAN—</b>																					
1916-17	2	4,061	..	..	..	..	..	..	..	..	..	..	..	2	4,061	..	..	2	4,061	..	
1917-18	..	..	3	427	..	..	..	..	..	..	..	..	..	..	..	3	427	3	427	..	
1918-19	..	..	..	..	..	..	..	..	..	..	..	..	..	..	..	..	..	..	..	..	
1919-20	1	4,137	..	..	..	..	..	..	..	..	..	..	..	1	4,137	..	..	1	4,137	..	
1920-21	..	..	..	..	..	..	..	..	..	..	..	..	..	..	..	..	..	..	..	..	
<b>COGNADA—</b>																					
1916-17	..	..	8	1,045	..	..	18	1,967	..	..	..	11	749	..	..	37	3,761	37	3,761	..	
1917-18	..	..	6	720	..	..	29	3,669	..	..	..	11	938	..	..	46	5,325	46	5,325	..	
1918-19	..	..	1	187	..	..	17	1,898	..	..	..	25	2,011	..	..	43	4,096	43	4,096	..	
1919-20	2	5,539	..	..	..	..	7	1,179	1	1,862	..	10	1,006	3	7,401	17	2,185	20	9,586	..	
1920-21	..	..	..	..	..	..	8	1,060	..	..	..	18	2,741	..	..	26	3,801	26	3,801	..	



SHIPPING AT EACH PORT

No. 7—continued

NUMBER and TONNAGE of STEAM and SAILING VESSELS, including their REPEATED VOYAGES and INDIA, in each Official Year

PORT AT WHICH ENTERED	ENTERED IN BALLAST																			
	BRITISH				BRITISH INDIAN				FOREIGN				NATIVE CRAFT		TOTAL					
	STEAM		SAILING		STEAM		SAILING		STEAM		SAILING		SAILING		STEAM		SAILING		STEAM AND SAILING	
	VE.	TONS	VE.	TONS	VE.	TONS	VE.	TONS	VE.	TONS	VE.	TONS	VE.	TONS	VE.	TONS	VE.	TONS	VE.	TONS
<b>MADRAS—continued</b>																				
<b>MASULIPATAM—</b>																				
1916-17	..	..	3	332	..	..	18	2,667	..	..	..	..	100	7,048	..	..	121	10,047	121	10,047
1917-18	..	..	..	..	..	..	6	1,300	..	..	..	..	82	6,338	..	..	88	7,638	88	7,638
1918-19	..	..	..	..	..	..	3	558	..	..	..	..	62	5,420	..	..	65	5,976	65	5,976
1919-20	..	..	..	..	..	..	4	936	..	..	..	..	35	3,801	..	..	30	4,737	30	4,737
1920-21	..	..	..	..	..	..	3	512	..	..	..	..	25	2,274	..	..	28	2,786	28	2,786
<b>MIRAMPATNAM—</b>																				
1916-17	..	..	..	..	..	..	..	..	..	..	..	..	5	298	..	..	5	298	5	298
1917-18	..	..	..	..	..	..	2	368	..	..	..	..	..	..	..	..	2	368	2	368
1918-19	..	..	..	..	..	..	..	..	..	..	..	..	..	..	..	..	..	..	..	..
1919-20	..	..	..	..	..	..	..	..	..	..	..	..	..	..	..	..	..	..	..	..
1920-21	..	..	..	..	..	..	..	..	..	..	..	..	1	82	..	..	1	82	1	82
<b>KOTTAPATNAM—</b>																				
1916-17	..	..	..	..	..	..	..	..	..	..	..	..	15	958	..	..	15	958	15	958
1917-18	..	..	..	..	..	..	..	..	..	..	..	..	12	712	..	..	12	712	12	712
1918-19	..	..	..	..	..	..	..	..	..	..	..	..	1	91	..	..	1	91	1	91
1919-20	..	..	..	..	..	..	..	..	..	..	..	..	..	..	..	..	..	..	..	..
1920-21	..	..	..	..	..	..	..	..	..	..	..	..	2	318	..	..	2	318	2	318
<b>CUDDALORE—</b>																				
1916-17	1	2,089	1	61	..	..	..	..	..	..	..	..	1	31	1	2,089	2	92	3	2,181
1917-18	..	..	..	..	..	..	..	..	..	..	..	..	4	94	..	..	4	94	4	94
1918-19	..	..	..	..	..	..	..	..	..	..	..	..	5	277	..	..	5	277	5	277
1919-20	1	2,533	..	..	..	..	..	..	1	3,181	..	..	2	167	2	5,714	2	167	4	5,881
1920-21	1	2,068	..	..	..	..	..	..	..	..	..	..	..	1	2,068	..	..	1	2,068	
<b>PORTO NOVO—</b>																				
1916-17	1	2,280	5	334	..	..	..	..	..	..	..	..	12	648	1	2,289	17	982	18	3,271
1917-18	..	..	9	505	..	..	3	244	..	..	..	..	9	441	..	..	21	1,190	21	1,190
1918-19	..	..	1	60	..	..	1	84	..	..	..	..	3	204	..	..	5	357	5	357
1919-20	1	2,837	..	..	..	..	1	173	..	..	..	..	1	10	1	2,837	2	183	3	3,020
1920-21	1	3,748	1	74	..	..	..	..	..	..	..	..	2	20	1	3,748	3	94	4	3,842
<b>TINMALAVASAI—</b>																				
1916-17	..	..	3	322	..	..	3	320	..	..	..	..	2	74	..	..	8	616	8	616
1917-18	..	..	2	178	..	..	2	211	..	..	..	..	4	268	..	..	8	655	8	655
1918-19	..	..	1	25	..	..	..	..	..	..	..	..	1	70	..	..	2	95	2	95
1919-20	..	..	..	..	..	..	..	..	..	..	..	..	..	..	..	..	..	..	..	..
1920-21	..	..	..	..	..	..	1	37	..	..	..	..	..	..	..	..	1	37	1	37
<b>NAGORE—</b>																				
1916-17	..	..	..	..	..	..	..	..	..	..	..	..	..	..	..	..	..	..	..	..
1917-18	..	..	..	..	..	..	..	..	..	..	..	..	..	..	..	..	..	..	..	..
1918-19	..	..	..	..	..	..	..	..	..	..	..	..	..	..	..	..	..	..	..	..
1919-20	..	..	..	..	..	..	..	..	..	..	..	..	..	..	..	..	..	..	..	..
1920-21	..	..	..	..	..	..	..	..	..	..	..	..	..	..	..	..	..	..	..	..
<b>NEGAPATAM—</b>																				
1916-17	6	15,346	22	1,739	..	..	67	6,046	..	..	..	..	64	4,369	6	15,346	153	12,154	159	27,50
1917-18	2	5,959	17	923	..	..	34	3,297	..	..	..	..	43	2,227	2	5,959	94	6,447	96	12,40
1918-19	1	531	26	2,132	..	..	13	1,260	..	..	..	..	20	1,058	1	531	59	4,450	60	4,98
1919-20	1	3,051	6	397	..	..	2	348	..	..	..	..	11	318	1	3,051	19	1,053	20	4,10
1920-21	2	4,152	10	636	..	..	4	703	..	..	..	..	8	456	2	4,152	22	1,795	24	5,94



MADRAS  
SHIPPING AT EACH PORT

ignishing their NATIONALITY, that ENTERED and CLEARED in BALLAST at each PORT in BRITISH  
1916-17 to 1920-21—continued

CLEARED IN BALLAST																		PORT FROM WHICH CLEARED	
BRITISH		BRITISH INDIAN				FOREIGN				NATIVE CRAFT		TOTAL							
TAM	SAILING		STEAM		SAILING		STEAM		SAILING		SAILING		STEAM		SAILING		STEAM AND SAILING		
	tons	vr.	tons	vr.	tons	vr.	tons	vr.	tons	vr.	tons	vr.	tons	vr.	tons	vr.	tons	vr.	
																		MADRAS—continued	
																		MASULIPATAN—	
..	..	..	..	..	..	..	..	..	..	..	..	..	..	..	..	..	..	..	1916-17
..	..	..	..	..	..	..	..	..	..	..	..	..	..	..	..	..	..	..	1917-18
..	..	..	..	..	..	..	..	..	..	..	..	..	..	..	..	..	..	..	1918-19
..	..	..	..	..	..	..	..	..	..	..	..	..	..	..	..	..	..	..	1919-20
..	..	..	..	..	..	..	..	..	..	1	26	..	..	1	26	1	26	..	1920-21
																		NIJAMPATHAN—	
..	..	..	..	..	..	..	..	..	..	..	..	..	..	..	..	..	..	..	1916-17
..	..	..	..	..	..	..	..	..	..	..	..	..	..	..	..	..	..	..	1917-18
..	..	..	..	..	..	..	..	..	..	..	..	..	..	..	..	..	..	..	1918-19
..	..	..	..	..	..	..	..	..	..	..	..	..	..	..	..	..	..	..	1919-20
..	..	..	..	..	..	..	..	..	..	..	..	..	..	..	..	..	..	..	1920-21
																		KOTTAPATHAN—	
..	..	..	..	..	..	..	..	..	..	..	..	..	..	..	..	..	..	..	1916-17
..	..	..	..	..	..	..	..	..	..	..	..	..	..	..	..	..	..	..	1917-18
..	..	..	..	..	..	..	..	..	..	..	..	..	..	..	..	..	..	..	1918-19
..	..	..	..	..	..	..	..	..	..	..	..	..	..	..	..	..	..	..	1919-20
..	..	..	..	..	..	..	..	..	..	..	..	..	..	..	..	..	..	..	1920-21
																		CUDDALORE—	
..	..	..	..	..	1	295	..	..	..	..	..	..	..	..	1	295	1	295	1916-17
..	..	..	..	..	..	..	..	..	..	..	..	..	..	..	..	..	..	..	1917-18
830	..	..	..	..	..	..	..	..	..	..	..	1	830	..	..	1	830	..	1918-19
..	..	..	..	..	..	..	..	..	..	..	..	..	..	..	..	..	..	..	1919-20
..	3	114	..	..	..	..	..	..	..	9	369	..	..	12	483	12	483	..	1920-21
																		PORTO NOVO—	
..	..	..	..	..	..	..	..	..	..	1	54	..	..	1	54	1	54	..	1916-17
..	..	..	..	..	..	..	..	..	..	1	29	..	..	1	29	1	29	..	1917-18
..	..	..	..	..	..	..	..	..	..	1	97	..	..	1	97	1	97	..	1918-19
..	..	..	..	..	..	..	..	..	..	11	639	..	..	11	639	11	639	..	1919-20
..	1	125	..	..	..	..	..	..	..	1	90	..	..	2	125	2	125	..	1920-21
																		TRUMALAYANAM—	
..	..	..	..	..	..	..	..	..	..	1	90	..	..	1	90	1	90	..	1916-17
..	..	..	..	..	..	..	..	..	..	..	..	..	..	..	..	..	..	..	1917-18
..	..	..	..	..	..	..	..	..	..	..	..	..	..	..	..	..	..	..	1918-19
..	1	156	..	..	..	..	..	..	..	..	..	..	..	1	156	1	156	..	1919-20
..	..	..	..	..	..	..	..	..	..	..	..	..	..	..	..	..	..	..	1920-21
																		MAGOBE—	
..	..	..	..	..	..	..	..	..	..	..	..	..	..	..	..	..	..	..	1916-17
..	..	..	..	..	..	..	..	..	..	..	..	..	..	..	..	..	..	..	1917-18
..	..	..	..	..	..	..	..	..	..	..	..	..	..	..	..	..	..	..	1918-19
..	..	..	..	..	..	..	..	..	..	..	..	..	..	..	..	..	..	..	1919-20
..	..	..	..	..	..	..	..	..	..	..	..	..	..	..	..	..	..	..	1920-21
																		NEOAPATAN—	
2,708	..	..	..	..	..	..	..	..	..	..	1	2,708	..	..	1	2,708	..	..	1916-17
..	..	..	..	..	1	123	..	..	..	3	191	..	..	4	314	4	314	..	1917-18
..	2	211	..	..	..	..	..	..	..	6	469	..	..	8	680	8	680	..	1918-19
2,411	3	171	..	..	7	754	..	..	..	4	382	1	2,411	14	1,907	15	2,718	..	1919-20
2,447	3	159	..	..	..	..	..	..	..	4	227	1	2,447	7	355	8	2,523	..	1920-21



MADRAS  
SHIPPING AT EACH PORT

distinguishing their NATIONALITY, that ENTERED and CLEARED in BALLAST at each PORT in BRITISH  
from 1916-17 to 1920-21—continued.

CLEARED IN BALLAST																		PORT FROM WHICH CLEARED		
BRITISH				BRITISH INDIAN				FOREIGN				NATIVE CRAFT		TOTAL						
STEAM		SAILING		STEAM		SAILING		STEAM		SAILING		SAILING		STEAM		SAILING			STEAM AND SAILING	
VL.	tons	VL.	tons	VL.	tons	VL.	tons	VL.	tons	VL.	tons	VL.	tons	VL.	tons	VL.	tons	VL.	tons	
MADRAS—continued																				
VELINGANNI—																				
..	..	..	..	..	..	..	..	..	..	..	..	..	..	..	..	..	..	..	..	1916-17
..	..	..	..	..	..	..	..	..	..	..	..	..	..	..	..	..	..	..	..	1917-18
..	..	..	..	..	..	..	..	..	..	..	..	..	..	..	..	..	..	..	..	1918-19
..	..	..	..	..	..	..	..	..	..	..	..	..	..	..	..	..	..	..	..	1919-20
..	..	..	..	..	..	..	..	..	..	..	..	..	..	..	..	..	..	..	..	1920-21
TOTTOTURAI—																				
..	..	..	..	..	..	..	..	..	..	..	..	1	88	..	..	1	88	1	88	1916-17
..	..	..	..	..	..	1	49	..	..	..	..	..	..	..	..	1	49	1	49	1917-18
..	..	..	..	..	..	..	..	..	..	..	..	6	212	..	..	6	212	6	212	1918-19
..	..	1	86	..	..	..	..	..	..	..	..	8	189	..	..	4	225	4	225	1919-20
..	..	..	..	..	..	2	70	..	..	..	..	2	81	..	..	4	151	4	151	1920-21
POINT CALIMERE—																				
..	..	..	..	..	..	..	..	..	..	..	..	1	20	..	..	1	20	1	20	1916-17
..	..	..	..	..	..	..	..	..	..	..	..	5	100	..	..	5	100	5	100	1917-18
..	..	..	..	..	..	..	..	..	..	..	..	8	175	..	..	8	175	8	175	1918-19
..	..	..	..	..	..	..	..	..	..	..	..	3	61	..	..	3	61	3	61	1919-20
..	..	..	..	..	..	..	..	..	..	..	..	1	29	..	..	1	29	1	29	1920-21
MUTTUPET—																				
..	..	..	..	..	..	..	..	..	..	..	..	..	..	..	..	..	..	..	..	1916-17
..	..	..	..	..	..	..	..	..	..	..	..	..	..	..	..	..	..	..	..	1917-18
..	..	..	..	..	..	..	..	..	..	..	..	..	..	..	..	..	..	..	..	1918-19
..	..	..	..	..	..	..	..	..	..	..	..	..	..	..	..	..	..	..	..	1919-20
..	..	..	..	..	..	..	..	..	..	..	..	..	..	..	..	..	..	..	..	1920-21
ADINAPATNAM—																				
..	..	..	..	..	..	..	..	..	..	..	..	..	..	..	..	..	..	..	..	1916-17
..	..	..	..	..	..	8	125	..	..	..	..	..	..	..	..	8	125	8	125	1917-18
..	..	2	84	..	..	3	93	..	..	..	..	1	39	..	..	6	216	6	216	1918-19
..	..	2	58	..	..	5	434	..	..	..	..	..	..	..	..	7	492	7	492	1919-20
..	..	..	..	..	..	1	98	..	..	..	..	..	..	..	..	1	98	1	98	1920-21
ANNAPATNAM—																				
..	581	..	..	..	..	..	..	..	..	..	..	1	17	1	581	1	17	2	548	1916-17
..	..	..	..	..	..	..	..	..	..	..	..	..	..	..	..	..	..	..	..	1917-18
..	..	..	..	..	..	..	..	..	..	..	..	..	..	..	..	..	..	..	..	1918-19
..	..	..	..	..	..	..	..	..	..	..	..	..	..	..	..	..	..	..	..	1919-20
..	..	..	..	..	..	..	..	..	..	..	..	1	45	..	..	1	45	1	45	1920-21
KILAKARAI—																				
..	..	..	..	..	..	..	..	..	..	..	..	..	..	..	..	..	..	..	..	1916-17
..	..	..	..	..	..	..	..	..	..	..	..	2	108	..	..	2	108	2	108	1917-18
..	..	..	..	..	..	..	..	..	..	..	..	..	..	..	..	..	..	..	..	1918-19
..	..	1	108	..	..	2	199	..	..	..	..	1	27	..	..	4	332	4	332	1919-20
..	..	..	..	..	..	..	..	..	..	..	..	1	77	..	..	1	77	1	77	1920-21
DAVIPATNAM—																				
..	..	..	..	..	..	..	..	..	..	..	..	1	21	..	..	1	21	1	21	1916-17
..	..	..	..	..	..	1	32	..	..	..	..	1	86	..	..	2	118	2	118	1917-18
..	..	..	..	..	..	1	38	..	..	..	..	1	21	..	..	2	59	2	59	1918-19
..	..	..	..	..	..	..	..	..	..	..	..	2	82	..	..	3	82	3	82	1919-20
..	..	..	..	..	..	..	..	..	..	..	..	3	217	..	..	3	217	3	217	1920-21

SHIPPING AT EACH PORT

No. 7—continued

NUMBER and TONNAGE of STEAM and SAILING VESSELS, including their REPEATED VOYAGES IN INDIA, in each Official Year

PORT AT WHICH ENTERED	ENTERED IN BALLAST																					
	BRITISH				BRITISH INDIAN				FOREIGN				NATIVE CRAFT		TOTAL							
	STEAM		SAILING		STEAM		SAILING		STEAM		SAILING		SAILING		STEAM		SAILING		STEAM AND SAILING			
	vs.	tons	vs.	tons	vs.	tons	vs.	tons	vs.	tons	vs.	tons	vs.	tons	vs.	tons	vs.	tons	vs.	tons		
<b>MADRAS—continued</b>																						
<b>PAMBAN—</b>																						
1916-17	2	1,062	..	..	..	..	29	2,344	..	..	..	..	23	1,534	2	1,662	57	3,878	59	4,000		
1917-18	1	531	..	..	..	..	4	337	..	..	..	..	11	601	1	531	15	938	16	1,000		
1918-19	2	1,062	..	..	..	..	5	377	..	..	..	..	25	1,326	2	1,062	30	1,703	32	1,700		
1919-20	..	..	..	..	..	..	16	1,595	..	..	..	..	19	1,243	..	..	35	2,338	35	2,300		
1920-21	..	..	..	..	..	..	18	1,766	..	..	..	..	16	868	..	..	34	2,634	34	3,000		
<b>TONDUR—</b>																						
1916-17	..	..	..	..	..	..	1	108	..	..	..	..	..	..	..	..	1	108	1	100		
1917-18	..	..	..	..	..	..	..	..	..	..	..	..	..	..	..	..	..	..	..	..		
1918-19	..	..	..	..	..	..	..	..	..	..	..	..	3	117	..	..	3	117	3	100		
1919-20	..	..	..	..	..	..	..	..	..	..	..	..	..	..	..	..	..	..	..	..		
1920-21	..	..	..	..	..	..	2	488	..	..	..	..	..	..	..	..	2	488	2	500		
<b>TOTICORIN—</b>																						
1916-17	..	..	..	..	..	..	5	358	..	..	..	..	43	3,083	..	..	48	3,441	48	3,500		
1917-18	3	1,593	..	..	..	..	8	894	..	..	..	..	9	741	3	1,593	17	1,635	20	3,000		
1918-19	1	762	..	..	..	..	3	367	..	..	..	..	4	422	1	762	7	789	8	1,500		
1919-20	2	3,289	..	..	..	..	3	318	1	3,655	..	..	12	1,472	3	6,944	15	1,790	18	8,000		
1920-21	2	5,042	..	..	..	..	2	241	..	..	..	..	7	884	2	5,042	9	1,125	11	6,100		
<b>KAYALPATNAM—</b>																						
1916-17	..	..	..	..	..	..	1	91	..	..	..	..	..	..	..	..	1	91	1	100		
1917-18	..	..	..	..	..	..	1	174	..	..	..	..	..	..	..	..	1	174	1	100		
1918-19	..	..	..	..	..	..	..	..	..	..	..	..	..	..	..	..	..	..	..	..		
1919-20	..	..	..	..	..	..	..	..	..	..	..	..	..	..	..	..	..	..	..	..		
1920-21	..	..	..	..	..	..	..	..	..	..	..	..	..	..	..	..	..	..	..	..		
<b>KULASSIKHARAPATNAM—</b>																						
1916-17	..	..	..	..	..	..	2	239	..	..	..	..	1	51	..	..	3	290	3	200		
1917-18	..	..	..	..	..	..	..	..	..	..	..	..	..	..	..	..	..	..	..	..		
1918-19	..	..	..	..	..	..	1	139	..	..	..	..	..	..	..	..	1	139	1	100		
1919-20	..	..	..	..	..	..	2	223	..	..	..	..	1	131	..	..	3	354	3	350		
1920-21	..	..	..	..	..	..	..	..	..	..	..	..	..	..	..	..	..	..	..	..		
<b>MANGALORE—</b>																						
1916-17	..	..	..	..	..	..	6	650	..	..	..	..	2	229	..	..	8	888	8	800		
1917-18	..	..	..	..	..	..	1	181	..	..	..	..	2	159	..	..	3	340	3	300		
1918-19	..	..	..	..	..	..	..	..	..	..	..	..	4	396	..	..	4	396	4	300		
1919-20	..	..	2	193	..	..	3	372	2	2,100	..	..	5	594	2	2,100	10	1,159	12	3,250		
1920-21	..	..	2	216	..	..	..	..	..	..	..	..	5	614	..	..	7	830	7	800		
<b>MALPE—</b>																						
1916-17	..	..	..	..	..	..	2	194	..	..	..	..	1	108	..	..	3	302	3	300		
1917-18	..	..	..	..	..	..	..	..	..	..	..	..	2	224	..	..	2	224	2	200		
1918-19	..	..	..	..	..	..	..	..	..	..	..	..	..	..	..	..	..	..	..	..		
1919-20	..	..	..	..	..	..	..	..	..	..	..	..	..	..	..	..	..	..	..	..		
1920-21	..	..	..	..	..	..	1	105	..	..	..	..	..	..	..	..	1	105	1	100		

MADRAS  
SHIPPING AT EACH PORT

distinguishing their NATIONALITY, that ENTERED and CLEARED in BALLAST at each PORT in BRITISH from 1916-17 to 1920-21—continued

CLEARED IN BALLAST																PORT FROM WHICH CLEARED		
BRITISH		BRITISH INDIAN:				FOREIGN				NATIVE CRAFT		TOTAL						
STEAM	SAILING	STEAM	SAILING	STEAM	SAILING	STEAM	SAILING	SAILING	STEAM	SAILING	STEAM AND SAILING							
vs.	tons	vs.	tons	vs.	tons	vs.	tons	vs.	tons	vs.	tons	vs.	tons	vs.	tons			
<b>MADRAS—continued</b>																		
<b>PANRAN—</b>																		
..	..	..	..	..	1	73	..	..	..	9	250	..	..	9	322	9	322	1916-17
..	..	..	..	..	10	1,063	..	..	..	7	329	..	..	17	1,392	17	1,392	1917-18
..	..	..	..	..	5	453	..	..	..	18	1,023	..	..	23	1,476	23	1,476	1918-19
..	..	..	..	..	11	1,807	..	..	..	8	460	..	..	19	2,267	19	2,267	1919-20
..	..	..	..	..	4	775	..	..	..	18	837	..	..	22	1,612	22	1,612	1920-21
<b>TONDI—</b>																		
..	..	..	..	..	..	..	..	..	..	4	273	..	..	4	273	4	273	1916-17
..	..	..	..	..	1	144	..	..	..	..	..	..	..	1	144	1	144	1917-18
..	..	..	..	..	1	48	..	..	..	2	93	..	..	3	141	3	141	1918-19
..	..	..	..	..	7	973	..	..	..	4	241	..	..	11	1,214	11	1,214	1919-20
..	..	..	..	..	3	221	..	..	..	..	..	..	..	3	221	3	221	1920-21
<b>TUTICORIN—</b>																		
1	4,937	..	..	..	..	..	..	..	..	1	130	1	4,937	1	130	2	5,067	1916-17
..	..	..	..	..	2	128	..	..	..	19	1,064	..	..	21	1,192	21	1,192	1917-18
..	..	..	..	..	..	..	..	..	..	4	182	..	..	4	182	4	182	1918-19
4	12,204	..	..	..	2	201	..	..	..	6	280	4	12,204	8	481	12	12,685	1919-20
7	22,419	..	..	..	3	754	1	1,959	..	12	914	8	24,378	16	1,608	23	26,046	1920-21
<b>KAYALPATNAM—</b>																		
..	..	..	..	..	..	..	..	..	..	..	..	..	..	..	..	..	..	1916-17
..	..	..	..	..	..	..	..	..	..	1	17	..	..	1	17	1	17	1917-18
..	..	..	..	..	..	..	..	..	..	2	89	..	..	2	89	2	89	1918-19
..	..	..	..	..	..	..	..	..	..	..	..	..	..	..	..	..	..	1919-20
..	..	..	..	..	..	..	..	..	..	..	..	..	..	..	..	..	..	1920-21
<b>KULASKHARAPATNAM—</b>																		
..	..	..	..	..	..	..	..	..	..	..	..	..	..	..	..	..	..	1916-17
..	..	..	..	..	..	..	..	..	..	..	..	..	..	..	..	..	..	1917-18
..	..	..	..	..	..	..	..	..	..	..	..	..	..	..	..	..	..	1918-19
..	..	..	..	..	..	..	..	..	..	..	..	..	..	..	..	..	..	1919-20
..	..	..	..	..	..	..	..	..	..	..	..	..	..	..	..	..	..	1920-21
<b>MANGALORE—</b>																		
..	..	..	..	..	..	..	..	..	..	..	..	..	..	..	..	..	..	1916
..	..	..	..	..	..	..	..	..	..	..	..	..	..	..	..	..	..	1917-18
..	..	..	..	..	..	..	..	..	..	..	..	..	..	..	..	..	..	1918-19
..	..	..	..	..	..	..	..	..	..	..	..	..	..	..	..	..	..	1919-20
..	..	..	..	..	..	..	..	..	..	..	..	..	..	..	..	..	..	1920-21
<b>MALPE—</b>																		
..	..	..	..	..	..	..	..	..	..	..	..	..	..	..	..	..	..	1916-17
..	..	..	..	..	..	..	..	..	..	..	..	..	..	..	..	..	..	1917-18
..	..	..	..	..	..	..	..	..	..	..	..	..	..	..	..	..	..	1918-19
..	..	..	..	..	..	..	..	..	..	..	..	..	..	..	..	..	..	1919-20
..	..	..	..	..	..	..	..	..	..	..	..	..	..	..	..	..	..	1920-21

SHIPPING AT EACH PORT

No. 7—continued

NUMBER and TONNAGE of STEAM and SAILING VESSELS, including their REPEATED VOYAGES and INDIA, in each Official Year

PORT AT WHICH ENTERED	ENTERED IN BALLAST																			
	BRITISH				BRITISH INDIAN				FOREIGN				NATIVE CRAFT		TOTAL					
	STEAM		SAILING		STEAM		SAILING		STEAM		SAILING		SAILING		STEAM		SAILING		STEAM AND SAILING	
	vs.	tons	vs.	tons	vs.	tons	vs.	tons	vs.	tons	vs.	tons	vs.	tons	vs.	tons	vs.	tons	vs.	tons
<b>MADRAS—concluded</b>																				
<b>CANNANORE—</b>																				
1916-17	..	..	..	..	..	..	..	..	..	..	..	..	..	..	..	..	..	..	..	..
1917-18	..	..	..	..	..	..	..	..	..	..	..	..	..	..	..	..	..	..	..	..
1918-19	..	..	..	..	..	..	..	..	..	..	..	..	..	..	..	..	..	..	..	..
1919-20	..	..	..	..	..	..	..	..	..	..	..	..	..	..	..	..	..	..	..	..
1920-21	..	..	..	..	..	..	..	..	..	..	..	1	110	..	..	1	110	1	110	110
<b>KALLAYA—</b>																				
1916-17	..	..	..	..	..	..	..	..	..	..	..	..	..	..	..	..	..	..	..	..
1917-18	..	..	..	..	..	..	..	..	..	..	..	..	..	..	..	..	..	..	..	..
1918-19	..	..	..	..	..	..	..	..	..	..	..	..	..	..	..	..	..	..	..	..
1919-20	..	..	..	..	..	..	..	..	..	..	..	..	..	..	..	..	..	..	..	..
1920-21	..	..	..	..	..	..	..	..	..	..	..	..	..	..	..	..	..	..	..	..
<b>CALCUT—</b>																				
1916-17	..	..	1	128	..	..	9	1,328	..	..	..	2	233	..	..	12	1,689	12	1,689	1,689
1917-18	..	..	..	..	..	..	2	210	..	..	..	5	966	..	..	7	1,176	7	1,176	1,176
1918-19	..	..	..	..	..	..	..	..	..	..	..	26	4,806	..	..	26	4,806	26	4,806	4,806
1919-20	..	..	1	86	..	..	10	1,334	1	1,295	..	26	4,096	1	1,295	37	5,516	38	6,811	6,811
1920-21	..	..	..	..	..	..	9	1,178	..	..	..	16	2,422	..	..	25	3,600	25	3,600	3,600
<b>PORANI—</b>																				
1916-17	..	..	..	..	..	..	1	129	..	..	..	..	..	..	..	1	129	1	129	129
1917-18	..	..	..	..	..	..	3	297	..	..	..	..	..	..	..	3	297	3	297	297
1918-19	..	..	..	..	..	..	..	..	..	..	..	..	..	..	..	..	..	..	..	..
1919-20	..	..	..	..	..	..	1	132	..	..	..	..	..	..	..	1	132	1	132	132
1920-21	..	..	..	..	..	..	3	544	..	..	..	..	..	..	..	3	544	3	544	544
<b>COCHIN—</b>																				
1916-17	2	3,818	..	..	..	..	..	..	..	..	..	3	348	2	3,818	3	348	5	4,166	4,166
1917-18	1	2,068	..	..	..	..	1	57	..	..	..	2	282	1	2,068	3	339	4	2,407	2,407
1918-19	6	8,882	..	..	..	..	2	144	1	1,881	..	2	261	7	10,763	4	405	11	11,168	11,168
1919-20	4	10,109	..	..	..	..	2	186	..	..	..	5	549	4	10,109	7	735	11	10,844	10,844
1920-21	1	339	..	..	..	..	3	340	..	..	..	1	141	1	339	4	481	5	820	820
<b>DHANUSHKODI—</b>																				
1916-17	159	41,788	..	..	..	..	..	..	..	..	..	..	..	159	4,788	..	..	159	41,788	41,788
1917-18	50	13,134	..	..	..	..	..	..	..	..	..	1	28	50	13,134	1	28	51	13,162	13,162
1918-19	18	4,730	..	..	..	..	..	..	..	..	..	1	28	18	4,730	1	28	19	4,758	4,758
1919-20	2	524	..	..	..	..	..	..	..	..	..	..	..	2	524	..	..	2	524	524
1920-21	1	262	..	..	..	..	..	..	..	..	..	..	..	1	262	..	..	1	262	262
<b>TOTAL OF SUBORDINATE PORTS—</b>																				
1916-17	176	76,262	61	4,667	..	..	192	16,137	..	..	..	398	23,746	176	76,262	641	46,550	817	122,812	122,812
1917-18	58	26,775	61	3,555	..	..	113	12,329	..	..	..	275	16,673	58	26,775	449	32,557	607	59,332	59,332
1918-19	30	21,074	37	2,849	..	..	82	8,797	1	1,881	..	234	16,700	31	22,955	353	30,346	384	53,301	53,301
1919-20	15	36,400	11	814	..	..	63	7,929	6	12,093	..	142	14,014	21	47,493	216	22,757	237	70,250	70,250
1920-21	10	23,469	15	1,144	..	..	68	8,449	..	..	..	120	11,836	10	23,469	203	21,429	213	44,898	44,898
<b>TOTAL OF ALL PORTS IN MADRAS—</b>																				
1916-17	186	100,737	61	4,667	..	..	192	16,137	1	2,167	..	397	24,996	187	102,954	650	47,800	837	150,754	150,754
1917-18	59	30,532	61	3,555	..	..	113	12,329	3	10,026	..	287	18,055	62	40,558	461	33,939	623	74,497	74,497
1918-19	33	23,302	37	2,849	..	..	83	8,797	1	1,881	..	236	19,081	33	27,183	356	30,727	388	57,910	57,910
1919-20	25	64,965	11	814	..	..	63	7,929	6	20,959	..	143	14,081	34	85,924	217	22,824	251	108,748	108,748
1920-21	10	23,469	15	1,144	..	..	68	8,449	..	..	..	122	12,387	10	23,469	205	21,980	215	45,449	45,449

MADRAS  
SHIPPING AT EACH PORT

distinguishing their NATIONALITY, that ENTERED and CLEARED in BALLAST at each PORT in BRITISH  
from 1916-17 to 1920-21—continued

CLEARED IN BALLAST																	PORT FROM WHICH CLEARED			
BRITISH				BRITISH INDIAN				FOREIGN				NATIVE CRAFT		TOTAL						
STEAM		SAILING		STEAM		SAILING		STEAM		SAILING		SAILING		STEAM		SAILING		STEAM AND SAILING		
vs.	tons	vs.	tons	vs.	tons	vs.	tons	vs.	tons	vs.	tons	vs.	tons	vs.	tons	vs.	tons	vs.	tons	
MADRAS—concluded																				
CANNANORE—																				
..	..	..	..	..	..	..	..	..	..	..	..	..	..	..	..	..	..	..	..	1916-17
..	..	..	..	..	..	..	..	..	..	..	..	..	..	..	..	..	..	..	..	1917-18
..	..	..	..	..	..	..	..	..	..	..	..	..	..	..	..	..	..	..	..	1918-19
..	..	..	..	..	..	..	..	..	..	..	..	..	..	..	..	..	..	..	..	1919-20
..	..	..	..	..	..	..	..	..	..	..	..	..	..	..	..	..	..	..	..	1920-21
KARAIKAL—																				
..	..	..	..	..	..	..	..	..	..	..	..	..	..	..	..	..	..	..	..	1916-17
..	..	..	..	..	..	..	..	..	..	..	..	..	..	..	..	..	..	..	..	1917-18
..	..	..	..	..	..	..	..	..	..	..	..	..	..	..	..	..	..	..	..	1918-19
..	..	..	..	..	..	..	..	..	..	..	..	..	..	..	..	..	..	..	..	1919-20
..	..	..	..	..	..	..	..	..	..	..	..	..	..	..	..	..	..	..	..	1920-21
CALCUTTA—																				
..	..	..	..	..	..	..	..	..	..	..	..	..	..	..	..	..	..	..	..	1916-17
..	..	..	..	..	..	..	..	..	..	..	..	..	..	..	..	..	..	..	..	1917-18
..	..	..	..	..	..	..	..	..	..	..	..	..	..	..	..	..	..	..	..	1918-19
..	..	..	..	..	..	..	..	..	..	..	..	..	..	..	..	..	..	..	..	1919-20
..	..	..	..	..	..	..	..	..	..	..	..	..	..	..	..	..	..	..	..	1920-21
PONDICHERRY—																				
..	..	..	..	..	..	..	..	..	..	..	..	..	..	..	..	..	..	..	..	1916-17
..	..	..	..	..	..	..	..	..	..	..	..	..	..	..	..	..	..	..	..	1917-18
..	..	..	..	..	..	..	..	..	..	..	..	..	..	..	..	..	..	..	..	1918-19
..	..	..	..	..	..	..	..	..	..	..	..	..	..	..	..	..	..	..	..	1919-20
..	..	..	..	..	..	..	..	..	..	..	..	..	..	..	..	..	..	..	..	1920-21
COCHIN—																				
..	..	..	..	..	..	..	..	..	..	..	..	..	..	..	..	..	..	..	..	1916-17
1	2,931	..	..	..	..	..	..	..	..	..	..	..	1	2,931	..	..	1	2,931	..	1917-18
..	..	..	..	..	..	..	..	..	..	..	..	..	..	..	..	..	..	..	..	1918-19
..	..	..	..	..	..	..	..	..	..	..	..	..	..	..	..	..	..	..	..	1919-20
..	..	..	..	..	..	..	..	..	..	..	..	..	..	..	..	..	..	..	..	1920-21
DRAKSHIKODI—																				
..	..	..	..	..	..	..	..	..	..	..	..	..	..	..	..	..	..	..	..	1916-17
1	262	..	..	..	..	..	..	..	..	..	..	..	1	262	..	..	1	262	..	1917-18
..	..	..	..	..	..	..	..	..	..	..	..	..	..	..	..	..	..	..	..	1918-19
..	..	..	..	..	..	..	..	..	..	..	..	..	..	..	..	..	..	..	..	1919-20
..	..	..	..	..	..	..	..	..	..	..	..	..	..	..	..	..	..	..	..	1920-21
TOTAL OF SUBORDINATE PORTS—																				
4	8,438	..	..	..	..	2	368	..	..	..	..	19	962	4	8,438	21	1,320	25	9,758	1916-17
1	2,931	..	..	..	..	19	1,664	..	..	..	..	40	1,952	1	2,931	59	3,616	60	6,547	1917-18
1	830	4	295	..	..	10	632	..	..	..	..	50	2,427	1	830	64	3,254	65	4,184	1918-19
5	14,615	8	577	..	..	36	4,518	..	..	..	..	48	2,311	5	14,615	87	7,406	92	22,021	1919-20
11	32,079	7	398	..	..	14	2,206	1	1,959	..	..	55	3,173	12	34,038	76	5,777	88	39,815	1920-21
TOTAL OF ALL PORTS IN MADRAS—																				
4	8,438	..	..	..	..	2	368	..	..	..	..	19	962	4	8,438	21	1,320	25	9,758	1916-17
1	2,931	..	..	..	..	19	1,664	..	..	..	..	40	1,952	1	2,931	59	3,616	60	6,547	1917-18
1	830	4	295	..	..	10	632	1	1,070	..	..	51	2,523	2	1,900	65	3,455	67	5,365	1918-19
6	17,701	8	577	..	..	36	4,518	3	3,771	..	..	50	3,057	9	24,472	94	8,152	103	32,624	1919-20
14	39,851	7	398	..	..	14	2,206	4	7,911	..	..	53	4,099	15	47,762	79	6,708	97	54,468	1920-21

BURMA  
SHIPPING AT EACH PORT

( 858 )

No. 7—concluded

NUMBER and TONNAGE of STEAM and SAILING VESSELS, including their REPEATED VOYAGES and INDIA, in each Official Year

PORT AT WHICH ENTERED	ENTERED IN BALLAST																			
	BRITISH				BRITISH INDIAN				FOREIGN				NATIVE CRAFT		TOTAL					
	STEAM		SAILING		STEAM		SAILING		STEAM		SAILING		SAILING		STEAM		SAILING		STEAM AND SAILING	
	vs.	tons	vs.	tons	vs.	tons	vs.	tons	vs.	tons	vs.	tons	vs.	tons	vs.	tons	vs.	tons	vs.	tons
<b>BURMA—</b>																				
<b>RANGOON (CHIEF PORT)—</b>																				
1916-17	57	132,018	1	1,860	..	..	..	..	82	100,019	..	..	..	..	139	232,037	1	1,860	140	233,897
1917-18	51	141,670	5	2,563	..	..	4	885	148	205,322	5	8,392	..	..	199	346,992	14	11,840	213	358,832
1918-19	71	178,958	9	1,111	3	7,830	8	1,555	167	283,198	1	2,147	6	425	241	469,936	24	5,238	265	475,224
1919-20	70	109,101	..	..	2	1,778	1	117	20	29,770	..	..	..	..	92	250,649	1	117	93	250,766
1920-21	78	173,470	1	339	1	512	16	3,440	29	69,873	..	..	..	..	108	243,860	17	3,779	125	247,639
<b>AKYAB—</b>																				
1916-17	7	24,420	..	..	..	..	44	7,108	..	..	..	..	46	3,787	7	24,420	90	10,895	97	35,315
1917-18	2	7,896	..	..	..	..	27	4,640	2	2,358	..	..	44	3,412	4	9,754	71	8,052	75	17,806
1918-19	6	15,590	12	1,859	..	..	..	..	3	7,286	..	..	90	9,129	9	22,876	102	10,988	111	33,864
1919-20	9	20,867	..	..	..	..	..	..	1	1,490	..	..	63	8,222	10	22,357	63	8,222	73	30,579
1920-21	3	10,551	..	..	..	..	68	9,989	1	1,024	..	..	..	..	4	11,575	68	9,989	72	21,564
<b>BASSERIN—</b>																				
1916-17	21	8,038	..	..	..	..	..	..	1	2,765	..	..	..	..	22	61,703	..	..	22	61,703
1917-18	25	70,438	..	..	..	..	..	..	2	6,321	..	..	..	..	27	76,759	..	..	27	76,759
1918-19	29	83,176	..	..	..	..	..	..	..	..	..	..	..	..	29	83,176	..	..	29	83,176
1919-20	10	30,109	..	..	..	..	..	..	1	2,616	..	..	..	..	11	32,815	..	..	11	32,815
1920-21	14	85,019	..	..	..	..	..	1	293	1	4,740	..	..	..	15	40,659	1	293	16	40,952
<b>MARAGUI—</b>																				
1916-17	3	1,134	..	..	..	..	..	..	..	..	1	60	5	45	3	1,134	6	105	9	1,239
1917-18	1	340	..	..	..	..	..	..	..	..	..	..	5	492	1	340	5	492	6	832
1918-19	..	..	..	..	..	..	..	..	..	..	..	..	5	235	..	..	5	235	6	241
1919-20	..	..	..	..	..	..	..	..	..	..	..	..	47	897	..	..	47	897	47	897
1920-21	1	321	..	..	..	..	..	..	..	..	..	..	4	230	1	321	4	230	5	551
<b>MOULMEIN—</b>																				
1916-17	10	16,656	..	..	1	2,961	1	153	21	21,146	..	..	..	..	32	40,763	1	153	33	40,919
1917-18	12	11,404	..	..	..	..	2	433	34	21,662	..	..	1	80	46	33,066	3	513	49	33,579
1918-19	10	2,597	2	415	..	..	1	153	44	29,358	..	..	1	124	54	31,955	4	692	58	32,647
1919-20	8	11,598	..	..	..	..	5	1,502	7	11,614	..	..	1	214	15	23,212	6	1,716	21	24,928
1920-21	23	38,094	..	..	..	..	5	1,002	8	11,803	..	..	1	25	36	40,897	6	1,027	42	50,924
<b>TAVOY—</b>																				
1916-17	..	..	..	..	..	..	..	..	..	..	..	..	..	..	..	..	..	..	..	..
1917-18	..	..	..	..	..	..	..	..	..	..	..	..	14	668	..	..	14	668	14	668
1918-19	..	..	..	..	..	..	..	..	..	..	..	..	3	207	..	..	3	207	3	207
1919-20	..	..	..	..	..	..	..	..	..	..	..	..	7	317	..	..	7	317	7	317
1920-21	..	..	..	..	..	..	..	..	..	..	..	..	..	..	..	..	..	..	..	..
<b>VICTORIA POINTS—</b>																				
1916-17	..	..	..	..	..	..	..	..	..	..	..	..	3	28	..	..	3	28	3	28
1917-18	..	..	..	..	..	..	..	..	..	..	..	..	16	154	..	..	16	154	16	154
1918-19	..	..	..	..	..	..	..	..	..	..	..	..	2	34	..	..	2	34	2	34
1919-20	..	..	..	..	..	..	..	..	..	..	..	..	8	304	..	..	8	304	8	304
1920-21	..	..	..	..	..	..	..	..	..	..	..	..	..	..	..	..	..	..	..	..
<b>TOTAL OF SUBORDINATE PORTS—</b>																				
1916-17	41	101,148	..	..	1	2,961	45	7,261	22	23,911	1	60	54	3,860	64	128,020	100	11,181	164	139,201
1917-18	40	89,578	..	..	..	..	29	5,073	33	30,341	..	..	80	4,806	78	119,919	109	9,879	187	129,798
1918-19	45	101,363	2	415	..	..	13	2,012	47	36,644	..	..	101	9,729	92	138,007	116	12,156	208	150,163
1919-20	37	62,664	..	..	..	..	5	1,502	9	15,720	..	..	120	9,954	36	78,384	126	11,456	161	89,840
1920-21	46	84,335	..	..	..	..	74	11,289	10	17,567	..	..	5	255	56	102,452	79	11,544	135	113,996
<b>TOTAL OF ALL PORTS IN BURMA—</b>																				
1916-17	98	233,166	1	1,860	1	2,961	45	7,261	104	123,930	1	60	54	3,860	203	360,057	101	13,041	304	373,098
1917-18	91	231,248	5	2,563	..	..	33	5,953	136	235,663	5	8,392	80	4,806	277	466,911	123	21,719	420	488,630
1918-19	116	280,321	11	1,520	3	7,830	21	3,567	214	319,849	1	2,147	107	10,154	333	607,993	140	17,394	473	625,387
1919-20	97	261,765	..	..	2	1,778	6	1,619	29	45,499	..	..	120	9,954	128	309,033	126	11,573	254	320,606
1920-21	124	258,855	1	339	1	512	90	14,729	39	87,445	..	..	5	255	164	346,312	96	15,323	260	361,635



BURMA  
SHIPPING AT EACH PORT

Distinguishing their NATIONALITY, that ENTERED and CLEARED in BALLAST at each PORT in BRITISH from 1916-17 to 1920-21—concluded

CLEARED IN BALLAST															PORT FROM WHICH CLEARED				
BRITISH		BRITISH INDIAN				FOREIGN				NATIVE CRAFT		TOTAL							
STREAM	SAILING	STREAM		SAILING		STREAM		SAILING		SAILING		STREAM		SAILING		STREAM AND SAILING			
no.	tons	vs.	tons	vs.	tons	vs.	tons	vs.	tons	vs.	tons	no.	tons	vs.	tons	no.	tons		
<b>BURMA—</b>																			
<b>RANGOON (CHIEF PORT)—</b>																			
3	9,123	..	..	..	..	8	6,197	..	..	..	..	6	15,320	..	..	6	15,320	1916-17	
1	4,233	..	..	..	..	1	2,741	..	..	..	..	2	6,974	..	..	2	6,974	1917-18	
..	..	..	..	..	..	8	3,883	..	..	..	..	8	3,883	..	..	8	3,883	1918-19	
1	372	..	..	..	..	1	1,323	..	..	..	..	2	1,700	..	..	2	1,700	1919-20	
9	25,242	1	330	..	..	1	698	..	..	..	..	15	41,635	2	1,037	17	43,672	1920-21	
<b>AKYAB—</b>																			
..	..	..	..	..	..	..	..	..	..	..	..	..	..	..	..	..	..	1916-17	
..	..	..	..	..	..	..	..	..	..	..	..	..	..	..	..	..	..	1917-18	
..	..	..	..	..	..	..	..	..	..	..	..	..	..	..	..	..	..	1918-19	
..	..	..	..	..	1	176	..	..	..	..	..	..	..	1	176	1	176	1919-20	
..	..	..	..	..	..	..	..	..	..	..	..	..	..	..	..	..	..	1920-21	
<b>BARRAK—</b>																			
..	..	..	..	..	..	..	..	..	..	..	..	..	..	..	..	..	..	1916-17	
..	..	..	..	..	..	..	..	..	..	..	..	..	..	..	..	..	..	1917-18	
..	..	..	..	..	..	..	..	..	..	..	..	..	..	..	..	..	..	1918-19	
..	..	..	..	..	..	..	..	..	..	..	..	..	..	..	..	..	..	1919-20	
..	..	..	..	..	..	..	..	..	..	..	..	..	..	..	..	..	..	1920-21	
<b>MERGUI—</b>																			
..	..	..	..	..	..	..	..	..	..	..	..	..	..	..	..	..	..	1916-17	
..	..	..	..	..	..	..	..	..	..	..	..	..	..	..	..	..	..	1917-18	
..	..	..	..	..	..	1	329	..	..	..	..	1	329	..	..	1	329	1918-19	
..	..	..	..	..	..	..	..	..	..	..	..	..	..	..	..	..	..	1919-20	
..	..	..	..	..	..	..	..	..	..	..	..	..	..	..	..	..	..	1920-21	
<b>MOULMEIN—</b>																			
..	..	..	..	..	..	..	..	..	..	..	..	..	..	..	..	..	..	1916-17	
..	..	..	..	..	..	..	..	..	..	..	..	..	..	..	..	..	..	1917-18	
..	..	..	..	..	..	..	..	..	..	1	39	..	..	1	39	1	39	1918-19	
..	..	..	..	..	..	..	..	..	..	..	..	..	..	..	..	..	..	1919-20	
..	..	..	..	..	..	..	..	..	..	..	..	..	..	..	..	..	..	1920-21	
<b>TAVOY—</b>																			
..	..	..	..	..	..	..	..	..	..	..	..	..	..	..	..	..	..	1916-17	
..	..	..	..	..	..	..	..	..	..	..	..	..	..	..	..	..	..	1917-18	
..	..	..	..	..	..	..	..	..	..	..	..	..	..	..	..	..	..	1918-19	
..	..	..	..	..	..	..	..	..	..	..	..	..	..	..	..	..	..	1919-20	
..	..	..	..	..	..	..	..	..	..	..	..	..	..	..	..	..	..	1920-21	
<b>VICTORIA POINT—</b>																			
..	..	..	..	..	..	..	..	..	..	..	..	..	..	..	..	..	..	1916-17	
..	..	..	..	..	..	..	..	..	..	..	..	..	..	..	..	..	..	1917-18	
..	..	..	..	..	..	..	..	..	..	..	..	..	..	..	..	..	..	1918-19	
..	..	..	..	..	..	..	..	..	..	1	27	..	..	1	27	1	27	1919-20	
..	..	..	..	..	..	..	..	..	..	..	..	..	..	..	..	..	..	1920-21	
<b>TOTAL OF SUBORDINATE PORTS—</b>																			
..	..	..	..	..	..	..	..	..	..	..	..	..	..	..	..	..	..	1916-17	
..	..	..	..	..	..	..	..	..	..	..	..	..	..	..	..	..	..	1917-18	
..	..	..	..	..	..	1	329	..	..	1	39	1	329	1	39	2	368	1918-19	
..	..	..	..	..	1	176	..	..	..	1	27	..	..	2	203	2	203	1919-20	
..	..	..	..	..	..	..	..	..	..	..	..	..	..	..	..	..	..	1920-21	
<b>TOTAL OF ALL PORTS IN BURMA—</b>																			
3	9,123	..	..	..	..	8	6,197	..	..	..	..	6	15,320	..	..	6	15,320	1916-17	
1	4,233	..	..	..	..	1	2,741	..	..	..	..	2	6,974	..	..	2	6,974	1917-18	
..	..	..	..	..	..	..	4,012	..	..	1	39	4	4,012	1	39	5	4,051	1918-19	
1	372	..	..	..	1	176	1	1,323	..	..	1	27	2	1,700	2	203	4	1,903	1919-20





GENERAL TABLES  
SHIPPING

( 862 )

No. 8—continued

TRADE WITH EACH COUNTRY

NUMBER and TONNAGE of STEAM and SAILING VESSELS, including their REPEATED VOYAGES, the  
distinguishing the NATIONALITY of the vessels employed in the

COUNTRIES WHENCE ENTERED AND TO WHICH CLEARED	NATIONALITY							
	BRITISH (OTHER THAN BRITISH INDIAN)				BRITISH INDIAN (OTHER THAN NATIVE CRAFT)			
	Entered		Cleared		Entered		Cleared	
	vessels	tons	vessels	tons	vessels	tons	vessels	tons
FOREIGN COUNTRIES—continued								
MASKAT TERRITORY AND TRUCIAL OMAN	Steam	5	9,635	..	..	..	..	..
	Sailing	..	..	..	..	5	862	..
OTHER NATIVE STATES IN ARABIA	Steam	..	..	..	..	..	1	287
	Sailing	..	..	..	..	..	..	..
PERSIA	Steam	42	87,050	38	75,828	..	..	..
HENZAM ISLAND	Steam	2	1,516	..	..	..	..	..
SUMATRA	Steam	4	12,888	10	22,173	..	..	..
	Sailing	..	..	..	..	..	..	..
JAVA	Steam	34	114,528	24	77,019	..	..	..
BORNEO (DUTCH)	Steam	15	39,838	4	11,639	3	7,109	..
ORILLES AND OTHER ISLANDS	Steam	2	5,893	..	..	..	..	..
SIAM	Steam	..	..	..	..	..	..	..
INDO-CHINA (INCLUDING COCHIN-CHINA, ETC.)	Steam	..	..	..	..	..	..	..
PHILIPPINES	Steam	..	..	1	2,695	..	..	..
CHINA (EXCLUSIVE OF HONGKONG AND MACAO)	Steam	28	98,716	19	46,900	4	12,801	..
JAPAN	Steam	47	146,317	85	272,779	8	25,431	2
TUNIS	Steam	1	1,875	..	..	..	..	..
ALGERIA	Steam	1	3,797	..	..	..	..	..
FRENCH WEST AFRICA	Steam	..	..	..	..	..	..	..
PORTUGUESE EAST AFRICA	Steam	4	11,376	1	1,398	..	..	..
	Sailing	..	..	..	..	..	..	..
MADAGASCAR	Steam	..	..	..	..	..	..	..
REUNION	Steam	..	..	..	..	..	..	..
GERMAN EAST AFRICA	Steam	1	1,500	..	..	..	..	..
ITALIAN EAST AFRICA (ERITREA AND SOMALILAND)	Steam	6	15,239	1	1,403	..	..	..
FRENCH SOMALILAND	Steam	..	..	..	..	..	..	..
	Sailing	..	..	..	..	..	..	..
UNITED STATES OF AMERICA	Steam	86	324,592	83	288,681	..	..	..
	Sailing	..	..	..	..	..	..	..
CUBA	Steam	..	..	4	11,252	..	..	..
	Sailing	..	..	..	..	..	..	..
PORTO RICO	Steam	..	..	..	..	..	..	..
WEST INDIES (FRENCH)	Steam	..	..	..	..	..	..	..
BRAND	Steam	..	..	4	10,487	..	..	..
COSTA RICA	Steam	..	..	..	..	..	..	..
PANAMA	Steam	..	..	..	..	..	..	..
URUGUAY	Steam	..	..	8	23,199	..	..	..
COLOMBIA	Steam	..	..	..	..	..	..	..
ARGENTINE REPUBLIC	Steam	..	..	3	11,503	..	..	..
CHILE	Steam	..	..	10	32,475	..	..	..
PERU	Steam	..	..	..	..	..	..	..
	Sailing	..	..	..	..	..	..	..
ISLANDS IN THE PACIFIC	Steam	..	..	..	..	..	..	..
	Sailing	..	..	..	..	..	..	..
TOTAL FOREIGN COUNTRIES	Steam	594	1,634,742	802	2,215,210	21	60,861	21
	Sailing	..	..	..	..	5	862	..
	Total	594	1,634,742	802	2,215,210	26	61,723	21
TOTAL UNITED KINGDOM, BRITISH POSSESSIONS, AND FOREIGN COUNTRIES	Steam	1,923	5,005,994	2,156	5,438,572	33	87,847	85
	Sailing	34	2,119	31	2,457	126	14,054	331
	Total	1,957	5,008,113	2,187	5,441,029	159	101,901	366

GENERAL TABLE  
SHIPPING

AND NATIONALITY OF VESSELS

ENTERED and CLEARED with CARGOES from and to each COUNTRY at PORTS in BRITISH INDIA,  
Trade with each country, in the Official Year 1920-21—continued

NATIONALITY												COUNTRIES WHENCE ENTERED AND TO WHICH CLEARED
DANISH				DUTCH				GERMAN				
Entered		Cleared		Entered		Cleared		Entered		Cleared		
vessels	tons	vessels	tons	vessels	tons	vessels	tons	vessels	tons	vessels	tons	
..	..	..	..	..	..	..	..	..	..	..	..	FOREIGN COUNTRIES—continued
..	..	..	..	..	..	..	..	..	..	..	..	Steam } MARKET TERRITORY AND TRUCIAL
..	..	..	..	..	..	..	..	..	..	..	..	Sailing } OMAN
..	..	..	..	..	..	..	..	..	..	..	..	Steam } OTHER NATIVE STATES IN ARABIA
..	..	..	..	..	..	..	..	..	..	..	..	Sailing }
..	..	..	..	..	..	..	..	..	..	..	..	Steam PERUA
..	..	..	..	..	..	..	..	..	..	..	..	Steam HENDIAN ISLAND
..	..	..	..	..	..	2	4,125	..	..	..	..	Steam } SUMATRA
..	..	1	1,982	18	55,306	10	62,201	..	..	..	..	Sailing }
..	..	..	..	2	2,189	..	..	..	..	..	..	Steam JAVA
..	..	..	..	1	2,875	..	..	..	..	..	..	Steam BORNEO (DUTCH)
6	6,543	2	566	3	2,361	2	1,382	..	..	..	..	Steam CELEBES AND OTHER ISLANDS
..	..	..	..	..	..	..	..	..	..	..	..	Steam SIAM
..	..	..	..	..	..	..	..	..	..	..	..	Steam INDO-CHINA (INCLUDING COCHIN
..	..	..	..	..	..	..	..	..	..	..	..	CHINA, ETC.)
..	..	..	..	..	..	..	..	..	..	..	..	Steam PHILIPPINES
..	..	..	..	..	..	..	..	..	..	..	..	Steam CHINA (EXCLUSIVE OF HONGKONG AND
..	..	3	7,756	..	..	..	..	..	..	..	..	MAGAO),
..	..	..	..	..	..	..	..	..	..	..	..	Steam JAPAN
..	..	..	..	..	..	..	..	..	..	..	..	Steam TUNIS
..	..	..	..	..	..	..	..	..	..	..	..	Steam ALGERIA
..	..	..	..	..	..	..	..	..	..	..	..	Steam FRENCH WEST AFRICA
..	..	..	..	..	..	..	..	..	..	..	..	Steam } PORTUGUESE EAST AFRICA
..	..	..	..	..	..	..	..	..	..	..	..	Sailing }
..	..	..	..	..	..	..	..	..	..	..	..	Steam MADAGASCAR
..	..	..	..	..	..	..	..	..	..	..	..	Steam REUNION
..	..	..	..	..	..	..	..	..	..	..	..	Steam GERMAN EAST AFRICA
..	..	..	..	..	..	..	..	..	..	..	..	Steam ITALIAN EAST AFRICA (KENTUA AND
..	..	..	..	..	..	..	..	..	..	..	..	SOMALILAND)
..	..	..	..	..	..	..	..	..	..	..	..	Steam } FRENCH SOMALILAND
..	..	1	4,331	1	4,305	1	4,433	..	..	..	..	Sailing }
..	..	..	..	..	..	..	..	..	..	..	..	Steam } UNITED STATES OF AMERICA
..	..	..	..	..	..	..	..	..	..	..	..	Sailing }
..	..	..	..	..	..	..	..	..	..	..	..	Steam } CUBA
..	..	..	..	..	..	..	..	..	..	..	..	Sailing }
..	..	..	..	..	..	..	..	..	..	..	..	Steam PONTO RICO
..	..	..	..	..	..	..	..	..	..	..	..	Steam WEST INDIES (French)
..	..	..	..	..	..	..	..	..	..	..	..	Steam BRAZIL
..	..	..	..	..	..	..	..	..	..	..	..	Steam COSTA RICA
..	..	..	..	..	..	..	..	..	..	..	..	Steam PANAMA
..	..	..	..	..	..	..	..	..	..	..	..	Steam URUGUAY
..	..	..	..	..	..	..	..	..	..	..	..	Steam COLOMBIA
..	..	..	..	..	..	..	..	..	..	..	..	Steam ARGENTINE REPUBLIC
..	..	..	..	..	..	..	..	..	..	..	..	Steam CHILE
..	..	..	..	..	..	..	..	..	..	..	..	Steam } PERU
..	..	..	..	..	..	..	..	..	..	..	..	Sailing }
..	..	..	..	..	..	..	..	..	..	..	..	Steam ISLANDS IN THE PACIFIC
6	6,543	8	17,706	57	202,925	39	133,139	3	14,027	3	11,945	Steam } TOTAL FOREIGN COUNTRIES
..	..	..	..	..	..	..	..	..	..	..	..	Sailing }
6	6,543	8	17,706	57	202,925	39	133,139	3	14,027	3	11,945	Total }
7	7,592	10	22,225	61	212,492	45	148,977	3	14,027	4	16,624	Steam } TOTAL UNITED KINGDOM,
..	..	..	..	..	..	..	..	..	..	..	..	Sailing } BRITISH POSSESSIONS AND
7	7,592	10	22,225	61	212,492	45	148,977	3	14,027	4	16,624	Total }

GENERAL TABLES  
SHIPPING

( 864 )

No. 8—continued

TRADE WITH EACH COUNTRY

NUMBER and TONNAGE of STEAM and SAILING VESSELS, including their REPEATED VOYAGES, that distinguishing the NATIONALITY of the vessels employed in the Trade with

COUNTRIES WHENCE ENTERED AND TO WHICH CLEARED	NATIONALITY							
	FRENCH				PORTUGUESE*		BRAZILIAN†	
	Entered		Cleared		Entered		Cleared	
	vessels	tons	vessels	tons	vessels	tons	vessels	tons
<b>UNITED KINGDOM AND BRITISH POSSESSIONS—</b>								
UNITED KINGDOM	{ Steam	..	..	..	..	..	..	..
	{ Sailing	..	..	..	..	..	..	..
ADEN AND DEPENDENCIES	Steam	1	2,794	..	..	..	..	..
BARBARIAN ISLANDS	Steam	..	..	..	..	..	..	..
MALDIVES	Sailing	..	..	..	..	..	..	..
CYPRUS	{ Steam	0	13,005	9	13,005	..	..	..
	{ Sailing	..	..	..	..	..	..	..
STRAITS SETTLEMENTS (INCLUDING LABUAN)	{ Steam	..	..	..	..	..	..	..
	{ Sailing	..	..	..	..	..	..	..
FEDERATED MALAY STATES	Steam	..	..	..	..	..	..	..
HONGKONG	Steam	..	..	..	..	..	..	..
EGYPT	Steam	2	5,608	..	..	..	..	..
CAPE COLONY	{ Steam	..	..	..	..	..	..	..
	{ Sailing	..	..	..	..	..	..	..
NATAL	Steam	..	..	..	..	..	..	..
MAURITIUS AND DEPENDENCIES (INCLUDING SEYCHELLES)	Steam	..	..	..	..	..	..	..
EAST AFRICAN PROTECTORATE (INCLUDING ZANZIBAR AND PEMBA)	{ Steam	..	..	..	..	..	..	..
	{ Sailing	..	..	..	..	..	..	..
CANADA	Steam	..	..	..	..	..	..	..
BRITISH WEST INDIA ISLANDS	Steam	..	..	..	..	..	..	..
AUSTRALIAN COMMONWEALTH	Steam	..	..	1	4,258	..	..	..
NEW ZEALAND	Steam	..	..	..	..	..	..	..
<b>TOTAL UNITED KINGDOM AND BRITISH POSSESSIONS</b>	{ Steam	12	21,407	10	17,263	..	..	..
	{ Sailing	..	..	..	..	..	..	..
	<b>Total</b>	12	21,407	10	17,263	..	..	..
<b>FOREIGN COUNTRIES—</b>								
RUSSIA	Steam	..	..	..	..	..	..	..
SWEDEN	Steam	..	..	..	..	..	..	..
NORWAY	Steam	..	..	..	..	..	..	..
DENMARK	Steam	..	..	..	..	..	..	..
GERMANY	{ Steam	1	3,041	..	..	..	..	..
	{ Sailing	..	..	..	..	..	..	..
HOLLAND	Steam	..	..	..	..	..	..	..
BELGIUM	Steam	..	..	2	6,940	..	..	..
FRANCE	Steam	3	12,121	3	11,484	..	..	1 3,041
SPAIN	Steam	1	2,855	..	..	..	..	..
PORTUGAL	Steam	..	..	..	..	1	3,998	..
ITALY	Steam	..	..	..	..	..	..	..
AUSTRIA-HUNGARY	Steam	..	..	..	..	..	..	..
GREECE	Steam	..	..	..	..	..	..	..
TURKEY, ASIATIC	{ Steam	..	..	..	..	..	..	..
	{ Sailing	..	..	..	..	..	..	..
MASKAT TERRITORY AND TRUCIAL OMAN	Steam	..	..	..	..	..	..	..
PERSIA	Steam	..	..	..	..	..	..	..
SUMATRA	Steam	..	..	..	..	..	..	..
JAVA	Steam	1	1,248	..	..	..	..	..
BORNEO (DUTCH)	Steam	..	..	..	..	..	..	..
CELEBES AND OTHER ISLANDS	Steam	..	..	..	..	..	..	..
SIAM	{ Steam	..	..	..	..	..	..	..
	{ Sailing	..	..	..	..	..	..	..
INDO-CHINA (INCLUDING COCHIN CHINA, etc.)	Steam	1	1,066	..	..	..	..	..
PHILIPPINES	Steam	..	..	..	..	..	..	..
CHINA (EXCLUSIVE OF HONGKONG AND MACAO)	Steam	..	..	..	..	..	..	..
JAPAN	{ Steam	..	..	..	..	..	..	..
	{ Sailing	..	..	..	..	..	..	..
TRIPOLI	Steam	..	..	..	..	..	..	..
PORTUGUESE EAST AFRICA	Steam	..	..	..	..	..	..	..
MADAGASCAR	Steam	..	..	2	2,890	..	..	..
REUNION	Steam	..	..	..	..	..	..	..
GERMAN EAST AFRICA	Steam	..	..	..	..	..	..	..
ITALIAN EAST AFRICA (SOMALIA AND SOMALILAND)	Steam	..	..	..	..	..	..	..
FRENCH SOMALILAND	Steam	..	..	..	..	..	..	..
UNITED STATES OF AMERICA	{ Steam	..	..	..	..	..	..	..
	{ Sailing	..	..	..	..	..	..	..
CUBA	Steam	..	..	..	..	..	..	..
WEST INDIES (FRENCH)	Sailing	..	..	..	..	..	..	..
ARGENTINE REPUBLIC	Sailing	..	..	..	..	..	..	..
CHILE	{ Steam	..	..	..	..	..	..	..
	{ Sailing	..	..	..	..	..	..	..
<b>TOTAL FOREIGN COUNTRIES</b>	{ Steam	7	20,331	7	21,314	1	3,998	1 3,041
	{ Sailing	..	..	..	..	..	..	..
	<b>Total</b>	7	20,331	7	21,314	1	3,998	1 3,041
<b>TOTAL. UNITED KINGDOM, BRITISH POSSESSIONS, AND FOREIGN COUNTRIES</b>	{ Steam	19	41,738	17	38,577	1	3,998	1 3,041
	{ Sailing	..	..	..	..	..	..	..
	<b>Total</b>	19	41,738	17	38,577	1	3,998	1 3,041

\* None cleared

AND NATIONALITY OF VESSELS

ENTERED and CLEARED with CARGOES from and to each COUNTRY at PORTS in BRITISH INDIA, each country, in the Official Year 1920-21—continued

NATIONALITY								COUNTRIES WHENCE ENTERED AND TO WHICH CLEARED
IRANIAN				NORWEGIAN				
Entered		Cleared		Entered		Cleared		
vessels	tons	vessels	tons	vessels	tons	vessels	tons	
..	..	..	..	..	..	1	2,836	Steam Sailing } UNITED KINGDOM AND BRITISH POSSESSIONS—
..	..	2	8,226	1	860	1	860	Steam Sailing } UNITED KINGDOM
..	..	..	..	..	..	..	..	Steam } ADEN AND DEPENDENCIES
..	..	..	..	..	..	..	..	Steam } BAHRAIN ISLANDS
..	..	..	..	..	..	..	..	Sailing } MALDIVES
3	10,008	3	10,042	..	..	13	18,311	Steam Sailing } CYPRUS
..	..	..	..	1	1,102	2	2,135	Steam Sailing } STRAITS SETTLEMENTS (INCLUDING LABUAN)
..	..	..	..	..	..	..	..	Steam } FEDERATED MALAY STATES
..	..	..	..	1	2,692	2	2,168	Steam } HONGKONG
..	..	1	2,821	..	..	1	3,607	Steam } EGYPT
..	..	..	..	..	..	..	..	Steam Sailing } CAPE COLONY
..	..	..	..	..	..	..	..	Steam } NAVAL
..	..	..	..	1	800	..	..	Steam } MAURITIUS AND DEPENDENCIES (INCLUDING SEYCHELLES)
..	..	..	..	..	..	..	..	Steam Sailing } EAST AFRICAN PROTECTORATE (INCLUDING ZANZIBAR AND PEMBA)
..	..	..	..	..	..	..	..	Steam } CANADA
..	..	..	..	..	..	3	10,575	Steam } BRITISH WEST INDIA ISLANDS
..	..	..	..	..	..	..	..	Steam } AUSTRALIAN COMMONWEALTH
..	..	..	..	..	..	..	..	Steam } NEW ZEALAND
3	10,008	6	21,089	4	5,514	23	40,542	Steam Sailing } TOTAL UNITED KINGDOM AND BRITISH POSSESSIONS
3	10,008	6	21,089	4	5,514	23	40,542	Total }
..	..	..	..	..	..	..	..	Steam } FOREIGN COUNTRIES—
..	..	..	..	5	14,080	..	..	Steam } RUSSIA
..	..	..	..	8	28,325	7	20,141	Steam } SWEDEN
..	..	..	..	..	..	1	3,811	Steam } NORWAY
..	..	..	..	..	..	..	..	Steam } DENMARK
1	3,167	..	..	2	5,772	..	..	Steam Sailing } GERMANY
..	..	..	..	..	..	..	..	Steam } HOLLAND
..	..	2	5,087	..	..	..	..	Steam } BELGIUM
..	..	1	3,167	..	..	..	..	Steam } FRANCE
..	..	..	..	..	..	..	..	Steam } SPAIN
..	..	..	..	..	..	..	..	Steam } PORTUGAL
44	138,549	44	137,408	1	3,169	..	..	Steam } ITALY
..	..	4	11,062	..	..	..	..	Steam } AUSTRIA-HUNGARY
..	..	..	..	..	..	..	..	Steam } GREECE
..	..	..	..	2	2,126	2	2,126	Steam Sailing } TURKEY, ASIATIC
..	..	..	..	..	..	..	..	Steam } MANKAY TERRITORY AND TRUGAL OIL
..	..	..	..	..	..	..	..	Steam } PERIA
..	..	..	..	..	..	..	..	Steam } SUMATRA
1	2,226	..	..	..	..	1	3,811	Steam } JAVA
..	..	..	..	..	..	..	..	Steam } BORNEO (DUTCH)
..	..	..	..	..	..	..	..	Steam } CELEBES AND OTHER ISLANDS
..	..	..	..	16	11,481	17	13,273	Steam Sailing } SIAM
..	..	..	..	..	..	..	..	Steam } INDO CHINA (INCLUDING COCHIN CHINA, &c.)
..	..	..	..	..	..	..	..	Steam } PHILIPPINES
..	..	..	..	..	..	..	..	Steam } CHINA (EXCLUSIVE OF HONGKONG AND MACAO)
..	..	..	..	..	..	..	..	Steam Sailing } JAPAN
..	..	..	..	..	..	..	..	Steam } TRIPOLI
..	..	..	..	..	..	..	..	Steam } PORTUGUESE EAST AFRICA
..	..	..	..	..	..	..	..	Steam } MADAGASCAR
..	..	..	..	..	..	..	..	Steam } REUNION
..	..	..	..	..	..	..	..	Steam } GERMAN EAST AFRICA
..	..	..	..	..	..	..	..	Steam } ITALIAN EAST AFRICA (PUNTA AND SOUALIAND)
2	6,448	..	..	..	..	..	..	Steam } FRENCH SOMALILAND
..	..	..	..	..	..	..	..	Steam Sailing } UNITED STATES OF AMERICA
..	..	..	..	..	..	..	..	Steam Sailing } CUBA
..	..	..	..	..	..	..	..	Steam Sailing } WEST INDIES (FRENCH)
..	..	..	..	..	..	..	..	Steam Sailing } ARGENTINE REPUBLIC
..	..	..	..	..	..	..	..	Steam } CHILE
48	150,885	51	157,704	33	66,812	28	43,162	Steam Sailing } TOTAL FOREIGN COUNTRIES
48	150,885	51	157,704	33	66,812	28	43,162	Total }
51	160,093	57	178,728	37	71,326	51	88,704	Steam Sailing } TOTAL UNITED KINGDOM, BRITISH POSSESSIONS AND FOREIGN COUNTRIES
51	160,093	57	178,728	37	71,326	51	88,704	Total }

GENERAL TABLES  
SHIPPING

( 866 )

No. 8—continued

TRADE WITH EACH COUNTRY

NUMBER and TONNAGE of STEAM and SAILING VESSELS, including their REPEATED VOYAGES, the  
the NATIONALITY of the vessels employed in the Trade

COUNTRIES WHENCE ENTERED AND TO WHICH CLEARED	NATIONALITY																
	RUSSIAN				SWEDISH				JAPANESE				CHINESE				
	Entered		Cleared		Entered		Cleared		Entered		Cleared		Entered		Cleared		
	vessels	tons	vessels	tons	vessels	tons	vessels	tons	vessels	tons	vessels	tons	vessels	tons	vessels	tons	
UNITED KINGDOM AND BRITISH POSSESSIONS—																	
UNITED KINGDOM	Steam			1	4,740			1	2,481	3	9,968						
ADAN AND DEPENDENCIES	Steam							1	3,307					1	2,709		
BAHRAIN ISLANDS	Steam																
MALDIVES	Sailing																
Ceylon	Steam							2	5,634	10	20,827	1	3,318	2	3,761		
STRAITS SETTLEMENTS (INCLUDING LABUAN)	Sailing																
BRITISH BORNEO	Steam																
HONGKONG	Steam											1	992	1	2,651		
EGYPT	Steam			2	2,923			1	2,481	2	7,342	3	7,405				
CAPE COLONY	Steam																
NATAL	Sailing																
MAURITIUS AND DEPENDENCIES (INCLUDING SEYCHELLES)	Steam																
EAST AFRICAN PROTECTORATE (INCLUDING ZANZIBAR AND PEMBA)	Sailing																
SOMALILAND	Sailing																
AUSTRALIAN COMMONWEALTH	Steam									3	6,174						
TOTAL UNITED KINGDOM AND BRITISH POSSESSIONS	Steam			3	7,568			2	4,962	18	38,462	48	84,253	4	9,736	5	12,540
	Sailing																
	Total			3	7,568			2	4,962	18	38,462	48	84,253	4	9,736	5	12,540
FOREIGN COUNTRIES—																	
RUSSIA	Steam					10	31,904	3	9,903								
SWEDEN	Steam					4	12,282	2	6,776								
NORWAY	Steam							1	2,481								
DENMARK	Steam					5	15,013	3	10,252	4	14,775	2	6,726				
GERMANY	Steam																
BELGIUM	Steam																
FRANCE	Steam																
SPAIN	Steam									1	5,178						
PORTUGAL	Steam																
ITALY	Steam	1	3,523							2	7,175	1	1,918				
AUSTRIA-HUNGARY	Steam																
GREECE	Steam																
TURKEY, ASIATIC	Steam													3	4,641	3	4,641
	Sailing																
MASQAT TERRITORY AND TRUCIAL OMAN	Steam																
	Sailing																
PERZIA	Steam																
SIAM	Steam	2	1,332														
	Sailing																
INDO-CHINA (INCLUDING COCHIN-CHINA etc.)	Steam																
SUMATRA	Steam																
PHILIPPINES	Steam																
JAVA	Steam									16	36,036	3	5,869				
CHINA (EXCLUSIVE OF HONGKONG AND MACAO)	Sailing															2	3,761
JAPAN	Steam			1	3,523					98	285,720	103	278,308				
CZECHS AND OTHER ISLANDS	Steam																
FRENCH WEST AFRICA	Steam																
PORTUGUESE EAST AFRICA	Steam									1	4,259						
MADAGASCAR	Sailing																
REUNION	Steam																
ITALIAN EAST AFRICA (EMIRATA AND SOMALILAND)	Steam																
GERMAN EAST AFRICA	Sailing																
UNITED STATES OF AMERICA	Steam							6	14,603	16	53,472	15	54,051				
	Sailing																
CUBA	Steam																
	Sailing																
BRASIL	Steam																
URUGUAY	Steam											3	10,910				
ARGENTINE REPUBLIC	Steam																
CHILE	Sailing											2	6,426				
PERU	Steam																
TOTAL FOREIGN COUNTRIES	Steam	3	4,855	1	3,523	19	58,499	15	44,015	136	406,015	129	384,108	3	4,641	5	9,401
	Sailing																
	Total	3	4,855	1	3,523	19	58,499	15	44,015	136	406,015	129	384,108	3	4,641	5	9,401
TOTAL UNITED KINGDOM, BRITISH POSSESSIONS, AND FOREIGN COUNTRIES	Steam	3	4,855	4	11,086	19	58,499	17	49,977	151	445,077	177	448,361	7	14,377	10	20,941
	Sailing																
	Total	3	4,855	4	11,086	19	58,499	17	49,977	151	445,077	177	448,361	7	14,377	10	20,941



AND NATIONALITY OF VESSELS

ENTERED and CLEARED with CARGOES from and to each COUNTRY at PORTS in BRITISH INDIA, distinguishing with each country, in the Official Year 1920-21—continued

NATIONALITY															COUNTRIES WHENCE ENTERED AND TO WHICH CLEARED		
GREEK		SPANISH				AMERICAN				BELGIAN							
Entered		Cleared		Entered		Cleared		Entered		Cleared		Entered		Cleared			
vessels	tons	vessels	tons	vessels	tons	vessels	tons	vessels	tons	vessels	tons	vessels	tons	vessels	tons		
1	1,822	..	..	..	..	..	..	1	2,894	..	..	2	4,394	1	2,197	UNITED KINGDOM AND BRITISH POSSESSIONS—	
..	..	..	..	..	..	..	..	..	..	..	..	..	..	..	..	Steam UNITED KINGDOM	
..	..	..	..	..	..	..	..	..	..	..	..	..	..	..	..	Steam ADEN AND DEPENDENCIES	
..	..	..	..	..	..	..	..	..	..	..	..	..	..	..	..	Steam } BARKER ISLANDS	
..	..	..	..	..	..	..	..	..	..	..	..	..	..	..	..	Sailing } MALDIVES	
..	..	1	3,338	..	..	..	..	3	12,266	3	9,603	..	..	..	..	Steam } CEYLON	
..	..	..	..	..	..	..	..	..	..	..	..	..	..	..	..	Sailing } STRAITS SETTLEMENTS (INCLUDING LABUAN)	
..	..	1	3,192	..	..	..	..	1	1,634	2	2,910	..	..	..	..	Steam BRITISH BORNEO	
..	..	..	..	..	..	..	..	..	..	..	..	..	..	..	..	Steam HONGKONG	
..	..	1	3,338	1	3,026	..	..	40	65,165	27	44,208	..	..	..	..	Steam EGYPT	
..	..	..	..	..	..	..	..	2	7,222	5	15,947	..	..	..	..	Steam } CAPE COLONY	
..	..	..	..	..	..	..	..	..	..	..	..	..	..	..	..	Sailing } NATAL	
..	..	..	..	..	..	..	..	..	..	..	..	..	..	..	..	Steam MAURITIUS AND DEPENDENCIES (INCLUDING REUNION)	
..	..	..	..	..	..	..	..	..	..	..	..	..	..	..	..	Steam } EAST AFRICAN PROTECTORATES (INCLUDING ZAMBIA AND KEMBA)	
..	..	..	..	..	..	..	..	..	..	..	..	..	..	..	..	Sailing SOMALILAND	
..	..	..	..	..	..	..	..	..	..	..	..	..	..	..	..	Steam AUSTRALIAN COMMONWEALTH	
1	1,822	3	9,868	3	3,026	..	..	47	69,001	38	78,368	2	4,394	1	2,197	Steam } TOTAL UNITED KINGDOM AND BRITISH POSSESSIONS	
1	1,822	3	9,868	1	3,026	..	..	47	80,001	38	78,368	2	4,394	1	2,197	Total } FOREIGN COUNTRIES—	
..	..	..	..	..	..	..	..	..	..	..	..	..	..	..	..	Steam RUSSIA	
..	..	..	..	..	..	..	..	..	..	..	..	..	..	..	..	Steam SWEDEN	
..	..	..	..	..	..	..	..	..	..	..	..	..	..	..	..	Steam NORWAY	
..	..	..	..	..	..	..	..	..	..	..	..	..	..	..	..	Steam DENMARK	
..	..	..	..	..	..	..	..	..	..	1	3,026	..	..	..	..	Steam GERMANY	
..	..	..	..	..	..	..	..	..	..	..	1	3,450	1	1,843	2	3,056	Steam BELGIUM
..	..	2	6,111	..	..	2	5,772	..	..	..	..	..	..	..	..	Steam FRANCE	
..	..	..	..	1	2,746	..	..	..	..	..	..	..	..	..	..	Steam SPAIN	
..	..	..	..	..	..	..	..	..	..	..	..	..	..	..	..	Steam PORTUGAL	
..	..	..	..	..	..	..	..	..	..	..	..	..	..	..	..	Steam ITALY	
..	..	..	..	..	..	..	..	..	..	..	..	..	..	..	..	Steam AUSTRIA-HUNGARY	
..	..	1	1,292	..	..	..	..	..	..	..	..	..	..	..	..	Steam GREECE	
..	..	..	..	..	..	..	..	..	..	..	..	..	..	..	..	Steam } TURKEY, ASIATIC	
..	..	..	..	..	..	..	..	..	..	..	..	..	..	..	..	Sailing } MASCAT TERRITORY AND TRUCIAL OMAN	
..	..	..	..	..	..	..	..	..	..	..	..	..	..	..	..	Steam PERSIA	
..	..	..	..	..	..	..	..	..	..	..	..	..	..	..	..	Steam } SIAM	
..	..	..	..	..	..	..	..	..	..	..	..	..	..	..	..	Sailing } INDO-CHINA (INCLUDING COCHIN (CHINA, &c.))	
..	..	..	..	..	..	..	..	1	6,099	2	3,447	..	..	..	..	Steam SUMATRA	
..	..	..	..	..	..	..	..	2	8,600	..	..	..	..	..	..	Steam PHILIPPINES	
..	..	..	..	..	..	..	..	..	..	..	..	..	..	..	..	Steam } JAVA	
..	..	..	..	..	..	..	..	..	..	6	9,675	..	..	..	..	Steam CHINA (EXCLUDING HONGKONG AND MACAO)	
..	..	..	..	..	..	..	..	..	..	..	..	..	..	..	..	Steam JAPAN	
..	..	..	..	..	..	..	..	..	..	..	..	..	..	..	..	Steam CELEBES AND OTHER ISLANDS	
..	..	..	..	..	..	..	..	1	1,924	..	..	..	..	..	..	Steam FRENCH WEST AFRICA	
..	..	..	..	..	..	..	..	..	..	..	..	..	..	..	..	Steam } PORTUGUESE EAST AFRICA	
..	..	..	..	..	..	..	..	..	..	..	..	..	..	..	..	Steam MADAGASCAR	
..	..	..	..	..	..	..	..	..	..	..	..	..	..	..	..	Steam REUNION	
..	..	..	..	..	..	..	..	..	..	..	..	..	..	..	..	Steam ITALIAN EAST AFRICA (ERITREA AND SOMALILAND)	
..	..	..	..	..	..	..	..	..	..	..	..	..	..	..	..	Sailing GERMAN EAST AFRICA	
..	..	..	..	..	..	..	..	60	226,504	62	240,886	..	..	..	..	Steam } UNITED STATES OF AMERICA	
..	..	..	..	..	..	..	..	..	..	..	..	..	..	..	..	Sailing } CUBA	
..	..	..	..	..	..	..	..	..	..	..	..	..	..	..	..	Steam FRANCE	
..	..	..	..	..	..	..	..	..	..	..	..	..	..	..	..	Steam URUGUAY	
..	..	..	..	..	..	..	..	..	..	..	..	..	..	..	..	Steam ARGENTINE REPUBLIC	
..	..	..	..	..	..	..	..	..	..	..	..	..	..	..	..	Sailing CHILE	
..	..	..	..	..	..	..	..	..	..	..	..	..	..	..	..	Steam PERU	
..	..	3	7,403	1	2,746	2	5,772	64	242,127	72	290,517	1	1,843	2	6,780	Steam } TOTAL FOREIGN COUNTRIES	
..	..	..	..	..	..	..	..	..	..	..	..	..	..	..	..	Sailing } BRITISH POSSESSIONS AND FOREIGN COUNTRIES	
..	..	3	7,403	1	2,746	2	5,772	64	242,127	72	290,517	1	1,843	2	6,780	Total } FOREIGN COUNTRIES	
1	1,822	6	17,271	2	5,772	2	5,772	111	331,218	110	324,885	3	6,237	4	8,977	Steam } TOTAL UNITED KINGDOM, BRITISH POSSESSIONS, AND FOREIGN COUNTRIES	
1	1,822	6	17,271	2	5,772	2	5,772	111	331,218	110	324,885	3	6,237	4	8,977	Total } FOREIGN COUNTRIES	

GENERAL TABLES  
SHIPPING

( 568 )

No. 8—continued

TRADE WITH EACH COUNTRY

NUMBER and TONNAGE of STEAM and SAILING VESSELS, including their repeated voyages that ENTERED and CLEARED, and NATIONALITY of the vessels employed in the Trade with each of the above countries

COUNTRIES WHENCE ENTERED AND TO WHICH CLEARED	TOTAL FOREIGN		BRITISH		TOTAL		
	Entered	Cleared	Entered	Cleared	Entered	Cleared	
	vessels	tons	vessels	tons	vessels	tons	
<b>UNITED KINGDOM AND BRITISH POSSESSIONS—</b>							
UNITED KINGDOM	6	17,051	4	12,304	..	..	..
GIBRALTAR	..	..	1	4,236	..	..	..
MALTA AND GOZO	..	..	..	..	..	..	..
ADEN AND DEPENDENCIES	5	11,552	3	9,086	..	..	..
BAHRAIN ISLANDS	..	..	..	..	..	..	..
MALDIVES	..	..	..	..	3	466	1
CEYLON	18	44,321	44	88,520	33	1,678	24
STRAITS SETTLEMENTS (INCLUDING LABUAN)	8	15,322	46	81,270	..	..	..
FEDERATED MALAY STATES	..	..	..	..	..	..	..
BRITISH BORNEO	..	..	..	..	..	..	..
TERRITORY OF PAPUA	..	..	..	..	..	..	..
HONGKONG	42	63,869	30	49,033	..	..	..
EGYPT	9	29,927	15	40,734	..	..	..
SINRA LEONE	..	..	..	..	..	..	..
ST. HELENA	..	..	..	..	..	..	..
CAPE COLONY	..	..	..	..	..	..	..
NATAL	..	..	..	..	..	..	..
MAURITIUS AND DEPENDENCIES (INCLUDING SEYCHELLES)	1	860	..	..	..	..	1
EAST AFRICAN PROTECTORATE (INCLUDING ZANZIBAR AND PEMBA)	..	..	..	..	..	..	..
SOMALILAND	..	..	..	..	..	..	..
CANADA	..	..	..	..	..	..	..
BRITISH WEST INDIA ISLANDS	..	..	..	..	..	..	..
BRITISH GUIANA	..	..	..	..	..	..	..
AUSTRALIAN COMMONWEALTH	3	6,174	5	18,454	..	..	..
NEW ZEALAND	..	..	..	..	..	..	..
FJI ISLANDS	..	..	..	..	..	..	..
TOTAL UNITED KINGDOM AND BRITISH POSSESSIONS	92	194,076	148	303,646	36	2,144	26
<b>FOREIGN COUNTRIES—</b>							
RUSSIA	..	..	..	..	..	..	..
SWEDEN	15	46,143	3	9,908	..	..	..
NORWAY	12	40,607	9	26,917	..	..	..
DENMARK	..	..	3	9,413	..	..	..
GERMANY	24	84,877	11	42,070	..	..	..
HOLLAND	22	94,245	5	19,395	..	..	..
BELGIUM	3	10,396	14	53,493	..	..	..
FRANCE	3	12,121	8	27,233	..	..	..
SPAIN	..	..	..	..	..	..	..
PORTUGAL	3	10,779	..	..	..	..	..
ARGENTINA	1	3,998	..	..	..	..	..
ITALY	..	..	..	..	..	..	..
AUSTRIA-HUNGARY	48	152,116	46	142,003	..	..	..
ROMANIA	..	..	4	11,952	..	..	..
GREECE	..	..	..	..	..	..	..
TO NEARBY EUROPEAN (INCLUDING CRETE OR CANDIA)	..	..	1	1,292	..	..	..
TURKEY, ASIATIC	5	6,767	5	6,767	..	..	..

AND NATIONALITY OF VESSELS

and CLEARED with CARGOES from and to each COUNTRY at PORTS in BRITISH INDIA, distinguishing the country, in the Official Year 1920-21—continued

LITY		RAFT		BRITISH INDIAN		FOREIGN				TOTAL BRITISH, BRITISH INDIAN, FOREIGN, AND NATIVE CRAFT				COUNTRIES WHENCE ENTERED AND TO WHICH CLEARED
Entered		Cleared		Entered		Cleared		Entered		Cleared		Entered	Cleared	
vessels	tons	vessels	tons	vessels	tons	vessels	tons	vessels	tons	vessels	tons			vessels
..	..	..	..	..	..	..	..	477	1,983,685	341	1,438,482	..	..	UNITED KINGDOM AND BRITISH POSSESSIONS—
..	..	..	..	..	..	..	..	..	..	..	..	..	..	Steam } UNITED KINGDOM
..	..	..	..	..	..	..	..	..	..	..	..	..	..	Sailing } GIBRALTAR
..	..	..	..	..	..	..	..	..	..	..	..	..	..	Steam } MALTA AND GOSO
..	..	..	..	..	..	..	..	37	89,316	35	84,371	..	..	Steam } ADEN AND DEPENDENCIES
4	434	5	906	4	800	26	2,000	6	1,234	32	4,131	..	..	Sailing } BAHRAIN ISLANDS
..	..	..	..	..	..	..	..	..	..	..	..	..	..	Steam } MALDIVES
..	..	..	..	..	..	..	..	..	..	..	..	..	..	Sailing } CEYLON
4	333	42	4,385	2	81	44	4,125	6	414	88	8,510	..	..	Steam } STRAITS SETTLEMENTS (INCLUDING LABUAN)
..	..	..	..	..	..	..	..	..	..	..	..	..	..	Sailing } FEDERATED MALAY STATES
4	457	3	372	4	135	2	57	12	1,165	6	674	..	..	Steam } BRITISH BORNEO
..	..	..	..	..	..	..	..	..	..	..	..	..	..	Steam } TERRITORY OF PAPUA
..	..	..	..	..	..	..	..	..	..	..	..	..	..	Steam } HONGKONG
98	7,646	147	18,338	..	..	..	..	..	..	..	..	..	..	Steam } EGYPT
..	..	..	..	..	..	..	..	..	..	..	..	..	..	Steam } SIERRA LEONE
4	862	4	207	9	537	9	540	18	899	17	1,627	..	..	Steam } ST. HELENA
..	..	..	..	..	..	..	..	..	..	..	..	..	..	Sailing } CAPE COLONY
..	..	..	..	..	..	..	..	..	..	..	..	..	..	Steam } NATAL
..	..	..	..	..	..	..	..	..	..	..	..	..	..	Sailing } MAURITIUS AND DEPENDENCIES (INCLUDING REUNIONS)
..	..	..	..	..	..	..	..	..	..	..	..	..	..	Steam } EAST AFRICAN PROTECTORATE (INCLUDING ZAMBIA AND PENINS)
1	73	1	73	..	..	..	..	..	..	..	..	..	..	Sailing } SOMALILAND
..	..	..	..	..	..	..	..	..	..	..	..	..	..	Steam } CANADA
13	1,192	13	1,722	..	..	14	2,615	13	1,192	43	6,139	..	..	Steam } BRITISH WEST INDIA ISLANDS
..	..	..	..	..	..	..	..	..	..	..	..	..	..	Steam } BRITISH GUIANA
..	..	..	..	..	..	..	..	..	..	..	..	..	..	Steam } AUSTRALIAN COMMONWEALTH
..	..	..	..	..	..	..	..	..	..	..	..	..	..	Steam } NEW ZEALAND
..	..	..	..	..	..	..	..	..	..	..	..	..	..	Steam } FIJI ISLANDS
..	..	..	..	..	..	..	..	1,483	3,592,314	1,516	3,556,968	..	..	Steam } TOTAL UNITED KINGDOM AND BRITISH POSSESSIONS
128	10,497	220	21,003	19	1,553	95	10,827	398	29,505	703	79,192	..	..	Sailing } FOREIGN COUNTRIES—
128	10,497	220	21,003	19	1,553	95	10,827	1,771	3,621,819	2,219	3,626,174	..	..	Steam } RUSSIA
..	..	..	..	..	..	..	..	..	..	..	..	..	..	Steam } SWEDEN
..	..	..	..	..	..	..	..	..	..	..	..	..	..	Steam } NORWAY
..	..	..	..	..	..	..	..	..	..	..	..	..	..	Steam } DENMARK
..	..	..	..	..	..	..	..	..	..	..	..	..	..	Steam } GERMANY
..	..	..	..	..	..	..	..	..	..	..	..	..	..	Sailing } HOLLAND
..	..	..	..	..	..	..	..	..	..	..	..	..	..	Steam } BELGIUM
..	..	..	..	..	..	..	..	..	..	..	..	..	..	Steam } FRANCE
..	..	..	..	..	..	..	..	..	..	..	..	..	..	Sailing } SPAIN
..	..	..	..	..	..	..	..	..	..	..	..	..	..	Steam } PORTUGAL
..	..	..	..	..	..	..	..	..	..	..	..	..	..	Steam } AZORES
..	..	..	..	..	..	..	..	..	..	..	..	..	..	Steam } AUSTRIA-HUNGARY
..	..	..	..	..	..	..	..	..	..	..	..	..	..	Steam } ROMANIA
..	..	..	..	..	..	..	..	..	..	..	..	..	..	Steam } GREECE
..	..	..	..	..	..	..	..	..	..	..	..	..	..	Steam } TURKEY, EUROPEAN (INCLUDING CRETE OR CARIA)
..	..	..	..	..	..	..	..	..	..	..	..	..	..	Sailing } TURKEY, ASIATIC
105	12,232	59	7,561	115	12,343	51	4,242	220	24,576	110	11,803	..	..	..

GENERAL TABLES  
SHIPPING

( 870 )

No. 8—concluded

TRADE WITH EACH COUNTRY

NUMBER and TONNAGE of STEAM and SAILING VESSELS, including their repeated voyages, that ENTERED  
NATIONALITY of the vessels employed in the Trade with each

COUNTRIES WHENCE ENTERED AND TO WHICH CLEARED		NATION								
		NATIVE								
		TOTAL FOREIGN				BRITISH				
		Entered		Cleared		Entered		Cleared		
FOREIGN COUNTRIES—continued										
ARABIA—										
MARKAT TERRITORY AND TRUCIAL OMAN	Steam	..	..	..	..	..	..	..	..	..
	Sailing	..	..	..	..	..	..	..	..	..
OTHER NATIVE STATES IN ARABIA	Steam	..	..	..	..	..	..	..	..	..
	Sailing	..	..	..	..	..	..	..	..	..
PERSIA	Steam	..	..	..	..	..	..	..	..	..
	Sailing	..	..	..	..	..	..	..	..	..
HENDJAM ISLAND	Steam	..	..	..	..	..	..	..	..	..
	Sailing	..	..	..	..	..	..	..	..	..
SUMATRA	Steam	..	..	2	4,125	..	..	..	..	..
	Sailing	..	..	..	..	..	..	..	..	..
JAVA	Steam	38	103,415	24	73,003	..	..	..	..	..
	Sailing	..	..	..	..	..	..	..	..	..
BORNEO (DUTCH)	Steam	2	2,189	..	..	..	..	..	..	..
CELIBES AND OTHER ISLANDS	Steam	1	2,875	..	..	..	..	..	..	..
SIAM	Steam	26	21,737	21	15,171	..	..	..	..	..
	Sailing	..	..	..	..	..	..	..	..	..
INDO-CHINA (INCLUDING COCHIN CHINA, ETC.)	Steam	1	1,066	..	..	..	..	..	..	..
	Sailing	..	..	..	..	..	..	..	..	..
PHILIPPINES	Steam	1	5,090	2	3,447	..	..	..	..	..
MACAO	Steam	..	..	..	..	..	..	..	..	..
CHINA (EXCLUSIVE OF HONGKONG AND MACAO)	Steam	..	..	8	13,441	..	..	..	..	..
	Sailing	..	..	..	..	..	..	..	..	..
JAPAN	Steam	98	285,720	107	280,587	..	..	..	..	..
	Sailing	..	..	..	..	..	..	..	..	..
TUNIS	Steam	..	..	..	..	..	..	..	..	..
ALGERIA	Steam	..	..	..	..	..	..	..	..	..
PORTUGUESE EAST AFRICA	Steam	2	6,188	..	..	..	..	..	..	..
	Sailing	..	..	..	..	..	..	..	..	..
MADAGASCAR	Steam	..	..	2	2,890	..	..	..	..	..
	Sailing	..	..	..	..	..	..	1	144	..
REUNION	Steam	..	..	..	..	..	..	..	..	..
	Sailing	..	..	..	..	..	..	..	..	..
GERMAN EAST AFRICA	Steam	..	..	..	..	..	..	..	..	..
	Sailing	..	..	..	..	..	..	..	..	..
ITALIAN EAST AFRICA (BRITISH AND SOMALILAND)	Steam	2	6,443	..	..	..	..	..	..	..
	Sailing	..	..	..	..	..	..	..	..	..
FRENCH SOMALILAND	Steam	..	..	..	..	..	..	..	..	..
	Sailing	..	..	..	..	..	..	..	..	..
UNITED STATES OF AMERICA	Steam	77	284,281	85	318,298	..	..	..	..	..
	Sailing	..	..	..	..	..	..	..	..	..
GUVA	Steam	..	..	..	..	..	..	..	..	..
	Sailing	..	..	..	..	..	..	..	..	..
PORTO RICO	Steam	..	..	..	..	..	..	..	..	..
WEST INDIES (FRENCH)	Steam	..	..	..	..	..	..	..	..	..
	Sailing	..	..	..	..	..	..	..	..	..
MEXICO	Steam	..	..	..	..	..	..	..	..	..
	Sailing	..	..	..	..	..	..	..	..	..
BRAZIL	Steam	..	..	3	10,810	..	..	..	..	..
	Sailing	..	..	..	..	..	..	..	..	..
COSTA RICA	Steam	..	..	..	..	..	..	..	..	..
PANAMA	Steam	..	..	..	..	..	..	..	..	..
URUGUAY	Steam	..	..	..	..	..	..	..	..	..
COLOMBIA	Steam	..	..	..	..	..	..	..	..	..
ARGENTINE REPUBLIC	Steam	..	..	3	6,426	..	..	..	..	..
	Sailing	..	..	..	..	..	..	..	..	..
CHILE	Steam	..	..	..	..	..	..	..	..	..
	Sailing	..	..	..	..	..	..	..	..	..
PERU	Steam	..	..	..	..	..	..	..	..	..
	Sailing	..	..	..	..	..	..	..	..	..
ISLANDS IN THE PACIFIC	Steam	..	..	..	..	..	..	..	..	..
	Sailing	..	..	..	..	..	..	..	..	..
TOTAL FOREIGN COUNTRIES	Steam	384	1,185,057	367	1,088,536	..	..	..	..	..
	Sailing	..	..	..	..	..	..	1	144	..
	Total	384	1,185,057	367	1,088,536	..	..	1	144	..
TOTAL UNITED KINGDOM, BRITISH POSSESSIONS, AND FOREIGN COUNTRIES	Steam	476	1,379,133	515	1,392,162	36	2,144	27	2,415	..
	Sailing	..	..	..	..	..	..	..	..	..
	Total	476	1,379,133	515	1,392,162	36	2,144	27	2,415	..

AND NATIONALITY OF VESSELS

and CLEARED with CARGOES from and to each COUNTRY at PORTS in BRITISH INDIA, distinguishing the country, in the Official Year 1920-21—concluded.

PORT

BRITISH INDIAN				FOREIGN				TOTAL BRITISH, BRITISH INDIAN, FOREIGN, AND NATIVE CRAFT				COUNTRIES WHENCE ENTERED AND TO WHICH CLEARED
Entered		Cleared		Entered		Cleared		Entered		Cleared		
vessels	tons	vessels	tons	vessels	tons	vessels	tons	vessels	tons	vessels	tons	
84	10,030	107	18,060	95	8,570	101	10,324	184	19,568	208	28,234	ARABIA— Steam } MARKET TERRITORY AND TRUCI Sailing } OMAN
17	2,120	22	3,116	16	2,838	66	6,910	33	4,953	88	9,726	Steam } OTHER NATIVE STATES IN ARABIA Sailing }
29	2,984	40	4,391	66	4,795	38	4,120	43	87,050	38	78,638	Steam } PERSIA Sailing }
				1	21			2	1,516		3,511	Steam } HENZIAN ISLAND Sailing }
								4	12,868	12	20,296	Steam } SUMATRA Sailing }
								73	217,041	48	150,922	Steam } JAWA Sailing }
								20	40,136	4	11,639	Steam } BORNEO (DUTCH) Sailing }
								3	8,268			Steam } CELEBES AND OTHER ISLANDS Sailing }
		9	283			1	61	26	21,737	21	16,171	Steam } SIAM Sailing }
								1	1,068	9	283	Steam } INDO-CHINA (INCLUDING COCHIN- Sailing } CHINA, ETC.) Sailing } PHILIPPINES
								1	5,099	1	61	Steam } MACAO Sailing }
								32	111,517	27	60,341	Steam } CHINA (EXCLUSIVE OF HONGKONG AND Sailing } MACAO)
								153	467,468	104	568,235	Steam } JAPAN Sailing }
								1	1,875			Steam } TUNIS Sailing }
								1	2,797			Steam } ALGERIA Sailing }
8	836	29	2,611	1	29	2	170	6	18,059	1	1,394	Steam } PORTUGUESE EAST AFRICA Sailing }
5	556	8	719					9	665	31	2,781	Steam } MADAGASCAR Sailing }
								5	636	2	2,890	Steam } REUNION Sailing }
								1	1,500			Steam } GERMAN EAST AFRICA Sailing }
		2	309					8	21,682	2	309	Steam } ITALIAN EAST AFRICA (ERITREA AND Sailing } SOMALILAND)
				3	230	4	225	3	230	4	225	Steam } FRENCH SOMALILAND Sailing }
								168	606,873	168	606,979	Steam } UNITED STATES OF AMERICA Sailing }
										4	11,252	Steam } CUBA Sailing }
												Steam } PORTO RICO Sailing }
												Steam } WEST INDIES (FRANCE) Sailing }
												Steam } MEXICO Sailing }
										7	21,297	Steam } BRAZIL Sailing }
												Steam } COSTA RICA Sailing }
												Steam } PANAMA Sailing }
										8	23,199	Steam } URUGUAY Sailing }
												Steam } COLOMBIA Sailing }
										5	17,929	Steam } ARGENTINE REPUBLIC Sailing }
										10	22,675	Steam } CHILE Sailing }
												Steam } PERU Sailing }
												Steam } ISLANDS IN THE PACIFIC Sailing }
28,769	276	32,050	306	28,921	258	25,652	258	999	2,850,660	1,190	2,231,723	Steam } TOTAL FOREIGN COUNTRIES Sailing } Total }
39,266	495	53,063	315	30,474	353	35,979	353	2,432	6,472,974	2,706	6,909,705	Steam } TOTAL UNITED KINGDOM, Sailing } BRITISH POSSESSIONS, AND Total } FOREIGN COUNTRIES
39,266	496	53,053	315	30,474	353	35,979	353	2,827	6,861,031	3,944	7,045,743	

GENERAL TABLES  
SHIPPING

TRADE WITH EACH COUNTRY

NUMBER and TONNAGE of STEAM and SAILING VESSELS, including their repeated voyages, that ENTERED and CLEARED NATIONALITY of the vessels employed in

COUNTRIES WHENCE ENTERED AND TO WHICH CLEARED	BRITISH (OTHER THAN BRITISH INDIAN)		BRITISH INDIAN (OTHER THAN NATIVE CRAFT)				DANISH		DUTCH				OTHER NATIONALITIES			
	Entered		Cleared		Entered		Cleared		Cleared*		Entered		Cleared.		Entered	
	vessels	tons	vessels	tons	vessels	tons	vessels	tons	vessels	tons	vessels	tons	vessels	tons	vessels	tons
UNITED KINGDOM AND BRITISH POSSESSIONS—																
UNITED KINGDOM . . . . . Steam	16	37,106	6	15,562	..	..	..	..	..	..	..	..	..	..	..	..
GIBRALTAR . . . . . Steam	..	..	..	..	..	..	..	..	..	..	..	..	..	..	..	..
MALTA AND GORO . . . . . Steam	..	..	..	..	..	..	..	..	..	..	..	..	..	..	..	..
ADEN AND DEPENDENCIES . . Steam	24	58,567	1	721	2	5,381	..	..	..	..	..	..	..	..	..	..
BAHRAIN ISLANDS . . . . . Steam	..	..	..	..	..	..	..	..	..	..	..	..	..	..	..	..
MADDIVES . . . . . Sailing	..	..	..	..	1	127	..	..	..	..	..	..	..	..	..	..
CEYLON . . . . . { Steam	163	426,952	19	64,695	2	4,411	..	..	..	..	..	..	..	..	..	..
{ Sailing	10	1,483	7	398	163	24,308	15	2,904	..	..	1	2,477	..	..	..	..
STRAITS SETTLEMENTS (IN- { Steam	47	70,564	7	16,938	1	512	..	..	..	..	..	..	..	..	..	..
{ Sailing	..	..	..	..	1	297	..	..	..	..	..	..	..	..	..	..
FEDERATED MALAY STATES . . Steam	19	20,345	..	..	..	..	..	..	..	..	..	..	..	..	..	..
BRITISH BORNEO . . . . . Steam	..	..	..	..	..	..	..	..	..	..	..	..	..	..	..	..
HONGKONG . . . . . { Steam	..	..	..	..	..	..	..	..	..	..	..	..	..	..	..	..
{ Sailing	..	..	1	389	..	..	..	..	..	..	..	..	..	..	..	..
EGYPT . . . . . Steam	57	100,006	5	14,247	..	..	..	..	..	..	..	..	..	..	..	..
CAPE COLONY . . . . . { Steam	4	10,936	..	..	..	..	..	..	..	..	..	..	..	..	..	..
{ Sailing	..	..	..	..	..	..	..	..	..	..	..	..	..	..	..	..
NATAL . . . . . Steam	6	15,108	5	10,333	..	..	..	..	..	..	..	..	..	..	..	..
MAURITIUS AND DEPENDENCIES { Steam	9	22,551	..	..	..	..	..	..	..	..	..	..	..	..	..	..
{ Sailing	..	..	..	..	..	..	..	..	..	..	..	..	..	..	..	..
EAST AFRICAN PROTECTORATE { Steam	1	243	1	2,431	..	..	..	..	..	..	..	..	..	..	..	..
{ Sailing	..	..	..	..	..	..	..	..	..	..	..	..	..	..	..	..
SOMALILAND . . . . . Steam	..	..	..	..	..	..	..	..	..	..	..	..	..	..	..	..
CANADA . . . . . Steam	..	..	..	..	..	..	..	..	..	..	..	..	..	..	..	..
BRITISH WEST INDIA ISLANDS Steam	..	..	..	..	..	..	..	..	..	..	..	..	..	..	..	..
BRITISH GUIANA . . . . . Steam	2	4,340	..	..	..	..	..	..	..	..	..	..	..	..	..	..
AUSTRALIAN COMMONWEALTH { Steam	1	2,993	9	36,411	..	..	..	..	..	..	..	..	..	..	..	..
{ Sailing	..	..	..	..	..	..	..	..	..	..	..	..	..	..	..	..
FIJI ISLANDS . . . . . Steam	4	8,596	1	2,149	..	..	..	..	..	..	..	..	..	..	..	..
TOTAL UNITED KINGDOM AND BRITISH POSSESSIONS { Steam	343	844,306	64	108,502	5	10,304	..	..	..	..	..	..	..	..	..	..
{ Sailing	16	1,483	8	787	165	24,732	15	2,904	..	..	1	2,477	..	..	1	2,861
Total	359	845,789	72	109,289	170	35,036	15	2,904	..	..	1	2,477	..	..	1	2,861
FOREIGN COUNTRIES—																
RUSSIA . . . . . Steam	..	..	..	..	..	..	..	..	..	..	..	..	..	..	..	..
SWEDEN . . . . . Steam	..	..	..	..	..	..	..	..	..	..	..	..	..	..	..	..
GERMANY . . . . . Steam	..	..	..	..	..	..	..	..	..	..	..	..	..	..	..	..
HOLLAND . . . . . Steam	..	..	..	..	..	..	..	..	..	..	..	..	..	..	..	..
BELGIUM . . . . . Steam	..	..	..	..	..	..	..	..	..	..	..	..	..	..	..	..
FRANCE . . . . . Steam	..	..	..	..	..	..	..	..	..	..	..	..	..	..	..	..
SPAIN . . . . . Steam	1	2,670	..	..	..	..	..	..	..	..	..	..	..	..	..	..
PORTUGAL . . . . . Steam	..	..	..	..	..	..	..	..	..	..	..	..	..	..	..	..
ITALY . . . . . Steam	5	18,888	..	..	..	..	..	..	..	..	..	..	..	..	..	..
AUSTRIA-HUNGARY . . . . . Steam	..	..	..	..	..	..	..	..	..	..	..	..	..	..	..	..
BULGARIA . . . . . Steam	..	..	..	..	..	..	..	..	..	..	..	..	..	..	..	..
ROUMANIA . . . . . Steam	..	..	..	..	..	..	..	..	..	..	..	..	..	..	..	..
TURKEY, EUROPEAN . . . . . Steam	..	..	..	..	..	..	..	..	..	..	..	..	..	..	..	..
GREEK . . . . . Steam	..	..	1	3,173	..	..	..	..	..	..	..	..	..	..	..	..
TURKEY, ASIATIC . . . . . Steam	..	..	..	..	..	..	..	..	..	..	..	..	..	..	..	..
MASCAT TERRITORY . . . . . Steam	100	188,058	2	4,130	3	7,701	..	..	..	..	..	..	..	..	..	..
TRUCIAL OMAN . . . . . Steam	..	..	3	9,056	..	..	..	..	..	..	..	..	..	..	..	..
OTHER NATIVE STATES IN																
ARABIA . . . . . Steam	..	..	..	..	..	..	..	..	..	..	..	..	..	..	..	..
PERSIA . . . . . Steam	..	..	..	..	..	..	..	..	..	..	..	..	..	..	..	..
HENDJAN ISLAND . . . . . Steam	10	10,829	19	49,080	..	..	..	..	..	..	..	..	..	..	..	..
SUMATRA . . . . . Steam	..	..	..	..	..	..	..	..	..	..	..	..	..	..	..	..
JAVA . . . . . Steam	3	6,909	1	1,507	..	..	..	..	..	..	..	..	..	..	..	..
BORNEO (DUTCH) . . . . . Steam	..	..	18	62,598	..	..	..	..	..	..	..	..	..	..	..	..
CELEBES AND OTHER ISLANDS Steam	..	..	..	..	..	..	..	..	..	..	6	22,574	..	..	1	1,385
SIAM . . . . . Steam	..	..	..	..	..	..	..	..	..	..	..	..	..	..	..	..
INDO-CHINA (INCLUDING COCHIN CHINA, ETC.) Steam	..	..	1	2,015	..	..	..	..	..	..	..	..	..	..	..	..
PHILIPPINES . . . . . Steam	..	..	..	..	..	..	..	..	..	..	..	..	..	..	..	..
CHINA (EXCLUSIVE OF HONG-KONG AND MACAO) Steam	..	..	..	..	..	..	..	..	..	..	..	..	..	..	1	1,070
JAPAN . . . . . Steam	..	..	..	..	..	..	..	..	..	..	..	..	..	..	1	4,892
TRIPOLI . . . . . Steam	1	3,171	..	..	..	..	..	..	..	..	..	..	..	..	..	..
ALGERIA . . . . . Steam	..	..	..	..	..	..	..	..	..	..	..	..	..	..	..	..
PORTUGUESE EAST AFRICA Steam	..	..	..	..	..	..	..	..	..	..	..	..	..	..	..	..
MADAGASCAR . . . . . Steam	5	15,173	1	3,187	..	..	..	..	..	..	..	..	..	..	..	..
REUNION . . . . . Steam	..	..	..	..	..	..	..	..	..	..	..	..	..	..	..	..
GERMAN EAST AFRICA . . . . Steam	..	..	..	..	..	..	..	..	..	..	..	..	..	..	..	..
ITALIAN EAST AFRICA . . . . Steam	..	..	..	..	..	..	..	..	..	..	..	..	..	..	..	..
FRENCH SOMALILAND . . . . Steam	..	..	..	..	..	..	..	..	..	..	..	..	..	..	..	..
OTHER EAST AFRICAN PORTS Steam	2	5,983	..	..	..	..	..	..	..	..	..	..	..	..	..	..
UNITED STATES OF AMERICA { Steam	1	3,716	3	9,914	..	..	..	..	..	..	..	..	..	..	..	..
{ Sailing	..	..	..	..	..	..	..	..	..	..	..	..	..	..	..	..
CUBA . . . . . Steam	..	..	..	..	..	..	..	..	..	..	..	..	..	..	..	..
ARGENTINE REPUBLIC . . . . . Steam	..	..	..	..	..	..	..	..	..	..	..	..	..	..	..	..
TOTAL FOREIGN COUNTRIES { Steam	128	259,397	49	145,209	3	7,701	..	..	4	3,430	6	22,574	6	12,685	..	..
{ Sailing	..	..	..	..	..	..	..	..	..	..	..	..	..	..	..	..
Total	128	259,397	49	145,209	3	7,701	..	..	4	3,430	6	22,574	6	12,685	..	..
TOTAL UNITED KINGDOM, BRITISH POSSESSIONS, AND FOREIGN COUNTRIES { Steam	471	1,103,703	103	308,711	8	18,005	..	..	4	3,430	7	25,051	6	12,685	1	2,661
{ Sailing	16	1,483	8	737	105	24,732	15	2,904	..	..	..	..	..	..	..	..
Total	487	1,105,186	111	309,448	173	42,737	15	2,904	4	3,430	7	25,051	6	12,685	1	2,661

\* None entered

AND NATIONALITY OF VESSELS

and CLEARED in BALLAST from and to each COUNTRY at PORTS in BRITISH INDIA, distinguishing the Trade with each country, in the Official Year 1920-21

Cleared		Entered		Cleared		Entered		Cleared		Entered		Cleared		COUNTRIES WHENCE ENTERED AND TO WHICH CLEARED
vessels	tons	vessels	tons	vessels	tons	vessels	tons	vessels	tons	vessels	tons	vessels	tons	
														UNITED KINGDOM AND BRITISH POSSESSIONS—
														Steam } UNITED KINGDOM
														Steam } GIBRALTAR
														Steam } MALTA AND GORO
														Steam } ADEN AND DEPENDENCIES
														Steam } BAHREIN ISLANDS
														Sailing } MALDIVES
														Sailing } CEYLON
														Steam } STRAITS SETTLEMENTS (INCLUDING LANGKAT)
														Steam } FEDERATED MALAY STATES
														Steam } BRITISH BORNEO
														Steam } HONGKONG
														Steam } HONGKONG
														Steam } EGYPT
														Steam } CANE COLONY
														Sailing } NAVAL
														Steam } MAURITIUS AND DEPENDENCIES (INCLUDING REUNION)
														Sailing } EAST AFRICAN PROTECTORATE (INCLUDING ZAMBIA AND PENNA)
														Steam } SOMALILAND
														Steam } CANADA
														Steam } BRITISH WEST INDIA ISLANDS
														Steam } BRITISH GUIANA
														Steam } AUSTRALIAN COMMONWEALTH
														Steam } FIJI ISLANDS
														Steam } TOTAL UNITED KINGDOM AND BRITISH POSSESSIONS
														TOTAL
														FOREIGN COUNTRIES—
														Steam } RUSSIA
														Steam } SWEDEN
														Steam } GERMANY
														Steam } HOLLAND
														Steam } BELGIUM
														Steam } FRANCE
														Steam } SPAIN
														Steam } PORTUGAL
														Steam } ITALY
														Steam } AUSTRIA-HUNGARY
														Steam } BULGARIA
														Steam } ROMANIA
														Steam } TURKEY, EUROPEAN
														Steam } GREECE
														Steam } TURKEY, ASIATIC
														Steam } MASHAI TERRITORY AND TRUCIAL OMAN
														Steam } OTHER NATIVE STATES IN ARABIA
														Steam } PERSIA
														Steam } HENJIAN ISLAND
														Steam } SUMATRA
														Steam } JAVA
														Steam } BORNEO (DUTCH)
														Steam } CELEBES AND OTHER ISLANDS
														Steam } SIAM
														Steam } INDO-CHINA (INCLUDING COCHIN-CHINA, ETC.)
														Steam } PHILIPPINES
														Steam } CHINA (EXCLUSIVE OF HONG-KONG AND MACAO)
														Steam } JAPAN
														Steam } TRIPOLI
														Steam } ALGERIA
														Steam } PORTUGUESE EAST AFRICA
														Steam } MADAGASCAR
														Steam } REUNION
														Steam } GERMAN EAST AFRICA
														Steam } ITALIAN EAST AFRICA
														Steam } FRENCH SOMALILAND
														Steam } OTHER EAST AFRICAN PORTS
														Steam } UNITED STATES OF AMERICA
														Sailing } CUBA
														Sailing } ARGENTINE REPUBLIC
														Steam } TOTAL FOREIGN COUNTRIES
														TOTAL
														Steam } TOTAL UNITED KINGDOM, BRITISH POSSESSIONS, AND FOREIGN COUNTRIES
														Total





AND NATIONALITY OF VESSELS,

and CLEARED in BALLAST from and to each COUNTRY at PORTS in BRITISH INDIA, distinguishing the each country, in the Official Year 1920-21—continued

ALITY.												COUNTRIES WHENCE ENTERED AND TO WHICH CLEARED	
RUSSIAN		JAPANESE				GREEK		BELGIAN					
Cleared		Entered		Cleared		Entered*		Entered		Cleared			
vessels	tons	vessels	tons	vessels	tons	vessels	tons	vessels	tons	vessels	tons		
..	..	..	..	..	..	1	2,997	..	..	..	..	..	UNITED KINGDOM AND BRITISH POSSESSIONS—
..	..	1	2,380	..	..	1	3,338	..	..	..	..	..	Steam UNITED KINGDOM
..	..	..	..	..	..	..	..	..	..	..	..	..	Steam MALTA AND GORO
..	..	..	..	..	..	..	..	..	..	..	..	..	Steam ADMIRALTY DEPENDENCIES
..	..	24	68,165	5	10,738	..	..	..	..	..	..	..	Steam BAHAMIN ISLANDS
..	..	..	..	..	..	..	..	..	..	..	..	..	Steam } Ceylon
..	..	35	59,816	3	10,997	..	..	..	..	..	..	..	Sailing } Ceylon
..	..	..	..	..	..	1	3,338	..	..	..	..	..	Steam STRAITS SETTLEMENTS (INCLUDING LABUAN)
..	..	9	24,108	..	..	2	4,630	2	4,937	..	..	..	Steam HONGKONG
..	..	..	..	..	..	..	..	..	..	..	..	..	Steam EGYPT
..	..	..	..	..	..	..	..	..	..	..	..	..	Steam } Cape Colony
..	..	..	..	..	..	..	..	..	..	..	..	..	Sailing } Cape Colony
..	..	..	..	..	..	..	..	..	..	..	..	..	Steam } Natal
..	..	..	..	..	..	..	..	..	..	..	..	..	Sailing } Natal
..	..	..	..	..	..	..	..	..	..	..	..	..	Steam MAURITIUS AND DEPENDENCIES (INCLUDING SEYCHELLES)
..	..	..	..	1	2,021	..	..	..	..	..	..	..	Steam EAST AFRICAN PROTECTORATE (INCLUDING ZAMBIA AND PANDA)
..	..	..	..	..	..	..	..	..	..	..	..	..	Sailing } AUSTRALIAN COMMONWEALTH
..	..	69	153,967	9	22,156	5	14,303	2	4,937	..	..	..	Steam } TOTAL UNITED KINGDOM AND BRITISH POSSESSIONS
..	..	..	..	..	..	..	..	..	..	..	..	..	Sailing } TOTAL UNITED KINGDOM AND BRITISH POSSESSIONS
..	..	69	153,967	9	22,156	5	14,303	2	4,937	..	..	..	Total } TOTAL UNITED KINGDOM AND BRITISH POSSESSIONS
..	..	..	..	..	..	..	..	..	..	..	..	..	FOREIGN COUNTRIES—
..	..	..	..	..	..	..	..	..	..	..	..	..	Steam RUSSIA
..	..	..	..	..	..	..	..	..	..	..	..	..	Steam NORWAY
..	..	..	..	..	..	..	..	..	..	..	..	..	Steam FRANCE
..	..	..	..	..	..	..	..	..	..	..	..	..	Steam SPAIN
..	..	..	..	..	..	1	3,199	..	..	..	..	..	Steam ITALY
..	..	..	..	..	..	..	..	..	..	..	..	..	Steam GREECE
..	..	..	..	..	..	..	..	..	..	..	..	..	Sailing } TURKEY, ASIATIC
..	..	..	..	..	..	..	..	..	..	..	..	..	Steam } MASARAT TERRITORY AND TRUCIAL OMAN
..	..	..	..	..	..	..	..	..	..	..	..	..	Sailing } MASARAT TERRITORY AND TRUCIAL OMAN
..	..	..	..	..	..	..	..	..	..	..	..	..	Steam PERIA
..	..	4	3,973	..	..	..	..	..	..	..	..	..	Steam SUMATRA
..	..	2	4,999	1	3,307	..	..	..	..	..	..	..	Steam JAVA
..	..	..	..	..	..	..	..	..	..	..	..	..	Steam BORNEO (DUTCH)
..	..	..	..	..	..	..	..	..	..	..	..	..	Sailing } SIAM
..	..	..	..	..	..	..	..	..	..	..	..	..	Steam INDO-CHINA (INCLUDING COCHIN-CHINA, ETC.)
..	..	..	..	..	..	..	..	..	..	..	..	..	Steam PHILIPPINES
..	..	..	..	..	..	..	..	..	..	..	..	..	Steam FORMOSA
..	..	2	6,020	4	6,535	..	..	..	..	..	..	..	Steam CHINA (EXCLUSIVE OF HONGKONG AND MACAO)
..	..	..	..	..	..	..	..	..	..	..	..	..	Steam JAPAN
..	..	..	..	..	..	..	..	..	..	..	..	..	Sailing } PORTUGUESE EAST AFRICA
..	..	..	..	..	..	..	..	..	..	..	..	..	Steam REUNION
..	..	..	..	..	..	..	..	..	..	..	..	..	Steam MADAGASCAR
..	..	..	..	..	..	..	..	..	..	..	..	..	Steam ITALIAN EAST AFRICA (SOMALILAND AND ENITREA)
..	..	..	..	..	..	..	..	..	..	..	..	..	Steam SOMALILAND (FRENCH)
..	..	..	..	..	..	..	..	..	..	..	..	..	Sailing } ARGENTINE REPUBLIC
..	..	..	..	..	..	..	..	..	..	..	..	..	Steam ISLANDS IN THE PACIFIC
..	..	8	14,992	5	9,842	1	3,199	..	..	..	..	..	Steam } TOTAL FOREIGN COUNTRIES
..	..	..	..	..	..	..	..	..	..	..	..	..	Sailing } TOTAL FOREIGN COUNTRIES
..	..	8	14,992	5	9,842	1	3,199	..	..	..	..	..	Total } TOTAL FOREIGN COUNTRIES
..	..	77	166,959	14	32,998	6	17,502	2	4,937	..	..	..	Steam } TOTAL UNITED KINGDOM, BRITISH POSSESSIONS, AND FOREIGN COUNTRIES
..	..	..	..	..	..	..	..	..	..	..	..	..	Sailing } TOTAL UNITED KINGDOM, BRITISH POSSESSIONS, AND FOREIGN COUNTRIES
..	..	77	166,959	14	32,998	6	17,502	2	4,937	..	..	..	Total } TOTAL UNITED KINGDOM, BRITISH POSSESSIONS, AND FOREIGN COUNTRIES

\* None cleared

GENERAL TABLES  
SHIPPING

( 876 )

No. 9—continued

TRADE WITH EACH COUNTRY

NUMBER and TONNAGE of STEAM and SAILING VESSELS, including their repeated voyages, that ENTERED and CLEARED  
NATIONALITY of the vessels employed in the Trade with

COUNTRIES WHENCE ENTERED AND TO WHICH CLEARED	NATIONALITY												
	TOTAL FOREIGN				BRITISH				BRITISH INDIAN				
	Entered		Cleared		Entered		Cleared		Entered		Cleared		
	Vessels	tons	Vessels	tons	Vessels	tons	Vessels	tons	Vessels	tons	Vessels	tons	
UNITED KINGDOM AND BRITISH POSSESSIONS—													
UNITED KINGDOM . . . . .	Steam	1	2,097	..	..	..	..	..	..	..	..	..	
GIBRALTAR . . . . .	Steam	..	..	..	..	..	..	..	..	..	..	..	
MAJAZ AND GOZO . . . . .	Steam	..	..	..	..	..	..	..	..	..	..	..	
ADEN AND DEPENDENCIES . . . . .	Steam	3	9,036	..	..	..	..	..	..	..	..	..	
	Sailing	..	..	..	..	..	..	..	..	..	..	..	
BAHRAIN ISLANDS . . . . .	Steam	..	..	..	..	..	..	..	..	..	..	..	
	Sailing	..	..	..	..	..	..	..	..	..	..	..	
MALDIVES . . . . .	Sailing	..	..	..	..	..	..	14	1,199	..	..	..	
	Sailing	..	..	..	..	..	..	1	141	..	..	..	
CEYLON . . . . .	Steam	46	108,448	6	10,188	..	..	..	..	..	..	..	
	Sailing	..	..	..	..	9	723	9	387	107	10,325	49	3,711
STRAITS SETTLEMENTS (INCLUDING LABUAN)	Steam	42	78,653	4	14,815	..	..	..	..	..	..	..	
	Sailing	..	..	..	..	..	..	..	..	1	122	..	..
FEDERATED MALAY STATES . . . . .	Steam	..	..	..	..	..	..	..	..	..	..	..	
BRITISH BORNEO . . . . .	Steam	..	..	..	..	..	..	..	..	..	..	..	
HONGKONG . . . . .	Steam	4	10,393	1	1,654	..	..	..	..	..	..	..	
	Sailing	..	..	..	..	..	..	..	..	..	..	..	
EGYPT . . . . .	Steam	16	43,175	..	..	..	..	..	..	..	..	..	
CAPE COLONY . . . . .	Steam	..	..	..	..	..	..	..	..	..	..	..	
	Sailing	..	..	..	..	..	..	..	..	..	..	..	
NATAL . . . . .	Steam	..	..	..	..	..	..	..	..	..	..	..	
	Sailing	..	..	..	..	..	..	..	..	..	..	..	
MAURITIUS AND DEPENDENCIES (INCLUDING SEYCHELLES)	Steam	..	..	..	..	..	..	..	..	..	..	..	
	Sailing	..	..	..	..	..	..	..	..	..	..	..	
EAST AFRICAN PROTECTORATE (INCLUDING ZANZIBAR AND PANDA)	Steam	..	..	..	..	..	..	..	..	..	..	..	
	Sailing	..	..	..	..	..	..	..	..	..	..	..	
SOMALILAND . . . . .	Steam	..	..	..	..	..	..	..	..	..	..	..	
CANADA . . . . .	Steam	..	..	..	..	..	..	..	..	..	..	..	
BRITISH WEST INDIA ISLANDS . . . . .	Steam	..	..	..	..	..	..	..	..	..	..	..	
BRITISH GUIANA . . . . .	Steam	..	..	..	..	..	..	..	..	..	..	..	
AUSTRALIAN COMMONWEALTH . . . . .	Steam	..	..	2	4,502	..	..	..	..	..	..	..	
	Sailing	..	..	..	..	..	..	..	..	..	..	..	
FILIP PINO ISLANDS . . . . .	Steam	..	..	..	..	..	..	..	..	..	..	..	
	Sailing	..	..	..	..	..	..	..	..	..	..	..	
	Total	112	252,702	12	30,609	9	723	9	387	123	11,787	49	3,711
	Total	112	252,702	12	30,609	9	723	9	387	123	11,787	49	3,711
FOREIGN COUNTRIES—													
RUSSIA . . . . .	Steam	..	..	..	..	..	..	..	..	..	..	..	
NORWAY . . . . .	Steam	..	..	..	..	..	..	..	..	..	..	..	
SWEDEN . . . . .	Steam	..	..	..	..	..	..	..	..	..	..	..	
GERMANY . . . . .	Steam	..	..	..	..	..	..	..	..	..	..	..	
HOLLAND . . . . .	Steam	..	..	..	..	..	..	..	..	..	..	..	
BELGIUM . . . . .	Steam	..	..	..	..	..	..	..	..	..	..	..	
FRANCE . . . . .	Steam	..	..	..	..	..	..	..	..	..	..	..	
SPAIN . . . . .	Steam	..	..	..	..	..	..	..	..	..	..	..	
PORTUGAL . . . . .	Steam	..	..	..	..	..	..	..	..	..	..	..	
ITALY . . . . .	Steam	..	..	..	..	..	..	..	..	..	..	..	
AUSTRIA-HUNGARY . . . . .	Steam	..	..	..	..	..	..	..	..	..	..	..	
BULGARIA . . . . .	Steam	..	..	..	..	..	..	..	..	..	..	..	
ROMANIA . . . . .	Steam	..	..	..	..	..	..	..	..	..	..	..	
GREECE . . . . .	Steam	1	3,109	..	..	..	..	..	..	..	..	..	
TURKEY EUROPEAN . . . . .	Steam	3	6,380	..	..	..	..	..	..	..	..	..	
	Steam	..	..	..	..	..	..	..	..	..	..	..	
TURKEY ASIATIC . . . . .	Sailing	..	..	..	..	..	..	..	..	..	..	..	
	Sailing	..	..	..	..	..	..	..	..	..	..	..	
MARSH TERRITORY AND TRUCIAL OMAN	Steam	..	..	..	..	..	..	..	..	15	1,443	2	105
	Sailing	..	..	..	..	..	..	..	..	15	1,781	2	290
OTHER NATIVE STATES IN ARABIA . . . . .	Steam	..	..	..	..	..	..	..	..	..	..	..	
	Sailing	..	..	..	..	..	..	..	..	..	..	..	
PERSIA . . . . .	Steam	2	3,542	..	..	..	..	..	..	10	1,118	..	..
	Sailing	..	..	..	..	..	..	..	..	..	..	..	
HENJAN ISLANDS . . . . .	Steam	..	..	..	..	..	..	..	..	9	973	..	..
	Sailing	..	..	..	..	..	..	..	..	..	..	..	
SUMATRA . . . . .	Steam	4	3,973	1	1,385	..	..	..	..	..	..	..	
JAVA . . . . .	Steam	9	20,287	1	3,307	..	..	..	..	..	..	..	
BORNEO (DUTCH) . . . . .	Steam	..	..	..	..	..	..	..	..	..	..	..	
CEDERES AND OTHER ISLANDS . . . . .	Steam	..	..	..	..	..	..	..	..	..	..	..	
	Sailing	..	..	7	8,763	..	..	..	..	..	..	..	
SIAM . . . . .	Steam	..	..	..	..	..	..	..	..	..	..	..	
	Sailing	..	..	..	..	..	..	..	..	2	47	..	
TAIWAN-CHINA (INCLUDING COCHIN-CHINA, HONGKONG)	Steam	..	..	..	..	..	..	..	..	..	..	..	
	Sailing	..	..	..	..	..	..	..	..	..	..	..	
PHILIPPINES . . . . .	Steam	3	8,703	1	1,070	..	..	..	..	..	..	..	
FORMOSA . . . . .	Steam	..	..	..	..	..	..	..	..	..	..	..	
CHINA (EXCLUSIVE OF HONGKONG AND MACAO)	Steam	..	..	1	14,892	..	..	..	..	..	..	..	
JAPAN . . . . .	Steam	2	6,020	4	6,635	..	..	..	..	..	..	..	

AND NATIONALITY OF VESSELS

and CLEARED in BALLAST from and to each COUNTRY at PORTS in BRITISH INDIA, distinguishing the each country, in the Official Year 1920-21—continued

NATIONALITY								COUNTRIES WHENCE ENTERED AND TO WHICH CLEARED
FOREIGN				TOTAL BRITISH, BRITISH INDIAN, FOREIGN, AND NATIVE CRAFT				
Entered		Cleared		Entered		Cleared		
vessels	tons	vessels	tons	vessels	tons	vessels	tons	
..	..	..	..	17	40,108	6	15,582	Steam UNITED KINGDOM
..	..	..	..	..	..	..	..	Steam GIBRALTAR
..	..	..	..	..	..	..	..	Steam MALTA AND GOZO
..	..	1	99	31	78,564	1	721	Steam ADMIRALTY DEPENDENCIES
..	..	..	..	..	..	..	99	Sailing ADMIRALTY DEPENDENCIES
..	..	..	..	..	..	..	..	Steam BAHAMAS ISLANDS
5	684	..	..	19	1,363	..	..	Sailing BAHAMAS ISLANDS
..	..	..	..	2	288	..	..	Sailing MALDIVES
..	..	..	..	201	539,811	24	74,838	Steam CEYLON
..	..	..	..	205	36,839	80	7,401	Sailing CEYLON
..	..	..	..	90	149,729	11	31,248	Steam STRAITS SETTLEMENTS (INCLUDING LABUAN)
1	25	..	..	3	444	..	..	Sailing STRAITS SETTLEMENTS (INCLUDING LABUAN)
..	..	..	..	19	20,845	..	..	Steam FEDERATED MALAY STATES
..	..	..	..	..	..	..	..	Steam BRITISH BORNEO
..	..	..	..	4	10,398	1	1,651	Steam HONGKONG
..	..	..	..	..	..	1	339	Sailing HONGKONG
..	..	..	..	71	203,600	5	14,247	Steam EGYPT
..	..	..	..	4	10,936	..	..	Steam CAPE COLONY
..	..	..	..	6	15,108	6	10,333	Sailing CAPE COLONY
..	..	..	..	..	..	..	..	Sailing NATAL
..	..	..	..	9	22,551	..	..	Steam MAURITIUS AND DEPENDENCIES (INCLUDING REUNIONS)
..	..	..	..	1	249	1	2,481	Sailing MAURITIUS AND DEPENDENCIES (INCLUDING REUNIONS)
..	..	..	..	..	..	..	..	Sailing EAST AFRICAN PROTECTORATE (INCLUDING KENYA AND PANDA)
..	..	..	..	..	..	..	..	Steam SOMALILAND
..	..	..	..	..	..	..	..	Steam CANADA
..	..	..	..	..	..	..	..	Steam BRITISH WEST INDIA ISLANDS
..	..	..	..	2	4,840	..	..	Steam BRITISH GUIANA
..	..	..	..	1	2,993	11	40,913	Steam AUSTRALIAN COMMONWEALTH
..	..	..	..	..	..	..	..	Sailing AUSTRALIAN COMMONWEALTH
..	..	..	..	4	8,596	1	2,149	Steam FIJI ISLANDS
..	..	..	..	460	1,107,312	66	194,111	Steam TOTAL UNITED KINGDOM AND BRITISH POSSESSIONS
6	639	1	99	319	39,414	82	7,839	Sailing TOTAL UNITED KINGDOM AND BRITISH POSSESSIONS
6	639	1	99	779	1,146,726	148	201,950	Total TOTAL UNITED KINGDOM AND BRITISH POSSESSIONS
..	..	..	..	..	..	..	..	FOREIGN COUNTRIES—
..	..	..	..	..	..	..	..	Steam RUSSIA
..	..	..	..	..	..	..	..	Steam NORWAY
..	..	..	..	..	..	..	..	Steam SWEDEN
..	..	..	..	..	..	..	..	Steam GERMANY
..	..	..	..	..	..	..	..	Steam HOLLAND
..	..	..	..	..	..	..	..	Steam BELGIUM
..	..	..	..	..	..	..	..	Steam FRANCE
..	..	..	..	1	2,070	..	..	Steam SPAIN
..	..	..	..	..	..	..	..	Steam PORTUGAL
..	..	..	..	5	13,838	..	..	Steam ITALY
..	..	..	..	..	..	..	..	Steam AUSTRIA-HUNGARY
..	..	..	..	..	..	..	..	Steam BULGARIA
..	..	..	..	1	3,193	..	..	Steam ROMANIA
..	..	..	..	..	..	1	3,173	Steam GREECE
..	..	..	..	108	197,139	2	4,130	Steam TURKEY, EUROPEAN
..	..	..	..	..	..	..	..	Steam TURKEY, ASIATIC
2	512	..	..	17	1,955	2	105	Sailing MASKAT TERRITORY AND TRUCIAL OMAN
..	..	..	..	..	..	3	9,956	Steam MASKAT TERRITORY AND TRUCIAL OMAN
6	365	10	1,108	21	2,146	12	1,368	Sailing OTHER NATIVE STATES IN ASIA
..	..	..	..	15	1,551	..	..	Steam OTHER NATIVE STATES IN ASIA
8	433	..	..	12	23,371	10	49,080	Steam PERIA
..	..	..	..	..	..	..	..	Sailing PERIA
12	1,071	..	..	21	2,044	..	..	Steam HENJAN ISLAND
..	..	..	..	..	..	..	..	Sailing HENJAN ISLAND
..	..	..	..	7	10,882	2	2,392	Steam SUMATRA
..	..	..	..	9	29,137	19	65,005	Steam JAVA
..	..	..	..	..	..	..	..	Steam BORNEO (DUTCH)
..	..	..	..	..	..	..	..	Steam CELEBES AND OTHER ISLANDS
..	..	..	..	3	105	..	10,783	Sailing SIAM
1	61	..	..	..	..	..	..	Steam INDO-CHINA (INCLUDING COCHIN-CHINA, ETC.)
..	..	..	..	8	3,703	1	1,070	Steam PHILIPPINES
..	..	..	..	..	..	..	..	Steam FORMOSA
..	..	..	..	..	..	1	4,392	Steam CHINA (EXCLUSIVE OF HONGKONG AND MACAO)
..	..	..	..	3	9,191	4	6,536	Steam JAPAN

GENERAL TABLES  
SHIPPING

( 878 )

No. 9—concluded

TRADE WITH EACH COUNTRY

NUMBER and TONNAGE of STEAM and SAILING VESSELS, including their repeated voyages, that  
quishing the NATIONALITY of the vessels employed in the Trade with each

COUNTRIES WHENCE ENTERED AND TO WHICH CLEARED	NATION											
	NATIVE											
	TOTAL FOREIGN				BRITISH				BRITISH INDIAN			
	Entered		Cleared		Entered		Cleared		Entered		Cleared	
	vessels	tons	vessels	tons	vessels	tons	vessels	tons	vessels	tons	vessels	tons
<b>FOREIGN COUNTRIES—continued</b>												
TRIPOLI . . . . . Steam	..	..	..	..	..	..	..	..	..	..	..	..
TUNIS . . . . . Steam	..	..	..	..	..	..	..	..	..	..	..	..
ALGERIA . . . . . Steam	..	..	..	..	..	..	..	..	..	..	..	..
PORTUGUESE EAST AFRICA . . . . . Steam	1	2,712	1	2,118	..	..	..	..	..	..	..	..
.. .. . . . Sailing	..	..	..	..	..	..	..	..	..	..	..	..
MADAGASCAR . . . . . Steam	..	..	..	..	..	..	..	..	..	..	..	..
REUNION . . . . . Steam	..	..	..	..	..	..	..	..	..	..	..	..
GERMAN EAST AFRICA . . . . . Steam	..	..	..	..	..	..	..	..	..	..	..	..
.. .. . . . Sailing	..	..	..	..	..	..	..	..	..	..	..	..
ITALIAN EAST AFRICA . . . . . Steam	..	..	..	..	..	..	..	..	..	..	..	..
.. .. . . . Sailing	..	..	..	..	..	..	..	..	..	..	..	..
FRENCH SOMALILAND . . . . . Steam	..	..	..	..	..	..	..	..	..	..	..	..
FRENCH EAST AFRICAN PORTS . . . . . Steam	..	..	..	..	..	..	..	..	..	..	..	..
UNITED STATES OF AMERICA . . . . . Steam	..	..	1	4,271	..	..	..	..	..	..	..	..
.. .. . . . Sailing	..	..	..	..	..	..	..	..	..	..	..	..
JUBA . . . . . Steam	..	..	..	..	..	..	..	..	..	..	..	..
FRENCH WEST INDIES . . . . . Steam	..	..	..	..	..	..	..	..	..	..	..	..
DUTCH GUIANA . . . . . Steam	..	..	..	..	..	..	..	..	..	..	..	..
BRASIL . . . . . Steam	..	..	..	..	..	..	..	..	..	..	..	..
URUGUAY . . . . . Steam	..	..	..	..	..	..	..	..	..	..	..	..
.. .. . . . Sailing	..	..	..	..	..	..	..	..	..	..	..	..
ARGENTINE REPUBLIC . . . . . Steam	..	..	..	..	..	..	..	..	..	..	..	..
.. .. . . . Sailing	..	..	..	..	..	..	..	..	..	..	..	..
CHILE . . . . . Steam	..	..	..	..	..	..	..	..	..	..	..	..
ISLANDS IN THE PACIFIC . . . . . Steam	..	..	..	..	..	..	..	..	..	..	..	..
TOTAL FOREIGN COUNTRIES . . . . . Steam	25	63,816	17	32,341	..	..	..	..	..	..	..	..
.. .. . . . Sailing	..	..	..	..	..	..	..	..	51	5,362	4	39
.. .. . . . Total	25	63,816	17	32,341	..	..	..	..	51	5,362	4	39
TOTAL UNITED KINGDOM, BRITISH POSSESSIONS, AND FOREIGN COUNTRIES . . . . . Steam	137	316,518	29	62,950	..	..	..	..	..	..	..	..
.. .. . . . Sailing	..	..	..	..	9	723	9	387	174	17,149	53	410
.. .. . . . Total	137	316,518	29	62,950	9	723	9	387	174	17,149	53	410

## AND NATIONALITY OF VESSELS

ENTERED and CLEARED in BALLAST from and to each COUNTRY at PORTS in BRITISH INDIA, distin-  
country, in the Official Year 1920-21—concluded

CRAFT								COUNTRIES WHENCE ENTERED AND TO WHICH CLEARED
FOREIGN				TOTAL BRITISH, BRITISH INDIAN, FOREIGN, AND NATIVE CRAFT				
Entered		Cleared		Entered		Cleared		
vessels	tons	vessels	tons	vessels	tons	vessels	tons	
..	..	..	..	..	..	..	..	FOREIGN COUNTRIES—continued
..	..	..	..	..	..	..	..	Steam TRIPOLI
..	..	..	..	..	..	..	..	Steam TUNIS
..	..	..	..	..	..	..	..	Steam ALGERIA
..	..	..	..	6	17,885	2	5,240	Steam } PORTUGUESE EAST AFRICA
..	..	..	..	..	..	..	..	Sailing }
..	..	..	..	..	..	..	..	Steam MADAGASCAR
..	..	..	..	..	..	..	..	Steam REUNION
..	..	..	..	..	..	..	..	Steam } GERMAN EAST AFRICA
..	..	..	..	..	..	..	..	Sailing }
..	..	..	..	..	..	..	..	Steam } ITALIAN EAST AFRICA
..	..	..	..	..	..	..	..	Sailing }
..	..	..	..	2	5,983	..	..	Steam FRENCH SOMALILAND
..	..	..	..	..	..	..	..	Steam OTHER EAST AFRICAN PORTS
..	..	..	..	1	3,726	4	14,185	Steam } UNITED STATES OF AMERICA
..	..	..	..	..	..	..	..	Sailing }
..	..	..	..	..	..	..	..	Steam CUBA
..	..	..	..	..	..	..	..	Steam FRENCH WEST INDIES
..	..	..	..	..	..	..	..	Steam DUTCH GUIANA
..	..	..	..	..	..	..	..	Steam BRAZIL
..	..	..	..	..	..	..	..	Steam } URUGUAY
..	..	..	..	..	..	..	..	Sailing }
..	..	..	..	..	..	..	..	Steam } ARGENTINE REPUBLIC
..	..	..	..	..	..	..	..	Sailing }
..	..	..	..	..	..	..	..	Steam CHILE
..	..	..	..	..	..	..	..	Steam ISLANDS IN THE PACIFIC
..	..	..	..	156	380,914	66	177,560	Steam } TOTAL FOREIGN COUNTRIES
26	2,442	10	1,108	77	7,804	14	1,503	Sailing }
26	2,442	10	1,108	233	338,718	80	179,063	Total }
..	..	..	..	618	1,428,226	132	371,661	Steam } TOTAL UNITED KINGDOM, BRITISH POSSESSIONS AND FOREIGN COUNTRIES
32	3,131	11	1,207	396	47,213	96	9,342	Sailing }
32	3,131	11	1,207	1,012	1,485,444	228	381,003	Total }

VESSELS BUILT  
SHIPPING

( 880. )

No. 10

NUMBER and TONNAGE of SAILING and STEAM VESSELS, BUILT

PROVINCES	1916-17						1917-18						SAILING		
	SAILING		STEAM		TOTAL		SAILING		STEAM		TOTAL				
	ves.	tons	ves.	tons	ves.	tons	ves.	tons	ves.	tons	ves.	tons			
BENGAL	3	669	1	532	4	1,201	6	1,138	2	155	8	1,293	5	1,553	
BOMBAY	46	1,820	1	21	47	1,841	47	1,896	1	27	48	1,923	153	7,364	
SIND	10	896	..	..	10	896	14	1,802	..	..	14	1,802	17	2,882	
MADRAS	41	3,182	..	..	41	3,182	71	6,779	..	..	71	6,779	154	21,312	
BURMA	..	..	..	..	..	..	1	11	..	..	1	11	8	2,356	
<b>TOTAL</b>	<b>100</b>	<b>6,667</b>	<b>2</b>	<b>553</b>	<b>102</b>	<b>7,120</b>	<b>139</b>	<b>11,026</b>	<b>3</b>	<b>182</b>	<b>142</b>	<b>11,808</b>	<b>337</b>	<b>35,967</b>	
<b>PORTS</b>															
<b>BENGAL—</b>															
<b>Calcutta—</b>															
from 10 to 100 tons	..	..	..	..	..	..	..	..	1	52	1	52	..	..	
above 100 „ 300 „	..	..	..	..	..	..	..	..	..	..	..	..	..	..	
„ 300 „	..	..	1	532	1	532	..	..	..	..	..	..	..	..	
<b>Chittagong—</b>															
from 10 to 100 tons	1	50	..	..	1	50	1	90	..	..	1	90	..	..	
above 100 to 300 „	1	164	..	..	1	164	5	1,048	1	103	6	1,151	3	586	
„ 300 „	1	455	..	..	1	455	..	..	..	..	..	..	2	967	
<b>TOTAL from 10 to 100 tons</b>	<b>1</b>	<b>50</b>	<b>..</b>	<b>..</b>	<b>1</b>	<b>50</b>	<b>1</b>	<b>90</b>	<b>1</b>	<b>52</b>	<b>2</b>	<b>142</b>	<b>..</b>	<b>..</b>	
„ above 100 „ 300 „	<b>1</b>	<b>164</b>	<b>..</b>	<b>..</b>	<b>1</b>	<b>164</b>	<b>5</b>	<b>1,048</b>	<b>1</b>	<b>103</b>	<b>6</b>	<b>1,151</b>	<b>3</b>	<b>586</b>	
„ „ 300 „	<b>1</b>	<b>455</b>	<b>1</b>	<b>532</b>	<b>2</b>	<b>987</b>	<b>..</b>	<b>..</b>	<b>..</b>	<b>..</b>	<b>..</b>	<b>..</b>	<b>2</b>	<b>967</b>	
<b>TOTAL</b>	<b>3</b>	<b>669</b>	<b>1</b>	<b>532</b>	<b>4</b>	<b>1,201</b>	<b>6</b>	<b>1,138</b>	<b>2</b>	<b>155</b>	<b>8</b>	<b>1,293</b>	<b>5</b>	<b>1,553</b>	
<b>BOMBAY—</b>															
Bombay from 10 to 100 tons	5	251	1	21	6	272	6	194	1	27	6	221	8	598	
„ above 100 „ 300 „	2	359	..	..	2	359	..	..	..	..	..	..	7	1,160	
Bassein from 10 „ 100 „	3	113	..	..	3	113	5	221	..	..	5	221	7	383	
Bulsar „ „ „ „	12	418	..	..	12	418	13	483	..	..	13	483	93	3,769	
Dabhol „ „ „ „	..	..	..	..	..	..	1	73	..	..	1	73	..	..	
Dahanu „ „ „ „	3	34	..	..	3	34	..	..	..	..	..	..	5	61	
Dodamarg „ „ „ „	..	..	..	..	..	..	..	..	..	..	..	..	2	46	
Honavar „ „ „ „	..	..	..	..	..	..	1	29	..	..	1	29	2	67	
Jatapur „ „ „ „	1	26	..	..	1	26	1	59	..	..	1	59	2	86	
Mâlwan „ „ „ „	11	294	..	..	11	294	18	572	..	..	18	572	26	1,156	
Rai „ „ „ „	..	..	..	..	..	..	1	33	..	..	1	33	..	..	
Rainâgiri „ „ „ „	..	..	..	..	..	..	..	..	..	..	..	..	..	..	
„ above 100 „ 300 „	1	115	..	..	1	115	2	232	..	..	2	232	..	..	
Rovdanda from 10 „ 100 „	1	20	..	..	1	20	..	..	..	..	..	..	..	..	
Sanikatta „ „ „ „	1	45	..	..	1	45	..	..	..	..	..	..	1	18	
Surat „ „ „ „	..	..	..	..	..	..	..	..	..	..	..	..	..	..	
Uran „ „ „ „	6	145	..	..	6	145	..	..	..	..	..	..	..	..	
<b>TOTAL from 10 to 100 tons</b>	<b>43</b>	<b>1,346</b>	<b>1</b>	<b>21</b>	<b>44</b>	<b>1,367</b>	<b>45</b>	<b>1,664</b>	<b>1</b>	<b>27</b>	<b>46</b>	<b>1,691</b>	<b>146</b>	<b>6,204</b>	
„ above 100 „ 300 „	<b>3</b>	<b>474</b>	<b>..</b>	<b>..</b>	<b>3</b>	<b>474</b>	<b>2</b>	<b>232</b>	<b>..</b>	<b>..</b>	<b>2</b>	<b>232</b>	<b>7</b>	<b>1,160</b>	
<b>TOTAL</b>	<b>46</b>	<b>1,820</b>	<b>1</b>	<b>21</b>	<b>47</b>	<b>1,841</b>	<b>47</b>	<b>1,896</b>	<b>1</b>	<b>27</b>	<b>48</b>	<b>1,923</b>	<b>153</b>	<b>7,364</b>	
<b>SIND—</b>															
<b>Karachi—</b>															
from 10 to 100 tons	6	288	..	..	6	288	6	446	..	..	6	446	1	94	
above 100 „ 300 „	4	608	..	..	4	608	8	1,356	..	..	8	1,356	15	2,412	
„ 300 „	..	..	..	..	..	..	..	..	..	..	..	..	1	376	
<b>TOTAL from 10 to 100 tons</b>	<b>6</b>	<b>288</b>	<b>..</b>	<b>..</b>	<b>6</b>	<b>288</b>	<b>6</b>	<b>446</b>	<b>..</b>	<b>..</b>	<b>6</b>	<b>446</b>	<b>1</b>	<b>94</b>	
„ above 100 „ 300 „	<b>4</b>	<b>608</b>	<b>..</b>	<b>..</b>	<b>4</b>	<b>608</b>	<b>8</b>	<b>1,356</b>	<b>..</b>	<b>..</b>	<b>8</b>	<b>1,356</b>	<b>15</b>	<b>2,412</b>	
„ „ 300 „	<b>..</b>	<b>..</b>	<b>..</b>	<b>..</b>	<b>..</b>	<b>..</b>	<b>..</b>	<b>..</b>	<b>..</b>	<b>..</b>	<b>..</b>	<b>..</b>	<b>1</b>	<b>376</b>	
<b>TOTAL</b>	<b>10</b>	<b>896</b>	<b>..</b>	<b>..</b>	<b>10</b>	<b>896</b>	<b>14</b>	<b>1,802</b>	<b>..</b>	<b>..</b>	<b>14</b>	<b>1,802</b>	<b>17</b>	<b>2,882</b>	
<b>MADRAS—</b>															
Callout from 10 to 100 tons	7	282	..	..	7	282	9	620	..	..	9	620	15	1,216	
„ above 100 „ 300 „	2	301	..	..	2	301	13	1,737	..	..	13	1,737	48	8,151	
Cannanore from 10 „ 100 „	..	..	..	..	..	..	..	..	..	..	..	..	..	..	
Cocanada „ „ „ „	4	222	..	..	4	222	7	413	..	..	7	413	1	83	
„ above 100 „ 300 „	5	1,131	..	..	5	1,131	6	1,191	..	..	6	1,191	27	5,553	
„ „ 300 „ „	..	..	..	..	..	..	..	..	..	..	..	..	..	..	
Cochin from 10 „ 100 „	..	..	..	..	..	..	..	..	..	..	..	..	..	..	
„ above 100 „ 300 „	..	..	..	..	..	..	2	76	..	..	2	76	6	389	
Cuddalore from 10 „ 100 „	..	..	..	..	..	..	7	1,109	..	..	7	1,109	6	1,037	
Kasaragod „ „ „ „	..	..	..	..	..	..	..	..	..	..	..	..	..	..	
„ above 100 „ 300 „	..	..	..	..	..	..	..	..	..	..	..	..	..	..	

NOTE.—(1) Under the English and Indian Merchant Shipping Acts and the Bombay Act, XIX of 1933, the registration of coasting vessels is compulsory in the Bombay Presidency including Sind, and the returns for Bombay and Sind are therefore complete as regards vessels of 10 tons burthen and above, while the returns for other provinces are incomplete as the registration of vessels under both the English Merchant Shipping Act, 1894, and the Indian Merchant Shipping Act, X of 1841, as amended by Act XI of 1850, is optional and the returns are necessarily restricted only to such vessels as are actually registered.  
(2) The ports in the Bombay Presidency, excepting the chief port, are really *talukas* composed of a number of subordinate ports.

**VESSELS BUILT  
SHIPPING**

at each PORT in BRITISH INDIA, in each Official Year from 1916-17 to 1920-21

1918-19				1919-20				1920-21								
STEAM		TOTAL		SAILING		STEAM		TOTAL		SAILING			STEAM		TOTAL	
VES.	TONS	VES.	TONS	VES.	TONS	VES.	TONS	VES.	TONS	VES.	TONS		VES.	TONS	VES.	TONS
1	241	6	1,794	9	2,815	..	..	9	2,815	1	408	..	..	1	408	
3	56	156	7,420	75	2,727	3	93	78	2,820	91	3,729	2	89	95	3,818	
..	..	17	2,882	13	1,756	..	..	13	1,756	19	1,794	..	..	19	1,794	
..	..	154	21,312	85	10,052	..	..	85	10,052	28	1,987	..	..	28	1,987	
..	..	8	2,856	18	2,019	2	1,551	15	3,570	11	589	..	..	11	589	
4	297	341	30,264	195	19,369	5	1,844	200	21,013	152	8,487	2	89	154	8,576	
..	..	..	..	..	..	..	..	..	..	..	..	..	..	..	..	
1	241	1	241	..	..	..	..	..	..	..	..	..	..	..	..	
..	..	..	..	..	..	..	..	..	..	..	..	..	..	..	..	
..	..	3	586	7	1,864	..	..	7	1,864	..	..	..	..	..	..	
..	..	2	967	2	951	..	..	2	951	1	408	..	..	1	408	
..	..	..	..	..	..	..	..	..	..	..	..	..	..	..	..	
1	241	4	827	7	1,844	..	..	7	1,844	..	..	..	..	..	..	
..	..	2	967	2	951	..	..	2	951	1	408	..	..	1	408	
1	241	6	1,794	9	2,815	..	..	9	2,815	1	408	..	..	1	408	
3	56	11	654	4	212	3	93	7	305	11	636	2	89	13	725	
..	..	7	1,160	..	..	..	..	..	..	9	1,231	..	..	9	1,231	
..	..	7	383	5	128	..	..	5	128	28	254	..	..	28	254	
..	..	93	3,769	26	1,219	..	..	26	1,219	28	839	..	..	28	839	
..	..	..	..	..	..	..	..	..	..	..	..	..	..	..	..	
..	..	5	61	8	96	..	..	8	96	4	49	..	..	4	49	
..	..	2	46	..	..	..	..	..	..	..	..	..	..	..	..	
..	..	2	87	2	90	..	..	2	90	..	..	..	..	..	..	
..	..	2	86	3	62	..	..	3	62	..	..	..	..	..	..	
..	..	26	1,156	24	824	..	..	24	824	11	466	..	..	11	466	
..	..	..	..	..	..	..	..	..	..	3	83	..	..	3	83	
..	..	..	..	..	..	..	..	..	..	1	111	..	..	1	111	
..	..	..	..	..	..	..	..	..	..	..	..	..	..	..	..	
..	..	1	18	2	57	..	..	2	57	..	..	..	..	..	..	
..	..	..	..	1	39	..	..	1	39	..	..	..	..	..	..	
3	56	149	6,260	75	2,727	3	93	78	2,820	83	2,387	2	89	85	2,476	
..	..	7	1,160	..	..	..	..	..	..	10	1,342	..	..	10	1,342	
3	56	156	7,420	75	2,727	3	93	78	2,820	91	3,729	2	89	95	3,818	
..	..	1	94	5	314	..	..	5	314	12	534	..	..	12	534	
..	..	15	2,412	8	1,442	..	..	8	1,442	7	1,260	..	..	7	1,260	
..	..	1	376	..	..	..	..	..	..	..	..	..	..	..	..	
..	..	1	94	5	314	..	..	5	314	12	534	..	..	12	534	
..	..	15	2,412	8	1,442	..	..	8	1,442	7	1,260	..	..	7	1,260	
..	..	1	376	..	..	..	..	..	..	..	..	..	..	..	..	
..	..	17	2,882	13	1,756	..	..	13	1,756	10	1,794	..	..	10	1,794	
..	..	15	1,216	14	535	..	..	14	535	1	17	..	..	1	17	
..	..	48	8,151	5	819	..	..	5	819	5	806	..	..	5	806	
..	..	..	..	..	..	..	..	..	..	..	..	..	..	..	..	
..	..	1	83	2	91	..	..	2	91	..	..	..	..	..	..	
..	..	27	5,553	11	2,556	..	..	11	2,556	..	..	..	..	..	..	
..	..	..	..	2	746	..	..	2	746	..	..	..	..	..	..	
..	..	6	389	3	252	..	..	3	252	1	67	..	..	1	67	
..	..	6	1,037	2	414	..	..	2	414	..	..	..	..	..	..	
..	..	..	..	..	..	..	..	..	..	..	..	..	..	..	..	
..	..	..	..	1	37	..	..	1	37	..	..	..	..	..	..	
..	..	..	..	3	642	..	..	3	642	..	..	..	..	..	..	

**PROVINCES**  
**BENGAL**  
**BOMBAY**  
**SIIND**  
**MADRAS**  
**BURMA**  
**TOTAL**

**PORTS**  
**BENGAL**  
 Calcutta—  
 from 10 to 100 tons  
 above 100 „ 300 „  
 „ 300 „  
 Chittagong—  
 from 10 to 100 tons  
 above 100 to 300 „  
 „ 300 „  
**TOTAL from 10 to 100 tons**  
 „ above 100 „ 300 „  
 „ „ 300 „  
**TOTAL**

**BOMBAY**  
 Bombay from 10 to 100 tons  
 „ above 100 „ 300 „  
 Bassain from 10 „ 100 „  
 Balsar „ „ „ „  
 Dabhol „ „ „ „  
 Dahann „ „ „ „  
 Dodamarg „ „ „ „  
 Honavar „ „ „ „  
 Jalapur „ „ „ „  
 Malwan „ „ „ „  
 Rai „ „ „ „  
 Ratnagiri „ „ „ „  
 „ above 100 „ 300 „  
 Ravdanda from 10 „ 100 „  
 Sankatta „ „ „ „  
 Surat „ „ „ „  
 Uman „ „ „ „  
**TOTAL from 10 to 100 tons**  
 „ above 100 „ 300 „  
**TOTAL**

**SIIND**  
 Karachi—  
 from 10 to 100 tons  
 above 100 „ 300 „  
 „ 300 „  
**TOTAL from 10 to 100 tons**  
 „ above 100 „ 300 „  
 „ „ 300 „  
**TOTAL**

**MADRAS**  
 Calcut from 10 to 100 tons  
 „ above 100 „ 300 „  
 Cannanore from 10 „ 100 „  
 Cocanada „ „ „ „  
 „ above 100 „ 300 „  
 „ 300 „  
 Cochin from 10 „ 100 „  
 „ above 100 „ 300 „  
 Cuddalore from 10 „ 100 „  
 Kasaragod „ „ „ „  
 „ above 100 „ 300 „

VESSELS BUILT  
SHIPPING

( 882 )

No. 10—continued  
NUMBER and TONNAGE of SAILING and STEAM VESSELS, BUILT

	1916-17						1917-18						SAILING	
	SAILING		STEAM		TOTAL		SAILING		STEAM		TOTAL			
	ves.	tons	ves.	tons	ves.	tons	ves.	tons	ves.	tons	ves.	tons		
<b>PORTS—continued</b>														
<b>MADRAS—continued</b>														
Márgalore from 10 to 100 tons	14	398	..	..	14	398	16	559	..	..	16	559	21	915
.. above 100 „ 300 ..	..	..	..	..	..	..	..	..	..	..	..	..	7	1,000
Mástlipatam from 10 „ 100 ..	..	..	..	..	..	..	..	..	..	..	..	..	3	254
.. above 100 „ 300 ..	1	300	..	..	1	300	1	202	..	..	1	202	8	1,286
Negapatam from 10 „ 100 ..	..	..	..	..	..	..	..	..	..	..	..	..	..	..
Pamban from 10 „ 100 ..	..	..	..	..	..	..	..	..	..	..	..	..	..	..
.. above 100 „ 300 ..	..	..	..	..	..	..	2	119	..	..	1	119	..	..
Ponáni from 10 „ 100 ..	..	..	..	..	..	..	..	..	..	..	..	..	..	..
.. above 100 „ 300 ..	..	..	..	..	..	..	..	..	..	..	..	..	..	..
Tellicherry from 10 „ 100 ..	2	111	..	..	2	111	1	70	..	..	1	70	5	290
.. above 100 „ 300 ..	..	..	..	..	..	..	..	..	..	..	..	..	2	470
Topputtuoral from 10 „ 100 ..	..	..	..	..	..	..	..	..	..	..	..	..	..	..
Túticorin „ „ „ „	5	324	..	..	5	324	5	362	..	..	5	362	..	..
.. above 100 „ 300 ..	1	113	..	..	1	113	3	321	..	..	3	321	5	668
TOTAL from 10 to 100 ..	32	1,337	..	..	32	1,337	40	2,100	..	..	40	2,100	51	3,147
.. above 100 „ 300 ..	9	1,845	..	..	9	1,845	31	4,679	..	..	31	4,679	103	18,165
.. „ 300 ..	..	..	..	..	..	..	..	..	..	..	..	..	..	..
TOTAL	41	3,182	..	..	41	3,182	71	6,779	..	..	71	6,779	154	21,312
<b>BURMA—</b>														
Moulmein from 10 to 100 tons	..	..	..	..	..	..	..	..	..	..	..	..	..	..
Rangoon „ „ „ „	..	..	..	..	..	..	..	..	..	..	..	..	..	..
.. above 100 „ 300 ..	..	..	..	..	..	..	..	..	..	..	..	..	3	724
.. „ 300 ..	..	..	..	..	..	..	..	..	..	..	..	..	5	2,132
Mergui from 10 „ 100 ..	..	..	..	..	..	..	..	..	..	..	..	..	..	..
Tavoy „ „ „ „	..	..	..	..	..	..	1	11	..	..	1	11	..	..
TOTAL from 10 „ 100 ..	..	..	..	..	..	..	1	11	..	..	1	11	..	..
.. above 100 „ 300 ..	..	..	..	..	..	..	..	..	..	..	..	..	3	724
.. „ 300 ..	..	..	..	..	..	..	..	..	..	..	..	..	5	2,132
TOTAL	..	..	..	..	..	..	1	11	..	..	1	11	8	2,856



VESSELS BUILT  
SHIPPING

at each PORT in BRITISH INDIA, in each Official Year from 1916-17 to 1920-21—continued

1918-19				1919-20				1920-21				PORTS—continued				
STEAM		TOTAL		SAILING		STEAM		TOTAL		SAILING			STEAM		TOTAL	
ves.	tons	ves.	tons	ves.	tons	ves.	tons	ves.	tons	ves.	tons		ves.	tons	ves.	tons
..	..	21	915	18	558	..	..	13	558	14	563	..	..	14	563	MADRAS—continued
..	..	7	1,000	7	1,286	..	..	7	1,286	..	..	..	..	..	..	Mangalore from 10 to 100 tons
..	..	3	254	..	..	..	..	..	..	1	39	..	..	1	39	.. above 100 .. 300 ..
..	..	8	1,286	2	500	..	..	2	500	..	..	..	..	1	70	Madraspatam from 10 .. 100 ..
..	..	..	..	..	..	..	..	..	..	1	70	..	..	..	..	.. above 100 .. 300 ..
..	..	..	..	..	..	..	..	..	..	..	..	..	..	..	..	Negapatam from 10 .. 100 ..
..	..	..	..	..	..	..	..	..	..	..	..	..	..	..	..	Pamban from 10 .. 100 ..
..	..	..	..	..	..	..	..	..	..	..	..	..	..	..	..	.. above 100 .. 300 ..
..	..	..	..	11	502	..	..	11	502	1	30	..	..	1	30	Pondani from 10 .. 100 ..
..	..	..	..	1	174	..	..	1	174	..	..	..	..	..	..	.. above 100 .. 300 ..
..	..	5	290	..	..	..	..	..	..	..	..	..	..	..	..	Tellicherry from 10 .. 100 ..
..	..	2	470	..	..	..	..	..	..	1	138	..	..	1	138	.. above 100 .. 300 ..
..	..	..	..	..	..	..	..	..	..	..	..	..	..	..	..	Toppattucom from 10 .. 100 ..
..	..	..	..	1	49	..	..	1	49	1	55	..	..	1	55	Tuticoria .. " .. " ..
..	..	5	688	7	891	..	..	7	891	2	270	..	..	2	270	.. above 100 .. 300 ..
..	..	51	3,147	45	2,024	..	..	45	2,024	30	834	..	..	30	834	TOTAL from 10 .. 100 tons
..	..	103	18,165	38	7,282	..	..	38	7,282	8	1,153	..	..	8	1,153	.. above 100 .. 300 ..
..	..	..	..	2	746	..	..	2	746	..	..	..	..	..	..	.. " 300 ..
..	..	154	21,312	85	10,052	..	..	85	10,052	28	1,987	..	..	28	1,987	TOTAL
..	..	..	..	..	..	..	..	..	..	..	..	..	..	..	..	BURMA—
..	..	..	..	9	393	..	..	9	393	11	569	..	..	11	569	Moulmein from 10 to 100 tons
..	..	3	724	2	375	..	..	2	375	..	..	..	..	..	..	Rangoon .. " .. " ..
..	..	5	2,132	2	1,251	2	1,551	4	2,802	..	..	..	..	..	..	.. above 100 .. 300 ..
..	..	..	..	..	..	..	..	..	..	..	..	..	..	..	..	.. " 300 ..
..	..	..	..	..	..	..	..	..	..	..	..	..	..	..	..	Mergal from 10 .. 100 ..
..	..	..	..	..	..	..	..	..	..	..	..	..	..	..	..	Tavoy .. " .. " ..
..	..	..	..	9	393	..	..	9	393	11	569	..	..	11	569	TOTAL from 10 .. 100 tons
..	..	3	724	2	375	..	..	2	375	..	..	..	..	..	..	.. above 100 .. 300 ..
..	..	5	2,132	2	1,251	2	1,551	4	2,802	..	..	..	..	..	..	.. " 300 ..
..	..	8	2,856	13	2,019	2	1,551	15	3,570	11	569	..	..	11	569	TOTAL

**VESSELS REGISTERED  
SHIPPING**

( 884 )

No. 11

**NUMBER and TONNAGE of SAILING and STEAM VESSELS, FIRST REGISTERED**

PROVINCES	1916-17						1917-18						SAILING	
	SAILING		STEAM		TOTAL		SAILING		STEAM		TOTAL		ves.	tons
	ves.	tons	ves.	tons	ves.	tons	ves.	tons	ves.	tons	ves.	tons		
<i>Under the English Act</i>														
BENGAL	..	..	1	532	1	532	..	..	2	155	2	155	..	..
BOMBAY	..	..	6	13,961	6	13,961	1	79	1	1,128	2	1,207	..	..
BURMA	..	..	3	200	3	200	..	..	1	175	1	175	9	3,561
<b>TOTAL</b>	..	..	10	14,693	10	14,693	1	79	4	1,458	5	1,537	9	3,561
<i>Under the Indian Acts</i>														
BENGAL	3	669	..	..	3	669	6	1,138	..	..	6	1,138	5	1,563
BOMBAY	138	1,368	1	21	139	4,389	188	5,206	1	27	189	5,233	144	6,917
SIND	12	920	..	..	12	920	17	1,810	..	..	17	1,810	17	2,882
MADRAS	41	3,182	..	..	41	3,182	71	6,779	..	..	71	6,779	155	21,361
BURMA	4	147	..	..	4	147	8	366	..	..	8	366	..	..
<b>TOTAL</b>	198	9,295	1	21	199	9,316	290	15,308	1	27	291	15,335	321	31,713
<i>PORTS</i>														
<i>Under the English Act</i>														
<i>BENGAL—Calcutta—</i>														
from 10 to 100 tons	..	..	..	..	..	..	..	..	1	52	1	52	..	..
above 100 " 300 "	..	..	..	..	..	..	..	..	1	103	1	103	..	..
"   300 " "	..	..	1	532	1	532	..	..	..	..	..	..	..	..
<b>TOTAL</b>	..	..	1	532	1	532	..	..	2	155	2	155	..	..
<i>Under the Indian Acts</i>														
<i>BENGAL—Chittagong</i>														
from 10 to 100 tons	1	50	..	..	1	50	1	90	..	..	1	90	..	..
above 100 " 300 "	1	164	..	..	1	164	5	1,048	..	..	5	1,048	3	586
"   300 " "	1	455	..	..	1	455	..	..	..	..	..	..	2	967
<b>TOTAL</b>	3	669	..	..	3	669	6	1,138	..	..	6	1,138	5	1,553
<i>Under the English Act</i>														
<i>BOMBAY—Bombay—</i>														
from 10 to 100 tons	..	..	..	..	..	..	1	79	..	..	1	79	..	..
above 100 " 300 "	..	..	..	..	..	..	..	..	..	..	..	..	..	..
"   300 " "	..	..	6	13,961	6	13,961	..	..	1	1,128	1	1,128	..	..
<b>TOTAL</b>	..	..	6	13,961	6	13,961	1	79	1	1,128	2	1,207	..	..
<i>Under the Indian Acts</i>														
<i>BOMBAY—Bombay—</i>														
from 10 to 100 tons	10	415	1	21	11	436	21	627	1	27	22	654	21	1,159
above 100 " 300 "	4	669	..	..	4	669	1	244	..	..	1	244	7	1,180
"   300 " "	..	..	..	..	..	..	..	..	..	..	..	..	1	318
Ankola from 10 " 100 "	2	42	..	..	2	42	..	..	..	..	..	..	..	..
Bassein " " " " "	2	74	..	..	2	74	4	187	..	..	4	187	6	218
Bulsar " " " " "	72	2,306	..	..	72	2,306	88	2,567	..	..	88	2,567	49	1,580
Dabhol " " " " "	..	..	..	..	..	..	..	..	..	..	..	..	..	..
Dahanu " " " " "	24	281	..	..	24	281	30	483	..	..	30	483	27	367
Dodamarg " " " " "	..	..	..	..	..	..	..	..	..	..	..	..	2	46
Honavar " " " " "	..	..	..	..	..	..	1	29	..	..	1	29	2	87
Jaltapur " " " " "	1	26	..	..	1	26	..	..	..	..	..	..	2	86
Malwan " " " " "	11	294	..	..	11	294	23	728	..	..	23	728	10	310
Marolli " " " " "	..	..	..	..	..	..	1	12	..	..	1	12	..	..
Rai " " " " "	..	..	..	..	..	..	1	33	..	..	1	33	..	..
Revdanda " " " " "	1	20	..	..	1	20	..	..	..	..	..	..	..	..
Sanikata " " " " "	3	57	..	..	3	57	6	199	..	..	6	199	5	79
Surat " " " " "	7	164	..	..	7	164	3	97	..	..	3	97	12	507
Uran " " " " "	..	..	..	..	..	..	..	..	..	..	..	..	..	..
Venguria " " " " "	1	20	..	..	1	20	..	..	..	..	..	..	..	..
<b>TOTAL from 10 to 100 tons</b>	134	3,699	1	21	135	3,720	187	4,962	1	27	188	4,989	136	4,439
"   above 100 " 300 "	4	669	..	..	4	669	1	244	..	..	1	244	7	1,180
"   300 " "	..	..	..	..	..	..	..	..	..	..	..	..	1	318
<b>TOTAL</b>	138	4,368	1	21	139	4,389	188	5,206	1	27	189	5,233	144	6,917

NOTE.—(1) Under the English and Indian Merchant Shipping Acts and the Bombay Act, XIX of 1838, the registration of coasting vessels is compulsory in the Bombay Presidency including Sind, and the returns for Bombay and Sind are therefore complete as regards vessels of 10 tons burthen and above, while the returns for other provinces are incomplete as the registration of vessels under both the English Merchant Shipping Act, 1894, and the Indian Merchant Shipping Act, X of 1841, as amended by Act XI of 1850, is optional and the returns are necessarily restricted only to such vessels as are actually registered.  
(2) The ports in the Bombay Presidency, excepting the chief port, are really *talukas* composed of a number of subordinate ports.

at each PORT in BRITISH INDIA, in each Official Year from 1916-17 to 1920-21

1918-19				1919-20				1920-21				PROVINCES					
STEAM		TOTAL		SAILING		STEAM		TOTAL		SAILING		STEAM		TOTAL			
ves.	tons	ves.	tons	ves.	tons	ves.	tons	ves.	tons	ves.	tons	ves.	tons	ves.	tons		
1	241	1	241	..	..	1	2,546	1	2,546	..	..	4	4,358	4	4,358	BENGAL	
4	3,840	4	3,840	..	..	10	4,254	10	4,254	..	..	4	3,070	4	3,070	BOMBAY	
1	139	10	3,700	13	2,019	2	1,551	15	3,570	17	901	2	721	10	1,632	MADRAS	
6	4,220	15	7,781	13	2,019	13	8,351	26	10,370	17	901	10	8,140	27	9,050	TOTAL	
..	..	5	1,553	9	2,815	..	..	9	2,815	1	408	..	..	1	408	Under the Indian Act	
3	50	147	5,973	163	5,046	3	93	166	5,139	119	5,125	2	80	121	5,214	BENGAL	
..	..	17	2,882	13	1,756	..	..	13	1,756	19	1,794	..	..	19	1,794	BOMBAY	
..	..	155	21,361	85	10,052	..	..	85	10,052	28	1,987	..	..	28	1,987	MADRAS	
..	..	..	..	1	85	..	..	1	85	..	..	..	..	..	..	BURMA	
3	56	324	31,769	271	19,754	3	93	274	19,847	167	9,314	2	89	169	9,403	TOTAL	
..	..	..	..	..	..	..	..	..	..	..	..	..	..	..	..	PORTS	
..	..	..	..	..	..	..	..	..	..	..	..	..	..	..	..	Under the English Act	
1	241	1	241	..	..	..	..	..	..	..	..	..	..	..	..	BENGAL—	
..	..	..	..	..	..	..	..	..	..	..	..	..	..	..	..	Calcutta—	
..	..	..	..	..	..	1	2,546	1	2,546	..	..	4	4,358	4	4,358	from 10 to 100 tons	
1	241	1	241	..	..	1	2,546	1	2,546	..	..	4	4,358	4	4,358	above 100 „ 300 „	
..	..	..	..	..	..	..	..	..	..	..	..	..	..	..	..	„ 300 „	
..	..	..	..	..	..	..	..	..	..	..	..	..	..	..	..	TOTAL	
..	..	..	..	..	..	..	..	..	..	..	..	..	..	..	..	Under the Indian Act	
..	..	3	586	6	1,432	..	..	6	1,432	..	..	..	..	..	..	BENGAL—	
..	..	2	987	3	1,383	..	..	3	1,383	1	408	..	..	1	408	Chittagong from 10 to 100 tons	
..	..	5	1,553	9	2,815	..	..	9	2,815	1	408	..	..	1	408	above 100 to 300 tons	
..	..	..	..	..	..	..	..	..	..	..	..	..	..	..	..	„ 300 „	
..	..	..	..	..	..	..	..	..	..	..	..	..	..	..	..	TOTAL	
1	45	1	45	..	..	4	329	4	329	..	..	..	..	..	..	Under the English Act	
..	..	..	..	..	..	3	381	3	381	..	..	1	298	1	298	BOMBAY—	
3	3,795	3	3,795	..	..	3	3,544	3	3,544	..	..	3	2,772	3	2,772	Bombay—	
4	3,840	4	3,840	..	..	10	4,254	10	4,254	..	..	4	3,070	4	3,070	from 10 to 100 tons	
..	..	..	..	..	..	..	..	..	..	..	..	..	..	..	..	above 100 „ 300 „	
..	..	..	..	..	..	..	..	..	..	..	..	..	..	..	..	„ 300 „	
..	..	..	..	..	..	..	..	..	..	..	..	..	..	..	..	TOTAL	
3	56	24	1,215	13	578	3	93	16	671	32	1,287	2	89	34	1,376	Under the Indian Act	
..	..	7	1,160	1	172	..	..	1	172	10	1,332	..	..	10	1,332	BOMBAY—	
..	..	1	318	..	..	..	..	..	..	..	..	..	..	..	..	Bombay—	
..	..	..	..	..	..	..	..	..	..	..	..	..	..	..	..	from 10 to 100 tons	
..	..	6	218	5	130	..	..	5	130	8	182	..	..	8	182	above 100 „ 300 „	
..	..	49	1,580	74	2,423	..	..	74	2,423	54	1,937	..	..	54	1,937	„ 300 „	
..	..	..	..	..	..	..	..	..	..	..	..	..	..	..	..	Ankola from 10 to 100 tons	
..	..	27	367	38	413	..	..	38	413	6	82	..	..	6	82	Bambra „ „ „ „	
..	..	2	45	..	..	..	..	..	..	..	..	..	..	..	..	Bardoli „ „ „ „	
..	..	2	87	3	113	..	..	3	113	..	..	..	..	..	..	Bhavnagar „ „ „ „	
..	..	2	86	3	62	..	..	3	62	..	..	..	..	..	..	Bhilai „ „ „ „	
..	..	10	310	22	791	..	..	22	791	9	305	..	..	9	305	Dabhol „ „ „ „	
..	..	..	..	..	..	..	..	..	..	..	..	..	..	..	..	Dahanu „ „ „ „	
..	..	..	..	..	..	..	..	..	..	..	..	..	..	..	..	Dodamarg „ „ „ „	
..	..	..	..	..	..	..	..	..	..	..	..	..	..	..	..	Hondwar „ „ „ „	
..	..	..	..	..	..	..	..	..	..	..	..	..	..	..	..	Jaitapur „ „ „ „	
..	..	..	..	..	..	..	..	..	..	..	..	..	..	..	..	Malwar „ „ „ „	
..	..	..	..	..	..	..	..	..	..	..	..	..	..	..	..	Morali „ „ „ „	
..	..	..	..	..	..	..	..	..	..	..	..	..	..	..	..	Nal „ „ „ „	
..	..	..	..	..	..	..	..	..	..	..	..	..	..	..	..	Navdandi „ „ „ „	
..	..	..	..	..	..	..	..	..	..	..	..	..	..	..	..	Ranjitpur „ „ „ „	
..	..	5	79	1	20	..	..	1	20	..	..	..	..	..	..	Surat „ „ „ „	
..	..	12	507	8	339	..	..	8	339	..	..	..	..	..	..	Uran „ „ „ „	
..	..	..	..	..	..	..	..	..	..	..	..	..	..	..	..	Vengurla „ „ „ „	
3	56	139	4,495	163	4,874	3	93	166	4,967	109	3,793	2	80	111	3,872	TOTAL	
..	..	7	1,160	1	172	..	..	1	172	10	1,332	..	..	10	1,332	Tavas from 10 „ 100 tons	
..	..	1	318	..	..	..	..	..	..	..	..	..	..	..	..	„ above 100 „ 300 „	
..	..	..	..	..	..	..	..	..	..	..	..	..	..	..	..	„ 300 „	
3	56	147	5,973	163	5,046	3	93	166	5,139	119	5,125	2	80	121	5,214	TOTAL	

**VESSELS REGISTERED  
SHIPPING.**

( 886 )

No. 11—continued

**NUMBER and TONNAGE of SAILING and STEAM VESSELS, FIRST REGISTERED**

PORTS—continued		1916-17						1917-18						SAILING	
		SAILING		STEAM		TOTAL		SAILING		STEAM		TOTAL			
		ves.	tons	ves.	tons	ves.	tons	ves.	tons	ves.	tons	ves.	tons		
<b>SIIND—</b>															
<i>Under the Indian Acts</i>															
Karachi	from 10 to 100 tons	7	308	..	..	7	308	6	446	..	..	6	446	1	94
"	above 100 " 300 "	4	608	..	..	4	608	8	1,356	..	..	8	1,356	15	2,412
"	" 300 "	..	..	..	..	..	..	..	..	..	..	..	..	1	376
Sirganda	from 10 " 100 "	1	18	..	..	1	18	3	17	..	..	3	17	..	..
<b>TOTAL</b>	10 " 100 "	8	321	..	..	8	321	9	463	..	..	9	463	1	94
"	above 100 " 300 "	4	608	..	..	4	608	8	1,356	..	..	8	1,356	15	2,412
"	" 300 "	..	..	..	..	..	..	..	..	..	..	..	..	1	376
<b>TOTAL</b>		12	929	..	..	12	929	17	1,819	..	..	17	1,819	17	2,882
<b>MADRAS—</b>															
<i>Under the Indian Acts</i>															
Calicut	from 10 to 100 tons	7	282	..	..	7	282	9	620	..	..	9	620	15	1,216
"	above 100 " 300 "	2	301	..	..	2	301	13	1,737	..	..	13	1,737	48	8,151
Cannanore	from 10 " 100 "	..	..	..	..	..	..	..	..	..	..	..	..	..	..
Cocanada	" " " "	4	222	..	..	4	222	7	413	..	..	7	413	1	83
"	above 100 " 300 "	5	1,131	..	..	5	1,131	6	1,191	..	..	6	1,191	27	5,553
"	" 300 "	..	..	..	..	..	..	..	..	..	..	..	..	..	..
Cochin	from 10 " 100 "	..	..	..	..	..	..	2	70	..	..	2	70	7	438
"	above 100 " 300 "	..	..	..	..	..	..	7	1,109	..	..	7	1,109	6	1,037
Cuddalore	from 10 " 100 "	..	..	..	..	..	..	..	..	..	..	..	..	..	..
Mangalore	" " " "	14	398	..	..	14	398	16	559	..	..	16	559	21	915
"	above 100 " 300 "	..	..	..	..	..	..	..	..	..	..	..	..	7	1,000
Masulipatam	from 10 " 100 "	..	..	..	..	..	..	..	..	..	..	..	..	3	254
"	above 100 " 300 "	1	300	..	..	1	300	1	202	..	..	1	202	8	1,286
Nagapatam	from 10 " 100 "	..	..	..	..	..	..	..	..	..	..	..	..	..	..
Pamban	" 10 " 100 "	..	..	..	..	..	..	..	..	..	..	..	..	..	..
"	above 100 " 300 "	..	..	..	..	..	..	1	119	..	..	1	119	..	..
Ponani	from 10 " 100 "	..	..	..	..	..	..	..	..	..	..	..	..	..	..
"	above 100 " 300 "	..	..	..	..	..	..	..	..	..	..	..	..	..	..
Tellicherry	from 10 " 100 "	2	111	..	..	2	111	1	70	..	..	1	70	5	290
"	above 100 " 300 "	..	..	..	..	..	..	..	..	..	..	..	..	2	470
Toppotturai	from 10 " 100 "	..	..	..	..	..	..	..	..	..	..	..	..	..	..
Tuticoria	" " " "	5	324	..	..	5	324	5	362	..	..	5	362	..	..
"	above 100 " 300 "	1	113	..	..	1	113	3	321	..	..	3	321	5	668
<b>TOTAL</b>	from 10 " 100 "	32	1,337	..	..	32	1,337	40	2,100	..	..	40	2,100	52	3,106
"	above 100 " 300 "	9	1,845	..	..	9	1,845	31	4,679	..	..	31	4,679	103	18,165
"	" 300 "	..	..	..	..	..	..	..	..	..	..	..	..	..	..
<b>TOTAL</b>		41	3,182	..	..	41	3,182	71	6,779	..	..	71	6,779	155	21,361
<b>BURMA—</b>															
<i>Under the English Act</i>															
Bangoon	from 10 to 100 tons	..	..	2	85	2	85	..	..	..	..	..	..	..	..
"	above 100 " 300 "	..	..	1	115	1	115	..	..	1	175	1	175	3	734
"	" 300 "	..	..	..	..	..	..	..	..	..	..	..	..	6	2,837
<b>TOTAL</b>		..	..	3	200	3	200	..	..	1	175	1	175	9	3,561
<b>BURMA—</b>															
<i>Under the Indian Acts</i>															
Moulmein	from 10 to 100 tons	4	147	..	..	4	147	7	355	..	..	7	355	..	..
"	above 100 " 300 "	..	..	..	..	..	..	..	..	..	..	..	..	..	..
Mergui	from 10 " 100 "	..	..	..	..	..	..	..	..	..	..	..	..	..	..
Tavoy	" " " "	..	..	..	..	..	..	1	11	..	..	1	11	..	..
<b>TOTAL</b>	10 " 100 "	4	147	..	..	4	147	8	366	..	..	8	366	..	..
"	above 100 " 300 "	..	..	..	..	..	..	..	..	..	..	..	..	..	..
<b>TOTAL</b>		4	147	..	..	4	147	8	366	..	..	8	366	..	..



INDEX TO TABLES 1 TO 13

COUNTRIES AND PORTS	Imports	Exports	COUNTRIES AND PORTS	Imports	Exports
	Page	Page		Page	Page
	484	8, 9, 12, 13, 16, 17, 464	Cyprus	15, 275	16, 275
Dependencies	2, 3, 15, 316-320	6, 7, 10, 11, 16, 17, 320-325	Czechoslovakia	4, 5, 15, 291	291
Denmark	20	20	Denmark	2, 3, 15, 229-230	6, 7, 10, 11, 16, 17, 230
Dutch East Indies	4, 5, 15, 445	8, 9, 12, 13, 16, 17, 445-448	Devipatanam	30	30
French Indo-China	4, 5, 15, 460	8, 9, 12, 13, 16, 17, 461-462	Dhannu Kudi	30	31
French West Africa	15, 425	425	Dutch Guiana	4, 5, 15, 490	16, 17, 491
Germany	4, 5, 15, 434-435	8, 9, 12, 13, 16, 17, 435-438	East African Protectorate	2, 3, 15, 453-454	7, 10, 11, 16, 17, 454-458
Guatemala	15, 425	425	Ecuador	495	16, 495
Holland	4, 5, 15, 384-385	8, 9, 12, 13, 16, 17, 385-388	Egypt	2, 3, 15, 418	8, 9, 12, 13, 16, 17, 419-422
India	15, 425	6, 7, 8, 9, 10, 11, 12, 13, 16, 17, 425	Federated Malay States	2, 3, 15, 378	6, 7, 10, 11, 16, 17, 378-379
Indonesia	32	32	Fiji Islands	2, 3, 15, 504	6, 7, 10, 11, 16, 17, 504-506
Japan	4, 5, 424	424	Formosa	15, 392	16, 392
Kenya	30	30	Fort Saint George	23, 189-195	23, 189-195
Madagascar	4, 5, 15, 498	8, 9, 12, 13, 16, 17, 498	France	2, 3, 15, 261-266	6, 7, 10, 11, 16, 17, 260-269
Malaya	2, 3, 15, 490-499	6, 7, 10, 11, 16, 17, 499-502	French Guiana	490	490
Mexico	4, 5, 15, 287-289	6, 7, 10, 11, 16, 17, 289-290	French Possessions in West Africa	15, 425	16, 425
Netherlands East Indies	31	31	French Possessions in India, trade tables	809-811, 815	812, 814
Norway	2, 3, 15, 338	6, 7, 10, 11, 16, 17, 338-340	French Somaliland	4, 5	8, 9, 12, 13, 16, 17
Philippines	26, 69	26, 69	German East Africa	4, 5, 15, 446	8, 9, 12, 13, 16, 17, 446-448
Portugal	28	28	German Possessions in West Africa	15, 425	16, 425
Russia	2, 3, 15, 251-256	6, 7, 10, 11, 16, 17, 257-259	Germany	2, 3, 15, 290-290	6, 7, 10, 11, 16, 17, 291-298
Seychelles	18, 19, 26	18, 19, 26	Gibraltar	2, 3, 15, 271-272	6, 7, 10, 11, 16, 17, 272
Siam	484	484	Gopalspur	28	28
Sri Lanka	18, 26	18, 26	Greece	4, 5, 15, 298	6, 7, 10, 11, 16, 17, 293-294
Straits Settlements	28	28	Guatemala	487	487
Taiwan	495	495	Guiana (British)	2, 3, 15, 489	6, 7, 10, 11, 16, 17, 489-490
Tanzania	15, 19, 27, 70-93	16, 19, 27, 94-108	" (French)	490	490
Thailand	2, 3, 15, 384	384	" (Dutch)	4, 5, 15, 490	16, 17, 491
Tibet	2, 3	6, 7, 10, 11, 16, 17, 384	Hayti and St. Domingo	485	485
Tokyo	4, 5	6, 7, 10, 11, 16, 17, 384	Henjam Island	4, 5, 15, 248	6, 7, 10, 11, 16, 17, 241
Tongatapu	491	8, 9, 12, 13, 16, 17, 491-492	Holland	2, 3, 15, 249-248	6, 7, 10, 11, 16, 17, 249-250
Trinidad and Tobago	2, 3, 15, 489	6, 7, 10, 11, 16, 17, 489-490	Honduras	487	487
Turkey	15, 425	16, 425	Hongkong	2, 3, 15, 392-393	6, 7, 10, 11, 16, 17, 392-399
Uganda	2, 3	6, 7, 10, 11	Indo-China	4, 5, 15, 288	6, 7, 10, 11, 16, 17, 288
Union of South Africa	291	291	Islands in the Pacific	4, 5, 506	8, 9, 12, 13, 16, 17, 506
USSR	18, 19, 32-33	16, 19, 32, 33	Italian East Africa	4, 5, 15, 460	8, 9, 12, 13, 16, 17, 461-462
Vietnam	26, 34-57	26, 57-68	Italy	4, 5, 15, 270-283	6, 7, 10, 11, 16, 17, 284-287
Yemen	31	31	Japan	4, 5, 15, 406-412	8, 9, 12, 13, 16, 17, 413-417
Zanzibar	2, 3, 15, 465-466	6, 7, 10, 11, 16, 17, 466-467	Java	4, 5, 15, 351-352	6, 7, 10, 11, 16, 17, 352-354
	4, 5, 425	4, 5, 425	Karachi	27, 109-124	27, 129-130
	31	31	Karikal	29	29
	2, 3, 15, 425	6, 7, 10, 11, 16, 17, 427-428	Kilakral	23	20
	4, 5, 15, 394	8, 9, 10, 11, 16, 17, 395	Korea	405	8, 9, 12, 13, 16, 17, 405
	2, 3, 15, 351-355	6, 7, 10, 11, 16, 17, 355-363	Koyalpatnam	30	30
	4, 5, 15, 498	8, 9, 12, 13, 16, 17, 494	Kulasekharapatnam	31	31
	4, 5, 15, 399-402	8, 9, 12, 13, 16, 17, 403-405	Luxemburg	2, 3, 15, 260	260
	26	26	Macao	391	8, 9, 10, 11, 16, 17, 392
	28	28	Madagascar	4, 5, 15, 438	8, 9, 12, 13, 16, 17, 439-440
	31	31	Madaira	15, 274	15, 274
	17, 468	17, 468	Madras	12, 19, 22-23	12, 19, 22-23
	464	464	Maldives	2, 3, 15, 260	6, 7, 10, 11, 16, 17, 260
	22	22	Malta and Gozo	2, 3, 15, 273	2, 3, 15, 273
	23	23	Marsaxlokk	31	31

INDEX TO TABLES 1 TO 13—continued

COUNTRIES AND PORTS	Imports		Exports		COUNTRIES AND PORTS	Imports		Exports	
	Page	Page	Page	Page		Page	Page	Page	Page
Maskat Territory and Trucial Oman	4, 5, 15, 326	6, 7, 10, 11, 16, 17, 327—331			Seychelles	2, 3, 15, 459	6, 7, 10, 11, 16, 459		
Masulipatam	28	28			Siam	4, 5, 15, 385	6, 7, 10, 11, 16, 385		
Mauritius and Dependencies	2, 3, 15, 441—442	6, 7, 10, 11, 16, 17, 442—445			Sind	18, 19, 27	18, 19		
Mergul	32	32			Somaliand	2, 3, 15, 462	463		
Mexico	4, 5, 15, 487	8, 9, 12, 13, 487			British	2, 3	6, 7, 10, 11, 16		
Morocco	424	424			French	4, 5	8, 9, 12, 13, 14		
Moulmein	33	33			Spain	2, 3, 15, 270	6, 7, 10, 11, 16, 270		
Muttupet	29	29			Spanish West Africa	428	428		
Natal	2, 3, 15, 429	6, 7, 10, 11, 16, 17, 429—432			Straits Settlements	2, 3, 15, 363—370	6, 7, 10, 11, 16, 371		
Native States in Arabia	4, 5, 15, 331—332	6, 7, 10, 11, 16, 17, 332—335			Sumatra	4, 5, 15, 370	6, 7, 10, 11, 16		
Negapatam	29	29			Sweden	2, 3, 15, 225—227	6, 7, 10, 11, 16		
New Guinea	15				Switzerland	4, 5, 15, 276—278	6, 7, 10, 11, 16, 276		
New Zealand	2, 3, 15, 502	6, 7, 10, 11, 16, 17, 503—504			Tavoy	38	38		
Nicaragua	488	488			Tellicherry	31	31		
North Africa (other countries)	15, 425	425			Tirumalavasal	29	29		
Norway	2, 3, 15, 228	6, 7, 10, 11, 16, 17, 229			Tondl	30	30		
Nynalund	2, 3, 15				Topputtural	29	30		
Pacific—Islands in the	4, 5, 506	8, 9, 506			Transvaal	2, 3, 15, 433	16, 18		
Pamban	30	30			Tripoli	423	423		
Panama	489	489			Tunis	4, 5, 423	423		
Paraguay	492	492			Turkey, Asiatic	4, 5, 15	6, 7, 10, 11, 16		
Persia	4, 5, 15, 340—342	6, 7, 10, 11, 16, 17, 342—343			Levant and Black Sea	297	297		
Peru	494	16, 494—495			Red Sea	298	298		
Philippines	4, 5, 15, 390	6, 7, 10, 11, 16, 17, 390—391			Persian Gulf	302—303			
Point Calmete	29	29			Total	303—311			
Porto Novo	29	29			European	4, 5, 15, 294—295	6, 7, 10, 11, 16, 295		
Porto Rico	485	485			Turkistan	349	6, 7, 10, 11, 349		
Portugal	2, 3, 15, 273	6, 7, 10, 11, 16, 17, 273			Tuticorin	30	30		
Portuguese East Africa	4, 5, 15, 434—435	8, 9, 12, 13, 16, 17, 435—438			United Kingdom	2, 3, 15, 189—210	6, 7, 10, 11, 16, 210		
Portuguese Possessions in West Africa	15, 426	426			United States of America	4, 5, 15, 468—479	8, 9, 12, 13, 14, 479		
Puri	26	26			Uruguay	15, 492	16, 492		
Rangoon	32, 162—182	32, 182—188			Velanganni	29	29		
Reunion	4, 5, 15, 440	8, 9, 12, 13, 16, 17, 440—441			Venezuela	489	489		
Rhodesia	433	434			Victoria Point	38	38		
Roumania	292	8, 9, 10, 11, 16, 292			Vizagapatam	28	28		
Russia	2, 3, 15, 223	6, 7, 10, 11, 16, 17, 223—224			West Africa	15, 426	6, 7, 8, 9, 10, 11, 12, 13, 14, 15, 426		
Sandwich Islands	15, 505	8, 9, 12, 13, 16, 17, 505—506			West Indies	15, 466	6, 7, 8, 9, 10, 11, 12, 13, 14, 15, 466		
San-Salvador	488	488			Zanzibar and Pemba	2, 3, 15, 449	6, 7, 10, 11, 449		
Servia	292	292							

MISCELLANEOUS.

	Page	Shipping :—	Page
Trade and Navigation of		Abstract Tables—	
Abstract Tables	541—574	Vessels entered into each province	
General Imports	575—657	cleared from " "	818
Exports	658—747	entered from each country	
Import Trade	708—737	cleared to " "	822
Shipping	738—797	Nationality of vessels entered	826
Goods	837, 538	cleared	828
At each port	508—511	Vessels entered and cleared from and to each port—	
Principal Goods Imported	512—519	With Cargoes	830
Articles	519	In ballast	846
Trade of the	520—529	General Tables—	
	530—539	Vessels entered and cleared with Cargoes	860
	800—809	in ballast	872
		built at each port	880
		entered at each port	884