

[FIFTY-FIFTH ISSUE]

DEPARTMENT OF STATISTICS, INDIA

ANNUAL STATEMENT

OF THE

Sea-Born Trade of British India

WITH THE

British Empire and Foreign Countries

fiscal year ending 31st March, 1921

VOLUME II.

With detailed tables of the trade and shipping with each country and at each port, and tables relating to the trade of Aden, and of the French and Portuguese Possessions in India.

---

*Published by order of the Governor-General in Council*

---



CALCUTTA  
SUPERINTENDENT GOVERNMENT PRINTING, INDIA  
1922.

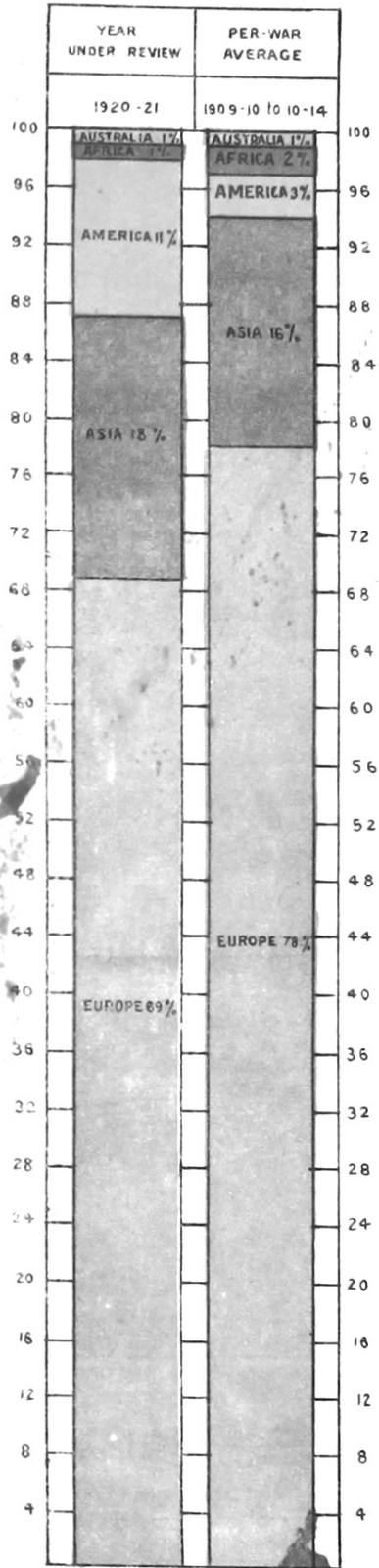
[No. 1622.]

Price Rs. 6 annas

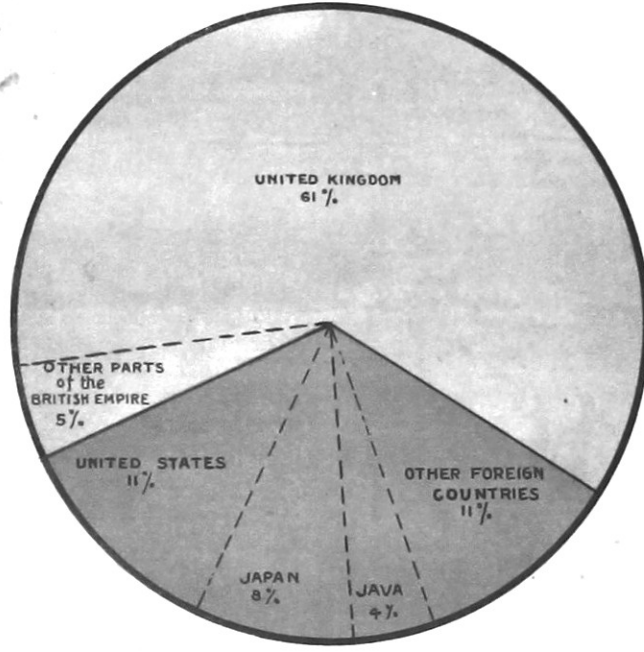
**I. SHARE OF THE CONTINENTS AND PRINCIPAL COUNTRIES IN THE IMPORT TRADE OF BRITISH INDIA IN 1920-21, AS COMPARED WITH THE AVERAGE OF THE FIVE PRE-WAR YEARS, 1909-10 TO 1913-14.**

# IMPORTS

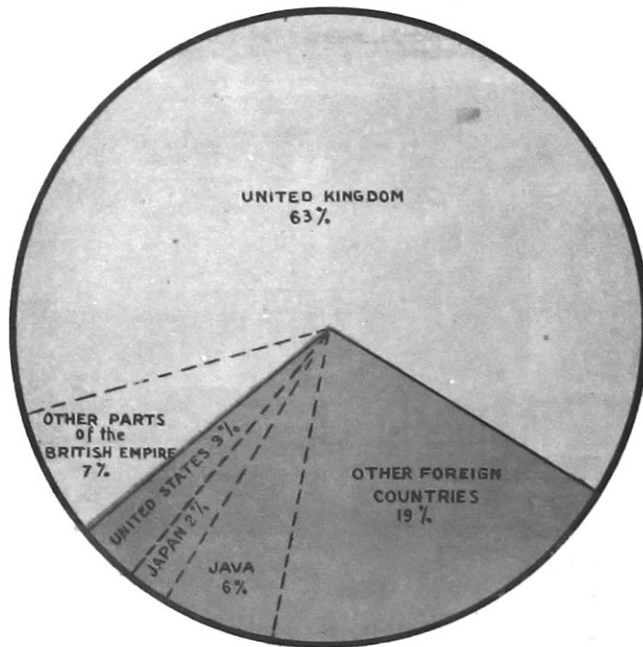
(1) SHARE OF CONTINENTS



(2) SHARE OF PRINCIPAL COUNTRIES  
1920-21  
(YEAR UNDER REVIEW)



1909-10 TO 1913-14  
(PRE-WAR AVERAGE)



1920-21  
(YEAR UNDER REVIEW)

	PER CENT
BRITISH EMPIRE	66
FOREIGN COUNTRIES	34
	100

1909-10 TO 1913-14  
(PRE-WAR AVERAGE)


	PER CENT
BRITISH EMPIRE	70
FOREIGN COUNTRIES	30
	100

Note the decrease in the share of the British Empire and Java and the increase in the case of the United States, and Japan, in the total import trade, as compared with the pre-war period.

**2. SHARE OF THE CONTINENTS AND PRINCIPAL COUNTRIES IN THE EXPORT TRADE OF BRITISH INDIA IN 1920-21, AS COMPARED WITH THE AVERAGE OF THE FIVE PRE-WAR YEARS, 1909-10 TO 1913-14.**

# EXPORTS

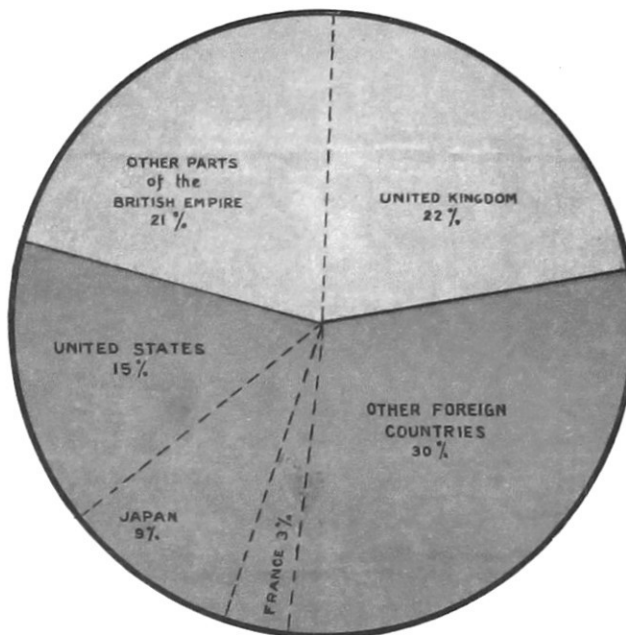
**(1) SHARE OF CONTINENTS**



**(2) SHARE OF PRINCIPAL COUNTRIES**

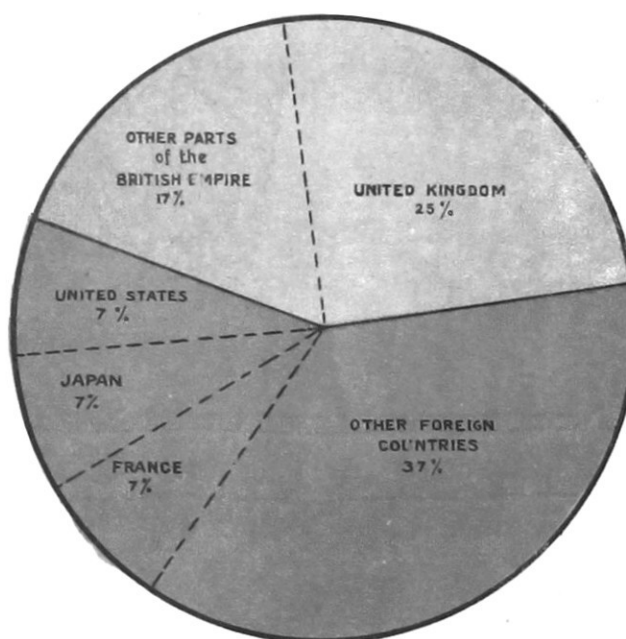
**1920-21**

**(YEAR UNDER REVIEW)**



**1909-10 TO 1913-14**

**(PRE-WAR AVERAGE)**



**1920-21 (YEAR UNDER REVIEW)**

	PER CENT
BRITISH EMPIRE	43
FOREIGN COUNTRIES	57
	100

**1909-10 TO 1913-14 (PRE-WAR AVERAGE)**

	PER CENT
BRITISH EMPIRE	42
FOREIGN COUNTRIES	58
	100

Note the increase in the share of the United States and Japan, and the decrease in the share of United Kingdom and France, in the total export trade, as compared with the pre-war period.

## INTRODUCTORY NOTE.

**1. Scope of the Returns.**—As stated in the Introductory Note to Volume I of this Annual Statement, the tables in this volume generally give information regarding the trade and shipping with each country and at each port for the official years 1916-17 to 1920-21. The tables of trade relate, in short, to the countries from which goods were imported or to which they were exported, being based on the records of countries of consignment and of final destination, and not, as in the corresponding volumes for 1910-11 and previous years, on those of countries of shipment and discharge.

**2. Statistical year.**—All tables given in this Volume cover the five official years, April to March, 1916-17 to 1920-21, except the shipping tables Nos. 8 and 9 which show figures for 1920-21 only.

**3. Abstract Tables.**—Tables 1 to 7 and 10 show for each of the years 1916-17 to 1920-21 the shares of each principal country in the total import, export, and re-export trade in merchandise only.

Table 1 shows the total value of the imports of merchandise and treasure separately from each principal country, table 2 gives similar details of the exports, including re-exports, and table 3 shows separately the total figures of the exports and re-exports of merchandise only. In these three tables the countries are grouped into (1) the British Empire and (2) Foreign countries.

In tables 4 to 7 are given the shares of each principal country in the totals, imports, exports, and re-exports of merchandise, the countries being grouped geographically within each Continent.

Table 8 shows the shares of each maritime province in the total imports and exports, including re-exports, of private merchandise and treasure. Similar details for Government stores and treasure are given in table 9.

In table 10 is shown the total trade in merchandise of each maritime province with each principal country.

Table 11 shows the total imports and exports of merchandise and treasure separately at each port.

**4. Detailed tables.**—Table 12 shows the quantities and values of the principal articles of merchandise imported and exported into and from each of the chief ports (Calcutta, Balasore, Bombay, Karachi, Fort St. George, and Rangoon). The information as regards the chief ports in this table relates to the quantities and values of the principal articles of merchandise entered for export or cleared for import by the Customs at the chief ports. Imported goods, though landed at the ports to which they are accredited, may afterwards be carried in coasting vessels to other ports before passing into consumption. Thus these returns are not, strictly speaking, an exact indication of the imports and exports passing through each port.

Table 13 shows the quantities and values of the principal articles of merchandise imported and exported from and to each principal country, the countries being arranged geographically within each Continent. The trade in each article is recorded separately when its value is £1,000 or more under imports, and £500 or more under exports. If the value of the trade in any particular article is less than the limit stated, it is generally grouped under the head "all other articles of merchandise."

The articles are arranged in alphabetical order as in Volume I, provision being made for grouping together within the alphabetical order such articles as are related industrially or commercially.

**5. Customs Revenue.**—Tables 14, 15, and 16 give details of the Customs duty collected (a) on imports and exports at each port in each province, (b) in respect of the principal and other articles of imported merchandise, and (c) in respect of the dutiable articles of exported merchandise. In tables 15 and 16 the arrangement of articles follows the classification in the tariff schedules. Table 17 gives the amount of drawbacks paid and duties refunded on the principal and other articles imported and exported.

**6. Dutiable articles allowed free of duty and Bonded goods.**—Table 18 shows the dutiable articles of imported merchandise allowed free of duty for the use of private individuals and institutions, and table 19 shows the quantity of certain principal articles of merchandise imported, which remained in customs bonded warehouses on the last day of each of the official years 1916-17 to 1920-21. The figures do not however include duty-paid goods lying in the warehouses outside customs authority.

**7. Conversion of Rupees into Sterling notation.**—The values of goods are recorded in Rupees in the shipping documents but throughout these tables they are shown in *pounds sterling* converted at the rate of R10=£1 for 1919-20 and 1920-21, and at R15=£1 for earlier years. The actual market rate of the rupee, however, varied from 16 $\frac{3}{4}$ d. to 16 $\frac{7}{16}$ d. in 1916-17, from 16 $\frac{3}{4}$ d. to 16 $\frac{3}{8}$ d. in 1917-18, from 16 $\frac{3}{8}$ d. to 17 $\frac{3}{8}$ d. in 1918-19, from 17 $\frac{3}{8}$ d. to 34 $\frac{1}{2}$ d. in 1919-20, and from 14 $\frac{3}{4}$ d. to 28d. in 1920-21. The change of notation from *Rupees* into *pounds sterling* was introduced in the Supplement to the Annual Statement for 1907-08 to 1910-11 and has been adopted in the Annual Statement itself, beginning with the issue for 1911-12.

**8. Trade of Aden.**—The tables relating to the Trade and Navigation of Aden for 1920-21 are incorporated in this issue.

*Nature of the Trade recorded in the Aden tables.*—Imports include all goods which are manifested for Aden, while exports include all goods and re-exports shipped from Aden. Transshipment cargo, *i.e.*, cargo manifested for transshipment on through bills of lading, is shown separately as noted below. There is a very considerable land trade, and exports by sea necessarily include a considerable amount of re-exports of goods originally imported by land, and imports include goods which are intended for exports by land.

*Countries to which imports or exports are credited in Aden.*—Following the classification of the sea-borne trade returns of British India, imports are classified as received from the countries whence they were consigned to Aden, and exports are credited to the countries of final destination.

*Method of ascertaining values in Aden.*—The values of goods are generally based on consignor's invoices, and not on the wholesale cash price in Aden as required by section 30 of the Sea Customs Act. The values of goods imported or exported are taken from the import and export pass notes forwarded to the Political Resident, Aden, by the Port Trust Department. In the case of goods brought by steamers the value is usually based upon the invoices; and in the case of cargo brought by *dhow* the value is taken from Arabic advices. In many cases papers are not available and manifests have to be written out in Aden. The pass notes are stated to be scrutinised by the assessors of the Revenue Department and corrected, where necessary, by comparison with average market rates, which are ascertained periodically for the purpose.

*Conversion of Rupees into Sterling notation in Aden tables.*—The values of goods throughout these tables are shown in pounds sterling converted at the rate of R15=£1.

*Tables of the Trade of Aden.*—These tables relate to the sea-borne and land trade and also to the shipping of the port of Aden for the official years 1916-17 to 1920-21. Tables 1A, 1B, and 1C, and 2A, 2B, and 2C are classified summaries, showing the values of the imports and exports from and to the British Empire and Foreign countries separately. Table 1 shows for each of the years 1916-17 to 1920-21, the total sea-borne trade of Aden in private merchandise and treasure, and table 2 gives similar details of Government stores and treasure. Tables 3 and 4 show the total value of imports and exports, respectively, from and to each principal country, of merchandise and treasure separately. The countries in these two tables are arranged geographically within each Continent. Table 5 shows the total quantities and value of the principal articles of imports and table 6 gives similar details of exports. Tables 7 and 8 are general tables and show the quantities and values of the imports and exports, respectively, with the countries from or to which imported or exported. The articles are arranged alphabetically, provision being made for grouping together within the alphabetical order such articles as are related industrially or commercially, as in abstract tables 5 and 6. Tables 9, 9A, 10 and 10A relate to the land trade and show the imports and exports from and to the interior of Arabia. Shipping figures are recorded in tables 11 to 14. Tables 15 and 16 show the number of packages of transshipment cargo landed in wharves awaiting shipment to destination.

9. **Trade of the French and the Portuguese Possessions in India.**—The trade is recorded in separate sets of tables, the trade of the French Possessions being for the five years ending the 31st March 1921. Returns of the trade of the Portuguese Possessions for 1914-15 and 1915-16 have been received and are being published separately as Supplement to the Annual Statement of the Sea-borne Trade of British India.

10. **Shipping Foreign Trade.**—*Entrances and clearances of vessels.*—Vessels bringing cargo from more than one Foreign Port are recorded as entering from the most distant port at which cargo for British India was embarked. Vessels with cargo departing from British India for more than one Foreign Port are recorded as clearing for the most distant port at which cargo from British India is to be disembarked.

Vessels in the Foreign Trade are recorded as entering on the voyage inwards at the first port at which cargo is discharged, and as clearing on the voyage outwards at the last port at which cargo is laden. If on their inward voyage they enter a port in British India to discharge only a part of their cargoes and then proceed to other ports in British India, their clearances and entries after arrival at the first port are recorded in the Coasting Trade, whether they ship "Coasting Cargo" or not, for the foreign voyage is deemed to have ended on arrival at the port where part of the cargo is first discharged. If vessels on the voyage outwards load with part cargo for a Foreign Port, and part for some other port or ports in British India, they are recorded at the first port of departure as cleared in the Coasting Trade and such vessels are again recorded as cleared in the Foreign Trade at the last British Indian port.

Vessels in ballast are recorded both as to entries and clearances in the same way as vessels with cargo.

The classes of vessels which are distinguished in the shipping tables are detailed below:—

*British.*—Steamers and square-rigged sailing vessels, flying the British flag and registered under the English Merchant Shipping Act, 1894, in any port in the United Kingdom or in a British Possession other than British India.

*British Indian.*—Steamers and square-rigged sailing vessels, flying the British flag, and registered under the Indian Merchant Shipping Act, X of 1841, or other enactment for the time being in force for the registration of ships in British India.

*Native craft*—

- (i) *British.*—Sailing vessels, not square-rigged, flying the British flag but not belonging to any ports in British India or in Indian States.
- (ii) *British Indian.*—Sailing vessels, not square-rigged, belonging to ports in British India or in Indian States.
- (iii) *Foreign.*—Sailing vessels, not square-rigged, flying a flag other than the British flag or that of an Indian State.

*Foreign.*—Steamers and square-rigged sailing vessels flying a flag other than the British flag.

Abstract table 1 gives the total entries and clearances in each maritime province, and tables 2 and 3 show the countries from which the vessels entered or to which they cleared. In tables 4 and 5 is shown the nationality of these vessels. Tables 6 and 7 give the details of the shipping at each port in each province. In tables 8 and 9 are shown for one year only the nationality as well as the countries (from which entered or to which cleared) of vessels with cargoes and in ballast, respectively. Table 10 shows the number and tonnage of steam-vessels built at each port, and table 11 gives similar details of vessels first registered.

11. **Charts.**—Diagrams have been added, illustrating the share of each Continent and the principal countries in the import and export trade in the year ending 31st March 1921, as compared with the average of the five pre-war years 1909-10 to 1913-14.

## CONTENTS

### TABLES RELATING TO THE SEA-BORNE TRADE AND NAVIGATION OF INDIA

No of Tables.		Page.
	Charts illustrating (1) Share of continents and principal countries in the import trade in the year ending 31st March 1921, as compared with the average of the five pre-war years 1909-10 to 1913-14	} frontis- piece
	(2) Share of continents and principal countries in the export trade in the year ending 31st March 1921, as compared with the average of the five pre-war years 1909-10 to 1913-14	} "
	Introductory Note . . . . .	i—iii
	Contents . . . . .	v— xi
<b>I.—ABSTRACT TABLES—</b>		
	Imports of Merchandise and Treasure (including Government transactions)—	
1	From each Country. Value . . . . .	2
	Exports of Private Merchandise and Treasure—	
	To each Country. Value—	
2	(a) Total . . . . .	6
3	{ (b) Indian Merchandise } . . . . .	10
	{ (c) Foreign Merchandise } . . . . .	
4	Total Trade (Imports, Exports, and Re-exports) in Private Merchandise with each Continent . . . . .	14
5	Import Trade in Private Merchandise with each Continent. Value . . . . .	15
6	Export Trade in Private Merchandise (Indian) with each Continent . . . . .	16
7	Re-export „ „ (Foreign) „ „ . . . . .	17
	Share of each Province in the Imports and Exports of Merchandise and Treasure Value—	
8	Private Trade . . . . .	18
9	Government Stores and Treasure . . . . .	19
10	Trade of each Province with each Country. Value . . . . .	20
11	Trade at each Port. Value . . . . .	26
<b>II.—DETAILED STATEMENT OF THE TRADE AT THE CHIEF PORTS—</b>		
	Imports and Exports of Merchandise at Chief Port of each Province. Value—	
12	Calcutta . . . . .	34
	Balasore . . . . .	69
	Bombay . . . . .	70
	Karachi . . . . .	109
	Fort St. George . . . . .	136
	Rangoon . . . . .	162

## CONTENTS—continued

No. of Tables.		Page.
	<b>III.—DETAILED STATEMENT OF THE TRADE WITH EACH COUNTRY—</b>	
	<b>I.—Europe—</b>	
13	United Kingdom . . . . .	189
"	Russia . . . . .	223
"	Sweden . . . . .	225
"	Norway . . . . .	228
"	Denmark . . . . .	229
"	Germany . . . . .	230
"	Holland . . . . .	243
"	Belgium . . . . .	251
"	Luxemburg . . . . .	260
"	France . . . . .	261
"	Spain . . . . .	270
"	Gibraltar . . . . .	271
"	Portugal . . . . .	273
"	Malta and Gozo . . . . .	273
"	Madeira . . . . .	274
"	Cyprus . . . . .	275
"	Switzerland . . . . .	276
"	Italy . . . . .	279
"	Austria-Hungary . . . . .	287
"	Czecho-Slovakia . . . . .	291
"	Bulgaria . . . . .	291
"	Roumania . . . . .	292
"	Servia . . . . .	292
"	Greece . . . . .	293
"	Turkey (including Crete or Candia) . . . . .	294
"	Other Countries . . . . .	296
	<b>II.—Asia—</b>	
"	Turkey (Levant and Black Sea) . . . . .	297
"	" (Red Sea) . . . . .	298
"	" (Persian Gulf) . . . . .	302
"	" (Total) . . . . .	309
"	Aden and Dependencies . . . . .	318



CONTENTS—*continued*

No. of Tables.		Page.
	<b>III.—DETAILED STATEMENT OF THE TRADE WITH EACH COUNTRY—<i>continued</i></b>	
	<b>II.—Asia—<i>continued</i></b>	
"	Maskat Territory and Trucial Oman . . . . .	326
"	Other Native States in Arabia . . . . .	331
"	Bahrain Islands . . . . .	336
"	Persia . . . . .	340
"	Henjam Island . . . . .	348
"	Turkistan . . . . .	349
"	Maldives . . . . .	350
"	Ceylon . . . . .	351
"	Straits Settlements (including Labuan) . . . . .	363
"	Federated Malay States . . . . .	378
"	Sumatra . . . . .	379
"	Java . . . . .	381
"	Borneo (British and Dutch) . . . . .	384
"	Celebes and other Islands . . . . .	384
"	Siam . . . . .	385
"	Indo-China (including Cochin-China, Cambodia, Annam, & Tonkin) . . . . .	388
"	Philippines . . . . .	390
"	Macão . . . . .	391
"	Formosa . . . . .	392
"	Hongkong . . . . .	392
"	China (exclusive of Hongkong and Macão) . . . . .	399
"	Korea . . . . .	405
"	Japan . . . . .	406
"	Other Countries . . . . .	418
	<b>III.—Africa—</b>	
"	Egypt . . . . .	418
"	Tripoli . . . . .	423
"	Tunis . . . . .	423
"	Algeria . . . . .	424
"	Morocco . . . . .	424
"	Canary Islands . . . . .	425
"	Other Countries in North Africa . . . . .	425
"	<b>British, French, Spanish, and Portuguese Possessions in West Africa</b>	426
"	Cape Colony . . . . .	426
"	Natal . . . . .	429
"	Transvaal . . . . .	433
"	Rhodesia . . . . .	433
"	Portuguese East Africa . . . . .	434

CONTENTS—*continued*

No. of Tables		Page.
	<b>III.—DETAILED STATEMENT OF THE TRADE WITH EACH COUNTRY—<i>continued</i></b>	
	<b>III.—Africa—<i>continued</i></b>	
13	Madagascar . . . . .	438
"	Reunion . . . . .	440
"	Mauritius and Dependencies . . . . .	441
"	German East Africa . . . . .	446
"	Zanzibar and Pemba . . . . .	449
"	East African Protectorate . . . . .	453
"	Seychelles . . . . .	459
"	Italian East Africa (Eritrea and Somaliland) . . . . .	460
"	Somaliland (British and French) . . . . .	462
"	Abyssinia . . . . .	464
"	Other Countries . . . . .	464
	<b>IV.—America—</b>	
"	North America—Canada . . . . .	465
"	"    "    United States . . . . .	468
"	"    "    Bermudas . . . . .	484
"	"    "    Cuba . . . . .	484
"	"    "    Hayti and St. Domingo . . . . .	485
"	"    "    Porto Rico . . . . .	485
"	"    "    West Indies (British and Foreign) . . . . .	486
"	"    "    Mexico . . . . .	487
"	Central America—Guatemala . . . . .	487
"	"    "    Honduras . . . . .	487
"	"    "    San Salvador . . . . .	488
"	"    "    Nicaragua . . . . .	488
"	South America—Colombia . . . . .	488
"	"    "    Panama . . . . .	489
"	"    "    Venezuela . . . . .	489
"	"    "    British Guiana . . . . .	489
"	"    "    French Guiana . . . . .	490
"	"    "    Dutch Guiana . . . . .	490
"	"    "    Brazil . . . . .	491
"	"    "    Paraguay . . . . .	492
"	"    "    Uruguay . . . . .	492
"	"    "    Argentine Republic . . . . .	493
"	"    "    Chile . . . . .	493
"	"    "    Peru . . . . .	494
"	"    "    Ecuador . . . . .	495
"	"    "    Bolivia . . . . .	495

## CONTENTS—continued

No. of Tables.		Page.
	<b>III.—DETAILED STATEMENT OF THE TRADE WITH EACH COUNTRY—concluded.</b>	
	<b>V.—Australia and Oceania—</b>	
13	Australian Commonwealth . . . . .	496
"	New Zealand . . . . .	502
"	Fiji Islands . . . . .	504
"	Sandwich Islands . . . . .	506
"	Other Islands in the Pacific . . . . .	506
	<b>IV.—Customs Duty. Gross amount collected—</b>	
14	At each Port in each Province . . . . .	508
15	On Principal and other Articles imported . . . . .	512
16	On Articles exported . . . . .	519
	<b>V.—Drawbacks and Refunds. Amount—</b>	
17	On principal and other Articles imported and exported . . . . .	520
18	<b>VI.—Dutiable Articles of Imported Merchandise allowed Free of Duty. Quantity and Value</b>	530
19	<b>VII.—Bonded Goods—</b> Principal Articles warehoused under Bond. Quantity . . . . .	537
	<b>VIII.—TRADE AND NAVIGATION OF ADEN (1916-17 to 1920-21).</b>	
	<b>SEA-BORNE TRADE.</b>	
	<b>I. ABSTRACT TABLES FOR OFFICIAL YEARS 1916-17 to 1920-21—</b>	
1A	Summary of Imports—From British Empire . . . . .	541
1B	" " " Foreign Countries . . . . .	542
1C	" " " British Empire and Foreign Countries . . . . .	543
2A	Summary of Exports—To British Empire . . . . .	544
2B	" " " Foreign Countries . . . . .	545
2C	" " " British Empire and Foreign Countries . . . . .	546
1	Imports and Exports—Merchandise and Treasure—Sea-borne Trade with Foreign Countries and with India. Total value . . . . .	547
2	Imports and Exports—Government Stores and Treasure—From and to Foreign Countries and India. Total value . . . . .	547
3	Imports—Merchandise and Treasure—From each Foreign Country and Ports in India. Total value . . . . .	548
4	Exports—Merchandise and Treasure—To each Foreign Country and Ports in India. Total value . . . . .	550
5	Imports—Articles of Merchandise. Quantity and value . . . . .	552
6	Exports—Articles of Merchandise. Quantity and value . . . . .	557
7	<b>II. DETAILED STATEMENT OF IMPORTS—</b> Principal and other Articles of Merchandise and Treasure (1916-17 to 1920-21) . . . . .	575

## CONTENTS—continued

No. of Tables.		Page.
<b>III. DETAILED STATEMENT OF EXPORTS—</b>		
8	Principal and other Articles of Merchandise and Treasure (1916-17 to 1920-21)	688
<b>INLAND TRADE.</b>		
9	Imports—Articles of Merchandise and Treasure—From the interior of Arabia by Land—Quantity and value—1920-21	768
9A	Imports—Articles of Merchandise and Treasure—From the interior of Arabia by Rail—Quantity and value 1920-21	770
10	Exports—Articles of Merchandise and Treasure—To the interior of Arabia per Inland Communication—Quantity and value—1920-21 compared with 1919-20	772
10A	Exports—Articles of Merchandise and Treasure—To the interior of Arabia by Rail—Quantity and value—1920-21 compared with 1919-20	780
<b>NAVIGATION.</b>		
11	Shipping with each country—Entered—Total Number and Tonnage of vessels—British, British Indian, and Foreign—1916-17 to 1920-21	788
12	“ “ Cleared—Total Number and Tonnage of vessels—British, British Indian, and Foreign—1916-17 to 1920-21	790
13	Nationality of Vessels—Entered and cleared—Total Number and Tonnage of Vessels of each Nation—1916-17 to 1920-21	792
14	Nationality of Country Crafts—Entered and cleared—Total Number and Tonnage of Country Crafts of each Nation—1916-17 to 1920-21	794
15	Import Transshipment Cargo—1920-21	798
16	Export “ “ —1920-21	802
<b>IX.—TRADE OF THE FRENCH POSSESSIONS IN INDIA (1916-17 to 1920-21)—</b>		
1	<b>IMPORTS AND EXPORTS</b> . SEA-BORNE FOREIGN AND COASTING TRADE—Total Value thereof	809
2	<b>IMPORTS AND EXPORTS</b> . SEA-BORNE FOREIGN AND COASTING TRADE AT EACH PORT—Value thereof	809
3	<b>IMPORTS</b> . . . . . <b>MERCHANDISE</b> — From each Foreign Country and Ports in India—Value thereof	810
4	<b>EXPORTS</b> . . . . . <b>MERCHANDISE</b> —To each Foreign Country and Ports in India—Value thereof	810
5	<b>IMPORTS</b> . . . . . <b>FROM FOREIGN COUNTRIES</b> —Principal Articles of Merchandise—Quantity and Value	811
6	<b>EXPORTS</b> . . . . . <b>TO FOREIGN COUNTRIES</b> —Principal Articles of Foreign and Indian Merchandise—Quantity and Value	812
7	<b>IMPORTS</b> . . . . . <b>FROM INDIAN PORTS</b> —Principal Articles of Merchandise—Quantity and Value	816
8	<b>EXPORTS</b> . . . . . <b>TO INDIAN PORTS</b> —Principal Articles of Foreign and Indian Merchandise—Quantity and Value	814

