

[TY-THIRD ISSUE]

DEPARTMENT OF STATISTICS, INDIA

ANNUAL STATEMENT
OF THE
Sea-Borne Trade of British India
WITH THE
British Empire and Foreign Countries

For the fiscal year ending 31st March, 1919

VOLUME II

Abstract and detailed tables of the trade and shipping with each country and at each port, and tables relating to the trade of Aden, and of the French and Portuguese Possessions in India

Published by order of the Governor-General in Council



CALCUTTA
SUPERINTENDENT GOVERNMENT PRINTING, INDIA

1920

[No. 1215.]

Price Rs. 6 annas 8

Publications of the Department of Statistics, India.

[Publications noted below are obtainable from the Superintendent, Government Printing, India, Hastings Street, Calcutta, and all agents for the sale of Government publications. Remittances should be made by postal or money order and should include forwarding charges, as indicated in brackets opposite each publication.]

ANNUAL.

1. Review of the Trade of India. As. 12. (2a.)
2. Accounts relating to the Sea-borne Trade of British India for the Calendar year. As. 12. (2a.)
3. Annual Statement of the Foreign Sea-borne Trade and Navigation of British India:—
Vol. I.—Abstract and detailed Tables of Imports and Exports. R4-12. (R1.)
Vol. II.—Abstract and detailed Tables of Trade and Shipping, etc. R6-8. (12a.)
4. Annual Statement of the Coasting Trade and Navigation of British India. R3. (7a.)
5. Inland Trade (Rail and River-borne) of India. R1-12. (6a.)
6. Report on the Trade carried by Rail and River in Bengal. R3-3. (5a.)*
7. Report on the Trade of Bengal with Nepal, Tibet, Sikkim, and Bhutan. As. 13. (2a.)*
8. Prices and Wages in India. R2. (9a.)
9. Statistics of British India—Vol. I.—Commercial Statistics. R1-8. (5a.)
10. " " " Vol. II.—Financial Statistics. R1-8. (5a.)
11. " " " Vol. III.—Public Health. R1. (4a.)
12. " " " Vol. IV.—Administrative, Judicial, etc. R1-4. (4a.)
13. " " " Vol. V.—Education. R2. (5a.)
14. Agricultural Statistics of India:—
Vol. I.—British India. R2-8. 12(a.)
Vol. II.—Native States. R1. (4a.)
15. Summary Tables of the Agricultural Statistics of British India. As. 4.
16. Estimates of Area and Yield of Principal Crops in India. As. 8. (2a.)
17. Preliminary Statement showing the Area and Yield of Principal Crops in India. Half anna.
18. Report on the Production of Tea in India. As. 8. (2a.)
19. Report on the Production and Consumption of Coal in India. As. 12. (2a. 6p.)
20. Statistics relating to Joint Stock Companies in British India and Mysore. R3-4. (2a.)
21. Statistical Tables relating to Banks in India with a Map, Introductory Memorandum, and Banking Directory. R1-12.
22. Cotton Pressing Factories and Cotton Spinning Mills in India. R1-10.

MONTHLY.

23. Accounts of the Foreign Sea-borne Trade and Navigation of British India. As. 8. (2a.)
24. Accounts relating to the Trade by land of British India with foreign countries. As. 8. (2a.)
25. Cotton Spinning and Weaving in Indian Mills. As. 2. (1a.)
26. Calcutta Trade Fluctuations. As. 2.
27. Customs Revenue Statement. Half anna.
28. Joint Stock Companies registered in British India and Mysore. Half anna.

FORTNIGHTLY.

29. Wholesale and Retail Prices of cereals, pulses, oilseeds, sugar, salt, etc., in India. As. 6.

WEEKLY.

30. Weekly Imports and Exports from Chief Ports of Wheat, Jute and Cotton. Half anna.


MISCELLANEOUS.

31. Variations in Indian Price Levels from 1861 expressed in Index Numbers. As. 12. (3d.)
32. Crop Forecasts. Half anna each.
Rice—1st (October), 2nd (December), Final (February).
Wheat—1st (January), 2nd (March), 3rd (May), Final (August). Special and supplementary (intermediate).
Cotton—1st (August), 2nd (October), 3rd (December), Final (February).
Linseed, Rape and Mustard (*winter oilseeds*)—1st (January), 2nd (March), Final (June).
Sesamum (*til or jinjili*)—1st (September), 2nd (October), Final (January), Supplementary (April).
Groundnut—1st (October), Final (February).
Indigo—1st (October), Final (December).
Sugarcane—1st (August), 2nd (October), Final (February).
33. Large Industrial Establishments in India. R2-12.
34. Registration and Publication of Statistics relating to the Sea-borne Trade and Navigation of British India. R3-2.
35. A manual on the preparation of Crop Forecasts in India. As. 8.
36. Cotton Map of India, No. 1.—Showing the different varieties of cotton grown in the different districts and States in India. As. 8.
37. Cotton Map of India, No. 2.—Showing the relative importance of cotton growing districts and States in India. As. 4.
38. Annual Report on the Average Yield per Acre of Principal Crops in India for the period 17. As. 12.

Copies of these Maps can be obtained from the Department of Statistics, India, 1, Council House Street, Calcutta.

(*) to be obtained from the Officer in charge, Bengal Secretariat [Book Dept.]

[FIFTY-THIRD ISSUE]



DEPARTMENT OF STATISTICS, INDIA

Dhananjayrao Gadgil Library



GIPE-PUNE-210809

ANNUAL STATEMENT

OF THE

Sea-Borne Trade of British India

WITH THE

British Empire and Foreign Countries

For the fiscal year ending 31st March, 1919

VOLUME II

Abstract and detailed tables of the trade and shipping with each country and at each port, and tables relating to the trade of Aden, and of the French, and Portuguese Possessions in India


Published by order of the Governor-General in Council



CALCUTTA
SUPERINTENDENT GOVERNMENT PRINTING, INDIA
1920

[No. 1215.]

Price Rs. 6 annas 8.



INTRODUCTORY NOTE

1. **Scene of the Returns.**—The tables in this volume give information regarding the trade and shipping with each country and at each port for the official years 1914-15 to 1918-19.* They relate in short to the countries from which goods were imported or to which they were exported, being based on the records of countries of consignment and of final destination, and not, as in the corresponding volumes for 1910-11 and previous years, on those of countries of shipment and discharge.

2. **Abstract Tables.**—Tables 1 to 7 and 10 show for each of the years 1914-15 to 1918-19 the shares of each principal country in the total import, export, and re-export trade in merchandise only.

Table 1 shows the total value of the imports of merchandise from each principal country, table 2 gives similar details of the exports, including re-exports, and table 3 shows separately the total figures of the exports and re-exports of merchandise. In these three tables the countries are grouped into (1) the British Empire, and (2) Foreign countries.

In tables 4 to 7 are given the shares of each principal country in the totals, imports, exports, and re-exports of merchandise, the countries being grouped geographically within each Continent.

Table 8 shows the shares of each maritime province in the total imports and exports, including re-exports, of private merchandise, and similar details for Government stores are given in table 9. In table 10 is shown the total trade in merchandise of each maritime province with each principal country. Table 11 shows the total imports and exports of merchandise at each port.

The details showing the imports and exports of silver are published in Volume I of the Annual Statement of the Sea-Borne Trade of British India. The publication of gold figures for the period October 1917 to June 1919 has been temporarily discontinued.

3. **Detailed tables.**—Tables 12 and 13 show the quantities and values of the principal and other articles of merchandise imported and exported (a) at each of the chief ports (Calcutta, Balasore, Bombay, Karachi, Fort St. George, and Rangoon), and (b) from and to each principal country, respectively, exports and re-exports being separately distinguished in both the tables. The articles are arranged in alphabetical order as in the preceding volume, provision being made for grouping together within the alphabetical order such articles as are related industrially or commercially. The countries in table 13 (trade with each country) are arranged geographically within the several Continents.

The information as regards the chief ports in table 12 relates to the quantities and values of the principal articles of merchandise entered for export or cleared for import by the Customs at the chief ports. Imported goods, though landed at the ports to which they are accredited, may afterwards be carried in coasting vessels to other ports before passing into consumption. Thus these returns are not, strictly speaking, an exact indication of the imports and exports passing through each port.

The trade in each article is recorded separately in table 13, when its value is £1,000 or more under imports, and £500 or more under exports. If the value of the trade in any particular article is less than the limit stated, it is generally grouped under the head "all other articles of merchandise."

4. **Customs Revenue.**—Tables 14, 15, and 16 give details of the Customs duty collected (a) on imports and exports at each port in each province, (b) in respect of principal and other articles of the imported merchandise, and (c) in respect of the exported merchandise. In tables 15 and 16 the arrangement of articles follows the classification in the tariff schedules. Table 17 gives the amount of drawbacks paid and duties refunded on the principal and other articles imported and exported.

5. **Dutiable articles allowed free of duty and Bonded goods.**—Table 18 shows the dutiable articles of imported merchandise allowed free of duty for the use of private individuals and institutions, and table 19 shows the quantity of certain principal articles of merchandise imported, which remained in bond on the last day of each of the official years 1914-15 to 1918-19.

* Except the shipping tables, Nos. 8 and 9, which show figures for 1918-19 only

6. Trade of Aden.—The tables relating to the Trade and Navigation of Aden for 1918-19 are incorporated in this issue.

Nature of the Trade recorded in the Aden tables.—Imports include all goods which are manifested for Aden, while exports include all goods and re-exports shipped from Aden. Transhipment cargo, *i.e.*, cargo manifested for transhipment on through bills of lading, is shown separately in tables 15 and 16. There is a very considerable land trade, and exports by sea necessarily include a considerable amount of re-exports of goods originally imported by land, and imports include goods which are intended for exports by land.

Countries to which imports or exports are credited in Aden.—Following the classification of the sea-borne trade returns of British India, imports are classified as received from the countries whence they were consigned to Aden, and exports are credited to the countries of final destination.

Method of ascertaining values in Aden.—The values of goods are generally based on consignor's invoices, and not on the wholesale cash price in Aden as required by section 30 of the Sea Customs Act. The values of goods imported or exported are taken from the import and export pass notes forwarded to the Political Resident, Aden, by the Port Trust Department. In the case of goods brought by steamers the value is usually based upon the invoices; and in the case of cargo brought by *dhow* the value is taken from Arabic advices. In many cases papers are not available and manifests have to be written out in Aden. The pass notes are stated to be scrutinised by the assessors of the Revenue Department and corrected, where necessary, by comparison with average market rates, which are ascertained periodically for the purpose.

Tables of the Trade of Aden.—These tables relate to the sea-borne and land trade and also to the shipping of the port of Aden for the official years 1914-15 to 1918-19. Tables 1*a*, 1*b*, and 1*c* and 2*a*, 2*b*, and 2*c* are classified summaries, showing the values of the imports and exports from and to the British Empire and Foreign countries separately. Table 1 shows for each of the years 1914-15 to 1918-19, the total sea-borne trade of Aden in private merchandise and treasure, and table 2 gives similar details of Government stores and treasure. Tables 3 and 4 show the total value of imports and exports, respectively, from and to each principal country, of merchandise and treasure separately. The countries in these two tables are arranged geographically within each Continent. Table No. 5 shows the total quantities and value of the principal articles of imports and table 6 gives similar details of exports. Tables 7 and 8 are general tables and show the quantities and the value of the imports and exports, respectively, with the countries from or to which imported or exported. The articles are arranged alphabetically, provision being made for grouping together within the alphabetical order such articles as are related industrially or commercially, as in abstract tables 5 and 6. Tables 9 and 10 relate to the land trade and show respectively the imports and exports from and to the interior of Arabia. Shipping figures are recorded in tables 11 to 14. Tables 15 and 16 show the number of packages of transhipment cargo imported and exported.

7. Trade of the French and the Portuguese Possessions in India.—The trade is recorded in separate sets of tables, the trade of the French Possessions being for the five years ending the 31st March 1919. Returns of the trade of the Portuguese Possessions will be published separately as supplement to the Annual Statement of the Sea-borne Trade of British India.

8. Shipping Foreign Trade.—*Entrances and clearances of vessels.*—Vessels bringing cargo from more than one Foreign Port are recorded as entering from the most distant port at which cargo for British India was embarked. Vessels with cargo departing from British India for more than one Foreign Port are recorded as clearing for the most distant port at which cargo from British India is to be disembarked.

Vessels in the Foreign Trade are recorded as entering on the voyage inwards at the first port at which cargo is discharged, and as clearing on the voyage outwards at the last port at which cargo is laden. If on their inward voyage they enter a port in British India to discharge only a part of their cargoes and then proceed to other ports in British India, their clearances and entries after arrival at the first port are recorded in the Coasting Trade, whether they ship "Coasting Cargo" or not, for the foreign voyage is deemed to have ended on arrival at the port where part of the cargo is first discharged. If vessels on the voyage outwards

load with part cargo for a Foreign Port, and part for some other port or ports in British India, they are recorded at the first port of departure as cleared in the Coasting Trade and such vessels are again recorded as cleared in the Foreign Trade at the last British Indian port.


Vessels in ballast are recorded both as to entries and clearances in the same way as vessels with cargo.

Abstract table 1 gives the total entries and clearances in each maritime province, and tables 2 and 3 show the countries from which the vessels entered or to which they cleared. In tables 4 and 5 is shown the nationality of these vessels. Tables 6 and 7 give the details of the shipping at each port in each province. In tables 8 and 9 are shown for one year only the nationality as well as the countries (from which entered or to which cleared) of vessels with cargoes and in ballast, respectively. Table 10 shows the number and tonnage of steam-vessels built at each port, and table 11 gives similar details of vessels first registered.

10. *Charts.*—Diagrams have been added, illustrating the share of principal countries in the import and export trade in the year ending 31st March 1919, as compared with the average of the five pre-war years 1909-10 to 1913-14.

DEPARTMENT OF STATISTICS, INDIA,
Calcutta, April 9, 1920.

D. N. GHOSH,
Offg. Director of Statistics.



CONTENTS

TABLES RELATING TO THE SEA-BORNE TRADE AND NAVIGATION OF INDIA

No. of Tables.		Page.
	Introductory Note	i—iii
	Contents	v— xi
	Charts illustrating (1) Share of principal countries in the import trade in the year ending 31st March 1919, as compared with the average of the five pre-war years 1909-10 to 1913-14	} frontis- piece
	(2) Share of principal countries in the export trade in the year ending 31st March 1919, as compared with the average of the five pre-war years 1909-10 to 1913-14	} "
	I.—ABSTRACT TABLES—	
	Imports of Merchandise (including Government transactions)—	
1	From each Country. Value	2
	Exports of Private Merchandise—	
	To each Country. Value—	
2	(a) Total	6
3	{ (b) Indian Merchandise }	10
	{ (c) Foreign Merchandise }	
4	Total Trade (Imports, Exports, and Re-exports) in Private Merchandise with each Continent	14
5	Import Trade in Private Merchandise with each Continent. Value	15
6	Export Trade in Private Merchandise (Indian) with each Continent	16
7	Re-export " " (Foreign) " "	17
	Share of each Province in the Imports and Exports of Merchandise Value—	
8	Private Trade	18
9	Government Stores	19
10	Trade of each Province with each Country. Value	20
11	Trade at each Port. Value	26
	II.—DETAILED STATEMENT OF THE TRADE AT THE CHIEF PORTS—	
12	Imports and Exports of Merchandise at Chief Port of each Province. Value—	
	Calcutta	34
	Balasore	66
	Bombay	67
	Karachi	101
	Fort St. George	124
	Rangoon	148

CONTENTS—continued

No. of Tables.		Page.
	III.—DETAILED STATEMENT OF THE TRADE WITH EACH COUNTRY—	
	I.—Europe—	
13	United Kingdom	173
"	Russia	201
"	Sweden	203
"	Norway	205
"	Denmark	206
"	Germany	207
"	Holland	221
"	Belgium	226
"	France	233
"	Spain	241
"	Gibraltar	242
"	Portugal	244
"	Malta and Gozo	244
"	Italy	245
"	Austria-Hungary	251
"	Switzerland	258
"	Bulgaria	260
"	Roumania	261
"	Greece	262
"	Turkey (including Crete or Candia)	263
"	Other Countries	264
	II.—Asia—	
"	Turkey (Levant and Black Sea)	265
"	" (Red Sea)	266
"	" (Persian Gulf)	269
"	" (Total)	273
"	Aden and Dependencies	282
"	Maskat Territory and Trucial Oman	289
"	Other Native States in Arabia	294
"	Bahrein Islands	299
"	Persia	302
"	Henjam Island	309
"	Turkistan	310

CONTENTS—*continued*

No. of Tables.		Page.
	III.—DETAILED STATEMENT OF THE TRADE WITH EACH COUNTRY—<i>continued</i>	
	II.—Asia—<i>continued</i>	
13	Maldives	311
"	Ceylon	312
"	Straits Settlements (including Labuan)	323
"	Federated Malay States	334
"	Sumatra	335
"	Java	337
"	Borneo (British and Dutch)	340
"	Celebes and other Islands	340
"	Siam	341
"	Indo-China (including Cochin-China, Cambodia, Annam, & Tonkin)	344
"	Philippines	346
"	Macao	347
"	Formosa	348
"	Hongkong	349
"	China (exclusive of Hongkong and Macao)	355
"	Korea	360
"	Japan	361
"	Other Countries	370
	III.—Africa—	
"	Egypt	371
"	Other Countries in North Africa	376
"	British, French, German, Spanish, and Portuguese Possessions in West Africa	377
"	German South-West Africa	377
"	Cape Colony	378
"	Natal	380
"	Transvaal	384
"	Rhodesia	384
"	Portuguese East Africa	385
"	Madagascar	388
"	Reunion	390
"	Mauritius and Dependencies	390
"	German East Africa	395
"	Zanzibar and Pemba	398
"	East African Protectorate	402
"	Seychelles	407
"	Italian East Africa (Eritrea and Somaliland)	408
"	Somaliland (British and French)	410
"	Abyssinia	412
"	Other Countries	412

CONTENTS—*continued*

No. of Tables.		Page.
	III.—DETAILED STATEMENT OF THE TRADE WITH EACH COUNTRY—<i>concluded</i>	
	IV.—America—	
13	North America—Canada	413
"	" " United States	414
"	" " Newfoundland and Coast of Labrador	425
"	" " Bermudas	425
"	" " Cuba	425
"	" " Hayti and St. Domingo	426
"	" " Porto Rico	426
"	" " West Indies (British and Foreign)	428
"	" " Mexico	428
"	Central America—San Salvador	429
"	" " Nicaragua	429
"	" " Honduras (British)	429
"	South America—Colombia	429
"	" " Venezuela	430
"	" " British Guiana	430
"	" " French Guiana	431
"	" " Dutch Guiana	431
"	" " Brazil	432
"	" " Paraguay	433
"	" " Uruguay	433
"	" " Argentine Republic	434
"	" " Chile	434
"	" " Peru	435
"	" " Ecuador	436
"	" " Bolivia	436
	V.—Australia and Oceania—	
"	Australian Commonwealth	437
"	New Zealand	442
"	Fiji Islands	444
"	Sandwich Islands	445
"	Other Islands in the Pacific	446
	IV.—Customs Duty. Gross amount collected—	
14	At each Port in each Province	448
15	On Principal and other Articles imported	452
16	On Articles exported	459
	V.—Drawbacks and Refunds. Amount—	
17	On principal and other Articles imported and exported	460



CONTENTS--*continued*

No. of Tables.		Page.
18	VI.—Dutiable Articles of Imported Merchandise allowed Free of Duty. Quantity and Value	470
	VII.—Bonded Goods—	
19	Principal Articles remaining in Bond. Quantity	477
	VIII.—TRADE AND NAVIGATION OF ADEN (1913-14 to 1917-18.)	
	SEA-BORNE TRADE.	
	I. ABSTRACT TABLES FOR OFFICIAL YEARS 1913-14 to 1917-18—	
1A	Summary of Imports—From British Empire	481
1B	" " " Foreign Countries	482
1C	" " " British Empire and Foreign Countries	483
2A	Summary of Exports—To British Empire	484
2B	" " " Foreign Countries	485
2C	" " " British Empire and Foreign Countries	486
1	Imports and Exports—Merchandise and Treasure—Sea-borne Trade with Foreign Countries and with India. Total value	487
2	Imports and Exports—Government Stores and Treasure—From and to Foreign Countries and India. Total value	487
3	Imports—Merchandise and Treasure—From each Foreign Country and Ports in India. Total value	488
4	Exports—Merchandise and Treasure—To each Country and Ports in India. Total value	490
5	Imports—Articles of Merchandise. Quantity and value	492
6	Exports—Articles of Merchandise. Quantity and value	507
	II. DETAILED STATEMENT OF IMPORTS—	
7	Principal and other Articles of Merchandise and Treasure (1913-14 to 1917-18)	515
	III. DETAILED STATEMENT OF EXPORTS—	
8	Principal and other Articles of Merchandise and Treasure (1913-14 to 1917-18)	620
	INLAND TRADE.	
9	Imports—Articles of Merchandise and Treasure—From the interior of Arabia—Quantity and value—1917-18	699
10	Exports—Articles of Merchandise and Treasure—To the interior of Arabia—Quantity and value—1917-18 compared with 1916-17	701
	NAVIGATION.	
11	Shipping with each country—Entered—Total Number and Tonnage of vessels—British, British Indian, and Foreign—1913-14 to 1917-18	709
12	" " " Cleared—Total Number and Tonnage of vessels—British, British Indian, and Foreign—1913-14 to 1917-18	711



CONTENTS—*continued*

No. of Tables.		Page.
NAVIGATION—<i>continued</i>		
13	Nationality of Vessels—Entered and cleared—Total Number and Tonnage of Vessels of each Nation—1913-14 to 1917-18	714
14	Nationality of Country Crafts—Entered and cleared—Total Number and Tonnage of Country Crafts of each Nation—1913-14 to 1917-18	716
Cargo—		
15	Import Transhipment—1917-18	720
16	Export Transhipment—1917-18	724
IX.—TRADE OF THE FRENCH POSSESSIONS IN INDIA (1913-14 to 1917-18)—		
1	IMPORTS AND EXPORTS . . . SEA-BORNE FOREIGN AND COASTING TRADE—Total Value thereof	731
2	IMPORTS AND EXPORTS . . . SEA-BORNE FOREIGN AND COASTING TRADE AT EACH PORT—Value thereof	731
3	IMPORTS MERCHANDISE — From each Foreign Country and Ports in India—Value thereof	732
4	EXPORTS MERCHANDISE —To each Foreign Country and Ports in India—Value thereof	732
5	IMPORTS FROM FOREIGN COUNTRIES —Principal Articles of Merchandise—Quantity and Value	733
6	EXPORTS TO FOREIGN COUNTRIES —Principal Articles of Foreign and Indian Merchandise—Quantity and Value	734
7	IMPORTS FROM INDIAN PORTS—Principal Articles of Merchandise—Quantity and Value	735
8	EXPORTS TO INDIAN PORTS—Principal Articles of Foreign and Indian Merchandise—Quantity and Value	736
SHIPPING		
L—ABSTRACT TABLES—		
Vessels Entered and Cleared with Cargoes and in Ballast. Number and Tonnage—		
1	Into and from each Province	738
Trade with each Country—		
2	Vessels Entered with Cargoes and in Ballast. Number and Tonnage	740
3	“ Cleared “ “ “ “ “ “ “ “ “ “	744
Nationality of Vessels—		
4	Vessels Entered with Cargoes and in Ballast. Number and Tonnage	748
5	“ Cleared “ “ “ “ “ “ “ “ “ “	750
Shipping at each Port—		
Vessels Entered and Cleared. Number and Tonnage—		
6	(a) With Cargoes	752
7	(b) In Ballast	770

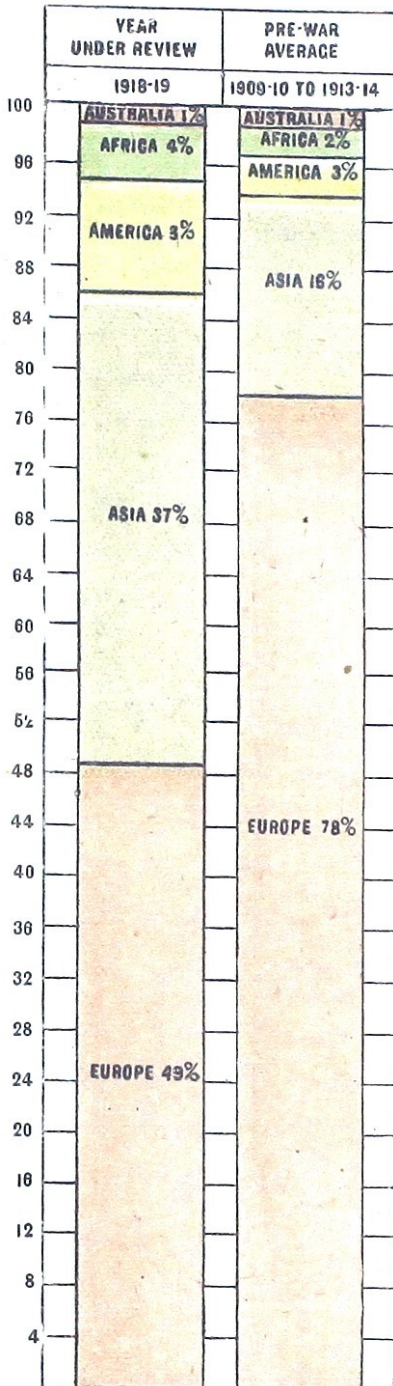
CONTENTS—*concluded*

No. of Tables.		Page.
	SHIPPING—<i>continued</i>	
	II.—DETAILED STATEMENT OF THE TRADE WITH EACH COUNTRY AND NATIONALITY OF VESSELS (1918-19)—	
	Vessels Entered and Cleared. Number and Tonnage—	
8	(a) With Cargoes	784
9	(b) In Ballast	796
	III.—VESSELS BUILT (1914-15 to 1918-19). Number and Tonnage—	
10	At each Port	804
	IV.—VESSELS REGISTERED (1914-15 to 1918-19). Number and Tonnage—	
11	At each Port	808
	Index	813

SHARE OF CONTINENTS AND PRINCIPAL COUNTRIES IN THE IMPORT TRADE IN 1918-19, AS COMPARED WITH THE AVERAGE OF THE FIVE PRE-WAR YEARS, 1909-10 TO 1913-14

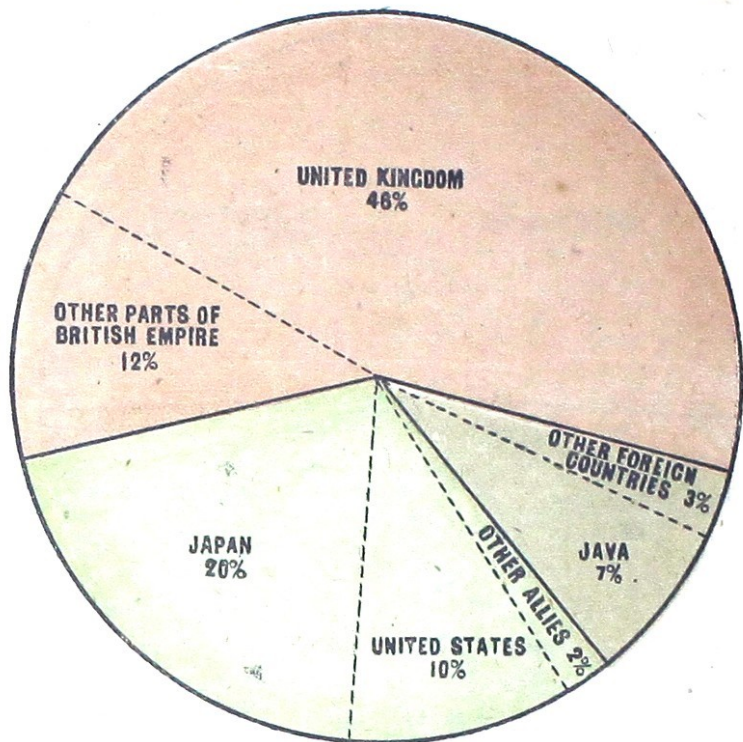
IMPORTS

(1) SHARE OF CONTINENTS

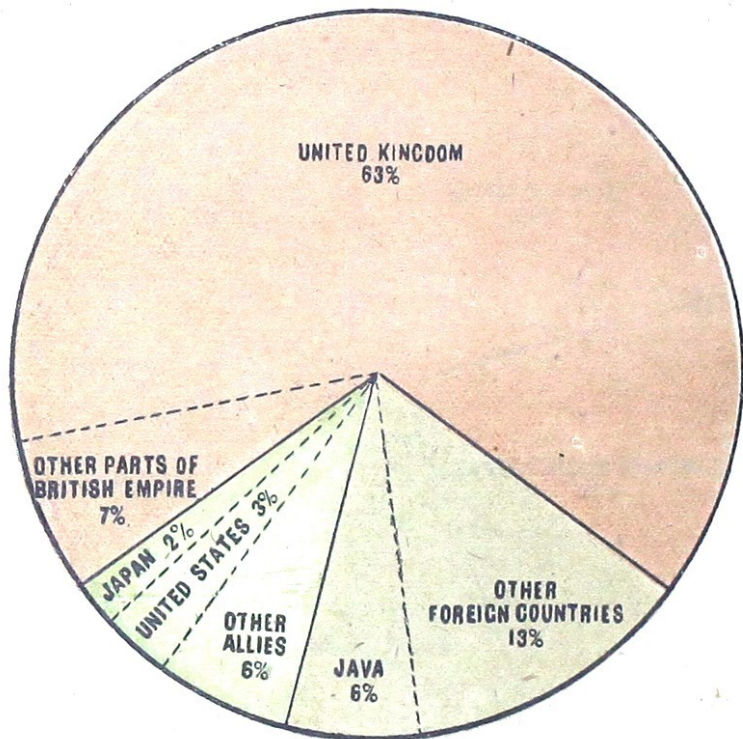


(2) SHARE OF PRINCIPAL COUNTRIES

1918-19
(YEAR UNDER REVIEW)



1909-10 TO 1913-14
(PRE-WAR AVERAGE)



1918-19
(YEAR UNDER REVIEW)

	PER CENT
BRITISH EMPIRE	58
ALLIES	32
FOREIGN COUNTRIES	10
	100

1909-10 TO 1913-14
(PRE-WAR AVERAGE)

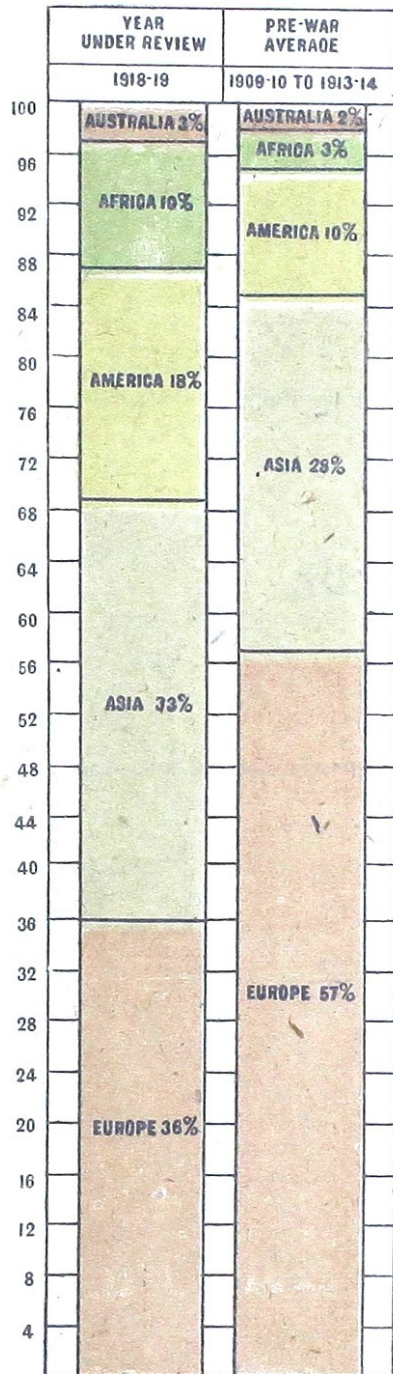
	PER CENT
BRITISH EMPIRE	70
ALLIES	11
FOREIGN COUNTRIES	19
	100

Note (a) the decreased share of the British Empire, and
(b) the increase in the share of Japan and of the United States in the total import trade, as compared with the pre-war period.

5. SHARE OF CONTINENTS AND PRINCIPAL COUNTRIES IN THE EXPORT TRADE IN 1918-19, AS COMPARED WITH THE AVERAGE OF THE FIVE PRE-WAR YEARS, 1909-10 TO 1913-14

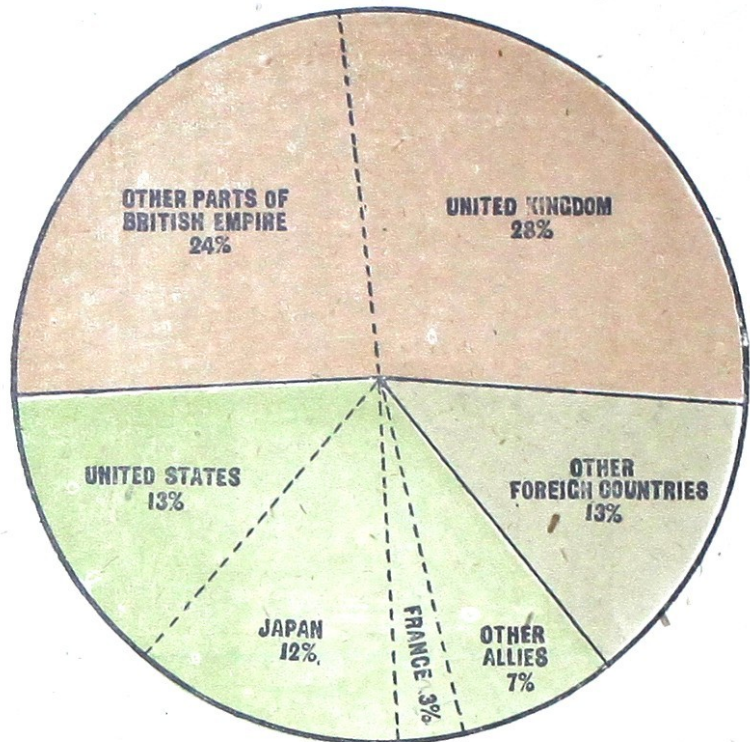
EXPORTS

(1) SHARE OF CONTINENTS

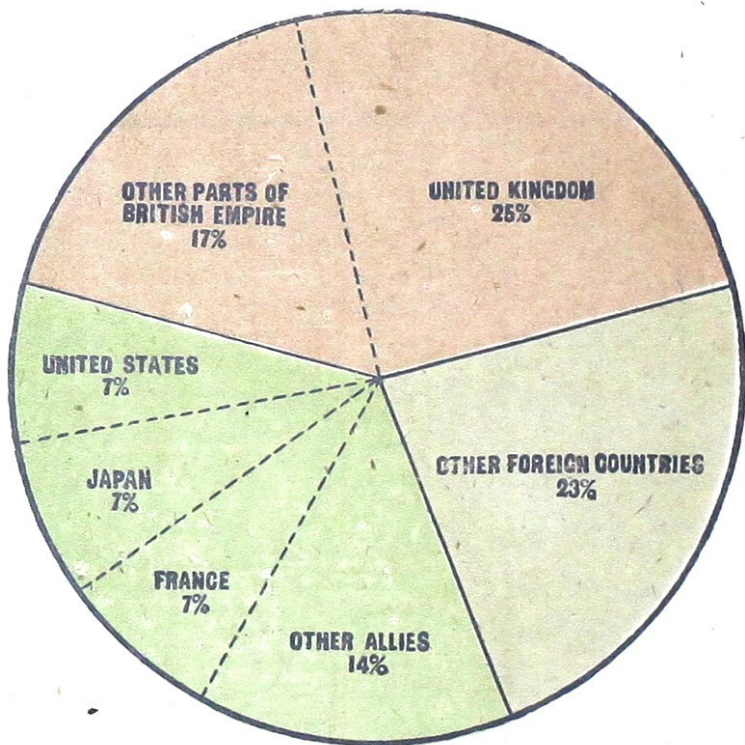


(2) SHARE OF PRINCIPAL COUNTRIES

1918-19
(YEAR UNDER REVIEW)



1909-10 TO 1913-14
(PRE-WAR AVERAGE)



1918-19
(YEAR UNDER REVIEW)

	PER CENT
BRITISH EMPIRE	52
ALLIES	35
FOREIGN COUNTRIES	13
	100

1909-10 TO 1913-14
(PRE-WAR AVERAGE)

	PER CENT
BRITISH EMPIRE	42
ALLIES	35
FOREIGN COUNTRIES	23
	100

Note the increase in the share of the British Empire, of the United States, and of Japan in the total export trade, as compared with the pre-war period.

Abstract Tables Nos. 1 to 11.

ABSTRACT TABLES
IMPORTS

(2)

NOTE.—The values are stated in sterling notation and not in Rupees.

No. 1

VALUE of the TOTAL IMPORTS of MERCHANDISE and

COUNTRIES	IMPORTS						
	1914-15			1915-16			MERCHANDISE
	MERCHANDISE	TREASURE	TOTAL	MERCHANDISE	TREASURE	TOTAL	
£	£	£	£	£	£	£	
BRITISH EMPIRE—							
Private Merchandise—							
United Kingdom	61,959,176	10,848,152	72,807,328	52,205,811	4,698,227	56,904,038	58,520,828
Gibraltar	8,248	..	8,248	12,427	..	12,427	5,918
Malta and Goto	2,385	5,600	7,985	11,065	..	11,065	2,392
Aden and Dependences	522,607	323,879	846,340	320,946	224,140	545,085	472,098
Bahrain Islands	116,053	232,910	348,963	209,309	98,808	308,117	230,902
Maldives	10,167	..	10,167	7,235	..	7,235	8,917
Ceylon	527,721	8,403	536,214	630,732	1,769	638,501	627,450
Straits Settlements (including Labuan)	2,250,060	70,283	2,320,343	2,502,085	12,263	2,514,348	2,589,679
Federated Malay States	3,070	..	3,070	4,135	..	4,135	7,876
Borneo (British)	39
Hongkong	631,669	356,406	988,075	884,357	452,506	1,336,863	745,955
Egypt (a)	474,145	52,979	527,124	426,509
Cape Colony	975	..	975	820	..	820	2,860
Natal	40,721	12,055	52,776	42,697	2,272	44,969	55,411
Transvaal	55,038	..	55,038	27,053	..	27,053	..
Nyasaland
Mauritius and Dependences	1,157,728	..	1,157,728	1,418,007	..	1,418,007	549,962
Zanzibar and Pemba	195,904	10,000	205,904	243,933	..	243,933	257,296
East African Protectorate	16,639	386	17,025	78,275	..	78,275	220,241
Seychelles	726	..	726	609	..	609	460
Somaland	112	..	112	86	..	86	174
Canada	30,258	..	30,258	5,643	..	5,643	5,608
British West India Islands	232	..	232	58	..	58	241
Guiana	7	..	7	..
Australian Commonwealth	567,098	764,181	1,331,279	446,982	1,425,509	1,872,491	647,698
New Zealand	668	..	668	940	65,014	65,954	1,087
Fiji Islands	82	..	82	45	..	45	..
Other British Possessions	2	..	2	3	..	3	2
Total Private Merchandise and Treasure	68,094,099	12,632,096	80,727,095	59,534,305	7,033,796	66,568,101	65,570,856
Government Stores and Treasure—							
United Kingdom	4,402,739	10,789	4,413,528	3,473,074	..	3,473,074	6,272,323
Other countries	139,197	3,066	142,263	403,407	721	404,128	619,009
Total Government Stores and Treasure	4,541,936	13,855	4,555,791	3,966,481	721	3,967,202	6,891,422
GRAND TOTAL BRITISH EMPIRE	72,636,035	12,645,951	85,282,886	63,500,786	7,034,517	70,535,308	72,471,278
FOREIGN COUNTRIES—							
Private Merchandise and Treasure—							
Russia	24,408	..	24,408	57,478	..	57,478	164,301
Sweden	340,740	..	340,740	514,254	..	514,254	583,375
Norway	175,102	..	175,102	367,082	..	367,082	441,288
Denmark	13,145	..	13,145	16,247	..	16,247	10,844
Germany	3,099,877	..	3,099,877	307,606	..	307,606	51,873
Holland	854,846	..	854,846	801,312	..	801,312	661,343
Belgium	1,086,353	..	1,086,353	153,852	..	153,852	25,752
France	1,174,524	3,300	1,177,824	1,328,656	128	1,328,784	1,357,570
Spain	62,156	..	62,156	367,192	..	367,192	291,332
Portugal	16,818	..	16,818	11,943	..	11,943	3,871

(a) Included in " Foreign Countries "

TREASURE from each COUNTRY, in each Official Year from 1911-15 to 1918-19

IMPORTS								COUNTRIES
1916-17		1917-18			1918-19			
TREASURE	TOTAL	MERCHANDISE	TREASURE*	TOTAL*	MERCHANDISE	TREASURE*	TOTAL*	
£	£	£	£	£	£	£	£	
								BRITISH EMPIRE--
								Private Merchandise and Treasure--
								United Kingdom
								Gibraltar
								Malta and Gozo
								Aden and Dependencies
								Bahrain Islands
								Maldives
								Ceylon
								Straits Settlements (including Labuan)
								Federated Malay States
								Borneo (British)
								Hongkong
								Egypt (a)
								Cape Colony
								Natal
								Transvaal
								Nyasaland
								Mauritius and Dependencies
								Zanzibar and Pemba
								East African Protectorate
								Seychelles
								Somaliiland
								Canada
								British West India Islands
								" Guiana
								Australian Commonwealth
								New Zealand
								Fiji Islands
								Other British Possessions
7,534,169	78,114,025	64,251,344			64,657,728			Total Private Merchandise and Treasure
								Government Stores and Treasure
								United Kingdom
								Other Countries
5,677,233	11,940,616	7,859,061			9,126,574			Total Government Stores and Treasure
2,006,807	2,625,906	1,146,958			3,514,116			
7,684,100	14,575,522	9,006,019			12,640,600			
15,218,269	87,680,547	73,258,263			77,208,418			GRAND TOTAL BRITISH EMPIRE
								FOREIGN COUNTRIES--
								Private Merchandise and Treasure--
								Russia
	164,301	37,375			3,231			Sweden
	588,375	518,033			342,835			Norway
	441,288	433,880			601,628			Denmark
	10,644	11,931			6,580			Germany
	51,873	7,156			153			Holland
	661,348	410,197			160,018			Belgium
	25,752	4,267			4,105			France
	1,357,579	1,086,833			1,280,972			Spain
	201,332	282,603			205,848			Portugal
	3,371	21,925			2,512			

prior to 1915-16

* Temporarily discontinued

[Continued on next page]

ABSTRACT TABLES
IMPORTS

(4)

No. 1—continued.

VALUE of the TOTAL IMPORTS of MERCHANDISE and

COUNTRIES	IMPORTS						
	1914-15			1915-16			MERCHANTISE
	MERCHANTISE	TREASURE	TOTAL	MERCHANTISE	TREASURE	TOTAL	
£	£	£	£	£	£	£	
FOREIGN COUNTRIES—continued							
<i>Private Merchandise and Treasure—contd.</i>							
Switzerland	262,318	..	262,318	433,770	..	433,770	454,226
Italy	1,015,172	..	1,015,172	1,336,007	..	1,336,007	1,648,599
Austria-Hungary	860,743	3,557	864,300	3,275	..	3,275	9,621
Roumania	67	..	67
Greece	6,568	..	6,568	5,443	..	5,443	18,495
Turkey, European (including Crete or Candia)	58	..	58	58	..	58	1
Turkey, Asiatic	219,058	342,699	561,757	300,857	222,222	523,079	449,019
Maskat Territory and Trucial Oman	179,432	76,467	255,899	279,945	8,916	288,861	173,222
Other Native States in Arabia	35,112	13,892	49,004	46,915	46,183	93,098	68,182
Persia	469,296	120,623	589,924	453,722	44,163	497,885	464,789
Benjamaland	24	..	24	2,046	..	2,046	70,364
Sumatra	25,497	..	25,497	49,083	..	49,083	32,078
Java	5,480,263	..	5,480,263	3,958,524	..	3,958,524	3,841,857
Borneo (Dutch)	609,444	..	609,444	603,372	..	603,372	407,668
Celebes and other Islands	340	..	340	6,069
Siam	282,033	1,621	283,659	229,384	20,014	250,408	277,732
Indo-China (including Cochin-China, Cambodia, Annam, and Tonkin)	523	..	523	10,987	..	10,987	91
Philippines	46,338	..	46,338	61,227	..	61,227	205,535
China (exclusive of Hongkong and Macao)	1,044,931	798,599	1,753,530	1,233,413	456,318	1,740,236	1,093,294
Japan	2,966,423	..	2,966,423	4,997,766	52,432	5,050,218	3,828,794
Egypt (a)	247,225	570,824	818,049
Algeria	46	..	46	8	..	8	7
Canary Islands	1,420	..	1,420	..
Portuguese East Africa	94,842	..	94,842	76,912	..	76,912	35,974
Madagascar	801	1	802	460	..	460	589
Réunion	418	..	418	537	..	537	741
German East Africa	1,066	..	1,066
Italian East Africa (Somaliland and Eritrea)	41,541	..	41,541	145,287	3,199	148,486	106,985
French Somaliland	3	..	3	87	..	87	14
United States of America	3,119,951	40,000	3,159,951	5,247,410	15,000	5,262,410	7,303,872
Cuba	193	..	193	19
Dutch Guiana
Brazil	6	..	6
Argentine Republic (including the Atlantic Coast of Patagonia)	12	..	12	722	..	722	723
Chile (including the Pacific Coast of Patagonia)	20,266
Islands in the Pacific	338	..	338
Other Foreign countries	7	..	7	158	..	158	306
Total Private Merchandise and Treasure	23,857,645	1,881,438	25,739,133	23,459,624	869,675	29,328,199	34,176,987
Government Stores and Treasure	125,900	11,443	137,343	155,558	59,967	215,525	184,375
GRAND TOTAL FOREIGN COUNTRIES	23,983,545	1,892,881	25,876,476	23,612,082	929,642	29,541,724	34,361,362
GRAND TOTAL BRITISH EMPIRE AND FOREIGN COUNTRIES	66,620,430	14,638,932	111,759,362	92,112,368	7,964,159	100,077,027	100,832,640

(a) Included in "British Possessions"

TREASURE from each COUNTRY, in each Official Year from 1914-15 to 1918-19—continued

IMPORTS								COUNTRIES
1916-17		1917-18			1918-19			
TREASURE	TOTAL	MERCHANDISE	TREASURE*	TOTAL*	MERCHANDISE	TREASURE*	TOTAL*	
£	£	£	£	£	£	£	£	
..	454,226	265,720			305,781			FOREIGN COUNTRIES—continued
..	1,618,506	1,180,256			611,492			Private Merchandise and Treasure— contd.
..	0,621	41,723			10			Switzerland
..			Italy
..	18,405	5,753			200			Austria-Hungary
..	1	..			8			Roumania
336,806	779,915	390,953			300,675			Greece
17,343	190,565	227,101			253,352			Turkey, European (including Crete or Candia)
20,137	88,310	35,583			12,024			Turkey, Asiatic
10,170	474,908	735,398			745,248			Maskat Territory and Trucial Oman
2,970	73,343	20,082			11,964			Other Native States in Arabia
..	32,078	40,793			33,290			Persia
..	8,841,857	7,810,656			7,439,507			Henjam Island
..	407,668	201,293			273,015			Sumatra
..	8,069	7,748			85			Java
8,893	286,625	370,240			235,904			Borneo (Dutch)
..	81	330			33,855			Celebes and other Islands
..	205,535	106,492			192,626			Siam
838,520	1,936,814	1,382,471			1,647,490			Indo-China (including Cochin-China, Cambodia, Annam, and Tonkin)
709,314	9,598,103	12,175,336			22,348,506			Philippines
..			China (exclusive of Hongkong and Macao)
..	7			Japan
..			Egypt (a)
42,770	73,744	39,092			71,764			Algeria
..	589	2,961			484			Canary Islands
..	741	450			405			Portuguese East Africa
..	..	32,578			2,017			Madagascar
2,320	109,305	177,259			160,920			Réunion
..	14	..			372			German East Africa
414,095	7,717,967	7,875,854			10,765,749			Italian East Africa (Somálland and Eritrea)
..	19	337			..			French Somálland
..			6,059			United States of America
..	723	681			..			Cuba
..	20,206	28,482			..			Dutch Guiana
..			Brazil
..			Argentine Republic (including the Atlantic Coast of Patagonia)
..	308	331			..			Chile (including the Pacific Coast of Patagonia)
..			Islands in the Pacific
..			Other Foreign countries
2,397,446	36,574,433	38,032,063			48,031,700			Total Private Merchandise and Treasure
8,010,398	8,203,773	278,604			3,78,169			Government Stores and Treasure
10,416,844	44,778,206	38,311,037			48,400,869			GRAND TOTAL FOREIGN COUNTRIES
25,635,113	132,467,753	109,569,930			125,708,287			GRAND TOTAL BRITISH EMPIRE AND FOREIGN COUNTRIES

from 1915-16

* Temporarily discontinued

ABSTRACT TABLES
EXPORTS

(6)

No. 2

VALUE of the TOTAL EXPORTS of MERCHANDISE (FOREIGN and INDIAN combined) and
Official Year from

COUNTRIES	EXPORTS.						
	1914-15			1915-16			MERCHANDISE
	MERCHANDISE	TREASURE	TOTAL	MERCHANDISE	TREASURE	TOTAL	
BRITISH EMPIRE—							
United Kingdom	£ 38,424,343	£ 1,010,855	£ 39,435,198	£ 40,955,164	£ 2,036,709	£ 51,991,873	£ 54,028,425
Gibraltar	13,732	..	13,732	136,851	..	136,851	35,027
Malta and Gozo	106,080	..	106,080	12,873	..	12,873	69,926
Aden and Dependencies	888,084	709	888,793	953,880	183	954,072	1,758,330
Bahrain Islands	265,777	158,167	423,944	363,615	260,000	623,615	600,811
Maldives	10,933	..	10,933	17,100	..	17,100	10,580
Ceylon	5,139,974	442,695	5,582,669	6,256,932	232,443	6,489,375	7,016,084
Straits Settlements (including Labuan)	3,468,889	314,116	3,783,005	3,500,383	98,840	3,599,223	4,271,092
Federated Malay States	93,912	2,667	96,579	106,543	9,000	115,543	126,197
Borneo	1,801	..	1,801	474	..	474	207
Hongkong	2,883,474	108	2,883,582	2,823,809	14,938	2,838,747	3,006,108
Egypt (a)	1,461,290	141	1,461,431	2,138,608
West Africa	3,209	..	3,209	0	..	0	..
Cape Colony	256,632	..	256,632	282,219	..	282,219	299,007
Natal	638,133	14	638,147	722,176	110	722,286	916,178
Transvaal	759	..	759	55,566	..	55,566	138,493
Rhodesia	7,763	..	7,763	26,042
Mauritius and Dependencies	1,034,507	70,623	1,105,130	837,944	7,430	845,374	1,113,558
Zanzibar and Pemba	215,143	150	215,292	232,515	..	232,515	514,245
East African Protectorate	324,104	83,333	407,437	459,928	85,291	545,219	790,818
Seychelles	29,311	..	29,311	25,321	..	25,321	57,782
Somaland	19,903	..	19,903	27,141	..	27,141	27,978
Canada	760,191	..	760,191	1,061,951	..	1,061,951	969,499
British West India Islands	121,940	..	121,940	98,527	..	98,527	135,734
" Gulana	58,875	..	58,875	75,379	..	75,379	68,415
Australian Commonwealth	2,631,325	12	2,631,337	2,969,595	..	2,969,595	3,222,773
New Zealand	405,074	..	405,074	414,206	..	414,206	519,174
Fiji Islands	32,475	32	32,507	32,927	..	32,927	45,770
Other British Possessions	710	..	710	2,346	..	2,346	8,433
TOTAL BRITISH EMPIRE	57,629,408	2,083,481	59,712,889	72,894,136	2,756,069	75,650,205	81,076,987
FOREIGN COUNTRIES—							
Russia	1,245,953	..	1,245,953	3,622,934	..	3,622,934	3,783,295
Sweden	300,364	..	300,364	204,192	..	204,192	46,148
Norway	76,556	..	76,556	126,048	..	126,048	136,819
Denmark	66,042	..	66,042	27,736	..	27,736	6,853
Germany	6,797,842	..	6,797,842
Holland	801,917	..	801,917	144,826	..	144,826	266,149
Belgium	3,513,693	..	3,513,693	154,015	..	154,015	..
France	5,896,137	1	5,896,138	6,285,285	50	6,285,335	6,561,042
Spain	1,216,661	..	1,216,661	1,398,529	..	1,398,529	1,717,662
Portugal	78,870	..	78,870	141,394	..	141,394	104,486
Switzerland	35,246	..	35,246	125,139	..	125,139	116,967
Italy	4,578,516	40	4,578,556	5,988,619	..	5,988,619	6,479,472
Austria-Hungary	3,020,086	..	3,020,086
Bulgaria	23,511	..	23,511
Roumania	121,349	..	121,349	21,125	..	21,125	..
Greece	84,854	..	84,854	37,865	..	37,865	..
Turkey, European (including Crete or Candia)	28,145	..	28,145	40	..	40	..
Turkey, Asiatic	1,136,426	16,373	1,152,799	737,881	200	738,081	1,773,777
Maskat Territory and Trucial Oman	447,813	46,564	494,377	512,106	40,527	552,723	697,405
Other Native States in Arabia	276,613	..	276,613	326,430	..	326,430	630,172
Persia	724,677	42,143	766,820	1,205,359	2,180	1,207,539	2,367,205
Turkistan (Russian)	35,704
Benjam Island	7,477	..	7,477	2,741	..	2,741	2,532
Sumatra	185,547	..	185,547	225,727	..	225,727	416,151
Java	1,234,505	281	1,234,786	1,233,024	25,528	1,258,552	1,895,804
Borneo	3,406	..	3,406	15,166	..	15,166	6,551
Siam	627,183	13,333	640,516	636,905	5,000	641,905	694,275
Indo-China (including Cochin-China, Cambodia, Annam, and Tonkin)	709,199	..	709,199	488,007	2,000	490,007	1,035,466
Philippines	81,021	..	81,021	57,698	..	57,698	165,843

(a) Included in "Foreign Countries"

TREASURE, exclusive of GOVERNMENT STORES and TREASURE, to each COUNTRY, in each
1914-15 to 1918-19

EXPORTS									COUNTRIES
1916-17		1917-18			1918-19				
TREASURE	TOTAL	MERCHANDISE	TREASURE*	TOTAL*	MERCHANDISE	TREASURE*	TOTAL*		
£	£	£	£	£	£	£	£		
73,013	54,103,038	41,389,598			48,286,318			BRITISH EMPIRE— United Kingdom	
..	35,027	15,268			32,521			Gibraltar	
..	69,926	69,278			1,917			Malta and Gozo	
..	1,758,320	1,518,788			2,083,397			Aden and Dependencies	
550,400	1,211,211	723,982			822,745			Bahrain Islands	
..	10,580	18,953			44,015			Maldives	
552,870	7,568,054	6,664,931			7,017,079			Ceylon	
96,423	4,367,515	4,608,330			4,925,284			Straits Settlements (including Labuan)	
6,067	132,864	149,980			111,428			Federated Malay States	
..	207	4,708			22,820			Borneo	
80	3,006,104	2,818,410			3,403,854			Hongkong	
992,271	3,130,870	16,433,724			9,972,540			Egypt (a)	
..	..	441,744			46,763			West Africa	
..	299,007	558,302			704,705			Cape Colony	
..	916,178	1,258,329			1,626,278			Natal	
..	138,493	211,863			428,724			Transvaal	
..	26,042	46,312			69,475			Rhodesia	
3,256	1,116,809	820,637			914,580			Mauritius and Dependencies	
20,007	540,912	367,562			362,486			Zanzibar and Pemba	
533,333	1,323,949	544,422			604,409			East African Protectorate	
..	57,782	37,501			31,761			Seychelles	
..	27,978	75,408			29,462			Somaliiland	
..	969,499	1,547,744			1,614,931			Canada	
..	135,734	238,418			271,629			British West India Islands	
..	68,415	59,322			50,125			Guiana	
..	3,222,773	3,606,582			4,267,085			Australian Commonwealth	
7	519,181	506,364			598,571			New Zealand	
..	45,770	29,867			28,097			Fiji Islands	
..	8,433	19,784			10,157			Other British Possessions	
2,835,503	84,811,080	84,886,105			88,343,096			TOTAL BRITISH EMPIRE	
..	3,783,295	499,861			..			FOREIGN COUNTRIES— Russia	
..	46,148	..			64,188			Sweden	
..	118,819	123,318			209,813			Norway	
..	6,853	2,868			19,698			Denmark	
..			Germany	
..	260,140	51,538			61,858			Holland	
..			7,216			Belgium	
4	9,561,046	5,710,788			5,062,912			France	
..	4,717,662	604,370			383,618			Spain	
..	104,486	29,166			702			Portugal	
..	116,967	249,602			101,676			Switzerland	
4	6,479,470	5,705,389			6,474,504			Italy	
..			98,620			Austria-Hungary	
..			Bulgaria	
..			Roumania	
..	..	606,446			343,073			Greece	
..			1,253			Turkey, European (including Crete or Candia)	
..	1,773,777	2,396,059			4,921,396			Turkey, Asiatic	
272,933	970,388	762,797			974,951			Maskat Territory and Trucial Oman	
..	630,172	782,783			466,935			Other Native States in Arabia	
84,312	2,451,517	3,636,762			4,076,722			Persia	
..	35,704	17,043			..			Turkistan (Russian)	
40,626	43,158	6,125			1,667			Honjam Island	
..	416,151	417,673			230,976			Sumatra	
..	1,895,804	1,798,802			2,352,054			Java	
..	6,551	20,263			13,647			Borneo	
20,007	715,242	977,056			722,177			Siam	
..	1,055,466	1,105,254			1,671,476			Indo-China (including Cochin China, Cambodia, Annam, and Tonkin)	
..	165,843	123,659			300,241			Philippines	

prior to 1915-16

* Temporarily discontinued

[Continued on next page]

ABSTRACT TABLES
EXPORTS

(8)

No. 2—continued

VALUE of the TOTAL EXPORTS of MERCHANDISE (FOREIGN and INDIAN combined) and
Official Year from

COUNTRIES	EXPORTS						
	1914-15			1915-16			MERCHANDISE
	MERCHANDISE	TREASURE	TOTAL	MERCHANDISE	TREASURE	TOTAL	
£	£	£	£	£	£	£	
FOREIGN COUNTRIES—continued							
Celebes and other Islands	60,567		60,567	46,610		46,610	46,869
Macao							5,717
China (exclusive of Hongkong and Macao)	2,690,110		2,690,110	3,587,560		3,587,560	4,081,728
Korea	25		25	35		35	772
Japan	10,442,071		10,442,071	12,301,581	2,120,000	14,421,581	18,835,250
Egypt (a)	1,207,898		1,207,898				
Other Countries in North Africa	25,921		25,921	3,443		3,443	4,223
West Africa	2,275		2,275	29,711		29,711	16,000
German South-West Africa	153		153				
Portuguese East Africa	341,024		341,024	258,415		258,415	325,316
Madagascar	15,789		15,789	28,931		28,931	82,326
Réunion	2,381		2,381	5,155		5,155	51,330
German East Africa	131,366		131,366				7,724
Italian East Africa (Eritrea and Somaliland)	202,332		202,332	87,073		87,073	63,370
Abyssinia	1,058		1,058	100		100	35
French Somaliland	26,874		26,874	9,705		9,705	12,304
United States of America	11,610,842		11,610,842	14,176,455		14,176,455	20,834,878
West Indies	599,933		599,933	1,008,856		1,008,856	1,586,592
Mexico	30,185		30,185	51,972		51,972	
Brazil	25,713		25,713	221,820		221,820	228,040
Argentine Republic (including the Atlantic Coast of Patagonia)	1,630,778		1,630,778	2,079,634		2,079,634	1,712,172
Chile (including the Pacific Coast of Patagonia)	511,459		511,459	754,648		754,648	1,069,458
Other countries in South America	161,773		161,773	161,093		161,093	207,205
Sandwich Islands	187,238		187,238	154,094		154,094	232,300
Other Islands in the Pacific	673		673	109		109	62
Other Foreign countries	871		871	6,887		6,887	25,664
TOTAL FOREIGN COUNTRIES	63,231,703	118,735	63,350,438	58,692,777	2,195,485	60,888,262	81,466,140
GRAND TOTAL	121,061,111	2,202,216	123,263,327	131,586,913	4,050,554	136,537,467	163,442,227

(a) Included in "British possessions"

TREASURE, exclusive of GOVERNMENT STORES and TREASURE, to each COUNTRY, in each
1914-15 to 1918-19—continued

EXPORTS								COUNTRIES
1916-17		1917-18			1918-19			
TREASURE	TOTAL	MERCHANDISE	TREASURE*	TOTAL*	MERCHANDISE	TREASURE	TOTAL*	
£	£	£	£	£	£	£	£	
..	48,869	88,307			22,317			FOREIGN COUNTRIES—continued
..	6,717							Celebes and other Islands
40,000	4,121,728	2,020,217			1,932,022			Macao
..	772	52			17			China (exclusive of Hongkong and Macao)
..	18,835,259	22,778,993			19,057,245			Korea
..	4,223	18,682			19,407			Japan
..	16,000	63,627			13,290			Egypt (a)
..			Other countries in North Africa
..	325,316	436,125			367,609			West Africa
..	82,326	80,371			90,861			German South-West Africa
..	51,330	4,223			61,794			Portuguese East Africa
..	7,721	76,692			91,637			Madagascar
..	68,379	63,896			53,271			Réunion
..	35	..			47			German East Africa
..	12,304	39,753			271,399			Italian East Africa (Eritrea and Somaliland)
..	20,834,878	20,877,753			22,182,231			Abyssinia
..	1,586,592	1,481,970			1,287,773			French Somaliland
..			13,865			United States of America
..	288,049	172,989			571,250			West Indies
..	1,712,172	1,261,994			2,028,906			Mexico
..	1,069,458	962,033			1,429,199			Brazil
..	207,295	181,601			479,783			Argentine Republic (including the Atlantic Coast of Patagonia)
..	232,300	116,772			286,642			Chile (including the Pacific Coast of Patagonia)
..	62	67			..			Other countries in South America
..	35,664	12,750			47,413			Sandwich Islands
								Other Islands in the Pacific
								Other Foreign countries
458,846	81,924,986	76,817,414			80,899,600			TOTAL FOREIGN COUNTRIES
3,294,439	166,736,666	161,708,519			160,242,756			GRAND TOTAL

from 1915-16

* Temporarily discontinued

ABSTRACT TABLES
EXPORTS

(10)

No. 3

VALUE of the TOTAL EXPORTS of MERCHANDISE (distinguishing INDIAN and FOREIGN), exclusive of

COUNTRIES	1914-15			1915-16			INDIAN
	INDIAN	FOREIGN	TOTAL	INDIAN	FOREIGN	TOTAL	
BRITISH EMPIRE—							
United Kingdom	£ 37,257,924	£ 1,166,419	£ 38,424,343	£ 48,788,054	£ 1,107,110	£ 49,895,164	£ 52,717,000
Gibraltar	8,003	5,729	13,732	120,475	10,876	131,351	11,249
Malta and Gozo	105,724	356	106,080	12,113	709	12,822	68,005
Aden and Dependencies	801,743	86,341	888,084	829,765	124,124	953,889	1,335,053
Bahrain Islands	169,252	96,525	265,777	203,974	69,041	273,015	401,865
Maldives	9,319	1,684	10,983	13,003	4,007	17,010	9,623
Ceylon	5,032,688	107,286	5,139,974	6,120,034	136,598	6,256,632	6,781,423
Straits Settlements (including Labuan)	3,364,902	103,987	3,468,889	3,336,943	168,740	3,505,683	4,033,003
Federated Malay States	79,221	14,691	93,912	80,895	25,648	106,543	102,145
Borneo	393	1,408	1,801	471	3	474	207
Hongkong	2,808,896	74,578	2,883,474	2,746,420	77,399	2,823,819	2,903,754
Egypt (a)				1,436,419	24,871	1,461,290	2,107,440
West Africa	3,269		3,269	9		9	
Cape Colony	255,680	1,052	256,732	281,407	812	282,219	293,665
Natal	625,749	12,384	638,133	676,843	45,393	722,236	867,315
Transvaal	759		759	55,566		56,325	189,403
Rhodesia				7,763		7,763	26,042
Mauritius and Dependencies	1,011,083	23,424	1,034,507	769,903	68,041	837,944	1,053,291
Zanzibar and Pemba	168,527	46,615	215,142	179,937	52,578	232,515	357,212
East African Protectorate	234,981	89,123	324,104	291,237	168,091	459,328	573,384
Seychelles	24,914	4,397	29,311	19,550	5,771	25,321	46,682
Somaland	19,861	42	19,903	25,975	1,100	27,075	20,181
Canada	759,627	564	760,191	1,061,617	334	1,061,951	969,409
British West India Islands	121,879	61	121,940	98,408	119	98,527	185,447
British Guiana	58,546	320	58,866	75,145	234	75,379	68,172
Australian Commonwealth	2,625,389	5,939	2,631,328	2,067,685	1,910	2,069,595	2,219,228
New Zealand	404,681	393	405,074	414,056	150	414,206	518,037
Fiji Islands	32,033	437	32,470	32,713	214	32,927	45,350
Other British Possessions	719		719	2,346		2,346	5,766
TOTAL BRITISH EMPIRE	65,985,667	1,843,741	67,829,408	70,744,516	2,149,620	72,894,136	75,932,776
FOREIGN COUNTRIES—							
Russia	1,239,749	6,204	1,245,953	3,622,717	217	3,622,934	3,781,372
Sweden	299,421	943	300,364	204,004	188	204,192	46,139
Norway	76,556		76,556	126,025	23	126,048	136,706
Denmark	66,040	2	66,042	27,730		27,730	6,853
Germany	6,784,961	12,881	6,797,842				
Holland	800,222	1,695	801,917	144,826		144,826	200,130
Belgium	3,506,519	8,174	3,514,693	454,015		454,015	
France	5,886,578	9,559	5,896,137	6,270,422	14,863	6,285,285	9,537,771
Spain	1,216,661		1,216,661	1,398,529		1,398,529	1,717,657
Portugal	78,870		78,870	141,394		141,394	104,486
Switzerland	35,030	216	35,246	125,139		125,139	115,482
Italy	4,570,495	8,021	4,578,516	5,952,230	36,889	5,989,119	6,471,693
Austria-Hungary	3,011,946	8,143	3,020,089				
Bulgaria	23,511		23,511				
Roumania	121,349		121,349	21,125		21,125	
Greece	84,782	72	84,854	37,863	2	37,865	
Turkey, European (including Crete or Candia)	27,871	274	28,145	40		40	
Turkey, Asiatic	1,034,437	101,989	1,136,426	584,843	203,038	787,881	1,178,393
Maskat Territory and Trucial Oman	296,795	151,018	447,813	375,598	136,598	512,196	491,223
Other Native States in Arabia	221,526	55,087	276,613	269,730	56,700	326,430	490,702
Persia	383,646	341,031	724,677	825,927	379,432	1,205,359	1,376,177
Turkistan (Russian)							35,704
Benjam-Island	2,331	5,146	7,477	1,401	1,340	2,741	987
Sumatra	183,440	2,107	185,547	221,039	4,688	225,727	412,277
Java	1,225,904	8,691	1,234,595	1,203,069	29,955	1,233,024	1,233,024
Borneo	3,406		3,406	14,840	326	15,166	6,504
Celebes and other Islands	60,538	29	60,567	46,484	120	46,604	48,855
Siam	617,288	9,945	627,233	614,836	22,019	636,855	659,025
Indo-China (including Cochin-China, Cambodia, Annam, and Tonkin)	709,003	196	709,199	487,479	528	488,007	1,054,712
Philippines	81,797	124	81,921	57,482	216	57,698	165,712
Macao							5,717

(a) Included in "Foreign Countries"

GOVERNMENT STORES, to each COUNTRY, in each Official Year from 1914-15 to 1918-19

1916-17		1917-18			1918-19			COUNTRIES
FOREIGN	TOTAL	INDIAN	FOREIGN	TOTAL	INDIAN	FOREIGN	TOTAL	
£ 1,311,819	£ 54,020,425	£ 40,155,022	£ 1,214,578	£ 41,369,608	£ 46,690,716	£ 1,595,002	£ 48,286,318	BRITISH EMPIRE— United Kingdom
23,778	35,027	12,977	2,201	15,268	29,092	2,820	32,521	Gibraltar
1,321	69,926	69,273	..	69,273	1,917	..	1,917	Malta and Gozo
422,677	1,758,330	887,059	631,941	1,518,733	1,178,226	855,171	2,033,397	Aden and Dependencies
168,946	660,811	540,112	183,470	723,082	539,411	283,334	822,746	Bahrain Islands
1,058	10,580	16,983	2,018	18,951	40,239	3,776	44,015	Maldives
224,661	7,016,081	6,434,972	226,100	6,664,981	6,741,618	275,461	7,017,079	Ceylon
232,489	4,271,092	4,413,346	104,950	4,608,336	4,682,044	243,240	4,925,284	Straits Settlements (including Labuan)
24,052	126,107	120,158	20,822	140,980	104,120	7,299	111,429	Federated Malay States
..	207	4,266	442	4,708	23,635	185	22,820	Borneo
102,354	3,000,108	2,722,161	96,210	2,818,410	3,256,904	146,890	3,403,854	Hongkong
31,168	2,138,808	16,267,119	130,575	16,433,724	9,737,529	215,011	9,972,540	Egypt (a)
..	..	441,744	..	441,744	46,763	..	46,763	West Africa
5,342	293,007	557,574	728	558,302	690,476	5,220	704,705	Cape Colony
53,803	916,178	1,181,441	70,845	1,252,286	1,497,298	128,480	1,625,778	Natal
..	138,493	210,370	1,493	211,863	428,724	..	428,724	Transvaal
..	26,042	46,155	157	46,312	69,475	..	69,475	Rhodesia
60,262	1,113,553	828,491	52,141	880,632	823,510	61,070	914,580	Mauritius and Dependencies
156,953	514,245	257,540	110,022	367,562	292,407	70,079	362,486	Zanzibar and Pemba
217,232	790,616	586,206	158,216	744,422	458,661	145,748	604,409	East African Protectorate
11,100	57,782	32,538	4,043	37,581	22,887	8,864	31,751	Seychelles
1,817	27,948	59,000	19,408	78,408	27,681	1,781	29,462	Somaland
..	969,490	1,517,744	..	1,517,744	1,612,518	2,423	1,614,981	Canada
247	135,734	238,053	365	238,418	270,887	742	271,629	British West India Islands
243	68,415	59,317	5	59,322	58,990	135	59,125	British Guiana
3,545	3,322,773	3,661,742	4,840	3,666,582	4,259,095	8,800	4,267,895	Australian Commonwealth
237	519,174	505,015	660	505,675	527,045	1,528	528,573	New Zealand
411	45,770	27,537	2,330	29,867	27,552	545	28,097	Fiji Islands
2,667	8,433	19,784	..	19,784	9,941	216	10,157	Other British Possessions
3,073,312	81,976,087	81,708,784	3,177,321	84,886,105	84,248,030	4,095,066	88,343,096	TOTAL BRITISH EMPIRE
1,923	3,783,205	490,731	130	490,861	FOREIGN COUNTRIES—
9	46,148	94,188	..	94,188	Russia
23	136,819	123,318	..	123,318	209,813	..	209,813	Sweden
..	6,853	2,868	..	2,868	19,698	..	19,698	Norway
..	Denmark
19	260,149	51,533	..	51,533	61,858	..	61,858	Germany
..	7,216	..	7,216	Holland
23,271	9,561,042	5,707,191	12,297	5,719,778	6,880,479	82,433	5,062,912	Belgium
5	1,717,662	601,370	..	601,370	383,484	134	383,618	France
..	104,486	29,120	46	29,166	702	..	702	Spain
1,485	116,967	249,602	..	249,602	101,676	..	101,676	Portugal
7,770	6,479,472	5,684,012	21,317	5,705,389	6,410,000	61,504	6,474,504	Switzerland
..	98,620	..	98,620	Italy
..	Austria-Hungary
..	Bulgaria
..	Roumania
..	..	606,435	11	606,446	343,237	736	343,973	Greece
..	1,253	1,253	Turkey, European (including Crete & Candia)
595,384	1,773,777	1,734,971	661,938	2,396,959	2,676,329	2,245,066	4,921,395	Turkey, Asiatic
206,182	697,405	519,707	213,090	732,797	707,508	267,453	974,961	Mascat Territory and Trucial Oman
139,470	680,172	629,592	153,191	782,783	325,703	141,232	466,935	Other Native States in Arabia
991,028	2,967,205	2,110,842	1,525,200	3,636,042	2,092,480	1,984,242	4,076,722	Persia
..	35,704	17,043	..	17,043	Turkistan (Russian)
1,545	2,532	3,226	2,899	6,125	533	1,134	1,667	Honjam Island
3,874	416,151	447,501	172	447,673	230,342	634	230,976	Sumatra
28,236	1,895,804	1,770,900	18,902	1,789,802	2,299,238	52,816	2,352,054	Java
47	6,551	20,263	..	20,263	13,647	..	13,647	Borneo
14	48,869	63,288	19	63,307	21,552	765	22,317	Celebes and other Islands
84,650	694,275	949,815	27,241	977,056	715,872	6,305	722,177	Siam
764	1,055,466	1,104,223	1,031	1,105,254	1,666,900	4,576	1,671,476	Indo-China (including Cochin-China, Cambodia, Annam, and Tonkin)
131	165,843	123,533	126	123,659	300,040	201	300,241	Philippines
..	5,717	Macao

ABSTRACT TABLES
EXPORTS

(12)

No. 3—continued

VALUE of the TOTAL EXPORTS of MERCHANDISE (distinguishing INDIAN and FOREIGN), exclusive of

COUNTRIES	1914-15			1915-16			INDIAN
	INDIAN	FOREIGN	TOTAL	INDIAN	FOREIGN	TOTAL	
	£	£	£	£	£	£	£
FOREIGN COUNTRIES—continued							
China (exclusive of Hongkong and Macao)	2,687,836	2,274	2,690,110	3,577,770	9,790	3,587,560	4,042,939
Korea	25		25	35		35	772
Japan	10,435,606	7,365	10,442,971	12,271,055	30,526	12,301,581	18,755,812
Egypt (a)	1,199,048	8,850	1,207,898				
Other countries in North Africa	25,724	197	25,921	3,448		3,448	4,223
West Africa	2,275		2,275	29,711		29,711	16,000
German South-West Africa	153		153				
Portuguese East Africa	293,869	47,155	341,024	200,753	57,862	258,615	250,242
Madagascar	14,075	1,714	15,789	23,055	5,876	28,931	54,456
Réunion	2,115	266	2,381	4,980	175	5,155	38,573
German East Africa	101,879	29,487	131,366				4,338
Italian East Africa (Eritrea and Somaliland)	191,743	10,589	202,332	77,169	9,904	87,073	57,234
Abyssinia	1,744	314	1,958		100	100	35
French Somaliland	31,707	5,167	36,874	7,571	2,134	9,705	12,233
United States of America	11,561,669	49,173	11,610,842	14,093,170	78,285	14,171,455	20,799,568
West Indies	599,933		599,933	1,008,856		1,008,856	1,586,592
Mexico	30,185		30,185	51,972		51,972	
Brazil	25,712		25,712	221,829		221,829	238,019
Argentine Republic	1,630,725	53	1,630,778	2,079,634		2,079,634	1,712,172
Chile	511,459		511,459	754,648		754,648	1,069,458
Other countries in South America	161,772	1	161,773	161,093		161,093	207,205
Sandwich Islands	187,233		187,233	154,094		154,094	232,300
Other Islands in the Pacific	673		673	107	2	109	62
Other Foreign countries	871		871	6,327		6,327	35,664
TOTAL FOREIGN COUNTRIES	62,937,650	894,053	63,231,703	57,611,675	1,081,102	58,692,777	79,146,445
GRAND TOTAL	118,323,317	2,737,794	121,061,111	123,356,191	3,230,732	131,586,913	158,049,220

(a) Included in "British Possessions"

ABSTRACT TABLES
EXPORTS

GOVERNMENT STORES, to each COUNTRY, in each Official Year from 1914-15 to 1918-19

1916-17		1917-18			1918-19			COUNTRIES
FOREIGN	TOTAL	INDIAN	FOREIGN	TOTAL	INDIAN	FOREIGN	TOTAL	
£	£	£	£	£	£	£	£	
88,789	4,031,723	2,911,283	8,934	2,920,217	1,874,201	57,821	1,932,022	FOREIGN COUNTRIES—continued
..	772	50	2	52	17	..	17	China (exclusive of Hongkong and Macao)
79,447	18,835,359	22,732,910	41,088	22,778,993	19,427,135	230,510	19,657,645	Korea
..	Japan
..	4,223	18,682	..	18,682	19,407	..	19,407	Egypt (a)
..	16,007	63,627	..	63,627	13,290	..	13,290	Other countries in North Africa
..	West Africa
75,074	323,316	305,817	40,808	486,125	816,498	61,111	887,609	German South-West Africa
27,896	82,326	51,761	28,807	80,871	70,346	20,515	90,861	Portuguese East Africa
12,757	51,330	3,443	730	4,223	56,174	5,620	61,794	Madagascar
3,386	7,724	56,860	19,832	76,692	72,244	19,393	91,637	Réunion
11,145	68,879	53,978	9,918	61,896	38,532	14,739	53,271	German East Africa
..	35	18	29	47	Italian East Africa (Eritrea and Somali land)
63	12,304	25,770	18,974	33,753	65,590	205,809	271,399	Abyssinia
35,310	20,634,873	20,307,228	70,525	20,377,753	22,043,433	138,798	22,182,231	French Somaliland
..	1,586,592	1,481,970	..	1,481,970	1,287,773	..	1,287,773	United States of America
..	19,865	..	19,865	West Indies
..	238,049	272,989	..	272,989	571,141	109	571,250	Mexico
..	1,712,172	1,251,994	..	1,251,994	2,028,906	..	2,028,906	Brazil
..	1,039,453	952,033	..	952,033	1,429,199	..	1,429,199	Argentine Republic
..	207,205	181,601	..	181,601	478,535	1,193	479,733	Chile
..	232,330	116,772	..	116,772	285,642	..	285,642	Other countries in South America
..	62	67	..	67	Sandwich Islands
..	35,634	12,780	..	12,780	47,413	..	47,413	Other Islands in the Pacific
2,319,695	81,466,140	73,914,491	2,992,923	76,817,414	75,200,524	5,603,136	80,899,660	Other Foreign countries
5,393,007	163,442,227	155,623,275	6,080,244	161,703,519	159,533,554	9,704,202	169,237,756	TOTAL FOREIGN COUNTRIES
								GRAND TOTAL

from 1915-16

ABSTRACT TABLES

(14)

TOTAL TRADE WITH CONTINENTS

No. 4

VALUE of the TOTAL TRADE (IMPORTS, EXPORTS, and RE-EXPORTS) in PRIVATE MERCHANDISE with PRINCIPAL COUNTRIES, and with CONTINENTS, in each Official Year from 1914-15 to 1918-19

COUNTRIES	1914-15	1915-16	1916-17	1917-18	1918-19
EUROPE—					
United Kingdom	100,353,519	102,160,975	112,560,248	95,883,807	100,617,127
Russia	1,270,381	3,880,412	3,047,606	578,236	8,231
Sweden	641,104	718,446	620,523	518,038	437,023
Norway	251,658	493,130	578,107	557,207	811,441
Denmark	79,137	43,083	17,497	14,709	39,287
Germany	9,897,519	307,605	51,873	7,156	153
Holland	1,656,763	946,138	927,492	461,730	230,876
Belgium	4,600,046	307,867	25,752	4,267	11,411
France	7,070,661	7,613,941	10,918,621	6,806,621	7,103,884
Spain	1,278,817	1,765,991	2,008,994	836,973	589,466
Gibraltar	21,960	140,278	40,945	2,054	57,612
Portugal	95,088	153,337	107,857	51,091	3,214
Madeira					1,917
Malta and Gozo	108,465	23,039	72,318	71,662	104,859
Switzerland	297,664	558,918	571,193	515,328	6,715,781
Italy	5,593,688	7,325,526	8,123,068	6,885,643	774,616
Austria-Hungary	3,880,829	3,276	9,621	41,723	10
Bulgaria	23,511				
Roumania	121,416	21,125			
Greece	91,422	43,308	18,405	612,199	344,182
Turkey (including Crete or Candia)	23,203	08	1		1,261
Cyprus	105	171	6,192	17,988	6,714
TOTAL EUROPE	137,392,506	126,317,193	140,610,398	113,937,606	116,031,066
ASIA—					
Turkey	1,355,484	1,038,738	2,322,796	2,787,912	5,222,070
Aden and Dependences	1,410,751	1,274,835	2,330,424	2,179,538	2,628,022
Mascat Territory and Trucial Oman	627,245	792,141	870,627	984,898	1,228,313
Other Native States in Arabia	308,558	373,345	698,351	818,366	478,959
Bahrain Islands	382,430	572,924	891,713	1,034,186	1,016,262
Persia	1,193,973	1,659,091	2,831,294	4,372,150	4,821,970
Henjam Island	7,501	4,787	72,896	36,107	13,631
Turkistan (Russian)			35,704	17,043	
Maldives	21,150	24,335	19,497	27,120	48,392
Ceylon	5,667,695	6,893,364	7,841,343	8,269,396	8,970,504
Straits Settlements (including Labuan)	5,718,949	6,002,468	6,860,771	8,106,098	8,663,070
Federated Malay States	96,982	110,678	133,573	155,143	116,882
Sumatra	211,044	274,810	448,229	458,466	269,266
Java	6,714,858	10,191,548	10,737,661	9,609,457	9,791,561
Borneo	614,651	619,512	414,465	234,960	310,982
Celebes and other Islands	60,997	48,610	56,938	71,055	22,402
New Guinea	377			300	
Siam	909,221	866,789	972,007	1,347,296	958,981
Indo-China (including Cochin-China, Cambodia, Annam, and Tonkin)	799,727	498,994	1,056,557	1,105,590	1,710,331
Philippines	128,259	118,985	371,376	232,151	492,697
Macão		73	5,717		
Formosa	409	6,887	35,728	10,800	4,199
Hongkong	3,615,143	3,708,160	3,752,063	3,718,145	4,532,205
China (exclusive of Hongkong and Macão)	3,735,041	4,870,978	5,180,022	4,392,689	3,579,521
Korea	25	35	772	52	17
Japan	13,409,394	17,299,367	27,724,053	34,949,329	42,008,151
Other countries	73	374	121	1	
TOTAL ASIA	46,799,847	57,240,824	75,466,607	84,853,257	96,944,758
AFRICA—					
Egypt	1,455,123	1,985,435	2,565,297	17,125,322	11,063,181
Other Countries in North Africa	25,939	4,873	4,233	18,682	19,407
West Africa	8,711	29,720	16,001	78,077	60,053
German South-West Africa	153				
Cape Colony	257,607	283,039	301,867	558,906	709,374
Natal	678,854	764,873	971,549	1,295,241	1,728,492
Transvaal	55,797	82,619	138,497	212,160	429,108
Portuguese East Africa	435,866	335,327	361,290	475,217	939,373
Madagascar	16,590	29,391	82,915	83,332	91,345
Reunion	2,799	5,692	52,071	4,673	82,109
Mauritius and Dependences	2,192,235	2,256,861	1,663,515	1,604,092	2,621,853
German East Africa	132,432		7,724	109,270	93,654
Zanzibar and Pemba	411,046	476,448	771,541	649,660	883,470
East African Protectorate	337,743	538,293	1,010,857	826,926	1,315,651
Seychelles	30,037	25,930	58,242	37,705	32,366
Italian East Africa (Eritrea and Somaliland)	243,873	232,360	175,394	241,155	214,191
Somaliland (British and French)	46,892	36,969	40,470	115,285	301,344
Abyssinia	1,958	100	35		47
Other countries		7,763	27,879	475,501	72,934
TOTAL AFRICA	6,383,655	7,045,598	8,249,297	23,951,204	20,638,042
AMERICA—					
Canada	789,449	1,067,594	975,162	1,598,121	1,640,218
United States of America	14,739,793	19,423,865	28,138,750	28,253,607	32,947,980
West Indies	722,107	1,107,717	1,722,586	1,720,769	1,559,402
Mexico	30,185	51,972			13,865
Colombia	987				1,340
British Guiana	58,875	75,366	68,415	59,322	59,125
Dutch Guiana	3,086	7,039	3,003	2,017	14,101
Brazil	25,719	221,829	288,049	272,989	571,250
Uruguay	62,528	69,565	41,833	60,051	99,361
Argentine Republic	1,630,799	2,080,356	1,712,895	1,252,675	2,029,805
Chile	514,459	754,648	1,089,724	989,515	1,420,199
Peru	89,309	81,941	148,379	125,621	325,435
Ecuador	14,280	2,231	5,867	558	80,089
Other countries	1,234	2,122	8,646	3,199	59,630
TOTAL AMERICA	18,662,781	24,946,265	34,209,309	34,321,455	46,769,295
AUSTRALIA AND OCEANIA—					
Australian Commonwealth	3,198,428	3,416,577	3,870,471	4,362,344	5,714,401
New Zealand	405,743	415,146	529,861	534,382	600,704
Fiji Islands	32,537	32,972	45,770	20,869	28,097
Sandwich Islands	187,233	154,094	232,309	116,772	285,642
Other Islands in the Pacific	1,011	106	62	87	
TOTAL AUSTRALIA AND OCEANIA	3,824,906	4,018,897	4,699,464	4,993,434	6,629,024
GRAND TOTAL	213,013,755	219,577,742	293,199,070	261,086,926	261,932,184

ABSTRACT TABLES
TRADE WITH CONTINENTS
IMPORTS

No. 5

VALUE of TOTAL IMPORTS of PRIVATE MERCHANDISE from each COUNTRY (distinguishing
Continents) in each Official Year from 1914-15 to 1918-19

COUNTRIES	1914-15	1915-16	1916-17	1917-18	1918-19
	£	£	£	£	£
EUROPE—					
United Kingdom	61,959,176	52,205,811	58,620,823	54,514,299	51,380,809
Russia	24,408	57,478	164,301	87,375	8,231
Sweden	340,740	514,254	583,375	518,033	342,835
Norway	175,102	367,082	441,258	433,889	601,628
Denmark	18,145	16,247	10,844	11,931	6,589
Germany	3,099,877	807,606	51,873	7,156	153
Holland	854,846	801,312	661,343	410,197	169,018
Belgium	1,086,353	153,852	25,752	4,297	4,195
France	1,174,524	1,328,656	1,357,579	1,086,833	1,230,972
Spain	62,156	367,162	291,332	282,608	205,848
Gibraltar	8,248	12,427	5,918	7,786	25,091
Portugal	16,818	11,943	3,371	21,925	2,612
Malta and Gozo	2,385	11,065	2,392	2,389	3,183
Switzerland	292,318	433,779	454,220	295,728	305,781
Italy	1,015,172	1,336,907	1,048,596	1,180,256	611,492
Austria-Hungary	860,743	3,275	9,021	41,723	10
Roumania	87				
Greece	6,568	5,443	18,495	5,753	209
Turkey (including Crete or Candia)	58	59	1		8
Cyprus	5	2	1	6	
TOTAL EUROPE	70,962,509	57,934,359	64,260,931	58,882,146	54,843,664
ASIA—					
Turkey	219,058	300,857	440,019	390,953	300,675
Aden and Dependence	522,667	320,846	472,088	860,805	594,625
Mascat Territory and Trucial Oman	179,432	279,945	173,222	227,101	248,352
Other Native States in Arabia	35,112	46,015	68,182	35,533	12,024
Bahrain Islands	116,658	209,309	230,902	330,204	193,517
Persia	409,296	453,722	464,789	735,388	745,248
Honjam Island	24	2,046	70,364	29,982	11,964
Maldives	10,167	7,235	8,917	8,167	4,377
Ceylon	527,721	636,732	827,459	1,604,325	1,953,425
Straits Settlements (including Labuan)	2,250,060	2,502,085	2,689,079	3,497,702	3,737,780
Federated Malay States	3,070	4,135	7,376	5,163	5,454
Sumatra	25,497	49,083	32,078	40,793	38,290
Java	5,480,293	8,958,524	8,841,857	7,810,655	7,439,507
Borneo	609,444	603,872	407,707	209,989	273,616
Celebes and other Islands	340		8,089	7,748	85
New Guinea				290	
Siam	282,038	229,884	277,732	370,240	235,904
Indo-China (including Cochin-China, Cambodia, Annam, and Tonkin)	529	10,987	91	836	38,855
Philippines	46,338	61,287	205,535	108,492	192,626
Formosa			181		
Hongkong	681,669	884,357	746,955	899,735	1,188,351
China (exclusive of Hongkong and Macao)	1,044,081	1,283,418	1,098,204	1,382,471	1,647,499
Japan	2,966,428	4,997,786	8,888,794	12,175,336	22,348,506
Other countries		74	121	1	
TOTAL ASIA	15,420,781	21,843,199	25,868,421	30,531,519	41,215,685
AFRICA—					
Egypt	247,225	474,145	426,599	691,598	1,090,641
Other Countries in North Africa	18	1,430	10		
West Africa			1	24	
Cape Colony	975	820	2,360	604	4,669
Natal	40,721	42,697	55,411	36,912	102,214
Transvaal	55,038	27,058	4	297	384
Portuguese East Africa	94,842	76,912	35,974	39,092	71,764
Madagascar	801	480	589	2,991	484
Réunion	418	537	741	450	405
Mauritius and Dependencies	1,157,728	1,418,907	549,982	723,455	1,707,273
German East Africa	1,066			32,578	2,017
Zanzibar and Pemba	195,994	243,933	257,296	322,098	520,984
East African Protectorate	13,039	78,275	220,241	232,561	711,242
Seychelles	726	609	460	204	615
Italian East Africa (Eritrea and Somaliland)	41,541	145,287	108,985	177,259	160,920
Somaliland (British and French)	115	123	188	126	483
Other countries			1		16
TOTAL AFRICA	1,850,757	2,511,188	1,657,322	2,310,162	4,374,111
AMERICA—					
Canada	30,258	5,643	5,663	50,377	84,232
United States of America	3,119,951	5,247,410	7,303,872	7,875,854	10,765,749
West Indies	234	334	260	371	
British Guiana		7			
Dutch Guiana					6,959
Brazil	6		723		
Argentine Republic	12	722	20,266	681	399
Chile				28,482	
Uruguay				33	
TOTAL AMERICA	3,150,461	5,254,116	7,330,784	7,955,798	10,807,339
AUSTRALIA AND OCEANIA—					
Australian Commonwealth	567,098	446,982	647,698	595,762	1,446,506
New Zealand	668	940	1,087	8,018	2,223
Fiji Islands	82	45		2	
Other islands in the Pacific	338				
TOTAL AUSTRALIA AND OCEANIA	568,186	447,967	649,385	603,782	1,448,729
GRAND TOTAL	91,952,644	87,990,829	99,756,848	100,283,407	112,669,428

ABSTRACT TABLES
TRADE WITH CONTINENTS
EXPORTS

(16)

No. 6

VALUE of TOTAL EXPORTS of INDIAN PRODUCE and MANUFACTURES in PRIVATE MERCHANDISE to each COUNTRY (distinguishing Continents) in each Official Year from 1914-15 to 1918-19

COUNTRIES	1914-15	1915-16	1916-17	1917-18	1918-19
EUROPE—					
United Kingdom	37,257,924	48,789,054	52,717,608	40,155,022	46,600,716
Russia	1,239,749	3,022,717	3,781,372	490,731	..
Sweden	299,421	204,004	46,139	..	94,188
Norway	76,556	126,025	136,796	123,318	209,813
Denmark	60,040	27,736	6,853	2,868	19,098
Germany	6,784,961
Holland	800,222	114,826	266,130	51,533	61,958
Belgium	3,505,519	154,015	7,216
France	5,886,573	0,270,422	9,537,771	5,707,491	5,880,479
Spain	1,216,661	1,398,529	1,717,657	604,370	383,484
Gibraltar	8,003	126,475	11,249	12,977	19,692
Portugal	79,874	141,394	104,486	29,120	702
Malta and Gozo	105,724	12,113	68,605	69,273	1,017
Switzerland	35,030	125,139	116,432	249,802	101,676
Italy	4,570,495	5,952,230	6,471,653	5,684,042	6,410,000
Austria-Hungary	3,011,943	98,620
Bulgaria	23,611
Roumania	121,349	21,125
Greece	84,782	37,863	..	606,435	343,237
Turkey (including Crete or Candia)	27,871	40
Cyprus	100	169	3,524	17,980	6,697
TOTAL EUROPE	65,201,309	67,152,876	74,585,363	53,804,762	60,339,902
ASIA—					
Turkey	1,034,437	534,843	1,178,353	1,734,071	2,076,329
Aden and Dependencies	801,743	829,765	1,335,653	367,089	1,178,226
Mascat Territory and Trucial Oman	296,795	375,598	491,223	519,707	707,508
Other Native States in Arabia	221,526	269,730	490,702	629,592	325,703
Bahrein Islands	169,252	293,974	491,665	540,512	539,411
Persia	383,646	825,927	1,376,177	2,110,842	2,092,490
Hejaz and Isfahan	2,331	1,401	987	3,226	533
Turkistan (Russian)	35,704	17,043	..
Maldives	9,319	13,093	9,522	19,935	40,239
Ceylon	5,032,698	6,120,034	6,781,423	6,438,572	6,741,618
Straits Settlements (including Labuan)	3,364,902	3,336,643	4,038,603	4,413,386	4,682,044
Federated Malay States	79,221	60,895	102,145	120,158	104,139
Sumatra	183,440	221,039	412,277	417,501	230,342
Java	1,225,004	1,203,069	1,867,568	1,779,000	2,299,234
Borneo	3,798	15,311	6,711	24,529	36,282
Celebes and other Islands	60,538	46,484	48,855	63,288	21,562
New Guinea	377
Siam	617,238	614,896	659,625	949,815	715,872
Indo-China (including Cochín-China, Cambodia, Annam, and Tonkin)	709,003	487,479	1,054,712	1,104,223	1,666,900
Philippines	81,797	57,482	165,712	123,633	300,040
Macão	3,717
Formosa	409	6,887	35,547	10,900	4,199
Hongkong	2,408,896	2,746,420	2,903,754	2,722,191	3,256,904
China (exclusive of Hongkong and Macão)	2,687,836	3,577,770	4,042,939	2,911,233	1,874,201
Korea	25	35	772	60	17
Japan	10,435,906	12,371,055	19,755,812	22,732,910	19,427,135
Other countries	73	872	..	10	..
TOTAL ASIA	30,210,301	33,930,192	46,292,398	50,272,416	48,920,062
AFRICA—					
Egypt	1,199,048	1,436,419	2,107,440	16,267,149	9,757,529
Other Countries in North Africa	25,724	3,443	4,223	18,682	19,407
West Africa	5,544	29,720	16,000	605,371	60,053
German South-West Africa	153
Cape Colony	255,580	291,407	293,665	557,574	699,476
Natal	625,749	670,843	857,515	1,181,444	1,407,298
Transvaal	759	55,566	138,493	210,370	428,724
Portuguese East Africa	293,969	200,753	250,242	315,317	806,498
Madagascar	14,075	23,055	54,436	51,764	70,346
Réunion	2,115	4,980	38,573	3,443	56,174
Mauritius and Dependencies	1,011,083	769,903	1,053,291	828,491	823,510
German East Africa	101,379	4,338	56,860	72,244	72,244
Zanzibar and Pemba	188,527	179,987	357,292	257,540	292,407
East African Protectorate	234,891	291,237	573,384	386,206	468,661
Seychelles	24,914	19,550	46,682	32,558	28,897
Italian East Africa (Eritrea and Somaliland)	191,743	77,169	57,134	53,678	33,532
Somaliland (British and French)	41,568	33,546	38,367	81,779	93,271
Abyssinia	1,744	..	35	..	15
Other countries	..	7,768	27,878	47,768	72,719
TOTAL AFRICA	4,199,055	4,091,291	5,918,888	20,939,294	15,269,754
AMERICA—					
Canada	759,627	1,061,617	969,499	1,547,744	1,612,518
United States of America	11,561,669	14,098,170	20,799,568	20,307,228	22,043,438
West Indies	721,812	1,107,264	1,722,039	1,720,023	1,558,660
Mexico	30,185	51,972	13,865
Colombia	967	1,340
British Guiana	58,546	75,145	69,172	59,317	59,900
Dutch Guiana	3,085	7,039	3,008	2,017	7,142
Brazil	25,712	221,829	238,049	272,889	571,141
Uruguay	62,528	69,565	41,833	50,018	99,861
Argentine Republic	1,630,725	2,079,684	1,712,172	1,251,994	2,028,906
Chile	511,459	754,648	1,069,458	952,033	1,429,199
Peru	80,309	81,941	148,379	125,621	324,237
Ecuador	14,280	2,231	6,867	558	30,089
Other countries	1,234	2,122	3,646	5,446	59,630
TOTAL AMERICA	15,462,138	19,613,177	26,836,636	26,294,990	29,588,511
AUSTRALIA AND OCEANIA—					
Australian Commonwealth	2,625,389	2,967,685	3,219,228	3,661,732	4,889,375
New Zealand	494,681	414,056	518,937	501,695	597,045
Fiji Islands	32,038	32,713	45,359	27,537	27,552
Sandwich Islands	187,233	154,094	232,300	116,772	285,642
Other Islands in the Pacific	873	107	62	67	..
TOTAL AUSTRALIA AND OCEANIA	3,250,014	3,568,655	4,016,886	4,311,813	5,169,334
GRAND TOTAL	118,323,317	123,366,191	158,049,220	155,023,275	169,538,554

ABSTRACT TABLES
TRADE WITH CONTINENTS
RE-EXPORTS

No. 7

VALUE of TOTAL RE-EXPORTS of PRIVATE MERCHANDISE to each COUNTRY (distinguishing
Continents), in each Official Year from 1914-15 to 1918-19

COUNTRIES	1914-15	1915-16	1916-17	1917-18	1918-19
	£	£	£	£	£
EUROPE—					
United Kingdom	1,166,419	1,167,110	1,311,810	1,214,576	1,695,602
Russia	6,204	217	1,923	130	..
Sweden	943	188	9
Norway	..	23	23
Denmark	2
Germany	12,881
Holland	1,095	..	19
Belgium	8,174
France	9,659	14,863	23,271	12,207	82,433
Spain	5	..	134
Gibraltar	5,720	10,376	23,778	2,201	2,829
Portugal	46	..
Malta and Gozo	350	760	1,321
Switzerland	216	..	1,485
Italy	8,021	36,389	7,779	21,317	64,504
Austria-Hungary	8,143
Greece	72	2	..	11	736
Turkey (including Crete or Candia)	274	1,253
Cyprus	2,667	..	17
TOTAL EUROPE	1,228,688	1,229,928	1,374,099	1,250,008	1,747,508
ASIA—					
Turkey	101,989	203,058	597,384	661,988	2,245,066
Aden and Dependencies	86,341	124,124	422,677	631,844	855,171
Mascat Territory and Trucial Oman	151,018	136,596	206,182	246,040	267,468
Other Native States in Arabia	65,987	56,700	139,470	154,191	141,232
Bahrain Islands	90,525	69,641	168,946	183,470	234,334
Persia	341,031	379,432	991,928	1,625,920	1,984,242
Benjam Island	5,146	1,340	1,545	2,849	1,134
Maldives	1,064	4,007	1,053	2,018	3,778
Ceylon	107,280	136,598	234,661	226,109	275,461
Straits Settlements (including Labuan)	103,987	163,740	232,489	194,950	248,240
Federated Malay States	14,691	25,648	24,052	29,822	7,269
Sumatra	2,107	4,688	3,874	172	674
Java	8,691	29,955	23,236	18,902	62,816
Borneo	1,408	329	47	442	185
Celebes and other Islands	29	128	14	19	765
Siam	9,945	23,019	34,650	27,211	6,305
Indo-China (including Cochin-China, Cambodia, Annam, and Tonkin)	196	528	754	1,031	4,676
Philippines	124	216	131	126	207
Hongkong	74,678	77,389	102,354	96,219	146,899
China (exclusive of Hongkong and Macao)	2,274	9,780	38,789	8,984	67,821
Japan	7,365	30,526	79,447	41,083	230,510
Other countries	2	..
TOTAL ASIA	1,171,482	1,476,432	3,305,789	4,049,322	6,808,111
AFRICA—					
Egypt	8,850	24,871	31,168	166,575	216,011
Other Countries in North Africa	197	728	5,229
Cape Colony	1,052	812	5,342	76,885	128,980
Natal	12,384	45,833	58,863	40,808	61,111
Portuguese East Africa	47,165	57,662	75,074	28,607	20,515
Madagascar	1,714	5,376	27,890	789	6,320
Réunion	266	176	12,757	789	91,970
Mauritius and Dependencies	23,424	68,041	60,282	52,146	79,393
German East Africa	29,487	..	3,386	10,832	70,079
Zanzibar and Pemba	46,615	52,578	156,053	110,022	145,748
East African Protectorate	89,129	168,691	217,232	158,216	8,864
Seychelles	4,397	6,771	11,100	4,943	14,739
Italian East Africa (Eritrea and Somaliland)	10,589	9,904	11,145	9,918	207,590
Somaliland (British and French)	6,209	3,300	1,915	30,380	29
Abyssinia	214	100	..	1,660	199
Other countries
TOTAL AFRICA	280,676	443,114	673,087	701,490	994,177
AMERICA—					
Canada	564	334	2,463
United States of America	49,173	78,255	35,510	70,525	138,798
West Indies	61	119	287	365	742
British Guiana	329	234	245	6	135
Dutch Guiana	1
Brazil	1	109
Argentine Republic	53	1,198
Peru
TOTAL AMERICA	50,182	78,972	35,840	70,895	143,445
AUSTRALIA AND OCEANIA—					
Australian Commonwealth	5,936	1,910	3,545	4,840	8,890
New Zealand	303	150	237	999	1,526
Fiji Islands	437	214	411	2,330	545
Other Islands in the Pacific	..	2
TOTAL AUSTRALIA AND OCEANIA	6,766	2,276	4,193	7,899	10,961
GRAND TOTAL	2,737,794	3,230,722	5,363,007	6,080,244	9,704,202

ABSTRACT TABLES
IMPORTS and EXPORTS
(SHARE OF EACH PROVINCE)

(18)

No. 8

VALUE of the TOTAL IMPORTS and EXPORTS of MERCHANDISE and TREASURE, exclusive of GOVERNMENT STORES and TREASURE, into and from each PROVINCE of BRITISH INDIA, in each Official Year from 1914-15 to 1918-19

PROVINCES	IMPORTS					EXPORTS OF INDIAN AND FOREIGN MERCHANDISE				
	1914-15	1915-16	1916-17	1917-18	1918-19	1914-15	1915-16	1916-17	1917-18	1918-19
MERCHANDISE—	£	£	£	£	£	£	£	£	£	£
BENGAL	38,109,937	35,286,142	37,698,308	38,928,166	42,696,846	49,047,133	61,083,011	64,346,572	58,002,271	70,477,880
BIHAR AND ORISSA	33,928
BOMBAY	30,734,558	29,494,795	36,908,483	37,895,607	47,400,629	32,748,027	31,697,708	51,564,904	55,158,869	61,083,867
SIND	7,728,701	8,344,470	8,680,104	8,733,909	7,685,685	18,386,070	12,547,697	16,039,765	20,574,987	14,869,281
MADRAS	8,348,674	7,688,026	8,570,589	8,134,051	7,916,234	14,407,086	19,388,478	18,466,004	14,158,873	16,160,962
BURMA	7,031,474	7,177,396	7,904,399	6,566,771	7,060,034	10,842,117	9,970,032	13,024,922	13,813,519	16,659,776
TOTAL	91,952,644	87,990,929	99,756,843	100,283,407	112,689,428	121,061,111	131,586,913	163,442,227	161,703,519	169,242,756
TREASURE—										
BENGAL	1,881,002	2,003,048	1,122,628	.	.	208,892	164,790	20,255	.	.
BIHAR AND ORISSA
BOMBAY	12,235,408	5,781,403	8,776,143	.	.	1,367,944	4,442,098	2,388,752	.	.
SIND	170,428	85,639	14,189	.	.	25,522	197,803	280,072	.	.
MADRAS	125,863	19,149	13,306	.	.	450,451	230,410	509,877	.	.
BURMA	100,798	14,232	5,349	.	.	65,407	5,453	4,483	.	.
TOTAL	14,513,584	7,903,471	9,931,615	.	.	2,202,216	4,950,554	3,204,439	.	.
TOTAL OF MERCHANDISE AND TREASURE—										
BENGAL	39,990,939	37,289,190	38,815,936	.	.	49,256,025	61,247,801	64,372,827	.	.
BIHAR AND ORISSA	33,928
BOMBAY	42,969,966	35,276,198	45,684,626	.	.	34,110,971	36,139,806	53,948,716	.	.
SIND	7,899,124	8,430,109	8,694,293	.	.	18,412,492	12,745,499	16,319,837	.	.
MADRAS	8,474,537	7,707,175	8,583,895	.	.	14,858,537	19,618,885	19,665,881	.	.
BURMA	7,132,272	7,191,628	7,909,648	.	.	10,907,524	9,975,485	13,029,405	.	.
TOTAL	106,466,228	95,824,300	109,688,458	.	.	123,263,327	136,537,467	166,736,666	.	.

* Temporarily discontinued

VALUE of the TOTAL IMPORTS and EXPORTS of GOVERNMENT STORES and TREASURE, into and from each PROVINCE of BRITISH INDIA, in each Official Year from 1914-15 to 1918-19

PROVINCES	IMPORTS					EXPORTS OF INDIAN AND FOREIGN MERCHANDISE				
	1914-15	1915-16	1916-17	1917-18	1918-19	1914-15	1915-16	1916-17	1917-18	1918-19
	£	£	£	£	£	£	£	£	£	£
GOVERNMENT STORES—										
BENGAL	1,778,349	1,774,863	2,382,052	2,656,132	5,415,798	104,205	370,667	643,905	753,307	727,884
BOMBAY	620,973	756,838	3,301,232	5,024,981	5,044,862	215,476	905,734	720,833	565,284	161,807
SIND	1,036,821	1,070,108	700,377	771,253	778,562	44,893	111,427	36,329	35,605	33,106
MADRAS	241,768	420,895	647,461	791,298	847,695	23,798	10,329	3,981	77,808	2,162
BURMA	90,925	90,775	63,775	43,860	31,942	1,210	1,901	35,123	126,986	27,024
TOTAL	4,667,836	4,122,089	7,075,707	9,286,523	13,018,859	389,572	1,400,118	1,440,271	1,559,575	962,073
TREASURE—										
BENGAL	10,789	..	5,512,698	.	.	226,667
BOMBAY	14,509	25,721	10,036,822	.	.	1,096,393	530,514	981,332	.	.
SIND	34,067	153,980	.	.	1,015	2,786	2,367	.	.
MADRAS
BURMA
TOTAL	25,298	60,689	15,703,498	.	.	1,824,075	533,300	983,699	.	.
TOTAL OF STORES AND TREASURE—										
BENGAL	1,789,138	1,774,863	7,875,648	.	.	330,872	370,667	643,905	.	.
BOMBAY	635,482	782,059	13,338,054	.	.	1,311,869	1,436,248	1,762,265	.	.
SIND	1,036,821	1,114,135	854,357	.	.	45,898	114,213	33,696	.	.
MADRAS	241,768	420,895	647,461	.	.	23,798	10,329	3,981	.	.
BURMA	90,925	90,775	63,775	.	.	1,210	1,901	35,123	.	.
TOTAL	4,698,134	4,182,727	22,779,295	.	.	1,713,647	1,933,419	2,423,970	.	.

ABSTRACT TABLES
TRADE OF EACH PROVINCE
WITH EACH COUNTRY

(20)

No. 10

VALUE of the TOTAL TRADE (IMPORTS, EXPORTS, and RE-EXPORTS) in PRIVATE MERCHANDISE
only of each PROVINCE with each COUNTRY, in each Official year from 1914-15 to 1918-19

COUNTRIES	BENGAL					BIHAR AND ORISSA				
	1914-15	1915-16	1916-17	1917-18	1918-19	1914-15	1915-16	1916-17	1917-18	1918-19
	£	£	£	£	£	£	£	£	£	£
EUROPE—										
United Kingdom	46,131,064	46,347,764	46,278,704	37,022,939	39,680,254
Russia	927,370	3,525,048	3,769,193	564,676	3,232
Sweden	220,883	237,331	327,693	185,669	171,007
Norway	101,899	259,517	234,208	212,230	285,627
Denmark	8,606	26,815	1,360	3,046	10,137
Germany	2,935,355	101,143	42,732	270
Holland	523,135	271,429	205,685	101,085	42,064
Belgium	612,504	34,428	12,388	525	7,397
France	1,133,440	2,395,208	2,324,007	2,040,063	3,141,502
Spain	602,679	1,029,584	981,772	704,163	419,550
Gibraltar	18	20	12,312	1,198	133
Portugal	7,771	1,635	213	2,538	900
Malta and Gozo	4	578	27	7,760	1,342
Switzerland	35,535	72,818	66,660	31,424	35,453
Italy	1,418,284	3,315,027	1,934,436	1,464,758	1,410,606
Austria-Hungary	919,509	680	3,362	833
Roumania	87,240	21,125
Greece	31,362	11,178	..	6,944	5,667
Turkey (including Crete or Candia)	18,186
Other countries	19,590	..	6,914
TOTAL	55,734,474	57,651,314	56,245,571	42,350,015	45,221,831
ASIA—										
Turkey	234,029	33,725	133,184	1,200	198,089
Aden and Dependencies	236,301	247,252	278,106	450,404	364,846
Arabia	108,082	68,066	5,361	270	5,238
Bahrain Islands	81,419	33,324	16,305	..	44,083
Persia	13,069	7,453	9,020	4	140,605
Hejaz Island
Maldives	18,473	17,940	14,624	16,116	10,631
Ceylon	1,091,636	805,922	672,263	778,377	1,823,949	38,919
Strait Settlements (including Labuan)	1,592,462	1,855,135	1,727,559	1,735,750	2,106,403
Sumatra	94,035	113,802	82,930	54,965	66,966
Java	3,857,221	5,319,867	5,230,035	6,009,825	6,552,421
Borneo	440,636	395,034	246,071	195,189	314,051
Siam	588,894	503,084	515,737	746,794	566,722
Indo-China (including Cochin- China, Cambodia, Annam, and Tonkin)	702,984	453,402	999,378	965,582	1,478,100
Philippines	100,692	108,815	242,471	197,318	443,979
Hongkong	431,585	489,145	640,349	802,754	786,567
China (exclusive of Hongkong and Macao)	748,878	919,613	817,787	531,604	481,402
Japan	2,058,995	2,699,732	4,231,113	5,696,845	9,877,776
Other countries	24,305	30,110	94,071	73,879	49,365
TOTAL	12,368,726	14,169,942	15,965,364	18,297,936	25,312,093	33,919

ABSTRACT TABLES
TRADE OF EACH PROVINCE
WITH EACH COUNTRY

No. 10—continued

VALUE of the TOTAL TRADE (IMPORTS, EXPORTS, and RE-EXPORTS) in PRIVATE MERCHANDISE
only of each PROVINCE with each COUNTRY, in each Official Year from 1914-15 to 1918-19—continued

COUNTRIES	BOMBAY					SIND				
	1914-15	1915-16	1916-17	1917-18	1918-19	1914-15	1915-16	1916-17	1917-18	1918-19
	£	£	£	£	£	£	£	£	£	£
EUROPE—										
United Kingdom	24,313,549	22,034,358	30,059,103	28,409,010	28,909,181	11,918,200	13,892,790	12,063,928	9,898,549	9,369,389
Russia	196,357	3,499	78,139	358	..	16,502	..	15,547
Sweden	156,983	192,077	149,624	175,419	145,268	91,889	83,981	50,951	77,678	12,076
Norway	85,585	154,877	233,769	241,867	329,023	10,146	9,598	27,035	22,069	6,666
Denmark	2,622	955	8,073	4,907	13,916	323	107	308	56	24
Germany	3,424,286	137,205	3,720	6,023	30	1,483,798	54,743	359
Holland	201,270	158,237	140,757	141,938	72,647	58,476	78,843	20,880	12,216	6,518
Belgium	1,965,231	53,972	4,100	2,503	3,032	1,187,727	51,910	1,950
France	2,799,855	2,085,873	4,430,303	2,737,652	2,240,123	853,503	720,049	2,156,019	1,374,231	475,192
Spain	479,094	342,223	582,883	94,084	140,637	130,630	230,100	327,946	268	21,747
Gibraltar	19,003	23,309	23,905	21,772	49,130	500	467	289	84	117
Portugal	8,879	1,317	722	68	1,845	441	306	251	594	82
Malta and Gozo	6,621	13,568	3,094	63,884	3,738	43,141	9,709	68,270	19	20
Switzerland	107,429	385,662	390,983	282,193	250,903	23,713	18,845	19,064	8,665	4,310
Italy	2,064,376	2,502,877	3,854,111	4,284,218	4,342,146	851,993	930,368	1,586,137	48,070	153,303
Austria-Hungary	1,292,382	530	1,613	35,640	..	638,232	1,038	21	102	..
Roumania	817	601
Greece	6,642	4,388	13,489	36,203	4,630	8	9	10	231,127	168,464
Turkey (including Crete or Candia)	6,937	1	6
Other countries	647	..	3,142	370	833	2
TOTAL	38,123,565	28,040,012	39,977,246	36,527,993	30,507,382	17,315,100	16,632,869	17,228,873	11,673,926	10,213,864
ASIA—										
Turkey	716,710	806,616	1,594,946	2,226,159	4,006,602	199,580	182,636	447,577	526,083	799,801
Aden and Dependencies	1,025,790	931,400	1,810,913	1,602,736	2,202,140	128,936	70,561	68,493	7,530	16,576
Arabia	562,558	727,677	1,017,972	1,106,186	1,143,009	206,388	321,793	502,499	677,694	514,443
Bahrain Islands	268,052	400,621	694,590	840,563	777,991	65,316	102,221	155,116	208,403	173,989
Persia	956,080	1,436,588	2,424,309	3,516,079	3,803,658	196,644	182,401	338,744	857,942	860,366
Henjam Island	3,309	3,076	80,265	24,579	12,127	4,161	1,489	3,165	10,820	1,332
Maldives	1,539	4,677	14,170	..	814	2,616	3,935	2,677
Ceylon	311,732	541,572	791,382	1,076,117	1,005,434	152,209	138,375	110,601	60,266	35,292
Straits Settlements (including Labuan)	767,806	921,933	1,018,904	1,308,650	667,238	2,622	8,013	3,544	31,128	14,276
Sumatra	2,884	4,072	2,405	7,163	38
Java	466,396	1,981,810	2,536,884	1,859,838	1,420,118	1,401,547	1,776,200	1,932,029	1,008,943	1,093,049
Borneo	123,002	210,474	108,053	13,833	1,761	11,600	15,777
Slam	305,480	338,607	411,205	526,917	302,176	4,778	7,936	7,548
Indo-China (including Cochina-China, Cambodia, Annam, and Tonkin)	1,651	2,470	5,612	122,313	188,028	..	8,600	32,050
Philippines	5,313	4,894	16,334	16,519	21,691	..	65	..	17	91
Hongkong	2,670,237	2,851,841	2,753,243	2,609,417	3,371,074	34,437	40,847	20,328	7,866	11,009
China (Exclusive of Hongkong and Macao)	2,668,917	3,516,066	3,988,447	3,574,543	2,780,168	5,563	9,967	7,073	10	16
Japan	10,020,086	12,777,243	20,699,031	26,130,520	27,103,910	34,749	101,160	134,130	155,467	333,530
Other countries	9,575	2,206	432	4,317	1,139	208
TOTAL	20,805,137	27,478,543	39,953,036	46,686,449	40,121,434	2,448,831	3,084,894	3,811,203	3,556,104	3,856,593

[continued on next page]

ABSTRACT TABLES
TRADE OF EACH PROVINCE
WITH EACH COUNTRY

(22)

No. 10—continued

VALUE of the TOTAL TRADE (IMPORTS, EXPORTS, and RE-EXPORTS) in PRIVATE MERCHANDISE
only of each PROVINCE with each COUNTRY, in each Official Year from 1914-15 to 1918-19—continued

COUNTRIES	MADRAS					BURMA				
	1914-15	1915-16	1916-17	1917-18	1918-19	1914-15	1915-16	1916-17	1917-18	1918-19
	£	£	£	£	£	£	£	£	£	£
EUROPE—										
United Kingdom	10,640,900	11,395,123	12,412,074	7,769,035	12,775,837	7,326,202	8,322,530	9,598,704	9,420,592	8,835,375
Russia	101,843	10,171	1,023	6,569	..	23,270	141,696	80,090	6,733	..
Sweden	87,840	92,602	50,695	70,686	45,256	83,582	112,909	52,570	8,169	65,989
Norway	20,340	35,774	49,306	44,252	117,041	20,804	33,416	85,272	37,109	69,025
Denmark	2,430	6,100	879	1,550	1,680	66,878	10,006	5,038	4,343	571
Germany	957,019	24,281	3,072	3	..	1,106,182	304	307	857	108
Holland	141,447	79,256	26,655	8,498	1,157	727,758	358,420	536,033	198,133	107,587
Belgium	509,832	11,542	2,201	324,230	155,052	3,306	568	982
France	2,086,149	2,148,301	1,843,159	387,039	225,752	198,874	323,580	195,142	201,682	1,137,102
Spain	24,772	60,256	20,630	2,530	3,913	42,334	103,370	95,765	44,754	4,308
Gibraltar	287	14	235	1,724	1	4	..	93
Portugal	13,147	13,884	290	21,124	295	65,427	136,193	100,381	26,667	..
Malta and Gozo	130	33	12	53,276	55	141	..	4,016
Switzerland	11,847	37,498	85,198	17,612	4,585	24,039	43,188	69,838	225,570	112,609
Italy	242,525	424,153	449,658	114,626	17,878	116,660	162,759	254,007	630,317	1,166,843
Austria-Hungary	332,782	123	1,338	229	..	697,929	64	3,175	1,093	98,630
Roumania	32,767
Greece	1	104,634	53,411	27,738	..	168,427	65,799
Turkey (including Crete or Candia)	816	2,818
Other countries	22	20	..	3,353	171	1,917
TOTAL	15,173,637	14,334,117	14,896,425	8,448,733	13,298,032	10,985,602	9,022,350	11,046,123	11,074,914	11,671,044
ASIA—										
Turkey	18,708	15,101	35,743	23,784	25,102	186,816	247	2,663	10,603	95,631
Aden and Dependencies	4,498	4,558	5,433	2,330	9,090	35,345	23,256	74,235	36,345	32,026
Arabia	59,057	47,029	40,685	23,860	26,058	944	4,035
Bahrain Islands	14,921	22,992	24,963	7,328	19,736	2,762	1,636
Persia	5,269	5,534	400	..	29,331	27,656	28,221	5,570	..	1,826
Henjam Island
Maldives	1,037	1,840	2,267	1,305	4,766	288	176	..	4,300	12,372
Ceylon	3,589,467	4,758,291	4,522,054	4,909,017	4,364,352	518,851	689,590	1,753,248	1,453,284	1,784,088
Straits Settlements (including Labuan)	1,120,569	1,328,842	1,459,498	2,284,908	2,581,983	2,240,241	1,886,292	2,621,907	2,675,478	3,094,262
Sumatra	15,092	28,480	28,285	77,418	28,015	99,124	118,472	334,601	318,920	174,307
Java	312,204	291,538	232,266	197,070	155,451	666,511	779,446	774,593	532,378	572,070
Borneo	37,780	101	54	16,332	266	1,494	165	60,274	12,139	88
Slam	1,491	5,601	16,607	20,395	9,834	15,371	36,348	45,730	53,019	70,060
Indo-China (including Cochin- China, Cambodia, Annam, and Tonkin)	1,816	20,159	16,051	11,171	32,308	3,373	4,708	1,842	6,103	3,935
Philippines	79	15	105,115	22	255	24,098	5,758	9,687	18,278	26,850
Hongkong	27,964	1,405	3,122	15,847	20,580	352,160	318,977	327,263	284,034	403,520
China (exclusive of Hongkong and Macao)	135,868	259,000	128,365	117,851	165,686	177,346	162,127	236,294	78,952	86,695
Japan	688,435	708,180	1,425,868	1,393,959	1,304,692	601,476	922,484	1,229,672	1,575,917	3,443,650
Other countries	55,074	122,575	120,538	148,512	102,759	69,276	41,557	30,965	54,709	3,715
TOTAL	6,090,324	7,029,241	8,193,324	9,250,109	8,880,214	5,022,622	5,024,460	7,508,004	7,115,044	9,824,530

ABSTRACT TABLES
TRADE OF EACH PROVINCE
WITH EACH COUNTRY

No. 10—continued

VALUE of the TOTAL TRADE (IMPORTS, EXPORTS, and RE-EXPORTS) in PRIVATE MERCHANDISE
only of each PROVINCE with each COUNTRY, in each Official Year from 1914-15 to 1918-19—continued

COUNTRIES	BENGAL					BIHAR AND ORISSA				
	1914-15	1915-16	1916-17	1917-18	1918-19	1914-15	1915-16	1916-17	1917-18	1918-19
	£	£	£	£	£	£	£	£	£	£
AFRICA AND ADJACENT ISLANDS—										
Egypt	475,886	823,901	832,702	2,273,185	2,131,874
Other countries in North Africa	13,114	941	1,007	4,757	1,808
West Africa	6,289	112	..	14,019	59,035
German South-West Africa	153
Cape Colony	188,410	242,576	202,187	500,097	608,172
Natal	524,926	509,319	543,123	865,404	1,010,277
Portuguese East Africa	174,844	115,539	31,421	112,151	187,509
Madagascar	13,529	20,416	26,747	14,248	49,673
Réunion	362	22,466
Mauritius and Dependencies (including Seychelles)	714,200	566,660	590,100	351,915	400,348
German East Africa	2,446
East African Protectorate (including Zanzibar and Pemba)	60,445	69,044	21,747	28,858	70,045
Italian East Africa (Eritrea and Somaliland)	44,053	152,070	100,123	169,669	161,333
Abyssinia	1,437
East Africa (other ports)	5,144	1,748	22,202	9,184	23
Other countries	3,269	55,057	147,412	221,742	417,586
TOTAL	2,228,676	2,668,235	2,518,958	4,565,829	5,127,092
AMERICA—										
Canada	518,099	966,544	686,351	1,498,995	1,464,318
United States of America	11,022,075	13,400,055	18,207,053	20,991,911	24,912,463
West Indies	552,304	819,840	1,216,726	1,471,648	1,272,558
South America	2,325,772	3,191,628	3,323,718	2,739,390	4,602,099
Other countries	217,490	206,066	232,300	118,652	342,720
TOTAL	14,635,740	18,584,134	23,660,151	26,760,596	32,504,648
AUSTRALIA AND OCEANIA—										
Australian Commonwealth (including New Zealand and Fiji Islands)	2,790,754	3,077,383	3,602,530	3,613,861	4,918,881
Sandwich Islands
Other Islands in the Pacific
TOTAL	2,790,754	3,077,383	3,602,530	3,613,861	4,918,881
GRAND TOTAL	87,756,369	96,082,008	101,998,574	95,589,137	113,174,545	33,919

continued on next page

ABSTRACT TABLES
TRADE OF EACH PROVINCE
WITH EACH COUNTRY

(24)

No. 10—continued.

VALUE of the TOTAL TRADE (IMPORTS, EXPORTS, and RE-EXPORTS) in PRIVATE MERCHANDISE
only of each PROVINCE with each COUNTRY, in each Official Year from 1914-15 to 1918-19—continued

COUNTRIES	BOMBAY					BOMBAY				
	1914-15	1915-16	1916-17	1917-18	1918-19	1914-15	1915-16	1916-17	1917-18	1918-19
	£	£	£	£	£	£	£	£	£	£
AFRICA AND ADJACENT ISLANDS—										
Egypt	456,448	481,728	763,369	1,935,237	1,270,050	188,626	210,186	695,928	12,307,442	7,888,142
Other countries in North Africa	12,370	1,607	17	10	10
West Africa	63,596	427,166	..
German South-West Africa
Cape Colony	2,980	7,803	11,330	3,009	63	..	10	65,202	8	..
Natal	60,113	101,112	317,002	331,603	568,191	9,016	218	20,489	9,215	730
Portuguese East Africa	231,305	235,172	291,092	309,343	610,850	6,984	6	..	1,014	..
Madagascar	2,585	8,734	55,820	69,015	41,441	621	242	357	118	352
Réunion	2,331	4,795	29,644	4,280	37,159
Mauritius and Dependencies (in- cluding Seychelles)	876,214	1,224,892	627,623	902,553	2,003,495	275,271	155,509	204,248	151,145	..
German East Africa	104,189	..	7,715	106,650	95,889	800	957	57
East African Protectorate (includ- ing Zanzibar and Pemba)	576,282	837,008	1,604,617	1,417,427	2,062,112	25,920	20,083	30,869	57,202	44,739
Italian East Africa (Eritrea and Somaliland)	179,040	80,925	75,012	70,992	52,914	20,715	202	330	765	..
Abyssinia	520	..	35	..	48
East Africa (other ports)	24,684	14,982	28,986	102,121	301,452	..	5,446	421	3,605	..
Other countries	55,028	27,047	..	5,537	2,930	188	1
TOTAL	2,584,229	3,024,960	3,812,745	5,379,923	7,107,208	623,248	391,967	1,035,914	12,958,637	7,420,059
AMERICA—										
Canada	1,094	1,688	826	30,556	25,630	92	12,414	51,559	20,081	2,005
United States of America	1,584,466	2,353,420	4,325,607	4,130,377	4,883,860	816,437	1,337,751	2,582,388	1,120,962	968,849
West Indies
South America	3,342	3,887	..	720	..	594	390
Other countries	727
TOTAL	1,588,902	2,355,108	4,326,433	4,160,933	4,913,377	816,529	1,350,885	2,634,674	1,141,637	971,258
AUSTRALIA AND OCEANIA—										
Australian Commonwealth (in- cluding New Zealand and Fiji Islands)	300,415	198,876	408,087	299,177	835,030	6,963	1,442	725	3,492	84,193
Sandwich Islands
Other Islands in the Pacific	338
TOTAL	300,753	198,876	408,087	299,177	835,030	6,963	1,442	725	3,492	84,193
GRAND TOTAL	63,477,586	61,092,504	88,478,447	93,054,475	98,484,405	21,115,671	20,892,057	24,711,304	29,833,796	22,554,967

ABSTRACT TABLES
TRADE OF EACH PROVINCE
WITH EACH COUNTRY

No. 10—concluded

VALUE of the TOTAL TRADE (IMPORTS, EXPORTS, and RE-EXPORTS) in PRIVATE MERCHANDISE
only of each PROVINCE with each COUNTRY, in each Official Year from 1914-15 to 1918-19—concluded

COUNTRIES	MADRAS					BURMA				
	1914-15	1915-16	1916-17	1917-18	1918-19	1914-15	1915-16	1916-17	1917-18	1918-19
	£	£	£	£	£	£	£	£	£	£
AFRICA AND ADJACENT ISLANDS—										
Egypt	19,081	69,607	107,289	2,054	52,913	314,766	350,314	165,915	195,298	197,247
Other countries in North Africa	384	..	992	59	2,255	2,133	13,926	17,604
West Africa	94	16,000
German South-West Africa
Cape Colony	1,386	1,616	1,657	1,313	3,770	64,752	29,836	21,346	68,599	103,808
Natal	17,184	48,129	15,276	39,516	70,553	67,552	16,122	66,141	50,061	74,688
Portuguese East Africa	4,588	3,530	3,200	5,337	2,648	18,752	11,058	35,671	45,864	137,899
Madagascar	19	8
Réunion	418	537	22,431	343	238
Mauritius and Dependencies (including Seychelles)	211,325	259,074	186,951	63,287	7,175	145,344	57,795	112,540	112,607	182,744
German East Africa	711	..	24,032	708	..
East African Protectorate (including Zanzibar and Pemba)	1,053	1,827	941	258	1,325	102,341	101,671	104,045	10,596	19,055
Italian East Africa (Eritrea and Somaliland)
Abyssinia
East Africa (other ports)	2	381	..
Other countries	4	22	420	8	1,111	766	8,255	12,426	33,500	80,400
TOTAL	255,440	384,602	330,251	112,820	139,728	738,964	577,306	542,217	531,638	804,353
AMERICA—										
Canada	224,285	17,023	103,357	79,412	111,372	46,881	69,922	43,068	29,074	44,210
United States of America	774,568	1,480,382	1,088,393	1,086,767	1,240,884	553,676	850,658	1,089,951	922,662	943,615
West Indies	67	33	657	170,133	287,843	817	..	232,724
South America	10	2	2	..	1,624	59,951	98,923	546,410	7,349	13,812
Other countries	347	541	523	215	1,264	..	249,075	..
TOTAL	999,277	1,497,986	2,182,932	1,166,394	1,353,880	630,641	1,308,610	1,630,244	1,208,160	1,239,361
AUSTRALIA AND OCEANIA—										
Australian Commonwealth (including New Zealand and Fiji Islands)	237,916	230,446	228,702	454,329	335,144	295,762	314,693	202,083	450,435	171,514
Sandwich Islands
Other Islands in the Pacific	15	108	63	80
TOTAL	237,931	230,554	228,765	454,409	335,144	295,762	314,693	202,083	450,435	171,514
GRAND TOTAL	22,756,809	24,078,500	25,845,097	19,427,474	24,006,998	17,873,591	17,147,428	20,929,221	20,390,191	23,710,811

ABSTRACT TABLES
BENGAL—BIHAR AND ORISSA
TRADE AT EACH PORT

(26)

No. 11

VALUE of the TOTAL IMPORTS and EXPORTS of MERCHANDISE and TREASURE (exclusive of GOVERNMENT STORES and TREASURE), at each PORT in BRITISH INDIA, distinguishing INDIAN and FOREIGN MERCHANDISE EXPORTED, in each Official Year from 1914-15 to 1918-19

PORT	IMPORTS					EXPORTS				
	1914-15	1915-16	1916-17	1917-18	1918-19	1914-15	1915-16	1916-17	1917-18	1918-19
BENGAL:—										
 CALCUTTA (Chief Port)—										
Merchandise	Indian	47,061,053	58,740,093	61,513,554	56,258,482	67,770,160
	Foreign	37,473,211	34,383,891	37,338,027	38,056,707	42,414,851	359,004	144,636	307,828	211,566
Total	37,473,211	34,383,891	37,338,027	38,056,707	42,414,851	47,420,057	58,884,720	61,821,382	56,470,048	68,241,037
Treasure	1,876,993	2,003,048	1,122,028	.	.	292,892	164,790	26,265	.	.
TOTAL	39,350,204	36,386,939	38,511,555	.	.	47,712,949	59,049,510	61,847,647	.	.
 CHITTAGONG—										
Merchandise	Indian	2,226,449	2,198,076	2,524,425	1,532,223	2,236,843
	Foreign	636,026	402,252	304,441	271,399	281,995	627	200	765	..
Total	636,026	402,252	304,441	271,399	281,995	2,227,076	2,198,282	2,525,190	1,532,223	2,236,843
Treasure	4,099
TOTAL	640,125	402,252	304,441	.	.	2,227,076	2,198,282	2,525,190	.	.
TOTAL OF ALL SUBORDINATE PORTS—										
Merchandise	Indian	2,226,449	2,198,076	2,524,425	1,532,223	2,236,843
	Foreign	636,026	402,252	304,441	271,399	281,995	627	200	765	..
Total	636,026	402,252	304,441	271,399	281,995	2,227,076	2,198,282	2,525,190	1,532,223	2,236,843
Treasure	4,099
TOTAL	640,125	402,252	304,441	.	.	2,227,076	2,198,282	2,525,190	.	.
TOTAL OF ALL PORTS IN BENGAL—										
Merchandise	Indian	49,287,502	60,938,169	64,037,979	57,790,705	70,007,003
	Foreign	38,109,237	35,284,143	37,693,368	38,928,166	42,696,846	359,631	144,842	309,593	211,566
Total	38,109,237	35,284,143	37,693,368	38,928,166	42,696,846	49,647,133	61,083,011	64,346,572	58,002,271	70,477,880
Treasure	1,881,092	2,003,048	1,122,028	.	.	292,892	164,790	26,265	.	.
TOTAL	39,990,329	37,287,191	38,815,396	.	.	49,940,025	61,247,801	64,372,827	.	.
BIHAR AND ORISSA:—										
 BALASORE (Chief Port)—										
Merchandise	Indian	15,878
	Foreign
TOTAL	15,878
 CUTTACK—										
Merchandise	Indian	8,860
	Foreign
TOTAL	8,860
 PUAR—										
Merchandise	Indian	9,181
TOTAL OF ALL SUBORDINATE PORTS										
Merchandise	Indian	18,041
	Foreign
TOTAL	18,041

* Temporarily discontinued

ABSTRACT TABLES
BIHAR AND ORISSA—BOMBAY—SIND
TRADE AT EACH PORT

No. 11—continued

VALUE of the TOTAL IMPORTS and EXPORTS of MERCHANDISE and TREASURE (exclusive of GOVERNMENT STORES and TREASURE), at each PORT in BRITISH INDIA, distinguishing INDIAN and FOREIGN MERCHANDISE EXPORTED, in each Official Year from 1914-15 to 1918-19—continued

PORT	IMPORTS					EXPORTS				
	1914-15	1915-16	1916-17	1917-18	1918-19	1914-15	1915-16	1916-17	1917-18	1918-19
	£	£	£	£	£	£	£	£	£	£
BIHAR AND ORISSA—continued										
TOTAL OF ALL PORTS IN BIHAR AND ORISSA—										
Merchandise	{	Indian
	{	Foreign
TOTAL	33,910
BOMBAY :—										
BOMBAY (Chief Port)—										
Merchandise	{	Indian
	{	Foreign	30,717,927	29,471,253	36,883,741	37,875,737	47,389,275	31,216,471	29,558,318	47,658,233
TOTAL	30,717,927	29,471,253	36,883,741	37,875,737	47,389,275	32,741,534	31,597,625	51,564,964
Treasure	12,235,408	5,781,403	8,776,143	1,367,944	4,442,098	2,383,752
TOTAL	42,953,335	35,252,656	45,660,884	34,109,478	36,039,723	53,948,716
SUBORDINATE PORTS—										
Merchandise	{	Indian	1,493	83	..
	{	Foreign	16,631	23,542	24,742	19,870	11,354	4,712
TOTAL	16,631	23,542	24,742	19,870	11,354	1,493	83	4,712
TOTAL OF ALL PORTS IN BOMBAY—										
Merchandise	{	Indian
	{	Foreign	30,734,558	29,494,795	36,908,483	37,895,607	47,400,629	31,217,964	29,558,401	47,658,233
TOTAL	30,734,558	29,494,795	36,908,483	37,895,607	47,400,629	32,743,027	31,597,708	51,564,964
Treasure	12,235,408	5,781,403	8,776,143	1,367,944	4,442,098	2,383,752
TOTAL	42,969,966	35,276,198	45,684,626	34,110,971	36,039,806	53,948,716
SIND :—										
KARACHI (Chief Port)—										
Merchandise	{	Indian	12,671,160	11,676,842	15,047,771
	{	Foreign	7,728,701	8,344,470	8,680,104	8,758,809	7,685,685	715,786	870,845	991,904
TOTAL	7,728,701	8,344,470	8,680,104	8,758,809	7,685,685	13,386,940	12,547,687	16,039,765
Treasure	170,423	85,039	14,189	25,522	107,803	280,072
TOTAL	7,899,124	8,430,109	8,694,293	13,412,471	12,655,490	16,319,837
SUBORDINATE PORTS—										
Merchandise	{	Indian	21
	{	Foreign
TOTAL	21
TOTAL OF ALL PORTS IN SIND—										
Merchandise	{	Indian
	{	Foreign	7,728,701	8,344,470	8,680,104	8,758,809	7,685,685	715,786	870,845	991,904
TOTAL	7,728,701	8,344,470	8,680,104	8,758,809	7,685,685	13,386,970	12,547,687	16,039,765
Treasure	170,423	85,039	14,189	25,522	107,803	280,072
TOTAL	7,899,124	8,430,109	8,694,293	13,412,492	12,655,490	16,319,837

* Temporarily discontinued

A

ABSTRACT TABLES

(28)

MADRAS

TRADE AT EACH PORT

No. 11—continued

VALUE of the TOTAL IMPORTS and EXPORTS of MERCHANDISE and TREASURE (exclusive of GOVERNMENT STORES and TREASURE), at each PORT in BRITISH INDIA, distinguishing INDIAN and FOREIGN MERCHANDISE EXPORTED, in each Official Year from 1914-15 to 1918-19—continued

PORT	IMPORTS					EXPORTS				
	1914-15	1915-16	1916-17	1917-18	1918-19	1914-15	1915-16	1916-17	1917-18	1918-19
MADRAS :—										
FORT ST. GEORGE (Chief Port)—										
Merchandise										
{ Indian	4,122,807	5,725,974	6,365,800	2,504,177	7,488,977
{ Foreign	6,717,164	6,172,584	6,981,060	6,540,793	6,254,073	53,362	71,867	68,378	68,007	52,851
Total	6,717,164	6,172,584	6,981,060	6,540,793	6,254,073	4,176,169	5,797,841	6,434,178	2,632,184	7,541,328
Treasure	125,146	17,367	10,367	.	.	9,672	28,607	68,330	.	.
TOTAL	6,842,310	6,189,951	6,991,427	.	.	4,185,841	5,826,508	6,500,508	.	.
GOPALPUR—										
Merchandise										
{ Indian	34,433	8,979	77
{ Foreign	1,625	119	938	100
TOTAL	1,625	119	938	100	..	34,433	8,979	77
CALINGAPATAM—										
Merchandise										
{ Indian	1,471
{ Foreign
TOTAL	1,471
VIZAGAPATAM—										
Merchandise										
{ Indian	75,426	41,802	47,610	16,527	34,308
{ Foreign	4,778	1,260	313	541	238
TOTAL	4,778	1,260	313	541	..	75,426	42,036	47,610	16,527	34,308
BIMLIPATAM—										
Merchandise										
{ Indian	102,735	72,518	82,033	..	26,550
{ Foreign	3,059	256	1,454	32
TOTAL	3,059	256	1,454	32	..	102,735	72,518	82,033	..	26,550
COCANADA—										
Merchandise										
{ Indian	7,157,804	828,247	519,119	276,686	106,115
{ Foreign	88,167	109,460	53,127	20,492	1,048	666	1,147	200	..	7
TOTAL	88,167	109,460	53,127	20,492	1,048	1,158,470	829,394	519,319	276,686	106,122
MASULIPATAM—										
Merchandise										
{ Indian	42,819	38,245	63,095	35,216	12,826
{ Foreign	3,247	521	404	111	260	130	1
TOTAL	3,247	521	404	111	260	42,949	38,245	63,095	35,216	12,827
CUDDALORE—										
Merchandise										
{ Indian	452,932	440,886	225,270	150,220	144,650
{ Foreign	71,190	86,536	157,410	58,994	54,958	18
TOTAL	71,190	86,536	157,410	58,994	54,958	452,950	440,886	225,270	150,220	144,650
Treasure	1
TOTAL	71,191	86,536	157,410	.	.	452,950	440,886	225,270	.	.

* Temporarily discontinued

VALUE of the TOTAL IMPORTS and EXPORTS of MERCHANDISE and TREASURE (exclusive of GOVERNMENT STORES and TREASURE), at each PORT in BRITISH INDIA, distinguishing INDIAN and FOREIGN MERCHANDISE EXPORTED, in each Official Year from 1914-15 to 1918-19—continued

PORT	IMPORTS					EXPORTS						
	1914-15	1915-16	1916-17	1917-18	1918-19	1914-15	1915-16	1916-17	1917-18	1918-19		
	£	£	£	£	£	£	£	£	£	£		
MADRAS—continued												
PORTO NOVO—												
Merchandise	{	Indian		
	{	Foreign	2,656	3,352	2,583	3,118	2,206	256,804	158,075	93,309	34,763	23,747
TOTAL			2,656	3,352	2,583	3,118	2,206	256,006	159,509	94,003	34,771	23,762
NEGAPATAM—												
Merchandise	{	Indian		
	{	Foreign	188,551	172,276	158,234	160,072	220,186	607,302	799,351	662,044	553,507	506,538
TOTAL			188,551	172,276	158,234	160,072	220,186	627,058	813,704	603,019	582,008	586,674
Treasure			491	1,483	1,554	*	*	42	1,512	14	*	*
TOTAL			189,042	173,759	159,788	*	*	627,095	815,216	603,633	*	*
MUTTUR—												
Merchandise	{	Indian	6,202	
	{	Foreign	..	34	..	24	95	
TOTAL			..	34	..	24	95	6,202	
TIRUMULAVASSAL—												
Merchandise	{	Indian		
	{	Foreign	756	636	1,099	979	546	8,063	6,249	11,508	6,026	14,576
TOTAL			756	636	1,099	979	546	8,069	6,260	11,530	6,036	14,653
ADIRAMPATNAM—												
Merchandise	{	Indian		
	{	Foreign	4,337	2,016	4,650	6,229	15,459	37,904	10,482	41,573	38,135	42,875
TOTAL			4,337	2,016	4,650	6,229	15,459	38,133	10,482	41,721	38,135	42,875
Treasure			620	*	*	12	*	*
TOTAL			4,337	2,016	5,270	*	*	38,145	10,482	41,721	*	*
KARIKAL—												
Merchandise	{	Indian		
	{	Foreign	48,322	23,930	43,971	35,543	28,889
TOTAL			48,322	23,939	43,971	35,543	28,889
VALINGANNI—												
Merchandise	{	Indian		
	{	Foreign	376	270	379	416	..	9,006	6,646	5,499	6,645	4,407
TOTAL			376	270	379	416	..	9,006	6,676	5,544	6,645	4,429

* Temporarily discontinued

ABSTRACT TABLES

MADRAS

TRADE AT EACH PORT

No. 11—continued

VALUE of the TOTAL IMPORTS and EXPORTS of MERCHANDISE and TREASURE (exclusive of GOVERNMENT STORES and TREASURE), at each PORT in BRITISH INDIA, distinguishing INDIAN and FOREIGN MERCHANDISE EXPORTED, in each Official Year from 1914-15 to 1918-19—continued

PORT	IMPORTS					EXPORTS				
	1914-15	1915-16	1916-17	1917-18	1918-19	1914-15	1915-16	1916-17	1917-18	1918-19
	£	£	£	£	£	£	£	£	£	£
MADRAS—continued										
TÓPPUTURAI— Merchandise	{ Indian	25,277	29,531	25,757	31,475	10,565
	{ Foreign	958	1,309	1,075	2,126	..	5
Total	958	1,309	1,075	2,126	2,036	25,277	29,536	25,757	31,475	10,565
Treasure	..	133	534
TOTAL	958	1,342	1,609	25,277	29,536	25,757
AMMÁPATANÁM—										
Merchandise	{ Indian	25,419	12,020	7,598	6,317	7,564
	{ Foreign	3,807	2,340	2,000	1,043	10	8	..
Total	3,807	2,340	2,000	1,043	974	25,429	12,020	7,598	6,326	7,564
Treasure	5
TOTAL	3,812	2,340	2,000	25,429	12,020	7,598
PAMBAN—										
Merchandise	{ Indian	29,752	40,744	36,188	23,355	38,956
	{ Foreign	6,949	5,378	5,318	10,975	923	1,649	1,483	586	1,117
Total	6,949	5,378	5,318	10,975	923	30,658	42,393	37,671	23,941	40,073
Treasure
TOTAL	6,949	5,378	5,318	30,658	42,393	37,671
TÓNDI—										
Merchandise	{ Indian	790	897	3,646	653	1,442
	{ Foreign	9,401	8,791	5,566	3,084	1,530	..	60
Total	9,401	8,791	5,566	3,084	1,530	790	897	3,646	653	1,442
Treasure	6
TOTAL	9,407	8,791	5,566	790	897	3,646
TUTICORIN—										
Merchandise	{ Indian	2,999,908	3,307,948	3,468,067	3,149,577	2,976,613
	{ Foreign	652,768	552,459	622,708	575,673	705,175	19,071	12,549	11,512	8,237
Total	652,768	552,459	622,708	575,673	705,175	3,018,979	3,320,497	3,479,586	3,157,814	2,984,850
Treasure	140	4	2	374,058	200,050	538,506
TOTAL	652,908	552,463	622,710	3,393,037	3,520,547	4,018,092
KULASEKHARAPATNAM—										
Merchandise	{ Indian	13,552	13,120	16,582	9,508	9,042
	{ Foreign	8,504	8,373	8,058	9,386	8,535	10	102	3	..
TOTAL	8,504	8,373	8,058	9,386	8,535	13,562	13,221	16,582	9,511	9,042
MANGALORE—										
Merchandise	{ Indian	498,464	323,550	354,420	129,982	308,051
	{ Foreign	37,909	28,386	8,112	2,848	5,026	40	116	12	11
TOTAL	37,909	28,386	8,112	2,848	5,026	498,504	323,666	354,444	129,994	308,062

* Temporarily discontinued

VALUE of the TOTAL IMPORTS and EXPORTS of MERCHANDISE and TREASURE (exclusive of GOVERNMENT STORES and TREASURE), at each PORT in BRITISH INDIA, distinguishing INDIAN and FOREIGN MERCHANDISE EXPORTED, in each Official Year from 1914-15 to 1918-19—continued

PORT	IMPORTS					EXPORTS				
	1914-15	1915-16	1916-17	1917-18	1918-19	1914-15	1915-16	1916-17	1917-18	1918-19
	£	£	£	£	£	£	£	£	£	£
MADRAS—continued										
TELLICHERRY—										
Merchandise	Indian	600,787	397,194	308,369	86,605	85,870
	Foreign	23,152	11,919	10,281	1,106	195	11
TOTAL	23,152	11,919	10,281	1,106	1,220	600,982	397,205	308,369	86,605	85,870
CANNANORE—										
Merchandise	Indian	3,813	510	440
	Foreign	8,918	1,678	2,256	673
TOTAL	8,918	1,678	2,256	673	1,269	3,813	510	440
BADAJARA—										
Merchandise	Indian	108,387	70,093	66,017
	Foreign	406	81	200
TOTAL	406	81	200	108,387	70,093	66,017
CALICUT—										
Merchandise	Indian	727,014	797,658	996,398	469,130	772,677
	Foreign	185,852	146,319	109,862	29,815	21,995	3,261	649	230	47
TOTAL	185,852	146,319	109,862	29,815	21,995	730,275	798,507	996,626	469,186	773,387
Treasure	200
TOTAL	185,852	146,319	110,062	730,275	798,507	996,626
DHANUSHKODI—										
Merchandise	Indian	398,647	1,434,204	1,746,779	2,070,030	1,491,032
	Foreign	28,242	138,028	223,842	581,377	480,992	1,864	30,592	27,137	61,523
TOTAL	28,242	138,028	223,842	581,377	480,992	400,511	1,473,798	1,773,916	2,131,553	1,618,801
Treasure	69	162	59	66,667	181	27
TOTAL	28,311	138,190	223,871	467,178	1,473,977	1,773,943
COCHIN—										
Merchandise	Indian	1,890,386	1,622,038	1,858,968	1,399,126	1,734,457
	Foreign	288,124	228,384	204,185	107,729	60,756	1,318	495	531	1,447
TOTAL	288,124	228,384	204,185	107,729	60,756	1,891,704	1,622,533	1,862,093	1,399,657	1,735,904
Treasure	5
TOTAL	288,129	228,384	204,185	1,891,704	1,622,533	1,862,093
TOTAL OF OTHER SUBORDINATE PORTS—										
Merchandise	Indian	26,048	24,033	22,396	23,636	14,138
	Foreign	7,778	5,351	5,479	7,318	6,072	25	6
TOTAL	7,778	5,351	5,479	7,318	6,072	26,073	24,034	22,402	23,636	14,138

* Temporarily discontinued

ABSTRACT TABLES

MADRAS—BURMA

TRADE AT EACH PORT.

No. 11—continued

VALUE of the TOTAL IMPORTS and EXPORTS of MERCHANDISE and TREASURE (exclusive of GOVERNMENT STORES and TREASURE), at each PORT in BRITISH INDIA, distinguishing INDIAN and FOREIGN MERCHANDISE EXPORTED, in each Official Year from 1914-15 to 1918-19—continued

PORT	IMPORTS					EXPORTS				
	1914-15	1915-16	1916-17	1917-18	1918-19	1914-15	1915-16	1916-17	1917-18	1918-19
	£	£	£	£	£	£	£	£	£	£
MADRAS—concluded										
TOTAL OF ALL SUBORDINATE PORTS—										
Merchandise	Indian	10,184,165	10,518,509	10,764,730	8,561,680	8,403,275
	Foreign	1,631,510	1,515,441	1,580,528	1,584,261	1,592,161	47,602	72,035	76,201	99,556
Total	1,631,510	1,515,441	1,580,528	1,584,261	1,592,161	10,231,767	10,566,634	10,840,931	8,661,236	8,619,024
Treasure	717	1,782	2,930	440,779	201,748	533,547
TOTAL	1,632,227	1,517,223	1,582,467	10,672,546	10,768,377	11,374,478
TOTAL OF ALL PORTS IN MADRAS—										
Merchandise	Indian	14,306,972	16,244,573	18,321,428	13,986,510	15,892,252
	Foreign	8,348,674	7,688,025	8,570,588	8,134,054	7,846,234	100,904	143,902	144,579	167,563
Total	8,348,674	7,688,025	8,570,588	8,134,054	7,846,234	14,407,876	16,388,475	18,465,995	14,153,873	16,160,952
Treasure	125,863	19,149	13,306	450,451	230,410	539,877
TOTAL	8,474,537	7,707,174	8,583,894	14,858,327	16,618,885	19,005,872
BURMA—										
RANGOON (Chief Port)—										
Merchandise	Indian	8,583,693	8,037,110	10,904,196	41,100,788	13,226,007
	Foreign	6,994,629	7,093,817	7,826,032	6,497,452	6,987,641	35,888	31,713	39,728	36,376
Total	6,994,629	7,093,817	7,826,032	6,497,452	6,987,641	8,619,581	8,068,823	11,008,924	11,197,164	13,342,508
Treasure	100,746	13,973	5,840	65,407	5,453	4,483
TOTAL	6,995,375	7,107,790	7,831,872	8,684,988	8,074,276	11,008,407
ANYAR—										
Merchandise	Indian	366,120	56,342	140,322	59,587	462,112
	Foreign	24,326	12,654	9,418	4,200	1,922	20
TOTAL	24,326	12,654	9,418	4,200	1,922	366,140	56,342	140,322	59,587	462,112
BASSEIN—										
Merchandise	Indian	1,049,698	1,207,317	847,676	1,338,162	1,480,423
	Foreign	23	170	5	255	54	10	417
TOTAL	23	170	5	255	54	1,049,708	1,207,317	848,093	1,338,162	1,480,423
MERGUT—										
Merchandise	Indian	105,716	145,293	168,646	166,321	197,699
	Foreign	18,955	16,293	18,876	19,697	23,369	47	174	401	83
Total	18,955	16,293	18,876	19,697	23,369	105,763	145,310	168,800	166,812	197,782
Treasure	47	200
TOTAL	19,002	16,493	18,876	105,763	145,310	168,800

* Temporarily discontinued

BURMA

No. 11—concluded

TRADE AT EACH PORT

VALUE of the TOTAL IMPORTS and EXPORTS of MERCHANDISE and TREASURE (exclusive of GOVERNMENT STORES and TREASURE), at each PORT in BRITISH INDIA, distinguishing INDIAN and FOREIGN MERCHANDISE EXPORTED, in each Official Year from 1914-15 to 1918-19—concluded

PORT	IMPORTS					EXPORTS				
	1914-15	1915-16	1916-17	1917-18	1918-19	1914-15	1915-16	1916-17	1917-18	1918-19
	£	£	£	£	£	£	£	£	£	£
BUHMA—continued										
MOULMEIN—										
Merchandise	Indian	574,774	212,298	832,831	45,277	531,360
	Foreign	74,438	36,424	19,844	17,221	280	61	745	2,191	1,829
TOTAL	74,438	36,424	19,844	17,221	18,622	575,054	212,359	833,576	45,277	533,189
TAVOY—										
Merchandise	Indian	116,954	269,318	515,031	578,965	606,917
	Foreign	18,014	18,081	25,060	22,166	80	5	4	14	27
TOTAL	18,014	18,081	25,060	22,166	29,079	116,984	269,318	515,035	578,979	606,944
TOTAL OF OTHER SUBORDINATE PORTS—										
Merchandise	Indian	8,814	10,538	15,042	20,101	18,725
	Foreign	6,089	4,957	5,064	5,780	73	30	68	243	3
Total	6,089	4,957	5,064	5,780	4,847	8,887	10,568	15,115	20,347	18,728
Treasure	2	59	9
TOTAL	6,091	5,016	5,073	8,887	10,568	15,115
TOTAL OF ALL SUBORDINATE PORTS—										
Merchandise	Indian	2,222,076	1,901,096	2,019,615	2,013,410	3,306,236
	Foreign	136,845	83,579	78,267	69,319	72,393	460	1,389	2,939	1,942
Total	136,845	83,579	78,267	69,319	72,393	2,222,536	1,901,209	2,020,998	2,016,355	3,308,178
Treasure	49	259	9
TOTAL	136,894	83,838	78,276	2,222,536	1,901,209	2,020,998
TOTAL OF ALL PORTS IN BURMA—										
Merchandise	Indian	10,805,769	9,988,200	12,989,811	13,774,204	16,532,339
	Foreign	7,031,474	7,177,396	7,904,299	6,566,771	7,060,034	36,848	31,826	41,111	118,443
Total	7,031,474	7,177,396	7,904,299	6,566,771	7,060,034	10,842,117	9,970,032	13,024,022	13,813,519	16,650,782
Treasure	100,798	14,282	5,349	65,407	5,453	4,483
TOTAL	7,132,272	7,191,678	7,909,648	10,907,524	9,975,485	13,028,505

* Temporarily discontinued

TRADE AT CHIEF PORT
CALCUTTA

(34)

No. 12

PRINCIPAL IMPORTS into, and EXPORTS from, the CHIEF PORTS of each of the PROVINCES of BRITISH INDIA,
in each Official Year from 1914-15 to 1918-19

IMPORTS

PRINCIPAL AND OTHER ARTICLES	QUANTITY					VALUE				
	1914-15	1915-16	1916-17	1917-18	1918-19	1914-15	1915-16	1916-17	1917-18	1918-19
BENGAL—										
CALCUTTA—										
Animals, living—										
Horses no.	2,997	2,131	5,091	103	101	62,473	73,853	108,287	11,242	31,342
Other kinds "	647	230	438	118	81	7,953	665	1,465	607	725
Total Animals, living "	3,644	2,361	5,529	221	182	70,426	79,518	109,752	11,849	32,067
Apparel (excluding hosiery and boots and shoes)—										
Apparel (including drapery, uniforms, and accoutrements) value										
Gold and silver thread "	—	—	—	—	—	3,477	1,519	2,842	870	5,938
Hats, caps, bonnets, and hatter's ware "	—	—	—	—	—	3,656	14,130	24,549	29,614	6,759
Lametta lbs	34,249	35,961	20,548	3,927	—	14,617	3,637	3,207	1,058	25,605
Second-hand clothing value "	—	—	—	—	—	10,718	12,216	7,602	14,424	9,997
Water-proofed clothing "	—	—	—	—	—	940	1,217	977	1,304	1,056
Total value of Apparel "	—	—	—	—	—	105,159	95,992	117,446	102,096	128,955
Arms, ammunition, and military stores—										
Cartridge cases—										
Filled no.	2,745,475	3,323,880	3,688,251	1,067,074	3,454,226	7,074	8,400	12,406	6,876	18,990
Empty "	2,156,039	2,039,906	2,421,634	1,245,200	953,106	3,343	3,035	4,258	2,969	2,396
Explosives—										
Blasting fuse cwts	196	99	156	25	—	879	566	1,050	147	—
Blasting gelatine "	357	111	—	—	446	2,550	796	—	—	2,536
Dynamite "	299	695	1,870	536	2,097	7,742	3,714	9,884	3,776	11,591
Gelatine dynamite "	—	182	91	268	857	—	1,052	590	2,164	2,004
Others "	—	556	1,381	376	904	5,761	3,584	10,172	3,931	7,072
Fire-arms, and parts thereof value	—	—	—	—	—	23,503	25,094	27,653	16,144	15,834
Gunpowder—										
Common lbs	47,250	46,537	49,175	55,375	101,950	2,301	2,902	3,180	4,193	5,450
Sporting "	31,450	20,075	27,050	47,975	14,950	3,142	2,719	3,274	2,272	2,229
Other sorts value	—	—	—	—	—	5,250	8,408	6,880	5,842	16,894
Total value of Arms, etc. "	—	—	—	—	—	62,145	60,310	79,246	51,364	84,861
Art, works of (other than pictures) value										
—	—	—	—	—	—	5,547	3,097	1,770	514	951
Belting for machinery—										
Of leather "	—	—	—	—	—	19,782	43,319	30,817	37,617	38,307
„ other materials "	—	—	—	—	—	36,472	55,968	53,631	102,175	138,649
Total value of Belting, etc. "	—	—	—	—	—	56,254	99,287	84,448	139,792	176,956
Bobbins (a) "										
—	—	—	—	—	—	—	—	—	—	56,081
Books, printed, and printed matter (not being stationery), including maps and charts cwts										
—	3,044	7,314	9,489	7,738	6,774	107,223	104,043	104,327	114,109	118,323
Boots and Shoes—										
Of leather pairs	687,252	252,303	240,017	107,865	70,924	127,943	61,716	37,414	42,861	92,837
„ other materials "	144,092	92,613	185,253	68,855	40,411	10,669	6,856	10,111	5,808	6,752
Total Boots, etc. "	831,344	344,916	425,270	176,720	111,335	138,612	68,572	47,525	48,669	99,589
Brushes and Brooms -dozs										
—	31,268	35,847	51,675	56,000	36,919	9,936	10,172	13,303	16,061	14,187

(a) Separately recorded from 1918-19

No. 12—continued
IMPORTS—continued

PRINCIPAL AND OTHER ARTICLES	QUANTITY					VALUE				
	1914-15	1915-16	1916-17	1917-18	1918-19	1914-15	1915-16	1916-17	1917-18	1918-19
BENGAL—contd						£	£	£	£	£
CALCUTTA—contd										
Building and Engineering materials (other than of iron, steel, or wood)—										
Asphalt cwts	46,040	72,440	67,150	54,351	47,238	9,025	18,053	18,152	17,782	34,000
Bricks (a) no.	1,584,505	2,388,810	1,332,903	3,026,306	—	20,711	52,018	23,145	63,461	—
Bricks other than Fire bricks "	—	—	—	—	46,604	—	—	—	—	1,095
Cement cwts	1,217,590	1,098,902	694,221	790,811	341,240	172,024	179,188	156,040	232,381	158,974
Chalk and lime (excluding French chalk) "	—	—	52,033	54,051	21,186	—	—	8,933	10,467	2,582
Clay "	21,251	24,596	12,914	7,715	10,352	3,134	4,418	2,427	1,767	3,086
Fire bricks no.	—	—	—	—	3,144,698	—	—	—	—	85,662
Tile "	599,607	1,108,261	665,729	877,855	741,402	3,248	7,171	6,070	7,060	9,176
Other kinds cwts	61,618	54,501	23,216	21,784	13,912	26,374	23,312	18,820	23,081	21,405
Total Building, etc. {	1,846,512	1,250,448	840,539	920,325	453,928	234,516	284,155	233,599	355,049	316,376
no.	2,184,202	4,037,071	1,998,632	3,904,161	3,982,694					
Buttons of all sorts value	—	—	—	—	—	—	54,888	70,984	40,767	26,215
Candles of all kinds lbs	198,716	133,399	88,288	63,856	11,590	4,332	3,535	3,080	2,203	684
Canes and Rattans cwts	19,689	18,551	18,264	18,430	16,598	11,880	10,263	9,641	9,046	8,955
Carrriages and carts (excluding railway carrriages), and parts thereof—										
Carrriages and carts no.	2,936	1,284	1,936	908	991	15,641	3,040	5,835	4,017	4,494
Parts of carrriages and carts value	—	—	—	—	—	22,426	18,487	13,980	6,285	8,607
Total value of Carrriages, etc.	—	—	—	—	—	38,067	21,527	19,724	10,302	13,161
Chemicals and chemical preparations (excluding chemical manures and medicines)—										
Acids—										
Sulphuric cwts	529	530	213	88	19	697	885	655	228	82
Other sorts "	1,344	1,252	765	651	2,380	2,715	3,603	4,376	3,035	24,065
Aluminous Sulphates (including alum) (a) "	65,650	63,186	88,512	45,814	—	15,136	21,884	40,714	26,244	—
Alum "	—	—	—	—	1,758	—	—	—	—	1,572
Aluminous sulphates "	—	—	—	—	52,159	—	—	—	—	27,532
Ammonia and salts thereof "	2,691	4,667	4,854	2,831	1,640	5,533	12,719	8,258	11,517	8,090
Arsenic and its oxides "	—	—	1,241	274	590	—	—	3,771	937	2,687
Bleaching materials "	58,416	54,786	80,251	69,099	74,930	24,077	26,646	71,343	88,240	103,667
Carbide of Calcium "	12,951	17,759	11,778	10,676	32,666	9,191	14,100	15,348	20,504	119,086
Copperas "	—	—	15,583	1,393	59	—	—	5,323	662	130
Disinfectants "	9,306	10,621	9,550	13,929	10,765	9,317	14,356	16,016	30,327	27,127
Potassium compounds "	—	931	5	72	888	—	5,583	96	1,110	16,848
Soda compounds—										
Bicarbonate of soda (sodium bicarbonate) "	25,223	37,732	30,574	36,878	59,330	8,479	13,289	12,951	19,326	41,435
Borax (including Boracic acid) "	1,723	2,608	1,609	993	682	1,756	3,513	3,221	2,286	2,201
Caustic Soda (Sodium Hydroxide) "	60,373	44,134	23,476	64,485	32,253	35,936	32,150	37,739	113,154	70,023
Sodium carbonate (Soda ash and soda crystals) "	334,225	437,033	228,683	502,216	311,226	85,093	122,798	80,673	191,642	144,682
Other sorts "	9,938	7,720	32,608	32,874	95,710	3,551	3,033	10,336	13,036	39,813
Sulphur "	71,739	91,381	123,255	91,006	62,692	27,515	36,811	63,405	54,614	47,886
Other sorts of chemicals value	—	—	—	—	—	48,079	59,316	76,021	82,625	49,393
Total Chemicals, etc. "	—	—	—	—	—	277,375	373,582	451,336	655,587	729,019

(a) Figures from 1918-19 shown under new heading following

TRADE AT CHIEF PORT
CALCUTTA

(36)

No. 12—continued
IMPORTS—continued

PRINCIPAL AND OTHER ARTICLES	QUANTITY					VALUE				
	1914-15	1915-16	1916-17	1917-18	1918-19	1914-15	1915-16	1916-17	1917-18	1918-19
BENGAL—contd										
CALCUTTA—contd										
China clay* cwts	—	—	118,401	99,480	71,127	—	—	27,589	26,766	28,571
Chinese and Japanese ware (including lacquered ware, but excluding earthenware and porcelain)* value	—	—	—	—	—	1,920	2,087	2,675	2,787	2,151
Clocks and Watches and parts thereof—										
Clocks and time-pieces no.	30,948	48,159	57,511	26,010	33,999	10,855	11,879	15,013	8,167	10,424
Watches "	128,016	105,928	103,212	46,506	29,217	18,401	38,041	10,408	7,165	6,093
Parts of clocks and watches value	—	—	—	—	—	492	665	1,016	1,188	244
Total value of Clocks and Watches, etc.	—	—	—	—	—	29,748	50,685	35,627	16,520	16,761
Coral lbs	18,930	16,054	12,778	17,164	8,559	1,549	1,994	1,295	2,719	2,641
Cordage and Rope of vegetable fibre, (excluding jute and cotton) cwts	3,673	6,976	6,588	4,400	4,759	12,081	18,298	22,604	24,930	22,900
Cork manufactures "	—	652	712	392	527	—	5,560	5,880	3,090	7,085
Cutlery value	—	—	—	—	—	29,199	29,312	32,998	32,704	32,933
Cycles (other than motor cycles) and parts thereof and accessories—										
Cycles, imported entire or in sections no.	11,302	9,111	7,078	5,169	4,275	38,918	43,582	29,445	30,802	30,401
Parts of cycles and accessories value	—	—	—	—	—	19,617	20,078	25,480	42,149	34,582
Total value of Cycles, etc.	—	—	—	—	—	58,535	63,660	54,925	72,951	64,983
Drugs and Medicines (excluding chemicals and narcotics)—										
Camphor lbs	525,933	570,281	610,123	427,861	349,838	29,424	28,000	34,829	36,087	27,950
Cassia lignea cwts	14,327	18,085	7,486	10,843	9,276	30,789	22,037	10,758	17,690	19,095
Proprietary and patent medicines value	—	—	—	—	—	41,556	39,153	33,509	32,786	25,470
Quinine and alkaloids thereof (including Cinchona and Peruvian bark)† lbs	61,004	—	—	—	—	62,833	—	—	—	—
Quinine salts—										
Quinine sulphate or bisulphate "	—	42,710	23,549	19,405	26,704	—	52,618	50,835	38,404	52,673
Quinine hydrochloride or dihydrochloride "	—	3,040	3,740	2,181	8,439	—	5,538	10,786	5,578	9,550
Others "	—	13,308	8,934	9,021	8,277	—	16,155	23,500	17,182	19,980
Total Quinine "	61,004	59,056	30,223	30,607	43,420	62,833	74,311	85,161	61,164	78,103
Other sorts of drugs and medicines value	—	—	—	—	—	107,992	135,118	171,765	129,879	159,810
Total value of Drugs, etc.	—	—	—	—	—	282,594	298,619	336,021	277,556	305,429
Dyeing and Tanning substances—										
Cutch and gambier. cwts	29,801	34,154	31,147	27,942	30,961	40,182	45,081	67,556	74,153	86,058
Dyes obtained from coal tar—										
Alizarine lbs	74,016	4,480	890	2,919	—	1,887	1,195	318	1,693	—
Aniline "	586,005	59,221	42,629	43,227	45,290	31,865	3,665	18,837	21,475	21,921
Other sorts (including lac-dye) cwts	200	5,839	11,713	45,735	658	636	5,150	10,178	29,051	5,238
Total Dyeing, etc. lbs & cwts	660,021	63,701	43,525	46,146	45,298	74,522	60,091	94,889	126,372	113,207
Earthenware and Porcelain (excluding pipes of earthenware) value	—	—	—	—	—	91,997	87,713	78,656	48,331	66,622
Electroplated ware "	—	—	—	—	—	14,785	11,757	9,738	7,813	11,097
Fireworks "	—	—	—	—	—	7,304	4,519	2,896	2,557	3,289
Fodder, bran, and pollards (excluding oil-cake) cwts	24,544	12,349	40,842	38,946	33,108	4,775	3,103	5,126	5,021	11,144

* Figures prior to 1916-17 are included with earthenware and porcelain
† Figures from 1915-18 shown under the sub-heads immediately following

No. 12—continued
IMPORTS—continued

PRINCIPAL AND OTHER ARTICLES	QUANTITY					VALUE				
	1914-15	1915-16	1916-17	1917-18	1918-19	1914-15	1915-16	1916-17	1917-18	1918-19
BENGAL—contd						£	£	£	£	£
CALCUTTA—contd										
Fruits and Vegetables—										
Fresh Fruits and Vegetables—										
Fresh fruits—										
Coconuts . . . no.	4,886,307	3,769,582	3,930,376	3,955,386	2,601,383	10,328	6,862	7,763	7,405	3,524
Other sorts . . . value	—	—	—	—	—	327	74	400	205	399
Total value of Fresh Fruits	—	—	—	—	—	10,655	6,937	8,253	7,610	3,923
Fresh Vegetables of all kinds	—	—	—	—	—	14	1	64	25	41
Fruits and vegetables: dried, salted, or preserved, not being canned or bottled—										
Dates . . . cwts	3,861	1,908	3	618	629	1,976	888	3	298	351
Other sorts . . . "	810	352	402	408	859	2,013	1,457	1,807	1,132	2,310
Total Fruits and Vegetables, dried, etc.	4,671	2,258	405	1,026	1,488	3,989	2,340	1,900	1,400	2,661
Total value of Fruits and Vegetables	—	—	—	—	—	14,658	9,278	10,217	9,035	6,625
Furniture and Cabinetware—										
Bedsteads . . . value	—	—	—	—	—	4,085	4,806	5,253	4,543	6,706
Furniture of wood (other than bedsteads) . . . "	—	—	—	—	—	3,784	3,235	3,506	2,551	739
Furniture of other materials (other than bedsteads) . . . "	—	—	—	—	—	15,915	26,721	15,987	8,201	8,722
Mouldings . . . "	—	—	—	—	—	4,034	2,858	4,410	2,260	4,600
Total value of Furniture, etc.	—	—	—	—	—	28,676	31,710	29,165	17,645	20,775
Glass and Glassware—										
Bangles . . . value	—	—	—	—	—	38,544	66,508	124,912	83,485	68,545
Beads and false pearls . . . cwts	14,329	6,987	6,789	8,306	4,944	58,440	31,011	60,560	70,523	47,234
Bottles and phials—										
Soda water bottles gross	5,438	3,767	3,029	1,221	1,105	7,317	5,910	6,000	2,896	3,665
Others . . . "	169,744	119,723	111,642	134,003	108,680	46,236	36,636	57,530	65,470	59,940
Funnels, globes, and glass parts of lamps . . . value	—	—	—	—	—	21,635	47,402	28,077	48,396	22,034
Sheet and plate suppl. . . feet	4,668,651	3,226,025	3,089,905	2,965,906	2,066,839	34,150	42,906	58,627	52,109	40,886
Tableware (including decanters, tumblers, etc.) . . . value	—	—	—	—	—	11,690	16,095	16,362	10,613	11,791
Other glassware . . . "	—	—	—	—	—	26,627	26,675	33,804	32,224	30,895
Total value of Glass, etc.	—	—	—	—	—	242,841	278,454	381,781	374,710	284,939
Grain, Pulse, and Flour—										
Oats . . . cwts	1,089	16	316	10
Pulse . . . "	6,182	39,919	4,260	690	700	2,847	18,118	1,807	333	666
Rice in the husk (paddy) . . . "	..	7,612	2,921
Rice, not in the husk . . . "	121,118	538,324	71,433	3,771	1,159	44,037	253,634	38,581	1,704	494
Wheat . . . "	79	38	53	35,600	124	23	6	13	27,663	58
" flour in bags . . . "	1,607	1,371	190	99	1,183	960	733	101	44	669
Other sorts . . . "	223,576	34,133	448	83	137	51,728	9,674	191	32	32
Total Grain, etc.	353,645	621,392	76,379	40,212	3,408	99,911	285,086	35,783	29,776	1,928

TRADE AT CHIEF PORT
CALCUTTA

(38)

No. 12—continued
IMPORTS—continued

PRINCIPAL AND OTHER ARTICLES	QUANTITY					VALUE				
	1914-15	1915-16	1916-17	1917-18	1918-19	1914-15	1915-16	1916-17	1917-18	1918-19
BENGAL—contd										
CALCUTTA—contd										
Gums and Resins—										
Benjamin . . . cwt	448	438	647	417	743	2,316	2,278	3,533	2,197	3,944
Rosin . . . "	14,835	16,130	9,410	22,802	8,979	0,744	11,461	12,027	33,088	6,453
Other sorts . . . "	1,640	2,056	1,023	3,141	1,199	2,170	2,888	3,328	4,766	2,973
Total Gums, etc. . . "	16,923	18,624	11,080	25,860	5,921	14,230	16,627	18,890	40,056	13,370
Hair, and manufactures of hair—										
Hair of all kinds . . . cwt	214	173	102	26	149	1,781	1,100	958	248	2,725
Manufactures of hair (other than toilet requisites) . . . value	—	—	—	—	—	6,770	7,701	14,485	9,852	8,020
Total value of Hair, etc. . .	—	—	—	—	—	8,550	8,801	15,443	10,100	10,745
Hardware (excluding cutlery and electroplated ware)—										
Agricultural implements . . . value	—	—	—	—	—	58,743	43,689	63,262	68,410	108,917
Buckets of tinned or galvanized iron . . . "	—	—	—	—	—	15,702	3,407	2,129	1,277	528
Builders' hardware, such as locks, hinges, doors, bolts, etc. . . "	—	—	—	—	—	34,576	32,708	51,458	39,083	44,946
Domestic hardware, other than enamelled ironware . . . "	—	—	—	—	—	18,357	23,771	26,075	16,414	14,812
Enamelled ironware . . . "	—	—	—	—	—	18,926	27,198	36,134	39,826	26,374
Implements and tools, other than agricultural implements and machine tools . . . "	—	—	—	—	—	74,664	65,654	75,015	119,668	178,644
Lamps, metal . . . no.	657,638	616,794	1,010,811	664,812	402,834	56,277	82,018	110,371	93,234	66,764
" glass . . . "	32,842	86,931	44,913	1,524	11,184	630	983	1,241	24	412
Parts of lamps, other than glass . . . value	—	—	—	—	—	17,922	17,277	12,306	17,650	15,089
Safes and strong boxes of metal . . . no.	1,325	710	489	149	346	5,614	4,740	2,433	1,254	2,712
Other sorts . . . value	—	—	—	—	—	344,176	322,454	405,176	348,370	467,282
Total value of Hardware, etc. . .	—	—	—	—	—	645,566	628,899	765,509	740,225	916,480
Hides and skins, raw—										
Hides, raw . . . { cwt	..	4,611	1,584	4,016	70	..	23,108	7,277	18,735	867
" . . . { no.	..	43,674	16,930	28,106	198
Skins, raw . . . { cwt	..	8	106	41	250
" . . . { no.	..	305	2,978
Total hides and skins, raw . . . cwt	..	4,614	1,690	4,016	70	..	23,149	7,526	18,735	867
Hops . . . "										
..	1,641	11,947
Instruments, Apparatus, and Appliances, and parts thereof—										
Electrical, other than telegraphic and telephone, not being machinery—										
Electric fans and parts thereof . . . value	—	—	—	—	—	32,030	37,895	55,293	73,340	76,123
Electric lamps and parts thereof . . . "	—	—	—	—	—	14,762	25,270	36,777	61,603	91,446
Electric wires and cables . . . "	—	—	—	—	—	81,112	81,504	104,117	62,341	108,027
Other sorts . . . "	—	—	—	—	—	129,635	127,751	178,253	120,369	181,123
Total value of Electrical Instruments, etc. . .	—	—	—	—	—	257,548	272,420	374,440	307,652	451,718
Musical—										
Organs and harmoniums, complete . . . no.	96	105	136	188	57	742	741	846	1,074	504
Pianos and piano players, complete . . . "	146	181	192	119	48	4,660	6,911	7,635	6,334	2,852

No. 12—continued
IMPORTS—continued

PRINCIPAL AND OTHER ARTICLES	QUANTITY					VALUE				
	1914-15	1915-16	1916-17	1917-18	1918-19	1914-15	1915-16	1916-17	1917-18	1918-19
BENGAL—contd						£	£	£	£	£
CALCUTTA—contd										
Instruments, Apparatus, and Appliances, and parts thereof—contd										
Musical—contd										
Talking machines and accessories value	—	—	—	—	—	16,246	20,381	—	—	—
Talking machines* no.	—	—	876	1,511	1,092	—	—	5,588	7,205	5,160
Records* " "	—	—	6,801	6,368	70,522	—	—	1,438	1,517	9,608
Accessories* value	—	—	—	—	—	—	—	13,439	11,218	26,300
Other sorts, including parts of musical instruments " "	—	—	—	—	—	12,425	10,300	12,384	10,113	8,493
Total value of Musical Instruments, etc.	—	—	—	—	—	34,073	38,423	41,275	38,461	53,203
Optical value	—	—	—	—	—	5,085	6,111	7,812	17,517	14,005
Photographic " "	—	—	—	—	—	14,303	13,073	16,073	21,976	21,244
Scientific, and philosophical " "	—	—	—	—	—	26,747	16,524	22,167	32,922	29,837
Surgical " "	—	—	—	—	—	24,649	23,700	20,284	23,545	20,236
Other kinds " "	—	—	—	—	—	—	489	4,541	221	1,207
Total value of Instruments, etc.	—	—	—	—	—	363,805	370,740	495,592	440,294	600,460
Jewellery (not being imitation jewellery), excluding Precious stones and pearls unset, also plate of gold and silver—										
Jewellery value	—	—	—	—	—	26,237	12,474	10,513	6,493	9,170
Plate of gold and silver " "	—	—	—	—	—	91	—	2	—	287
Total value of Jewellery	—	—	—	—	—	16,328	12,474	10,515	6,493	9,437
Lac—										
Stick and seed cwt	—	2	18,833	6,904	391	—	7	42,507	17,159	1,881
Other kinds (excluding lac dye) "	3	1,096	166	—	—	10	1,801	285	—	—
Total Lac "	3	1,098	18,999	6,904	391	10	1,808	42,772	17,159	1,381
Leather—										
Hides, tanned or dressed } no.	411	284	87	102	11	2,312	4,306	1,046	2,174	290
Skina " " } cwt	175	216	167	172	81					
Unwrought " " } no.	30,809	40,971	44,457	38,447	23,657	6,482	7,482	7,919	10,880	6,677
Manufactures (excluding boots and shoes and belting for machinery)—										
Bags and trunks value	—	—	—	—	—	5,190	4,841	3,027	1,050	674
Saddlery and harness " "	—	—	—	—	—	6,284	3,268	5,959	4,230	4,712
Other sorts " "	—	—	—	—	—	26,346	38,435	48,355	30,557	27,292
Total value of Leather	—	—	—	—	—	65,226	91,211	98,037	71,407	66,160
Liquors (including methylated and perfumed spirit)—										
Ale, beer, and porter gals.	820,503	636,025	—	—	—	83,634	71,232	—	—	—
Ale, beer in bottle* " "	—	—	303,403	441,026	585,153	—	—	59,052	79,723	143,003
Ale, beer in bulk* " "	—	—	110,296	24,552	13,728	—	—	6,545	2,425	2,040
Stout and porter in bottle* " "	—	—	29,632	39,481	37,691	—	—	6,837	11,250	15,658
Stout and porter in bulk* " "	—	—	744	442	—	—	—	41	153	—
Cider and other fermented liquors "	2,662	4,044	5,064	1,780	1,292	664	913	1,407	665	6017

* Separate figures not available prior to 1916-17

TRADE AT CHIEF PORT
CALCUTTA

(40)

No. 12—continued
IMPORTS—continued

PRINCIPAL AND OTHER ARTICLES	QUANTITY					VALUE					
	1914-15	1915-16	1916-17	1917-18	1918-19	1914-15	1915-16	1916-17	1917-18	1918-19	
						£	£	£	£	£	
BENGAL—contd											
Calcutta—contd											
Liquors—contd											
Spirits—											
Brandy	L proof gals.	59,715	57,068	59,730	41,973	68,296	45,731	44,823	63,402	51,753	110,878
	Liquid ..	74,639	70,375	71,200	53,072	77,115					
Gin	L proof ..	10,760	11,918	16,340	7,400	12,911	7,002	6,187	8,882	6,730	22,016
	Liquid ..	13,247	13,623	13,249	8,222	14,407					
Liqueurs	Liquid ..	4,316	5,312	4,954	4,919	6,153	7,012	8,292	8,134	9,567	14,568
Rum	L proof ..	5,693	3,693	62,550	72,529	239,303	1,357	896	4,571	5,717	24,051
	Liquid ..	4,293	2,411	38,138	44,068	176,871					
Whisky	L proof ..	170,648	197,660	202,922	163,445	157,604	90,578	109,555	148,244	190,060	259,310
	Liquid ..	195,761	223,164	227,689	199,602	189,524					
Spirits, present in drugs, medicines, or chemicals	L proof ..	34,120	32,323	31,066	26,157	23,213	53,365	62,932	67,416	67,867	85,941
	Liquid ..	50,853	53,330	50,422	48,950	47,840					
Spirits, perfumed	" "	3,565	4,740	6,550	2,846	4,620	14,586	14,151	22,755	14,633	28,037
" methylated	" "	233,079	188,544	152,880	156,782	171,120	15,963	13,063	14,532	16,234	20,403
Other sorts	" "	31,882	30,871	4,991	1,780	2,465	7,299	6,245	6,868	6,342	7,213
Total Spirits	" "	641,435	587,270	575,073	515,521	690,115	242,898	265,643	344,793	367,962	572,442
Wines—											
Champagne and other sparkling wines	" "	5,686	7,126	6,250	4,654	5,010	12,010	16,029	15,601	12,334	12,746
Port	" "	17,331	19,421	24,192	18,716	13,565	11,844	13,067	16,286	13,072	11,242
Still red wines, other than Port	" "	14,725	13,205	16,031	9,434	9,243	6,106	6,200	7,599	5,421	7,938
Sherry, Madeira, and Marsala	" "	7,553	6,391	7,956	4,403	9,991	4,286	4,031	4,484	2,805	6,398
Still white wines, other than Sherry, Madeira, and Marsala	" "	1,904	846	860	658	1,110	1,148	518	519	279	1,151
Other sorts, including Vermouth and Ginger wine	" "	30,391	35,397	30,457	20,467	35,613	11,672	13,521	14,366	10,202	22,698
Total Wines	" "	77,590	82,386	85,796	58,357	74,532	47,061	53,456	57,915	44,112	62,213
Total Liquors	" "	1,612,190	1,310,325	1,170,068	1,081,109	1,402,411	374,252	391,244	476,686	506,290	795,957
Machinery and millwork—											
Prime-movers (other than electrical)—											
Locomotives (excluding those for railways)	.. value	—	—	—	—	—	51,877	22,329	25,523	12,886	5,460
Others	" "	—	—	—	—	—	108,717	89,231	90,240	72,726	80,823
Electrical machinery of all kinds, not including instruments, apparatus, appliances, and parts thereof—											
Generators	" "	—	—	—	—	—	4,305	11,611	9,714	1,628	13,524
Motors	" "	—	—	—	—	—	43,517	30,085	32,025	30,241	50,793
Other kinds	" "	—	—	—	—	—	86,794	67,883	88,120	84,046	68,862

No. 12—continued
IMPORTS—continued

PRINCIPAL AND OTHER ARTICLES	QUANTITY					VALUE				
	1914-15	1915-16	1916-17	1917-18	1918-19	1914-15	1915-16	1916-17	1917-18	1918-19
						£	£	£	£	£
BENGAL—contd										
CALCUTTA—contd .										
Machinery and Millwork—contd										
Machinery, not being prime-movers or electrical machinery—										
Agricultural machinery value	—	—	—	—	—	2,076	4,418	778	275	200
Bolters "	—	—	—	—	—	105,729	64,517	68,035	45,698	124,465
Metal working machinery (including machine tools) "	—	—	—	—	—	501	596	87	3	..
Mining machinery—										
Coal "	—	—	—	—	—	5,563	6,152	6,891	6,022	8,647
Other sorts "	—	—	—	—	—	5,262	1,462	2,750	2,594	2,594
Oil-crushing and refining machinery "	—	—	—	—	—	3,254	4,812	4,938	8,169	20,719
Paper mill machinery "	—	—	—	—	—	14,361	16,549	31,288	32,074	37,553
Refrigerating machinery "	—	—	—	—	—	4,594	2,732	1,898	3,554	7,845
Rice and flour mill machinery "	—	—	—	—	—	11,083	9,900	8,182	4,416	10,474
Saw mill and wood working machinery "	—	—	—	—	—	8,902	5,003	2,913	2,481	..
Sewing and knitting machines and parts thereof—										
Sewing and knitting machines no.	11,900	9,503	20,169	7,899	8,839	55,297	47,276	98,384	39,787	26,100
Parts of sewing and knitting machines and accessories value	—	—	—	—	—	709	4,792	9,130	5,741	4,219
Sugar machinery "	—	—	—	—	—	81,251	11,843	12,609	6,158	6,050
Tea machinery "	—	—	—	—	—	98,658	81,215	132,617	78,089	88,766
Textile machinery—										
Cotton "	—	—	—	—	—	36,449	49,366	48,807	20,915	53,808
Jute "	—	—	—	—	—	582,853	623,056	717,294	461,209	377,404
Other sorts "	—	—	—	—	—	9,309	4,304	4,882	6,869	13,657
Typewriters no.	2,583	2,026	2,698	3,560	8,452	29,509	22,919	32,794	44,710	41,630
Parts of typewriters and accessories value	—	—	—	—	—	3,423	3,126	5,553	6,593	9,601
Other sorts of machinery (excluding printing machinery) "	—	—	—	—	—	252,858	160,954	200,662	323,585	388,486
Total value of Machinery and millwork	—	—	—	—	—	1,552,000	1,348,131	1,642,424	1,303,959	1,436,682
Manures—										
Artificial and mineral manures tons	1,886	3,852	3,840	1,094	1	16,039	33,917	36,792	30,284	21
Other kinds (excluding oil-cake) "	337	471	5	16	..	810	2,798	93	229	..
Total Manures "	2,023	4,323	3,845	1,110	1	16,849	36,715	36,885	30,513	21
Matches—										
Safety Gross of boxes	3,730,521	4,237,924	2,738,596	4,235,113	2,931,333	170,227	209,223	215,029	363,735	202,980
Other sorts "	583,554	735,825	232,449	328,860	253,775	29,935	43,363	21,550	43,738	31,888
Total Matches "	4,314,075	4,973,749	2,971,045	4,563,983	3,185,113	200,162	252,586	236,579	407,473	324,878
Mats and matting (except coir and rubber) sq. yds.	861,590	217,944	220,530	84,447	51,635	8,808	2,860	3,043	2,375	2,103

TRADE AT CHIEF PORT
CALCUTTA

(42)

No. 12—continued

IMPORTS—continued

PRINCIPAL AND OTHER ARTICLES	QUANTITY					VALUE				
	1914-15	1915-16	1916-17	1917-18	1918-19	1914-15	1915-16	1916-17	1917-18	1918-19
BENGAL—contd						£	£	£	£	£
CALCUTTA—contd										
Metals and Ores—										
Aluminium—										
Unwrought . . . cwt	8,922	94,995
Wrought . . . "	698	13,984
Total Aluminium	9,620	108,979
Brass, Bronze and similar alloys—										
Unwrought . . . "	463	395	11,638	15,112	19,207	2,767	2,222	33,758	46,216	67,064
Wrought—										
Mixed or yellow metal, for sheathing . . . "	74,851	7,154	4,491	237	..	269,621	30,564	34,689	2,204	..
Other sorts . . . "	7,838	19,733	24,881	11,550	8,791	33,958	55,890	91,924	76,474	72,414
Total Brass . . . "	83,152	24,222	40,960	26,899	28,058	206,341	86,676	160,371	126,894	140,078
Copper—										
Old, for remanufacture . . . "	503	1,302	77	162	44	1,556	3,026	248	583	163
Unwrought—										
Tiles, ingots, cakes, bricks, and slabs . . . "	51,344	11,963	990	14,664	18,911	192,570	51,627	6,467	90,859	118,951
Other sorts . . . "	29	97	19	309	21	117	604	137	2,081	153
Wrought—										
Braziers and sheets . . . "	13,573	5,485	161	1,416	948	58,496	24,754	1,355	9,290	9,387
Wire, <i>excluding</i> wire of telegraph and telephone . . . "	1,503	4,367	4,762	2,762	5,605	6,286	23,486	29,714	24,635	40,515
Other manufactures . . . "	18,838	4,620	3,501	4,928	3,528	69,188	26,050	30,061	149,034	37,966
Total Copper . . . "	85,845	27,834	9,600	24,341	29,055	328,213	129,547	67,972	175,892	207,156
German silver . . . "	6,788	1,531	171	148	26	36,155	8,177	1,080	1,110	155
Iron—										
Ore . . . tons	13	188
Pig . . . "	2,913	2,995	809	101	2	11,948	18,150	7,280	773	89
Manufactures—										
Angle, bolt, and rod . . . "	249	856	2,073	1,561	507	1,908	9,975	48,279	41,461	21,717
Bars and channel . . . "	4,483	5,048	9,832	5,613	3,406	48,405	66,411	198,252	127,879	121,946
Rice-bowls . . . "	3,934	2,656	1,140	315	215	40,808	32,939	20,871	6,616	4,748
Total Iron . . . "	10,629	11,545	13,867	7,590	4,130	103,064	127,475	269,870	176,749	148,500
Iron or Steel—										
Anchors and cables . . . "	785	404	440	213	189	14,248	10,444	13,238	9,154	8,001
Beams, pillars, girders, and bridge-work . . . "	21,434	11,054	1,505	671	778	147,423	110,605	16,698	11,459	23,282
Bolts and nuts . . . "	2,115	2,508	1,378	672	1,486	43,996	72,909	50,594	31,255	106,999
Hoops and strips . . . "	7,806	11,677	12,445	5,906	12,063	71,581	147,621	233,060	180,953	463,715
Nails, rivets, and washers . . . "	4,655	6,005	6,590	3,722	5,558	63,419	113,233	187,173	151,334	269,922
Old for remanufactures . . . "	182	1,420
Pipes and fittings, cast . . . "	3,580	4,311	1,741	1,161	1,632	42,545	59,136	35,597	26,741	67,723
Nails, chairs, and fish-plates (<i>excluding</i> those for Railways) . . . "	6,427	3,233	534	336	177	39,840	23,524	7,403	7,406	4,688
Screws . . . "	1,039	794	540	500	744	36,231	36,006	25,010	18,699	97,232
Sheets and plates—										
Galvanised . . . "	72,738	25,640	4,368	1,507	1,094	925,364	397,769	112,381	46,268	56,817
Tinned . . . "	22,962	21,548	20,045	14,561	13,860	329,930	396,655	542,571	502,991	488,632
Not galvanised or tinned . . . "	22,332	20,256	12,259	12,581	12,015	177,201	226,999	261,765	480,587	608,492
Total Sheets and plates . . . "	118,032	67,444	36,687	28,599	26,918	1,432,495	1,021,423	916,717	1,028,848	1,158,941

No. 12—continued

IMPORTS—continued

PRINCIPAL AND OTHER ARTICLES	QUANTITY					VALUE				
	1914-15	1915-16	1916-17	1917-18	1918-19	1914-15	1915-16	1916-17	1917-18	1918-19
BENGAL—contd										
CALCUTTA—contd										
Metals and Ores—contd										
Iron or Steel—contd										
Tubes and fittings, wrought tons	5,768	5,288	4,712	4,473	4,438	99,922	121,600	130,998	185,212	205,884
Wire "	3,489	3,667	3,010	4,411	4,946	62,361	90,709	108,753	201,117	226,210
" rope "	1,058	127,504
Other manufactures of iron or steel "	21,636	22,874	10,315	2,151	1,172	260,811	272,613	166,541	88,874	63,718
Total Iron or Steel "	196,461	139,257	79,897	52,416	61,338	2,318,372	2,089,823	1,891,782	1,941,050	2,810,195
Steel—										
Angle and spring "	12,365	10,097	4,452	1,846	7,676	82,955	104,722	73,504	41,288	469,860
Bars and channel, "	38,139	26,480	6,636	4,865	19,737	253,127	283,911	118,189	138,662	389,962
Cast "	685	606	714	300	402	18,281	18,956	28,957	18,366	88,651
Ingots, blooms, billets, and slabs "	80	29	..	10	34	304	561	..	340	1,652
Total Steel "	51,172	37,212	11,802	6,521	28,049	354,667	408,150	220,650	198,686	1,400,125
Lead—										
Unwrought—										
Ore tons	88	115	84	2	7	1,967	3,127	2,943	74	403
Pig cwt	6,117	13,695	3,399	380	4,498	6,684	14,706	6,189	1,430	8,809
Other sorts "	7	15	402	41	20	9	18	712	65	58
Wrought—										
Sheets, pipes, and tubes "	6,347	4,847	3,801	3,270	3,409	7,505	7,811	7,870	8,564	22,540
Sheets for tea-chests "	20,289	46,388	52,796	56,550	77,719	87,895	73,190	118,648	134,604	186,865
Other sorts "	8,052	5,040	3,688	1,582	2,591	4,273	8,524	8,801	5,708	10,841
Total Lead { tons	88	115	84	2	7	58,288	106,876	140,163	150,445	229,016
Total Lead { cwt	41,812	69,994	64,031	61,773	68,287					
Quicksilver lbs	28,986	110,695	45,970	61,078	68,178	2,967	25,381	10,826	26,148	24,460
Soldier cwt	1,947	2,682	2,230	1,191	197	7,068	12,558	12,325	6,695	1,314
Tin—										
Unwrought (Block, ingots, bars and slabs) "	20,630	14,554	13,460	15,489	20,538	179,126	126,680	127,732	174,902	275,295
Wrought, including plates or sheets, not being tinned iron "	472	260	477	392	630	3,382	1,200	1,783	1,444	4,283
Total Tin "	21,102	14,814	13,937	15,881	21,168	182,458	127,880	129,515	176,346	279,528
Zinc or Spelter—										
Unwrought "	16,665	2,703	5,541	42,449	74,471	24,601	6,942	22,286	118,895	232,925
Wrought or manufactured "	7,424	3,414	3,011	3,886	7,386	11,089	10,739	32,570	17,714	28,538
Total Zinc or Spelter "	24,089	6,117	13,552	46,335	81,857	35,690	17,681	54,856	136,609	261,463
Metals, unenumerated "	6,390	3,809	4,535	6,055	14,936	15,791	14,494	24,579	25,703	56,398
Ores, unenumerated tons	205	823	228	63	..	2,761	16,384	8,742	2,797	3
Total value of Metals and Ores	—	—	—	—	—	3,738,230	3,173,102	2,982,732	3,144,609	5,667,349

TRADE AT CHIEF PORT
CALCUTTA

(44)

No. 12—continued
IMPORTS—continued

PRINCIPAL AND OTHER ARTICLES	QUANTITY					VALUE				
	1914-15	1915-16	1916-17	1917-18	1918-19	1914-15	1915-16	1916-17	1917-18	1918-19
BENGAL—contd										
CALCUTTA—contd										
Motor Cars and Motor Cycles and parts thereof—										
Motor cars . . . no.	753	1,097	1,338	761	55	184,246	206,761	370,277	147,930	16,567
“ cycles . . . “	426	316	600	107	18	18,156	15,110	28,348	5,004	907
“ wagons . . . “	16	46	11	6	3	9,165	22,807	4,236	3,362	2,003
Parts of motor cars and motor cycles and accessories . . . value	—	—	—	—	—	29,149	34,183	69,390	77,433	63,354
Total value of Motor Cars, etc. . .	—	—	—	—	—	240,716	278,831	462,251	233,729	82,836
Oils—										
Animal . . . gals.	795,502	659,716	510,384	314,784	14,146	83,030	60,999	65,123	85,501	2,423
Essential . . . “	7,373	5,729	3,517	6,753	5,587	17,085	12,520	10,424	15,036	12,340
Mineral—										
Fuel oil . . . “	1,736,928	1,963,566	3,269,249	3,736,274	4,687,890	13,923	19,021	33,768	42,765	71,450
Kerosene in bulk . . . “	30,247,411	26,122,454	18,338,530	7,317,409	1,630,967	739,313	641,975	559,387	239,931	58,994
Kerosene in tins . . . “	3,407,992	3,634,493	1,519,170	1,027,705	2,207,377	131,161	152,418	79,813	61,187	166,322
Lubricating oils . . . “	10,312,419	12,198,948	14,031,199	11,462,755	15,566,512	309,188	354,477	532,673	615,116	967,386
Other kinds . . . “	1,403,226	236,513	344,553	164,114	252,270	105,844	19,073	34,398	20,903	35,024
Total Mineral oils . . .	47,107,976	44,155,974	37,502,706	23,708,257	24,245,316	1,299,429	1,187,564	1,291,039	979,902	1,298,176
Vegetable, non-essential—										
Coconut . . . “	12,914	38	39,476	272,006	59,971	2,006	7	6,576	34,172	8,530
Linseed . . . “	29,972	10,629	3,812	1,277	195	4,234	1,552	841	268	31
Other sorts . . . “	15,670	21,055	14,232	7,113	11,566	1,906	2,642	2,404	1,390	2,257
Total Vegetable oils . . .	58,556	32,622	57,570	280,396	71,732	8,146	4,201	9,821	36,980	10,818
Total Oils . . .	47,969,496	44,354,041	38,074,177	24,210,195	24,387,181	1,407,693	1,265,284	1,376,407	1,066,369	1,323,765
Oil-cloth and floor-cloth . . . sq. yds.	495,996	246,421	402,463	231,275	141,321	17,333	15,446	20,353	15,665	22,345
Opium . . . lbs	23,238	86	80	20,108	965	1,297
Packing—Engine and boiler—of all kinds, including asbestos value	—	—	—	—	—	18,650	21,771	26,900	36,908	41,371
Paints and painters' materials—										
Barytes . . . cwts	736	1,008	218	892	..	159	365	150	784	..
Graphite . . . “	156	743
White and red lead . . . “	25,746	20,135	17,404	19,595	29,495	34,014	34,931	45,363	69,059	118,889
Other sorts . . . “	134,694	95,950	90,753	59,944	73,685	138,529	122,853	160,150	165,112	241,042
Turpentine . . . “	4,221	2,012	1,529	3,735	3,094	8,433	3,210	3,943	3,071	11,563
Other kinds . . . value	—	—	—	—	—	40,235	26,955	39,484	31,333	34,210
Total value of Paints, etc. . .	—	—	—	—	—	221,375	188,364	249,045	269,864	406,447

No. 12—continued
IMPORTS—continued

PRINCIPAL AND OTHER ARTICLES	QUANTITY					VALUE					
	1914-15	1915-16	1916-17	1917-18	1918-19	1914-15	1915-16	1916-17	1917-18	1918-19	
						£	£	£	£	£	
BENGAL—contd											
CALCUTTA—contd											
Paper and Pasteboard—											
Packing paper . cwts	24,272	34,637	21,448	11,900	6,763	14,468	28,815	23,064	18,639	24,096	
Printing paper . "	104,081	88,950	79,574	49,503	49,247	85,202	77,939	182,178	111,991	168,713	
Writing paper and envelopes . value	—	—	—	—	—	39,131	36,417	70,573	40,053	76,999	
Other kinds of paper, including paper manufact- ures (a) . cwts	75,789	79,197	77,176	80,986	—	103,679	108,362	166,011	200,698	—	
Other kinds of paper . "	—	—	—	—	15,225	—	—	—	—	80,546	
Paper manufact- ures . value	—	—	—	—	—	—	—	—	—	137,546	
Pasteboard, mill board, and cardboard of all kinds . cwts	41,103	41,022	48,478	36,324	49,140	20,693	21,755	96,881	52,088	82,877	
Total value of Paper, etc.	—	—	—	—	—	263,178	273,288	423,707	483,669	560,777	
Paper-making materials—											
Pulp of wood or other materials . cwts	167,261	209,212	170,169	79,574	41,801	84,351	119,735	201,928	113,412	74,211	
Paraffin wax . "	3,003	8,413	..	
Pitch, Tar, and Dammer . "	96,521	102,533	74,970	73,509	38,481	30,419	35,930	28,433	29,752	23,132	
Polishes—											
Polishes and compo- sitions for applica- tion to leather . value	—	—	—	—	—	12,474	16,139	28,486	22,489	14,120	
Polishes and compo- sitions for applica- tion to metal, etc. "	—	—	—	—	—	8,114	11,783	17,684	13,022	18,547	
Total value of Polishes	—	—	—	—	—	20,588	27,922	46,170	35,511	27,667	
Printing and Lithographing machinery and materials (excluding paper)—											
Printing and litho- graphing presses . value	—	—	—	—	—	25,201	5,279	2,701	1,373	5,212	
Printing type . cwts	762	343	385	202	223	6,247	2,942	3,340	2,180	2,121	
Other materials . value	—	—	—	—	—	12,421	8,311	9,806	10,358	12,520	
Total value of Printing and Litho- graphing machinery, etc.	—	—	—	—	—	43,869	16,532	15,847	13,911	19,853	
Provisions and Oilman's stores—											
Bacon and hams . lbs	558,408	546,214	450,932	268,372	486,702	28,250	28,973	28,458	17,349	31,799	
Biscuits and cakes . "	1,488,711	1,454,555	1,684,656	277,758	178,458	46,756	50,793	66,893	7,101	9,138	
Cheese (including canned) . "	326,773	263,228	227,085	488,376	162,145	14,809	14,723	16,836	25,307	11,419	
Cocoa and chocolate . "	168,366	123,634	216,300	66,316	287,765	10,549	8,709	12,510	4,615	19,168	
Farinaceous and patent foods . cwts	126,919	121,865	112,496	106,351	142,777	124,773	125,897	186,366	141,623	191,669	
Jams and jellies . lbs	537,026	541,641	498,619	444,264	1,175,056	12,677	13,955	14,657	11,161	36,895	
Milk, condensed and preserved (including milk cream) . "	3,161,039	2,105,335	1,788,095	1,526,604	835,824	62,943	43,286	54,772	62,874	35,370	
Pickles, chutnies, sauces, and condiments . cwts	1,647	1,500	2,033	1,788	2,108	6,659	6,955	9,589	9,786	12,788	
Vinegar (exclud- ing bottled vinegar) . gals	16,734	2,067	
Other sorts of pro- visions— Canned and bottled provisions (not specified else- where) . cwts	32,978	33,946	33,446	29,632	26,649	97,707	99,152	129,629	112,990	136,340	
Others . "	3,309	3,102	2,773	2,766	2,808	9,972	9,277	8,621	7,914	16,171	
Total Provisions .	lbs	6,275,373	5,034,357	4,846,537	3,067,190	3,066,948	414,895	401,720	476,631	390,770	502,814
	cwts	164,848	159,913	150,748	140,537	174,842					
	gals	16,784					

(a) Figures from 1918-19 shown under the subheads immediately following

TRADE AT CHIEF PORT
CALCUTTA

(46)

No. 12—continued
IMPORTS—continued

PRINCIPAL AND OTHER ARTICLES	QUANTITY					VALUE				
	1914-15	1915-16	1916-17	1917-18	1918-19	1914-15	1915-16	1916-17	1917-18	1918-19
BENGAL—contd						£	£	£	£	£
CALCUTTA—contd										
Railway plant and rolling-stock— Carriages and wagons and parts thereof . value	—	—	—	—	—	1,790,224	347,284	192,272	114,308	218,381
Locomotive engines and tenders and parts thereof . "	—	—	—	—	—	738,589	360,043	14,720	21,196	59,521
Materials for construction— Bridge work . cwts	36,293	7,538	12,951	20,102	5,440	13,192
Rails, chairs, and fish-plates of steel and iron . "	816,762	93,557	37,474	295,513	43,108	22,031
Sleepers and keys of steel or iron . "	53,296	62,761	73	20,885	28,121	96
Sleepers of wood . "	222,261	20,688	100	1,200	..	66,422	5,723	50	450	..
Other kinds of materials . "	61,830	21,343	28,320	3,849	2,389	52,655	25,777	47,214	8,866	7,595
Total value of Railway Plant and Rolling-stock	—	—	—	—	—	2,984,390	815,496	239,574	144,880	285,207
Rubber— Raw . lb	50	6
Manufactures—										
Tyres for motors and motor cycles . no.	39,302	49,834	45,145	43,334	41,423	101,126	179,646	159,100	178,597	170,536
Tubes for motor tyres . "	27,538	33,965	31,704	39,117	28,965	21,356	33,253	27,155	43,827	29,367
Other manufactures (except apparel and boots and shoes). value	—	—	—	—	—	59,530	97,280	85,927	99,207	126,111
TOTAL . "	—	—	—	—	—	182,012	310,179	272,182	321,631	323,010
Salt . . . { tons mds.	356,504 9,706,856	425,644 11,687,209	333,855 9,087,779	285,779 7,780,018	342,753 9,338,559	358,463	968,077	898,109	1,250,522	1,252,819
Seeds—										
Oil-seeds— Essential . cwts	3,319	176	..	14	..	5,328	350	..	39	..
Non-essential— Copra or coconut kernel . "	20,567	145,787	544,209	24,864	129,447	525,271
Linseed . . . "	..	9,085	1	..	4,688	1
Others . . . "	6,945	1,949	73	7	35	1,899	1,050	12	6	44
Other than oil-seeds . . "	692	2,425	1,342	629	623	3,448	7,904	8,119	4,727	4,426
Total seeds . . "	10,956	13,615	21,972	146,437	544,868	10,675	13,989	32,995	134,219	529,742
Shells and Cowries . "	15,328	2,341	16,373	19,763	16,622	9,993	1,572	12,424	14,459	11,316
Ships, parts of (including launches and boats) . value	—	—	—	—	—	10,890	5,058	1,188	647	408
Smokers' requisites (excluding tobacco) . "	—	—	—	—	—	9,763	9,104	14,989	22,888	18,842
Soap—										
Household and laundry soap in bars or tablets. cwts	46,669	40,314	36,298	35,597	20,688	59,851	54,002	59,038	72,476	65,487
Toilet soap. . . "	10,923	18,665	15,954	8,272	8,229	43,743	58,502	64,662	48,604	61,522
Other sorts. . . "	4,496	7,113	2,054	4,329	3,054	6,497	11,490	7,117	19,346	11,899
Total Soap . . "	62,088	61,082	54,306	48,198	31,966	110,091	124,084	130,812	131,426	128,407
Spices—										
Betelnuts . . lbs	88,134,032	79,497,760	76,425,904	69,602,036	85,652,448	495,529	422,372	408,551	385,981	574,619
Cassia . . . "	86,120	1,503
Cloves . . . "	421,042	486,159	495,276	372,702	295,682	11,855	11,124	11,564	10,825	14,051
Ginger . . . "	853,791	1,135,120	321,748	792,770	2,359	7,748	9,522	3,759	11,253	47
Nutmegs . . . "	396,725	421,722	350,205	396,143	472,972	7,015	7,323	6,036	9,313	11,606
Pepper . . . "	452,765	2,518,551	2,671,304	1,788,781	456,547	8,756	49,242	61,240	47,567	15,292
Other sorts . . . "	105,084	74,005	55,723	70,105	97,008	4,883	4,666	3,427	3,464	5,332
Total Spices . . "	90,363,439	94,083,817	89,320,160	78,019,523	87,063,181	475,801	504,249	494,577	468,408	622,450
Starch and farins. cwts	..	9,014	7,475	2,923	675	..	7,708	7,720	4,621	1,694
Stationery (excluding paper) . value	—	—	—	—	—	94,893	110,594	149,409	124,886	127,881

No. 12—continued

IMPORTS—continued

PRINCIPAL AND OTHER ARTICLES	QUANTITY					VALUE				
	1914-15	1915-16	1916-17	1917-18	1918-19	1914-15	1915-16	1916-17	1917-18	1918-19
						£	£	£	£	£
BENGAL—contd										
CALCUTTA—contd										
Stone and Marble—										
Stone and marble . cwts	56,183	50,091	40,741	19,265	30,710	11,589	14,230	8,711	4,801	10,159
Articles of stone and marble . "	52	14,403	21,768	25,455	8,811	56	6,873	5,650	7,482	1,983
Total Stone and Marble . "	56,235	64,494	62,509	44,720	34,530	11,645	21,103	14,361	12,373	12,141
Sugar—										
Beet Sugar . "	67,676	11	..	3	..	42,192	8	..	4	..
Sugar, 16 Dutch Standard and above . "	3,747,723	4,356,857	3,687,025	4,681,685	5,177,821	2,785,875	4,443,617	4,022,099	4,631,962	4,830,120
Sugar, 16 Dutch Standard and below . "	65,802	21,980	..	107	..	49,518	20,288	..	84	..
Molasses . "	2,019,252	2,261,020	1,675,416	744,878	372,873	329,012	359,549	290,291	144,595	122,989
Confectionery . "	6,828	6,781	6,780	1,177	1,739	23,881	27,515	35,171	9,610	13,533
Saccharin . lbs	6,325	4,206	1,392	1,381	3,048	2,109
Total Sugar { cwts	5,906,681	6,646,649	5,369,221	5,877,850	5,552,433	3,231,859	4,854,023	4,839,670	4,786,255	4,960,652
lbs	6,325	4,206	1,392					
Tallow and stearine (including grease and animal fat) . cwts	1,705	726	660	292	2,547	3,637	1,624	2,129	759	9,769
Tea—										
Black . lbs	45,776	20,831	143,225	511,297	1,027,912	2,250	985	6,138	21,602	61,407
Green . "	659	23,819	328,487	442,812	488,247	26	1,225	15,136	19,915	22,499
Total Tea . "	46,445	44,650	471,712	954,109	1,516,159	2,282	2,160	21,274	41,517	83,906
Tea-chests (entire or in sections)—										
Of iron or steel or other metals . value	3,361
Of wood . "	228,612	478,538	502,488	564,426	552,454
Total Tea-chests . "	231,973	478,538	502,488	564,426	552,454
Telegraphs, materials for construction and accessories . value										
	7,336	2,822	3,200	752	266
Textiles—										
Cotton—										
Raw . cwts	648	2,188	1,840	2,374	..	648	4,853	4,187	10,879	..
Waste . "	1,226	1,021	64	1,718	1,710	204
Twist and yarn—										
Mule and water—										
Nos. 1 to 10 . lbs	21,785	15,674	3,979	10,702	75	1,162	710	285	1,266	13
" 11 to 16 . "	27,425	49,657	79,776	49,664	57,156	1,402	2,389	6,273	6,016	6,802
" 16 to 20 . "	52,076	69,820	114,439	44,512	1,848,418	2,878	3,649	7,977	4,637	135,397
" 21 to 25 . "	7,101	45,968	4,249	3,568	..	385	1,683	280	402	..
" 26 to 30 . "	67,722	17,158	66,585	7,221	508,236	3,167	839	4,119	675	57,850
" 31 to 40 . "	3,161,294	2,495,326	2,270,892	892,303	4,206,435	149,410	119,270	150,318	83,720	495,263
" 41 to 50 . "	864,861	604,504	255,191	425,560	180,105	48,601	32,602	20,111	53,656	41,415
Above No. 50 . "	1,234,689	1,034,095	692,612	522,959	691,278	104,717	82,556	80,885	94,440	172,273
Orange, red, and other colours—										
Nos. 1 to 20 . "	17,832	24,609	5,689	1,793	1,094	1,001	2,011	531	257	189
" 21 to 25 . "	2,375	908	835	1,856	30	133	56	71	366	0
" 26 to 30 . "	246	24,305	4,300	4,230	6,662	14	1,346	337	600	1,209
" 31 to 40 . "	7,046,908	4,249,321	3,528,636	2,454,436	993,596	888,287	259,510	537,666	859,919	191,141
" 41 to 50 . "	64,871	19,655	27,846	59,837	4,595	4,054	1,237	2,156	9,896	1,285
Above No. 50 . "	58,656	66,759	109,094	28,063	62,749	6,278	7,053	12,526	5,743	16,489
Mercerised cotton yarn . "	4,719	1,272
Unspecified descriptions of twist and yarn . "	520,925	438,993	571,768	1,052,168	556,389	33,497	26,237	45,467	130,005	84,547
Total Twist and yarn . "	13,148,351	9,156,762	7,736,833	5,557,967	8,821,594	743,886	541,058	668,952	750,607	1,207,101

TRADE AT CHIEF PORT
CALCUTTA

(48)

No. 12—continued.
IMPORTS—continued

PRINCIPAL AND OTHER ARTICLES	QUANTITY					VALUE				
	1914-15	1915-16	1916-17	1917-18	1918-19	1914-15	1915-16	1916-17	1917-18	1918-19
BENGAL—contd										
CALCUTTA—contd										
Textiles—contd										
Cotton—contd										
Manufactures—										
Blankets . . . lbs	1,918,423	592,860	447,974	118,114	11,380	53,898	24,206	22,292	8,008	1,247
Canvas . . . yds.	101,923	165,563	223,318	197,570	112,441	6,598	11,853	18,804	17,552	20,780
Handkerchiefs and shawls in the piece . . . no.	4,456,291	1,131,929	1,045,881	934,303	298,924	142,277	28,047	25,114	17,564	2,756
Hosiery . . . value	—	—	—	—	—	384,570	197,267	497,737	512,401	318,046
Lace and patent net . . . yds.	167,673	216,537	207,840	132,012	89,513	5,241	7,800	9,268	9,045	7,637
Piece goods—										
Grey (unbleached)—										
Chadars . . . "	3,161,227	1,783,507	1,647,115	263,430	..	46,598	25,852	31,150	6,321	..
Dhutis, Saris, and Scarves . . . "	607,445,875	580,979,794	506,072,462	385,652,751	291,828,207	6,309,186	5,846,741	6,543,457	7,369,279	7,272,379
Drills and Jeans . . . "	2,821,721	3,786,271	4,557,307	1,746,002	2,970,600	41,780	59,379	85,104	40,423	87,700
Jaconets, includ- ing Madapol- lams, Mulls, and Cambrics . . . "	69,895,139	54,802,984	38,817,274	25,748,204	18,159,223	750,375	563,257	517,353	558,031	652,052
Longcloth and Shirtings . . . "	347,935,862	271,474,969	110,897,387	72,744,549	66,338,035	3,611,732	2,834,306	1,430,060	1,398,347	1,908,400
Sheetings . . . "	9,500	670,980	738,800	274,356	7,432,102	124	8,431	11,402	6,166	206,585
T. Cloth and domestics . . . "	3,048,993	1,979,214	45,022	..	170,900	21,786	14,863	943	..	3,826
Unspecified des- criptions . . . "	148,022	112,688	345,615	334,697	133,399	2,586	1,934	7,533	10,414	18,098
Total Grey (un- bleached) . . . "	1,034,468,339	915,590,357	663,120,982	432,763,989	387,083,155	10,784,167	9,354,763	8,627,011	9,389,056	10,044,109
White (bleached)—										
Chadars . . . "	1,379,861	660,621	1,537,816	678,518	172,858	20,070	8,103	22,237	12,592	4,571
Checks, Spots, and Stripes . . . "	2,041,333	1,447,019	1,490,274	1,165,246	182,148	28,135	20,545	30,467	29,170	6,549
Dhuti, Saris, and Scarves . . . "	72,690,685	39,371,365	50,653,428	32,152,154	24,397,424	802,202	505,455	726,347	649,340	716,403
Drills and Jeans . . . "	2,160,369	1,672,302	2,595,632	1,455,443	3,367,722	41,386	31,866	63,375	43,406	120,569
Flannel and Flannelette† . . . "	86,106	4,226	1,963	195
Jaconets, Mada- pollams, Cam- brics, and Mullins . . . "	62,258,210	51,540,748	68,895,717	4,293,836	1,505,084	755,126	605,526	913,891	109,514	58,836
Lawns . . . "	1,911,627	60,710
Longcloth and Shirtings . . . "	18,288,911	14,607,832	10,451,738	25,614,370	10,352,106	230,046	107,349	322,411	521,347	307,080
Mulls* . . . "	53,691,807	20,476,764	940,272	779,099
Nainsooks . . . "	40,261,275	66,404,397	63,859,630	61,895,207	10,784,646	880,178	645,056	723,387	932,296	235,489
Sheetings . . . "	40,962	120,644	157,789	88,526	96,689	1,497	3,163	5,473	4,588	9,403
T. cloths and domestics . . . "	26,526	18,596	310	165
Twills . . . "	3,087,210	2,895,461	4,697,251	3,536,506	454,080	40,946	41,173	84,757	78,039	25,383
Unspecified des- criptions . . . "	4,003,135	4,634,061	4,722,289	4,194,549	688,710	61,848	69,369	98,123	110,133	25,344
Total White (bleached) . . . "	206,733,477	183,868,046	213,061,564	188,362,068	83,384,981	2,361,738	2,128,707	2,990,468	3,432,729	2,489,580
Coloured, printed, or dyed—										
Cambrics, includ- ing Madapol- lams, Mulls, and Jaconets . . . "	10,555,453	5,194,850	4,730,017	7,273,350	5,799,184	126,369	79,943	94,968	164,521	117,706
Chadars . . . "	206,680	33,090	10,041	3,649	438	229
Checks, spots, and stripes . . . "	3,463,988	2,332,090	4,998,238	2,550,037	847,972	50,008	34,232	104,514	68,566	18,285
Dhuti (including lungis) . . . "	4,751,199	4,695,931	1,731,169	972,669	..	95,496	101,061	48,489	39,440	..
Dhuti (a) . . . "	136,324	4,575
Drills and Jeans . . . "	1,750,494	2,273,244	3,357,634	3,524,608	3,589,394	81,377	51,704	89,521	103,810	142,563
Flannel and Flannelette† . . . "	5,052,657	2,907,980	148,392	107,685
Prints and Chintz . . . "	14,066,259	14,347,651	18,463,700	22,828,547	10,713,490	157,216	161,179	308,368	458,396	230,920
Saris and scarves . . . "	33,008,213	10,078,838	13,043,259	7,214,537	3,371,968	462,961	155,731	253,335	178,467	98,762
Shirtings . . . "	20,632,245	11,405,471	15,106,438	13,240,275	7,149,323	222,676	149,947	254,567	276,546	216,623
Twills . . . "	1,234,736	929,929	2,671,913	3,726,570	795,888	20,792	16,057	65,328	105,449	35,185
Woven Lungis (a) . . . "	837,708	14,866
Unspecified des- criptions . . . "	25,639,427	17,879,002	35,326,897	24,297,330	6,222,042	556,533	364,827	973,561	874,073	332,101
Total Coloured, printed, or dyed . . . "	115,209,299	68,670,146	99,433,856	99,750,600	41,621,273	1,727,577	1,135,169	2,192,895	2,418,549	1,369,451

* Figures prior to 1917-18 are included under "Jaconets, Madapolams, etc."
† Figures prior to 1917-18 are included under "Unspecified descriptions"
(a) Separately recorded from 1918-19

No. 12—continued
IMPORTS—continued

PRINCIPAL AND OTHER ARTICLES	QUANTITY					VALUE				
	1914-15	1915-16	1916-17	1917-18	1918-19	1914-15	1915-16	1916-17	1917-18	1918-19
BENGAL—contd. CALCUTTA—contd. Textiles—contd. Cotton—contd.						£	£	£	£	£
Manufactures—contd.										
Piece goods—contd.										
Fents of all descriptions yds.	4,561,340	8,721,717	11,829,447	5,678,047	1,370,570	44,821	86,780	152,793	104,868	20,538
Piece goods of cotton and artificial silk(a) "	385,208	306,347	469,178	404,512	—	22,297	18,705	36,390	36,788	—
Total Piece goods "	1,361,355,668	1,176,856,813	987,914,522	771,959,216	518,460,982	14,940,570	12,719,104	13,999,557	15,881,900	13,882,628
Rope lbs	107,168	139,497	176,067	76,003	61,231	5,519	9,153	11,788	6,878	0,642
Thread, sewing "	453,962	760,823	479,816	398,832	361,194	68,887	105,572	87,067	98,822	116,806
Other sorts of manufactures "	640,982	788,630	1,166,745	357,108	395,334	40,049	60,056	129,861	45,894	75,473
Total value of Cotton manufactures	—	—	—	—	—	15,047,118	13,163,148	14,801,048	16,096,654	14,435,475
Total value of cotton goods	—	—	—	—	—	16,391,004	13,704,246	15,470,000	16,847,261	15,642,576
Total value of cotton raw and cotton goods (including twist and yarn)	—	—	—	—	—	16,393,365	13,710,809	15,474,187	16,857,640	15,642,780
Flax—										
Raw lbs	142	34
Twist and yarn "	33,726	68,710	24,595	4,608	..	1,382	6,233	2,515	212	..
Manufactures—										
Bags and sacks no.	45,729	52,683	59,394	25,047	1,573	5,323	7,416	11,600	13,217	433
Canvas yds.	1,510,848	972,985	1,184,039	470,546	657,292	95,162	80,418	140,659	62,694	104,201
Piece goods "	213,376	142,969	188,988	68,374	34,151	7,637	6,123	9,998	4,592	3,404
Thread, sewing lbs	39,570	11,858	32,340	24,499	18,927	2,737	1,620	5,343	4,041	3,125
Other sorts "	206,753	132,113	140,830	87,422	36,986	11,128	11,776	17,670	7,631	6,127
Total value of Flax manufactures	—	—	—	—	—	121,987	107,353	185,270	82,425	117,290
Total value of Flax	—	—	—	—	—	123,403	113,586	187,785	82,637	117,290
Haberdashery and millinery value	—	—	—	—	—	160,030	154,304	212,383	161,753	176,383
Hemp—										
Raw cwts	31,021	32,071	44,095	35,037	44,408	41,423	52,764	91,502	91,602	159,421
Manufactures value	—	—	—	—	—	361	1,404	548	346	770
Total value of Hemp	—	—	—	—	—	41,784	54,258	92,050	91,948	160,191
Jute—										
Raw tons	1	295	0	1,177	1	18	3,963	143	18,328	4
Twist and yarn lbs	7,613	14,896	18,927	22,876	..	192	417	570	868	..
Manufactures—										
Canvas yds.	148,881	186,958	292,481	80,494	12,825	5,286	8,138	17,926	7,466	1,035
Gunny bags no.	79,633	123,451	147,116	35,520	2,600	1,527	3,917	4,447	818	52
Gunny cloth yds.	421,234	198,110	177,220	88,914	220,008	3,557	3,524	4,233	1,933	5,441
Other sorts cwts	887	970	400	285	154	3,515	3,508	3,441	1,520	1,760
Total value of Jute manufactures	—	—	—	—	—	18,885	19,087	30,047	11,737	8,288
Silk—										
Waste lbs	4,484	1,112
Silk yarns, noils and warps "	12,879	7,710	4,355	3,784	2,840	4,527	2,694	1,627	2,627	1,774
Manufactures—										
Goods of silk mixed with other materials yds.	568,493	680,237	652,116	282,096	172,725	25,832	32,066	40,723	22,671	16,542
Piece goods "	247,001	411,820	692,720	451,855	500,072	14,956	20,387	44,428	38,600	60,406
Other sorts lbs	24,721	10,829	35,965	16,301	29,066	5,316	6,670	13,667	9,812	17,950
Total value of Silk	—	—	—	—	—	51,743	62,415	100,445	73,710	105,652
Wool—										
Raw lbs	299,963	629,323	198,706	100,800	1,872,416	16,119	85,433	23,105	1,335	22,527
Yarn and knitting wool "	85,492	102,615	98,910	114,926	16,074	13,162	20,914	27,171	17,126	7,012

(a) For current year figures see after "wool"

TRADE AT CHIEF PORT
CALCUTTA

(50)

No. 12—continued
IMPORTS—continued

PRINCIPAL AND OTHER ARTICLES	QUANTITY					VALUE				
	1914-15	1915-16	1916-17	1917-18	1918-19	1914-15	1915-16	1916-17	1917-18	1918-19
BENGAL—contd.										
CALCUTTA—contd.										
Textiles—contd.										
Wool—contd.										
Manufactures—										
Braids . . . lbs	42,424	32,847	7,490	1,009	..	5,903	4,330	1,973	273	..
Carpets and rugs . . . "	363,142	227,066	194,849	124,583	68,613	10,634	17,481	18,956	16,090	8,994
Hosiery . . . "	91,426	38,510	68,408	63,427	45,617	21,667	13,611	27,446	29,000	26,787
Piece goods . . . yds.	2,507,315	844,292	1,378,991	1,154,487	628,475	104,176	79,538	156,925	148,161	107,850
Shawls . . . no.	386,585	201,487	48,255	1,277	5,043	73,677	80,159	10,950	146	1,636
Other sorts . . . lbs	29,504	40,431	41,158	50,464	15,768	1,747	4,253	3,631	4,918	13,239
Total value of wool manufactures	—	—	—	—	—	289,704	168,372	219,881	198,468	146,466
Piece goods of cotton and artificial silk(a) . . . yds.	—	—	—	—	56,437	—	—	—	—	5,091
Tobacco—										
Unmanufactured . . . lbs	53,692	11,504	2,053	299,251	1,213	2,568	254	35	7,384	41
Manufactured—										
Cigars . . . "	31,817	35,317	22,569	27,148	23,265	8,699	9,769	6,876	9,363	8,316
Cigarettes . . . no.	398,541	477,326	632,249	923,152	1,359,693	182,971	154,724	227,114	270,682	76,059
Other sorts . . . lbs	224,600	221,267	199,397	303,168	360,062	39,706	46,705	47,356	67,073	408,210
Total Tobacco . . . no.	708,650	755,414	856,266	1,552,719	1,744,233	173,944	211,443	281,381	354,522	492,629
152,775,873	183,145,037	252,529,219	376,106,510	594,731,554	—	—	—	—	—	—
Toilet requisites (not specified elsewhere) value	—	—	—	—	—	40,503	45,369	58,335	58,163	77,007
Toys and requisites for games and sports, including fishing tackle—										
Toys . . . "	—	—	—	—	—	27,205	31,685	45,372	27,267	34,370
Requisites for games and sports (excluding firearms, etc.)—	—	—	—	—	—	—	—	—	—	—
Playing Cards . . . "	—	—	—	—	—	5,029	16,944	12,173	8,732	12,470
Other sorts . . . "	—	—	—	—	—	18,939	20,937	13,724	12,849	12,313
Total value of Toys	—	—	—	—	—	51,173	69,566	71,769	48,848	59,158
Umbrellas and Umbrella fittings—										
Umbrellas, complete, including parasols and sunshades . . . no.	630,958	404,012	319,213	177,432	73,643	53,150	36,367	37,465	25,260	13,501
Umbrella fittings value	—	—	—	—	—	69,146	96,546	110,395	54,267	26,200
Total value of Umbrellas, etc.	—	—	—	—	—	142,296	132,913	147,860	79,527	41,701
Wax of all kinds other than paraffin wax (exclusive of candles) . . . cwts	—	—	—	—	3,460	—	—	—	—	11,606
Wood and Timber—										
Timber, other than railway sleepers—										
Deal and pine wood . . . c. tons	1,656	2,213	6,441	2,423	1,234	7,455	11,718	51,072	22,126	14,530
Jarrah wood . . . "	392	7	2,208	45
Teak wood . . . "	7,628	980	1,196	455	561	76,680	10,376	9,834	4,692	6,668
Other timber . . . "	8,516	11,927	8,905	10,487	7,738	37,996	52,532	44,609	61,519	68,491
Wood—										
Firewood . . . tons	142	134	244	333	295	95	125	176	602	303
Ornamental—										
Sandal . . . value	—	—	—	—	—	..	3	7
Other kinds . . . "	—	—	—	—	—	1,578	1,070	1,580	764	2,859
Manufactures of wood, other than furniture and cabinet ware . . . "	—	—	—	—	—	21,293	30,933	51,731	33,909	101,055
Total value of Wood and Timber	—	—	—	—	—	147,805	196,802	159,079	123,612	193,916
Articles imported by post . . . value	—	—	—	—	—	156,837	196,653	295,507	303,984	461,539

(a) Shewn separately from 1918-19

No. 12—continued
IMPORTS—continued

PRINCIPAL AND OTHER ARTICLES	QUANTITY					VALUE				
	1914-15	1915-16	1916-17	1917-18	1918-19	1914-15	1915-16	1916-17	1917-18	1918-19
BENGAL—contd.						£	£	£	£	£
CALCUTTA—contd.										
All other articles of merchandise—										
Unmanufactured . value	—	—	—	—	—	8,772	11,464	20,008	21,642	7,496
Manufactured . "	—	—	—	—	—	53,995	45,972	45,645	47,514	58,835
Total value of all other articles	—	—	—	—	—	62,767	57,436	65,653	69,156	66,330
GRAND TOTAL . value	—	—	—	—	—	37,473,211	34,883,881	37,388,923	38,656,767	42,414,851

GOVERNMENT STORES

PRINCIPAL AND OTHER ARTICLES	QUANTITY					VALUE				
	1914-15	1915-16	1916-17	1917-18	1918-19	1914-15	1915-16	1916-17	1917-18	1918-19
Apparel (including drapery, uniforms, accoutrements, but excluding hosiery) . value	—	—	—	—	—	£ 23,320	£ 46,115	£ 287,334	£ 144,884	£ 308,424
Arms, ammunition, and military stores—										
Fire-arms and parts thereof . "	—	—	—	—	—	47,712	4,772	7,108	6,663	13,114
Other sorts . "	—	—	—	—	—	9,208	27,480	39,697	4,178	6,401
Total value of Arms, etc.	—	—	—	—	—	56,920	32,252	46,800	10,841	19,515
Books, printed, and printed matter not being stationery (including maps and charts) . value	—	—	—	—	—	4,140	5,015	1,227	2,491	1,220
Boots and shoes . pairs	3,046	..	54	140	43,731	893	..	86	198	43,756
Building and engineering materials, other than of iron, steel, or wood—										
Bricks and tiles . no.	66,592	269,923	420,632	278,423	79,773	389	1,587	3,890	2,853	769
Cement . cwts	79,369	52,549	11,037	6,523	4	3,395	6,726	1,442	1,123	2
Other sorts, including pipes of earthenware . value	—	—	—	—	—	293	279	3,061	481	40
Total value of Building, etc.	—	—	—	—	—	9,077	7,592	8,393	4,457	811
Carriages and carts (excluding railway carriages), and parts thereof . value	—	—	—	—	—	1,786	20,533	20,394	7,040	19,414
Chemicals . "	—	—	—	—	—	4,430	6,277	10,268	9,403	23,478
Drugs, Medicines, and Narcotics—										
Drugs—										
Quinine—										
Cinchona bark . lbs	40,320	2,033
Quinine salts— Quinine Sulphate or bisulphate . "	—	100	35,600	—	164	61,137
Others . "	—	—	104	..	31,196	—	—	264	..	24,915
Other sorts of Drugs . value	—	—	—	—	—	7,969	9,698	21,056	9,389	7,452
Medicines and narcotics . "	—	—	—	—	—	3
Total value of Drugs, etc.	—	—	—	—	—	7,969	9,862	21,323	9,389	95,537
Glass and Glassware . value	—	—	—	—	—	6,949	8,300	11,469	9,738	8,023
Hardware and Outfory (including agricultural implements and platedware) . "	—	—	—	—	—	85,916	63,891	102,716	59,019	83,550
Instruments, Apparatus, and Appliances, and parts thereof . "	—	—	—	—	—	72,668	90,173	46,755	25,708	27,741

* Figures from 1915-16 shown under the sub-heads immediately following

TRADE AT CHIEF PORT
CALCUTTA

(52)

No. 12—continued
IMPORTS—continued

GOVERNMENT STORES—continued

PRINCIPAL AND OTHER ARTICLES	QUANTITY					VALUE				
	1914-15	1915-16	1916-17	1917-18	1918-19	1914-15	1915-16	1916-17	1917-18	1918-19
BENGAL—contd.						£	£	£	£	£
CALCUTTA—contd.										
LEATHER—										
Unwrought . . . cwts	2,476	32,144
Manufactures— Saddlery and harness. value	—	—	—	—	—	1,359
Other sorts . . . "	—	—	—	—	—	19,007
Total Leather . . . "	—	—	—	—	—	53,510
Machinery and mill-work—										
Steam-engines and parts (other than locomotives) . . value	—	—	—	—	—	2,210	1,236	1,389	7,118	6,598
Other sorts of machinery . . . "	—	—	—	—	—	47,685	47,842	26,247	61,317	161,986
Total value of Machinery, etc.	—	—	—	—	—	49,795	49,078	27,636	68,435	168,584
Metals and Ores—										
Brass, Bronze and similar alloys— Wrought . . . cwts	1,412	2,438	1,174	1,213	12,907	3,160	11,103	6,736	10,051	96,270
Copper—										
Unwrought . . . "	38,752	104,706	55,099	69,666	66,009	139,616	289,746	292,044	378,994	455,820
Wrought . . . "	4,215	3,462	936	3,077	7,153	15,262	35,809	6,730	21,007	42,902
Total Copper . . . "	42,967	113,168	56,035	72,743	73,167	154,878	325,555	298,774	399,001	498,722
Iron—										
Pig . . . tons	1,984	2,439	2,967	4,111	2,486	7,459	13,231	22,828	30,357	18,302
Manufactures—										
Angle, bolt, and rod . . . "	43	3	113	259	225	740	122	2,791	5,270	7,665
Bars and channel . . . "	38	108	148	19	437	742	1,536	1,682	465	12,467
Total Iron . . . "	2,065	2,550	3,228	4,389	3,148	8,940	14,889	27,301	36,082	38,434
Iron or steel—										
Anchors and cables . . . "	33	..	30	93	125	705	..	1,525	3,384	4,908
Hoops and strips . . . "	..	559	267	179	162	..	10,348	9,628	7,019	3,944
Nails, screws, rivets and washers . . . "	297	188	269	162	286	3,894	3,747	7,046	7,011	12,956
Sheets and plates (including galvanized and tinned plates) . . . "	3,757	3,713	2,681	1,163	2,462	29,894	42,852	53,061	31,828	90,314
Wire . . . "	134	153	193	201	155	1,773	3,553	6,416	7,500	5,389
Other manufactures of iron or steel . . . "	963	1,356	291	282	255	12,270	16,524	7,480	14,249	15,142
Total Iron or steel . . . "	5,184	5,939	3,731	2,100	3,445	48,536	83,024	85,156	70,991	132,655
Steel—										
Bars and channel . . . "	588	907	511	506	607	4,022	11,447	13,942	17,934	20,140
Cast . . . "	54	135	188	177	362	2,093	5,503	16,465	17,418	27,749
Total Steel . . . "	622	1,042	699	683	969	6,115	17,010	30,407	35,352	47,889
Lead . . . cwts	1,229	25,297	48,025	106	102	1,261	27,962	79,016	212	195
Tin—										
Unwrought (blocks, ingots, bars and slabs) . . . "	440	256	2,498	2,315	5,198	3,612	2,405	23,067	33,411	69,312
Wrought (including plates or sheets not being tinned iron) . . . "	688	286	155	564	694	360
Total Tin . . . "	1,128	256	2,498	2,601	5,353	4,176	2,405	23,067	34,105	69,672
Zinc or Spelter—										
Wrought or manufactured . . . "	20,103	27,816	40,307	27,116	7,724	28,986	90,912	150,128	124,085	25,761

No. 12—continued

IMPORTS—continued

GOVERNMENT STORES—continued

PRINCIPAL AND OTHER ARTICLES	QUANTITY					VALUE				
	1914-15	1915-16	1916-17	1917-18	1918-19	1914-15	1915-16	1916-17	1917-18	1918-19
BENGAL—contd.						£	£	£	£	£
CALCUTTA—contd.										
Metals and Ores—contd.										
Metals and ores, un- enumerated . . . cwts	1,751	12,624	13,621	1,377	7,005	9,089	64,225	56,549	12,899	64,027
Total value of Metals and ores	—	—	—	—	—	265,720	637,146	765,133	718,788	973,625
Paper and Paste- board—										
Paper—										
Printing paper . . . cwts	1,155	2,529	2,504	832	952	1,542	3,208	3,933	3,420	4,617
Writing paper and envelopes . . . value	—	—	—	—	—	13,525	11,327	17,696	14,645	16,221
Other kinds of paper . . . cwts	5,261	3,461	4,202	2,372	4,578	7,137	5,034	7,222	13,378	18,827
Pasteboard, mill- board, and cardboard of all kinds . . . "	7,893	8,701	8,251	4,354	7,561	5,120	3,435	4,324	4,454	8,239
Total value of Paper, etc.	—	—	—	—	—	27,333	23,004	33,175	35,897	47,933
Printing and litho- graphing materials (excluding paper) . . . value	—	—	—	—	—	12,221	3,976	4,293	2,234	7,408
Railway plant and roll- ing-stock—										
Carriages and wagons and parts thereof . . . "	—	—	—	—	—	392,801	166,739	63,795	49,476	95,136
Locomotive engines and tenders and parts thereof . . . "	—	—	—	—	—	144,927	190,743	1,294	3,087	..
Materials for con- struction—										
Rails and fish- plates of steel or iron . . . cwts	369,039	902	144,021	1,490
Sleepers and keys of steel or iron . . . "	51,716	..	87	29,498	..	88
Sleepers of wood . . . "	348,007	432	104,541	141
Other sorts . . . "	136,403	25,540	291	390	1,210	94,235	12,342	648	558	2,353
Total value of Railway plant, etc.	—	—	—	—	—	910,023	371,455	65,825	53,121	97,459
Ships, parts of (includ- ing launches and boats) . . . value	—	—	—	—	—	826	1,513	1,211	7,469	2,152
Stationery (excluding paper) . . . "	—	—	—	—	—	73,742	55,010	150,833	53,893	171,318
Telegraphs, materials for construction of . . . "	—	—	—	—	—	13,857	9,799	30,690	31,682	27,260
Textiles—										
Cotton—										
Twist and yarn . . . lbs	7,415	9,690	308	2,573
Manufactures—										
Piece goods—										
Grey (un- bleached) . . . yards	387,736	71,080	11,837	10,507	45,000	2,527	578	151	785	492
White (bleached) . . . "	258,913	24,766	108,228	136,923	78,785	2,667	443	1,142	1,883	5,314
Coloured, printed, or dyed . . . "	695,870	803,732	2,478,229	3,503,875	390,584	15,414	17,056	93,077	166,556	24,733
Other sorts of manufactures (including handkerchiefs and shawls in the piece) . . . value	—	—	—	—	—	2,340	13,651	121,485	118,669	168,429
Total value of Cotton manufactures . . . "	—	—	—	—	—	22,048	31,728	215,835	277,893	198,905

TRADE AT CHIEF PORT
CALCUTTA

(54)

No. 12—continued
IMPORTS—concluded

GOVERNMENT STORES—concluded

PRINCIPAL AND OTHER ARTICLES	QUANTITY					VALUE				
	1914-15	1915-16	1916-17	1917-18	1918-19	1914-15	1915-16	1916-17	1917-18	1918-19
BENGAL—concl.						£	£	£	£	£
CALCUTTA—concl.										
Textiles—concl.										
Flax—										
Manufactures—										
Canvas . . . yds.	95,352	257,714	107,501	100,947	114,670	7,070	24,408	21,632	16,496	20,400
Piece goods . . . "	..	258,920	240,380	301,168	25,040	..	9,028	18,863	15,681	2,506
Other sorts (in- cluding bags and sacks) . . . value	—	—	—	—	—	6,490	3,241	23,117	22,065	27,575
Total value of Flax manufactures	—	—	—	—	—	14,175	30,787	63,612	54,242	60,481
Wool—										
Manufactures—										
Hosiery . . . lbs	22	..	353,619	61,710	110,378	7	..	92,733	16,454	58,565
Piece goods . . . yards	1,736,360	302,786	589,372	3,511,508	8,056,634	33,009	30,622	86,335	300,605	1,020,845
Other sorts . . . lbs	94,321	67,972	21,025	12,304	9,820	2,903	5,093	2,238	1,903	2,233
Total value of Wool manufactures	—	—	—	—	—	35,919	42,315	181,306	414,962	1,087,643
Total of Principal Stores value	—	—	—	—	—	1,700,448	1,551,737	2,114,284	2,001,844	2,520,419
All other articles—										
Unmanufactured . . . "	—	—	—	—	—	4,897	156,221	171,095	375,175	339,394
Manufactured . . . "	—	—	—	—	—	72,320	65,810	77,476	270,088	1,555,985
GRAND TOTAL OF STORES	—	—	—	—	—	1,777,665	1,773,768	2,302,855	2,656,107	5,415,798

EXPORTS

INDIAN MERCHANDISE

PRINCIPAL AND OTHER ARTICLES	QUANTITY					VALUE				
	1914-15	1915-16	1916-17	1917-18	1918-19	1914-15	1915-16	1916-17	1917-18	1918-19
BENGAL—						£	£	£	£	£
CALCUTTA—										
Animals, living—										
Cattle . . . no.	757	375	1,326	4,490	3,211	13,160
Horses . . . "	57	5	8	7	9	3,097	528	2,067	1,700	1,938
Sheep and goats . . . "	24,850	33,711	36,473	34,148	18,795	10,947	15,204	16,225	24,780	9,102
Other kinds . . . "	3,338	849	6,576	3,068	2,395	1,731	3,139	1,168	1,164	617
Total Animals, living	28,245	34,565	43,814	37,598	22,425	15,775	18,871	23,945	30,855	24,812
Apparel (including drapery, uni- forms, and ac- couterments, but excluding hosiery and boots and shoes) . . . value	—	—	—	—	—	47,706	35,817	69,987	39,251	46,710
Boots and shoes . . . pairs	6,748	5,323	9,198	2,690	3,024	1,425	1,216	1,742	457	575
Bristles . . . cwts	2,717	786	1,469	708	2,074	55,323	19,508	43,108	32,247	90,433
Building and Engi- neering materials, other than of iron, steel or wood—										
Pipes of earthen- ware . . . "	14,715	6,660	10,665	9,470	91	3,308	1,382	1,645	1,663	24
Other kinds . . . value	—	—	—	—	—	296	474	840	966	1,332
Total Building and Engineering mate- rials, other than of iron, steel, or wood	—	—	—	—	—	3,604	1,856	2,401	2,629	1,357

No. 12—continued
EXPORTS—continued

INDIAN MERCHANDISE—continued

PRINCIPAL AND OTHER ARTICLES	QUANTITY					VALUE				
	1914-15	1915-16	1916-17	1917-18	1918-19	1914-15	1915-16	1916-17	1917-18	1918-19
BENGAL—contd.										
CALCUTTA—contd.										
Chemicals and chemical preparations (excluding chemical manures and medicines)—										
Potassium compounds—										
Saltpetro . . . cwt	319,520	350,001	327,998	320,648	393,440	276,051	385,010	432,739	430,812	507,868
Other sorts . . . value	—	—	—	—	—	—	—	—	81,633	100,536
Soda compounds—										
Borax . . . cwt	4,213	6,031	6,440	2,731	4,677	5,702	9,761	12,574	5,590	10,000
Other sorts of chemicals . . . value	—	—	—	—	—	3,720	15,632	21,704	18,853	14,212
Total chemicals, and chemical preparations . . .	—	—	—	—	—	285,563	411,303	467,017	536,804	632,416
Coal, coke, and patent fuel—										
Coal . . . tons	592,474	803,303	923,124	251,503	142,042	350,520	489,412	498,012	155,944	103,007
Coke . . . "	1,767	1,301	2,917	389	17	1,400	1,415	2,725	857	46
Total Coal, coke, and patent fuel . . .	594,241	804,604	926,041	251,892	142,059	351,920	490,827	500,737	156,801	103,053
Cordage and rope of vegetable fibre (excluding jute and cotton) . . . cwt	28,096	35,650	30,370	30,857	20,036	41,250	40,285	49,455	52,924	43,383
Drugs and Medicines (excluding chemicals and narcotics) . . . value	—	—	—	—	—	42,190	55,955	78,136	68,855	107,099
Dyeing and Tanning Substances—										
Cutch and Gambier . . . cwt	1,173	1,170	1,793	992	2,267	1,971	1,658	2,975	1,436	3,707
Indigo . . . "	9,807	13,147	13,014	18,519	18,040	462,960	586,214	664,100	632,058	404,996
Myrobalans . . . "	379,933	609,843	546,907	416,778	470,258	131,191	194,398	173,359	156,814	194,637
Safflower . . . "	2,867	3,552	4,123	3,856	3,491	2,792	3,662	7,330	7,661	8,526
Turmeric . . . "	5,831	7,141	12,557	3,750	3,089	3,607	5,524	11,258	4,640	6,018
Other sorts (including lac-dye) . . . "	114	585	762	1,378	367	213	198	295	748	395
Total Dyeing and Tanning substances . . .	399,815	635,438	579,756	445,273	497,512	602,734	791,054	850,416	803,366	708,369
Fodder, Bran, and Pollards (excluding oil-cake)—										
Bran and pollards . . . tons	1,592	2,885	685	794	225	8,329	14,602	3,400	3,085	1,601
Other sorts . . . cwt	96,713	48,117	53,835	55,280	35,304	27,071	21,880	26,817	28,190	19,277
Total Fodder, Bran, and Pollards . . . value	—	—	—	—	—	35,400	36,491	30,316	32,184	20,878
Fruits and Vegetables—										
Fresh fruits and vegetables—										
Fresh fruits . . . "	—	—	—	—	—	432	143	160	73	—
Fresh Vegetables of all kinds . . . "	—	—	—	—	—	3,538	6,070	2,405	340	157
Fruits and vegetables: dried, salted or preserved, all sorts . . . cwt	30,014	62,197	28,379	23,477	26,743	10,200	27,160	20,634	15,530	25,707
Total Fruits and Vegetables . . . value	—	—	—	—	—	23,170	33,379	23,190	15,961	25,954

INDIAN MERCHANDISE—continued

PRINCIPAL AND OTHER ARTICLES	QUANTITY					VALUE				
	1914-15	1915-16	1916-17	1917-18	1918-19	1914-15	1915-16	1916-17	1917-18	1918-19
BENGAL—contd.										
CALCUTTA—contd.										
Grain, Pulse, and Flour—										
Barley cwts	1,075	1,470	20,550	1,051	861	479	683	9,210	813	608
Gram "	22,454	6,513	6,500	12,936	5,478	7,896	2,767	2,529	4,993	2,531
Jawar and Bajra "	31,968	2,605	3			9,935	831	1		
Lentils(a) "					109,574					52,100
Maize "	1,474	1	1		9	679		†		5
Oats "	11,899	48,623	8,745	6,681	6,746	4,986	22,647	4,293	3,044	4,308
Pulse(b) "	815,035	600,940	232,243	608,886	389,416	355,282	302,861	136,682	370,261	178,631
Rice in the husk "	220	32	214	92	1,649	65	11	69	23	555
Rice, not in the husk "	3,403,808	1,508,068	1,281,309	4,426,875	3,055,549	1,769,756	841,151	742,165	712,705	1,621,333
Wheat (private and Government) "	32,318	962,076	158,072	2,528,193	507,243	14,610	410,325	60,831	1,092,511	245,251
Wheat flour "	85,270	105,982	151,343	412,941	52,522	47,681	67,485	93,269	280,070	39,557
Other sorts "	6,948	57	199		30	2,039	20	88		13
Total Grain, Pulse, and Flour "	4,412,469	3,236,353	1,918,289	4,992,056	4,129,082	2,213,408	1,648,821	1,058,137	2,364,434	2,139,882
Hardware and Cutlery (including plated ware) value						3,591	5,112	5,237	2,183	3,326
Hides and Skins, Raw—										
Hides, Raw—										
Buffalo hides { cwts	166,961	136,095	210,866	51,721	25,078	778,096	538,415	1,000,445	238,305	93,843
{ =no.	=1,056,983	=867,522	=1,223,112	=325,129	157,353					
Cow { cwts	850,492	604,167	328,906	241,681	162,408	1,353,559	2,736,858	1,842,173	1,073,988	649,935
{ =no.	=4,741,810	=6,321,720	=3,972,541	=2,952,780	2,210,998					
Calf skins { cwts	13,510	13,305	10,685	12,488	7,520	59,480	57,457	108,264	85,031	34,534
{ =no.	=463,110	=533,689	=719,663	=537,896	301,878					
Other hides { cwts	219					907				
{ =no.	=1,900									
Total Hides, Raw { cwts	531,182	852,567	559,457	305,390	195,006	2,692,039	3,332,730	3,040,882	1,377,374	778,362
{ =no.	=6,263,303	=7,722,931	=5,915,316	=3,815,614	2,670,329					
Skins, Raw—										
Goat skins { cwts	159,290	160,082	144,375	145,100	177,122	749,949	819,354	1,478,815	1,170,471	1,763,111
{ =no.	=8,218,230	=9,349,052	=11,348,496	=9,781,259	12,318,516					
Sheep skins { cwts	2,992	4,401	2,151	4,782	12,151	12,841	21,259	13,127	24,008	73,452
{ =no.	=254,141	=348,010	=134,838	=336,614	987,409					
Other skins { cwts		103		416	119		200		2,980	3,811
{ =no.		=750		=122,240	22,899					
Total Skins, Raw { cwts	162,282	164,586	146,526	150,397	189,392	762,790	841,313	1,491,942	1,197,459	1,880,374
{ =no.	=8,472,371	=9,697,812	=11,478,334	=10,290,113	13,328,824					
Cuttings of hides and skins (raw) bwts	15,169	14,852	7,585	4,939	8,199	12,582	8,437	4,795	3,499	2,666
Total Hides and Skins, raw { cwts	708,693	832,005	713,568	461,136	392,597	3,467,411	4,182,480	4,537,619	2,578,332	2,611,395
{ =no.	=14,736,174	=17,420,743	=17,393,659	=14,105,927	=15,999,053					
Horns, tips and pieces of horn, and hornmeal cwts	19,976	7,622	6,848	8,087	11,012	20,979	15,238	11,089	17,638	13,246

(a) Separately recorded from April, 1918

* Rs. 8=10s. 8d.
† Rs. 5=6s. 8d.

(b) Includes "Lentils" prior to April, 1918

No. 12—continued
EXPORTS—continued

INDIAN MERCHANDISE—continued

PRINCIPAL AND OTHER ARTICLES	QUANTITY					VALUE				
	1914-15	1915-16	1916-17	1917-18	1918-19	1914-15	1915-16	1916-17	1917-18	1918-19
						£	£	£	£	£
BENGAL—continued										
CALCUTTA—continued										
Instruments, Apparatus, and Appliances, and parts thereof—										
Musical . . . value	—	—	—	—	—	3,859	4,497	11,078	4,021	4,879
Other kinds . . .	—	—	—	—	—	38	110	21	8	120
Total of Instruments, apparatus, and appliances, and parts thereof ..	—	—	—	—	—	3,897	4,607	11,099	4,029	4,999
Jewellery (excluding imitation jewellery, and Precious stones and pearls, unset), also plate of gold and silver—										
Jewellery . . .	—	—	—	—	—	998	1,081	915	128	185
Plate of gold and silver . . .	—	—	—	—	—	—	—	—	—	—
Total of Jewellery ..	—	—	—	—	—	998	1,081	915	128	185
Lac—										
Button . . . cwts	23,502	12,572	3,072	2,750	2,520	83,029	38,027	12,866	26,282	37,532
Seed . . . "	10,600	23,601	27,789	6,958	5,570	23,447	51,389	111,989	50,567	44,510
Shell . . . "	307,562	358,020	324,151	287,164	215,818	930,944	1,031,424	1,699,601	2,372,716	1,802,686
Stick . . . "	1,100	3,497	7,459	1,504	4	2,643	7,582	23,456	7,550	27
Other kinds (excluding lac-dye) . . .	19,043	17,491	18,230	21,523	6,569	13,609	13,129	17,857	37,819	12,486
Total of Lac ..	363,807	415,781	380,701	319,908	231,481	1,062,732	1,141,551	1,865,769	2,406,934	1,897,342
Leather—										
Hides, tanned or dressed { .. } =no. {	8	154	88	40	50	56	1,021	1,513	1,104	919
Skins, tanned or dressed { cwts } =no. {	1,119	747	11	3	283					
	=153,600	=151,483	=548	=2,529	56,208	15,666	10,473	155	162	8,215
Total Hides and Skins, tanned or dressed { cwts } =no. {	1,127	901	99	43	333	15,722	11,494	1,668	1,256	9,134
Unwrought . . . cwts	269	189	285	81	275	4,168	3,120	6,084	2,152	1,997
Manufactures of (excluding boots and shoes)—										
Saddlery and harness . value	—	—	—	—	—	33	60	156	208	5
Other sorts . . .	—	—	—	—	—	385	186	277	101	3
Total of Leather ..	—	—	—	—	—	20,308	14,860	8,185	3,777	11,139
Manures—										
Bones . . . tons	28,032	27,072	20,530	13,495	7,185	130,698	128,194	103,119	66,995	84,284
Fish Manures and Guano	403	3,882	..
Sulphate of Ammonia(a) ..	—	—	1,964	3,643	4,548	—	—	38,489	79,787	105,358
Other kinds . . . "	177	188	1,224	310	2,167	910	3,688	14,184	4,220	41,443
Total Manures ..	28,209	27,260	23,718	17,851	13,000	140,608	131,877	155,799	154,890	181,096

(a) Separately recorded from April, 1916

TRADE AT CHIEF PORT
CALCUTTA

(58)

No. 12—continued
EXPORTS—continued

INDIAN MERCHANDISE—continued

PRINCIPAL AND OTHER ARTICLES	QUANTITY					VALUE				
	1914-15	1915-16	1916-17	1917-18	1918-19	1914-15	1915-16	1916-17	1917-18	1918-19
BENGAL—continued						\$	£	\$	£	£
CALCUTTA—continued										
Metals and ores—										
Brass, Bronze, and similar alloys—										
Unwrought . . . cwts	..	148	928	423	4,685
Wrought . . . "	713	974	1,260	42	1,181	3,492	5,923	7,083	890	15,884
Total Brass, Bronze, and similar alloys . . . "	713	1,122	2,188	42	1,181	3,492	6,346	11,768	890	15,884
Chromite (chromic iron ore) . . . tons	3,204	6,839
Copper—										
Ore "	559	5,088
Wrought (sheets and other manufactures) . . . cwts	640	418	1,315	239	1	3,427	2,487	6,476	1,097	6
Total copper value	—	—	—	—	—	8,515	2,487	6,476	1,097	6
Ferro manganese . . . tons	10,878	272,045
Iron or steel—										
Ore "	1	..	1,009	2	..	5,710
Pig "	52,054	71,368	102,249	49,744	9,596	182,809	249,572	356,490	200,237	70,497
Manufactures—										
Old, for re-manufacture . . . "	298	98	5,944	2,200	250	704	160	9,604	4,940	250
Others "	114	853	370	89	200	1,156	9,027	5,751	2,975	8,762
Total iron or steel . . . "	52,467	72,317	109,572	52,933	10,046	184,471	258,759	377,564	208,152	74,599
Manganese ore . . . "	61,054	77,648	293,337	178,323	204,935	77,719	107,836	372,129	273,209	283,205
Metals, unenumerated . . . cwts	801	2,838	1,305	102	1,299	637	4,997	4,863	1,402	2,410
Ores, unenumerated . . . tons	2,431	161	1,028	1,317	1,604	3,552	3,497	28,568	28,255	49,440
Total of Metals and Ores . . . value	—	—	—	—	—	278,386	389,922	796,363	512,505	704,206
Mica cwts	25,344	27,117	52,890	55,946	46,446	153,618	178,880	297,579	521,588	532,889
Oils—										
Animal gals.	..	13	5	10,127	2	1	1,339	..
Essential—										
Sandalwood oil . . . "	2,188	32,955
Other sorts "	761	5,704	793	1,052	747	783	2,016	1,032	8,636	1,908
Mineral	797	3,136	144	875	3,611	51	266	129	11	463
Vegetable, non-essential—										
Castor "	804,213	1,045,177	598,283	831,502	645,818	75,258	93,108	64,023	106,578	111,922
Coconut "	28,342	22,578	23,743	479,938	2,468,998	4,385	3,305	3,732	65,313	866,764
Groundnut "	10,011	7,474	19,278	121,782	111,584	1,332	864	2,373	15,396	17,665
Linseed "	128,205	280,006	176,207	555,684	1,231,666	27,335	47,111	32,515	126,785	318,538
Mustard or rape . . . "	402,374	457,820	545,439	477,293	246,625	48,057	49,829	63,321	57,822	48,089
Sesamum "	24,328	3,506	..
Other sorts "	1,587	9,016	7,653	..	4	248	1,163	873	..	3
Total Oils "	1,376,200	1,830,924	1,371,545	2,493,586	4,711,243	157,429	197,814	167,900	385,631	898,238
Oilcakes—										
Coconut cake cwts	21,991	5,424
Groundnut cake "	..	200	..	271,580	156,864	..	51	..	61,059	37,172
Linseed, rape, and sesamum cake . . . "	466,475	380,178	529,081	166,853	51,894	119,143	94,766	112,070	80,842	19,676
Others "	118,198	91,160	18,967	60,244	38,016	32,715	23,493	3,415	16,896	11,676
Total Oilcakes "	584,673	471,538	548,048	498,677	271,765	151,858	118,300	115,485	108,897	73,948

No. 12—continued
EXPORTS—continued

INDIAN MERCHANDISE—continued

PRINCIPAL AND OTHER ARTICLES	QUANTITY					VALUE				
	1914-15	1915-16	1916-17	1917-18	1918-19	1914-15	1915-16	1916-17	1917-18	1918-19
BENGAL—continued						£	£	£	£	£
CALCUTTA—continued										
Opium	10,856 =15,912	8,786 =12,880	8,710 =12,765	8,408 =12,328	10,467 15,951	1,175,629	980,123	1,397,680	1,005,166	2,086,050
Paints and painters' materials—										
Paints and colours	394	4,042	7,322	1,566	1,490	1,030	4,829	14,908	3,247	2,331
Painters' materials value	—	—	—	—	—	2	438	1,693	32	626
Total Paints and Painters' materials	—	—	—	—	—	1,032	5,267	16,601	3,279	3,957
Paper and pasteboard—										
Printing paper	8,044	4,981	2,342	14,126	13,919	8,692
Other kinds of paper	169	486	848	281	1,307	1,086
Pasteboard, millboard, and cardboard of all kinds	150	261	43	558	925	267
Total of Paper and Pasteboard	9,263	5,728	3,733	14,965	16,151	10,045
Paraffin wax	18,605	28,480	25,177	16,849	23,337	26,281	28,557	27,664	29,126	43,164
Perfumery (not being perfumed spirits)—										
Musk	6	29	10	86	..	2
Other sorts	—	—	—	—	—	2,406	2,695	2,385	11,925	1,863
Total of Perfumery	—	—	—	—	—	2,406	2,705	2,471	11,925	1,865
Provisions and Oilman's stores—										
Ghi	3,422,852	3,328,944	3,231,975	2,896,769	2,106,456	135,388	133,162	135,477	138,053	122,947
Pickles, Chutnies, and Con- diments	3,760	4,302	3,545	2,542	3,224	9,461	11,552	10,754	11,481	13,007
Other sorts of provisions	2,570	2,703	2,255	2,627	1,913	4,418	3,314	2,400	3,577	3,902
Total Provisions and oilman's stores	—	—	—	—	—	149,267	148,028	148,637	154,011	139,916
Rubber—										
Raw	13,776	1,456	4,704	4,592	4,115	1,184	195	329	416	383
Manufactures	—	—	—	—	—	1
Total Rubber	—	—	—	—	—	1,184	195	330	416	383
Seeds—										
Oil-seeds—										
Essential—										
Aniseed	655	455	2,720	1,472	3,629	797	467	2,849	914	2,297
Coriander	33,352	40,623	36,450	43,486	38,159	16,136	30,797	27,810	22,906	18,845
Cumin (other than black)	2,274	2,448	2,513	1,192	2,280	4,909	7,632	7,900	3,437	6,556
Cumin, black	1,027	1,955	1,911	3,296	2,208	854	1,732	2,597	4,908	3,076
Other sorts	1,780	1,782	1,578	4,780	3,680	1,055	1,134	1,316	3,322	3,723
Total Essential	39,088	47,323	45,179	51,226	49,956	23,742	41,762	42,562	35,575	34,500
Non-essential—										
Castor	62,020	92,297	95,101	62,360	90,316	26,640	37,748	54,452	29,154	82,996
Cotton	4,996	310	1,080	75
Groundnuts	156,580	49,342	80,717	27,502
Linseed	4,141,946	1,974,177	2,015,792	572,695	2,503,493	2,231,428	950,067	1,073,059	289,019	1,859,392
Mowa or mowra	8,621	7	..	1	3	3,818	0	..	2	2
Niger	293	..	470	111	280	213	..	513	50	229
Poppy	34,601	2,954	610	796	15,612	25,048	1,515	468	462	13,594
Rape	119,057	188	68,801	317,062	186,541	61,654	112	32,324	171,425	109,207
Sesamum (til or jinjill)	10,252	2,657	397	17,168	1,975	5,899	1,017	170	12,719	1,424
Tea	4,200	2,696	2,610	2,253	1,211	95,745	28,174	27,454	25,687	14,324
Other sorts	3,852	2,514	2,053	2,055	1,257	1,703	1,476	1,506	1,298	892
Total non-essential	4,389,801	2,077,710	2,185,894	1,120,087	2,852,065	2,393,227	1,020,193	1,100,840	610,438	2,109,562

TRADE AT CHIEF PORT
CALCUTTA

(60)

No. 12—continued
EXPORTS—continued

INDIAN MERCHANDISE—continued

PRINCIPAL AND OTHER ARTICLES	QUANTITY					VALUE				
	1914-15	1915-16	1916-17	1917-18	1918-19	1914-15	1915-16	1916-17	1917-18	1918-19
BENGAL—continued						£	£	£	£	£
CALCUTTA—continued										
SEEDS—continued										
Other than oil-seeds. cwts	2,072	133	6,283	630	204	965	120	3,450	523	428
Total Seeds ..	4,430,961	2,125,166	2,237,355	1,174,943	2,902,225	2,417,984	1,082,075	1,330,852	646,536	2,144,490
Specimens illustrative of natural science .. value	—	—	—	—	—	17,669	643	1,672	1,223	710
Spices—										
Cardamoms . . . lbs	55,489	4,351
Chillies . . . "	4,669,709	4,222,049	2,014,215	2,227,123	307,045	55,181	44,812	18,659	21,840	4,000
Ginger . . . "	66,338	41,061	33,014	57,333	206,980	546	421	1,339	759	5,380
Pepper . . . "	124,817	94,082	65,731	716,936	727,872	2,649	2,331	2,161	21,735	23,168
Other sorts . . . "	189,102	104,242	174,897	164,730	66,460	3,643	2,574	2,928	3,526	2,631
Total Spices ..	5,039,966	4,461,434	2,342,857	3,166,122	1,363,746	62,019	50,188	25,107	47,960	44,530
Sugar—										
16 Dutch standard and above . . . cwts	8,805	137	3,816	9,993	175	6,132
15 Dutch standard and below . . . "	34	34	64	10	22	46
Total Sugar	8,839	171	3,880	10,012	197	6,178
Tallow and Stearine	3,492	3,544	10,014	10,868
Tea—										
Black . . . lbs	226,625,477	248,167,836	201,692,633	279,233,124	201,966,067	7,619,713	9,772,851	7,771,176	8,758,909	6,683,706
Green . . . "	106,888	127,049	104,051	4,258	22,984,331	3,764	5,369	3,928	195	514,630
Total of Tea ..	226,732,365	248,294,885	201,796,684	279,237,382	224,950,398	7,623,477	9,778,220	7,775,104	8,759,103	7,898,336
Tea waste, for the manufacture of Caffeine ..	2,969,531	3,635,121	3,449,492	7,116,498	1,641,320	17,585	26,554	30,613	106,826	26,308
Textiles—										
Cotton—										
Raw . . . cwts	359,595	389,643	256,643	147,791	92,940	695,345	761,471	681,709	543,639	471,675
Kapok . . . "	6,909	7,829	6,089	2,869	1,850	14,087	13,372	11,321	9,518	4,565
Twist and yarn—										
Mule and water, Nos. 1 to 10 . . . lbs	795,462	1,561,520	311,781	1,004,601	401,050	20,802	37,681	8,272	38,450	27,033
Nos. 11 to 20 . . . "	1,081,182	952,782	894,901	2,552,060	169,800	23,609	26,442	25,625	129,535	11,297
Nos. 21 to 30 . . . "	24,840	15,892	71,635	7,541	174,600	892	573	2,521	251	17,257
Nos. 31 to 40 . . . "	240	120,000	8,400	21	13,920	577
Above No. 40 . . . "	12,400	1,897
Orange, red, and other colours, Nos. 21 to 40 . . . "	400	59
.. above No. 40 . . . "	41	4
Unspecified descriptions of Twist and Yarn	112	20
Total Twist and Yarn ..	1,901,765	2,530,194	1,273,317	3,684,142	755,762	55,828	64,698	30,418	182,156	53,130

No. 12—continued
EXPORTS—continued

INDIAN MERCHANDISE—continued

PRINCIPAL AND OTHER ARTICLES	QUANTITY					VALUE				
	1914-15	1915-16	1916-17	1917-18	1918-19	1914-15	1915-16	1916-17	1917-18	1918-19
BENGAL—continued						£	£	£	£	£
CALCUTTA—continued										
Textiles—continued										
Cotton—continued										
Manufactures—										
Piece goods—										
Grey (unbleached) yards	8,860	12,814	51,434	155,346	2,512	135	291	1,038	3,277	114
White (bleached) "	30,586	40,882	48,411	29,451	4,534	1,735	1,081	2,008	777	357
Coloured, printed, or dyed "	119,090	141,420	77,229	375,210	96,787	4,110	3,809	2,118	10,915	5,167
Other sorts of manufactures value	—	—	—	—	—	1,465	2,832	5,839	9,963	5,490
Total of Cotton manufactures (including twist and yarn) "	—	—	—	—	—	62,773	72,709	47,421	207,088	60,264
Total of Cotton, raw and manufactures "	—	—	—	—	—	772,205	848,052	740,451	760,245	545,504
Haberdashery and millinery "	—	—	—	—	—	1,649	749	473	1,556	663
Flax—										
Raw lbs	7,168	..	15,000	29	..	100
Manufactured value	—	—	—	—	—	966	439	2,615	801	7,228
Hemp (chiefly Sann)—										
Raw cwts	352,793	319,032	341,197	136,735	267,816	311,193	343,490	464,740	166,709	377,852
Manufactures (excluding cordage) value	—	—	—	—	—	68	375	..	245	..
Total of Hemp, raw and manufactures "	—	—	—	—	—	311,261	343,865	464,740	166,954	377,852
Jute—										
Raw tons	469,750	579,154	513,218	271,250	375,856	7,885,900	9,926,300	10,130,116	4,163,151	7,896,565
Twist and yarn lbs	50,741	817,302	3,376,155	3,925,183	5,114,752	853	10,965	51,959	64,382	134,850
Manufactures—Canvas yards	70,406	264,056	3,868	18,156
Gunny bags—										
Sacking gunny bags {no. tons	—	—	331,782,861	284,092,370	284,989,075	—	—	8,737,756	8,661,512	10,837,720
Hessian gunny bags {no. tons	—	—	470,130,077	471,521,775	295,957,350	—	—	5,411,382	4,211,898	3,972,853
Gunny bags {no. tons	396,532,515	792,736,169	801,912,738	755,614,145	580,946,425	8,372,285	13,401,960	14,149,138	12,893,410	14,810,573
Gunny cloth—										
Sacking gunny cloth {yards tons	41,534,063	19,859,477	28,085,653	504,899	251,099	439,747
Hessian gunny cloth {yards tons	1,180,868,326	1,176,421,226	1,074,448,000	12,561,978	15,121,806	19,341,646
Gunny cloth {yards tons	1,056,969,335	1,191,434,479	1,228,403,289	1,196,260,713	1,102,533,663	8,735,102	11,769,399	13,366,877	15,373,365	19,781,393
Rope and twine cwts	62,138	73,846	72,991	66,731	87,750	73,981	85,167	90,271	121,397	250,328
Other kinds "	993	1,575	446	336	677	553	2,162	680	254	467
Total of Jute manufactures (including twist and yarn) value	—	—	—	—	—	17,182,774	25,269,653	27,604,925	28,457,176	34,995,407
Total of Jute, raw and manufactures "	—	—	—	—	—	25,068,674	35,195,953	37,904,041	32,620,327	42,892,032
Silk—										
Raw—										
Mulberry silk (excluding tasar and other wild silk) lbs	28,903	23,827	70,467	44,303	53,024	17,968	13,760	54,558	35,109	56,857
Chasam or waste "	181,365	367,040	311,626	243,210	173,283	8,761	13,249	23,415	21,081	14,240
Cocoons "	30,246	5,710	7,750	14,101	3,750	2,407	467	620	1,325	455
Total Mulberry "	240,514	396,587	389,843	301,614	230,057	29,136	32,476	78,593	58,115	71,561
Wild silk, tasar, munga, oris, and others—										
Chasam or waste "	800	700	2,352	..	2,000	47	28	120	..	67
Cocoons "	39,240	26,800	73,800	85,873	42,500	2,704	1,787	3,788	8,086	3,775
Total Wild "	40,040	27,500	76,152	85,873	51,500	2,751	1,815	3,908	8,086	3,842
Total Silk, raw "	280,554	424,087	465,995	387,487	281,557	31,887	34,291	82,501	66,201	75,403

TRADE AT CHIEF PORT
CALCUTTA

(62)

No. 12—continued
EXPORTS—continued

INDIAN MERCHANDISE—concluded

PRINCIPAL AND OTHER ARTICLES	QUANTITY					VALUE				
	1914-15	1915-16	1916-17	1917-18	1918-19	1914-15	1915-16	1916-17	1917-18	1918-19
BENGAL—continued						£	£	£	£	£
CALCUTTA—continued										
TEXTILES—continued										
Silk—continued										
Manufactures—										
Goods of silk mixed with other materials . . . yards	175	2,804	5,915	16,287	46,630	5	340	264	1,120	3,244
Piece goods . . . "	93,550	104,018	87,718	29,272	14,337	6,220	7,480	6,219	2,481	1,361
Other sorts . . . lbs	100	492	21	40
Total of silk manufactures . . . value	—	—	—	—	—	6,246	7,860	6,483	3,607	4,605
Total of Silk, raw and manufactures . . . "	—	—	—	—	—	38,133	42,151	38,984	69,808	80,008
Wool—										
Raw . . . lbs	32,704*	362,562*	274,640	2,200	224	409	17,475	17,397	147	60
Manufactures—										
Carpets and rugs . . . "	495,636	827,978	789,492	471,936	637,627	43,958	69,270	76,781	45,063	74,112
Piece goods . . . yards	2,384	200	5,952	95	73	959
Shawls . . . no.	2,778	1,271	1,388	202	..	873	407	599	150	..
Other sorts . . . lbs	7,006	14,028	17,133	552	28	1,888	953	2,314	146	4
Total of Woollen manufactures . . . value	—	—	—	—	—	46,814	70,793	80,603	45,359	74,116
Total of Wool and woollens . . . "	—	—	—	—	—	47,223	88,268	98,060	45,506	74,176
Tobacco—										
Unmanufactured . . . lbs	2,530,383	6,303,638	15,201,272	3,151,366	4,825,657	13,599	32,949	111,316	39,327	182,257
Manufactured . . . "	366,900	429,101	236,978	168,144	151,182	3,662	4,013	2,779	1,940	1,881
Total of Tobacco . . . "	2,897,283	6,732,739	15,438,250	3,319,500	4,976,839	17,261	36,962	114,095	41,267	184,138
Toys and requisites for games and sports, including fishing tackle (other than fire-arms) value	—	—	—	—	—	1,660	758	400	882	1,516
Wax of all kinds, other than paraffin wax (excluding candles) . . . cwts	3,331	3,365	5,143	3,647	3,730	23,289	19,946	30,202	25,766	27,754
Wood and Timber—										
Timber, other than railway sleepers—										
Teakwood . . . cubic tons	98	120	23	108	155	1,736	2,270	268	1,741	2,917
Other timber . . . "	32	64	248	4	19	169	503	2,153	13	280
Wood—										
Firewood . . . tons	1	19
Ornamental—										
Ebony . . . value	—	—	—	—	—	1
Sandal . . . "	—	—	—	—	—	1,104	2,255	1,816	979	842
Other kinds . . . "	—	—	—	—	—	7	..
Manufactures of wood, other than furniture and cabinet-ware . . . "	—	—	—	—	—	3,916	1,702	838	426	518
Total of Wood and Timber . . . "	—	—	—	—	—	6,027	6,730	5,080	3,166	4,467
Articles (not specified) exported by post . . . "	—	—	—	—	—	40,586	47,624	143,336	177,392	236,748
All other articles of merchandise—										
Unmanufactured . . . "	—	—	—	—	—	41,123	35,462	36,907	16,479	20,627
Manufactured . . . "	—	—	—	—	—	14,273	19,915	16,529	13,369	22,795
GRAND TOTAL (EXCLUSIVE OF GOVERNMENT STORES)	—	—	—	—	—	47,061,053	58,740,093	61,513,553	56,258,176	67,769,322

* Heavy decrease is due to the transfer of Tibet wool from Indian to foreign merchandise

No. 12—continued
EXPORTS—continued

GOVERNMENT STORES

PRINCIPAL AND OTHER ARTICLES	QUANTITY					VALUE				
	1914-15	1915-16	1916-17	1917-18	1918-19	1914-15	1915-16	1916-17	1917-18	1918-19
BENGAL—continued						£	£	£	£	£
CALCUTTA—continued										
Apparel (including drapery, uniforms, accoutrements, but excluding hosiery) . . . value	—	—	—	—	—	378	1,232	1,022	500	4,051
Boots and shoes . . . pairs	8,230	840	8,462	1,665	3,728	2,019	221	575	555	1,532
Drugs, Medicines, and Narcotics . . . value	—	—	—	—	—	81,459	325,882	548,840	684	372
Metals and Ores—										
Brass, Bronze, and similar alloys—										
Wrought . . . cwts	2,223	3,006	10,294	33,218	..
Copper—										
Wrought . . . "	400	..	631	183	..	2,667	..	0,217	1,333	..
Metals and Ores, un- enumerated . . . "	2,348	12,914
Opium . . . { chest =cwts	5,194 =7,598	4,411 6,471	692,533	680,933
All other stores—										
Unmanufactured . . . value	—	—	—	—	—	2,712	2,565	6,125	624	11,287
Manufactured . . . "	—	—	—	—	—	3,058	4,928	11,053	8,851	17,885
GRAND TOTAL . . . "	—	—	—	—	—	94,093	334,828	597,640	738,198	616,060

FOREIGN MERCHANDISE

PRINCIPAL AND OTHER ARTICLES	QUANTITY					VALUE				
	1914-15	1915-16	1916-17	1917-18	1918-19	1914-15	1915-16	1916-17	1917-18	1918-19
Apparel (including drapery, uniforms, accoutrements, but excluding hosiery and boots and shoes) . . . value	—	—	—	—	—	£ 3,195	£ 4,105	£ 3,828	£ 4,210	£ 1,532
Carrriages and carts (excluding railway carrriages), and parts thereof . . . "	—	—	—	—	—	9,097	5,389	4,823	1,017	806
Chemicals and chemical preparations . . . "	—	—	—	—	—	16,832	7,403	5,670
Coral . . . lbs	802	1,407	982	882	..	615	747	807	340	—
Drugs and Medicines (excluding chemicals and narcotics) . . . value	—	—	—	—	—	2,088	5,532	3,104	5,718	4,918
Grain, Pulse, and flour—										
Wheat . . . cwts	79,433	47,948
Other sorts . . . "	13	6
Gums and Resins . . . "	8,251	31,583
Hardware (excluding cutlery and electro-plated ware) . . . "	—	—	—	—	—	18,601	11,548	11,873	16,638	28,137
Hides and Skins, raw—										
Hides, raw . . . { cwts =no.	3,011 =28,100	18,733	..
Skins, raw . . . { cwts =no.	1,913 =178,761	5,752 =555,292	21,987	54,873
Instruments, Apparatus, and Appliances, and parts thereof—										
Electrical . . . value	—	—	—	—	—	4,840	1,375	2,246
Musical—										
Talking machines and accessories . . . "	—	—	—	—	—	8,516	8,577	4,442	11,223	6,578
Other sorts . . . "	—	—	—	—	—	292	749	435	760	179
Other kinds . . . "	—	—	—	—	—	7,502	8,511	1,015	1,152	993
Total of Instruments, Apparatus, and Appliances . . . "	—	—	—	—	—	16,310	17,837	10,732	14,510	9,998
Jewellery (excluding imitation jewellery and precious stones and pearls, unset), also plate of gold and silver . . . "	—	—	—	—	—	2,023	672	2,421	455	625
Machinery and millwork . . . "	—	—	—	—	—	7,506	7,013	26,723	7,383	5,759

FOREIGN MERCHANDISE—continued

PRINCIPAL AND OTHER ARTICLES	QUANTITY					VALUE				
	1914-15	1915-16	1916-17	1917-18	1918-19	1914-15	1915-16	1916-17	1917-18	1918-19
BENGAL—continued						£	£	£	£	£
CALCUTTA—continued										
Metals and Ores—										
Brass, Bronze, and similar alloys—										
Wrought cwts	1,607	60	16	6,980	138	264
Copper—										
Unwrought—										
Files, ingots, cakes, bricks, and slabs. "	..	1,500	6,050	20	5,958	86,713	153	..
Other sorts "	2,344	10,869
Wrought "	..	3	521	1	230	..	8	2,514	19	2,067
Iron or steel—										
Old, for re-manufacture tons	291	..	2,630	1	5	702	..	4,777	67	449
Other sorts "	133	490	1,435	274	265	1,512	6,734	30,139	7,359	8,958
Lead—										
Wrought, all sorts cwts	809	570	811	20	531	1,297	925	1,334	87	1,039
Metals, unenumerated "	3,093	5,965	6,107	515	3	4,786	13,225	18,147	5,133	40
Ores, unenumerated tons	30	50	..
Total of Metals and ores value	—	—	—	—	—	8,237	26,845	110,473	13,001	12,796
Oils gals.	100,369	10,748	1,017,163	7,578	990	15,724
Provisions and oilman's stores cwts	2,502	5,606	9,157	18,484
Spices lbs	189,701	8,797
Sugar—										
16 Dutch standard and above cwts	228,631	1,223	24,697	13,023	42,388	194,310	1,312	30,644	13,116	46,939
15 Dutch standard and below "	..	15	48	3	10
Confectionery "	22	3	..	261
Total Sugar "	228,631	1,238	24,767	13,023	42,388	194,313	1,315	30,915	13,116	46,939
Textiles—										
Cotton—										
Twist and yarn lbs	730	7,393	38,000	30	473	3,163
Manufactures—										
Handkerchiefs and shawls in the piece no.	6,300	..	9,360	37	804	78	..	184	22	12
Piece goods—										
Grey (unbleached) yards	229,415	164,524	61,462	378,756	295,818	2,400	2,490	990	5,333	11,293
White (bleached) "	364,343	450,034	299,251	239,016	169,660	4,429	5,407	5,089	5,127	6,194
Coloured, printed, or dyed "	60,658	93,227	35,905	160,746	205,931	1,093	1,589	767	3,704	12,928
Other sorts of manufactures value	—	—	—	—	—	245	849	1,596	5,012	3,901
Total of Cotton manufactures (including twist and yarn) "	—	—	—	—	—	8,284	10,808	8,570	19,198	37,491

No. 12—continued
EXPORTS—concluded

FOREIGN MERCHANDISE—concluded

PRINCIPAL AND OTHER ARTICLES	QUANTITY					VALUE				
	1914-15	1915-16	1916-17	1917-18	1918-19	1914-15	1915-16	1916-17	1917-18	1918-19
BENGAL—concluded						£	£	£	£	£
CALCUTTA—concluded										
Textiles—continued										
Flax manufactures—										
Canvas . . . yards	135	..	12,973	..	1,976	24	..	4,171	..	608
Other sorts, including bags and sacks . . . lbs	10,709	8,726	13,230	3,331	361	890	996	830	255	165
Total of flax manufactures . . . value	—	—	—	—	—	913	996	5,001	255	763
Silk, raw . . . lbs	164	133
„ manufactures . . . value	—	—	—	—	—	457	480	306	207	873
Wool, raw . . . lbs	1,509,904	373,800	423,500	44,941	14,725	17,317
„ manufactures . . . value	—	—	—	—	—	436	204	964	2,388	836
Total of wool and Woollens . . . „	—	—	—	—	—	45,377	14,929	18,281	2,388	836
Tobacco—										
Unmanufactured . . . lbs	1,838	35,341	61	1,064	..
Manufactured . . . „	1,621	573	20,159	98,077	5,020	498	300	6,139	4,371	890
Total Tobacco . . . „	1,621	573	21,997	133,418	5,020	498	300	6,200	5,375	890
Wood and Timber—										
Teak . . . cub. tons	25	12	..	335	183	..
Other timber . . . „	35	8	20	276	120	426
Manufactures of wood, other than furniture and cabinetware . . . value	—	—	—	—	—	8,740	3,402	8,930	2,079	18,799
Articles re-exported by post . . . „	—	—	—	—	—	8,588	9,814	12,608	25,315	82,185
All other articles of merchandise—										
Unmanufactured . . . „	—	—	—	—	—	1,269	3,291	1,158	5,781	3,850
Manufactured . . . „	—	—	—	—	—	20,591	19,013	10,016	16,406	30,486
GRAND TOTAL (EXCLUSIVE OF GOVERNMENT STORES) . . . „	—	—	—	—	—	359,004	144,636	307,828	212,065	471,201

GOVERNMENT STORES

PRINCIPAL AND OTHER ARTICLES	QUANTITY					VALUE				
	1914-15	1915-16	1916-17	1917-18	1918-19	1914-15	1915-16	1916-17	1917-18	1918-19
Arms, Ammunitions, and Military Stores—						£	£	£	£	£
Firearms, and parts thereof . . . value	—	—	—	—	—	4,957	6,041	200	4,389	27
Other sorts . . . „	—	—	—	—	—	546	21,595	1,369	2,734	2,428
TOTAL . . . „	—	—	—	—	—	5,503	27,636	1,638	7,123	2,455
Metals and Ores—										
Brass, Bronze, and similar alloys . . . cwt	1,200	8,000
Copper—Wrought . . . „	..	27	2,767	21	131	18,450	6,000	..
Metals, unenumerated . . . „	89	472	..
Railway plant and rolling-stock . . . value	—	—	—	—	—	19,830
Telegraphs, materials for constructions of . . . „	—	—	—	—	—	100,303
All other stores . . . „	—	—	—	—	—	4,609	8,022	3,348	2,107	976
GRAND TOTAL . . . „	—	—	—	—	—	10,112	35,839	46,268	15,702	111,824

TRADE AT CHIEF PORT
BALASORE

(66)

No. 12—continued

IMPORTS

Nil

EXPORTS

INDIAN MERCHANDISE

PRINCIPAL AND OTHER ARTICLES	QUANTITY					VALUE				
	1914-15	1915-16	1916-17	1917-18	1918-19	1914-15	1915-16	1916-17	1917-18	1918-19
BIHAR AND ORISSA—						£	£	£	£	£
BALASORE—										
Grain, Pulse, and Flour—										
Rice, not in the husk . . . cwt ^o	27,121	15,846
Oil cakes . . . "	66	32
GRAND TOTAL (EX- CLUSIVE OF GOVERN- MENT STORES) . . . Value	—	—	—	—	—	15,878

GOVERNMENT STORES

Nil

FOREIGN MERCHANDISE

Nil

210809

No. 12—continued
IMPORTS—continued

PRINCIPAL AND OTHER ARTICLES	QUANTITY					VALUE				
	1914-15	1915-16	1916-17	1917-18	1918-19	1914-15	1915-16	1916-17	1917-18	1918-19
BOMBAY—						£	£	£	£	£
BOMBAY (CHIEF PORT)—										
Animals, living—										
Horses no.	5,919	4,097	8,915	6,842	4,830	178,900	156,828	311,555	247,809	153,200
Other kinds "	891	475	442	273	258	3,642	2,020	3,808	1,555	1,709
Total of Animals, living ..	6,810	4,572	9,357	7,115	5,088	182,542	158,848	315,358	249,364	154,909
Apparel (excluding hosiery and boots and shoes)—										
Apparel (including drapery, uniforms, accoutrements) value	—	—	—	—	—	194,927	310,375	380,446	340,651	605,031
Gold and silver thread ..	—	—	—	—	—	42,256	100,895	100,833	97,375	151,535
Hats, caps, bonnets, and hatters' ware ..	—	—	—	—	—	54,181	89,919	62,407	86,610	32,512
Lametta lbs	89,352	144,113	160,211	71,719	186,625	9,718	16,958	26,039	22,239	61,547
Second-hand clothing value	—	—	—	—	—	4,862	2,736	2,689	4,149	3,142
Water-proofed clothing ..	—	—	—	—	—	1,786	5,868	1,530	6,278	2,669
Total of Apparel ..	—	—	—	—	—	307,725	476,271	573,780	507,302	856,386
Arms, Ammunition, and Military stores—										
Cartridge cases—										
Filled no.	1,348,792	1,512,046	1,699,584	1,037,998	2,462,267	3,899	3,371	6,000	3,598	11,456
Empty "	539,657	526,299	812,973	152,000	..	841	848	1,347	266	..
Explosives—										
Blasting fuse(a) { No. of coils cwts	—	—	—	—	445,365	3,900	5,248	4,518	8,487	11,725
.. gelatine ..	254	1,652	196	1,572	12,291	857
Dynamite ..	670	181	71	9	..	4,022	797	452	46	..
Gelatine dynamite ..	920	625	1,609	3,938	1,329	6,173	3,073	9,531	24,601	7,647
Others "	512	245	356	24	176	1,859	839	1,819	440	1,913
Fire-arms and parts thereof . . . value	—	—	—	—	—	14,772	10,420	10,381	7,565	6,175
Gunpowder—										
Common lbs	52,804	28,000	1,500	2,070	1,069	114
Sporting "	1,525	3,400	20,500	27,890	32,800	334	606	2,336	4,402	1,384
Other sorts value	—	—	—	—	—	3,760	4,229	5,062	2,057	4,262
Total of Arms, etc. ..	—	—	—	—	—	42,202	43,681	41,410	51,442	45,419
Art, works of (other than pictures) value	—	—	—	—	—	5,716	3,800	13,112	7,184	4,343
Belting for machinery—										
Of leather ..	—	—	—	—	—	98,964	110,676	164,740	218,350	148,797
.. other materials ..	—	—	—	—	—	16,840	31,470	44,875	100,872	88,187
Total of Belting for machinery ..	—	—	—	—	—	115,804	142,146	209,615	319,222	236,984
Bobbins(b) ..	—	—	—	—	—	—	—	—	—	191,262
Books, printed, and printed matter (not being Stationery), including maps and charts cwts	13,992	13,127	14,320	14,477	15,060	151,806	117,903	141,314	141,020	104,050
Boots and Shoes—										
Of leather pairs	272,107	261,276	347,979	157,559	209,608	69,403	78,931	129,120	64,509	97,096
.. other materials ..	114,927	172,390	177,406	66,522	90,308	4,362	8,831	12,693	6,497	17,242
Total of Boots and Shoes ..	387,034	433,666	525,475	224,081	299,974	73,770	87,762	141,819	71,006	114,338
Brushes and brooms doz	98,741	30,459	115,137	123,208	78,062	7,870	7,620	23,543	27,574	120,915

(a) Quantity shown in number of coils from April 1918
(b) Separately recorded from April 1918

TRADE AT CHIEF PORT
BOMBAY

(68)

No. 12—continued
IMPORTS—continued

PRINCIPAL AND OTHER ARTICLES	QUANTITY					VALUE				
	1914-15	1915-16	1916-17	1917-18	1918-19	1914-15	1915-16	1916-17	1917-18	1918-19
BOMBAY—continued										
BOMBAY (CHIEF PORT)—continued										
Building and Engineering materials, other than of iron, steel, or wood—										
Asphalt cwt	10,171	7,972	10,688	5,249	—	1,988	2,273	3,680	2,297	—
Bricks(a) no.	636,072	701,426	371,678	199,200	—	6,239	7,114	5,061	2,405	—
Bricks (other than fire bricks)(b) "	—	—	—	—	33	—	—	—	—	2
Fire bricks(b) "	—	—	—	—	529,740	—	—	—	—	10,566
Cement cwts	758,641	669,468	406,762	261,620	50,165	122,639	100,815	108,688	69,088	25,486
Clay "	20,754	18,378	13,709	14,555	14,897	2,715	2,719	2,200	2,530	4,721
Pipes of earthenware "	22,723	9,074	8,545	998	530	4,580	2,162	2,499	373	375
Tiles no.	12,475,933	10,041,563	11,168,503	6,931,726	6,242,150	44,374	47,803	50,629	48,127	59,217
Other kinds value	—	—	—	—	—	6,891	8,349	8,095	20,063	8,563
Total of Building and Engineering materials "	—	—	—	—	—	188,476	171,219	180,822	143,889	108,923
Buttons of all sorts "	—	—	—	—	—	—	60,566	115,046	69,034	50,338
Candles of all kinds lbs	348,399	174,144	164,177	323,342	12,500	7,858	4,585	5,681	11,240	637
Gauges and Rattans cwt	23,328	24,751	25,261	32,533	12,383	14,004	15,859	16,081	21,485	11,581
Carrriages and Carts (excluding railway carrriages), and parts thereof—										
Carrriages and carts no.	2,152	1,676	1,717	1,281	56	10,897	7,151	5,317	8,334	3,518
Parts of Carrriages and carts value	—	—	—	—	—	13,419	6,692	10,771	5,204	13,684
Perambulators and children's go carts(b) no.	—	—	—	—	983	—	—	—	—	3,653
Parts of Perambulators and children's go carts(b) value	—	—	—	—	—	—	—	—	—	67
Total of Carrriages and carts, etc. "	—	—	—	—	—	24,316	13,843	16,088	13,538	20,922
Chemicals and chemical preparations (excluding chemical manures and medicines)—										
Acids—										
Nitric cwt	2,106	658	2,545	436	170	4,856	3,124	12,679	2,120	550
Sulphuric "	17,404	1,351	1,397	270	12	15,799	1,341	1,935	365	64
Other sorts "	4,015	3,442	4,750	3,439	4,479	10,509	18,637	37,426	40,157	64,889
Alum(b) "	—	—	—	—	7,304	—	—	—	—	14,015
Aluminous sulphates(c) "	37,855	42,980	55,129	47,108	556	12,451	22,120	38,817	52,344	832
Ammonia and salts thereof "	5,455	5,421	5,026	7,033	2,687	11,385	14,328	10,329	27,748	18,664
Bleaching materials "	15,408	21,032	28,928	30,637	14,874	8,335	18,324	42,060	55,036	29,071
Carbide of Calcium "	3,082	2,653	4,410	1,707	9,291	2,298	2,253	6,135	3,549	31,692
Copperas "	8,853	33,264	71,983	4,877	3	2,015	14,711	29,816	2,245	4
Disinfectants "	3,598	6,300	10,795	10,338	6,146	9,089	8,828	16,760	22,176	17,720
Potassium compounds—										
Other sorts "	2,662	3,396	2,262	7,428	1,620	6,218	15,632	26,532	89,016	33,440
Soda compounds—										
Bicarbonate of soda (sodium bicarbonate) "	26,833	34,103	31,437	22,705	54,757	9,065	11,494	14,760	10,765	34,745
Borax (including boracic acid) "	3,265	3,714	3,287	6,255	3,418	3,378	4,932	5,682	14,224	7,647
Caustic soda (sodium hydroxide) "	16,706	14,454	16,715	29,345	21,772	11,213	12,094	25,749	65,974	40,959
Sodium carbonate (soda ash and soda crystals) "	44,008	43,867	42,110	88,518	121,727	10,777	12,276	14,433	34,492	49,174
Other sorts "	26,494	30,043	25,774	44,223	19,683	12,651	21,573	36,274	93,688	44,727
Sulphur "	22,328	39,156	38,385	48,609	10,628	7,028	11,956	14,025	27,766	7,028
Other sorts of chemicals value	—	—	—	—	—	60,884	182,787	166,135	279,050	189,814
Total of Chemicals, etc. "	—	—	—	—	—	227,941	376,410	509,623	820,715	585,935

(a) Subdivided into "bricks (other than fire bricks)" and "fire bricks" from April 1918
 (b) Separately recorded from April 1918
 (c) Include "Alum" prior to April 1918

No. 12—continued
IMPORTS—continued

PRINCIPAL AND OTHER ARTICLES	QUANTITY					VALUE				
	1914-15	1915-16	1916-17	1917-18	1918-19	1914-15	1915-16	1916-17	1917-18	1918-19
BOMBAY—continued						£	£	£	£	£
BOMBAY (CHIEF PORT)—continued										
China clay (a) cwts	—	—	440,887	332,173	412,864	—	—	137,063	117,560	190,250
Chinese and Japanese ware, (including Lacquered ware but excluding earthenware and porcelain) value	—	—	—	—	—	1,150	4,267	9,419	7,361	4,560
Clocks and Watches and parts thereof— Clocks and time-pieces no.	61,100	76,803	43,928	19,179	43,716	14,710	22,180	13,359	7,794	17,587
Watches ..	123,276	160,106	183,534	214,625	192,500	31,249	41,932	47,881	68,990	82,914
Parts of clocks and watches value	—	—	—	—	—	1,590	2,189	3,573	2,360	4,761
Total of Clocks and Watches, etc.	—	—	—	—	—	47,549	66,301	64,816	79,144	105,262
Coal, Coke, and Patent fuel— Coal tons	325,690	65,551	33,303	11,249	53,140	427,821	114,121	72,303	20,238	96,304
Coke ..	2,047	987	5,241	5,019
Patent fuel	1	1	..	8	5	28	43	..
Total of Coal, etc.	327,737	66,538	33,304	11,250	53,140	433,070	120,045	72,331	20,281	96,304
Coffee, other than roasted or ground cwts	6,362	6,952	7,708	18,696	747	18,911	19,173	24,427	50,384	2,726
Colr— Unmanufactured ..	1,906	765	8,236	1,344	..	745	261	2,910	474	..
Manufactured (excluding rope) ..	2,428	202	3,411	1,658	1,323	2,958	90	5,702	2,786	3,490
Total of Colr. ..	4,334	967	11,647	3,002	1,323	3,703	357	8,612	3,260	3,490
Cordage and rope of vegetable fibre (excluding jute and cotton) ..	10,861	8,904	10,155	11,772	10,670	33,624	26,171	37,446	50,530	66,603
Cork manufactures ..	922	1,465	2,182	2,432	1,773	3,906	6,369	12,650	17,704	12,232
Cutlery .. value	—	—	—	—	—	37,396	21,752	30,370	41,502	59,964
Cycles (other than motor cycles), and parts thereof and accessories— Cycles, imported entire or in sections no.	3,873	3,593	3,194	1,039	1,088	11,358	14,026	13,980	5,574	7,310
Parts of cycles and accessories value	—	—	—	—	—	12,612	11,273	10,014	18,475	21,717
Total of Cycles, etc.	—	—	—	—	—	23,970	25,299	23,994	24,049	29,027
Drugs and Medicines (excluding chemicals and narcotics)— Alkaloids cwts	3,020	3,253	6,267	2,795	2,013	20,070	16,551	28,692	17,598	9,593
Campher lbs	654,029	1,067,623	1,038,500	1,057,673	815,290	54,623	89,355	120,627	182,694	68,619
Cassia lignea cwts	25,438	36,549	19,901	22,107	26,126	33,089	42,551	58,098	36,988	61,686
Proprietary and patent medicines value	—	—	—	—	—	58,346	69,417	84,588	86,816	114,572
Quinine and Alkaloids thereof (including Cinchona and Peruvian bark)(b) lbs	22,795	—	—	—	—	15,933	—	—	—	—
Quinine— Cinchona bark ..	—	1,252	699	3,992	797	—	103	56	165	96
Quinine salts— Quinine sulphate or bisulphate(c) ..	—	27,955	7,168	26,596	40,175	—	23,383	11,905	32,293	61,501
Hydrochloride or Dihydrochloride(c) ..	—	1,063	786	1,047	1,650	—	951	1,192	1,592	2,592
Others(c) ..	—	1,030	1,460	5,433	6,129	—	1,562	2,183	4,301	8,483
Sarsaparilla and preparations thereof value	—	—	—	—	—	—	3,553	1,548	147	969
Other sorts of Drugs and medicines ..	—	—	—	—	—	103,056	130,921	161,321	128,570	210,061
Total of Drugs and medicines ..	—	—	—	—	—	290,100	378,847	440,110	491,705	539,371
Dyeing and Tanning substances— Cochineal .. cwts	1,356	2,162	1,367	1,175	2,256	13,705	21,915	21,660	19,384	33,486
Cutch and gambler ..	1,370	806	604	1,525	2,000	1,300	1,184	4,197	3,892	4,854

(a) Separately recorded from April 1916
(b) Sub-divided into "Quinine Salts" and "Cinchona bark" from April 1916
(c) Separately recorded from April, 1916

TRADE AT CHIEF PORT
BOMBAY

(70)

No. 12—continued
IMPORTS—continued

PRINCIPAL AND OTHER ARTICLES	QUANTITY					VALUE				
	1914-15	1915-16	1916-17	1917-18	1918-19	1914-15	1915-16	1916-17	1917-18	1918-19
BOMBAY—continued										
BOMBAY (CHIEF PORT)—continued										
Dyeing and Tanning substances—continued										
Dyes obtained from coal tar—										
Alizarine . . . lbs	2,693,699	122,749	274,258	134,320	1,198,715	67,986	7,093	52,410	64,254	88,853
Aniline . . . "	3,232,664	468,587	612,654	1,894,836	2,084,899	160,978	77,867	224,436	520,992	604,794
Indigo, synthetic cwts	2,477	107	53	39	61	25,738	3,956	1,362	440	309
Saffron . . . lbs	45,321	50,303	69,890	47,204	48,032	48,868	74,122	76,725	61,734	111,369
Other sorts (including lac-dye) cwts	17,041	31,416	63,886	43,196	6,460	11,340	26,312	136,810	81,598	14,037
Total of Dyeing and Tanning substances value	—	—	—	—	—	380,635	212,419	615,503	761,324	856,163
Earthenware and Porcelain (excluding pipes of earthenware) . . . "	—	—	—	—	—	122,105	151,528	142,193	112,068	175,469
Electroplated ware . . . "	—	—	—	—	—	9,004	8,934	10,112	6,347	9,040
Fireworks . . . "	—	—	—	—	—	30,308	39,716	45,688	39,529	28,711
Fish (excluding canned fish)—										
Fish, dry, unsalted cwts	29,505	35,677	16,686	15,103	13,734	9,457	10,074	4,518	3,623	5,046
Fish, dry, salted . . . "	10,795	16,082	15,234	12,170	8,628	9,788	14,591	11,022	12,111	8,028
Fishmaws and sharkfins . . . "	7,962	6,020	5,330	4,478	6,084	22,393	16,446	7,918	7,849	10,148
Total of Fish . . . "	48,262	57,789	37,250	31,756	33,446	41,638	41,111	22,458	23,583	23,217
Fodder, Bran, and Pollards (excluding oilcake) cwts	28,445	3,444	50,485	37,153	37,545	5,409	1,043	7,630	6,597	6,010
Fruits and Vegetables—										
Fresh fruits and vegetables—										
Fresh fruits . . . value	—	—	—	—	—	11,866	5,873	7,706	2,744	3,667
Fresh vegetables of all kinds . . . "	—	—	—	—	—	53,738	20,077	3,105	248	74
Total of fresh fruits and vegetables . . . "	—	—	—	—	—	65,654	25,950	10,901	2,992	3,741
Fruits and vegetables: dried, salted, or preserved, not being canned or bottled—										
Almonds . . . cwts	87,008	77,221	61,981	35,196	21,052	226,227	206,332	177,248	122,161	102,286
Currants and raisins . . . "	18,176	24,063	9,082	6,449	6,437	18,296	22,580	9,747	7,675	12,583
Dates . . . "	520,520	628,100	641,413	590,627	458,740	252,046	321,617	316,357	304,244	266,982
Other sorts . . . "	8,252	19,090	39,428	6,955	4,500	13,372	24,190	25,084	14,133	13,548
Total of fruits and vegetables: dried, etc. . . "	633,956	748,474	751,904	639,227	490,729	509,941	578,719	527,431	448,263	395,398
Total of Fruits and Vegetables value	—	—	—	—	—	575,395	599,669	538,332	451,255	399,139
Furniture and Cabinetware—										
Bedsteads . . . value	—	—	—	—	—	7,066	5,183	20,486	10,315	7,472
Furniture of wood (other than bedsteads) . . . "	—	—	—	—	—	2,662	975	1,764	2,491	5,070
Furniture of other materials (other than bedsteads) . . . "	—	—	—	—	—	21,510	25,003	38,044	21,546	28,420
Mouldings . . . "	—	—	—	—	—	8,490	5,882	9,745	6,079	10,228
Total of Furniture and Cabinetware . . . "	—	—	—	—	—	39,718	36,943	70,039	41,431	51,190
Glass and Glassware—										
Bangles . . . value	—	—	—	—	—	119,624	85,338	150,361	142,773	122,867
Beads and false pearls . . . cwts	11,237	8,713	11,619	8,365	3,946	38,541	39,058	68,049	72,227	42,019
Bottles and phials—										
Sodawater bottles gross	13,100	8,973	20,017	26,736	19,304	16,963	12,377	33,891	52,308	52,598
Others . . . "	72,924	159,389	116,883	310,479	87,763	13,410	27,742	31,232	68,072	42,927
Funnels, globes, and glass parts of lamps . . . value	—	—	—	—	—	31,223	65,955	36,023	62,463	35,990
Sheet and plate . . . sup. ft.	3,541,119	3,237,532	4,229,852	3,691,311	2,546,188	34,720	49,640	78,843	76,290	63,188
Tableware (including decanters, tumblers, etc.) . . . value	—	—	—	—	—	4,147	19,180	19,997	46,919	35,340
Other glassware . . . "	—	—	—	—	—	26,409	37,798	49,340	61,984	46,336
Total of Glass and Glassware . . . "	—	—	—	—	—	285,037	337,088	467,680	603,031	441,265

No. 12—continued
IMPORTS—continued

PRINCIPAL AND OTHER ARTICLES	QUANTITY					VALUE				
	1914-15	1915-16	1916-17	1917-18	1918-19	1914-15	1915-16	1916-17	1917-18	1918-19
BOMBAY—continued										
BOMBAY (CHIEF PORT)—continued										
Grain, Pulse, and Flour—										
Pulse cwt	111,829	174,112	23,583	887	44,170	48,404	78,493	11,073	412	49,028
Rice, not in the husk "	199,116	283,856	117,528	18,769	3,685	108,193	147,282	62,153	8,075	2,793
Wheat "	20,776	66	36	1	966,206	10,741	88	17	1	587,775
Other sorts "	3,862	9,212	7,335	2,051	10,775	1,038	3,011	2,136	1,917	9,012
Total of Grain, pulse, and flour "	335,083	467,246	148,482	16,708	1,024,866	168,376	228,819	75,879	10,405	640,508
Gums and Resins—										
Arabic "	4,003	9,165	6,298	6,672	5,768	4,706	11,956	8,880	10,791	12,096
Benjamin "	6,945	7,119	7,218	8,942	7,767	20,289	23,477	25,833	32,251	29,438
Olibanum or frankincense "	20,175	27,391	40,155	30,517	14,208	15,825	18,404	28,594	22,911	10,924
Rosin "	6,055	8,061	7,143	7,763	773	3,423	5,578	7,372	11,606	1,532
Other sorts "	6,989	27,981	12,073	10,419	15,418	9,162	28,680	30,799	23,367	50,993
Total of Gums and Resins "	44,147	79,617	72,885	64,513	43,936	52,895	83,185	101,478	100,928	113,983
Hardware, excluding Cutlery and Electro-plated ware—										
Agricultural implements value	—	—	—	—	—	6,070	6,314	5,636	3,205	2,086
Buckets of tinned or galvanised iron "	—	—	—	—	—	9,896	2,702	1,060	444	309
Builders' hardware, such as locks, hinges, doorbolts, etc. "	—	—	—	—	—	23,905	38,227	49,084	53,675	52,071
Domestic hardware, other than enamelled ironware "	—	—	—	—	—	4,429	2,864	5,426	13,286	7,917
Enamelled ironware "	—	—	—	—	—	16,033	14,791	62,654	59,964	27,457
Implements and tools, other than agricultural implements and machine tools "	—	—	—	—	—	57,784	60,725	68,012	64,025	152,788
Lamps, metal no.	732,410	535,711	656,967	371,368	302,851	36,763	52,072	62,960	43,191	51,114
Lamps, glass "	183,841	225,672	271,856	45,080	1,024	1,378	2,568	5,517	942	160
Parts of lamps, other than glass value	—	—	—	—	—	25,639	17,149	36,714	38,376	17,516
Other sorts "	—	—	—	—	—	369,458	350,475	488,173	411,544	566,984
Total of Hardware "	—	—	—	—	—	551,350	542,887	789,136	688,852	878,402
Hides and Skins, raw—										
Hides, raw { cwt	2,480	1,771	8,105	2,692	250	7,210	4,867	30,323	7,759	1,398
no.	=31,856	=26,260	=99,181	=29,957	=4,085					
Skins { cwt	13,518	11,721	16,882	13,524	10,689	39,452	32,218	56,497	57,855	80,414
no.	=873,978	=814,527	=1,118,145	=882,486	=767,247					
Total of Hides and Skins, raw { cwt	15,998	13,492	24,987	16,216	10,939	46,662	37,085	86,820	65,614	51,807
no.	=905,834	=840,787	=1,217,308	=908,443	=771,282					
Hops cwt	367	87	1,590	1,356	980	2,495	495	10,572	11,051	10,321

TRADE AT CHIEF PORT
BOMBAY

(72)

No. 12—continued
IMPORTS—continued

PRINCIPAL AND OTHER ARTICLES	QUANTITY					VALUE				
	1914-15	1915-16†	1916-17	1917-18	1918-19	1914-15	1915-16	1916-17	1917-18	1918-19
BOMBAY—continued						£	£	£	£	£
BOMBAY (CHIEF PORT)—continued										
Instruments, Apparatus, and Appliances, and parts thereof—										
Electrical, other than telegraphic, and telephone, not being machinery—										
Electric fans and parts thereof value						15,684	22,670	23,658	50,170	98,070
Electric lamps and parts thereof "						6,072	42,681	15,208	46,508	86,492
Electric wires and cables "						53,106	36,800	82,588	145,318	124,058
Other sorts "						149,416	118,036	158,247	154,632	147,106
Musical—										
Pianos and piano players, complete no.	200	144	307	147	117	6,500	5,447	8,032	6,000	5,501
Talking machines and accessories(a) value						8,578	8,361			
Talking machines(b) no.			4,216	3,051	4,586			8,984	8,549	13,509
Records (b) "			5,784	9,363	13,360			612	853	1,214
Accessories (b) value								1,632	1,855	3,072
Other sorts, including parts of musical instruments, "						13,205	12,422	11,051	9,406	10,972
Optical "						15,158	9,223	21,136	18,831	20,745
Photographic "						33,033	40,932	55,672	60,602	126,930
Scientific "						15,190	21,804	30,715	45,462	73,714
Surgical "						24,665	17,557	33,116	17,775	27,810
Other kinds "						20,879	19,880	22,599	3,035	3,493
Total of Instruments, etc.						361,496	325,122	479,750	75,091	719,690
Ivory—										
Unmanufactured lbs	912,067	214,076	332,059	601,637	291,522	114,618	115,811	181,666	162,008	151,644
Manufactured value						15,633	14,377	6,510	8,548	9,888
Total of Ivory "						130,251	130,188	188,176	170,556	161,532
Jewellery (not being imitation Jewellery) excluding precious stones and pearls unset, also plate of gold and silver—										
Jewellery "						18,115	20,442	10,726	1,824	619
Plate of gold and silver "						23,701	31,855	16,594	18,238	18,360
Total of Jewellery, etc.						41,816	42,297	27,320	20,062	18,979
Leather—										
Hides, tanned or dressed, { no. }	505 =7,084	426 =4,918	510 =5,928	521 =5,370	144 =1,637	9,315	9,356	12,416	5,798	2,963
Skins, tanned or dressed, { no. }	927 =223,450	411 =238,453	968 =298,274	1,020 =251,004	1,267 =290,093	86,993	41,610	53,311	83,667	86,869
Unwrought cwts	686	598	914	149	355	4,835	7,923	10,143	2,316	10,577
Manufactures (excluding boots and shoes and belting for machinery)—										
Bags and trunks value						1,106	1,869	3,486	4,945	5,435
Saddlery and harness "						7,162	4,053	6,921	4,380	7,616
Other sorts "						22,605	17,396	31,292	22,529	34,173
Total of Leather "						82,016	81,727	117,569	124,135	147,633
Liquors, including methylated and perfumed spirits—										
Ale, beer, and porter(c)—										
In bottle liq. gals.	242,878	230,789				31,504	34,985			
In bulk "	972,655	725,438				57,500	48,673			
Ale and beer(b)—										
In bottle "			476,738	549,369	726,481			71,059	105,247	182,591
In bulk "			624,275	146,840	56,800			48,558	14,799	7,403
Stout and Porter(b)—										
In bottle "			45,244	64,802	64,922			10,229	19,811	22,199
In bulk "			14,865	4,491	1,630			1,178	1,063	621
Cider and other fermented liquors "	2,763	4,862	4,747	4,300	6,142	710	1,210	1,252	1,366	3,272

(a) Sub-divided into "Talking machines", "Records" and "Accessories" from April 1916
 (b) Separately recorded from April 1916
 (c) Sub-divided into "Ale and beer" and "Stout and porter" from April 1916

No. 12—continued
IMPORTS—continued

PRINCIPAL AND OTHER ARTICLES	QUANTITY					VALUE					
	1914-15	1915-16	1916-17	1917-18	1918-19	1914-15	1915-16	1916-17	1917-18	1918-19	
BOMBAY—continued											
BOMBAY (CHIEF PORT)—continued											
Liquors, etc.—continued											
Spirit—											
Brandy	llq. gals.	127,684	108,402	98,780	93,345	98,925	65,382	60,269	72,635	83,707	120,230
	proof "	103,747	91,471	83,431	78,768	77,593					
Gin	llq. "	26,705	27,227	38,002	20,343	16,305	7,730	8,170	15,727	13,722	20,320
	proof "	20,084	20,475	28,992	15,944	12,540					
Liquours	llq. "	2,517	2,809	4,027	2,748	5,118	2,912	3,014	5,154	4,509	9,025
Rum	llq. "	20,873	14,000	6,585	10,938	2,009					
	proof "	16,355	15,226	7,761	13,174	2,483	4,286	2,419	2,304	3,330	2,109
Whisky	llq. "	204,506	205,257	203,847	233,970	179,141	88,488	92,078	130,847	108,520	208,567
	proof "	164,248	165,261	166,481	190,497	140,243					
Spirit, present in drugs, medicines or chemicals	llq. "	29,067	25,733	27,744	38,225	29,483	37,687	81,258	35,673	62,773	56,119
	proof "	21,724	17,416	17,146							
Spirit, perfumed	llq. "	6,754	3,974	6,596	4,061	6,102	15,656	11,641	20,720	18,332	32,166
" methylated	llq. "	84,091	73,156	79,662	18,701	70,740	6,474	9,057	10,370	2,616	13,509
Other sorts—											
Spirit, rectified	llq. "	4,877	5,587	536	99	113,825	498	555	159	65	1,809
	proof "	6,862	17,987	236							
Other kinds	llq. "	3,143	5,014	7,867	5,700	6,037	4,192	11,053	17,645	5,558	17,379
Total of Spirit		510,217	471,159	473,597	428,718	428,235	233,206	227,504	311,134	391,132	490,233
Wines—											
Champagne and other sparkling wines	gals.	7,699	7,999	9,452	7,743	7,182	12,855	16,679	19,280	16,718	17,993
Port	"	27,872	26,496	33,831	28,480	37,328	14,887	14,086	19,494	18,117	31,987
Still red wines, other than port	"	17,321	14,368	16,588	13,402	25,858	6,207	5,050	8,167	7,577	18,150
Sherry, Madeira and Marsala	"	8,746	9,022	10,109	11,110	14,997	5,569	5,379	6,845	8,122	12,575
Still white wines, other than Sherry, Madeira and Marsala	"	2,366	2,087	2,212	1,714	4,449	1,123	1,037	1,268	1,455	3,925
Other sorts, including Vermouth and Ginger wines	"	28,646	26,965	30,410	24,320	59,435	9,771	9,105	13,710	14,299	47,846
Total of Wines		92,650	86,317	102,652	87,269	149,249	50,412	50,336	68,763	66,228	131,576
Total of Liquors		1,821,163	1,510,116	1,742,113	1,285,289	1,432,959	373,431	362,608	512,173	599,206	837,108
Machinery and Millwork—											
Prime-movers (other than electrical)—											
Locomotives (excluding those for railways)	value	—	—	—	—	—	25,608	11,120	7,542	446	—
Others	"	—	—	—	—	—	181,759	103,744	106,143	48,597	31,268
Electrical machinery of all kinds, not including instruments, apparatus, appliances, and parts thereof—											
Generators	"	—	—	—	—	—	1,197	268	9,773	386	303
Motors	"	—	—	—	—	—	19,844	9,278	14,701	5,106	17,130
Other kinds	"	—	—	—	—	—	153,434	61,061	71,638	44,278	80,600
Machinery, not being prime-movers or electrical machinery—											
Erated water making machinery	"	—	—	—	—	—	1,363	1,017	365	273	1,073
Agricultural machinery	"	—	—	—	—	—	3,949	135	193	223	604
Boilers	"	—	—	—	—	—	43,857	37,407	34,575	10,241	10,701
Mining machinery	"	—	—	—	—	—	1,501	1,088	1,283	1,056	2,269
Oil crushing and refining machinery	"	—	—	—	—	—	3,342	188	475	1,202	2,495
Paper mill machinery	"	—	—	—	—	—	681	828	1,709	4,377	3,245
Refrigerating machinery	"	—	—	—	—	—	3,011	1,325	986	786	2,558
Rice and flour mill machinery	"	—	—	—	—	—	15,045	11,676	9,709	8,997	27,181
Saw mill and wood working machinery	"	—	—	—	—	—	5,916	—	2,676	1,327	13,266

* Shewn as a special sub-head

TRADE AT CHIEF PORT
BOMBAY

(74)

No. 12—continued
IMPORTS—continued

PRINCIPAL AND OTHER ARTICLES	QUANTITY					VALUE				
	1914-15	1915-16	1916-17	1917-18	1918-19	1914-15	1915-16	1916-17	1917-18	1918-19
BOMBAY—continued						£	£	£	£	£
BOMBAY (CHIEF PORT)—continued										
Machinery and Millwork—contd.										
Machinery, not being prime-movers or electrical machinery—contd.										
Sewing and knitting machines and parts thereof—										
Sewing and knitting machines no.	15,480	9,288	15,898	14,188	5,094	07,423	42,247	70,219	75,083	33,524
Parts of sewing and knitting machines and accessories value	—	—	—	—	—	9,235	5,755	10,037	13,246	20,826
Sugar machinery	—	—	—	—	—	472	1,318	683	833	2,274
Textile machinery—										
Cotton	—	—	—	—	—	834,055	725,350	769,458	710,175	1,010,702
Other sorts	—	—	—	—	—	62	—	1,575	3,471	15,423
Typewriters—										
Typewriters no.	1,649	1,510	1,783	3,112	2,875	18,700	10,703	20,804	40,664	30,302
Parts of and accessories value	—	—	—	—	—	8,250	2,382	3,368	2,506	5,871
Other sorts of machinery (excluding printing machinery)	—	—	—	—	—	258,755	189,624	156,825	141,969	135,632
Total of Machinery and Millwork						1,701,340	1,222,519	1,303,810	1,114,541	1,456,481
Matches—										
Safety boxes	5,085,803	6,793,602	4,038,273	6,195,645	2,951,603	241,121	293,420	245,847	541,280	275,981
Other sorts	1,338,552	1,888,470	1,390,256	2,065,189	2,138,485	78,301	103,058	85,301	275,871	194,726
Total of Matches	6,424,355	8,682,081	5,428,536	9,160,834	5,090,088	319,422	396,478	331,148	817,151	470,687
Mats and matting (except coir and rubber) sq. yds.	582,967	619,768	566,086	593,130	628,263	10,167	10,466	11,197	14,297	18,333
Metals and Ores—										
Aluminium—										
Unwrought (ingots, blocks, bars) cwts	148	8	—	—	207	550	61	—	—	3,024
Wrought—										
Circles and sheets	7,202	10,332	490	685	1,803	40,404	64,131	8,356	14,442	36,956
Other manufactures	323	67	81	7	9	2,083	803	1,292	117	36,956
Total of Aluminium	7,673	10,407	561	692	2,019	43,042	64,995	9,648	14,569	40,197
Brass, Bronze, and similar alloys—										
Unwrought	34	53	—	—	40	214	603	—	—	480
Wrought—										
Mixed or yellow metal for sheathing	131,944	17,557	2,704	2,895	1,366	427,192	61,121	19,062	23,207	8,515
Other sorts	7,908	9,900	16,194	25,280	54,147	29,355	50,737	106,646	203,349	473,631
Total of Brass, etc.	139,886	27,510	18,898	28,175	55,563	456,763	112,361	125,702	226,566	482,626
Copper—										
Old, for re-manufacture	1,342	764	2,849	1,061	255	3,876	2,224	8,913	4,080	1,118
Unwrought—										
Tiles, ingots, cakes, bricks, and slabs	9,533	1,433	95	2,657	1,612	80,788	5,843	605	15,335	9,388
Other sorts	—	901	1,504	—	23	—	4,867	11,225	—	163
Wrought—										
Braziers and sheets	118,865	27,791	1,056	907	10,421	443,978	111,702	3,707	7,582	81,310
Wire, excluding wire of telegraph and telephone	922	2,081	1,039	4,373	3,512	4,248	10,446	7,621	42,093	23,351
Other manufactures	5,218	5,447	2,976	11,873	8,542	22,172	29,942	39,093	156,146	82,710
Total of Copper (excluding Ore)	130,860	38,417	9,518	20,371	24,385	505,002	165,014	75,164	225,238	203,041
German silver	5,545	694	499	159	—	34,930	5,021	3,625	2,831	—
Iron—										
Fig. tons	1,468	2,949	379	24	—	0,015	17,494	3,241	289	—
Manufactures—										
Angle, bolt, and rod	318	627	1,505	320	244	2,140	7,538	27,162	7,078	10,389
Bars and channel	1,526	1,034	2,817	1,324	1,226	14,602	13,318	49,060	32,503	36,841
Rice bowls	11	34	13	11	14	150	491	251	250	329
Total of Iron (excluding Ore)	3,323	4,644	4,705	1,680	1,483	22,907	38,844	79,714	40,177	47,556

No. 12—continued
IMPORTS—continued

PRINCIPAL AND OTHER ARTICLES	QUANTITY					VALUE				
	1914-15	1915-16	1916-17	1917-18	1918-19	1914-15	1915-16	1916-17	1917-18	1918-19
BOMBAY—continued										
BOMBAY (CHIEF PORT)—continued										
Metals and Ores—continued										
Iron or steel—										
Anchors and cables . tons	145	152	233	59	31	2,048	3,200	7,418	2,118	1,105
Beams, pillars, girders, and bridge work ..	21,184	7,787	2,076	117	10	215,812	77,020	30,036	3,573	395
Bolts and nuts ..	1,286	1,313	1,541	673	1,244	27,857	32,368	34,073	31,706	103,530
Hoops and strips ..	11,577	15,961	15,012	13,513	7,072	113,952	224,242	310,244	463,475	270,373
Nails, rivets, and washers ..	3,873	7,175	6,804	3,573	9,252	51,744	135,347	181,985	150,908	502,112
Old, for re-manufacture ..	3,082	692	606	679	1,557	9,894	2,102	1,705	2,259	6,739
Pipes and fittings, cast ..	19,843	10,017	4,440	3,202	4,439	172,701	104,731	78,558	41,202	79,504
Rolls, chairs, and fish plates (excluding those for rail- ways) ..	1,310	682	157	301	31	8,592	8,537	1,061	8,268	2,335
Screws ..	319	353	483	23	647	12,838	16,181	28,829	2,297	88,952
Sheets and plates—										
Galvanised ..	51,230	16,693	1,238	1,355	292	627,240	254,521	34,405	50,977	19,312
Tinned ..	9,006	9,653	10,548	6,028	5,363	153,593	192,970	309,023	236,850	220,413
Not galvanised or tinned ..	16,704	11,311	7,517	4,625	3,003	134,147	128,170	150,069	151,047	115,973
Tubes, pipes and fit- tings, wrought ..	3,755	2,707	4,107	3,836	3,423	55,410	60,578	119,951	142,147	154,940
Wire ..	3,095	3,239	2,110	2,157	1,097	26,655	63,424	80,959	94,524	82,436
Wire rope (a) ..					925					148,971
Other manufactures of iron or steel ..	932	478	690	208	274	18,102	9,216	23,302	34,921	23,855
Total of Iron or Steel ..	147,150	88,213	57,618	40,354	39,863	1,626,585	1,313,197	1,456,193	1,422,272	1,011,065
Steel—										
Angle and spring ..	10,455	6,972	3,276	1,210	778	65,860	69,510	40,272	23,527	31,689
Bars and channel ..	39,507	10,799	8,056	1,755	5,291	182,889	103,259	116,500	39,884	222,010
Cast ..	526	348	695	269	120	10,349	7,703	16,409	15,204	7,314
Ingots, blooms, billets, and slabs ..	51	63	75		99	629	1,263	1,530		3,054
Total of Steel ..	41,539	18,182	12,102	3,234	6,288	259,727	181,735	183,729	78,616	284,067
Lead—										
Unwrought—										
Ore ..	70	111	40	1	24	1,787	3,300	1,396	24	2,040
Pig .. cwts	16,781	16,621	2,303	1,504	1,294	19,048	19,492	3,978	2,805	2,104
Other sorts ..	1,621	804	1,470	4,204	3,503	1,532	633	1,650	2,547	3,024
Wrought—										
Sheets, pipes, and tubes ..	7,582	9,571	7,478	9,386	8,923	9,285	14,405	15,540	29,913	30,333
Other sorts ..	4,567	1,783	1,313	438	1,724	5,068	3,049	4,062	1,737	6,573
Total of Lead (ex- cluding Ore) ..	30,551	27,869	12,054	15,592	15,340	35,833	37,579	25,259	37,002	42,034
Quicksilver .. lbs	54,386	66,064	51,844	88,358	44,825	5,087	14,533	12,610	23,110	15,296
Solder .. cwts	938	780	659	320		4,402	3,969	3,670	1,927	5
Tin—										
Unwrought (blocks, in- gots, bars, and slabs) ..	13,405	10,129	10,117	5,345	1,071	103,434	85,683	89,273	55,632	13,151
Wrought (in- cluding plates or sheets, not being tinned iron) ..	110	26	146	49	16	1,321	385	2,394	647	867
Total of Tin ..	13,515	10,155	10,263	5,394	1,087	104,755	86,068	91,667	56,279	14,018

(a) Separately recorded from April 1918

10 A

TRADE AT CHIEF PORT
BOMBAY

(76)

No. 12—continued
IMPORTS—continued

PRINCIPAL AND OTHER ARTICLES	QUANTITY					VALUE				
	1914-15	1915-16	1916-17	1917-18	1918-19	1914-15	1915-16	1916-17	1917-18	1918-19
BOMBAY—continued										
BOMBAY (CHIEF PORT)—continued										
Metals and Ores—concluded										
Zinc or Spelter—										
Unwrought . cwts	7,685	1,093	2,261	7,040	2,558	8,571	2,743	6,829	20,205	8,130
Wrought or manufactured . "	3,327	3,807	4,287	5,018	3,907	5,673	10,988	21,545	21,470	17,873
Other sorts . "	680	723	710	1,054	50	682	1,517	1,984	2,847	212
Total of Zinc or Spelter . "	11,672	5,263	7,258	13,112	6,515	14,926	15,248	30,358	44,522	26,215
Metals, unenumerated . "	2,672	3,225	1,626	3,500	9,054	11,008	15,721	11,398	26,130	34,724
Ores unenumerated tons	13	6
Total of Metals . "	209,210	117,535	77,570	49,972	53,651	3,125,022	2,054,175	2,108,647	2,198,236	3,080,284
Total of Ores . "	70	111	40	1	24	1,787	3,322	1,386	24	2,055
Total of Metals and Ores . "	209,280	117,646	77,610	49,973	53,675	3,126,809	2,057,497	2,110,033	2,198,260	3,082,339
Motor Cars and Motor Cycles, and parts thereof—										
Motor cars . no.	674	1,095	1,656	202	335	189,283	251,199	401,571	73,100	40,456
Motor cycles . "	307	282	432	52	23	14,595	14,585	19,833	2,805	1,431
Motor wagons . "	10	54	108	6	1	4,142	34,828	62,782	1,638	680
Parts of motor cars and motor cycles and accessories . value	—	—	—	—	—	32,825	44,745	74,558	69,722	83,315
Total of Motor cars, etc. . "	—	—	—	—	—	240,845	345,337	558,744	147,445	135,382
Oils—										
Animal gals.										
Essential "	12,200	61,824	43,112	53,327	121	1,434	8,675	8,004	13,214	68
Mineral—	7,978	10,572	13,890	15,735	15,740	11,271	13,250	13,504	17,225	20,389
Fuel Oils "										
Kerosene—	2,319,621	3,025,216	5,680,359	7,389,147	19,346,383	22,009	29,507	58,296	77,926	251,754
" in bulk "	17,904,435	14,924,019	13,203,567	12,453,612	3,256,520	530,923	446,747	530,167	491,966	137,316
" in tins "	1,775,585	3,207,947	598,600	940,499	2,220,615	73,510	144,298	34,313	65,099	181,158
Lubricating oils "	2,777,396	1,936,863	3,139,922	2,757,293	2,406,727	145,281	116,703	210,187	224,630	195,358
Petroleum dangerous flashing below 70° F. Benzene Benzol, Petrol and other motor spirit "	48,040	48,008	12,032	140,818	40	3,203	3,201	1,304	13,328	5
Others "	434,445	283,203	320,541	156,066	711,021	29,802	20,275	26,411	17,181	26,433
Vegetable, non-essential—										
Coconut "	5,405	894	20,477	5,270	37,223	882	240	3,755	690	9,041
Linseed "	245,555	186,071	99,347	39,874	2,403	83,354	30,226	21,319	10,258	192
Others "	22,535	6,027	14,063	7,309	1,771	3,179	1,229	2,795	1,987	713
Total of Oils "	25,553,190	23,690,644	23,125,910	23,938,048	28,689,564	854,848	814,351	915,035	933,464	817,325
Oil-cloth and floor-cloth . sq. yds.	591,212	639,501	953,154	260,589	259,278	27,302	29,756	49,784	19,154	36,954
Opium † lbs	99	68	130	47	114	818	925	2,020	851	1,360
Packing—Engine and Boiler—of all kinds, including asbestos . value	—	—	—	—	—	6,460	7,224	11,780	9,718	18,410

† Retained as a special case

No. 12—continued
IMPORTS—continued

PRINCIPAL AND OTHER ARTICLES	QUANTITY					VALUE				
	1914-15	1915-16	1916-17	1917-18	1918-19	1914-15	1915-16	1916-17	1917-18	1918-19
BOMBAY—continued										
BOMBAY (CHIEF PORT)—continued										
Paints and painters' materials—										
Paints and colours—										
Graphite (a) cwts	—	—	—	—	5,584	—	—	—	—	4,207
White and red lead ..	21,304	15,121	19,166	12,931	19,679	28,108	24,806	45,111	40,023	61,736
Other sorts ..	76,974	76,182	92,831	78,509	74,081	109,207	164,239	271,590	172,103	224,954
Painters' materials (other than paints and colours)—										
Turpentine ..	4,800	2,377	3,442	1,780	1,488	9,175	4,468	8,549	6,718	5,246
Other kinds .. value	—	—	—	—	—	29,408	32,080	43,296	33,573	35,091
Total of Paints and Painters' materials ..	—	—	—	—	—	172,898	225,563	368,546	252,417	331,134
Paper and Pasteboard—										
Paper—										
Packing paper .. cwts	10,764	29,103	8,688	13,390	13,778	10,047	24,764	15,400	39,075	49,840
Printing paper ..	120,557	138,766	165,574	98,307	84,358	98,580	129,394	289,754	231,446	247,185
Writing paper and envelopes .. value	—	—	—	—	—	72,868	100,052	152,097	147,545	157,531
Other kinds of paper (b) .. cwts	225,929	180,062	145,886	84,918	47,237	114,536	116,468	196,827	235,783	193,240
Paper manufactures value (a)	—	—	—	—	—	—	—	—	—	9,860
Pasteboard, mill-board, and cardboard of all kinds .. cwts	22,818	56,101	67,608	65,647	40,831	9,694	24,380	33,254	69,628	57,405
Total of Paper and Pasteboard .. value	—	—	—	—	—	305,725	396,058	688,232	726,462	715,161
Paper making materials—										
Pulp of wood or other materials .. cwts	12,249	1,777	200	1,866	..	8,230	1,463	118	1,133	..
Perfumery (not being perfumed spirits) .. value										
	—	—	—	—	—	13,596	14,375	13,055	10,107	8,853
Pitch, Tar, and Dammer .. cwts	74,434	73,666	99,480	62,904	43,617	23,234	25,220	31,089	24,606	24,813
Polishes—										
Polishes and compositions for application to leather .. value										
	—	—	—	—	—	12,237	12,662	23,307	21,958	20,265
Polishes and compositions for application to metals, etc. ..										
	—	—	—	—	—	10,013	9,755	13,658	13,505	10,346
Total of Polishes ..	—	—	—	—	—	22,250	22,417	36,965	35,463	30,611
Precious stones and pearls, unset ..	—	—	—	—	—	131,782	215,337	398,108	432,362	246,113

(a) Separately recorded from April 1918
(b) Include Paper manufactures prior to April 1918

TRADE AT CHIEF PORT
BOMBAY

(78)

No. 12—continued
IMPORTS—continued

PRINCIPAL AND OTHER ARTICLES	QUANTITY					VALUE				
	1914-15	1915-16	1916-17	1917-18	1918-19	1914-15	1915-16	1916-17	1917-18	1918-19
BOMBAY—continued										
BOMBAY (CHIEF PORT)—contd.										
Printing and Lithographing machinery and materials (excluding paper)—										
Printing and Lithographing Presses . . . value	—	—	—	—	—	571	443	331	900	5,157
Other materials . . .	—	—	—	—	—	21,212	13,317	14,119	11,683	11,416
Total of Printing, etc. . .	—	—	—	—	—	21,783	13,760	14,480	12,586	16,573
Prints, Engravings, and Pictures—										
Photographs and picture post-cards . . .	—	—	—	—	—	838	790	543	800	70
Others . . .	—	—	—	—	—	9,195	3,075	2,500	978	1,468
Total of Prints, etc. . .	—	—	—	—	—	10,033	3,865	3,142	1,877	1,507
Provisions and Oilman's stores—										
Bacon and hams . lbs	582,145	478,351	570,357	166,889	262,903	29,993	24,482	37,720	12,009	22,767
Biscuits and cakes . . .	1,043,368	1,683,396	3,705,413	1,170,451	358,809	48,881	50,830	124,754	36,703	15,099
Cheese (including canned) . . .	615,133	206,822	336,575	191,414	257,177	26,058	12,248	26,314	17,828	23,507
Cocoa and chocolate . . .	150,357	235,977	471,524	179,378	317,597	9,852	10,699	37,655	9,012	31,303
Farinaceous and patent foods . cwts	54,321	50,041	40,317	32,265	7,274	41,661	40,448	44,431	45,176	16,077
Jams and jellies . lbs	685,847	1,108,268	1,009,287	842,034	585,622	16,411	25,792	55,452	21,719	17,867
Milk, condensed and preserved, including milk cream . . .	1,079,071	995,344	2,561,757	1,536,176	2,054,148	24,286	22,249	61,297	62,218	83,315
Pickles, chutnies, sauces, and condiments . . . cwts	1,522	1,163	1,352	1,125	1,673	4,744	4,194	6,310	6,092	9,466
Other sorts of provisions—										
Canned and bottled provisions (not specified elsewhere) . . .	27,951	32,284	67,565	36,571	43,139	92,328	107,654	247,553	154,812	214,453
Others . . .	6,217	4,545	4,525	2,330	2,398	23,688	19,745	20,712	9,213	10,927
Total of provisions, etc. . . value	—	—	—	—	—	317,902	324,341	662,204	875,676	443,481
Railway plant and rolling-stock—										
Carriages and wagons and parts thereof . . .	—	—	—	—	—	759,149	335,809	125,885	73,944	214,417
Locomotive engines and tenders and parts thereof . . .	—	—	—	—	—	691,861	409,278	62,939	25,098	81,304
Materials for construction—										
Bridge work . cwts	156,871	46,431	14,332	112,626	30,294	13,353
Rails, chairs, and fish plates of steel or iron . . .	871,359	392,943	291,844	105	105	316,401	187,341	109,012	49	303
Sleepers and keys of steel or iron . . .	1,081,295	696,580	86,238	366,395	248,037	44,319
Sleepers of wood . . .	371,205	37,492	59,756	100	..	102,239	7,610	11,294	49	..
Other kinds of materials . . .	269,007	198,683	40,562	6,008	1,784	175,635	139,777	60,323	6,738	4,399
Total of Railway plant and rolling-stock . . . value	—	—	—	—	—	2,524,205	1,358,146	428,026	105,671	300,410
Rubber—										
Raw Manufactures—										
Tyres for Motor cars and motor cycles . . . no.	3,209	67,420	44,437	39,706	32,461	10,992	95,199	119,910	177,596	169,043
Tubes for Motor tyres . . .	14,829	77,470	39,092	40,017	33,658	13,237	27,613	29,590	44,623	36,575
Other Manufactures (except apparel and boots and shoes) . . . value	—	—	—	—	—	110,357	95,204	143,855	181,208	173,672
Total of Rubber . . .	—	—	—	—	—	143,588	218,016	293,439	358,422	379,616

No. 12—continued
IMPORTS—continued

PRINCIPAL AND OTHER ARTICLES	QUANTITY					VALUE				
	1914-15	1915-16	1916-17	1917-18	1918-19	1914-15	1915-16	1916-17	1917-18	1918-19
BOMBAY—continued										
BOMBAY (CHIEF PORT)—continued										
Seeds—						£	£	£	£	£
Oil-seeds—										
Essential cwts	35,553	29,240	6,978	4,292	1,270	55,500	73,837	14,755	12,349	5,559
Non-essential—										
Castor "	74,275	670				80,178	305			
Copra or coconut kernel "	9,479	9,234	87,705	209,519	187,123	11,829	8,081	89,730	171,721	138,880
Cotton "		19	2	8,100	10,114	1	4	(c)	1,520	2,823
Groundnuts "	12,148	435	1	1,302		6,474	109	(c)	376	
Linseed "	87,487	5,295	2,239	729		20,659	2,320	972	310	
Rape "	4,000					2,066				
Sesamum (til or jinjili) "	18,493	26,707	493	8	6,047	11,993	13,516	246	2	7,462
Others "	1,993	2,947	321	218	792	1,166	481	116	458	857
Total of Oil seeds "	193,428	74,556	97,739	224,163	155,346	146,466	98,669	105,808	187,236	155,590
Other than Oil-seeds "	2,085	4,051	7,595	1,349	1,745	5,061	8,923	11,446	5,145	4,993
Total of Seeds "	195,463	78,607	105,334	225,512	157,091	151,527	107,591	117,254	192,381	160,583
Shells and Cowries—										
Cowries "	15,311	15,540	12,764	4,813	3,864	4,068	4,191	3,427	1,142	694
Shells—										
Shells (chanks, sankhi, large ornamental shells, cowras, mother-of-pearl shells, and oyster shells) "	1,665	4,431	6,360	941	580	5,167	11,318	11,384	1,740	852
Tortoise shell (including nakhia or nakti) lbs	14,808	26,805	24,030	11,864	13,262	4,053	7,134	5,069	3,669	3,590
Total of Shells and Cowries value	—	—	—	—	—	13,288	22,643	19,880	6,551	5,136
Ships, parts of (including Launches and Boats) "	—	—	—	—	—	20,080	7,670	6,174	26,263	19,587
Smoker's requisites (excluding Tobacco) "	—	—	—	—	—	3,788	10,031	19,070	8,243	9,812
Soap—										
Household and laundry soap in bars or tablets cwts	139,784	122,500	145,599	129,360	71,941	136,451	120,484	170,096	203,177	166,233
Toilet soap "	12,853	14,009	12,348	12,544	13,132	50,968	62,168	63,252	89,670	108,542
Other sorts "	5,273	8,601	2,888	3,001	1,856	5,548	5,554	5,938	7,320	7,485
Total of Soap "	157,910	140,110	161,335	144,935	86,929	192,962	188,206	248,286	300,167	282,260
Spices—										
Betelnuts lbs	17,662,513	14,281,345	13,172,114	9,472,298	15,173,109	93,078	75,482	71,344	57,115	125,170
Cardamoms "	101,025	114,329	139,494	213,028	57,993	3,275	4,308	8,376	9,742	2,398
Cloves "	7,717,108	10,260,646	10,454,893	8,059,595	11,665,237	178,558	223,276	237,695	252,891	352,272
Ginger "	1,273,526	2,136,229	1,429,465	1,495,632	346,389	9,369	18,601	17,497	16,341	5,181
Nutmegs "	686,148	721,360	485,631	1,070,874	429,078	10,996	11,190	8,767	20,539	9,539
Pepper "	235,541	1,100,085	762,580	924,393	244,875	5,509	23,577	18,563	27,739	9,410
Others "	223,666	384,140	206,754	190,558	185,402	10,046	11,810	11,357	11,940	11,067
Total of Spices "	27,899,527	28,998,634	26,650,891	21,417,328	28,042,053	311,331	368,304	372,999	398,357	515,046
Starch and Farina (a) cwts	64,697	91,121	114,722	174,395	—	44,213	85,758	112,424	184,295	—
Starch (b) "	—	—	—	—	45,052	—	—	—	—	48,998
Farina and potato flour (b) "	—	—	—	—	422	—	—	—	—	785
Total of Starch and Farina "	64,697	91,121	114,722	174,395	45,474	44,213	85,758	112,424	184,295	49,993
Stationery (excluding paper) value	—	—	—	—	—	157,231	176,457	224,044	190,248	235,374
Stone and Marble—										
Stone and marble cwts	68,011	70,825	66,426	50,260	54,838	8,649	9,419	8,513	9,823	7,170
Articles of stone and marble "	1,081	672	924	1,334	3,226	774	780	810	1,290	2,052
Total of Stone and Marble "	69,092	80,497	67,350	51,594	58,064	9,423	10,199	9,323	11,113	9,222

(a) Sub-divided into "Starch" and "Farina and potato flour" from April 1918
(b) Separately recorded from April 1918
(c) Value Rs.5-8s.

TRADE AT CHIEF PORT
BOMBAY

(80)

No. 12—continued
IMPORTS—continued

PRINCIPAL AND OTHER ARTICLES	QUANTITY					VALUE				
	1914-15	1915-16	1916-17	1917-18	1918-19	1914-15	1915-16	1916-17	1917-18	1918-19
BOMBAY—continued										
BOMBAY (CHIEF PORT)—continued										
Sugar—										
Sugar, 16 Dutch standard and above	1,671,779	3,340,818	2,700,410	2,788,152	2,706,010	1,313,627	3,470,424	3,223,739	3,244,214	3,105,666
Sugar, 15 Dutch standard and below	3,467	7,734	408	3,097		1,847	5,027	308	1,998	
Molasses	20,143	33,537	69,263	25,277		2,600	4,484	11,211	8,657	
Confectionery	8,451	8,279	7,409	2,145	1,859	27,976	30,334	36,236	12,817	14,142
Saccharin	11,247	13,905	5,100	498	460	2,296	10,416	5,049	1,373	671
Total of Sugar	1,703,940	3,390,492	2,876,518	2,818,675	2,708,782	1,349,346	3,520,685	3,276,537	3,264,059	3,180,470
Tallow and Stearine (including grease and animal fat)	39,328	38,150	40,936	14,929	2,359	81,696	85,974	110,236	44,424	6,752
Tea—										
Black	2,112,714	3,231,149	1,777,086	3,672,799	4,834,233	67,460	130,376	64,195	130,290	227,260
Green	2,299,677	2,192,001	1,584,734	4,181,324	3,647,115	75,160	69,919	69,222	201,138	237,658
Total of Tea	4,412,391	5,423,150	3,361,820	7,854,123	8,481,348	142,620	200,295	133,417	331,428	464,918
Telephones, materials for construction and accessories	—	—	—	—	—	12,520	13,464	16,170	10,339	12,444
Textiles—										
Cotton—										
Raw	81,614	21,817	31,040	48,758	93,197	187,991	58,768	141,344	262,604	801,959
Waste	3,031	1,002	1,460	6	6	2,499	1,342	1,780	6	16
Twist and yarn—										
Mule and water—										
Nos. 1 to 10	21,628	1,672		1,200	97,244	539	27		92	7,613
" 11 to 15	20			1,783	42,382	1			153	4,405
" 16 to 20	10,022	40,666	490,787	5,650	6,264,847	251	718	8,078	539	628,728
" 21 to 25	577	24,644	1,200	19,036		24	852	43	1,430	
" 26 to 30	4,007,696	3,205,223	778,566	435,864	1,384,006	181,104	118,675	46,415	43,261	168,229
" 31 to 40	3,153,778	4,123,179	1,670,763	953,291	8,207,552	154,776	185,463	103,840	106,387	1,137,314
" 41 to 50	1,464,293	1,466,347	1,044,234	866,836	3,089,235	84,412	73,053	78,132	98,435	439,147
Above No. 50	1,300,608	1,214,382	1,102,974	734,655	1,863,598	97,626	82,578	114,829	120,824	418,494
Orange, red, and other colours—										
Nos. 1 to 20	615	39,900	34,467	1,130		58	2,809	3,094	58	
" 21 to 25	4,908	4,831	3,670	2,800	890	329	328	301	420	102
" 26 to 30	174,051	182,200	138,234	44,180	29,600	10,399	11,012	12,069	6,129	3,745
" 31 to 40	1,719,160	2,241,467	1,873,905	370,828	444,726	108,202	151,936	109,948	131,897	92,612
" 41 to 50	1,020	198,370	182,906	9,700	79,469	66	11,195	13,693	1,390	13,007
Above No. 50	58,864	32,750	37,031	13,378	17,316	6,248	3,284	4,828	2,553	4,443
Mercerised cotton yarn	1,530,324	1,019,994	1,612,390	1,046,748	873,993	156,183	100,129	213,786	192,448	187,592
Unspecified descriptions of Twist and yarn	1,436,890	1,413,174	895,450	1,047,691	706,973	89,021	83,678	79,510	138,418	112,556
Total of Twist and Yarn	14,894,457	15,218,804	9,861,577	6,054,720	22,100,981	889,239	825,737	872,565	844,434	3,217,936
Manufactures—										
Blankets	1,135,055	535,962	287,017	121,534	89,028	35,130	15,398	16,089	7,973	7,956
Canvas	66,199	859,818	2,530,075	914,229	130,344	2,798	18,306	55,863	42,568	23,026
Handkerchiefs and shawls in the piece	9,516,474	5,170,475	6,409,535	5,053,112	4,006,361	94,733	39,180	77,689	60,642	127,898
Hosiery	—	—	—	—	—	67,338	112,096	280,211	113,147	177,200
Lace and patent net	1,116,797	1,738,500	2,036,367	2,185,115	1,268,450	24,105	41,082	81,512	140,886	85,532

No. 12—continued
IMPORTS—continued

PRINCIPAL AND OTHER ARTICLES	QUANTITY					VALUE				
	1914-15	1915-16	1916-17	1917-18	1918-19	1914-15	1915-16	1916-17	1917-18	1918-19
BOMBAY—continued										
BOMBAY (CHIEF PORT)—continued										
Textiles—continued										
Piece goods—										
Grey (unbleached)—										
Dhutis, Saris, and Scarves . yds	20,088,461	18,945,098	8,545,396	9,023,907	7,625,908	376,402	195,888	135,086	179,732	274,439
Drills and Jeans ..	9,898,127	11,226,801	12,022,178	4,828,019	9,970,480	137,330	163,944	196,000	103,544	266,343
Jaconets, including Madapolams, Mulls, and Cambrics ..	22,167,502	21,523,309	23,490,143	24,250,039	20,259,234	168,521	146,931	196,789	342,794	390,512
Long cloth and Shirtings ..	109,264,173	54,623,798	43,120,204	31,115,398	78,240,868	1,235,582	598,818	535,643	671,847	2,103,233
Sheetings ..	726,421	1,148,786	34,350,509	29,929,884	44,757,370	9,645	13,585	520,128	616,201	1,343,358
T. cloth and Domestic ..	1,476,110	40,296	37,688	1,991,106	2,348,724	21,006	497	723	48,290	62,704
Unspecified descriptions ..	171,839	314,549	392,659	403,094	57,997	3,278	5,928	9,326	11,299	5,124
Total of Grey (unbleached). ..	169,782,633	102,822,637	121,904,772	100,541,447	163,260,576	1,946,764	1,125,591	1,594,885	1,973,707	4,507,713
White (bleached)—										
Checks, Spots, and Stripes ..	1,445,752	1,336,245	1,125,338	1,202,166	273,428	17,904	16,539	19,078	24,354	9,766
Dhutis, Saris, and Scarves ..	21,972,573	9,808,861	10,521,850	8,387,812	10,410,671	346,849	148,916	203,623	200,931	389,401
Drills and Jeans ..	2,431,059	3,227,578	3,600,387	1,142,513	674,650	52,174	69,860	100,305	37,006	38,842
Flannel or Flannelottes (a) ..	—	—	—	268,506	—	—	—	—	6,659	—
Jaconets, Madapolams, Cambrics, and Muslins (b) ..	51,097,164	33,882,351	35,437,949	1,588,975	1,515,249	638,572	427,563	555,019	41,694	56,719
Lawns (c) ..	—	—	—	—	859,864	—	—	—	—	29,207
Longcloth and Shirtings ..	35,752,763	37,984,668	37,894,522	31,021,813	30,723,794	491,801	493,683	610,698	628,416	982,154
Mulls (a) ..	—	—	—	28,900,672	27,870,705	—	—	—	531,443	870,866
Nainsooks ..	45,296,909	39,132,115	44,949,410	38,165,899	10,118,101	418,305	356,246	507,332	553,541	321,519
Sheetings ..	110,793	100,794	77,856	591,687	25,175	3,692	3,897	3,747	21,482	3,034
T. cloth & domestics ..	—	—	8,040	43,344	246,466	—	—	138	1,371	8,273
Twills ..	544,097	934,475	1,378,154	892,390	374,612	8,023	15,629	34,942	10,253	15,792
Unspecified descriptions ..	8,518,938	9,511,360	12,564,173	8,796,811	7,174,377	106,239	125,497	218,573	157,545	245,798
Total of White (Bleached) ..	167,169,958	135,913,447	147,158,179	120,502,608	90,267,092	2,083,609	1,657,800	2,253,460	2,214,705	2,971,281
Coloured, printed, or dyed—										
Cambrics, including Madapolams, Muslins, Mulls, and Jacoets ..	39,958,723	18,198,345	18,506,822	19,526,662	11,651,601	341,918	197,198	301,706	439,850	337,248
Checks, Spots, and Stripes ..	3,146,863	2,091,294	4,188,578	3,421,598	1,363,190	43,798	34,163	89,397	75,782	36,340
Dhutis (including lungis) ..	731,529	339,912	488,902	430,643	35,142	13,261	7,159	11,488	12,556	1,437
Drills and Jeans ..	4,494,484	5,438,057	8,191,268	6,138,931	2,445,033	104,534	146,173	265,152	215,852	146,378
Flannel or Flannelottes (a) ..	—	—	—	3,416,148	307,025	—	—	—	95,809	13,791
Prints and Chintz ..	66,029,753	52,648,275	66,786,123	60,289,064	48,431,114	726,046	624,011	1,103,136	1,285,148	1,246,517
Saris and Scarves ..	26,126,175	12,877,098	12,208,938	7,870,617	6,498,334	432,147	213,958	306,238	240,543	269,646
Shirtings ..	23,381,999	14,280,498	10,004,988	12,322,301	6,919,979	355,892	179,234	280,193	319,297	236,344
Twills ..	3,367,349	2,220,159	2,867,160	3,466,534	4,907,458	45,922	43,207	77,021	121,685	212,925
Woven Lungis (c) ..	—	—	—	—	117,793	—	—	—	—	5,997
Unspecified descriptions ..	50,177,130	43,525,316	59,451,550	36,289,269	26,236,023	926,912	1,003,601	1,958,503	1,590,570	1,345,649
Total of Coloured, printed, or dyed ..	216,414,005	151,668,957	189,894,349	152,672,767	108,997,702	2,990,400	2,448,704	4,392,834	4,397,099	3,852,172
Fente of all descriptions ..	19,050,323	16,431,947	24,428,131	23,567,151	21,271,075	167,058	161,805	378,891	468,099	487,987
Total of Piece goods. ..	672,416,819	406,841,988	483,445,431	397,283,973	383,796,445	7,187,831	5,393,990	8,620,080	9,053,580	11,819,153
Rope .. lbs	323,123	342,591	278,228	345,739	201,205	16,393	16,720	18,176	34,521	30,497
Thread, sewing ..	883,587	694,740	1,392,579	906,447	641,620	57,674	99,427	174,638	198,697	161,941
Other sorts of manufactures ..	491,086	694,572	584,247	595,897	514,200	32,606	44,080	50,947	62,483	72,301
Total of Cotton Manufactures .. value	—	—	—	—	—	7,518,548	5,775,287	6,375,196	9,732,452	12,505,513
Total of Cotton ..	—	—	—	—	—	8,593,277	6,661,129	10,399,874	10,839,495	16,525,474

TRADE AT CHIEF PORT
BOMBAY

(82)

No. 12—continued
IMPORTS—continued

PRINCIPAL AND OTHER ARTICLES	QUANTITY					VALUE				
	1914-15	1915-16	1916-17	1917-18	1918-19	1914-15	1915-16	1916-17	1917-18	1918-19
						£	£	£	£	£
BOMBAY—continued										
BOMBAY (CHIEF PORT)—continued										
Textiles—continued										
Flax—										
Manufactures—										
Bags and sacks no.	45,388	13,084	21,991	7,117	346	6,044	2,186	5,893	2,076	243
Canvas . yds	1,254,968	885,834	1,240,352	524,816	172,921	25,765	45,450	118,602	72,644	30,657
Piece goods . "	1,788,934	948,204	886,710	588,572	105,555	36,539	29,921	32,316	26,865	8,614
Thread, sewing lbs	25,869	40,366	42,901	110,217	43,846	2,645	5,824	3,645	10,880	10,809
Other sorts . "	124,680	190,392	238,699	143,430	50,553	10,585	20,502	29,931	26,764	8,841
Others . value	—	—	—	—	—	27	319	244	73	182
Total of Flax . "	—	—	—	—	—	32,505	101,202	195,631	140,252	69,346
Haberdashery and Millinery . value	—	—	—	—	—	253,262	335,292	443,644	307,732	399,606
Hemp—										
Raw . cwt	5,923	1,954	2,388	2,918	1,217	7,074	3,303	7,140	9,646	4,836
Manufactures (excluding cordage)—										
Bags and sacks . no.	25	4	1,091	26	—	14	4	272	23	—
Cloth . yds	23,006	35,633	106,005	3,395	96,390	1,763	9,173	12,091	378	18,329
Other sorts (a) . value	—	—	—	—	—	—	—	—	—	4,336
Total of Hemp . "	—	—	—	—	—	9,451	6,480	19,503	10,047	27,501
Jute—										
Twist and Yarn . lbs	110,521	43,247	19,552	1,200	3	1,745	782	553	45	(a)
Manufactures—										
Canvas . yds	1,051,557	1,317,793	2,348,016	1,137,548	280,384	39,027	75,369	159,065	127,705	53,734
Gunny bags . no.	165,710	106,265	46,230	6,611	15,420	3,020	1,854	921	148	352
Gunny cloth . yds	14,086	—	127	—	50,900	144	—	6	—	2,000
Rope and Twine cwt	316	232	477	274	12	1,110	1,143	2,754	1,706	85
Others . "	1,251	648	907	403	158	2,956	2,930	4,031	2,478	1,381
Total of Jute . value	—	—	—	—	—	48,092	82,078	167,930	132,092	57,552
Silk—										
Raw . lbs	2,047,339	1,957,951	1,727,797	1,683,934	1,249,901	663,224	632,227	635,385	695,577	578,160
Waste . "	130,252	30,267	50,656	78,076	64,838	10,951	2,233	5,248	8,518	9,146
Silk yarn, noils, and warps . "	793,293	845,477	714,704	731,491	719,655	214,023	238,950	254,224	291,268	377,238
Manufactures—										
Goods of silk mixed with other materials . yds	1,964,304	3,089,964	3,892,557	1,741,482	1,265,169	109,157	155,936	244,917	173,853	170,516
Silk piece goods . "	13,039,580	18,449,491	14,538,482	12,970,264	12,758,531	709,236	1,059,912	1,017,730	1,086,295	1,486,113
Thread for sewing lbs	565	1,097	1,428	1,015	2,267	451	792	1,160	1,126	1,806
Others . "	18,028	31,667	48,421	12,921	37,834	6,400	12,116	20,318	14,245	39,666
Total of Silk . value	—	—	—	—	—	1,713,447	2,102,166	2,179,582	2,270,872	2,664,645
Wool—										
Raw . lbs	2,549,871	3,503,115	3,118,637	1,922,951	1,296,722	83,408	107,376	125,245	70,293	57,654
Yarn and knitting wool										
Manufactures—										
Carpets and rugs . "	54,158	39,087	182,361	55,436	193,023	8,919	8,137	57,787	17,123	99,368
Hoalery . "	434,568	173,031	239,647	169,754	165,167	35,751	18,303	39,616	22,840	25,369
Piece goods . yds	107,237	71,163	150,400	106,913	167,019	18,797	17,180	35,518	32,556	53,328
Shawls . no.	5,800,849	2,673,435	6,249,766	6,549,761	4,115,744	408,134	243,994	631,010	853,082	907,964
Others . lbs	116,061	31,611	8,437	11,204	1,768	24,409	5,138	2,720	2,219	1,170
Total of Wool . value	464,610	237,798	958,831	77,291	70,778	27,140	17,695	78,401	31,284	11,206
Total of Wool . value	—	—	—	—	—	606,558	418,023	970,297	1,009,257	1,142,055
Artificial Silk Yarn(b) . lbs	—	—	—	—	51,170	—	—	—	—	26,901
Piece goods of Cotton and Artificial Silk . yds.	452,222	685,690	2,602,484	934,915	303,602	23,192	35,134	188,910	79,293	28,314
Total of Textiles . value	—	—	—	—	—	11,334,694	9,741,504	14,582,371	14,798,040	20,920,894

(a) Separately recorded from April 1917,
(b) " " " " " " 1918
(c) " " " " " " 1918

No. 12—continued
IMPORTS—continued

PRINCIPAL AND OTHER ARTICLES	QUANTITY					VALUE				
	1914-15	1915-16	1916-17	1917-18	1918-19	1914-15	1915-16	1916-17	1917-18	1918-19
BOMBAY—continued										
BOMBAY (CHIEF PORT)—continued										
Tobacco—										
Unmanufactured lbs	84,498	84,114	182,103	164,999	309,402	3,050	3,205	5,530	8,859	23,389
Manufactured—										
Cigars "	24,240	23,473	10,180	14,794	15,673	7,122	6,979	6,876	5,565	5,631
Cigarettes "	294,219	363,707	700,560	884,337	1,014,683	98,240	99,172	248,990	311,837	378,908
Other sorts "	151,428	161,985	351,944	167,515	192,051	17,499	16,636	45,518	26,216	32,300
Total of Tobacco	504,384	583,279	1,263,787	1,231,645	1,531,814	126,923	125,994	303,814	352,477	440,228
Toilet requisites (not specified elsewhere) value	—	—	—	—	—	35,099	45,584	58,276	76,207	130,403
Toys and requisites for games and sports, including fishing-tackle—										
Toys "	—	—	—	—	—	30,509	52,523	71,370	63,598	73,696
Requisites for games and sports (excluding fire arms, etc.)—	—	—	—	—	—	—	—	—	—	—
Playing cards "	—	—	—	—	—	5,094	20,189	17,940	9,060	29,356
Others sorts "	—	—	—	—	—	18,286	16,011	17,466	16,689	18,748
Total of Toys, etc.	—	—	—	—	—	53,889	88,673	106,776	89,347	121,800
Umbrellas and Umbrella-fittings—										
Umbrellas, complete, including parasols and sunshades. no.	164,084	129,377	237,818	122,823	137,548	16,096	14,213	29,870	20,813	23,078
Umbrella fittings value	—	—	—	—	—	33,907	28,289	32,328	26,982	33,337
Total of Umbrellas, etc.	—	—	—	—	—	50,003	42,502	62,198	47,795	61,415
Wax of all kinds, other than paraffin wax (excluding candles) cwts	1,680	2,225	4,093	1,778	435	3,907	5,673	11,158	5,282	1,677
Wood and Timber—										
Timber, other than Railway sleepers—										
Deal and pine wood c. tons	4,016	3,439	19,783	21,735	3,743	23,356	27,096	171,310	245,721	52,941
Jarrah wood "	3,968	—	—	—	—	21,945	—	—	—	—
Teak wood "	17,921	20,715	21,637	22,654	8,284	166,207	176,379	193,088	251,280	147,019
Other timber "	10,742	16,333	17,917	12,445	9,749	49,326	91,541	142,701	106,325	105,949
Wood—										
Firewood tons	16	37	18	65	126	7	28	13	66	201
Ornamental wood—										
Sandal value	—	—	—	—	—	7,286	12,449	7,389	11,469	21,942
Others "	—	—	—	—	—	948	599	4	60	1,655
Manufactures of wood, other than furniture and cabinetware "	—	—	—	—	—	11,067	11,962	14,755	19,085	11,464
Total of Wood and Timber	—	—	—	—	—	280,142	320,054	526,157	634,006	343,093
Articles imported by post	—	—	—	—	—	782,780	764,224	772,101	1,878,788	2,464,513
All other articles of merchandise—										
Unmanufactured "	—	—	—	—	—	21,446	17,039	21,870	9,877	10,201
Manufactured "	—	—	—	—	—	64,025	88,012	95,494	160,840	187,295
GRAND TOTAL (exclusive of GOVERNMENT STORES)	—	—	—	—	—	30,717,927	29,471,254	36,833,741	37,875,736	47,889,276

TRADE AT CHIEF PORT
BOMBAY

(84)

No. 12—continued
IMPORTS—continued

GOVERNMENT STORES

PRINCIPAL AND OTHER ARTICLES	QUANTITY					VALUE				
	1914-15	1915-16	1916-17	1917-18	1918-19	1914-15	1915-16	1916-17	1917-18	1918-19
BOMBAY—continued						£	£	£	£	£
BOMBAY (CHIEF PORT)—continued										
Apparel (including drapery, uniforms and accoutrements but excluding hosiery) . . . value	—	—	—	—	—	467	651	11,130	205,468	758,280
Arms, ammunition, and military stores—										
Fire-arms and parts thereof . . . "	—	—	—	—	—	13,873	6,684	90,228	1,173,124	715,502
Other sorts . . . "	—	—	—	—	—	23,733	62,279	220,775	618,260	200,469
Total of Arms, etc. . . "	—	—	—	—	—	37,606	68,963	320,003	1,791,374	915,971
Building and Engineering materials, other than of iron, steel, or wood—										
Cement . . . cwts	65,117	38,878	44,500	16,187	..	21,013	10,356	10,676	4,006	..
Other sorts (including pipes of earthenware) . . . value	—	—	—	—	—	..	64	638	595	..
Total of Building and Engineering materials, etc. . . "	—	—	—	—	—	21,013	10,420	11,314	4,601	..
Carriages and Carts (excluding railway carriages), and parts thereof . . . "	—	—	—	—	—	11,923	2,063	48,592	90,217	80,842
Chemicals . . . "	—	—	—	—	—	4,188	1,813	84,739	110,650	49,627
Coal, coke, and patent fuel . . . tons	9,761	577	1,212	1,085	230	17,923	1,493	1,685	1,420	460
Drugs, Medicines, and Narcotics—										
Drugs—										
Quinine salts—										
Hydrochloride or Dihydrochloride (a) lbs	4	236	888	1,400	..	3	388	2,170	3,151	..
Others (a) . . . "	—	—	352	931
Other sorts . . . value	—	—	—	—	—	14,567	..	6,307
Medicines and Narcotics . . . "	—	—	—	—	—	17,581	25,174	38,106	54,824	31,595
Total of Drugs, Medicines, and Narcotics . . . "	—	—	—	—	—	17,584	25,562	55,174	57,955	37,892
Earthenware and porcelain (excluding pipes of earthenware) . . . "	—	—	—	—	—	1,191	937	2,638	6,490	8,353
Glass and Glassware . . . "	—	—	—	—	—	3,729	2,123	7,883	11,802	19,065
Hardware and Cutlery, including agricultural implements and plated-ware . . . "	—	—	—	—	—	102,816	141,623	338,946	206,081	541,882
Instruments, Apparatus, and Appliances, and parts thereof . . . "	—	—	—	—	—	83,016	86,611	95,421	171,336	197,188
Leather Manufactures—										
Other sorts (excluding boots and shoes) . . . "	—	—	—	—	—	78	288	544	5,563	1,271
Machinery and Millwork—										
Steam-engines and parts (other than locomotives) . . . "	—	—	—	—	—	14,818	..	2,561	21,916	792
Other sorts of machinery . . . "	—	—	—	—	—	62,016	38,620	59,666	43,970	65,724
Total of Machinery, etc. . . "	—	—	—	—	—	96,834	38,620	62,227	65,886	66,516

(a) Separately recorded from April, 1916

No. 12—continued
IMPORTS—continued

GOVERNMENT STORES—continued

PRINCIPAL AND OTHER ARTICLES	QUANTITY					VALUE				
	1914-15	1915-16	1916-17	1917-18	1918-19	1914-15	1915-16	1916-17	1917-18	1918-19
BOMBAY—continued						£	£	£	£	£
BOMBAY (CHIEF PORT)—continued										
Metals and Ores—										
Brass, Bronze, and similar alloys, wrought cwts	256	289	426	1,025	2,215	1,112	1,356	3,489	17,077	10,991
Copper—										
Unwrought "	909	6,986	1,206	3,732	..	11,081	81,390	6,483	22,063	..
Wrought "	2,098	284	1,027	1,119	3,842	7,671	1,608	8,182	10,120	32,610
Total of Copper "	3,007	7,270	2,233	4,851	3,842	19,552	83,007	14,615	32,192	32,610
Iron—										
Pig tons	..	50	118	125	304	944	874	..
Manufactures—										
Angle, bolt and rod "	83	88	377	96	257	591	1,448	6,889	2,341	9,604
Bars and channel "	8	53
Total of Iron "	83	138	498	221	257	591	1,752	7,886	3,215	9,604
Iron or steel—										
Hoops and strips "	16	130	342	439	134	148	1,690	7,482	10,071	3,001
Nails, screws, rivets, and washers "	8	7	162	187	144	101	151	3,976	4,982	6,548
Sheets and plates, including galvanised and tinned plates "	309	405	1,474	985	3,093	3,435	6,338	26,108	17,500	52,872
Wire "	86	269	757	1,059	467	1,316	5,986	10,615	39,888	15,868
Others "	2,381	1,994	1,196	894	667	19,413	18,333	16,456	8,605	10,043
Total of Iron or steel "	2,800	2,885	3,983	3,064	4,495	24,413	32,498	73,637	81,139	88,332
Steel—										
Bars and Channel "	165	257	366	1,034	909	2,492	5,632	10,058	25,804	21,814
Cast "	144	337	244	201	58	2,280	10,556	8,822	9,804	8,152
Total of Steel "	309	594	610	1,235	967	4,772	16,188	18,880	35,608	29,966
Lead—										
Pig cwts	1,161	18,801	10,355	20,678	..	1,279	18,790	18,664	32,905	..
Wrought—										
Sheets, pipes, and tubes "	40	731	881	315	1,460	70	1,286	1,761	264	2,700
Other sorts "	858	501	989	881	..
Total of Lead "	1,201	19,532	11,594	21,494	1,466	1,349	20,076	21,554	34,050	2,700
Tin wrought (including plates or sheets not being tinned iron) "	..	9	1,475	150	776	..	85	3,196	2,761	15,417
Zinc or Spelter wrought or manufactured "	663	1,643	1,098	1,481	2,429	804	4,220	5,789	5,503	8,530
Metals and Ores, unenumerated "	651	108	1,114	3,015	1,919	5,137	1,054	11,087	30,481	11,550
Total of Metals and Ores: tons	3,484	5,060	6,938	6,166	6,351	57,590	110,186	160,083	242,023	216,700
Paper and Pasteboard—										
Paper—										
Printing paper cwts	80	187	179	154	611	1,403
Writing paper and envelopes value	50	476	3,056	9,198	5,289
Other kinds of paper cwts	3	45	396	1,993	884	11	124	1,082	9,088	5,527
Pasteboard, Millboard, and Cardboard of all kinds "	109	362	97	456	429	388
Total of Paper, etc. value	61	600	4,748	19,296	12,607
Railway plant and Rolling-stock—										
Carriages and wagons and parts thereof "	22,490	84,238	880	26,015	113,250
Locomotive Engines and tenders and parts thereof "	592	31,346
Materials for construction—										
Balls and fish plates of steel or iron cwts	67,002	..	6	..	81	23,801	..	19	..	217
Other sorts "	683	1,275
Total of Railway plant, etc. value	46,291	84,238	2,174	26,607	144,813

TRADE AT CHIEF PORT
BOMBAY

(86)

No. 12—continued
IMPORTS—concluded

GOVERNMENT STORES—concluded.

PRINCIPAL AND OTHER ARTICLES	QUANTITY					VALUE				
	1914-15	1915-16	1916-17	1917-18	1918-19	1914-15	1915-16	1916-17	1917-18	1918-19
						£	£	£	£	£
BOMBAY—continued										
BOMBAY (CHIEF PORT)—continued										
Ships, parts of (including Launches and Boats) value	—	—	—	—	—	6,958	10,227	566,237	316,612	10,101
Stationery (excluding paper)	—	—	—	—	—	23,122	32,115	26,488	23,018	20,013
Telegraphs, materials for construction of	—	—	—	—	—	65,451	41,630	21,579	81,331	68,800
Textiles—										
Cotton—										
Manufactures—								40		53,434
Hosiery value	—	—	—	—	—	—	—	—	—	—
Piece goods—										
Grey (unbleached) yds.	13,032	—	14,201	134,506	6,340	261	—	2,432	3,408	126
White (bleached)	1,500	—	36,618	354,220	24,360	27	—	1,095	39,905	1,243
Coloured, printed or dyed	10,148	124,924	6,732	2,372,776	112,683	572	1,018	554	132,015	11,417
Others value	—	—	—	—	—	—	—	13,518	156,556	243,078
Total of cotton	—	—	—	—	—	860	1,018	17,639	332,784	309,338
Flax—										
Manufactures—										
Canvas yds.	—	—	1,972,923	2,279,166	693,404	—	—	387,291	418,566	213,069
Others value	—	—	—	—	—	—	—	9,830	28,175	29,541
Total of Flax	—	—	—	—	—	—	—	397,121	446,741	242,610
Wool—										
Manufactures—										
Hosiery lbs	—	—	16,808	164,100	31,400	—	—	2,807	11,861	1,817
Piece goods yds.	13,274	200	75,563	1,062,760	4,007,959	854	11	12,024	206,883	806,064
Other sorts lbs	—	—	189,072	1,085,408	146,834	—	—	11,633	141,067	74,573
Total of Wool value	—	—	—	—	—	854	11	26,464	359,811	832,460
Total of Textiles	—	—	—	—	—	1,714	1,029	441,224	1,139,336	1,434,408
All other articles—										
Unmanufactured	—	—	—	—	—	1,063	673	38,587	63,263	1,771
Manufactured	—	—	—	—	—	70,355	194,400	1,001,810	323,732	1,361,300
GRAND TOTAL OF GOVERNMENT STORES	—	—	—	—	—	620,973	756,338	3,301,252	5,024,980	5,944,663
ABSTRACT										
Cotton Manufactures	—	—	—	—	—	7,518,548	5,775,287	9,375,185	9,752,452	12,505,513
Liquors	—	—	—	—	—	373,431	362,806	512,173	599,206	637,198
Metals and Ores (excluding Hardware and Cutlery)	—	—	—	—	—	3,126,809	2,057,497	2,110,038	2,198,262	3,032,339
Other articles, except Salt	—	—	—	—	—	19,897,507	21,274,084	24,883,235	25,842,265	30,953,469
Total	—	—	—	—	—	30,716,297	29,469,676	36,880,626	37,872,205	47,388,519
Salt	—	—	—	—	—	1,680	1,777	3,116	3,581	6,756
GRAND TOTAL	—	—	—	—	—	30,717,927	29,471,253	36,883,741	37,875,786	47,395,275

No. 12—continued

EXPORTS

INDIAN MERCHANDISE

PRINCIPAL AND OTHER ARTICLES	QUANTITY					VALUE				
	1914-15	1915-16	1916-17	1917-18	1918-19	1914-15	1915-16	1916-17	1917-18	1918-19
BOMBAY—continued										
BOMBAY (CHIEF PORT)—continued										
Animals, living . . . no.	351	685	4,177	1	741	5,369	1,150	540	3	5,493
Apparel, including drapery, uniforms, accoutrements, but excluding hosiery and boots and shoes . . . value	—	—	—	—	—	12,896	10,542	18,708	19,016	27,160
Books, printed, and printed matter (not being stationery), including maps and charts . . . cwts	6,287	6,142	5,669	3,792	2,337	21,361	26,397	22,478	16,239	18,764
Bristles . . . "	1,761	2,808	1,770	1,648	573	35,780	61,804	42,352	59,311	26,762
Boots and shoes . . . pairs	29,736	16,128	24,110	39,010	110,656	4,827	1,389	2,619	5,038	21,795
Candles of all kinds . . . lbs	109,540	50,374	227,445	673,687	1,241,454	1,988	1,091	4,733	17,375	39,914
Chemicals and chemical preparations excluding chemical manures and medicines—Potassium compounds—Saltpetre . . . cwts	6,42	32,250	98,966	21,538	707	7,076	53,208	133,489	20,107	1,139
Others . . . value	—	—	—	—	—	1,725	2,683	5,620	7,387	4,338
Total of Chemicals, etc. . . "	—	—	—	—	—	9,401	55,891	139,118	27,494	5,477
Coffee . . . cwts	15,898	12,081	60,953	104,067	50,691	48,529	41,192	2,0242	358,167	239,677
Coir—										
Unmanufactured . . . "	82	474	401	155	390	93	290	237	79	208
Manufactured (excluding rope) . . . "	3,149	5,786	4,229	12,416	36,261	2,917	4,743	9,399	10,509	35,649
Total of Coir . . . "	3,231	6,260	4,630	12,571	36,657	2,930	4,973	9,626	10,588	35,852
Drugs and Medicines (excluding chemicals and narcotics) value	—	—	—	—	—	12,760	13,794	30,164	34,016	72,052
Dyeing and Tanning substances—										
Indigo . . . cwts	1,427	2,565	8,102	6,922	4,281	41,081	73,625	138,105	304,787	120,079
Myrobalans . . . "	701,891	680,371	527,122	381,585	340,890	203,742	260,267	242,295	155,907	131,259
Turmeric . . . "	28,253	24,584	58,746	43,142	4,560	23,506	21,526	13,371	62,223	68,048
Others . . . "	1,310	587	136	120	600	1,081	470	459	170	2,522
Total of Dyeing and Tanning substances . . . "	732,881	708,107	594,506	44,769	388,421	269,410	355,888	504,320	523,087	321,928
Fish (excluding canned fish)—										
Fish, dry, unsalted . . . cwts	10,631	10,737	15,728	7,146	3,881	10,212	11,778	17,417	7,757	6,184
" " salted . . . "	10	482	250	2,799	1,522	8	553	273	4,357	3,274
Fishmaws and shark-fins . . . "	3,000	4,851	2,647	2,909	1,113	24,043	41,740	23,780	29,075	10,551
Total Fish . . . "	13,541	16,070	18,625	12,854	6,516	34,263	54,071	41,470	40,189	20,009
Fodder, Bran, and Pollards (excluding oil-cake)—										
Bran and pollards . . . tons	1,007	2,276	2,905	2,283	1,666	10,534	14,014	20,191	15,501	16,029
Other sorts . . . cwts	5,605	11,746	12,343	7,017	399	2,147	4,555	4,899	3,601	139
Total Fodder, etc. value	—	—	—	—	—	12,731	18,569	25,090	19,102	16,168

TRADE AT CHIEF PORT
BOMBAY

(88)

No. 12—continued
EXPORTS—continued

INDIAN MERCHANDISE—continued

PRINCIPAL AND OTHER ARTICLES	QUANTITY					VALUE				
	1914-15	1915-16	1916-17	1917-18	1918-19	1914-15	1915-16	1916-17	1917-18	1918-19
BOMBAY—continued										
BOMBAY (CHIEF PORT)—continued										
Fruits and Vegetables—										
Fresh fruits and vegetables—										
Fresh fruits . . . value	—	—	—	—	—	3,233	4,720	5,569	9,949	5,122
Fresh vegetables of all kinds . . .	—	—	—	—	—	47,221	62,259	56,580	42,506	32,980
Fruits and vegetables: dried, salted, or preserved, all sorts . . . cwts	42,629	47,725	94,354	37,977	75,978	53,634	66,444	106,323	42,006	84,204
Total Fruits, etc. value	—	—	—	—	—	104,088	133,429	168,351	90,054	122,306
Furniture and Cabinetware . . .	—	—	—	—	—	12,982	13,889	13,109	10,249	16,231
Glass and glass-ware . . .	—	—	—	—	—	3,606	2,251	4,426	7,325	2,646
Grain, Pulse, and Flour—										
Barley . . . cwts	7,890	122,949	719,701	217,463	219,997	2,422	44,013	237,652	78,775	81,302
Gram . . .	45,643	79,712	69,566	166,190	278,725	19,493	33,643	32,658	69,689	114,641
Jawar and bajra . . .	1,473,659	752,044	650,390	240,895	104,298	558,850	263,387	238,473	1,01,558	54,568
Lentils (a) . . .	—	—	—	—	349,675	—	—	—	—	216,117
Maize . . .	5,493	8,928	7,407	7,187	10,354	1,861	3,708	2,263	2,389	4,103
Oats . . .	1,505	4,649	7,285	7,135	1,881	594	1,901	3,647	3,476	1,101
Pulse (b) . . .	164,721	422,709	901,377	1,605,665	217,764	76,389	216,066	479,474	824,671	106,117
Rice, not in the husk . . .	505,522	619,179	1,537,965	2,369,236	2,092,191	256,024	322,098	846,233	1,299,426	1,526,146
Wheat . . .	230,651	1,572,441	1,230,238	4,854,974	792,298	101,410	691,673	556,891	2,184,252	417,553
flour . . .	469,396	462,994	567,013	651,353	446,144	275,288	298,900	359,136	481,197	405,343
Others . . .	3,516	1,911	24,572	5,422	8,174	1,532	769	10,070	3,516	4,927
Total Grain, Pulse, and Flour . . .	2,907,996	4,047,516	5,721,564	10,025,570	4,521,471	1,294,372	1,875,331	2,766,997	5,048,248	2,931,933
Gums and Resins—										
Arabic . . .	20,753	12,363	9,247	4,181	2,165	25,773	16,682	17,181	10,085	6,547
Others . . .	7,905	10,768	27,454	20,180	19,994	11,701	15,715	39,379	56,413	70,582
Total Gums and Resins . . .	28,658	23,131	36,701	24,361	22,159	37,474	32,397	56,560	66,498	77,129
Hardware and Cutlery, including plated-ware . . . value	—	—	—	—	—	6,523	5,796	6,652	2,549	—
Hides and Skins, raw—										
Hides, raw—										
Buffalo hides . . .	754	1,500	7,954	995	536	4,570	3,591	37,955	4,705	3,292
Cow hides . . .	11,408	112	52,671	24,325	11,243	51,345	745	327,418	166,678	60,368
Calf skins . . .	142	..	594	308	832	1,564	..	3,269	2,810	3,433
Other hides	380	633
Total of Hides, raw . . .	12,304	1,621	61,549	26,628	12,611	57,979	4,386	369,275	174,193	67,093
Skins, raw—										
Goat skins . . .	127,671	125,076	189,459	153,271	132,475	331,972	407,526	1,088,324	940,703	1,028,172
Sheep skins . . .	924	7,401	9,428	6,296	21,845	3,447	33,688	71,736	51,349	189,782
Other skins	1	9	165	15	257	2,955
Total of Skins, raw . . .	128,595	132,477	198,888	159,576	154,485	335,419	441,169	1,160,075	992,309	1,220,909
Total of Hides and skins, raw . . .	140,899	134,098	260,437	185,204	167,096	393,398	445,495	1,529,350	1,172,502	1,288,002

(a) Separately recorded from April, 1918
(b) Includes "Lentils" prior to April, 1918

No. 12—continued
EXPORTS—continued

INDIAN MERCHANDISE—continued

PRINCIPAL AND OTHER ARTICLES	QUANTITY					VALUE				
	1914-15	1915-16	1916-17	1917-18	1918-19	1914-15	1915-16	1916-17	1917-18	1918-19
BOMBAY—continued										
BOMBAY (CHIEF PORT)—continued										
Horns, tips and pieces of horn, and hornmeal . cwts	16,854	11,827	20,927	7,811	14,637	22,090	21,369	30,430	18,104	86,930
Jewellery (excluding imitation jewellery and Precious stones and pearls, unset), also plate of gold and silver—										
Jewellery . . . value	—	—	—	—	—	357	1	233
Plate of gold and silver ..	—	—	—	—	—	1,490	1,488	1,011	216	..
Total of Jewellery, etc. ..	—	—	—	—	—	1,847	1,489	1,244	216	..
Lac—										
Shell . . . cwts	215	20	94	600	6,876	746	92	525	4,267	61,926
Other kinds . . . "	24	25	545	107	103	4,706
Total of lac . . . "	239	45	94	600	7,421	853	195	525	4,267	66,632
Leather—										
Hides, tanned or dressed—										
Buffalo hides . . . { cwts	2,993	474	1,820	756	348	24,744	3,466	13,259	6,731	2,757
=no.	=23,379	=4,243	=20,182	=6,720	=2,966					
Cow hides . . . { cwts	42,692	46,715	41,807	61,387	57,275	376,308	443,209	491,846	497,141	415,911
=no.	=394,423	=465,718	=552,027	=758,351	=708,181					
Other hides . . . { cwts	117	280	4,213	..	902	1,290	2,991	56,489	..	14,246
=no.	=7,291	=14,914	=140,328	..	=28,171					
Total of Hides, etc. { cwts	46,002	47,469	47,840	62,143	58,525	402,342	449,666	561,594	503,872	432,014
=no.	=425,093	=484,875	=721,537	=765,071	=739,318					
Skins, tanned or dressed—										
Goat skins . . . { cwts	12,044	11,263	13,443	8,915	11,903	177,539	146,496	238,517	230,557	404,067
=no.	=1,249,467	=1,055,244	=1,535,712	=1,004,691	=1,538,236					
Sheep skins . . . { cwts	4,688	6,695	13,437	6,866	14,226	66,414	93,013	280,274	177,131	461,321
=no.	=541,327	=631,768	=1,967,079	=1,012,439	=2,312,320					
Other skins . . . { cwts	9	6	323	104	57	156	85	4,051	2,449	1,247
=no.	=68	=36	=29,506	=34,647	=21,908					
Total of Skins, etc. { cwts	16,741	17,964	27,203	15,885	26,186	244,109	230,597	523,442	410,137	866,635
=no.	=1,791,356	=1,887,048	=3,552,297	=2,051,977	=3,772,464					
Unwrought . . . cwts	245	232	10,342	1,324	1,367	2,007	3,276	48,857	5,128	11,080
Manufactures (excluding boots and shoes)—										
Saddlery and harness . value	—	—	—	—	—	1,890	142	160	187	644
Other sorts . . . "	—	—	—	—	—	772	158	621	582	3,310
Total of Leather . . . "	—	—	—	—	—	651,120	692,839	1,134,674	919,908	1,314,583
Manures—										
Bones . . . tons	10,029	4,591	6,497	4,091	3,215	52,039	10,574	37,885	23,849	19,509
Others . . . "	1,510	1,140	1,080	997	693	10,888	10,768	10,106	15,047	9,367
Total of Manures . . . "	11,539	5,731	7,557	5,088	3,908	62,927	20,342	47,971	38,896	28,891
Metals and Ores—										
Brass, Bronze, and similar alloys—										
Unwrought . . . cwts	5	..	180	13	..	480
Wrought . . . "	1,136	682	2,125	231	48	7,337	5,006	13,921	1,931	553
Total of Brass, etc. ..	1,141	682	2,305	231	48	7,350	5,006	14,401	1,931	553
Copper—										
Ore . . . tons	..	1	33
Old, for re-manufacture . . cwts	5	60	..	1,030	..	17	185	..	3,433	..
Wrought sheets and other manufactures . . . "	1,150	543	14,536	250	466	6,843	3,212	54,306	1,878	4,242
Total of Copper (excluding ore) . . . "	1,155	603	14,536	1,280	466	6,860	3,397	54,306	5,311	4,242

TRADE AT CHIEF PORT
BOMBAY

(90)

No. 12—continued
EXPORTS—continued

INDIAN MERCHANDISE—continued

PRINCIPAL AND OTHER ARTICLES	QUANTITY					VALUE				
	1914-15	1915-16	1916-17	1917-18	1918-19	1914-15	1915-16	1916-17	1917-18	1918-19
BOMBAY—continued										
BOMBAY (CHIEF PORT)—continued										
Metals and Ores—continued										
Iron or Steel—										
Fig . . . tons	1	10	80	83	..	4	47	800	898	..
Manufactures—										
Anchors and cables . . . "	82	42	43	12	40	445	621	887	908	1,522
Nails, screws, rivets, and washers . . . "	132	120	178	93	187	2,206	2,252	4,851	3,595	8,075
Old, for remanufacture . . . "	6,423	398	30	23,159	1,134	209
Others . . . "	136	102	72	18	35	2,371	1,622	1,099	659	841
Total of Iron or Steel . . . "	301	283	6,795	559	292	5,026	4,542	31,346	6,020	10,647
Manganese ore . . . "	365,296	392,915	394,146	247,808	180,376	417,260	444,809	457,062	287,359	218,212
Wolfram ore . . . "	18	3,526	57	..
Metals, unenumerated cwts	410	362	1,649	498	86	3,049	3,254	12,526	5,892	4,547
Ores . . . tons	..	11	38	500	1,134	..	113	541	1,502	3,241
Total of Metals . . . "	436	365	7,719	659	322	22,285	16,109	112,579	19,168	19,989
Total of Ores . . . "	365,286	392,927	394,202	248,108	181,510	417,260	445,015	461,139	288,918	221,453
Total of Metals and Ores . . . "	365,722	393,292	401,921	248,767	181,832	439,545	461,214	573,708	308,051	241,442
Mica . . . cwts	2,080	1,455	1,049	3,781	1,438	5,986	4,608	3,332	6,693	11,045
Oils—										
Essential—										
Lemon grass oil . . . gals.	28	28	..	977	3,669	83	67	..	1,842	6,402
Sandal wood oil . . . "	12,571	190,513
Other sorts . . . "	9,197	18,764	16,884	25,412	10,070	18,329	41,052	40,097	143,538	26,517
Mineral oil . . . "	738	1,192	778	14,580	149,461	41	78	49	743	10,569
Vegetable, non-essential—										
Castor . . . gals.	6,725	21,623	107,562	331,927	452,940	756	2,543	14,725	45,519	96,868
Coconut . . . "	8,882	6,300	3,693	209,227	340,679	1,436	899	607	30,284	144,856
Groundnut . . . "	8,421	26,035	24,128	11,325	132,384	947	2,625	2,690	2,051	23,365
Linseed . . . "	902	844	1,000	3,857	442,790	130	162	212	678	112,313
Sesamum (hll or jinjill) . . . "	137,700	103,049	159,972	129,225	83,644	18,355	12,462	19,876	16,260	14,711
Others . . . "	3,555	5,259	26,049	8,362	13,631	500	808	2,285	1,245	2,538
Total of Vegetable, non-essential . . . "	166,185	162,110	322,494	693,023	1,966,068	22,124	19,499	41,395	96,046	394,851
Others . . . "	567	7	108	80	16,049	57	1	20	9	1,458
Total of Oils . . . "	176,715	182,101	340,264	734,072	2,157,838	40,634	60,697	81,661	242,178	630,170
Oil-cakes—										
Castor cake . . . cwts	20	25,969	40,086	1,141	5,850	4	5,458	10,810	349	1,708
Cotton cake . . . "	50,966	29,680	14,227	12,301	8,897	3,794
Groundnut cake . . . "	101,248	221,217	117,227	66,232	85,250	29,542	68,338	35,884	16,362	28,230
Linseed, rape, and sesamum cake (b) . . . "	170,256	145,179	147,168	29,716	..	52,271	53,850	63,359	12,262	..
Linseed cake (a) . . . "	45,306	11,137
Others . . . "	14,592	9,574	2,923	..	2,183	3,916	2,333	600	..	1,276
Total of Oil-cakes . . . "	337,082	431,619	331,481	97,089	138,659	98,124	138,871	114,537	28,973	37,351
Paints and Painters' materials . . . value										
Perfumery ** (not being perfumed spirits) . . . "	128	957	571	472	3,522
Others . . . "	2,037	4,144	8,777	8,057	4,554

(a) Separately recorded from April 1918
(b) Includes linseed cake prior to April 1918

No. 12—continued
EXPORTS—continued

INDIAN MERCHANDISE—continued

PRINCIPAL AND OTHER ARTICLES	QUANTITY					VALUE				
	1914-15	1915-16	1916-17	1917-18	1918-19	1914-15	1915-16	1916-17	1917-18	1918-19
BOMBAY—continued						£	£	£	£	£
BOMBAY (CHIEF PORT)—continued										
Provisions and Oilman's stores—										
Butter lbs	546,322	812,481	1,460,663	1,503,078	673,252	29,452	44,835	81,388	94,735	47,466
Ghi "	831,990	1,224,861	903,792	992,055	928,768	34,293	48,979	38,212	49,481	52,101
Pickles, chutnies, and condiments cwts	17,123	20,592	16,253	8,682	6,041	20,832	24,651	21,421	12,296	9,427
Others value	—	—	—	—	—	18,546	25,654	93,869	67,376	71,325
Total of Provisions, etc. "	—	—	—	—	—	103,123	144,119	234,890	223,888	180,319
Rubber—										
Raw lbs	89,488	11,236
Manufactures value	600
Seeds—										
Oil-seeds—										
Essential—										
Ajama cwts	2,608	3,743	2,420	1,851	1,796	2,045	2,681	1,920	1,458	1,749
Ajwan "	6,729	11,748	10,775	1,342	3	2,269	3,977	4,039	907	4
Coriander "	10,414	18,438	14,278	25,998	11,326	7,297	14,451	13,273	27,516	13,477
Cummin (other than black) "	11,071	23,496	27,375	19,332	14,574	20,236	59,010	73,311	57,350	38,981
Fennel "	4,126	4,783	7,584	14,581	7,715	3,319	4,905	8,009	13,388	9,049
Fenugreek "	15,725	7,704	7,808	16,184	5,751	8,978	5,234	5,747	14,066	6,126
Sawa or dil "	1,917	3,366	6,820	35,062	3,324	1,323	2,381	6,874	30,248	3,371
Others "	290	488	692	467	598	268	402	692	457	989
Total of Essential "	52,870	73,661	80,197	114,917	45,087	45,730	92,991	118,865	145,390	73,746
Non-essential—										
Castor "	1,464,615	1,554,744	1,716,876	1,617,411	1,140,735	686,178	716,121	884,856	963,600	1,063,788
Copra or coconut kernel "	1,049	716	26,333	8,038	6,438	1,760	1,251	36,372	8,797	9,986
Cotton "	3,839,049	1,801,728	748,473	4,039	6,354	927,020	417,791	192,134	1,644	2,972
Groundnuts "	422,632	482,289	1,562,040	860,148	115,419	244,855	238,911	947,904	590,309	135,638
Linseed "	2,230,443	1,718,780	5,738,828	2,229,844	2,863,055	1,222,197	948,919	3,641,125	1,425,527	2,315,635
Mowa or mowra "	138,102	80,997	84,795	45,988	22,772	26,480
Mustard "	43,573	59,149	121,005	35,049	35,254	35,373	52,794	117,352	39,395	46,732
Niger "	11,069	5,566	31,314	..	211	6,285	2,483	14,300	..	263
Poppy "	105,236	134,475	109,930	39,737	38,268	70,556	30,490	62,685	27,731	36,720
Rape "	650,417	581,230	500,663	239,548	222,507	395,209	297,021	271,256	162,659	186,828
Sesamum (til or jilji) "	780,774	247,619	1,536,070	227,238	23,750	584,747	147,536	985,866	169,201	27,916
Others "	21,605	5,585	5,113	1,031	2,102	10,214	2,785	1,323	347	1,163
Total of Non-essential "	9,708,572	6,672,958	12,182,030	5,312,133	4,474,093	4,230,332	2,928,874	7,192,653	3,394,170	3,727,703
Other than oil-seeds "	6,624	4,056	3,566	1,898	1,253	3,427	2,853	3,390	1,885	1,364
Total of Seeds "	9,768,066	6,750,875	12,265,793	5,429,848	4,520,433	4,279,489	3,024,718	7,314,907	3,541,445	3,802,813
Soap "	73	1,897	5,830	4,951	7,125	68	1,413	6,217	6,078	8,836
Spices—										
Betelnuts lbs	192,762	151,357	202,970	351,961	202,948	2,364	2,632	3,807	7,111	4,545
Cardamoms "	280,164	352,127	236,765	794,792	507,756	38,062	36,277	24,961	72,578	41,043
Chillies "	857,933	1,076,569	2,191,858	297,375	265,183	8,488	21,142	31,275	4,242	4,220
Ginger "	3,813,569	4,243,250	4,765,034	5,899,344	2,817,303	42,036	46,574	64,815	95,327	47,530
Pepper "	1,832,031	1,961,392	1,952,076	5,311,726	3,104,841	43,097	50,902	60,216	173,950	266,423
Others "	93,412	19,789	67,424	14,406	49,314	2,187	236	964	260	1,174
Total of Spices "	7,069,871	8,404,484	9,417,627	12,669,604	11,947,350	136,734	157,863	186,038	353,468	364,935
Stationery (excluding paper) value	—	—	—	—	—	1,757	2,483	2,961	4,974	8,220

TRADE AT CHIEF PORT
BOMBAY

(92)

No. 12—continued
EXPORTS—continued

INDIAN MERCHANDISE—continued

PRINCIPAL AND OTHER ARTICLES	QUANTITY					VALUE				
	1914-15	1915-16	1916-17	1917-18	1918-19	1914-15	1915-16	1916-17	1917-18	1918-19
BOMBAY—continued										
BOMBAY (CHIEF PORT)—continued										
Sugar—										
Sugar, 16 Dutch standard and above . cwt	15,370	15,661	30,369	37,000	127,052	15,528	19,779	46,208	61,741	229,717
Sugar, 16 Dutch standard and below . "	4,811	4,854	5,476	1,773	6,857	3,722	4,749	5,739	1,831	7,566
Confectionery . "	5	12	147	114	707	15	40	375	1,102	2,228
Total of Sugar . "	20,186	20,527	36,992	38,887	134,616	19,265	24,568	52,322	64,764	239,511
Tallow and Stearine (including grease and animal fat) . "	3,723	2,934	5,507	4,489	3,046	6,883	6,112	11,659	10,192	6,088
Tea—										
Black . lbs	4,039,149	11,195,087	3,721,750	9,054,340	14,296,986	162,506	612,612	199,887	488,308	890,506
Textiles—										
Cotton—										
Raw . cwt	7,763,701	7,151,457	7,588,582	6,672,702	3,211,809	10,644,644	13,416,551	20,465,614	25,997,657	18,164,148
Kapok . "	9,114	8,115	7,223	8,340	1,366	10,026	13,551	15,580	17,969	6,526
Waste (a) . "					70,976					188,176
Twist and Yarn—										
Mule and water										
Nos. 1 to 10 . lbs	68,678,316	66,722,442	64,357,674	61,447,943	27,285,616	1,997,451	2,239,431	2,326,713	2,188,855	2,044,139
Nos. 11 to 20 . "	54,856,734	60,062,728	76,080,084	50,857,625	31,921,300	1,858,367	1,894,266	2,598,934	2,302,994	2,317,767
Nos. 21 to 30 . "	2,905,630	3,720,275	3,867,965	2,926,350	1,987,710	106,124	135,659	169,815	179,799	194,097
Nos. 31 to 40 . "	335,610	230,450	376,260	736,300	233,600	14,890	10,668	19,539	44,271	22,396
Above No. 40 . "	310		4,300		175,400	21		385		20,927
Orange, red, and other colours										
Nos. 1 to 20 . "	326,160	293,937	180,300	212,668	277,167	15,325	14,782	10,838	17,348	31,042
Nos. 21 to 40 . "	655,044	438,413	806,300	226,055	234,075	29,292	22,830	27,887	22,395	37,518
Above No. 40 . "			2,000		400			267		62
Unspecified descriptions of twist and yarn . "	79,620	257,850	699,994	1,050,159	487,063	3,582	10,309	30,962	66,099	49,763
Total of Twist and yarn . "	127,832,924	151,731,595	165,874,877	117,457,100	62,552,331	4,024,962	4,377,895	5,184,340	4,821,761	4,717,711
Manufactures—										
Handkerchiefs and shawls in the piece . no.										
	87,957	271,118	836,997	342,808	827,840	1,804	5,545	18,081	13,614	16,436
Hosiery . value										
						5,469	9,898	11,549	7,979	13,535
Piece goods—										
Grey (unbleached)—										
Chadars and Dhutias . yds	5,104,979	5,677,945	12,213,034	7,493,976	5,270,969	69,331	72,094	192,332	150,553	141,849
Drills and Jeans . "	205,760	711,608	1,149,059	696,600	729,860	2,493	7,056	12,440	11,301	16,369
T. Cloth and Domestic . "	15,744,302	25,339,542	92,704,879	35,261,198	24,007,030	152,143	226,170	953,394	462,973	515,450
Shirtings . "	2,806,419	5,615,465	12,903,694	6,393,244	4,661,900	24,527	42,722	116,639	82,199	102,393
Other sorts . "	7,890,988	15,127,414	36,107,395	24,429,791	16,584,423	79,132	137,989	396,110	410,193	412,077
Total Grey (unbleached) . "	31,752,448	52,471,974	155,078,031	74,274,809	51,254,232	327,626	486,087	1,670,965	1,117,219	1,188,738
White (bleached)—										
Chadars and Dhutias . "	17,115	7,001	111,800	257,165	377,757	265	179	2,010	7,347	10,991
Drills and jeans . "		41,436	23,045	87,364	119,220		726	492	2,718	3,892
Shirtings . "			8,000	192,290	219,291			108	2,376	4,757
Others . "	77,514	172,846	1,209,042	1,647,989	2,235,202	1,432	2,502	20,017	36,536	67,171
Total White (bleached) . "	94,629	222,183	1,441,887	2,184,308	3,001,469	1,697	3,407	22,627	49,477	86,811
Coloured, printed, or dyed—										
Lungs and Saris . "	675,962	717,475	867,021	1,120,258	1,059,804	7,949	11,938	17,460	33,978	42,469
Drills and Jeans . "	18,308	1,542,307	3,470,001	1,669,928	1,224,027	221	11,558	29,721	21,285	24,411
Other sorts . "	12,936,054	29,189,649	72,540,159	80,222,433	61,327,386	195,058	332,211	1,095,750	1,593,559	1,795,342
Total Coloured, printed, or dyed . "	13,630,324	31,449,471	76,877,181	83,012,619	63,611,217	293,228	406,757	1,142,940	1,648,822	1,862,222
Total Piece goods . "	45,377,401	84,143,628	233,397,099	159,472,236	117,866,912	532,551	896,201	2,836,532	2,815,518	3,137,771

(a) Separately recorded from December 1918

No. 12—continued
EXPORTS—continued

INDIAN MERCHANDISE—continued

PRINCIPAL AND OTHER ARTICLES	QUANTITY					VALUE				
	1914-15	1915-16	1916-17	1917-18	1918-19	1914-15	1915-16	1916-17	1917-18	1918-19
BOMBAY—continued						£	£	£	£	£
BOMBAY (CHIEF PORT)—continued										
Textiles—continued										
Cotton—continued										
Thread, sewing lbs	81,607	184,888	252,586	111,531	140,347	4,953	10,806	17,554	8,272	13,399
Other sorts of manufactures value	—	—	—	—	—	18,459	20,878	55,363	94,081	149,665
Total of Cotton manufactures (including twist and yarn) "	—	—	—	—	—	4,588,193	5,320,723	8,127,419	7,761,225	8,048,517
Total Cotton, raw and manufactures "	—	—	—	—	—	21,248,868	18,750,825	28,608,618	33,776,751	26,407,367
Haberdashery and millinery "	—	—	—	—	—	4,628	2,781	11,063	3,239	8,449
Hemp (chiefly saun)—Raw cwt	270,172	233,585	344,956	151,797	174,787	302,766	279,192	545,836	320,097	530,190
Manufactures (excluding cordage) value	—	—	—	—	—	1,214	129	338	338	1,219
Total Hemp, raw and manufactures "	—	—	—	—	—	303,980	279,321	546,174	321,030	531,409
Jute—Raw tons	..	1	819	..	89	8	1	21,739	..	1,509
Twist and yarn lbs	18,920	200,154	112	805	1,767	29
Manufactures—Gunny bags no.	879,523	1,016,636	—	—	—	20,079	24,216	—	—	—
Sacking Gunny bags tons	—	—	2,671,200	2,491	1,668	—	—	69,653	79,795	65,630
Hessian " "	—	—	285,000	2,431,510	1,829,275	—	—	3,806
Gunny cloth yards	353,590	807,240	—	—	—	4,289	10,988	—	—	—
Sacking cloth, Gunny "	—	—	941,500	194,000	..	—	—	10,916	2,387	..
Hessian cloth, Gunny "	—	—	1,601,000	369,201	667,500	—	—	20,448	5,375	14,832
Rope and twine cwt	1,514	2,116	2,391	1,768	3,633	2,072	2,818	3,287	3,944	8,894
Others value	—	—	—	—	—	2	38	101	466	208
Total Jute manufactures "	—	—	—	—	—	27,042	38,050	108,211	91,967	89,564
Total Jute, raw and manufactures "	—	—	—	—	—	27,050	38,051	130,255	93,754	91,084
Silk—										
Mulberry silk (including tasar and other wild silks)—Raw lbs	..	409	6,992	5,884	155,828	..	227	5,126	5,037	177,657
Chasam or waste "	36,161	64,064	96,635	58,295	145,841	1,669	3,665	6,994	5,686	8,149
Cocoons "	3,856	..	206,442	34,834	42,330	305	..	30,341	3,613	5,488
Others "	2,026	560	19,600	687	56	294
Total of Silk, raw "	40,017	64,473	302,095	99,573	363,099	1,974	3,892	43,098	14,392	191,589
Manufactures—Goods of silk mixed with other materials yards	110,715	16,565	45,139	39,645	464,244	7,800	1,324	3,665	3,121	37,237
Silk piece goods "	52,080	29,768	37,690	42,768	222,094	2,548	2,263	4,070	3,686	30,995
Others lbs	90	6,183	..	835	46,523	25	328	..	354	6,875
Total of Silk manufactures value	—	—	—	—	—	10,373	3,905	7,735	7,161	77,097
Total of Silk, raw and manufactures "	—	—	—	—	—	12,347	7,797	50,833	21,553	268,685
Wool—										
Raw lbs	17,489,314	24,802,961	27,153,569	27,150,769	35,038,804	738,986	1,278,002	1,821,058	2,032,164	2,803,074
Manufactures—Carpets and rugs "	304,290	455,928	830,527	227,403	174,322	45,724	60,694	99,354	52,689	16,095
Others value	—	—	—	—	—	1,599	3,074	3,797	1,179	8,286
Total of Woollen manufactures "	—	—	—	—	—	47,323	63,768	103,151	53,868	24,381
Total of wool and woollens "	—	—	—	—	—	786,309	1,336,770	1,924,209	2,086,032	2,827,456
Other textiles "	—	—	—	—	—	550	1,309	..
Total of Textiles "	—	—	—	—	—	22,983,180	20,415,495	31,271,697	36,303,668	30,134,449

TRADE AT CHIEF PORT
BOMBAY

(24)

No. 12—continued
EXPORTS—continued

INDIAN MERCHANDISE—continued

PRINCIPAL AND OTHER ARTICLES	QUANTITY					VALUE				
	1914-15	1915-16	1916-17	1917-18	1918-19	1914-15	1915-16	1916-17	1917-18	1918-19
BOMBAY—continued										
BOMBAY (CHIEF PORT)—continued										
Tobacco—										
Unmanufactured . lbs	6,541,701	6,843,050	6,242,424	5,465,693	7,472,332	67,073	79,284	70,861	84,703	120,444
Manufactured—										
Cigars . . . "	5,943	15,123	35,862	51,000	39,976	468	1,327	3,126	6,207	4,827
Cigarettes . . . "	16,732	51,123	203,856	187,870	91,490	1,314	3,074	16,982	20,258	9,697
Others . . . "	2,811	30,097	78,617	61,877	62,209	128	516	2,326	1,631	2,726
Total of manufactures . . . "	25,487	96,343	318,335	300,747	193,684	1,910	4,917	22,494	28,096	17,250
Total of Tobacco . . . "	6,567,188	6,439,393	6,560,789	5,766,440	7,666,016	68,983	84,201	99,855	112,799	137,694
Toys and requisites for games and sports, including fishing tackle (other than firearms) . . . value	—	—	—	—	—	9,813	1,820	3,008	1,331	227
Umbrellas, including parasols and sunshades . . . no.	59,884	29,744	39,363	39,676	49,277	4,550	2,378	3,905	3,989	6,023
Wax of all kinds, other than Paraffin wax (excluding candles) . . . cwts	754	997	3,921	718	183	4,684	6,209	25,058	5,097	922
Wood and Timber—										
Timber, other than railway sleepers—										
Teakwood . . . cubic tons	567	779	529	114	201	14,809	14,387	6,844	1,616	4,990
Other timber . . . "	409	1,695	344	33	442	3,238	8,576	3,082	223	3,846
Total of Timber, etc. "	976	2,474	873	147	643	18,042	22,963	9,926	1,844	8,836
Wood—										
Firewood . . . tons	30	75	5	47	127	6
Ornamental wood—										
Sandal . . . value	—	—	—	—	—	2,783	19,704	37,880	12,095	6,783
Other kinds . . . "	—	—	—	—	—	83	65	304	215	146
Total of Ornamental wood . . . "	—	—	—	—	—	2,866	19,769	38,184	12,310	6,929
Total of Wood . . . "	—	—	—	—	—	3,913	19,896	38,190	12,310	6,929
Manufactures of wood, other than furniture and cabinetware . . . "	—	—	—	—	—	2,662	1,844	2,650	1,846	2,257
Total of Wood and timber . . . "	—	—	—	—	—	24,617	44,708	50,776	18,900	18,022
Articles exported by post . . . "	—	—	—	—	—	319,673	422,304	446,377	497,062	554,999
All other articles of merchandise—										
Unmanufactured . . . "	—	—	—	—	—	22,919	18,032	24,234	15,138	20,987
Manufactured . . . "	—	—	—	—	—	16,410	22,184	27,863	19,340	37,218
GRAND TOTAL (EXCLUSIVE OF GOVERNMENT STORES) . . . "	—	—	—	—	—	31,216,471	29,558,318	47,658,293	50,762,442	44,078,023

No. 12—continued

EXPORTS—continued

INDIAN MERCHANDISE—concluded.

GOVERNMENT STORES

PRINCIPAL AND OTHER ARTICLES	QUANTITY					VALUE				
	1914-15	1915-16	1916-17	1917-18	1918-19	1914-15	1915-16	1916-17	1917-18	1918-19
BOMBAY—continued						£	£	£	£	£
BOMBAY (CHIEF PORT)—continued										
Arms, Ammunition, and Military stores value	—	—	—	—	—	10,894	578,010	439,550	369,692	3,359
Drugs, Medicines, and Narcotics—										
Opium shipped to the United Kingdom on Government account chest	3,051	2,400	167,410	134,082
Other sorts value	4,238	3,305	14,626	34,989	184,210	52	3,320
Total value	—	—	—	—	—	14,826	34,989	184,210	167,462	187,402
Hardware and Cutlery, including Agricultural Implements and plated ware	—	—	—	—	—	125	394	7,783	256	208
Leather—										
Unwrought value	5	..
Manufactures—										
Saddlery and Harness value	288	9,223	..	37	..
Others value	6	73	75	12	14
Total of Leather value	294	9,396	75	54	14
Metals and Ores—										
Brass, Bronze and similar alloys—										
Wrought value	..	4,000	11,309	3,078	708	..	15,120	82,996	10,272	2,259
Copper—										
Wrought value	34	811	164	234	3,700	912	3	..
Metals unenumerated value	6	123	4,741	512	..	367	5,456	20,079	1,401	..
Total of Metals and Ores tons	2	222	812	179	35	601	24,276	53,987	11,676	2,259
All other articles—										
Unmanufactured value	—	—	—	—	—	281	14,699	5,305	2,041	4,376
Manufactured value	—	—	—	—	—	169,848	88,180	13,579	6,228	5,576
GRAND TOTAL value	—	—	—	—	—	199,669	749,844	704,489	558,016	157,934

FOREIGN MERCHANDISE

PRINCIPAL AND OTHER ARTICLES	QUANTITY					VALUE				
	1914-15	1915-16	1916-17	1917-18	1918-19	1914-15	1915-16	1916-17	1917-18	1918-19
Animals, living—						£	£	£	£	£
Horses no.	16	117	103	32	15	2,067	5,760	5,539	17,167	7,500
Other kinds value	86	24	7	43	690	63
Total Animals, living value	51	141	110	32	15	2,110	6,450	5,602	17,167	7,500
Apparel (including drapery, uniforms and accoutrements, but excluding hosiery and boots and shoes) value	—	—	—	—	—	56,007	58,770	41,735	30,816	146,978
Arms, Ammunition, and Military stores value	—	—	—	—	—	3,618	4,773	1,890	1,543	..
Books, printed, and printed matter (not being stationery), including maps and charts value	548	817	663	330	410	6,350	8,452	6,179	3,492	5,088
Boots and Shoes value	8,361	24,406	9,589	7,140	16,274	2,203	17,354	1,544	3,103	9,238
Building and Engineering materials value	—	—	—	—	—	694	2,083	4,830	2,827	10,864
Carrriages and Carts (excluding railway carriages), and parts thereof value	—	—	—	—	—	21,087	8,253	11,705	5,678	9,489
Chemicals and Chemical preparations, etc.—										
Aluminous Sulphates (including alum) cwts	2,215	10,028	10,564	5,528	4,062	977	4,983	12,203	4,490	4,235
Ammonia and salts thereof value	863	818	2,505	445	1,044	1,879	1,486	7,081	1,640	4,226
Other sorts of chemicals value	—	—	—	—	—	2,534	8,024	19,605	14,914	36,551
Total of chemicals, etc. value	—	—	—	—	—	5,390	15,348	38,029	21,044	46,012
Clocks and Watches and parts thereof—										
Clocks and Watches no.	1,524	1,766	9,371	1,482	1,099	4,990
Parts of clocks and watches value	—	—	—	—	—	3	112	545
Total Clocks and Watches value	—	—	—	—	—	1,485	1,211	5,535
Coffee value	4,907	5,054	3,074	10,572	3,793	14,529	16,020	9,812	35,084	13,933
Cutlery value	—	—	—	—	—	3,320	4,254	4,148	1,750	11,928
Drugs and Medicines (excluding chemicals and narcotics)—										
Assafetida value	701	617	1,260	711	1,043	1,527	2,101	5,160	2,802	3,571
Gambor lbs	17,321	21,078	93,514	36,881	42,413	1,671	1,997	10,308	4,558	84,859
Cassia lignea value	3,446	6,865	6,730	6,195	6,880	6,214	10,278	10,514	11,027	15,038
Quinine—										
Cinchona bark lbs	4	9

FOREIGN MERCHANDISE—continued

PRINCIPAL AND OTHER ARTICLES	QUANTITY					VALUE				
	1914-15	1915-16	1916-17	1917-18	1918-19	1914-15	1915-16	1916-17	1917-18	1918-19
BOMBAY—continued										
BOMBAY (CHIEF PORT)—continued										
Drugs and Medicines, etc.—continued										
Quinine Salts—										
Quinine Sulphate or Bisulphates . . . lbs	..	1,688	247	1,923	1	..	1,068	864	3,238	13
Quinine Hydrochloride or dihydrochloride . . . "	4	8
Others "	2	1	3	4
Others value	—	—	—	..	—	8,268	11,774	28,474	10,861	27,676
Total Drugs and Medicines (excluding chemicals and narcotics) . . . "	—	—	—	..	—	17,638	28,118	40,837	32,481	131,152
Dyeing and Tanning substances—										
Dyes obtained from coal tar—										
Aniline lbs	45,231	21,622	784	3,489	9,880	100
Others "	2,966	224	265	39
Saffron "	5,572	6,817	10,592	4,886	6,548	2,047	2,982	4,657	2,540	4,130
Others cwts	913	409	201	1,494	1,648	3,153	1,314	898	8,736	11,764
Total Dyeing and tanning substances . value	—	—	—	—	..	8,954	14,215	5,555	11,276	15,994
Earthenware and Porcelain (excluding pipes of earthenware) . . . "										
—	—	—	—	8,477	7,667	20,491	18,779	30,345
Fish (excluding canned fish)—										
Fishmaws and shark-fins cwts	4,383	4,511	4,260	4,468	4,548	36,744	36,309	36,917	41,583	41,468
Others "	161	..	2,355	1,242	..	135	..	1,987	1,389	1
Total fish "	4,544	4,511	6,624	5,710	4,548	36,879	36,309	38,904	42,972	41,469
Fruits and Vegetables—										
Fruits and vegetables: dried, salted, or preserved—										
Dates cwts	25,851	41,278	44,730	35,704	27,630	13,752	24,508	26,691	24,691	20,041
Other sorts "	24,378	94,427	100,500	78,429	67,379	44,553	217,861	297,339	248,698	216,149
Others value	—	—	—	—	—	386	3	153	255	..
Total Fruits and Vegetables "	—	—	—	—	..	58,691	242,392	326,183	273,644	236,190
Glass and Glassware—										
Beads and false pearls cwts	482	856	674	550	513	2,287	3,884	3,907	3,912	4,746
Others value	—	—	—	—	—	11,784	19,289	37,076	32,337	59,176
Total of glass and glassware "	—	—	—	—	..	14,051	23,173	41,583	36,249	63,921
Grain, Pulse, and Flour—										
Rice, not in the husk cwts	37,283	29,312	45,738	48,402	9,116	20,220	17,202	27,370	28,858	6,948
Others "	802	44	2,056	346	30	2,140
Total Grain, Pulse, and Flour "	38,085	29,356	45,738	48,402	11,171	20,566	17,232	27,370	28,858	9,088
Gums and Resins—										
Arabic "	11,210	11,956	13,178	5,424	2,018	13,082	17,746	21,746	14,789	8,695
Benjamin "	555	798	1,296	1,473	2,188	1,536	2,288	3,085	5,619	7,782
Olibanum or frankincense "	21,706	19,457	33,246	20,012	14,639	26,691	23,617	57,580	38,822	24,518
Others "	7,457	10,920	8,576	9,062	13,736	9,988	10,293	24,285	18,641	87,790
Total gums and resins "	40,928	43,126	56,296	35,971	32,576	61,297	53,944	107,596	77,871	128,785
Hardware (excluding Cutlery and Electro-plated ware) . . . value										
—	—	—	—	—	—	39,637	34,073	60,057	26,753	78,576
Horns, Hns and pieces of horn, and hornmeal cwts										
—	546	123	86	30	96	18,054	6,410	7,039	2,972	2,231

No. 12—continued
EXPORTS—continued

FOREIGN MERCHANDISE—continued

PRINCIPAL AND OTHER ARTICLES	QUANTITY					VALUE				
	1914-15	1915-16	1916-17	1917-18	1918-19	1914-15	1915-16	1916-17	1917-18	1918-19
BOMBAY—continued						£	£	£	£	£
BOMBAY (CHIEF PORT)—continued										
Instruments, Apparatus, and Appliances, and parts thereof—										
Electrical value						4,668	1,996	2,536	2,989	7,445
Musical—										
Talking machines and accessories						1,198	1,060	690	643	1,341
Other sorts						1,982	1,474	1,357	469	572
Others						5,238	5,552	5,161	4,150	27,925
Total Instruments, apparatus, and parts thereof						13,081	10,082	9,753	8,201	27,283
Ivory—										
Unmanufactured lbs	23,537	37,910	122,759	72,226	105,143	5,421	13,174	43,424	23,472	46,028
Manufactured value						69	169	274	329	
Total Ivory						5,510	13,343	43,698	23,801	46,028
Jewellery (excluding imitation jewellery and Precious stones and pearls, unset), also plate of gold and silver—										
Jewellery						5,562	513	265	482	357
Plate of gold and silver						8,445	8,859	2,287	322	1,039
Total value of Jewellery, and plate of gold and silver						14,007	9,372	2,552	804	1,396
Leather—										
Manufactures (excluding boots and shoes)						2,530	2,725	3,777	1,746	9,013
Other sorts						287	337	551	51	6,029
Total of Leather						2,817	3,062	4,328	1,797	15,042
Liquors—										
Ale, Beer, and Porter gals.	8,520	16,860	116,476	58,796	37,883	958	2,326	14,883	10,507	8,725
Spirit—										
Whisky	1,910	2,343	5,365	2,394	2,913	1,265	1,509	3,672	2,016	3,906
Other sorts	807	2,355	5,058	2,044	4,526	449	1,213	3,485	1,467	3,490
Others	1,475	1,065	2,934	1,203	2,651	1,232	1,400	2,706	1,370	1,278
Total of Liquors	12,721	23,523	130,733	65,427	47,973	3,004	6,547	24,636	15,440	17,399
Machinery and Millwork—										
Prime-movers (other than electrical) value						2,367	2,967	2,519	1,570	5,763
Electrical machinery of all kinds						1,726	732	300	44	186
Other sorts of machinery						13,437	8,991	13,358	9,058	14,685
Total of Machinery and millwork						17,530	12,690	16,177	10,672	20,634
Matches gross of boxes	79,736	417,060	257,500	146,411	394,356	5,510	23,046	18,043	15,505	52,122
Metals and Ores—										
Brass, Bronze, and similar alloys wrought cwt	178	1,604	495	78	276	1,130	6,504	3,763	739	2,029
Mixed or yellow metal for sheathing	434	100	122			1,684	392	782		
Copper—										
Wrought—										
Sheets and other manufactures	8,129	66	850	174	1,300	13,583	450	5,137	1,315	11,444
Others	2,004				3	3,022				23
Total Copper	6,133	66	850	174	1,303	21,605	450	5,137	1,315	11,467

TRADE AT CHIEF PORT
BOMBAY

(98)

No. 12—continued
EXPORTS—continued

FOREIGN MERCHANDISE—continued

PRINCIPAL AND OTHER ARTICLES	QUANTITY					VALUE				
	1914-15	1915-16	1916-17	1917-18	1918-19	1914-15	1915-16	1916-17	1917-18	1918-19
BOMBAY—continued						\$	\$	\$	\$	\$
BOMBAY (CHIEF PORT)—continued										
Metals and Ores—continued										
Iron or Steel—										
Angle, bolt and rod . . . tons	68	105	105	49	25	1,268	1,334	2,305	1,734	1,103
Bars and channel . . . "	536	318	315	205	60	5,811	5,158	5,987	12,510	3,572
Hoops and strips . . . "	155	504	819	46	41	1,855	5,925	12,005	1,664	2,048
Nails, screws, rivets, and washers . . . "	143	221	384	42	211	2,570	5,992	13,707	2,334	14,400
Old, for re-manufacture . . . "	2,117	2,330	1,000	6	531	4,722	2,842	2,642	84	569
Pipes and fittings, cast . . . "	118	30	47	..	3	1,965	734	1,723	35	544
Sheets and plates—										
Galvanised . . . "	160	253	356	18	164	2,674	5,227	10,172	775	12,590
Tinned . . . "	74	16	41	27	3	1,323	256	1,806	867	181
Not galvanised or tinned . . . "	32	41	5	39	96	330	536	160	1,853	12,804
Wire . . . "	39	98	125	13	17	702	2,401	3,623	771	1,227
Others . . . "	225	243	564	52	154	3,973	4,732	14,590	1,793	11,776
Total Iron or Steel . . . "	3,666	4,168	3,781	497	1,305	27,252	35,137	68,315	24,425	60,784
Lead—										
Unwrought—Ore . . . "	6	1	135	20	..	5	..
Pig . . . cwt	724	11	902	15
Other sorts . . . "	32	148	..	43	185	..
Wrought, all sorts . . . "	28	15	211	7	63	47	31	318	45	215
Total Lead (excluding Ore) . . . "	784	26	211	155	63	992	46	318	230	215
Tin—										
Unwrought (blocks, ingots, bars, and slabs) . . . cwt	1,408	733	1,640	1,154	1,550	15,023	6,610	14,711	11,746	20,060
Others . . . "	1,359	1,434	312	91	126	3,307	7,105	4,513	810	1,334
Total Metals . . . tons	4,131	4,366	3,943	580	1,471	75,993	56,303	97,539	39,265	96,330
Total Ores . . . "	6	1	135	20	..	5	..
Total Metals and Ores . . . "	4,137	4,367	3,943	580	1,471	76,128	56,323	97,539	39,270	96,330
Oils—										
Mineral—										
Kerosene . . . gal.	20,156	55,222	269,462	8,037	13,293	793	2,657	13,134	569	824
Other kinds . . . "	113,313	138,918	256,212	13,821	562,806	2,227	3,314	5,512	1,248	10,862
Total Mineral . . . "	133,469	204,140	525,674	21,908	576,099	3,020	5,971	18,646	1,817	11,686
Others . . . "	7,981	3,235	5,433	2,259	30,890	1,330	1,103	1,709	648	15,594
Total Oils . . . "	141,450	207,375	531,107	24,167	606,989	4,350	7,074	20,405	2,465	27,280
Paints and Colours . . . cwt	1,423	1,159	1,368	933	2,365	2,674	1,623	3,230	2,553	11,203
Paper and Pasteboard—										
Paper—										
Printing paper . . . "	1,060	1,860	2,654	2,216	781	998	2,222	3,805	5,202	2,785
Writing paper and envelopes . . . value	2,774	5,891	14,338	21,950	25,300
Others . . . cwt	3,641	6,437	20,312	10,471	3,664	2,217	4,243	20,425	10,812	11,382
Pasteboard, millboard, and cardboard of all kinds . . . "	23	23	25	25	478	13	41	44	40	1,203
Total Paper and Pasteboard value	6,002	12,402	43,612	47,004	40,620

No. 12—continued
EXPORTS—continued

FOREIGN MERCHANDISE—continued

PRINCIPAL AND OTHER ARTICLES	QUANTITY					VALUE				
	1914-15	1915-16	1916-17	1917-18	1918-19	1914-15	1915-16	1916-17	1917-18	1918-19
BOMBAY—continued						£	£	£	£	£
BOMBAY (CHIEF PORT)—continued										
Precious stones and pearls, unset . . . value	—	—	—	—	—	41,165	5,549	8,800	4,367	897
Provisions and Oilman's stores (excluding fish and fruits and vegetables) . . . cwts	3,096	9,403	20,367	13,318	13,282	10,548	27,398	95,018	33,317	55,888
Rubber—										
Raw "	—	—	—	—	42	—	—	—	—	164
Manufactures value	—	—	—	—	—	3,733	4,553	7,399	987	4,632
Seeds cwts	9,239	2,530	318	6	20	13,447	1,924	806	9	28
Shells and Cowries value	—	—	—	—	—	3,863	8,220	15,146	2,078	6,401
Soap cwts	3,755	8,242	14,097	10,921	9,269	4,745	9,073	21,713	18,863	24,408
Spices—										
Cloves lbs	1,126,290	2,678,283	2,380,272	4,004,017	2,964,383	29,782	68,006	56,716	119,333	99,336
Nutmegs "	28,211	63,158	77,583	193,620	71,718	938	1,643	2,118	4,899	3,158
Pepper "	329	53,294	78,048	154,315	92,351	11	1,042	1,890	4,524	2,732
Others "	5,511	37,583	56,453	24,438	54,163	170	1,061	1,968	1,420	3,636
Total Spices "	1,160,341	2,832,318	2,551,356	4,377,290	3,182,610	30,901	71,751	62,692	130,176	108,872
Stationery (excluding paper) . . . value	—	—	—	—	—	5,094	8,291	24,463	22,651	30,182
Sugar—										
Sugar, 16 Dutch standard and above cwts	192,245	187,005	356,314	674,483	535,182	164,085	153,647	424,826	920,401	756,561
Sugar, 15 Dutch standard and below "	—	—	1	—	1	—	—	1	—	1
Confectionery "	88	184	847	147	112	199	693	3,584	928	399
Total Sugar "	192,333	187,189	357,162	674,630	535,276	164,284	154,340	428,411	921,329	756,961
Tea—										
Black lbs	256,504	1,329,260	679,392	396,462	1,588,229	12,989	69,510	33,491	22,097	93,678
Green "	13,561	37,899	17,849	26,777	37,743	590	1,765	1,011	1,666	2,801
Total Tea "	270,065	1,367,159	697,241	423,239	1,625,972	13,579	71,275	34,502	23,763	96,479
Textiles—										
Cotton—										
Raw cwts	—	—	1,046	2,265	35	—	—	3,760	14,445	70
Twist and yarn lbs	633,620	754,898	1,508,636	565,375	1,664,916	36,058	41,635	86,270	39,874	213,803
Manufactures—										
Handkerchiefs and shawls in the piece . . . no.	194,534	785,686	1,703,524	854,058	1,150,769	3,007	10,814	31,675	30,144	68,527
Hosiery value	—	—	—	—	—	13,588	34,660	64,906	49,009	95,825
Piece goods—										
Grey (unbleached) . . . yards	1,793,503	2,941,701	26,635,136	32,519,092	39,964,799	21,523	34,493	411,602	738,657	1,316,266
White (bleached) . . . "	4,522,643	6,786,003	15,587,992	9,444,211	22,309,987	54,020	84,538	235,949	197,024	716,562
Coloured, printed, or dyed "	24,435,424	25,195,235	44,303,949	31,087,240	39,176,645	370,163	987,580	808,866	948,641	1,405,568
Fents of all descriptions "	25,834	—	39,576	15,083	27,068	270	—	730	464	572
Total of Piece goods "	30,777,404	34,872,939	86,566,653	73,065,626	101,479,099	446,576	506,611	1,457,147	1,884,786	3,437,970
Thread, sewing lbs	75,815	139,329	204,202	148,655	183,470	5,991	11,465	20,805	14,144	25,515
Others value	—	—	—	—	—	4,199	26,770	23,280	17,454	22,377
Total Cotton, raw and manufactures "	—	—	—	—	—	509,419	631,955	1,687,792	2,049,866	3,864,087
Haberdashery and millinery "	—	—	—	—	—	34,346	12,819	12,222	12,496	28,230
Silk—										
Raw lbs	12,943	161,812	12,475	10,384	29,883	4,523	32,100	3,484	7,226	14,061
Silk yarn, noils, and warps . . . "	2,502	2,846	10,769	28,388	18,815	697	513	694	2,868	2,174
Manufactures—										
Goods of silk mixed with other materials . . . yards	8,388	38,130	154,600	65,966	348,361	471	2,042	10,208	6,162	41,174
Silk piece goods "	668,896	953,944	908,098	594,857	1,783,347	33,706	46,235	53,945	55,253	194,199
Other sorts lbs	764	918	1,638	1,081	13,388	240	457	420	514	6,685
Total Silk, raw and manufactures value	—	—	—	—	—	39,607	81,347	68,811	72,023	258,203

TRADE AT CHIEF PORT
BOMBAY

(100)

No. 12—continued
EXPORTS—concluded

FOREIGN MERCHANDISE—concluded

PRINCIPAL AND OTHER ARTICLES	QUANTITY					VALUE				
	1914-15	1915-16	1916-17	1917-18	1918-19	1914-15	1915-16	1916-17	1917-18	1918-19
BOMBAY—concluded										
BOMBAY (CHIEF PORT)—concluded										
Textiles—continued										
Wool—										
Raw . . . lbs	73,584	1,335,908	2,510,421	260,650	308,448	2,613	60,481	149,323	18,735	24,592
Manufactures— Piece goods . . . yards	140,958	267,036	194,810	238,781	325,721	11,815	20,336	23,491	64,995	84,503
Others . . . value	—	—	—	—	—	2,614	5,921	5,162	20,772	7,973
Total Wool, raw and manufactures ..	—	—	—	—	—	17,042	86,738	177,981	104,502	117,043
Other textiles . . . "	—	—	—	—	—	484	1,100	2,559	1,133	9,582
Total Textiles . . . "	—	—	—	—	—	601,398	813,959	1,949,365	2,240,010	4,277,205
Tobacco unmanufactured lbs	—	—	88,566	46,224	233,345	—	—	1,051	847	14,384
.. manufactured ..	18,752	134,054	133,534	115,719	138,017	2,382	12,854	39,079	26,333	37,701
Total of Tobacco . . . "	18,752	134,054	222,100	161,943	371,362	2,382	12,854	40,130	27,180	52,085
Toys and requisites for games and sports . . . value	—	—	—	—	—	2,390	4,303	5,058	5,339	12,476
Umbrellas (including para- sols and sunshades) . . . no.	88,456	62,660	79,831	38,820	24,308	6,463	4,864	7,596	4,820	3,570
Wood and Timber—										
Timber, other than Rail- way Sleepers— Teak . . . cubic tons	30	76	32	117	285	497	690	412	2,093	5,265
Other timber . . . "	165	1,023	480	215	555	1,284	7,968	4,711	1,907	8,724
Wood, ornamental . . . value	—	—	—	—	—	96	102	211	239	278
Manufactures of wood, other than furniture and cabinet-ware . . . "	—	—	—	—	—	16,340	12,282	10,198	257	924
Total of Wood and Timber ..	—	—	—	—	—	18,220	20,992	21,532	4,490	15,191
Articles (not specified) exported by post . . . "	—	—	—	—	—	29,462	23,626	46,505	59,850	129,457
All other articles of merchandise—										
Unmanufactured . . . "	—	—	—	—	—	869	2,656	848	5,971	4,459
Manufactured . . . "	—	—	—	—	—	25,411	30,719	41,856	44,567	69,851
GRAND TOTAL (exclusive of Government Stores) . . . "	—	—	—	—	—	1,525,063	2,039,307	3,906,731	4,391,715	7,002,387

GOVERNMENT STORES

PRINCIPAL AND OTHER ARTICLES	QUANTITY					VALUE				
	1914-15	1915-16	1916-17	1917-18	1918-19	1914-15	1915-16	1916-17	1917-18	1918-19
Arms, Ammunition, and Military stores—										
Fire-arms, and parts thereof . . . value	—	—	—	—	—	4,064	17,067	2,295	4,530	—
Other sorts . . . "	—	—	—	—	—	2,740	71,587	5,600	240	51
Total of Arms, etc. . . "	—	—	—	—	—	6,804	88,654	7,895	4,770	513
Hardware and Cutlery, in- cluding agricultural imple- ments and platedware . . . "	—	—	—	—	—	1,993	10,479	70	157	331
Metals and Ores—										
Iron and Steel— Wrought and manufactures tons	108	397	6	3	2	2,110	7,048	289	63	235
Others . . . cwts	3	377	—	16	1	12	865	2,268	43	5
Total of Metals and Ores tons	108	416	6	4	2	2,122	7,903	2,552	111	240
All other articles—										
Unmanufactured . . . value	—	—	—	—	—	3	142	—	—	244
Manufactured . . . "	—	—	—	—	—	7,880	48,712	5,927	2,097	2,495
GRAND TOTAL . . . "	—	—	—	—	—	18,807	155,980	16,444	7,135	3,813

No. 12—continued

IMPORTS

PRINCIPAL AND OTHER ARTICLES	QUANTITY					VALUE				
	1914-15	1915-16	1916-17	1917-18	1918-19	1914-15	1915-16	1916-17	1917-18	1918-19
SIND—						£	£	£	£	£
KARACHI—										
Apparel (excluding hosiery and boots and shoes)—										
Apparel (including drapery, uniforms, accoutrements) value	—	—	—	—	—	13,569	11,878	12,468	12,284	9,646
Gold and silver thread	—	—	—	—	—	3,647	1,908	1,333	4,512	137
Hats, caps, bonnets, and hatter's ware	—	—	—	—	—	7,105	7,304	9,314	8,368	9,279
Second-hand clothing	—	—	—	—	—	24,705	26,331	25,880	40,837	35,847
Others	—	—	—	—	—	590	875	285	299	121
Total value of Apparel	—	—	—	—	—	49,606	48,356	49,270	66,300	55,030
Arms, Ammunition, and Military Stores—										
Cartridge cases—										
Filled no.	1,642,886	1,950,126	2,257,216	406,202	362,978	5,351	5,644	8,093	1,937	891
Empty	692,115	538,977	235,500	117,630	—	661	749	383	193	—
Total of Cartridge cases	2,335,001	2,489,103	2,492,716	523,832	362,978	6,012	6,393	8,476	2,130	891
Explosives—										
Blasting fuse { no. of coils cwts	153	102	82	300	96,000	683	552	450	2,582	2,150
Others	726	46	48	—	—	2,491	156	183	—	—
Total of Explosives { no. of coils cwts	879	148	130	300	96,000	3,174	708	633	2,582	2,150
Fire-arms, and parts thereof value	—	—	—	—	—	4,457	2,759	2,814	5,153	4,604
Gunpowder—										
Common lbs	5,000	—	—	—	—	218	—	—	—	—
Sporting	16,810	11,175	33,850	—	—	920	1,037	2,796	—	—
Total of Gunpowder	21,810	11,175	33,850	—	—	1,138	1,037	2,796	—	—
Other sorts value	—	—	—	—	—	2,156	2,024	2,240	989	723
Total value of Arms, Ammunition, etc.	—	—	—	—	—	10,937	12,921	17,265	10,904	8,373
Art, works of value	—	—	—	—	—	4,093	8,317	221	452	1
Belting for machinery—										
Of Leather	—	—	—	—	—	2,325	1,415	186	599	710
Other materials	—	—	—	—	—	3,787	3,017	2,712	4,210	5,765
Total value of Belting for machinery	—	—	—	—	—	6,112	4,432	2,898	4,809	6,475
Books, printed, and printed matter (including maps and charts) cwts	978	679	783	717	449	8,429	6,067	5,706	6,262	5,377
Boots and shoes—										
Of Leather pairs	184,810	121,772	109,904	62,621	38,054	43,638	29,756	36,600	21,274	18,447
Other materials	57,034	131,565	76,040	31,722	65,708	3,994	9,565	7,384	3,778	9,905
Total of Boots and shoes	241,844	253,337	185,944	94,343	103,762	47,632	39,321	44,044	25,052	28,352
Building and Engineering Materials—										
Cement cwts	251,751	139,693	71,613	77,683	3,434	42,198	26,850	19,163	22,926	1,843
Tiles no.	2,062,060	1,058,215	1,311,110	406,706	327,127	5,350	3,507	4,382	950	2,042
Other sorts value	—	—	—	—	—	5,899	2,136	3,453	9,122	1,358
Total value of Building and Engineering Materials	—	—	—	—	—	53,447	32,493	26,998	32,998	5,843
Buttons of all sorts (a) value	—	—	—	—	—	—	10,730	11,139	6,839	2,497
Carriages and carts (excluding railway carriages) and parts thereof—										
Carriages and carts no.	667	499	486	643	140	3,454	2,675	2,552	8,816	11,234
Parts of Carriages and carts value	—	—	—	—	—	2,969	1,927	2,476	2,187	2,743
Perambulators and Children's go-carts (b)	—	—	—	—	262	—	—	—	—	955
Total value of Carriages, etc.	—	—	—	—	—	6,423	4,602	5,028	11,003	14,932

(a) Separately recorded from April, 1915

(b) Separately recorded from April, 1918

TRADE AT CHIEF PORT
KARACHI

(102)

No. 12—continued
IMPORTS—continued

PRINCIPAL AND OTHER ARTICLES	QUANTITY					VALUE				
	1914-15	1915-16	1916-17	1917-18	1918-19	1914-15	1915-16	1916-17	1917-18	1918-19
SIND—continued										
KARACHI—continued										
Chemicals and chemical preparations (excluding chemical manures and medicines)—										
Acids—										
Nitric cwt	36	5	119	220	2	75	22	812	504	16
Sulphuric "	2,514	4	6	5	2	2,013	13	32	25	21
Other sorts "	959	880	827	486	438	3,104	8,795	11,986	4,285	5,363
Total of Acids "	3,509	889	952	720	442	5,192	8,830	12,230	4,814	5,400
Aluminous sulphates (including Alum) "	17,547	20,572	9,133	8,004		6,650	8,381	7,706	7,021	
Alum (b) "	—	—	—	—	2,807	—	—	—	—	2,709
Aluminous sulphates (b) "	—	—	—	—	1	—	—	—	—	9
Ammonia and salts thereof "	1,989	1,870	1,929	1,287	886	3,968	4,206	4,685	3,935	3,551
Disinfectants "	2,455	5,069	3,715	2,614	4,706	2,194	5,451	5,098	5,706	11,993
Coppers "	2,481	3,260	3,229	3,224	30	515	1,112	3,801	3,421	12
Soda compounds—										
Bicarbonate of Soda (Sodium Bicarbonate) "	31,305	20,697	15,767	11,330	21,473	9,672	7,191	6,016	7,165	21,383
Caustic Soda (Sodium Hydroxide) "	27,627	16,764	1,218	7,648	6,829	15,715	11,180	1,830	18,123	15,408
Sodium Carbonate (Soda Ash and Soda Crystals) "	37,037	31,565	46,604	47,399	43,476	9,960	8,877	14,145	32,862	31,276
Other sorts "	919	1,914	1,103	905	1,707	582	1,104	1,517	1,012	2,202
Total of Soda Compounds "	96,888	70,940	64,692	67,282	73,485	35,929	28,352	24,108	59,162	70,269
Other Sorts of Chemicals . value	—	—	—	—	—	7,057	8,278	10,758	9,902	9,226
Total value of Chemicals	—	—	—	—	—	61,505	64,605	68,446	93,961	103,159
Clocks and watches and parts thereof—										
Clocks and time pieces . no.	5,611	4,768	4,504	3,345	613	1,188	1,550	1,287	1,233	218
Others value	—	—	—	—	—	453	387	78	247	97
Total value of Clocks and watches	—	—	—	—	—	1,641	1,937	1,365	1,480	315
Coal, coke, and patent fuel—										
Coal tons	22,801	1,720	250	92		80,925	3,388	417	73	
Coke and patent fuel "	130	152	45	51		343	538	260	524	
Total of Coal, coke, and patent fuel "	22,931	1,872	295	143		81,268	3,926	677	597	
Cutlery value	—	—	—	—	—	12,160	10,053	16,051	9,712	11,941
Cycles (other than motor cycles) and parts thereof and accessories—										
Cycles, imported entire or in sections . no.	2,209	1,671	1,519	887	732	6,247	5,434	5,807	4,850	5,717
Parts of Cycles and accessories . value	—	—	—	—	—	6,186	6,332	6,314	9,357	4,312
Total value of Cycles (other than motor cycles) and parts, etc.	—	—	—	—	—	12,433	11,766	12,121	8,207	10,029
Drugs and medicines (excluding chemicals and narcotics)—										
Proprietary and patent Medicines . value	—	—	—	—	—	6,753	8,501	10,430	7,046	6,282
Quinine and alkaloids thereof lbs	2,323					2,707				
Cinchona bark (a) "	—	288	24	1		—	96	29	1	
Quinine salts— Quinine Sulphate or bi-sulphate (a) "	—	1,253	415	588	1,004	—	2,412	1,279	1,919	4,414
Others (a) "	—	326	87	74	135	—	592	851	321	446
Total of Quinine and alkaloids thereof "	2,323	1,867	526	663	1,739	2,707	3,100	1,659	2,241	4,860
Other sorts of Drugs and Medicines . value	—	—	—	—	—	16,330	16,959	21,420	14,809	16,800
Total value of Drugs and Medicines	—	—	—	—	—	26,290	28,560	33,509	24,098	27,942

(a) Separately recorded from April, 1915

(b) Separately recorded from April, 1918

No. 12—continued
IMPORTS—continued

PRINCIPAL AND OTHER ARTICLES	QUANTITY					VALUE				
	1914-15	1915-16	1916-17	1917-18	1918-19	1914-15	1915-16	1916-17	1917-18	1918-19
SIND—continued										
KARACHI—continued										
Dyeing and Tanning substances—										
Dyes obtained from coal tar—										
Alizarine Dyes . . . lbs]	218,240	3,920	4,274			7,805	2,067	1,819		
Aniline Dyes . . . "	144,539	11,723	24,310	3,732	23,776	6,575	4,020	3,573	1,608	2,595
Others . . . "	922	113	12			84	5	1		
Indigo, synthetic . . . cwts	185					1,985	2	3		
Other sorts . . . value						41	517	119	973	286
Total value of Dyeing and Tanning substances						16,400	6,611	5,015	2,671	2,881
Earthenware and Porcelain (excluding pipes of earthen ware) . . . value										
						10,277	8,217	11,515	9,977	12,658
Fruits and Vegetables—										
Fresh fruits and vegetables—										
Fresh fruits . . . "						56	5	41	90	26
Fresh vegetables of all kinds . . . "						6,852		6		
Total value of Fresh Fruits and Vegetables						6,908	5	47	90	26
Fruits and Vegetables : dried, salted, or preserved, not being canned or bottled—										
Almonds . . . cwts	2,626	3,349	1,234	752	688	6,508	6,449	2,695	1,969	2,584
Dates . . . "	194,955	333,560	322,008	379,780	214,322	74,542	128,130	131,564	155,500	144,036
Other sorts . . . "	2,322	1,906	1,042	582	701	2,540	2,910	2,964	1,358	2,257
Total of Fruits and Vegetables : dried, salted, or preserved, etc. . . "	100,903	338,815	324,424	381,114	215,711	82,585	132,497	137,223	158,827	140,777
Total value of Fruits and Vegetables						80,493	132,502	137,270	158,917	149,809
Furniture and Cabinetware—										
Furniture of wood (other than bedsteads) . . . value										
Other sorts . . . "						3,005	2,660	1,699	1,021	973
Total value of Furniture and Cabinetware						3,247	1,689	2,553	2,581	1,588
Glass and Glassware—										
Bangles . . . value						7,237	261	1,493	2,160	123
Beads and false pearls . . . cwts	375	234	238	189	63	1,755	1,236	2,450	4,146	1,677
Bottles and phials—										
Soda water bottles . . . gross	5,014	3,215	4,105	3,599	5,052	6,209	5,056	8,465	9,355	13,731
Others . . . "	3,133	4,084	2,531	2,665	964	2,239	3,410	1,868	2,207	1,028
Total of Bottles and Phials	8,147	7,299	6,636	6,264	6,016	8,438	8,466	10,333	11,562	14,759
Funnels, globes, and glass parts of lamps . . . value										
Sheet and plate . . . spl. ft.	543,197	765,969	1,210,540	298,221	77,056	4,318	12,617	21,855	6,245	3,517
Tableware (including decanters, tumblers, etc.) . . . value						3,358	2,039	2,295	1,246	1,371
Other glassware . . . "						1,960	2,228	2,185	1,612	1,758
Total value of Glass and Glassware						31,030	30,721	42,114	27,843	24,260
Grain, Pulse, and Flour—										
Barley . . . cwts	912	4			1,000	202	1			267
Jawar and bajra . . . "		3,124			14,714		840			10,369
Wheat . . . "	8,193		47		138,188	3,638		4		85,072
Other sorts . . . "	1,193	413	1,633	801	331	592	179	675	306	186
Total of Grain, Pulse, and Flour	10,298	3,541	1,680	801	154,233	4,432	1,020	679	306	98,894

TRADE AT CHIEF PORT
KARACHI

(104)

No. 12—continued
IMPORTS—continued

PRINCIPAL AND OTHER ARTICLES	QUANTITY					VALUE				
	1914-15	1915-16	1916-17	1917-18	1918-19	1914-15	1915-16	1916-17	1917-18	1918-19
						£	£	£	£	£
<i>SIND—continued</i>										
<i>KARACHI—continued</i>										
Hardware, excluding cutlery and electroplated ware—										
Agricultural implements . . . value	—	—	—	—	—	2,492	1,965	6,078	1,518	2,632
Buckets of tinned or galvanized iron . . . "	—	—	—	—	—	5,178	924	147	160	155
Builders' hardware, such as locks, hinges, door bolts, etc. "	—	—	—	—	—	11,455	16,113	14,859	8,487	11,441
Domestic hardware, other than enamelled ironware . . . "	—	—	—	—	—	4,400	2,829	3,017	2,063	1,696
Enamelled ironware . . . "	—	—	—	—	—	3,274	846	2,851	3,122	545
Implements and tools other than agricultural implements and machine tools "	—	—	—	—	—	17,374	13,549	8,737	9,548	7,509
Lamps, metal no.	165,836	80,489	126,851	43,150	85,649	8,602	8,369	13,489	5,608	5,101
Other sorts value	—	—	—	—	—	45,208	29,268	30,266	33,226	19,208
Total value of Hardware, etc.	—	—	—	—	—	97,983	73,863	78,444	63,710	43,222
Hides and Skins, raw—										
Hides, raw {										
cwt	466	1,069	1,593	434	427	1,779	2,963	6,578	2,022	1,993
no.	6,432	10,688	21,649	6,851	6,166					
Skins, raw {										
cwt	822	1,846	2,507	1,399	1,143	3,298	7,259	17,772	7,014	8,428
no.	58,460	107,744	143,636	109,426	116,150					
Total of Hides and Skins, raw {										
cwt	1,288	2,415	4,100	1,833	1,570	5,077	10,222	24,350	9,036	10,421
no.	64,892	118,432	165,285	116,277	122,316					
Instruments, Apparatus, and Appliances, and parts thereof—										
Electrical, other than telegraphic and telephones, not being Machinery—										
Electric fans and parts thereof value	—	—	—	—	—	850	4,897	8,842	5,557	1,595
Electric lamps and parts thereof "	—	—	—	—	—	1,932	6,331	5,717	1,890	5,159
Electric wires and cables "	—	—	—	—	—	4,847	5,831	3,119	1,900	967
Other sorts "	—	—	—	—	—	11,206	17,818	18,577	4,147	3,676
Total value of Electrical Instruments, etc.	—	—	—	—	—	18,835	34,867	31,255	12,494	11,397
Musical—										
Pianos and piano players, complete no.	56	29	31	13	5	2,005	1,266	1,377	500	262
Talking machines and accessories value	—	—	—	—	—	455	1784	218	192	2,232
Other sorts, including parts of Musical instruments "	—	—	—	—	—	2,833	1,270	1,900	842	270
Total value of Musical Instruments	—	—	—	—	—	5,293	2,720	3,495	1,534	2,764
Photographic value										
Scientific and philosophical "	—	—	—	—	—	3,198	1,712	1,791	791	849
Surgical "	—	—	—	—	—	3,156	3,412	3,607	2,063	991
Other kinds "	—	—	—	—	—	5,998	5,734	3,346	4,231	4,075
Total value of Instruments, Apparatus, etc.	—	—	—	—	—	2,075	2,116	2,613	3,310	680
Jewellery (excluding imitation jewellery and precious stones and pearls, unsets), also Plate of Gold and Silver—										
Jewellery value	—	—	—	—	—	191	111	223	76	4
Plate of gold and silver "	—	—	—	—	—	2,629	701	977	566	362
Total value of Jewellery, etc.	—	—	—	—	—	2,820	872	1,200	642	366

No. 12—continued
IMPORTS—continued

PRINCIPAL AND OTHER ARTICLES	QUANTITY					VALUE				
	1914-15	1915-16	1916-17	1917-18	1918-19	1914-15	1915-16	1916-17	1917-18	1918-19
SIND—continued										
KARACHI—continued										
Leather—										
Manufactures (excluding boots and shoes and belting for machinery)—										
Bags and trunks	—	—	—	—	—	1,150	999	1,116	1,027	1,077
Saddlery and harness	—	—	—	—	—	2,282	648	1,420	707	1,488
Other sorts	—	—	—	—	—	2,195	4,416	1,987	1,866	2,104
Total Value of Leather manufactures	—	—	—	—	—	5,627	8,058	4,523	3,600	4,669
Other kinds of Leather	—	—	—	—	—	2,898	2,378	1,666	1,545	991
Total value of Leather	—	—	—	—	—	8,415	5,436	6,219	5,145	5,660
Liquors, (including methylated and perfumed spirits)—										
Ale, beer and porter gal.										
In bottle	40,328	64,169	—	—	—	7,487	10,591	—	—	—
In bulk	416,610	831,705	—	—	—	27,008	24,655	—	—	—
Ale and Beer—	—	—	81,576	121,909	55,164	—	—	16,282	26,891	18,582
In bottle (a)	—	—	—	—	—	—	—	—	—	110
In bulk (a)	—	—	243,458	60,222	769	—	—	24,061	6,066	18,692
Total of Ale and Beer	—	—	325,034	172,131	55,933	—	—	30,343	32,957	—
Stout and Porter—	—	—	—	—	—	—	—	—	—	—
In bottle (a)	—	—	7,785	7,362	9,973	—	—	1,841	2,451	4,267
In bulk (a)	—	—	1,848	—	—	—	—	182	—	—
Total of Stout and Porter	—	—	9,633	7,362	9,973	—	—	2,023	2,451	4,267
Total of Ale, beer and porter	404,838	395,874	334,667	179,493	65,906	34,475	35,246	41,366	35,418	22,959
Other and other fermented liquors	1,112	1,961	2,282	1,620	880	298	507	787	614	409
Spirit—										
Brandy	32,585	20,556	30,703	20,775	26,373	20,926	20,097	29,205	36,445	44,654
Gin	5,706	6,400	8,296	6,365	5,253	1,836	2,130	4,348	5,416	7,975
Elqueurs	978	1,129	1,500	1,525	1,346	744	909	1,586	2,210	2,292
Whisky	105,602	95,184	104,203	102,225	70,679	48,988	46,843	74,886	108,542	114,700
Spirit, present in drugs, medicinal, or chemicals	6,749	6,549	6,267	4,358	5,872	5,568	6,369	8,934	6,778	9,899
Spirit, perfumed Liquid	537	520	847	1,041	1,005	1,861	2,006	3,451	4,084	4,593
Other sorts of spirit	3,800	3,850	4,764	4,238	3,722	4,910	6,794	9,617	9,207	10,675
Total of Spirit	155,523	142,688	159,670	149,527	114,250	84,828	85,238	132,027	172,682	194,799
Wines—										
Champagne and other sparkling wines	1,406	2,059	1,732	1,600	1,104	2,529	4,096	3,816	4,482	2,735
Port	8,136	6,059	13,396	11,572	8,482	5,255	4,065	8,734	8,032	8,028
Still red wines, other than port	3,400	3,587	4,116	2,725	1,899	1,455	1,430	2,059	2,934	1,834
Sherry, madeira, and marsala	3,031	2,709	4,302	3,701	3,176	1,837	1,548	2,691	2,840	3,093
Other sorts of Wines	13,447	9,814	16,810	9,707	7,518	4,970	3,739	8,687	6,058	8,208
Total of Wines	29,505	24,828	40,357	29,306	22,179	16,046	14,878	21,917	24,301	23,948
Total of Liquors	661,093	595,671	536,970	350,851	209,215	135,647	135,920	200,047	233,095	242,115
Machinery and Millwork—										
Prime-movers (other than Electrical)—										
Locomotives (excluding those for railways)	—	—	—	—	—	5,817	3,476	875	309	—
Other sorts	—	—	—	—	—	44,004	21,051	10,921	12,158	8,391
Total value of Prime-movers	—	—	—	—	—	49,821	24,527	11,796	12,467	8,391
Electrical machinery of all kinds, not including instruments, apparatus—										
Generators	—	—	—	—	—	3,103	2,302	1,462	1,139	—
Motors	—	—	—	—	—	904	1,587	1,753	1,376	312
Other kinds	—	—	—	—	—	1,357	562	2,672	2,564	6
Total of Electrical machinery	—	—	—	—	—	5,364	4,451	5,887	5,079	318

(a) Separately recorded from April, 1916

TRADE AT CHIEF PORT
KARACHI

(106)

No. 12—continued
IMPORTS—continued

PRINCIPAL AND OTHER ARTICLES	QUANTITY					VALUE				
	1914-15	1915-16	1916-17	1917-18	1918-19	1914-15	1915-16	1916-17	1917-18	1918-19
SIND—continued										
KARACHI—continued										
Machinery and Millwork— Machinery, not being Prime-movers, or, Electrical Machinery— Agricultural Machinery value	—	—	—	—	—	5,396	3,746	520	7	—
Boilers	—	—	—	—	—	5,572	2,103	3,773	1,469	984
Metal-working machinery (including Machine tools)	—	—	—	—	—	3,007	1,690	404	231	2,143
Refrigerating machinery	—	—	—	—	—	308	2,573	4,761	2,307	192
Rice and flour mill Machinery	—	—	—	—	—	4,874	5,202	2,644	2,664	1,034
Sewing and knitting machines and parts thereof—										
Sewing and knitting machines no.	6,479	9,705	18,265	18,336	16,222	21,423	35,543	79,447	92,933	50,736
Parts of Sewing and knitting machines and accessories value	—	—	—	—	—	599	1,405	2,196	2,035	2,302
Total value of Sewing and knitting machines and parts thereof	—	—	—	—	—	22,022	36,948	81,643	94,968	53,038
Textile machinery—										
Cotton value	—	—	—	—	—	6,921	1,854	915	425	151
Other sorts	—	—	—	—	—	4,875	5,424	4,331	3,418	11,705
Total value of Textile machinery	—	—	—	—	—	11,796	7,278	5,246	3,843	11,856
Typewriters—										
Typewriters no.	128	140	258	655	105	1,807	1,269	4,271	7,610	633
Parts of Typewriters value	—	—	—	—	—	83	60	43	102	223
Total value of Typewriters	—	—	—	—	—	1,890	1,329	4,314	7,712	856
Other sorts of Machinery (excluding printing machinery) value	—	—	—	—	—	13,669	15,086	9,454	9,856	7,123
Total value of Machinery, not being Prime-movers, etc.	—	—	—	—	—	68,325	73,250	112,314	123,060	77,231
Total value of Machinery and Millwork	—	—	—	—	—	123,515	102,187	130,397	140,026	85,940
Matches—										
Safety gross of boxes	453,101	376,303	125,300	403,808	19,751	23,693	22,616	9,703	53,450	2,304
Other sorts	446,775	481,212	391,430	136,605	13,680	33,156	37,511	31,870	30,565	2,403
Total of Matches	899,876	857,515	516,730	540,413	33,431	56,849	60,127	41,573	84,015	4,707
Metals and Ores—										
Brass, bronze and similar alloys—										
Unwrought cwts	13	—	—	75	56	52	1	—	711	437
Mixed or yellow metal for sheathing	10,902	828	7	—	—	36,764	1,457	18	—	—
Other sorts	264	98	50	117	253	1,245	570	404	691	2,172
Total of Brass	11,179	424	69	192	309	38,061	2,028	422	1,402	2,609
Copper—										
Old, for remanufacture	12	11	12	16	34	35	36	63	69	130
Unwrought—										
Tiles, ingots, cakes, bricks and slabs	404	804	—	—	—	1,489	3,050	—	—	—
Other sorts	171	17	132	63	16	712	94	786	474	123
Total of Copper unwrought,	575	821	132	63	16	2,201	3,744	786	474	123
Wrought—										
Braziers and sheets	6,549	3,909	19	5	103	25,729	17,817	106	42	808
Wire, excluding wire of telegraph and telephone	797	131	30	2	23	3,236	652	175	29	201
Other manufactures	1,225	224	48	20	107	4,811	1,210	493	216	1,143
Total of Copper, wrought	8,371	4,264	97	27	233	33,776	19,085	779	287	2,217
Total of Copper	9,153	5,086	241	106	283	38,012	23,465	1,618	829	2,475

No. 12—continued
IMPORTS—continued

PRINCIPAL AND OTHER ARTICLES	QUANTITY					VALUE				
	1914-15	1915-16	1916-17	1917-18	1918-19	1914-15	1915-16	1916-17	1917-18	1918-19
SIND—continued										
KARACHI—continued										
Metals and Ores—continued										
Iron—										
Fig tons	200	165	10	834	775	92
Manufactures—										
Angle, Bolt and Rod	25	57	68	18	3	396	1,405	2,313	1,047
Bars and channel ..	32	106	859	239	128	462	2,546	7,433	7,607	4,007
Rice bowls	2
Total of Iron manufactures ..	32	131	916	307	146	465	2,942	8,838	9,920	5,056
Total of Iron ..	232	356	426	302	144	1,299	3,717	8,930	9,920	5,056
Iron or Steel—										
Bearers, pillars, girders, and bridgework ..	8,433	3,238	356	240	16	68,961	41,648	15,350	6,206	1,120
Bolts and nuts ..	130	100	133	25	24	3,139	2,683	4,747	1,262	1,536
Hoops and strips ..	2,420	1,804	1,374	1,076	878	22,253	21,170	49,100	53,151	40,863
Nails, rivets, and washers ..	1,009	2,663	1,083	392	576	15,246	68,732	45,918	28,531	35,985
Old, for re-manufacture ..	117	15	165	138	58	6,920	869	1,839	1,523	619
Pipes and fittings, cast ..	1,709	901	355	241	485	16,893	10,223	4,837	6,594	10,988
Rolls, chairs, and fish plates (excluding those for railways)	4	1	2	165	22
Screws ..	186	322	85	10	208	6,903	13,638	4,573	761	19,815
Sheets and Plates—										
Galvanised ..	4,587	2,646	570	220	77	57,586	45,540	15,621	11,913	6,353
Tinned ..	3,025	3,801	3,103	1,495	2,550	54,931	73,102	78,505	53,338	93,930
Not galvanised or tinned ..	4,082	3,812	1,657	376	184	36,801	49,483	41,038	17,746	9,752
Total of Sheets and Plates ..	11,694	10,349	5,420	2,091	2,811	149,318	168,125	135,219	82,047	115,035
Tubes and fittings, wrought ..	1,528	1,131	792	528	684	31,724	23,740	20,013	23,601	37,329
Wire ..	311	512	532	497	316	3,429	8,547	15,781	24,589	10,909
Wire rope	35	2,033
Other manufactures of Iron or Steel ..	1,785	1,057	169	40	11	14,168	16,808	7,809	3,074	1,421
Total of Iron or Steel ..	30,822	21,640	11,515	5,231	6,096	333,950	371,360	311,208	234,319	277,804
Steel—										
Angle and spring ..	2,439	2,047	315	213	15	16,851	27,158	34,722	6,455	335
Bars and channel ..	14,429	4,821	1,414	674	545	91,082	62,359	34,210	21,353	25,243
Cast ..	76	81	2	..	2	1,352	1,332	86	10	96
Total of Steel ..	16,944	6,949	1,731	892	562	109,285	90,849	42,468	27,827	25,874
Lead—										
Unwrought—										
Ore ..	105	172	86	2,671	4,963	2,700	4	..
Other sorts .. cwt	689	476	301	61	..	802	707	491	132	..
Wrought ..	3,339	1,566	970	852	132	1,799	2,543	2,138	1,011	794
Total of Lead .. tons	208	274	150	21	9	5,272	8,213	5,425	1,147	794
Tin—										
Unwrought (blocks, ingots, bars, and slabs) .. cwt	330	479	353	111	205	2,895	4,173	3,401	1,960	3,362
Wrought, including plates or sheets, not being tinned iron ..	25	16	39	20	..	232	248	551	325	..
Total of Tin ..	355	495	392	131	205	3,127	4,421	3,952	2,285	3,362

TRADE AT CHIEF PORT
KARACHI

(108)

No. 12—continued
IMPORTS—continued

PRINCIPAL AND OTHER ARTICLES	QUANTITY					VALUE				
	1914-15	1915-16	1916-17	1917-18	1918-19	1914-15	1915-16	1916-17	1917-18	1918-19
						£	£	£	£	£
SIND—continued										
KARACHI—continued										
Metals and Ores—contd.										
Zinc or spelter—										
Unwrought . . . cwt	45	..	39	25	10	72	..	238	138	67
Wrought or manufactured ..	640	368	263	146	36	1,273	1,010	1,045	1,737	173
Other sorts . . . "	71	73	109	158	229	54	58	140	240	1,062
Total of Zinc or Spelter ..	756	441	411	309	275	1,300	4,008	2,023	2,115	1,292
Metals, unenumerated . . . "	415	272	399	189	24	1,930	1,256	2,172	988	124
Ores . . . "	67
Total of Metals (excluding ores) tons	49,191	29,383	13,811	6,542	6,866	527,733	501,413	375,422	270,920	319,270
Total of Ores . . . "	105	173	86	2,071	5,020	2,706	4	..
Total of Metals and Ores ..	49,296	29,556	13,897	6,542	6,866	530,404	506,433	378,128	270,924	319,270
Motor Cars and Motor Cycles and parts thereof—										
Motor cars . . . no.	89	174	163	16	1	21,950	31,278	31,920	3,782	144
.. cycles . . . "	108	89	128	24	1	5,378	3,672	5,514	1,206	20
.. wagons . . . "	3	1,922
Parts of Motor Cars and Motor Cycles and accessories . . . value	7,063	7,252	12,554	6,482	7,650
Total value of Motor Cars and Motor Cycles, etc.	36,313	42,202	49,997	11,470	8,014
Oils—										
Mineral—										
Fuel Oil . . . gals.	1,400,088	516,902	1,007,181	566,962	1,231,769	7,294	2,642	10,007	5,682	15,270
Kerosene in bulk . . . "	7,482,699	7,658,064	5,862,887	4,604,178	1,833,234	150,109	186,673	229,590	149,572	31,210
.. in tins . . . "	2,202,532	1,449,538	709,784	778,865	871,075	77,580	55,671	32,469	49,033	40,306
Total of Oils, Kerosene ..	9,685,319	9,124,504	6,579,852	5,389,005	2,704,309	236,728	242,344	262,359	198,605	180,525
Lubricating Oils . . . "	491,748	601,087	654,221	274,208	420,821	22,318	29,837	55,761	23,437	54,556
Other kinds . . . "	6,998	7,118	5,813	2,653	10,257	530	803	782	513	1,776
Total of Mineral Oils ..	11,584,855	10,231,709	8,240,366	6,226,866	4,417,155	260,871	275,026	328,009	230,237	202,126
Vegetable, not Essential—										
Castor . . . "	9,826	50,748	750	8,874
Linseed . . . "	51,705	38,810	9,215	14,044	..	7,531	6,399	1,862	5,465	..
Other kinds . . . "	1,272	606	1,366	1,562	6,820	104	70	86	209	1,203
Total of Oils, Vegetable, not essential ..	62,803	90,170	10,581	16,506	6,820	8,445	10,362	1,948	5,674	1,203
All other sorts of Oils . . . "	710	1,304	632	590	533	1,282	1,813	1,461	735	1,277
Total of Oils . . . "	11,648,428	10,323,188	8,251,579	6,243,062	4,424,517	276,578	287,791	332,316	236,646	204,606
Paints, and Painter's materials—										
Paints and Colours—										
White and Red Lead . cwt	1,246	1,092	1,061	239	1,439	1,701	1,850	2,686	444	5,417
Other sorts . . . "	14,276	13,320	9,689	11,456	6,093	16,048	20,453	20,464	32,338	24,613
Total of Paints and Colours ..	15,522	14,412	10,730	11,695	8,432	17,749	22,303	20,150	32,782	30,030
Painter's materials (other than paints and colours)—										
Turpentine . . . cwt	1,062	792	501	63	246	1,508	1,500	1,188	230	1,185
Other kinds . . . value	6,868	9,320	11,146	8,431	1,060
Total value of Painter's materials	7,874	10,820	12,320	8,070	2,245
Total value of Paints and Painter's materials	25,623	33,123	41,470	41,452	32,275

No. 12—continued
IMPORTS—continued

PRINCIPAL AND OTHER ARTICLES	QUANTITY					VALUE				
	1914-15	1915-16	1916-17	1917-18	1918-19	1914-15	1915-16	1916-17	1917-18	1918-19
SIND—continued										
KARACHI—continued										
Paper and Pasteboard—										
Paper—										
Packing paper cwt	1,618	920	487	90	636	1,112	624	622	345	1,300
Printing paper	20,776	18,637	9,748	6,088	1,881	17,410	12,728	19,506	18,078	6,441
Writing paper and envelopes value	—	—	—	—	—	10,092	9,332	16,048	15,946	14,060
Other kinds of paper cwt	60,486	52,003	8,823	796	957	23,822	23,533	12,321	4,744	5,225
Paper manufactures value	—	—	—	—	—	—	—	—	—	1,085
Total value of Paper	—	—	—	—	—	52,426	46,417	49,207	39,113	28,070
Pasteboard, Millboard, and Cardboard of all kinds cwt	2,115	4,833	892	673	1,453	1,100	2,118	683	1,386	2,350
Total value of Paper and Pasteboard	—	—	—	—	—	53,526	48,535	49,890	40,499	30,420
Polishes—										
Polishes and Composition for application to leather value	—	—	—	—	—	5,061	5,070	9,104	11,689	9,851
Polishes and Composition for application to metals, etc.	—	—	—	—	—	1,110	1,013	2,454	2,931	2,302
Total value of Polishes	—	—	—	—	—	9,171	6,083	11,558	14,620	12,153
Precious stones and pearls, unset value	—	—	—	—	—	3,913	473	3,433	11,067	667
Printing and Lithographing machinery and materials (excluding Paper)—										
Printing and lithographing presses value	—	—	—	—	—	1,341	606	180	58	54
Printing type cwt	414	168	114	129	147	1,819	2,099	1,295	1,527	1,148
Other materials value	—	—	—	—	—	1,845	1,045	1,011	1,620	1,985
Total value of Printing and Lithographing Machinery, etc.	—	—	—	—	—	5,005	3,840	2,480	3,205	3,187
Provisions and Oilman's stores—										
Bacon and hams lbs	152,606	155,857	137,139	30,573	11,371	7,833	8,529	8,862	2,395	1,170
Biscuits and cakes	510,397	508,507	1,435,840	57,217	5,007	16,786	19,070	62,530	3,232	431
Cheese (including canned)	246,999	118,403	137,045	60,016	32,335	10,808	6,941	10,335	6,050	4,070
Cocoa and chocolate	58,987	116,817	103,426	30,819	17,509	3,928	7,833	7,370	1,975	1,272
Farinaceous and patent food cwt	3,895	4,525	5,879	4,666	967	8,984	11,414	16,008	17,224	6,184
Ghi lbs	45,315	232,627	133,374	37,058	3,232	1,475	8,606	5,316	1,548	173
Jams and jellies	248,565	414,926	192,943	77,975	10,187	5,844	10,468	6,495	2,549	466
Milk, condensed and preserved	176,803	74,336	406,423	158,763	14,959	4,517	1,374	11,259	7,113	1,444
Pickles, chutnies, sauces, and condiments cwt	1,135	1,122	1,468	1,318	1,183	5,012	5,806	6,332	10,168	11,002
Other sorts of Provisions—										
Canned and bottled Provisions (not specified elsewhere)	8,444	10,709	13,713	6,032	3,438	30,334	39,856	59,442	30,507	22,309
Others value	—	—	—	—	—	2,661	2,533	5,859	4,598	3,475
Total value of Provisions and Oilman's stores	—	—	—	—	—	98,252	122,980	204,808	87,402	52,091
Railway Plant and Rolling-Stock—										
Carriages and wagons and parts thereof value	—	—	—	—	—	54,260	24,861	11,240	2,412	7,762
Locomotive engines and tenders and parts thereof	—	—	—	—	—	50,579	13,652	5,470	1,271	5,550
Materials for construction—										
Bridgework cwt	1,757	2,638	—	—	—	1,246	2,049	—	—	—
Rails, chairs, and fish plates of Steel or Iron	210,016	1,000	—	—	242	75,670	484	—	—	886
Other kinds of materials	9,782	2,378	1	—	236	6,625	1,937	2	—	613
Total of Materials for construction	231,455	6,101	1	—	478	83,741	4,470	2	—	1,499
Total value of Railway Plant and Rolling-stock	—	—	—	—	—	188,580	42,983	16,712	3,683	14,811

TRADE AT CHIEF PORT
KARACHI

(110)

No. 12—continued
IMPORTS—continued

PRINCIPAL AND OTHER ARTICLES	QUANTITY					VALUE				
	1914-15	1915-16	1916-17	1917-18	1918-19	1914-15	1915-16	1916-17	1917-18	1918-19
SIND—continued										
KARACHI—continued										
Rubber—										
Raw	1	2
Manufactures	5,158	5,875	8,131	6,701	12,010
Total value of Rubber	5,158	5,875	8,133	6,701	12,010
Seeds—										
Oilseeds—										
Essential	89	43	325	14	283	77	87	875	63	580
Non-essential—										
Copra or Coconut kernel	..	22	2,818	4,572	1,185	..	29	3,100	1,701	1,824
Others	248	233	9	..	59	150	110	41
Other than oilseeds	183	174	109	77	80	240	305	424	288	208
Total of seeds	425	472	3,320	4,663	1,607	485	591	4,474	2,142	2,710
Ships, parts of (including launches and boats)	54,234	1,227	1,784	1,600	2,636
Soap—										
Household and laundry soap in bars or tablets	20,431	21,823	21,572	23,855	23,020	35,568	27,206	34,358	50,810	50,600
Toilet soap	2,506	2,504	3,887	4,671	4,928	11,978	14,974	22,670	33,469	39,082
Other sorts	432	332	455	340	381	1,194	968	1,361	1,200	1,882
Total of Soap	32,469	24,719	25,914	33,866	38,329	48,740	43,233	58,389	85,479	91,564
Stationery										
Stone and Marble	17,844	17,068	20,192	17,104	21,473
Stone and marble	3,384	422	24,098	12,041	3,712	2,251	70	84	70	4,710
Articles of Stone and marble	17	10	..	10	20	51	72	85	38	9
Total of Stone and Marble	3,401	432	24,105	12,051	3,732	2,302	142	118	705	4,728
Sugar—										
Sugar, 16 Dutch Standard and above	2,202,899	1,762,303	1,798,077	1,007,878	882,378	1,695,001	1,787,756	1,931,100	1,040,808	1,092,340
Sugar, 15 Dutch Standard and below	2,001	760
Lozasses	110,878	125,052	70,857	16,214	17,417	11,000
Confectionery	7,581	6,784	5,986	931	337	18,155	21,030	20,478	5,420	2,324
Saccharin	6,568	600	56	1,383	203	118	5	..
Total of Sugar	2,322,668	1,894,143	1,774,521	1,008,809	882,715	1,731,513	1,826,406	1,971,708	1,056,297	1,094,670
Tea—										
Black	123,187	91,672	73,523	98,737	146,327	4,668	3,522	2,832	3,954	5,638
Green	36,647	2,700	51,340	249,701	212,844	1,813	80	2,274	11,808	10,398
Total of Tea	159,834	94,372	124,863	348,438	359,171	6,481	3,602	5,106	15,817	16,036
Textiles—										
Cotton—										
Raw	301	85	930	437
Waste	25	42
Twist and yarn—										
Mule and Water—										
Nos. 1 to 30	13,050	43,575	..	107	..	551	1,548	..	12	..
31 to 40	399,059	374,471	50,010	40,203	..	18,706	16,724	4,709	4,059	..
41 and above	2,000	13,715	6,100	26,458	5,500	133	1,002	511	2,084	1,420
Orange, red, and other colour—										
Nos. 1 to 25	..	3,795	90	3,887	260	7	825	..
26 to 30	303,151	319,107	174,688	74,915	61,650	13,284	12,054	13,200	7,610	10,741
31 to 40	1,488,507	1,266,087	734,484	492,910	169,700	75,780	61,728	61,065	62,713	29,187
41 and above	..	27,725	251	18,497	5,650	..	1,217	22	2,377	933
Mercerised cotton yarn	160,989	121,594	98,010	66,971	17,235	16,193	14,116	15,040	15,014	5,873
Unspecified descriptions of Twist and Yarn	89,696	75,760	46,435	61,814	13,967	4,933	3,330	3,740	7,766	2,683
Total of Twist and Yarn	2,456,426	2,245,829	1,114,024	782,771	298,717	120,670	113,388	97,709	108,330	50,640

No. 12—continued
IMPORTS—continued

PRINCIPAL AND OTHER ARTICLES	QUANTITY					VALUE				
	1914-15	1915-16	1916-17	1917-18	1918-19	1914-15	1915-16	1916-17	1917-18	1918-19
SUND—continued						£	£	£	£	£
KARACHI—continued										
Textiles—continued										
Cotton—continued										
Manufactures—										
Blankets lbs	19,820	33,828	112	648		705	1,487		63	
Canvas yds	22,240	47,778	195,383	39,180	14,221	1,583	8,430	6,057	2,593	1,729
Handkerchiefs and shawls in the piece no.	2,293,157	1,546,432	622,204	128,933	176,182	48,759	24,286	11,921	5,237	5,311
Hosiery value						2,431	2,625	5,130	3,255	2,877
Piece goods—										
Gray (unbleached)—										
Dhutis, saris, and scarves yds	1,904,044	1,467,029	832,197	147,830	1,687,205	21,821	17,644	4,520	8,328	64,902
Drills and jeans "	5,449,689	7,086,112	3,822,015	614,984	540,806	84,998	112,296	79,638	14,413	18,820
Jaconets, including madapollams, mulls, and cambrics "	3,306,033	4,753,386	1,749,116	1,098,590	828,510	22,878	88,184	12,189	25,382	17,877
Longcloth and shirtings "	20,692,798	30,267,218	10,643,247	9,987,088	10,001,199	239,709	458,951	174,698	253,724	340,002
Sheetings "		1,500		57,500	16,200		21		1,799	450
T. Cloth and domestics "	17,233		37,920	790,932	164,091	109		642	20,890	4,594
Unspecified descriptions "	5,267	1,833	9,384	59,079	21,134	223	68	243	1,989	703
Total of Gray piece goods	31,356,564	52,567,078	16,698,829	13,806,553	14,109,189	309,848	622,114	271,922	321,530	447,367
White (bleached)—										
Checks, spots, and stripes "	5,891,741	9,759,892	8,427,330	2,710,508	741,778	75,282	110,172	185,590	62,343	23,494
Dhutis, saris, and scarves "	3,359,741	1,342,753	640,052	457,425	587,848	39,216	15,265	10,719	9,281	22,282
Drills and jeans "	121,400	705,722	226,155	119,117	27,954	2,278	13,132	5,868	3,362	1,461
Jaconets, madapollams, mulls, cambrics, and muslins "	68,391,127	85,543,940	58,091,327	391,891	136,845	728,987	677,177	725,252	10,839	7,072
Mulls "				54,408,049	64,084,493				915,047	1,641,866
Longcloth and shirtings "	33,816,867	34,088,330	40,364,091	42,002,199	18,469,497	543,899	1,010,123	740,798	914,528	420,885
Nainsooks "	38,745,083	54,914,023	55,265,383	41,340,217	4,901,408	323,701	455,335	531,277	647,238	102,909
Sheetings "	22,000	49,539	17,164	15,039	7,779	1,045	1,049	851	1,140	551
Twills "	899,409	2,772,790	1,194,432	416,742	192,566	12,509	36,348	19,785	10,399	6,472
Unspecified descriptions "	1,301,291	3,020,525	4,029,834	1,469,831	1,070,908	17,345	38,925	73,521	87,714	35,569
Total of White piece goods	162,548,155	222,263,504	174,447,368	146,364,949	10,910,173	1,744,352	2,357,321	2,243,611	2,612,391	2,462,361
Coloured, printed, or dyed—										
Cambrics, including Madapollams, muslins, mulls, and jaconets "	22,851,315	13,422,324	20,180,905	20,943,760	9,863,023	182,999	124,248	252,306	351,321	212,903
Checks, spots, and stripes "	1,529,434	1,476,738	1,345,396	1,001,408	254,565	16,248	18,054	24,058	22,697	8,247
Dhutis (including Lungis) "	57,502	59,269	44,145	8,669	13,316	1,200	1,053	1,509	225	472
Drills and jeans "	12,914,391	11,048,084	6,748,806	12,500,582	10,285,195	171,440	171,485	162,843	402,877	352,538
Flannel and flannellette "				549,114	16,778				18,592	801
Prints and chutis "	15,420				114,111		102			3,980
Saris and scarves "	2,218,059	1,077,823	1,308,335	1,401,388	3,018,253	87,399	31,340	35,510	48,656	149,379
Shirtings "	21,245,074	26,700,623	30,094,986	33,164,779	8,618,983	243,482	347,042	477,260	709,698	2,58,768
Twills "	12,780,861	8,803,178	10,465,990	14,474,668	4,657,408	162,402	131,028	220,679	410,366	160,647
Unspecified descriptions "	4,487,394	7,314,808	7,302,199	5,378,012	1,989,023	83,318	135,267	209,003	202,951	91,051
Total of coloured printed or dyed piece-goods	73,100,210	70,579,442	77,440,712	89,417,379	38,831,550	898,500	960,217	1,391,868	2,158,293	1,245,394
Fente of all descriptions	2,393,761	4,123,711	4,817,450	2,462,489	1,804,282	20,451	37,589	59,079	47,650	53,351
Piece goods of cotton and artificial silk	20,074	34,822	185,026	19,761	21,094	1,059	1,891	9,787	1,999	2,346
Total of piece goods	274,418,764	349,558,557	279,484,385	251,571,101	145,969,288	3,034,349	3,979,332	3,976,267	5,141,863	4,211,309
Thread, sewing lbs	101,972	140,501	172,270	151,058	185,994	19,697	22,807	32,770	41,280	25,052
Other sorts of manufactures value						1,653	2,285	2,618	1,855	3,296
Total value of Cotton manufactures						3,106,077	4,036,189	4,035,416	5,198,446	4,249,574
Total value of Cotton						3,235,789	4,149,520	4,134,185	5,369,745	4,309,657

TRADE AT CHIEF PORT
KARACHI

(112)

No. 12—continued
IMPORTS—continued

PRINCIPAL AND OTHER ARTICLES	QUANTITY					VALUE				
	1914-15	1915-16	1916-17	1917-18	1918-19	1914-15	1915-16	1916-17	1917-18	1918-19
SIND—continued										
KARACHI—continued										
Textiles—continued										
Flax—										
Twist and yarn				14	1,500				3	841
Manufactures—										
Canvas yds.	74,989	65,342	142,279	124,330	11,408	3,560	6,548	15,210	15,707	1,160
Piece goods	19,778	10,760	19,084	3,851	2,257	724	662	1,007	278	265
Other sorts value						4,032	3,439	2,483	1,920	2,740
Total value of Flax manufactures						8,316	10,649	18,650	17,906	4,165
Total value of Flax						8,316	10,649	18,650	17,906	4,500
Haberdashery and Millinery value						40,347	37,009	31,010	25,130	32,856
Jute—										
Raw tons										2
Twist and Yarn lbs	1,428	1,741	1,134			21	44	39		
Manufactures—										
Canvas yds.	3,074	17,435	9,849	17,751	1,202	212	598	763	1,836	78
Other kinds value						1,223	500	654	2,007	1,520
Total value of Jute						1,456	1,142	1,340	3,843	1,596
Silk—										
Raw lbs		24	29			3	9	9		
Silk yarn, noils, and warps	65,795	32,790	3,770	1,250	1,550	7,752	4,416	2,056	729	1,984
Manufactures—										
Goods of silk mixed with other materials yds.	37,728	40,906	37,251	22,694	17,994	3,138	3,260	3,590	2,557	2,403
Silk piece goods	25,207	65,182	53,531	64,004	60,761	2,028	3,557	4,832	5,822	5,049
Other sorts lbs	13,686	7,176	3,527	5,271	1,240	1,141	1,601	1,603	3,023	1,040
Total value of Silk manufactures						6,307	8,378	10,037	11,402	9,092
Total value of Silk						14,062	12,803	12,102	12,131	11,076
Wool—										
Raw lbs	466,918	576,268	757,963	621,440	468,106	10,057	12,161	18,516	13,664	12,607
Worsted and knitting wool	186,949	19,805	16,783	24,827	17,697	27,734	4,247	4,074	6,309	7,440
Manufactures—										
Carpets and rugs	119,357	57,616	56,148	29,869	17,597	8,814	4,000	7,754	5,588	3,598
Hosiery	25,644	16,032	20,676	21,475	10,789	6,018	3,824	4,887	5,972	3,475
Piece goods yds.	2,510,542	670,068	335,687	789,862	357,212	151,221	54,232	47,729	94,709	56,750
Shawls nos	19,766	16,591	193	607	213	5,741	4,396	34	145	79
Other sorts lbs	31,303	9,232	24,345	29,383	2,015	2,025	921	3,230	3,905	648
Total value of Woollen manufactures						173,819	68,333	63,634	110,319	64,546
Total value of Wool						211,610	84,741	86,164	130,392	84,592
Other Textiles value						27	1	194	21	4
Total value of Textiles						3,511,607	4,285,955	4,283,650	5,490,215	4,435,236
Tobacco—										
Unmanufactured lbs	16	11	3,816	73	82	3	1	48	5	10
Manufactured—										
Cigarettes	216,385	161,544	287,049	629,165	650,326	45,110	27,522	57,876	191,374	105,009
Other sorts	100,044	92,707	97,911	103,584	97,726	9,770	10,572	13,000	18,110	21,778
Total of Tobacco manufactured	316,929	254,251	384,960	732,749	748,052	54,880	38,094	71,776	149,984	126,787
Total of Tobacco	316,945	254,262	388,776	732,822	748,084	54,883	38,095	71,824	149,989	126,797

(113)
 No. 12—continued
 IMPORTS—continued

TRADE AT CHIEF PORT
 KARACHI

PRINCIPAL AND OTHER ARTICLES	QUANTITY					VALUE				
	1914-15	1915-16	1916-17	1917-18	1918-19	1914-15	1915-16	1916-17	1917-18	1918-19
<i>SIND—continued</i>						£	£	£	£	£
<i>KARACHI—continued</i>										
Toilet requisites (not specified elsewhere) . . . value	—	—	—	—	—	7,304	7,604	12,517	22,304	21,974
Toys and requisites for games—										
Toys	—	—	—	—	—	4,096	3,868	5,398	5,006	3,574
Requisites for games and sports (excluding fireworks, etc.)—										
Playing cards	—	—	—	—	—	1,007	1,917	4,093	3,241	8,553
Other sorts	—	—	—	—	—	5,898	4,898	4,378	3,145	3,771
Total value of requisites for games	—	—	—	—	—	6,905	6,815	8,466	6,386	12,324
Total value of Toys and requisites for games	—	—	—	—	—	11,001	10,683	13,862	11,392	15,898
Wood and Timber—										
Timber, other than Railway sleepers—										
Deal and pine wood cubic tons	1,153	476	328	316	110	7,190	3,171	3,678	6,243	353
Jarrah wood	826	—	—	—	—	4,907	—	—	—	—
Teak wood	914	757	148	181	140	6,944	5,406	1,935	2,092	2,173
Other timber	1,413	1,773	1,804	315	994	8,733	11,721	10,540	1,421	4,804
Total of Timber, etc.	4,306	3,006	2,078	812	1,244	27,474	20,298	15,253	9,756	7,330
Manufactures of wood, other than Furniture and Cabinetware . . . value	—	—	—	—	—	1,584	3,799	5,058	2,049	1,102
Others	—	—	—	—	—	—	—	30	32	7
Total value of Wood manufactures	—	—	—	—	—	1,584	3,799	5,097	2,081	1,109
Total value of Wood and Timber	—	—	—	—	—	20,058	24,097	21,250	11,837	8,439
Articles imported by Post . . . value	—	—	—	—	—	22,752	26,022	23,726	33,252	62,302
All other articles of merchandise—										
Unmanufactured	—	—	—	—	—	8,566	15,082	11,915	17,386	11,907
Manufactured	—	—	—	—	—	26,093	32,651	38,500	32,047	29,320
GRAND TOTAL	—	—	—	—	—	7,723,701	8,344,470	8,680,104	8,758,809	7,655,685

GOVERNMENT STORES

PRINCIPAL AND OTHER ARTICLES	QUANTITY					VALUE				
	1914-15	1915-16	1916-17	1917-18	1918-19	1914-15	1915-16	1916-17	1917-18	1918-19
<i>Apparel (including drapery, uniforms, accoutrements, but excluding hosiery) . . . value</i>	—	—	—	—	—	£	£	£	£	£
						11,718	6,161	2,140	5,656	380
Arms, Ammunition, and Military Stores—										
Firearms, and parts thereof	—	—	—	—	—	83,107	7,665	4,916	16,048	11,596
Other sorts	—	—	—	—	—	16,782	9,220	10,456	1,935	1,504
Total value of Arms, Ammunition, and Military Stores	—	—	—	—	—	99,889	16,884	15,372	17,983	13,100
Building and Engineering materials—										
Cement cwt.	189,296	60,580	40,591	9,887	—	19,891	10,442	5,451	1,395	—
Other sorts value	—	—	—	—	—	1,949	2,294	2,015	12	1,849
Total value of Building, etc.	—	—	—	—	—	21,840	12,836	10,466	1,407	1,849

TRADE AT CHIEF PORT
KARACHI

(114)

No. 12—continued
IMPORTS—continued

GOVERNMENT STORES—continued

PRINCIPAL AND OTHER ARTICLES	QUANTITY					VALUE				
	1914-16	1915-16	1916-17	1917-18	1918-19	1914-16	1915-16	1916-17	1917-18	1918-19
<i>SIND—continued</i>						£	£	£	£	£
<i>KARACHI—continued</i>										
Carriages and carts . . . value	—	—	—	—	—	13,025	16,480	10,180	19,842	19,524
Chemicals	—	—	—	—	—	5,537	13,357	15,411	6,840	3,212
Coal, Coke, and Patent Fuel tons	16,106	2,772	400	..	5,411	34,337	9,208	613	..	36,051
Drugs, Medicines, and Narcotics—										
Drugs—										
Quinine lbs	100	982	..	300	..	112	588	..	286	..
Other sorts value	—	—	—	—	—	1,063	6,492	19,407	9,406	6,654
Total value of Drugs	—	—	—	—	—	1,175	7,080	19,407	9,692	6,654
Medicines and Narcotics value	—	—	—	—	—	2,827	1,944	74	11	..
Total value of Drugs, Medicines, and Narcotics	—	—	—	—	—	4,002	9,024	19,481	9,653	6,654
Glass and Glassware value	—	—	—	—	—	6,686	6,914	5,397	3,616	5,240
Hardware and Cutlery (including Agricultural Implements and plated-ware)	—	—	—	—	—	79,789	71,182	66,615	54,611	51,122
Instruments, Apparatus, and Appliances, and parts thereof—										
Musical	—	—	—	—	—	633	779	5,117	1,495	440
Other kinds	—	—	—	—	—	38,015	27,174	86,011	98,185	54,607
Total value of Instruments, Apparatus, and Appliances, etc.	—	—	—	—	—	38,648	27,953	91,128	99,680	55,047
Leather—										
Unwrought cwt	129	9	65	4,274	232	1,794	3	54
Manufactures—										
Saddlery and harness . . . value	—	—	—	—	—	1,910	67	48
Other sorts	—	—	—	—	—	908	82	76	55	..
Total value of Leather	—	—	—	—	—	6,992	381	1,918	58	54
Machinery and Millwork—										
Steam Engines and parts, other than Locomotives value	—	—	—	—	—	10,486	1,307	3,047	5,885	5,702
Other sorts of machinery . . .	—	—	—	—	—	30,404	23,746	25,253	31,100	7,561
Total value of Machinery and Millwork	—	—	—	—	—	40,890	25,053	33,300	36,985	13,263
Metals and Ores—										
Brass, bronze, and similar alloys—										
Wrought cwt	53	55	2	20	66	208	322	11	168	420
Copper—										
Unwrought	995	74	244	207	388	5,186	298	945	1,837	3,244
Wrought	3,184	2,119	658	1,295	4,589	11,119	9,193	2,898	7,823	34,615
Total of Copper	4,179	2,193	902	1,502	4,977	16,305	9,491	3,843	9,660	37,859
Iron—										
Pig	2,350	8,766
Manufactures—										
Angle, bolt, and rod	39	41	8	41	..	504	490	139	637
Bars and channel	56	12	..	140	52	744	291	5	2,390	1,198
Total of Iron Manufactures	56	51	41	148	93	744	795	495	2,529	1,835
Total of Iron	2,406	51	41	148	93	9,510	795	495	2,529	1,835

No. 12—continued

IMPORTS—continued

GOVERNMENT STORES—continued

PRINCIPAL AND OTHER ARTICLES	QUANTITY					VALUE				
	1914-15	1915-16	1916-17	1917-18	1918-19	1914-15	1915-16	1916-17	1917-18	1918-19
BIND—continued						£	£	£	£	£
KARACHI—continued.										
Metals and Ores—continued										
Iron or Steel—										
Hoops and Strips . . . tons	92	246	87	11	242	754	2,721	477	811	6,712
Nails, screws, rivets, and washers . . . "	189	62	150	17	51	2,004	1,016	4,864	474	2,079
Sheets and plates, including galvanized and tinned plates . . . "	2,156	1,523	318	104	894	22,225	17,668	5,509	4,334	24,112
Wire . . . "	473	322	472	391	138	6,469	5,245	12,678	14,482	8,236
Other manufactures of Iron or Steel . . . "	3,516	1,093	115	102	76	38,733	15,510	4,536	3,694	8,774
Total of Iron or Steel . . . "	6,376	8,156	1,092	625	1,401	65,185	42,160	27,564	23,795	44,913
Steel—										
Bars and channel . . . "	1,492	2,870	518	319	332	13,730	35,153	8,930	6,625	7,120
Cast . . . "	25	1	3	12	11	677	45	109	695	932
Total of Steel . . . "	1,517	2,871	521	331	343	14,407	35,198	9,108	7,220	8,052
Lead—										
Pig . . . cwt	3,710	80	16	2,103	113	47
Wrought—										
Sheets, pipes, and tubes . . . "	1,116	7	1,271	11
Other sorts . . . "	105	138	2	..	5	..
Total of Lead, wrought . . . "	1,222	7	1,409	13	..	5	..
Total of Lead . . . "	4,932	87	16	3,512	126	47	5	..
Tin—										
Unwrought (block) . . . "	2,218	855	5	11	..	17,886	8,862	36	180	..
Wrought (including plates or sheets, not tinned iron) . . . "	..	8	11	2,453	..	9	15	47	4,910	..
Total of Tin . . . "	2,218	863	16	2,464	..	17,895	8,877	83	5,090	..
Zinc or Spelter, wrought or manufactured . . . "	200	262	272	110	271	256	931	1,269	611	1,046
Metals, unenumerated . . . "	520	845	9	3	103	807	3,137	56	49	593
Total of Metals and Ores . . . tons	10,904	6,998	1,815	1,309	2,108	128,085	101,037	42,476	49,127	94,678
Printing and lithographing materials (excluding paper) value	5,523	3,535	1,647	61	1,256
Railway Plant and Rolling-Stock—										
Carriages and trucks and parts thereof . . . "	554,481	260,696	24,717	43,473	85,029
Locomotive engines and tenders and parts thereof . . . "	467,161	259,047	16,239	180,173	90,884
Materials for construction—										
Rails and fish plates of steel and iron . . . cwt	465,257	100,189	163,655	87,123
Sleepers and keys of steel and iron . . . "	3,580	3,381
Sleepers of wood . . . "	236,404	24,698	..	58,006	9,043	..
Other sorts . . . "	97,246	29,185	67,895	8,150	2,160	67,785	16,482	40,955	14,330	4,712
Total of Materials for construction . . . "	798,907	129,374	71,475	32,848	2,160	294,447	53,605	53,386	23,373	4,712
Total value of Railway Plant, etc.	1,316,039	573,348	84,292	247,019	181,225
Stationery, excluding Paper value	10,570	13,544	15,424	12,072	11,384
Telegraphs, materials for construction of . . . "	12,029	21,399	56,331	26,323	35,545

TRADE AT CHIEF PORT
KARACHI

(116)

No. 12—continued
IMPORTS—concluded

GOVERNMENT STORES—concluded

PRINCIPAL AND OTHER ARTICLES	QUANTITY					VALUE				
	1914-15	1915-16	1916-17	1917-18	1918-19	1914-15	1915-16	1916-17	1917-18	1918-19
SIND—continued						£	£	£	£	£
KARACHI—continued										
Textiles—										
Cotton—										
Manufactures—										
Piece goods—										
Grey yds.		2,160		10,200			45		1,096	
White "	129,548	247,508	34,287	7,920	2,117	1,434	2,080	293	264	278
Coloured, printed, or dyed . . "	32,079	14,411	1,600	18,556	7,647	395	476	135	629	347
Total of Piece goods . .	161,627	264,079	35,887	31,676	9,764	1,829	2,610	428	1,989	625
Other manufactures, including Handkerchiefs and Shawls in the piece value	—	—	—	—	—	2,073	998	659	1,584	718
Total value of Cotton manufactures	—	—	—	—	—	3,902	3,608	1,087	3,573	1,343
Total value of Cotton	—	—	—	—	—	3,902	3,608	1,087	3,573	1,343
Flax—										
Manufactures—										
Canvas yds.	216,127	184,023	124,559	12,241	4,119	19,635	37,680	20,804	3,597	1,050
Other sorts (including bags and sacks) . . value	—	—	—	—	—	1,006	2,961	1,550	4,080	420
Total value of Flax manufactures	—	—	—	—	—	20,641	40,641	21,854	7,677	1,470
Wool—										
Manufactures—										
Piece goods yds.	17,902	30,426	6,070	6,404	1,273	1,845	4,147	1,507	1,063	252
Other sorts lbs	11,520	8,945	360	184		1,000	770	37	7	
Total value of Wool	—	—	—	—	—	2,845	4,917	1,544	1,070	252
Total value of Textiles	—	—	—	—	—	27,388	49,366	24,465	12,290	3,065
All other Articles—										
Unmanufactured value	—	—	—	—	—	11,833	39,657	127,909	120,966	175,784
Manufactured "	—	—	—	—	—	59,951	64,821	65,786	46,456	70,140
Total value of Government Stores	—	—	—	—	—	1,995,821	1,079,168	700,377	771,253	778,562

ABSTRACT (IMPORTS OF MERCHANDISE)

ARTICLES	QUANTITY					VALUE				
	1914-15	1915-16	1916-17	1917-18	1918-19	1914-15	1915-16	1916-17	1917-18	1918-19
Liquors value	—	—	—	—	—	£ 135,647	£ 185,929	£ 200,047	£ 238,095	£ 242,115
Metals and Ores "	—	—	—	—	—	580,404	506,483	378,218	279,933	819,270
Cotton manufactures, excluding Twist and Yarn "	—	—	—	—	—	3,106,077	4,036,132	4,086,416	5,196,446	4,247,228
Other Articles except Salt "	—	—	—	—	—	3,956,074	3,665,281	4,064,628	3,048,344	2,875,381
Total	—	—	—	—	—	7,728,202	8,343,775	8,679,309	8,767,818	7,683,994
Salt "	—	—	—	—	—	499	695	795	991	1,491
GRAND TOTAL	—	—	—	—	—	7,728,701	8,344,470	8,680,104	8,768,809	7,685,686

No. 12—continued
EXPORTS

INDIAN MERCHANDISE

PRINCIPAL AND OTHER ARTICLES	QUANTITY					VALUE				
	1914-15	1915-16	1916-17	1917-18	1918-19	1914-15	1915-16	1916-17	7-18	1918-19
SIND—continued										
KARACHI—continued										
Animals, living . . . no.	4,148	1,598	129	61	4	4,640	4,217	182	458	40
Building and Engineering materials value	—	—	—	—	—	1,380	698	1,163	177	10,260
Candles of all kinds . . . lbs	200	4,345	26,966	160,521	317,722	8	84	299	3,634	9,474
Chemicals and Chemical preparations (excluding chemical manures and medicines)—										
Saltpetre . . . cwts	2,020	16,792	100,412	108,464	84,198	1,848	20,008	137,487	140,646	112,825
Other sorts of chemicals value	—	—	—	—	—	2,342	3,120	2,450	2,151	2,195
Total of Chemicals, etc. . .	—	—	—	—	—	4,190	23,128	139,937	142,797	115,020
Coffee . . . cwts	157	102	1,025	3,125	1,603	860	380	3,784	14,071	5,652
Dyeing and Tanning substances—										
Indigo	425	58	284	210	140	4,522	793	5,621	4,948	2,261
Termoric	622	106	253	5,155	3,669	461	102	296	6,581	5,364
Other sorts	1,688	782	106	1,182	5,445	1,106	658	61	607	8,168
Total of Dyeing and Tanning substances . . .	2,735	946	593	6,497	7,254	6,089	1,553	5,978	12,136	10,793
Fish (excluding canned fish)—										
Fish, dry, salted	19,554	22,489	18,442	5,858	5,202	28,854	30,004	25,530	9,809	8,010
Fishmaws and shark-fins	2,812	2,792	2,009	597	1,065	23,157	23,046	19,447	6,395	12,267
Other sorts	506	550	2,109	92	318	986	860	2,063	187	473
Total of Fish, etc.	22,872	25,831	22,560	6,547	6,585	52,997	53,910	47,040	15,841	20,750
Fodder, Bran, and Pollards (excluding oil-cake)—										
Bran and pollards . . . tons	3,147	1,450	1,741	323	116	16,223	8,421	8,977	1,599	953
Other sorts cwts	416	681	38	44	40	105	187	10	15	11
Total of Fodder, Bran, etc. . . value	—	—	—	—	—	16,328	8,608	8,987	1,614	964
Fruits and Vegetables—										
Fresh fruits and vegetables—										
Fresh fruits value	—	—	—	—	—	65	72	370	371	825
Fresh vegetables of all kinds	—	—	—	—	—	7,554	3,936	5,116	2,716	3,112
Total of Fresh Fruits and Vegetables	—	—	—	—	—	7,619	4,008	5,486	3,087	3,937
Fruits and Vegetables: dried, salted, or preserved, all sorts cwts	776	1,712	2,809	1,369	10,992	522	1,473	1,073	1,133	4,589
Total of Fruits and Vegetables value	—	—	—	—	—	8,141	5,481	6,559	4,220	8,526
Grain, Pulse, and Flour—										
Barley cwts	577,279	3,190,654	3,440,680	9,954,956	4,305,478	171,584	1,123,251	1,262,466	2,618,374	1,763,092
Gram	378,175	632,656	663,800	6,832,465	5,837,449	122,024	176,995	227,859	2,244,027	2,106,941
Jawar and bajra	896,665	33,967	70,791	63,343	2,259	121,425	10,455	21,269	18,165	1,295
Lentils	136,147	64,044
Maise	338	258	460,084	1,613,051	264,782	98	80	152,617	620,182	100,699
Pulse	61,564	410,651	700,654	778,957	314,717	24,045	158,023	327,569	304,324	122,736
Rice, not in the husk	826,900	987,986	1,547,257	1,654,854	1,036,338	402,652	469,390	769,488	822,736	729,507
Wheat	13,864,572	10,622,913	13,583,911	21,684,023	8,202,544	5,430,857	4,525,034	5,475,599	9,333,512	3,829,258
" flour	525,008	598,538	684,652	366,924	120,167	283,925	376,831	412,797	244,315	98,117
Other sorts	1,440	1,594	1,358	5,111	1,294	635	763	601	2,683	802
Total of Grain, Pulse, and Flour	16,631,936	16,279,217	21,142,667	39,653,389	19,721,175	6,562,245	6,840,877	8,640,265	16,263,298	8,916,481

INDIAN MERCHANDISE—continued

PRINCIPAL AND OTHER ARTICLES	QUANTITY					VALUE				
	1914-15	1915-16	1916-17	1917-18	1918-19	1914-15	1915-16	1916-17	1917-18	1918-19
SIND—continued										
KARACHI—continued										
Hides and Skins, raw—										
Hides, raw—										
Buffalo hides	12,361 =76,683	7,359 =39,440	26,081 =169,000	8,845 =74,095	11,502 =81,995	80,205	26,438	163,950	66,760	66,062
Cow hides	58,653 =588,786	115,492 =1,204,803	131,519 =1,377,175	33,200 =278,723	75,723 =655,118	800,860	687,959	826,089	308,410	362,228
Calf skins	7,506 =124,823	17,417 =324,170	30,654 =752,598	2,610 =98,578	10,393 =262,970	38,117	99,831	194,868	17,290	65,794
Other hides	213 =2,573	95 =940	21 =263	909	373	88
Total of Hides, raw	78,733 =792,805	140,363 =1,569,353	188,275 =2,299,086	44,664 =449,396	97,618 =1,000,078	400,091	804,601	1,185,001	292,469	494,084
Skins, raw—										
Goat skins	78,669 =3,708,651	69,195 =4,357,193	159,188 =7,468,591	85,934 =3,979,920	61,406 =2,949,610	365,214	436,827	1,408,450	680,751	553,438
Sheep skins	22,137 =1,644,841	20,167 =1,398,126	33,724 =2,139,999	23,222 =1,569,170	16,824 =1,037,366	115,023	96,334	1,240,024	194,647	129,637
Other skins	68 =9,480	119 =24,008	98 =24,780	3 =3,073	..	1,986	3,941	3,474	377	..
Total of Skins, raw	100,874 =6,362,672	109,481 =5,779,327	193,010 =9,631,320	109,164 =5,552,163	78,230 =4,036,976	482,223	537,102	1,651,948	845,775	683,075
Cuttings of hides and skins, raw	..	14	472
Total of Hides and Skins, raw	179,607 =6,155,537	249,858 =7,348,680	381,285 =11,930,356	153,828 =6,001,559	176,848 =6,037,054	882,314	1,342,175	2,836,949	1,138,244	1,177,159
Lac—										
Seed	1,209	678	478	..	2	4,860	1,935	2,220	..	15
Other kinds (excluding lac dye)	6
Total of Lac	1,209	678	478	..	2	4,866	1,935	2,220	..	15
Leather—										
Hides, tanned or dressed	295 =7,399	1,122 =14,009	126 =4,438	30 =672	4 =195	2,930	9,241	1,574	388	57
Skins, tanned or dressed—										
Goat skins	1,653 =219,847	2,452 =349,802	3,410 =498,395	828 =99,964	3,659 =517,369	21,148	26,894	79,456	27,448	96,355
Sheep skins	419 =59,000	1,062 =169,855	2,308 =418,917	865 =117,841	2,368 =432,672	5,466	11,889	63,831	26,606	73,317
Other skins	..	10 =2,556	8 =1,920	39	130
Total of Skins, tanned or dressed	2,072 =278,907	3,524 =522,213	5,726 =919,232	1,693 =217,805	6,027 =950,041	26,614	38,822	133,417	54,040	169,672
Other sorts	80	99	552	384	788
Total of Leather	29,024	48,162	135,543	54,821	170,517
Manures—										
Bones	17,858	12,592	9,900	300	600	93,196	61,631	51,898	1,867	3,201
Other kinds	535	295	308	6	87	2,798	1,082	1,287	20	361
Total Manures	18,393	12,887	10,208	306	687	95,994	62,713	53,185	1,887	3,562

No. 12—continued

EXPORTS—continued

INDIAN MERCHANDISE—continued

PRINCIPAL AND OTHER ARTICLES	QUANTITY					VALUE				
	1914-15	1915-16	1916-17	1917-18	1918-19	1914-15	1915-16	1916-17	1917-18	1918-19
						£	£	£	£	£
SIND—continued										
KARACHI—continued										
Metals and Ores—										
Chromite (Chrome iron ore) tons	3,630	1,003	233	12,301	22,315	12,354	3,342	1,246	24,604	44,433
Iron or Steel "	30	22	47	42	43	478	398	1,285	1,972	2,004
Other Metals not enumerated "	1	5	1	67	969	314	95	30
Total of Metals "	31	27	48	42	43	545	1,362	1,499	1,767	2,034
Total of Ores "	3,630	1,003	233	12,301	22,315	12,354	3,342	1,246	24,604	44,433
Total of Metals and Ores "	3,661	1,030	281	12,343	22,358	12,899	4,704	2,745	26,371	46,467
Oils—										
Animal gals	2,056	32	318	18,132	77,061	178	2	27	1,570	7,512
Vegetable, not essential—										
Linseed "	3,689	..	25	10	..	404	..	7	5	..
Mustard or Rape "	3,028	3,703	23,364	7,078	6,879	1,239	501	1,926	1,039	1,125
Sesamum (oil or jinjili) "	6,511	2,584	10,966	54,372	17,476	982	370	2,751	8,640	3,010
Other sorts "	457	910	3,697	4,569	3,154	85	138	585	755	719
Total of Oils, Vegetable, non-essential "	19,985	7,227	47,052	66,624	27,509	2,710	1,009	5,269	10,439	4,854
All other sorts of Oils "	..	4,344	387	400	30,432	..	360	46	20	2,021
Total of Oils "	21,741	11,663	47,757	65,156	135,002	2,888	1,372	5,342	12,029	14,387
Oilcakes—										
Linseed, rape and sesamum cake cwts	4,028	37	55	51	15	1,591	12	30	18	4
Other sorts "	969	8	..	11	15	352	1	..	3	5
Total of Oilcakes "	5,016	40	55	62	30	1,943	13	30	21	9
Provisions and Oilman's stores—										
Ghi lbs	56,887	5,448	458,171	727,220	582,420	1,905	191	21,195	30,615	28,734
Other sorts value	533	725	2,222	1,888	3,401
Total "	2,528	916	23,417	32,503	32,135
Seeds—										
Oil-seed—										
Essential cwt.	1,338	3,655	538	516	506	637	2,119	385	463	651
Non-essential—										
Castor cwts	7,181	3,380	821	4,659	188,202	3,790	2,299	585	2,951	168,023
Copra "	13	20	444	2,286	2,369	21	41	685	3,380	3,830
Cotton "	275,122	67,955	7,435	756	1,085	65,893	16,201	2,312	216	445
Groundnuts "	944	1,287	5,841	4,389	5,421	533	638	3,057	2,402	3,554
Linseed "	59,252	166,790	229,241	119,794	460,512	48,787	83,796	120,967	70,760	316,375
Mustard "	..	87	2	1	39	2	1	..
Rape "	1,166,760	1,322,862	1,975,900	651,571	1,184,195	625,767	641,448	883,857	254,294	672,776
Sesamum (oil or jinjili) "	123,072	4,020	137,581	26,094	2,424	108,556	3,432	80,908	18,221	2,687

TRADE AT CHIEF PORT
KARACHI

(120)

No. 12—continued
EXPORTS—continued

INDIAN MERCHANDISE—continued

PRINCIPAL AND OTHER ARTICLES	QUANTITY					VALUE				
	1914-15	1915-16	1916-17	1917-18	1918-19	1914-15	1915-16	1916-17	1917-18	1918-19
SIND—continued						£	£	£	£	£
KARACHI—continued										
Seeds—continued										
Oil-seeds—continued										
Non-essential—continued										
Other sorts cwts	7	2	10	..	10	5	2	5	..	10
Total of Seeds, non-essential ..	1,633,251	1,567,263	2,257,234	710,010	1,844,218	853,372	747,891	1,101,373	352,235	1,167,700
Total of Oil-seeds	1,634,589	1,570,917	2,257,822	710,526	1,844,814	854,009	750,010	1,101,768	352,748	1,163,351
Other than Oil-seeds	17	46	300	125	168	14	61	388	97	170
Total of Seeds	1,634,606	1,570,963	2,258,122	710,651	1,844,972	854,023	750,071	1,102,146	352,845	1,168,521
Spices—										
Cardamoms lbs	688	1,036	3,363	63,809	38,032	65	115	384	4,063	2,195
Pepper "	25,626	21,961	41,049	113,267	162,341	654	499	1,120	3,437	5,428
Other sorts "	52,303	70,193	104,761	161,690	160,315	639	777	1,090	2,137	3,119
Total of spices	78,617	93,190	149,673	337,766	360,688	1,358	1,391	2,603	9,637	10,742
Sugar cwts	681	226	1,342	1,408	5,893	523	240	1,118	2,413	10,761
Tea lbs	38,318	26,767	45,659	393,045	2,639,053	1,415	1,128	2,253	17,018	118,359
Textiles—										
Cotton—										
Raw cwts	1,445,935	641,626	399,641	38,287	15,570	3,155,230	1,076,147	970,283	123,339	74,708
Twist and Yarn lbs	3,914	6,928	16,462	19,317	11,566	135	240	708	904	918
Manufactures—										
Canvas yards	4,968	120	168	64	22	18
Piece goods—										
Grey (unbleached)	391,069	378,800	1,264,298	1,192,386	488,381	3,910	4,127	16,227	20,917	12,819
White (bleached)	4,000	4,000	24,400	12,070	34,110	40	30	293	325	886
Coloured, printed, or dyed ..	255,106	110,710	611,904	588,925	1,138,991	3,583	1,444	10,094	13,882	30,448
Other sorts of manufac- tures value	—	—	—	—	—	2,622	1,958	3,123	4,207	4,593
Total of Cotton manu- factures (including twist and yarn)	—	—	—	—	—	10,854	7,799	30,435	40,257	49,682
Total of Cotton, raw and manufactures	—	—	—	—	—	3,165,584	1,083,946	1,000,668	163,596	124,390
Jute—										
Raw tons	7	133
Manufactures—										
Gunny bags no.	123,205	215,582	168,960	142,589	98,500	2,891	5,102	4,013	4,617	3,864
Other kinds value	—	—	—	—	—	159	772	1,032	1,154	3,017
Total Jute manufactures ..	—	—	—	—	—	3,050	5,874	5,045	5,771	6,881
Total of Jute, raw and manufactures	—	—	—	—	—	3,050	5,874	5,178	5,771	6,881
Silk—										
Raw—										
Mulberry silk (excluding Tasar and other wild silks)—										
Raw lbs	53,467	100,920	140,411	141,328	82,637	35,214	67,567	189,066	210,372	122,773
Chasam or waste	32,476	44,542	17,118	63,193	127,452	4,501	5,096	2,475	11,950	34,005
Cocoons "	9,944	304,409	232,341	50,848	10,800	550	38,067	44,767	18,613	3,080
Total of Mulberry silk ..	101,887	449,871	389,870	255,369	220,889	40,265	110,730	186,328	230,435	159,858

No. 12—continued
EXPORTS—continued

INDIAN MERCHANDISE—concluded

PRINCIPAL AND OTHER ARTICLES	QUANTITY					VALUE				
	1914-15,	1915-16	1916-17	1917-18	1918-19	1914-15	1915-16	1916-17	1917-18	1918-19
						£	£	£	£	£
SIND—continued										
KARACHI—continued										
Textiles—continued										
Silk—continued										
Silk manufactures . . . value	—	—	—	—	—	8	..	5	..	841
Total of Silk, raw and manufactures	—	—	—	—	—	40,268	110,730	186,338	286,436	160,699
Wool—										
Raw lbs	27,086,178	39,839,261	21,378,925	15,436,524	12,327,135	839,918	1,236,192	729,284	684,196	791,857
Manufactures—										
Carpets and rugs . . .	8,534	8,430	6,853	40	2,958	967	1,408	1,331	5	784
Other sorts . . . value	—	—	—	—	—	19	58	356
Total of Woollen manufactures	—	—	—	—	—	986	1,461	1,331	5	1,140
Total of Wool and Woollens	—	—	—	—	—	840,904	1,237,653	730,615	684,201	792,997
Other textiles . . .	—	—	—	—	—	813	120	128	185	880
Total of Textiles	—	—	—	—	—	4,050,619	2,438,323	1,922,923	1,090,188	1,085,847
Tobacco lbs	254,744	375,829	375,829	831,918	1,013,369	2,581	3,032	12,122	17,164	22,749
Wood and Timber—										
Timber, other than Railway sleepers—										
Teak wood . . . cubic tons	9	3	58	1	7	110	61	281	17	145
Other Timber . . .	236	289	614	1,032	1,534	1,059	1,600	3,525	5,428	12,862
Total of Timber	245	292	672	1,033	1,541	1,169	1,661	3,806	5,445	13,007
Wood—										
Firewood tons	199	83	115	37	2,638	165	79	151	57	4,072
Ornamental wood . . . value	—	—	—	—	—	8	..
Total of Wood	—	—	—	—	—	165	79	151	65	4,072
Manufactures of Wood, other than furniture and cabinetware	—	—	—	—	—	875	883	378	830	1,323
Total of Wood and Timber	—	—	—	—	—	2,209	2,623	4,385	6,340	18,402
Articles exported by post	—	—	—	—	—	4,247	2,453	3,668	3,439	22,209
All other articles of merchandise—										
Unmanufactured . . .	—	—	—	—	—	43,732	61,860	60,089	41,384	48,255
Manufactured . . .	—	—	—	—	—	15,524	14,800	22,775	40,362	66,876
GRAND TOTAL (EXCLUSIVE OF GOVERNMENT STORES)	—	—	—	—	—	12,071,160	11,076,842	15,047,604	19,304,902	13,025,231
GOVERNMENT STORES—										
Total Value . . .	—	—	—	—	—	20,843	48,603	27,810	29,945	26,690

TRADE AT CHIEF PORT
KARACHI

(122)

No. 12—continued
EXPORTS—continued

FOREIGN MERCHANDISE

PRINCIPAL AND OTHER ARTICLES	QUANTITY					VALUE				
	1914-15	1915-16	1916-17	1917-18	1918-19	1914-15	1915-16	1916-17	1917-18	1918-19
SIND—continued						£	£	£	£	£
KARACHI—continued										
Apparel (including drapery, uniforms, and accessories, but excluding hosiery and boots and shoes) value	—	—	—	—	—	20,097	21,516	21,072	12,848	19,060
Fruits and Vegetables—										
Fresh Fruits and Vegetables	—	—	—	—	—	—	—	16	—	—
Fruits and Vegetables: dried, salted, or preserved—										
Dates cwt	94	1	726	79	178	42	3	285	27	129
Other sorts	11,367	23,539	5,874	13,190	23,621	27,280	74,363	24,954	58,832	77,900
Total of Fruits and Vegetables: dried, salted, or preserved	11,461	23,540	6,600	13,269	23,799	27,322	74,366	25,239	58,859	78,029
Total of Fruits and Vegetables value	—	—	—	—	—	27,322	74,366	25,255	58,859	78,029
Hardware, excluding cutlery and electroplated ware value	—	—	—	—	—	3,872	2,458	4,435	3,766	15,035
Liquors gals	1,620	7,101	36,610	14,148	22,242	695	1,800	11,112	5,432	11,880
Matches { Gross of boxes	22,440	69,735	54,335	67,930	79,357	1,648	5,430	3,741	7,832	11,940
Metals and ores—										
Iron or Steel—										
Old, for remanufacture tons	18	2	2,801	31	4	73	14	14,630	741	97
Other manufactures of iron or steel	308	156	160	140	171	3,371	3,916	4,862	6,363	7,762
Total of Iron or Steel	326	158	2,961	171	175	3,444	3,930	19,492	7,104	7,859
Other metals and ores	2	16	24	7	8	136	1,535	1,695	1,233	1,437
Total of metals and ores	328	174	2,985	178	183	3,580	4,515	21,237	8,392	9,296
Provisions and oilman's stores cwt	716	2,514	8,813	8,218	2,248	2,358	9,593	48,744	14,890	12,073
Soap	274	303	3,894	3,936	4,174	30	488	7,152	10,726	14,193
Sugar—										
Sugar, 16 Dutch standard and above	884,240	77,085	117,386	155,415	220,040	310,913	83,118	136,795	200,332	276,731
Confectionery	51	69	302	94	266	105	406	1,236	384	1,458
Total of Sugar	884,291	77,154	117,688	155,509	220,306	311,018	83,524	138,031	201,216	278,189
Textiles—										
Cotton—										
Twist and Yarn lbs	200	..	1,040	2,800	3,542	20	..	95	105	222

No. 12—continued
EXPORTS—concluded

FOREIGN MERCHANDISE—continued

PRINCIPAL AND OTHER ARTICLES	QUANTITY					VALUE				
	1914-15	1915-16	1916-17	1917-18	1918-19	1914-15	1915-16	1916-17	1917-18	1918-19
SIND—concluded						£	£	£	£	£
KARACHI—concluded										
Textiles—continued										
Cotton—continued										
Manufactures—										
Piece goods—										
Grey (unbleached) . yards	187,940	190,066	340,940	372,388	944,548	1,040	2,178	4,701	7,774	25,752
White (bleached) " "	877,081	1,302,098	3,215,923	3,043,904	2,384,904	9,915	14,599	42,152	57,858	59,027
Coloured, printed, or dyed " "	879,924	803,254	3,790,867	5,499,974	7,869,898	11,048	10,342	58,756	135,379	236,002
Fents of all descriptions " "	84,977	9,120	23,211	509	142	659
Total of Piece goods " "	1,944,895	2,295,478	7,382,407	8,925,386	11,222,616	32,903	27,119	106,178	201,153	322,630
Other manufactures value	—	—	—	—	—	422	1,091	2,757	4,286	4,944
Total of Cotton manufactures (including twist and yarn) " "	—	—	—	—	—	23,345	23,210	109,030	205,634	327,796
Flax manufactures " "	—	—	—	—	—	442	662	1,491	..	20
Haberdashery and Millinery " "	—	—	—	—	—	1,521	1,361	6,856	6,286	6,933
Silk—										
Raw lbs	400	110	2,483	3,838	2,791	93	48	600	1,594	1,766
Yarn, nolls and warps " "	395	724	560	200	..	88	182	147	80	..
Manufactures—										
Silk piece goods . yards	17,318	17,752	10,965	6,636	11,455	611	773	1,436	485	1,281
Other manufactures value	—	—	—	—	—	..	230	1	..	1,606
Total of Silk, raw and manufactures " "	—	—	—	—	—	992	1,293	2,388	2,159	4,562
Wool—										
Raw lbs	8,240,855	15,182,329	10,186,960	12,550,539	15,358,628	286,433	606,257	526,504	1,679,539	970,575
Manufactures . . . value	—	—	—	—	—	3,600	1,780	5,294	6,809	4,587
Total of Wool, raw and manufactures " "	—	—	—	—	—	289,933	608,037	531,798	686,348	975,162
Other textiles " "	—	—	—	—	—	296	..
Total of Textiles " "	—	—	—	—	—	316,233	639,508	651,558	900,723	1,314,443
Tobacco—										
Manufactured . . . lbs	4,390	6,604	74,934	71,993	38,081	667	950	12,499	18,339	8,122
Wood and Timber—										
Manufactures of Wood, other than furniture and cabinetware value	—	—	—	—	—	5,372	2,929	4,064	130	22
Other kinds " "	—	—	—	—	—	299	1,166	1,463	290	652
Total of Wood and Timber " "	—	—	—	—	—	5,671	4,095	6,427	420	674
All other Articles of Merchandise—										
Unmanufactured " "	—	—	—	—	—	2,077	2,190	5,677	501	65,686
Manufactured " "	—	—	—	—	—	20,255	20,022	26,745	31,135	5,171
GRAND TOTAL (EXCLUDING GOVERNMENT STORES) " "	—	—	—	—	—	715,789	870,745	983,685	1,270,085	1,946,795
GOVERNMENT STORES—										
Total Value " "	—	—	—	—	—	24,041	62,824	8,519	5,660	6,506

TRADE AT CHIEF PORT
FORT ST. GEORGE

(124)

No. 12—continued
IMPORTS

PRINCIPAL AND OTHER ARTICLES	QUANTITY					VALUE				
	1914-15	1916-16	1916-17	1917-18	1918-19	1914-15	1915-16	1916-17	1917-18	1918-19
MADRAS—						£	£	£	£	£
Fort St. George—										
Animals, living—										
Horses no.	1,715	2,171	1,721	2,799	1,259	52,623	68,013	65,330	97,062	47,120
Other kinds "	105	72	85	60	57	629	349	1,280	221	142
Total Animals, living "	1,910	2,243	1,806	2,859	1,316	53,252	69,262	66,610	98,183	47,262
Apparel (excluding hosiery and boots and shoes)—										
Apparel (including drapery, uniforms, accoutrements) value	—	—	—	—	—	11,972	12,952	18,086	11,765	12,759
Gold and silver thread "	—	—	—	—	—	139,596	186,111	182,904	87,609	12,755
Hats, caps, bonnets and hatter's ware "	—	—	—	—	—	6,689	7,444	7,267	8,465	7,301
Lametta lbs	76,546	80,811	63,279	23,022	9,470	9,323	10,729	12,247	6,489	3,170
Other kinds value	—	—	—	—	—	1,477	1,824	574	530	248
Total value of Apparel "	—	—	—	—	—	169,057	219,060	216,077	114,858	36,233
Arms, ammunition, and military stores—										
Cartridge cases—										
Filled no.	662,908	764,626	721,909	228,835	57,427	1,985	2,217	2,062	867	277
Empty "	99,300	93,069	228,081	10,628	36,950	127	109	429	7	83
Total Cartridge cases "	762,208	857,695	949,990	239,463	94,377	2,112	2,326	2,491	874	360
Explosives—										
Blasting fuse (a) no. of coils	—	—	—	—	144,000	1,385	558	943	2,707	3,707
" cwt.	293	95	146	397	—	—	—	—	—	—
" gelatine "	6,881	4,343	—	—	—	48,949	30,794	—	—	—
Dynamite "	612	818	714	375	1,809	3,614	4,851	4,258	3,426	9,687
Gelatine dynamite "	321	1,069	6,626	5,246	7,692	1,971	6,448	48,549	39,524	48,017
Others "	1,659	2,119	1,965	1,186	1,059	13,053	15,603	15,450	10,699	11,063
Total Explosives value "	—	—	—	—	—	68,972	58,254	64,200	56,856	72,474
Firearms, and parts thereof "	—	—	—	—	—	2,281	3,014	3,750	2,548	2,216
Other sorts "	—	—	—	—	—	1,533	1,302	1,290	1,117	1,521
Total value of Arms, Ammunition, and Military Stores "	—	—	—	—	—	74,898	64,896	71,721	60,895	76,671
Belting for machinery—										
Of leather "	—	—	—	—	—	4,848	7,229	16,301	7,915	9,526
" other materials "	—	—	—	—	—	10,279	10,889	17,183	16,165	26,017
Total value of Belting for machinery "	—	—	—	—	—	15,122	18,118	23,484	23,080	36,143

(a) Quantity shown in no. of coils from April 1918.

No. 12—continued

IMPORTS—continued

PRINCIPAL AND OTHER ARTICLES	QUANTITY					VALUE				
	1914-15	1915-16	1916-17	1917-18	1918-19	1914-15	1915-16	1916-17	1917-18	1918-19
MADRAS—continued						£	£	£	£	£
FORT ST. GEORGE—continued										
Books, printed, and printed matter (not being stationery), including maps and charts	2,854	4,463	4,330	4,680	3,888	27,952	41,533	38,743	46,015	43,364
Boots and Shoes—										
Of leather	89,920	31,031	20,179	9,942	11,822	11,044	9,500	7,845	4,662	5,654
„ other materials	7,366	16,675	10,468	13,424	6,745	671	906	1,053	929	1,264
Total Boots and Shoes	47,286	47,676	30,647	23,366	18,567	11,715	10,406	8,903	5,591	6,918
Building and engineering materials, other than of iron, steel, or wood—										
Bricks (a)	25,305	220,341	314,959	125,572	—	2,302	2,773	4,776	3,038	—
Bricks (other than firebricks) (b)	—	—	—	—	22,690	—	—	—	—	145
Fire bricks (b)	—	—	—	—	180,393	—	—	—	—	5,812
Cement	253,706	437,968	195,816	221,795	4,250	45,634	92,893	52,698	71,778	2,359
Pipes of earthenware	10,040	18,245	13,737	4,594	3,083	3,152	5,863	4,139	1,170	1,492
Other kinds	—	—	—	—	—	8,188	9,530	8,236	8,191	6,034
Total value of Building and Engineering materials, other than of iron, steel, or wood	—	—	—	—	—	59,276	110,559	69,840	84,177	15,342
Candles of all kinds	624,947	354,291	375,702	31,169	12,065	13,425	10,136	12,901	1,368	734
Canes and Battans	1,603	1,625	1,659	2,367	8,232	1,792	1,543	1,733	2,496	8,576
Carriages and carts (excluding railway carriages), and parts thereof—										
Carriages and carts	508	544	885	430	103	2,937	1,304	4,134	1,185	503
Parts of carriages and carts	—	—	—	—	—	3,351	2,805	5,503	3,984	2,573
Perambulators and children's go-carts (b)	—	—	—	—	440	—	—	—	—	1,170
Total value of Carriages and carts (excluding railway carriages and parts thereof)	—	—	—	—	—	6,288	4,109	9,637	5,169	4,246
Chemicals and Chemical preparations (excluding chemical manures and medicines)—										
Acids—										
Nitric	675	174	86	7	4	1,733	1,048	403	43	40
Sulphuric	1,357	1,437	21	4	1	1,537	1,940	118	34	11
Other sorts	588	217	595	139	71	1,179	596	4,504	651	779
Total Acids	2,620	1,828	702	150	76	4,454	3,584	5,085	728	830
Ammonia and salts thereof	149	173	345	173	892	471	611	1,136	632	5,820
Disinfectants	1,845	1,083	1,707	2,566	1,691	1,919	2,907	2,629	5,021	3,487
Potassium compounds— Cyanide of potassium	4,119	940	1,062	—	1	17,998	4,631	5,455	—	73
Other sorts	648	521	369	55	17	1,237	3,002	3,457	884	793
Total Potassium compounds	4,767	1,461	1,431	55	18	19,235	7,633	8,912	884	866
Soda compounds—										
Bicarbonate of soda (sodium bicarbonate)	9,971	9,808	10,968	8,158	15,080	3,537	4,014	5,199	4,407	11,190
Borax (including boric acid)	722	1,400	1,603	1,764	3,290	1,096	2,557	3,425	3,610	3,629
Caustic Soda (sodium hydroxide)	6,894	9,525	8,430	14,598	8,255	3,728	7,430	10,070	23,699	14,276
Sodium carbonate (soda ash and soda crystals)	9,230	13,778	19,619	31,877	48,725	2,762	4,669	9,023	15,457	27,087
Other sorts	5,562	13,842	14,233	16,453	15,130	14,636	47,017	71,283	80,945	66,639
Total soda compounds	31,929	48,346	54,858	72,853	90,480	23,809	65,687	99,015	128,318	122,826

(a) Subdivided into "Bricks, other than fire bricks" and Fire bricks, from April 1918
(b) Separately recorded from April 1918

TRADE AT CHIEF PORT
FORT ST. GEORGE

(126)

No. 12—continued
IMPORTS—continued

PRINCIPAL AND OTHER ARTICLES .	QUANTITY					VALUE				
	1914-15	1915-16	1916-17	1917-18	1918-19	1914-15	1915-16	1916-17	1917-18	1918-19
MADRAS—continued						£	£	£	£	£
FORT ST. GEORGE—continued										
Chemicals, etc.—continued										
Sulphur cwt	6,310	9,210	9,469	21,755	801	2,008	3,244	5,559	12,151	984
Other sorts of chemicals value	—	—	—	—	—	13,505	16,715	24,623	14,192	9,715
Total value of Chemicals and Chemical preparations (excluding chemical manures and medicines)	—	—	—	—	—	67,451	100,381	146,959	161,076	144,478
Clocks and Watches and parts thereof—										
Clocks and time-pieces no.	16,285	10,669	10,111	6,330	6,213	4,928	2,859	4,338	2,348	2,619
Watches "	8,050	17,202	15,236	1,558	10,448	2,281	5,845	12,092	1,320	18,348
Parts of clocks and watches value	—	—	—	—	—	959	1,108	442	524	241
Total value of Clocks and Watches and parts thereof	—	—	—	—	—	8,166	9,612	16,872	4,201	21,208
Coal, Coke, and Patent Fuel—										
Coal tons	763	906
Coke "	1,371	819	156	3,686	4,358	1,396
Patent Fuel "	5
Total Coal, Coke, and Patent Fuel "	1,371	819	919	3,686	4,363	2,302
Cutlery value	—	—	—	—	—	6,356	4,568	6,936	4,702	4,480
Cycles (other than motor cycles) and parts thereof, and accessories—										
Cycles, imported entire or in sections no.	4,248	3,493	2,163	3,061	1,544	17,371	16,419	11,857	19,461	11,264
Parts of cycles and accessories value	—	—	—	—	—	19,003	11,789	10,529	13,986	7,870
Total value of Cycles (other than motor cycles), and parts thereof and accessories	—	—	—	—	—	36,374	28,208	22,386	33,447	19,134
Drugs and medicines (excluding chemicals and narcotics)—										
Camphor lbs	424,264	438,519	293,497	172,065	108,776	85,944	84,020	25,715	21,098	16,559
Proprietary and patent medicines value	—	—	—	—	—	10,780	7,207	12,144	10,080	10,523
Other sorts of drugs and medicines "	—	—	—	—	—	18,819	22,986	28,251	20,637	25,902
Total value of drugs and medicines (excluding chemicals and narcotics)	—	—	—	—	—	65,053	64,212	66,110	51,824	58,079
Dyeing and Tanning substances—										
Cutch and Gambier cwt	65	103	166	1,077	2,625	70	137	522	2,193	5,551
Dyes obtained from coal tar—										
Alizarine lbs	457,904	31,248	11,650	18,495	403,200	11,334	8,210	6,070	8,998	52,207
Aniline "	100,703	10,386	41,864	37,569	11,648	5,349	2,734	10,762	14,903	5,451
Others "	27,668	1,120	2,486	89
Total Dyes obtained from coal tar "	586,275	42,754	53,514	51,065	414,848	19,169	11,033	17,732	23,901	57,658
Indigo, synthetic cwts	485	56	4	4,696	581	68
Other sorts (including lac-dye) "	3,687	2,146	1,660	4,234	21,396	5,857	5,608	5,430	5,459	12,594
Total value of Dyeing and Tanning substances	—	—	—	—	—	29,292	17,354	23,747	31,558	76,808

No. 12—continued
IMPORTS—continued

PRINCIPAL AND OTHER ARTICLES	QUANTITY					VALUE				
	1914-15	1915-16	1916-17	1917-18	1918-19	1914-15	1915-16	1916-17	1917-18	1918-19
						£	£	£	£	£
MADRAS—continued										
FORT ST. GEORGE—continued										
Earthenware and Porcelain (excluding pipes of earthenware) value	—	—	—	—	—	9,198	7,000	10,535	6,218	9,072
Podder, bran, and pollards (excluding oilcake) cwt	8,408	21,290	16,106	15,077	7,768	2,868	6,907	5,451	4,266	2,042
Fruits and Vegetables—										
Fresh fruits and vegetables value	—	—	—	—	—	125	210	376	118	216
Fruits and vegetables: dried, salted, or preserved, not being canned or bottled cwt	5,085	8,119	2,509	819	785	7,388	6,407	7,603	2,612	3,419
Total value of Fruits and Vegetables	—	—	—	—	—	7,513	6,626	7,979	2,730	3,635
Furniture and Cabinetware—										
Bedsteads value	—	—	—	—	—	1,867	3,256	3,507	1,382	1,804
Furniture of wood (other than bedsteads)	—	—	—	—	—	3,863	4,798	3,285	2,018	1,557
Furniture of other materials (other than bedsteads)	—	—	—	—	—	716	936	229	659	344
Mouldings	—	—	—	—	—	1,952	402	362	1,062	2,373
Total value of Furniture and Cabinetware	—	—	—	—	—	7,898	9,387	7,473	5,071	5,638
Glass and Glassware—										
Bangles value	—	—	—	—	—	16,020	1,952	2,173	141	250
Beads and false pearls cwt	1,362	189	511	201	106	11,089	1,086	6,134	1,126	1,197
Bottles and phials—										
Soda water bottles gross	1,829	2,084	3,888	2,867	2,245	2,255	9,368	7,826	5,231	5,422
Others	13,240	13,929	14,045	15,701	9,980	4,102	4,345	7,242	8,161	5,860
Total Bottles and Phials	15,069	16,013	17,923	17,968	12,225	6,357	7,713	15,068	13,412	11,282
Funnels, globes, and glass parts of lamps value	—	—	—	—	—	5,511	5,220	2,815	1,824	3,069
Sheet and plate supl. feet	505,228	505,459	1,045,782	399,927	223,042	4,673	7,670	18,609	6,388	5,066
Other glassware value	—	—	—	—	—	5,425	7,866	7,607	5,255	5,309
Total value of Glass and Glassware	—	—	—	—	—	40,875	31,507	52,406	28,140	26,173
Grain, Pulse, and Flour—										
Rice not in the husk cwt	3,636	4,809	14,727	10,126	10	1,667	2,651	4,470	5,776	9
Other Sorts	6,086	8,498	200	252	6	2,316	4,220	165	106	2
Total of Grain, Pulse, and Flour	9,722	13,307	14,927	10,378	21	3,983	6,874	4,575	5,882	11
Gums and Resins—										
Benjamin	3,156	3,248	4,617	4,663	3,584	6,385	7,121	11,847	11,532	9,021
Resin	1,678	5,077	1,238	1,156	556	1,129	4,292	1,518	1,600	899
Other sorts	1,008	987	173	421	171	1,134	1,026	839	971	649
Total Gums and Resins	5,842	9,312	6,028	6,240	4,311	8,598	12,439	19,704	14,103	11,169

TRADE AT CHIEF PORT
FORT ST. GEORGE

(128)

No. 12—continued
IMPORTS—continued

PRINCIPAL AND OTHER ARTICLES	QUANTITY					VALUE				
	1914-15	1915-16	1916-17	1917-18	1918-19	1914-15	1915-16	1916-17	1917-18	1918-19
MADRAS—continued FORT ST. GEORGE—continued Hardware, excluding Cutlery and Electroplated ware—						£	£	£	£	£
Agricultural im- plements . . . value	—	—	—	—	—	5,093	7,883	6,445	8,253	8,344
Buckets of tin- ned or galva- nised iron . . . "	—	—	—	—	—	5,418	1,633	561	647	171
Builders' hard- ware, such as locks, hinges, door bolts, etc. "	—	—	—	—	—	16,701	20,455	19,126	11,409	10,499
Domestic hard- ware, other than enam- elled ironware . . . "	—	—	—	—	—	11,212	5,499	7,532	2,707	3,998
Enamelled iron- ware "	—	—	—	—	—	7,370	2,744	3,974	4,133	1,830
Implements and tools, other than agricul- tural imple- ments and machine tools . . . "	—	—	—	—	—	22,118	21,015	20,073	21,842	22,090
Lamps, metal . . . no.	201,110	59,111	44,032	26,595	19,368	10,228	3,984	4,390	3,310	3,711
Parts of lamps, other than glass value	—	—	—	—	—	3,315	2,428	2,944	3,595	870
Other sorts . . . "	—	—	—	—	—	70,521	69,486	91,922	61,549	37,199
Total value of Hardware (ex- cluding Cutlery and Electro- plated ware) . . .	—	—	—	—	—	151,971	135,021	156,973	111,445	83,718
Hides and Skins, raw—										
Hides, raw . . . {	5	..	2	..	40	13	..	11	..	169
= no.	=20	..	=25	..	=100					
Skins, raw . . . {	1,038	1,450	1,486	957	412	3,928	4,647	5,495	2,232	1,600
= no.	=43,971	=55,325	=66,331	=37,209	=23,337					
Total Hides and Skins, raw . . . {	1,043	1,450	1,488	957	452	3,941	4,647	5,506	2,232	1,769
= no.	=43,971	=55,325	=66,356	=37,209	=23,437					
Hops cwt	396	236	732	1,096	1,790	2,431	1,453	4,881	7,113	15,892
Instruments, AP- paratus, and Ap- pliances, and parts thereof—										
Electrical, other than telegraphic and telephone, not being machi- nery—										
Electric fans and parts thereof . . . value	—	—	—	—	—	4,042	4,797	3,630	3,036	4,787
Electric lamps and parts thereof . . . "	—	—	—	—	—	4,741	5,444	6,618	13,827	4,900
Electric wires and cables "	—	—	—	—	—	6,854	21,265	18,614	9,576	9,190
Other sorts "	—	—	—	—	—	15,171	18,757	28,817	13,867	20,046
Total value of Electrical, other than telegraphic and telephone, not being machi- nery	—	—	—	—	—	30,808	45,263	57,679	40,306	38,923
Musical—										
Pianos and piano players, com- plete no.	21	40	29	22	3	792	1,351	930	925	136
Talking machines and accessories . . . value	—	—	—	—	—	1,895	728	545	341	534
Other sorts, in- cluding parts of musical instru- ments "	—	—	—	—	—	1,336	1,158	930	678	238
Total value of Musical	—	—	—	—	—	4,023	3,232	2,411	1,944	908

No. 12—continued
IMPORTS—continued

PRINCIPAL AND OTHER ARTICLES	QUANTITY					VALUE					
	1914-15	1915-16	1916-17	1917-18	1918-19	1914-15	1915-16	1916-17	1917-18	1918-19	
MADRAS—contd.											
FORT ST. GEORGE—contd.											
Instruments, Apparatus, and Appliances, and parts thereof—contd.											
Photographic value	—	—	—	—	—	3,045	2,550	3,070	3,467	2,373	
Scientific and philosophical	—	—	—	—	—	13,262	15,277	15,923	11,901	10,754	
Surgical	—	—	—	—	—	3,937	3,396	5,424	3,342	1,861	
Other kinds	—	—	—	—	—	5,268	2,223	4,168	832	1,521	
Total value of Instruments, Apparatus, and Appliances, and parts thereof	—	—	—	—	—	60,843	71,041	88,570	61,492	56,340	
Leather—											
Hides, tanned or dressed	96 =884	113 =761	87 =320	99 =1,448	5 =48	1,734	1,982	873	1,016	137	
Skins, tanned or dressed	99 =16,035	87 =17,686	93 =20,961	134 =31,815	80 =6,637						3,883
Unwrought	82	91	58	22	12	2,113	2,990	2,405	1,098	1,081	
Manufactures (excluding boots and shoes and belting for machinery)	—	—	—	—	—	4,702	5,895	5,547	4,213	3,658	
Total value of Leather	—	—	—	—	—	12,382	14,473	12,688	12,785	6,174	
Liquors, (including methylated and perfumed Spirit)—											
Ale and beer—											
In bottle (a) . L. galls.	—	—	60,690	89,721	71,895	—	—	11,134	19,495	18,717	
In bulk (a)	—	—	58,122	20,169	520	—	—	4,791	1,905	57	
Stout and porter—											
In bottle (a)	—	—	10,818	11,059	5,786	—	—	2,457	3,842	1,097	
In bulk (a)	—	—	260	—	—	25	
Ale, beer and porter—											
In bottle (b)	123,262	82,239	—	—	—	14,478	12,400	—	—	—	
In bulk (b)	187,874	117,307	—	—	—	1,354	7,876	—	—	—	
Total Ale, beer, and porter	316,136	200,106	120,890	120,949	78,201	25,832	20,366	18,407	24,742	20,771	
Cider and other fermented liquors	4,490	3,031	2,016	1,226	600	901	722	559	366	221	
Spirit—											
Brandy	L. galls.	41,053	53,069	46,858	26,515	10,752	19,505	24,834	31,321	27,782	22,172
	P. galls.	33,572	43,485	38,053	21,202	13,521					
Gin	L. galls.	15,801	16,126	18,184	5,469	2,970	3,887	4,427	7,530	3,657	3,096
	P. galls.	12,279	12,270	14,011	4,292	2,262					
Whisky	L. galls.	75,421	80,980	57,252	62,326	43,750	30,722	35,154	37,310	57,355	51,182
	P. galls.	66,403	70,790	49,000	53,091	35,955					
Spirit, present in drugs, medicines, or chemicals	L. galls.	7,537	6,389	7,547	6,301	4,427	9,098	8,700	10,401	10,532	7,103
Spirit, perfumed . L. galls.	673	1,067	1,000	347	402	2,247	2,340	3,124	1,496	2,156	
Other sorts	4,713	5,668	10,572	12,454	13,220	4,285	4,692	8,075	6,684	7,071	
Total Spirit	145,108	163,919	141,419	113,412	81,521	69,694	80,647	97,771	107,506	93,685	

(a) Separately recorded from April, 1916

(b) Separately recorded from April, 1914, and Subdivided into "Ale and beer" and "Stout and porter" from April 1918

TRADE AT CHIEF PORT
FORT ST. GEORGE.

(130)

No. 12—continued
IMPORTS—continued

PRINCIPAL AND OTHER ARTICLES	QUANTITY					VALUE				
	1914-15	1915-16	1916-17	1917-18	1918-19	1914-15	1915-16	1916-17	1917-18	1918-19
MADRAS—contd.						£	£	£	£	£
Fort St. George—contd.										
Liquors—contd.										
Wines—										
Champagne, and other sparkling wines . . . L. galls.	1,081	1,102	1,066	805	607	1,902	2,168	2,195	1,735	1,555
Port "	10,854	3,639	12,028	6,338	2,949	3,870	4,777	4,842	3,864	2,544
Still red wines, other than port "	4,357	3,331	2,247	2,114	2,960	1,339	1,060	835	872	1,410
Other sorts, including Ver- mouth and Ginger wine "	14,730	15,063	15,325	8,449	6,583	5,527	5,989	7,052	4,770	4,533
Total Wines "	31,022	33,135	30,666	17,706	12,108	12,638	13,004	14,774	11,273	10,042
Total Liquors, including me- thylated and perfumed spirits "	496,846	399,891	303,091	253,293	172,430	109,065	115,729	131,511	143,887	124,719
Machinery and Millwork—										
Prime-movers (other than electrical)—										
Locomotives (excluding those for railways) value	—	—	—	—	—	4,113	6,762	632	95	97
Others "	—	—	—	—	—	51,780	38,600	27,867	13,346	8,436
Electrical machinery of all kinds, etc.—										
Generators "	—	—	—	—	—	1,530	147	188	642	293
Motors "	—	—	—	—	—	10,885	10,838	30,310	5,941	7,677
Other kinds "	—	—	—	—	—	9,233	12,538	9,450	1,565	7,348
Machinery, not being prime-movers or electrical machinery—										
Boilers "	—	—	—	—	—	10,507	7,243	5,470	1,114	2,147
Mining machinery "	—	—	—	—	—	22,503	34,604	40,529	7,037	3,604
Oil-crushing and refining machinery "	—	—	—	—	—	14	1	2,810	90	3,371
Rice and flour mill machinery "	—	—	—	—	—	10,666	6,178	10,018	7,984	10,277
Sewing and knitting machines and parts thereof— Sewing and knitting machines no.	5,176	3,098	7,865	6,541	180	23,726	14,696	40,288	32,856	646
Parts of sewing and knitting machines and accessories value	—	—	—	—	—	2,590	1,196	1,535	2,087	1,136
Suzar machinery "	—	—	—	—	—	293	4,072	3,438	1,003	..
Tea machinery "	—	—	—	—	—	2,891	2,115	7,240	844	5,145
Textile machinery—										
Cotton "	—	—	—	—	—	40,348	18,555	26,398	31,238	34,667
Jute "	—	—	—	—	—	13	944	1,455	69	2,908
Other sorts "	—	—	—	—	—	3,953	16,232	3,115	6,977	5,413
Typewriters—										
Typewriters no.	508	510	490	670	194	5,970	5,949	5,979	8,248	2,268
Parts of typewriters and accessories value	—	—	—	—	—	666	611	640	851	938
Other sorts of machinery "	—	—	—	—	—	51,638	41,792	44,700	29,349	30,936
Total value of Machinery and mill-work	—	—	—	—	—	253,348	223,073	268,047	161,342	123,696
Manures—										
Artificial and mineral manures tons	169	356	466	700	..	1,479	3,184	5,028	13,363	..
Other kinds "
Total Manures "	169	356	466	700	..	1,479	3,184	5,028	13,363	..

No. 12—continued
IMPORTS—continued

PRINCIPAL AND OTHER ARTICLES	QUANTITY					VALUE				
	1914-15	1915-16	1916-17	1917-18	1918-19	1914-15	1915-16	1916-17	1917-18	1918-19
MADRAS—contd.						£	£	£	£	£
Fort St. George—contd.										
Matches—										
Safety . . . gross of boxes	696,075	537,247	276,144	798,786	497,075	25,630	25,723	16,778	69,145	43,841
Other sorts . . . "	583,025	338,350	105,278	104,076	70,350	38,534	23,152	8,459	10,799	9,275
Total Matches . . . "	1,279,100	875,597	381,417	902,862	567,425	64,164	48,875	25,237	79,944	53,116
Metals and Ores—										
Aluminium—										
Unwrought (Ingots, blocks and bars), cwts	239	1,098
Wrought—										
Circles and sheets . . . "	3,314	3,131	1	18,815	19,259	21
Other manufactures . . . "	128	10	766	70
Total Aluminium . . . "	3,681	3,141	1	20,679	19,329	21
Brass, Bronze, and similar alloys—										
Unwrought . . . "	17	83	126	20	10	58	223	489	200	144
Wrought—										
Mixed or yellow metal, for sheathing . . . "	38,505	7,708	2,470	..	574	140,583	30,513	16,935	..	5,151
Other sorts . . . "	472	404	1,394	1,542	522	2,274	1,745	9,611	12,120	5,439
Total Brass, etc. . . "	38,994	8,195	3,990	1,562	1,106	142,915	32,481	27,035	12,320	10,734
Copper—										
Old, for re-manufacture . . . "	158	353	23	447	1,123	74
Unwrought—										
Tiles, Ingots, cakes, and bricks . . . "	1,334	239	47	4,932	956	249
Other sorts . . . "	12	104
Wrought—										
Basins and sheets . . . "	7,132	1,442	369	17	173	29,078	6,655	2,472	209	2,025
Wire, excluding wire of telegraph and telephone . . . "	1,318	1,846	947	1,022	1,797	5,391	10,057	5,912	9,880	15,725
Other manufactures . . . "	1,239	1,184	620	463	366	6,709	7,981	7,626	5,448	3,629
Total Copper . . . "	11,181	5,068	2,006	1,502	2,343	46,552	26,752	16,333	15,537	21,483
German silver . . . "	1,069	135	69	10	13	5,688	787	1,050	172	131
Iron—										
Pig . . . tons	328	290	74	40	..	1,420	1,556	541	323	..
Manufactures—										
Angle, bolt, and rod . . . "	105	147	277	72	18	1,277	2,006	5,574	1,684	670
Bars and channel . . . "	2,279	1,930	3,290	2,002	573	23,629	26,742	66,398	51,493	23,187
Rice bowls . . . "	91	18	20	60	31	1,354	303	393	1,586	1,048
Iron or Steel—										
Beams, pillars, girders, and bridgework . . . "	3,027	2,964	756	170	20	25,684	29,841	11,376	4,477	727
Bolts and nuts . . . "	307	341	281	89	142	7,934	9,027	10,869	4,548	9,133
Hoops and strips . . . "	343	394	886	445	846	3,535	5,348	18,508	16,176	45,716
Nails, rivets, and washers . . . "	985	2,786	2,087	640	812	15,900	56,582	56,081	23,739	53,336
Pipes and fittings, cast . . . "	334	2,929	6,095	1,305	924	9,695	32,311	74,650	27,369	18,808
Rails, chairs, and fishplates (excluding those for railways) . . . "	678	419	1,082	35	5	6,265	5,985	12,901	627	133
Screws . . . "	102	160	146	18	58	3,553	7,339	7,551	1,840	7,536

TRADE AT CHIEF PORT
FORT ST. GEORGE

(132)

No. 12—continued
IMPORTS—continued

PRINCIPAL AND OTHER ARTICLES	QUANTITY					VALUE				
	1914-15	1915-16	1916-17	1917-18	1918-19	1914-15	1915-16	1916-17	1917-18	1918-19
						£	£	£	£	£
MADRAS—contd. FORT ST. GEORGE—contd. Metals and Ores—contd. Iron or Steel—contd.										
Sheets and plates— Galvanised . . . tons	3,883	1,062	528	245	102	61,080	86,770	15,055	8,324	7,557
Tinned . . . "	2,905	3,505	4,159	3,455	2,465	44,664	68,092	116,988	104,291	90,198
Not galvanised or tinned . . . "	3,902	3,485	1,669	402	274	32,600	42,330	37,141	11,525	17,104
Tubes and fittings, wrought . . . "	1,654	1,004	1,260	523	583	27,398	37,522	40,052	20,310	25,615
Wire . . . "	375	406	538	270	171	7,130	12,644	22,687	13,149	8,137
Wire Rope (a) . . . "	—	—	—	—	145	—	—	—	—	12,988
Other manufactures of iron or steel . . . "	483	460	128	300	334	12,054	11,626	2,008	1,286	7,242
Steel—										
Angle and spring . . . "	1,465	1,090	603	226	83	11,584	11,647	12,515	6,021	3,863
Bars and channel . . . "	6,824	5,750	1,517	321	926	50,407	61,270	29,718	10,893	44,958
Cast . . . "	294	285	365	85	64	6,883	6,798	13,001	5,033	6,946
Total Iron and Steel . . . "	30,764	31,024	25,816	10,793	8,576	342,708	466,439	554,007	314,693	885,000
Lead—										
Unwrought . . . Cwt	2,902	2,651	695	240	108	3,356	3,659	1,173	484	208
Wrought . . . "	2,160	3,061	4,970	427	1,988	2,676	4,979	10,413	977	5,706
Total Lead . . . "	5,062	5,712	5,665	667	2,096	6,032	8,638	11,586	1,461	5,914
Quicksilver . . . lbs	9,385	17,602	16,444	7,754	4,328	948	3,403	4,048	2,404	1,087
Solder . . . cwt	434	683	825	195	11	1,894	3,070	4,536	1,340	95
Tin—										
Unwrought (blocks, ingots, bars and slabs) . . . "	1,950	2,576	3,006	1,947	2,343	17,519	21,757	28,336	20,768	31,010
Wrought (including plates or sheets, not being tinned iron) . . . "	5	6	140	9	16	76	122	742	177	322
Total Tin . . . "	1,955	2,582	3,146	1,956	2,359	17,595	21,879	29,078	20,945	31,332
Zinc—										
Unwrought . . . "	304	132	600	404	289	2,400
Wrought or manufactured . . . "	3,237	1,668	1,433	2,019	44	5,608	6,430	7,920	11,142	137
Other sorts . . . "	397	3	..	784	4	567	12	..	2,839	9
Total Zinc . . . "	3,938	1,803	1,433	2,753	648	6,579	6,731	7,920	13,981	2,546
Metals, unenumerated . . . "	1,000	671	579	267	525	2,986	3,512	2,644	1,521	3,644
Total Metals and Ores . . . tons	34,134	32,431	26,709	11,243	9,033	594,571	593,021	658,258	384,374	402,566
Motor Cars and Motor Cycles and parts thereof—										
Motor cars . . . no.	308	451	557	64	6	69,601	86,705	108,921	12,899	2,108
" cycles . . . "	291	264	350	58	58	13,781	13,280	16,674	2,872	2,204
" wagons . . . "	8	6	107	3	3	4,129	2,849	37,984	1,681	1,121
Parts of Motor Cars and Motor Cycles and accessories . . . value	—	—	—	—	—	16,864	19,390	37,431	19,050	10,821
Total value of Motor Cars and Motor Cycles and parts thereof . . .	—	—	—	—	—	104,375	122,224	200,960	36,452	17,254
Oils—										
Mineral—										
Fuel oils . . . galls.	1,806,270	1,699,391	2,800,901	2,415,009	2,282,138	14,253	13,566	28,387	25,258	22,906
Kerosene in bulk . . . "	11,948,026	5,272,547	5,629,606	2,102,056	834,301	287,933	137,173	169,260	70,037	84,762
" in tins . . . "	731,472	805,464	29,297	267,798	..	21,041	10,657	1,672	14,447	..
Lubricating oils . . . "	539,556	590,137	675,767	711,106	312,866	28,522	33,082	50,953	54,267	25,073
Paints, solutions and composition flashing below 70° F. . . "	4,985	612
Petroleum, dangerous flashing below 78° F. . . "
Benzene, Benzol Petrol and other motor spirit . . . "	224,990	28,246	..
Other kinds . . . "	26,331	6,450	7,352	425	267	1,310	458	802	140	63

(a) Separately recorded from April, 1914

No. 12—continued

IMPORTS—continued

PRINCIPAL AND OTHER ARTICLES,	QUANTITY					VALUE				
	1914-15	1915-16	1916-17	1917-18	1918-19	1914-15	1915-16	1916-17	1917-18	1918-19
MADRAS—contd. FORT ST. GEORGE—contd. Oils—contd. Vegetable, not essen- tial—						£	£	£	£	£
Lined galls.	18,292	19,024	12,111	1,550	109	2,583	3,278	3,176	424	59
Other sorts "	15,009	18,438	12,127	11,185	409	1,327	1,320	1,363	1,108	134
Other sorts of oils "	156	801	1,052	295	407	412	539	1,250	518	525
Total Oils "	15,085,112	7,909,352	9,168,213	5,784,414	3,435,482	358,231	200,023	256,868	194,454	84,134
Paints and Painter's materials—										
Paints and Colours—										
Graphit (a) cwt	—	—	—	—	7	—	—	—	—	112
White and red lead "	1,712	2,964	1,227	619	1,885	2,241	4,988	3,124	1,787	8,408
Other sorts "	16,030	14,208	15,756	6,897	6,339	28,154	29,917	31,952	17,119	15,968
Painter's materials (other than paints and colours)—										
Turpentine "	1,037	1,353	640	322	307	2,167	3,472	2,232	855	1,679
Other kinds value	—	—	—	—	—	1,819	3,888	7,549	6,661	4,379
Total value of Paints and Painter's materials	—	—	—	—	—	34,381	42,210	44,857	26,422	30,604
Paper and Pasteboard—										
Paper—										
Packing paper cwt	4,487	3,920	2,474	773	1,659	3,430	3,045	4,308	1,666	6,002
Printing paper "	50,116	59,910	45,473	21,788	47,672	48,454	59,689	101,404	56,276	154,905
Writing paper and envelopes value	—	—	—	—	—	27,796	27,077	33,354	43,580	56,958
Other kinds of paper (b) cwt	36,247	38,311	16,886	15,657	10,990	28,939	32,383	43,251	63,731	55,002
Paper manufactures (a) value	—	—	—	—	—	—	—	—	—	40,308
Pasteboard, mill-board, and cardboard of all kinds cwt	11,585	13,230	7,992	10,599	16,378	7,433	8,136	6,847	20,973	37,628
Total value of Paper and Pasteboard	—	—	—	—	—	116,052	130,930	239,284	186,226	350,803
Pitch, tar, and dam- mar "	20,846	22,740	29,000	13,920	17,845	6,488	7,506	9,549	4,979	11,033
Precious stones and pearls, unset value	—	—	—	—	—	274	—	9,718	291	4,913
Printing and litho- graphing machi- nery and mate- rials (excluding paper)—										
Printing and litho- graphing presses "	—	—	—	—	—	9,974	4,090	2,451	1,878	1,562
Printing type cwt	550	335	367	449	140	4,228	2,376	1,729	2,895	1,520
Other mate- rials value	—	—	—	—	—	4,167	4,160	5,259	3,166	5,821
Total value of Printing and Lithographing Machinery and Materials	—	—	—	—	—	18,069	10,626	9,439	7,959	8,903
Provisions and Oli- man's stores—										
Bacon and hams lbs	148,839	95,602	89,494	43,506	24,603	7,395	5,462	6,055	3,244	2,448
Biscuits and cakes "	891,429	843,942	1,096,882	174,737	67,231	26,718	27,820	41,298	6,849	2,978
Cheese "	109,813	102,040	79,570	17,212	14,649	4,836	5,375	5,703	1,286	1,099
Cocoa and choco- late "	66,009	81,421	175,474	12,955	12,187	4,476	5,936	6,966	1,413	1,596
Farinaceous and patent foods cwt	22,498	25,237	36,656	41,614	87,469	30,303	44,758	54,937	75,966	84,228
Jams and jellies lbs	190,426	240,147	258,118	49,438	19,852	4,606	6,256	8,257	1,556	786
Milk, condensed and preserved (including milk cream) "	597,577	624,946	520,704	472,804	295,311	16,465	19,976	18,426	19,013	12,490

(a) Separately recorded from April 1918

(b) Figures prior to April 1918 include paper manufactures

TRADE AT CHIEF PORT
FORT ST. GEORGE

(134)

No. 12—continued
IMPORTS—continued

PRINCIPAL AND OTHER ARTICLES	QUANTITY					VALUE				
	1914-15	1915-16	1916-17	1917-18	1918-19	1914-15	1915-16	1916-17	1917-18	1918-19
MADRAS—contd. FORT ST. GEORGE—contd. Provisions and Oilman's stores—contd. Pickles, chutnies, sauces and condiments cwts	643	512	662	593	626	2,565	2,245	3,523	3,001	4,244
Other sorts of provisions—										
Canned and bottled provisions (not specified elsewhere) "	3,340	2,828	3,257	1,305	1,410	13,483	12,050	15,614	5,924	7,207
All other kinds value	—	—	—	—	—	9,275	10,590	17,100	7,944	14,867
Total value of Provisions	—	—	—	—	—	129,152	141,074	177,379	12,256	131,923
Railway plant and rolling-stock— Carriages and wagons and parts thereof "	—	—	—	—	—	194,870	199,965	124,757	29,740	30,291
Locomotive engines and tenders and parts thereof "	—	—	—	—	—	118,844	151,723	26,886	23,988	35,020
Materials for construction— Bridgework cwts	7,734	25,759	5,841	5,343	18,010	7,832
Rails, chairs, and fish-plates of steel or iron "	412,052	51,269	66,724	170	..	162,067	27,231	50,785	394	..
Sleepers and keys of steel or iron "	172,724	29,404	3,374	61,507	16,719	2,868
Sleepers of wood "	178,604	45,720	20	36,524	11,143	8
Other kinds of materials "	96,002	15,668	23,178	2,195	540	63,380	14,665	23,962	4,049	1,186
Total value of Railway Plant and Rolling-stock	—	—	—	—	—	627,515	439,456	237,098	68,171	66,497
Rubber— Raw cwts	42	7	..
Manufactures— Tyres for motor cars and motor cycles no.	1,417	1,730	5,505	8,790	14,024	6,199	7,662	10,159	31,657	30,961
Tubes for motor tyres "	1,896	3,777	6,402	7,248	11,973	1,043	3,370	4,611	6,555	6,178
Other manufactures (except apparel and boots and shoes) value	—	—	—	—	—	28,221	36,296	24,880	21,966	24,671
Total value of Rubber	—	—	—	—	—	35,468	47,328	49,650	60,185	61,810
Seeds— Oil seeds— Non essential— Copro or Coconut Kernel cwts	21,808	19,067
All other sorts "	362	289	108	116	92	980	868	868	315	325
Total of seeds "	362	289	108	116	21,900	980	868	363	315	19,392
Soap— Household and laundry soap in bars or tablets cwts	20,286	16,156	23,852	17,120	14,976	31,519	26,920	40,735	34,650	46,660
Toilet soap "	6,878	8,596	8,154	1,856	2,272	22,999	29,085	38,421	10,176	15,927
Other sorts "	1,036	423	240	192	30	1,510	711	585	340	79
Total Soap "	28,200	25,175	32,246	19,168	17,278	56,028	56,716	79,741	45,166	62,672
Spices— Betelnuts lbs	833,901	1,723,494	1,625,989	1,813,193	3,999,208	8,040	13,867	15,544	15,140	31,647
Nutmegs "	265,106	—	—	—	—	6,409
Pepper "	96,241	170,012	473,395	242,831	107,107	2,013	3,729	12,862	7,147	3,190
Other sorts "	125,106	212,744	119,087	115,585	56,482	2,956	4,178	3,498	3,339	3,556
Total Spices "	1,055,248	2,106,250	2,218,371	2,171,609	4,417,903	13,039	21,774	31,904	25,626	44,802
Starch and Farina— Starch and Farina (a) cwts	2,824	1,182	556	331	—	2,225	1,734	887	709	—
Starch (b) "	—	—	—	—	14,544	—	—	—	—	8,467
Farina and potato flour "	—	—	—	—	2,407	—	—	—	—	2,592
Total of Starch and Farina "	2,824	1,182	556	331	16,951	2,225	1,734	887	709	11,059
Stationery value	—	—	—	—	—	41,370	43,485	65,063	37,476	38,834
Sugar— 16 Dutch Standard and above cwts	233,846	222,692	213,446	585,679	752,744	208,750	241,218	265,136	674,877	760,490
15 Dutch Standard and below "	4	1,000	8	1,029
Molasses "	80,046	43,378	91,520	11,428	4,613	3,933
Confectionery "	7,222	6,291	5,586	181	706	13,162	18,689	21,296	991	2,640
Saccharin lbs	2,212	1,372	8	..	100	536	997	92	..	333
Total Sugar cwts	321,138	273,368	310,532	585,860	753,451	238,379	266,846	295,457	676,868	768,463

(a) Subdivided into "Starch and Farina" and potato flour from April 1918
(b) Separately recorded from April, 1918

No. 12—continued

IMPORTS—continued

PRINCIPAL AND OTHER ARTICLES	QUANTITY					VALUE				
	1914-15	1915-16	1916-17	1917-18	1918-19	1914-15	1915-16	1916-17	1917-18	1918-19
MADRAS—contd.						£	£	£	£	£
FORT ST. GEORGE—contd.										
Tea-chests entire or in section—										
Of iron or steel or other metal . . . value	—	—	—	—	—	—	—	—	—	—
Of wood . . . "	—	—	—	—	—	148	2,308	25,039	21,009	28,449
Total of Tea-chests . . . "	—	—	—	—	—	148	2,308	25,039	21,009	28,449
Textiles—										
Cotton—										
Raw . . . cwts	418	71	1	1,459	80	1
Twist and yarn—										
Mule and water—										
Nos. 1 to 30 lbs	480,950	275,515	24,800	10,400	50,000	21,416	11,854	1,561	861	4,533
" 31 to 40 "	2,164,860	1,267,035	765,310	369,690	89,000	108,006	59,840	48,910	33,846	14,009
" 41 to 50 "	483,875	611,940	241,700	58,001	46,450	27,084	33,266	17,041	7,709	10,912
Above No. 50 " Orange, red, and other colours—	304,690	662,780	243,620	66,085	128,805	21,046	44,477	20,929	11,727	36,031
Nos. 1 to 20 "	24,000	223,980	305,875	98,295	54,426	11,104	12,308	22,731	11,637	7,908
" 21 to 30 "	65,680	200,975	177,300	32,050	8,110	3,443	12,180	13,987	4,745	1,169
" 31 to 40 "	2,785,989	4,397,682	3,787,330	3,245,908	1,905,371	177,678	326,314	399,904	555,619	389,263
" 41 to 50 "	2,486	34,000	31,316	..	11,500	140	2,339	2,831	..	2,720
Above No. 50 "	445,227	671,910	405,481	351,100	360,229	51,278	73,012	71,107	96,012	120,630
Mercerised cotton yarn . . . "	64,904	16,903	15,357	9,357	5,590	9,645	1,475	2,804	3,029	1,893
Unspecified descriptions of Twist and yarn . . . "	1,927,146	2,246,927	1,541,953	787,763	1,309,886	152,526	179,061	150,528	159,980	387,704
Total Twist and Yarn . . . "	8,748,997	10,609,647	7,540,042	5,028,647	3,968,367	671,366	756,214	752,393	685,165	976,852
Manufactures—										
Handkerchiefs and shawls in the piece . . . no.	421,115	148,544	98,848	14,854	17,584	4,694	2,046	1,142	490	188
Hosiery . . . value	—	—	—	—	—	5,130	4,794	8,948	4,570	1,865
Piece goods—										
Grey (unbleached)—										
Dhutis, saris, and scarves yards	29,236,598	12,420,049	4,368,534	3,959,107	2,702,333	374,139	141,379	80,595	96,632	103,618
Drills and jeans . . . "	148,400	72,000	81,031	48,005	73,200	2,252	955	1,745	1,600	2,554
Jaconets, including madapollams, mulls, and cambries . . . "	16,027,211	20,029,446	18,377,906	11,006,059	9,621,858	213,637	276,580	326,203	301,631	408,011
Longcloths and shirtings . . . "	25,772,669	23,517,326	11,764,259	5,239,910	2,377,417	313,908	273,054	177,802	111,789	88,411
Other kinds . . . "	10,334	5,103	21,288	4,609	4,610	247	186	832	187	509
Total Grey (unbleached) . . . "	70,195,212	69,048,924	34,603,018	20,257,690	14,779,427	904,183	692,104	587,147	511,899	598,102
White (bleached)—										
Checks, spots and stripes . . . "	82,842	58,585	75,306	17,806	20,900	1,194	890	1,412	492	1,344
Dhutis, saris, and scarves . . . "	4,626,916	1,274,032	1,451,843	615,119	833,106	58,031	17,318	30,495	17,499	13,381
Drills and jeans . . . "	23,482	20,468	25,159	9,320	32,916	619	584	934	406	1,778
Jaconets, madapollams, mulls, cambries, and muslins (a) . . . "	19,883,443	18,487,317	15,196,474	1,598,739	341,836	350,821	216,148	330,169	31,269	12,485
Lawns (b) . . . "	—	—	—	—	60,064	—	—	—	—	2,717
Longcloths and shirtings . . . "	1,780,346	2,828,175	1,119,095	1,195,736	3,85,523	25,634	39,010	20,814	23,250	16,813
Mulls . . . "	—	—	—	12,306,608	8,213,428	—	—	—	378,136	261,118
Nainsooks . . . "	9,035,205	8,223,121	4,014,366	5,811,647	1,144,221	123,249	95,293	65,136	114,588	31,295
Twills . . . "	70,948	88,322	127,143	97,604	32,583	1,009	1,404	2,700	2,315	1,296
Other kinds . . . "	150,384	276,008	274,442	377,161	77,050	3,341	5,721	8,448	18,370	6,177
Total White (bleached) . . . "	35,850,856	26,256,028	22,238,918	22,023,739	8,641,717	663,898	376,368	460,097	591,821	348,434

(a) Excludes "Mulls" from April 1917
(b) Separately recorded from April, 1913

TRADE AT CHIEF PORT
FORT ST. GEORGE

(136)

No. 12—continued

IMPORTS—continued

PRINCIPAL AND OTHER ARTICLES	QUANTITY					VALUE				
	1914-15	1915-16	1916-17	1917-18	1918-19	1914-15	1915-16	1916-17	1917-18	1918-19
MADRAS—contd. FORT ST. GEORGE—contd.						£	£	£	£	£
Textiles—contd.										
Cotton—contd.										
Manufactures—contd.										
Piece goods—contd.										
Coloured, printed, or dyed—										
Cambrics, including madapolams, muslins, mulls, and jacconets yards	4,012,120	3,821,773	3,310,372	1,877,708	995,314	49,577	43,538	61,926	41,602	29,789
Checks, spots, and stripes "	122,995	56,451	190,753	66,280	8,297	2,315	1,019	4,241	2,149	714
Dhutis (including lungis) "	220,452	102,495	181,248	154,870	91,508	3,542	1,570	4,129	4,624	3,519
Drills and jeans "	14,172	14,195	18,859	144,630	55,989	424	391	692	6,177	2,487
Prints and chints "	16,821,124	9,073,839	10,809,074	10,934,587	7,533,796	190,028	118,136	210,102	271,608	262,943
Saris and scarves "	13,301,540	6,522,367	12,388,679	12,355,613	4,078,473	215,784	148,472	331,144	389,470	163,289
Shirtings "	3,839,652	1,467,839	1,547,508	1,005,820	599,168	45,418	20,231	33,524	27,901	22,069
Twills "	68,015	67,040	63,249	113,137	4,618	1,232	1,518	1,823	3,898	307
Other kinds "	3,094,198	2,183,457	2,700,717	1,354,698	580,198	55,402	44,810	76,690	45,329	30,452
Total Coloured, printed, or dyed "	40,994,208	25,309,459	31,800,459	28,007,321	13,927,366	563,722	379,685	724,271	792,668	515,549
Fents of all descriptions "	392,068	430,116	358,784	324,913	105,247	3,786	4,661	4,893	6,247	2,619
Total Piece goods "	147,235,144	108,039,527	88,541,179	70,613,663	37,453,757	2,035,539	1,452,818	1,776,408	1,902,635	1,464,704
Rope lbs	23,038	13,494	22,316	31,021	16,915	1,193	793	1,764	3,281	3,055
Thread, sewing "	43,466	60,232	72,886	44,406	44,474	7,522	9,844	13,937	13,125	15,661
Other sorts of manufactures value	—	—	—	—	—	2,968	3,234	6,029	1,923	2,331
Total value of manufactures (other than piece goods)	—	—	—	—	—	21,507	20,620	31,810	23,389	23,100
Total Value of Cotton Goods (excluding Twist and Yarn)	—	—	—	—	—	2,057,093	1,473,438	1,808,218	1,926,024	1,487,804
Other kinds of cotton (Textiles) value	—	—	—	—	—	7	7	..
Total value of Cotton Textiles	—	—	—	—	—	2,029,628	2,229,732	2,560,611	2,811,196	2,464,657
Flax—										
Canvas yards	91,236	114,947	69,719	20,323	12,110	4,718	6,153	4,519	2,859	1,242
Piece goods "	71,602	62,571	47,034	13,874	14,619	2,721	2,555	2,283	1,126	1,819
Thread, sewing lbs	12,298	24,552	18,531	9,995	8,613	1,116	2,318	2,098	2,132	2,528
Other sorts value	—	—	—	—	—	1,846	2,598	2,646	1,340	1,786
Total value of Flax	—	—	—	—	—	10,401	13,619	11,546	7,457	7,375
Haberdashery and Millinery value	—	—	—	—	—	34,728	42,898	47,634	34,500	27,439
Jute—										
Canvas yards	44,622	29,360	49,182	6,209	1,328	1,027	1,708	1,399	260	341
Gunny bags no.	675,038	330,630	150,773	134,215	120,799	11,064	5,772	3,602	3,578	4,162
Other kinds value	—	—	—	—	—	976	722	502	507	220
Total value of Jute	—	—	—	—	—	13,067	8,202	4,063	4,345	4,623

No. 12—continued
IMPORTS—continued

PRINCIPAL AND OTHER ARTICLES	QUANTITY					VALUE				
	1914-15	1915-16	1916-17	1917-18	1918-19	1914-15	1915-16	1916-17	1917-18	1918-19
MADRAS—continued						£	£	£	£	£
FORT ST. GEORGE—continued										
Textiles—concluded										
Silk—										
Raw lbs	11,984	2,789	511	4,018	..	4,036	1,089	205	2,421	..
Silk piece goods yards	89,217	294,746	89,812	76,466	55,170	5,469	12,350	9,769	8,056	6,842
Other sorts . . . value	—	—	—	—	—	1,002	1,153	1,605	978	1,586
Total value of Silk	—	—	—	—	—	10,507	14,599	11,572	11,455	8,428
Wool—										
Yarn and knitting wool lbs	32,510	6,191	12,656	10,361	5,227	3,807	1,171	2,539	2,123	2,205
Carpets and rugs . . .	23,900	15,268	24,306	7,449	5,661	1,992	1,541	2,767	1,382	964
Hosiery "	17,597	16,402	18,486	14,228	5,358	2,484	3,248	3,942	3,388	1,698
Piece goods . . . yards	195,835	136,769	425,045	459,602	128,058	14,847	11,267	43,048	42,821	20,300
Shawls no.	16,375	1,476	401	175	70	3,659	359	116	38	31
Other sorts . . . value	—	—	—	—	—	934	485	910	388	1,399
Total value of Wool	—	—	—	—	—	27,673	18,071	53,322	50,186	26,663
Artificial silk—										
Piece goods of cotton and artificial silk yards	1,020	944	3,203	2,169	..	63	49	168	243	..
Other kinds of Textiles . . . value	—	—	—	—	—	1	..	10	..	216
Total value of Textiles	—	—	—	—	—	2,726,363	2,327,163	2,639,726	2,919,334	2,539,401
Tobacco—										
Unmanufactured lbs	62,205	81,687	70,535	150,861	183,676	5,176	8,115	7,531	18,809	21,641
Manufactured—										
Cigars "	3,221	379	227	64	59	317	188	90	22	29
Cigarettes "	77,791	65,329	138,507	192,713	364,760	20,384	17,188	31,045	50,011	94,315
Other sorts "	27,316	24,747	25,442	38,430	32,848	3,609	3,800	4,792	6,348	8,177
Total Tobacco "	170,538	172,142	229,711	382,068	581,343	29,486	29,296	43,458	75,190	124,162
Toilet requisites (not specified elsewhere) . . . value	—	—	—	—	—	8,163	7,269	7,453	3,495	6,574
Toys and requisites for games and sports (including fishing tackle)—										
Toys "	—	—	—	—	—	8,610	4,339	5,001	3,372	3,652
Requisites for games and sports (excluding firearms, etc.)—										
Playing cards "	—	—	—	—	—	6,291	12,138	13,900	2,343	10,959
Other sorts "	—	—	—	—	—	7,159	6,318	5,715	2,175	1,762
Total value of Toys, etc.	—	—	—	—	—	17,060	22,095	24,616	7,890	16,373
Umbrellas and fittings—										
Umbrellas complete, including parasols and sunshades no.	62,905	15,812	19,979	3,384	8,172	6,071	1,660	2,269	644	1,746
Umbrella fittings value	—	—	—	—	—	10	..	7
Total value of Umbrellas, etc.	—	—	—	—	—	6,081	1,660	2,276	644	1,746
Wood and Timber—										
Timber, other than Railway sleepers—										
Deal and pine wood . . . c. tons	5	7	13	10	13	10	13	91
Jarrah wood "	2,218	3,210	9,123	18,482
Oak wood "	72	..	1,475	776	540	446	..	11,276	9,627	10,158
Other timber "	128	280	275	1,162	575	669	1,786	1,909	9,513	6,010

TRADE AT CHIEF PORT
FORT ST. GEORGE

(138)

No. 12—continued
IMPORTS—continued

PRINCIPAL AND OTHER ARTICLES	QUANTITY					VALUE				
	1914-15	1915-16	1916-17	1917-18	1918-19	1914-15	1915-16	1916-17	1917-18	1918-19
MADRAS—continued						£	£	£	£	£
FORT ST. GEORGE—continued										
Wood and Timber—continued										
Manufactures of wood, other than Furniture and Cabinet-ware . . . value	—	—	—	—	—	8,772	9,769	9,163	6,580	4,185
Other sorts of wood . . . "	—	—	—	—	—	63	7	8,056	204	8
Total value of Wood and Timber . . .	—	—	—	—	—	18,983	25,057	25,414	27,937	20,447
Articles imported by post . . . "	—	—	—	—	—	62,527	66,799	111,786	180,758	157,902
All other Articles of Merchandise—										
Unmanufactured . . . "	—	—	—	—	—	5,765	6,746	6,041	5,302	6,581
Manufactured . . . "	—	—	—	—	—	69,479	61,099	78,651	57,167	65,056
Grand Total (exclusive of Government Stores) . . . "	—	—	—	—	—	6,717,164	6,172,584	6,981,059	6,549,792	6,254,078

GOVERNMENT STORES

PRINCIPAL AND OTHER ARTICLES	QUANTITY					VALUE				
	1914-15	1915-16	1916-17	1917-18	1918-19	1914-15	1915-16	1916-17	1917-18	1918-19
Apparel (including drapery, uniform, accoutrements, but excluding hosiery) . . . value	—	—	—	—	—	19,811	32,677	151,337	168,382	112,198
Arms, Ammunition, and Military stores—										
Fire-arms, and parts thereof . . . "	—	—	—	—	—	2,633	405	616	1,256	125
Other sorts . . . "	—	—	—	—	—	6,413	11,471	8,917	1,746	2,615
Total value of Arms, etc.	—	—	—	—	—	9,046	11,876	9,533	3,002	2,740
Books printed, and printed matter (not being stationery), including maps and charts . . . value	—	—	—	—	—	2,361	1,561	2,003	408	158
Boots and shoes . . . pairs	725	7	12	206	8	18
Building and Engineering materials other than of Iron, Steel, or Wood—										
Bricks and tiles . . . no.	57,660	108,523	..	10,240	..	564	1,058	..	94	..
Cement . . . cwts	10,063	6,797	8,597	1,857	1,380	2,300
Other sorts (including pipes of earthenware) . . . value	—	—	—	—	—	64	14	7
Total value of Building, etc.	—	—	—	—	—	2,485	2,447	2,360	94	7
Carriages and carts (excluding railway carriages), and parts thereof . . . value	—	—	—	—	—	2,765	1,229	777	188	872
Chemicals . . . "	—	—	—	—	—	13,822	95,066	61,532	115,698	99,862
Coal, coke, and patent fuel . . . tons	2,231	1,255	543	..	509	4,612	5,976	3,565	..	6,200
Drugs, Medicines, and Narcotics—										
Quinine . . . lbs	72	78
Other sorts . . . value	—	—	—	—	—	3,313	668	109	4,397	3,319
Total value of Drugs . . . "	—	—	—	—	—	3,391	668	109	4,397	3,319

No. 12—continued
IMPORTS—continued

GOVERNMENT STORES—continued

PRINCIPAL AND OTHER ARTICLES	QUANTITY					VALUE				
	1914-15	1915-16	1916-17	1917-18	1918-19	1914-15	1915-16	1916-17	1917-18	1918-19
MADRAS—continued						£	£	£	£	£
FORT ST. GEORGE—continued										
Drugs, Medicines, and Narcotics—continued										
Medicines and Narcotics . . . value	—	—	—	—	—	7,867	18,191	33,166	27,970	7,328
Total value of Drugs, Medicines, and Narcotics . . .	—	—	—	—	—	11,258	18,859	33,203	32,367	10,647
Earthen ware and porcelain (excluding pipes of earthenware) value	—	—	—	—	—	95	129	320	911	468
Glass and Glassware . . .	—	—	—	—	—	2,502	3,428	6,874	9,000	12,556
Hardware and cutlery (including agricultural implements and plated ware) . . .	—	—	—	—	—	3,490	3,112	23,409	10,775	12,081
Instruments, Apparatus, and Appliances, and parts thereof—										
Medical	—	—	—	—	—	248	362	337	147	112
Other kinds	—	—	—	—	—	28,370	13,705	26,075	24,785	21,340
Total value of Instruments, etc.	—	—	—	—	—	28,618	14,067	26,412	24,932	21,452
Leather—										
Unwrought cwts	..	1	5	12	12
Manufactures (excluding boots and shoes) . . . value	—	—	—	—	—	49
Total value of Leather	—	—	—	—	—	54	12	12
Liquors—										
Spirit galls.	12	133	105	91	19	7	59	38	76	17
Wines "	70	..	151	9	..	49
Total Liquors	82	133	256	91	19	16	59	82	76	17
Machinery and millwork—										
Steam Engines and parts (other than locomotives) value	—	—	—	—	—	6,415	4,715	4,370	1,159	4,067
Other sorts of machinery	—	—	—	—	—	9,240	5,777	10,239	1,755	1,622
Total value of Machinery, etc.	—	—	—	—	—	15,655	10,492	14,609	2,914	5,689
Metals and Ores—										
Brass, bronze, and similar amalgams—										
Wrought cwts	40	142	86	132	25	223	804	625	1,101	262
Copper, wrought	67	99	76	7	19	342	1,005	566	61	295
Iron—										
Pig tons	1	13	4	73
Manufactures—										
Angle, bolt, and rod "	34	52	1	3	..	1,240	2,149	69
Bars and channels "	7	84	14	..
Total Iron	8	13	34	52	1	91	73	1,240	2,163	69

TRADE AT CHIEF PORT
FORT ST. GEORGE

(140)

No. 12—continued
IMPORTS—continued

GOVERNMENT STORES—continued

PRINCIPAL AND OTHER ARTICLES	QUANTITY					VALUE				
	1914-15	1915-16	1916-17	1917-18	1918-19	1914-15	1915-16	1916-17	1917-18	1918-19
MADRAS—continued						£	£	£	£	£
FORT ST. GEORGE—continued										
Metals and Ores—continued										
Iron or Steel—										
Hoops and strips tons			20	1			4	676	25	
Nails, screws, rivets, and washers "	24	115	75	2	8	392	139	1,612	96	459
Sheets and plates (including galvanized and tinned plates) "	172	186	872	10	56	1,692	1,389	14,499	306	1,267
Wire "	20		35	1		329		912	68	11
Other manufactures of iron or steel "	831	3,113	966	28		6,928	28,549	12,122	702	7
Total Iron or Steel "	1,047	3,255	1,977	42	64	9,341	30,081	29,821	1,192	1,744
Steel—										
Bars and channel "	217	77	100			1,764	816	688	6	
Cast "	286	6		1		49	136	57	119	8
Total Steel "	220	83	100	1		1,813	952	945	125	8
Lead—										
Pig cwts	103					101				
Wrought—										
Sheets, pipes, and tubes "	8	835	276	1,482	861	9	1,311	584	3,224	2,038
Other sorts "	30					34				
Total Lead "	141	835	276	1,482	861	144	1,311	584	3,224	2,038
Tin—										
Unwrought (blocks, ingots, bars, and slabs) "		10	6			4	84	57		
Wrought "			54	13				108	62	
Total Tin "		10	60	13		4	84	165	62	
Zinc or spelter, wrought or manufactured "	200		47	218		293		265	984	
Metals and Ores, unenumerated "	73	40	273	43		155	452	750	551	
Total Metals and Ores tons	1,301	3,407	2,152	190	110	12,406	34,762	34,959	9,553	4,466
Paper and Paste-board—										
Paper—										
Printing paper cwts	78	693	1,381			66	747	1,589		
Writing paper and envelopes value						3,353	2,371	171	56	44
Other kinds of paper cwts	1,756	3,009	1,245	1,050		3,427	6,475	4,117	4,627	
Total value of Paper						6,846	9,593	5,876	4,633	44
Paste-board, mill-board and card-board of all kinds cwts	466	2,244	19	1,347		195	3,426	19	1,473	
Total value of Paper and Paste-board						7,041	13,019	5,895	6,106	44
Printing and lithographic materials (excluding paper) value						2,069	1,318	996	463	40

No. 12—continued
IMPORTS—concluded

GOVERNMENT STORES—concluded

PRINCIPAL AND OTHER ARTICLES	QUANTITY					VALUE				
	1914-15	1915-16	1916-17	1917-18	1918-19	1914-15	1915-16	1916-17	1917-18	1918-19
MADRAS—continued						£	£	£	£	£
PORT ST. GEORGE—continued										
Railway Plant and Rolling-stock—										
Materials for construction—										
Rails and fish-plates of steel or iron cwt			696					581		
Sleepers and keys of steel or iron "	66					53				
Total value of Railway Plant, etc.						53		581		
Stationery (excluding paper) value						7,784	6,999		7,412	1,539
Telegraphs, materials for construction of "						6,886	2,019	5,578	6,106	4,394
Textiles—										
Cotton—										
Twist and yarn lbs								3,107		
Manufactures—										
Piece goods—										
Grey (unbleached) yards	33,873					1,401				
White (bleached) "	80,304	36,170	2,587,308	1,691,540	588,057	1,786	530	94,031	64,519	32,859
Coloured, printed, or dyed "	256,973	210,059	862,100	1,557,112	2,308	5,131	3,217	21,184	50,016	88
Other sorts of manufactures (including handkerchiefs and shawls in the piece) value						170	2,054	435	4,164	
Total value of Cotton						8,488	5,801	121,847	118,609	32,947
Flax—										
Manufactures—										
Canvas yards	26,302	90,153	108,150	121,650	102	973	7,667	7,893	2,788	33
Piece goods. "	64,080	108,729	156,587	192,733		2,070	8,578	11,390	12,567	
Other sorts (including bags and sacks) value						252		228	1,358	
Total value of Flax						3,304	11,245	10,520	16,703	33
Wool—										
Manufactures—										
Piece goods yards	107,470	136,662	335,667	1,360,225	3,354,083	13,838	28,031	36,768	178,709	453,395
Other sorts lbs	2,684					795				
Total value of Wool						14,633	28,031	36,768	178,709	453,395
All other articles—										
Unmanufactured value						1,860	58,309	2,120	767	103
Manufactured "						47,641	52,769	74,609	77,670	35,376
GRAND TOTAL VALUE OF GOVERNMENT STORES						293,951	420,460	646,910	786,014	836,719

TRADE AT CHIEF PORT
FORT ST. GEORGE

(142)

No. 12—continued
EXPORTS
INDIAN MERCHANDISE

PRINCIPAL AND OTHER ARTICLES	QUANTITY					VALUE				
	1914-15	1915-16	1916-17	1917-18	1918-19	1914-15	1915-16	1916-17	1917-18	1918-19
MADRAS—continued										
FORT ST. GEORGE—continued										
Animals, living—										
Cattle no.	800	8	665	935	612	5,838	57	2,627	5,414	4,136
Sheep and goats . . . "	8,683	10,532	19,042	10,177	3,424	5,137	6,346	12,072	7,706	2,250
Other kinds "	64	5	5	28	181	67	4	278	74	181
Total Animals, living . . . "	9,547	10,545	19,712	11,140	4,167	10,537	6,407	15,877	13,284	6,576
Apparel (including drapery, uniforms, and accoutrements, but excluding hosiery and boots and shoes). value	—	—	—	—	—	2,892	2,208	2,932
Building and Engineering materials (other than of iron, steel, or wood) . . . "	—	—	—	—	—	11,896	18,213	19,122	21,322	5,822
Coal tons	2	..	8,574	1	..	3,707
Coffee cwts	3,047	725	857	4,777	24,464	4,306	10,081	2,951	14,896	77,302
Coin—										
Unmanufactured . . . "	273	218	..
Manufactured "	..	1	2,777	47,754	40,464	..	1	2,801	37,534	35,341
Drugs and Medicines (excluding Chemicals and Narcotics) . . . value	—	—	—	—	—	3,646	7,328	5,836	3,908	12,010
Dyeing and Tanning Substances—										
Indigo cwts	5,227	26,129	12,240	3,409	9,592	84,065	724,371	448,512	76,946	194,265
Turmeric "	8,320	7,344	2,895	1,019	4,383	5,207	4,887	2,492	1,529	3,911
Other sorts "	19,488	14,161	9,692	4,848	12,771	6,932	4,504	4,542	2,101	4,049
Total Dyeing and Tanning Substances . . . "	33,035	47,634	24,797	9,276	26,746	96,204	733,762	455,546	80,576	202,225
Fruits and Vegetables—										
Fresh Fruits and vegetables—										
Fresh fruits value	—	—	—	—	—	68	18	4	7	..
Fresh vegetables of all kinds . . . "	—	—	—	—	—	24,732	19,939	34,124	23,226	20,035
Fruits and vegetables, salted, dried, or preserved, all sorts cwts	19,349	16,491	18,940	6,319	16,855	8,688	8,809	7,442	2,695	8,594
Total Fruits and Vegetables . . . value	—	—	—	—	—	85,488	28,766	41,570	25,028	28,629
Grain, Pulse, and Flour—										
Pulse cwts	47	60	1,727	26,937	4,891	22	58	922	12,365	2,873
Rice, not in the husk . . . "	2,101	11,757	412	4,588	2,753	940	5,043	236	2,514	1,433
Other sorts "	20	872	21	390	367	6	266	14	204	148
Total Grain, Pulse, and Flour . . . "	2,168	12,689	2,160	31,915	8,011	968	5,387	1,172	15,083	4,452
Hides and Skins, raw—										
Hides, raw { cwts 633 381 677 .. 234 } 1,407 2,194 3,330 .. 2,387										
	=1,538	=2,827	=6,945	..	=10,020					
Skins, raw—										
Goat skins { cwts 16,337 25,598 29,783 21,348 44,752 } 112,893 172,336 305,879 204,598 501,797										
	=999,075	=1,652,759	=1,919,326	=1,410,707	=2,943,142					
Sheep skins { cwts 219 312 11 8,873 19,118 } 1,001 1,500 80 15,141 132,389										
	=12,850	=20,000	=600	=244,418	=1,274,120					
Other skins { cwts 14 7 3 89 .. } 194 62 60 951 ..										
	=489	=70	=60	=4,200	..					
Total skins, raw { cwts 16,570 25,917 29,797 25,310 63,870 } 114,888 173,898 306,019 220,690 634,136										
	=1,011,864	=1,672,829	=1,919,985	=1,668,320	=4,217,262					
Total Hides and Skins, raw { cwts 17,203 26,298 30,474 25,310 61,104 } 115,995 176,092 306,340 220,690 636,528										
	=1,013,792	=1,675,656	=1,926,980	=1,668,320	=4,227,282					
Horns, tips and pieces of horn, and horn meal cwts	7,633	1,029	1,162	2,360	4,674	7,574	1,578	1,378	2,050	5,861

No. 12—continued

EXPORTS—continued

INDIAN MERCHANDISE—continued

PRINCIPAL AND OTHER ARTICLES	QUANTITY					VALUE				
	1914-15	1915-16	1916-17	1917-18	1918-19	1914-15	1915-16	1916-17	1917-18	1918-19
MADRAS—continued										
FORT ST. GEORGE—continued										
Leather—										
Hides, tanned or dressed—										
Buffalo hides	22,235 = 238,484	22,825 = 237,775	29,799 = 314,004	3,168 = 27,549	7,481 = 92,171	132,484	135,207	220,956	23,976	41,543
Cow hides	147,560 = 2,072,813	196,846 = 2,731,003	112,523 = 1,563,765	442,997 = 6,249,123	1,062,585	1,421,282	1,007,037	..	4,269,210
Other hides	14 = 146	52 = 607	9 = 85	..	67	496	..	72
Total Hides, tanned or dressed	169,795 = 2,311,297	219,685 = 2,968,924	142,380 = 1,878,376	3,168 = 27,549	450,487 = 6,341,379	1,195,069	1,556,558	1,228,489	23,976	4,310,835
Skins, tanned or dressed—										
Goat skins	47,588 = 5,938,437	55,112 = 6,720,445	68,597 = 8,606,587	3,673 = 552,043	6,136 = 881,955	684,241	782,504	1,415,642	172,365	202,898
Sheep skins	38,730 = 6,518,320	38,683 = 6,617,083	51,204 = 8,530,180	6,301 = 1,252,379	12,343 = 2,205,754	487,444	510,478	1,094,423	205,734	368,104
Other skins	10,118 = 735,904	7,069 = 468,069	12,406 = 750,032	55 = 3,250	7,304 = 517,397	80,065	52,495	126,646	363	69,285
Total Skins, tanned or dressed	96,445 = 13,192,661	100,364 = 13,811,596	132,207 = 18,106,389	10,029 = 1,807,072	25,783 = 3,095,506	1,251,750	1,345,477	2,636,711	378,462	640,287
Other sorts (excluding boots & shoes)	3,068	10,820	30,829	462	359
Total of Leather	2,450,787	2,912,853	3,896,029	402,900	4,951,481
Liquors	..	32,315	10	3,778
Manures—										
Bones	4,419	608	177	286	623	20,499	2,766	921	1,508	3,086
Other kinds	1,458	2,559	2,301	589	3,138	12,454	15,250	15,236	3,133	19,725
Total Manures	5,847	3,167	2,478	875	3,761	32,953	18,006	16,157	4,641	22,811
Metals and Ores—										
Chromite	10	..	5,471	1,619	12,740	15	..	8,252	3,764	27,723
Manganese Ore	1,590	6,700	50	2,250	10,175	117
Other Metals and Ores	9	12	15	6	211	227	473	598	624	923
Total Metals and Ores	19	12	6,986	8,325	13,001	242	473	11,100	14,563	28,763
Mica	5,548	5,145	5,532	6,022	8,108	31,482	25,008	40,344	47,054	55,543
Oils—										
Essential	3,806	2,109	227	47,700	40,047	4,088
Mineral	800	8
Vegetable, non-essential—										
Castor	516	37,150	422,979	322,578	334,389	42	4,017	43,182	37,515	54,001
Coconut	36,204	27,994	5,217	4,858
Groundnut	5,108	37,291	162,979	328,356	249,111	420	7,850	16,858	40,306	30,298
Sesamum (til or jinjili)	6,966	8,127	6,559	8,991	2,721	773	1,015	810	1,349	343
Other sorts	3,104	2,834	4,576	4,338	2,318	254	209	462	428	335
Total oils	16,494	85,402	600,899	702,576	616,760	1,497	18,091	109,012	124,922	94,523
Oil cakes—										
Castor cake	21,738	4,975	..	7,143	2,641	3,423	978	..	1,067	503
Groundnut cake	44,696	42,528	7,758	216,274	286,045	10,657	8,168	2,230	52,553	71,999
Linseed, rape, and Sesamum cake	8,880	1,650	109	3,338	630	41
Others	8	2
Total oil cakes	75,314	49,153	7,867	222,417	288,694	17,418	9,776	2,271	53,620	72,504
Provisions and Oilman's stores—										
Ghi	23,868	82,817	105,524	167,982	94,137	956	2,654	3,487	6,111	3,557
Pickles, chutnies, and condiments	3,413	4,040	3,940	1,583	910	12,744	14,826	14,919	5,889	3,453
Other sorts of provisions	5,875	9,150	9,143	8,119	8,937
Total provisions and oilman's stores	19,575	26,630	27,540	20,119	15,947
Rubber—										
Raw	..	10,528	2,408	412,817	6,930	..	1,365	80	53,602	770
Manufactures	41	277
Total	41	1,365	89	53,602	1,047

TRADE AT CHIEF PORT
FORT ST. GEORGE

(144)

No. 12—continued
EXPORTS—continued
INDIAN MERCHANDISE—continued

PRINCIPAL AND OTHER ARTICLES	QUANTITY					VALUE					
	1914-15	1915-16	1916-17	1917-18	1918-19	1914-15	1915-16	1916-17	1917-18	1918-19	
MADRAS—continued											
FORT ST. GEORGE—continued											
Seeds—											
Oil-seeds—											
Essential—											
Coriander	cwts	2,630	3,655	4,378	7,833	8,375	1,797	2,769	3,186	5,069	6,085
Other sorts	"	159	345	383	415	788	331	237	870	997	739
Total Seeds, essential	"	2,789	4,000	4,761	8,248	9,163	2,128	3,006	4,056	6,066	6,824
Non-essential—											
Castor	"	29,250	9,567	18,130	249,501	218,467	12,846	8,835	9,799	157,890	217,143
Groundnuts	"	774,084	1,512,723	783,062	995,795	96,610	388,097	736,809	426,523	438,117	44,510
Mustard	"	3,706	237	15	710	358	2,531	168	10	487	255
Sesamum (til or jinjili)	"	24	254		34,008	5,737	32	165		17,807	4,265
Other sorts	"	600	555		161	23	390	224		80	15
Total Seeds, non-essential	"	806,664	1,523,336	783,207	1,280,170	321,195	403,796	741,191	436,332	614,471	266,194
Other than Oil-seeds	"	20	13
Total Seeds	"	809,473	1,527,336	790,968	1,280,418	330,858	405,937	744,217	440,394	620,537	273,008
Spices—											
Betelnuts	lbs	152,527	126,853	146,229	129,459	71,715	5,089	3,516	3,858	3,560	2,261
Chillies	"	239,546	60,883	160,738	208,346	150,360	2,747	648	1,363	2,454	1,849
Other sorts	"	3,778	19,723	12,031	32,695	100,365	120	3,025	1,024	2,789	3,008
Total Spices	"	445,851	207,459	318,998	370,500	322,430	7,956	7,189	6,225	8,768	7,708
Tea, black	"	603,956	2,373,965	2,135,785	1,588,279	1,151,501	28,689	106,298	102,468	89,144	54,509
Textiles—											
Cotton—											
Raw	cwts	147,649	116,922	83,739	29,926	3,353	343,020	232,337	230,089	192,646	19,193
Twist and yarn—											
Mule and water— all counts	lbs	1,400	17,400	..	75	923	..
Orange, red, and other colours—	"
Nos. 1 to 20	"	64,230	7,650	..	7,084	..	3,167	494	..	505	..
.. 21 to 40	"	..	2,000	69
Total Twist and Yarn	"	65,680	9,650	..	25,034	..	3,242	563	..	1,428	..
Manufactures—											
Handkerchiefs and shawls in the piece	no.	1,412,469	2,202,688	785,932	265,856	472,086	54,674	91,508	27,899	11,779	33,394
Piece goods—											
Grey (unbleached)— Chadars and dhuties	yards	32,597	119,439	33,678	189,294	237,876	804	2,431	1,600	4,276	7,053
Drills and jeans	"	336,512	428,065	283,755	162,218	190,914	4,218	4,855	2,968	2,785	5,440
Shirtings	"	37,300	713	..
Others	"	123,550	204,231	146,855	167,680	90,646	2,461	3,592	1,936	3,408	3,809
Total of Grey (unbleached)	"	492,659	751,725	464,288	556,492	519,436	7,543	10,878	6,499	11,192	16,962
White (bleached)	"	52,086	57,259	233,856	60,063	85,169	1,026	1,028	3,864	1,506	2,972

No. 12—continued

EXPORTS—continued

INDIAN MERCHANDISE—continued

PRINCIPAL AND OTHER ARTICLES	QUANTITY					VALUE				
	1914-16	1915-16	1916-17	1917-18	1918-19	1914-16	1915-16	1916-17	1917-18	1918-19
MADRAS—continued						£	£	£	£	£
Fort St. George—continued										
Textiles—continued										
Cotton—continued										
Piece goods—continued										
Coloured, printed, or dyed—										
Lungs and saris yards	11,888,454	12,807,516	13,946,190	12,258,250	13,746,830	341,734	411,317	458,609	435,651	639,002
Drills and jeans "	76,110	484,556	134,904	156,767	16,606	1,100	5,267	2,319	3,020	668
Other sorts "	413,323	709,464	743,387	686,170	584,370	5,368	10,292	13,206	16,958	28,707
Total of Coloured, Printed, or Dyed "	12,377,887	14,001,536	14,824,481	13,100,196	14,347,905	348,202	426,876	474,134	456,538	669,367
Total of Piece goods "	12,028,532	14,810,519	15,574,426	13,725,751	14,052,510	350,861	438,777	484,487	469,326	680,301
Other sorts of manufactures value	—	—	—	—	—	102	95	257	393	334
Total of Cotton manufactures (including twist and yarn) "	—	—	—	—	—	414,870	530,973	512,643	482,926	723,020
Total of Cotton, raw and manu- factures "	—	—	—	—	—	757,899	769,310	742,732	615,572	742,222
Haberdashery and millinery "	—	—	—	—	—	1,247	1,103	1,402	835	616
Hemp (chiefly Sann)—										
Raw cwts	351	..	318	268	28,398	234	..	273	303	42,820
Manufactures (excluding cor- dage) value	—	—	—	—	—
Total of Hemp, raw and manufactures "	—	—	—	—	—	234	..	273	303	42,820
Jute—										
Raw tons	53	44	758	785
Manufactures value	—	—	—	—	—	..	2
Total of Jute, raw and manufactures "	—	—	—	—	—	758	787
Silk—										
Raw—										
Mulberry silk—										
Chasam or waste lbs	—	—	—	—	18,050	—	—	—	—	872
Cocoons "	—	—	—	—	1,500	—	—	—	—	112
Wild silk, tassar, mungo, eria, and others—										
Chasam or waste lbs	69,189	307,171	370,904	52,569	53,962	3,372	10,557	15,675	2,220	3,245
Cocoons "	2,530	7,598	6,086	..	4,800	368	519	407	..	320
Manufactures—										
Goods of silk mixed with other mater- ials yards	14,610	24,548	15,520	6,065	13,325	857	1,538	1,148	427	900
Silk piece goods "	16,706	53,685	41,922	13,935	5,202	1,783	4,949	5,353	1,627	856
Other sorts lbs	2
Total of Silk, raw and manufactures value	—	—	—	—	—	6,178	17,565	22,583	4,274	6,305
Wool—										
Raw lbs	..	12,600	263
Manufactures—										
Carpets and rugs "	218,193	279,455	265,477	1,207	128,400	9,943	13,000	12,694	72	7,433
Other sorts value	—	—	—	—	—	1	740	205	103	67
Total of Wool, raw and manufactures "	—	—	—	—	—	9,944	14,012	12,989	175	7,499
Other textiles "	—	—	—	—	—	693
Total of Textiles "	—	—	—	—	—	776,255	799,867	780,039	621,250	800,164

TRADE AT CHIEF PORT
FORT ST. GEORGE

(146)

No. 12—continued
EXPORTS—continued
INDIAN MERCHANDISE—concluded

PRINCIPAL AND OTHER ARTICLES	QUANTITY					VALUE				
	1914-15	1915-16	1916-17	1917-18	1918-19	1914-15	1915-16	1916-17	1917-18	1918-19
MADRAS—continued						£	£	£	£	£
FORT ST. GEORGE—continued										
Tobacco—										
Unmanufactured lbs	8,138	18,598	70,616	193,179	618,013	76	497	1,020	2,037	9,303
Manufactured—										
Cigars	188,219	172,360	124,357	24,321	23,858	6,105	7,705	7,834	2,154	3,143
Other sorts	3,073	2,605	3,643	1,434	1,371	142	160	210	36	55
Total of Tobacco	194,430	193,558	207,616	218,934	643,242	6,323	8,352	9,064	4,227	12,499
Wood and Timber—										
Timber, other than railway sleepers—										
Teak wood and other timber cubic tons	40	..	12	511	22	113
Wood value	—	—	—	—	—	1
Manufactures of wood, other than furniture and cabinetware	—	—	—	—	—	10	..	16	2	..
Total of Wood and Timber	—	—	—	—	—	521	22	130	2	..
Articles exported by post	—	—	—	—	—	28,518	38,808	34,937	46,733	57,950
All other articles of merchandise—										
Unmanufactured	—	—	—	—	—	13,320	9,562	16,313	4,993	9,920
Manufactured	—	—	—	—	—	12,204	14,710	12,348	12,627	15,968
GRAND TOTAL (EXCLUSIVE OF GOVERNMENT STORES)	—	—	—	—	—	4,122,807	5,725,974	6,365,800	2,564,177	7,488,976

No. 12—continued

EXPORTS—concluded

FOREIGN MERCHANDISE

PRINCIPAL AND OTHER ARTICLES	QUANTITY					VALUE				
	1914-15	1915-16	1916-17	1917-18	1918-19	1914-15	1915-16	1916-17	1917-18	1918-19
MADRAS—concluded						£	£	£	£	£
FORT ST. GEORGE—concluded										
Apparel (including drapery, uniforms and accoutrements, but excluding hosiery and boots and shoes) value	—	—	—	—	—	3,428
Arms, Ammunitions, and Military Stores	—	—	—	—	—	235	97	201	9,414	8
Carrriages and Carts (excluding railway carrriages) and parts thereof	—	—	—	—	—	5,271	1,534	2,208	551	..
Jewellery (excluding imitation jewellery and precious stones and pearls, unset), also plate of gold and silver—										
Jewellery	—	—	—	—	—	149
Plate of gold and silver	—	—	—	—	—	1,567	3,464
Total Jewellery	—	—	—	—	—	1,716	3,464
Textiles—										
Cotton—										
Twist and yarn lbs	12,000	141	11,200	4,600	2,400	608	14	1,498	460	256
Manufactures—										
Piece goods—										
Grey (unbleached) yards	489,545	1,025,487	896,421	580,042	151,107	6,162	12,323	14,525	14,612	6,275
White (bleached) "	401,714	549,603	425,286	394,903	110,878	8,495	10,897	9,316	13,781	5,218
Coloured, printed, or dyed "	480,801	1,210,496	987,213	404,349	117,044	9,897	22,920	18,981	18,797	5,128
Total Piece goods	1,371,860	2,785,586	2,358,920	1,379,294	379,029	24,054	46,140	42,822	42,200	16,621
Other sorts of manufactures value	—	—	—	—	—	24	1	58
Other textiles	—	—	—	—	—	1,041	196	305	9	1,999
Total of textiles	—	—	—	—	—	25,722	46,336	44,620	42,670	18,920
Articles re-exported by post	—	—	—	—	—	3,945	3,482	5,468
All other articles of merchandise—										
Unmanufactured	—	—	—	—	—	148	2,869	573	573	2,315
Manufactured	—	—	—	—	—	12,797	17,520	15,310	14,794	27,635
GRAND TOTAL (EXCLUSIVE OF GOVERNMENT STORES)	—	—	—	—	—	53,362	71,367	68,378	68,007	52,351

TRADE AT CHIEF PORT
RANGOON

(148)

No. 12—continued
IMPORTS

PRINCIPAL AND OTHER ARTICLES	QUANTITY					VALUE				
	1914-15	1915-16	1916-17	1917-18	1918-19	1914-15	1915-16	1916-17	1917-18	1918-19
BURMA—										
RANGOON—										
Animals, living—										
Horses no.	77	21	31	4	..	3,167	820	823	80	..
Other kinds "	48	45	111	66	4	8,097	4,423	214	857	7
Total of Animals, living "	125	66	132	70	4	11,264	5,243	1,037	437	7
Apparel (excluding jewelry and boots and shoes)—										
Apparel (including drapery, uniforms, accoutrements) value	—	—	—	—	—	42,128	26,476	44,788	39,089	57,320
Gold and silver thread "	—	—	—	—	—	391	803	1,026	589	149
Hats, caps, bonnets, and hatter's ware "	—	—	—	—	—	14,785	11,790	18,028	19,646	26,386
Second-hand clothing value	—	—	—	—	—	962	1,919	2,140	784	1,736
Water-proofed clothing "	—	—	—	—	—	6,080	4,546	4,595	1,839	2,329
Total value of Apparel, etc.	—	—	—	—	—	64,346	45,334	70,577	61,947	87,920
Arms Ammunition, and Military stores—										
Cartridge cases—										
Filled no.	1,185,630	854,666	887,749	363,973	917,359	4,132	2,639	3,135	1,549	5,021
Empty "	69,718	1,500	56,800	..	12,051	131	3	110	..	27
Explosives—										
Elasting fuse (no. of coils) cwts	110	169	336	235	111,000	1,076	1,122	2,924	2,713	4,404
Elasting Gelatine "	72	27	654	245
Dynamite "	392	98	446	223	580	2,895	707	3,853	1,933	5,450
Gelatine dynamite "	252	689	1,141	670	1,786	1,866	4,553	9,723	6,550	17,633
Others "	39	24	95	34	139	676	1,041	2,386	1,762	6,191
Firearms, and parts thereof value	—	—	—	—	—	4,792	2,613	2,771	2,820	1,850
Gunpowder—										
Common lbs	10,002	229
Sporting "	1,350	136
Other sorts value	—	—	—	—	—	312	314	486	151	63
Total value of Arms, etc.	—	—	—	—	—	16,899	13,237	25,188	17,518	40,729
Art. works of (other than pictures) value	—	—	—	—	—	1,120	815	831	656	..
Baskets and Basket ware "	—	—	—	—	—	1,206	692	1,591	678	749
Belting for machinery—										
Of leather "	—	—	—	—	—	2,614	2,168	871	843	3,885
" other materials "	—	—	—	—	—	38,352	40,022	46,153	46,305	78,824
Total value of Belting, etc.	—	—	—	—	—	40,966	42,190	47,024	47,148	82,709
Books, printed, and printed matter (not being stationery) including maps and charts) cwts	389	742	850	851	759	8,177	6,572	6,251	9,037	7,225
Boots and shoes—										
Of leather pairs	234,528	77,076	135,576	71,348	40,718	64,527	29,006	54,536	27,459	16,140
" other materials "	368,610	203,234	324,232	122,730	60,454	24,917	18,640	23,445	10,426	7,846
Total of Boots and Shoes "	603,138	280,310	459,808	194,078	101,172	89,444	42,646	77,981	37,885	23,986

No. 12—continued

IMPORTS—continued

PRINCIPAL AND OTHER ARTICLES	QUANTITY					VALUE				
	1914-15	1915-16	1916-17	1917-18	1918-19	1914-15	1915-16	1916-17	1917-18	1918-19
BURMA—continued						£	£	£	£	£
RANGOON—continued										
Brushes and brooms doz	117,421	127,063	114,407	111,931	93,858	4,093	4,219	4,921	5,773	4,469
Building and engineering materials, other than of iron, steel, or wood—										
Asphalt cwts	10,370	28,868	3,861	3,598	176	2,042	6,260	830	1,274	70
Bricks no.	943,806	1,033,624	563,900	776,736	4,512	5,840	8,920	5,994	8,984	127
Cement cwts	303,475	319,626	339,643	304,998	139,474	46,965	54,370	82,336	103,807	70,255
Chalk and lime "	3,583	6,595	4,158	9,254	789	635	1,240	915	2,520	309
Clay "	18,401	19,052	20,102	36,540	11,584	2,536	2,899	3,634	3,342	3,603
Fire bricks no.					653,300					9,564
Tiles "	1,765,282	1,687,911	1,196,449	157,599	318,110	9,419	9,537	8,010	1,276	3,569
Other kinds cwt	11,961	14,295	14,591	159,872	185,636	8,794	13,142	15,286	7,635	7,090
Total value of Building and Engineering materials						76,231	96,368	117,005	123,838	94,587
Buttons of all sorts value							8,716	11,822	7,156	5,086
Candles of all kinds lbs	321,602	215,030	189,770	34,768	19,450	6,975	5,417	6,087	1,170	724
Canes and rattans cwts	1,352	1,259	1,569	1,091	669	1,498	1,628	2,132	1,608	1,549
Carriages and carts (excluding railway carriages), and parts thereof—										
Carriages and carts no.	1,030	990	2,190	439	130	7,868	3,332	6,163	1,564	1,937
Parts of carriages and carts value						4,541	6,099	6,389	4,909	115,496
Perambulators and children's go-carts no.					512					828
Total value of Carriages and carts, etc.						12,404	9,431	12,552	6,473	18,261
Chemicals and chemical preparations (excluding chemical manures and medicines)—										
Acids—										
Sulphuric cwts	2,051	1,714	10	51		1,771	1,328	97	508	1
Other sorts "	815	764	1,039	723	1,293	1,750	2,835	6,744	5,182	7,336
Ammonia and salts thereof "	1,010	1,421	1,266	1,110	332	3,508	4,753	5,265	4,419	3,727
Carbide of Calcium "	580	551	826	436	385	517	529	1,113	596	3,355
Disinfectants "	2,958	2,333	3,782	1,923	3,421	4,375	3,865	6,104	4,018	7,569
Potassium compounds "	376	949	370	83	188	1,159	7,034	4,732	1,047	2,879
Soda compounds—										
Bicarbonate of soda (sodium bicarbonate) "	10,551	16,387	13,084	10,789	13,967	3,470	4,785	5,402	5,902	9,416
Caustic soda (sodium hydroxide) "	6,240	2,397	1,946	1,001	2,037	3,490	1,912	3,275	1,654	5,338
Sodium Carbonate (soda ash and soda crystals) "	2,348	5,037	7,547	16,184	38,915	615	1,493	2,850	7,835	18,033
Other sorts "	3,156	1,286	848	702	1,796	1,220	1,320	1,187	1,235	2,168
Sulphur "	19,082	23,097	8,168	33,805	22,370	4,055	6,118	5,221	16,916	12,237
Other sorts of chemicals value						7,187	8,769	13,579	21,754	14,595
Total value of Chemicals and Chemical preparations, etc.						33,126	44,735	55,569	70,916	86,704
Chinese and Japanese ware (including lacquered ware but excluding earthen ware and porcelain) value						2,728	3,713	4,043	2,306	4,277

TRADE AT CHIEF PORT
RANGOON

(150)

No. 12—continued
IMPORTS—continued

PRINCIPAL AND OTHER ARTICLES	QUANTITY					VALUE				
	1914-15	1915-16	1916-17	1917-18	1918-19	1914-15	1915-16	1916-17	1917-18	1918-19
BURMA—continued										
RANGOON—continued										
Clocks and Watches and parts thereof—										
Clocks and time-pieces no.	18,666	10,715	8,301	5,371	0,277	4,422	2,431	3,643	1,805	2,072
Watches "	11,693	9,467	15,042	5,834	2	1,808	1,929	2,571	856	1
Parts of clocks and watches value	—	—	—	—	—	84	94	414	36	89
Total value of Clocks and Watches, etc.	—	—	—	—	—	6,314	4,454	6,628	2,697	2,712
Coal, coke, and patent fuel—										
Coal tons	27,433	16,173	9,660	7,095	12,362	30,431	16,770	18,962	16,000	62,474
Coke "	9,270	8,306	425	1,059	1,174	19,825	23,723	1,735	4,478	6,508
Patent fuel "	—	—	—	—	—	—	—	—	—	11
Total Coal, Coke, and Patent fuel	36,703	24,479	10,085	8,154	13,536	50,256	40,493	20,697	21,378	58,993
Coffee, other than roasted or ground cwts	2,518	1,704	644	945	178	6,270	4,141	1,861	1,703	332
Cordage and rope of vegetable fibre (excluding jute and cotton) "	10,155	9,124	8,124	5,910	2,969	32,323	30,335	37,900	38,424	21,238
Cutlery value	—	—	—	—	—	10,948	6,482	14,184	18,161	18,481
Cycles (other than motor cycles) and parts thereof and accessories—										
Cycles, imported entire or in sections no.	1,905	1,269	1,801	706	164	10,888	7,363	6,778	4,487	1,178
Parts of cycles and accessories value	—	—	—	—	—	3,249	3,154	4,258	2,918	2,765
Total value of Cycles, etc.	—	—	—	—	—	14,137	10,517	11,036	7,405	3,943
Drugs and Medicines (excluding chemicals and narcotics)—										
Camphor lbs	20,271	17,681	9,434	3,218	10,200	1,583	1,417	734	428	1,840
Proprietary and patent medicines value	—	—	—	—	—	11,468	12,663	12,206	8,814	6,460
Quinine and alkaloids (including Cinchona and Peruvian bark) lbs	1,572	3	—	—	—	1,901	—	—	—	—
Cinchona bark (c) "	—	3	—	—	—	—	2	—	—	—
Quinine Salts—(c)	1,572	—	—	—	—	1,901	—	—	—	—
Quinine Sulphate or bisulphate "	—	2,645	688	449	779	—	4,052	2,062	1,432	2,519
Others "	—	50	109	60	159	—	156	272	222	544
Other sorts of drugs and medicines value	—	—	—	—	—	16,098	22,314	27,810	27,389	33,027
Total value of Drugs and Medicines, etc.	—	—	—	—	—	33,851	40,804	43,096	38,235	44,990
Dyeing and Tanning substances—										
Cutch and Gambier cwts	950	1,071	1,559	738	941	1,288	1,495	1,350	1,848	3,121
Dyes obtained from coal tar—										
Aniline lbs	55,195	1,811	2,910	6,989	4,283	4,207	1,837	655	3,487	2,126
Other sorts (including lac-dye) cwts	17,141	22,949	19,644	7,280	1,582	1,856	2,320	2,017	854	883
Total value of Dyeing and Tanning substances	—	—	—	—	—	7,351	5,722	4,022	6,189	5,630

(c) Separately recorded from April, 1915

No. 12—continued
IMPORTS—continued

PRINCIPAL AND OTHER ARTICLES	QUANTITY					VALUE				
	1914-15	1915-16	1916-17	1917-18	1918-19	1914-15	1915-16	1916-17	1917-18	1918-19
BURMA—continued						£	£	£	£	£
RANGOON—continued										
Earthenware and porcelain (excluding pipes of earthenware)	yd	—	—	—	—	40,458	45,749	72,018	68,084	90,823
Electroplated ware	"	—	—	—	—	4,738	5,684	3,051	1,240	2,115
Wireworks	"	—	—	—	—	8,333	8,316	1,651	4,036	3,587
Fish (excluding canned fish)—										
Fish, dry, unsalted	owts	12,310	10,045	5,556	4,325	5,454	25,487	20,329	12,510	8,906
" " salted	"	83,812	70,636	52,337	40,759	44,258	110,349	93,868	72,027	54,074
" wet, salted (ngapi)	"	37,141	12,448	24,094	8,634	338	12,371	4,326	8,224	2,683
" other sorts	"	20	29	37	9	61	92	108	228	70
Total of Fish, etc.	"	133,283	93,158	82,024	53,727	50,111	148,709	118,631	92,979	65,742
Fruits and Vegetables—										
Fresh fruits and vegetables—										
Fresh fruits—										
Coconuts	no.	8,279,038	2,280,082	3,922,971	4,080,960	3,472,236	15,297	10,476	18,443	18,972
Others	value	—	—	—	—	—	6,442	9,053	6,755	713
Fresh vegetables of all kinds	"	—	—	—	—	—	1,837	382	164	107
Fruits and vegetables: dried, salted, or preserved, not being canned or bottled—										
Dates	owts	14	128	8	3	4,012	12	20	8	3
Other sorts	"	30,040	31,197	16,142	7,101	8,382	16,007	17,418	12,049	6,021
Total of Fruits, dried, salted or preserved	"	30,054	31,325	16,150	7,104	13,194	16,019	17,478	12,057	6,024
Total value of Fruits and Vegetables	"	—	—	—	—	—	30,595	38,209	37,419	26,616
Furniture and Cabinetware—										
Bedsteads	value	—	—	—	—	—	4,382	3,656	4,468	1,428
Furniture of wood (other than bedsteads)	"	—	—	—	—	—	2,248	2,407	1,904	1,238
Furniture of other materials (other than bedsteads)	"	—	—	—	—	—	5,714	2,589	3,127	3,717
Mouldings	"	—	—	—	—	—	2,117	1,512	3,520	1,545
Total value of Furniture and Cabinetware	"	—	—	—	—	—	14,661	10,164	13,019	7,928
Glass and glassware—										
Bangles	value	—	—	—	—	—	1,543	10	9,897	3,517
Beads and false pearls	owts	106	41	10	22	—	884	238	525	178
Bottles and phials—										
Soda water bottles	gross	2,852	2,990	1,178	1,070	407	3,717	4,587	2,320	2,142
Others	"	16,569	16,477	11,925	24,808	30,872	6,778	6,750	7,082	10,896
Funnels, globes, and glass parts of lamps	value	—	—	—	—	—	4,454	6,820	7,247	11,786
Sheet and plate suppl. feet		448,556	441,066	691,281	581,634	390,877	5,378	8,997	14,162	10,894
Tableware (including decanters, tumblers, etc.)	value	—	—	—	—	—	3,486	4,151	6,671	5,643
Other glassware	"	—	—	—	—	—	4,463	2,304	5,318	2,407
Total value of Glass and glassware	"	—	—	—	—	—	30,653	33,857	53,222	47,458

TRADE AT CHIEF PORT
RANGOON

(152)

No. 12—continued
IMPORTS—continued

PRINCIPAL AND OTHER ARTICLES	QUANTITY					VALUE				
	1914-15	1915-16	1916-17	1917-18	1918-19	1914-15	1915-16	1916-17	1917-18	1918-19
BURMA—continued										
RANGOON—continued										
Grain, Pulse, and Flour—										
Oats cwts	2,036	915	11	5		690	296	4	4	
Pulse "	4,770	7,446	7,744	5,876	3,775	1,575	2,638	3,050	2,782	1,626
Wheat flour "	52,901	24,001	3	68	22	30,198	15,768	2	29	27
Other sorts "	70	482	151	414	310	25	238	74	211	195
Total of Grain, Pulse, and Flour "	59,777	32,844	7,909	6,353	4,107	32,488	18,940	3,130	3,026	1,848
Gums and Resins—										
Benjamin "	467	463	544	520	485	1,248	1,168	1,823	1,750	1,647
Resin "	537	635	234	151	1,267	342	495	285	171	1,570
Other sorts "	70	60	34	59	27	112	118	114	257	289
Total of Gums and resins "	1,074	1,128	812	730	1,779	1,702	1,781	2,222	2,178	3,506
Hardware, excluding cutlery and electroplated ware—										
Agricultural implements value	—	—	—	—	—	1,868	567	6,075	4,813	11,076
Buckets of tinned or galvanized iron "	—	—	—	—	—	5,966	703	3,470	3,472	1,188
Builders' hardware, such as locks, hinges, door bolts, etc. "	—	—	—	—	—	6,301	10,262	9,994	9,400	9,660
Domestic hardware, other than enamelled iron-ware "	—	—	—	—	—	21,870	14,197	11,830	8,210	7,629
Enamelled iron-ware "	—	—	—	—	—	20,377	11,659	25,626	16,025	17,097
Implements and tools, other than agricultural implements and machine tools "	—	—	—	—	—	46,934	46,090	36,931	28,363	44,846
Lamps, metal no.	116,524	52,094	61,952	36,620	37,278	11,813	4,749	10,641	9,972	11,026
Lamps, glass "	81,703	30,934	21,524	4,090	11,656	914	407	617	96	1,146
Parts of lamps, other than glass value	—	—	—	—	—	2,113	2,501	2,624	5,331	2,738
Safes and strong boxes of metal no.	652	165	228	92	84	3,524	972	1,250	1,236	426
Other sorts value	—	—	—	—	—	80,126	78,808	122,468	96,459	87,184
Total value of Hardware, etc. "	—	—	—	—	—	201,306	170,885	231,586	183,377	194,216
Hops cwts	83	87	121	225	6	547	714	888	2,253	93
Instruments, Apparatus, and Appliances, and parts thereof—										
Electrical, other than telegraphic and telephone, not being machinery—										
Electric fans and parts thereof value	—	—	—	—	—	2,449	74	349	600	434
Electric lamps and parts thereof "	—	—	—	—	—	3,448	3,970	8,568	6,440	14,830
Electric wires and cables "	—	—	—	—	—	7,148	5,965	8,355	7,673	4,310
Other sorts "	—	—	—	—	—	15,388	18,076	11,834	7,856	9,454
Musical—										
Piano and piano-players, complete no.	60	38	67	13	11	1,997	1,519	2,948	513	650
Talking machines and accessories value	—	—	—	—	—	1,870	794	1,482	214	576
Other sorts (including parts of musical instruments) "	—	—	—	—	—	4,090	4,219	1,299	876	1,308

No. 12—continued
IMPORTS—continued

PRINCIPAL AND OTHER ARTICLES	QUANTITY					VALUE				
	1914-15	1915-16	1916-17	1917-18	1918-19	1914-15	1915-16	1916-17	1917-18	1918-19
BURMA—continued						£	£	£	£	£
RANGOON—continued										
Instruments, Apparatus, and Appliances, and parts thereof—continued										
Optical . . . value	—	—	—	—	—	2,819	2,176	4,121	1,554	761
Photographic . . .	—	—	—	—	—	3,656	2,007	3,597	4,922	6,000
Scientific, and philosophical . . .	—	—	—	—	—	6,086	4,432	4,859	5,874	1,200
Surgical . . .	—	—	—	—	—	3,184	3,275	4,766	3,805	4,181
Other kinds . . .	—	—	—	—	—	2,685	2,130	3,922	5,824	11,172
Total value of Instruments, etc.	—	—	—	—	—	54,710	45,537	56,050	46,355	54,885
Jewellery (excluding imitation jewellery and precious stones and pearls, unset), also plate of gold and silver—										
Jewellery . . . value	—	—	—	—	—	20,484	3,227	342	111	56
Plate of gold and silver . . .	—	—	—	—	—	1,415	2,611	1,781	750	637
Total value of Jewellery, etc.	—	—	—	—	—	21,849	5,838	2,123	861	692
Leather—										
Hides, tanned cwts & or dressed . . . no.	30=225	72=662	26=172	11=64	—	446	1,819	368	167	—
Skins, tanned cwts & or dressed . . . no.	228=9,776	357=10,760	220=5,825	108=6,257	379=7,244	3,708	6,616	4,337	4,325	6,445
Unwrought . . . cwts	127	139	241	140	61	2,058	2,695	5,298	3,669	1,554
Manufactures (excluding boots and shoes and belting for machinery)—										
Bags and trunks . . . value	—	—	—	—	—	2,971	1,890	2,437	2,123	2,516
Saddlery and harness . . .	—	—	—	—	—	2,531	1,483	1,455	607	978
Other sorts . . .	—	—	—	—	—	6,893	3,953	9,466	8,446	6,869
Total value of Leather	—	—	—	—	—	16,607	18,156	23,356	19,337	18,362
Liquors, including methylated and perfumed spirits—										
Ale, beer, and porter										
In bottle (a) . . . galls.	554,073	616,914	—	—	—	71,614	83,509	—	—	—
„ bulk (a) . . .	176,458	100,256	—	—	—	10,238	6,366	—	—	—
Ale and beer—										
In bottles (b) . . .	—	—	393,187	272,397	154,533	—	—	67,065	51,226	38,910
„ bulk (b) . . .	—	—	36,140	1,076	—	—	—	2,966	112	—
Stout and porter—										
In bottles (b) . . .	—	—	15,634	10,727	14,536	—	—	3,420	2,872	4,514
„ bulk (b) . . .	—	—	1,560	—	—	—	—	100	—	—
Cider and other fermented liquors . . .	632	1,038	1,216	4,174	126	173	272	377	1,278	87
Spirit—										
Brandy { Liq. galls.	69,150	80,491	47,708	24,642	38,202	40,745	48,515	38,098	25,051	40,802
{ Proof galls.	54,648	66,446	37,838	19,341	29,897					
Gin { Liq. galls.	8,455	9,382	10,668	5,647	3,020	2,258	2,620	5,055	3,728	3,673
{ Proof galls.	6,728	7,254	8,322	4,575	2,408					
Rum { Liq. galls.	28,163	48,792	29,759	38,372	31,295	1,617	2,897	2,419	3,206	3,061
{ Proof galls.	38,011	78,095	49,415	64,166	51,302					
Whisky { Liq. galls.	86,166	78,988	78,679	56,260	47,067	39,055	41,010	51,861	47,865	48,837
{ Proof galls.	70,295	64,308	64,534	45,293	36,980					
Spirit, present in drugs, medicines, or chemicals. { Liq. galls.	6,456	6,972	6,984	6,599	4,285	7,509	9,315	11,019	11,716	8,650
{ Proof galls.	3,932	4,236	4,711	—	—					

(a) Separately recorded from April, 1914
(b) " " " " " 1916

TRADE AT CHIEF PORT
RANGOON

(154)

No. 12—continued.
IMPORTS—continued

PRINCIPAL AND OTHER ARTICLES	QUANTITY					VALUE					
	1914-15	1915-16	1916-17	1917-18	1918-19	1914-15	1915-16	1916-17	1917-18	1918-19	
						£	£	£	£	£	
BURMA—continued											
RANGOON—continued											
Liquors, including methylated and perfumed spirits—continued											
Spirit—continued											
Spirit, per- fumed	Liq. galls.	1,921	1,718	1,545	1,252	704	18,095	8,375	8,279	7,599	5,596
Other sorts	"	15,963	18,622	18,072	14,394	22,922	7,721	9,425	9,394	9,798	10,308
Total of Spirit	"	211,264	239,965	198,405	147,166	147,655	112,000	122,766	120,125	106,343	135,987
Wines—											
Champagne and other spark- ling wines	"	1,189	1,337	2,050	1,158	345	1,706	2,425	4,083	2,343	822
Port	"	8,867	9,580	9,275	7,286	6,737	4,008	4,869	4,977	4,045	4,352
Still red wines, other than port	"	7,289	5,958	6,079	3,647	1,820	1,579	1,269	1,684	1,171	1,212
Other sorts, in- cluding ver- mouth and ginger wine	"	12,910	8,090	10,934	5,117	5,215	4,258	3,129	5,149	2,739	3,822
Total of Wines	"	30,255	24,965	28,341	17,208	14,117	11,551	11,692	15,893	10,893	10,208
Total of Liquors	"	972,682	983,138	669,463	452,748	330,867	205,576	224,595	215,946	174,729	189,656
Machinery and millwork—											
Prime movers (other than electrical)—											
Locomotives (excluding those for railways)	value	—	—	—	—	—	2,470	9,640	5,340	694	3,654
Others	"	—	—	—	—	—	28,942	19,432	18,399	18,530	21,969
Electrical machinery of all kinds, not including instruments, apparatus, appliances, and parts thereof—											
Generators	"	—	—	—	—	—	5,285	648	1,123	1,071	1,178
Motors	"	—	—	—	—	—	1,594	1,871	6,737	4,160	933
Other kinds	"	—	—	—	—	—	7,996	7,822	7,159	8,625	11,126
Machinery, not being prime-movers or electrical machinery—											
Agricultural machinery—											
Boilers	"	—	—	—	—	—	3,466	3,313	1,145	20	—
Metal working machinery (in- cluding machine tools)	"	—	—	—	—	—	24,158	29,122	14,451	8,181	19,031
Mining machinery	"	—	—	—	—	—	1,685	1,899	8,410	4,485	1,483
Oil crushing and refining machi- nery	"	—	—	—	—	—	62,297	86,221	51,303	14,745	53,234
Refrigerating machinery	"	—	—	—	—	—	5,834	6,520	7,733	28,463	6,830
Rice and flour mill machinery	"	—	—	—	—	—	4,063	854	4,427	326	1,047
Saw mill and wood working machi- nery	"	—	—	—	—	—	15,930	3,332	5,392	5,689	2,139
Sewing and knitting machines and parts thereof—											
Sewing and knit- ting machines	no.	10,824	7,984	12,394	10,808	2,159	46,127	38,093	62,563	56,685	9,608
Parts of sewing and knitting machines and accessories	value	—	—	—	—	—	2,461	4,215	8,873	5,940	25,802

No. 12—continued
IMPORTS—continued

PRINCIPAL AND OTHER ARTICLES	QUANTITY					VALUE				
	1914-15	1915-16	1916-17	1917-18	1918-19	1914-15	1916-16	1916-17	1917-18	1918-19
BURMA—continued						£	£	£	£	£
RANGOON—continued										
Machinery and Millwork—continued										
Textile machinery—										
Cotton . . . value	—	—	—	—	—	303	400	69	212	..
Typewriters—										
Typewriters . . no.	346	287	230	377	319	4,451	3,898	3,216	6,053	3,940
Parts of typewriters and accessories (a) . value	—	—	—	—	—	392	428	120	711	239
Other sorts of machinery (excluding printing machinery) . . .	—	—	—	—	—	51,291	21,107	33,093	40,941	39,811
Total value of Machinery and Millwork	—	—	—	—	—	277,165	245,836	244,571	206,653	203,764
Manures—										
Artificial and mineral manures tons	70	50	60	40	..	921	774	1,214	1,147	..
Other kinds (excluding oil cake) . . .	2	2	1	32	25	52
Total of Manures . . .	72	52	61	40	..	953	799	1,266	1,147	..
Matches—										
Safety gross of boxes	1,967,815	2,407,818	1,674,833	1,642,602	2,107,160	85,243	133,124	123,346	145,099	281,695
Mats and Matting, except coir and rubber sq. yds.	364,125	302,087	186,555	164,890	62,810	7,316	6,433	4,039	3,557	1,955
Metals and Ores—										
Aluminium . . . cwt	439	140	185	9	1	4,490	1,687	1,924	245	56
Brass, bronze, and similar alloys—										
Unwrought . . .	4	77	93	108	79	27	460	672	638	473
Wrought—										
Mixed or yellow metal, for sheathing . . .	510	237	109	50	160	1,757	1,104	863	387	1,379
Other sorts . . .	2,150	1,166	1,236	1,868	1,751	10,361	8,390	10,918	16,459	15,124
Total of Brass, etc. . .	2,664	1,480	1,438	2,041	1,990	12,145	9,954	12,653	17,479	16,981
Copper—										
Old, for re-manufacture cwt	22	121	..	1	6	57	409	..	1	13
Unwrought—										
Tiles, ingots, cakes, bricks, and slabs . . .	1,817	610	372	383	123	5,908	2,928	2,743	2,789	1,140
Other sorts . . .	153	642	246	80	101	576	3,001	1,820	740	1,325
Wrought—										
Braziers and sheets . . .	402	79	15	60	956	1,539	357	120	490	9,270
Wire (excluding wire of Telegraph and Telephone) . . .	252	62	164	107	801	962	372	1,337	1,029	2,883
Other manufactures . . .	789	83	138	619	375	3,694	617	1,359	6,216	3,980
Total of Copper . . .	3,885	1,607	935	1,250	1,922	12,736	7,654	7,870	11,265	18,611
Iron—										
Pig . . . tons	467	395	40	..	65	2,182	2,174	329	..	659
Manufactures—										
Angle, bolt, and rod . . .	197	182	63	33	130	2,069	2,163	791	1,679	3,737
Bars and channel . . .	1,859	1,770	1,458	803	893	12,927	21,016	22,594	15,731	33,335
Rice bowls . . .	365	109	139	79	129	4,137	1,385	2,417	1,445	3,125
Total of Iron . . .	2,888	2,456	1,700	915	1,217	21,315	26,738	26,131	18,855	40,853

TRADE AT CHIEF PORT
RANGOON

(156)

No. 12—continued
IMPORTS—continued

PRINCIPAL AND OTHER ARTICLES	QUANTITY					VALUE				
	1914-15	1915-16	1916-17	1917-18	1918-19	1914-15	1915-16	1916-17	1917-18	1918-19
BURMA—continued						£	£	£	£	£
RANGOON—continued										
Metals and Ores—continued										
Iron or steel—										
Anchors and cables tons	393	165	152	43	92	9,928	4,044	4,967	1,667	3,812
Beams, pillars, girders, and bridge work "	1,325	698	47	39	38	12,833	9,568	1,833	820	1,582
Bolts and nuts "	420	379	394	207	183	7,623	7,691	13,442	8,462	11,123
Hoops and strips "	950	589	554	287	582	11,081	11,185	15,480	12,219	29,016
Nails, rivets, and washers "	2,611	4,308	3,523	1,938	2,406	32,883	72,726	102,710	81,986	136,607
Pipes and fittings, cast "	1,703	823	823	282	134	26,956	19,650	19,902	6,011	6,729
Rails, chairs, and fishplates (excluding those for railways) "	92	14	43	1,208	207	734	8	..
Screws "	70	54	44	2	88	2,556	2,435	2,263	283	11,306
Sheets and plates—										
Galvanised "	13,066	6,528	2,285	2,180	909	193,202	118,200	71,340	87,355	87,917
Tinned "	6,593	5,625	4,037	4,432	7,208	104,256	109,593	105,449	151,261	260,892
Not galvanised or tinned "	2,805	2,976	1,930	715	1,988	22,141	34,820	34,990	22,708	121,942
Tubes and fittings, wrought "	14,517	22,041	10,063	4,016	3,237	203,047	337,614	250,659	147,308	130,950
Wire "	1,321	1,127	142	202	284	36,588	37,598	5,528	8,192	12,375
Wire rope "	415	23,620
Other manufactures of iron or steel "	934	522	865	618	105	17,673	11,486	35,759	23,164	3,818
Total of Iron or Steel "	46,801	45,850	24,901	15,761	17,669	679,823	776,819	664,851	554,374	896,164
Steel—										
Angle and spring "	1,287	1,236	677	461	428	9,732	14,176	11,673	8,476	15,009
Bars and channel "	2,519	2,721	894	316	1,221	19,738	31,012	17,205	9,076	46,614
Cast "	1,061	465	580	152	243	11,628	8,261	14,727	6,419	9,599
Ingots, blooms, billets, and slabs "	125	785
Total of Steel "	4,992	4,422	2,151	919	1,892	41,833	53,449	43,605	23,971	71,222
Lead—										
Unwrought cwts	1,210	20	3	68	5	1,128	24	6	90	15
Wrought—										
Sheets, pipes, and tubes "	860	1,367	1,365	369	644	1,058	2,055	2,796	896	1,486
Other sorts "	388	1,172	236	552	37	616	2,182	530	1,920	105
Total of Lead "	2,458	2,559	1,634	989	686	2,812	4,271	3,332	2,912	1,606
Solder "	2,438	2,616	2,985	793	401	10,631	12,954	15,851	4,674	2,389
Tin—										
Unwrought (blocks, ingots, bars, and slabs) "	565	199	230	1,480	3,121	3,913	1,512	2,381	16,400	40,092
Wrought (including plates or sheets, not being tinned iron) "	15	4	12	9	192	123	47	101	81	557
Total of Tin "	580	203	242	1,489	3,313	4,036	1,560	2,482	16,481	41,649

No. 12—continued
IMPORTS—continued

PRINCIPAL AND OTHER ARTICLES	QUANTITY					VALUE					
	1914-15	1915-16	1916-17	1917-18	1918-19	1914-15	1915-16	1916-17	1917-18	1918-19	
BURMA—continued											
BANGOON—continued											
Metals and Ores—concluded											
Zinc or Spelter—											
Unwrought	cwts	441	82	1,412	1,699	8,115	683	172	5,607	4,896	10,130
Wrought or manufactured	"	2,845	1,878	3,984	6,421	1,119	4,998	7,105	16,074	22,483	5,642
Total of Zinc or Spelter	"	3,286	1,965	5,396	8,120	4,234	5,631	7,277	21,681	27,379	15,781
Metals, unenumerated	"	1,704	606	1,134	396	943	3,582	3,169	5,017	2,286	4,239
Ores, unenumerated	tons	..	3	1	123	130	10	5
Total of Metals	"	55,529	53,286	29,450	18,350	21,453	799,084	905,562	804,916	679,921	1,018,554
Total of Ores	"	..	3	1	123	130	10	5
Total of Metals and Ores	"	55,529	53,289	29,451	18,350	21,453	799,084	905,685	805,046	679,931	1,018,559
Motor Cars and Motor Cycles and parts thereof—											
Motor cars	no.	157	296	560	149	3	34,123	49,587	113,632	31,124	1,119
" cycles	"	147	104	155	18	..	7,502	4,879	7,924	1,303	..
" wagons	"	10	15	26	..	1	3,240	5,812	8,335	..	580
Parts of motor cars and motor cycles and accessories	value	—	—	—	—	—	8,137	10,092	24,824	19,038	12,817
Total value of Motor Cars, etc.	"	—	—	—	—	—	58,061	79,370	154,715	51,510	14,536
Oils—											
Animal	galls.	1,304	2,190	2,560	1,556	787	188	300	486	371	154
Essential	"	552	231	208	187	430	736	777	629	484	1,123
Mineral—											
Fuel oils	"	2,564,179	3,877,419	6,932,395	1,221,082	20	17,317	25,581	66,958	11,428	1
Kerosene—											
In bulk	"	48	60	..	2	2	..
In tins	"	1,064,130	1,092,069	246,500	697,416	75	38,377	39,221	11,016	36,906	5
Lubricating oils	"	176,644	185,140	179,842	169,061	272,738	12,306	10,957	18,812	18,605	26,992
Other kinds	"	79,077	3,723	4,687	37,199	30,810	6,225	345	668	2,439	4,360
Total of Mineral Oils	"	3,884,078	5,108,951	7,362,924	2,124,818	303,643	74,228	76,104	97,454	69,375	31,358
Vegetable, not essential—											
Coconut	"	7,288	3,593	17,906	80,374	49,258	1,280	440	2,747	12,419	8,679
Linseed	"	11,688	10,471	8,862	4,977	8	1,676	1,748	2,083	1,409	1
Other sorts	"	10,162	10,150	12,367	6,594	7,795	1,132	1,281	1,584	909	1,479
Total of Vegetable Oils	"	29,288	24,214	39,135	91,945	57,061	4,088	3,469	6,364	14,737	110,159
Total of Oils	"	3,915,222	5,134,086	7,404,827	2,218,503	361,921	79,240	80,650	104,933	84,967	42,794
Oil-cloth and floor-cloth	sq. yds.	308,152	291,353	313,753	102,656	31,777	11,689	11,355	14,252	3,327	3,361
Opium	lbs	11	9	17	14	11	74	50	67	187	208
Packing—Engine and Boiler—of all kinds, including asbestos	value	—	—	—	—	—	11,325	5,391	6,555	11,634	9,312

TRADE AT CHIEF PORT
RANGOON

(158)

No. 12—continued
IMPORTS—continued

PRINCIPAL AND OTHER ARTICLES	QUANTITY					VALUE				
	1914-15	1915-16	1916-17	1917-18	1918-19	1914-15	1915-16	1916-17	1917-18	1918-19
BURMA—continued										
RANGOON—continued										
Paints and Painters' materials—										
Paints and Colours—										
White and red lead cwt	7,785	7,754	6,554	8,160	8,170	9,819	11,000	15,148	8,277	12,821
Other sorts "	15,727	15,208	11,255	12,272	7,566	27,305	28,627	32,680	36,483	26,210
Painters' materials (other than paints and colours)—										
Turpentine "	635	649	460	817	320	1,170	1,364	1,384	3,283	1,812
Other kinds value	—	—	—	—	—	7,060	7,781	9,187	5,039	3,056
Total value of Paints and Painters' materials	—	—	—	—	—	45,354	48,781	58,408	53,062	43,899
Paper and Pasteboard—										
Paper—										
Packing paper cwt	123,141	77,129	36,944	11,047	10,164	41,041	38,437	40,522	17,107	27,653
Printing paper "	25,387	16,132	18,752	14,092	10,101	22,989	15,732	35,968	32,086	35,462
Writing paper and envelopes value	—	—	—	—	—	11,358	10,633	23,341	15,218	18,168
Other kinds of paper (including paper manufactures) cwt	16,419	13,909	11,096	7,660	11,555	29,953	26,209	30,062	27,306	38,763
Paper manufactures value	—	—	—	—	—	—	—	—	—	14,882
Pasteboard, mill-board, and card-board of all kinds cwt	13,660	5,644	5,873	2,108	6,163	8,667	3,890	4,366	4,097	8,294
Total value of Paper and pasteboard	—	—	—	—	—	114,098	94,901	134,269	96,650	143,222
Paraffin wax cwt	792	6,816	5,600	274	—	830	11,654	10,287	387	—
Perfumery (not being perfumed spirit) value	—	—	—	—	—	1,864	1,736	1,757	12,675	1,096
Pitch, Tar, and Dammer cwt	41,154	47,336	42,298	30,237	40,520	18,369	16,744	16,541	13,097	22,315
Plants, living, including bulbs and seeds for sowing value	—	—	—	—	—	905	940	766	579	—
Polishes—										
Polishes and compositions for application to leather "	—	—	—	—	—	3,163	3,919	4,772	4,765	2,264
Polishes and compositions for application to metals, etc. "	—	—	—	—	—	1,573	2,070	3,638	17,712	17,928
Total value of Polishes	—	—	—	—	—	4,735	5,988	8,410	22,477	20,192
Printing and Lithographing machinery and materials (excluding paper)—										
Printing and lithographing presses value	—	—	—	—	—	3,837	224	2,351	—	501
Other materials "	—	—	—	—	—	2,901	1,224	1,859	1,284	1,606
Total value of Printing, etc.	—	—	—	—	—	6,738	1,448	4,210	1,284	2,107

No. 12—continued
IMPORTS—continued

PRINCIPAL AND OTHER ARTICLES	QUANTITY					VALUE				
	1914-15	1915-16	1916-17	1917-18	1918-19	1914-15	1915-16	1916-17	1917-18	1918-19
BURMA—continued						£	£	£	£	£
RANGOON—continued										
Prints, Engravings, and Pictures, etc. value	—	—	—	—	—	624	505	335	319	—
Provisions and Oilman's stores—										
Bacon and hams lbs	188,139	135,376	199,159	39,132	38,419	9,751	7,509	12,024	2,679	3,008
Biscuits and cakes "	2,262,684	1,892,856	1,308,357	98,570	40,880	84,684	79,050	62,046	4,034	2,018
Butter (including canned) "	254,294	118,848	91,252	38,627	11,490	18,920	10,397	8,835	4,434	1,126
Cheese (including canned) "	86,771	56,943	78,725	34,792	17,460	3,901	3,207	5,412	3,434	1,892
Cocoa and chocolate "	94,923	114,019	60,371	5,594	19,026	7,157	8,977	4,974	737	1,823
Farinaceous and patent foods cwts	47,937	43,099	34,720	17,537	19,012	58,288	59,609	48,213	29,933	33,452
Jams and jellies lbs	284,980	258,057	177,835	76,338	52,372	5,676	6,486	5,870	2,322	1,674
Lard "	325,603	234,755	229,398	60,341	46,631	5,910	4,325	5,780	1,476	1,100
Milk, condensed and preserved, including milk cream "	6,494,038	5,711,608	3,216,085	2,483,425	1,441,513	128,579	128,734	92,369	88,536	54,017
Pickles, chutnies, sauces, and condiments cwts	2,016	1,750	1,277	1,804	1,153	5,848	6,656	5,747	7,483	4,867
Vinegar (excluding bottled vinegar) "	742	846	11,907	2,322	3,749	275	311	322	119	232
Other sorts of provisions—										
Canned and bottled provisions (not specified elsewhere) "	21,638	21,474	16,896	6,814	6,377	56,789	57,664	51,666	25,923	25,929
Others "	7,345	8,300	6,579	5,635	5,639	11,882	11,623	13,083	8,718	12,710
Total value of Provisions, etc.	—	—	—	—	—	397,755	384,547	316,347	179,868	143,898
Railway Plant and Rolling-stock—										
Carriages and wagons and parts thereof value	—	—	—	—	—	72,808	26,230	23,752	682	923
Locomotive engines and tenders and parts thereof "	—	—	—	—	—	4,636	28,774	23,169	292	1,780
Materials for construction—										
Bridge work cwts	12,238	—	755	—	—	8,312	—	501	—	—
Balls, chairs, and fishplates of steel or iron "	131,052	6,471	100	3,308	—	46,199	2,526	78	3,110	—
Other kinds of materials "	7,173	1,974	154	340	72	10,657	3,227	1,229	1,095	623
Total value of Railway Plant, etc.	—	—	—	—	—	143,212	55,757	48,789	5,179	3,326
Rubber—										
Manufactures—										
Tyres for motors and motor cycles no.	877	3,620	2,241	3,196	4,309	2,666	7,611	5,295	7,242	18,952
Tubes for motor tyres "	730	1,514	2,432	1,696	1,299	321	760	1,281	1,278	1,432
Other manufactures (except apparel and boots and shoes) value	—	—	—	—	—	11,347	17,795	16,652	18,275	23,563
Total value of Rubber	—	—	—	—	—	14,334	26,166	23,178	26,795	33,947
Salt tons	68,985	59,378	76,473	24,352	38,976	95,820	169,236	273,948	101,524	124,658

TRADE AT CHIEF PORT
RANGOON

(160)

No. 12—continued
IMPORTS—continued

PRINCIPAL AND OTHER ARTICLES	QUANTITY					VALUE				
	1914-15	1915-16	1916-17	1917-18	1918-19	1914-15	1915-16	1916-17	1917-18	1918-19
						£	£	£	£	£
BURMA—continued										
RANGOON—continued										
Seeds—										
Oil seeds—										
Essential	4				2		4			8
Non-essential—										
Groundnuts	4,258	1,628	232	78	196	2,146	937	174	48	277
Sesamum (til or jinjill)	14,426	18,241	12,270	22	24	9,589	10,866	7,025	18	24
Others	105	39		1,218	9	149	52		1,055	10
Other than oil seeds	57	29	126	10	25	108	61	171	16	127
Total of Seeds	18,844	19,941	12,628	1,328	266	11,992	11,920	7,370	1,137	446
Shells and Cowries—										
Shells—										
Shells (shanks, sankhll, large ornamental shells, cowries, mother of pearl shells, and oyster shells)						2	1	1	2	
Tortoise shell (including makhia or nakh)	988	983	1,227	573		804	840	902	381	
Total value of Shells and Cowries						806	841	903	383	
Ships, parts of (including launches and boats)						110,616	80,816	58,873	143,697	113,781
Smokers' requisites (excluding tobacco)						5,841	4,005	8,543	8,801	3,472
Soap—										
Household and laundry soap in bars or tablets	90,856	88,712	75,497	66,455	31,088	100,056	98,714	101,016	148,603	74,482
Toilet soap	4,467	5,959	4,346	3,902	2,746	17,501	16,989	14,724	14,147	16,698
Other sorts	311	1,085	690	800	638	1,335	2,254	1,419	2,379	2,305
Total of Soap	96,134	95,756	80,533	71,157	34,472	118,892	117,957	117,159	165,129	93,485
Spices—										
Betelnuts	6,500,866	6,444,644	5,261,603	4,838,197	5,550,789	34,214	34,497	29,103	28,063	39,668
Nutmegs	105,666	106,313	84,038	126,130	101,932	1,437	1,296	1,066	1,628	1,816
Pepper	312,739	425,844	468,236	329,661	122,574	5,705	7,812	10,671	8,376	2,841
Other sorts	60,584	49,708	40,376	33,008	50,592	2,104	1,924	1,622	1,652	5,889
Total of Spices	6,979,805	7,026,507	5,852,248	5,328,006	5,825,887	43,460	45,529	42,462	39,721	48,214
Stationery (excluding paper)						28,382	27,369	44,028	35,479	38,325
Sticks and whips						350				
Stone and marble—										
Stone and marble	14,381	5,086	9,232	43,090	15,402	875	794	974	4,033	508
Articles of stone and marble	644	434	729	384	282	480	380	496	501	329
Total of Stone and Marble	15,025	5,520	9,961	43,474	15,684	1,355	1,174	1,470	4,534	837

No. 12—continued
IMPORTS—continued

PRINCIPAL AND OTHER ARTICLES	QUANTITY					VALUE				
	1914-15	1915-16	1916-17	1917-18	1918-19	1914-15	1915-16	1916-17	1917-18	1918-19
						£	£	£	£	£
BURMA—continued										
RANGOON—continued										
Sugar—										
Sugar, 16 Dutch Standard and above cwt	373,605	438,440	230,977	889,588	394,466	282,926	466,656	259,603	404,070	364,110
Molasses "	24,852	19,420	13,118	12,809	7,738	4,058	3,448	2,029	2,495	2,431
Confectionery "	4,441	6,087	2,620	729	829	11,200	18,770	14,201	4,724	4,447
Saccharin lbs	2,776			50		566			149	
Total of Sugar cwt	402,923	463,947	255,715	394,126	403,027	298,840	478,874	276,523	411,432	370,997
Tallow and stearine (including grease and animal fat) "	18,092	11,193	6,101	3,855	12,366	36,491	28,143	18,554	15,824	70,326
Tea—										
Black lbs	367,819	289,926	231,158	223,515	257,670	12,410	9,906	8,394	8,062	13,095
Green "	11,011	8,578	11,079	10,283	6,800	409	852	405	370	331
Total of Tea	378,830	298,504	242,237	233,798	264,470	12,819	10,258	8,739	8,432	13,426
Telegraphs, materials for construction and accessories value						301	632	35		77
Telephones, materials for construction and accessories "						3,478	3,761	1,465	639	
Textiles—										
Cotton—										
Raw cwt	2,315	816	111			1,237	434	59		1
Waste "	1,039	749	710	315	557	1,402	1,067	1,312	566	1,309
Twist and Yarn—										
Mule and water—										
Nos. 1 to 10 lbs	12,800					289				
" 11 to 16 "	13,200					313				
" 16 to 20 "	3,600				8,206	30				753
" 21 to 25 "	19,000					650				
" 26 to 30 "	69,000	18,000			4,133	2,862	835			460
" 31 to 40 "	112,000	59,400	16,500		37,865	5,620	3,008	1,132		5,215
" 41 to 50 "	2,500		500			136		37		
Above No. 50 "	20,000	1,000	6,460		4,133	1,734	87	910		821
Orange, red, and other colours—										
Nos. 1 to 20 "	229,505	220,355	174,135	66,940	76,005	12,795	12,684	12,385	6,941	13,044
" 21 to 25 "	297,400	407,505	576,860	347,002	460,390	17,078	24,227	46,272	35,413	60,689
" 26 to 30 "	66,850	30,290	2,145		215	3,422	1,718	148		25
" 31 to 40 "	476,464	411,000	142,218	58,080	78,492	30,565	26,767	14,167	8,492	14,739
" 41 to 50 "	453,001	211,001	48,814	14,295	24,369	33,428	16,017	5,071	2,933	6,075
Above No. 50 "	159,379	108,320	48,355	12,195	6,262	15,584	10,998	7,351	2,979	2,132
Mercerised cotton yarn "	45,259		2,000	992		4,745		381	298	
Unspecified descriptions of Twist and yarn "	168,225	199,800	89,386	41,223	58,581	10,979	14,783	8,523	5,289	9,631
Total of Twist and Yarn	2,148,183	1,666,921	1,107,373	640,727	758,611	140,290	111,114	96,067	62,365	123,434

TRADE AT CHIEF PORT
RANGOON

(162)

No. 12—continued
IMPORTS—continued

PRINCIPAL AND OTHER ARTICLES	QUANTITY					VALUE				
	1914-15	1915-16	1916-17	1917-18	1918-19	1914-15	1915-16	1916-17	1917-18	1918-19
BURMA—continued						£	£	£	£	£
RANGOON—continued										
Textiles—continued										
Cotton—continued										
Manufactures—										
Blankets lbs	2,525,428	1,201,189	966,684	880,049	60,948	110,431	48,147	74,872	26,936	5,766
Canvas yds.	28,568	104,972	173,266	171,343	69,527	1,696	6,054	8,262	13,301	0,975
Handkerchiefs and shawls in the piece no.	456,855	250,804	208,919	27,322	86,896	7,108	5,857	3,337	1,771	2,268
Hosiery value	—	—	—	—	—	66,897	109,298	149,368	49,728	80,779
Face and patent net yds.	74,656	127,414	149,425	166,245	175,688	2,104	3,522	9,717	12,510	6,618
Piece-goods—										
Grey (unbleached)—										
Dhutis, saris and scarves	1,018,802	1,211,677	701,278	217,140	213,355	10,806	11,423	8,934	4,592	5,889
Drills and jeans	590,192	1,035,782	688,740	337,600	118,370	9,166	14,806	11,036	8,986	4,085
Jaconets, including madapolams, mulls, and cambrics	97,848	45,960	—	—	39,920	1,227	509	—	—	1,732
Longcloth and shirtings	10,185,719	17,086,231	8,441,367	3,806,989	1,691,272	132,023	212,318	130,779	78,220	59,599
Sheetings	348	8,835	25	—	1,527,365	10	24	6	—	52,244
T. cloth and domestics	1,440	157,835	—	32,638	12,000	24	2,077	—	531	307
Unspecified descriptions	268,408	305,452	172,228	164,440	205,268	6,328	6,257	6,738	3,897	7,499
Total of Grey (unbleached)	12,162,697	19,851,772	10,008,638	4,558,807	4,067,550	159,584	247,979	157,468	91,245	131,155
White (bleached)—										
Checks, spots, and stripes	104,770	144,583	47,754	56,462	93,773	1,372	1,452	854	1,315	2,880
Dhutis, saris, and scarves	423,124	137,596	28,087	144	18,366	5,601	1,660	669	2	488
Drills and jeans	459,284	944,223	428,272	573,616	397,978	8,481	16,924	9,141	16,637	17,216
Jaconets, madapolams, mulls, cambrics, and muslins	10,079,394	10,855,965	10,282,754	5,672,764	858,390	179,787	171,347	206,041	175,518	35,663
Lawns	—	—	—	—	3,037,858	—	—	—	—	150,476
Longcloth and shirtings	15,164,541	23,312,338	18,455,408	13,470,548	5,948,414	209,078	305,869	305,967	307,843	208,028
Mulls (a)	—	—	—	1,894,507	1,223,309	—	—	—	40,327	47,003
Nainsooks	556,686	1,382,946	789,887	480,060	185,562	5,120	9,673	7,672	6,492	4,396
Sheetings	8,285	10,972	8,346	3,803	68,525	334	513	354	294	3,679
Twills	1,985,583	4,182,220	1,715,099	2,630,294	1,134,980	27,980	54,387	30,296	60,579	40,192
Unspecified descriptions	239,779	459,086	479,865	319,058	247,302	3,994	3,335	9,314	6,569	8,766
Total of White (bleached)	29,020,446	41,420,934	32,235,474	25,011,256	13,259,457	441,747	570,215	570,208	615,593	516,677
Coloured, printed, or dyed—										
Cambrics, including madapolams, muslins, mulls, and jaconets	699,704	856,550	2,037,361	1,135,644	949,543	3,734	11,742	41,521	24,663	30,374
Checks, spots, and stripes	1,880,283	3,648,089	6,562,149	4,301,082	3,153,397	29,166	55,097	127,746	108,198	89,739
Cotton (fines) and hankies (a)	—	—	—	618,661	851,197	—	—	—	20,485	32,677
Dhutis (including lungis)	15,609,612	16,103,877	21,711,819	10,187,195	3,316,640	283,918	322,347	551,056	323,641	166,251
Drills and jeans	884,047	772,999	772,535	488,204	480,138	15,269	17,208	21,683	18,772	20,384

a) Separately recorded from April, 1917

No. 12—continued
IMPORTS—continued

PRINCIPAL AND OTHER ARTICLES	QUANTITY					VALUE				
	1914-15	1915-16	1916-17	1917-18	1918-19	1914-15	1915-16	1916-17	1917-18	1918-19
BURMA—continued						£	£	£	£	£
BANGOON—continued										
Textiles—continued										
Cotton manufactures—continued										
Piece-goods—continued										
Coloured, printed, or dyed—continued										
Prints and quilts yds.	8,041,825	9,752,384	10,648,881	6,812,498	3,185,647	112,527	144,026	203,616	157,706	103,763
Saris and scarves "	530,382	508,344	344,212	225,904	262,826	8,825	9,851	6,854	6,158	3,280
Shirtings "	2,674,132	1,807,441	1,363,467	1,104,420	1,415,887	35,534	25,641	25,850	28,456	47,952
Twills "	85,101	107,164	435,544	1,683,427	446,587	2,158	2,560	12,457	46,487	14,080
Woven Loongis "	763,788	33,375
Unspecified descriptions "	10,080,339	7,158,630	11,815,872	7,839,679	1,871,166	225,151	153,339	334,410	255,785	333,291
Total of Coloured, printed or dyed "	40,426,015	40,704,387	55,586,840	34,396,802	23,696,786	721,272	742,711	1,825,202	986,361	886,216
Fents of all descriptions "	32,343	1,540	50,670	53,133	48,662	337	10	622	1,217	1,022
Total of piece-goods "	81,661,872	102,028,045	98,005,987	64,145,299	41,072,455	1,322,040	1,560,915	2,053,720	1,693,329	1,537,070
Thread, sewing lbs	194,867	232,845	251,412	231,715	208,317	40,542	50,896	56,022	50,144	66,424
Other sorts of manufactures value	—	—	—	—	—	39,216	38,314	51,910	21,951	43,586
Total value of Cotton goods (excluding Raw, Waste, and Twist and yarn)	—	—	—	—	—	1,500,934	1,823,608	2,407,223	1,878,570	1,752,475
Flax—										
Twist and yarn lbs	815	3,776	120	34	98	27
Manufactures—										
Canvas yds.	129,571	160,821	172,505	48,122	44,517	6,596	14,620	14,998	7,211	6,108
Piece goods "	61,656	34,080	18,271	3,390	4,735	2,071	1,361	937	295	674
Thread, sewing lbs	13,950	9,928	35,600	8,291	7,002	1,034	1,084	5,058	1,274	1,947
Other sorts value	—	—	—	—	—	2,281	2,703	3,685	3,732	3,089
Total value of Flax (including twist and yarn)	—	—	—	—	—	12,016	19,766	24,678	12,512	11,840
Haberdashery and millinery value	—	—	—	—	—	86,797	87,186	153,844	52,164	71,638
Hemp—										
Raw cwts	596	1,571	1,800	6,082
Manufacture (excluding cordage)—										
Bags and sacks no.	2,150	23
Cloth yds.	33,410	41,247	28,234	16,909	17,567	1,770	1,943	1,631	1,367	1,624
Other sorts value	—	—	—	—	—	—	—	—	—	867
Total value of Hemp, raw, and manufactures	—	—	—	—	—	1,708	1,943	1,631	3,167	8,273
Jute—										
Twist and yarn lbs	5,042	2,023	102	55
Manufactures—										
Canvas yds.	176,043	157,738	184,020	54,355	22,733	4,152	6,026	7,394	2,288	5,009
Gunny bags No.	1,567	32,430	8,628	27,191	79,571	16	620	162	679	3,178
Rope and twine, cwt	103	232	114	55	66	404	1,492	593	519	326
Other kinds value	—	—	—	—	—	12,075	9,979	21,589	6,634	6,543
Total value of Jute manufactures (including twist and yarn)	—	—	—	—	—	17,649	19,072	19,738	10,320	15,146

TRADE AT CHIEF PORT
RANGOON

(164)

No. 12—continued
IMPORTS—continued

PRINCIPAL AND OTHER ARTICLES	QUANTITY					VALUE				
	1914-15	1915-16	1916-17	1917-18	1918-19	1914-15	1915-16	1916-17	1917-18	1918-19
BURMA—continued						£	£	£	£	£
RANGOON—continued										
Textiles—concluded										
Silk—										
Raw lbs	177,206	225,866	170,886	59,812	40,733	65,134	68,089	45,008	23,279	30,568
Waste "	5	..	12	3
Silk yarn, noils, and warps "	150	100	108	..	4	60	40	95	..	7
Manufactures—										
Goods of silk mixed with other materials yds.	483,207	408,914	383,317	79,762	83,698	22,665	23,430	35,025	5,502	11,631
Silk piece goods "	4,280,230	6,764,261	4,154,497	4,555,319	3,855,067	157,021	257,125	193,369	229,576	263,544
Other sorts lbs	1,998	1,469	2,528	1,630	1,428	1,293	1,085	1,571	1,370	1,296
Total value of Silk, raw and manufactures	—	—	—	—	—	240,173	349,769	295,066	262,727	307,046
Wool—										
Yarn and knitting wool lbs	24,261	19,802	26,257	11,473	31,465	3,804	3,937	7,694	3,697	14,334
Manufactures—										
Carpets and rugs "	517,424	102,023	46,749	89,004	18,715	35,414	6,788	5,373	3,856	4,068
Hosiery "	83,592	20,592	43,020	41,210	16,523	18,762	5,884	13,612	15,712	8,646
Piece-goods yds.	1,548,467	345,108	405,954	270,551	415,302	132,794	32,853	59,731	46,219	72,351
Shawls no.	36,801	5,124	19,190	7,671	24	3,318	256	2,157	983	5
Other sorts lbs	92,111	96,153	136,719	65,986	71,383	5,583	7,109	9,041	4,570	3,014
Total value of Wool, raw and manufactures	—	—	—	—	—	201,175	59,327	97,608	75,237	102,418
Artificial Silk—										
Piece-goods of cotton and artificial silk yds	20,371	40,412	29,365	125,206	2,348	1,070	1,489	1,806	5,570	2,591
Other Textiles—										
Manufactured	—	—	—	—	—	206	157	558
Tobacco—										
Unmanufactured lbs	6,005	..	8	14	22	84	1	1
Manufactured—										
Cigarettes "	444,013	607,347	579,131	857,315	695,350	87,224	118,960	120,294	190,446	172,588
Other sorts "	51,077	44,550	47,974	45,079	46,186	7,813	7,201	8,061	9,571	10,714
Total of Tobacco	501,100	651,897	627,113	902,408	741,558	95,121	126,161	128,375	200,018	183,303
Toilet requisites (not specified elsewhere) value	—	—	—	—	—	17,976	16,847	18,994	18,051	27,541
Toys and requisites for games and sports, including fishing tackle—										
Toys "	—	—	—	—	—	7,950	6,700	12,721	8,111	8,319
Requisites for games and sports excluding fire-arms, etc.—										
Playing cards "	—	—	—	—	—	5,089	2,517	3,216	2,241	7,210
Other sorts "	—	—	—	—	—	8,061	6,182	6,129	4,169	4,741
Total value of Toys, etc.	—	—	—	—	—	21,100	15,399	22,066	14,461	20,270
Umbrellas and umbrella-fittings—										
Umbrellas, complete, including parasols and sunshades no.	432,061	443,997	270,361	216,970	93,943	32,920	27,332	24,792	21,920	5,927
Umbrella fittings value	—	—	—	—	—	3,455	2,554	4,257	4,116	1,354
Total value of Umbrellas, etc.	—	—	—	—	—	36,375	29,886	29,050	26,036	7,281
Wax of all kinds, other than paraffin wax, excluding candles cwts	38	466	38	35	123	99	2,035	169	112	465

No. 12—*continued*
IMPORTS—*continued*

PRINCIPAL AND OTHER ARTICLES	QUANTITY					VALUE				
	1914-15	1915-16	1916-17	1917-18	1918-19	1914-15	1915-16	1916-17	1917-18	1918-19
<i>BURMA—continued</i>						£	£	£	£	£
<i>RANGOON—continued</i>										
Wood and Timber—										
Timber, other than railway sleepers—										
Deal and pine wood cubic tons	7,410	1,764	1,562	2,043	2	22,495	8,464	9,852	16,456	33
Other timber "	2,252	2,043	1,412	1,412	1,013	8,480	6,611	4,576	7,609	4,822
Wood—										
Firewood tons	2	4	4	3
Ornamental wood—										
Sandal "	—	—	—	—	33	583	497	1,431	1,187	1,111
Other kinds value	—	—	—	—	—	31	315	16	78	256
Manufactures of wood, other than furniture and cabinet ware "	—	—	—	—	—	12,069	9,589	18,870	44,193	76,001
Total value of Wood and Timber	—	—	—	—	—	43,667	25,476	34,745	69,422	82,226
Articles imported by post "	—	—	—	—	—	171,139	89,474	143,600	75,038	90,254
All other articles of merchandise—										
Unmanufactured "	—	—	—	—	—	2,320	2,188	1,836	1,872	2,400
Manufactured "	—	—	—	—	—	8,662	9,366	13,288	12,894	12,552
GRAND TOTAL "	—	—	—	—	—	6,994,620	7,093,817	7,826,032	6,407,452	6,987,641

GOVERNMENT STORES

PRINCIPAL AND OTHER ARTICLES	QUANTITY					VALUE				
	1914-15	1915-16	1916-17	1917-18	1918-19	1914-15	1915-16	1916-17	1917-18	1918-19
Apparel (including drapery, uniforms, accoutrements, but excluding hosiery) value	—	—	—	—	—	£ 2,933	£ 2,462	£ 926	£ 76	£ 20
Arms, Ammunition, and Military Stores—										
Firearms, and parts thereof "	—	—	—	—	—	12,216	1,701	1,786	2,276	756
Other sorts "	—	—	—	—	—	431	1,032	1,968	337	861
Building and Engineering materials, other than of iron, steel or wood—										
Bricks and tiles sq.	..	401,000	85,700	12,500	1,699	817	37	..
Cement cwt.	101,779	59,000	58,364	4,185	..	10,957	6,930	10,474	2,235	..
Other sorts (including pipes of earthenware) value	—	—	—	—	—	911	153	153	338	183
Carriages and carts (including railway carriages), and parts thereof "	—	—	—	—	—	259	106	1,606	456	471
Chemicals "	—	—	—	—	—	2,208	794	3,576	1,142	373
Coal, coke and patent fuel tons	114	4,797	400	101	9,545	600
Drugs, medicines, and narcotics value	—	—	—	—	—	1,568	2,247	4,327	1,794	1,026
Glass and glassware "	—	—	—	—	—	1,874
Hardware and cutlery, including agricultural implements and platedware "	—	—	—	—	—	4,387	10,083	5,504	2,836	2,178
Instruments, apparatus, and appliances, and parts thereof "	—	—	—	—	—	9,945	4,947	8,472	4,638	5,511
Machinery and millwork—										
. "	—	—	—	—	—	6,848	5,080	564	3,111	974

TRADE AT CHIEF PORT
RANGOON

(166)

No. 12—continued
IMPORTS—concluded

GOVERNMENT STORES—continued

PRINCIPAL AND OTHER ARTICLES	QUANTITY					VALUE				
	1914-15	1915-16	1916-17	1917-18	1918-19	1914-15	1915-16	1916-17	1917-18	1918-19
BURMA—continued						£	£	£	£	£
RANGOON—continued										
Metals and ores—										
Copper—										
Wrought . . . cwts	15	5	331	1	..	72	34	3,142	10	..
Iron or steel—										
Sheets and plates (including galvanized and tinned plates) . . . tons	7	383	84	2	6	77	7,447	1,911	75	93
Wire . . . "	11	39	1	2	20	163	1,704	20	136	1,028
Other manufactures of iron or steel . . . "	1,270	2,351	217	78	85	16,235	27,508	3,643	1,400	2,313
Metals and ores, unenumerated . . . cwts	431	240	101	63	320	760	501	443	273	703
Printing and Lithographing materials (excluding paper) . . . value	—	—	—	—	—	2,318	343	220	238	591
Ships, parts of (including launches and boats) . . . "	—	—	—	—	—	930	..	7	44	..
Stationery (excluding paper) . . . "	—	—	—	—	—	4,871	1,215	732	1,441	1,002
Telegraphs, materials for construction of . . . "	—	—	—	—	—	3,713	4,674	4,639	4,246	5,621
Flax—										
Manufactures—										
Canvas . . . yds.	12,530	7,543	16,538	16,349	216	1,059	1,639	1,132	1,140	56
Other sorts (including bags and sacks) . . . value	—	—	—	—	—	17	239	36	19	250
All other articles—										
Unmanufactured . . . "	—	—	—	—	—	120	117	63	31	..
Manufactured . . . "	—	—	—	—	—	7,332	6,605	7,993	5,937	5,163
GRAND TOTAL . . . "	—	—	—	—	—	90,925	90,775	63,775	43,860	31,942

EXPORTS

INDIAN MERCHANDISE

PRINCIPAL AND OTHER ARTICLES	QUANTITY					VALUE				
	1914-15	1915-16	1916-17	1917-18	1918-19	1914-15	1915-16	1916-17	1917-18	1918-19
Animals, living . . . no.	34	5	1	£ 1,366	£ 83	£ ..	£ ..	£ 133
Art, works of . . . value	—	—	—	—	—	1,303	1,046	210	736	..
Candles of all kinds . . . lbs	7,838,221	6,152,065	6,277,420	8,611,303	8,198,516	146,948	115,173	118,100	161,113	153,725
Chemicals and Chemical preparations . . . value	—	—	—	—	—	200	1,471	1,091	8	166
Cordage and Rope of vegetable fibre (excluding jute and cotton) . . . cwts	5,035	6,170	9,594	17,536	16,874	6,635	7,449	10,984	20,629	21,530
Drugs and Medicines . . . value	—	—	—	—	—	447	738	630	1,362	3,071
Dyeing and Tanning substances—										
Cutch and gambier . . . cwts	60,754	144,212	58,332	40,982	55,672	67,586	150,329	67,489	42,063	72,798
Turmeric . . . "	2,976	1,058	725	192	686	1,402	541	537	182	935
Other sorts . . . "	2	29	—	4	20
Total Dyeing and Tanning substances . . . "	63,732	145,299	59,117	41,174	56,358	69,992	150,890	68,026	43,145	73,733
Fish (excluding canned fish)—										
Fish, dry, unsalted . . . "	..	797	64	2	3	..	1,182	44	11	26
" " salted . . . "	5	171	5	174
Fishmaws and sharkfins . . . "	1,158	1,024	898	1,256	906	9,205	8,308	6,753	4,095	12,258
Total Fish (excluding canned fish) . . . "	1,163	1,892	962	1,258	909	9,210	9,664	6,797	4,106	12,284
Fodder, bran, and pollards (excluding oil-cake)—										
Bran and pollards . . . tons	169,276	176,319	124,592	20,247	36,633	331,774	349,819	210,502	16,197	18,563
Other sorts . . . cwts	20	5
Total Fodder, bran, and pollards (excluding oil-cake) value	—	—	—	—	—	331,719	349,819	210,502	16,197	18,563
Fruits and Vegetables—										
Fresh fruits and vegetables . . . "	—	—	—	—	—	4,213	2,108	1,393	4,144	2,712
Fruits and vegetables: dried, salted, or preserved, all sorts . . . cwts	5,865	9,722	1,378	28,567	6,236	2,944	4,039	605	10,314	2,262
Total Fruits and vegetables . . . value	—	—	—	—	—	7,157	6,147	1,998	14,458	4,974

No. 12—continued
EXPORTS—continued
INDIAN MERCHANDISE—continued

PRINCIPAL AND OTHER ARTICLES	QUANTITY					VALUE				
	1014-15	1915-16	1916-17	1917-18	1918-19	1914-15	1915-16	1916-17	1917-18	1918-19
BUBMA—continued										
RANGOON—continued										
Grain, Pulse, and Flour—										
Beans cwt	1,575,681	1,189,819
Gram "	10,097	20,810	22,988	17,105	8,878	3,918	8,188	9,158	6,445	3,800
Jawar and bajra "	197,752	46,761	4,078	1,507	1,161	51,872	18,265	1,417	269	238
Maize "	21,269	72,127	80,042	5,552	21,150	8,199
Pulse "	608,638	730,538	1,476,034	1,540,141	51,072	209,385	279,405	799,510	1,012,368	21,739
Rice in the husk "	80,040	19,239	19,617	8,174	4,732	6,407	3,791	4,560	1,771	1,291
" not in the husk "	16,674,837	15,226,641	20,404,741	24,578,889	25,326,269	5,169,008	4,608,518	6,740,206	7,192,873	7,956,042
Wheat "	1	20,000	20,000	8,000	10,000
Other sorts "	2	1	88	26	..	4	1	57	24	..
Total Grain, pulse, and flour "	17,627,635	16,116,121	21,918,181	26,165,842	27,047,248	5,446,140	4,934,313	7,563,107	8,221,745	9,182,924
Hides and Skins, raw—										
Hides, raw—										
Buffalo hides { cwt	80,758	17,302	15,848	23,224	41,868	77,403	42,384	58,652	114,901	218,386
" { = no.	=71,893	=53,329	=55,072	=79,991	=139,958					
Cow hides { cwt	59,894	69,134	67,803	20,045	34,610	271,037	336,482	336,940	106,629	182,426
" { = no.	=518,601	=650,497	=490,970	=224,369	=312,814					
Other hides { cwt	77	29	166	85
" { = no.	=773	=320					
Total Hides, raw { cwt	90,729	86,465	83,741	43,269	76,478	348,606	878,951	395,592	221,530	400,612
" { = no.	=591,267	=704,146	=546,042	=304,360	=452,772					
Skins, raw—										
Goat skins { cwt	93	1,653	490	11,833
" { = no.	=5,957	=92,167					
Other skins { cwt	9	..	1	18	41	13	..	9	80	306
" { = no.	=176	..	=21	=1,816	=1,725					
Total Skins, raw { cwt	102	..	1	18	1,694	503	..	9	80	12,180
" { = no.	=6,183	..	=21	=1,816	=93,302					
Cuttings of hides and skins (raw) cwt	2,067	2,084	2,263	722	1,733	2,358	2,509	2,639	989	1,927
Total Hides and Skins (raw) { cwt	92,898	88,549	86,005	44,009	78,205	351,967	381,460	398,440	222,599	414,878
" { = no.	=597,400	=704,146	=546,063	=306,176	=546,664					
Horns, tips and pieces of horn, and hornmeal cwt	1,877	48	12	..	29	3,435	393	732	300	27
Jadestone "	4,194	4,381	5,626	3,108	2,769	54,871	36,450	75,360	80,002	63,613
Lac—										
Button "	..	14	51
Seed "	110	41	398	112
Shell "	62	15	37	1,012	176	256	53	138	17,333	1,608
Stick "
Other kinds (excluding lac-dye) "	664	23	37	413	30	126
Total Lac "	836	93	74	1,012	176	1,067	246	259	17,333	1,608
Leather—										
Hides, tanned or dressed—										
Buffalo hides { cwt	..	54	132	186	1,472
" { = no.	..	=408	=1,000					
Cow hides { cwt	412	785	736	352	44	2,096	4,238	4,640	1,741	255
" { = no.	=3,142	=6,048	=5,092	=2,950	=420					
Total hides, tanned or dressed { cwt	452	839	868	352	44	2,096	4,424	6,112	1,741	255
" { = no.	=3,142	=7,056	=6,092	=2,950	=420					

TRADE AT CHIEF PORT
RANGOON

(168)

No. 12—continued
EXPORTS—continued
INDIAN MERCHANDISE—continued

PRINCIPAL AND OTHER ARTICLES	QUANTITY					VALUE				
	1914-15	1915-16	1916-17	1917-18	1918-19	1914-15	1915-16	1916-17	1917-18	1918-19
BURMA—continued						£	£	£	\$	£
RANGOON—continued										
Leather—continued										
Skins, tanned or dressed (no.)	2 =280	24 =4,751	155 =35,810	297 =19,950	112 =13,655	30	214	2,546	2,548	1,837
Unwrought	450	30	2	801	40	23
Manufactures (excluding boots and shoes)	—	—	—	—	—	5	84	17	6	20
Total Leather	—	—	—	—	—	2,932	4,712	8,698	4,295	1,612
Manures—										
Bones	913	1,235	76	66	60	3,729	5,624	478	277	421
Fish manure and guano
Other kinds	59	24	114	..	10	372	116	1,182	..	35
Total of manures	972	1,259	190	66	70	4,101	5,740	1,660	277	456
Metals and Ores—										
Copper—										
Ore	..	876	2,343
Wrought and other manufactures	1	9	3
Total of Copper	—	—	—	—	—	9	2,346
Lead—										
Pig	129,982	216,919	207,025	211,388	184,450	114,805	238,935	359,268	339,488	284,265
Other sorts	1,061	4,619
Total of Lead	129,982	216,919	208,086	211,388	184,450	114,805	238,935	363,887	339,488	284,265
Tin—										
Ore	22	6	73	74	139	2,588	480	6,598	11,391	24,992
Unwrought (block)	..	1	1	8	5
Total Tin	—	—	—	—	—	2,588	488	6,603	11,391	24,992
Wolfram ore (a)	—	919	1,201	1,143	1,016	—	115,247	156,562	147,361	128,144
Zinc or spelter, all sorts	97,740	1,740	63,959	40	..	22,807	348	15,722	10	..
Metals, unenumerated	29	4	86	101	40	186	3	7
Ores, unenumerated	1,127	13	65	51	3	99,454	371	1,469	1,194	272
Total Metals	11,388	10,933	13,607	10,571	9,222	137,722	239,334	379,800	339,501	284,272
Total Ores	1,149	1,814	1,399	1,268	1,158	102,042	118,441	164,629	159,946	153,408
Total Metals and Ores	12,537	12,747	15,006	11,839	10,380	239,764	357,775	544,429	499,447	437,680
Oils—										
Essential	353	695	2,208	2,199	3,511	620	1,149	2,906	2,509	4,612
Mineral—										
Benzine benzol, petrol, and other motor spirits	21,588,245	25,190,961	24,637,848	18,934,711	—	136,819	162,053	153,937	120,205	—
Benzine (b)	—	—	—	—	22,600,532	—	—	—	—	141,253
Benzol, petrol and other motor spirits (b)	—	—	—	—	400	—	—	—	—	54
Kerosene	800	19
Other kinds	4,601,895	2,030,874	310,208	77,481	2,046,298	32,936	29,845	18,503	5,071	21,211
Total mineral oil	26,190,940	28,121,835	24,948,056	19,012,192	24,649,230	169,774	181,898	167,490	125,276	162,518
Vegetable, non-essential—										
Cotton seed	12,076	42,520	74,272	74,840	8,444	1,005	3,961	8,736	9,349	1,056
Groundnut	1,840	77,388	493,468	200,548	58,452	242	7,583	56,569	36,397	8,340
Other sorts	4,407	2	4,126	1,881	1,491	713	..	551	360	345
Total of Vegetable, non-essential	18,323	119,910	571,866	367,269	69,387	1,960	11,524	65,856	46,106	9,741
Total oils	26,209,616	28,242,441	25,522,125	19,381,660	24,721,128	172,354	194,571	230,302	178,891	176,871

(a) Separately recorded from April, 1918

(b) Separately recorded from April, 1918.

No. 12—continued
EXPORTS—continued

INDIAN MERCHANDISE—continued

PRINCIPAL AND OTHER ARTICLES	QUANTITY					VALUE				
	1914-15	1915-16	1916-17	1917-18	1918-19	1914-15	1915-16	1916-17	1917-18	1918-19
BURMA—continued						£	£	£	£	£
RANGOON—continued										
Oil-cakes—										
Cotton cake . . . cwt	86,121	71,392	63,850	4,000	22,964	19,269	14,199	11,695	800	6,824
Groundnut cake . . . "	841,873	776,482	545,772	34,809	122,035	155,830	147,257	94,799	6,002	27,802
Linseed, rape, and sesamum cake . . . "	4,495	1,899	..	321	..	672	399	..	18	..
Rape and sesamum cake(a) . . . "	1,578	458
Others . . . "	..	89	27
Total Oil-cakes . . . "	932,489	849,862	609,622	39,130	146,577	175,971	161,882	106,494	6,815	85,084
Paraffin wax . . . "	354,286	344,951	429,525	408,282	468,116	621,808	618,694	649,998	710,537	702,418
Plants, living (in- cluding bulbs) . . . value	561	242	89	110	..
Provisions and oil- man's stores . . . "	4,621	4,348	3,772	3,076	1,344
Railway plant and rolling-stock—										
Materials for con- struction (in- cluding sleepers of wood) . . . cwt	27,787	34,045	25,282	22,099	29,085	7,280	9,664	9,344	8,061	11,802
Other sorts . . . value	1,780
Rubber—										
Raw . . . lbs.	625,181	589,120	1,327,934	1,425,443	2,316,160	80,626	95,131	176,839	168,179	185,755
Manufactures . . . value	16	1
Seeds—										
Oil-seeds—										
Essential . . . cwt	608	550	464	184	..	266	377	296	99	..
Non-essential—										
Copra or coconut kernel . . . "	189	758	196	305
Cotton . . . "	5	1
Groundnuts . . . "	37,993	1	49,160	20,537	5,222	17,771	1	19,622	11,161	4,041
Sesamum (til or jinjili) . . . "	29	..	1,232	2,376	731	20	..	678	1,643	568
Other sorts . . . "	1,064	18	303	158	242	316	11	253	99	213
Other than oil- seeds . . . "	73	30	32	1,024	34	6
Total Seeds . . . "	39,959	1,352	45,253	23,255	6,195	19,594	728	20,556	13,002	4,827
Shells and Cowries—										
Shells—										
Shells, chank, sankil, large or- namental shells, etc. . . cwt	286	162	413	575	363	1,100
Tortoise shell, in- cluding nakhla or nakh . . . lbs
Total Shells . . . value	1	575	363	1,100
Specimens illustra- tive of natural science . . . "	774	454	674	297	..
Spices—										
Chillies . . . lbs	3,633,133	1,319,894	1,614,651	840,524	794,308	32,538	12,349	16,087	8,037	10,550
Other sorts . . . "	6,237	17,865	4,735	5,018	18,068	181	281	204	172	425
Total Spices . . . "	3,689,370	1,337,759	1,619,386	845,537	812,376	32,719	12,630	16,291	8,209	10,975
Textiles—										
Cotton—										
Raw . . . cwt	167,521	104,836	111,117	128,357	191,872	318,970	204,434	346,986	454,831	1,074,346
Kapok . . . "	26	123
Manufactures—										
Piece-goods . . . yards	393	1,308	10	29
Other sorts of manufactures . . . value	84	4	149	377	..
Total Cotton, raw and manufactures . . . "	318,964	204,467	347,136	455,208	1,074,474

TRADE AT CHIEF PORT
RANGOON

(170)

No. 12—continued

EXPORTS—continued

INDIAN MERCHANDISE—concluded

PRINCIPAL AND OTHER ARTICLES	QUANTITY					VALUE				
	1914-15	1915-16	1916-17	1917-18	1918-19	1914-15	1915-16	1916-17	1917-18	1918-19
BUKMA—continued										
B. WOOL—continued										
Textiles—continued										
Jute—										
Raw . . . tons	1	(9 cwt)	1	29	10	8
Manufactures—										
Gunny bags . . no.	10,000	176,800	180	4,622
Sacking gunny bags { tons = no.	=200	=60,000	=182,700	7	1,202	7,782
Other kinds . . cwt	..	127	1	16	20	..	127	3	33	228
Total Jute . . value	—	—	—	—	—	180	4,749	38	1,385	8,018
Silk—										
Raw—										
Wild silk, tasar, munga, eria, and others—										
Raw . . . lbs	340	87
Chasam or waste . "	21,763	9,603	9,053	10,495	16,111	1,634	815	788	1,048	1,995
Manufactures . value	—	—	—	—	—	59	28	10	20	..
Total Silk, raw and manufactures . "	—	—	—	—	—	1,780	843	798	1,063	1,995
Other textiles . "	—	—	—	—	—	229	1,084	1,840	76	59
Total of textiles . "	—	—	—	—	—	321,163	211,143	340,311	457,676	1,084,546
Tobacco—										
Unmanufactured . lbs	4,966,105	9,087,632	2,506,360	7,838,455	14,552,100	32,009	57,876	21,284	63,769	161,950
Manufactured—										
Cigars . . "	469,050	621,639	385,799	378,538	327,798	30,585	40,817	24,353	24,865	22,173
Other sorts . "	41,916	7,388	152	30	74,210	1,319	244	3	3	2,352
Total Tobacco . "	5,477,071	9,716,764	2,982,311	8,217,023	14,954,106	63,913	98,637	45,590	88,627	186,475
Wax of all kinds, other than paraffin wax (excluding candles) . cwt	321	349	376	227	197	1,179	1,296	1,555	1,000	814
Wood and timber—										
Timber, other than railway sleepers—										
Teakwood . cubic tons	37,230	25,461	23,944	13,737	27,463	469,269	320,842	304,358	195,702	385,716
Other timber . " "	624	333	275	67	71	3,332	1,266	1,267	517	811
Wood . . . value	—	—	—	—	—	30	20	24	7	20
Manufactures of wood, other than furniture and cabinetwork . "	—	—	—	—	—	1,229	1,549	861	319	434
Total Wood and timber . "	—	—	—	—	—	473,860	323,677	306,500	196,545	386,981
Articles exported by post . "	—	—	—	—	—	17,798	24,156	27,403	9,092	10,284
All other articles of merchandise—										
Unmanufactured . "	—	—	—	—	—	6,486	7,470	7,088	6,083	8,909
Manufactured . "	—	—	—	—	—	4,106	4,445	3,945	1,827	6,025
GRAND TOTAL (EXCLUDING GOVERNMENT STORES) . "	—	—	—	—	—	8,533,693	8,037,110	10,964,196	11,160,788	13,226,007

GOVERNMENT STORES

Articles—	1914-15	1915-16	1916-17	1917-18	1918-19	1914-15	1915-16	1916-17	1917-18	1918-19
Unmanufactured . value	—	—	—	—	—	£	£	£	£	£
Manufactured . "	—	—	—	—	—	412	583	27,225	122,101	26,183
Total . "	—	—	—	—	—	412	583	27,225	122,101	26,183

No. 12—continued

EXPORTS—continued

FOREIGN MERCHANDISE

PRINCIPAL AND OTHER ARTICLES	QUANTITY					VALUE				
	1914-15	1915-16	1916-17	1917-18	1918-19	1914-15	1915-16	1916-17	1917-18	1918-19
BURMA—continued						£	£	£	£	£
RANGOON—continued.										
Apparel (including drapery, uniforms, accoutrements, but excluding hosiery and boots and shoes) value	—	—	—	—	—	1,090	1,810	885	550	541
Carriages and cars (excluding railway carriages), and parts thereof "	—	—	—	—	—	2,064	1,001	2,358	1,515	208
Coal, coke, and patent fuel tons	974	1,048	..
Cordage and rope of vegetable fibre (excluding jute and cotton) cwt	..	137	231	838	364	413	1,550	..
Chemicals and chemical preparations (excluding chemical manures and medicines) value	—	—	—	—	—	1,167	698	958
Hardware, excluding cutlery and electro-plated ware "	—	—	—	—	—	2,683	3,091	2,597	3,682	3,300
Instruments, apparatus, and appliances, and parts thereof "	—	—	—	—	—	1,601	1,028	1,334	89	350
Jewellery (excluding imitation jewellery and precious stones and pearls, unset), also plate of gold and silver—										
Jewellery "	—	—	—	—	—	15	..	7	345	..
Plate of gold and silver "	—	—	—	—	—	1,342	889	208	..	200
Total jewellery (excluding imitation jewellery, etc.) "	—	—	—	—	—	1,357	889	210	345	200
Machinery and mill work "	—	—	—	—	—	2,352	688	1,764	1,271	4,488
Metals and Ores—										
Iron or steel—										
Bars and channel, tons	2	..	38	30	..	24	..	916	1,512	..
Old, for re-manufacture "	211	859	..	7	1	1
Others "	22	35	45	2	19	204	1,188	1,469	235	854
Total Iron or Steel "	235	35	83	32	19	1,177	1,188	2,412	1,748	855
Other metals "	2	1	6	132	220	810	45	..
Total of Metals and Ores "	237	36	89	32	19	1,309	1,403	3,222	1,793	855

TRADE AT CHIEF PORT
RANGOON

(172)

No. 12—concluded
EXPORTS—concluded

FOREIGN MERCHANDISE—continued

[PRINCIPAL AND OTHER ARTICLES]	QUANTITY					VALUE				
	1914-15	1915-16	1916-17	1917-18	1918-19	1914-15	1915-16	1916-17	1917-18	1918-19
BURMA—concluded						£	£	£	£	£
RANGOON—concluded										
Oils—										
Mineral . . . gals.	..	80	811,669	771,943	16	2,909	7,389	..
Paper and pasteboard—										
Paper . . . value	—	—	—	—	—	631	..	206
Pasteboard, mill-board, and cardboard of all kinds cwt	..	80	353
Total of Paper and Pasteboard . value	—	—	—	—	—	631	353	206
Provisions and Oilman's stores (excluding fish and fruits and vegetables) cwt	1,959	1,005	369	181	49	5,148	3,564	1,400	505	187
Railway plant and rolling-stock . . value	—	—	—	—	—	1,529	2	..	616	91,931
Rubber—										
Manufactures . . value	—	—	—	—	—	159	1,859	616	115	52
Textiles—										
Cotton—										
Twist and yarn . lbs	4,670	..	1,603	340	..	120
Manufactures—										
Piece-goods—										
Grey (unbleached) . yards	268	1,038	1,820	..	1,500	4	14	20	..	40
White (bleached) . "	2,800	31,823	6,296	600	..	52	908	248	40	..
Coloured, printed, or dyed . . "	78,313	194,526	240,154	152,491	102,100	1,485	4,026	6,529	8,051	4,396
Fents of all descriptions . "
Total of piece-goods . "	81,381	227,387	247,770	153,091	103,600	1,541	4,948	6,797	8,091	4,436
Other sorts of manufactures . value	—	—	—	—	—	1,071	79	1,547	87	96
Total Cotton manufactures (including twist and yarn) . "	—	—	—	—	—	2,952	5,027	8,464	8,178	4,532
Haberdashery and millinery . . "	—	—	—	—	—	1,368	1,515	1,829	250	17
Other textiles—										
Raw . . . cwt	1	..	19	42	..	727
Manufactured . value	—	—	—	—	—	712	181	1,357	187	661
Total of other textiles . "	—	—	—	—	—	754	181	2,084	187	661
Total textiles . "	—	—	—	—	—	5,074	6,723	12,377	8,615	5,210
Articles re-exported by post, .	—	—	—	—	—	1,049	3,449	2,613	2,687	4,022
All other articles of merchandise—										
Unmanufactured . "	—	—	—	—	—	479	105	54	..	1,545
Manufactured . "	—	—	—	—	—	6,396	4,612	5,391	3,692	3,562
GRAND TOTAL (EXCLUSIVE OF GOVERNMENT STORES) . "	—	—	—	—	—	35,888	31,713	39,728	36,376	116,501
GOVERNMENT STORES										
TOTAL VALUE . . .	—	—	—	—	—	792	1,370	5,790	2,380	94

IMPORTS AND EXPORTS

FROM AND TO EACH COUNTRY

ACCORDING TO THE COUNTRY OF CONSIGNMENT IN THE CASE OF IMPORTS, AND ACCORDING TO THE COUNTRY OF FINAL DESTINATION IN THE CASE OF EXPORTS, IN EACH OFFICIAL YEAR FROM 1914-15 TO 1918-19

UNITED KINGDOM

IMPORTS THEREFROM

ARTICLES	QUANTITY					VALUE				
	1914-15	1915-16	1916-17	1917-18	1918-19	1914-15	1915-16	1916-17	1917-18	1918-19
ANIMALS, LIVING—						£	£	£	£	£
Horses no.	80	164	211	130	161	15,077	35,877	57,049	50,339	42,673
Other kinds "	511	478	663	415	259	3,998	2,144	4,777	1,810	1,760
Total Animals, living . . . "	591	642	874	554	420	19,075	38,021	61,826	52,189	44,438
APPAREL (excluding HOSIERY AND BOOTS AND SHOES)—										
Apparel (including drapery, uniforms, accoutrements) value	—	—	—	—	—	229,458	272,942	346,389	269,834	474,310
Gold and silver thread "	—	—	—	—	—	2,589	867	1,989	69	408
Hats, caps, bonnets, and hatter's ware "	—	—	—	—	—	46,454	42,210	50,667	55,402	53,666
Lametta lbs	7,298	8,224	2,260	300	784	750	358	425	85	254
Second-hand clothing value	—	—	—	—	—	42,341	44,453	37,970	56,590	38,257
Water-proofed clothing "	—	—	—	—	—	9,155	12,412	7,434	8,387	5,950
Total Apparel, etc. "	—	—	—	—	—	330,747	373,242	453,874	389,307	577,845
ARMS, AMMUNITION, AND MILITARY STORES—										
Cartridge cases—										
Filled no.	6,605,566	5,892,743	6,656,079	1,627,328	159,623	21,361	18,267	26,240	7,149	1,563
Empty "	3,532,551	3,179,136	2,953,506	537,139	29,561	5,086	4,702	5,027	1,032	71
Total Cartridge cases "	10,138,117	8,981,879	9,610,485	2,164,467	189,204	26,447	22,969	31,267	8,151	1,634
Explosives—										
Blasting-fuse (a) { no. of coils	—	—	—	—	799,365	7,425	7,857	9,890	16,242	22,070
{ cwts	1,530	1,523	1,458	1,900	—	—	—	—	—	—
" gelatine "	7,477	2,741	—	—	642	53,294	19,561	—	—	3,392
Dynamite "	3,827	1,611	2,001	1,143	4,486	18,591	9,273	18,047	9,231	26,725
Gelatine dynamite "	1,392	1,974	9,467	10,122	11,174	8,666	12,918	63,393	72,840	75,392
Others "	5,238	2,088	3,844	1,920	2,278	23,222	21,172	29,994	16,878	26,234
Total Explosives value	—	—	—	—	—	111,198	70,781	121,124	115,186	153,822
Firearms, and parts thereof value	—	—	—	—	—	42,306	33,487	34,754	22,902	14,896
Gunpowder, common lbs	115,054	74,637	51,075	55,375	101,950	4,818	3,971	3,334	4,193	5,460
" sporting "	65,710	48,980	94,025	57,705	54,000	5,341	5,305	9,049	7,556	4,143
Other sorts value	—	—	—	—	—	11,444	14,444	13,445	10,837	17,140
Total Arms, ammunition, and military stores "	—	—	—	—	—	201,644	150,957	212,973	168,825	197,115
ART. WORKS OF (other than PICTURES) "	—	—	—	—	—	14,175	13,511	10,865	2,192	1,968
BELTING FOR MACHINERY—										
Of leather "	—	—	—	—	—	122,932	151,785	181,396	250,094	205,024
" other materials "	—	—	—	—	—	98,951	139,559	162,604	260,309	310,491
Total Belting for Machinery "	—	—	—	—	—	221,883	291,344	344,000	510,403	515,505
Bobbins (b) "	—	—	—	—	—	—	—	—	—	73,200

(a) Quantity shown in number of coils from April, 1918

(b) Separately recorded from April, 1918

UNITED KINGDOM—continued

IMPORTS THEREFROM—continued

ARTICLES	QUANTITY					VALUE				
	1914-15	1915-16	1916-17	1917-18	1918-19	1914-15	1915-16	1916-17	1917-18	1918-19
BOOKS, PRINTED, AND PRINTED MATTER (not being STATIONERY), including MAPS AND CHARTS . . . cwt	25,854	26,036	26,602	27,312	25,776	£ 294,656	£ 268,498	£ 282,288	£ 303,507	£ 323,028
BOOTS AND SHOES—										
Of leather . . . pairs	1,398,541	712,746	745,364	351,957	267,022	£11,386	£202,101	£259,460	£134,017	£124,859
„ other materials . . . „	343,733	315,159	424,132	191,800	189,244	£0,993	£26,187	£40,766	£21,767	£83,126
Total Boots and Shoes . . . „	1,742,274	1,027,905	1,169,496	543,757	437,166	£12,379	£228,278	£300,226	£155,684	£157,985
BRISTLES AND FIBRE FOR BRUSHES AND BROOMS cwt	115	206	172	293	108	£567	£1,157	£1,243	£1,193	£673
BRUSHES AND BROOMS doz.	39,993	38,538	52,824	47,154	32,604	£18,512	£18,073	£24,867	£26,481	£24,007
BUILDING AND ENGINEERING MATERIALS, other than OF IRON, STEEL, OR WOOD—										
Asphalt . . . cwt	66,153	108,961	74,386	49,002	15,046	£13,010	£26,199	£19,648	£16,008	£5,695
Bricks (a) . . . no.	3,243,128	4,209,466	2,101,814	1,968,802	—	£31,810	£60,450	£33,359	£81,486	—
Bricks (other than fire bricks) (b) . . . „	—	—	—	—	64,225	—	—	—	—	£1,081
Fire bricks (b) . . . „	—	—	—	—	2,125,199	—	—	—	—	£42,902
Cement . . . cwt	2,479,627	1,728,798	1,220,057	1,970,439	170,726	£393,733	£385,908	£304,487	£422,549	£87,980
Chalk and lime (excluding French chalk) . . . „	28,473	39,585	59,976	65,236	22,493	£2,741	£5,332	£10,885	£13,489	£3,090
Clay . . . „	68,104	67,648	52,905	41,414	37,503	£9,443	£10,938	£9,460	£9,029	£11,603
Pipes of earthenware . . . „	65,927	29,799	29,415	15,980	3,682	£21,241	£8,154	£9,604	£4,792	£1,901
Tiles . . . no.	7,144,921	6,452,537	10,055,977	5,893,810	6,628,507	£28,399	£29,355	£47,802	£43,167	£53,138
Other kinds . . . cwt	45,056	44,085	37,191	34,344	10,844	£27,168	£30,392	£34,802	£38,511	£15,695
Total Building and Engineering materials . . . value	—	—	—	—	—	£527,545	£506,728	£470,337	£576,681	£223,085
BUTTONS OF ALL SORTS (c) . . . „	—	—	—	—	—	—	£16,746	£20,060	£10,481	£6,630
CARDLES OF ALL KINDS lbs	1,549,883	940,274	941,369	298,228	37,251	£33,782	£25,394	£31,971	£11,967	£2,216
CANES AND RATTANS . . . cwt	206	3,164	38	85	—	£497	£1,634	£267	£226	—
CARRIAGES AND CARTS (excluding RAILWAY CARRIAGES), AND PARTS THEREOF—										
Carrriages and carts . . . no.	5,039	3,965	4,703	2,887	359	£30,043	£14,261	£17,112	£18,916	£10,072
Parts of carriages and carts (excluding rubber tyres) . . . value	—	—	—	—	—	£35,311	£30,704	£31,212	£17,307	£22,014
Perambulators and children's go-carts (b) . . . cwt	—	—	—	—	2,758	—	—	—	—	£8,411
Parts of Perambulators and children's go-carts (b) value	—	—	—	—	—	—	—	—	—	£215
Total Carriages and carts (excluding railway carriages), and parts thereof . . . „	—	—	—	—	—	£65,354	£44,965	£48,324	£36,223	£46,712
CHALK, FRENCH . . . cwt	1,837	2,351	1,286	295	205	£652	£1,015	£729	£325	£393
CHEMICALS AND CHEMICAL PREPARATIONS (excluding CHEMICAL MANURES AND MEDICINES)—										
Acids—										
Nitric . . . „	3,279	310	545	416	24	£7,430	£3,773	£2,952	£1,317	£176
Sulphuric . . . „	24,069	5,021	70	131	82	£21,524	£6,482	£472	£448	£176
Other sorts . . . „	5,771	5,093	5,341	4,166	3,846	£11,973	£21,701	£35,019	£33,901	£43,080
Total Acids . . . „	33,119	10,924	5,956	4,713	3,902	£40,927	£31,956	£38,443	£35,726	£49,432
Alum (b) . . . „	—	—	—	—	9,685	—	—	—	—	£12,316
Aluminous sulphates (d) . . . „	121,646	122,057	90,463	76,034	38,405	£4,893	£50,278	£52,622	£57,948	£19,966
Ammonia and salts thereof . . . „	11,338	13,255	10,053	11,866	6,372	£24,127	£34,676	£32,140	£44,853	£29,981
Arsenic and its oxides . . . „	174	332	1,088	313	264	£181	£499	£3,722	£1,360	£1,446
Bleaching materials . . . „	68,138	64,261	56,526	33,418	30,513	£30,674	£30,893	£51,493	£27,604	£43,795
Carbide of Calcium . . . „	2,845	2,726	3,878	744	321	£1,605	£1,754	£6,485	£670	£806
Copperas . . . „	15,007	30,883	30,240	11,201	61	£3,287	£11,106	£17,088	£5,005	£125
Disinfectants . . . „	24,256	24,130	29,409	27,956	25,008	£26,434	£30,914	£45,801	£52,483	£59,480
Potassium Compounds—										
Perchlorate of Potassium . . . „	4,141	993	1,085	40	39	£18,125	£5,021	£5,930	£693	£841
Other sorts . . . „	2,711	5,534	2,641	3,335	754	£7,994	£26,882	£27,277	£34,549	£13,657
Total Potassium Compounds . . . „	6,852	6,527	3,726	3,375	793	£25,519	£31,903	£33,216	£35,142	£14,498

(a) Sub-divided into "Bricks (other than fire bricks)" and "Fire bricks" from April 1918
 (b) Separately recorded from April, 1918
 (c) Separately recorded from April, 1915
 (d) Includes "Alum" prior to April, 1918

No. 13—continued
 UNITED KINGDOM—continued
 IMPORTS THEREFROM—continued

ARTICLES	QUANTITY					VALUE				
	1914-15	1915-16	1916-17	1917-18	1918-19	1914-15	1915-16	1916-17	1917-18	1918-19
CHEMICALS AND CHEMICAL PREPARATIONS (excluding CHEMICAL MANURES AND MEDICINES)—contd.						£	£	£	£	£
Soda compounds—										
Bicarbonate of Soda . cwt	108,616	120,252	108,424	90,298	145,041	35,927	42,584	46,500	47,865	98,949
Borax (including boric acid) ..	5,800	8,250	7,225	9,087	7,392	6,405	11,852	13,647	20,307	13,435
Caustic Soda (sodium hydroxide) ..	99,825	84,201	38,191	73,283	64,249	50,539	62,013	49,290	137,723	132,254
Sodium carbonate (Soda ash and Soda crystals) ..	452,501	552,585	363,554	693,851	555,707	116,304	157,057	128,412	285,979	269,240
Soda other sorts ..	84,547	41,666	41,397	62,078	36,717	28,142	70,488	107,913	141,002	116,276
Sulphur ..	10,012	4,466	2,168	271	33	2,847	2,019	1,628	379	87
Other sorts of Chemicals value	—	—	—	—	—	119,947	224,209	240,423	324,023	194,788
Total Chemicals and chemical preparations (excluding chemical manures and medicines) ..	—	—	—	—	—	556,851	799,240	808,827	1,219,976	1,050,964
CHINA CLAY (a) .. cwt	—	—	517,283	433,934	474,085	—	—	166,201	145,151	224,591
CLOCKS AND WATCHES AND PARTS THEREOF—										
Clocks and Time-pieces .. no.	15,542	9,166	3,756	803	1,162	6,685	4,172	2,821	1,510	1,936
Watches ..	40,096	32,681	30,309	4,621	8,689	47,235	7,710	5,482	1,090	16,495
Parts of clocks and watches .. value	—	—	—	—	—	2,688	2,001	2,423	1,461	1,585
Total Clocks and watches and parts thereof ..	—	—	—	—	—	16,608	13,883	10,726	4,001	20,014
COAL, COKE, AND PATENT FUEL—										
Coal .. tons	142,345	10,310	3,797	3,657	7,691	209,764	16,831	11,273	11,865	34,156
Coke ..	6,710	10,355	646	1,110	1,174	16,921	34,871	3,530	6,001	6,507
Patent fuel ..	230	6,897	2	4	—	492	10,871	52	152	—
Total Coal, coke, and patent fuel ..	149,285	27,562	4,445	4,771	8,865	227,177	62,573	14,861	17,018	40,663
COFFEE, other than ROASTED OR GROUND .. cwt	284	548	1,080	4	—	893	1,930	3,094	11	2
COIR ..	2,413	171	4,968	1,658	1,261	3,284	276	6,246	2,786	2,913
CORDAGE AND ROPE OF VEGETABLE FIBRE (excluding JUTE AND COTTON) ..	8,462	9,236	7,485	4,345	3,959	34,278	35,047	44,287	33,174	24,843
CORK MANUFACTURES ..	1,244	1,487	2,177	2,830	1,587	6,757	8,886	15,423	22,742	17,980
CUTLERY .. value	—	—	—	—	—	61,944	52,487	57,417	46,032	54,786
CYCLES (other than MOTOR CYCLES), AND PARTS THEREOF AND ACCESSORIES—										
Cycles, imported entire or in sections .. no.	23,731	18,979	13,079	10,759	6,329	86,068	87,420	60,108	64,256	47,560
Parts of Cycles and accessories (excluding rubber tyres) .. value	—	—	—	—	—	69,560	50,897	50,713	55,267	35,153
Total Cycles and parts thereof and accessories ..	—	—	—	—	—	145,628	138,307	110,821	119,523	82,713
DRUGS AND MEDICINES (excluding CHEMICALS AND NARCOTICS—										
Camphor .. lbs	52,425	1,600	2,561	685	701	1,667	184	234	134	187
Proprietary and patent medicines .. value	—	—	—	—	—	98,355	106,584	113,794	95,674	92,498
Quinine and alkaloids thereof (including Cinchona and Peruvian bark) (b) lbs	63,356	—	—	—	—	64,128	—	—	—	—
Quinine Salts—										
Quinine Sulphate or bisulphate (c) ..	—	45,076	23,183	16,240	8,721	—	50,484	47,308	26,380	15,783
Quinine Hydrochloride or dihydrochloride (c) ..	—	9,806	9,817	1,404	1,575	—	6,401	9,922	3,819	3,772
Others (c) ..	—	11,976	5,733	6,522	7,807	—	14,839	15,906	8,728	7,401
Sarsaparilla and preparations thereof .. value	—	—	—	—	—	559	1,461	865	530	1,190
Other sorts of drugs and medicines ..	—	—	—	—	—	199,016	238,981	311,369	218,701	277,283
Total Drugs and Medicines ..	—	—	—	—	—	353,725	424,934	490,489	354,466	398,131

(a) Separately recorded from April, 1915
 (b) Subdivided into "Quinine salts" and "Cinchona bark" from April, 1915
 (c) Separately recorded from April, 1915

No. 13—continued
 UNITED KINGDOM—continued
 IMPORTS THEREFROM—continued

ARTICLES	QUANTITY					VALUE				
	1914-15	1915-16	1916-17	1917-18	1918-19	1914-15	1915-16	1916-17	1917-18	1918-19
DYEING AND TANNING SUBSTANCES—										
Dyes obtained from coal tar—						£	£	£	£	£
Alizarine lbs	859,144	98,510	930,158	154,673	1,592,363	20,930	5,051	74,286	75,273	133,651
Aniline "	142,977	204,715	267,580	1,425,527	1,105,541	11,921	37,722	75,692	288,000	223,304
Others "	1,034	12	12,008	61	1	263
Total Dyes obtained from coal tar "	1,003,155	303,237	610,436	1,580,200	2,697,907	32,942	42,774	150,241	363,273	362,015
Indigo, synthetic . . cwts	59	39	4	22	7	670	1,213	64	232	29
Other sorts (including lac-dye) cwts	3,200	2,658	7,444	2,069	336	5,159	16,756	83,974	27,410	4,724
Total Dyeing and Tanning substances value	—	—	—	—	—	38,771	60,743	234,276	390,915	366,768
EARTHENWARE AND PORCELAIN (excluding PIPES OF EARTHENWARE)										
" "	—	—	—	—	—	206,014	208,016	149,649	128,938	176,180
ELECTROPLATED WARE										
" "	—	—	—	—	—	32,846	28,656	27,789	18,240	24,572
FIREWORKS										
" "	—	—	—	—	—	1,820	2,080	4,791	3,207	2,639
FISH (excluding CANNED FISH)—										
Fishmaws and sharkins . cwts	326	520	157	104	..	884	1,115	162	166	..
Fish, other sorts . . . "	259	46	93	37	4	525	65	371	106	11
Total Fish (excluding canned fish) "	585	566	256	141	4	1,409	1,210	533	272	11
FRUITS AND VEGETABLES—										
Fresh fruits and vegetables—										
Fresh fruits value	—	—	—	—	—	6,121	7,871	7,633	280	22
Fresh vegetables of all kinds "	—	—	—	—	—	94	29	26	10	..
Total Fresh fruits and vegetables "	—	—	—	—	—	6,215	7,900	7,659	290	22
Fruits and vegetables: dried, salted, or preserved, not being canned or bottled—										
Currants and raisins . . cwts	934	932	945	60	..	1,601	2,323	3,396	244	1
Other sorts "	4,173	1,434	1,383	120	115	6,527	5,565	6,789	607	272
Total Fruits and vegetables: dried, salted, etc. . . . "	5,157	2,416	2,328	170	115	8,128	7,788	10,185	851	273
Total Fruits and Vegetables value	—	—	—	—	—	14,343	15,688	17,844	1,150	295
FURNITURE AND CABINETWARE—										
Bedsteads "	—	—	—	—	—	19,490	15,829	27,967	14,927	8,189
Furniture of wood (other than bedsteads) "	—	—	—	—	—	7,639	7,903	5,005	2,669	3,379
Furniture of other materials (other than bedsteads) "	—	—	—	—	—	28,702	26,254	25,138	13,036	17,352
Mouldings "	—	—	—	—	—	2,090	659	687	592	322
Total Furniture and Cabinetware "	—	—	—	—	—	57,921	50,645	58,777	31,224	23,242
GLASS AND GLASSWARE—										
Bottles and phials—										
Soda water bottles . . gross	28,137	17,155	15,478	21,738	26,399	36,421	27,006	31,244	47,207	70,789
Others "	24,570	25,087	18,949	15,531	14,709	19,492	16,950	21,247	20,936	24,148
Funnels, globes, and glass parts of lamps . . value	—	—	—	—	—	7,336	8,323	10,476	7,066	5,860
Sheet and plate supl. feet	3,426,163	4,074,492	5,582,777	4,062,627	1,875,194	43,160	76,375	117,762	96,550	68,567
Table ware (including decanters, etc.) . . value	—	—	—	—	—	3,550	4,447	6,852	4,372	4,868
Other ware "	—	—	—	—	—	29,986	27,307	36,039	20,582	31,394
Total Glass and Glassware "	—	—	—	—	—	140,445	160,408	223,620	197,613	205,626

No. 13—continued
 UNITED KINGDOM—continued
 IMPORTS THEREFROM—continued

ARTICLES	QUANTITY					VALUE				
	1914-15	1915-16	1916-17	1917-18	1918-19	1914-15	1915-16	1916-17	1917-18	1918-19
						£	£	£	£	£
GRAIN, PULSES, AND FLOUR cwt	1,202	1,071	1,864	1,272	1,048	1,136	1,090	1,360	1,345	655
Graphite crucibles (a) "	—	—	—	—	451	—	—	—	—	1,695
GUMS AND RESINS—										
Rosin "	10,162	16,447	13,096	2,076	920	6,622	12,715	16,215	2,789	1,429
Other sorts "	2,549	2,991	2,084	3,675	2,522	2,569	2,197	2,808	5,210	4,834
Total Gums and Resins "	12,711	19,438	15,180	5,751	3,442	9,191	16,912	18,021	7,999	6,263
HAIR AND MANUFACTURES OF HAIR—										
Hair of all kinds "	309	253	126	90	189	2,302	1,794	1,096	1,401	3,028
Manufactures of hair, other than toilet requisites value	—	—	—	—	—	7,113	8,478	14,671	10,322	6,603
Total Hair and manufactures of hair "	—	—	—	—	—	9,415	10,272	15,767	11,723	9,631
HARDWARE, excluding CUTLERY AND ELECTROPLATED WARE—										
Agricultural implements "	—	—	—	—	—	76,665	59,786	79,660	67,509	88,470
Buckets of tinned or galvanized iron "	—	—	—	—	—	44,985	9,730	8,376	5,894	2,300
Builder's hardware, etc. "	—	—	—	—	—	53,390	60,576	63,244	29,383	26,333
Domestic "	—	—	—	—	—	40,427	31,370	36,464	20,943	16,137
Enamelled ironware "	—	—	—	—	—	10,464	7,607	11,101	14,716	17,397
Implements and tools, other than agricultural implements, etc. "	—	—	—	—	—	189,283	148,201	160,213	124,882	148,435
Lamps, metal no.	289,742	117,086	78,819	30,808	31,131	32,347	19,333	20,347	10,008	14,051
Parts of lamps other than glass value	—	—	—	—	—	24,269	22,905	17,955	19,936	22,503
Safes and strong boxes of metal no.	4,661	2,238	2,096	604	901	10,633	8,296	6,044	2,429	4,027
Other sorts value	—	—	—	—	—	720,514	689,770	816,105	452,361	427,700
Total Hardware, excluding Cutlery and Electroplated ware "	—	—	—	—	—	1,202,997	1,057,724	1,222,609	749,560	767,403
HIDES AND SKINS, RAW—										
Hides, raw { cwt = 575 = 9,284	638 = 8,279	1,216 = 15,955	1,379	1,613	4,157
Skins { cwt = 12 = 602	1 = 603	1	112	22	1
Total Hides and Skins, Raw { cwt = 597 = 9,886	638 = 8,279	1,217 = 16,558	1	1,491	1,613	4,179	1
Hops cwt	671	572	1,953	1,192	1,104	5,022	4,126	16,247	11,124	15,613
INSTRUMENTS, APPARATUS, AND APPLIANCES, AND PARTS THEREOF—										
Electrical—										
Electric fans and parts thereof value	—	—	—	—	—	29,497	18,753	22,665	13,050	14,753
Electric lamps and parts thereof "	—	—	—	—	—	24,462	40,347	46,743	45,779	51,718
Electric wires and cables "	—	—	—	—	—	140,068	144,614	178,665	42,022	33,236
Other sorts "	—	—	—	—	—	290,225	256,832	309,490	153,344	158,489
Total Instruments, electrical "	—	—	—	—	—	492,252	460,546	557,563	254,195	258,201

(a) Separately recorded from April, 1918

UNITED KINGDOM—continued

IMPORTS THEREFROM—continued

ARTICLES	QUANTITY					VALUE				
	1914-15	1915-16	1916-17	1917-18	1918-19	1914-15	1915-16	1916-17	1917-18	1918-19
						£	£	£	£	£
INSTRUMENTS, APPARATUS, AND APPLIANCES, AND PARTS THEREOF—contd.										
Musical—										
Organs and Harmoniums, complete no.	133	42	106	49	18	1,091	573	885	219	470
Pianos and Piano-players complete "	378	375	439	249	132	12,109	14,206	17,208	10,838	6,309
Talking Machines and accessories (a) value	—	—	—	—	—	21,677	23,623	—	—	—
Talking machines (b) no.	—	—	811	970	732	—	—	6,396	5,162	3,486
Records (b) "	—	—	7,881	11,065	57,741	—	—	1,145	1,418	8,488
Accessories (b) value	—	—	—	—	—	—	—	15,078	8,607	5,698
Other sorts, including parts of musical instruments "	—	—	—	—	—	18,291	14,810	13,087	10,047	9,284
Total Instruments, musical "	—	—	—	—	—	53,168	63,217	53,790	36,939	34,035
Optical "	—	—	—	—	—	17,040	11,508	10,303	7,874	6,084
Photographic "	—	—	—	—	—	53,940	59,459	77,632	76,582	62,850
Scientific and philosophical "	—	—	—	—	—	63,177	48,094	55,531	50,908	51,823
Surgical "	—	—	—	—	—	49,360	41,808	58,577	40,272	45,076
Other kinds "	—	—	—	—	—	27,219	22,814	31,858	8,408	10,639
Total Instruments, Apparatus, and Appliances, and parts thereof "	—	—	—	—	—	766,656	697,446	844,763	475,178	469,308
IVORY—										
Unmanufactured lbs	146,467	122,560	131,586	129,806	128,312	84,114	76,266	91,104	85,145	72,686
Manufactured value	—	—	—	—	—	5,443	9,737	4,145	7,769	4,302
Total Ivory "	—	—	—	—	—	89,557	86,003	95,249	92,914	76,988
JEWELLERY, ALSO PLATE OF GOLD AND SILVER—										
Jewellery "	—	—	—	—	—	21,521	25,474	12,887	6,487	10,819
Plate of gold and silver "	—	—	—	—	—	21,946	14,868	15,087	11,126	10,198
Total Jewellery, also plate of gold and silver "	—	—	—	—	—	43,467	40,342	27,974	17,613	21,017
LEATHER—										
Hides, tanned or dressed or { cwts =7,950 =5,610 =4,780 =3,492 =664 } 12,498 14,515 12,320 4,718 1,689	690	730	469	187	60	}	}	}	}	}
Skins, tanned or dressed or { cwts =276,019 =312,363 =335,591 =302,349 =257,077 } 48,221 58,737 68,469 99,442 87,707	1,270	1,515	1,413	1,268	1,093					
Total Hides and Skins, tanned or dressed or { cwts =283,969 =317,973 =370,371 =305,841 =257,741 } 60,719 73,252 80,789 104,160 89,395	1,960	2,245	1,881	1,455	1,153					
Unwrought cwts	2,082	2,598	2,290	1,009	1,285	24,518	39,280	40,843	22,393	25,535
Manufactures (excluding boots and shoes and belting for machinery)—										
Bags and trunks value	—	—	—	—	—	8,375	4,806	5,598	3,627	2,837
Saddlery and harness "	—	—	—	—	—	18,317	8,325	15,466	10,463	14,769
Other sorts "	—	—	—	—	—	55,140	58,597	69,905	43,995	48,460
Total Leather manufactures "	—	—	—	—	—	81,832	71,728	89,969	58,085	66,066
Total Leather "	—	—	—	—	—	167,069	184,260	211,601	184,638	181,024

(a) Sub-divided into "Talking machines," "Records" and "Accessories" from April, 1916
 (b) Separately recorded from April, 1916

No. 13—continued
 UNITED KINGDOM—continued
 IMPORTS THEREFROM—continued

ARTICLES	QUANTITY					VALUE				
	1914-15	1915-16	1916-17	1917-18	1918-19	1914-15	1915-16	1916-17	1917-18	1918-19
						£	£	£	£	£
LIQUORS, including METHYLATED AND PERFUMED SPIRITS—										
Ale, beer, and porter (a)—										
In bottle (b) . . . gals.	1,010,044	973,662	—	—	—	129,575	146,148	—	—	—
" bulk (b) . . . "	2,186,070	1,552,525	—	—	—	130,548	104,261	—	—	—
Ale and beer (c)—										
In bottle . . . "	—	—	698,273	460,818	391,402	—	—	133,123	108,904	115,456
" bulk . . . "	—	—	1,072,056	232,462	70,797	—	—	86,900	24,115	9,532
Stout and porter (c)—										
In bottle . . . "	—	—	109,130	180,414	128,978	—	—	24,707	38,760	47,584
" bulk . . . "	—	—	19,446	4,025	1,630	—	—	1,578	1,213	621
Cider and other fermented liquors . . . "	11,516	14,868	15,152	12,982	8,882	2,724	3,667	4,367	4,280	3,568
Spirit—										
Brandy "	22,107	16,680	16,598	23,817	59,491	16,510	13,651	16,525	20,211	90,014
Gin "	50,070	51,829	73,045	41,262	81,828	18,720	18,281	33,670	30,241	46,083
Liqueurs "	4,408	5,146	4,604	4,489	5,366	6,666	8,035	7,431	9,183	11,836
Rum "	9,817	9,194	8,157	16,392	4,419	2,964	3,050	3,748	6,118	4,116
Whisky "	677,026	684,421	673,009	615,591	522,103	303,436	330,075	445,435	597,225	674,441
Spirit, present in drugs, medicines, or chemicals "	78,454	75,168	79,307	73,155	68,600	78,359	71,830	88,897	102,360	111,603
Spirit, perfumed "	8,000	8,035	11,278	7,324	9,973	31,344	27,293	41,351	35,370	59,084
Other sorts "	16,569	16,765	18,239	8,991	13,411	19,433	23,534	40,304	22,536	39,712
Total Spirit "	865,251	867,188	885,227	21,051	715,231	477,437	500,749	677,361	832,104	1,036,881
Wines—										
Champagne and other sparkling wines "	10,159	13,435	13,709	10,040	9,143	19,117	28,697	32,254	23,510	23,556
Port "	59,319	64,534	80,427	66,051	53,889	34,767	36,911	48,653	45,391	48,278
Still red wines, other than Port "	9,430	11,752	14,497	10,188	12,641	4,784	5,592	7,756	6,276	9,612
Sherry, Madeira, and Marsala "	17,736	18,121	21,492	15,913	13,046	11,550	11,209	13,889	11,986	13,571
Still white wines, other than Sherry, Madeira, and Marsala "	2,293	2,046	1,454	1,128	1,135	1,284	1,342	1,115	1,214	1,319
Other sorts, including Vermouth, etc. "	16,932	16,445	18,489	15,822	15,205	6,766	6,928	9,156	8,918	12,822
Total Wines "	115,779	125,333	150,068	119,142	105,999	78,268	90,879	112,773	97,296	108,659
Total Liquors "	4,188,660	3,534,476	2,049,352	1,781,704	1,422,060	818,552	845,504	1,040,890	1,106,761	1,322,192
MACHINERY AND MILLWORK—										
Prime-movers (other than electrical)—										
Locomotives (excluding those for Railways), value "	—	—	—	—	—	86,810	52,145	40,285	9,731	4,562
Others "	—	—	—	—	—	428,185	268,317	239,052	109,647	96,879
Total Prime-movers "	—	—	—	—	—	514,995	320,462	289,337	119,378	100,441
Electrical machinery of all kinds, not including instruments, apparatus, and appliances, and parts thereof—										
Generators "	—	—	—	—	—	14,147	8,448	13,038	4,346	609
Motors "	—	—	—	—	—	74,347	50,370	76,889	27,544	24,581
Other kinds "	—	—	—	—	—	243,374	128,675	153,031	92,102	108,187
Total Electrical machinery "	—	—	—	—	—	331,868	187,493	242,758	124,084	133,377

(a) Sub-divided into "Ale and beer" and "Stout and porter" from April, 1916
 (b) Separately recorded during the years 1914-15 and 1916-16
 (c) Separately recorded from April, 1916

UNITED KINGDOM—continued—
IMPORTS THEREFROM—continued

ARTICLES	QUANTITY					VALUE				
	1914-15	1915-16	1916-17	1917-18	1918-19	1914-15	1915-16	1916-17	1917-18	1918-19
						£	£	£	£	£
MACHINERY AND MILLWORK—										
<i>contd.</i>										
Machinery, not being prime-movers or electrical machinery—										
Aerated water making machinery . . . value	—	—	—	—	—	3,250	1,687	705	578	1,071
Agricultural machinery "	—	—	—	—	—	15,079	10,764	2,439	403	109
Boilers "	—	—	—	—	—	183,484	136,156	117,986	52,047	41,821
Metal working machinery (including machine tools) . . . "	—	—	—	—	—	6,210	1,994	3,534	1,446	2,276
Mining machinery—										
Coal "	—	—	—	—	—	5,568	8,152	6,891	6,022	2,336
Other sorts "	—	—	—	—	—	42,967	55,184	57,762	11,322	6,759
Total Mining machinery "	—	—	—	—	—	48,530	63,336	64,653	17,344	9,095
Oil crushing and refining machinery "	—	—	—	—	—	8,489	11,316	7,940	3,552	9,561
Paper mill machinery "	—	—	—	—	—	14,261	15,769	30,408	28,842	30,664
Refrigerating machinery "	—	—	—	—	—	10,891	6,436	11,074	2,243	1,200
Rice and flour mill machinery "	—	—	—	—	—	33,861	20,156	21,585	14,589	22,682
Saw mill and wood-working machinery "	—	—	—	—	—	22,492	11,552	11,838	4,493	22,026
Sewing and knitting machines and parts thereof—										
Sewing and knitting machines . . . no.	45,054	38,962	71,646	46,107	23,965	203,655	174,894	343,998	237,742	100,061
Parts of sewing and knitting machines and accessories value	—	—	—	—	—	15,159	17,000	30,326	23,830	44,451
Sugar machinery "	—	—	—	—	—	31,009	15,767	15,984	1,973	4,166
Tea machinery "	—	—	—	—	—	107,299	87,432	140,906	79,402	96,179
Textile machinery—										
Cotton "	—	—	—	—	—	939,978	769,179	796,866	679,957	909,955
Jute "	—	—	—	—	—	579,485	599,494	682,032	413,325	362,594
Other sorts "	—	—	—	—	—	18,960	25,468	13,559	20,291	43,736
Total Textile machinery "	—	—	—	—	—	1,538,423	1,394,136	1,492,457	1,113,573	1,316,285
Typewriters—										
Typewriters . . . no.	1,357	1,013	690	305	150	17,043	13,136	8,540	3,220	1,437
Parts of typewriters and accessories value	—	—	—	—	—	2,330	1,826	2,435	2,403	2,221
Other sorts of machinery (excluding printing machinery) "	—	—	—	—	—	563,126	387,360	387,478	234,755	199,524
Total Machinery and Millwork "	—	—	—	—	—	3,721,939	2,878,651	3,206,381	2,066,902	2,138,911
MANURES—										
Artificial and mineral manures tons	1,027	1,919	1,280	90	10	7,727	14,046	9,944	1,496	277
Other kinds "	407	340	5	5	..	2,342	2,217	126	51	20
Total Manures "	1,434	2,259	1,285	95	10	10,069	16,263	10,070	1,547	297

No. 13—continued

UNITED KINGDOM—continued

IMPORTS THEREFROM—continued

ARTICLES	QUANTITY					VALUE				
	1914-15	1915-16	1916-17	1917-18	1918-19	1914-15	1915-16	1916-17	1917-18	1918-19
						£	£	£	£	£
MATCHES—										
Safety . gross of boxes	56,144	3,415	46,440	6,521	7	2,872	308	4,389	654	1
Other sorts	80,941	12	110	..	5,598	4,962	4	32	..	1,084
Total Matches	137,085	3,427	46,550	6,521	5,605	7,839	312	4,371	664	1,085
METALS AND ORES—										
Aluminium—										
Unwrought (ingots, blocks, bars) . cwt	1,172	1,210	1	29	..	5,184	5,511	12	190	16
Wrought—										
Circles and sheets	3,722	6,873	6	2	..	21,571	42,687	70	47	..
Other manufactures	473	276	192	8	5	3,588	2,524	1,819	197	122
Total Aluminium	5,367	8,359	199	39	5	30,343	50,722	1,901	434	138
Brass, Bronze, and similar Alloys—										
Unwrought	571	478	722	260	884	3,100	3,225	4,949	2,049	9,546
Wrought—										
Mixed or yellow metal, for sheathing	158,960	20,634	8,252	631	1,133	559,143	80,784	59,073	5,784	6,692
Other sorts	7,076	8,553	5,968	2,630	2,364	31,330	45,636	52,629	23,049	21,237
Total Brass, etc.	166,607	29,669	14,942	8,521	4,381	593,663	129,645	114,651	31,782	37,475
Copper—										
Old, for re-manufacture	240	144	29	45	40	701	477	94	197	189
Unwrought—										
Tiles, ingots, cakes, bricks, and slabs	7,295	4,022	976	183	66	25,442	18,924	6,647	1,648	445
Other sorts	353	1,380	697	69	101	1,405	6,641	4,782	519	808
Wrought—										
Braziers and sheets	63,671	23,995	1,270	754	5,457	254,676	121,471	9,113	4,267	85,149
Wire, excluding wire of telegraph and telephone	3,690	5,176	4,785	444	592	15,345	25,737	29,567	4,114	3,581
Other manufactures	24,972	10,537	5,198	2,664	5,038	93,723	55,376	44,216	22,612	38,482
Total Copper (excluding ore)	100,221	60,154	12,955	4,159	11,204	391,298	228,626	94,419	33,357	78,654
German-silver	7,769	2,285	593	151	36	41,329	18,256	5,026	1,639	250
Iron—										
Pig tons	5,415	6,329	1,292	165	67	22,586	40,395	11,393	1,366	749
Manufactures—										
Angle, bolt, and rod	724	1,372	3,938	1,585	313	5,024	16,768	77,577	39,008	8,558
Bars and channel	6,658	8,467	16,690	8,658	1,580	69,364	110,680	317,302	193,080	53,080
Rice-bowls	3,723	2,005	1,300	467	380	49,306	36,400	23,778	9,959	18,747
Total Iron (excluding ore)	16,520	19,573	23,420	10,875	2,340	147,180	204,333	430,065	244,033	71,134
Iron or Steel—										
Anchors and cables	1,407	763	850	315	353	23,847	18,521	26,519	12,899	14,700
Beams, pillars, girders and bridgework	45,181	20,378	3,080	771	508	404,773	221,660	46,018	16,509	12,346
Bolts and nuts	2,650	3,215	2,746	1,274	597	64,681	92,080	99,971	57,397	31,416
Hoops and strips	19,353	23,087	25,841	14,381	14,435	194,027	315,829	553,819	459,720	470,077
Nails, rivets, and washers	4,436	7,954	9,792	2,120	2,140	71,126	160,332	270,568	80,214	96,900
Old, for re-manufacture	3,236	975	1,295	470	719	10,471	2,980	5,664	2,479	3,738
Pipes and fittings, cast	27,021	21,371	13,120	6,356	5,314	259,436	234,581	134,464	91,991	109,066
Rolls, chairs, and fish-plates (excluding those for railways)	1,853	2,711	2,742	123	48	18,181	31,229	39,115	4,636	2,747
Screws	1,642	1,235	636	86	78	59,399	56,769	39,025	7,919	8,081
Sheets and plates—										
Galvanised	152,357	49,106	6,360	1,303	1,533	1,932,662	792,924	185,093	43,365	56,938
Tinned	49,746	35,502	27,579	21,965	26,220	741,550	673,334	311,910	739,327	961,453
Not galvanised or tinned	23,138	35,098	17,971	2,018	9,707	243,603	410,577	356,229	57,924	399,701
Total Sheets and plates	230,241	119,706	52,410	25,306	37,460	2,917,815	1,876,835	1,363,232	840,617	1,418,092

No. 13—continued
 UNITED KINGDOM—continued
 IMPORTS THEREFROM—continued

ARTICLES	QUANTITY					VALUE				
	1914-15	1915-16	1916-17	1917-18	1918-19	1914-15	1915-16	1916-17	1917-18	1918-19
METALS AND ORES—contd.						£	£	£	£	£
Iron or Steel—contd.										
Tubes, pipes and fittings, wrought . . . tons	13,603	10,343	8,586	6,901	6,259	238,720	238,937	260,079	254,549	275,419
Wire "	3,320	5,081	4,729	601	278	81,894	140,257	198,579	28,598	11,967
Wire rope (a) "	—	—	—	—	1,204	—	—	—	—	81,087
Other manufactures of iron or steel "	22,140	23,253	9,812	1,955	767	291,090	295,908	184,314	89,626	27,033
Total Iron or Steel "	376,083	239,962	135,628	60,119	70,654	4,640,460	3,686,118	3,361,367	1,047,154	2,563,019
Steel—										
Angle and spring "	13,146	12,296	7,092	2,413	1,446	97,727	138,116	123,926	48,984	41,076
Bars and channel "	13,912	16,094	8,361	2,832	1,937	108,522	181,782	167,951	99,331	66,142
Cast "	1,733	1,334	2,140	588	433	39,728	36,507	67,410	33,872	36,885
Ingots, blooms, billets, and slabs "	109	92	75	2	113	1,231	1,824	1,539	86	3,509
Total Steel "	28,900	29,816	17,677	5,835	3,920	247,208	363,229	360,826	152,223	147,211
Lead—										
Unwrought—										
Ore "	105	92	62	2	7	2,448	2,587	2,188	74	403
Pig cwt	26,296	23,518	6,453	12	9	20,651	20,022	9,601	27	13
Other sorts "	424	172	545	93	172	301	240	920	130	414
Wrought—										
Sheets, pipes, and tubes "	15,890	17,853	16,889	2,837	3,661	19,105	27,017	34,951	6,558	8,376
Sheets for tea chests "	34,938	49,038	50,916	39,167	41,229	51,812	77,639	109,010	94,869	104,301
Other sorts "	8,704	9,454	6,035	1,098	503	11,747	15,902	14,035	4,092	2,207
Total Lead (excluding ore) "	66,252	100,035	79,638	43,207	48,565	112,676	149,380	168,517	105,676	115,401
Quicksilver lbs	92,570	192,208	115,078	57,744	72,419	8,945	42,820	27,847	17,207	24,764
Solder cwt	6,708	7,792	7,735	3,185	609	28,754	37,592	42,017	18,590	3,793
Tin—										
Unwrought (blocks, ingots, bars, and slabs) "	4,426	2,522	1,422	754	1,011	33,872	22,414	18,896	8,777	3,493
Wrought (including plates or sheets, not being tinned iron) "	168	339	268	182	263	1,322	1,544	8,289	1,205	1,407
Total Tin "	4,594	2,861	1,690	936	1,324	35,194	23,958	17,165	9,982	4,000
Zinc or spelter—										
Unwrought "	22,564	2,976	1,139	243	17	30,424	7,631	7,070	726	73
Wrought or manufactured "	7,425	7,673	10,953	4,695	3,204	13,204	27,666	55,516	21,652	12,364
Other sorts "	161	322	162	338	3	166	1,190	478	1,073	9
Total Zinc or spelter "	30,150	10,971	12,254	5,276	3,224	43,794	36,387	63,064	28,461	12,466
Metals, unenumerated "	11,105	12,787	7,858	8,327	10,242	28,639	31,895	37,974	29,070	34,342
Ores, unenumerated tons	205	826	132	63	—	2,761	16,565	4,899	2,997	5
Total Metals (excluding ores) "	442,483	800,682	183,652	80,295	80,041	6,349,483	4,988,470	4,616,829	2,614,608	3,094,147
Total Ores "	310	918	104	65	7	5,209	19,102	7,087	2,881	408
Total Metal and Ores "	442,793	301,600	183,846	80,360	80,051	6,354,692	5,007,572	4,623,916	2,617,489	3,094,556

(a) Separately recorded from April, 1918

No. 13—continued
 UNITED KINGDOM—continued
 IMPORTS THEREFROM—continued

ARTICLES	QUANTITY					VALUE				
	1914-15	1915-16	1916-17	1917-18	1918-19	1914-15	1915-16	1916-17	1917-18	1918-19
						£	£	£	£	£
MOTOR CARS AND MOTOR CYCLES AND PARTS THEREOF—										
Motor cars no.	1,850	787	489	39	21	887,279	216,851	163,114	11,011	10,285
Motor cycles "	1,251	964	1,125	76	77	58,291	47,393	56,856	3,620	4,247
Motor wagons "	34	32	86	8	4	17,060	20,408	47,536	3,294	2,736
Parts of motor cars and motor cycles and accessories, (excluding rubber tyres) value	—	—	—	—	—	77,511	86,931	128,802	85,187	60,682
Total Motor cars and motor cycles, etc. . . . "	—	—	—	—	—	540,141	371,533	396,408	104,012	77,950
Oils—										
Animal gals.	783,574	711,906	539,483	289,568	14,061	82,135	68,816	71,110	49,076	2,441
Essential "	3,470	3,959	3,912	3,690	4,763	10,704	10,710	11,472	12,272	13,345
Mineral—										
Fuel oils "	1,162,861	6	560,606	9	30,185	9,151	4	5,544	5	407
Lubricating oils "	3,118,000	1,974,310	2,161,552	1,176,105	1,317,260	163,703	119,323	192,617	125,028	107,872
Other kinds "	121,731	70,272	81,518	40,778	71,054	12,125	9,073	12,533	10,001	15,204
Total Mineral oils "	4,403,492	2,044,597	2,803,676	1,224,892	1,425,049	184,979	128,400	210,694	135,094	213,483
Vegetable, non-essential—										
Castor "	10,043	50,773	1,573	9	—	789	3,879	291	3	—
Linseed "	359,676	286,895	134,014	62,352	287	49,646	43,426	29,385	17,003	31
Other sorts "	27,260	24,873	27,712	14,379	7,805	3,772	3,443	5,595	3,423	1,677
Total Oils, vegetable, non-essential "	396,979	342,541	163,299	76,739	8,092	54,207	50,748	35,271	21,334	1,768
Total Oils "	5,587,516	3,103,098	3,510,370	1,574,584	1,451,965	332,025	258,676	328,547	217,776	231,027
OIL-CLOTH AND FLOOR CLOTH sq. yards										
	992,793	797,631	928,686	543,452	348,627	43,271	42,775	53,370	38,595	53,060
OPPIUM lbs										
	224	109	292	174	225	1,209	1,893	3,175	2,129	3,209
PACKING—ENGINE AND BOILER—OF ALL KINDS, including ARBESTOS value										
	—	—	—	—	—	36,881	36,275	46,010	50,027	53,366
PAINTS AND PAINTERS' MATERIALS—										
Paints and Colours—										
White and red lead cwts	50,060	33,647	38,465	15,721	4,583	68,072	62,216	96,108	45,142	10,936
Other sorts "	214,693	201,786	200,326	147,190	95,041	282,793	343,832	455,664	350,777	247,800
Total Paints and Colours "	264,753	240,433	238,791	162,911	100,229	350,870	406,048	651,772	404,919	258,736
Painters' materials—										
Turpentine "	8,062	7,034	6,309	3,266	736	14,823	13,669	16,426	12,514	4,799
Other kinds value	—	—	—	—	—	76,659	72,622	99,213	75,833	53,656
Total Painters' materials "	—	—	—	—	—	91,487	86,291	115,639	88,347	58,455
Total Paints and Painters' Materials "	—	—	—	—	—	442,357	492,339	667,411	493,266	317,191
PAPER AND PASTEBOARD—										
Packing paper cwts	127,089	91,784	16,310	6,629	4,826	48,724	51,979	26,802	17,703	21,616
Printing paper "	169,296	132,867	111,504	26,263	11,851	167,951	151,557	242,665	81,982	57,143
Writing paper and envelopes value	—	—	—	—	—	123,319	134,344	265,805	140,115	119,878
Other kinds of paper(a) cwts	350,311	273,083	75,894	28,936	11,447	220,344	205,807	189,524	160,062	73,853
Paper manufactures(b) value	—	—	—	—	—	—	—	—	—	77,280
Pasteboard, millboard, and cardboard of all kinds cwts	22,983	26,404	10,052	6,163	3,202	18,224	18,835	13,470	13,150	7,766
Total Paper and Pasteboard value	—	—	—	—	—	578,562	562,522	738,266	413,012	357,536

(a) Include " Paper manufactures " prior to April, 1918
 (b) Separately recorded from April, 1918

No. 13—continued
 UNITED KINGDOM—continued
 IMPORTS THEREFROM—continued

ARTICLES	QUANTITY					VALUE				
	1914-15	1915-16	1916-17	1917-18	1918-19	1914-15	1915-16	1916-17	1917-18	1918-19
						£	£	£	£	£
PAPER-MAKING MATERIALS cwt	58,711	610	31,847	556
PARAFFIN WAX .. "	435	1,768	440	17	..	603	2,416	796	78	..
PERFUMERY (not being PERFUMED SPIRITS) value	—	—	—	—	—	1,470	613	390	582	211
PITCH, TAR, AND DAMBER cwt	179,501	167,033	189,374	123,314	79,333	54,153	56,500	63,850	48,696	49,166
PLANTS, LIVING (including BULBS AND SEEDS FOR SOWING) value	—	—	—	—	—	1,596	1,661	1,454	545	476
POLISHES—										
Polishes and compositions for application to leather .. "	—	—	—	—	—	34,233	30,538	65,727	59,172	43,880
Polishes and compositions for application to metals, etc. .. "	—	—	—	—	—	19,445	24,004	35,337	42,353	39,670
Total Polishes .. "	—	—	—	—	—	53,729	54,542	101,064	101,525	83,550
PRECIOUS STONES AND PEARLS, UNSET .. "	—	—	—	—	—	50	..	8,409	48	105
PRINTING AND LITHOGRAPHING MACHINERY AND MATERIALS (excluding PAPER)—										
Printing and lithographing presses .. "	—	—	—	—	—	36,150	8,382	4,245	2,542	2,761
Printing type .. cwt	2,087	1,134	982	874	517	14,524	9,878	7,586	7,473	4,940
Other materials .. value	—	—	—	—	—	36,224	23,100	27,816	22,414	21,935
Total Printing and Lithographing machinery and materials .. "	—	—	—	—	—	86,907	41,360	39,647	32,429	29,636
PRINTS, ENGRAVINGS, AND PICTURES—										
Photographs and picture post cards .. "	—	—	—	—	—	1,667	1,428	1,473	1,043	417
Others .. "	—	—	—	—	—	12,310	5,751	4,065	2,911	3,177
Total Prints, Engravings and Pictures .. "	—	—	—	—	—	13,977	7,179	5,538	3,954	3,594
PROVISIONS AND OILMAN'S STORES—										
Bacon and hams .. lbs	1,602,760	1,390,922	1,401,513	136,825	72,695	81,715	73,955	90,949	9,300	4,557
Biscuits and cakes .. "	6,225,219	5,606,392	7,359,772	170,485	30,729	211,490	210,933	312,705	9,200	2,774
Butter (including canned) .. "	117,690	63,623	86,081	3,732	925	8,867	5,228	7,581	490	130
Cheese (including canned) .. "	504,930	403,169	509,325	51,548	22,932	23,464	23,381	34,861	5,313	2,979
Cocoa and chocolate .. "	415,992	567,494	745,824	65,990	3,149	27,844	39,652	57,872	5,889	388
Farinaceous and patent foods .. cwt	33,983	31,238	30,952	6,417	7,776	114,907	119,993	118,406	82,182	45,590
Jams and jellies .. lbs	1,861,283	2,125,962	1,429,314	95,695	191,718	42,708	53,955	46,750	3,572	6,021
Lard .. "	44,335	36,666	37,581	2,724	2,240	1,800	1,529	1,996	198	96
Milk, condensed and preserved (including milk cream) .. "	4,760,942	3,070,030	4,089,419	1,522,405	25,564	130,514	108,159	131,317	55,218	704
Pickles, chutnies, sauces, and condiments .. cwt	5,600	4,952	5,786	4,925	3,914	22,478	22,674	31,430	31,338	30,027
Vinegar (excluding bottled vinegar) (a) } gal	2,379	1,809	—	—	—	1,675	1,544	2,873	2,577	2,573
Other sorts of provisions—			37,723	23,780	17,136					
Canned and bottled provisions .. cwt	61,061	64,361	78,901	23,314	16,220	217,646	232,307	361,002	122,442	114,993
Others .. value	—	—	—	—	—	27,346	26,014	34,073	9,509	10,364
Total Provisions and Oilman's stores .. "	—	—	—	—	—	912,454	919,339	1,231,870	288,023	221,266

(a) Quantity figures prior to April, 1916, are stated in hundredweights

No. 13—continued
 UNITED KINGDOM—continued
 IMPORTS THEREFROM—continued

ARTICLES	QUANTITY					VALUE				
	1914-15	1915-16	1916-17	1917-18	1918-19	1914-15	1915-16	1916-17	1917-18	1918-19
						£	£	£	£	£
RAILWAY PLANT AND ROLLING-STOCK—										
Carriages and wagons and parts thereof . . . value	—	—	—	—	—	2,914,046	984,954	478,924	214,725	420,950
Locomotive engines and tenders and parts thereof . . . "	—	—	—	—	—	1,552,622	955,740	127,352	62,887	202,077
Materials for construction—										
Bridge-work . . . cwts	213,612	83,642	33,870	9,535	..	146,516	59,715	34,927	12,253	..
Balls, chairs, and fish-plates of steel or iron . . "	2,487,111	536,823	272,915	275	1,153	809,903	271,322	155,554	435	2,777
Sleepers and keys of steel or iron . . . "	1,312,316	688,694	89,635	450,320	392,877	47,283
Other sorts . . . "	452,634	244,352	91,522	12,447	5,566	322,545	186,693	123,489	20,916	15,828
Total Railway plant and rolling-stock . . . value	—	—	—	—	—	6,285,957	2,728,806	967,529	311,216	641,632
RUBBER—										
Raw cwts	224	17
Manufactures—										
Tyres for motor cars and motor cycles . . no.	34,742	67,145	52,470	43,887	60,235	71,962	98,331	148,349	186,157	228,286
Tubes for motor tyres . . . "	31,040	82,995	44,866	45,057	52,614	21,160	27,049	30,033	45,207	42,266
Other manufactures (except apparel and boots and shoes) . . value	—	—	—	—	—	176,447	219,568	244,563	233,246	281,324
Total Rubber, raw and manufactures . . . "	—	—	—	—	—	269,569	344,998	417,962	464,610	551,876
SALT tons										
	92,276	128,938	110,514	18,948	39,868	97,069	304,888	319,484	107,582	160,285
SEEDS cwts										
	24,242	3,654	1,163	407	471	17,763	11,554	7,919	5,476	5,381
SHIPS, PARTS OF (including LAUNCHES AND BOATS). value										
	—	—	—	—	—	198,609	91,058	68,191	142,828	103,930
SMOKERS' REQUISITES (excluding TOBACCO) . . . "										
	—	—	—	—	—	9,834	13,713	22,945	9,231	12,448
SOAP—										
Household and laundry soap in bars or tablets . . . cwts	351,456	311,459	316,593	300,272	157,137	369,018	348,844	434,632	519,641	386,316
Toilet soap "	34,402	37,230	41,182	26,858	26,992	126,233	150,657	161,816	169,450	204,549
Other sorts "	10,862	11,924	6,310	7,938	5,795	14,211	19,564	15,998	19,874	22,103
Total Soap "	396,720	360,613	364,085	335,068	189,924	529,512	519,065	632,446	708,965	612,968
SPICES lbs										
	53,148	9,893	2,089	3,021	72	1,582	146	53	150	8
STARCH AND FARINA . . . cwts										
	28,147	50,514	52,041	3,033	214	23,662	57,944	69,531	3,494	300
STATIONERY (excluding PAPER) value										
	—	—	—	—	—	272,728	281,774	334,671	260,355	311,487
STICKS AND WHIPS "										
	—	—	—	—	—	3,868	2,691	2,837	2,983	2,645
STONE AND MARBLE—										
Stone and marble . . . cwts	17,119	7,420	6,789	6,437	24,330	7,365	3,490	4,021	4,123	8,492
Articles of stone and marble "	1,329	2,183	4,402	4,323	6,893	1,416	1,866	2,121	2,824	3,794
Total Stone and marble "	18,448	9,603	11,191	10,760	31,223	8,781	5,356	6,142	6,947	12,286
SUGAR—										
Sugar, 16 Dutch standard above "	5,859	7,487	2,434	23,425	116	7,492	14,945	6,302	30,690	293
Confectionery "	37,064	32,810	26,722	2,269	332	101,702	109,755	128,048	14,776	3,844
Others "	48	1	2	180	77	378	7	..
Total Sugar "	42,960	40,298	29,158	25,694	448	109,374	124,777	134,728	45,473	4,137

No. 13—continued
 UNITED KINGDOM—continued .
 IMPORTS THEREFROM—continued

ARTICLES	QUANTITY					VALUE				
	1914-15	1915-16	1916-17	1917-18	1918-19	1914-15	1915-16	1916-17	1917-18	1918-19
TALLOW AND STEARINE (including ORBASH AND ANIMAL FAT) . . . cwt	41,145	35,923	42,167	12,745	1,196	87,037	82,008	114,179	36,934	5,214
TEA, BLACK . . . lbs	13,276	15,848	31,487	6,746	13,139	789	908	2,175	399	528
" GREEN . . . "	78	128	653	51,344	..	6	9	49	2,619	..
Total Tea ..	13,354	16,076	32,140	58,090	13,139	789	917	2,224	3,018	528
TEA-CHESTS, ENTIRE OR IN SECTIONS—										
Of Iron or Steel or other metal . . . value	—	—	—	—	—	5,570	3,170	2,054	500	..
" Wood . . . "	—	—	—	—	—	284,519	435,161	362,521	270,644	241,385
Total Tea-chests. . .	—	—	—	—	—	270,089	438,331	364,575	271,044	241,385
TELEGRAPHS, MATERIALS FOR CONSTRUCTION AND ACCESSORIES . . . "	—	—	—	—	—	17,537	9,976	5,589	5,950	3,245
TELEPHONES, MATERIALS FOR CONSTRUCTION AND ACCESSORIES . . . "	—	—	—	—	—	16,826	18,333	20,516	6,014	2,725
TEXTILES—										
COTTON—										
Raw . . . cwt	2,221	2,078	27	1	9	7,006	4,629	52	4	40
Waste . . . "	1,897	1,403	285	47	111	2,691	2,333	568	106	340
Manufactures—										
Twist and yarn . . . lbs	37,395,263	36,940,893	24,476,135	14,946,792	9,611,527	2,231,188	2,250,824	2,293,274	2,284,112	2,238,058
Blankets . . . "	372,666	32,747	31,803	5,321	3,843	12,658	1,877	1,650	603	631
Canvas . . . yards	184,967	1,153,149	3,059,297	1,217,737	252,391	12,376	35,446	87,126	68,758	46,198
Handkerchiefs and shawls in the piece . . . no.	16,267,798	7,529,355	3,164,374	6,001,735	4,572,261	268,490	75,087	110,329	102,697	137,566
Hosiery . . . value	—	—	—	—	—	37,901	38,756	74,920	51,874	61,040
Lace and patent net . . . yards	1,210,509	2,001,523	2,205,714	2,329,885	1,387,044	25,590	49,086	90,846	153,608	93,141
Piece goods—										
Grey (unbleached) . . . "	1,394,655,213	1,099,021,514	762,016,080	544,990,980	375,302,367	13,845,506	11,416,755	9,929,260	10,483,583	9,676,960
White (bleached) . . . "	595,504,810	601,410,109	582,214,658	496,160,808	274,888,939	7,078,544	6,942,276	8,359,089	9,294,761	8,336,110
Coloured, printed, or dyed . . . "	463,640,018	322,529,226	403,721,390	362,974,121	201,263,243	6,181,140	4,772,183	8,482,051	9,618,966	9,842,079
Fents of all descriptions, . . .	24,247,931	26,527,669	38,185,798	25,502,793	15,608,549	218,944	264,673	559,611	533,800	458,804
Rope . . . lbs	478,722	557,475	506,870	468,919	293,392	24,481	27,481	34,174	45,426	45,938
Thread, sewing . . . "	1,071,424	1,844,948	2,259,631	1,589,123	1,114,481	173,753	286,780	357,900	395,550	352,044
Towels in the piece . . . yards	12,431	125	558	..	4,885	325	3	43	..	89
Other sorts of manufactures . . . lbs	1,138,638	1,134,546	827,061	502,499	582,732	85,014	90,897	83,142	71,649	99,973
Total Cotton Manufactures (including twist and yarn) . . . value	—	—	—	—	—	30,200,910	26,232,124	30,463,315	33,105,507	28,387,631
FLAX—										
Manufactures—										
Twist and yarn . . . lbs	37,355	77,955	30,904	4,716	3,411	1,448	6,685	2,781	215	487
Bags and sacks . . . no.	77,243	44,633	49,473	44,757	15,307	11,633	5,557	10,951	5,715	600
Canvas . . . yards	3,056,424	2,187,702	2,620,499	1,020,234	314,564	135,620	148,486	276,919	138,331	44,378
Piece goods . . . "	2,023,394	1,158,306	1,149,318	674,885	160,086	45,575	36,409	46,108	33,012	14,519
Thread, sewing . . . lbs	67,479	86,125	129,368	142,578	41,385	6,505	10,954	21,362	26,934	12,216
Other sorts . . . "	366,443	367,499	321,105	194,864	74,221	27,462	38,401	44,295	30,198	16,286
Total Flax manufactures (including twist and yarn) . . . value	—	—	—	—	—	228,248	246,492	402,416	234,405	88,486
HABERDASHERY AND MILLINERY . . . "	—	—	—	—	—	292,369	343,747	408,639	325,769	427,981
HEMP—										
Raw . . . cwt	1,804	150	2	64	..	3,898	712	17	720	..
Manufactures (excluding cordage)—										
Cloth . . . yards	26,879	26,675	72,310	31,125	13,204	2,303	2,272	8,282	1,186	2,768
Others . . . value	—	—	—	—	—	14	4	271	190	4,094
Total Hemp manufactures . . . "	—	—	—	—	—	2,317	2,276	8,553	1,376	6,862

No. 13—continued
 UNITED KINGDOM—continued
 IMPORTS THEREFROM—continued

ARTICLES	QUANTITY					VALUE				
	1914-15	1915-16	1916-17	1917-18	1918-19	1914-15	1915-16	1916-17	1917-18	1918-19
TEXTILES—continued										
JUTE—										
Manufactures—										
Twist and yarn . lbs	118,438	61,028	50,437	25,152	3	1,863	1,111	1,351	944	(b)
Canvas . . . yards	1,416,495	1,633,148	2,623,898	762,591	62,508	43,119	91,232	163,221	69,903	10,534
Gunny bags . . no.	1,744,057	1,913,632	46,067	21,456	1,120,613	26,190	30,577	1,041	520	26,768
Gunny cloth . . yards	341,522	186,482	153,936	74,491	123,908	3,332	3,402	3,053	1,870	4,443
Rope and twine . cwt	653	673	674	384	86	2,427	3,554	3,754	3,063	1,079
Other kinds . . . "	3,131	2,729	7,216	2,394	1,052	18,058	15,532	17,917	10,679	7,752
Total Jute (including Twist and Yarn) value	—	—	—	—	—	100,899	145,408	191,237	86,979	50,566
SILK—										
Raw . . . lbs	1,333	1,341	..	1,000	..	742	537	..	434	..
Manufactures—										
Silk yarn, noils, and warps . . . "	76,990	92,154	133,936	81,720	3,959	16,751	22,800	54,025	35,561	4,309
Goods of silk mixed with other materials yards	382,766	373,522	702,101	172,040	174,359	25,513	30,424	69,901	20,874	26,277
Piece goods . . . "	268,817	235,796	363,988	155,037	131,179	25,171	24,522	37,231	22,281	28,282
Thread for sewing . lbs	1,588	2,344	3,593	1,487	4,500	1,031	1,827	2,357	1,365	3,637
Other sorts . . . "	19,819	32,527	58,671	14,924	30,004	6,480	8,422	19,524	8,376	10,079
Total Silk manufactures (including Silk yarn, etc.) value	—	—	—	—	—	73,946	88,025	183,038	88,467	72,584
WOOL—										
Raw . . . lbs	44,970	50,540	378	392	672	2,885	4,287	196	12	20
Manufactures—										
Yarn and knitting wool . "	82,772	64,000	125,119	87,816	88,383	9,060	12,427	20,505	26,257	35,257
Brads "	31,665	34,035	11,958	2,849	950	4,507	4,504	2,896	521	261
Carpets and rugs . . "	1,011,045	373,375	431,752	210,163	120,166	76,017	34,398	50,669	34,674	25,486
Hosiery "	308,740	136,784	258,400	215,051	127,482	63,444	35,468	75,511	77,813	55,003
Piece goods . . . yards	9,208,363	3,765,505	7,015,953	8,472,203	4,689,128	658,523	359,305	888,973	1,118,837	1,046,904
Shawls no.	296,718	9,468	9,551	3,302	6,272	54,946	1,784	2,540	826	2,011
Other sorts . . . lbs	514,971	389,481	553,422	220,785	136,913	32,176	30,291	52,056	24,331	17,761
Total Wool Manufactures (including yarn and knitting wool) value	—	—	—	—	—	868,673	478,177	1,083,655	1,277,259	1,182,702
ARTIFICIAL SILK—										
Artificial Silk yarn (a). lbs	—	—	—	—	31,198	—	—	—	—	16,547
Piece goods of cotton and artificial silk . yards	838,323	984,801	2,855,253	1,257,050	346,210	45,484	48,228	207,759	106,410	30,814
TOBACCO—										
Unmanufactured . lbs	19,260	47,062	40,299	21,316	6,496	1,514	3,597	3,820	3,775	644
Manufactured—										
Cigars "	5,505	5,321	5,793	4,725	4,040	2,093	3,047	3,710	2,416	2,356
Cigarettes . . . "	1,366,762	1,629,893	2,230,188	3,358,014	2,962,535	342,641	394,086	622,267	914,532	882,007
Other sorts . . . "	427,310	459,350	544,890	551,053	496,340	67,545	75,767	99,229	114,866	127,654
Total Tobacco . "	1,818,837	2,141,336	2,821,080	3,985,108	3,460,420	414,803	476,497	729,025	1,035,589	1,012,661
TOILET REQUISITES (NOT SPECIFIED ELSEWHERE) value										
—	—	—	—	—	—	58,921	63,340	87,625	84,307	109,318
TOYS AND REQUISITES FOR GAMES AND SPORTS (including FISHING TACKLE)—										
Toys "										
—	—	—	—	—	—	24,846	26,871	31,411	26,893	17,217
Requisites for games and sports (excluding firearms, etc.)—										
Playing Cards . . . "										
—	—	—	—	—	—	2,084	6,259	5,344	2,400	3,618
Other sorts . . . "										
—	—	—	—	—	—	55,762	47,724	43,905	33,385	34,413
Total Toys and requisites for games and sports . "	—	—	—	—	—	83,312	80,854	80,660	62,594	55,248

(a) Separately recorded from April, 1918
 (b) Value H1=1s 4d

No. 13—continued
 UNITED KINGDOM—continued
 IMPORTS THEREFROM—continued

ARTICLES	QUANTITY					VALUE				
	1914-15	1915-16	1916-17	1917-18	1918-19	1914-15	1915-16	1916-17	1917-18	1918-19
UMBRELLAS AND UMBRELLA FITTINGS—						£	£	£	£	£
Umbrellas, complete (including parasols and sunshades) no.	1,171,959	749,677	702,790	805,592	157,621	101,520	71,082	86,335	60,684	83,487
Umbrella fittings value	—	—	—	—	—	60,637	87,440	70,836	33,592	13,328
WAX OF ALL KINDS, other than PARAFFIN WAX (excluding CANDLES) cwt	1,063	1,261	599	151	576	2,186	4,135	1,914	563	2,166
WOOD AND TIMBER—										
Timber, other than Railway sleepers—										
Deal and pine wood cub. tons	3,255	555	668	105	27	23,920	5,944	7,793	773	173
Teak wood "	..	17	452	..	462	..	231	3,320	..	8,960
Other timber "	455	485	239	204	161	3,156	2,376	1,146	1,115	1,009
Wood—										
Firewood "	53	186	44	573	173	34	179	37	530	255
Ornamental value	—	—	—	—	—	1,352	1,835	1,402	528	344
Manufactures of wood "	—	—	—	—	—	38,554	28,648	41,236	29,334	38,452
Total Wood and Timber "	—	—	—	—	—	67,016	39,313	54,984	29,280	49,193
ARTICLES IMPORTED BY POST "	—	—	—	—	—	700,665	864,118	1,038,459	1,310,343	2,477,901
ALL OTHER ARTICLES OF MERCHANDISE "	—	—	—	—	—	89,215	114,024	129,496	147,134	139,633
GRAND TOTAL "	—	—	—	—	—	61,959,176	52,205,811	58,520,823	54,514,299	51,330,809

GOVERNMENT STORES

ARTICLES	QUANTITY					VALUE				
	1914-15	1915-16	1916-17	1917-18	1918-19	1914-15	1915-16	1916-17	1917-18	1918-19
APPAREL (INCLUDING DRAPERY, UNIFORMS, ACCOUTREMENTS, BUT EXCLUDING HOSIERY) value	—	—	—	—	—	57,837	91,125	462,843	579,296	1,084,070
ARMS, AMMUNITION, AND MILITARY STORES—										
Firearms, and parts thereof "	—	—	—	—	—	153,606	20,558	113,058	1,199,763	734,880
Other sorts "	—	—	—	—	—	55,677	106,586	231,578	626,847	211,699
BOOKS, PRINTED, AND PRINTED MATTER (including MAPS AND CHARTS) "	—	—	—	—	—	8,202	7,944	4,556	4,032	2,278
BOOTS AND SHOES . pairs	13,515	9	76	146	150	3,435	11	66	204	178
BUILDING AND ENGINEERING MATERIALS value	—	—	—	—	—	67,075	40,401	43,104	13,165	2,850
CARRIAGES AND CARTS (excluding RAILWAY CARRIAGES), AND PARTS THEREOF "	—	—	—	—	—	80,657	23,032	65,453	114,690	103,070
CHEMICALS "	—	—	—	—	—	28,681	79,064	176,899	200,567	108,941
COAL, COKE, AND PATENT FUEL tons	28,652	4,395	1,305	1,085	6,696	57,492	16,485	5,382	1,420	43,092
DRUGS, MEDICINES, AND NARCOTICS—										
Drugs—										
Quinine (a) lbs	176	—	—	—	—	194	—	—	—	—
Quinine salts { Hydrochloride (b) Others (b), }	—	51 384	942 556	1,400 304	—	617	2,317 536	3,132 248
Other sorts value	—	—	—	—	—	13,723	17,768	58,859	23,451	22,283
Medicines and Narcotics "	—	—	—	—	—	28,370	45,369	71,799	84,323	39,337
Total Drugs, Medicines, and Narcotics "	—	—	—	—	—	42,287	63,756	138,511	111,169	61,670

(a) Subdivided into "Cinchona bark" and "Quinine salts" from April, 1915
 (b) Separately recorded from April, 1915

No. 13—*continued*
 UNITED KINGDOM—*continued*
 IMPORTS THEREFROM—*continued*

GOVERNMENT STORES—*continued*

ARTICLES	QUANTITY					VALUE				
	1914-15	1915-16	1916-17	1917-18	1918-19	1914-15	1915-16	1916-17	1917-18	1918-19
						£	£	£	£	£
EARTHENWARE AND PORCELAIN . . . value	—	—	—	—	—	4,276	3,736	6,055	10,096	10,404
GLASS AND GLASSWARE . . .	—	—	—	—	—	20,180	19,055	28,609	33,300	43,972
HARDWARE AND CUT- LERY, including AGRICULTURAL IM- PLEMENTS AND PLATED WARE . . .	—	—	—	—	—	238,530	202,878	539,230	315,315	600,722
INSTRUMENTS, APPARA- TUS, AND APPLIANCES, AND PARTS THEREOF. . .	—	—	—	—	—	181,217	173,123	267,502	323,343	306,125
LEATHER . . .	—	—	—	—	—	7,678	1,014	2,314	6,974	37,000
LIQUORS . . . gals.	9,120	12,941	7,667	2,665	446	1,129	1,475	2,105	924	314
MACHINERY AND MILL- WORK—										
Steam-engines and parts thereof (other than loop- motives) . . . value	—	—	—	—	—	34,269	7,289	16,346	37,035	16,965
Other sorts of machi- nery . . .	—	—	—	—	—	177,733	120,010	121,555	134,527	226,971
Total Machinery and millwork . . .	—	—	—	—	—	212,002	127,299	137,901	171,562	243,936
METALS AND ORES—										
Brass . . . cwt	1,733	2,043	1,142	3,298	15,220	4,527	13,656	8,307	28,549	114,167
Copper . . .	31,731	23,447	16,283	5,866	9,841	113,153	123,463	92,043	43,258	79,706
Iron—										
Pig . . . tons	4,335	2,502	3,085	4,236	2,486	16,220	13,608	23,772	31,331	13,302
Manufactures—										
Angle, bolt, and rod . .	131	220	573	415	460	1,467	2,108	11,502	9,893	15,353
Bars and channel . . .	101	122	151	167	483	1,569	1,856	1,741	2,870	12,405
Total Iron . . .	4,567	2,844	3,814	4,818	3,409	19,256	17,662	37,015	45,999	46,065
Iron or Steel—										
Anchors and cables . . .	33	..	55	124	132	711	..	2,476	4,211	5,484
Hoops and strips . . .	147	905	676	637	545	1,362	20,769	13,268	18,046	13,787
Nails, screws, rivets, and washers . . .	477	262	657	370	489	6,655	5,113	17,103	12,719	22,100
Sheets and plates (in- cluding galvanised and tinned plates) . . .	6,355	6,253	5,431	2,676	6,502	56,906	75,749	101,098	51,273	168,658
Wire . . .	724	783	1,458	1,654	709	10,056	16,489	30,643	62,068	25,648
Other manufactures of iron or steel . . .	8,834	9,604	2,754	804	1,065	87,051	102,557	43,048	23,538	30,199
Total Iron or Steel . . .	16,570	17,807	11,031	6,265	9,442	162,331	220,677	221,626	171,853	265,876
Steel—										
Bars and channel . . .	2,349	3,917	1,598	1,859	1,848	22,133	53,151	33,936	50,240	49,074
Cast . . .	227	479	498	393	432	5,118	16,301	25,598	27,805	36,841
Total Steel . . .	2,576	4,396	2,096	2,252	2,280	27,251	69,452	59,534	78,045	85,915
Lead . . . cwt	7,782	26,022	17,733	1,977	2,413	6,580	27,722	34,090	3,699	4,983
Tin . . .	3,856	1,039	2,595	2,915	931	22,218	10,767	8,326	8,626	15,777
Zinc or spelter . . .	21,265	19,865	41,740	23,933	10,520	30,521	53,379	163,470	131,249	34,304
Metals and Ores, un- enumerated . . .	2,999	13,041	14,723	4,434	9,027	15,612	68,967	67,330	43,469	76,087
Total metals and ores . . . tons	27,156	29,617	21,565	15,708	17,529	402,158	610,745	692,241	552,747	722,880

No. 13—continued
 UNITED KINGDOM—continued
 IMPORTS THEREFROM—concluded

GOVERNMENT STORES—concluded

ARTICLES	QUANTITY					VALUE				
	1914-15	1915-16	1916-17	1917-18	1918-19	1914-15	1915-16	1916-17	1917-18	1918-19
PAPER AND PASTE-BOARD . . . value	—	—	—	—	—	£ 32,763	£ 36,268	£ 41,823	£ 54,122	£ 44,140
PRINTING AND LITHOGRAPHING MATERIALS (other than PAPER) . . .	—	—	—	—	—	22,242	13,141	7,959	3,571	10,475
RAILWAY PLANT AND ROLLING-STOCK—										
Carriages and wagons and parts thereof . . .	—	—	—	—	—	968,202	459,819	81,408	117,688	294,014
Locomotive engines and tenders and parts thereof . . .	—	—	—	—	—	612,089	449,700	17,583	188,746	122,329
Materials for construction . . . cwt	1,295,832	144,030	73,232	8,540	3,451	562,440	64,925	55,929	114,987	7,283
Total Railway plant and rolling-stock . . . value	—	—	—	—	—	2,142,731	974,434	154,864	316,321	423,526
SHIPS, PARTS OF (including LAUNCHES AND BOATS) . . .	—	—	—	—	—	8,410	13,445	567,484	324,126	12,257
STATIONERY (excluding PAPER) . . .	—	—	—	—	—	110,924	108,008	207,864	98,250	205,169
TELEGRAPHS, MATERIALS FOR CONSTRUCTION OF . . .	—	—	—	—	—	101,872	78,825	124,803	149,200	141,213
TEXTILES—										
Cotton manufactures—										
Twist and yarn . . . lbs	3,295	9,690	308	2,574
PIECEGOODS—										
Grey (unbleached) . . . yards	434,601	73,240	24,038	145,213	52,351	4,191	623	2,583	5,290	672
White (bleached) . . .	450,903	308,444	2,788,531	2,190,603	993,319	6,923	3,061	96,560	108,571	39,695
Coloured, printed, or dyed . . .	1,198,138	1,153,328	3,340,470	7,447,694	515,444	21,743	21,775	117,412	340,140	36,972
Others . . . value	—	—	—	—	—	4,840	10,720	139,286	281,186	405,136
Total . . .	—	—	—	—	—	37,004	42,179	352,821	733,187	546,049
Flax manufactures (including Twist and Lin yarn) . . .	—	—	—	—	—	39,202	90,690	503,326	526,493	294,499
WOOL MANUFACTURES—										
Hosiery . . . lbs	22	..	370,427	225,874	118,714	7	..	95,541	28,335	50,182
Piece goods . . . yards	440,189	520,339	871,252	5,676,353	15,136,810	49,566	68,856	136,651	716,144	2,221,547
Other sorts . . . lbs	108,681	76,814	161,850	1,097,727	156,762	4,716	6,430	13,000	142,073	76,827
Total . . .	—	—	—	—	—	54,289	75,286	246,182	887,462	2,367,556
ALL OTHER ARTICLES—										
Unmanufactured . . .	—	—	—	—	—	11,808	6,769	15,250	7,840	3,857
Manufactured . . .	—	—	—	—	—	215,381	354,618	1,096,575	496,486	680,768
GRAND TOTAL . . .	—	—	—	—	—	4,402,739	3,473,074	6,272,323	7,859,961	9,126,574

EXPORTS THERETO

INDIAN MERCHANDISE

ARTICLES	QUANTITY					VALUE				
	1914-15	1915-16	1916-17	1917-18	1918-19	1914-15	1915-16	1916-17	1917-18	1918-19
ANIMALS, LIVING—						£	£	£	£	£
Horses . . . no.	1	1	2	4	4	67	61	767	767	800
Other kinds . . .	334	287	7,755	307	2,251	180	190	942	61	247
Total Animals, living . . .	335	288	7,757	311	2,255	227	251	1,709	828	1,047
APPAREL (INCLUDING DRAPEY, UNIFORMS, ACCOUTREMENTS, BUT EXCLUDING HOSEY AND BOOTS AND SHOES) . . . value	—	—	—	—	—	8,318	8,266	4,748	1,308	2,972
ART, WORKS OF . . .	—	—	—	—	—	2,852	2,042	628	57	113
BOOKS, PRINTED, AND PRINTED MATTER (NOT BEING STATIONERY), INCLUDING MAPS AND CHARTS . . . cwt	143	141	279	60	71	1,603	1,976	1,648	781	3,554
BRISTLES . . .	4,174	3,860	3,728	2,521	2,504	80,601	82,422	87,948	92,681	108,431
BUILDING AND ENGINEERING MATERIALS, OTHER THAN OF IRON, STEEL, OR WOOD . . . value	—	—	—	—	—	9,208	8,631	17,128	21,227	5,360
CANDLES OF ALL KINDS . . . lbs	514,126	1,447,629	680,212	143,432	605,355	9,641	27,143	12,754	2,684	9,477
CANES AND BATTANS . . . cwt	239	708	622	61	177	377	2,791	3,187	400	1,298

No. 13—continued

UNITED KINGDOM—continued

EXPORTS THERETO—continued

INDIAN MERCHANDISE—continued

ARTICLES	QUANTITY					VALUE				
	1914-15	1915-16	1916-17	1917-18	1918-19	1914-15	1915-16	1916-17	1917-18	1918-19
						£	£	£	£	£
CHEMICALS AND CHEMICAL PREPARATIONS (EXCLUDING CHEMICAL MANURES AND MEDICINES)—										
Potassium Compounds—										
Saltpetre cwt	182,249	333,605	400,073	408,122	331,927	108,107	382,018	611,819	693,652	434,101
Other sorts "	2	1,331	10,577	4	7,490	77,817
Other sorts of chemicals value	—	—	—	—	—	254	50	3,415	8	360
Total Chemicals, etc. "	—	—	—	—	—	108,361	382,068	615,239	541,150	512,368
COFFEE cwt										
60,127	78,597	65,006	23,385	62,755	353,626	302,149	251,246	86,999	256,022	
COIR—										
Unmanufactured "										
3,374	4,473	3,720	1,733	5,050	2,413	3,030	2,547	1,032	3,702	
Manufactured (excluding rope) "										
240,760	321,488	428,320	280,920	148,776	189,364	255,584	323,308	201,821	117,985	
CORDAGE AND ROPE OF VEGETABLE FIBRE (EXCLUDING JUTE AND COTTON) "										
1,976	3,436	2,004	1,005	100	1,711	3,426	2,227	915	270	
DRUGS AND MEDICINES (EXCLUDING CHEMICALS AND NARCOTICS)—										
Asafetida cwt										
..	2	52	..	40	1,600	
Cinchona bark lbs										
642,987	607,807	688,143	37,355	15,379	9,567	8,664	11,527	493	512	
Nux vomica cwt										
13,335	34,653	26,886	15,561	30,459	6,173	19,040	14,058	10,571	24,752	
Senna "										
8,271	25,519	68,152	12,482	1,367	10,167	39,091	134,782	15,087	2,173	
Other sorts of drugs and medicines value										
—	—	—	—	—	4,747	4,265	14,813	6,408	6,721	
Total Drugs and Medicines "	—	—	—	—	—	30,654	71,090	175,180	33,709	35,658
DYEING AND TANNING SUBSTANCES—										
Cutch and Gambler cwt										
42,293	104,966	41,180	22,721	36,095	44,907	113,469	48,047	23,962	47,815	
Indigo "										
15,275	30,572	16,168	5,510	4,748	560,052	986,537	698,423	222,587	170,469	
Myrobalans "										
644,389	937,037	798,816	717,479	655,086	176,388	318,439	320,248	281,213	271,396	
Turmeric "										
12,641	12,339	35,200	5,482	18,153	9,249	8,498	35,401	5,112	33,941	
Other sorts "										
8,379	16,461	12,386	1,691	3,869	4,057	6,452	6,326	1,256	4,205	
Total Dyeing and Tanning substances "	722,077	1,101,405	903,310	752,283	717,951	794,653	1,413,394	1,108,447	534,130	527,826
FIBRE FOR BRUSHES AND BROOMS "										
39,632	77,623	74,396	16,450	27,058	54,658	99,639	103,748	24,885	37,853	
FISH (EXCLUDING CANNED FISH)—										
Fish, dry, unsalted "										
173	234	192	5,041	..	242	252	216	3,938	..	
" " salted "										
4	..	13	..	45	4	1	14	..	44	
Fishmaws and sharkfins "										
1,383	1,332	604	304	1,288	19,535	17,794	8,182	11,214	28,429	
Total fish (excluding canned fish) "	1,555	1,566	809	5,345	1,333	19,781	18,047	8,412	15,752	28,473
FODDER, BRAN, AND POLLARDS (EXCLUDING OIL-CAKE)—										
Bran and pollards tons										
118,762	170,169	112,277	3,880	9,184	246,544	360,727	195,376	3,582	7,973	
Other sorts cwt										
8,006	456	554	76	
Total Fodder, bran, and pollards (excluding oilcake) value	—	—	—	—	—	247,098	360,803	195,376	3,582	7,973
FRUITS AND VEGETABLES—										
Fresh fruits and vegetables "										
—	—	—	—	—	984	835	155	30	..	
Fruits and vegetables: dried, salted, or preserved, all sorts cwt										
13,172	27,581	23,418	10,194	14,799	21,923	41,571	44,647	24,565	41,053	
Total Fruits and Vegetables value	—	—	—	—	—	22,907	42,406	44,802	24,595	41,053

UNITED KINGDOM—continued

EXPORTS THERETO—continued

INDIAN MERCHANDISE—continued

ARTICLES	QUANTITY					VALUE				
	1914-15	1915-16	1916-17	1917-18	1918-19	1914-15	1915-16	1916-17	1917-18	1918-19
FURNITURE AND CABINETWARE value	—	—	—	—	—	8,868	6,961	1,086	67	899
GRAIN, PULSE, AND FLOUR—										
Barley cwt	518,425	8,276,255	8,592,295	224,162	..	156,325	1,152,345	1,295,560	87,767	..
Beans (a) "	—	—	—	—	1,391,644	—	—	—	—	1,066,939
Gram "	..	226,789	50,144	73,463	19,115
Jawar and bajra "	249,347	107,102	63,648	41,219	..	66,253	29,038	18,854	11,957	..
Lentils (a) "	—	—	—	—	119,075	—	—	—	—	56,804
Maise "	21,066	70,304	30,486	234,602	77,404	5,506	20,581	8,365	86,038	28,822
Pulse (b) "	960,241	1,309,747	1,780,978	2,640,286	305,221	353,584	540,399	966,378	1,448,377	107,129
Rice, not in the husk "	4,235,877	5,942,847	6,429,049	10,463,486	5,402,867	1,381,218	1,987,525	2,135,341	3,103,008	1,669,594
Wheat "	12,052,800	12,102,716	8,241,461	1,468,945	133,204	4,753,376	5,223,436	3,221,620	705,437	71,361
.. Flour "	1,055	74	8,606	80,277	2	555	49	3,121	45,424	2
Other sorts "	2	1,029	19,556	388	3,261	..	370	7,622	167	1,513
Total Grain, Pulse, and Flour ..	18,038,813	23,036,857	20,211,223	15,193,555	7,432,678	6,716,817	9,027,196	7,675,976	5,489,076	3,001,164
GUMS AND RESINS "	6,409	10,563	5,385	4,098	3,215	7,613	12,579	9,703	11,010	11,185
HARDWARE AND CUTLERY, INCLUDING PLATED WARE value	—	—	—	—	—	2,636	2,434	1,890	503	484
HIDES AND SKINS, RAW—										
Hides, raw—										
Buffalo hides { cwt 52,062 41,711 37,426 28,574 43,607										
{ =no. =264,386 =198,706 =169,503 =113,821 =174,751						189,267	132,409	154,647	152,530	244,963
Cow " { cwt 77,923 56,298 106,099 148,155 171,198										
{ =no. =712,631 =513,522 =973,515 =1,327,707 =1,499,459						369,521	296,682	628,524	703,662	723,190
Calf skins { cwt 2,044 1,157 1,264 118 2,947										
{ =no. =38,198 =24,627 =42,247 =4,431 =65,872						10,219	6,706	10,836	704	15,998
Other hides { cwt 293 124 351										
{ =no. =3,046 =1,260 =2,970						1,126	458	722
Total Hides, raw { cwt 132,322 99,290 145,140 176,847 217,752										
{ =no. =1,018,281 =738,115 =1,208,135 =1,445,959 =1,740,082						570,133	436,255	794,729	856,886	989,151
Skins, raw—										
Goatskins { cwt 39,305 33,424 41,646 49,554 20,570										
{ =no. =1,275,858 =1,289,301 =1,963,585 =2,006,699 =1,062,057						131,239	124,383	283,675	367,564	178,348
Sheep skins { cwt 326 340 60 3,392 13,466										
{ =no. =29,535 =33,461 =2,743 =205,365 =1,160,186						2,826	1,464	176	28,916	177,538
Other skins { cwt 91 229 100 17 33										
{ =no. =10,097 =24,928 =24,851 =5,571 =12,308						2,194	4,203	3,498	638	1,360
Total skins, raw { cwt 39,722 33,998 41,806 52,963 40,069										
{ =no. =1,315,490 =1,347,590 =1,991,179 =2,217,635 =2,234,549						136,259	130,050	287,340	387,113	357,246
Cuttings of hides and skins (raw) cwt	2,494	5,488	2,668	..	60	1,626	4,429	2,413	..	47
Total Hides and Skins, raw { cwt 174,536 138,746 189,612 229,810 257,881										
{ =no. =2,333,751 =2,085,705 =3,199,314 =3,663,594 =3,974,631						708,018	579,734	1,094,491	1,243,999	1,346,444
HORNS, TIPS AND PIECES OF HORN, AND HORNMEAL cwt	31,326	21,072	17,231	14,213	14,527	39,708	25,645	32,787	26,702	23,791
INSTRUMENTS, APPARATUS, AND APPLIANCES, AND PARTS THEREOF value	—	—	—	—	—	210	470	32	..	861
IVORY, UNMANUFACTURED lbs	1,050	837	429	665	830	75

* Value Rs = 6s 8d
 (a) Separately recorded from April, 1918
 (b) Includes "Beans" and "Lentils" prior to April, 1918

No. 13—continued
 UNITED KINGDOM—continued
 EXPORTS THERE TO—continued

INDIAN MERCHANDISE—continued

ARTICLES	QUANTITY					VALUE				
	1914-15	1915-16	1916-17	1917-18	1918-19	1914-15	1915-16	1916-17	1917-18	1918-19
JEWELLERY (EXCLUDING IMITATION JEWELLERY AND PRECIOUS STONES AND PEARLS, UNSET), ALSO PLATE OF GOLD AND SILVER—						£	£	£	£	£
Jewellery . . . value	—	—	—	—	—	828	1,275	404	..	203
Plate of gold and silver ..	—	—	—	—	—	2,770	1,073	462	27	1,116
Total Jewellery, also plate of gold and silver ..	—	—	—	—	—	3,604	2,948	866	27	1,579
LAO—										
Button . . . cwt	15,815	8,932	2,144	1,337	2,118	49,192	26,310	8,840	15,190	23,965
Seed . . . "	8,348	8,940	1,578	440	4,104	20,290	17,426	6,930	3,200	31,248
Shell . . . "	73,773	81,174	46,786	58,122	65,258	221,001	240,433	205,686	434,011	481,126
Stick . . . "	684	411	104	1,914	750	436
Other kinds (excluding lacdye) ..	400	29	..	7	..	304	30	..	11	..
Total Lao ..	98,820	99,492	50,672	59,906	71,480	292,770	284,955	221,892	453,048	536,329
LEATHER—										
Hides, tanned or dressed—										
Buffalo hides . . . cwt	24,371	23,894	31,910	18,073	6,412	152,026	142,893	237,916	112,523	35,212
.. .. no.	=258,650	=267,300	=336,755	=202,828	=30,483					
Cow hides . . . cwt	189,551	240,366	288,109	340,044	499,778	1,435,019	1,885,606	2,090,846	3,138,918	4,660,112
.. .. no.	=2,460,346	=3,269,096	=3,867,523	=4,653,415	=6,947,575					
Other hides . . . cwt	193	388	4,316	2	830	1,977	3,885	57,048	37	11,932
.. .. no.	=10,352	=18,715	=152,767	=30	=25,644					
Total hides, tanned or dressed . . . cwt	214,115	270,648	322,335	364,110	507,020	1,589,022	2,033,384	2,926,410	3,261,478	4,727,156
.. .. no.	=2,729,348	=3,550,011	=4,357,045	=4,861,303	=7,053,707					
Skins, tanned or dressed—										
Goat skins . . . cwt	53,404	44,849	54,621	8,889	18,200	774,058	634,864	1,121,717	306,825	577,134
.. .. no.	=6,530,599	=5,534,364	=7,161,027	=1,222,934	=2,517,877					
Sheep skins . . . cwt	29,180	31,553	48,161	9,113	21,816	375,685	421,239	1,003,204	293,046	670,717
.. .. no.	=4,463,710	=5,039,520	=7,455,048	=1,484,608	=3,608,265					
Other skins . . . cwt	10,114	7,173	12,801	6,035	6,369	80,153	53,391	132,514	54,433	60,003
.. .. no.	=735,325	=476,668	=791,955	=431,107	=473,047					
Total skins, tanned or dressed . . . cwt	92,698	83,575	110,583	24,097	45,885	1,229,906	1,109,494	2,317,435	655,204	1,307,554
.. .. no.	=11,729,634	=11,044,542	=15,408,030	=2,938,649	=6,599,189					
Total Hides and skins, tanned or dressed . . . cwt	306,813	354,223	432,918	388,216	552,905	2,818,928	3,142,878	5,303,845	3,916,682	6,035,110
.. .. no.	=14,468,982	=14,594,553	=19,765,075	=7,799,952	=13,652,896					
Unwrought . . . cwt	492	721	11,987	1,279	1,142	4,562	12,862	80,609	5,148	5,046
Manufactures (excluding boots and shoes) . . . value	—	—	—	—	—	510	881	103	264	96
Total Leather ..	—	—	—	—	—	2,824,000	3,156,421	5,384,562	3,922,084	6,040,252
LIQUORS—										
Spirit . . . gals.	..	32,316	..	1	3,778	..	1	..
Other sorts . . . "	..	4	2
Total Liquors	32,319	..	1	3,780	..	1	..
MANURES—										
Bones . . . tons	11,095	15,170	9,291	50	625	55,073	71,025	54,397	192	3,350
Other kinds . . . "	530	83	380	..	5	4,076	401	3,197	..	267
Total Manures ..	11,631	15,253	9,671	50	630	59,749	71,516	57,594	192	3,617

No. 13—continued
 UNITED KINGDOM—continued
 EXPORTS THERE TO—continued

INDIAN MERCHANDISE—continued

ARTICLES	QUANTITY					VALUE				
	1914-15	1915-16	1916-17	1917-18	1918-19	1914-15	1915-16	1916-17	1917-18	1918-19
METALS AND ORES—						£	£	£	£	£
Brass, Bronze, and similar alloys . . . cwt	188	302	2,575	..	13	1,537	2,143	11,342	..	276
Chromite (chrome iron ore) tons	3,107	1,596	6,094	12,229	34,907	10,766	4,422	10,278	24,980	71,868
Copper ore . . . "	249	870	2,490	2,342
Copper, excluding ore . . . cwt	8	14	10,879	1,184	1	58	74	36,423	3,838	0
Ferro-Manganese (b) . . . tons	103	2,672
Iron or steel ore . . . "	1,009	4	..	5,720
Lead cwt	87,605	101,929	39,364	82,415	6,972	73,307	98,423	102,823	135,414	9,210
Manganese ore . . . tons	227,281	380,907	463,850	313,408	295,230	264,811	439,107	552,164	384,910	287,048
Tin ore "	28	9	12	4	18	3,179	884	1,223	588	2,968
Zinc or spelter . . . cwt	497	3,585	4,332	235	3,457	1,012
Wolfram ore (d) . . . tons	..	2,617	4,490	4,782	4,870	..	336,050	678,948	724,409	751,349
Other ores "	2,329	16	577	316	680	102,161	429	11,061	8,001	15,267
Other metals, excluding ores . . . cwt	64	128	1,587	88	..	47	266	6,774	377	..
Total Metals and ores . . . tons	237,471	391,364	478,969	334,983	336,157	458,705	389,687	1,418,368	1,283,435	1,241,404
MICA cwt	21,649	29,560	47,622	65,720	55,992	122,850	176,380	258,836	575,285	598,071
OILS—										
Animal gals.	102,418	27,976	20	27,761	20,163	3,515	1,444	5	981	1,963
Essential—										
Lemon grass oil . . . "	5,249	7,674	4,041	6,354	1,339	3,294	7,893	4,015	6,661	2,615
Sandalwood oil (b) . . . "	10,151	155,013
Other sorts "	1,097	3,284	8,522	12,372	5,435	3,513	12,763	62,362	134,914	12,783
Total Essential "	6,346	10,958	13,163	18,726	16,925	11,807	20,656	66,377	141,575	170,311
Mineral—										
Dangerous petroleum flashing below 76° F.—Benzine, Benzol, Petrol (and other motor spirit) (a) . . . "	20,626,798	25,190,961	23,733,451	15,245,378	..	128,931	152,053	148,335	97,147	..
Dangerous petroleum flashing below 76° F.—Benzine (b) . . . "	6,842,819	42,787
Other kinds "	4,442,197	1,891,728	123,090	2,197	5,815	22,243	10,855	696	26	79
Vegetable, non-essential—Castor "	53,960	698,280	1,121,935	1,086,301	893,776	4,897	63,868	110,658	123,662	151,364
Coconut "	1,254,002	1,140,190	1,587,877	2,494,035	5,758,293	166,795	143,915	228,479	310,405	761,118
Cotton seed "	12,078	43,520	74,272	24,007	4	1,005	3,961	8,786	3,900	1
Groundnut "	80	93,994	769,376	627,144	372,556	8	8,919	86,479	78,633	48,547
Linseed "	29,398	16,637	125	..	640	13,005	8,035	23	..	96
Mustard or rape "	6,261	609	16,887	447	212	806	142	1,104	84	54
Sesamum (til or jinilli) . . . "	33	5,580	4,460	4,147	79	6	688	537	555	11
Other sorts "	41,173	32,874	35,583	..	140	4,389	2,866	3,615	..	29
Total Oils "	26,574,742	29,152,397	27,480,239	19,530,136	13,917,442	357,557	417,422	655,094	751,127	1,176,340
OIL CAKES—										
Castor cake cwt	..	2	12,334	2,699
Coconut cake "	30,932	1,415	21,991	9,115	381	5,424
Cotton cake "	86,444	101,072	78,074	4,000	22,964	20,083	53,098	15,488	800	6,824
Groundnut cake "	886,262	864,714	542,379	22,141	126,962	172,954	176,584	99,757	3,806	29,493
Linseed, rape, and sesamum cake (c) . . . "	307,443	299,814	241,061	10,000	..	103,150	108,570	91,982	5,168	..
Linseed cake (b) "	79,480	24,309
Rape and sesamum cake (d), . . . "	1,578	458
Others "	17,592	200	564	5,009	27	191
Total Oil cakes "	1,328,673	1,207,217	874,412	42,141	252,975	310,311	308,658	209,117	9,712	68,702
OPPIUM chests	498	109
PAINTS AND PAINTERS' MATERIALS—										
Paints and colours . . . cwt	13	40	5	2	..	474	84	5	9	..
Painters' materials . . . value	618	150	..	81
Total Paints and painters' materials . . . "	474	702	155	9	81

(a) Sub-divided into "Benzine" and "Benzol, Petrol and other motor spirit" from April, 1918
 (b) Separately recorded from April, 1918
 (c) Sub-divided into "Linseed cake" and "Rape and Sesamum cake" from April, 1918
 (d) Separately recorded from April, 1915

No. 13—continued
 UNITED KINGDOM—continued
 EXPORTS THERE TO—continued

INDIAN MERCHANDISE—continued

ARTICLES	QUANTITY					VALUE				
	1914-15	1915-16	1916-17	1917-18	1918-19	1914-15	1915-16	1916-17	1917-18	1918-19
PARAFFIN WAX . . . cwt	107,616	151,840	118,971	93,982	120,560	£ 161,481	£ 215,587	£ 173,751	£ 141,270	£ 182,849
PLANTS, LIVING (INCLUDING BULBS) . . . value	—	—	—	—	—	540	35	4	..	13
PRECIOUS STONES AND PEARLS, UNSET . . . "	—	—	—	—	—	..	248	..	13	532
PROVISIONS AND OILMAN'S STORES—										
Butter . . . lb	1,680	11,088	308,900	462,240	180,580	90	655	17,587	20,013	10,805
Ghi . . . "	00,100	165,693	80,671	55,451	32,816	3,024	5,208	2,650	1,747	1,086
Pickles, chutnies, and condiments . . . cwt	15,736	20,832	16,252	7,231	5,459	24,222	30,107	26,648	11,417	10,016
Other sorts of provisions . . . "	586	5,921	21,493	10,498	26,356	6,090	11,240	61,111	52,989	67,165
Total Provisions and oilman's stores . . . value	—	—	—	—	—	33,435	47,300	107,955	95,166	89,072
RAILWAY PLANT AND ROLLING-STOCK—										
Materials for construction (excluding sleepers of wood) . . . cwt	28,695	36,655	16,892	18,012	29,085	8,405	10,881	5,420	6,573	11,802
Other sorts . . . value	—	—	—	—	—	167
Total of Railway Plant and Rolling-stock . . . "	—	—	—	—	—	8,572	10,881	5,420	6,573	11,802
RUBBER—										
Raw . . . lb	2,698,080	3,478,608	5,087,370	5,322,848	10,114,622	408,508	600,242	759,018	675,014	1,161,277
SEEDS—										
Oil-seeds—										
Essential . . . cwt	2,642	6,413	12,101	64,148	4,640	1,831	3,545	6,114	64,056	5,974
Vegetable, non-essential—										
Castor . . . "	705,080	829,156	780,154	1,140,714	1,256,761	323,733	383,025	406,460	688,128	1,165,145
Copra or coconut kernel . . . "	170,460	134,013	62,147	49,956	40	205,895	173,370	80,146	51,663	53
Cotton . . . "	4,048,818	1,865,326	748,675	977,435	432,162	191,095
Groundnuts . . . "	86,956	50,409	329,508	358,976	8,008	33,529	23,974	200,288	205,517	11,067
Linsed . . . "	4,122,194	2,895,090	6,262,187	2,226,621	4,846,312	2,216,625	1,478,837	3,744,556	1,406,414	3,085,038
Mowra or mowra . . . "	106,245	17,013	2	..	15	32,086	5,249	4	..	14
Mustard . . . "	300	3,410	16,478	9,504	8,617	133	2,847	14,836	10,506	7,627
Niger . . . "	33,202	7,619	33,467	..	211	15,057	3,186	15,591	..	263
Poppy . . . "	1,631	2,850	4,115	1,200	..	807	1,747	2,181	1,381	..
Rape . . . "	403,623	949,470	1,780,416	738,001	1,089,764	248,412	474,011	847,740	358,737	625,150
Sesamum (hll or jin/hll) . . . "	5,994	7,266	427,447	20,105	..	5,017	5,321	288,818	14,064	..
Other sorts . . . "	11,669	5,477	5,434	1,000	2,100	5,152	2,753	2,058	325	1,192
Other than oil-seeds . . . "	2,232	1,683	310	25	..	1,591	717	457	22	..
Total Seeds . . . "	9,791,805	6,775,195	10,462,436	4,610,159	7,216,507	4,070,393	2,990,243	5,803,259	2,795,718	5,501,513
SHELLS AND COYRINS . . . value	—	—	—	—	—	10,851	3,928	5,811	6,735	10,591
SPECIMENS ILLUSTRATIVE OF NATURAL SCIENCES . . . "	—	—	—	—	—	24,381	4,907	3,171	269	1,080
SPICES—										
Cardamoms . . . lb	201,754	198,984	58,903	44,018	165,544	25,006	22,290	6,709	5,091	14,962
Chillies . . . "	75,768	989,373	1,108,944	6,928	9,744	903	13,390	16,641	74	128
Cinnamon . . . "	14,000	3,600	10,300	..	14,910	467	240	447	..	733
Cloves . . . "	18,560	1,580
Ginger . . . "	2,267,400	2,695,186	1,482,491	2,742,684	701,579	27,550	32,018	19,174	41,700	14,726
Nutmegs . . . "	..	250	33,600	8	540
Pepper . . . "	2,442,109	5,371,776	3,229,354	4,458,719	4,024,894	45,884	101,520	96,100	141,288	145,746
Other sorts . . . "	65,359	1,006	30,544	10,108	17,416	1,471	18	580	202	651
Total Spices . . . "	5,068,385	9,155,155	5,954,136	7,202,657	4,947,547	101,281	169,484	140,191	188,355	178,627
STONE AND MARBLE . . . cwt	45	1	1,098	152	991	41	..	938	51	377

UNITED KINGDOM—continued

EXPORTS THERE TO—continued

INDIAN MERCHANDISE—continued

ARTICLES	QUANTITY					VALUE				
	1914-15	1915-16	1916-17	1917-18	1918-19	1914-15	1915-16	1916-17	1917-18	1918-19
						£	£	£	£	£
SUGAR—										
Sugar, 16 Dutch standard and above cwt	57	1	94	22	203	63	1	120	30	362
Sugar, 15 Dutch standard and below ..	35,035	4,098	966	11,040	1,660	611
Confectionery ..	1	8	0	24	4	1	2
Total Sugar ..	35,093	5,007	1,060	22	203	12,012	1,691	744	31	370
Tallow and stearine (including grease and animal fat) ..	64	..	78	506	..	128	1	302	1,862	..
TEA, BLACK .. lb	237,141,484	250,239,455	224,791,454	268,963,516	282,105,196	8,156,293	9,800,708	8,663,718	8,535,208	9,859,050
.. GREEN .. lb	162,308	856	136,440	5,938	27	4,548
Total Tea ..	237,303,792	250,290,291	224,927,894	268,963,516	282,105,196	8,162,231	9,800,735	8,671,266	8,535,208	9,859,050
TEA WASTE, FOR THE MANUFACTURE OF CAFFEINE ..	750,870	663,336	718,520	338,140	688,802	3,374	3,513	8,020	4,602	8,619
TEXTILES—										
Cotton—										
Raw .. cwt	707,779	633,028	825,193	1,127,436	276,166	1,410,711	1,871,476	1,701,475	3,066,451	1,368,638
Waste (a)	6,578	16,412
Kapok ..	6,020	8,002	5,076	8,912	1,908	12,701	15,003	9,792	22,685	8,087
Manufactures—										
Twist and yarn .. lb	454,080	2,278,088	2,301,434	631,007	505,430	13,215	56,092	70,464	27,573	42,288
Piece goods .. yards	84,323	154,167	7,142	81,151	158,862	1,456	2,304	460	2,238	5,746
Handkerchiefs and handkerchiefs in the piece .. no.	1,432,290	2,233,478	777,032	282,240	483,624	54,268	91,730	27,451	11,512	33,486
Other sorts of manufactures .. value	966	580	14,078	9,010	3,164
Total Cotton manufactures (including twist and yarn)	60,905	150,765	112,453	50,342	84,684
Flax—										
Manufactures	1,876	..	2
Haberdaasery and Millinery	2,003	118	86
Hemp (chiefly <i>esna</i>) .. raw .. cwt	442,084	514,414	657,462	225,051	334,962	444,806	594,275	981,725	434,764	809,370
Jute—										
Raw .. tons	265,580	338,661	260,227	67,768	224,121	4,405,943	6,152,744	5,472,901	1,093,197	4,472,435
Manufactures—										
Twist and yarn .. lb	..	98,800	31,510	22,500	889	493	347	..
Gunny bags .. no.	47,307,678	297,392,824	349,456,400	303,136,550	135,058,200	906,937	3,220,746	3,247,401	2,214,074	1,031,810
.. cloth .. yards	67,715,004	181,635,063	190,150,400	103,432,500	123,628,000	544,841	1,675,345	1,935,279	1,012,562	1,267,105
Rope and twine .. cwt	10,473	12,897	4,400	1,877	442	7,373	8,840	4,318	1,499	230
Other sorts .. value	210	2	124
Total Jute manufactures (including twist and yarn)	1,459,361	5,111,822	5,187,615	3,228,422	2,319,320
Silk—										
Raw .. lb	287,030	234,308	283,340	438,457	659,758	49,192	72,648	12,030	222,950	105,908
Manufactures—										
Silk piece goods .. yards	80,217	46,820	74,858	8,830	8,036	5,152	6,029	5,190	736	949
Other sorts .. value	12	254	128	..	8,239
Total Silk manufactures	5,164	6,283	5,318	736	7,148
Wool—										
Raw .. lb	43,754,991	64,501,290	48,811,502	42,698,493	47,475,039	1,542,192	2,502,251	2,567,052	2,716,506	3,591,932
Manufactures—										
Carpets and rugs ..	793,080	1,104,733	1,025,962	58,780	231,763	68,526	88,040	85,644	5,459	24,311
Other sorts .. value	1,066	2,380	3,391	1,042	5,016
Total Woollen manufactures	69,592	90,420	89,035	6,501	29,327

(a) Separately recorded from December, 1918

No. 13—continued

UNITED KINGDOM—continued

EXPORTS THERE TO—continued

INDIAN MERCHANDISE—concluded

ARTICLES	QUANTITY					VALUE				
	1914-15	1915-16	1916-17	1917-18	1918-19	1914-15	1915-16	1916-17	1917-18	1918-19
TOBACCO—						£	£	£	£	£
Unmanufactured . . . lb	1,017,368	5,470,145	5,421,716	170,246	2,010,104	6,220	28,564	47,871	2,094	40,050
Manufactured—										
Cigars	60,289	71,846	75,155	30,015	40,417	5,279	6,880	7,376	3,381	4,461
Other sorts	243	72,460	39,375	13	558	202
Total Tobacco	1,077,800	5,623,447	5,537,245	21,261	2,048,521	11,512	36,022	55,449	5,475	44,517
TOYS AND REQUISITES FOR GAMES AND SPORTS, INCLUDING FISHING TACKLE (OTHER THAN FIREARMS) value						5,308	1,615	976	274	226
WAX OF ALL KINDS, OTHER THAN PARAFFIN WAX (EXCLUDING CANDLES) cwt	2,079	4,133	3,609	2,685	2,001	19,060	24,703	21,340	18,672	20,020
WOOD AND TIMBER—										
Timber, other than railway sleepers—										
Teak wood cubic tons	29,182	25,846	20,256	4,918	17,345	370,246	328,690	265,607	73,543	267,300
Other timber	844	633	324	..	5	4,505	2,885	2,556	..	28
Wood—										
Ornamental wood—										
Sandal (a) tons	—	—	—	—	6	12,532	34,083	58,997	20,957	753
Other kinds value	—	—	—	—	—	..	7
Manufactures of wood, other than furniture and cabinet ware	—	—	—	—	—	1,648	111	1,116	20	39
Total Wood and Timber	—	—	—	—	—	395,016	365,776	323,368	94,520	268,216
ARTICLES EXPORTED BY POST	—	—	—	—	—	187,963	292,960	335,781	431,989	610,628
ALL OTHER ARTICLES OF MERCHANDISE	—	—	—	—	—	55,143	50,772	78,840	56,708	74,583
GRAND TOTAL	—	—	—	—	—	37,257,924	48,788,054	52,717,606	40,155,022	46,600,716

FOREIGN MERCHANDISE

ARTICLES	QUANTITY					VALUE				
	1914-15	1915-16	1916-17	1917-18	1918-19	1914-15	1915-16	1916-17	1917-18	1918-19
ANIMALS, LIVING no.	14	20	8	2	1	237	1,237	424	201	53
APPAREL (INCLUDING DRAPEY, UNIFORMS, ACCOUTREMENTS, BUT EXCLUDING HOSIERY) value	—	—	—	—	—	60,079	44,590	26,142	6,475	11,624
ARMS, AMMUNITION, AND MILITARY STORES—										
Firearms, and parts thereof	—	—	—	—	—	4,200	3,686	1,282	535	755
Other sorts	—	—	—	—	—	517	94	165	168	161
Total Arms, ammunition, and military stores	—	—	—	—	—	4,807	3,780	1,447	693	916
BOOKS, PRINTED, AND PRINTED MATTER (NOT BEING STATIONERY), INCLUDING MAPS AND CHARTS cwt	723	796	281	29	123	7,388	8,136	3,267	804	976

(a) Quantity not available prior to 1918-19

UNITED KINGDOM—continued

EXPORTS THERE TO—continued

FOREIGN MERCHANDISE—continued

ARTICLES	QUANTITY					VALUE				
	1914-15	1915-16	1916-17	1917-18	1918-19	1914-15	1915-16	1916-17	1917-18	1918-19
BOOTS AND SHOES pairs	4,035	650	407	20	25	1,907	270	107	23	27
CARRIAGES AND CABS (EXCLUDING RAILWAY CARRIAGES), AND PARTS THEREOF value	—	—	—	—	—	28,673	9,207	2,649	100	655
CHEMICALS AND CHEMICAL PREPARATIONS (EXCLUDING CHEMICAL MANURES AND MEDICINES)	—	—	—	—	—	450	2,008	2,018	1,055	927
CHINESE AND JAPANESE WARE (INCLUDING LACQUERED WARE, BUT EXCLUDING EARTHENWARE AND PORCELAIN)	—	—	—	—	—	1,055	940	310	20	220
COAL, COKE, AND PATENT FUEL tons	—	—	—	974	—	—	1	—	1,048	—
COFFEE cwt	1	147	—	—	200	4	377	—	—	910
CUTLERY value	—	—	—	—	—	1,508	721	310	40	110
DRUGS AND MEDICINES (EXCLUDING CHEMICALS AND NARCOTICS)—	—	—	—	—	—	—	—	—	—	—
Camphor lb	—	—	35,040	—	—	—	—	4,443	—	—
Quinine salts (a)	—	2,300	31	—	—	—	3,528	81	—	—
Other sorts value	—	—	—	—	—	1,676	4,717	10,120	2,351	4,029
Total Drugs and Medicines	—	—	—	—	—	1,676	8,245	14,655	2,351	4,029
DYEING AND TANNING SUBSTANCES—	—	—	—	—	—	—	—	—	—	—
Aniline lb	—	14,049	—	—	1	—	9,184	—	—	1
Other sorts value	—	—	—	—	—	—	2	1	200	6,029
Total Dyeing and Tanning substances	—	—	—	—	—	—	9,186	1	200	6,029
EARTHENWARE AND PORCELAIN (EXCLUDING PIPES OF EARTHENWARE)	—	—	—	—	—	2,020	1,838	232	103	310
ELECTROPLATED WARE	—	—	—	—	—	2,524	2,765	892	33	242
FISH (EXCLUDING CANNED FISH)—	—	—	—	—	—	—	—	—	—	—
Fishmaws and sharkfins cwt	1,086	843	566	719	65	13,048	10,239	7,574	9,443	917
FRUITS AND VEGETABLES—	—	—	—	—	—	—	—	—	—	—
Fruits and vegetables: dried, salted, or preserved—	—	—	—	—	—	—	—	—	—	—
Dates	248	301	1,108	804	110	140	231	745	1,604	231
Other sorts	19,156	94,574	89,517	77,067	76,964	45,448	250,884	277,851	273,575	257,604
Total value	—	—	—	—	—	45,597	251,116	278,596	275,179	257,735
FURNITURE AND CABINETWARE	—	—	—	—	—	4,263	2,717	698	93	659
GLASS AND GLASSWARE	—	—	—	—	—	2,037	2,125	1,907	533	154
GUMS AND RESINS—	—	—	—	—	—	—	—	—	—	—
Arabic cwt	1,697	5,964	6,665	5,177	564	1,993	7,053	10,113	14,046	2,383
Olibanum or frankincense	3,014	9,641	8,686	10,285	2,002	3,703	12,189	18,165	23,900	5,792
Other sorts	182	2,450	2,211	869	6,335	395	1,953	16,496	5,500	47,801
Total Gums and Resins	4,843	18,055	17,562	16,331	8,901	6,151	23,095	44,778	43,465	65,981
HARDWARE (EXCLUDING CUTLERY AND ELECTROPLATED WARE) value	—	—	—	—	—	19,951	9,173	9,047	3,623	4,386
INSTRUMENTS, APPARATUS, AND APPLIANCES, AND PARTS THEREOF—	—	—	—	—	—	—	—	—	—	—
Electrical	—	—	—	—	—	5,046	6,592	4,057	571	1,223
Musical—	—	—	—	—	—	—	—	—	—	—
Talking machines and accessories	—	—	—	—	—	350	657	47	—	96
Other sorts	—	—	—	—	—	3,010	1,823	546	94	30
Total Musical	—	—	—	—	—	3,360	2,485	593	94	126
Photographic	—	—	—	—	—	860	820	192	65	151
Other kinds	—	—	—	—	—	6,440	3,981	1,989	663	7,336
Total Instruments, Apparatus, and Appliances	—	—	—	—	—	15,706	19,581	6,931	1,383	8,486

(a) Separately recorded from April, 1915

No. 13—continued
 UNITED KINGDOM—continued
 EXPORTS THERE TO—continued
 FOREIGN MERCHANDISE—continued

ARTICLES	QUANTITY					VALUE				
	1914-15	1915-16	1916-17	1917-18	1918-19	1914-15	1915-16	1916-17	1917-18	1918-19
IVORY, UNMANUFACTURED lb	0,090	1,885	24,752	1,682	..	£ 2,370	£ 741	£ 10,312	£ 789	..
JEWELLERY (EXCLUDING IMITATION JEWELLERY AND PRECIOUS STONES AND PEARLS, UNSET), ALSO PLATE OF GOLD AND SILVER—										
Jewellery value	—	—	—	—	—	8,177	1,009	501	300	630
Plate of gold and silver	—	—	—	—	—	10,327	10,401	2,388	970	4,543
Total Jewellery, also plate of gold and silver	—	—	—	—	—	18,504	11,530	2,889	1,270	5,143
LEATHER—										
Hides and skins, tanned or dressed (cwt = no.)	..	2 = 224	2 = 731	45	137
Unwrought cwt	5	2	61	6
Manufactures (excluding boots and shoes and bolting for machinery) value	—	—	—	—	—	2,368	1,980	820	105	44
Total Leather	—	—	—	—	—	2,429	1,790	1,007	105	44
LIQUORS—										
Ale, beer, and porter gals.	25	..	11	211	6,857	4	..	4	68	1,144
Other sorts	303	1,108	174	183	276	268	100	215	223	271
Total Liquors	328	1,108	185	394	6,133	272	106	219	291	1,415
MACHINERY, AND MILL-WORK value	—	—	—	—	—	18,477	9,130	23,520	2,568	1,738
MATCHES gross of boxes	3	28,779	..	5	2,405	..	1,441	..	1	255
METALS AND ORES—										
Brass, Bronze, and similar alloys cwt	14	1,821	1,756	71	1	183	10,243	6,043	177	7
Copper	2,027	1,504	8,914	8,007	5,975	50,092
Iron or steel tons	234	187	151	22	10	2,752	2,785	3,281	680	473
Tin	611	5	..	5,030	..
Zinc or spelter	1,933	6,533	1,778	686	13,917	2,098
Others	1,818	147	4,452	148	12	3,778	707	15,623	185	41
Total Metals and ores	494	686	996	59	11	15,496	29,632	77,732	6,134	520
OILS—										
Vegetable, non-essential gals.	3,701	..	35,629	657	..	6,039
Mineral	694	1,498	511,731	631,033	1,774,875	23	170	4,876	6,132	25,390
Others	3	215	..	1	133
Total Oils	4,395	1,601	547,360	631,633	1,775,090	680	171	10,915	6,132	25,523
PAINTS AND COLOURS cwt	450	60	1	48	25	2,108	211	7	61	276
PAPER AND PASTEBOARD value	—	—	—	—	—	121	1,492	384	12	7
PRINTING AND LITHOGRAPHING MACHINERY AND MATERIALS (EXCLUDING PAPER)	—	—	—	—	—	1,008	503	411	667	410
PRINTS, ENGRAVINGS, AND PICTURES	—	—	—	—	—	2,308	1,411	431	89	446
PROVISIONS AND OILMAN'S STORES (EXCLUDING FISH AND FRUITS AND VEGETABLES) cwt	854	1,433	36	100	2,124	3,038	4,581	198	237	4,091
RAILWAY PLANT AND ROLLING-STOCK value	—	—	—	—	—	1,414	4	126
RUBBER, RAW AND MANUFACTURES	—	—	—	—	—	2,430	4,656	1,946	97	1,731
SEEDS cwt	9,033	44	293	13,933	118	714	..	5
SHELLS AND COWRIES value	—	—	—	—	—	3,243	8,129	8,651	1,774	12,330

UNITED KINGDOM

(200)

No. 13—continued

UNITED KINGDOM—concluded

EXPORTS THERETO—concluded.

FOREIGN MERCHANDISE—concluded

ARTICLES	QUANTITY					VALUE				
	1914-15	1915-16	1916-17	1917-18	1918-19	1914-15	1915-16	1916-17	1917-18	1918-19
SPICES—						£	£	£	£	£
Cloves lb	..	602,423	124,222	2,105,026	1,043,691	..	15,356	2,851	64,035	37,103
Nutmegs "	13,072	20,873	38,070	12,096	39,200	585	750	1,171	720	2,573
Pepper "	131,859	78,078	3,930	2,293
Other sorts "	722	6,214	30,872	12,622	33,056	47	465	1,200	1,008	3,653
Total Spices "	14,394	119,510	194,070	2,322,503	1,194,024	632	16,577	5,312	70,083	45,022
SUGAR—										
Sugar, 16 Dutch stand- ard and above . . . cwt	596,002	..	24	8	1	492,077	..	30	11	1
TEXTILES—										
Cotton—										
Raw "	70	1,335	450	11,201	..
Twist and yarn . . . lb	5,510	141	32,216	388	14	1,000
Manufactures—										
Piece goods—										
Grey (unbleached) yards	40,742	12,099	4,942	323	125	55
White (bleached) "	9,924	14,743	39,933	7,200	..	196	259	817	240	..
Coloured, printed, or dyed "	73,431	24,506	40,497	4,334	39,633	1,390	372	1,250	288	1,371
Fonts of all descrip- tions "	19,074	210	18,155	180	8	183
Total Piece goods "	143,171	51,558	103,527	11,534	39,633	2,089	769	2,204	528	1,371
Other sorts of manu- factures value	1,542	1,740	229	180	..
Total Cotton manufactures (including twist and yarn) "	4,019	2,513	3,623	717	1,371
Flax—										
Manufactures—										
Canvas yards	135	1,023	27,318	24	136	6,251
Other sorts value	400	438	455	140	20
Total Flax manufactures "	424	574	6,706	140	20
Hatters' and millin- ery "	3,357	1,208	551	281	1,510
Silk—										
Manufactures "	1,179	700	1,433	2,700	1,530
Wool—										
Raw lb	8,690,227	15,397,517	12,022,900	12,517,189	16,062,076	295,404	611,223	683,700	693,274	995,137
Manufactures—										
Piece goods yards	23,144	3,642	13,333	..	2,115	1,471	496	513	..	570
Other sorts value	2,082	2,153	1,507	1,395	2,481
Total Woollen manufactures "	3,553	2,649	2,020	1,395	3,051
TOBACCO—										
Manufactured lb	850	7,772	2,029	20,323	13,898	125	1,043	392	2,308	1,057
TOYS AND REQUISITES FOR GAMES AND SPORTS (INCLUDING FISHING TACKLE) OTHER THAN FIRE- ARMS value	1,533	1,272	254	14	472
WOOD AND TIMBER "	27,938	18,005	24,027	1,634	505
ARTICLES RE-EXPORTED BY POST "	21,780	22,963	36,158	57,403	133,098
ALL OTHER ARTICLES OF MERCHANDISE "	6,491	8,170	4,200	700	8,328
GRAND TOTAL "	1,166,419	1,167,110	1,311,819	1,214,676	1,503,602
GRAND TOTAL OF INDIAN AND FOREIGN MER- CHANDISE "	38,424,343	49,055,164	54,029,421	41,309,593	48,280,318

(201)

RUSSIA

No. 13—continued

RUSSIA
IMPORTS THEREFROM

ARTICLES	QUANTITY					VALUE				
	1914-15	1915-16	1916-17	1917-18	1918-19	1914-15	1915-16	1916-17	1917-18	1918-19
DRUGS AND MEDICINES (EXCLUDING CHEMICALS AND NARCOTICS) . . . value	—	—	—	—	—	£	£	£	£	£
OILS—										
Mineral—										
Kerosene . . . gals.	582,661	18,208
PAPER AND PASTE- BOARD . . . value	—	—	—	—	—	1,014	55	19
RUBBER—										
Manufactures—										
Tyres for motor cars and motor cycles . . . no.	257	85	1,747	320
TEA-CHESTS, ENTIRE OR IN SECTIONS . . . value	—	—	—	—	—	..	54,746	148,006	87,332	3,227
TEXTILES—										
Cotton—										
Manufactures, includ- ing twist and yarn . . . "	—	—	—	—	—	1,852	1,362
WOOD AND TIMBER—										
Wood—										
Manufactures of wood, other than furniture and cabinet-ware . . . "	—	—	—	—	—	..	16	18,158	5	..
ALL OTHER ARTICLES OF MERCHANDISE . . . "	—	—	—	—	—	687	211	28	38	4
GRAND TOTAL . . . "	—	—	—	—	—	24,408	57,478	164,801	87,375	3,231

EXPORTS THERETO

INDIAN MERCHANDISE

ARTICLES	QUANTITY					VALUE				
	1914-15	1915-16	1916-17	1917-18	1918-19	1914-15	1915-16	1916-17	1917-18	1918-19
CHEMICALS AND CHEMICAL PREPARATIONS—						£	£	£	£	£
Saltpetre . . . cwts	10,350	13,553
DYING AND TANNING SUBSTANCES—										
Cutch and Gambier . . . "	..	3,200	3,500	3,017	4,266
Indigo "	60	333	472	794	21,773	31,092
Myrobalans "	3,945	2,934	12,094	1,341	1,026	3,758
Turmeric "	2,634	1,585
Total Dyeing and Tann- ing substances "	6,639	6,467	16,066	3,720	25,816	39,116

No. 13—continued
 RUSSIA—continued
 EXPORTS THERETO—continued

INDIAN MERCHANDISE—continued

ARTICLES	QUANTITY					VALUE				
	1914-15	1915-16	1916-17	1917-18	1918-19	1914-15	1915-16	1916-17	1917-18	1918-19
GRAIN, PULSE, AND FLOUR—						£	£	£	£	£
Rice, not in the husk . cwts	85,243	416,810	26,020	114,784
GUMS AND RESINS . "	..	2,001	451	2,134	767
HIDES AND SKINS, RAW {	148	..	1,702	564	..	15,547
= no. =	1,270	..	8,200
LAC—										
Shell cwts	1,818	6,213	8,191	4,873	17,822	34,489
Button "	154	220	582	560
TOTAL LAC "	1,972	6,433	8,191	5,455	18,382	34,489
METALS AND ORES—										
Lead, Pig "	2,023	19,286	55,637	4,000	..	2,000	22,828	85,423	6,733	..
PARAFFIN WAX "	..	698	1,060
SEEDS—										
Castor "	9,023	92,202	60,645	15,072	..	4,119	38,396	34,513	8,720	..
Coconut kernel or copra . "	59,176	79,266
Sesamum (oil or jinjil) . "	83,333	67,669
TEA, BLACK lbs	19,632,717	36,590,118	27,603,384	8,122,196	..	666,826	1,411,276	1,028,483	266,179	..
" GREEN "	3,370	112
Total Tea "	19,636,087	36,590,118	27,603,384	8,122,196	..	666,938	1,411,276	1,028,483	266,179	..
TEXTILES—										
Cotton, raw cwts	54,661	937	27,674	42,611	..	140,443	1,520	74,790	178,386	..
Hemp, raw "	490	653
Jute, raw tons	4,357	3,285	11,765	37,867	65,942	252,265
Manufactures—										
Jute, twist and yarn . lbs	..	112,000	9,968	1,102	107
" gunny bags . no.	8,188,600	86,149,700	78,261,400	1,000	..	146,772	1,719,644	1,731,948	19	..
" cloth . yards	976,000	19,184,000	40,121,000	2,238,000	..	6,510	197,707	466,161	25,115	..
" Rope and twine . cwts	..	1,027	102	1,260	150
WAX OF ALL KINDS "	91	..	557	606	..	2,982
ARTICLES EXPORTED BY POST value	35	555	994	5,570	..
ALL OTHER ARTICLES OF MERCHANDISE "	1,112	311	66
GRAND TOTAL "	1,239,749	3,622,717	3,781,372	490,731	..

FOREIGN MERCHANDISE

ARTICLES	QUANTITY					VALUE				
	1914-15	1915-16	1916-17	1917-18	1918-19	1914-15	1915-16	1916-17	1917-18	1918-19
GUMS AND RESINS—						£	£	£	£	£
Olibanum or frankincense . cwts	8,361	75	100	5,704	100	167
Other sorts "	18	18
Total Gums and Resins . "	3,374	75	100	5,722	100	167
JEWELLERY (excluding IMITATION JEWELLERY AND PRECIOUS STONES AND PEARLS, UNSET), ALSO PLATE OF GOLD AND SILVER—										
Jewellery value	1,736
ALL OTHER ARTICLES OF MERCHANDISE "	482	117	20	130	..
GRAND TOTAL "	6,204	217	1,923	130	..
GRAND TOTAL OF INDIAN AND FOREIGN MERCHANDISE "	1,245,953	3,622,934	3,783,295	490,861	..

[No. 13—continued

SWEDEN

IMPORTS THEREFROM

ARTICLES	QUANTITY					VALUE				
	1914-15	1915-16	1916-17	1917-18	1918-19	1914-15	1915-16	1916-17	1917-18	1918-19
						£	£	£	£	£
BOOTS AND SHOES . . . pairs	49,826	218,127	154,395	2,306	10,534	8,777
BUILDING AND ENGINEERING MATERIALS, other than OF IRON, STEEL OR WOOD value	—	—	—	—	—	1	2,631	73	40	..
CHEMICALS AND CHEMICAL PREPARATIONS (excluding CHEMICAL MANURES AND MEDICINES) . . . "	—	—	—	—	—	3,527	2,541	435
FURNITURE AND CABINET WARE . . . "	—	—	—	—	—	145	220	2,143	981	101
GLASS AND GLASSWARE . . . "	—	—	—	—	—	1,832	7,361	6,289	3,235	832
HARDWARE, excluding CUTLERY AND ELECTRO-PLATED WARE—										
Builder's hardware . . . "	—	—	—	—	—	7,314	25,531	23,888	2,562	201
Domestic hardware . . . "	—	—	—	—	—	1,677	5,304	4,206	3,816	824
Implements and tools, other than agricultural implements and machine tools . . . "	—	—	—	—	—	285	860	401	403	1,705
Lamps, metal . . . no.	203	1,092	450	336	165	1,605	2,025	1,837	4,432	958
" Parts of . . . value	—	—	—	—	—	1,800	1,581	4,225	4,810	2,408
Other sorts . . . "	—	—	—	—	—	4,874	16,499	14,457	6,438	6,051
Total Hardware, excluding Cutlery, etc. . . "	—	—	—	—	—	17,055	51,800	49,014	22,021	12,293
INSTRUMENTS, APPARATUS, AND APPLIANCES AND PARTS THEREOF . . . "	—	—	—	—	—	586	985	693	3,249	55
MACHINERY AND MILLWORK . . . "	—	—	—	—	—	234	1,290	4,464	12,598	13,018
MANURES—										
Artificial and mineral manures . . . tons	130	1,524
MATCHES—										
Safety gross of boxes	1,385,310	1,017,510	905,296	976,948	88,250	80,733	68,058	81,266	128,149	11,471
Other sorts . . . "	1,492,000	1,808,499	541,700	256,630	29,830	98,746	93,797	42,797	38,730	5,223
METALS AND ORES—										
Iron—										
Manufactures—										
Angle, bolt, and rod: tons	52	125	5	635	1,810	168
Bars and channel . . . "	1,517	1,234	344	195	44	18,476	17,842	8,867	7,352	2,697
Total Iron Manufactures . . . "	1,569	1,409	349	195	44	19,111	19,652	9,030	7,352	2,697
Iron or Steel—										
Nails, rivets, and washers . . . "	849	1,892	1,418	628	1,129	15,865	44,476	45,887	32,661	136,233
Other manufactures . . . "	15	..	1	11	2	253	13	3	899	10
Total Iron or Steel . . . "	864	1,892	1,419	639	1,131	16,118	44,489	45,890	33,560	136,252
Steel—										
Angle and spring . . . "	10	..	20	342	..	1,064
Bars and channel . . . "	320	395	267	133	..	4,689	7,483	8,205	7,382	..
Cast . . . "	47	71	154	168	44	910	1,241	4,558	6,094	3,031
Total Steel . . . "	367	466	431	301	64	5,599	8,724	13,165	14,076	4,095
Others . . . cwts	235	201	197	79	2
Total Metals (excluding ores) tons	2,312	3,777	2,199	1,133	1,239	41,025	72,944	68,085	54,478	143,610
MOTOR CARS AND MOTOR CYCLES AND PARTS THEREOF . . . value	—	—	—	—	—	9	..	49	593	4,811
PAPER AND PASTEBOARD—										
Packing paper . . . cwts	5,653	23,909	9,507	4,308	3,544	3,803	19,835	12,950	9,613	12,631
Printing paper . . . "	40,720	65,460	33,422	33,096	16,084	26,686	47,269	44,104	65,338	50,566
Writing paper and envelopes . . . value	—	—	—	—	—	1,490	10,729	2,483	820	524
Other kinds of paper. cwts	6,835	40,221	46,652	39,008	2,557	6,832	37,660	67,050	101,429	14,821
Paper manufactures (a) value	—	—	—	—	—	—	—	—	—	4,179
Pasteboard, millboard and cardboard of all kinds . . . cwts	266	905	2,173	12,201	6,425	254	1,539	2,493	23,527	18,301
Total Paper and Pasteboard value	—	—	—	—	—	39,085	117,032	129,080	200,727	101,022
PAPER-MAKING MATERIALS cwts	95,207	118,624	151,409	15,000	23,000	40,983	68,158	183,788	30,755	42,498
STONE AND MARBLE . . . "	..	200	..	2,000	11	..	80	..	1,386	19

(a) Separately recorded from April, 1918

No. 13—continued
SWEDEN—continued

IMPORTS THEREFROM—continued

ARTICLES	QUANTITY					VALUE				
	1914-15	1915-16	1916-17	1917-18	1918-19	1914-15	1915-16	1916-17	1917-18	1918-19
TEA OFFSETS ENTIRE OR IN SLOTTIONS value	—	—	—	—	—	£ 838	£ ..	£ 301	£ 12,688	£ 677
TELEPHONES, MATERIALS FOR CONSTRUCTION AND ACCESSORIES ..	—	—	—	—	—	..	3,008	2,009	5,437	6,210
WOOD AND TIMBER—										
Timber, other than railway sleepers cubic tons	610	617	47	10	..	3,373	6,216	544	20	..
Manufactures of wood, other than furniture and cabinetwork value	—	—	—	—	—	882	4,065	959	473	205
ARTICLES IMPORTED BY POST ..	—	—	—	—	—	19	..	7	..	14
ALL OTHER ARTICLES OF MERCHANDISE ..	—	—	—	—	—	1,882	8,539	2,622	2,093	745
GRAND TOTAL ..	—	—	—	—	—	340,740	514,254	583,375	518,033	342,835

EXPORTS THERETO

INDIAN MERCHANDISE

ARTICLES	QUANTITY					VALUE				
	1914-15	1915-16	1916-17	1917-18	1918-19	1914-15	1915-16	1916-17	1917-18	1918-19
DYEING AND TANNING SUBSTANCES—						£	£	£	£	£
Myrobalans . . . cwts	..	5,550	1,995
GRAIN, PULSE, AND FLOUR—										
Rice, not in the husk ..	245,086	334,574	107,694	..	206,970	70,914	94,906	32,673	..	58,819
Wheat ..	100,076	33,359
HIDES AND SKINS, RAW } ..	19,526	6,564	94,819	30,440
—no. } =185,650	=185,650	=53,230					
OILS—										
Vegetable, non-essential—										
Coconut . . . gals.	166,154	21,300
SEEDS—										
Linseed . . . cwts	6,000	19,087	2,850	10,221
SPICES . . . lbs	71,540	1,152
TEXTILES—										
Cotton, raw . . . cwts	29,095	22,116	56,153	32,778
Jute, raw . . . tons	1,193	2,844	530	..	893	18,169	43,209	12,253
Wool—carpets and rugs lbs	18,598	..	1,948	1,213	..	24,990
ALL OTHER ARTICLES OF MERCHANDISE value	—	—	—	—	—	905	586	158
GRAND TOTAL ..	—	—	—	—	—	290,421	204,004	46,139	..	94,188

FOREIGN MERCHANDISE

ARTICLES	QUANTITY					VALUE				
	1914-15	1915-16	1916-17	1917-18	1918-19	1914-15	1915-16	1916-17	1917-18	1918-19
TOTAL VALUE	—	—	—	—	—	£ 943	£ 188	£ 9	£ ..	£ ..
GRAND TOTAL OF INDIAN AND FOREIGN MERCHANDISE value	—	—	—	—	—	300,364	204,192	46,148	..	94,188

No. 13—continued

NORWAY

IMPORTS THEREFROM

ARTICLES	QUANTITY					VALUE				
	1914-15	1915-16	1916-17	1917-18	1918-19	1914-15	1915-16	1916-17	1917-18	1918-19
CHEMICALS AND CHEMICAL PREPARATIONS (excluding CHEMICAL MANURES AND MEDICINES)—						\$	£	£	£	£
Carbide of Calcium . . . cwt	10,885	16,557	7,809	420	112	8,219	13,653	11,233	761	283
GLASS AND GLASSWARE . . . value	—	—	—	—	—	26	953	2,441	2,048	481
HARDWARE, excluding CUTLERY AND ELECTROPLATED WARE . . . "	—	—	—	—	—	4,100	3,681	10,606	8,384	6,271
MACHINERY AND MILL-WORK—										
Electrical machinery . . . "	—	—	—	—	—	41	3	1,217
MANURES—										
Artificial and mineral manures . . . tons	491	528	5,652	6,610
MATCHES—										
Safety . . . gross of boxes	10,050	1,850	16,650	3,550	52,846	702	115	1,356	447	7,072
Other sorts . . . "	639,400	542,250	281,849	285,050	162,249	40,856	44,899	29,558	45,679	28,043
METALS AND ORES—										
Iron or steel—										
Nails, rivets, and washers . . . tons	1,050	2,985	1,967	971	1,492	26,085	50,034	51,733	44,971	134,404
Steel—										
Bars and channel . . . "	318	3,879
Others . . . cwt	284	40	1,360	260	..	183	56	1,532	462	..
Total Metals (excluding ores) tons	2,282	2,987	2,035	984	1,492	30,147	50,090	53,265	45,433	134,404
PAPER AND PASTEBOARD—										
Packing paper . . . cwt	9,823	28,114	15,360	13,706	11,345	5,891	21,993	19,654	25,092	35,015
Printing paper . . . "	60,980	111,602	130,225	85,525	96,244	42,605	83,938	201,313	195,966	275,927
Writing paper and envelopes . . . value	—	—	—	—	—	3,541	30,537	30,719	18,852	20,919
Other kinds of paper . . . cwt	11,448	28,609	19,760	23,386	16,280	8,474	24,422	33,441	65,671	68,773
Pasteboard, millboard and cardboard of all kinds . . . "	627	274	712	1,003	205	271	219	847	1,936	408
Total Paper and Pasteboard . . . value	—	—	—	—	—	60,732	166,109	285,974	307,517	401,042
PAPER-MAKING MATERIALS cwt	4,425	88,708	10,500	..	11,001	2,605	51,002	10,485	..	19,445
PROVISIONS AND OILMAN'S STORES—										
Milk, condensed and preserved (including milk cream). . . lbs	371,495	511,868	864,505	180,243	..	6,656	9,836	17,863	4,997	..
Other sorts of provisions value	—	—	—	—	—	835	3,880	2,744	879	157
Total Provisions and Oilman's stores . . . "	—	—	—	—	—	7,491	13,216	20,607	5,876	157
TEA CHESTS, ENTIRE OR IN SECTIONS. . . "	—	—	—	—	—	963	802	234	1,562	3
TOYS AND REQUISITE FOR GAMES AND SPORTS (including FISHING TACKLE). . . "	—	—	—	—	—	127	1,793	95	316	..
WOOD AND TIMBER—										
Timber, other than railway sleepers . . . cubic tons	1,898	1,246	1,158	754	..	11,754	11,098	13,752	15,317	..
Manufactures of wood . . . value	—	—	—	—	—	392	304	958	..	1,537
ALL OTHER ARTICLES OF MERCHANDISE . . . "	—	—	—	—	—	1,245	2,762	724	559	1,583
GRAND TOTAL . . . "	—	—	—	—	—	175,102	367,032	441,288	433,889	601,628

NORWAY
DENMARK

(206)

No. 13—continued
NORWAY—continued
EXPORTS THERETO

ARTICLES	QUANTITY					VALUE				
	1914-15	1915-16	1916-17	1917-18	1918-19	1914-15	1915-16	1916-17	1917-18	1918-19
						£	£	£	£	£
COIR, MANUFACTURED (EXCLUDING ROPE) cwt	2,315	5,940	1,200	1,501	11,157	1,074	3,753	670	1,001	6,866
DYEING AND TANNING SUBSTANCES— Myrobalsam	200	4,694	8,441	80	1,379	2,704	..
FIBRE FOR BRUSHES AND BROOMS	1,299	1,000	..	804	..	1,712	1,283	..	1,340
GRAIN, PULSE, AND FLOUR— Rice, not in the husk	45,298	36,400	32,009	54,010	127,214	16,925	12,408	10,720	20,809	41,019
HIDES AND SKINS, RAW— Hides, raw	2,243	10,353	13,861	787	..	10,522	45,477	65,597	2,957	..
Leather—Button	=21,125	=82,835	=107,450	=6,000	570	496
.. shell	44	994	1,415	159	8,704	13,733
OILS— Vegetable, non-essential— Coconut	20,998	2,999
SEEDS— Copra or coconut kernel cwt	13,999	19,998	18,666	19,998	..
Linseed	24,000	74,000	29,000	11,400	37,467	15,467
Rape	1	6,000	1	3,000
TEA, BLACK	850	1,044	4,408	35,600	3,175	28	37	163	1,018	120
TEXTILES— Cotton, raw	9,205	4,908	4,234	1,811	1,208	15,709	9,457	10,535	5,126	5,533
Hemp (chiefly sunn), raw	1,145	520	..	2,800	11,460	918	520	..	6,000	36,940
Jute— Raw	574	757	179	1,429	357	8,328	13,784	3,700	25,236	5,200
Manufactures— Gunny bags	175,000	75,000	250,000	1,149,500	1,746,500	3,133	1,200	4,454	25,819	89,086
.. cloth	510,000	850,000	250,000	4,593	8,071	5,479
Wool— Carpets and rugs	672	597	13,611	4,667	14,092	172	61	1,200	315	1,372
ALL OTHER ARTICLES OF MERCHANDISE	—	—	—	—	—	1	8	12
GRAND TOTAL	—	—	—	—	—	76,556	126,025	136,706	123,318	209,813

FOREIGN MERCHANDISE

ARTICLES	QUANTITY					VALUE				
	1914-15	1915-16	1916-17	1917-18	1918-19	1914-15	1915-16	1916-17	1917-18	1918-19
TOTAL VALUE	—	—	—	—	—	£	£	£	£	£
GRAND TOTAL OF INDIAN AND FOREIGN MERCHANDISE	—	—	—	—	—	76,556	126,048	136,819	123,318	209,813

DENMARK
IMPORTS THEREFROM

ARTICLES	QUANTITY					VALUE				
	1914-15	1915-16	1916-17	1917-18	1918-19	1914-15	1915-16	1916-17	1917-18	1918-19
BUILDING AND ENGINEERING MATERIALS, other than OF IRON, STEEL, OR WOOD— Cement	2,384	10,531	..	59	..	320	2,129	..	63	..
LIQUORS including METHYLATED AND PERFUMED SPIRITS— Ale, beer, and porter	4,882	18,379	4,667	4,250	..	684	2,685	806	1,138	..
SPRIT	194	591	491	808	779	289	594	787	1,089	1,280
MACHINERY AND MILLWORK	—	—	—	—	—	406	408	988	4,579	4,135
PROVISIONS AND OILMAN'S STORES— Butter (including canned) lbs	117,535	93,984	45,758	18,477	2,796	9,763	8,946	4,759	2,302	442
Other sorts of provisions value	—	—	—	—	—	56	26	68	40	..
Total Provisions and Oilman's stores	—	—	—	—	—	9,819	8,972	4,812	2,342	442
STONE AND MARBLE	298	10	200	2,000	..	40	11	118	1,324	..
TELEPHONES, MATERIALS FOR CONSTRUCTION AND ACCESSORIES value	—	—	—	—	—	2,259
ALL OTHER ARTICLES OF MERCHANDISE	—	—	—	—	—	1,587	1,498	929	846	732
GRAND TOTAL	—	—	—	—	—	13,145	16,247	10,644	11,031	6,689

No. 13—continued
DENMARK—continued
EXPORTS THERE TO

INDIAN MERCHANDISE

ARTICLES	QUANTITY					VALUE				
	1914-15	1915-16	1916-17	1917-18	1918-19	1914-15	1915-16	1916-17	1917-18	1918-19
COIR, MANUFACTURED (EXCLUDING ROPE) . cwt	1,841	2,700	£ 1,227	£ 1,880
FIBRE FOR BRUSHES AND BROOMS "	100	702	100	856
FODDER, BRAN, AND POLLARDS— Bran and pollards (excluding oil cake) tons	8,654	19,052
GRAIN, PULSE, AND FLOUR— Rice, not in the husk . cwt	118,000	37,851
SEEDS— Linseed "	2,000	50,000	1,138	25,000
TEA, BLACK lbs	20	27,721	1	819
TEXTILES— Hemp (chiefly sann), raw cwt	2,389	5,000	1,906	8,717
Jute— Manufactures— Gunny bags no.	180,000	4,277
Wool—carpets and rugs lbs	91,688	16,219	142,069	6,858	2,868	10,162
ALL OTHER ARTICLES OF MERCHANDISE value	—	—	—	—	—	498
GRAND TOTAL "	—	—	—	—	—	66,040	27,736	6,858	2,868	19,608

FOREIGN MERCHANDISE

ARTICLES	QUANTITY					VALUE				
	1914-15	1915-16	1916-17	1917-18	1918-19	1914-15	1915-16	1916-17	1917-18	1918-19
TOTAL VALUE	—	—	—	—	—	£ 2
GRAND TOTAL OF INDIAN AND FOREIGN MERCHANDISE value	—	—	—	—	—	66,042	27,736	6,858	2,868	19,608

GERMANY
IMPORTS THEREFROM

ARTICLES	QUANTITY					VALUE				
	1914-15	1915-16	1916-17	1917-18	1918-19	1914-15	1915-16	1916-17	1917-18	1918-19
APPAREL (excluding HOSIERY AND BOOTS AND SHOES)— Apparel (including drapery, uniforms, accoutrements) value	—	—	—	—	—	10,854	4,415	457
Gold and silver thread "	—	—	—	—	—	8,278	970	9
Lametta lbs	41,851	2,672	437	4,348	410	94
Other sorts value	—	—	—	—	—	689	264	49
Total Apparel "	—	—	—	—	—	24,169	6,059	609

No. 13—continued

GERMANY—continued

IMPORTS THEREFROM—continued

ARTICLES	QUANTITY					VALUE				
	1914-15	1915-16	1916-17	1917-18	1918-19	1914-15	1915-16	1916-17	1917-18	1918-19
ARMS, AMMUNITION, AND MILITARY STORES . value	—	—	—	—	—	£ 1,250	£ 68
BELTING FOR MACHINERY—										
Of leather	—	—	—	—	—	3,105
„ other materials	—	—	—	—	—	6,787	292	163
Total Belting for machinery	—	—	—	—	—	9,892	292	163
BOOKS, PRINTED, AND PRINTED MATTER, (not being STATIONERY) including MAPS AND CHARTS . cwt	161	1,443	6
BOOTS AND SHOES . pairs	80,840	1,103	3,786	50
BRUSHES AND BROOMS . doz.	21,185	775	81	2,264	141	16
BUILDING AND ENGINEERING MATERIALS, other than OF IRON, STEEL, OR WOOD—										
Bricks doz.	150,820	8,742	2,438	67
Cement cwt	84,275	4,260	74	11,802	650	19
Tiles nos	251,750	23,524	5,000	2,321	141	25
Other kinds cwt	6,257	2,508
Total Building and Engineering materials . value	—	—	—	—	—	19,067	858	44
CANDLES OF ALL KINDS . lbs	63,403	6,623	1,470	225
CARRIAGES AND CARTS (excluding RAILWAY CARRIAGES); AND PARTS THEREOF—										
Carriages and carts no.	1,485	20	7,440	45
„ „ Parts of (excluding rubber tyres) value	—	—	—	—	—	6,849	3
Total Carriages and carts, etc.	—	—	—	—	—	14,289	48
CHEMICALS AND CHEMICAL PREPARATIONS (excluding CHEMICAL MANURES AND MEDICINES)—										
Acids cwt	760	16	2,151	63
Aluminous sulphates (including alum)	4,227	222	1,209	74
Bleaching materials	3,074	1,127
Carbide of Calcium	2,832	2,225
Potassium compounds	929	134	10	1,429	237	42
Soda compounds	4,966	225	80	3,007	193	116
Other sorts of chemicals value	—	—	—	—	—	26,068	5,938	24
Total Chemicals and chemical preparations	—	—	—	—	—	37,276	6,555	182
CLOCKS AND WATCHES, AND PARTS THEREOF—										
Clocks and time pieces no.	33,244	2,941	69	234	..	3,232	300	82	148	..
Watches	4,777	780
Parts of clocks and watches value	—	—	—	—	—	..	5
Total Clocks and watches and parts thereof	—	—	—	—	—	3,962	305	82	148	..
COAL, COKE, AND PATENT FUEL tons	2,613	5,123

No. 13—continued
 GERMANY—continued
 IMPORTS THEREFROM—continued

ARTICLES	QUANTITY					VALUE				
	1914-15	1915-16	1916-17	1917-18	1918-19	1914-15	1915-16	1916-17	1917-18	1918-19
COFFEE (other than ROASTED OR GROUND) . . . cwt	465					£ 1,241	£	£	£	£
CUTLERY . . . value						23,850	1,489	879		
CYCLES (other than MOTOR CYCLES), ETC. . . value						1,308	333			
DRUGS AND MEDICINES (excluding CHEMICALS AND NARCOTICS)—										
Proprietary and patent medicines . . . value						11,020	102	33		
Quinine and alkaloids thereof (a) . . . lbs	113,190					9,257				
Cinchona bark (b) . . . "		84					3			
Quinine salts (b) . . . "		1,052					560			
Other sorts of drugs and medicines . . . value						10,395	937	88		
Total Drugs and Medicines . . . "						36,672	1,602	121		
DYEING AND TANNING SUBSTANCES—										
Dyes obtained from coal tar—										
Alizarine . . . lbs	2,518,229	31,248				67,001	6,690			
Aniline . . . "	2,812,582	104,216	3,927			142,365	18,999	968		
Others . . . "	26,996	1,120				2,437	89			
Total Dyes obtained from coal tar . . . "	5,352,807	136,534	3,927			211,803	25,778	968		
Indigo, synthetic . . . cwt	2,741	79				27,741	1,444			
Other sorts (including lac-dye) . . . "	1,656	15	6			7,391	70	44		
Total Dyeing and Tanning substances . . . value						246,935	27,292	1,019		
EARTHENWARE AND PORCELAIN (excluding PIPES OF EARTHENWARE) . . . "						15,358	1,666	191	109	30
FIREWORKS . . . "						7,889	2,576	459		
FURNITURE AND CABINETRY—										
Bedsteads . . . "						2				
Furniture of wood (other than bedsteads) . . . "						489	23		69	
Furniture of other materials (other than bedsteads) . . . "						450	303	104	31	
Mouldings . . . "						18,507	981	178		
Total Furniture and Cabinetware . . . "						14,448	1,107	282	129	
GLASS AND GLASSWARE—										
Bangles . . . "						4,025	457			
Beads and false pearls . . . cwt	1,691	85	5			7,791	419	37	12	
Bottles and phials—										
Sodawater bottles . . . gross	254					322				
Others . . . "	43,686	2,011	1,436			18,382	1,367	265		
Funnels, globes, and glass parts of lamps . . . value						15,081	1,303	272	1	
Sheet and plate . . . suppl. feet	560,764	26,806	10,160			4,428	160	59		
Tableware (including decanters, tumblers, etc.) . . . value						2,074	279	35		
Other glassware . . . "						7,802	1,033	337	43	
Total Glass and Glassware . . . "						69,505	5,018	1,055	56	

(a) Subdivided into "Cinchona bark" and "Quinine salts" from April, 1915
 (b) Separately recorded from April, 1915

ARTICLES	QUANTITY					VALUE				
	1914-15	1915-16	1916-17	1917-18	1918-19	1914-15	1915-16	1916-17	1917-18	1918-19
						\$	\$	\$	\$	\$
HARDWARE (excluding CUTLERY AND ELECTRO-PLATED WARE)—										
Builders' hardware, such as locks, hinges, doorbolts, etc. . . value	—	—	—	—	—	24,780	1,948	175
Domestic hardware (other than enamelled iron ware) . . . "	—	—	—	—	—	12,018	891	474
Enamelled ironware . . . "	—	—	—	—	—	13,375	497	539	20	..
Implements and tools (other than agricultural implements and machine tools) . . . "	—	—	—	—	—	6,002	1,015	84
Lamps, metal . . . no.	460,623	45,470	7,154	184	..	25,712	2,141	463	42	..
Parts of lamps other than glass . . . value	—	—	—	—	—	6,717	540	98
Other sorts . . . "	—	—	—	—	—	63,219	6,053	2,041	51	..
Total Hardware (excluding Cutlery and Electro-plated ware) . . . "	—	—	—	—	—	172,418	13,089	8,873	113	..
INSTRUMENTS, APPARATUS, AND APPLIANCES, AND PARTS THEREOF—										
Electrical, other than telegraphic and telephone, not being machinery—										
Electric fans and parts thereof . . . value	—	—	—	—	—	2,295	78
Electric lamps and parts thereof . . . "	—	—	—	—	—	2,766	154	24	..	15
Electric wires and cables . . . "	—	—	—	—	—	1,578	197	271
Other sorts . . . "	—	—	—	—	—	7,080	376	55	434	..
Musical—										
Pianos and Piano-players, complete . . . no.	81	1	3,122	27
Talking machines and accessories . . . value	—	—	—	—	—	2,451	702	94
Other sorts including parts of musical instruments . . . "	—	—	—	—	—	5,057	218	101	55	..
Optical . . . "	—	—	—	—	—	1,184	47
Photographic . . . "	—	—	—	—	—	1,512	110
Scientific and philosophical . . . "	—	—	—	—	—	1,745	168
Surgical . . . "	—	—	—	—	—	4,211	545
Other kinds . . . "	—	—	—	—	—	492
Total Instruments, Apparatus, and Appliances, and parts thereof . . . "	—	—	—	—	—	34,043	2,917	545	489	15

No. 13—continued

GERMANY—continued

IMPORTS THEREFROM—continued

ARTICLES	QUANTITY					VALUE				
	1914-15	1915-16	1916-17	1917-18	1918-19	1914-15	1915-16	1916-17	1917-18	1918-19
IVORY—						£	£	£	£	£
Unmanufactured . lbs	41,440	627	21,141	288
Manufactured . value	—	—	—	—	—	5,492
Total Ivory . . .	—	—	—	—	—	26,633	288
LEATHER—										
Skins, tanned or dressed . { cwt = no.	58 =10,850	1 =402	2,631	98
Unwrought . cwt	240	8	1,292	61
Manufactures . value	—	—	—	—	—	2,329	147	64
Total Leather . . .	—	—	—	—	—	6,252	301	64
LIQUORS (including METHYLATED AND PERFUMED SPIRITS)—										
Ale, beer, and porter . gals.	262,462	10,173	7,597	43,417	1,895	767
Spirit—										
Brandy	43,576	1,759	456	9,885	494	504
Rum	18,112	1,513	3,301	328
Whisky	5,716	875	26	1,402	252	6
Spirit, present in drugs, medicines, or chemicals . .	1,372	96	26	1,155	109	58
Spirit, perfumed . . .	2,432	82	5,404	160
Other sorts	23,911	2,277	1,381	4,198	356	421
Total Spirit	95,119	6,602	1,859	25,345	1,694	989
Wines	7,850	241	32	2,252	41	11
Total Liquors	362,431	17,016	9,588	71,014	3,630	1,767

No. 13—continued

GERMANY—continued

IMPORTS THEREFROM—continued

ARTICLES	QUANTITY					VALUE				
	1914-15	1915-16	1916-17	1917-18	1918-19	1914-15	1915-16	1916-17	1917-18	1918-19
						\$	\$	€	\$	\$
MACHINERY AND MILLWORK—										
Prime-movers (other than electrical)—										
Locomotives (excluding those for railways) . . . value	—	—	—	—	—	4,686	51
Others "	—	—	—	—	—	945
Total Prime-movers "	—	—	—	—	—	5,631	51
Electrical machinery of all kinds, not including instruments, apparatus, and appliances, and parts thereof—										
Motors "	—	—	—	—	—	998
Other kinds "	—	—	—	—	—	5,694	358
Total Electrical machinery "	—	—	—	—	—	6,692	358
Machinery, not being prime-movers or electrical machinery—										
Rice and flour mill machinery "	—	—	—	—	—	12,751	178
Sewing and knitting machines and parts thereof—										
Sewing and knitting machines no.	5,384	352	65	15,650	1,023	270
Parts of sewing and knitting machines and accessories value	—	—	—	—	—	681	7
Total Sewing and knitting machines, etc. . . . "	—	—	—	—	—	16,331	1,030	270
Textile machinery—										
Cotton "	—	—	—	—	—	5,546	..	3
Jute "	—	—	—	—	—	4,051	305	387
Total Textile machinery "	—	—	—	—	—	9,597	305	390
Other sorts of machinery (excluding printing machinery) "										
	—	—	—	—	—	27,711	1,332
Total Machinery and mill-work "	—	—	—	—	—	78,713	3,254	660
FERTILIZERS—										
Artificial and mineral manures tons	444	106	31	4,644	822	317
MAKERS—										
Safety gross of boxes	65,850	1,250	1,250	3,653	57	56
Other sorts "	29,775	5,600	3,750	4,209	1,122	302
METALS AND ORES—										
Aluminium cwt	6,030	590	3	34,034	3,247	32	4	..

No. 13—continued

GERMANY—continued

IMPORTS THEREFROM—continued

ARTICLES	QUANTITY					VALUE				
	1914-15	1915-16	1916-17	1917-18	1918-19	1914-15	1915-16	1916-17	1917-18	1918-19
METALS AND ORES—contd.						£	£	£	£	£
Brass, Bronze, and similar alloys—										
Wrought—										
Mixed or yellow metal, for sheathing . . . cwt	106,235	11,775	343,881	30,605
Other sorts . . . "	1,649	65	2	7,583	310	14
Copper—										
Wrought—										
Braziers and sheets ..	33,924	938	132,348	3,803
Wire, excluding wire of telegraph and telephone ..	531	29	10	2,299	142	68
Others . . . "	1,720	199	8,676	1,047
Total Copper . . . "	36,175	1,161	10	143,323	5,057	68
German-silver . . . "	1,952	92	10	14	..	12,785	773	56	81	..
Iron—										
Manufactures—										
Bars and channel tons	426	32	101	3,171	419	972
Others . . . "	62	567	4	..
Total Iron (excluding ore) . . . "	488	32	101	3,738	419	972	4	..
Iron or Steel—										
Beams, pillars, girders, and bridge-work ..	5,753	293	187	40,043	3,703	2,654
Bolts and nuts ..	721	42	2	10,760	676	45
Hoops and strips ..	1,762	190	14,296	2,209
Nails, rivets, and washers ..	1,923	104	70	22,716	2,010	1,714
Pipes and fittings, cast ..	794	9	6,285	89
Rails, chairs, and fish-plates (excluding those for railways) ..	8,841	29	24,104	251
Screws ..	33	1,049	16
Sheets and Plates—										
Galvanized ..	454	10	5,081	163
Tinned ..	1	19
Not galvanized or tinned ..	12,631	958	81	91,751	10,326	1,332
Total Sheets and plates ..	13,086	968	81	96,851	10,489	1,332
Tubes, pipe and fittings wrought . . . "	671	48	3	9,105	584	89
Wire ..	1,742	57	78	18,651	676	704
Other manufactures of iron or steel . . . "	1,455	448	26	15,511	5,565	237
Total Iron or Steel ..	31,771	2,188	442	259,571	26,273	6,766
Steel—										
Angle and spring ..	8,097	480	19	48,004	4,857	253
Bars and channel ..	36,587	1,818	27	220,429	17,497	283
Cast ..	401	20	4,224	251
Total Steel . . . "	45,085	2,318	46	272,657	22,605	536

GERMANY—continued -
IMPORTS THEREFROM—continued

ARTICLES	QUANTITY					VALUE				
	1914-15	1915-16	1916-17	1917-18	1918-19	1914-15	1915-16	1916-17	1917-18	1918-19
						£	£	£	£	£
METALS AND ORES—concluded										
Lead—										
Ore tons	12	271
Lead (excluding ore) cwt	206	39	544	48
Tin	303	60	3,042	403
Zinc or spelter—										
Unwrought ..	84	1,524
Wrought or manufactured ..	4,808	255	7,032	343
Other sorts ..	82	87
Total Zinc or spelter ..	5,914	255	8,643	343
Metals, unenumerated ..	157	5	..	1,240	119	..
Total Metals (excluding Ores) tons	85,284	5,230	590	1	..	5,919,941	99,083	8,444	208	..
Total Ores ..	12	271
MOTOR CARS AND MOTOR CYCLES AND PARTS THEREOF—										
Motor cars no.	21	2	5,338	141
Motor cycles ..	2	114
Parts of motor cars and motor cycles and accessories (excluding rubber tyres) value	1,539
Total Motor cars and motor cycles, etc.	6,991	141
OILS—										
Essential .. gals.	2,266	123	16	9,429	818	54
Mineral—										
Lubricating oils ..	33,792	3,819	2,255	238
Other kinds ..	1,354,510	47,746	76,051	103,705	4,058	5,987
Other kinds of oils ..	288	24	60	4
Total Oils ..	1,390,856	51,712	76,067	115,449	5,113	6,041
OIL-CLOTH AND FLOOR-CLOTH .. sq. yards										
	57,911	6,616	1,750	1,365	318	18
PAINTS AND PAINTERS' MATERIALS—										
Paints and Colours—										
White and red lead cwt.	3,422	520	3,031	578
Other sorts ..	7,005	588	147	8,450	316	222
Painters' materials value	3,776	244	13
Total Paints and Painters' materials	15,266	1,738	241
PAPER AND PASTEBOARD—										
Packing paper .. cwt	8,414	308	257	5,020	499	183
Printing paper ..	31,925	1,498	564	22,704	1,129	511
Writing paper and envelopes .. value	12,803	1,192	164	190	..
Other kinds of paper .. cwt	33,681	2,828	616	29,801	2,757	550	1	..
Pasteboard, millboard, and cardboard of all kinds ..	12,464	979	672	3,140	1,046	350
Total Paper and Pasteboard .. value	78,468	6,683	1,761	200	..
PAPER MAKING MATERIALS cwt	17,138	3,040	3,200	881	..	8,608	1,473	1,480	806	..

No. 13—continued

GERMANY—continued

IMPORTS THEREFROM—continued

ARTICLES	QUANTITY					VALUE				
	1914-15	1915-16	1916-17	1917-18	1918-19	1914-15	1915-16	1916-17	1917-18	1918-19
POLISHES . . . value	—	—	—	—	—	2,094	49	26
PRINTING AND LITHO- GRAPHING MACHINERY AND MATERIALS (ex- cluding PAPER) . . .	—	—	—	—	—	2,690	671	18
PRINTS, ENGRAVINGS, AND PICTURES . . .	—	—	—	—	—	2,646	379
PROVISIONS AND OILMAN'S STORES—										
Biscuits and cakes . lbs	282,131	408	6,400	7
Milk, condensed and pre- served (including milk cream) . . .	663,733	2,444	8,857	36
Other sorts of provisions— Canned and bottled pro- visions (not specified elsewhere) . . . cwt	686	21	2,027	81	2
Others . . . value	—	—	—	—	—	2,667	179	37
Total Provisions and Oilman's stores . . .	—	—	—	—	—	19,851	303	30
RAILWAY PLANT AND ROLLING-STOCK—										
Carriages and wagons and parts thereof . . .	—	—	—	—	—	98,769
Locomotive engines and tenders and parts thereof . . .	—	—	—	—	—	47,383	13
Materials for construc- tion—										
Sleepers and keys of steel or iron . . . cwt	31,259	0,221
Other sorts . . .	15,995	18,628
Total Materials for con- struction . . .	47,254	27,847
Total Railway plant and rolling-stock . . . value	—	—	—	—	—	178,689	13
RUBBER—										
Manufactures—										
Tyres for motors and motor cycles . . . no.	3,674	68	18,258	186
Tubes for motor tyres . .	5,150	76	4,140	50
Other manufactures (except apparel and boots and shoes) . . . value	—	—	—	—	—	32,276	755	30
Total Rubber manufac- tures . . .	—	—	—	—	—	54,669	991	30
SALT . . . tons	30,695	206	35,609	457
SEEDS . . . cwt	3,600	318	4,923	778
SMOKERS' REQUISITES (excluding TOBACCO) . . . value	—	—	—	—	—	3,437	73	2	114	..
SOAP—										
Toilet soap . . . cwt	250	7	1,031	33
Other sorts . . .	54	174	1
TOTAL SOAP . . .	304	7	1,205	34

GERMANY

(216)

No. 13—continued

GERMANY—continued

IMPORTS THEREFROM—continued

ARTICLES	QUANTITY					VALUE				
	1914-15	1915-16	1916-17	1917-18	1918-19	1914-15	1915-16	1916-17	1917-18	1918-19
SPICES . . . lbs	549,685	1,349
STARCH AND FARINA . cwts	20,880	1,471	13,212	1,210
STATIONERY (excluding PAPER) . value	—	—	—	—	—	18,883	2,076	203	41	..
SUGAR—										
Sugar, 16 Dutch Standard and above . cwts	2,065	317	1,233	338
Saccharin . . . lbs	0,393	200	2,060	177
Other . . . cwts	96	35	10	242	43	16
Total Sugar . . . "	2,235	354	10	3,535	558	16
TEA-CHESTS, ENTIRE OR IN SECTIONS . value	—	—	—	—	—	1,024
Manufactures—										
Twist and yarn . . . lbs	176,989	4,400	24,868	32,279	412	2,008
Blankets . . . "	941,425	135,900	69,977	19,195	1,850	98,547	5,428	8,040	1,015	88
Handkerchiefs and shawls in the piece . no.	90,150	56,412	6,710	6,490	4,641	1,087
Hosiery . . . value	—	—	—	—	—	21,563	4,766	800	599	..
Lace and patent net . yards	91,798	652	419	3,675	34	20
Piece goods—										
Coloured, printed, or dyed . . . "	1,203,214	183,265	24,635	23,169	..	45,611	7,560	994	848	..
Fents of all descriptions . . . "	28,638	33,880	311	218
Thread, sewing . . . lbs	13,091	2,205	445	1,571	188	49
Other sorts of manufactures . value	—	—	—	—	—	8,442	513	141
Total Cotton manufactures (including twist and yarn) . . . "	—	—	—	—	—	143,489	23,758	8,125	2,462	108
FLAX MANUFACTURES (including twist and yarn) . . . "	—	—	—	—	—	1,731	100
HATTERDASHERY AND MILLINERY . . . "	—	—	—	—	—	61,361	6,122	1,762	600	..

No. 13—continued
 GERMANY—continued
 IMPORTS THEREFROM—concluded

ARTICLES	QUANTITY					VALUE				
	1914-16	1915-16	1916-17	1917-18	1918-19	1914-15	1915-16	1916-17	1917-18	1918-19
						£	£	£	£	£
TEXTILES—contd.										
Silk—										
Manufactures—										
Goods of silk mixed with other materials yards	331,233	39,295	25,058	3,449
Piece goods .. "	10,939	504	1,078	44
Other sorts .. value	—	—	—	—	—	697	152
Total Silk manufactures (including silk yarn, etc.) .. "	—	—	—	—	—	27,433	3,651
Wool—										
Manufactures—										
Yarn and knitting wool .. lbs	233,743	16,460	1,165	1,453	..	39,059	2,982	188	421	..
Carpets and rugs .. "	45,994	7,316	350	2,426	365	21
Hosiery .. "	9,082	654	24	500	..	2,041	149	23	154	..
Piece goods .. yards	1,418,144	269,518	3,004	2,530	..	84,039	15,984	225	511	..
Shawls .. no.	237,500	224,294	39,398	200	..	49,986	44,957	9,344	53	..
Other sorts .. lbs	26,232	1,267	170	2,050	164	32
Total Woollen manufactures (including yarn and knitting wool) .. value	—	—	—	—	—	179,601	64,598	9,333	1,139	..
TOBACCO .. lbs	10,273	..	1,352	1,023	..	160
TOILET REQUISITES (NOT SPECIFIED ELSEWHERE) value	—	—	—	—	—	6,318	406	170	21	..
TOYS AND REQUISITES FOR GAMES AND SPORTS, including FISHING TACKLE—										
Toys .. value	—	—	—	—	—	18,143	2,712	567	300	..
Requisites for games and sports—										
Playing cards .. "	—	—	—	—	—	1,432	61	9
Other sorts .. "	—	—	—	—	—	955	33	20
Total Toys and requisites, etc. .. "	—	—	—	—	—	20,530	2,806	596	300	..
UMBRELLAS AND UMBRELLA FITTINGS .. value	—	—	—	—	—	31,017	446	163
WOOD AND TIMBER .. "	—	—	—	—	—	3,823	78	43
ARTICLES IMPORTED BY POST .. "	—	—	—	—	—	9,157
ALL OTHER ARTICLES OF MERCHANDISE .. "	—	—	—	—	—	18,586	2,555	426	140	..
GRAND TOTAL .. "	—	—	—	—	—	3,099,677	307,606	51,873	7,136	153

No. 13—continued
 GERMANY—continued
 EXPORTS THERETO

INDIAN MERCHANDISE

ARTICLES	QUANTITY					VALUE				
	1914-15	1915-16	1916-17	1917-18	1918-19	1914-15	1915-16	1916-17	1917-18	1918-19
ANIMALS, LIVING . . . no.	2,070	£ 1,332	£ ..	£ ..	£ ..	£ ..
BRISTLES cwts	542	10,029
BUILDING AND ENGINEER- ING MATERIALS, other than OF IRON, STEEL, OR WOOD value	—	—	—	—	—	825
COFFEE cwts	1,783	7,392
COIR—										
Manufactured (exclud- ing rope) "	68,022	52,591
DRUGS AND MEDICINES (INCLUDING CHEMI- CALS AND NARCOTICS). value	—	—	—	—	—	1,403
DYEING AND TANNING SUBSTANCES—										
Cutch and gambier . . . cwts	1,250	1,495
Myrobalans "	121,082	44,817
Turmeric "	3,642	2,180
Other sorts "	3,131	1,141
Total Dyeing and Tanning substances "	120,985	40,633
FIBRE FOR BRUSHES AND BROOMS "	16,510	20,134
FODDER, BRAN, AND POLLARDS (excluding OILCAKE)—										
Bran and pollards . . . tons	21,832	44,206
Other sorts cwts	32,224	4,704
Total Fodder, bran, and pollards value	—	—	—	—	—	48,910
FRUITS AND VEGETABLES] "	—	—	—	—	—	7,503
GRAIN, PULSE, AND FLOUR —										
Grain cwts	21,096	6,541
Pulse "	11,912	3,445
Rice, not in the husk . . "	2,300,411	752,900
Wheat "	46,786	16,809
Other sorts "	3,780	1,460
Total Grain, Pulse, and Flour "	2,383,985	781,215
GUMS AND RESINS—										
Arabic "	4,412	5,889
Other sorts "	204	231
Total Gums and Resins . . "	4,616	6,120
HIDES AND SKINS, RAW—										
Hides, raw—										
Buffalo hides {	7,744	86,618
Cow hides {	137,655	701,252
Calf skins {	1,083	4,622
Other hides {	93	373
Total Hides, raw {	140,575	832,865
= no. =	1,660,259					

No. 13—continued
 GERMANY—continued
 EXPORTS THERE TO—continued

INDIAN MERCHANDISE—continued


ARTICLES	QUANTITY					VALUE				
	1914-15	1915-16	1916-17	1917-18	1918-19	1914-15	1915-16	1916-17	1917-18	1918-19
HIDES AND SKINS, RAW—contd.										
Skins, raw—										
Goat skins	cwts =no.	7,008 =336,176	35,375
Sheep skins	cwts =no.	751 =60,750	4,104
Other skins	cwts =no.	.. =1	8
Total Skins, raw	cwts =no.	7,754 =396,927	39,572
Total Hides and Skins, raw (excluding cuttings of hides and skins, raw)	cwts =no.	154,329 =2,057,186	372,437
HORNS, TIPS AND PIECES OF HORN, AND HORNMEAL										
..	cwts	7,374	5,496
LAC—										
Button	..	2,971	10,070
Seed	..	168	458
Shell	..	20,257	67,422
Other kinds (excluding lacdye)	..	4,257	3,181
Total Lac	..	27,653	81,131
Skins, tanned or dressed	cwts =no.	718 =100,780	12,503
MANURES—										
Bones	tons	3,461	20,148
Other kinds	..	234	1,348
Total Manures	..	3,695	21,496
METALS AND ORES—										
Brass, Bronze, and similar alloys	cwts	19	350
Manganese ore	tons	14,250	17,908
Ores, unenumerated	..	208	18,687
Total Metals and Ores	..	14,469	36,945
SLICK	cwts	4,087	18,866
OILS—										
Animal	gals.	78,966	2,765
Essential—										
Lemon grass oil	..	1,454	1,747
Other sorts	..	668	2,367
Mineral	..	8	†
Vegetable, non-essential	..	121,791	15,633
TOTAL OILS	..	202,887	22,512
OILCAKES	cwts	168,008	42,487
PARAFFIN WAX	..	6,630	8,989
PROVISIONS AND OIL-MAN'S STORES	value	—	—	—	—	2,648

No. 13—continued
 GERMANY—continued
 EXPORTS THEREOF—continued

INDIAN MERCHANDISE—concluded

ARTICLES	QUANTITY					VALUE				
	1914-15	1915-16	1916-17	1917-18	1918-19	1914-15	1915-16	1916-17	1917-18	1918-19
SEEDS—						£	£	£	£	£
Oil-seeds—										
Essential . . . cwts	6,095	2,092
Non-essential—										
Castor	14,686	6,755
Copra or coconut kernel	194,243	200,902
Groundnuts	73,800	47,001
Linseed	201,066	119,904
Moha or mohra	3,489	1,620
Mustard	3,394	2,665
Niger	11,816	6,389
Poppy	19,223	13,586
Rape	162,148	90,020
Sesamum (fil or jinjil)	37,309	30,196
Other sorts	7,914	8,317
Other than oil-seeds	2,324	1,143
Total Seeds	739,547	585,640
SPICES lbs	1,434,305	25,449
TEA, BLACK	187,958	7,951
TEXTILES—										
Cotton—										
Raw cwt	1,239,472	2,968,224
Kapok	1,334	3,251
Hemp (chiefly gunn)—										
Raw	42,118	48,805
Jute—										
Raw tons	30,031	880,918
Manufactures—										
Gunny bags . . . no.	2,260,870	47,713
cloth yards	2,448,000	25,488
Other kinds . . . cwt	301	180
Total Jute manufactures (including twist and yarn) value	—	—	—	—	—	73,381
Wool—										
Raw lbs	109,192	4,633
Manufactures . . . value	—	—	—	—	—	807
TOBACCO lbs	267,105	1,156
WAX OF ALL KINDS, OTHER THAN PARAFFIN WAX (excluding candles) cwt	1,043	7,340
WOOD AND TIMBER—										
Timber, other than railway sleepers—										
Teak wood . . . cubic tons	2,703	36,990
Other timber	203	1,253
Wood—										
Ornamental . . . value	—	—	—	—	—	7,843
Total Wood and Timber, other than manufactures of wood	—	—	—	—	—	48,086
ALL OTHER ARTICLES OF MERCHANDISE	—	—	—	—	—	18,873
GRAND TOTAL	—	—	—	—	—	6,784,961

No. 13—continued
 GERMANY—concluded
 EXPORTS THERETO—concluded



GERMANY
 HOLLAND

FOREIGN MERCHANDISE

ARTICLES	QUANTITY					VALUE				
	1914-15	1915-16	1916-17	1917-18	1918-19	1914-15	1915-16	1916-17	1917-18	1918-19
GUMS AND RESINS—						£	£	£	£	£
Arabic cwt	958	078
Olibanum or frank- incense "	2,762	4,204
Other sorts "	116	89
Total Gums and Resins "	3,831	5,271
HARDWARE (excluding CUT- LEBY AND ELECTRO- PLATED WARE) value	—	—	—	—	—	4,514
INSTRUMENTS, APPARATUS, AND APPLIANCES, AND PARTS THEREOF "	—	—	—	—	—	609
ALL OTHER ARTICLES OF MERCHANDISE "	—	—	—	—	—	2,487
GRAND TOTAL "	—	—	—	—	—	12,881
GRAND TOTAL OF INDIAN AND FOREIGN MERCHANDISE "	—	—	—	—	—	6,797,942

HOLLAND
 IMPORTS THEREFROM

ARTICLES	QUANTITY					VALUE				
	1914-15	1915-16	1916-17	1917-18	1918-19	1914-15	1915-16	1916-17	1917-18	1918-19
BELTING FOR MACHINERY value	—	—	—	—	—	£ 147	£ 2,029	£ 1,505	£ 3,200	£ 627
CHEMICALS AND CHEMICAL PREPARATIONS (excluding CHEMICAL MANURES AND MEDICINES)—										
Acids cwt	90	158	69	221	691	624
Other sorts of chemicals . value	—	—	—	—	—	886	87	1,779
Total Chemicals and che- mical preparations, etc. "	—	—	—	—	—	1,107	778	2,397
COAL, COKE, AND PATENT FUEL—										
Coal tons	19,191	24,269

No. 13—continued
HOLLAND—continued
IMPORTS THEREFROM—continued

ARTICLES	QUANTITY					VALUE				
	1914-15	1915-16	1916-17	1917-18	1918-19	1914-15	1915-16	1916-17	1917-18	1918-19
DYEING AND TANNING SUBSTANCES . . . value	—	—	—	—	—	3,130	1,005
EARTHENWARE AND PORCELAIN (excluding PIPES OF EARTHENWARE) ..	—	—	—	—	—	10,125	22,850	27,290	10,553	3,783
GLASS AND GLASSWARE ..	—	—	—	—	—	679	1,715	4,008	4,576	1,551
HARDWARE, (excluding CUTLERY AND ELECTRO-PLATED WARE) ..	—	—	—	—	—	4,957	5,249	1,131	1,051	57
INSTRUMENTS, APPARATUS, AND APPLIANCES, AND PARTS THEREOF— Electrical, etc. ..	—	—	—	—	—	2,584	13,502	23,626	54,100	59,777
Other kinds ..	—	—	—	—	—	57	61	20
Total Instruments, Apparatus, etc. ..	—	—	—	—	—	2,641	13,563	23,646	54,100	59,777
LIQUORS, (including METHYLATED AND PERFUMED SPIRITS)— Ale, beer, and porter . gals.	22,075	68,836	54,179	60,082	2,187	3,298	13,913	10,450	13,663	440
Spirit— Brandy	6,164	24,956	29,333	8,164	3,802	1,214	6,594	12,801	4,788	3,151
Gin	21,441	22,261	20,074	5,237	3,724	4,251	5,544	7,838	3,102	4,472
Rum	704	5,761	1,905	207	279	131	1,282	774	122	107
Whisky	610	1,592	4,366	4,704	2,075	134	494	1,923	2,708	2,275
Others	1,200	2,399	1,269	810	153	554	714	1,710	802	198
Total Spirit	30,119	59,969	56,947	19,122	10,038	6,264	14,628	25,106	11,522	10,203
Wines	1,096	2,446	2,380	481	104	575	681	907	332	134
Total Liquors	53,290	148,251	113,508	79,685	12,329	10,157	29,222	36,463	25,417	10,873
MACHINERY AND MILL-WORK MANURES— Artificial and mineral manures tons	377	3,872
MATCHES gross of boxes	10,050	1,700	463	100
METALS (excluding Ores) tons	328	266	43	7	..	3,784	6,640	1,435	860	98
OILS— Essential gals.	..	16	329	15	9	..	42	1,412	77	45
PAINTS AND PAINTERS' MATERIALS— Paints and Colours cwt	12,214	3,399	2,846	251	218	3,235	3,034	3,103	900	727
Painters' materials value	—	—	—	—	—	138	434	851
Total Paints, etc.	—	—	—	—	—	3,373	4,068	4,014	900	727
PAPER AND PASTEBOARD— Packing paper cwt	2,120	5,868	624	63	..	1,229	3,832	805	155	..
Printing paper	4,472	3,808	2,000	109	..	3,110	4,081	4,041	355	..
Writing paper and envelopes value	—	—	—	—	—	1,088	1,769	3,149	3,483	402
Other kinds of paper cwt	4,313	4,834	2,029	4,161	282	2,833	5,103	5,911	8,089	1,737
Pasteboard, mill-board, and card-board of all kinds	32,270	34,232	7,899	3,806	2,015	12,142	14,953	5,985	4,344	4,132
Total Paper, etc. value	—	—	—	—	—	30,402	29,738	19,931	17,000	6,271
PROVISIONS AND OILMAN'S STORES— Cheese (including canned) lbs	823,953	315,456	333,054	85,998	..	34,202	17,661	27,754	10,077	..
Cocoa and chocolate ..	11,682	24,565	43,231	76,971	28,606	1,317	2,836	2,775	5,851	2,318
Jams and jellies	44,542	85,100	688	1,590
Milk, condensed and preserved (including milk cream) ..	4,458,140	3,718,606	1,121,534	167,895	..	68,250	66,247	29,214	4,034	..
Other sorts of provisions— Canned and bottled provisions (not specified elsewhere) cwt	174	367	137	111	32	804	1,809	1,181	805	340
Others value	—	—	—	—	—	1,062	409	256	150	..
Total Provisions and Oilman's stores	—	—	—	—	—	101,323	90,552	61,180	21,007	2,658
SEEDS— Essential cwt	5,853	6,594	4,054	3,599	..	5,797	9,960	8,554	11,176	..
Other sorts	41	..	54	51	18	184
Total Seeds	5,894	6,594	4,108	3,599	..	5,848	9,978	8,738	11,176	..
SOAP	743	376	63	1,616	732	272
STARCH AND FARINA	7,601	5,365	119	99	..	5,692	7,184	222	287	..
STATIONERY (excluding PAPER) value	—	—	—	—	—	2,799	386	548	485	8

No. 13—continued

HOLLAND—continued

IMPORTS THEREFROM—concluded

ARTICLES	QUANTITY					VALUE				
	1914-15	1915-16	1916-17	1917-18	1918-19	1914-15	1915-16	1916-17	1917-18	1918-19
						£	£	£	£	£
TEXTILES—										
Cotton—										
Manufactures—										
Twist and yarn . . lbs	1,983,770	909,335	241,840	107,241	55,907	25,026
Blankets . . . "	2,278,410	1,673,829	732,493	263,306	1,652	86,530	50,997	38,462	15,603	115
Handkerchiefs and shawls in the piece . no.	23,841	65,910	6,783	1,200	..	1,832	4,494	919	176	..
Hosiery . . . value	—	—	—	—	—	1,710	843	407
Piece goods—										
Grey (unbleached) . yards	618,531	90,360	5,450	5,808	880	100
White (bleached) . "	7,201,492	6,644,114	3,361,185	1,813,732	100,783	123,618	112,166	71,392	64,351	3,083
Coloured, printed, or dyed . . . "	13,076,698	14,253,941	11,066,185	4,503,053	1,028,111	274,948	306,698	300,773	171,586	44,073
Other sorts of manu- factures . . . value	—	—	—	—	—	310	120	196
Total Cotton manufac- tures (including Twist and yarn) . . . "	—	—	—	—	—	602,036	541,105	437,274	241,716	46,174
Flax—										
Manufactures—										
Piece goods . . yards	75,894	27,100	1,618	570
Other sorts . . . value	—	—	—	—	—	..	41
Total Flax Manufactures, including Twist and yarn . . . "	—	—	—	—	—	1,618	611
HABERDASHERY AND MILLINERY . . . "										
	—	—	—	—	—	403	168	329	408	..
Wool, manufactures—										
Piece goods . . . yards	204,258	69,617	50,093	4,641	..	25,215	8,186	7,550	853	..
Other sorts . . . value	—	—	—	—	—	110
Total Woolen manufac- tures (including yarn and knitting wool) . . "	—	—	—	—	—	25,325	8,186	7,550	853	..
TOBACCO—										
Unmanufactured . lbs	33,687	49,426	33,039	22,071	169	2,850	5,925	4,149	4,662	47
Manufactured—										
Cigars "	34,239	33,596	22,032	20,784	5,574	6,578	9,151	6,078	8,254	2,407
Other sorts . . . "	6,646	6,381	8,909	401	538	658
Total Tobacco . . . "	74,572	89,402	64,070	42,855	5,743	11,829	15,614	11,785	12,816	2,454
TOYS AND REQUISITES FOR GAMES AND SPORTS, including Fish- ing tackle . . . value										
	—	—	—	—	—	1,310	1,817	362
ARTICLES IMPORTED BY POST . . . "										
	—	—	—	—	—	250	2,472	2,560	..	6
ALL OTHER ARTICLES OF MERCHANDISE . . . "										
	—	—	—	—	—	3,960	4,318	3,211	2,301	921
GRAND TOTAL . . . "	—	—	—	—	—	854,846	801,312	661,343	410,197	169,018

EXPORTS THERETO

INDIAN MERCHANDISE

ARTICLES	QUANTITY					VALUE				
	1914-15	1915-16	1916-17	1917-18	1918-19	1914-15	1915-16	1916-17	1917-18	1918-19
						£	£	£	£	£
COFFEE cwt	1,055	2,984
COIR, MANUFACTURED (EX- CLUDING ROPE) . . . "	81,880	61,701	1,119	22,464	43,925	893

INDIAN MERCHANDISE—continued

ARTICLES	QUANTITY					VALUE				
	1914-15	1915-16	1916-17	1917-18	1918-19	1914-15	1915-16	1916-17	1917-18	1918-19
						£	£	£	£	£
DYEING AND TANNING SUBSTANCES—										
Cutch and Gambier	4,780	6,800	6,584	10,867
FIBRE FOR BRUSHES AND BROOMS										
	2,620	501	3,429	534
FRUITS AND VEGETABLES value										
	—	—	—	—	—	3,077
GRAIN, PULSE, AND FLOUR—										
Rice, not in the husk	1,320,323	100,540	678,970	154,600	99,998	408,880	33,932	220,727	51,523	34,035
Wheat	..	112,880	47,031
Other sorts	1,980	409
TOTAL GRAIN, PULSE, AND FLOUR	1,322,303	213,420	678,970	154,600	99,998	409,289	80,963	220,727	51,523	34,035
HIDES AND SKINS, RAW—										
Hides, raw—										
Buffalo hides	3,007	17,204
	=32,140
Cow hides	2,046	12,272
	=25,446
Calf skins	375	2,248
	=8,850
Total Hides, raw	5,518	31,724
	=64,436
Skins, raw—										
Goat skins	13,547	77,330
	=708,504
Sheep skins	75	888
	=5,750
Total Hides and Skins, raw (excluding cuttings of hides and skins, raw)	19,140	100,042
	=778,690
LAC—										
Button	572	2,100
Seed	540	1,180
Shell	2,883	9,689
Other kinds (excluding lac dye)	2,859	2,151
TOTAL LAC	6,854	15,120
MANURES tons	225	1,170

No. 13—continued
HOLLAND—concluded
EXPORTS THERETO—continued

INDIAN MERCHANDISE—concluded

ARTICLES	QUANTITY					VALUE				
	1914-15	1915-16	1916-17	1917-18	1918-19	1914-15	1915-16	1916-17	1917-18	1918-19
MICA cwt	1,555	£ 7,196	£ ..	£ ..	£ ..	£ ..
OILS—										
Mineral gals.	932,351	5,827
Dangerous petroleum flashng below 70° F.—										
Benzine (a) "	—	—	—	—	4,451,711	—	—	—	—	27,823
Vegetable, non-essential—										
Coconut "	30,995	4,427
Other sorts "	114	133
TOTAL OILS "	963,450	4,451,711	10,387	27,823
RUBBER, RAW cwt	137	2,424
SEEDS—										
Oil-seeds—										
Non-essential—										
Copro or coconut kernel,,	55,258	2,098	78,974	4,331
Linseed "	22,986	12,812
Other sorts "	400	373
TOTAL SEEDS "	78,644	2,098	87,150	4,331
SPICES lb	147,854	2,613
TEXTILES—										
Cotton—										
Raw cwt	17,915	2,030	2,589	37,315	3,373	5,178
Kapok "	740	1,600
Jute—										
Raw tons	1,436	39,949
Manufactures—										
Gunny bags no.	915,200	18,920
" cloth yards	316,600	3,601
Wool, raw lb	21,840	833
TOBACCO—										
Unmanufactured "	1,127,545	1,095	5,719,846	4,056	8	39,322
WOOD AND TIMBER value	—	—	—	—	—	6,740	811
ALL OTHER ARTICLES OF MERCHANDISE "	—	—	—	—	—	2,370	14	10
GRAND TOTAL "	—	—	—	—	—	800,222	144,926	266,130	51,533	61,858

FOREIGN MERCHANDISE

ARTICLES	QUANTITY					VALUE				
	1914-15	1915-16	1916-17	1917-18	1918-19	1914-15	1915-16	1916-17	1917-18	1918-19
TOTAL VALUE	—	—	—	—	—	£ 1,695	£ ..	£ 19	£ ..	£ ..
GRAND TOTAL OF INDIAN AND FOREIGN MERCHANDISE value	—	—	—	—	—	801,917	144,926	266,149	51,533	61,858

BELGIUM
IMPORTS THEREFROM

ARTICLES	QUANTITY					VALUE				
	1914-15	1915-16	1916-17	1917-18	1918-19	1914-15	1915-16	1916-17	1917-18	1918-19
APPAREL (excluding HOSIERY AND BOOTS AND SHOES)—						£	£	£	£	£
Lametta . . . lb	4,443	1,720	450	200
Others . . . value	—	—	—	—	—	718	21	..	66	..
Total Apparel (excluding hosiery and boots and shoes) . . . "	—	—	—	—	—	1,168	221	..	66	..
BUILDING AND ENGINEERING MATERIALS other than IRON, STEEL OR WOOD—										
Cement . . . cwt	72,779	6,794	7,904	802
Tiles . . . no.	477,877	133,160	3,998	650	10,402	4,749	811	219	156	2,583
Other sorts . . . value	—	—	—	—	—	3,798	85
Total Building and Engineering materials . . . "	—	—	—	—	—	16,351	1,698	219	156	2,583
CANDLES OF ALL KINDS lb	93,371	24,030	2,171	707
CARRIAGES AND CARTS (excluding RAILWAY CARRIAGES), AND PARTS THEREOF . value	—	—	—	—	—	2,098	117
CHEMICALS AND CHEMICAL PREPARATIONS (excluding CHEMICAL MANURES AND MEDICINES) . . . "	—	—	—	—	—	7,442	862
COAL, COKE, AND PATENT FUEL—										
Coke . . . tons	3,791	7,644
CUTLERY . . . value	—	—	—	—	—	4,448	191	..	81	..
DRUGS AND MEDICINES, (excluding CHEMICALS AND NARCOTICS)—										
Quinine and alkaloids thereof (a) . . . lb	815	—	—	—	—	1,102	—	—	—	—
Other sorts of drugs and medicines . value	—	—	—	—	—	2,152
Total Drugs and Medicines . . . "	—	—	—	—	—	3,254
DYEING AND TANNING SUBSTANCES—										
Dyes obtained from coal tar—										
Alizarine . . . lb	314,037	32,639	12,739	6,793
Aniline . . . "	374,114	13,216	10,453	19,638	2,568	5,575
Others . . . "	16,123	1,694
Indigo, synthetic . cwt	265	10	2,631	123
Other sorts . . . "	275	517
Total Dyeing and Tanning substances . value	—	—	—	—	—	37,414	9,483	5,575
EARTHENWARE AND PORCELAIN (excluding PIPES OF EARTHENWARE) . . . "	—	—	—	—	—	15,203	1,242	75
GLASS AND GLASSWARE—										
Funnels, globes, and glass parts of lamps . . . "	—	—	—	—	—	7,991	325
Sheet and plate . supl. feet	5,456,757	431,150	487,673	76,100	..	34,588	4,156	5,401	1,150	..
Tableware (including decanters, tumblers, etc.) . value	—	—	—	—	—	6,936	607	67
Other glassware . . . "	—	—	—	—	—	4,470	620	133	..	181
Total Glass and Glassware . . . "	—	—	—	—	—	53,985	5,708	5,601	1,150	181
HARDWARE, excluding CUTLERY AND ELECTROPLATED WARE—										
Builders' hardware such as locks, hinges, door bolts, etc.. . . "	—	—	—	—	—	1,315	37	63
Implements and tools, other than agricultural implements and machine tools . . . "	—	—	—	—	—	2,489	289	19
Other sorts . . . "	—	—	—	—	—	11,292	11,326	20
Total Hardware excluding cutlery, and Electroplated ware . . . "	—	—	—	—	—	15,096	1,652	102
INSTRUMENTS, APPARATUS, AND APPLIANCES, AND PARTS THEREOF . . . "	—	—	—	—	—	1,431	110

(a) Sub-divided into "Cinchona bark" and "Quinine salts" from April, 1915

No. 13—continued

BELGIUM—continued

IMPORTS THEREFROM—continued

ARTICLES	QUANTITY					VALUE				
	1914-15	1915-16	1916-17	1917-18	1918-19	1914-15	1915-16	1916-17	1917-18	1918-19
LIQUORS, (including METHYLATED AND PERFUMED SPIRITS)—										
Ale, beer, and porter . gals.	1,782	538	£ 281	£ 76	£ ..	£ ..	£ ..
Spirit—										
Spirit, perfumed . "	699	931
Other sorts of spirit . "	486	1	244	2
Total Spirit . "	1,185	1	1,175	2
Wines—										
Champagne, and other sparkling wines . "	726	1,536
Other sorts . "	171	99
Total Wines . "	897	1,636
Total Liquors . "	3,864	534	3,082	78
MACHINERY AND MILLWORK—										
Prime-movers (other than electrical) . value	—	—	—	—	—	5,124	425
Electrical machinery of all kinds, not including instruments, apparatus, appliances, and parts thereof . "	—	—	—	—	—	1,161	79
Machinery not being prime-movers or electrical machinery . "	—	—	—	—	—	2,634	113
Total Machinery, and Millwork . "	—	—	—	—	—	8,919	627
MANURES—										
Artificial and mineral manures tons	795	3,658
MATCHES—										
Safety gross of boxes	156,250	33,200	2,250	7,353	1,797	105
Other sorts "	15,360	806
Total Matches "	171,600	33,200	2,250	8,159	1,797	105
METALS AND ORES—										
Aluminium cwt	821	276	4,563	1,500
Brass, Bronze, and similar alloys—										
Wrought—										
Mixed or yellow metal, for sheathing . "	107	380
Other sorts "	461	89	1,856	356
Copper—										
Wrought—										
Braziers and sheets . "	2,095	2,446	8,292	9,740
Wire, excluding wire of telegraph and telephone "	411	1	1,845	5
Others "	351	92	1,623	494
Total Copper (excluding ore) "	2,857	2,539	11,760	10,239

No. 13—continued
 BELGIUM—continued
 IMPORTS THEREFROM—continued

ARTICLES	QUANTITY					VALUE				
	1914-15	1915-16	1916-17	1917-18	1918-19	1914-15	1915-16	1916-17	1917-18	1918-19
METALS AND ORES—contd.										
Iron—										
Manufactures—										
Angle, bolt, and rod tons	72	14	603	70
Bars and channel "	1,849	13	11,990	76
Total Iron (excluding ore) "	1,921	27	12,597	152
Iron or Steel—										
Beams, pillars, girders, and bridgework "	3,523	1,140	141	23,787	11,595	2,287
Bolts and nuts "	774	53	11,853	558
Hoops and strips "	1,244	158	9,203	1,854
Nails, rivets, and washers "	1,465	133	2	10,563	2,450	71
Pipes and fittings, cast "	107	5	1,376	66
Rails, chairs and fish-plates excluding those for railways "	758	150	4,705	903
Screws "	44	14	1,652	636
Sheets and Plates—Galvanized "	243	6	8	2,715	74	90
Not galvanized or tinned "	7,732	809	55	53,003	7,928	1,037
Tubes, pipes and fittings, wrought "	436	101	4,831	1,114
Wire "	639	87	6,990	946
Other manufactures of iron or steel "	1,628	534	13,132	6,765
Total Iron or Steel "	18,593	3,190	200	140,822	35,189	3,465
Steel—										
Angle and spring "	5,978	572	36,808	5,641
Bars and channel "	40,205	3,192	83	252,059	33,375	1,230
Cast "	405	3,141
Ingots, blooms, billets, and slabs "	97	437
Total Steel "	46,680	3,764	83	292,445	39,016	1,230
Lead cwt	583	224	691	456
Zinc or spelter—										
Unwrought "	726	10	1,155	18
Wrought or manufactured "	3,590	540	5,081	775
Other sorts "	350	496
Total Zinc or spelter "	4,666	550	6,732	788
Others "	58	280
Total Metals (excluding ores) tons	67,671	7,165	289	481,136	87,703	4,695
Total Ores "	8	213
Total Metals and Ores "	67,679	7,165	289	481,349	87,708	4,695
MOTOR CARS AND MOTOR CYCLES AND PARTS THEREOF—										
Motor cars no.	29	2	9,556	546
Motor cycles "	7	343
Motor wagons "	1	600
Parts of motor cars and motor cycles and accessories (excluding rubber tyres) value	—	—	—	—	—	983	172
Total Motor Cars and Motor Cycles, etc. "	—	—	—	—	—	11,482	718

No. 13—continued
 BELGIUM—continued,
 IMPORTS THEREFROM—continued

ARTICLES	QUANTITY					VALUE				
	1914-15	1915-16	1916-17	1917-18	1918-19	1914-15	1915-16	1916-17	1917-18	1918-19
OILS—						£	£	£	£	£
Lubricating oils . . gals.	53,428	6,811	2,866	454
Other kinds . . . "	72,162	8,818	5,453	618
Total Oils . . . "	125,590	15,624	8,319	1,072
OIL-CLOTH AND FLOOR-CLOTH . . sq. yds.	162,793	2,860	7,988	128
PAINTS AND PAINTERS' MATERIALS—										
Paints and Colours . . cwt	18,481	1,334	8	10,104	1,854	4
Painters' materials . . value	—	—	—	—	—	219	180
Total Paints and Painters' materials . . . "	—	—	—	—	—	10,413	1,884	4
PAPER AND PASTEBOARD—										
Printing paper . . . cwt	3,122	225	104	2,839	188	170
Writing paper and envelopes . . . value	—	—	—	—	—	6,089	1,078	109
Other kinds of paper . . cwt	6,809	995	788	480	73	7,802	1,554	2,131	1,764	449
Pasteboard, millboard, and cardboard of all kinds . . . "	1,600	40	701	14
Total Paper and Pasteboard . . . value	—	—	—	—	—	16,431	2,834	2,410	1,764	449
PROVISIONS AND OILMAN'S STORES—										
Milk, condensed and preserved including milk cream . . lb	207,002	14,406	3,267	277
Other sorts of provisions value	—	—	—	—	—	1,937	104	820	324	..
Total Provisions and Oilman's Stores . . . "	—	—	—	—	..	5,204	381	820	324	..
RAILWAY PLANT AND ROLLING-STOCK—										
Carriages and wagons and parts thereof . . "	—	—	—	—	—	9,124
Materials for construction—										
Bridge-work . . . cwt	6,542	2,619
Other sorts . . . "	5,731	300	2,802	166
Total Railway plant and rolling-stock . . . value	—	—	—	—	—	14,545	166
STARCH AND FARINA . . . cwt	2,871	1,811
STATIONERY (excluding PAPER) . . . value	—	—	—	—	—	1,522	62
TALLOW AND STEARINE (including GREASE AND ANIMAL FAT) . . . cwt	7,803	37	17,340	36
TEXTILES—										
Cotton—										
Manufactures—										
Twist and yarn . . . lb	162,448	21,440	9,256	1,447
Blankets . . . "	1,035,860	142,134	12,875	59,462	5,210	335
Handkerchiefs and shawls in the piece . . no	43,500	9,288	3,359	835
Piece goods—										
Coloured, printed, or dyed . . . "	2,284,459	447,282	55,305	90,765	18,114	2,696
Thread, sewing . . . lb	35,804	360	1,175	3,776	28	126
Other sorts of manufactures . . . value	—	—	—	—	—	1,040	240	1
Total Cotton manufactures (including Twist and yarn) . . . "	—	—	—	—	—	168,207	26,172	3,158

No. 13—continued
 BELGIUM—continued
 IMPORTS THEREFROM—concluded

ARTICLES	QUANTITY					VALUE				
	1914-15	1915-16	1916-17	1917-18	1918-19	1914-15	1915-16	1916-17	1917-18	1918-19
TEXTILES—						£	£	£	£	£
Flax—										
Manufactures—										
Piece goods . . . yards	34,110	..	584	1,223	..	27
Other sorts . . . value	—	—	—	—	—	5	49
Total Flax manu- factures (including Twist and yarn) . . .	—	—	—	—	—	1,228	42	27
Haberdashery and millinery	—	—	—	—	—	2,487	348
Wool—										
Manufactures—										
Piece goods . . . yards	76,530	18,369	8,274	1,977
Other sorts . . . value	—	—	—	—	—	1,168	175
Total Woollen manu- factures (including Yarn and knitting wool),	—	—	—	—	—	9,442	2,152
TOBACCO lb	11,931	1,145	560	..	7	1,360	61	100
TOYS AND REQUISITES FOR GAMES AND SPORTS in- cluding FISHING TACKLE . value	—	—	—	—	—	6,596	3,320	1,889	726	982
UMBRELLAS AND UMBRELLA FITTINGS—										
Umbrella fittings	—	—	—	—	—	7,399	248
ARTICLES IMPORTED BY POST	—	—	—	—	—	111,163	..	666
ALL OTHER ARTICLES OF MERCHANDISE	—	—	—	—	—	10,704	2,373	306
GRAND TOTAL	—	—	—	—	—	1,086,353	153,652	25,752	4,367	4,195

EXPORTS THERETO

INDIAN MERCHANDISE

ARTICLES	QUANTITY					VALUE				
	1914-15	1915-16	1916-17	1917-18	1918-19	1914-15	1915-16	1916-17	1917-18	1918-19
ANIMALS, LIVING						£	£	£	£	£
Animals, living no.	190	1,057
BRISTLES AND FIRMS FOR BRUSHES AND BROOMS										
Bristles and firms for brushes and brooms cwt	8,961	10,225
COFFEE										
Coffee	726	2,831
COIR—										
Manufactured (exclud- ing rope)	18,980	9,748
DYEING AND TANNING SUBSTANCES—										
Cutch and Gambier	1,150	1,827
Myrobalans	98,098	32,685
Other sorts	1,789	573
Total Dyeing and Tanning substances	95,987	35,085
FRUITS AND VEGETABLES										
Fruits and vegetables value	—	—	—	—	—	2,711

No. 13—continued
 BELGIUM—continued
 EXPORTS THERETO—continued

INDIAN MERCHANDISE—continued

ARTICLES	QUANTITY					VALUE				
	1914-15	1915-16	1916-17	1917-18	1918-19	1914-15	1915-16	1916-17	1917-18	1918-19
GRAIN, PULSE, AND FLOUR—						£	£	£	£	£
Barley cwt	26,607	6,440
Jawar and bajra . . "	24,006	6,484
Pulse "	8,479	2,258
Rice, not in the husk . "	110,202	481,299	84,236	164,015
Wheat "	555,020	196,746
Other sorts "	1,156	396
Total Grain, Pulse, and Flour . . "	724,470	481,299	246,560	164,015
GUMS AND RESINS . . "	1,546	1,920
HIDES AND SKINS, RAW—										
HIDES, RAW—										
Buffalo hides { cwt	287	1,520
{ =no.	=2,660					
Cow " { cwt	6,565	29,063
{ =no.	=38,028					
Total Hides, raw { cwt	6,852	30,583
{ =no.	=41,288					
Skins, raw—										
Goat skins { cwt	9,764	42,382
{ =no.	=414,626					
Total Hides and Skins, raw { cwt	16,616	72,965
{ =no. (excluding cuttings of hides and skins, raw)	=455,914					
HORNS, TIPS AND PIECES OF HORN, AND HORNMEAL . cwt	3,826	4,993
LAC—										
Button "	176	546
Shell "	2,080	6,699
MANURES—										
Bones tons	13,655	67,890
METALS AND ORES—										
Manganese ore . . . "	66,043	6,560	72,396	7,216
Zinc or spelter . . cwt	97,540	22,761
Metals, unenumerated . "	425	189
Ores tons	1,380	12,701
Total Metals and Ores { . . "	72,271	6,560	107,997	7,216
MICA cwt	151	519
OILS gals.	56,485	4,381
OILCAKES cwt	7,997	1,531
PARAFFIN WAX . . . "	600	910
SEEDS—										
Oil-seeds—										
Castor "	113,382	55,819
Copra or coconut kernel . "	45,013	59,763
Groundnuts "	64,852	40,784
Linseed "	488,359	278,107
Mewa "	15,002	6,684
Mustard "	7,100	5,721
Poppy "	27,179	19,427
Rape "	537,228	306,788
Sesamum (til or jinjhil) . "	110,000	92,170
Other sorts "	4,146	1,945
TOTAL SEEDS . . . "	1,412,259	866,193

No. 13—continued
 BELGIUM—concluded
 EXPORTS THERETO—concluded

INDIAN MERCHANDISE—concluded

ARTICLES	QUANTITY					VALUE				
	1914-15	1915-16	1916-17	1917-18	1918-19	1914-15	1915-16	1916-17	1917-18	1918-19
TEXTILES—						£	£	£	£	£
Cotton—										
Raw cwt	794,969	1,909,100
Kapok "	3,350	5,808
Hemp (chiefly sunn)—										
Raw "	79,275	71,634
Jute—										
Raw tons	800	16,559
Manufactures—										
Gunny bags no.	2,036,500	40,492
Rope and twine cwt	689	567
Other sorts value	—	—	—	—	—	362
Total Jute Manufactures (including Twist and yarn) "	—	—	—	—	—	41,421
WAX OF ALL KINDS, OTHER THAN PARAFFIN WAX (excluding CANDLES) cwt	1,164	7,989
ALL OTHER ARTICLES OF MERCHANDISE value	—	—	—	—	—	7,467
GRAND TOTAL "	—	—	—	—	—	3,505,519	154,015	7,210

FOREIGN MERCHANDISE

ARTICLES	QUANTITY					VALUE				
	1914-15	1915-16	1916-17	1917-18	1918-19	1914-15	1915-16	1916-17	1917-18	1918-19
GUMS AND RESINS cwt	4,211	4,941
HARDWARE (excluding CUTLERY AND ELECTRO-PLATED WARE) value	—	—	—	—	—	1,035
METALS AND ORES—										
Iron or steel tons	446	1,496
ALL OTHER ARTICLES OF MERCHANDISE value	—	—	—	—	—	702
GRAND TOTAL "	—	..	—	—	—	8,174
GRAND TOTAL OF INDIAN AND FOREIGN MERCHANDISE "	—	..	—	—	—	3,513,693	154,015	7,210

FRANCE

IMPORTS THEREFROM

ARTICLES	QUANTITY					VALUE				
	1914-15	1915-16	1916-17	1917-18	1918-19	1914-15	1915-16	1916-17	1917-18	1918-19
APPAREL (excluding hosiery and boots and shoes)—						£	£	£	£	£
Apparel (including drapery, uniforms, accoutrements) value	—	—	—	—	—	1,050	571	2,425	465	5,831
Gold and silver thread "	—	—	—	—	—	177,786	315,850	302,389	190,400	207,265
Lametta lb	142,416	254,409	241,399	97,920	214,324	16,473	30,471	41,074	29,678	71,188
Others value	—	—	—	—	—	105	234	226	127	..
Total Apparel, etc. "	—	—	—	—	—	105,364	347,126	346,118	220,665	284,284
ART. WORKS OF, other than pictures "	—	—	—	—	—	1,458	581	99	112	320

No. 13—continued
FRANCE—continued
IMPORTS THEREFROM—continued

ARTICLES	QUANTITY					VALUE				
	1914-15	1915-16	1916-17	1917-18	1918-19	1914-15	1915-16	1916-17	1917-18	1918-19
BUILDING AND ENGINEERING MATERIALS other than OF IRON, STEEL OR WOOD—						£	£	£	£	£
Tiles no.	2,269,594	2,100,510	704,018	80,000	75,000	9,177	9,481	5,054	694	1,153
Other kinds value	—	—	—	—	—	124	534	583	93	73
Total Building and Engineering materials	—	—	—	—	—	9,301	10,015	5,637	787	1,226
BUTTONS OF ALL SORTS (a)	—	—	—	—	—	—	3,630	10,141	6,026	1,783
CHEMICALS AND CHEMICAL PREPARATIONS (excluding CHEMICAL MANURES AND MEDICINES)—										
Acids cwt	..	60	196	109	328	..	650	2,463	2,122	6,300
Soda Compounds	16	252	710	125	761	1,567
Other sorts of Chemicals value	—	—	—	—	—	2,211	3,814	4,847	586	1,580
Total Chemicals and Chemical preparations	—	—	—	—	—	2,211	4,464	7,435	3,469	9,453
CLOCKS AND WATCHES AND PARTS THEREOF—										
Clocks and timepieces no.	112	551	262	93	118	69	677	403	136	261
Watches	24,349	24,352	7,217	1,128	1,280	4,227	4,695	2,010	147	476
Parts of clocks and watches value	—	—	—	—	—	18	135	376	78	246
Total Clocks and Watches and parts thereof	—	—	—	—	—	4,314	5,507	2,789	361	983
COFFEES, other than ROASTED OR GROUND cwt	..	614	1,887
DRUGS AND MEDICINES (excluding CHEMICALS AND NARCOTICS)—										
Proprietary and patent medicines value	—	—	—	—	—	3,145	10,311	9,987	7,968	4,578
Sarsaparilla and preparations thereof	—	—	—	—	—	1,101	2,499	972	..	7
Storax, including liquid storax (rose molloca) lb	84,481	90,648	1,478	1,915
Other sorts of drugs and medicines value	—	—	—	—	—	4,713	8,975	11,845	8,941	8,439
Total Drugs and Medicines	—	—	—	—	—	10,437	23,700	22,804	11,909	13,024
DYEING AND TANNING SUBSTANCES—										
Cochineal cwt	1,125	1,813	1,286	1,081	844	11,485	18,538	20,187	17,521	12,669
Dyes obtained from coaltar—Aniline lb	..	1,568	1,570	528	496	..	303	1,531	98	98
Saffron	18,463	20,012	28,237	508	1,416	23,294	31,354	30,419	1,372	4,018
Other sorts (including lac dye) value	—	—	—	—	—	61	10	63	12	89
Total Dyeing and Tanning substances	—	—	—	—	—	34,840	50,298	52,200	19,008	16,874
EARTHENWARE AND PORCELAIN (excluding pipes of earthenware)	—	—	—	—	—	462	1,513	1,225	348	480
FIREWORKS	—	—	—	—	—	..	370	1,070
FRUITS AND VEGETABLES—										
Fruits and vegetables: dried, salted, or preserved not being canned or bottled—										
Almonds cwt	28,150	23,202	18,782	5,739	1,423	71,980	62,081	55,296	16,308	6,355
Other sorts value	—	—	—	—	—	370	711	410	115	67
Total Fruits and Vegetables	—	—	—	—	—	72,250	63,692	55,706	16,513	6,422
FURNITURE AND CABINETWARE	—	—	—	—	—	598	3,942	928	468	173
GLASS AND GLASSWARE—										
Beads and false pearls cwt	131	114	185	37	16	7,933	5,283	6,001	2,411	2,308
Others value	—	—	—	—	—	805	599	324	471	168
Total Glass and Glassware	—	—	—	—	—	8,738	5,882	6,325	2,882	2,561
GUMS AND RESINS cwt	79	37	204	30	..	744	553	2,146	280	..

(a) Separately recorded from April, 1915

ARTICLES	QUANTITY					VALUE				
	1914-15	1915-16	1916-17	1917-18	1918-19	1914-15	1915-16	1916-17	1917-18	1918-19
						£	£	£	£	£
HARDWARE, excluding CUTLERY AND ELECTROPLATED WARE—										
Domestic hardware, other than enamelled ironware . . . value	—	—	—	—	—	94	42	113	1,347	300
Implements and tools, other than agricultural implements and machine tools . . .	—	—	—	—	—	423	2,074	1,550	385	203
Other sorts . . .	—	—	—	—	—	4,930	6,908	6,901	6,221	2,927
Total Hardware, etc. . . .	—	—	—	—	—	5,447	9,024	8,564	7,953	3,430
INSTRUMENTS, APPARATUS, AND APPLIANCES, AND PARTS THEREOF—										
Electrical . . .	—	—	—	—	—	331	645	1,292	1,214	42
Musical . . .	—	—	—	—	—	4,316	4,948	5,187	3,244	617
Optical . . .	—	—	—	—	—	3,093	2,036	3,642	183	396
Scientific and philosophical . . .	—	—	—	—	—	1,150	3,552	991	2,916	904
Other kinds . . .	—	—	—	—	—	770	247	1,149	125	..
Total Instruments, Apparatus, and Appliances, and parts thereof . . .	—	—	—	—	—	9,660	11,428	12,261	7,682	1,959
IVORY—										
Unmanufactured . . . lb	1,800	1,771	8,177	7,988	205	1,095	1,056	4,518	3,902	42
Manufactured . . . value	—	—	—	—	—	2,682	4,271	1,498	379	764
Total Ivory . . .	—	—	—	—	—	3,757	5,327	6,016	4,181	806
LEATHER . . .	—	—	—	—	—	273	515	1,171	2,186	1,501
LIQUORS including METHYLATED AND PERFUMED SPIRITS—										
Spirit—										
Brandy . . . gals.	277,265	298,224	248,501	191,171	187,785	166,368	178,140	206,493	191,417	258,400
Liqueurs . . .	3,757	4,511	6,303	4,876	6,471	4,065	4,700	7,518	7,173	12,345
Spirit, present in drugs, medicines, or chemicals . . .	1,541	4,479	2,364	1,525	1,357	2,122	9,100	5,674	4,029	3,681
Spirit, perfumed . . .	1,875	3,406	4,303	1,553	2,007	6,176	9,034	11,636	6,519	7,976
Other sorts of spirit . . .	637	741	300	161	941	565	494	253	144	995
Total Spirit . . .	284,875	311,361	261,771	199,286	198,561	179,316	201,468	231,544	209,282	283,397
Wines—										
Champagne, and other sparkling wines . . .	4,744	5,365	5,925	5,473	2,621	8,935	10,990	11,922	13,506	7,923
Still red wines, other than port . . .	26,278	22,760	23,287	14,043	14,062	8,659	7,728	10,590	8,331	14,149
Still white wines, other than Sherry, Madeira, and Marsala . . .	2,021	1,598	1,378	1,289	2,126	729	681	826	847	2,343
Other sorts . . .	67,583	62,824	67,808	30,651	44,033	23,586	21,821	32,001	18,029	37,433
Total Wines . . .	100,626	92,547	98,398	51,456	62,842	41,909	41,170	55,339	40,713	61,848
Other sorts of liquors . . .	54	1,567	17	..	8	7	249	11	..	3
Total Liquors . . .	385,555	405,475	360,186	250,742	261,411	221,232	242,887	286,894	249,995	345,248
MACHINERY AND MILLWORK . . . value	—	—	—	—	—	1,668	942	1,010	1,946	718
METALS AND ORES—										
Aluminium . . . cwt	303	..	68	1	..	1,678	..	109	11	..
Brass, Bronze, and similar alloys and manufactures thereof . . .	95	34	12	27	28	545	307	248	1,024	971
Copper—										
Wrought—										
Braziers and sheets . . .	30,943	1	..	124,795	87	..
Wire excluding wire of telegraph and telephone . . .	73	27	28	306	170	1,100
Other manufactures . . .	86	404	444	189	438	995	7,024	14,931	7,506	21,876
Total Copper (excluding ore) . . .	31,102	404	444	217	466	126,096	7,024	14,931	7,718	22,976

No. 13—continued
FRANCE—continued
IMPORTS THEREFROM—continued

ARTICLES	QUANTITY					VALUE				
	1914-15	1915-16	1916-17	1917-18	1918-19	1914-15	1915-16	1916-17	1917-18	1918-19
METALS AND ORES—contd.						£	£	£	£	£
Iron or steel—										
Beams, pillars, girders, and bridge-work tons	1,912	..	28	12,352	..	440
Nails, rivets, and washers "	104	30	1,500	929
Other manufactures of iron or steel "	66	6	9	11	30	444	458	509	1,553	4,008
Total Iron or Steel "	2,072	42	37	11	30	14,206	1,387	1,018	1,553	4,008
Lead—										
Unwrought—										
Ore "	138	306	148	..	10	3,493	8,861	4,937	..	806
Pig owt	606	651
Wrought "	740	382	605	79	5	931	702	1,906	380	49
Total Lead (excluding ore) "	1,355	382	605	79	5	1,582	702	1,906	380	49
Others "	526	11	14	11	22	480	127	779	228	407
Total Metals (excluding ores) tons	3,741	84	94	28	56	144,636	9,637	19,111	10,859	20,010
Total Ores "	138	306	148	..	10	3,493	8,861	4,937	..	806
Total Metals and Ores "	3,879	300	242	28	66	148,129	18,498	24,048	10,859	20,816
MOTOR CARS AND MOTOR CYCLES AND PARTS THEREOF—										
Motor cars no.	54	126	62	1	..	16,492	36,775	19,977	921	..
Motor cycles "	1	..	1	26	..	20
Motor wagons "	1	608
Parts of motor cars and motor cycles and accessories (excluding rubber tyres) value	—	—	—	—	—	2,730	5,075	4,526	929	1,724
Total Motor Cars and Motor cycles "	—	—	—	—	—	19,756	41,850	24,523	1,850	1,724
OILS—										
Essential gals.	1,002	1,528	1,046	2,074	1,858	2,972	5,656	8,497	11,103	9,500
Other kinds "	3,428	3,496	1,249	790	756	267
Total Oils "	4,517	5,024	2,295	2,074	1,858	3,771	6,412	8,764	11,103	9,500
PAINTS AND PAINTERS' MATERIALS—										
Paints and Colours owt	764	785	1,334	212	428	1,506	3,057	3,446	569	1,958
Painters' materials value	—	—	—	—	—	201	102	187	41	150
Total Paints and Painters' materials "	—	—	—	—	—	1,707	3,159	3,633	610	2,108
PAPER AND PASTEBOARD "	—	—	—	—	—	3,555	1,241	5,770	3,169	3,792
PERFUMERY not being PERFUMED SPIRIT "	—	—	—	—	—	1,120	1,549	1,504	281	245
PRECIOUS STONES AND PEARLS, UNSET "	—	—	—	—	—	..	1,437	206
PROVISIONS AND OILMAN'S STORES—										
Butter (including canned) lb	41,937	11,907	7,000	3,000	..	2,828	827	568	293	..
Cocoa and chocolate "	1,488	8,005	15,906	7,726	56	160	571	1,324	578	7
Pickles, chutnies, sauces, and condiments "	125	292	68	11	1	569	1,421	392	101	8
Other sorts of provisions—										
Canned and bottled provisions "	1,508	2,101	2,089	480	841	7,267	9,421	11,325	3,964	4,849
Others value	—	—	—	—	—	1,149	1,724	1,376	721	503
Total Provisions, and Oilman's stores "	—	—	—	—	—	11,968	13,964	14,980	5,657	5,370

No. 13—continued

FRANCE—continued

IMPORTS THEREFROM—continued

ARTICLES	QUANTITY					VALUE				
	1914-15	1915-16	1916-17	1917-18	1918-19	1914-15	1915-16	1916-17	1917-18	1918-19
						£	£	£	£	£
RUBBER—										
Manufactures—										
Tyres for motor cars and motor cycles . . . no.	3,483	13,298	9,280	11,766	12,428	15,024	39,591	26,302	52,321	55,470
Tubes for motor tyres . . . m	6,190	18,418	23,174	29,122	7,000	7,959	21,965	25,759	34,910	13,399
Other manufactures except apparel, boots and shoes . . . value	—	—	—	—	—	2,530	10,212	3,644	2,174	3,196
Total Rubber manufactures . . . "	—	—	—	—	—	26,113	71,768	55,705	89,405	72,065
SEEDS cwt	20,546	17,274	579	42	17	24,868	43,148	823	143	107
SMOKERS' REQUISITES (excluding TOBACCO) . . . value	—	—	—	—	—	1,491	2,972	6,182	608	456
SOAP cwt	456	372	44	15	27	998	1,258	557	206	584
SUGAR—										
Confectionery . . . cwt	35	60	62	188	22	404	603	955	1,552	376
Saccharin . . . lb	2,240	4,104	1,500	50	..	452	2,693	2,071	141	..
Others . . . cwt	271	8	..	1	..	267	29	..	1	..
Total Sugar . . . "	326	104	74	137	22	1,123	3,325	3,026	1,694	376
TEXTILES—										
Cotton—										
manufactures—										
Blankets . . . lb	4,898	2,259	19,490	13,896	..	161	176	1,032	716	..
Hosiery . . . value	—	—	—	—	—	1,372	..	232	229	..
Piece goods—										
Coloured, printed, or dyed . . . yards	181,878	134,628	91,384	140,685	94,778	5,576	4,459	5,299	11,248	9,416
Other sorts of manufactures . . . value	—	—	—	—	—	1,568	1,114	309	85	166
Total Cotton manufactures (including Twist and yarn) . . . "	—	—	—	—	—	8,677	5,749	6,872	12,338	9,471
Haberdashery and millinery . . . "	—	—	—	—	—	25,293	47,293	64,119	48,722	49,631
Silk—										
Manufactures—										
Silk yarn, nolls, and warps . . . lb	17,692	16,657	2,310	2,256	3,594	1,118
Goods of silk mixed with other materials yards	1,118,156	1,443,826	1,073,509	780,225	883,326	50,655	72,242	118,310	94,459	131,032
Piece goods . . . "	286,189	374,016	527,245	113,421	120,186	23,341	27,327	40,302	13,105	17,366
Other sorts . . . lb	526	4,923	5,460	1,345	2,001	132	1,490	1,694	715	966
Total Silk manufactures (including silk yarn, etc.) value	—	—	—	—	—	76,384	101,768	156,463	108,369	149,364
Wool—										
Manufactures—										
Yarn and knitting wool . . . lb	10,890	198	8,244	1,195	27	3,901
Carpets and rugs . . . "	105,960	32,531	53,939	11,738	20,400	2,938	1,027	2,702	647	1,056
Piece goods . . . yards	1,429,057	283,445	13,719	8,651	738	84,525	24,775	1,415	1,027	63
Other sorts . . . lb	64,737	293	24,337	935	..	2,347	420	1,827	145	..
Total Woollen manufactures (including Yarn, etc.) value	—	—	—	—	—	91,055	26,249	5,944	1,819	5,020
Artificial silk—										
Piece goods of Cotton and artificial silk . . . yards	17,658	3,068

No. 13—continued

FRANCE—continued

IMPORTS THEREFROM—concluded

ARTICLES	QUANTITY					VALUE				
	1914-15	1915-16	1916-17	1917-18	1918-19	1914-15	1915-16	1916-17	1917-18	1918-19
TOILET REQUISITES (NOT SPECIFIED ELSEWHERE) value	—	—	—	—	—	£ 1,671	£ 3,784	£ 4,926	£ 2,251	£ 2,831
TOYS AND REQUISITES FOR GAMES AND SPORTS including FISHING TACKLE "	—	—	—	—	—	924	1,010	1,320	842	785
UMBRELLAS, AND UMBRELLA FITTINGS—										
Umbrellas, complete including parasols and sun-shades no.	47,092	81,864	28,930	19,136	34,902	6,361	4,128	4,121	3,250	6,362
ARTICLES IMPORTED BY POST value	—	—	—	—	—	117,451	121,092	121,570	214,024	182,478
ALL OTHER ARTICLES OF MERCHANDISE "	—	—	—	—	—	9,360	10,221	12,034	10,409	4,573
GRAND TOTAL	—	—	—	—	—	1,174,524	1,328,656	1,357,579	1,086,838	1,230,072

EXPORTS THERETO

INDIAN MERCHANDISE

ARTICLES	QUANTITY					VALUE				
	1914-15	1915-16	1916-17	1917-18	1918-19	1914-15	1915-16	1916-17	1917-18	1918-19
ART, WORKS OF value	—	—	—	—	—	£ 1,012	£ ..	£ 713	£ 567	£ 1,467
BUILDING AND ENGINEERING MATERIALS "	—	—	—	—	—	1,419	9,449	808
CANDLES OF ALL KINDS lb	241,406	4,526
CHEMICALS AND CHEMICAL PREPARATIONS (EXCLUDING CHEMICAL MANURES AND MEDICINES)—										
Potassium compounds—										
Saltpetre cwt	8,941	11,512
Other sorts "	160	1,040	..
COPPER "	132,181	46,145	88,270	27,528	25,054	504,391	171,423	143,001	95,773	99,110
COIR, MANUFACTURED (EXCLUDING ROPS) "	21,233	29,400	56,338	3,450	0,240	15,797	19,954	38,945	2,380	5,850
DRUGS AND MEDICINES (EXCLUDING CHEMICALS AND NARCOTICS) value	—	—	—	—	—	1,318	3,647	24,647	233	115
DYEING AND TANNING SUBSTANCES—										
Cutch and gambler cwt	4,660	5,700	2,615	900	5,150	5,517	5,922	3,334	1,177	6,866
Indigo "	..	71	81	1,720	2,437
Myrobalans "	37,398	72,358	28,516	21,231	48,356	11,850	31,977	16,697	7,863	19,560
Turmeric "	3,337	2,401	4,347	1,792	2,176	3,968
Other sorts "	..	215	1,232	201	627
Total Dyeing and Tanning materials "	45,300	80,745	36,791	22,131	53,506	19,150	41,996	27,133	9,040	26,426
FIBRE FOR BRUSHES AND BROOMS "	2,233	1,297	4,494	2,663	1,876	5,096
FRUITS AND VEGETABLES value	—	—	—	—	—	15,743	26,101	45,232	835	363
GRAIN, PULSE, AND FLOUR—										
Barley cwt	27,470	26,001	151,551	..	22,793	6,766	10,777	55,545	..	10,174
Beans (a) "	—	—	—	—	88,878	—	—	—	—	57,173
Gram "	284,831	266,278	88,500	..	24,000	66,514	89,629	28,631	..	9,864
Jawar and bajra "	3,494	932
Lentils (a) "	—	—	—	—	317,397	—	—	—	—	183,316
Pulse (b) "	2,436	284,307	706,301	368,426	197,854	1,372	126,661	370,456	214,956	74,571
Rice, not in the husk "	316,472	477,808	118,691	671,251	2,638,665	92,679	151,450	27,733	220,233	856,078
Wheat "	1,006,411	254,713	3,106,077	3,558,102	420,101	390,835	105,239	1,330,101	1,497,203	193,557
Other sorts "	4,000	..	2,044	..	271	1,977	..	674	..	204
Total Grain, Pulse, and Flour "	1,645,114	1,239,105	4,263,104	4,597,779	3,704,950	581,125	483,806	1,813,100	1,932,394	1,884,937
GUMS AND RESINS "	3,006	305	1,168	3,371	367	1,645

(a) Separately recorded from April, 1918
(b) Includes figures of "Beans" and "Lentils" prior to 1918-19

No. 13—continued

FRANCE—continued

EXPORTS THERE TO—continued.

INDIAN MERCHANDISE—continued

ARTICLES	QUANTITY					VALUE					
	1914-15	1915-16	1916-17	1917-18	1918-19	1914-15	1915-16	1916-17	1917-18	1918-19	
HIDES AND SKINS, RAW—											
Hides, raw	cwt	8,610	21,024	37,562	1,277	3,369	35,465	69,701	171,470	6,713	18,029
	=no.	=68,452	=115,556	=175,975	=22,500	=44,321					
Skins, raw—							51,737	43,203	218,503	76,341	314,345
Goat skins	cwt	8,667	7,578	21,893	6,836	27,646					
	=no.	=486,765	=461,080	=1,347,993	=429,635	=1,957,955	56	1,156	23,007
Sheep skins	cwt	18	109	2,470					
	=no.	=2,000	=9,359	=163,370	804
Other skins	cwt	108					
	=no.	=12,055	87,258	112,904	389,982	84,210	357,745
Total Hides and Skins, raw (excluding cuttings of hides and skins, raw)	cwt	17,304	29,497	59,455	8,222	38,602					
	=no.	=547,217	=577,536	=1,523,068	=461,593	=2,177,910					
HORNS, TIPS AND PIECES OF HORN, AND HORNMEAL . cwt											
		5,106	1,750	11,250	3,604	9,450	6,434	2,017	19,254	6,018	25,000
LAC—											
Button	..	2,527	495	69	251	132	8,437	1,365	282	2,459	1,240
Seed	80	539	..	180	4,662
Shell	..	10,214	14,141	9,044	3,797	9,664	31,767	38,848	40,817	32,054	85,513
Total Lac	..	12,741	14,716	9,113	4,048	10,335	40,204	40,300	41,099	34,513	91,415
LEATHER—											
Skins, tanned or dressed	or =no.	..	24	547	..	1,205	..	309	10,060	..	45,765
	=no.	..	=1,200	=71,800	..	=168,038					
MANURES	tons	10,665	4,088	3,100	525	..	54,766	20,001	16,155	2,230	..
METALS AND ORES—											
Brass, Bronze, and similar alloys	cwt	..	3	200	50	..	25	29	1,640	462	..
Chromite (chrome iron ore)	tons	487	250	1,414	1,623	509	3,299
Ferro Manganese ore (a)	999	24,093
Manganese ore	..	46,326	20,000	61,940	48,055	57,400	56,231	23,150	75,926	68,235	65,230
Wolfram ore (b)	40	4,267
Other metals	cwt	426	71
Ores, unenumerated	tons	21	11	1,908	113
Total Metals and Ores	..	49,855	20,301	61,950	48,058	59,813	50,948	28,050	77,566	68,698	93,522
MICA	cwt	338	893	2,652	2,666	6,768	11,388
OILS—											
Essential—											
Lemon grass oil	..	15,437	11,092	21,705	..	4,610	19,018	9,351	18,706	..	7,747
Sandal wood oil (a)	874	7,284
Other sorts	..	1,140	6,777	2,468	688	916	3,233	6,916	9,365	4,667	4,000
Total Essential	..	16,577	18,769	24,168	688	5,030	23,151	16,267	23,071	4,667	19,031
Mineral	904,307	..	3,428,199	5,652	..	21,426
Vegetable, non-essential—											
Coconut	..	8,509	16,148	14,531	36,000	24,000	1,148	1,770	1,507	4,200	2,400
Groundnut	290	6,866	127,686	88	742	16,410	..
Mustard or rape	16,499	16,265	1,260	1,426
Other sorts	..	63	9,602	2,331	22	1,067	312
Total Oils	..	25,149	61,298	988,608	164,324	3,458,129	24,321	20,415	37,800	25,236	42,857
PARAFFIN WAX	cwt	1,000	..	2,000	..	32,500	1,517	..	3,033	..	49,292
PRECIOUS STONES AND PEARLS, UNSORT	value	187	134	1,318	..	200

(a) Separately recorded from April, 1916

(b) Separately recorded from April, 1915

No. 13—continued
FRANCE—continued
EXPORTS THERETO—continued

INDIAN MERCHANDISE—continued

ARTICLES	QUANTITY					VALUE				
	1914-15	1915-16	1916-17	1917-18	1918-19	1914-15	1915-16	1916-17	1917-18	1918-19
RUBBER—						£	£	£	£	£
Raw lb	134,288	17,210
SEEDS—										
Oil-seeds—										
Essential cwt	20	120	20	5	120	16
Non-essential—										
Castor "	231,086	282,505	339,048	293,050	334,691	108,457	129,211	174,896	185,949	323,793
Copra or coconut kernel "	99,298	173,438	446,002	44,809	..	120,044	200,684	555,267	61,387	..
Cotton "	63,301	14,328
Groundnuts "	2,182,160	3,315,998	2,424,304	776,992	51,000	1,220,963	1,577,218	1,396,112	517,810	60,909
Linseed "	704,312	376,989	904,007	258,513	138,367	450,776	208,352	651,804	156,505	111,999
Mowra or mowra "	18,003	67,287	82,293	7,950	19,082	25,726
Mustard "	31,354	50,233	87,736	21,718	21,011	25,198	44,861	88,520	24,488	36,471
Poppy "	83,508	132,708	105,059	32,000	50,685	56,283	79,071	59,578	19,533	45,908
Rape "	411,868	505,597	468,518	54,780	214,673	241,588	386,219	239,922	50,456	147,536
Sesamum (til or jinjil) "	266,461	180,144	1,034,317	90,276	3,000	201,554	104,107	646,131	59,220	2,400
Other sorts "	114	203	15	48	73	20
Total Seeds "	4,181,138	5,385,250	5,951,379	1,571,988	811,982	2,447,184	2,748,978	3,838,888	1,055,348	728,716
SPICES—										
Gluger lb	6	90	46,206	1	841
Pepper "	1,650,488	480,900	2,894,752	477,400	162,560	31,393	10,092	82,631	14,764	5,460
Other sorts "	140	..	112	3	..	1
Total Spices "	1,650,634	480,990	2,941,070	477,400	162,560	31,366	10,093	89,473	14,764	5,460
TEA, BLACK "	561,558	183,171	80,078	719,696	1,694,707	14,308	6,775	2,703	22,752	56,370
TEXTILES—										
Cotton—										
Raw cwt	552,273	206,457	270,800	160,438	36,435	1,230,268	330,297	640,029	621,024	197,040
Waste (a) "	—	—	—	—	4,417	—	—	—	—	6,973
Kapok "	84	732	70	870	..	550	1,336	130	1,600	..
Manufactures value	—	—	—	—	—	1,840	1,153	187
Hemp (chiefly <i>sann</i>), raw, cwt	27,636	3,172	14,599	2,038	34,183	27,459	3,714	19,267	3,087	59,871
Jute—										
Raw tons	34,195	29,039	44,837	24,853	42,963	571,027	579,098	984,327	446,434	1,032,867
Manufactures—										
Gunny bags no.	2,518,000	85,688,900	30,578,900	12,275,900	6,299,550	60,204	1,101,863	341,879	123,670	179,436
Gunny cloth yards	250,000	33,082,500	65,206,000	91,575,500	75,816,600	2,338	342,342	512,856	975,722	868,907
Silk—										
Raw lb	27,142	32,402	177,012	48,695	172,623	17,549	21,184	171,282	60,823	211,108
Chassam or waste "	148,823	545,070	603,813	256,004	128,200	8,247	28,968	36,319	21,716	6,790
Cocoons "	11,244	306,603	435,302	62,317	10,800	589	37,916	71,678	14,778	3,080
Total silk, raw "	197,209	884,165	1,216,127	367,016	311,713	26,385	89,068	279,279	97,317	220,976
Manufactures—										
Goods of silk mixed with other materials yards	7,608	7,142	15,227	13,393	..	784	870	2,055	1,844	..
Piece goods "	2,045	240	9,204	..	240	198	53	1,062	..	30
Total silk manufacture value	—	—	—	—	—	982	923	3,117	1,844	30
Wool—										
Raw lb	..	91,082	15,602	4,742	904
Manufactures value	—	—	—	—	—	91	33	17	..	1,933
TOBACCO—										
Unmanufactured lb	1,667,050	7,539,204	5,092,708	5,915,003	13,085,489	9,583	13,975	32,817	51,692	261,833
WAX OF ALL KINDS, other than PARAFFIN WAX (excluding candles) cwt	10	..	165	53	..	880

(a) Separately recorded from December, 1918

No. 13—continued
FRANCE—continued

EXPORTS THERETO—continued

INDIAN MERCHANDISE—concluded

ARTICLES	QUANTITY					VALUE				
	1914-15	1915-16	1916-17	1917-18	1918-19	1914-15	1915-16	1916-17	1917-18	1918-19
WOOD AND TIMBER—						£	£	£	£	£
Timber, other than railway sleepers—										
Teak wood . . . cubic tons	816	173	11,655	2,069
Other timber 1 " "	96	10	20	558	53	107
Wood—										
Ornamental . . . value	—	—	—	..	—	2,483	3,360	6,350
Manufactures of wood, other than furniture and cabinet ware	—	—	—	—	—	6
Total Wood and Timber	—	—	—	—	—	14,702	5,482	6,457
ARTICLES EXPORTED BY POST	—	—	—	—	—	24,508	7,501	53,211	23,501	..
ALL OTHER ARTICLES OF MERCHANDISE	—	—	—	—	—	2,248	8,887	20,982	3,591	1,678
GRAND TOTAL	—	—	—	—	—	5,886,578	6,270,422	9,537,771	5,707,491	5,880,470

FOREIGN MERCHANDISE

ARTICLES	QUANTITY					VALUE				
	1914-15	1915-16	1916-17	1917-18	1918-19	1914-15	1915-16	1916-17	1917-18	1918-19
APPAREL (INCLUDING DRAPEERY, UNIFORMS, AND ACCOUTREMENTS, BUT EXCLUDING HOSIERY AND BOOTS AND SHOES) . . . value	—	—	—	—	—	651	464	209	57	13
CARRIAGES AND CARTS (EXCLUDING RAILWAY CARRIAGES), AND PARTS THEREOF . . . value	—	—	—	—	—	970	328
CHEMICALS AND CHEMICAL PREPARATIONS, ETC. (EXCLUDING CHEMICAL MANURES AND MEDICINES) . . .	—	—	—	—	—	..	1,700	5,178
DRUGS AND MEDICINES (EXCLUDING CHEMICALS AND NARCOTICS) . . .	—	—	—	—	—	..	458	1,517	..	924
DYEING AND TANNING SUBSTANCES . . .	—	—	—	—	—	..	260	583
FRUITS AND VEGETABLES—										
Fruits and vegetables: dried, salted, or preserved . . . cwt	115	109	202	2	..	383	501	810	3	..
GRAIN, PULSE, AND FLOUR—										
Wheat	24,052	15,853
GUMS AND RESINS—										
Arabic	3,050	2,300	1,828	3,755	2,702	2,598
Gilbanum or frankincense . . .	705	1,215	4,471	960	1,525	6,756
Other sorts	300	1,889	896	220	..	240	1,785	1,247	440	..
Total Gums and Resins	4,055	5,494	7,195	220	..	4,955	6,012	10,601	440	..
INSTRUMENTS, APPARATUS, AND APPLIANCES, AND PARTS THEREOF . . . value	—	—	—	—	—	23	1,510	150

No. 13—continued

FRANCE—concluded

EXPORTS THERETO—concluded

FOREIGN MERCHANDISE—continued

ARTICLES	QUANTITY					VALUE				
	1914-15	1915-16	1916-17	1917-18	1918-19	1914-15	1915-16	1916-17	1917-18	1918-19
METALS AND ORES—						£	£	£	£	£
Copper—										
Wrought cwt	219	1,928
PERFUMERY (NOT BEING										
PERFUMED SPIRITS) "	—	—	—	—	—	..	297	1,337
PROVISIONS AND OILMAN'S										
STORES "	8	..	1	2,448	..	120	..	7	9,880	..
Spices—										
Cloves lb	26,964	1,467
SUGAR—										
Sugar, 16 D. S. and above cwt	44,414	61,651
TEXTILES—										
Haberdashery and Mill-										
inery value	—	—	—	—	—	340	712
Silk manufactures "	—	—	—	—	—	96	870	1,211	420	..
Wool, raw lb	20,464	12,920	658	861
ARTICLES RE-EXPORTED BY										
POST value	—	—	—	—	—	822	383	1,637	1,349	..
ALL OTHER ARTICLES OF										
MERCHANDISE "	—	—	—	—	—	1,046	1,007	614	149	14
GRAND TOTAL "	—	—	—	—	—	9,559	14,868	23,271	12,297	82,438
GRAND TOTAL OF INDIAN										
AND FOREIGN MER-										
CHANDISE "	—	—	—	—	—	5,896,137	6,255,285	9,561,042	5,719,768	5,902,912

SPAIN

IMPORTS THEREFROM

ARTICLES	QUANTITY					VALUE				
	1914-15	1915-16	1916-17	1917-18	1918-19	1914-15	1915-16	1916-17	1917-18	1918-19
CORK MANUFACTURES cwt	266	663	1,012	371	222	1,889	4,500	6,492	2,452	2,204
DYEING AND TANNING										
SUBSTANCES—										
Cochineal "	118	205	62	80	1,412	1,014	2,060	1,167	1,397	20,616
Saffron lb	23,378	27,973	41,345	46,601	46,138	21,160	39,053	45,619	60,064	106,343
Total Dyeing and										
Tanning substances value	—	—	—	—	—	22,164	41,113	46,786	61,461	127,159
GLASS AND GLASSWARE "	—	—	—	—	—	..	1,205
LIQUORS including METHY-										
LATED AND PERFUMED										
SPIRITS—										
Wines—										
Port gals.	3,323	5,197	3,257	3,312	2,994	846	1,047	2,507	1,107	1,719
Sherry, Madeira, and										
Marsala "	1,915	803	1,761	1,081	7,330	671	280	893	541	4,162
Other sorts "	7,329	5,777	7,350	5,920	10,449	1,288	1,026	1,423	2,073	6,584
Total Wines "	12,567	11,777	17,368	10,313	26,773	2,755	2,353	4,823	3,721	12,465
Other sorts of liquors "	95	737	100	485	204	49	299	59	323	131
Total Liquors "	12,662	12,514	17,468	10,798	26,977	2,804	2,652	4,882	4,044	12,646
PAPER AND PASTEBOARD value	—	—	—	—	—	53	2	1	..	2,813
SALT tons	37,226	126,765	76,410	43,840	15,751	33,719	315,067	232,437	213,938	59,340
ARTICLES IMPORTED BY										
POST value	—	—	—	—	—	1	59	80
ALL OTHER ARTICLES OF										
MERCHANDISE "	—	—	—	—	—	1,527	2,623	788	649	1,606
GRAND TOTAL "	—	—	—	—	—	62,156	367,162	291,332	282,603	205,848

No. 13—continued
SPAIN—continued
EXPORTS THERETO

INDIAN MERCHANDISE

ARTICLES	QUANTITY					VALUE				
	1914-15	1915-16	1916-17	1917-18	1918-19	1914-15	1915-16	1916-17	1917-18	1918-19
DYEING AND TANNING SUBSTANCES . . . cwt	1,476	380	£ 729	£ 3,434
GRAIN, PULSE, AND FLOUR— Wheat	28,000	10,287
HIDES AND SKINS, RAW— Hides, raw	47,011 =846,340	29,552 =428,697	41,317 =762,385	..	8,566 =65,625	253,399	165,606	248,295	..	21,282
LAG— Shell cwt	310	74	970	203
OPIMUM	5 =7	887
SEEDS	97,153	165,622	40,960	11,999	3	48,153	76,791	20,908	6,850	1
TEXTILES— Cotton— Raw	224,964	239,025	254,677	12,443	2,460	506,284	444,818	700,230	52,050	10,467
Hemp (chiefly esen), raw ..	4,157	875	4,305	1,225
Jute, raw tons	25,133	39,533	37,693	38,144	13,056	387,157	637,400	739,731	542,657	344,532
Jute manufactures (in- cluding twist and yarn) value	—	—	—	—	—	2,151	8,158
Wood and Timber:— Teak wood tons	279	3,349
ALL OTHER ARTICLES OF MERCHANDISE . . . value	—	—	—	—	—	3,246	10,007	8,443	8,013	3,853
GRAND TOTAL . . .	—	—	—	—	—	1,216,661	1,398,529	1,717,657	604,370	383,484

FOREIGN MERCHANDISE

ARTICLES	QUANTITY					VALUE				
	1914-15	1915-16	1916-17	1917-18	1918-19	1914-15	1915-16	1916-17	1917-18	1918-19
TOTAL VALUE . . .	—	—	—	—	—	£ ..	£ ..	£ 5	£ ..	£ 134
GRAND TOTAL OF INDIAN AND FOREIGN MERCHAN- DISE . . . value	—	—	—	—	—	1,216,661	1,398,529	1,717,662	604,370	383,618

GIBRALTAR
IMPORTS THEREFROM

ARTICLES	QUANTITY					VALUE				
	1914-15	1915-16	1916-17	1917-18	1918-19	1914-15	1915-16	1916-17	1917-18	1918-19
DYEING AND TANNING SUBSTANCES— Saffron lb	1,636	1,732	£ 1,926	£ 2,433
LIQUORS including METHY- LATED AND PERFUMED SPIRITS— Spirits gals.	76	..	4	..	10	50	..	2	..	44
Wines— Port	1,509	1,462	1,109	1,260	2,476	1,092	1,056	991	1,034	2,156
Still red wines, other than port	16	8	26	1,536	3,316	16	4	4	548	1,463
Sherry, Madeira and Marsala	872	842	639	3,225	2,106	518	517	509	2,089	1,722
Other sorts	160	301	938	209	200	1,045
Total Wines . . .	2,557	2,312	1,774	6,322	8,866	1,835	1,577	1,504	3,871	6,386
Total Liquors . . .	2,633	2,312	1,778	6,322	8,996	1,885	1,577	1,506	3,871	6,430

No. 13—continued

GIBRALTAR—continued
IMPORTS THEREFROM—continued

ARTICLES	QUANTITY					VALUE				
	1914-15	1915-16	1916-17	1917-18	1918-19	1914-15	1915-16	1916-17	1917-18	1918-19
METALS AND ORES—						£	£	£	£	£
Lead—										
Wrought—										
Sheets for ten-chests. cwt	3,540	8,232
Other sorts	1	1	5
Total Lead (excluding ore)	3,540	1	1	8,237
ARTICLES IMPORTED BY POST value	—	—	—	—	—	4,091	6,823	3,894	3,744	8,878
ALL OTHER ARTICLES OF MERCHANDISE	—	—	—	—	—	845	1,594	518	170	1,546
GRAND TOTAL	—	—	—	—	—	8,248	12,427	5,918	7,780	25,091

EXPORTS THERETO

INDIAN MERCHANDISE

ARTICLES	QUANTITY					VALUE				
	1914-15	1915-16	1916-17	1917-18	1918-19	1914-15	1915-16	1916-17	1917-18	1918-19
APPAREL (including DRA- PERY, UNIFORMS, ACCOU- TREMENTS, BUT EXCLUD- ING HOSIERY AND BOOTS AND SHOES) value	—	—	—	—	—	1,578	1,151	2	..	3
ART, WORKS OF (other than PICTURES)	—	—	—	—	—	2	..	558
GRAIN, PULSE, AND FLOUR—										
Wheat cwt	..	288,939	119,502
METALS—										
Brass, Bronze, and similar alloys	28	84	94	5	..	212	670	743	34	..
SUGAR	3,900	8,938
Tea, black lbs	..	145	120	34,590	4,000	..	10	10	1,198	133
TEXTILES—										
Cotton—										
Manufactures value	—	—	—	—	—	353	482	1,896	419	800
Haberdashery and millinery ..	—	—	—	—	—	..	747	2,129	478	00
TOYS AND REQUISITES FOR GAMES AND SPORTS, including FISHING TACKLE (OTHER THAN FIRE ARMS) value	—	—	—	—	—	1,140
WOOD AND TIMBER—										
Timber, other than railway sleepers— Teak wood cubic tons	100	1,467
ARTICLES EXPORTED BY POST value	—	—	—	—	—	1,408	2,081	1,085	10,490	27,765
ALL OTHER ARTICLES OF MERCHANDISE	—	—	—	—	—	1,836	1,882	1,494	358	328
GRAND TOTAL	—	—	—	—	—	8,003	126,475	11,249	12,977	29,692

FOREIGN MERCHANDISE

ARTICLES	QUANTITY					VALUE				
	1914-15	1915-16	1916-17	1917-18	1918-19	1914-15	1915-16	1916-17	1917-18	1918-19
APPAREL (including DRA- PERY, UNIFORMS, ACCOU- TREMENTS, BUT EXCLUD- ING HOSIERY AND BOOTS AND SHOES) value	—	—	—	—	—	410	553	1,288	17	133
SUGAR—										
Sugar, 16 Dutch Standard and above cwt	10,017	12,312
TEXTILES—										
Cotton—										
Manufactures— Piecegoods yards	927	17,031	10,747	..	2,460	17	660	535	..	82
Silk—										
Manufactures— Piecegoods	149,668	241,018	204,931	15,745	..	4,962	8,947	9,093	1,922	..
ARTICLES EXPORTED BY POST value	—	—	—	—	—	157	36	13	352	2,307
ALL OTHER ARTICLES OF MERCHANDISE	—	—	—	—	—	183	180	542	..	307
GRAND TOTAL	—	—	—	—	—	5,729	10,376	28,778	2,291	2,820
GRAND TOTAL OF INDIAN AND FOREIGN MERCHANDISE	—	—	—	—	—	13,732	136,851	35,027	15,268	32,521

PORTUGAL
MALTA AND GOZO

(244)

No. 13—continued

PORTUGAL
IMPORTS THEREFROM

ARTICLES	QUANTITY					VALUE				
	1914-15	1915-16	1916-17	1917-18	1918-19	1914-15	1915-16	1916-17	1917-18	1918-19
CORE MANUFACTURES . . . cwt	5	70	7	80	70	£ 22	£ 335	£ 98	£ 751	£ 1,183
LIQUORS, including METHYL- ATED AND PERFUMED SPIRITS— Spirit gals.	16	168	1	38	275	1
Wines— Port "	4,328	2,972	2,681	649	1,339	2,297	1,546	1,042	457	1,246
Other sorts "	1,998	1,989	495	287	273	579	425	119	156	134
Total Wines "	6,326	4,961	3,176	936	1,612	2,876	1,971	1,161	613	1,379
Total Liquors "	6,342	5,129	3,177	936	1,612	2,909	2,246	1,162	613	1,379
PROVISIONS AND OILMAN'S STORES— Canned and bottled pro- visions cwt	4,889	3,812	637	13,005	9,256	2,101
Other sorts of provi- sions "	..	8	34
Total Provisions and Oilman's stores value	—	—	—	—	—	13,005	9,290	2,101
STATIONERY (excluding PAPER) "	—	—	—	—	—	2	4	..	20,556	..
ALL OTHER ARTICLES OF MERCHANDISE "	880	68	10	5	..
GRAND TOTAL "	—	—	—	—	—	16,818	11,943	£ 3,371	21,925	2,512

EXPORTS THERETO

INDIAN MERCHANDISE

ARTICLES	QUANTITY					VALUE				
	1914-15	1915-16	1916-17	1917-18	1918-19	1914-15	1915-16	1916-17	1917-18	1918-19
COIR MANUFACTURED (EXCLUDING ROPE) . . . cwt	17,654	18,282	55	£ 12,721	£ 13,108	£ ..	£ ..	£ 89
GRAIN, PULSE, AND FLOUR . . . "	156,617	410,394	267,568	80,000	..	52,204	126,757	104,486	26,667	..
TEXTILES— Cotton, raw "	2,450	174	6,667	321
Hemp (chiefly Sansa), raw . . . "	4,013	536	5,448	794
Jute, gunny bags nb.	87,500	1,643
ALL OTHER ARTICLES OF MERCHANDISE value	—	—	—	—	—	187	414	..	2,458	612
GRAND TOTAL "	—	—	—	—	—	78,870	141,394	104,486	29,120	702

FOREIGN MERCHANDISE

ARTICLES	QUANTITY					VALUE				
	1914-15	1915-16	1916-17	1917-18	1918-19	1914-15	1915-16	1916-17	1917-18	1918-19
TOTAL VALUE	—	—	—	—	—	£ ..	£ ..	£ ..	£ 46	£ ..
GRAND TOTAL OF INDIAN AND FOREIGN MER- CHANDISE value.	—	—	—	—	—	78,870	141,394	104,486	29,166	702

MALTA AND GOZO
IMPORTS THEREFROM

ARTICLES	QUANTITY					VALUE				
	1914-15	1915-16	1916-17	1917-18	1918-19	1914-15	1915-16	1916-17	1917-18	1918-19
LIQUORS including METHYL- ATED AND PERFUMED SPIRITS— Wines— Port gals.	2,392
Sherry, Madeira and Marsala "	110	198	136	66	1,473	61	181	77	67	1,907
Other sorts "	24	12	24	1,213
Total Liquors "	134	198	136	66	3,877	85	181	77	67	3,147
SEEDS— Oilseeds— Essential cwt	683	3,054	1,811	9,489
TEXTILES— Haberdashery and Millinery value	—	—	—	—	—	1,333
ARTICLES IMPORTED BY POST "	—	—	—	—	—	443	1,320	753	2,244	..
ALL OTHER ARTICLES OF MERCHANDISE "	—	—	—	—	—	46	175	220	78	..
GRAND TOTAL "	—	—	—	—	—	2,385	11,065	2,892	2,389	3,185

No. 13—continued

MALTA AND GOZO—continued

EXPORTS THEREOF

INDIAN MERCHANDISE

ARTICLES	QUANTITY					VALUE				
	1914-15	1915-16	1916-17	1917-18	1918-19	1914-15	1915-16	1916-17	1917-18	1918-19
GRAIN, PULSE, AND FLOUR cwt	254,127	24,577	165,660	134,377	..	£ 99,424	£ 9,701	£ 67,148	£ 61,513	£ ..
TEA, BLACK lb	..	10,749	..	229,962	41,731	..	550	..	7,760	1,342
TEXTILES— Cotton manufactures (in- cluding twist and yarn) value	3,650	981	1,351	..	575
WOOD AND TIMBER— Teak wood cubic tons	170	1,020
ALL OTHER ARTICLES OF MERCHANDISE value	721	782	106
GRAND TOTAL	105,724	12,113	68,605	69,278	1,917

FOREIGN MERCHANDISE

ARTICLES	QUANTITY					VALUE				
	1914-15	1915-16	1916-17	1917-18	1918-19	1914-15	1915-16	1916-17	1917-18	1918-19
SUGAR— SUGAR, 16 DUTCH STAND: ARD AND ABOVE cwt	2,025	1,119
ALL OTHER ARTICLES OF MERCHANDISE value	856	760	202
TOTAL	856	760	1,321
GRAND TOTAL OF INDIAN AND FOREIGN MER- CHANDISE	106,080	12,873	69,926	69,278	1,917

ITALY

IMPORTS THEREFROM

ARTICLES	QUANTITY					VALUE				
	1914-15	1915-16	1916-17	1917-18	1918-19	1914-15	1915-16	1916-17	1917-18	1918-19
APPAREL (excluding HOSIERY AND BOOTS AND SHOES)— Apparel (including drapery, uniforms, accoutrements) value	9,236	11,207	10,483	4,087	2,593
Hats, caps, bonnets, and hatter's ware	43,702	31,628	44,190	27,846	23,660
Others	463	203	37	20	..
Total Apparel excluding hosiery and boots and shoes	53,401	43,038	54,710	31,712	26,252
ART. WORKS OF other than PICTURES	2,432	1,460	2,991	6,133	3,171
BUILDING AND ENGINEERING MATERIALS other than OF IRON, STEEL, OR WOOD— Cement cwt	86,373	19,447	..	17,008	..	4,918	2,964	..	3,722	..
Tiles no.	6,630,714	5,175,346	3,605,659	2,302,519	813,460	10,386	28,543	16,503	12,439	17,213
Other kinds value	828	5,281	1,567	2,557	232
Total Building and Engi- neering materials	25,662	36,788	18,070	18,718	17,445
BUTTONS OF ALL SORTS (a)	38,378	55,418	27,795	13,286
CHEMICALS AND CHEMICAL PREPARATIONS (excluding CHEMICAL MANURES AND MEDICINES)— Acids cwt	323	1,054	1,156	242	1,207	3,067	9,815	17,457	3,801	21,605
Potassium compounds	332	..	40	73	..	610	..	562	1,059	..
Sulphur (Brimstone)	83,180	79,549	94,419	42	..	31,693	34,213	51,731	21	..
Other sorts value	351	548	371	894	42
Total Chemicals and chemi- cal preparations, etc.	35,721	44,576	70,121	5,775	21,550

(a) Separately recorded from April, 1915

No. 13—continued

ITALY—continued

IMPORTS THEREFROM—continued

ARTICLES	QUANTITY					VALUE				
	1914-15	1915-16	1916-17	1917-18	1918-19	1914-15	1915-16	1916-17	1917-18	1918-19
CLOCKS AND WATCHES AND PARTS THEREOF . . . value	—	—	—	—	—	980	1,546	121
CORAL . . . lb	22,530	19,654	34,054	30,458	10,935	1,615	2,029	1,784	2,891	1,171
CORDAGE AND ROPE OF VEGETABLE FIBRE (excluding JUTE AND COTTON) cwt	2,131	1,445	1,299	77	132	8,731	7,974	10,825	560	3,634
DRUGS AND MEDICINES (excluding CHEMICALS AND NARCOTICS) . . . value	—	—	—	—	—	1,429	3,511	3,711	4,490	4,337
DYING AND TANNING SUBSTANCES—Dyes obtained from coal tar—										
Aniline dyes . . . lb	308,856	15,168	980	800	..	13,457	1,008	242	286	..
Saffron . . . "	1,556	40	40	100	498	3,213	89	87	208	1,009
Other sorts . . . cwt	319	215	..	200	..	937	981	..	208	..
Total Dyeing and Tanning substances . . . value	—	—	—	—	—	17,607	2,078	320	792	1,009
EARTHENWARE AND PORCELAIN (excluding PIPES OF EARTHENWARE) . . . "	—	—	—	—	—	1,574	964	2,458	334	40
FRUITS AND VEGETABLES—										
Fresh fruits and vegetables . . . "	—	—	—	—	—	69,279	19,021	352	8	..
Fruits and vegetables: dried, salted, or preserved not being canned or bottled—										
Almonds . . . cwt	36,500	32,274	24,812	15,523	12,351	70,594	70,734	64,268	44,654	37,285
Others . . . value	—	—	—	—	—	2,464	411	533	119	64
Total Fruits and Vegetables . . . "	—	—	—	—	—	132,337	90,166	65,153	44,781	37,349
FURNITURE AND CABINETWARE . . . "	—	—	—	—	—	252	3,173	8,766	1,134	890
GLASS AND GLASSWARE—										
Beads and false pearls . . . cwt	12,953	3,480	8,464	5,355	1,288	31,107	23,033	38,525	34,986	5,046
Sheet and plate . . . sup. ft.	..	138,640	100	1,929	1
Other glassware . . . value	—	—	—	—	—	1,213	1,637	6,975	1,960	1,040
Total Glass and Glassware . . . "	—	—	—	—	—	32,320	26,599	45,501	36,946	6,986
GUMS AND RESINS . . . cwt	10	..	186	124	..	1,568
HARDWARE, excluding CUTLERY AND ELECTROPLATED WARE value	—	—	—	—	—	1,717	8,982	5,865	1,710	3,769
INSTRUMENTS, APPARATUS, AND APPLIANCES, AND PARTS THEREOF—										
Electrical (including telegraph and tele- phone apparatus not being machinery)—										
Electric fans and parts thereof . . . "	—	—	—	—	—	10,416	25,795	35,648	49,411	68,255
Electric wires and cables . . . "	—	—	—	—	—	26	1,006	2,009	3,159	1,961
Other sorts . . . "	—	—	—	—	—	1,959	3,897	3,624	3,430	9,238
Total Instruments, Electrical, etc. . . "	—	—	—	—	—	12,401	30,198	42,181	56,000	79,449
Musical . . . "	—	—	—	—	—	3,822	2,871	2,545	810	1,954
Scientific and philosophical . . . "	—	—	—	—	—	241	82	..	3,702	29,187
Other kinds . . . "	—	—	—	—	—	269	139	127	..	260
Total Instruments, Apparatus, and Appliances, and parts thereof . . . "	—	—	—	—	—	16,733	33,290	44,853	60,512	110,850
LIQUORS, including METHYLATED AND PERFUMED SPIRITS—										
Wines . . . gals.	19,954	20,202	17,307	14,602	30,458	6,560	7,196	7,103	8,206	26,519
Other sorts of liquors . . . "	4,588	634	211	11	5	892	852	169	56	6
Total Liquors . . . "	24,487	20,836	17,518	14,613	30,463	7,452	7,548	7,272	8,262	26,525

No. 13—continued

ITALY—continued

IMPORTS THEREFROM—continued

ARTICLES	QUANTITY					VALUE				
	1914-15	1915-16	1916-17	1917-18	1918-19	1914-15	1915-16	1916-17	1917-18	1918-19
MACHINERY AND MILLWORK—										
Prime-movers (other than electrical) . . . value	—	—	—	—	—	\$ 985	\$ 1,485	\$ 8,912	\$ 198	..
Electrical machinery of all kinds, not including instruments, apparatus, appliances and parts there of—										
Generators, alternators, and dynamos . . . "	—	—	—	—	—	23	6,504
Motors . . . "	—	—	—	—	—	1,716	1,348	455	183	330
Other kinds . . . "	—	—	—	—	—	4,043	9,444	8,275	7,927	12,423
Total Electrical Machinery of all kinds. . . "	—	—	—	—	—	5,782	17,296	8,730	8,110	12,753
Machinery, not being prime-movers or electrical machinery—										
Rice and flour mill machinery . . . "	—	—	—	—	—	303	2,479	542	73	833
Others . . . "	—	—	—	—	—	1,042	3,201	1,058	5,264	..
Total Machinery and Millwork . . . "	—	—	—	—	—	8,112	24,461	19,242	13,645	13,586
MANURES—										
Artificial and mineral manures. . . tons	..	720	150	8,793	2,802
METALS AND ORES—										
Aluminium . . . cwt	252	1,387
Brass, Bronze, and similar alloys and manufactures thereof—										
Wrought—										
Mixed or yellow metal, for sheathing . . . "	926	3,773	..	1
Other Sorts . . . "	901	3	..	2	..	3,829	47	1	8	..
German silver . . . "	74	1,041	..
Others . . . tons	19	21	33	15	1	1,189	969	977	207	7
Total Metals (excluding Ores) . . . "	123	21	33	19	1	10,178	916	979	1,256	7
MOTOR CARS AND MOTOR CYCLES AND PARTS THEREOF—										
Motor cars . . . no.	19	57	44	18	1	6,170	22,129	25,677	8,897	433
Motor wagons . . . "	..	41	3	1	24,345	1,784	749	..
Parts of motor cars and motor cycles . . . value	—	—	—	—	—	256	2,918	1,349	2,715	189
Total Motor Cars and Motor Cycles and parts thereof . . . "	—	—	—	—	—	6,426	49,392	28,810	12,361	572
OILS . . . gals.	422	299	224	309	22,006	879	1,054	692	1,127	3,474
OIL-CLOTH AND FLOOR-CLOTH . . . sq. yards	26,856	15,693	11,528	1,697	550	1,163
PAINTS AND PAINTERS' MATERIALS . . . value	—	—	—	—	—	1,516	2,114	3,601	1,411	984
PAPER AND PASTEBOARD—										
Writing paper and envelopes . . . "	—	—	—	—	—	2,660	5,386	7,601	1,903	112
Others . . . "	—	—	—	—	—	1,113	7,263	1,786	2,576	901
Total Paper and Pasteboard . . . "	—	—	—	—	—	3,773	12,649	9,387	4,479	1,013
PRECIOUS STONES AND PEARLS, UNSET . . . "	—	—	—	—	—	..	1,200
PROVISIONS AND OILMAN'S STORES—										
Cheese (including canned) lb	21,101	9,567	3,250	..	277	1,023	558	290	..	37
Cocoa and Chocolate . . . "	15,568	20,103	25,108	231	445	1,176	1,258	1,735	55	67
Milk, condensed, and preserved, including milk cream . . . "	115,468	492,842	311,787	1,539	6,942	7,789
Other sorts of provisions—										
Canned and bottled provisions . . . cwt	794	790	844	191	220	2,728	2,931	3,047	1,202	1,877
Others . . . value	—	—	—	—	—	1,379	1,870	794	325	671
Total Provisions and Oilman's stores . . . "	—	—	—	—	—	7,846	18,559	14,525	1,532	2,152

No. 13—continued
ITALY—continued

IMPORTS THEREFROM—concluded

ARTICLES	QUANTITY					VALUE				
	1914-15	1916-16	1916-17	1917-18	1918-19	1914-15	1915-16	1916-17	1917-18	1918-19
RUBBER—						£	\$	£	\$	£
Manufactures—										
Tyres for motor cars and motor cycles no.	1,620	18,438	17,676	20,678	3,050	7,847	83,547	57,353	80,856	15,145
Other manufactures except apparel, boots, and shoes value	—	49	5	2,238	—	—	82	2	2,870	—
Total Rubber manufactures	—	—	—	—	—	7,970	84,338	59,083	84,066	15,181
SEEDS cwt	1,607	498	5	—	—	3,406	403	2	—	—
SMOKER'S REQUISITES (excluding tobacco) value	—	—	—	—	—	203	683	2,389	531	—
SOAP cwt	1,291	788	67	5	—	2,250	2,061	392	57	—
STATIONERY (excluding paper) value	—	—	—	—	—	8,142	8,921	13,339	3,588	1,010
STONE AND MARBLE cwt	63,500	79,256	79,181	65,312	18,294	14,062	24,363	16,508	17,091	11,347
SUGAR—										
Confectionery	240	167	179	95	51	2,072	1,536	1,971	1,125	592
Others	4	—	—	—	—	2	—	—	—	—
Total Sugar	244	167	179	95	51	2,074	1,536	1,971	1,125	592
TEXTILES—										
Cotton—										
Manufactures—										
Twist and yarn lb	857,368	589,928	20,055	18,800	—	49,189	38,152	1,856	2,493	—
Blankets	11,683	12,736	18,436	7,798	—	359	418	3,028	445	—
Handkerchiefs and shawls in the piece no.	86,647	63,048	18,508	5,366	—	8,032	5,084	2,419	710	—
Hosiery value	—	—	—	—	—	3,393	370	2,173	764	—
Piece goods—										
White (bleached) yards	185,366	59,374	52,491	—	—	2,806	1,368	1,939	—	—
Coloured, printed, or dyed	10,039,876	13,019,366	14,170,489	7,005,140	1,321,759	267,031	415,157	701,831	484,732	111,625
Felts of all descriptions	35,170	—	40,867	—	—	300	—	1,320	—	—
Other sorts of manufactures value	—	—	—	—	—	1,615	4,943	6,050	589	248
Total Cotton manufactures (including twist and yarn)	—	—	—	—	—	332,724	465,490	720,615	439,733	111,873
Flax—										
Manufactures and millinery value	—	—	—	—	—	859	4,944	3,867	4,471	10,329
Hemp—										
Manufactures—										
Cloth yards	2,880	29,080	29,660	—	52,360	152	2,667	2,513	—	9,104
Jute—										
Manufactures—										
Canvas	5,863	4,800	—	10,600	—	331	300	—	1,627	—
Waste lb	4,484	—	—	—	—	1,107	—	—	—	—
Manufactures—										
silk yarn, noils, and warps	205,821	120,048	46,211	50,488	67,207	20,149	16,127	10,918	23,494	35,556
Goods of silk mixed with other materials yards	887,309	2,016,292	2,192,227	991,972	362,026	43,148	92,415	127,732	77,367	29,136
Piece goods	10,106	13,728	5,644	6,982	5,048	1,769	564	708	441	1,325
Other sorts lb	978	1,445	1,395	181	—	301	120	615	31	—
Total Silk manufactures (including silk yarn, etc.) value	—	—	—	—	—	71,387	109,226	145,973	101,333	66,017
Wool—										
Manufactures—										
Carpets and rugs lb	235,818	98,744	170	23,166	—	17,668	6,054	80	1,227	—
Piece goods yards	38,686	64,169	11,438	—	—	2,131	3,101	734	—	—
Shawls no.	21,187	5,607	3,917	1,448	1,074	3,849	1,037	1,483	925	932
Other sorts value	—	—	—	—	—	1,876	959	1,432	133	—
Total Woolen manufactures (including yarn and knitting wool)	—	—	—	—	—	25,025	11,151	8,720	2,285	932
Artificial silk—										
Piece goods of cotton and artificial silk yards	5,509	81,442	421,023	222,183	49,534	296	4,108	28,170	17,252	4,523
TOILET REQUISITES (NOT SPECIFIED ELSEWHERE) value	—	—	—	—	—	7,253	11,598	4,509	929	37
TOYS AND REQUISITES FOR GAMES AND SPORTS including FISHING TACKLE	—	—	—	—	—	235	8,018	415	69	30
UMBRELLAS AND UMBRELLA FITTINGS	—	—	—	—	—	767	1,384	152	—	—
ARTICLES IMPORTED BY POST	—	—	—	—	—	110,339	35,101	61,439	166,469	36,249
ALL OTHER ARTICLES OF MERCHANDISE	—	—	—	—	—	10,339	15,874	10,094	7,201	1,673
GRAND TOTAL	—	—	—	—	—	1,015,172	1,936,907	1,648,596	1,180,256	611,492

No. 13—continued
ITALY—continued
EXPORTS THEREOF

INDIAN MERCHANDISE

ARTICLES	QUANTITY					VALUE				
	1914-15	1915-16	1916-17	1917-18	1918-19	1914-15	1915-16	1916-17	1917-18	1918-19
BOOKS, PRINTED, AND PRINTED MATTER (NOT BEING STATIONERY), INCLUDING MAPS AND CHARTS cwt	4	162	..	1	..	£ 17	£ 3,911	..	£ 2	..
COFFEE ..	2,144	902	6,406	2,868
COIL, MANUFACTURED (excluding ROPE) ..	6,640	14,444	7,236	..	3,666	4,865	9,953	5,062	..	2,644
DRUGS AND MEDICINES (EXCLUDING CHEMICALS AND NARCOTICS) .. value	420	1,235	4,040	42	..
DYEING AND TANNING SUBSTANCES— Cutch and Gambler cwt	50	1,010	100	50	1,048	100
Indigo ..	1	666	750	371	110	6	22,912	28,421	11,122	1,914
Myrobalans ..	7,713	30,302	23,245	9,623	3,000	2,409	8,821	6,808	2,714	700
Other sorts	22	37	10	25
Total Dyeing and Tanning substances ..	7,764	32,000	24,132	9,994	3,110	2,465	32,791	35,354	13,836	2,614
FIBRE FOR BRUSHES AND BROOMS	608	325	..	2	..	1,260	433	..
FRUITS AND VEGETABLES— Fruits and vegetables: dried, salted, or preserved, all sorts ..	10,593	16,511	10,803	1,100	446	8,743	6,907	7,234	600	193
GRAIN, PULSE, AND FLOUR— Barley	100,934	62,728
Gram	215,899	73,949
Lentils (a)	65,935	33,832
Pulse (b)	1	3	70,003	13,461	2	26,342	7,203
Rice, not in the husk ..	18,837	..	511,092	2,158,702	3,097,113	5,834	..	165,734	535,418	1,002,007
Wheat	20,000	2,589,547	3,095,908	628,261	..	8,067	1,128,092	1,325,070	275,585
Other sorts ..	190	1	67
Total Grain, Pulse, and flour ..	19,027	20,001	3,101,242	5,324,608	4,111,603	5,001	8,667	1,293,828	1,856,825	1,466,884
GUMS AND RESINS ..	406	150	100	379	109	233
HIDES AND SKINS, RAW— Hides, raw .. cwt	72,199	383,360	172,871	156,231	100,776	384,209	2,194,580	1,008,238	776,810	469,289
.. .. no.	=1,511,431	=5,727,706	=2,484,446	=2,255,506	=1,781,837					
Skins, raw .. cwt	120	141	60	2	..	580	703	250	18	..
.. .. no.	=5,300	=10,559	=3,503	=100	..					
Total Hides and Skins, raw .. cwt	72,319	383,501	172,931	156,233	100,776	384,789	2,195,283	1,008,488	776,823	469,289
.. .. no.	=1,516,731	=5,738,256	=2,487,946	=2,255,608	=1,781,837					
LAC— Button .. cwt	649	220	55	2,005	760	210
Shell ..	4,151	593	100	..	3,002	12,590	1,757	839	..	38,187
Leather— Hides and skins: tanned or dressed .. no.	..	5	50	53	933
.. .. no.	..	=503	=5,600
METALS AND ORES— Chromite .. tons	2,191	2,870	4,382	6,496
Ferro manganese (a)	4,453	111,313
Iron or steel ..	22	9	2,493	207	..	68	32	4,394	594	..
Manganese ore	20,850	28,400	10,200	1,575	..	25,812	36,595	13,140	2,195
Others .. cwt	3	11	8	26	90	69
Total Metals and Ores .. tons	22	20,860	30,898	12,688	8,898	94	25,934	41,058	18,616	120,004
MICA .. cwt	..	255	28	1,463	323
OIL, MINERAL— Dangerous petroleum flashing below 76° F— (Benzine, Benzol, Petrol, and other motor spirit) gals.	1,545,979	9,662	..
Benzine (a)	3,199,283	19,996
Vegetable, non-essential— Castor ..	2,301	..	12,567	326,345	627,173	189	..	1,570	44,667	122,864
Coconut ..	5,698	32,592	857,033	799	3,821	140,589
Linseed	684,778	155,344
Other sorts	20,090	16,440	6,670	1,420
TOTAL OILS ..	7,902	20,090	20,007	1,904,916	5,363,267	988	6,670	2,990	57,950	433,763
PARAFFIN WAX .. cwt	37,756	57,264

* Value Rs=6s 8d
(a) Separately recorded from April, 1918
(b) Includes "Lentils" prior to April, 1918

INDIAN MERCHANDISE—continued

ARTICLES	QUANTITY					VALUE				
	1914-15	1915-16	1916-17	1917-18	1918-19	1914-15	1915-16	1916-17	1917-18	1918-19
PROVISIONS AND OILMAN'S STORES . . . value	—	—	—	—	—	£ 1,861	£ 1	£ 4	£	£ 640
SEEDS—										
Oil-seeds—										
Essential . . . cwt	151	108
Non-essential—										
Castor . . . " . . . cwt	224,066	155,751	211,702	98,536	22,551	99,384	72,568	110,232	57,481	23,842
Copra or coconut kernel . . . " . . . cwt	1,110	1,200
Groundnuts . . . " . . . cwt	127,059	58,568	60,941	..	40,694	49,944	30,674	37,913	..	52,343
Linseed . . . " . . . cwt	622,744	243,595	451,644	76,166	267,617	326,189	127,024	263,737	51,050	203,476
Mowra or mowra . . . " . . . cwt	6,000	..	2,500	2,333	..	750
Mustard . . . " . . . cwt	199	..	1,246	132	..	1,376
Niger . . . " . . . cwt	625	3,502	210	1,401
Poppy . . . " . . . cwt	7,001	4,501
Rape . . . " . . . cwt	205,155	127,492	95,177	4,495	81,364	176,546	66,778	47,814	2,181	67,231
Sesamum (oil or linseed), . . . cwt	191,746	34,313	169,652	19,262	..	132,224	19,502	116,765	14,570	..
Other sorts . . . " . . . cwt	..	2	..	1	1	..	2	..	1	1
Total Seeds . . . " . . . cwt	1,474,405	623,223	993,013	198,400	413,237	791,463	317,949	578,695	125,283	348,092
SPICES—										
Pepper . . . lb	2,876,020	666,400	1,167,712	218,400	1,072,512	53,246	14,230	35,714	6,947	37,419
TEA, BLACK . . . " . . . lb	74,017	6,980	348	45	29,372	2,038	250	15	..	954
TEXTILES—										
Cotton—										
Raw . . . cwt	1,354,902	1,124,106	968,891	553,298	440,738	2,466,465	2,105,196	2,489,808	2,263,461	2,774,320
Kapok . . . " . . . cwt	2,394	5,267	6,921	62	..	4,819	9,642	14,726	92	..
Twist and yarn . . . lb	2,000	131,700	10,048	3,000	..	60	3,433	404	238	..
Hemp (chiefly spun)—										
Raw . . . cwt	50,337	75,992	38,956	8,569	1,004	42,933	71,527	39,671	9,565	954
Jute, raw . . . tons	41,506	60,740	38,451	24,792	26,615	746,309	1,117,613	834,160	413,465	606,897
Manufactures—										
Gunny bags . . . no.	2,125,200	10,000,000	7,496,000	61,771	72,681	52,266
Gunny cloth . . . yrd	224,000	..	500,000	3,200,000	..	1,648	..	4,259	39,300	..
Other sorts . . . lb	200,000	1,785	..
Total jute manufactures value	1,648	..	68,021	104,766	52,266
Silk, raw . . . lb	40,978	8,320	25,299	..	15,600	3,700	1,977	4,467	..	2,667
Wool, raw . . . " . . . lb	66,528	60,316	3,548	3,258
WOOD AND TIMBER . . . value	7,708	224	14
ARTICLES EXPORTED BY POST . . . value	9,067	5,398	5,176
ALL OTHER ARTICLES OF MERCHANDISE . . . value	6,531	3,071	705	67	172
GRAND TOTAL . . . value	4,570,495	5,952,230	6,471,693	5,684,042	6,410,000

FOREIGN MERCHANDISE

ARTICLES	QUANTITY					VALUE				
	1914-15	1915-16	1916-17	1917-18	1918-19	1914-15	1915-16	1916-17	1917-18	1918-19
APPAREL (INCLUDING DRAPERY, UNIFORMS, ACCOUTREMENTS, BUT EXCLUDING HOSIERY) . . . value	729	98	10
FRUITS AND VEGETABLES, DRIED, SALTED, OR PRESERVED . . . cwt	4	635	820	13	1,403	2,187
GLASS AND GLASSWARE . . . value
GRAIN PULSES, AND FLOUR—										
Wheat . . . cwt	55,381	144	5,126
GUMS AND RESINS . . . value	1,056	1,144	948	1,167	947	996
HIDES AND SKINS, RAW—										
Hides, raw . . . no.	3,011	18,738	..
METALS AND ORES—										
Iron or steel . . . tons	2,079	2,260	2,600	4,631	2,561	3,640
Others . . . " . . . tons	18
Total Metals and Ores . . . tons	2,079	2,260	2,600	4,631	2,561	3,658
OILS . . . gals.	196	140,982	4,519	13	1,342	41
SUGAR . . . cwt	21,714	27,062
TEXTILES—										
Cotton, raw . . . " . . . cwt	290	1,088	..
Silk, raw . . . lb	..	155,694	1,712	29,918	399
.. manufactures . . . value	49	107	4	..	167
ARTICLES RE-EXPORTED BY POST, ALL OTHER ARTICLES OF MERCHANDISE . . . value	634	305	94
GRAND TOTAL . . . value	735	1,050	486	40	13
GRAND TOTAL OF INDIAN AND FOREIGN MERCHANDISE . . . value	8,021	36,389	7,779	21,347	64,504
	4,578,516	5,988,619	6,479,472	5,705,380	6,474,504

No. 13—continued
AUSTRIA-HUNGARY
IMPORTS THEREFROM

ARTICLES	QUANTITY					VALUE				
	1914-15	1915-16	1916-17	1917-18	1918-19	1914-15	1915-16	1916-17	1917-18	1918-19
APPAREL (excluding HOSIERY AND BOOTS AND SHOES)—						£	£	£	£	£
Apparel (including drapery, uniforms, accessories) value	—	—	—	—	—	10,427	..	27	394	..
Gold and silver thread ..	—	—	—	—	—	2,682	258
Hats, caps, bunnets, and hatters' ware ..	—	—	—	—	—	4,659	..	76	3,815	..
Lametta .. lb	8,130	868
Total Apparel ..	—	—	—	—	—	18,436	250	102	4,209	..
ARMS, AMMUNITION, AND MILITARY STORES—										
Firearms, and parts thereof ..	—	—	—	—	—	210
Other sorts ..	—	—	—	—	—	10	40	..
Total Arms, Ammunition, and Military Stores ..	—	—	—	—	—	220	40	..
BOOTS AND SHOES—										
Of leather .. pairs	1,747	..	525	385	..	669	..	140	188	..
.. other materials ..	107,260	8,600	288	1,081	..	5,316	151	11	45	..
Total Boots and Shoes ..	109,007	8,600	813	1,416	..	5,978	161	151	233	..
BRUSHES AND BROOMS doz.	16,414	..	400	1,929	..	20
BUILDING AND ENGINEERING MATERIALS other than OF IRON, STEEL OR WOOD—										
Cement .. cwt	25,272	108	..	3,129	50	..
Other kinds .. value	—	—	—	—	—	794
Total Building and Engineering materials ..	—	—	—	—	—	3,923	50	..
CHEMICALS ..	—	—	—	—	—	1,228	..	51	378	..
CLOCKS AND WATCHES AND PARTS THEREOF—										
Clocks and Timepieces no.	2,547	180	..	327	42	..
Watches ..	200	19
Parts of clocks and watches .. value	—	—	—	—	—	19
Total Clocks, and Watches, etc. ..	—	—	—	—	—	365	42	..
COFFEE .. cwt	151	466
CORDAGE AND ROPE OF VEGETABLE FIBRE (excluding JUTE AND COTTON) ..	1,184	4,802
CUTLERY .. value	—	—	—	—	—	289	91	..	31	..
DRUGS AND MEDICINES (excluding CHEMICALS AND NARCOTICS) ..	—	—	—	—	—	958
DYING AND TANNING SUBSTANCES—										
Aniline dyes .. lb	18,517	932
Other sorts .. cwt	51	33
Total Dyeing and Tanning substances .. value	—	—	—	—	—	965
EARTHENWARE AND PORCELAIN (excluding PIPES OF EARTHENWARE) ..	—	—	—	—	—	7,444	192	..
FIREWORKS ..	—	—	—	—	—	523	13	..
FRUITS AND VEGETABLES—										
Fresh fruits and Vegetables ..	—	—	—	—	—	220
Fruits and vegetables: dried, salted, or preserved not being canned or bottled .. cwt	755	1,108
Total Fruits and vegetables .. value	—	—	—	—	—	1,328
FURNITURE AND CABINETWARE ..	—	—	—	—	—	3,386	46	19	1,447	..

AUSTRIA-HUNGARY—continued

IMPORTS THEREFROM—continued

ARTICLES	QUANTITY					VALUE				
	1914-15	1915-16	1916-17	1917-18	1918-19	1914-15	1915-16	1916-17	1917-18	1918-19
GLASS AND GLASSWARE—						£	£	£	£	£
Bongles value	—	—	—	—	—	127,652	122	1,028	4,535	..
Beads and false pearls cwt	2,076	6	19	18	..	17,401	64	87	75	..
Funnels, globes, and glass parts of lamps value	—	—	—	—	—	6,583	67	31	110	..
Sheet and plate suppl. feet	408,947	2,325
Tableware, including decanters, tumblers, etc. value	—	—	—	—	—	3,548	20	15	8	..
Others ..	—	—	—	—	—	2,026	..	16	294	..
Total Glass and Glassware ..	—	—	—	—	—	160,035	279	1,727	5,022	..
HARDWARE (excluding OUTLERY AND ELECTROPLATED WARE)—										
Domestic hardware ..	—	—	—	—	—	411
Enamelled ironware ..	—	—	—	—	—	40,328	65	627	2,287	..
Implements and tools, other than agricultural implements and machine tools ..	—	—	—	—	—	17
Lamps, metal no.	148,670	..	240	5	..	9,840	..	15	9	..
.. glass ..	60,168	912
Parts of lamps, other than glass value	—	—	—	—	—	5,113	..	88	50	..
Safes and strong boxes of metal no.	318	28	1	1,932	332	10
Other sorts .. value	—	—	—	—	—	12,563	16	195	599	..
Total Hardware, etc. ..	—	—	—	—	—	71,111	81	925	3,271	10
HOPS .. cwt	49	381
INSTRUMENTS, APPARATUS, AND APPLIANCES, AND PARTS THEREOF—										
Electrical .. value	—	—	—	—	—	5,374
Musical ..	—	—	—	—	—	1,380	29	..
Optical ..	—	—	—	—	—	550	149	..
Scientific and philosophical ..	—	—	—	—	—	122
Surgical ..	—	—	—	—	—	1,261	50	..
Other kinds ..	—	—	—	—	—	212
Total Instruments, Apparatus, etc. ..	—	—	—	—	—	8,899	228	..
IVORY ..	—	—	—	—	—	1,256
JEWELLERY, ALSO PLATE OF GOLD AND SILVER—										
Jewellery ..	—	—	—	—	—	604	..	7
Plate of gold and silver ..	—	—	—	—	—	929
Total Jewellery, also Plate of gold and silver ..	—	—	—	—	—	1,533	..	7
LEATHER ..	—	—	—	—	—	2,137	6	248	251	..
LIQUORS, INCLUDING METHYLATED AND PERFUMED SPIRITS—										
Spirit—										
Spirit, present in drugs, medicines, or chemicals gals	777	542
Other sorts of spirit ..	7,195	10	..	1,796	48	..
Total Spirit ..	7,972	10	..	2,338	48	..
Other sorts of liquors ..	897	288
Total Liquors ..	8,869	10	..	2,626	48	..
MACHINERY AND MILLWORK—										
Prime-movers, other than electrical value	—	—	—	—	—	214
Electrical machinery ..	—	—	—	—	—	485
Oil crushing and refining machinery ..	—	—	—	—	—	2,255
Textile machinery ..	—	—	—	—	—	176
Other sorts of machinery (excluding printing machinery) ..	—	—	—	—	—	237
Total Machinery and Millwork ..	—	—	—	—	—	3,367

No. 13—continued

AUSTRIA-HUNGARY—continued

IMPORTS THEREFROM—continued

ARTICLES	QUANTITY					VALUE				
	1914-15	1915-16	1916-17	1917-18	1918-19	1914-15	1915-16	1916-17	1917-18	1918-19
MATCHES—						£	£	£	£	£
Safety gross of boxes	752,100	..	22,289	35,286	..	1,119
Other sorts ..	62,400	..	1,674	3,172	..	100
Total Matches	814,500	..	23,973	38,458	..	1,219
METALS AND ORES—										
Brass, Bronze, and similar alloys cwt	200	..	18	1,966	..	140
Copper ..	167	7	..	1,557	300	..
German silver ..	3,682	..	48	57	..	22,536	..	680	591	..
Iron or Steel—										
Nails, rivets, and washers tons	685	7,221
Sheets and plates ..	189	1,702
Wire ..	340	12	..	4,111	607	..
Other manufactures ..	29	331
Total Iron or Steel ..	1,243	12	..	13,365	607	..
Steel ..	10	226
Quicksilver lb	1,500	5,625	..	137	516	..
Tin .. cwt	50	..	8	611	..	81
Others ..	80	2,080	..	738	2,057	..
Total Metals (excluding ores) tons	1,463	..	4	119	..	41,138	..	901	4,071	..
OILS—										
Essential .. gals.	17	118
Mineral—										
Lubricating oils ..	13,411	560
Others ..	4	1
Total Oils ..	13,432	684
PAINTS AND PAINTER'S MATERIALS value						988
PAPER AND PASTEBOARD—										
Packing paper .. cwt	4,691	16	..	2,181	22	..
Printing paper ..	11,031	9	8,207	25
Writing paper and envelopes value	—	16,978	29	..	273	..
Other kinds of paper (including pasteboard, millboard, and card-board of all kinds) cwt	4,334	645	..	4,716	983	..
Total Paper and Pasteboard value	—	32,077	52	..	1,223	..

AUSTRIA-HUNGARY—continued

IMPORTS THEREFROM—continued

ARTICLES	QUANTITY					VALUE				
	1914-15	1915-16	1916-17	1917-18	1918-19	1914-15	1915-16	1916-17	1917-18	1918-19
PAPER MAKING MATERIALS cwt	3,905	485	..	£ 2,508	£ 326	..
PRINTING AND LITHOGRAPHING MACHINERY AND MATERIALS (excluding PAPER) value	—	—	—	—	—	919
PRINTS, ENGRAVINGS, AND PICTURES ..	—	—	—	—	—	102
PROVISIONS AND OILMAN'S STORES—										
Milk, condensed and preserved (including milk cream) lb	60,250	784
Other sorts of provisions value	—	—	—	—	—	387	..	105
Total Provisions and Oilman's stores ..	—	—	—	—	—	1,121	..	105
RUBBER MANUFACTURES ..	—	—	—	—	—	580
SMOKER'S REQUISITES (excluding TOBACCO) ..	—	—	—	—	—	971	..	27	532	..
SOAP .. cwt	1,842	..	55	4	..	7,120	..	302	32	..
STATIONERY (excluding PAPER) value	—	—	—	—	—	13,316	..	61	310	..
STICKS AND WHIPS ..	—	—	—	—	—	38
SUGAR—										
Sugar, 16 Dutch standard and above cwt	428,105	408	..	699	..	255,749	426	..	1,078	..
Saccharin .. lb	10,795	2,258
Others .. cwt	2
Total Sugar ..	428,201	408	..	699	..	258,009	426	..	1,078	..
TEXTILES—										
Cotton—										
Manufactures—										
Twist and yarn lb	338,818	13,884	..	18,256	482	..
Blankets ..	52,040	982	..	2,212	55	..
Canvas .. yards	29,898	4,055	..	435	209	..
Handkerchiefs and shawls in the piece no.	71,481	..	459	914	..	3,045	..	107	40	..
Hosiery .. value	—	—	—	—	—	4,310	..	253	1,510	..
Piece goods—										
Grey (unbleached) ..	6,473	88
White (bleached) ..	5,600	98
Coloured, printed, or dyed ..	543,839	6,099	57,741	175,618	..	20,030	113	1,546	7,604	..
Thread, sewing lb	62,041	..	190	9,997	..	7,980	..	20	595	..
Other sorts of manufactures value	—	—	—	—	—	3,341	..	443	29	..
Total Cotton manufactures (including twist and yarn) ..	—	—	—	—	—	59,796	113	2,369	10,524	..
Flax manufactures (including twist and yarn) ..	—	—	—	—	—	1,230
Haberdashery and millinery ..	—	—	—	—	—	44,314	52	178	1,126	..
Silk—										
Manufactures—										
Silk yarn, nolls, and waps lb	2,538	397
Goods of silk mixed with other materials, yards	10,184	1,088
Other sorts .. value	—	—	—	—	—	534	..	287	536	..
Total Silk manufactures (including Silk yarn, etc.) ..	—	—	—	—	—	2,019	..	287	536	..

No. 13—continued
AUSTRIA-HUNGARY—continued
IMPORTS THEREFROM—concluded

ARTICLES	QUANTITY					VALUE				
	1914-15	1915-16	1916-17	1917-18	1918-19	1914-15	1915-16	1916-17	1917-18	1918-19
TEXTILES—contd.						£	£	£	£	£
Wool—										
Manufactures—										
Yarn and knitting wool . . . lb	63,670	405	..	8,833	122	..
Braids "	11,017	..	768	1,539	..	145
Carpets and rugs . . . "	2,900	209	..	224	52	..
Hosiery "	2,542	367
Piece goods . . . yards	168,899	..	7,432	15,718	..	7,743	..	238	4,120	..
Shawls no.	10,846	2,780	8,316	4,214	..	2,462	703	311	317	..
Other sorts lb	623	785	..	109	65	..
Total Wool manufactures (including yarn and knitting wool) . . . value	—	—	—	—	—	21,277	793	694	4,685	..
TOBACCO lb	678	101
TOILET REQUISITES . . . value	—	—	—	—	—	1,734	..	19
TOYS AND REQUISITES FOR GAMES AND SPORTS including FISHING TACKLE . . . "	—	—	—	—	—	6,462	..	59	36	..
UMBRELLAS AND UMBRELLA FITTINGS . . . "	—	—	—	—	—	702	..	20	355	..
WOOD AND TIMBER—										
Timber (other than cubic railway sleepers) . . . tons	1,735	1	7,641	4
Wood manufactures . . . value	—	—	—	—	—	962	848	..	143	..
ARTICLES IMPORTED BY POST "	—	—	—	—	—	1,763
ALL OTHER ARTICLES OF MERCHANDISE . . . "	—	—	—	—	—	11,753	75	185	1,292	..
GRAND TOTAL "	—	—	—	—	—	860,748	3,275	9,621	41,728	10

EXPORTS THERETO

INDIAN MERCHANDISE

ARTICLES	QUANTITY					VALUE				
	1914-15	1915-16	1916-17	1917-18	1918-19	1914-15	1915-16	1916-17	1917-18	1918-19
COFFEE cwt	8,287	33,266
DYEING AND TANNING SUBSTANCES—										
Indigo "	91	930
Myrobalans "	20,964	8,005
Other sorts "	266	272
Total Dyeing and Tanning substances "	21,321	9,207

No. 13—continued
AUSTRIA-HUNGARY—continued
EXPORTS THERETO—continued

INDIAN MERCHANDISE—concluded

ARTICLES	QUANTITY					VALUE				
	1914-15	1915-16	1916-17	1917-18	1918-19	1914-15	1915-16	1916-17	1917-18	1918-19
SEEDS—						£	£	£	£	£
Oil-seeds—										
Vegetable, non-essential—										
Castor cwt	2,900	1,634
Copra or coconut kernel "	12,906	19,945
Groundnuts . . . "	139,440	76,396
Linseed "	17,804	10,568
Rape "	14,000	8,196
Sesamum (til or jinjil)	81,854	66,155
Total Seeds . . . "	268,970	182,892
SPICES lb	278,600	5,077
TEA, BLACK . . . "	45,606	1,541
TEXTILES—										
Cotton—										
Raw cwt	585,735	1,427,093
Hemp (chiefly sunn), raw "	2,643	2,230
Jute—										
Raw tons	11,586	389,042
Manufactures—										
Gunny bags . . no.	250,000	6,500
" cloth . . yards	100,000	1,058
WOOD AND TIMBER—										
Timber, other than railway sleepers—										
Teak wood . . cubic tons	175	2,566
ALL OTHER ARTICLES OF MERCHANDISE . . . value	—	—	—	—	—	9,439
GRAND TOTAL . . . "	—	—	—	—	—	3,011,043	98,620

FOREIGN MERCHANDISE

ARTICLES	QUANTITY					VALUE				
	1914-15	1915-16	1916-17	1917-18	1918-19	1914-15	1915-16	1916-17	1917-18	1918-19
						£	£	£	£	£
GUMS AND RESINS . . . cwt	4,540	4,720
INSTRUMENTS, APPARA- TUS, AND APPLIANCES, & PARTS THEREOF . . value	—	—	—	—	—	680

No. 13—continued
AUSTRIA-HUNGARY—concluded
EXPORTS THERETO—concluded

FOREIGN MERCHANDISE—continued

ARTICLES	QUANTITY					VALUE				
	1914-15	1915-16	1916-17	1917-18	1918-19	1914-15	1915-16	1916-17	1917-18	1918-19
MACHINERY AND MILLWORK value	—	—	—	—	—	£ 1,787	\$..	\$..	\$..	\$..
ALL OTHER ARTICLES OF MERCHANDISE ..	—	—	—	—	—	1,006
GRAND TOTAL ..	—	—	—	—	—	8,148
GRAND TOTAL OF INDIAN AND FOREIGN MERCHANDISE ..	—	—	—	—	—	3,020,086	98,620

SWITZERLAND
IMPORTS THEREFROM

ARTICLES	QUANTITY					VALUE				
	1914-15	1915-16	1916-17	1917-18	1918-19	1914-15	1915-16	1916-17	1917-18	1918-19
APPAREL (excluding HOSIERY AND BOOTS AND SHOES) value	—	—	—	—	—	£ 2,676	\$ 5,881	\$ 5,590	\$ 570	£ 2,059
BUILDING AND ENGINEERING MATERIALS other than OF IRON, STEEL OR WOOD ..	—	—	—	—	—	3,318	3,508
CLOCKS AND WATCHES AND PARTS THEREOF— Clocks and time-pieces no.	2,143	119	14,880	790	399	827	265	3,339	374	301
Watches ..	191,524	307,345	273,445	257,029	218,757	40,159	71,505	72,520	74,447	87,918
Parts of clocks and watches .. value	—	—	—	—	—	182	611	144	547	789
Total Clocks and watches, etc. ..	—	—	—	—	—	41,168	72,481	76,009	75,368	89,008
DYEING AND TANNING SUBSTANCES— Mineral dyes— Aniline .. lb	448,852	152,274	41,713	49,035	152,753	19,681	22,043	12,562	14,540	60,852
Others .. value	—	—	—	—	—	107	..	315
Total dyeing and tanning substances ..	—	—	—	—	—	19,681	22,043	12,669	14,540	61,167
HARDWARE, excluding CUTLERY AND ENAMELWARE ..	—	—	—	—	—	252	475	1,048	2,043	1,587
INSTRUMENTS, APPARATUS, AND APPLIANCES, AND PARTS THEREOF— Electrical ..	—	—	—	—	—	245	1,118	2,181	1,862	7,746
Musical ..	—	—	—	—	—	206	3,283	5,672	8,366	10,103
Other kinds ..	—	—	—	—	—	..	16	72	81	335
Total Instruments ..	—	—	—	—	—	451	4,417	7,925	10,309	18,189
MACHINERY AND MILLWORK— Prime-movers .. value	—	—	—	—	—	..	888	3,563	10,136	14,327
Electrical machinery ..	—	—	—	—	—	11	1,026	394	..	997
Mining machinery ..	—	—	—	—	—	..	9,480
Rice and flour mill machinery ..	—	—	—	—	—	..	240	992	755	10,176
Textile machinery ..	—	—	—	—	—	4,283	1,074	928
Other sorts of machinery ..	—	—	—	—	—	46	673	616	10,888	8,952
Total Machinery and Millwork ..	—	—	—	—	—	57	11,813	9,848	22,853	34,780
METALS— Iron or steel .. tons	141	4	4	8,358
MOTOR CARS AND MOTOR CYCLES AND PARTS THEREOF— Motor wagons .. no.	..	3	2,797
OILS .. gals.	72	120	200	103	57	467	1,485	2,578	1,301	1,177
PAPER AND PASTEBOARD .. value	—	—	—	—	—	254	487	1,453	423	1,035
PRECIOUS STONES AND PEARLS UNSET ..	—	—	—	—	—	1,079
PROVISIONS AND OILMAN'S STORES— Cocoa and chocolate .. lb	32,833	56,557	77,090	13,190	34,239	2,091	4,184	4,600	1,363	2,028
Milk, condensed and preserved ..	397,851	432,261	714,798	166,154	22,180	8,294	8,979	20,259	5,051	682
Other sorts of provisions value	—	—	—	—	—	613	727	710	85	62
Total provisions, etc. ..	—	—	—	—	—	10,898	13,840	25,578	6,519	3,672

No. 13—*continued*
 SWITZERLAND—*continued*
 IMPORTS THEREFROM—*continued*

ARTICLES	QUANTITY					VALUE				
	1914-15	1915-16	1916-17	1917-18	1918-19	1914-15	1915-16	1916-17	1917-18	1918-19
STATIONERY value	—	—	—	—	—	£ 367	£ 449	£ 1,009	£ 116	£ 801
SUGAR—										
Confectionery cwt	11	170	30	195	6	88	1,054	440	1,687	50
Saccharin lb	5,818	15,042	2,310	300	..	1,250	11,838	4,508	1,096	..
Total Sugar cwt	63	919	55	198	6	1,338	12,892	5,038	2,783	50
TEXTILES—										
Cotton—										
Manufactures—										
Twist and yarn lb	824,153	631,007	91,700	144,800	4,000	51,381	40,992	10,210	17,315	634
Handkerchiefs and shawls in the piece no.	663,416	362,576	63,400	154,898	11,556	4,577	3,147	760	1,895	512
Hosiery value	—	—	—	—	—	..	57	431	327	360
Lace and patent net yards	52,169	77,888	153,312	77,176	..	2,005	3,154	9,285	5,030	..
Piece goods—										
White (bleached) "	1,003,013	1,647,954	985,365	167,926	25,750	27,447	41,090	84,056	7,307	1,611
Coloured, printed, or dyed "	2,139,097	2,833,510	2,105,592	1,097,280	404,838	58,190	91,123	80,159	36,252	30,197
Other sorts of manufac- tures value	—	—	—	—	—	147	58	25	81	..
Total Cotton manufactures (including twist and yarn) "	—	—	—	—	—	143,747	179,621	134,926	68,707	83,314
Haberdashery and mil- linery "	—	—	—	—	—	25,476	77,111	120,242	85,432	35,367
Silk—										
Manufactures—										
Silk yarn, nolls, and warps lb	15,268	12,613	9,055	3,040	3,226	3,364
Goods of silk mixed with other mate- rials yards	18,615	37,136	37,604	65,215	24,482	992	1,943	2,887	5,232	5,037
Piece goods "	14,797	42,472	56,795	10,947	14,259	2,725	6,352	9,966	2,975	3,432
Other sorts value	—	—	—	—	—	29	..	11
Total Silk manufac- tures (including silk yarn, etc.) "	—	—	—	—	—	6,757	11,521	16,246	8,207	8,480
Wool—										
Manufactures—										
Piece goods yards	20,581	103,673	90,370	50,689	3,342	770	4,079	6,002	3,226	307
Shawls no.	4,561	13,718	17,623	4,016	..	252	628	1,669	626	..
Other sorts value	—	—	—	—	—	451	928	819	234	1,056
Total Wool manufac- tures (including yarn, etc.) "	—	—	—	—	—	1,473	5,635	8,490	4,086	1,363
ARTICLES IMPORTED BY POST "	—	—	—	—	—	1,842	2,988	6,411	8,598	10,147
ALL OTHER ARTICLES OF MERCHANDISE "	—	—	—	—	—	2,092	4,331	1,813	3,871	2,407
GRAND TOTAL "	—	—	—	—	—	262,318	438,779	454,226	265,726	305,781

EXPORTS THERETO

INDIAN MERCHANDISE

ARTICLES	QUANTITY					VALUE				
	1914-15	1915-16	1916-17	1917-18	1918-19	1914-15	1915-16	1916-17	1917-18	1918-19
COFFEE cwt	750	1,398	948	£ 3,000	£ 5,314	£ 3,739
COIR, MANUFACTURED (EXCLUDING ROPE) "	525	4,321	6,886	900	1,050	390	3,035	4,898	720	700
PIPS FOR BRUSHES AND BROOMS "	..	504	571
FRUITS AND VEGETABLES . value	—	—	—	—	—	233	1,833	3,395
GRAIN, PULSES, AND FLOUR—										
Rice, not in the husk cwt	116,280	599,292	327,134	38,760	203,481	92,916
HIDES, RAW }										
= no. "	..	505	687	91	3,321	5,000	340	..
= 4,470 "	..	—4,470	—6,580	—2,000
SKINS, RAW }										
= cwt "	46	735	..
= no. "	—2,086
LAC—										
Shell cwt	630	5,584
OILS gals.	..	2,619	2,052	56	4,941	1,975	267	..
SEEDS cwt	..	2,002	1,532	934	1,085
TEXTILES—										
Cotton, raw "	21,058	61,690	13,987	9,743	..	28,365	99,526	41,834	35,884	..
Jute, raw tons	424	857	8,538	5,102	..
" manufactures— Gunny cloth yards	..	300,000	300,000	250,000	4,338	3,615	2,633	..
Wool, carpets and rugs lb	1,594	42	890	93	10	1,199
ALL OTHER ARTICLES OF MERCHANDISE value	—	—	—	—	—	2,949	1,321	544	350	2,576
GRAND TOTAL "	—	—	—	—	—	35,030	125,139	115,482	240,602	101,676

SWITZERLAND
BULGARIA

(260)

No. 13—continued

SWITZERLAND—concluded
EXPORTS THERETO—continued

FOREIGN MERCHANDISE

ARTICLES	QUANTITY					VALUE				
	1914-15	1915-16	1916-17	1917-18	1918-19	1914-15	1915-16	1916-17	1917-18	1918-19
MACHINERY AND MILL WORK . . . value	—	—	—	—	—	£	£	£ 1,485	£	£
ALL OTHER ARTICLES OF MERCHANDISE . . . "	—	—	—	—	—	210
GRAND TOTAL . . . "	—	—	—	—	—	210	..	1,485
GRAND TOTAL OF INDIAN AND FOREIGN MERCHANDISE . . . "	—	—	—	—	—	35,246	125,139	116,907	249,602	101,670

BULGARIA

IMPORTS THEREFROM

None

EXPORTS THERETO

INDIAN MERCHANDISE

ARTICLES	QUANTITY					VALUE				
	1914-15	1915-16	1916-17	1917-18	1918-19	1914-15	1915-16	1916-17	1917-18	1918-19
HIDES AND SKINS, RAW—						£	£	£	£	£
Hides, raw . . . { cwt	4,690	} 20,303
" " " " " { =no.	=50,197					
TEXTILES—										
Cotton—										
Twist and yarn . . lb	25,200	623
Jute—										
Manufactures—										
Gunny bags . . . no.	91,400	1,708
" " " " " cloth . . . yards	80,000	854
ALL OTHER ARTICLES OF MERCHANDISE . . . value	—	—	—	—	—	23
GRAND TOTAL . . . "	—	—	—	—	—	28,511

No. 13—*continued*
 BULGARIA—*continued*
 EXPORTS THERETO—*continued*

FOREIGN MERCHANDISE

None

ROUMANIA

IMPORTS THEREFROM

ARTICLES	QUANTITY					VALUE				
	1914-15	1915-16	1916-17	1917-18	1918-19	1914-15	1915-16	1916-17	1917-18	1918-19
TOTAL VALUE	—	—	—	—	—	£ 67	£ ..	£ ..	£ ..	£ ..

EXPORTS THERETO

INDIAN MERCHANDISE

ARTICLES	QUANTITY					VALUE				
	1914-15	1915-16	1916-17	1917-18	1918-19	1914-15	1915-16	1916-17	1917-18	1918-19
GRAIN, PULSE, AND FLOUR—						£	£	£	£	£
Rice, not in the husk . cwt	107,211	32,757
HIDES AND SKINS, RAW {	1,000	4,750
" =no.	=9,190					
TEXTILES—										
Cotton—										
Twist and yarn . lb	28,000	817

No. 13—continued
ROUMANIA—continued
EXPORTS THERETO—continued

INDIAN MERCHANDISE—continued

ARTICLES	QUANTITY					VALUE				
	1914-15	1915-16	1916-17	1917-18	1918-19	1914-15	1915-16	1916-17	1917-18	1918-19
TEXTILES—continued						£	£	£	£	£
Jute—Manufactures—Gunny bags . . . no.	2,838,800	750,000	77,887	21,125
.. cloth . . . yards	557,500	5,038
GRAND TOTAL . . . value	—	—	—	—	—	121,340	21,125

FOREIGN MERCHANDISE

None

GREECE
IMPORTS THEREFROM

ARTICLES	QUANTITY					VALUE				
	1914-15	1915-16	1916-17	1917-18	1918-19	1914-15	1915-16	1916-17	1917-18	1918-19
FRUITS AND VEGETABLES : DRYED, SALTED, OR PRESERVED . . . owt	8,564	2,085	4,210	1,000	2	5,581	4,205	13,698	8,072	17
GUMS AND RESINS . . . "	10	..	416	287	..	124	..	3,268	2,548	..
TOBACCO— Unmanufactured . . . lb	4,969	..	7,277	562	..	1,355
ALL OTHER ARTICLES OF MERCHANDISE . . . value	—	—	—	—	—	301	1,238	184	133	192
GRAND TOTAL . . . "	—	—	—	—	—	6,568	5,443	18,495	8,763	209

EXPORTS THERETO

INDIAN MERCHANDISE

ARTICLES	QUANTITY					VALUE				
	1914-15	1915-16	1916-17	1917-18	1918-19	1914-15	1915-16	1916-17	1917-18	1918-19
CANDLES OF ALL KINDS . . lbs	228,712	£ 4,208
COAL tons	3,657	2,423	..
COFFEE cwt	38,090	105,720
DYEING AND TANNING SUBSTANCES— Indigo "	54	2,178
GRAIN, PULSE, AND FLOUR— Barley "	157,932	125,447	58,186	58,858
Gram "	108,002	130,576	42,065	57,721
Maise "	144,000	52,517	..
Rice, not in the husk . . "	148,754	95,200	..	599,576	133,018	44,868	25,387	..	168,431	36,372
Wheat "	610,202	99,300	278,281	46,790
HIDES AND SKINS, RAW— Hides, raw { =no.	3,485 -0,974	614 -1,735	8,058 -19,500	2,723	1,298	25,486

No. 13—continued
GREECE—continued

EXPORTS THERETO—continued

INDIAN MERCHANDISE—continued

ARTICLES	QUANTITY					VALUE				
	1914-15	1915-16	1916-17	1917-18	1918-19	1914-15	1915-16	1916-17	1917-18	1918-19
TEXTILES—						£	£	£	£	£
Hemp (chiefly <i>sann</i>)—										
Raw . . . cwt	6,219	3,901	..	880	3,571	4,637	3,167	..	744	3,467
Jute—										
Raw . . . tons	1,129	355	..	245	107	20,543	5,784	..	3,773	2,200
Manufactures—										
Gunny bags . no.	209,200	80,000	4,142	2,227
" cloth . yards	126,000	1,638
ALL OTHER ARTICLES OF MERCHANDISE . . value	—	—	—	—	—	231	15	231
GRAND TOTAL . .	—	—	—	—	—	84,782	37,863	..	606,435	343,237

FOREIGN MERCHANDISE

ARTICLES	QUANTITY					VALUE				
	1914-15	1915-16	1916-17	1917-18	1918-19	1914-15	1915-16	1916-17	1917-18	1918-19
TOTAL VALUE . . .	—	—	—	—	—	£	£	£	£	£
						72	2	..	11	736
GRAND TOTAL OF INDIAN AND FOREIGN MERCHANDISE . . value	—	—	—	—	—	84,854	37,865	..	606,446	343,973

TURKEY, EUROPEAN (INCLUDING CRETE OR CANDIA)
IMPORTS THEREFROM

ARTICLES	QUANTITY					VALUE				
	1914-15	1915-16	1916-17	1917-18	1918-19	1914-15	1915-16	1916-17	1917-18	1918-19
TOTAL VALUE . . .	—	—	—	—	—	£	£	£	£	£
						58	58	1	..	8

TURKEY, EUROPEAN
OTHER COUNTRIES IN EUROPE

(264)

No. 13—continued

TURKEY, EUROPEAN (INCLUDING CRETE OR CANDIA)—continued

EXPORTS THERETO

INDIAN MERCHANDISE										
ARTICLES	QUANTITY					VALUE				
	1914-15	1915-16	1916-17	1917-18	1918-19	1914-15	1915-16	1916-17	1917-18	1918-19
APPAREL (INCLUDING DEAPERY, UNIFORMS, AND ACCOUTREMENTS, BUT EXCLUDING HOSIERY AND BOOTS AND SHOES) value	—	—	—	—	—	£ 831
HIDES AND SKINS, RAW—										
Hides, raw	736 =2,948	2,430
TEXTILES—										
Cotton—										
Raw cwt	348	833
Twist and yarn . . lb	184,800	5,620
Jute—										
Manufactures—										
Gunny bags . . . no.	433,300	12,509
„ cloth . . . yards	357,500	3,880
ALL OTHER ARTICLES OF MERCHANDISE . . . value	—	—	—	—	—	1,768	40
GRAND TOTAL	—	—	—	—	—	27,871	40

FOREIGN MERCHANDISE

ARTICLES	QUANTITY					VALUE				
	1914-15	1915-16	1916-17	1917-18	1918-19	1914-15	1915-16	1916-17	1917-18	1918-19
TOTAL VALUE	—	—	—	—	—	£ 274	1,259
GRAND TOTAL OF INDIAN AND FOREIGN MERCHANDISE . . . value	—	—	—	—	—	28,145	40	1,258

OTHER COUNTRIES IN EUROPE

ARTICLES	IMPORTS					EXPORTS, INCLUDING RE-EXPORTS				
	1914-15	1915-16	1916-17	1917-18	1918-19	1914-15	1915-16	1916-17	1917-18	1918-19
TOTAL VALUE	£ 2	£ 2	£ 1	£ 5	£ ..	£ 100	£ 169	£ 6,191	£ 17,980	£ 6,714

No. 13—continued
TURKEY, ASIATIC
LEVANT AND BLACK SEA
IMPORTS THEREFROM

ARTICLES	QUANTITY					VALUE				
	1914-15	1915-16	1916-17	1917-18	1918-19	1914-15	1915-16	1916-17	1917-18	1918-19
FRUITS AND VEGETABLES—						£	£	£	£	£
Fruits and Vegetables: dried, salted, or preserved—										
Almonds cwt	2,877	5,433
Other sorts "	775	648
Total Fruits and Vegetables, dried, etc. "	3,652	6,081
ARTICLES IMPORTED BY POST value	—	—	—	—	—	14	335
ALL OTHER ARTICLES OF MERCHANDISE "	—	—	—	—	—	497	520	375	9	..
GRAND TOTAL "	—	—	—	—	—	6,592	520	375	9	335

EXPORTS THERETO

INDIAN MERCHANDISE

ARTICLES	QUANTITY					VALUE				
	1914-15	1915-16	1916-17	1917-18	1918-19	1914-15	1915-16	1916-17	1917-18	1918-19
APPAREL (INCLUDING DRA- PERY, UNIFORMS, AND ACCOUTREMENTS, BUT EXCLUDING ROBBERY AND BOOTS AND SHOES) value	—	—	—	—	—	2,463
DYEING AND TANNING SUBSTANCES—										
Indigo cwt	179	2,733
Other sorts "	202	282
Total Dyeing and Tanning substances "	441	3,015
GRAIN, PULSE, AND FLOUR—										
Rice, not in the husk "	428,382	149,746
Wheat "	1,610	587
Other sorts "	76	88
Total Grain, Pulse, and Flour "	430,068	150,371
HIDES AND SKINS, RAW } =no. } 10,113	10,113	25,074
LEATHER— Hides and skins, tanned or dressed } =no. } 803	803	5,140
SEEDS— Oil-seeds— Groundnuts cwt	989	630
Other sorts "	121	97
Total Seeds "	1,110	727
SPICES lb	14,486	587
TEA, BLACK "	69,426	2,714
TEXTILES— Cotton— Raw cwt	527	1,372
Twist and yarn lb	3,322,400	50,000	110,583	4,067
Manufactures value	—	—	—	—	—	813
Jute— Manufactures— Gunny bags no.	1,071,231	54,863
" cloth yards	509,698	6,852
Rope and twine cwt	22	31
Total Jute manufac- tures (including Twist and Yarn) value	—	—	—	—	—	61,746

TURKEY, ASIATIC
 —LEVANT AND BLACK SEA
 —RED SEA

(266)

No. 13—*continued*
 TURKEY, ASIATIC—*continued*
 LEVANT AND BLACK SEA—*continued*
 EXPORTS THERETO—*continued*

INDIAN MERCHANDISE—*continued*

ARTICLES	QUANTITY					VALUE				
	1914-15	1915-16	1916-17	1917-18	1918-19	1914-15	1915-16	1916-17	1917-18	1918-19
ALL OTHER ARTICLES OF MERCHANDISE . . . value	—	—	—	—	—	£ 1,967
GRAND TOTAL . . .	—	—	—	—	—	367,452	4,087

FOREIGN MERCHANDISE

ARTICLES	QUANTITY					VALUE				
	1914-15	1915-16	1916-17	1917-18	1918-19	1914-15	1915-16	1916-17	1917-18	1918-19
TEXTILES—						£	£	£	£	£
COTTON—										
MANUFACTURES— Piece goods— White (bleached) . . . yards	170,710	6,804
TOBACCO— Unmanufactured . . . lb	104,100	6,158
ALL OTHER ARTICLES OF MERCHANDISE . . . value	—	—	—	—	—	532	3	217
GRAND TOTAL . . .	—	—	—	—	—	532	3	12,170
GRAND TOTAL OF INDIAN AND FOREIGN MERCHANDISE . . .	—	—	—	—	—	367,984	3	16,246

RED SEA
 IMPORTS THEREFROM

ARTICLES	QUANTITY					VALUE				
	1914-15	1915-16	1916-17	1917-18	1918-19	1914-15	1915-16	1916-17	1917-18	1918-19
BOOKS, PRINTED AND PRINTED MATTER (not being STATIONERY) including MAPS AND CHARTS cwt	80	43	3,050	133	..
DRUGS AND MEDICINES . . . value	—	—	—	—	—	135	..	46	1,054	423
FISH (excluding canned fish) cwt	528	510	814	33	206	950	353	691	45	509
FRUITS AND VEGETABLES— Fruits and Vegetables: dried, salted, or preserved (not being canned or bottled)										
Almonds	137	121	114	3	..	234	161	128	4	..
Other sorts	870	1,865	377	671
Total Fruits and Vegetables, dried, etc. . . .	1,007	1,986	114	3	..	611	832	128	4	..
GUMS AND RESINS	9,217	3,222	999	413	44	6,320	1,947	804	333	37
METALS AND ORES—										
BRASS, BRONZE, AND SIMILAR ALLOYS.	338	..	563	..	77	792	..	1,414	..	303
COPPER	82	..	1,041	..	13	239	..	6,205	..	63
SALT tons	32,187	32,037
ALL OTHER ARTICLES OF MERCHANDISE . . . value	—	—	—	—	—	1,377	1,323	6,161	4,134	1,137
GRAND TOTAL . . .	—	—	—	—	—	42,970	4,956	17,469	2,733	2,285

No. 13—continued
TURKEY, ASIATIC—continued
RED SEA—continued
EXPORTS THERETO

INDIAN MERCHANDISE

ARTICLES	QUANTITY					VALUE				
	1914-15	1915-16	1916-17	1917-18	1918-19	1914-15	1915-16	1916-17	1917-18	1918-19
APPAREL (INCLUDING DRAPERY, UNIFORMS, ACCOUTREMENTS, BUT EXCLUDING HOSIERY AND BOOTS AND SHOES) value	3,020	—	—	—	—	2,228	—	—	67	553
BOOTS AND SHOES parts	32,450	—	300	—	2,900	252	—	19	—	552
CANDLES OF ALL KINDS lb	—	—	—	—	1,660	609	—	—	—	60
CHEMICALS AND CHEMICAL PREPARATIONS (EXCLUDING CHEMICAL MANURES AND MEDICINES) value	—	—	—	—	—	108	—	610	48	43
Coffee cwt	—	53	14	1,410	1,470	—	156	57	5,862	7,410
DYING AND TANNING SUBSTANCES—										
Indigo cwt	2	—	70	54	102	47	—	1,183	1,606	1,087
Turmeric "	1,170	40	111	525	170	1,060	48	122	804	275
Other sorts "	—	55	12	—	1	—	57	7	—	1
Total Dyeing and tanning substances	1,172	95	193	579	273	1,107	85	1,312	2,470	1,063
FODDER, BRAN, AND POLLARDS (excluding oilcake) value	—	—	—	—	—	771	—	233	375	518
FRUITS AND VEGETABLES "	—	—	—	—	—	1,360	80	538	935	1,167
GRAIN, PULSE, AND FLOUR—										
Barley cwt	—	7	4,482	18,465	16,793	—	8	1,052	9,827	11,747
Gram "	3,128	1,660	2,306	1,511	3,522	1,365	805	1,280	1,062	3,084
Jawar and bajra "	265,387	84,760	68,972	14,035	155	90,051	18,760	29,800	6,627	100
Lentils (a) "	—	—	—	—	12,945	—	—	—	—	11,487
Pulse (b) "	9,842	3,767	13,800	6,055	1,207	4,707	2,094	7,545	4,703	831
Rice, not in the husk "	847,946	94,073	871,152	215,161	451,358	170,885	54,600	190,068	142,420	308,213
Wheat "	62,040	3,078	80,830	18,233	12,470	27,083	1,847	24,708	12,009	10,002
" flour "	150,777	80,112	67,093	53,550	60,005	83,654	51,220	41,205	39,899	69,570
Other sorts "	4,084	—	—	75	43	1,140	—	—	20	32
Total Grain, Pulse, and Flour	833,211	218,365	582,641	327,111	567,507	380,685	123,698	297,223	216,286	415,675
MINERALS AND ORES tons	83	—	7	—	—	2,607	—	245	—	129
OILS gals.	11,499	11	18,950	17,398	23,855	1,030	3	2,217	2,414	6,163
PROVISIONS AND OILMAN'S STORES value	—	—	—	—	—	830	3	43	201	515
SEEDS—										
Groundnuts cwt	578	142	736	1,176	661	414	91	677	1,076	823
Sesamum (Til or Jhijil) "	11,314	1,156	4,052	9,311	8,526	8,271	858	3,160	9,976	12,843
Other sorts "	407	100	585	327	428	420	162	653	365	868
TOTAL SEEDS	12,299	1,407	5,973	10,807	9,615	9,114	1,111	4,400	9,417	14,534
SPICES—										
Cardamoms lb	28,002	8,350	19,406	193,780	57,712	3,605	942	2,511	19,550	5,717
Ginger "	837,508	83,020	252,392	1,026,844	104,556	9,444	970	3,711	19,341	1,881
Pepper "	184,064	38,276	83,908	111,944	119,812	3,408	895	2,150	3,192	4,497
Other sorts "	19,544	8,064	13,944	14,800	7,168	200	80	191	331	183
TOTAL SPICES	1,020,018	137,710	360,350	1,347,444	289,248	16,866	2,899	8,563	42,814	12,280
SUGAR cwt	3,722	1,866	9,684	8,880	15,567	3,100	2,269	13,126	17,075	27,714
TEA, BLACK lb	162,823	212,080	266,268	670,403	481,129	5,740	9,665	13,922	28,504	23,433
TEXTILES—										
Cotton—										
Twist and yarn	70,100	4,600	28,800	5,200	25,680	2,235	364	1,270	550	2,605
Manufactures—										
Handkerchiefs and shawls in the piece no.	—	—	2,000	8,644	23,641	—	—	93	687	1,777
Hosiery value	—	—	—	—	—	—	—	—	20	635
Piece goods—										
Grey (unbleached) yards	62,221	11,300	3,781,580	2,308,058	233,000	723	107	40,204	46,475	8,164
White (bleached) "	7,941	—	8,030	4,000	34,930	681	—	133	10	1,182
Coloured, printed, or dyed "	230,213	104,475	247,361	1,081,239	1,745,501	3,597	1,421	4,406	51,115	58,497
Other sorts value	—	—	—	—	—	4,674	213	193	183	581
Total cotton manufactures (including Twist and yarn)	—	—	—	—	—	11,630	2,103	46,326	99,130	73,241
Silk—										
Manufactures—										
Goods of silk mixed with other materials yards	16,228	—	—	900	19,748	1,712	—	—	107	2,115
TOBACCO, MANUFACTURED lb	—	477	12,016	1,002	14,373	—	7	85	80	892
ALL OTHER ARTICLES OF MERCHANDISE value	—	—	—	—	—	3,440	114	1,020	1,313	1,920
GRAND TOTAL	—	—	—	—	—	444,072	142,267	390,204	426,048	580,778

(a) Separately recorded from April, 1918

(b) Includes figures of "Beans" and "Lentils" prior to April, 1918

31 A

No. 13—continued
TURKEY, ASIATIC—continued
RED SEA—concluded
EXPORTS THERETO—continued

ARTICLES	QUANTITY					VALUE				
	1914-15	1915-16	1916-17	1917-18	1918-19	1914-15	1915-16	1916-17	1917-18	1918-19
						\$	\$	\$	\$	\$
APPAREL (INCLUDING DRAPERY, UNIFORMS, ACCOUTREMENTS, BUT EXCLUDING HOSIERY AND BOOTS AND SHOES) value	—	—	—	—	—	150	243	937
CHEMICALS AND CHEMICAL PREPARATIONS (EXCLUDING CHEMICAL MANURES AND MEDICINES)—										
Ammonia and salt; thereof cwt	124	..	218	6	39	233	..	646	22	153
Other sorts of chemicals value	—	—	—	—	—	58	..	232	61	119
TOTAL CHEMICALS ..	—	—	—	—	—	291	..	868	83	271
COFFEE cwt	157	680
DYING AND TANNING SUBSTANCES value	—	—	—	—	—	686	..	8	27	78
EARTHENWARE AND PORCELAIN (EXCLUDING PIPES OF EARTHENWARE) "	—	—	—	—	—	197	..	187	227	1,062
FRUITS AND VEGETABLES "	—	—	—	—	—	99	1,143	2,046	856	161
GLASS AND GLASSWARE "	—	—	—	—	—	322	569	1,932
HARDWARE, EXCLUDING CUTLERY AND ELECTROPLATED WARE "	—	—	—	—	—	924	..	7	..	166
MATCHES gross of boxes	..	8,350	9,125	23,800	10,925	..	223	608	2,679	2,058
METALS AND ORES tons	114	..	2	..	4	3,226	..	23	..	561
PAPER AND PAPERBOARD value	—	—	—	—	—	127	..	193	335	1,283
SOAP cwt	..	235	..	104	413	..	325	..	89	1,388
SPICES lb	11,249	1,869	9,324	21,588	19,268	282	61	259	570	598
SUGAR—										
Sugar, 16 Dutch standard and above cwt	15,283	8,526	25,055	37,010	26,083	11,579	11,031	30,731	47,722	34,524
TEA lb	2,202	8,634	9,890	27,133	14,986	117	538	638	1,984	1,133
TEXTILES—										
Cotton—										
Twist and yarn "	1,500	1,600	930	75	218	187
Manufactures—										
Piece goods—										
Grey (unbleached) yards	..	1,800	420,532	1,710,131	1,275,400	..	25	7,277	42,702	52,524
White (bleached) "	81,206	2,400	566,232	400,730	622,247	1,317	30	9,111	9,943	22,929
Coloured, printed, or dyed "	487,202	20,133	780,513	494,517	271,664	7,508	261	17,959	9,949	9,401
Total piece goods "	568,408	24,333	1,767,364	2,605,381	2,219,411	8,820	316	34,347	62,594	84,854
Handkerchiefs and shawls in the piece no.	952	..	7,800	18,070	2,532	107	..	521	1,015	186
Hosiery "	—	—	—	—	—	68	..	27	47	586
Others value	—	—	—	—	—	100	..	18	127	380
Total Cotton manufactures (including Twist and yarn) "	—	—	—	—	—	9,176	316	34,908	63,996	86,143
Haberdashery and Millinery. "	—	—	—	—	—	872	93
Silks, raw lb	1,772	..	645	2,315	2,411	542	..	421	1,440	1,455
" manufactures value	—	—	—	—	—	657	1,730	3,085
ALL OTHER ARTICLES OF MERCHANDISE "	—	—	—	—	—	3,593	352	540	1,550	1,815
GRAND TOTAL "	—	—	—	—	—	83,418	14,570	71,087	124,099	138,673
GRAND TOTAL OF INDIAN AND FOREIGN MERCHANDISE "	—	—	—	—	—	477,490	156,846	462,191	550,147	728,451

No. 13—continued

—PERSIAN GULF

TURKEY, ASIATIC—continued

PERSIAN GULF

IMPORTS THEREFROM

ARTICLES	QUANTITY					VALUE				
	1914-15	1915-16	1916-17	1917-18	1918-19	1914-15	1915-16	1916-17	1917-18	1918-19
ANIMALS, LIVING—						£	£	£	£	£
Horses no.	67	820	2,015	1,178	538	1,420	19,098	36,507	21,055	10,007
Other kinds "	..	2	..	2	2	..	4	..	6	7
Total Animals, living "	67	822	2,015	1,180	536	1,420	19,097	36,507	21,061	10,014
Apparel (including drapery, uniforms, accoutrements, but excluding Hosiery and Boots and shoes) value	—	—	—	—	—	4	248	370	1,608	129
Arms, Ammunitions and Military Stores "	—	—	—	—	—	180	369	844	1,705	2,477
DRUGS AND MEDICINES "	—	—	—	—	—	2,854	92	26	1,834	8,510
DYEING AND TANNING SUBSTANCES "	—	—	—	—	—	859	1,759	897	33,263	3,160
FISH (excluding CANNED FISH)—										
Fish, dry, unsalted cwt	154	2,801	2,711	595	1,779	237	1,018	813	191	522
Fishmaws and sharkfins "	..	1	3	25	85	..	13	5	139	416
Other sorts "	231	78	18	10	30	106	47	10	11	21
Total Fish (excluding canned fish) "	385	2,880	2,732	630	1,894	343	1,078	823	341	959
FRUITS AND VEGETABLES—										
Fruits and vegetables: dried, salted, or preserved (not being canned or bottled)—										
Almonds "	3	..	38	3	17	16	1	202	18	100
Dates "	372,557	641,227	758,765	616,959	369,419	146,453	255,810	310,602	266,563	202,334
Others value	—	—	—	—	—	737	55	312	34	49
Total Fruits and Vegetables "	—	—	—	—	—	147,206	255,866	320,116	266,615	202,483
GLASS AND GLASSWARE "	—	—	—	—	—	34	68	225	702	1,474
GRAIN, PULSE, AND FLOUR—										
Jawar and bajra cwt	1,047	9,606	1,416	..	19,095	279	2,425	276	..	12,675
Pulse "	1,181	240	9	..	27	537	117	4	..	20
Wheat "	1,009	3	478	2
Other sorts "	1,208	23	56	213	1,278	535	13	18	72	391
Total Grain, Pulse, and Flour "	4,530	9,869	1,481	213	20,398	1,829	2,555	298	72	13,089
GUMS AND RESINS "	9	3	30	670	305	15	2	31	4,408	2,156
HIDES AND SKINS, RAW—										
Hides, raw { cwt =10,454 =no. =8,082 =47,074 =11,833 =300 } 3,001 2,686 18,797 2,619 33	1,078	1,008	4,346	1,033	16
Skins, raw { cwt =49,544 =no. =100,620 =240,947 =103,637 =48,554 } 3,078 5,145 14,581 11,483 1,861	761	1,932	4,424	2,725	399
Total Hides and Skins, raw { cwt =1,834 =no. =59,998 =118,602 =288,021 =205,520 =48,854 } 6,169 7,731 33,378 14,102 1,894	1,834	2,940	8,770	3,758	415
LEATHER—										
Skins tanned { cwt =2,140 =no. =330 .. =4,122 =35,872 } 157 41 .. 566 1,851	25	5	..	106	483
METALS—										
Copper cwt	6	3	177	256	134	18	11	564	1,018	632
Iron or steel tons	2	5	9	111	93	6	63	96	3,442	3,023
Tin cwt	119	1,137
OILS—										
Mineral gals.	875,523	44	730	8,986	15	43
PRECIOUS STONES AND PEARLS, UNSORT value	—	—	—	—	—	11,600	4,006	..
PROVISIONS AND OILMAN'S STORES—										
Ghi lb	8,107	8,425	1,048	1,186	4,864	293	288	40	55	267
Other sorts value	—	—	—	—	—	83	520	473	2,443	3,029
Total Provisions and Oilman's stores "	—	—	—	—	—	376	803	513	2,498	3,296

TURKEY, ASIATIC
—PERSIAN GULF

(270)

No. 13—continued
TURKEY, ASIATIC—continued
PERSIAN GULF—continued
IMPORTS THEREFROM—continued

ARTICLES	QUANTITY					VALUE				
	1914-15	1915-16	1916-17	1917-18	1918-19	1914-15	1915-16	1916-17	1917-18	1918-19
SEEDS cwt	1,478	102	316	205	326	£ 1,475	£ 52	£ 118	£ 300	£ 1,517
TEXTILES—										
Cotton, raw "	290	3,218	214	570	14,568	1,145
Wool, raw lb	44,912	56,224	176,232	40,264	654,318	1,638	1,421	6,534	1,009	25,300
.. Manufactures value	—	—	—	—	—	233	914	1,220	4,279	2,232
TOBACCO—										
Unmanufactured lb	14	21	3,918	2,149	104,775	1	1	51	57	7,094
ARTICLES IMPORTED BY POST value	—	—	—	—	—	816	574	2,148	3,521	4,021
ALL OTHER ARTICLES OF MERCHANDISE "	—	—	—	—	—	3,285	2,622	4,053	7,171	5,967
GRAND TOTAL "	—	—	—	—	—	169,496	265,382	451,145	582,211	296,075

EXPORTS THERETO

INDIAN MERCHANDISE

ARTICLES	QUANTITY					VALUE				
	1914-15	1915-16	1916-17	1917-18	1918-19	1914-15	1915-16	1916-17	1917-18	1918-19
APPAREL (including DRAPERY, UNIFORMS, ACCOUTREMENTS, BUT excluding HOSIERY AND BOOTS AND SHOES) value	—	—	—	—	—	£ 77	£ 481	£ 1,002	£ 3,224	£ 13,075
BOOKS, PRINTED, AND PRINTED MATTER (NOT BEING STATIONERY) INCLUDING MAPS AND CHARTS cwt	25	24	26	72	133	190	108	165	599	960
BOOTS AND SHOES pairs	202	3,840	16,428	13,948	77,432	7	486	1,704	2,368	17,483
BUILDINGS AND ENGINEERING MATERIALS value	—	—	—	—	—	16	64	420	348	3,031
CANDLES OF ALL KINDS lb	13,988	12,383	146,531	677,961	347,803	284	258	2,751	13,727	11,013
CANNES AND BATTANS cwt	1	1,017	1,895	275	336	1	72	547	80	54
CARRIAGES AND CARTS (EXCLUDING RAILWAY CARRIAGES) AND PARTS THEREOF value	—	—	—	—	—	308	194	788	1,885	3,155
CHEMICALS AND CHEMICAL PREPARATIONS (EXCLUDING CHEMICAL MANURES AND MEDICINES) "	—	—	—	—	—	17	381	696	3,522	1,215
COFFEE cwt	4,046	2,862	16,854	54,565	15,247	14,117	9,953	61,955	183,374	51,721
COIR, MANUFACTURED (EXCLUDING ROPE) "	517	2,077	2,595	993	3,296	413	1,575	2,166	976	4,154
CORDAGE AND ROPE OF VEGETABLE FIBRE (EXCLUDING JUTE AND COTTON) "	625	2,671	2,634	461	2,588	471	2,056	2,451	293	2,151
DRUGS AND MEDICINES (EXCLUDING CHEMICALS AND NARCOTICS) value	—	—	—	—	—	224	184	280	287	2,156
DYEING AND TANNING SUBSTANCES—										
Indigo cwt	317	28	211	477	489	4,543	424	7,320	15,894	13,306
Turmeric "	912	1,464	1,023	3,725	7,151	1,021	1,538	1,190	4,583	10,784
Other sorts "	657	697	70	1,122	3,222	582	567	37	625	3,006
Total Dyeing and Tanning substances "	1,886	2,189	1,304	5,324	10,862	6,146	2,529	8,547	21,094	27,096
FRUITS AND VEGETABLES—										
Fresh Fruits and Vegetables value	—	—	—	—	—	1,311	4,123	4,946	4,627	6,345
Fruits and vegetables: dried, salted, or preserved, all sorts cwt	9,100	6,005	22,009	11,607	86,222	3,355	2,640	10,430	5,847	19,491
Total Fruits and Vegetables value	—	—	—	—	—	4,666	6,763	15,376	10,474	25,836
FURNITURE AND CABINETWARE "	—	—	—	—	—	635	1,205	2,792	2,711	5,718
GLASS AND GLASSWARE "	—	—	—	—	—	902	276	1,772	2,375	1,419

No. 13—continued
 TURKEY, ASIATIC—continued
 PERSIAN GULF—continued
 EXPORTS THERETO—continued

INDIAN MERCHANDISE—continued

ARTICLES	QUANTITY					VALUE				
	1914-15	1915-16	1916-17	1917-18	1918-19	1914-15	1915-16	1916-17	1917-18	1918-19
						£	£	£	£	£
GRAIN, PULSE, AND FLOUR—										
Barley cwt	3,236	10,855	848	1,301	8,968	284
Gram "	10	348	684	2,267	6,910	6	138	255	1,038	3,642
Lentils (a) "	1,570	1,097
Pulse (b) "	102	510	2,946	7,758	3,078	60	273	1,675	4,022	2,065
Rice, not in the husk "	76,187	43,317	225,368	347,635	450,662	35,135	20,352	112,834	183,510	310,110
Wheat "	175	11,380	116,924	349,031	58,254	30	4,534	52,082	175,338	34,518
" flour "	5,155	62,634	66,040	64,430	94,244	2,659	36,280	37,049	41,767	76,562
Other sorts "	305	55	138	3,398	438	118	25	63	2,217	337
Total Grain, Pulse, and Flour "	81,934	118,230	415,361	785,454	610,998	38,058	61,002	205,294	412,500	437,562
HARDWARE AND OUT- LETTERY, INCLUDING PLATED WARE value	168	512	1,198	798	1,037
LEATHER—										
Hides and skins, tan- ned or dressed }	cwt	17	121	120	3,021
" }	=no.	=454	=3,600
Unwrought cwt	..	1	14	33	146	..	7	118	182	4,286
Other sorts value	5	23	327	278	2,055
Total Leather "	5	30	445	580	9,370
METALS AND ORES tons	16	58	82	15	41	320	2,215	3,067	1,657	4,252
OILS gals.	7,767	3,466	17,400	52,435	48,064	868	308	2,200	7,940	4,971
OIL-CLOTH AND FLOOR- CLOTH sq. yds.	1,200	..	1,160	..	3,615	140	..	158	..	819
PROVISIONS AND OIL- MAN'S STORES—										
Butter lb	8,208	137,410	132,301	22,984	62,324	482	6,446	6,384	1,278	5,014
Oil "	2,741	4,140	398,704	498,070	483,723	102	108	17,932	19,976	20,414
Pickles, chutneys, and condiments cwt	608	514	637	675	718	867	862	1,298	936	1,123
Other sorts of provi- sions value	124	819	2,057	1,167	2,584
Total Provisions and oilman's stores "	1,575	8,235	27,721	23,352	29,135
Railway plant and Rol- ling stock "	1,700
SEEDS—										
Copra or coconut ker- nel cwt	134	3	..	77	3,712	183	5	..	116	6,523
Groundnuts "	180	678	4,396	2,303	3,126	111	405	2,681	1,418	2,429
Sesamum (Til or jinjili) "	828	3,609	395	247	2,047	369
Other sorts "	69	300	514	537	769	52	428	624	856	973
TOTAL SEEDS "	383	1,071	5,178	6,523	8,002	346	839	3,552	5,032	10,204
SOAP "	7	532	2,412	1,821	3,846	5	468	2,075	2,564	5,784
SPICES—										
Betelnuts lb	..	504	8,064	16,086	76,038	..	9	105	201	1,282
Cardamoms "	4,942	3,912	4,324	18,278	47,302	613	407	423	1,548	4,010
Chillies "	1,540	20,344	73,154	33,796	20,384	14	175	697	327	297
Ginger "	82,931	100,996	6,356	12,642	82,538	1,153	1,257	96	190	1,404
Pepper "	299,081	100,028	165,927	198,996	1,067,764	6,950	2,388	4,526	5,610	31,703
Other sorts "	..	320	2,464	810	45,278	..	9	47	20	1,191
Total Spices "	388,494	226,104	266,269	275,608	1,339,394	8,730	4,245	5,894	7,962	40,487
STATIONERY (EXCLUDING PAPER) value	5	126	311	1,015	2,833
SUGAR cwt	865	523	6,970	9,535	41,312	904	600	10,542	15,807	76,861
TALLOW AND STEARINE (INCLUDING GREASE AND ANIMAL FAT) "	137	32	494	178	35	832
TEA, BLACK lb	997,577	2,114,476	1,216,709	1,400,047	7,504,314	40,599	104,844	63,209	75,019	419,293

(a) Separately recorded from April, 1918

(b) Includes figures of "Beans" and "Lentils" prior to April, 1918

TURKEY, ASIATIC—continued

PERSIAN GULF—continued

EXPORTS THERETO—continued

INDIAN MERCHANDISE—concluded

ARTICLES	QUANTITY					VALUE				
	1914-15	1915-16	1916-17	1917-18	1918-19	1914-15	1915-16	1916-17	1917-18	1918-19
TEXTILES—										
Cotton—										
Raw cwt	1	246	206	789	5	£ 1	£ 345	£ 478	£ 2,089	£ 18
Twist and yarn . . . lb	1,114,000	77,220	153,312	543,540	640,311	36,328	2,860	5,798	28,911	47,798
Manufactures— Handkerchiefs and shawls in the piece no. Hosiery value	..	7,236	10,480	29,429	17,742	..	169 74	118 83	2,645 1,314	929 6,431
Piece goods— Grey (unbleached) . . . yards	3,609,525	6,309,991	12,728,074	8,105,347	10,535,167	32,984	57,584	122,770	105,258	209,311
White (bleached) . . . "	..	56,720	94,857	375,898	382,535	..	663	1,440	7,280	8,104
Coloured, printed, or dye'd "	634,215	7,180,915	13,842,110	17,682,449	17,276,719	£ 466	72,070	166,073	280,658	429,342
Thread, sewing . . . lb	7,368	27,085	17,412	21,413	21,228	591	1,389	1,248	1,355	2,496
Other sorts of manu- factures value	—	—	—	—	—	317	285	985	1,294	2,309
Total Cotton manufactu- res (including twist and yarn) . . "	—	—	—	—	—	78,679	135,162	298,615	422,024	700,723
Flax Manufactures . . . "	—	—	—	—	—	1,140	..
Haberdashery and Millinery . . "	—	—	—	—	—	..	5	151	279	696
Jute—										
Manufactures— Gunny bags no.	318,200	220,910	124,000	32,575	202,300	7,565	5,182	2,831	993	8,101
.. cloth yards	158,000	675,000	254,000	165,000	..	1,854	9,066	3,372	1,263	..
Rope and twine . . . cwt	141	544	470	335	1,225	190	718	624	699	4,089
Other kinds value	—	—	—	—	—	..	551	80
Total Jute manufac- tures (including twist and yarn) . . . "	—	—	—	—	—	9,609	15,517	6,907	2,955	12,190
Silk Manufactures . . . "	—	—	—	—	—	..	113	1,133	1,842	59,277
Woolen manufactures . . . "	—	—	—	—	—	53	682
TOBACCO—										
Unmanufactured . . . lb	56,311	975,110	442,591	1,555,001	1,635,767	448	12,846	5,872	18,632	24,067
Manufactured— Cigars "	1,998	4,445	17,528	29,239	21,980	86	441	1,631	3,659	2,461
Cigarettes "	20,607	39,254	269,929	263,993	188,390	1,598	2,349	23,170	25,018	12,351
Other sorts "	2,424	24,268	52,174	12,452	53,929	116	594	1,683	612	2,727
Total Tobacco . . . "	80,940	1,043,077	782,222	1,861,285	1,851,066	2,247	16,030	32,656	47,921	41,606
WOOD AND TIMBER . . . value	—	—	—	—	—	1,417	7,987	6,027	6,007	19,838
ARTICLES EXPORTED BY										
POST "	—	—	—	—	—	6,335
ALL OTHER ARTICLES										
OF MERCHANDISE . . . "	—	—	—	—	—	4,366	6,688	11,466	16,159	39,115
GRAND TOTAL . . . "	—	—	—	—	—	222,913	392,576	788,189	1,308,923	2,082,484

FOREIGN MERCHANDISE

ARTICLES	QUANTITY					VALUE				
	1914-15	1915-16	1916-17	1917-18	1918-19	1914-15	1915-16	1916-17	1917-18	1918-19
APPAREL (INCLUDING										
DRAPERY, UNIFORMS,										
ACCOUTREMENTS, BUT										
EXCLUDING HOSIERY										
AND BOOTS AND SHOES),										
value	—	—	—	—	—	4,502	17,171	16,523	18,996	166,461
ARMS, AMMUNITION, AND										
MILITARY STORES . . . "	—	—	—	—	—	59	141	450	346	597
BOOKS, PRINTED, AND PRINT-										
ED MATTER (NOT BEING										
STATIONERY) INCLUDING										
MAPS AND CHARTS . . . cwt	..	88	134	69	140	7	351	1,052	618	1,694
BOOTS AND SHOES										
BUILDING AND ENGINEER-										
ING MATERIALS . . . pairs	120	1,466	3,371	5,407	17,323	27	322	1,397	1,577	7,980
CANDLES OF ALL KINDS										
value	—	—	—	—	—	61	1,349	674	209	548
CARRIAGES AND CARTS										
(EXCLUDING RAILWAY										
CARRIAGES), AND PARTS										
THEREOF lb	2,400	2,178	48,807	1,109	3,830	61	47	929	35	103
CHEMICALS AND CHEMICAL										
PREPARATIONS (EXCLUD-										
ING CHEMICAL MANURES										
AND MEDICINES):—										
Aluminous sulphates (in-										
cluding alum) . . . cwt	223	497	1,178	585	1'5	77	212	788	417	93
Ammonia and salts										
thereof "	344	222	463	141	547	735	502	1,323	583	2,287
Sulphuric acid . . . "	50	94	289	219	122	67	122	741	443	302
Other sorts of chemicals										
value	—	—	—	—	—	361	1,258	5,546	5,793	10,471
Total Chemicals . . . "	—	—	—	—	—	1,240	2,094	8,398	7,039	13,109

No. 13—continued
 TURKEY, ASIATIC—continued
 PERSIAN GULF—continued
 EXPORTS THERETO—continued

FOREIGN MERCHANDISE—continued

ARTICLES	QUANTITY					VALUE				
	1914-15	1915-16	1916-17	1917-18	1918-19	1914-15	1915-16	1916-17	1917-18	1918-19
CLOCKS AND WATCHES AND PARTS THEREOF	value	—	—	—	—	07	190	985	897	7,740
COFFEE	cwt	62	210	532	166	701	1,063	..
CORDAGE AND ROPE OF VEGETABLE FIBRE (EXCLUDING JUTE AND COTTON)	"	14	323	344	22	103	21	538	1,082	86
CUTLERY	value	—	—	—	—	675	354	2,068	1,578	11,981
DRUGS AND MEDICINES (excluding CHEMICALS AND NARCOTICS)	"	—	—	—	—	1,694	1,580	4,346	4,252	24,111
DYING AND TANNING SUBSTANCES	"	—	—	—	—	86	53	107	285	1,124
EARTHENWARE AND PORCELAIN	"	—	—	—	—	582	984	3,494	2,012	8,637
FRUITS AND VEGETABLES	"	—	—	—	—	115	998	498	3,042	3,047
FURNITURE AND CABINETWARE	"	—	—	—	—	131	812	2,989	1,583	4,198
GLASS AND GLASSWARE	"	—	—	—	—	1,290	4,868	8,986	11,850	31,480
GRAIN, PULSES, AND FLOUR	cwt	417	876	..	3,252	1,784	217	508	2,039	1,328
GUMS AND RESINS	"	288	348	334	598	1,545	408	702	979	2,249
HARDWARE, EXCLUDING CUTLERY AND ELECTROPLATED WARE	value	—	—	—	—	4,426	8,190	15,855	6,904	43,702
INSTRUMENTS, APPARATUS, AND APPLIANCES, AND PARTS THEREOF	"	—	—	—	—	387	866	933	3,183	11,123
LEATHER	"	—	—	—	—	106	140	422	440	6,994
LIQUORS	gals.	8,187	18,793	95,922	19,158	10,565	1,043	3,788	19,092	4,175
MACHINERY AND MILLWORK	value	—	—	—	—	1,300	3,651	3,002	3,191	4,969
MATONES	Gross of boxes	2,575	129,217	92,630	39,241	72,016	178	6,431	5,481	4,396
MATS AND MATTING	sq. yds.	2,923	1,265	3,602	4,470	8,576	8-	39	146	113
METALS AND ORES—Copper	cwt	1,491	15	2	2	634	6,301	107	27	25
Iron or Steel	tons	182	424	459	84	244	2,344	9,330	14,091	8,530
Tin	cwt	373	164	168	241	770	4,020	1,498	1,499	2,763
Others	tons	26	2	13	4	3	970	420	1,006	170
Total Metals and Ores	"	801	435	480	100	318	13,635	11,359	16,623	6,488
OILS	gals.	3,475	4,768	7,338	2,072	772	521	580	1,237	890
OIL-CLOTH AND FLOOR CLOTH	Sq. yds.	222	1,017	3,245	1,808	6,323	16	70	262	173
PAINTS AND COLOURS	cwt	195	305	744	244	1,063	246	506	2,101	1,052
PAPER AND PAPERBOARD—Paper	value	—	—	—	—	—	156	1,935	4,094	4,304
PASTEBOARD, MILLBOARD, AND CARDBOARD OF ALL KINDS	"	—	—	—	—	—	61	15	271	481
PERFUMERY	"	—	—	—	—	—	4
PROVISIONS AND OILMAN'S STORES	cwt	709	8,776	32,635	4,070	3,174	4,119	27,281	125,759	18,970
RAILWAY PLANT AND ROLLING-STOCK	value	—	—	—	—	—	456
RUBBER	"	—	—	—	—	—	10	6	25	189
SHIPS, PART OF	"	—	—	—	—	—	6
SOAP	cwt	870	2,594	6,409	5,792	6,317	888	3,526	11,336	14,421
SPICES—Cloves	lb	18,896	10,418	20,984	24,889	47,621	582	245	534	793
Other sorts	"	2,128	2,064	13,163	5,390	38,964	55	56	328	128
Total Spices	"	20,524	12,482	34,147	30,279	86,585	617	301	862	921
STATIONERY (EXCLUDING PAPER)	value	—	—	—	—	—	289	1,164	6,261	10,098
SUGAR—Sugar, 16 Dutch standard and above	cwt	3,190	16,784	58,641	75,327	172,589	2,527	20,569	68,419	107,755
Confectionery	"	35	150	372	70	158	69	771	3,975	715
TEA	lb	26,764	84,684	25,366	27,422	793,992	1,110	4,568	1,324	1,432
TEXTILES—Cotton—Twist and yarn	"	12,390	3,888	..	900	5,125	640	120	..	75

TURKEY, ASIATIC
—PERSIAN GULF

(274)

No. 13—continued
TURKEY, ASIATIC—concluded
PERSIAN GULF—concluded
EXPORTS THERETO—concluded

FOREIGN MERCHANDISE—concluded

ARTICLES	QUANTITY					VALUE				
	1914-15	1915-16	1916-17	1917-18	1918-19	1914-15	1915-16	1916-17	1917-18	1918-19
TEXTILES—continued						£	£	£	£	£
Cotton—continued										
Manufactures—										
Piece goods—										
Grey (unbleached) yards	23,485	117,848	360,472	112,203	644,168	107	1,325	4,733	2,341	21,516
White (bleached) "	100,693	164,038	1,660,402	1,386,486	9,866,496	900	1,902	19,654	29,516	381,888
Coloured, printed, or dyed "	333,802	967,231	2,178,067	3,033,600	18,916,503	4,876	15,045	46,684	113,786	495,440
Fenets of all descriptions "	—	—	24,701	9,350	18,021	—	—	503	255	509
Canvas "	—	50	1,899	—	4,524	—	2	164	—	724
Lace and patent net "	300	4,349	80	464	148,328	7	65	1	8	2,681
Handkerchiefs and shawls in the piece no.	17,100	97,729	170,680	425,280	699,585	321	2,117	4,344	17,544	48,165
Hosiery value lb	—	—	—	—	—	404	5,107	10,381	13,387	43,095
Thread, sewing "	9,250	25,191	33,023	51,438	71,010	834	2,206	3,994	4,993	10,237
Other sorts of manufactures value	—	—	—	—	—	47	248	95	964	4,165
Total cotton manufactures (including twist and yarn) "	—	—	—	—	—	8,196	28,127	90,513	182,869	954,463
Haberdashery and Millinery "	—	—	—	—	—	838	1,404	7,192	8,895	20,077
Silk—										
Raw "	—	161	200	6,272	11,288	—	58	85	2,645	5,607
Manufactures—										
Goods of silk mixed with other materials yards	—	5,384	22,481	22,397	204,044	—	412	1,595	1,649	23,334
Piece goods "	6,394	28,995	31,904	186,905	1,267,850	438	1,305	1,937	16,118	138,665
Thread for sewing lb	—	—	—	988	3,202	—	—	—	481	3,053
Others value	—	—	—	—	—	—	—	1	299	698
Total Silk manufactures "	—	—	—	—	—	438	1,717	3,533	18,547	165,760
Wool—										
Manufactures—										
Piece goods yards	10,571	30,135	42,537	55,903	197,247	2,114	2,701	5,861	15,219	48,816
Others value	—	—	—	—	—	100	207	376	222	1,237
Total "	—	—	—	—	—	2,214	2,908	6,237	15,441	50,053
Other textiles manufactured "	—	—	—	—	—	—	—	—	—	7,161
TOBACCO—										
Manufactured lb	14,314	126,563	198,861	178,942	98,564	2,564	12,319	48,810	37,685	28,118
TOYS AND REQUISITES FOR GAMES AND SPORTS value	—	—	—	—	—	78	199	940	1,331	12,439
UMBRELLAS, including PARASOLS AND SUN-SHADES no.	120	1,330	9,278	1,790	8,339	7	108	1,145	196	1,649
WOOD AND TIMBER value	—	—	—	—	—	8	7,741	2,537	1,004	1,671
ARTICLES RE-EXPORTED BY POST "	—	—	—	—	—	9,510	—	24	—	706
ALL OTHER ARTICLES OF MERCHANDISE "	—	—	—	—	—	390	4,274	15,379	14,151	29,200
GRAND TOTAL "	—	—	—	—	—	68,089	189,459	623,397	537,886	2,094,314
GRAND TOTAL OF INDIAN AND FOREIGN MERCHANDISE "	—	—	—	—	—	290,952	581,035	1,311,588	1,846,809	4,176,898

TURKEY, ASIATIC (TOTAL)
IMPORTS THEREFROM

ARTICLES	QUANTITY					VALUE				
	1914-15	1915-16	1916-17	1917-18	1918-19	1914-15	1915-16	1916-17	1917-18	1918-19
ANIMALS, LIVING—						£	£	£	£	£
Horses no.	68	820	2,015	1,178	533	1,450	19,093	36,507	21,055	10,007
Other kinds "	237	2	—	4	2	137	4	—	13	7
Total Animals, living "	305	822	2,015	1,182	535	1,587	19,097	36,507	21,068	10,014
APPAREL, value	—	—	—	—	—	10	243	422	1,803	159
ARMS, AMMUNITION AND MILITARY STORES "	—	—	—	—	—	195	374	851	1,705	2,477
BOOKS, PRINTED AND PRINTED MATTER (not being STATIONERY), including MAPS AND CHARTS cwt	—	8	87	51	8	25	44	3,074	275	78
DRUGS AND MEDICINES (excluding CHEMICAL AND NARCOTICS) value	—	—	—	—	—	2,989	92	72	2,838	3,933
DYEING AND TANNING SUBSTANCES "	—	—	—	—	—	859	1,779	1,128	38,263	3,160
FISH (excluding CANNED FISH)—										
Fish, dry, unsalted cwt	237	2,802	2,921	595	1,779	280	1,018	861	101	522
Fishmaws and sharkfins "	92	1	407	45	273	245	13	648	167	696
Other sorts "	594	971	18	28	48	798	617	10	28	50
Total Fish (excluding canned fish) "	918	3,774	3,546	668	2,100	1,301	1,648	1,519	386	1,268

No. 13—continued

TURKEY, ASIATIC (TOTAL)—continued

IMPORTS THEREFROM—continued

ARTICLES	QUANTITY					VALUE				
	1914-15	1915-16	1916-17	1917-18	1918-19	1914-15	1915-16	1916-17	1917-18	1918-19
FRUITS AND VEGETABLES—										
Fruits and vegetables: dried, salted, or preserved not being canned or bottled—										
Almonds cwt	3,017	121	162	6	17	5,688	162	880	22	100
Currants and raisins "	982	39	..	2	..	782	34	..	2	..
Dates "	373,427	643,002	758,705	616,959	389,419	140,829	256,481	319,602	266,563	202,384
Others value	—	—	—	—	—	604	21	312	31	49
Total Fruits and Vegetables "	—	—	—	—	—	158,898	256,698	320,244	266,619	202,433
GLASS AND GLASSWARE "										
	—	—	—	—	—	34	68	225	762	1,474
GRAIN, PULSE, AND FLOUR—										
Barley cwt	..	3	1,000	..	1	287
Jawar and bajra "	1,047	9,606	1,416	..	19,095	279	2,425	276	..	12,075
Pulse "	1,213	240	9	..	27	554	117	4	..	20
Wheat "	1,099	3	478	3
Other sorts "	1,366	20	55	213	273	611	12	18	72	124
Total Grain, Pulse, and Flour, "	4,725	9,869	1,481	213	20,398	1,922	2,555	298	72	13,089
GUMS AND RESINS "										
	9,246	3,255	1,029	1,033	349	6,592	2,248	835	4,741	2,186
HARDWARE (Including cutlery and Electroplated ware) value										
	—	—	—	—	—	487	524	1,038	723	544
HIDES AND SKINS, RAW—										
Hides, raw cwt	1,081	1,103	4,353	1,042	16	8,124	2,687	16,821	2,685	33
—no.	—10,554	—9,742	—47,174	—11,953	—300					
Skins, raw cwt	761	1,993	4,478	2,725	899	3,078	5,256	14,739	11,483	1,861
—no.	—49,544	—111,840	—241,987	—193,687	—48,554					
Total Hides and Skins, raw cwt	1,842	3,096	8,831	3,767	415	6,202	7,943	33,560	14,119	1,894
—no.	—60,098	—121,532	—289,161	—205,640	—48,854					
LEATHER—										
Skins, tanned or dressed cwt	25	5	..	108	433	157	41	..	666	1,851
—no.	—2,140	—330	..	—4,122	—35,872					
METALS AND ORES—										
Brass, Bronze, and similar alloys cwt	333	126	716	31	101	792	328	1,806	93	697
Copper "	88	8	1,318	256	147	257	11	5,769	1,018	695
Iron or Steel tons	2	5	50	111	94	6	83	257	3,442	3,081
Tin cwt	119	1,137
Others tons	2	3	5	4	..	108	180	258	170	96
Total Metals (excluding Ores) "	25	14	188	129	108	1,163	552	9,222	4,723	4,210
Oils gals.	3,515	2,084	875,619	133	780	284	52	8,695	20	51
PRECIOUS STONES AND PEARLS, UNSET value										
	—	—	—	—	—	140	593	12,053	4,006	180
PROVISIONS AND OILMAN'S STORES—										
Ghi lb	8,142	8,425	1,048	1,186	4,884	294	283	40	55	287
Canned and bottled provisions cwt	28	..	45	600	357	83	1	173	1,923	2,771
Other sorts value	—	—	—	—	—	193	520	323	524	412
Total Provisions and Oilman's stores "	—	—	—	—	—	570	804	541	2,507	3,450

TURKEY, ASIATIC (TOTAL)—continued.

IMPORTS THEREFROM—concluded.

ARTICLES	QUANTITY					VALUE				
	1914-15	1915-16	1916-17	1917-18	1918-19	1914-15	1915-16	1916-17	1917-18	1918-19
SALT tons	32,187	32,037	£ 2	£ 1	£ 1	£ .
SEEDS cwt	1,537	102	316	205	326	1,568	52	118	300	1,517
TEXTILES—										
Cotton, raw "	455	3,218	214	900	14,563	1,145
Wool, raw lb	44,912	56,224	246,540	67,032	654,318	1,638	1,421	7,505	1,666	25,308
" manufactures. value	—	—	—	—	—	257	916	1,910	4,425	2,237
TOBACCO UNMANUFACTURED . lb	14	21	3,918	2,149	104,775	1	1	51	57	7,094
ARTICLES IMPORTED BY POST value	—	—	—	—	—	830	574	2,143	3,521	4,956
ALL OTHER ARTICLES OF MERCHANDISE "	—	—	—	—	—	3,412	2,534	7,012	6,175	5,907
GRAND TOTAL "	—	—	—	—	—	219,058	300,857	449,019	390,953	500,675

EXPORTS THERETO

INDIAN MERCHANDISE

ARTICLES	QUANTITY					VALUE				
	1914-15	1915-16	1916-17	1917-18	1918-19	1914-15	1915-16	1916-17	1917-18	1918-19
APPAREL (INCLUDING DRAPERY, UNIFORMS, ACCOUTREMENTS, BUT EXCLUDING HOSIERY AND BOOTS AND SHOES) value	—	—	—	—	—	4,768	481	1,092	3,291	14,528
BOOKS PRINTED, AND PRINTED MATTER (INCLUDING MAPS AND CHARTS) cwt	108	24	28	62	143	571	108	185	599	1,059
BOOTS AND SHOES pairs	3,222	3,840	16,728	13,948	80,348	259	480	1,717	2,368	18,035
BUILDING AND ENGINEERING MATERIALS, OTHER THAN OF IRON, STEEL, OR WOOD value	—	—	—	—	—	10	54	420	343	3,051
CANDLES OF ALL KINDS lb	46,438	12,383	146,531	677,961	349,432	893	253	2,751	13,727	11,079
CANES AND RATTANS cwt	1	1,017	1,395	275	366	1	72	547	80	100
CARRIAGES AND CARTS (EXCLUDING RAILWAY CARRIAGES), AND PARTS THEREOF value	—	—	—	—	—	343	194	788	1,885	3,155
CHEMICALS AND CHEMICAL PREPARATIONS (EXCLUDING CHEMICAL MANURES AND MEDICINES) value	—	—	—	—	—	188	381	1,315	3,570	1,258
COFFEE cwt	4,046	2,915	16,868	55,984	16,717	14,117	10,108	62,008	189,286	59,181
CORD, MANUFACTURED (EXCLUDING ROPE) "	673	2,077	2,612	993	3,333	520	1,575	2,188	976	4,197
CORDAGE AND ROPE OF VEGETABLE FIBER (EXCLUDING JUTE AND COTTON) "	784	2,679	2,857	461	2,756	600	2,063	2,569	293	2,403
DRUGS AND MEDICINES (EXCLUDING OBERMOALS AND NARCOTICS) value	—	—	—	—	—	483	187	691	377	2,465
DYING AND TANNING SUBSTANCES—										
Indigo cwt	493	28	281	531	591	7,323	424	8,503	17,550	14,993
Turmeric "	2,093	1,504	1,134	4,250	7,321	2,094	1,586	1,312	5,889	11,059
Other sorts "	905	752	32	1,122	3,223	851	604	44	625	3,007
Total Dying and Tanning substances "	3,499	2,284	1,497	5,903	11,135	10,268	2,614	9,859	23,564	29,059
FODDER, HAY, AND POLLARDS, (excluding OIL-PAKE) value	—	—	—	—	—	772	352	480	553	599
FRUITS AND VEGETABLES—										
Fresh fruits and vegetables "	—	—	—	—	—	1,843	4,130	4,946	4,690	6,345
Fruits and vegetables : dried, salted, or preserved, all sorts cwt	11,966	6,095	23,742	12,799	37,247	4,609	2,711	10,968	6,719	20,858
FURNITURE AND CABINET-WARE value	—	—	—	—	—	631	1,295	2,792	2,716	5,718
GLASS AND GLASSWARE "	—	—	—	—	—	902	276	1,772	2,375	1,482

* Value Rs. 4=5s. 4d.

No. 13—continued
 TURKEY, ASIATIC (TOTAL)—continued
 EXPORTS THERETO—continued

INDIAN MERCHANDISE—continued

ARTICLES	QUANTITY					VALUE				
	1914-15	1915-16	1916-17	1917-18	1918-19	1914-15	1915-16	1916-17	1917-18	1918-19
GRAIN, PULSE, AND FLOUR—										
Barley cwt		7	7,768	20,320	17,636		3	3,253	13,805	12,031
Gram "	3,144	2,012	2,090	3,778	10,441	1,874	943	1,516	2,100	6,726
Jawar and hira "	255,684	34,774	83,972	14,035	168	91,066	13,074	29,800	6,627	102
Lentils (a) "					14,515					12,584
Pulse (b) "	10,012	4,277	16,746	13,813	4,235	4,802	2,367	9,220	9,025	2,894
Rice, not in the husk "	852,615	137,390	598,515	562,846	902,010	355,766	75,012	303,552	325,939	627,332
Wheat "	63,834	15,358	156,760	367,264	65,733	28,050	6,331	76,785	167,457	45,120
" flour "	135,932	142,746	133,133	118,036	163,249	86,313	67,500	78,344	61,596	146,031
Other sorts "	4,082	40	138	3,473	478	1,143	50	68	2,237	367
Total Grain, Pulse, and Flour "	1,345,213	336,604	998,022	1,112,565	1,176,505	569,114	185,306	602,517	628,786	852,237
HARDWARE AND CUTLERY, INCLUDING PLATED WARE—value										
						890	512	1,198	798	1,937
HIDES AND SKINS, RAW—										
Hides, raw { cwt	10,113					25,974				
" { =no.	=22,949									
LEATHER—										
Hides, tanned or dressed { cwt	803			15	114	5,140			100	2,860
" { =no.	=3,679			=204	=3,210					
Unwrought cwt		1	14	39	146		7	118	182	4,286
Manufactures (excluding boots and shoes) value						10	28	327	278	2,055
METALS AND ORES—										
Brass, Bronze, and similar alloys, wrought cwt	410	1	15	21	12	1,949	26	120	160	136
Copper "	120	21	246	150	269	729	129	1,915	1,249	2,616
Iron or Steel tons	23	62	75	4	25	353	909	1,888	177	1,657
Other sorts "	1	5	1	2	2	29	1,151	239	71	72
Total Metals and Ores "	50	68	89	15	41	3,080	2,215	4,212	1,657	4,381
Oils gals.	10,321	3,277	31,350	69,943	72,519	2,807	401	4,477	10,354	10,134
OIL-CLOTH AND FLOOR-CLOTH Sq. yds.	1,200		1,160		3,615	140		158		819
PROVISIONS AND OILMAN'S STORES—										
Butter lb	8,206	137,410	132,491	22,984	63,620	482	6,446	6,391	1,273	5,108
Ghi "	7,157	4,149	398,764	496,070	485,403	316	108	17,682	19,976	20,514
Pickles, chutnies, and condiments cwt	848	514	645	679	726	1,194	862	1,309	940	1,134
Other sorts of provisions value						422	822	2,082	1,364	2,894
Total Provisions and Oilman's stores "						2,414	8,238	27,784	23,553	29,650
Railway plant and rolling stock "										1,790
SEEDS—										
Copra or coconut kernel cwt	278	14		77	3,760	414	22		116	6,653
Groundnuts "	1,745	820	5,072	3,478	3,787	1,155	496	3,303	2,489	3,252
Sesamum (til or junjili) "	11,420	1,156	4,989	12,920	8,921	3,356	858	3,407	9,623	13,212
Other sorts "	340	488	1,099	857	1,149	262	573	1,277	1,221	1,711
Total Seeds "	13,783	2,478	11,151	17,332	17,617	10,187	1,949	7,992	13,449	24,828

(a) Separately recorded from April, 1918
 (b) Includes figures of "Beans" and "Lentils" prior to April, 1918

TURKEY, ASIATIC (TOTAL)—continued

EXPORTS THEREOF—continued

INDIAN MERCHANDISE—continued

ARTICLES	QUANTITY					VALUE				
	1914-15	1915-16	1916-17	1917-18	1918-19	1914-15	1915-16	1916-17	1917-18	1918-19
						£	£	£	£	£
BEAN cwt.	0	532	2,444	1,821	4,286	8	468	2,696	2,564	6,222
SPICES—										
Betelnuts lb	15,288	5,264	14,784	27,734	82,910	162	63	192	528	2,440
Cardamoms "	36,346	12,262	23,730	212,038	105,104	4,562	2,349	2,934	21,498	10,327
Chilies "	7,616	23,648	80,378	37,044	21,280	73	210	801	391	324
Cinnamon "				560	26,262				24	785
Ginger "	921,951	184,016	258,748	1,039,486	187,094	10,618	2,327	3,807	19,531	3,285
Pepper "	441,013	188,304	249,535	305,940	1,187,576	10,582	3,283	6,676	8,802	36,200
Other sorts "	784	320	2,464	250	19,016	16	9	47	2	406
Total Spices "	1,422,998	368,814	629,639	1,623,052	1,623,642	25,669	7,142	14,457	50,776	52,767
STATIONERY (excluding value)										
PAPER value						5	126	311	1,015	2,308
SUGAR—										
Sugar, 16 Dutch standard and above cwt.	4,416	2,323	16,463	18,369	56,707	3,974	2,831	23,440	32,804	104,147
Sugar, 16 Dutch standard and below "	186	66	150	36	87	142	44	228	39	110
Confectionery "				10	85				89	318
Total Sugar "	4,602	2,389	16,613	18,415	56,879	4,116	2,875	23,668	32,882	104,575
TALLOW AND STEARINE (including GHEESE AND ANIMAL FAT)										
	5		159	206	528	8		308	377	957
TEA, BLACK lb	1,229,826	2,327,156	1,482,977	1,976,540	7,985,443	49,053	114,569	77,131	103,523	442,731
TEXTILES—										
Cotton—										
Raw cwt.	536	246	206	789	5	1,386	345	478	2,089	13
Twist and yarn lb										
Manufactures—	4,507,400	81,820	181,912	551,746	730,991	149,146	3,233	7,068	29,461	54,470
Piece goods—										
Grey (unbleached). yards	3,671,746	6,321,291	16,509,634	10,413,405	10,768,167	33,707	57,691	162,974	151,733	214,478
White (bleached) "	7,941	56,720	102,857	379,893	397,465	661	663	1,573	7,389	9,286
Coloured, printed or dyed "	921,628	7,294,390	14,089,471	19,613,688	19,022,220	11,963	73,491	171,168	381,773	484,839
Total Piece goods "	4,601,215	13,672,401	30,701,962	30,406,986	31,187,852	46,331	131,845	335,715	490,895	708,803
Handkerchiefs and shawls in the piece no.	3,241	7,236	12,480	38,073	41,383	660	169	211	3,332	2,706
Hosiery value						3	74	89	1,584	6,966
Thread, sewing lb	9,993	27,085	18,262	22,313	24,328	731	1,388	1,314	1,433	2,723
Other sorts of manufactures value						4,834	496	452	1,399	2,663
Total Cotton manufactures (including twist and yarn) "						201,705	137,205	344,843	528,054	778,131
Flax manufactures										
Jute—									1,149	
Manufactures—										
Gunny bags no.	2,292,980	220,910	124,060	32,575	202,300	62,488	5,182	2,831	993	8,101
„ cloth yards	728,683	675,000	254,000	155,000		8,713	9,086	3,372	1,263	
Rope and twine cwt.	179	544	470	385	1,289	235	718	624	699	4,280
Other kinds value							551	80		
Total Jute manufactures (including twist and yarn) "						71,436	15,517	6,907	2,955	12,381

No. 13—continued
 TURKEY, ASIATIC (TOTAL)—continued
 EXPORTS THERETO—continued

INDIAN MERCHANDISE—concluded

ARTICLES	QUANTITY					VALUE				
	1914-15	1915-16	1916-17	1917-18	1918-19	1914-15	1915-16	1916-17	1917-18	1918-19
TEXTILES—continued						£	£	£	£	£
Silk—										
Manufactures—										
Piece goods . . . yards	..	1,928	8,826	19,708	179,848	..	98	458	1,362	24,634
Goods of silk mixed with other materials ..	16,228	..	16,440	12,780	418,868	1,712	..	725	827	30,764
Other sorts . . . value	—	—	—	—	—	..	20	4
Total Silk manufactures ..	—	—	—	—	—	1,712	118	1,180	2,189	55,402
Woolen manufactures . value	—	—	—	—	—	408	..	3	..	632
TOBACCO—										
Unmanufactured . . . lb	56,811	975,110	446,119	1,555,687	1,986,767	448	12,846	5,982	18,652	24,067
Manufactured—										
Cigars . . . "	3,158	4,445	17,528	29,839	21,980	153	441	1,631	3,859	2,461
Cigarettes . . . "	20,507	89,254	270,329	263,993	188,390	1,598	2,849	23,208	25,018	12,351
Other sorts . . . "	2,424	24,745	63,790	13,544	68,802	115	401	2,109	642	4,419
Total Tobacco ..	82,400	1,048,554	797,766	1,863,063	1,865,439	2,314	16,037	32,925	47,971	48,298
FOOD AND TIMBER—										
Timber, other than railway sleepers—										
Teak wood . . . cubic tons	15	1	172	25	34	216	39	1,557	497	515
Other timber . . . "	21	1,635	815	767	1,056	89	7,646	3,986	4,132	8,409
Wood—										
Firewood . . . tons	2	..	11	1	51	2	..	20	2	93
Ornamental . . . value	—	—	—	—	—	948	30	20	..	68
Manufactures of wood, other than furniture and cabinet-ware ..	—	—	—	—	—	472	305	461	1,376	19,668
Total Wood and Timber ..	—	—	—	—	—	1,727	8,020	6,044	6,007	19,888
ARTICLES EXPORTED BY POST ..	—	—	—	—	—	6,335
ALL OTHER ARTICLES OF MERCHANDISE ..	—	—	—	—	—	7,046	6,492	11,491	16,896	37,170
GRAND TOTAL ..	—	—	—	—	—	1,084,437	534,948	1,178,308	1,784,971	2,675,329

FOREIGN MERCHANDISE

ARTICLES	QUANTITY					VALUE				
	1914-15	1915-16	1916-17	1917-18	1918-19	1914-15	1915-16	1916-17	1917-18	1918-19
APPAREL (including DRESSERY, UNIFORMS, AND ACCOUTREMENTS, BUT excluding HOSIERY AND BOOTS AND SHOES) value	—	—	—	—	—	4,652	17,171	16,523	18,639	107,398
BOOKS, PRINTED, AND PRINTED MATTER (NOT BEING STATIONERY) including MAPS AND CHARTS . . . cwt	..	38	134	69	145	7	351	1,052	618	1,749
BOOTS AND SHOES . . . pairs	240	1,466	8,371	5,407	17,323	47	322	1,397	1,577	5,980
BUILDING AND ENGINEERING MATERIALS, OTHER THAN OF IRON, STEEL, OR WOOD . . . value	—	—	—	—	—	140	1,349	674	212	563
CANDLES OF ALL KINDS . . . lb	8,390	2,178	48,807	1,109	4,502	104	47	929	35	143
CARRIAGES AND CARTS (excluding RAILWAY CARRIAGES), AND PARTS THEREOF value	—	—	—	—	—	144	591	3,747	4,125	5,071
CHEMICALS AND CHEMICAL PREPARATIONS (excluding CHEMICAL MANURES AND MEDICINES)—										
Aluminous sulphates (including alum) . . . cwt	315	497	1,265	599	169	114	212	832	423	207
Ammonia and salts thereof ..	468	223	676	147	586	668	502	1,969	605	2,390
Sulphuric acid . . . "	50	94	809	219	122	67	122	741	443	302
Other sorts of chemicals value	—	—	—	—	—	382	1,258	5,724	5,648	10,481
Total Chemicals ..	—	—	—	—	—	1,531	2,094	9,266	7,122	13,380

No. 13—continued

TURKEY, ASIATIC (TOTAL)—continued

EXPORTS THERETO—continued

FOREIGN MERCHANDISE—continued

ARTICLES	QUANTITY					VALUE				
	1914-15	1915-16	1916-17	1917-18	1918-19	1914-15	1915-16	1916-17	1917-18	1918-19
CLOCKS AND WATCHES AND PARTS THEREOF . . . value	—	—	—	—	—	140	199	389	897	7,740
COFFEES . . . cwt	157	62	219	582	—	630	186	761	1,668	—
CORDAGE AND ROPE OF VEGETABLE FIBRE (excluding JUTE AND COTTON) . .	14	323	344	22	103	21	538	1,082	86	521
CUTLERY . . . value	—	—	—	—	—	1,138	364	2,063	1,578	11,981
DRUGS AND MEDICINES (excluding CHEMICALS AND NARCOTICS)—										
Camphor . . . lb	600	115	550	819	19,427	68	6	515	95	3,653
Cassia lignea . . . cwt	367	334	360	738	2,776	1,526	537	563	1,270	5,905
Other sorts . . . value	—	—	—	—	—	643	1,180	3,512	3,201	14,898
TOTAL DRUGS AND MEDICINES . . .	—	—	—	—	—	2,287	1,723	4,590	4,656	24,456
DYEING AND TANNING SUBSTANCES—										
Cochineal . . .	—	—	—	20	49	—	—	—	253	853
Dyes obtained from coal tar—										
Aniline . . . lb	9,762	224	—	—	784	639	10	—	—	100
Other sorts . . . value	—	—	—	—	—	135	43	115	59	249
TOTAL DYEING AND TANNING SUBSTANCES . . .	—	—	—	—	—	774	63	115	312	1,202
EARTHENWARE AND PORCELAIN (excluding PIPES OF EARTHENWARE) . . .	—	—	—	—	—	719	984	3,631	2,839	9,749
FRUITS AND VEGETABLES . . .	—	—	—	—	—	217	2,076	3,144	3,898	4,168
FURNITURE AND CABINETWARE . . .	—	—	—	—	—	175	812	2,989	1,545	4,214
GLASS AND GLASSWARE . . .	—	—	—	—	—	1,612	4,868	8,086	12,419	33,318
GRAIN, PULSER, AND FLOUR cwt	433	876	—	3,252	1,784	226	508	—	2,039	1,328
GUMS AND RESINS—										
Benjamin . . .	7	80	119	172	299	20	213	335	655	880
Olibanum or frankincense . . .	216	250	167	322	1,227	275	335	338	395	1,888
Other sorts . . .	111	18	165	202	305	151	154	525	1,370	513
Total Gums and Resins . . .	334	348	451	696	1,831	446	702	1,098	2,420	3,281
HARDWARE (excluding CUTLERY AND ELECTROPLATED WARE) . . . value	—	—	—	—	—	5,360	8,190	15,865	6,904	43,968
INSTRUMENTS, APPARATUS, AND APPLIANCES AND PARTS THEREOF—										
LEATHER . . . value	—	—	—	—	—	387	866	933	3,133	11,123
LIQUORS . . . gals.	3,242	18,801	95,972	19,205	14,572	1,666	3,791	10,721	4,203	7,257
MACHINERY AND MILLWORK value	—	—	—	—	—	1,393	3,651	3,005	3,191	4,969
MATCHES . . . gross of boxes	2,575	133,067	101,756	63,001	89,941	178	3,654	6,089	7,075	11,498
MATS AND MATTING . . . sq. yds.	7,975	1,265	4,802	4,070	4,576	229	39	186	113	503
METALS AND ORBS—										
Copper . . . cwt	1,647	15	2	5	473	7,008	107	27	25	4,143
Iron or Steel . . . tons	281	424	461	84	246	3,836	9,839	14,174	3,530	15,053
Tin . . . cwt	412	104	163	241	783	4,459	1,498	1,499	2,768	10,469
Others . . .	622	42	252	72	59	1,791	420	1,006	170	612
TOTAL METALS AND ORBS tons	415	435	482	100	822	16,894	11,359	16,646	6,488	30,217

No. 13—continued
 TURKEY, ASIATIC (TOTAL)—continued
 EXPORTS THERETO—continued
 FOREIGN MERCHANDISE—continued

ARTICLES	QUANTITY					VALUE				
	1914-15	1915-16	1916-17	1917-18	1918-19	1914-15	1915-16	1916-17	1917-18	1918-19
OILS gals.	3,577	5,017	7,338	2,072	772	532	643	1,237	800	475
OIL-CLOTH AND FLOOR-CLOTH sq. yd.	872	1,017	3,245	1,898	6,323	23	79	262	173	663
PAINTS AND COLOURS cwt	555	305	744	244	1,065	607	500	2,101	1,052	5,810
PAPER AND PASTEBOARD—										
Paper value	—	—	—	—	—	288	1,935	4,287	4,639	7,925
Pasteboard, millboard, and cardboard of all kinds "	—	—	—	—	—	1	—	—	4	696
PERFUMERY "	—	—	—	—	—	172	15	276	481	1,091
PROVISIONS AND MAN'S STORES cwt	585	8,886	32,636	4,517	3,371	4,604	27,355	125,772	19,467	17,781
RAILWAY PLANT AND ROLLING-STOCK value	—	—	—	—	—	—	—	—	456	88,143
RUBBER "	—	—	—	—	—	10	6	25	189	887
SHIPS, PARTS OF "	—	—	—	—	—	—	11	20	—	2,267
SOAP cwt	870	2,829	6,409	6,896	6,730	868	3,851	11,336	14,509	23,589
SPICES—										
Cloves lb	30,513	12,287	30,196	43,957	64,140	876	296	791	1,332	2,254
Other sorts "	2,324	2,064	13,275	7,910	41,708	59	56	330	159	1,091
Total Spices "	32,837	14,351	43,471	51,867	105,848	935	352	1,121	1,491	3,345
STATIONERY (excluding PAPER) value	—	—	—	—	—	470	1,173	6,298	10,536	15,566
SUGAR—										
Sugar, 16 Dutch standard and above cwt	18,478	25,310	88,686	112,337	198,672	14,106	32,200	90,150	155,477	294,108
Confectionery "	35	150	872	70	158	69	771	3,975	715	1,138
TEA, BLACK lb	29,271	86,724	28,428	31,438	805,143	1,238	4,670	1,501	1,645	46,558
" GREEN "	177	6,594	6,738	23,117	8,835	8	436	461	1,771	732
Total Tea "	29,448	93,318	35,166	54,555	813,978	1,246	5,106	1,962	3,416	47,290
TEXTILES—										
Cotton—										
Twist and yarn lb	13,800	3,888	—	2,500	6,055	715	120	—	288	1,060
Manufactures—										
Hosiery value	—	—	—	—	—	472	5,107	10,403	13,434	43,681
Piece goods—										
Grey (unbleached) yards	23,485	119,648	781,011	1,822,337	2,039,558	107	1,350	12,010	45,043	74,089
White (bleached) "	181,899	166,433	2,026,634	1,877,216	10,659,552	2,277	1,932	28,995	39,459	360,621
Coloured, printed, or dyed "	839,004	937,364	2,958,680	3,528,117	14,188,167	12,529	15,306	64,648	123,735	504,841
Fents of all descriptions "	—	—	24,701	9,356	18,021	—	—	683	255	599
Total Piece goods "	1,038,388	1,273,445	5,791,026	7,237,026	26,900,298	14,913	18,588	106,181	208,492	940,100
Lace and patent net "	300	4,349	50	464	148,328	7	55	1	8	2,681
Canvas "	—	50	1,899	—	4,524	—	2	104	—	724
Handkerchiefs and shawls in the piece no.	18,052	97,729	178,480	443,330	702,097	428	2,117	4,865	18,559	43,351
Thread, sewing lb	10,320	25,191	33,223	53,258	72,610	933	2,206	3,707	5,120	10,616
Other sorts of manufactures value	—	—	—	—	—	54	248	95	964	4,172
Total cotton manufactures (including twist and yarn) "	—	—	—	—	—	17,522	28,443	125,421	246,865	1,046,409

TURKEY, ASIATIC (TOTAL)—concluded

EXPORTS THERETO—concluded

FOREIGN MERCHANDISE—concluded

ARTICLES	QUANTITY					VALUE				
	1914-15	1915-16	1916-17	1917-18	1918-19	1914-15	1915-16	1916-17	1917-18	1918-19
TEXTILES—continued						\$	\$	\$	\$	\$
Haberdaenery and millinery value	—	—	—	—	—	1,720	1,494	7,192	8,835	20,770
Silk—										
Raw lb	1,772	161	845	8,587	13,699	548	53	476	4,085	7,092
Manufactures—										
Goods of silk mixed with other materials yards	—	5,334	22,481	23,397	204,945	—	412	1,505	1,649	23,334
Piece goods "	20,259	28,995	31,904	304,895	1,396,198	1,269	1,305	1,037	17,848	141,740
Other manufactures value	—	—	—	—	—	—	—	1	780	8,761
Total silk manufactures "	—	—	—	—	—	1,269	1,717	3,533	20,277	168,835
Wool—										
Manufactures—										
Piece goods yards	14,971	30,135	42,537	55,904	197,347	2,414	2,701	5,861	15,219	48,818
Other manufactures value	—	—	—	—	—	270	207	376	222	1,237
Total Woolen manufactures	—	—	—	—	—	2,684	2,908	6,237	15,441	50,055
Other textile manufactures "	—	—	—	—	—	—	—	—	—	7,161
TOBACCO, UNMANUFACTURED lb	—	—	—	—	104,100	—	—	—	—	6,158
" MANUFACTURED "	14,314	126,563	193,864	178,942	98,564	2,564	12,319	48,810	37,685	28,113
TOYS AND REQUISITES FOR GAMES AND SPORTS, including FISHING TACKLE (OTHER THAN FIREARMS) value	—	—	—	—	—	213	199	940	1,331	12,492
UMBRELLAS, including PARASOLS AND SUNSHADES no.	2,139	1,230	9,278	1,790	8,239	165	108	1,145	196	1,649
WOOD AND TIMBER value	—	—	—	—	—	11	7,741	2,537	11,004	1,671
ARTICLES REEXPORTED BY POST "	—	—	—	—	—	9,510	—	24	—	708
ALL OTHER ARTICLES OF MERCHANDISE "	—	—	—	—	—	704	4,435	15,939	14,497	29,870
GRAND TOTAL "	—	—	—	—	—	101,989	209,038	595,384	661,988	2,245,068
GRAND TOTAL OF INDIAN AND FOREIGN MERCHANDISE "	—	—	—	—	—	1,136,426	737,881	1,773,777	2,396,959	4,921,395

ADEN AND DEPENDENCIES

IMPORTS THEREFROM

ARTICLES	QUANTITY					VALUE				
	1914-15	1915-16	1916-17	1917-18	1918-19	1914-15	1915-16	1916-17	1917-18	1918-19
CHEMICALS AND CHEMICAL PREPARATIONS value	—	—	—	—	—	889	1,572	457	611	1,447
DRUGS AND MEDICINES "	—	—	—	—	—	549	109	374	1,103	450
DYEING AND TANNING SUBSTANCES "	—	—	—	—	—	5,097	1,790	1,416	164	48
FISH (excluding CANNED FISH)—										
Fish, dry, unsalted cwt	2,014	577	44	39	1	708	193	17	—	—
Fish, Dry, salted "	1,057	607	55	863	1,651	635	299	67	1,396	1,830
Fishmaws and shark-fins "	899	581	199	989	1,119	1,948	1,769	217	1,414	1,826
Total Fish (excluding canned fish) "	3,770	1,765	298	1,891	2,771	3,291	2,261	301	2,816	3,656
FRUITS AND VEGETABLES value	—	—	—	—	—	1,050	13	—	—	507
GUMS AND RESINS—										
Arabic cwt	3,725	8,226	5,898	6,163	5,083	4,457	10,920	3,442	10,208	10,926
Benjamin "	735	—	—	—	—	1,092	—	—	—	—
Olibanum or frankincense "	2,843	18,925	26,727	17,116	6,245	2,717	9,947	20,274	18,544	4,999
Othersorts "	2,536	1,080	701	564	1,532	3,283	1,721	1,150	1,602	5,898
Total Gums and Resins "	9,839	28,231	33,326	23,843	12,860	11,549	22,588	29,860	25,349	21,328

* Value '32-2: 83

No. 13—continued

ADEN AND DEPENDENCIES—continued

IMPORTS THEREFROM—continued

ARTICLES	QUANTITY					VALUE				
	1914-15	1915-16	1916-17	1917-18	1918-19	1914-15	1915-16	1916-17	1917-18	1918-19
HARDWARE . . . value	—	—	—	—	—	£ 257	£ 889	£ 878	£ 1,002	£ 1,117
HIDES AND SKINS, RAW—										
Hides, raw . . . cwt	867	559	2,519	95	54	2,374	1,286	3,347	275	516
Hides, raw . . . =no.	=11,639	=11,065	=38,140	=1,265	=1,120					
Skins, raw . . . cwt	4,382	2,848	2,876	2,181	3,982	12,800	7,987	12,519	13,857	28,634
Skins, raw . . . =no.	=453,775	=347,400	=401,871	=182,474	=521,060					
Total Hides and Skins, raw . . . cwt	5,249	3,407	5,395	2,226	3,986	15,674	9,223	20,866	14,182	29,150
Total Hides and Skins, raw . . . =no.	=465,414	=359,065	=440,011	=183,739	=522,180					
IVORY (UNMANUFACTURED) . . lb	1,222	7,328	24,784	41,207	9,855	472	2,770	11,394	18,069	4,482
JEWELLERY (excluding IMITATION JEWELLERY) AND PRECIOUS STONES AND PEARLS, UNSET, ALSO PLATE OF GOLD AND SILVER . . value	—	—	—	—	—	1,404	395	333	10	4
MANURES . . . tons	166	4	1,023	18
METALS AND ORES—										
Brass, Bronze, and similar amalgams . . . cwt	695	689	298	405	89	1,507	1,731	1,056	1,237	332
Copper (excluding ores) . . "	2,234	341	349	98	3	7,067	1,219	981	367	12
Iron or Steel . . . tons	94	6	23	386	718	92	108	282	2,849	2,013
Steel . . . "	136	1,625
Other metals . . . cwt	100	380	607	589	120	105	968	944	418	540
Total Metals (excluding ores) . . . tons	172	78	221	420	729	8,771	4,026	4,888	4,921	3,797
Lead Ore . . . "	14	1,239
Total Metals and Ores . . . "	172	78	221	420	743	8,771	4,026	4,888	4,921	5,036
MOTOR CARS AND MOTOR CYCLES AND PARTS THEREOF . . . value	—	—	—	—	—	438	412	83	410	232
PAINTS AND PAINTERS' MATERIALS . . . "	—	—	—	—	—	637	332	41	332	1,003
PERFUMERY . . . "	—	—	—	—	—	778	682	435	201	1,210
PRECIOUS STONES AND PEARLS, UNSET . . . "	—	—	—	—	—	13,733	24,007	54,914	18,000	12,130
PROVISIONS AND OILMAN'S STORES . . . "	—	—	—	—	—	1,050	118	228	159	201
SALT . . . tons	158,652	86,454	102,069	113,780	106,397	156,060	185,426	292,923	433,295	390,157
SEEDS—										
Castor . . . cwt	55,900	27,038
Groundnuts . . . "	6,182	3,949
Linseed . . . "	33,006	18,728
Rape . . . "	4,000	2,637
Sesamum (til or jinjil) . . . "	7,679	6,121
Others . . . "	1,219	191	1,143	332
Total Seeds . . . "	107,086	191	59,641	332
SHELLS AND COWRIES—										
Shells (chanks, sankh, large ornamental shells, cowries, mother-of-pearl shells, and oyster shells) . . . "	233	512	1,178	243	110	1,080	1,339	2,468	556	118
Tortoise shell (including nakha or nakh) . . . lb	4,631	10,493	10,661	2,400	2,575	1,130	1,626	1,355	1,049	752
Total Shells . . . value	—	—	—	—	—	2,210	3,365	3,823	1,605	870
SPICES—										
Cloves . . . lb	9,947	..	198,000	3,031	23,849	232	..	4,667	73	847
TEXTILES—										
Cotton—										
Raw . . . cwt	72,074	536	341	562	802	158,221	1,206	613	1,802	4,307
Waste . . . lb	2,683	2,022
Manufactures—										
Piece goods—										
Grey (unbleached) . . . yards	39,750	133,690	2,500	3,800	231,700	594	1,843	33	56	11,369
White (bleached) . . . "	..	41,543	..	8,000	31,271	..	400	..	223	1,308
Other manufactures . . . value	—	—	—	—	—	33	756	1,704	57	881
Total Cotton manufactures (including twist and yarn) . . . "	—	—	—	—	—	627	3,098	1,737	336	13,558

No. 13—continued
 - ADEN AND DEPENDENCIES—continued
 IMPORTS THEREFROM—concluded

ARTICLES	QUANTITY					VALUE				
	1914-15	1915-16	1916-17	1917-18	1918-19	1914-15	1915-16	1916-17	1917-18	1918-19
TEXTILES—contd.						£	£	£	£	£
Flax, manufactures . . . value	—	—	—	—	—	—	20	—	2,423	—
Haberdashery and Millinery ..	—	—	—	—	—	1,042	41	2	3	2
Hemp, raw . . . cwt	2,873	2,787
Wool, raw . . . lb	59,472	2,478
TOBACCO—										
Unmanufactured . . . "	380	3,896	1,064	4,588	..	61	970	173	1,221	..
Manufactured—										
Cigarettes . . . "	3,687	5,097	9,057	24,357	20,709	948	1,306	2,288	6,705	5,605
ARTICLES IMPORTED BY POST value	—	—	—	—	—	60,555	51,300	36,026	71,436	93,006
ALL OTHER ARTICLES OF MERCHANDISE ..	—	—	—	—	—	9,580	3,217	3,372	3,225	4,187
GRAND TOTAL ..	—	—	—	—	—	522,667	320,946	472,098	660,805	596,635

EXPORTS THERETO

INDIAN MERCHANDISE

ARTICLES	QUANTITY					VALUE				
	1914-15	1915-16	1916-17	1917-18	1918-19	1914-15	1915-16	1916-17	1917-18	1918-19
APPAREL (including DRAPERY, UNIFORMS, AND ACCOUTREMENTS, BUT excluding HOSIERY AND BOOTS AND SHOES) value	—	—	—	—	—	471	567	314	268	782
BOOKS PRINTED, AND PRINTED MATTER (NOT BEING STATIONERY) (including MAPS AND CHARTS) . . . cwt	88	106	118	53	48	440	508	646	823	160
BOOTS AND SHOES . . . pairs	5,340	4,000	2,410	2,292	3,667	418	385	435	253	605
CANDLES OF ALL KINDS . . . lb	125,785	29,859	100,641	88,358	61,573	2,359	560	1,915	1,631	1,237
CHEMICALS AND CHEMICAL PREPARATIONS (excluding CHEMICAL MANURES AND MEDICINES) . . . value	—	—	—	—	—	1,832	3,250	2,347	1,723	1,851
COAL, COKE, AND PATENT FUEL . . . tons	16,538	16,547	13,797	229	3	10,768	10,317	8,735	397	6
COFFEE . . . cwt	3,165	1,121	..	408	192	9,592	3,150	..	11,462	519
COIR, MANUFACTURED (excluding ROPE) . . . "	278	542	200	141	612	372	329	157	89	507
CORDAGE AND ROPE OF VEGETABLE FIBRE (excluding JUTE AND COTTON) . . . "	1,127	1,684	1,684	104	1,017	964	1,371	1,549	114	887
DRUGS AND MEDICINES (excluding CHEMICALS AND NARCOTICS) . . . value	—	—	—	—	—	436	464	954	560	700
DYEING AND TANNING SUBSTANCES—										
Turmeric . . . cwt	2,937	1,453	870	7,205	4,812	2,298	3,367	805	10,374	7,036
Other sorts . . . "	14	35	62	6	19	38	70	524	16	153
Total Dyeing and Tanning substances ..	2,951	1,488	932	7,209	4,831	2,336	1,437	1,429	10,390	7,189
FODDER, BRAN, AND POLLARDS (excluding OILCAKE) . . . value	—	—	—	—	—	7,587	7,917	4,326	2,199	3,001
FRUITS AND VEGETABLES—										
Fresh fruits and vegetables . . . "	—	—	—	—	—	4,210	4,581	4,005	3,258	4,066
Fruits and vegetables: dried, salted or preserved, all sorts . . . cwt	4,253	4,437	4,724	3,577	9,044	2,558	2,920	3,368	2,643	11,477

No. 13—continued
ADEN AND DEPENDENCIES—continued
EXPORTS THEREOF—continued

INDIAN MERCHANDISE—continued

ARTICLES	QUANTITY					VALUE				
	1914-15	1915-16	1916-17	1917-18	1918-19	1914-15	1915-16	1916-17	1917-18	1918-19
GRAIN, PULSE, AND FLOUR—										
Barley cwt	3,107	2,542	1,085	1,965	49	1,008	953	479	896	31
Gram "	3,092	25,024	8,519	4,563	2,537	1,590	10,515	3,731	2,336	1,047
Jawār and bāira "	555,034	348,182	382,871	151,231	43,898	202,569	129,194	143,611	62,810	21,082
Lentils (a) "	—	—	—	—	1,992	—	—	—	—	1,542
Maize "	4,455	2,319	3,947	9,084	4,005	1,505	887	1,002	1,939	1,781
Pulse (b) "	14,267	11,065	6,906	4,980	1,711	6,994	6,242	3,687	3,248	1,477
Rice, not in the husk "	222,646	173,909	257,031	213,630	166,888	116,266	86,968	133,986	125,352	120,844
Wheat "	14,231	4,768	5,252	3,283	2,225	7,087	2,606	3,616	2,270	1,994
" flour "	137,451	118,970	92,218	66,279	74,539	78,640	78,335	67,981	48,981	67,481
Other sorts "	21	22	78	7	270	11	11	41	3	198
Total Grain, Pulse, and Flour "	056,194	686,801	757,907	452,022	298,094	415,670	810,801	847,534	247,841	218,377
GUMS AND RESINS										
HARDWARE AND CUTLERY, PLATED WARE value	—	11	388	—	2	—	10	705	—	3
HIDES AND SKINS, RAW cwt	—	—	405	—	—	—	—	—	—	—
LEATHER— =no.	—	—	—	2	—	—	—	—	—	—
Hides and Skins, tanned or dressed cwt	93	60	33	21	71	770	441	263	163	770
Manufactures (excluding boots and shoes) value	—	—	—	—	—	—	—	—	—	—
MANURES tons	55	12	8	—	4	511	78	40	—	41
METALS AND ORES "	48	50	34	1	18	1,845	1,968	1,626	67	569
OILS—										
Essential gals.	458	1,593	738	1,355	80	732	2,821	929	15,678	123
Vegetable, non-essential—										
Coconut "	3,199	2,255	1,364	14,047	861	504	321	222	2,340	111
Sesamum (til or jinjili) "	43,374	29,720	15,497	5,502	2,561	5,938	3,831	1,927	948	347
Other sorts "	1,456	1,628	2,108	1,607	1,088	176	198	270	211	509
Total Vegetable, non-essential "	48,029	33,603	19,057	21,156	5,410	6,613	4,350	2,419	3,499	967
Other kinds "	40	304	—	48	4,563	1	26	—	6	334
TOTAL OILS "	48,527	35,500	19,795	22,559	10,953	7,346	7,197	3,348	10,183	1,424
PAINTS AND PAINTER'S MATERIALS—										
Paints and colours value	—	—	—	—	—	209	51	744	236	232
PAPER MAKING MATERIALS—										
Rags cwt	3	—	494	3	—	2	—	677	6	—
PERFUMERY (NOT BEING PERFUMED SPIRITS)—										
Perfumes value	—	—	—	—	—	560	370	972	633	1,599
PROVISIONS AND OILMAN'S STORES—										
Butter lb	70,230	76,778	103,450	36,433	30,852	3,746	4,138	5,517	2,222	2,423
Ghi "	83,375	308,389	55,479	35,437	64,351	3,123	17,295	2,592	1,844	4,085
Other sorts of provisions cwt	6,633	1,213	926	325	—	4,903	1,405	1,755	644	1,349
Total Provisions and Oilman's stores value	—	—	—	—	—	11,772	22,838	9,864	4,710	7,857
SEEDS—										
Essential—										
Coriander cwt	452	399	607	577	321	294	325	488	611	510
Cummin (other than black) "	45	394	985	661	201	83	955	2,891	2,102	602
Fennel "	70	149	587	150	109	62	150	710	186	142
Others "	627	1,427	1,176	617	320	442	1,008	912	576	293
Total Essential "	1,194	2,369	3,355	2,005	951	881	2,438	5,001	3,473	1,547
Non-essential—										
Cotton "	4,802	6,700	6,073	2,987	3,020	1,444	1,984	2,183	1,148	2,109
Groundnuts "	2,340	1,625	1,761	805	997	1,480	1,195	1,290	651	1,114
Linseed "	—	—	107	3,899	3	—	—	88	2,518	2
Sesamum (til or jinjili) "	31,985	9,472	17,009	30,755	4,028	24,231	7,043	14,324	26,549	5,496
Other sorts "	88	128	133	90	139	108	160	176	182	313
Other than oilseeds "	66	62	148	28	32	50	58	158	32	43
Total Seeds "	40,470	20,646	25,586	40,569	10,970	28,194	12,858	23,170	34,505	10,624

(a) Separately recorded from April, 1918
(b) Include figures of "Beans" and "Lentils" prior to April, 1918

No. 13—continued
 ADEN AND DEPENDENCIES—continued
 EXPORTS THERETO—continued

INDIAN MERCHANDISE—concluded

ARTICLES	QUANTITY					VALUE				
	1914-15	1915-16	1916-17	1917-18	1918-19	1914-15	1915-16	1916-17	1917-18	1918-19
SOAP cwt	36	19	577	54	280	40	28	906	101	524
SPICES—										
Betelnuts lb	45,368	32,716	36,742	27,076	29,366	651	491	640	496	677
Cardamoms "	27,314	60,828	23,380	178,432	53,356	3,306	5,843	2,319	13,505	3,282
Chillies "	160,002	164,300	106,053	61,424	50,416	1,627	1,804	1,270	1,184	1,088
Ginger "	1,642,109	1,406,332	2,467,416	1,947,200	1,798,614	18,071	15,344	35,661	31,766	29,403
Pepper "	270,051	360,196	248,638	1,179,006	910,068	6,104	9,343	7,891	40,432	28,299
Other sorts "	6,324	6,036	10,696	3,696	2,150	111	91	127	32	10
Total Spices "	2,150,688	2,079,010	2,895,925	3,416,334	2,862,071	29,870	32,016	47,908	37,225	63,008
Stationery (excluding paper) value	—	—	—	—	—	386	316	403	639	836
SUGAR—										
Sugar, 16 Dutch stand- ard and above cwt	3,182	6,081	2,140	3,145	1,776	3,197	7,711	3,105	5,140	3,108
Sugar, 15 Dutch stand- ard and below "	2,311	2,877	3,170	2,041	9,337	1,780	2,476	2,620	1,163	6,092
Confectionery "	1	—	117	14	432	3	—	272	32	1,336
Total Sugar "	5,494	8,958	5,427	5,200	11,535	4,980	10,186	5,997	6,335	9,528
TEA, BLACK lb	183,963	536,428	439,001	204,403	146,737	6,429	21,537	16,942	10,593	8,577
TEXTILES—										
Cotton—										
Raw cwt	154	38	209	95	162	238	56	485	182	417
Twist and yarn lb	1,450,099	2,416,338	545,090	1,044,295	2,888,365	45,760	73,851	19,980	70,322	277,620
Manufactures—										
Piece goods yards	10,471,764	19,423,503	63,249,368	18,984,543	16,010,033	113,664	191,068	722,237	283,234	402,780
Handkerchiefs and Shawls in the piece no.	18,504	35,216	9,864	11,440	84,404	414	678	216	532	3,532
Hosiery value	—	—	—	—	—	492	901	805	895	64
Thread, sewing lb	5,416	8,157	13,880	3,279	10,669	326	547	1,000	230	1,031
Other sorts of manu- factures value	—	—	—	—	—	1,915	2,588	4,803	3,309	3,081
Total Cotton manufactures (including Twist and yarn) "	—	—	—	—	—	164,571	269,628	749,021	358,522	688,308
Hemp, raw cwt	1	—	672	587	184	1	—	889	733	264
Hemp manufactures (excluding cordage) value	—	—	—	—	—	634	65	270	—	—
Jute—										
Manufactures—										
Gunny bags no.	411,000	1,239,800	515,000	542,300	242,700	8,693	27,598	13,295	16,388	9,762
" cloth yards	38,590	27,250	40,750	—	—	630	621	719	—	—
Rope and twine cwt	327	389	274	270	1,175	438	424	298	620	1,048
Total Jute manufactures value	—	—	—	—	—	9,661	28,643	14,312	17,008	11,700
Silk—										
Manufactures—										
Goo is of silk mixed with other materials yards	16,500	500	868	50	20,160	313	20	200	13	3,019
Silk piecegoods "	5,000	250	3,570	110	18,337	153	63	636	14	2,024
Tifthead for sewing lb	—	—	—	—	5,854	—	—	—	—	2,160
Other sorts "	—	—	—	525	2,415	—	—	—	230	644
Total Silk manufactures value	—	—	—	—	—	466	83	836	257	7,847
UMBRELLAS (including PARASOLS AND SUNSHADES) no.	2,472	1,644	1,464	1,284	5,282	197	133	122	132	827
TOBACCO—										
Unmanufactured lb	6,416,069	5,204,346	5,824,871	4,273,317	6,410,803	65,558	63,780	69,995	68,316	104,459
Manufactured "	10,982	17,225	7,164	49,666	4,593	458	677	255	872	202
TOTAL TOBACCO "	6,427,051	5,221,571	5,832,035	4,316,983	6,415,456	66,006	64,457	70,240	69,688	104,661
WOOD AND TIMBER—										
Timber, other than railway sleepers—										
Teak wood cubic tons	19	67	36	5	7	353	976	618	98	80
Other timber "	10	78	30	114	234	96	262	173	513	1,431
Wood—										
Ornamental value	—	—	—	—	—	66	1,140	1,189	90	421
Manufactures of wood, other than furniture and cabinet ware "	—	—	—	—	—	237	208	390	3	145
Total Wood and Timber "	—	—	—	—	—	692	2,536	2,370	708	2,076
ALL OTHER ARTICLES OF MERCHANDISE "	—	—	—	—	—	4,833	3,901	4,147	2,150	4,640
GRAND TOTAL "	—	—	—	—	—	801,743	820,766	1,335,653	867,089	1,178,226

No. 13—continued

ADEN AND DEPENDENCIES—continued

EXPORTS THERETO—continued

FOREIGN MERCHANDISE

ARTICLES	QUANTITY					VALUE				
	1914-15	1915-16	1916-17	1917-18	1918-19	1914-15	1915-16	1916-17	1917-18	1918-19
APPAREL (including DRAPERY, UNIFORMS, ACCOUTREMENTS, BUT excluding HOSIERY, AND BOOTS AND SHOES) value	—	—	—	—	—	753	2,155	628	271	823
CANES AND RATTANS . cwt	7	4	24	172	295	10	10	25	440	631
CARRIAGES AND CARTS (excluding RAILWAY CARRIAGES), AND PARTS THEREOF value	—	—	—	—	—	519	1,392	1,200	246	117
CHEMICALS AND CHEMICAL PREPARATIONS (excluding CHEMICAL MANURES AND MEDICINES) . "	—	—	—	—	—	83	355	358	285	1,099
DRUGS AND MEDICINES (excluding CHEMICALS AND NARCOTICS)—										
Cassia Lignea . cwt	32	234	576	2,600	1,034	59	341	795	4,790	2,045
Other sorts . value	—	—	—	—	—	529	230	331	161	569
TOTAL DRUGS AND MEDICINES (excluding CHEMICALS AND NARCOTICS) . "	—	—	—	—	—	588	571	1,126	4,951	2,614
DYING AND TANNING SUBSTANCES . "	—	—	—	—	—	1,106	29	65	1,542	127
EARTHENWARE AND PORCELAIN value	—	—	—	—	—	216	265	438	942	573
FRUITS AND VEGETABLES—										
Fruits and vegetables: dried, salted, or preserved—										
Dates . cwt	—	851	807	18	1,072	—	529	541	18	847
Other sorts . "	440	530	563	150	95	746	1,029	1,415	376	371
Total Fruits and vegetables: dried, salted, or preserved . "	440	1,381	1,370	168	1,767	746	1,558	1,956	394	1,218
GLASS AND GLASSWARE value	—	—	—	—	—	524	912	2,271	942	3,254
GUMS AND RESINS—										
Benjamin . cwt	20	152	294	625	836	95	589	1,203	2,873	3,959
Olibanum or frank incense . "	1	—	—	—	1,500	1	—	—	—	1,300
Others . "	261	303	145	167	13	224	363	174	119	33
Total Gums and Resins . "	282	455	439	792	2,349	320	952	1,377	2,992	5,292
HARDWARE (excluding CUTLERY, AND ELECTROPLATED WARE) value	—	—	—	—	—	1,390	2,440	2,993	940	3,646
LIQUORS—										
Ale, beer, and porter . gals.	723	994	10,091	17,143	6,631	154	126	1,212	2,929	1,492
Others . "	1,466	837	2,109	2,047	1,633	588	265	550	479	297
TOTAL LIQUORS . "	2,189	1,531	12,200	19,190	8,264	742	391	1,762	3,408	1,789
MACHINERY AND MILLWORK value	—	—	—	—	—	607	730	1,067	448	192
MATCHES . gross of boxes.	7,016	86,306	29,136	5,250	33,825	427	4,680	2,130	444	4,164
METALS AND ORES—										
Iron or steel . tons	156	81	123	24	25	1,926	1,761	3,551	1,418	2,420
Others . cwt	233	135	53	2	40	1,280	1,027	612	37	442
Total Metals and ores . tons	167	87	126	24	27	3,206	2,788	4,163	1,455	2,862
OILS . gals.	1,249	70,435	7,511	2,054	4,485	194	1,227	849	340	1,117
PAINTS AND PAINTERS' MATERIALS—										
Paints and colours . cwt	101	69	41	20	267	178	195	203	59	1,490
PAPER AND PAPERBOARD value	—	—	—	—	—	57	354	3,136	1,380	1,741
PERFUMERY (NOT BEING PERFUMED SPIRITS) . "	—	—	—	—	—	390	535	604	157	377
PRECIOUS STONES AND PEARLS, UNSET . "	—	—	—	—	—	467	—	3,333	—	—

No. 13—continued

ADEN AND DEPENDENCIES—concluded

EXPORTS THERETO—concluded

FOREIGN MERCHANDISE—continued

ARTICLES	QUANTITY					VALUE				
	1914-15	1915-16	1916-17	1917-18	1918-19	1914-15	1915-16	1916-17	1917-18	1918-19
PROVISIONS AND OILMAN'S STORES value	—	—	—	—	—	£ 363	£ 244	£ 796	£ 2,429	£ 2,211
Railway plant and rolling stock	—	—	—	—	—	—	—	83	—	3,476
Soap cwt	1	24	119	16	703	9	117	387	74	1,500
SPICES lb	17,256	97,494	85,722	67,659	9,892	267	1,944	1,570	1,439	240
STATIONERY (EXCLUDING PAPER) value	—	—	—	—	—	305	726	1,119	1,035	1,125
SUGAR—										
Sugar, 16 Dutch standard and above cwt	24,553	34,918	55,349	84,332	30,056	21,952	38,853	68,334	111,056	38,456
Others "	—	16	97	20	21	—	8	155	74	79
Total Sugar	24,553	34,934	55,446	84,352	30,077	21,952	38,861	68,489	111,130	38,535
TEA lb	3,905	18,710	1,900	—	3,302	183	659	87	—	171
TEXTILES—										
Cotton—										
Twist and yarn "	68,020	29,585	8,400	11,375	480,460	3,531	1,866	757	1,759	80,857
Manufactures—										
Hosiery value	—	—	—	—	—	925	3,731	5,197	2,299	2,942
Piece goods—										
Grey (unbleached) yards	106,188	314,629	14,950,894	17,337,093	18,852,050	566	2,131	221,521	410,708	506,263
White (bleached) "	404,134	504,672	1,681,191	1,446,547	2,230,703	5,200	6,512	25,074	24,908	44,068
Coloured, printed, or dyed "	2,064,182	2,261,532	2,826,277	1,392,351	1,062,939	33,160	37,002	53,805	35,843	32,658
Total Piece goods	2,574,504	3,080,833	19,468,362	20,176,991	22,145,692	38,926	45,645	301,000	486,459	672,989
Handkerchiefs and shawls in the piece no.	11,424	13,865	204,237	62,667	14,424	183	228	4,059	1,680	440
Other sorts of manufactures value	—	—	—	—	—	587	1,115	1,566	835	283
Total cotton manufactures (including twist and yarn)	—	—	—	—	—	44,152	52,585	312,579	488,982	757,511
Haberdashery and Millinery "	—	—	—	—	—	1,350	380	624	221	69
Silk—										
Raw lb	2,185	1,172	1,043	3,686	5,207	851	378	542	1,566	2,901
Manufactures value	—	—	—	—	—	273	1,230	837	2,567	7,286
Woolen manufactures "	—	—	—	—	—	217	860	232	297	519
TOBACCO lb	339	337	139	538	9,830	57	97	11	46	630
TOYS AND REQUISITES FOR GAMES AND SPORTS, (INCLUDING FISHING TACKLE, OTHER THAN FIREARMS) value	—	—	—	—	—	244	579	351	285	564
WOOD AND TIMBER "	—	—	—	—	—	—	18	1,024	107	558
ALL OTHER ARTICLES OF MERCHANDISE "	—	—	—	—	—	3,010	3,948	4,262	1,851	3,740
GRAND TOTAL	—	—	—	—	—	86,341	124,124	422,677	681,644	855,171
GRAND TOTAL OF INDIAN AND FOREIGN MERCHANDISE	—	—	—	—	—	888,084	953,389	1,758,330	1,518,733	2,033,397

No. 13—continued

MASKAT TERRITORY AND TRUCIAL OMAN

IMPORTS THEREFROM

ARTICLES	QUANTITY					VALUE				
	1914-15	1915-16	1916-17	1917-18	1918-19	1914-15	1915-16	1916-17	1917-18	1918-19
FISH (excluding CANNED FISH)—						£	£	£	£	£
Fish, dry, unsalted . . . cwt	23,121	29,767	16,169	13,434	17,780	7,385	8,307	4,385	3,217	4,782
„ „ salted . . . „	7,647	12,900	12,610	9,396	5,600	7,351	12,612	9,313	8,881	5,347
Fishmaws and sharkfins „	3,691	3,286	2,817	2,258	3,451	10,169	8,238	3,511	3,327	5,422
Other sorts . . . „	26	14
Total Fish (excluding canned fish) „	34,385	46,033	31,596	25,088	26,840	24,919	29,157	17,209	15,425	15,551
FRUITS AND VEGETABLES—										
Fresh Fruits and Vegetables . . . value	—	—	—	—	—	1,500	2,178	1,955	2,439	3,005
Fruits and vegetables: dried, salted, or preserved—										
Dates . . . cwt	212,045	205,362	198,858	218,546	261,212	120,736	168,032	111,481	139,017	171,754
Other sorts . . . „	457	437	190	303	229	833	490	193	424	300
Total Fruits and Vegetables value	—	—	—	—	—	123,069	170,700	113,634	142,780	175,059
GRAIN, PULSE, AND FLOUR cwt	759	319	1,603	337	69	351	188	629	149	77
GUMS AND RESINS—										
Olibanum or frankincense „	5,226	8,112	8,625	6,812	5,590	4,062	5,444	5,442	4,384	4,151
Other sorts . . . „	66	77	38	108	35	98	95	73	180	53
Total Gums and Resins „	5,292	8,189	8,663	6,920	5,725	4,160	5,539	5,515	4,564	4,204
HAIR AND MANUFACTURES OF HAIR—										
Hair of all kinds . . . cwt	303	1,041	908	864	628	395	1,513	1,412	1,590	1,187
HIDES AND SKINS, RAW—										
Hides, raw . . . cwt	50	131	424	150	248	245	702	1,894	775	1,317
„ „ „ „ „ no.	=1,041	=1,848	=4,698	=2,656	=3,525					
Skins, raw . . . cwt	784	1,385	2,065	1,201	951	3,175	7,231	16,064	6,304	7,402
„ „ „ „ „ no.	=56,851	=71,752	=132,759	=102,308	=99,165					
Total Hides and Skins, raw . . . cwt	834	1,466	2,489	1,350	1,199	3,420	7,933	17,958	7,079	8,800
„ „ „ „ „ no.	=57,892	=73,600	=137,457	=104,964	=102,690					
MATS AND MATTING sq. yds.	90,012	104,386	131,844	861,524	1,116,478	387	522	394	2,250	2,057
METALS AND ORES tons	11	0	2	14	80	399	408	143	371	1,506
PAINTS AND PAINTER'S MATERIALS value	—	—	—	—	—	1,001	2,342	2,000	979	493
PRECIOUS STONES AND PEARLS, UNSET „	—	—	—	—	—	12,433	45,480	886	42,643	39,353
PROVISIONS AND OILMAN'S STORES—										
Ghi . . . lb	31,587	149,092	101,938	26,252	1,264	1,072	5,504	4,030	1,076	75
Other sorts of provisions value	—	—	—	—	—	76	218	221	150	67
Total Provisions and Oilman's stores „	—	—	—	—	—	1,148	5,812	4,251	1,223	142
SHELLS AND COWRIES—										
Shells (chanks, sankhll, large ornamental shells, cowries, mother-of-pearl shells, and oyster shells) . . . cwt	705	1,586	1,869	160	151	1,455	3,935	3,570	182	320
Others . . . value	—	—	—	—	—	47	30	287	850	62
Total Shells and Cowries „	—	—	—	—	—	1,502	3,965	3,857	612	382
STONE AND MARBLE . cwt	51,615	38,019	17,304	14,420	15,770	1,504	1,133	588	577	714
TEXTILES—										
COTTON—										
Manufactures—										
Piece goods—										
Coloured, printed or dyed yds	3,818	4,014	874	17,249	97,568	41	37	18	214	2,404
Wool, raw lb	164,612	136,585	133,896	183,726	132,974	2,696	2,413	2,392	3,666	3,670
ARTICLES IMPORTED BY POST value	—	—	—	—	—	171	145	341	107	1,841
ALL OTHER ARTICLES OF MERCHANDISE „	—	—	—	—	—	1,716	2,758	1,907	3,850	3,294
GRAND TOTAL .	—	—	—	—	—	179,432	272,915	173,222	227,101	253,352

MASKAT TERRITORY AND TRUCIAL OMAN

(290)

No. 13—continued

MASKAT TERRITORY AND TRUCIAL OMAN—continued

EXPORTS THERETO

INDIAN MERCHANDISE

ARTICLES	QUANTITY					VALUE				
	1914-15	1915-16	1916-17	1917-18	1918-19	1914-15	1915-16	1916-17	1917-18	1918-19
						£	£	£	£	£
ANIMALS, LIVING . . . no.	1,048	457	539	435
APPAREL (INCLUDING DRAPERY, UNIFORMS, ACCOUTREMENTS, BUT EXCLUDING HOSIERY AND BOOTS AND SHOES) value	—	—	—	—	—	1,110	111	169	573	1,267
BUILDING AND ENGINEERING MATERIALS	—	—	—	—	—	572	616	540	22	365
CANDLES OF ALL KINDS . . . lb	284	518	350	3,731	26,235	6	11	7	104	727
COFFEE cwt	3,579	3,173	11,070	16,764	8,523	10,525	10,371	35,787	37,142	31,111
COIR, MANUFACTURED (EXCLUDING ROPE) . . . "	292	324	483	933	2,523	229	320	344	677	1,656
CORDAGE AND ROPE OF VEGETABLE FIBRE (EXCLUDING JUTE AND COTTON) . . . "	196	296	361	225	1,077	147	307	269	146	1,098
DRUGS AND MEDICINES (EXCLUDING CHEMICALS AND NARCOTICS) . . . value	—	—	—	—	—	613	178	537	321	831
DYEING AND TANNING SUBSTANCES—										
Indigo cwt	3	7	112	90	54	30	213	3,911	2,157	1,444
Turmeric "	1,581	1,617	1,515	10,169	5,727	1,346	1,412	1,404	11,316	7,228
Other sorts "	2	14	12	13	16	2	14	8	9	11
Total Dyeing and Tanning substances . . . "	1,586	1,638	1,639	10,272	5,797	1,378	1,639	5,323	13,482	8,683
FODDER, BRAN, AND POLLARDS (excluding oilcake) value	—	—	—	—	—	411	603	519	628	527
FRUITS AND VEGETABLES—										
Fresh fruits and vegetables value	—	—	—	—	—	1,304	891	1,408	767	686
Fruits and vegetables: dried, salted, or preserved, all sorts cwt	1,407	794	1,570	666	2,032	769	369	810	354	1,181
Total Fruits and Vegetables . . . value	—	—	—	—	—	2,133	1,260	2,218	1,121	1,867
GRAIN, PULSE, AND FLOUR—										
Barley cwt	1,344	2,609	3,401	19,140	4,006	371	817	2,956	7,046	1,712
Gram "	719	1,734	3,237	3,441	4,099	246	664	1,315	1,463	2,270
Jawar and bājra "	52,625	63,236	34,537	19,300	3,073	18,389	20,123	10,846	6,674	1,439
Maise "	389	1,189	1,944	1,027	120	116	299	770	308	52
Pulse "	1,841	1,638	1,750	1,523	1,123	838	824	834	798	716
Rice, not in the husk "	336,097	500,012	586,410	521,322	601,490	177,058	250,405	202,285	256,799	410,877
" flour "	1,156	1,206	1,263	1,022	1,042	516	532	566	469	655
Wheat "	17,397	34,840	50,561	65,840	21,583	7,139	15,322	22,338	31,362	13,805
" flour "	16,529	10,634	14,651	12,701	5,891	7,612	5,625	7,355	7,546	4,685
Other sorts "	1	13	301	17	552	..	8	161	9	282
Total Grain, Pulse, and Flour . . . "	423,599	617,421	703,155	646,339	642,994	212,435	294,669	330,426	311,466	436,493
HARDWARE AND CUTLERY, INCLUDING PLATED WARE . . . value	—	—	—	—	—	710	425	700	464	586
METALS AND ORES—										
Copper—										
Wrought—										
Sheets and other manufactures cwt	324	20	36	5	6	1,324	106	199	35	25
Iron or steel—										
Nails, screws, rivets, and washers tons	27	45	46	34	23	436	657	1,098	1,447	1,013
Other manufactures "	19	27	13	8	37	314	378	308	221	401
Total iron or steel "	46	72	59	42	60	750	1,035	1,406	1,668	1,414
Others "	1	..	3	105	77	113	58	13
Total Metals and ores "	53	72	63	43	62	2,179	1,218	1,718	1,756	1,452

No. 13—continued

MASKAT TERRITORY AND TRUCIAL OMAN—continued

EXPORTS THERETO—continued

INDIAN MERCHANDISE—continued

ARTICLES	QUANTITY					VALUE				
	1914-15	1915-16	1916-17	1917-18	1918-19	1914-15	1915-16	1916-17	1917-18	1918-19
OILS—						£	£	£	£	£
Animal gals.	2,056	32	..	7,028	22,881	178	4	..	635	2,169
Essential "	300	53	25	48	86	223	46	80	79	37
MINERAL—										
Kerosene "	104	..	25,776	5	..	1,681
Vegetable, non-essential—										
Sesamum (til or jinjili) "	63,599	48,284	69,842	68,813	27,304	8,340	5,437	8,366	8,504	4,015
Other sorts "	4,741	2,408	3,813	4,832	2,988	623	814	527	725	495
Total Vegetable, non-essential "	68,340	50,692	73,655	73,145	30,292	8,963	5,751	8,893	9,229	4,510
TOTAL OILS "	70,696	50,777	73,759	80,221	70,035	9,384	5,801	8,928	9,943	8,377
PROVISIONS AND OILMAN'S STORES—										
Ghi lb	65,022	1,316	110,423	61,674	70,725	3,583	42	5,037	2,512	4,104
Other sorts of provisions cwt	287	319	1,292	710	904	614	287	637	534	1,080
Total Provisions and oilman's stores value	—	—	—	—	—	4,197	329	5,674	3,046	5,185
SEEDS—										
Oil-seeds—										
Essential—										
Cumin cwt	1,508	2,188	2,719	1,485	1,786	2,707	4,475	4,920	3,016	3,645
Othersorts "	546	421	573	382	632	477	328	513	347	540
Total Seeds, essential "	2,054	2,609	3,292	1,867	2,418	3,184	4,803	5,433	3,363	4,186
Vegetable, non-essential—										
Copra or coconut kernel	65	164	53	817	512	121	294	75	467	808
Groundnuts "	1,230	1,212	1,750	1,163	877	703	687	1,007	676	512
Sesamum (til or jinjili) "	3,387	1,763	1,552	665	844	2,519	1,320	1,145	522	854
Other sorts "	281	949	730	664	602	77	243	200	195	228
Total seeds, non-essential "	4,963	4,088	4,085	2,809	2,835	3,420	2,544	2,427	1,860	2,402
Other than oil-seeds. "	1	4	3	2	4	4
Total Seeds "	7,018	6,697	7,377	4,680	5,156	6,606	7,347	7,860	5,227	6,592
SPICES—										
Cardamoms lb	7,937	17,461	9,393	38,452	52,957	1,163	1,673	770	2,910	3,180
Ginger "	41,356	25,312	32,958	68,798	23,735	561	343	497	1,018	381
Pepper "	102,878	96,992	78,512	121,176	298,751	2,360	2,219	2,068	3,022	3,305
Other sorts "	31,882	30,438	32,746	33,462	81,185	393	387	244	494	516
Total Spices "	184,033	170,203	153,609	281,888	406,628	4,477	4,622	3,703	7,444	12,382
SUGAR—										
Sugar, 16 Dutch standard and above cwt	511	520	592	1,404	2,272	513	661	895	2,492	4,231
Sugar, 15 Dutch standard and below "	289	286	207	74	326	216	199	179	69	228
Confectionery "	..	2	11	..	1	..
Total Sugar "	800	808	799	1,478	2,598	729	871	1,074	2,562	4,459
TALLOW AND STEARINE, (INCLUDING GREASE AND ANIMAL FAT) "	624	547	1,530	1,104	1,760	1,168	965	3,008	2,056	2,883
TBA, BLACK lb	586	28,709	24,092	371,441	894,480	22	1,605	1,157	16,055	48,891
TEXTILES—										
Cotton—										
Raw cwt	467	49	20	247	3	658	54	44	793	16

MASKAT TERRITORY AND TRUCIAL OMAN

(292)

No. 13—continued

MASKAT TERRITORY AND TRUCIAL OMAN—continued

EXPORTS THERETO—continued

INDIAN MERCHANDISE—concluded

ARTICLES	QUANTITY					VALUE				
	1914-15	1915-16	1916-17	1917-18	1918-19	1914-15	1915-16	1916-17	1917-18	1918-19
TEXTILES—continued						£	£	£	£	£
Cotton—continued										
Twist and yarn . . . lb	253,402	349,746	285,614	184,006	133,541	11,513	10,465	10,973	9,977	12,342
Manufactures— Handkerchiefs and shawls in the pieces	no.	4,260	6,423	36,984	34,802	..	76	290	1,770	2,559
Piece goods—										
Grey (unbleached) yards	932,978	1,169,185	1,427,654	1,189,140	1,259,122	9,104	10,906	17,077	19,772	31,635
White (bleached) . . . "	..	18,283	11,270	67,073	96,920	..	389	127	1,473	2,460
Coloured, printed, or dyed . . . "	439,517	663,252	1,898,208	2,549,668	2,111,726	5,905	9,045	30,338	59,885	63,642
Total Piece goods . . . "	1,372,495	1,841,720	3,337,132	3,805,881	3,467,768	15,009	20,340	47,542	81,130	97,737
Other sorts of manufac- tures . . . value	—	—	—	—	—	906	1,554	2,416	2,441	2,041
Total Cotton manufactures including twist and yarn) . . . "	—	—	—	—	—	27,428	32,435	61,211	95,318	114,679
Hemp (chiefly Sansa), raw . cwt	978	1,693	1,928	1,157	1,189	1,070	1,861	2,517	1,376	1,578
Jute—										
Manufactures—										
Gunny bags . . . no.	112,890	187,150	155,800	112,814	171,100	2,625	4,581	3,788	3,848	7,302
Other kinds . . . value	—	—	—	—	—	230	184	208	102	280
Total Jute Manufactures . . . "	—	—	—	—	—	2,855	4,765	3,996	3,950	7,582
TOBACCO . . . lb	67,723	33,448	70,434	32,318	61,777	1,136	595	1,338	1,239	1,411
WOOD AND TIMBER—										
Wood—										
Ornamental wood . . . value	—	—	—	—	—	398	214	499	97	374
Manufactures of wood, other than furniture and cabinet ware . . . "	—	—	—	—	—	386	691	342	189	553
Other kinds . . . "	—	—	—	—	—	823	331	838	529	1,467
Total Wood and Timber . . . "	—	—	—	—	—	1,567	1,236	1,679	815	2,393
ALL OTHER ARTICLES OF MERCHANDISE . . . "	—	—	—	—	—	2,482	919	1,472	1,981	4,422
GRAND TOTAL . . . "	—	—	—	—	—	296,795	375,598	491,223	519,707	707,598

FOREIGN MERCHANDISE

ARTICLES	QUANTITY					VALUE				
	1914-15	1915-16	1916-17	1917-18	1918-19	1914-15	1915-16	1916-17	1917-18	1918-19
APPAREL (INCLUDING DRA- PERY, UNIFORMS, ACCOUTREMENTS, BUT EX- CLUDING HOSIERY AND BOOTS AND SHOES) . . . value	—	—	—	—	—	338	218	345	729	1,358
CHEMICALS AND CHEMICAL PREPARATIONS (EXCLUD- ING CHEMICAL MANURES AND MEDICINES) . . . "	—	—	—	—	—	168	169	539	1,184	521
COFFEE . . . cwt	4,252	4,451	2,468	9,243	3,478	12,143	14,292	7,507	30,150	12,919
DRUGS AND MEDICINES (EXCLUDING CHEMICALS AND NARCOTICS) . . . value	—	—	—	—	—	1,318	1,234	1,246	1,999	1,208
DYEING AND TANNING SUBSTANCES—										
Dyes obtained from Coal tar—										
Aniline . . . lb	3,290	512	232	81
Saffron . . . "	3,830	1,172	4,527	3,359	3,934	808	373	1,211	1,383	1,500
Other sorts . . . cwt	47	21	6	524	41	40
Total Dyeing and Tanning substances . . . "	111	36	40	30	41	1,564	446	1,211	1,383	1,540

No. 13—continued

MASKAT TERRITORY AND TRUCIAL OMAN—continued

EXPORTS THERETO—continued

FOREIGN MERCHANDISE—continued

ARTICLES	QUANTITY					VALUE				
	1914-15	1915-16	1916-17	1917-18	1918-19	1914-15	1915-16	1916-17	1917-18	1918-19
						\$	£	£	£	£
EARTHENWARE AND PORCELAIN (EXCLUDING PIPES OF EARTHENWARE) . . . value	—	—	—	—	—	1,146	622	1,805	1,402	1,460
GLASS AND GLASSWARE . . . "	—	—	—	—	—	914	588	761	948	1,948
GRAIN, PULSE AND FLOUR. cwt	..	774	420
GUMS AND RESINS . . . "	480	297	607	415	816	942	525	1,244	834	1,702
HARDWARE (EXCLUDING CUTLERY AND ELECTRO-PLATED WARE) . . . value	—	—	—	—	—	1,259	858	1,071	594	2,428
LIQUORS . . . gals.	1,104	1,709	5,824	2,718	2,621	447	589	2,854	1,743	1,566
MATCHES . . . gross of boxes	24,990	29,473	26,440	17,180	49,787	1,537	1,589	1,656	1,472	5,152
METALS AND ORES—										
Copper . . . cwt	41	1	85	..	3	176	8	375	..	23
Iron or steel . . . tons	57	38	35	36	36	971	580	724	717	758
Tin . . . cwt	37	15	77	1	45	392	125	680	13	480
Others . . . tons	11	..	4	1	..	384	2	178	59	18
Total Metals and ores . . . "	72	39	47	37	39	1,923	710	1,937	788	1,279
OILS . . . gals.	3,662	1,126	9,175	123	16,622	197	69	433	23	1,016
PAPER AND PASTE BOARD . . . value	—	—	—	—	—	276	303	712	985	1,255
PERFUMERY (not being PERFUMED SPIRITS) . . . "	—	—	—	—	—	784	51	32	16	7
PRECIOUS STONES AND PEARLS, UNSET . . . "	—	—	—	—	—	4,534	443	4,842	187	..
PROVISIONS AND OILMAN'S STORES . . . cwt	358	261	280	239	514	1,360	893	1,046	995	963
SOAP . . . "	606	386	515	607	445	607	376	604	900	957
SPICES . . . lb	6,085	17,133	30,209	13,129	16,542	164	427	756	399	513
SUGAR—										
Sugar, 16 Dutch standard and above . . . cwt	17,009	17,882	19,054	37,405	30,936	13,289	18,375	21,879	47,446	38,647
Other sorts . . . value	—	—	—	—	—	101	28	41	39	52
Total Sugar . . . "	—	—	—	—	—	13,390	18,403	21,920	47,485	38,699
TEA, BLACK . . . lb	51,118	172,293	117,769	98,984	207,414	2,622	8,870	6,143	5,004	12,287
.. GREEN . . . "	225	8	..
Total Tea . . . "	51,118	172,293	117,769	99,159	207,414	2,622	8,870	6,143	5,012	12,287
TEXTILES—										
Cotton—										
Manufactures—										
Twist and yarn . . . "	41,700	32,100	17,720	14,000	83,298	2,235	1,980	1,160	1,458	7,889

MASKAT TERRITORY AND TRUCIAL OMAN
OTHER NATIVE STATES IN ARABIA No. 13—continued

(294)

MASKAT TERRITORY AND TRUCIAL OMAN—concluded

EXPORTS THERETO—concluded

FOREIGN MERCHANDISE—concluded

ARTICLES	QUANTITY					VALUE				
	1914-15	1915-16	1916-17	1917-18	1918-19	1914-15	1915-16	1916-17	1917-18	1918-19
TEXTILES—continued						£	£	£	£	£
Cotton—continued										
Manufactures—continued										
Piece goods—										
Grey (unbleached) yards	279,398	331,886	1,262,922	1,053,757	1,446,315	2,633	3,405	18,462	18,738	45,597
White (bleached) . . .	1,531,998	1,724,493	2,588,597	1,274,600	1,586,031	18,006	18,833	34,009	22,251	30,307
Coloured, printed, or dyed . . .	4,522,697	3,621,574	5,582,748	3,793,438	2,293,771	67,979	54,468	91,600	95,744	76,497
Fents of all descriptions	60	9,270	1,120	1,400	..	1	118	33	26
Total Piecegoods . . .	6,334,093	5,678,018	9,423,537	6,122,965	5,927,517	68,678	76,707	144,189	136,761	161,487
Handkerchiefs and shawls in the piece . no.	25,320	35,379	36,467	6,254	18,762	493	633	1,105	265	598
Other sorts of manufactures . value	—	—	—	—	—	506	1,076	973	235	715
Total Cotton manufactures (including twist and yarn) . . .	—	—	—	—	—	91,912	80,401	147,433	138,714	170,689
Haberdashery and millinery . . .	—	—	—	—	—	2,376	443	757	1,459	143
Silk—										
Raw . . . lb	4,793	2,953	1,339	1,464	1,435	1,722	1,101	400	711	824
Manufactures—										
Piece goods . . . yards	73,897	12,324	24,325	14,921	31,591	4,942	692	1,541	1,065	2,718
Other sorts . . . value	—	—	—	—	—	242	83	126	13	508
Total Silk manufactures . . .	—	—	—	—	—	5,184	775	1,667	1,078	3,226
TOBACCO . . . lb	5,637	5,999	4,509	3,638	11,381	630	520	547	763	2,335
ALL OTHER ARTICLES OF MERCHANDISE . value	—	—	—	—	—	1,611	1,409	1,327	1,150	1,458
GRAND TOTAL . . .	—	—	—	—	—	151,018	136,598	208,182	243,090	207,453
GRAND TOTAL OF INDIAN AND FOREIGN MERCHANDISE . . .	—	—	—	—	—	447,813	512,196	697,405	762,797	974,961

OTHER NATIVE STATES IN ARABIA

IMPORTS THEREFROM

ARTICLES	QUANTITY					VALUE				
	1914-15	1915-16	1916-17	1917-18	1918-19	1914-15	1915-16	1916-17	1917-18	1918-19
ANIMALS LIVING—						£	£	£	£	£
Horses	54	13	..	14	..	1,080	259	..	280	..
FISH (excluding CANNED FISH)—										
Fish, dry, salted . . . cwt	476	790	2,183	577	1,092	397	521	1,352	839	609
Fishmaws and sharkfins . . .	2,215	1,142	781	398	439	6,229	3,563	1,144	731	808
Fish, other sorts . . .	2,536	763	172	1	..	974	193	44
Total Fish (excluding canned fish) . . .	5,227	2,695	3,136	976	1,531	7,600	4,277	2,540	1,570	1,477
FRUITS AND VEGETABLES—										
Fruits and vegetables: dried, salted, or preserved—										
Dates . . .	23,951	19,538	13,826	12,379	6,699	9,743	8,382	6,383	5,647	4,033
Other sorts	15	..	35	59	..	26	..
Total Fruits and vegetables: dried, etc. . .	23,951	19,553	13,826	12,414	6,699	9,743	8,441	6,383	5,673	4,033

No. 13—continued

OTHER NATIVE STATES IN ARABIA—continued

IMPORTS THEREFROM—continued

ARTICLES	QUANTITY					VALUE				
	1914-15	1915-16	1916-17	1917-18	1918-19	1914-15	1915-16	1916-17	1917-18	1918-19
GRAIN, PULSE, AND FLOUR—						£	£	£	£	£
Wheat cwt	15,858	66	7,885	33
GUMS AND RESINS—										
Olibanum or frankincense "	2,830	1,518	3,954	5,781	816	2,166	803	2,365	4,369	656
Other sorts "	34	264	192	478	9	16	192	220	636	5
Total Gums and Resins "	2,864	1,780	4,146	6,259	825	2,182	1,085	2,585	5,001	661
HIDES AND SKINS, RAW { cwt =110.	218 =12,380	216 =11,512	293 =13,392	14 =140	1 =7	836	680	1,018	43	2
METALS AND ORES—										
Tin—										
Unwrought (blocks, ingots, bars, and slabs) cwt	..	25	312
Other metals "	1,929	160	480	520	300	753	505	1,522	1,725	663
Total Metals (excluding ores), tons	96	9	24	26	15	753	717	1,522	1,725	663
PRECIOUS STONES AND PEARLS, UNSET value	—	—	—	—	—	2,667	19,888	38,337	18,067	3,700
TEXTILES—										
Wool, raw lb	18,502	345,508	400,792	443	8,687	12,134
ARTICLES IMPORTED BY POST value	—	—	—	—	—	6	6	86	77	11
ALL OTHER ARTICLES OF MERCHANDISE "	—	—	—	—	—	1,917	2,868	3,577	3,148	1,427
GRAND TOTAL "	—	—	—	—	—	35,112	46,915	68,182	35,583	12,021

EXPORTS THERETO

INDIAN MERCHANDISE

ARTICLES	QUANTITY					VALUE				
	1914-15	1915-16	1916-17	1917-18	1918-19	1914-15	1915-16	1916-17	1917-18	1918-19
COFFEE cwt	10,443	8,621	18,591	22,238	14,188	34,036	28,900	57,407	72,274	48,284
COIR, MANUFACTURED (EXCLUDING ROPE) "	3,317	3,520	3,151	6,833	4,075	2,017	1,926	1,635	4,053	2,610
CORDAGE AND ROPE OF VEGETABLE FIBRE (EXCLUDING JUTE AND COTTON) "	4,452	4,015	3,799	2,697	3,648	3,200	3,228	2,281	1,540	1,817
DYEING AND TANNING SUBSTANCES—										
Turmeric "	1,226	1,561	1,520	1,652	1,918	989	1,980	1,595	2,344	2,123
Other sorts "	251	53	28	46	13	348	35	857	2,048	56
Total Dyeing and Tanning substances cwt	1,477	1,619	1,548	1,698	1,931	1,337	1,415	2,452	4,392	2,179
Fruits and vegetables: dried, salted, or preserved cwt	11,877	11,566	19,833	10,031	11,457	5,953	6,270	10,231	5,167	4,529
Other sorts value	—	—	—	—	—	263	391	890	253	100
Total Fruits and vegetables value	—	—	—	—	—	6,215	6,661	10,621	5,425	4,629
FURNITURE AND CABINETWARE "	—	—	—	—	—	427	293	564	309	998

No. 13—continued
OTHER NATIVE STATES IN ARABIA—continued
EXPORTS THERETO—continued

INDIAN MERCHANDISE—continued

ARTICLES	QUANTITY					VALUE				
	1914-15	1915-16	1916-17	1917-18	1918-19	1914-15	1915-16	1916-17	1917-18	1918-19
GRAIN, PULSE, AND FLOUR—						£	£	£	£	£
Barley cwt			8,295	52,512	374			3,195	10,193	177
Jawar and bajra "	101,136	169,105	109,472	20,648	40,739	35,791	55,358	37,902	7,658	22,211
Maise "	341	5,212	3,234	360	325	113	1,626	1,174	155	493
Pulse "	470	270	8,884	1,734	1,946	231	140	4,053	1,062	1,368
Rice, not in the husk "	171,814	173,484	288,981	444,453	139,552	84,325	83,092	143,244	222,093	89,868
Wheat "	3,180	5,943	37,059	188,984	3,584	1,513	8,045	15,701	89,718	1,891
" flour "	2,433	1,874	6,769	2,552	903	1,267	1,069	5,096	1,624	726
Other sorts "	2,467	210	649	517	1,527	680	90	291	209	894
Total Grain, Pulse, and Flour "	281,841	356,098	485,333	711,760	189,256	123,920	144,620	210,656	341,712	117,583
HARDWARE AND CUTLERY, INCLUDING PLATED WARE value						170	105	551	113	521
MANURES tons	50	23	56	42	..	233	144	528	66	..
METALS AND ORES—										
Iron or steel tons	45	21	57	35	56	700	341	1,543	1,507	2,326
Others "	3	3	1	387	327	83	37	12
Total Metals and Ores tons	48	24	58	35	56	1,087	668	1,626	1,544	2,338
OILS—										
Animal gals.	552	..	186	31,623	81,544	56	..	17	1,625	5,160
Mineral "	52	400	2,900	7	20	152
Vegetable, non-essential—										
Sesamum (Til or Jinjili) "	8,081	1,729	8,119	8,708	4,727	993	213	963	1,111	633
Other sorts "	3,400	2,427	1,699	362	1,235	405	341	238	46	296
Total Vegetable, non-essential "	11,481	4,156	9,818	9,070	5,962	1,398	554	1,201	1,157	847
Total Oils "	12,033	4,156	10,036	41,092	91,306	1,454	554	1,225	2,802	6,108
PROVISIONS AND OILMAN'S STORES value						95	129	1,783	1,558	240
SEEDS—										
Essential "	79	88	267	43	296	68	168	418	67	346
Vegetable, non-essential—										
Groundnuts "	1,263	1,280	1,759	1,239	2,001	679	749	982	645	1,541
Sesamum (til or jinjili) "	6,991	7,771	10,748	3,578	3,358	5,273	6,059	3,642	2,320	3,140
Other sorts "	18	5	1	46	..	31	6	1	51	..
Other than oil seeds "	85	..	36	..	27	14	..	49	..	47
Total Seeds "	8,436	9,144	12,806	4,906	5,682	6,065	6,982	10,092	3,612	5,074
SPICES—										
Cardamoms lb	11,600	10,264	19,365	132,276	63,834	1,711	1,203	2,258	11,291	4,261
Ginger "	134,764	157,472	318,274	19,489	139,273	1,263	1,800	4,136	244	1,951
Pepper "	90,636	113,596	129,164	79,576	168,812	1,621	2,657	3,419	2,192	4,662
Other sorts "	5,600	15,302	18,064	8,792	5,516	46	144	157	104	146
Total Spices "	242,600	296,634	479,867	239,932	377,435	4,641	5,804	9,970	13,631	11,020
SUGAR—										
Sugar, 16 Dutch standard and above cwt	678	514	2,092	825	1,364	665	640	2,989	1,180	1,942
Sugar, 15 Dutch standard and below "	8,995	8,911	16,352	2,311	1,684	5,252	5,893	10,676	1,261	1,965
Confectionery "	21	..	1	67	..	3
Total Sugar "	8,773	9,425	18,465	3,136	3,049	5,917	6,542	13,732	2,301	3,911
TALLOW AND STEARINE (INCLUDING GREASE AND ANIMAL FAT) "	452	341	1,343	1,167	1,434	655	559	2,401	2,118	2,097
TEA, BLACK lb	390,190	731,336	204,477	1,676,232	857,046	14,616	34,229	14,924	75,989	47,519

No. 13—continued
OTHER NATIVE STATES IN ARABIA—continued
EXPORTS THERETO—continued

INDIAN MERCHANDISE—concluded

ARTICLES	QUANTITY					VALUE				
	1914-15	1915-16	1916-17	1917-18	1918-19	1914-15	1915-16	1916-17	1917-18	1918-19
TEXTILES—						£	£	£	£	£
Cotton—										
Raw . . . cwt	684	128	108	178	169	681	92	202	566	818
Waste(a) . . . "	—	—	—	—	1,172	—	—	—	—	2,233
Twist and yarn . . . lb	79,450	104,436	1,193,012	262,800	163,212	8,046	8,676	42,206	11,171	12,417
Manufactures—										
Piece goods—										
Grey (unbleached) . yards	47,250	213,818	2,723,011	549,830	193,760	492	2,031	29,427	7,717	4,803
White (bleached) . . . "	17,000	10,400	760	299	213	35
Coloured, printed, or dyed . . . "	157,680	1,004,884	4,059,291	3,198,605	1,079,759	2,211	11,654	69,600	68,468	29,503
Total Piece goods . . . "	204,930	1,218,702	6,799,902	3,758,335	1,274,279	2,703	13,685	93,326	71,393	34,341
Thread, sewing . . . "	500	4,952	7,351	1,884	2,523	23	353	747	171	228
Other sorts of manufactures . . . value	—	—	—	—	—	575	318	719	967	1,333
Total cotton manufactures (including twist and yarn) . . . "	—	—	—	—	—	6,347	18,032	130,998	83,702	48,319
Jute manufactures . . . value	—	—	—	—	—	410	880	408	829	448
TOBACCO . . . lb	17,715	139,332	138,032	153,335	89,842	271	2,180	2,810	2,836	1,573
WOOD AND TIMBER—										
Timber, other than railway sleepers—										
Teak wood . . . cubic tons	12	323	410	137	532	210	1,286	2,029	753	2,920
Other timber . . . "	300	695	934	395	1,518	857	1,983	2,865	1,221	4,798
Wood—										
Firewood . . . tons	239	84	108	33	1,403	210	80	132	51	2,085
Ornamental wood . . . value	—	—	—	—	—	63	62	128	3	..
Manufactures of wood, other than furniture and cabinet ware . . . "	—	—	—	—	—	90	340	223	83	146
Total Wood and timber . . . "	—	—	—	—	—	1,480	3,751	5,377	2,111	9,830
ALL OTHER ARTICLES OF MERCHANDISE . . . "	—	—	—	—	—	5,402	2,336	2,913	5,835	4,867
GRAND TOTAL . . . "	—	—	—	—	—	321,526	269,730	490,702	629,592	825,703

EXPORTS THERETO

FOREIGN MERCHANDISE

ARTICLES	QUANTITY					VALUE				
	1914-15	1915-16	1916-17	1917-18	1918-19	1914-15	1915-16	1916-17	1917-18	1918-19
APPAREL (INCLUDING DRAPERY, UNIFORMS, ACCOUTREMENTS, BUT EXCLUDING HOSIERY AND BOOTS AND SHOES) . . . value	—	—	—	—	—	£	£	£	£	£
						3,037	3,707	5,086	2,397	2,234
BUILDING AND ENGINEERING MATERIALS . . . "	—	—	—	—	—	60	555	540	102	604
CHEMICALS AND CHEMICAL PREPARATIONS (EXCLUDING CHEMICAL MANURES AND MEDICINES) . . . "	—	—	—	—	—	90	159	1,444	213	254
DRUGS AND MEDICINES (EXCLUDING ORNITHALS AND NARCOTICS) . . . "	—	—	—	—	—	286	304	571	164	586

(a) Separately recorded from December 1918

OTHER NATIVE STATES IN ARABIA—concluded

EXPORTS THERETO—concluded

FOREIGN MERCHANDISE—continued—

ARTICLES	QUANTITY					VALUE				
	1914-15	1915-16	1916-17	1917-18	1918-19	1914-15	1915-16	1916-17	1917-18	1918-19
						£	£	£	£	£
earthenware and porcelain (excluding pipes of earthenware) . value	—	—	—	—	—	860	532	1,113	1,327	415
fruits and vegetables ..	—	—	—	—	—	68	2	..	215	579
glass and glassware ..	—	—	—	—	—	761	195	806	1,676	886
hardware (excluding cutlery and electro-plated ware) ..	—	—	—	—	—	2,212	302	1,592	285	1,491
matches . gross of boxes	9,955	21,725	32,270	26,250	83,375	711	1,238	2,389	3,188	4,018
METALS AND ORES—										
Copper cwt	93	487	433	4,459
Iron or steel tons	96	66	62	42	45	1,243	916	2,093	1,625	2,107
Tin cwt	8	6	177	91	47	1,590
Others tons	..	3	220	55	14	5
TOTAL METALS AND ORES	101	69	101	42	69	1,772	1,183	4,338	1,640	6,571
OILS gals.	2,299	16,358	125,029	254	10	128	686	6,158	42	5
PAPER AND PAPERBOARD value	—	—	—	—	—	101	90	515	351	221
PRECIOUS STONES AND PEARLS, UNSLT ..	—	—	—	—	—	11,100	..	200	687	..
PROVISIONS AND OILMANS' STORES ..	—	—	—	—	—	124	46	227	316	660
SUGAR—										
Sugar, 16 Dutch standard and above cwt	13,956	16,807	32,803	42,633	29,103	12,333	17,306	39,098	55,145	36,461
TEA, BLACK lb	22,210	13,515	11,918	6,500	..	1,091	697	592	433	..
TEXTILES—										
Cotton—										
Twist and yarn	55,200	3,600	2,040	..	2,474	3,297	222	105	..	160
Manufactures—										
Piece goods—										
Grey (unbleached) yards	54,225	3,850	1,063,223	2,012,200	1,176,600	508	32	19,509	40,258	41,208
White (bleached) ..	182,812	261,739	1,109,609	783,155	569,120	1,682	2,281	14,991	14,285	19,470
Coloured, printed, or dyed ..	883,596	1,863,369	2,387,688	1,202,559	671,324	12,578	25,571	35,935	25,392	22,203
Fents of all descriptions	200	8
Total Piece goods	1,120,633	2,128,958	4,510,720	3,947,914	2,617,044	14,768	27,884	70,438	79,935	82,881
Handkerchiefs and Shawls in the piece no.	2,400	120	22,872	49,684	6,542	87	3	901	2,892	548
Other sorts of manufactures value	—	—	—	—	—	120	289	487	958	300
Total Cotton manufactures (including twist and yarn) ..	—	—	—	—	—	18,272	28,398	71,884	83,185	83,889
Haberdashery and Millinery	—	—	—	—	—	598	10	25	22	..
WOOD AND TIMBER	—	—	—	—	—	..	53	598	10	328
ALL OTHER ARTICLES OF MERCHANDISE ..	—	—	—	—	—	1,543	1,290	2,198	1,763	2,080
GRAND TOTAL	—	—	—	—	—	55,087	56,700	139,470	153,191	141,232
GRAND TOTAL OF INDIAN AND FOREIGN MERCHANDISE value	—	—	—	—	—	276,613	326,430	630,172	782,783	406,035

No. 13—continued
BAHREIN ISLANDS
IMPORTS THEREFROM

ARTICLES	QUANTITY					VALUE				
	1914-15	1915-16	1916-17	1917-18	1918-19	1914-15	1915-16	1916-17	1917-18	1918-19
FRUITS AND VEGETABLES— Fruits and vegetables: dried, salted, or pre- served— Dates cwt	27,841	34,211	24,986	27,080	7,286	£ 12,857	£ 15,339	£ 11,894	£ 13,382	£ 4,620
HIDES AND SKINS, RAW { cwt 657 =no. =26,800	657	655	423	176	188	1,800	2,034	1,293	666	803
PRECIOUS STONES AND PEARLS, UNSET . . . value	—	—	—	—	—	100,160	186,060	215,427	314,330	186,173
ARTICLES IMPORTED BY POST value	—	—	—	—	—	116	3,100	195	228	829
ALL OTHER ARTICLES OF MERCHANDISE "	—	—	—	—	—	2,111	2,686	2,003	1,598	1,408
GRAND TOTAL "	—	—	—	—	—	116,653	200,309	230,002	330,204	193,517

EXPORTS THERETO

INDIAN MERCHANDISE

ARTICLES	QUANTITY					VALUE				
	1914-15	1915-16	1916-17	1917-18	1918-19	1914-15	1915-16	1916-17	1917-18	1918-19
APPAREL (INCLUDING DRAPERY, UNIFORMS, AND ACCOUTREMENTS, BUT EXCLUDING HO- SIEY AND BOOTS AND SHOES) value	—	—	—	—	—	300	46	185	249	3,077
BOOKS, PRINTED, AND PRINT- ED MATTER (NOT BRING STATIONERY) INCLUDING MAPS AND CHARTS . . . cwt	19	356	47	21	45	135	1,320	240	154	590
BOOTS AND SHOES . . . pairs	340	40	2,478	4,368	6,899	78	4	215	345	730
CANDLES OF ALL KINDS . lbs	12,067	9,735	15,497	27,603	16,230	219	184	410	881	592
CHEMICALS AND CHEMICAL PREPARATIONS (EXCLUDING CHEMICAL MANURES AND MEDICINES) value	—	—	—	—	—	418	16	983	4	128
COFFEE cwt	4,880	6,401	17,741	20,247	17,213	17,089	21,646	66,214	76,447	68,428
CORR. MANUFACTURED (EX- CLUDING ROPE) . . . "	1,904	1,705	3,848	4,216	3,804	1,288	976	2,071	2,525	1,998
CORDAGE AND ROPE OF VEGETABLE FIBRE (EX- CLUDING JUTE AND COTTON) "	1,703	2,442	6,788	1,729	2,438	1,337	1,603	4,187	1,130	1,198
DRUGS AND MEDICINES . value	—	—	—	—	—	180	344	887	948	1,481
DYEING AND TANNING SUBSTANCES— Turmeric cwt	1,110	1,132	1,996	1,903	1,657	1,104	1,039	2,012	2,259	2,110
Other sorts "	1	34	—	—	15	22	10	8	—	64
TOTAL DYEING AND TAN- NING SUBSTANCES . . . "	1,120	1,166	1,996	1,903	1,672	1,126	1,049	2,020	2,259	2,174
FODDER, BRAN, AND POL- LARDS (excluding oil- cake) value	—	—	—	—	—	399	806	824	400	376
FRUITS AND VEGETABLES— Fruits and Vegetables: dried, salted, or pre- served cwt	1,335	5,369	5,785	344	4,875	688	2,853	3,132	195	2,100
Other sorts value	—	—	—	—	—	1,295	1,073	1,378	286	148
TOTAL FRUITS AND VEGE- TABLES "	—	—	—	—	—	1,883	3,926	4,510	481	2,248
GRAIN, PULSE, AND FLOUR —										
Barley cwt	—	566	3,682	10,236	714	—	187	1,340	3,591	329
Gram "	—	205	1,061	2,043	2,003	—	103	481	829	999
Pulse "	—	483	1,940	2,735	1,068	524	275	1,194	1,603	654
Rice, not in the husk . "	166,764	332,624	454,438	419,370	418,625	82,350	171,350	240,698	227,049	278,106
Wheat "	10,619	8,903	39,893	66,956	24,242	4,397	3,913	17,164	31,071	15,306
Wheat "	5,757	5,046	7,458	6,187	5,604	2,854	2,930	4,072	3,854	4,755
Wheat "	27	21	72	20	555	12	10	31	13	454
Other sorts "	—	—	—	—	—	—	—	—	—	—
Total grain, pulse, and flour . .	183,157	347,800	508,344	507,458	452,811	90,137	178,768	264,980	263,910	309,604
HARDWARE AND OUTLETRY (INCLUDING PLATED WARE) value	—	—	—	—	—	487	70	573	230	954
HIDES, TANNED OR DRESSED— Buffalo hides { cwt =no.	—	—	—	—	373	—	—	—	—	2,030
METAL AND ORBS—										
Copper, wrought cwt	47	—	6	1	75	295	—	40	7	593
Iron or steel tons	20	4	18	19	27	326	88	506	643	1,221
Other metals cwt	—	12	—	—	2	56	97	10	—	17
TOTAL METALS AND ORBS tons	22	6	18	19	31	670	183	556	650	1,831

No. 13—continued
BAHREIN ISLANDS—continued
EXPORTS THERE TO—continued

INDIAN MERCHANDISE—continued

ARTICLES	QUANTITY					VALUE				
	1914-15	1915-16	1916-17	1917-18	1918-19	1914-15	1915-16	1916-17	1917-18	1918-19
OILS—						£	£	£	£	£
Animal gals.	400	5,570	33,021	13	208	1,030
Other kinds "	2,823	2,746	15,123	8,007	4,270	385	338	2,066	903	708
TOTAL OILS "	2,823	2,746	15,523	13,667	38,191	385	338	2,079	1,201	2,347
PROVISIONS AND OILMAN'S STORES—										
Ghi lbs	10,330	1,604	54,315	17,004	22,684	656	58	2,536	640	1,007
Other sorts of provisions value	—	—	—	—	—	105	05	480	292	435
TOTAL PROVISIONS AND OILMAN'S STORES "	—	—	—	—	—	851	153	3,025	932	1,442
RUBBER, MANUFACTURES "	—	—	—	—	—	598	..
SEEDS—										
Essential cwt	82	24	157	116	120	55	80	220	255	221
Non-essential—										
Copra or coconut kernel "	168	33	153	200	931	274	66	291	518	1,046
Sesamum (til or jhajil) "	205	204	686	506	864	150	166	516	336	1,168
Others "	1,876	1,704	1,972	987	543	1,160	1,073	1,233	502	442
Total non-essential seeds "	2,249	1,941	2,811	1,753	2,338	1,584	1,205	2,040	1,446	3,553
Other than oilseeds "	—	3	10	..	24	..	8	6	..	31
TOTAL SEEDS "	2,331	1,968	2,978	1,869	2,462	1,639	1,383	2,275	1,701	3,805
SPICES—										
Cardamoms lb	16,080	30,635	38,416	147,772	94,916	2,377	2,426	4,408	13,793	6,802
Pepper "	106,556	85,092	405,412	212,093	292,236	2,333	1,912	11,309	5,430	7,756
Other sorts "	23,580	19,486	31,610	25,816	34,048	272	251	436	485	556
TOTAL SPICES "	146,166	125,215	475,438	385,681	421,200	4,982	4,589	16,153	19,658	15,116
SUGAR cwt	404	567	933	1,170	1,046	383	738	1,348	1,913	1,960
TALLOW AND STEARINE (INCLUDING GREASE AND ANIMAL FAT) "	1,674	514	2,358	2,337	892	2,663	1,082	4,547	4,425	1,955
LEATHER lb	501,006	602,655	126,562	581,791	659,056	17,688	38,473	6,858	27,918	30,203
TEXTILES—										
Cotton—										
Raw cwt	282	205	147	587	294	427	299	278	1,032	797
Twist and yarn lb	162,536	107,500	261,000	96,100	114,900	4,858	2,426	7,957	3,905	7,955
Manufactures—										
Piece goods—										
Grey (unbleached) yards	652,845	1,010,166	3,625,198	1,574,715	529,212	6,038	9,072	40,569	26,211	15,491
White (bleached) "	..	1,220	5,750	14,430	41,765	..	21	91	218	3,076
Coloured, printed, or dyed "	439,017	1,358,949	3,210,501	3,589,318	1,747,288	4,420	17,859	50,380	85,028	50,803
TOTAL PIECE GOODS "	1,091,862	2,379,335	6,841,449	5,188,463	2,318,265	12,458	27,952	91,040	111,457	69,369
Thread, sewing lb	2,481	7,146	14,872	9,425	10,973	162	588	1,198	455	1,172
Other sorts of manufactures value	—	—	—	—	—	558	76	631	665	453
Total Cotton manufactures (including twist and yarn) "	—	—	—	—	—	17,536	30,592	100,816	116,482	78,940
Jute—										
Manufactures—										
Gunny bags no.	33,100	19,447	14,300	8,400	8,100	704	416	291	153	227
TOBACCO lb	12,081	51,181	66,824	28,474	75,879	211	731	1,055	920	1,641
WOOD AND TIMBER—										
Timber, other than railway sleepers—										
Teakwood cubic tons	43	42	70	..	292	513	250	448	..	1,457
Other timber "	165	91	162	14	475	481	316	541	47	1,140
Wood—										
Firewood tons	4	..	1	1	807	2	..	2	2	1,305
Ornamental wood value	—	—	—	—	—	97	50	100	137	684
ALL OTHER ARTICLES OF MERCHANDISE "	—	—	—	—	—	4,929	3,623	3,651	6,781	7,880
GRAND TOTAL "	—	—	—	—	—	149,252	293,974	491,865	540,512	630,411

No. 13—continued
 BAHREIN ISLANDS—continued
 EXPORTS THERETO—continued

ARTICLES	QUANTITY					VALUE				
	1914-15	1915-16	1916-17	1917-18	1918-19	1914-15	1915-16	1916-17	1917-18	1918-19
						£	£	£	£	£
APPAREL (INCLUDING DRAPERY, UNIFORMS, ACCOUTREMENTS, BUT EXCLUDING HOSIERY AND BOOTS AND SHOES) value	—	—	—	—	—	708	685	718	340	19,526
BUILDING AND ENGINEERING MATERIALS	—	—	—	—	—	107	97	238	717	582
CHEMICALS AND CHEMICAL PREPARATIONS, (EXCLUDING CHEMICAL MANURES AND MEDICINES)	—	—	—	—	—	208	158	725	183	1,286
COFFEE cwt	170	281	371	627	936	1,487
DRUGS AND MEDICINES (EXCLUDING CHEMICALS AND NARCOTICS) . . . value	—	—	—	—	—	350	245	621	670	994
DYEING AND TANNING SUBSTANCES—										
Dyes obtained from Coal tar—										
Aniline lb	6,572	100	683	7
Saffron "	254	1,136	1,487	228	895	151	339	1,094	193	1,051
Other sorts . . . value	—	—	—	—	—	50	9
TOTAL DYEING AND TANNING SUBSTANCES	—	—	—	—	—	884	346	1,094	193	1,060
EARTHENWARE AND PORCELAIN (excluding PIPES OF EARTHENWARE)	—	—	—	—	—	933	436	1,257	1,006	1,745
GLASS AND GLASSWARE	—	—	—	—	—	533	280	562	968	1,975
GRAIN, PULSE, AND FLOUR—										
Rice, not in the husk . . . cwt	529	1,028	148	400	1,160	107
GUMS AND RESINS	138	110	303	191	335	159	123	417	228	668
HARDWARE (EXCLUDING CUTLERY AND ELECTRO-PLATED WARE) . . . value	—	—	—	—	—	1,664	234	1,704	463	2,799
MATCHES gross of boxes	1,850	7,725	24,050	21,850	28,850	86	627	1,582	2,360	3,562
METALS AND ORES—										
Iron or steel tons	103	17	49	11	27	1,372	374	1,778	560	1,568
Tin cwt	42	8	46	77	60	431	65	499	931	903
Others tons	10	1	574	6	39	..	198
TOTAL METALS AND ORES	115	17	51	15	31	2,377	445	2,316	1,491	2,664
PRECIOUS STONES AND PEARLS, UNSET value	—	—	—	—	—	24,700	5,138	4,867	8,538	..
PEBBLES AND OILMAN'S STONES cwt	553	452	135	672	1,013	680	434	840	687	1,303
SOAP "	160	341	589	524	307	199	369	794	1,036	739
SPIGGS lb	4,767	13,643	26,505	13,131	20,280	157	325	724	198	764
SUGAR—										
Sugar, 16 Dutch standard and above cwt	7,748	12,358	15,524	30,400	17,617	6,600	13,888	18,756	39,425	21,555
TEA, BLACK lb	25,287	50,432	13,432	2,373	11,289	1,213	3,109	607	158	726
TEXTILES—										
Cotton—										
Manufactures—										
Piece goods—										
Grey (unbleached) yards	13,860	31,280	2,404,040	1,369,665	3,901,780	155	440	44,693	30,300	184,334
White (bleached)	520,899	754,738	1,560,696	794,300	768,033	4,006	7,498	20,369	15,781	22,431
Coloured, printed, or dyed	3,032,166	2,360,625	3,049,285	4,211,437	1,780,892	42,386	29,905	88,559	79,824	47,658
Fents of all descriptions	1,000	5,111	8,760	16	35	164	..
TOTAL PIECE GOODS	3,566,925	3,147,643	7,699,132	6,384,202	6,510,705	47,537	37,859	123,656	126,159	204,423

PERSIA

No. 13—continued

BAHREIN ISLANDS—concluded

EXPORTS THERETO—continued

FOREIGN MERCHANDISE—continued

ARTICLES	QUANTITY					VALUE				
	1914-15	1915-16	1916-17	1917-18	1918-19	1914-15	1915-16	1916-17	1917-18	1918-19
TEXTILES—continued						£	£	£	£	£
Cotton—continued										
Manufactures—continued										
Handkerchiefs and shawls in the piece . no.	4,830	6,340	46,837	14,647	108,108	84	111	1,772	525	9,324
Hosiery . . . value	—	—	—	—	—	18	41	408	534	189
Other sorts of manufactures . . .	—	—	—	—	—	192	367	391	134	105
Total Cotton manufactures (including twist and yarn) . . .	—	—	—	—	—	47,826	88,378	126,222	127,352	214,041
Haberdashery and Millinery . . .	—	—	—	—	—	2,125	10	32	67	398
Silk—										
Raw . . . lb	560	990	1,036	270	5,235	93	225	284	160	1,668
Manufactures . . . value	—	—	—	—	—	1,177	576	622	287	2,700
Woolen manufactures . . .	—	—	—	—	—	147	135	235	276	544
ALL OTHER ARTICLES OF MERCHANDISE . . .	—	—	—	—	—	2,473	1,332	2,536	1,658	2,045
GRAND TOTAL . . .	—	—	—	—	—	66,525	69,641	168,046	193,470	283,334
GRAND TOTAL OF INDIAN AND FOREIGN MERCHANDISE . . .	—	—	—	—	—	265,777	363,615	660,811	723,982	822,745

PERSIA

IMPORTS THEREFROM

ARTICLES	QUANTITY					VALUE				
	1914-15	1915-16	1916-17	1917-18	1918-19	1914-15	1915-16	1916-17	1917-18	1918-19
ANIMALS, LIVING—						£	£	£	£	£
Horses . . . no.	80	22	17	16	9	1,686	518	447	387	224
Other kinds . . .	20	15	9	61	15	23
Total Animals, Living . . .	100	37	26	16	9	1,747	538	470	387	224
Cycles, and parts thereof . value	—	—	—	—	—	2,018
DRUGS AND MEDICINES (excluding CHEMICALS AND NARCOTICS)—										
Asafetida . . . cwt	2,945	8,216	6,267	2,795	1,996	19,910	16,477	28,693	17,600	6,582
Other sorts of drugs and medicines . . . value	—	—	—	—	—	2,520	8,056	8,627	4,577	10,598
Total Drugs and Medicines . . .	—	—	—	—	—	22,430	24,533	37,320	22,177	20,180
DYEING AND TANNING SUBSTANCES . . .	—	—	—	—	—	945	4,321	19,227	17,846	6,606

No. 13—continued
PERSIA—continued
IMPORTS THEREFROM—continued

ARTICLES	QUANTITY					VALUE				
	1914-15	1915-16	1916-17	1917-18	1918-19	1914-15	1915-16	1916-17	1917-18	1918-19
FISH (excluding CANNED FISH)										
Fish, dry, unsalted . . . cwt	5,276	5,241	482	1,622	1,386	2,226	1,835	284	387	614
.. .. salted . . . "	1,850	1,221	1,071	1,614	1,031	1,006	804	697	1,110	748
Fishmaws and sharkins ..	469	234	206	290	351	1,030	1,052	435	696	980
Other sorts . . . "	..	47	32
Total Fish (excluding canned fish) . . . "	7,595	6,743	1,769	3,526	2,768	4,262	3,723	1,416	2,493	2,348
FRUITS AND VEGETABLES—										
Fresh Fruits and Vegetables . . . value	—	—	—	—	—	..	6	3
Fruits and vegetables : dried, salted, or preserved—										
Almonds . . . cwt	20,375	22,208	14,819	13,581	7,509	79,380	70,728	44,874	57,693	59,261
Currants and raisins . . . "	15,902	24,254	9,022	6,548	6,515	15,412	21,924	9,047	7,554	12,390
Dates . . . "	146,761	72,938	89,931	146,526	97,699	63,534	32,227	40,999	63,835	63,157
Other sorts . . . "	3,268	5,524	3,844	3,076	2,058	6,437	17,890	13,973	11,188	13,308
Total Fruits and Vegetables . . . value	—	—	—	—	—	164,769	142,784	108,896	140,270	138,111
GRAIN, PULSE, AND FLOUR—										
Barley . . . cwt	180	50
Pulse . . . "	146	3	4	139	4	73	1	3	60	3
Wheat . . . "	11,070	1	..	6,005	1	..
Other sorts . . . "	121	15	..	4	132	46	10	..	2	63
Total Grain, Pulse, and Flour . . . "	12,417	18	4	144	136	6,174	11	3	63	66
GUMS AND RESINS . . . "	3,081	25,920	9,708	5,233	11,440	3,631	19,239	20,629	8,268	47,207
HAIR OF ALL KINDS . . . "	72	334	849	933	101	104	1,235	1,498	1,670	207
HIDES AND SKINS, RAW—										
Hides, raw . . . { cwt = 3,268	300	295	648	245	220	1,098	969	2,163	1,101	914
.. .. = 3,129	= 3,268	= 3,129	= 8,375	= 3,433	= 3,339					
Skins, raw . . . { cwt = 327,855	7,451	5,885	9,116	5,090	1,078	20,488	13,157	28,107	17,463	4,013
.. .. = 303,410	= 327,855	= 303,410	= 437,013	= 324,441	= 65,785					
Total Hides and Skins, raw . . . { cwt = 330,941	7,751	6,180	9,764	5,335	1,304	21,581	17,126	30,270	18,564	4,932
.. .. = 330,941	= 330,941	= 306,539	= 445,388	= 327,674	= 69,074					
METALS AND ORES—										
Iron or steel . . . tons	12	..	12	37	156	72	1	122	1,502	1,906
Lead . . . cwt	1,207	101	1,133	128
Others . . . tons	9	8	2	3	1	591	605	111	240	31
Total Metals (excluding ores) . . . "	82	13	14	40	157	1,796	734	253	1,742	2,027
OILS—										
Mineral—										
Fuel oils . . . gals.	7,655,028	5,745,556	4,372,189	6,592,047	20,628,151	57,366	40,708	43,518	63,711	267,025
Kerosene . . . "	2,318,571	643,309	995,869	3,599,986	2,891,701	68,799	18,958	38,320	324,154	116,713
Other kinds . . . "	1,005	20
Total Mineral oils . . . "	9,973,599	6,388,865	5,369,063	15,191,983	23,519,852	124,165	59,666	81,858	387,865	383,738
PAINTS AND PAINTERS' MATERIALS—										
Paints and Colours . . . cwt	2	1,601	18	183
PERFUMERY (not being PERFUMED SPIRITS) . . . value	—	—	—	—	—	10,480	12,284	9,058	5,064	5,741
PRECIOUS STONES AND PEARLS, UNSET . . . "	—	—	—	—	—	6,200	33,807	10,733	8,473	1,333

ARTICLES	QUANTITY					VALUE				
	1914-15	1915-16	1916-17	1917-18	1918-19	1914-15	1915-16	1916-17	1917-18	1918-19
PROVISIONS AND OILMAN'S STORES—						£	£	£	£	£
Ghi lb	38,912	67,762	31,234	10,246	1,441	1,276	2,517	1,290	448	53
Other sorts value	—	—	—	—	—	270	206	158	126	65
Total Provisions and Oilman's stores	—	—	—	—	—	1,546	2,723	1,448	574	118
SEEDS—										
Essential cwt	1,366	1,046	2,444	558	1,167	1,770	2,980	5,954	1,310	4,253
Non-essential—										
Linseed "	4,184	5,302	2,163	621	..	1,785	2,332	928	200	..
Poppy "	1,127	908	11	4	..	578	340	7	2	..
Sesamum (oil or jinjili) "	1,138	348	24	628	189	14
Other sorts "	36	64	17	2	5	22	65	18	3	26
Total Seeds	7,901	7,668	4,659	1,180	1,172	4,788	5,856	6,921	1,581	4,279
SHELLS AND COWRIES—										
Shells (chanka, sankhli, large ornamental shells, cowras, mother-of-pearl shells, and oyster shells) cwt	30	75	28	116	28	62	199	53	221	55
Tortoise-shell (including nakha or nakh) lb	743	449	219	5	1,053	529	370	173	3	576
STATIONERY (excluding PAPER) value	—	—	—	—	—	891	2,314	1,066	498	390
TEA lb	50,637	..	90	3,811	..	2,004	..	4	127	..
TEXTILES—										
Cotton, raw cwt	239	982	433	5,159	10,310	477	1,297	1,155	24,086	53,473
Cotton manufactures (including twist and yarn) value	—	—	—	—	—	391	205	206	101	1,005
Wool—										
Raw lb	2,678,910	3,536,289	2,852,643	2,289,641	973,476	88,165	106,925	107,445	78,415	41,147
Manufactures—										
Carpets and rugs "	9,229	51,080	55,604	14,140	46,964	1,206	5,453	18,901	2,752	13,487
Other sorts value	—	—	—	—	—	31	1	8	29	103
Total Woolen manufactures	—	—	—	—	—	1,237	5,454	18,909	2,781	13,590
TORACCO—										
Unmanufactured lb	14	75	88,638	126,271	131,108	1	3	1,055	4,170	10,045
ARTICLES IMPORTED BY POST value	—	—	—	—	—	750	722	843	2,460	557
ALL OTHER ARTICLES OF MERCHANDISE	—	—	—	—	—	4,576	7,657	3,880	5,471	5,086
GRAND TOTAL	—	—	—	—	—	469,296	453,722	464,789	735,388	745,243

EXPORTS THERE TO

INDIAN MERCHANDISE

ARTICLES	QUANTITY					VALUE				
	1914-15	1915-16	1916-17	1917-18	1918-19	1914-15	1915-16	1916-17	1917-18	1918-19
APPAREL (INCLUDING DRAPEY, UNIFORMS, AND ACCOUTREMENTS, BUT EXCLUDING HOSIERY AND BOOTS AND SHOES) value	—	—	—	—	—	335	113	335	1,619	1,365
BOOKS PRINTED, AND PRINTED MATTER (NOT BRING STATIONERY) INCLUDING MAPS AND CHARTS cwt	376	161	190	150	157	2,435	1,016	1,256	1,243	1,310
BOOTS AND SHOES pairs	681	2,301	2,035	3,571	7,723	72	206	200	794	1,911
BUILDING AND EQUIPMENTS MATERIALS, OTHER THAN OF IRON, STEEL, OR WOOD value	—	—	—	—	—	497	182	113	5	6,602

No. 13—continued
PERSIA—continued
EXPORTS THERETO—continued

INDIAN MERCHANDISE—continued

ARTICLES	QUANTITY					VALUE				
	1914-15	1915-16	1916-17	1917-18	1918-19	1914-15	1915-16	1916-17	1917-18	1918-19
CANDLES OF ALL KINDS . lb	429,088	60,594	252,978	341,654	822,288	7,970	1,270	5,183	9,089	25,481
CARRIAGES AND CARTS (EXCLUDING RAILWAY CARRIAGES), and parts thereof . value	—	—	—	—	—	15	20	7	1,001	92
CHEMICALS AND CHEMICAL PREPARATIONS (EXCLUD- ING CHEMICAL MANURES AND MEDICINES) . "	—	—	—	—	—	517	608	538	476	774
COAL, COKE, AND PATENT FUEL . tons	27	30	149	408	745	48	73	817	1,060	1,115
COFFEE . cwt	220	474	563	630	455	774	1,375	2,417	2,269	1,554
COIR, MANUFACTURED (EX- CLUDING ROPE) . "	553	668	408	328	1,661	535	571	403	424	1,080
CORDAGE AND ROPE OF VEGETABLE FIBRE (EX- CLUDING JUTE AND COTTON) . "	542	972	549	317	1,243	436	856	412	249	838
DRUGS AND MEDICINES (EXCLUDING CHEMICALS AND NARCOTICS) . value	—	—	—	—	—	637	746	4,183	614	3,086
DYEING AND TANNING SUBSTANCES—										
Indigo . cwt	166	30	2,412	2,591	668	2,091	613	89,264	99,775	17,550
Turmeric . "	2,998	3,084	1,878	16,433	8,370	3,204	3,612	2,227	21,889	12,107
Other sorts . "	80	334	51	29	219	40	209	28	20	175
Total Dyeing and Tan- ning substances . "	3,244	3,448	4,141	19,053	9,266	5,335	4,434	91,519	121,684	29,832
FRUITS AND VEGETABLES—										
Fresh fruits . value	—	—	—	—	—	64	659	1,246	349	210
Fresh vegetables of all kinds . "	—	—	—	—	—	1,626	1,710	2,522	1,410	900
Fruits and vegetables: dried, salted, or pre- served, all sorts . cwt	3,031	2,318	9,941	3,507	12,376	2,045	1,402	6,670	2,242	6,283
Total Fruits and vege- tables . value	—	—	—	—	—	3,735	3,771	10,438	4,001	7,399
FURNITURE AND CABINET- WARE . "	—	—	—	—	—	1,276	1,023	1,638	2,377	2,930
GLASS AND GLASSWARE . "	—	—	—	—	—	1,002	334	468	1,935	534
GRAIN, PULSE, AND FLOUR—										
Barley . cwt	760	1,000	20,258	176,180	23,378	276	303	10,120	66,073	10,337
Gram . "	404	1,674	3,005	4,761	6,015	176	652	1,077	2,140	3,129
Jawar and bajra . "	1,105	6,881	563	3,805	7	331	2,025	170	1,115	4
Lentils (a) . "	—	—	—	—	2,545	—	—	—	—	1,893
Oats . "	—	—	—	1,687	—	—	—	—	758	—
Pulse (b) . "	2,802	4,213	6,115	6,494	4,437	1,586	2,264	3,384	3,330	3,029
Rice, not in the husk . "	126,166	177,339	278,669	334,963	341,651	64,973	86,137	140,068	227,550	241,185
Wheat . "	2,350	581	33,640	251,934	41,432	962	244	14,842	123,244	26,977
" flour . "	11,407	6,927	55,542	113,194	16,607	5,692	3,781	30,447	71,736	14,080
Other sorts . "	190	367	107	1,032	76	83	166	42	383	36
Total Grain, Pulse, and Flour . "	145,124	198,982	400,908	994,055	486,148	74,079	95,572	200,150	562,739	300,670
HARDWARE AND CUTLERY, INCLUDING PLATEDWARE value	—	—	—	—	—	965	633	577	415	1,068
LEATHER—										
Manufactures (excluding boots and shoes) . "	—	—	—	—	—	1,189	10	45	68	508
METALS AND ORES—										
Iron or steel :—										
Nails, rivets, and washers, tons	24	11	19	20	39	442	231	597	676	1,760
Other metals and ores . "	68	25	26	18	12	2,320	923	493	778	742
TOTAL METALS AND ORES . "	92	36	45	38	51	2,762	1,154	1,089	1,454	2,502

(a) Separately recorded from April, 1918
(b) Includes "Lentils" prior to April, 1918

No. 13—continued

PERSIA—continued

EXPORTS THERETO—continued

INDIAN MERCHANDISE—continued

ARTICLES	QUANTITY					VALUE				
	1914-15	1915-16	1916-17	1917-18	1918-19	1914-15	1915-16	1916-17	1917-18	1918-19
OILS—										
ANIMAL . . . gals.	970	24,646	£	£	£	£	£
Mineral	20,836	20,224	35,384	816	86,178	1,740	2,308	2,033	38	2,808
Vegetable, non-essential	3,784	2,153	7,027	6,053	10,817	520	318	1,078	892	1,968
Other kinds	22	15	12	20	37	20	11	31	5	20
TOTAL OILS	24,702	31,392	43,023	7,859	71,677	2,280	2,717	4,042	1,042	7,007
PROVISIONS AND OILMAN'S STORES—										
Butter lb	5,512	4,990	7,593	4,884	8,764	310	252	399	286	680
Ghi	25,169	320	101,803	436,105	190,725	1,043	15	4,005	18,967	9,047
Other sorts of provisions cwt	320	232	663	309	273	616	361	627	474	620
Total Provisions and oilman's stores value	—	—	—	—	—	1,975	628	6,011	19,727	11,247
SEEDS—										
Copra or coconut kernel cwt	451	435	458	1,895	1,378	820	761	735	2,830	2,215
Groundnuts	1,069	1,113	1,742	906	1,060	676	716	1,160	604	608
Sesamun (til or jinjili)	279	561	1,304	1,362	847	191	372	1,327	917	1,116
Others	170	228	424	348	697	110	182	361	542	666
Total Seeds	1,975	2,337	3,928	4,511	4,182	1,797	2,031	3,613	4,893	4,655
SOAP	3	71	341	452	956	4	71	366	599	1,362
SPICES—										
Cardamoms lb	17,751	30,027	28,214	29,095	36,939	2,242	3,215	3,146	3,040	3,195
Ginger	97,244	78,568	114,850	185,825	142,869	1,483	1,153	1,867	2,817	2,459
Pepper	512,764	679,515	501,482	787,291	853,594	12,641	25,318	19,227	22,245	25,145
Other sorts	25,259	46,439	54,952	33,239	50,591	271	481	653	424	1,005
Total Spices	653,018	1,034,549	699,504	1,036,060	1,081,037	16,637	30,167	24,893	28,526	31,804
STATIONERY (excluding paper) value	—	—	—	—	—	193	81	88	231	996
SUGAR—										
Sugar, 16 Dutch standard and above cwt	1,823	1,919	9,884	8,279	71,084	1,998	2,504	14,943	12,699	127,820
Sugar, 15 Dutch standard and below	56	22	56	32	109	77	18	62	35	127
Confectionery	1	7	1	20	..
Total Sugar	1,914	1,941	9,941	8,318	71,193	2,075	2,522	15,006	13,054	127,447
TALLOW AND STEARIN (INCLUDING GREASE AND ANIMAL FAT)	466	201	414	278	482	769	336	864	483	942
TBA, BLACK lb	2,049,234	6,875,565	1,262,899	3,486,860	8,557,929	82,520	400,914	65,878	206,877	557,394
TEXTILES—										
COTTON—										
Raw cwt	80	28	..	143	254	88	28	..	395	1,071
Twist and yarn	1,767,756	2,578,516	5,481,710	2,425,766	1,132,811	69,280	98,031	228,245	120,112	60,914
Manufactures—										
Handkerchiefs and shawls in the piece, no.	10,011	8,444	27,679	20,672	7,642	103	102	561	940	469
Hosiery value	—	—	—	—	—	103	65	239	657	815
PIECE GOODS—										
Grey (unbleached) yards	2,895,063	5,238,832	14,532,192	15,615,673	6,789,339	28,815	48,623	182,204	209,584	154,005
White (bleached)	17,140	25,337	616,948	402,617	384,460	226	306	9,679	8,361	9,517
Coloured, printed, or dyed	2,853,304	8,247,608	33,042,261	41,664,194	21,297,364	37,125	106,253	477,350	814,502	642,586
Total Piece goods	5,765,507	13,572,777	52,191,401	57,682,454	28,471,163	66,166	155,182	669,133	1,032,447	806,408
Thread, sewing lb	29,256	63,465	73,342	30,405	40,433	1,777	3,698	4,943	2,790	4,372
Other sorts of manufactures value	—	—	—	—	—	733	185	671	661	1,433
Total Cotton manufactures (including twist and yarn)	—	—	—	—	—	138,112	257,263	903,792	1,157,607	894,111
Jute—										
Manufactures—										
Gunny bags no.	399,135	192,035	348,600	111,150	38,850	9,331	4,567	9,999	3,064	1,625
cloth yards	234,760	112,240	324,000	289,000	33,000	2,785	1,480	4,761	4,042	855
Rope and twine cwt	527	418	582	230	810	741	661	844	489	2,249
Other kinds	26	3,000	..	19	63	..
Total Jute manufactures (including twist and yarn) value	—	—	—	—	—	12,876	6,608	15,001	7,658	4,729

No. 13—continued
 PERSIA—continued
 EXPORTS THERETO—continued

INDIAN MERCHANDISE—concluded

ARTICLES	QUANTITY					VALUE				
	1914-15	1915-16	1916-17	1917-18	1918-19	1914-15	1915-16	1916-17	1917-18	1918-19
TEXTILES—continued						£	£	£	£	£
Silk manufactures . value	—	—	—	—	—	688	202	14	772	1,854
TOBACCO . lb	53,936	57,145	6,090	41,947	75,120	870	677	620	1,752	2,578
WOOD AND TIMBER—										
Timber, other than railway sleepers—										
Teak wood . cubic tons	355	58	70	34	146	7,763	1,168	1,467	811	3,517
Other timber . " "	270	170	129	100	780	2,308	1,709	1,450	469	5,688
Manufactures of wood, other than furniture and cabinetware . value	—	—	—	—	—	380	435	287	793	19,417
ARTICLES EXPORTED BY POST . "	—	—	—	—	—	737	510	4,275	5,406	12,168
ALL OTHER ARTICLES OF MERCHANDISE . "	—	—	—	—	—	7,571	3,308	7,207	5,474	18,616
GRAND TOTAL . "	—	—	—	—	—	383,646	825,927	1,876,177	2,110,842	2,602,480

FOREIGN MERCHANDISE

ARTICLES	QUANTITY					VALUE				
	1914-15	1915-16	1916-17	1917-18	1918-19	1914-15	1915-16	1916-17	1917-18	1918-19
APPAREL (including DRAPE- RY, UNIFORMS, AC- COUTREMENTS, BUT excluding HOSIERY AND BOOTS AND SHOES) . value	—	—	—	—	—	3,444	3,712	2,972	4,320	14,724
BOOKS, PRINTED, AND PRINTED MATTERS (NOT BEING STATIONERY), IN- CLUDING MAPS AND CHARTS cwt	31	57	120	70	104	205	395	738	524	906
BOOTS AND SHOES . pairs	1,495	1,132	2,218	4,543	7,923	411	210	274	2,710	5,175
BUILDING AND ENGIN- NERING MATERIALS . value	—	—	—	—	—	1,041	612	81	1,030	9,456
CARRIAGES AND CARTS (EXCLUDING RAILWAY CARRIAGES) and parts thereof "	—	—	—	—	—	565	260	289	715	5,632
CHEMICALS AND CHEMICAL PREPARATIONS (EXCLUD- ING CHEMICAL MANURES AND MEDICINES)—										
Aluminous Sulphates (in- cluding alum) cwt	281	1,027	1,358	660	340	107	410	960	592	330
Ammonia and salts thereof . "	269	291	1,708	206	150	632	698	4,640	982	610
Other sorts of Chemicals value	—	—	—	—	—	529	1,780	2,013	6,373	13,070
TOTAL "	—	—	—	—	—	1,208	2,888	4,522	7,947	14,610
CORDAGE AND ROPE OF VEGETABLE FIBRE (EX- CLUDING JUTE AND COTTON) cwt	214	273	20	88	452	434	518	96	484	3,691
CUTLERY value	—	—	—	—	—	1,105	223	569	508	1,562
DRUGS AND MEDICINES (EXCLUDING CHEMI- CALS AND NARCOTICS)—										
Camphor lb	610	6,241	16,371	4,689	11,352	63	500	1,616	537	2,013
Cassia lignea cwt	1,350	4,101	3,164	631	1,125	2,371	5,966	4,785	1,113	2,328
Other sorts of Chemicals value	—	—	—	—	—	1,165	1,045	2,836	1,491	6,011
TOTAL "	—	—	—	—	—	3,569	7,511	9,237	8,141	10,417
DYEING AND TANNING SUBSTANCES—										
Cochineal cwt	30	—	37	33	33	241	—	587	526	595
Other kinds value	—	—	—	—	—	302	113	43	26	123
Total Dyeing and Tan- ning substances "	—	—	—	—	—	543	113	630	552	718
BARRENWARE AND POR- CELAIN (EXCLUDING PIPES OF BARRENWARE) . value	—	—	—	—	—	2,795	1,232	1,038	3,408	5,996
FRUITS AND VEGETABLES . "	—	—	—	—	—	31	107	260	356	803
FURNITURE AND CABINET- WARE "	—	—	—	—	—	1,150	744	493	777	109

No. 13—continued
 PERSIA—continued
 EXPORTS THERETO—continued

FOREIGN MERCHANDISE—continued

ARTICLES	QUANTITY					VALUE				
	1914-15	1915-16	1916-17	1917-18	1918-19	1914-15	1915-16	1916-17	1917-18	1918-19
GLASS AND GLASSWARE—						£	£	£	£	£
Beads and false pearls . cwt	90	185	46	240	56	536	881	836	1,492	417
Sheet and plate supl. feet	7,600	1,833	35,760	30,892	8,360	87	56	889	879	287
Other Glassware value	—	—	—	—	—	3,042	3,851	4,027	8,323	16,366
TOTAL	—	—	—	—	—	3,665	4,788	5,252	10,694	17,000
GRAIN, PULSE, AND FLOUR—										
Rice, not in the husk . . cwt	14,264	9,408	20,348	24,016	7,258	8,209	5,605	11,642	13,993	5,566
GUMS AND RESINS	338	675	606	375	654	435	909	1,112	739	1,540
HARDWARE (EXCLUDING CUTLERY AND ELECTROPLATED WARE) value	—	—	—	—	—	10,654	4,479	5,907	3,856	14,981
INSTRUMENTS, APPARATUS, AND APPLIANCES, AND PARTS THEREOF—										
Electrical	—	—	—	—	—	854	353	904	637	3,382
Musical	—	—	—	—	—	151	197	343	434	778
Other kinds	—	—	—	—	—	438	280	318	181	1,925
Total Instruments, Apparatus, and Appliances, and parts thereof	—	—	—	—	—	1,443	830	1,565	1,352	6,085
LEATHER, AND MANUFACTURES (EXCLUDING BOOTS AND SHOES)	—	—	—	—	—	1,111	380	614	935	1,482
LIQUORS—										
Ale, beer, and port gals.	572	2,062	5,043	8,684	7,160	112	330	825	1,594	1,598
Spirit—										
Brandy	45	244	502	683	1,380	46	302	574	758	2,390
Whisky	817	1,142	2,914	2,055	2,768	174	902	2,478	1,960	4,072
Others	114	563	458	273	1,809	74	245	331	284	1,041
TOTAL	476	1,949	3,914	3,011	6,047	294	1,440	3,383	3,002	7,503
Other sorts of liquors	408	1,239	1,626	838	408	294	934	1,731	950	544
TOTAL LIQUORS	1,454	5,300	10,603	12,533	13,705	700	2,713	5,939	5,555	9,045
MACHINERY AND MILLWORK value	—	—	—	—	—	2,553	1,235	1,843	1,467	5,602
MATCHES gross of boxes	13,707	131,575	66,745	42,967	313,109	972	9,385	5,726	5,054	31,550
METALS AND ORES—										
Bronze, Bronze, and similar alloys, wrought . . cwt	319	18	75	7	165	1,369	166	381	60	1,201
Copper	1,146	1	65	104	71	5,079	16	520	643	730
Iron or steel tons	597	227	171	129	308	8,484	4,387	5,752	4,520	36,442
Tin cwt	846	597	1,254	829	663	6,919	5,417	11,115	8,146	8,452
Others	407	154	28	25	60	1,627	738	307	258	982
Total Metals and ores tons	738	265	242	177	446	25,478	10,724	18,084	18,627	47,807
OILS—										
Mineral gals.	31,474	2,164	38,944	3,080	9,495	519	184	1,805	253	1,204
Others	225	461	36	132	1,586	42	90	12	46	401
TOTAL OILS	31,699	2,625	38,980	3,212	11,081	561	274	1,817	299	1,605
PAINTS AND COLOURS cwt	214	109	64	134	425	442	271	177	589	2,077
PAPER AND PASTEBOARD value	—	—	—	—	—	900	1,286	5,310	5,660	8,985
PITCH, TAR, AND DAMMER cwt	217	1,511	3,734	279	400	49	474	2,010	136	340
PRECIOUS STONES AND PEARLS, UNSET value	—	—	—	—	—	670	8	833	—	—
PROVISIONS AND OILMAN'S STORES cwt	631	1,032	1,302	821	1,606	2,565	4,078	5,359	3,525	9,000
RUBBER MANUFACTURES value	—	—	—	—	—	51	115	271	7	1,084
SHIPS, PARTS OF	—	—	—	—	—	1,757	87	—	48	—
SOAP cwt	877	2,950	2,510	3,678	2,481	923	2,375	3,147	5,808	6,087
SPICES lb	6,379	8,370	18,482	15,359	25,472	169	286	490	477	768
STATIONERY (EXCLUDING PAPER) value	—	—	—	—	—	2,366	1,664	8,742	5,104	6,113
SUGAR—										
Sugar, 16 Dutch standard and above cwt	64,314	46,034	194,651	402,776	328,860	55,829	47,357	232,163	557,626	444,279
TEA, BLACK lb	108,247	953,969	424,062	197,005	535,669	5,805	50,358	20,489	11,582	32,513
GREEN	2,530	20,713	250	60	8,854	101	1,248	17	5	208
Total Tea	110,777	988,682	424,312	197,065	539,523	5,906	51,606	20,506	11,587	32,811

No. 13—continued
PERSIA—concluded
EXPORTS THERETO—concluded

FOREIGN MERCHANDISE—concluded

ARTICLES	QUANTITY					VALUE				
	1914-15	1915-16	1916-17	1917-18	1918-19	1914-15	1915-16	1916-17	1917-18	1918-19
TEXTILES—						£	£	£	£	£
Cotton—										
Twist and yarn . . lbs	416,900	666,900	1,439,600	519,300	116,400	28,616	36,214	82,419	35,034	10,753
Manufactures—										
Hosiery . . . value	—	—	—	—	—	1,111	1,814	7,524	7,820	17,077
Piece goods—										
Grey (unbleached) . yards	57,061	906,482	1,279,252	794,891	1,439,786	7,865	11,950	10,865	16,325	42,141
White (bleached) . . "	1,007,164	2,456,364	6,572,277	4,499,500	6,818,111	11,477	30,906	99,923	93,276	227,239
Coloured, printed, or dyed . . "	8,353,899	6,750,261	19,513,580	16,433,928	22,847,968	126,147	108,164	366,418	614,319	824,486
Fents of all descriptions,, . . "	1,120	36,841	20	770
Total Piece goods . . "	9,933,124	10,113,107	27,365,109	23,729,535	31,141,680	145,489	151,080	482,706	723,940	1,094,645
Handkerchiefs and shawls in the piece . no.	61,337	814,633	784,097	313,109	277,566	841	4,611	13,082	6,989	13,352
Thread, sewing . . lbs	26,878	47,768	91,546	40,256	66,238	2,332	4,360	10,519	4,571	9,428
Other sorts of manufactures . value	—	—	—	—	—	341	286	322	781	2,059
Total Cotton manufactures (including twist and yarn) . . "	—	—	—	—	—	178,730	197,765	596,672	779,135	1,147,314
Flax manufactures . . "	—	—	—	—	—	91	137	304	94	697
Haberdashery and millinery . . "	—	—	—	—	—	11,354	1,364	1,217	3,341	5,693
Silk—										
RAW . . . lbs	518	50	1,559	2,514	2,338	150	27	502	906	1,220
Manufactures—										
Piece goods . . yards	40,174	22,494	21,924	85,792	130,517	1,823	1,429	2,038	9,981	16,537
Goods of silk mixed with other materials,, . . "	185	2,298	24,012	26,836	96,094	13	124	1,903	2,340	13,956
Other sorts . . value	—	—	—	—	—	285	531	96	15	1,666
Total Silk manufactures . . "	—	—	—	—	—	2,121	2,084	4,127	11,436	32,154
Wool—										
Manufactures—										
Piece goods . . yards	38,750	32,170	80,949	143,554	102,265	4,141	2,552	12,576	44,367	33,547
Other sorts . . value	—	—	—	—	—	695	292	136	668	604
Total Woollen manufactures . . "	—	—	—	—	—	4,836	2,844	12,712	45,030	34,151
Other textiles—										
Manufactured . . "	—	—	—	—	—	747
TOBACCO . . . lbs	1,125	1,611	7,029	5,861	25,919	190	229	1,073	1,352	6,100
TOYS AND REQUISITES FOR GAMES . . value	—	—	—	—	—	87	144	387	802	1,226
WOOD AND TIMBER . . "	—	—	—	—	—	1,030	1,151	2,460	1,587	11,173
ARTICLES RE-EXPORTED BY POST . . "	—	—	—	—	—	701	143	710	1,440	4,522
ALL OTHER ARTICLES OF MERCHANDISE . . "	—	—	—	—	—	2,491	3,576	5,510	6,323	8,907
GRAND TOTAL . . "	—	—	—	—	—	341,031	379,432	991,028	1,525,920	1,984,242
GRAND TOTAL OF INDIAN AND FOREIGN MERCHANDISE . . "	—	—	—	—	—	724,677	1,205,359	2,367,205	3,686,762	4,076,722

HENJAM ISLAND
IMPORTS THEREFROM

ARTICLES	QUANTITY					VALUE				
	1914-15	1915-16	1916-17	1917-18	1918-19	1914-15	1915-16	1916-17	1917-18	1918-19
PRECIOUS STONES AND PEARLS UNSET . . value	—	—	—	—	—	£	£	£	£	£
ALL OTHER ARTICLES OF MERCHANDISE . . "	—	—	—	—	—	24	179	297	415	377
GRAND TOTAL . . "	—	—	—	—	—	24	2,046	70,364	29,982	11,964

HENJAM ISLAND

(310)

TURKISTAN

No. 13—continued

HENJAM ISLAND—continued

EXPORTS THERETO

INDIAN MERCHANDISE

ARTICLES	QUANTITY					VALUE				
	1914-15	1915-16	1916-17	1917-18	1918-19	1914-15	1915-16	1916-17	1917-18	1918-19
GRAIN, PULSE, AND FLOUR cwt	1,324	870	474	647	281	£ 673	£ 448	£ 202	£ 415	£ 212
TEXTILES—										
Cotton manufactures . value	—	—	—	—	—	96	227	80	1,454	..
ALL OTHER ARTICLES OF MERCHANDISE ..	—	—	—	—	—	1,562	726	615	1,357	321
GRAND TOTAL ..	—	—	—	—	—	2,331	1,401	987	3,226	533

FOREIGN MERCHANDISE

ARTICLES	QUANTITY					VALUE				
	1914-15	1915-16	1916-17	1917-18	1918-19	1914-15	1915-16	1916-17	1917-18	1918-19
BUILDING AND ENGINEERING MATERIALS, OTHER THAN OF IRON, STEEL, OR WOOD value	—	—	—	—	—	£ 823	£ 505	£ 10	£ ..	£ ..
TEXTILES—										
Cotton piece goods . yards	160,600	13,500	12,200	61,800	..	2,260	202	233	1,278	..
ALL OTHER ARTICLES OF MERCHANDISE . value	—	—	—	—	—	2,063	633	1,302	1,621	1,134
GRAND TOTAL ..	—	—	—	—	—	5,146	1,340	1,545	2,909	1,134
GRAND TOTAL OF INDIAN AND FOREIGN MERCHANDISE ..	—	—	—	—	—	7,477	2,741	2,532	6,125	1,607

TURKISTAN

IMPORTS THEREFROM

None

EXPORTS THERETO

INDIAN MERCHANDISE

ARTICLES	QUANTITY					VALUE				
	1914-15	1915-16	1916-17	1917-18	1918-19	1914-15	1915-16	1916-17	1917-18	1918-19
TEA, BLACK .. lb	912,995	510,268	..	£ ..	£ ..	£ 35,704	£ 17,043	£ ..
GRAND TOTAL . value	—	—	—	—	—	35,704	17,043	..

FOREIGN MERCHANDISE

None

GRAND TOTAL OF INDIAN AND FOREIGN MERCHANDISE . value	—	—	—	—	—	£ ..	£ ..	£ 35,704	£ 17,043	£ ..
---	---	---	---	---	---	------	------	----------	----------	------

No. 13—continued

MALDIVES

IMPORTS THEREFROM

ARTICLES	QUANTITY					VALUE				
	1914-15	1915-16	1916-17	1917-18	1918-19	1914-15	1915-16	1916-17	1917-18	1918-19
FISH (excluding CANNED FISH)—						£	£	£	£	£
Fish, dry, unsalted . cwt	4	677	429	336	241	4	1,124	725	671	494
FRUITS AND VEGETABLES—										
Fresh fruits—										
Coconuts no.	4,373,957	3,256,102	3,093,550	3,046,118	2,611,138	8,984	5,512	7,310	6,654	3,541
ALL OTHER ARTICLES OF MERCHANDISE value	—	—	—	—	—	1,179	599	882	842	330
GRAND TOTAL	—	—	—	—	—	10,167	7,235	8,917	4,167	4,377

EXPORTS THERETO

INDIAN MERCHANDISE

ARTICLES	QUANTITY					VALUE				
	1914-15	1915-16	1916-17	1917-18	1918-19	1914-15	1915-16	1916-17	1917-18	1918-19
CHEMICALS AND CHEMICAL PREPARATIONS—						£	£	£	£	£
Potassium Compounds—										
Saltpetro cwt	2,938	3,545
GRAIN, PULSE, AND FLOUR—										
Rice, not in the husk . cwt	8,375	13,366	12,759	28,027	61,593	4,351	6,968	5,985	12,402	29,789
Other sorts	1,422	324	224	147	420	239	174	107	59	303
Total Grain, Pulse, and Flour	9,797	13,690	12,983	28,174	62,013	4,640	7,142	6,092	12,461	30,092
PROVISIONS AND OILMAN'S STORES value	—	—	—	—	—	370	735	276	466	1,016
SEEDS cwt	136	221	98	66	404	113	266	74	57	614
TEXTILES—										
Cotton—manufactures . value	—	—	—	—	—	440	1,007	119	1,424	1,481
TOBACCO—										
Unmanufactured . lb	23,696	25,760	24,883	17,005	15,258	464	371	525	207	281
Manufactured	200,416	233,279	168,769	104,634	86,360	1,265	1,425	1,034	850	729
ALL OTHER ARTICLES OF MERCHANDISE value	—	—	—	—	—	2,027	2,097	1,402	1,330	2,481
GRAND TOTAL	—	—	—	—	—	9,319	13,093	9,532	16,935	40,239

FOREIGN MERCHANDISE

ARTICLES	QUANTITY					VALUE				
	1914-15	1915-16	1916-17	1917-18	1918-19	1914-15	1915-16	1916-17	1917-18	1918-19
GRAIN, PULSE, AND FLOUR—						£	£	£	£	£
Rice, not in the husk . cwt	..	1,396	697
METALS AND ORES—										
Iron or steel . tons	31	27	2	..	1	393	551	81	..	20
PROVISIONS AND OILMAN'S STORES cwt	1	2	1	270	2	8	13	2	1,263	7
TEXTILES—										
Cotton—										
Manufactures—										
Piece goods yards	30,130	60,570	17,390	11,000	40,161	424	935	335	347	1,680
ALL OTHER ARTICLES OF MERCHANDISE value	—	—	—	—	—	839	1,811	640	408	2,069
GRAND TOTAL	—	—	—	—	—	1,664	4,007	1,059	2,018	3,776
GRAND TOTAL OF INDIAN AND FOREIGN MERCHANDISE	—	—	—	—	—	10,983	17,100	10,580	18,953	44,015

CEYLON

IMPORTS THEREFROM

ARTICLES	QUANTITY					VALUE				
	1914-15	1915-16	1916-17	1917-18	1918-19	1914-15	1915-16	1916-17	1917-18	1918-19
						£	£	£	£	£
ANIMALS, LIVING—										
Horses no.	223	10	15	23	23	7,890	438	5,347	823	6,487
Other kinds "	979	359	653	663	760	1,928	1,198	1,119	1,093	1,867
Total Animals, living "	1,202	369	668	686	789	9,818	1,636	6,466	2,516	8,374
APPAREL (excluding HOSIERY AND BOOTS AND SHOES)—										
Apparel (including drapery, uniforms, accoutrements) value	—	—	—	—	—	10,841	9,743	6,434	10,000	12,327
Gold and Silver thread "	—	—	—	—	—	493	679	—	—	3,906
Others "	—	—	—	—	—	95	79	316	92	479
Total Apparel "	—	—	—	—	—	11,429	10,501	6,750	10,701	16,712
ARMS, AMMUNITION, AND MILITARY STORES—										
Firearms, and parts thereof "	—	—	—	—	—	1,166	697	589	509	685
Others "	—	—	—	—	—	90	38	82	18	383
Total Arms, ammunition, and military stores "	—	—	—	—	—	1,256	735	671	527	1,068
BOOKS, PRINTED, AND PRINTED MATTER (not being STATIONERY), including MAPS AND CHARTS cwt	135	214	140	63	90	1,126	1,064	777	537	592
BRISTLES AND FIBRE FOR BRUSHES AND BROOMS "	21	70	380	1,140	93	31	84	139	1,030	120
BUILDING AND ENGINEERING MATERIALS, other than OF IRON, STEEL, OR WOOD—										
Cement "	4,765	11,654	13,602	4,467	993	1,055	2,688	3,918	1,431	440
Other sorts value	—	—	—	—	—	476	549	877	766	1,031
Total Building and Engineering materials, other than of Iron, steel or wood "	—	—	—	—	—	1,531	3,237	4,795	2,197	1,471
CANDLES OF ALL KINDS lbs	6,604	19,662	3,111	190,096	1,623	124	376	59	5,694	57
CHEMICALS AND CHEMICAL PREPARATIONS (excluding CHEMICAL MANURES AND MEDICINES) value	—	—	—	—	—	497	1,004	4,115	1,387	1,785
CLOCKS AND WATCHES AND PARTS THEREOF "	—	—	—	—	—	541	1,574	125	450	2,039
COAL, COKE, AND PATENT FUEL tons	1,011	18	864	820	159	907	43	1,610	2,235	439
COIR, UNMANUFACTURED cwt	5,112	1,415	9,035	2,956	938	1,987	492	3,261	1,248	470
" MANUFACTURED (excluding ROPE) "	2,397	2,043	1,653	2,201	2,213	1,716	1,285	1,086	1,541	1,723
DYEING AND TANNING SUBSTANCES value	—	—	—	—	—	262	1,686	5,193	11,066	4,066
EARTHENWARE AND PORCELAIN (excluding PIPES OF EARTHENWARE) "	—	—	—	—	—	1,004	862	871	848	648
FISH (excluding CANNED FISH) cwt	2,356	1,878	739	438	526	1,433	1,500	825	759	966
FRUITS AND VEGETABLES—										
Fresh fruits and vegetables—										
Coconuts no.	691,877	759,017	443,008	2,221,556	1,544,880	2,074	2,336	1,222	7,147	5,810
Others value	—	—	—	—	—	1,260	589	859	506	1,570
Fruits and vegetables: dried, salted, or preserved, not being canned or bottled cwt	2,822	1,627	996	1,037	1,758	1,248	875	448	529	741
Total Fruits and Vegetables value "	—	—	—	—	—	4,582	3,800	2,529	8,242	8,121
FURNITURE AND CABINETWARE "	—	—	—	—	—	1,544	1,537	1,777	1,671	1,483
GRAIN, PULSE, AND FLOUR cwt	7,023	3,317	2,934	3,465	3,255	2,383	1,655	1,127	1,692	1,760
HARDWARE (excluding CUTLERY AND ELECTROPLATED WARE) value	—	—	—	—	—	7,505	10,484	18,638	15,251	8,122

No. 13—continued
 CEYLON—continued
 IMPORTS THEREFROM—continued

ARTICLES	QUANTITY					VALUE				
	1914-15	1915-16	1916-17	1917-18	1918-19	1914-15	1915-16	1916-17	1917-18	1918-19
HIDES AND SKINS, RAW—						£	£	£	£	£
Hides, raw { cwt	669	1,196	1,149	1,517	3,418	1,299	2,549	2,636	3,495	7,540
{ =no.	=0,982	=18,598	=13,319	=12,723	=25,177					
Skins, raw { cwt	5,128	5,963	7,214	6,380	4,999	14,404	16,520	25,179	21,150	13,826
{ =no.	=149,370	=169,990	=195,726	=120,113	=142,872					
Total Hides and Skins, raw { cwt	5,797	7,099	8,363	7,897	8,417	15,788	19,069	27,815	24,654	21,366
{ =no.	=155,752	=183,583	=209,045	=141,830	=168,049					
INSTRUMENTS, APPARATUS, AND APPLIANCES, AND PARTS THEREOF— value	—	—	—	—	—	2,976	2,559	2,093	2,392	1,962
JEWELLERY (excluding Imitation Jewellery and Precious Stones and Pearls, unset), also Plate of Gold and Silver— Jewellery	—	—	—	—	—	5,247	13,431	7,837	6,254	7,786
Plate of gold and silver	—	—	—	—	—	823	4,912	722	25	506
LEATHER—										
Hides, dressed or tanned { cwt	964	1,041	1,046	2,057	1,645	6,300	7,453	7,817	22,322	12,312
{ =no.	=13,992	=15,991	=15,149	=37,083	=25,800					
Skins, dressed or tanned { cwt	63	321	4	10	11	1,262	6,337
{ =no.	=63	=11	=86	=5,126	=58,900					
Total Hides and Skins, dressed or tanned { cwt	964	1,041	1,046	3,020	1,966	6,304	7,463	7,828	23,584	18,649
{ =no.	=14,055	=16,002	=15,235	=42,209	=70,766					
LIQUORS (including Methylated and Perfumed Spirits)—										
Spirit gals.	1,081	1,309	158	5,023	20,233	1,188	667	209	1,255	3,484
Other sorts of liquors	928	2,210	1,561	830	1,388	305	532	397	294	559
Total Liquors	2,909	3,519	1,719	5,858	21,571	1,493	1,199	606	1,579	4,043
MACHINERY AND MILLWORK—										
Prime-movers (other than electrical) value	—	—	—	—	—	322	1,275	953	734	1,533
Tea machinery	—	—	—	—	—	3,545	5,024	5,744	4,687	4,154
Other sorts of machinery	—	—	—	—	—	2,170	2,575	4,695	7,763	6,278
Total Machinery and millwork	—	—	—	—	—	6,035	8,874	11,392	13,184	11,965
MANURES tons	105	99	33	24	13	525	575	193	136	8
METALS AND ORES—										
Brass, Bronze, and similar alloys cwt	695	544	546	401	78	1,477	1,368	1,925	2,265	423
Copper	204	532	365	211	78	617	1,590	1,248	1,120	277
Iron or Steel—										
Beams, pillars, girders, and bridgework tons	26	125	13	100	1	402	2,272	938	4,172	56
Hoops and Strips	2	6	150	20	11	22	82	5,051	925	558
Nails, rivets, and washers	5	71	131	13	14	115	1,598	3,841	574	792
Old for re-manufacture	423	486	597	1,737	1,781	1,317	1,598	2,280	7,306	9,733
Pipes and fittings, cast	18	9	1	170	..	381	344	149	8,623	120
Sheets and plates—										
Tinned	4	14	..	2	1	112	1,149	..
Not galvanised or tinned	14	..	50	8	..	268	21	2,353	476	..
Tubes and fittings, wrought	1	3	4	41	..	40	116	136	2,830	44
Wire	16	5	21	164	50	231	124	692	10,260	2,007
Other manufactures	23	52	17	7	5	397	1,200	417	504	454
Total Iron or Steel	528	757	988	2,274	1,862	3,225	7,381	15,959	38,812	13,763
Lead—										
Pig cwt	1,184	823	1,375	1,668	2,377	1,106	909	1,803	2,040	3,919
Wrought—										
Sheets, pipes, and tubes	383	4,548	10,018	22,696	2,005	789	8,917	22,441	54,800	4,333
Sheets for tea chests	946	539	779	4,073	3,434	972	201	748	2,359	3,246
Others
Total Lead	2,513	5,910	12,172	28,437	45,988	2,867	10,627	24,992	59,806	1,01,614
Tin—										
Unwrought (blocks, ingots, bars, and slabs)	7	10	32	21	202	61	136	318	247	3,009
Zinc or Spelter—										
Unwrought	796	949	1,188	180	60	914	2,410	3,431	514	160
Others	34	141	61	159	27	62	358	62	247	66
Total Zinc or Spelter	830	1,090	1,249	339	87	976	2,768	3,493	761	226
Others	320	660	587	619	258	241	504	897	1,757	1,218
Total Metals (excluding Ores) tons	753	1,195	1,739	3,775	4,197	9,464	23,669	48,332	102,708	123,550
MOTOR CARS AND MOTOR CYCLES AND PARTS THEREOF—										
Motor cars no.	18	4	7	..	2	4,632	1,005	1,437	..	667
Motor cycles	23	15	12	5	22	912	579	544	115	1,270
Parts of motor cars and motor cycles and accessories (excluding rubber tyres) value	—	—	—	—	—	161	608	324	558	668
Total Motor cars and motor cycles and parts thereof	—	—	—	—	—	5,705	2,192	2,305	673	2,601

No. 13—continued
CEYLON—continued

IMPORTS THEREFROM—continued

ARTICLES	QUANTITY					VALUE				
	1914-15	1915-16	1916-17	1917-18	1918-19	1914-15	1915-16	1916-17	1917-18	1918-19
OILS—										
Essential gals.	1,448	1,236	2,545	2,530	4,984	£ 1,058	£ 865	£ 1,603	£ 1,600	£ 3,132
Coconut "	26,014	9,950	68,445	360,751	152,176	3,963	1,301	10,346	46,252	23,170
Other sorts "	5,950	1,700	2,693	26,547	2,737	411	248	363	480	428
Total Oils "	33,421	12,886	68,683	389,837	159,897	5,427	2,409	12,512	48,321	26,730
OILSEEDS cwt	3,315	5,159	5,117	18,753	6,259	2,210	1,296	1,235	2,836	1,312
Paints and colours "	1,328	1,185	1,748	3,084	3,870	645	732	1,150	2,238	3,667
Paper and Pasteboard value	—	—	—	—	—	305	583	630	5,843	1,500
Paraffin wax cwt	—	272	—	2,312	—	—	130	—	4,317	—
PLANTS, LIVING										
Precious stones and Pearls, unset	—	—	—	—	—	343	445	305	124	59
PROVISIONS AND OILMAN'S STORES—										
Biscuits and cakes lb	25,335	15,135	24,519	22,616	29,102	836	547	736	882	1,121
Cocoa and Chocolate "	30,114	3,620	10,156	100,619	45,956	2,425	264	687	1,935	2,226
Farinaceous and patent cwt foods	39	9,057	98	48	113	248	6,335	477	445	649
Milk, condensed and preserved, including milk cream lb	292,079	249,072	296,007	175,654	101,985	5,030	6,160	7,020	7,200	2,630
Other sorts of provisions value	—	—	—	—	—	4,010	3,431	2,962	4,011	5,398
Total Provisions and Oilman's stores "	—	—	—	—	—	12,549	10,737	11,882	15,435	12,024
RUBBER—										
Raw lb	112	—	1,730	—	26,917	2	—	127	—	3,478
Tyres no.	112	485	855	1,092	1,021	582	1,726	3,613	6,245	5,244
Tubes "	122	527	829	1,023	258	109	377	1,018	697	400
Other manufactures value	—	—	—	—	—	949	532	437	1,254	8,031
TOTAL RUBBER MANUFACTURES "	—	—	—	—	—	1,640	2,635	5,068	8,196	13,675
SEEDS—										
Castor cwt	2	5	10,307	16,972	—	2	8	11,081	41,298	—
Copra or coconut kernel "	11,755	9,554	102,330	774,249	837,045	13,895	8,426	109,074	567,908	801,858
Tea "	132	80	80	369	133	1,399	924	783	2,956	1,461
Other sorts "	7,358	2,707	1,704	1,500	4,719	2,413	1,665	1,447	1,973	3,345
Total Seeds "	19,247	12,346	114,511	793,090	841,897	17,709	11,018	122,355	584,135	806,684
SHELLS AND COWRIES—										
Shells (chanks, sankhli, large ornamental shells, cowries, mother-of-pearl shells, and oyster shells) "	22,420	9,023	21,841	34,577	24,750	10,355	1,765	13,115	14,277	11,066
Other sorts value	—	—	—	—	—	175	881	448	501	471
Total Shells and Cowries "	—	—	—	—	—	10,530	2,646	13,563	14,778	12,437
SPICES—										
Betelnuts lb	13,336,931	13,708,602	14,256,836	16,922,418	20,448,931	176,396	177,100	193,548	217,263	260,025
Cardamoms "	11,654	49,702	144,423	222,103	88,073	1,147	3,195	9,520	10,369	3,956
Pepper "	129,978	221,287	307,003	372,157	113,074	2,470	4,584	7,876	5,433	2,825
Other sorts "	85,368	48,756	74,971	56,923	65,032	1,209	663	1,285	968	1,640
Total Spices "	13,563,931	14,028,347	14,733,233	17,573,001	20,716,010	181,222	185,542	212,229	234,063	274,440
SUGAR cwt	1,069	202	110	42,166	44	1,176	320	277	50,731	186
TALLOW AND STEARINE "	821	3	13	72	258	652	10	35	185	282
TEA—										
Black lb	1,722,485	2,290,690	1,645,430	4,150,517	5,736,552	55,481	92,451	60,533	148,201	266,426
Green "	22,599	140,876	340,403	962,277	731,574	1,273	3,730	11,021	34,899	20,460
Total Tea "	1,745,084	2,431,566	1,985,833	5,112,794	6,468,126	56,754	96,181	71,554	183,100	286,886
TEA-CHESTS (ENTIRE OR IN SECTIONS) value	—	—	—	—	—	4,204	7,268	1,148	3,343	4,007
TEXTILES—										
Cotton—										
Raw cwt	2,117	235	3,555	2,963	6,095	4,738	403	7,255	12,887	42,941
Waste "	7	368	1,457	8	37	14	731	1,779	12	36
Manufactures—										
Twist and yarn lb	179,800	614,877	638,012	12,050	14,432	6,677	10,979	10,795	803	1,810
Piece goods—										
Grey (unbleached) yards	54,575	222,136	115,377	2,530	23,247	610	2,154	1,322	66	717
White (bleached) "	48,900	135,227	75,905	27,124	161,946	924	2,072	1,925	1,162	8,099
Coloured, printed, or dyed "	264,264	329,520	378,163	78,291	18,763	4,420	5,573	6,975	2,164	830
Thread, sewing lb	6,183	45,759	14,593	5,966	3,947	825	2,466	1,655	905	842
Other sorts of manufactures value	—	—	—	—	—	479	2,803	1,272	815	599
Total Cotton manufactures (including twist and yarn) "	—	—	—	—	—	13,935	25,847	23,944	5,015	12,912

No. 13—continued

CEYLON—continued

IMPORTS THEREFROM—concluded

ARTICLES	QUANTITY					VALUE				
	1914-15	1915-16	1916-17	1917-18	1918-19	1914-15	1915-16	1916-17	1917-18	1918-19
TEXTILES—contd.						£	£	£	£	£
Flax—										
Manufactures—										
Bags and sacks no.	17,560	12,490	25,000	1,184	2,220	5,975
Other manufactures value	—	—	—	—	—	51	77	17	18	142
Total Flax manufactures value	—	—	—	—	—	1,235	2,300	5,992	18	142
Haberdashery and millinery "	—	—	—	—	—	773	608	961	1,437	2,935
Jute—										
Raw tons	..	105	519
Manufactures—										
Gunny bags no.	3,200,256	3,764,833	6,103,397	5,823,004	4,100,070	47,549	60,108	100,125	96,538	78,050
" cloth yards	7,524	2,368	2,070	1,281	53,531	102	26	28	19	2,935
Other manufactures value	—	—	—	—	—	195	917	169	189	260
Total Jute Manufactures "	—	—	—	—	—	47,846	61,111	100,322	96,687	80,354
Silk—										
Manufactures, including silk yarn "	—	—	—	—	—	417	307	985	656	1,485
Wool—										
Manufactures—										
Piece-goods yards	638	1,368	4,719	5,116	18,822	74	179	341	847	3,353
Other sorts value	—	—	—	—	—	168	144	129	148	196
Total Wool manufactures "	—	—	—	—	—	242	323	470	995	3,549
TOYS AND REQUISITES FOR GAMES AND SPORTS, including FISHING TACKLE "	—	—	—	—	—	427	415	523	724	888
UMBRELLAS AND UMBRELLA FITTINGS "	—	—	—	—	—	826	687	713	980	871
WOOD AND TIMBER—										
Timber (other than railway sleepers) cub. tons	4,124	3,081	3,581	3,352	2,210	9,891	11,497	9,217	8,108	5,384
Wood—										
Firewood tons	854	636	442	774	376	834	615	441	860	449
Ornamental value	—	—	—	—	—	288	..	61	9	1
Manufactures of wood, other than furniture and cabinet ware "	—	—	—	—	—	2,527	2,835	4,438	3,200	5,257
Total Wood and Timber "	—	—	—	—	—	13,540	15,147	14,157	17,166	11,001
ARTICLES IMPORTED BY POST "	—	—	—	—	—	34,722	62,552	38,224	51,840	62,958
ALL OTHER ARTICLES OF MERCHANDISE "	—	—	—	—	—	9,480	10,334	18,028	12,188	13,483
GRAND TOTAL "	—	—	—	—	—	627,721	636,732	827,459	1,604,326	1,958,425

EXPORTS THERETO

INDIAN MERCHANDISE

ARTICLES	QUANTITY					VALUE				
	1914-15	1915-16	1916-17	1917-18	1918-19	1914-15	1915-16	1916-17	1917-18	1918-19
ANIMALS, LIVING—						£	£	£	£	£
Cattle (except sheep and goats) no.	15,150	11,555	8,343	6,302	5,770	44,138	28,111	20,556	18,100	20,454
Horses "	96	23	16	14	20	1,292	560	703	1,123	2,050
Sheep and goats "	81,012	75,679	84,720	71,932	70,676	44,649	50,051	55,935	61,189	70,374
Other kinds "	133,184	162,514	156,621	117,383	78,607	6,178	6,133	6,070	4,744	3,569
Total Animals, living "	229,442	249,776	249,700	194,631	155,133	96,257	84,865	83,264	85,166	105,447
APPAREL (INCLUDING DRESSERY, UNIFORMS, ACCOUTREMENTS, BUT EXCLUDING HOSIERY) value	—	—	—	—	—	5,428	7,740	6,576	9,869	5,585
ART. WORKS OF BOOKS PRINTED, AND PRINTED MATTER (not being STATIONERY), including CHARTS, MAPS AND value	—	—	—	—	—	182	184	323	521	199
BOOTS AND SHOES pairs	1,849	2,156	4,887	665	4,152	525	887	953	326	1,913
BUILDING AND ENGINEERING MATERIALS, other than OF IRON, STEEL, OR WOOD value	—	—	—	—	—	10,752	6,927	13,653	14,487	12,807
CANDLES OF ALL KINDS lb	1,117,395	1,198,836	1,656,000	1,571,152	511,375	20,054	22,477	20,889	20,478	9,733
CANES AND RATTANS cwt	55	83	149	237	210	40	199	443	334	575
CARRIAGES AND CARTS (excluding RAILWAY CARRIAGES), AND PARTS THEREOF value	—	—	—	—	—	237	99	268	567	184

INDIAN MERCHANDISE—continued

ARTICLES	QUANTITY					VALUE				
	1914-15	1915-16	1916-17	1917-18	1918-19	1914-15	1915-16	1916-17	1917-18	1918-19
						£	£	£	£	£
CHEMICALS AND CHEMICAL PREPARATIONS (EXCLUDING CHEMICAL MANURES AND MEDICINES)—										
Potassium compounds—										
Saltetre cwt	48,189	32,448	1,069	..	8,888	33,721	26,608	1,427	..	10,253
Other sorts of chemicals value	—	—	—	—	—	1,863	5,706	2,574	3,010	5,344
Total Chemicals, &c ..	—	—	—	—	—	35,584	32,404	4,001	3,919	15,597
COAL, COKE, AND PATENT FUEL tons										
	308,428	588,212	538,921	154,229	81,327	235,582	364,748	320,508	93,221	60,582
COFFEE cwt										
	11,125	13,277	14,454	10,174	15,634	40,254	45,965	47,289	51,853	45,037
COIR, MANUFACTURED (EXCLUDING ROPE) "										
	815	918	4,974	9,983	10,758	1,138	1,039	7,847	8,747	13,843
CORDAGE AND ROPE OF VEGETABLE FIBRE (EXCLUDING JUTE AND COTTON) "										
	1,374	1,786	1,479	839	1,461	2,682	3,167	3,029	1,920	4,026
DRUGS AND MEDICINES (EXCLUDING CHEMICALS AND NARCOTICS) value										
	—	—	—	—	—	1,920	2,712	3,941	3,049	4,760
DYEING AND TANNING SUBSTANCES—										
Cutch and gambier cwt										
	1,283	961	1,601	727	776	1,509	1,478	1,911	912	1,344
Myrobalans "	540	1,452	1,996	790	2,884	182	531	870	319	1,475
Turmeric "	10,179	10,560	10,018	10,731	10,928	5,424	8,234	11,260	11,779	13,083
Other sorts "	10,019	11,005	1,770	1,807	723	3,834	5,280	1,273	819	10,292
Total Dyeing and Tanning substances "	22,001	23,978	15,377	14,064	15,311	10,949	15,523	15,314	13,820	26,104
CHINA WARE AND PORCELAIN (excluding PIPES OF CHINA WARE) value										
	—	—	—	—	—	1,336	1,531	1,294	1,837	1,554
FIBRE FOR BRUSHES AND BROOMS cwt										
	3,306	2,222	983	673	8,161	4,113	3,132	1,293	800	10,638
FISH (excluding CANNED FISH)—										
Fish, dry, unsalted "										
	37,295	52,568	59,666	34,044	43,018	26,175	37,104	42,858	28,157	31,776
" " salted "	137,238	140,069	173,845	203,167	163,051	118,622	136,086	178,318	198,297	182,363
" wet, salted (ngaps) "	14,489	19,398	10,531	7,350	1,905	9,362	12,933	9,154	3,870	1,016
FODDER, BEAN, AND POLLARDS (EXCLUDING OILCAKE) value										
	—	—	—	—	—	17,318	19,157	23,009	20,821	18,778
FRUITS AND VEGETABLES—										
Fresh fruits and vegetables—										
Fresh fruits "										
	—	—	—	—	—	30	301	150	117	154
Fresh vegetables, of all kinds "										
	—	—	—	—	—	109,835	154,711	114,017	146,574	145,893
Fruits and vegetables: dried, salted, or preserved, all sorts cwt										
	43,303	36,424	35,486	50,205	41,726	17,595	12,157	11,270	21,301	17,708
Total Fruits and Vegetables value	—	—	—	—	—	127,460	167,169	126,337	167,992	163,755
FURNITURE AND CABINETWARE "										
	—	—	—	—	—	805	1,489	1,005	608	898
GLASS AND GLASSWARE "										
	—	—	—	—	—	327	323	622	885	508
GRAIN, PULSE, AND FLOUR—										
Barley cwt										
	2,898	3,261	4,586	6,545	7,598	1,097	1,268	1,885	2,836	4,411
Oats "	3,694	5,487	8,420	7,420	7,964	1,684	2,604	4,114	3,375	5,046
Pulse—										
Beans (a) "										
	—	—	—	—	9,155	—	—	—	—	4,000
Gram "	52,096	62,998	67,281	64,969	43,918	17,982	22,993	25,218	26,718	22,970
Lentils (a) "	—	—	—	—	8,291	—	—	—	—	4,726
Other sorts (b) "	151,640	147,442	189,170	245,929	134,198	50,150	63,759	85,076	111,193	66,120
Total pulse "	203,736	210,440	258,451	310,898	195,557	77,141	86,752	110,294	137,911	97,825
Rice in the husk "										
	469,653	552,351	1,015,896	504,201	702,050	99,118	110,881	219,609	99,508	139,211
" not in the husk "	5,577,606	6,207,138	7,211,209	7,006,975	6,819,184	2,678,750	3,075,977	3,339,684	3,226,278	3,118,861

(a) Separately recorded from April, 1918
 (b) Includes "Beans" and "Lentils" prior to April, 1918

No. 13—continued
CEYLON—continued
EXPORTS THERE TO—continued

INDIAN MERCHANDISE—continued

ARTICLES	QUANTITY					VALUE				
	1914-15	1915-16	1916-17	1917-18	1918-19	1914-15	1915-16	1916-17	1917-18	1918-19
GRAIN, PULSE, AND FLOUR—contd.										
Wheat cwt	908	1,000	873	548	29	447	595	428	875	25
" flour "	121,535	160,776	190,465	189,535	116,418	74,324	107,938	112,983	126,556	100,631
Other sorts "	860	795	945	940	632	300	296	383	386	410
Total Grain, Pulse, and Flour "	0,380,886	7,147,248	8,687,550	8,027,062	7,840,470	2,932,861	3,386,251	3,780,330	8,507,325	3,475,420
HARDWARE AND CUTLERY, INCLUDING PLATED WARE value										
	—	—	—	—	—	5,241	8,074	8,506	2,210	1,509
HIDES AND SKINS, RAW										
{ owt	1,022	663	208	830	3,887	2,749	2,100	1,166	6,622	10,926
{ = no.	=11,551	=10,897	=4,802	=42,416	=160,270					
HORNS, TIPS AND PIECES OF HORN, AND HORNMEAL										
{ owt	5,740	3	1	3,782
INSTRUMENTS, APPARATUS, AND APPLIANCES, AND PARTS THEREOF . . . value										
	—	—	—	—	—	686	1,781	760	1,232	1,070
LEATHER—										
Skins, tanned or dressed—										
{ owt	190	148	119	45	180	1,677	1,462	2,318	1,112	524
{ = no.	=55,725	=37,454	=38,558	=13,212	=8,164					
{ owt	8	6	..	1	..	67	57	..	24	3
{ = no.	=319	=504	=27	=433	=1					
Total Skins, tanned or dressed { owt	198	154	119	46	180	1,744	1,519	2,322	1,136	527
{ = no.	=56,044	=37,958	=38,585	=13,645	=8,165					
Manufacture (excluding boots, and shoes and belt-making for machinery)										
	—	—	—	—	—	59	108	520	199	208
MACHINERY AND MILL WORK "										
	—	—	—	—	—	47	143	2,446	1,001	2,207
MANURES—										
Bones tons	6,028	9,597	11,605	8,400	10,998	25,682	41,646	56,079	43,961	57,706
Fish manures, and guano "	2,120	2,633	9,365	10,461	16,251	8,646	15,513	60,156	87,030	130,327
Sulphate of ammonia "	—	—	..	196	..	—	—	..	2,816	..
Other kinds "	593	1,304	1,780	755	2,378	5,251	12,510	19,770	9,641	25,118
Total Manures "	8,741	13,534	22,740	19,612	20,027	30,570	69,669	136,005	144,048	213,151
MATS AND MATTING sq. yds										
	523,749	457,909	432,341	324,858	368,311	726	765	865	807	612
METALS AND ORES—										
Brass, Bronze, and similar alloys, wrought cwt	100	51	225	26	81	520	307	1,556	201	1,140
Copper "	457	385	221	31	12	2,478	2,367	1,719	140	120
Iron or steel tons	517	438	878	539	263	2,408	2,785	7,302	5,294	4,680
Lead cwt	40,731	60,620	90,730	121,873	117,938	39,800	94,884	139,362	102,100	184,027
Others tons	..	1	..	2	..	8	220	44	459	10
Total Metals and ores "	2,582	4,494	5,437	6,037	6,164	45,313	100,572	149,983	198,284	189,905
OILS—										
Animal gals.	816	947	3,348	252	792	39	53	235	11	53
Essential "	750	884	408	131	41	641	1,234	588	398	234
Mineral "	91,215	56,840	56,465	47,778	96,973	6,077	3,800	3,659	3,174	7,021
Vegetable, non-essential—										
Castor "	51,524	66,372	54,920	50,459	11,980	4,560	5,964	5,482	7,301	2,582
Groundnut "	63,174	104,459	77,378	61,668	17,130	6,091	10,156	8,061	6,098	2,063
Linseed "	4,410	22,070	16,195	21,977	39,935	632	3,240	3,159	4,743	11,328
Sesamum (til or jinjili) "	30,020	22,371	18,179	15,713	4,694	4,231	2,078	2,336	2,107	761
Other sorts "	13,199	11,944	10,510	11,136	20,436	1,584	1,271	1,517	1,457	4,489
TOTAL OILS "	255,108	286,387	237,903	209,114	192,131	24,805	28,696	25,037	26,189	28,481

No. 13—continued
 CEYLON—continued
 EXPORTS THERETO—continued

INDIAN MERCHANDISE—continued

ARTICLES	QUANTITY					VALUE				
	1914-15	1915-16	1916-17	1917-18	1918-19	1914-15	1915-16	1916-17	1917-18	1918-19
OILCAKES—						£	£	£	£	£
Castor cake . . . cwt	78,791	227,023	180,834	57,927	85,081	13,773	44,532	43,061	13,637	23,297
Groundnut cake	280,516	708,405	506,868	354,613	445,237	59,383	155,892	132,154	87,909	126,825
Linseed, Rape, and Sesamum cake	390,568	422,372	482,192	426,823	—	175,805	172,733	191,829	174,255	—
Linseed cake (a)	—	—	—	—	31,788	—	—	—	—	18,331
Rape and Sesamum cake (a)	—	—	—	—	325,514	—	—	—	—	177,740
Others	99,028	95,089	16,405	6,193	5,034	25,712	23,743	2,897	2,099	1,644
Total Oil cakes	849,509	1,453,389	1,192,299	845,556	898,254	274,653	306,900	376,841	277,000	347,687
OPPIUM	chests	65	80	60	70	12,743	7,423	15,172	13,023	16,472
	=cwt	=118	=96	=87	=103					
PAINTS AND PAINTERS' MATERIALS—										
Paints and Colours	306	31	108	75	1,130	172	102	163	37	2,501
Painters' materials	—	—	—	—	—	1	4	—	32	455
Total paints and painters' materials	—	—	—	—	—	173	106	163	69	2,956
PAPER AND PASTEBOARD	—	—	—	—	—	1	132	7,579	13,866	11,096
Paraffin wax	23	33	172	2,434	57	62	50	806	3,749	125
PERFUMERY (not being PERFUMED SPIRITS)	—	—	—	—	—	—	—	—	—	—
PRECIOUS STONES AND PEARLS, UNSET	—	—	—	—	—	1,022	974	1,709	1,397	1,495
PROVISIONS AND OILMAN'S STORES—										
Butter	228,403	196,107	282,778	263,239	160,095	11,221	9,925	14,441	15,794	12,297
Ghi	475,765	401,055	480,069	367,366	283,165	18,542	15,459	17,735	14,154	18,418
Pickles, chutnies, and condiments	337	324	310	224	589	582	612	607	643	614
Other sorts of provisions	—	—	—	—	—	—	—	—	—	—
Total Provisions and Oilman's stores	—	—	—	—	—	7,437	9,623	13,928	9,835	11,135
RAILWAY PLANT AND ROLLING-STOCK	—	—	—	—	—	—	—	4,301	2,243	3,137
RUBBER, RAW	878,304	1,303,392	1,604,517	1,918,818	3,067,088	141,453	195,240	209,189	257,520	414,922
MANUFACTURES	—	—	—	—	—	272	8,050	1,648	439	77
SALT	—	—	—	—	—	—	—	—	—	—
SEEDS—										
Oilseeds—										
Essential—										
Aniseed	852	130	1,869	205	169	414	136	2,000	189	153
Coriander	32,794	33,310	29,780	38,848	33,541	18,855	20,597	23,045	24,742	29,052
Cumin	1,914	9,472	13,242	9,331	7,961	4,641	31,508	46,175	29,331	22,154
Fennel	2,488	1,528	3,305	3,500	4,279	1,831	1,405	3,152	2,888	4,965
Fenugreek	5,084	6,126	3,826	6,950	4,450	2,811	3,528	2,807	4,806	4,442
Other sorts	435	832	420	405	523	338	621	359	635	636
Total Seeds, essential	43,067	51,398	52,451	59,329	55,923	28,800	63,853	77,538	62,031	61,402
Non-essential—										
Cotton	37,238	38,598	36,080	28,769	20,571	10,891	10,286	9,299	7,012	7,970
Groundnuts	4,344	8,201	6,186	6,478	2,490	1,583	2,748	2,334	2,359	1,038
Mustard	3,530	4,102	4,280	785	1,532	2,362	2,980	3,338	631	1,524
Rape	1,727	3,118	1,575	2,873	935	1,010	2,125	1,172	2,034	820
Sesamum (oil or jinjill)	28,998	28,650	11,393	30,838	12,200	18,255	17,071	7,347	22,050	9,586
Tea	649	727	814	218	161	6,208	7,933	7,772	1,994	1,435
Other sorts	642	424	511	106	350	459	257	362	185	305
Total Seeds, non-essential	77,128	83,905	60,839	70,158	38,317	40,768	43,400	31,624	37,765	22,678
Other than oil seeds	240	176	301	249	171	211	163	312	225	196
Total Seeds	120,435	135,479	118,591	129,736	94,411	69,869	107,416	109,474	100,671	84,276
SHELLS AND COWRIES—										
Shells (chanks, sankhli, large ornamental shells, cowras, mother of pearl shells, and oyster shells)	105	1,233	1,412	5	18	540	1,067	2,675	9	27
SOAP	80	213	76	472	100	71	168	40	534	106
SPICES—										
Cardamoms	85,613	31,460	2,663	908	2,712	6,976	2,166	167	68	173
Chillies	10,355,306	9,954,830	10,230,090	10,238,263	7,335,602	116,518	118,604	122,558	129,151	161,296
Ginger	348,368	205,302	248,025	286,353	409,239	3,781	2,086	3,097	3,679	6,335
Pepper	55,874	73,664	103,905	104,051	291,040	1,286	2,075	3,512	4,024	8,798
Other sorts	1,167	16,715	4,236	209	1,106	18	501	56	6	42
Total Spices	10,796,328	10,281,971	10,588,923	10,630,774	8,039,899	123,579	125,412	129,380	136,023	177,144
Stationery (excluding paper)	—	—	—	—	—	—	—	—	—	—
STONE AND MARBLE	57,076	79,443	76,189	23,020	81,900	1,360	1,711	204	346	792

(a) Separately recorded from April 1918

No. 13—continued

CEYLON—continued
EXPORTS THERE TO—continued

INDIAN MERCHANDISE—continued

ARTICLES	QUANTITY					VALUE				
	1914-15	1915-16	1916-17	1917-18	1918-19	1914-15	1915-16	1916-17	1917-18	1918-19
SUGAR—						£	£	£	£	£
Sugar, 16 Dutch Standard and above . . . cwt	6,239	6,111	4,795	3,670	16,303	4,765	6,023	4,725	2,945	16,979
Sugar, 15 Dutch Standard and below . . . "	38,969	43,181	199,707	51,744	72,445	17,959	23,610	98,537	31,205	44,146
Confectionery . . . "	..	208	1,111	2,063	674	..	420	2,237	4,120	2,348
Total Sugar . . . "	45,208	49,450	205,613	57,477	88,512	22,724	30,058	105,499	38,360	63,472
TALLOW AND STEARINE (including GREASE AND ANIMAL FAT) . . . "	502	1,320	1,277	1,173	265	1,549	2,362	3,209	2,774	731
TEA, BLACK . . . lb	3,014,266	4,242,312	3,647,157	4,484,234	1,283,086	124,434	166,378	147,542	186,375	52,821
" GREEN . . . "	278,364	64,150	11,246	2,078
Total Tea* . . . "	3,292,630	4,306,462	3,647,157	4,484,234	1,283,086	135,680	168,456	147,542	186,325	52,821
Tea Waste for the manufacture of Caffeine . . . "	64,597	42,354	167,452	401	265	2,008
TEXTILES—										
Cotton—										
Raw . . . cwt	6,056	8,243	6,952	13,340	11,610	15,586	15,429	19,891	58,474	67,121
Twist and yarn . . . lb	282,050	309,588	287,783	238,117	238,706	12,108	15,049	15,886	16,234	22,191
Manufactures—										
Handkerchiefs and shawls in the piece . . . no.	5,134	64,706	293,616	63,652	58,504	84	1,185	5,075	1,023	1,725
Hosiery . . . value	396	144	168	1,858	5,443
Piece goods—										
Grey (unbleached) . . . yards	383,016	485,669	360,007	464,485	960,727	7,052	8,407	6,811	12,400	35,718
White (bleached) . . . "	79,800	113,789	224,014	172,339	167,065	1,605	2,452	4,182	4,555	6,192
Coloured, printed, or dyed . . . "	6,339,918	9,276,190	10,055,265	10,565,007	11,853,231	196,606	168,630	104,423	238,201	321,100
Total Piece goods . . . "	6,803,642	9,875,648	10,649,786	11,201,921	12,981,073	115,263	174,489	205,416	255,306	363,010
Thread, sewing . . . lb	9,438	26,762	13,364	13,125	5,346	434	1,718	1,014	976	529
Other sorts of manufactures . . . value	1,716	2,404	2,257	4,948	4,704
Total Cotton manufactures (including twist and yarn) . . . "	130,003	194,689	220,806	286,345	397,062
Flax manufactures . . . "	589	109	141	56	61
Haberdashery and Millinery . . . "	563	780	514	416	1,720
Hemp manufactures . . . "	359	1	68	550	571
Jute—										
Manufactures—										
Sacking gunny bags (a) . . . no.	1,658,858	1,005,686	1,023,399	41,581	29,344	55,545
Hessian " " (a) . . . "	20,000	4,025	21,200	502	571	779
Total Gunny bags . . . "	1,480,700	653,877	1,678,858	1,009,711	1,044,599	32,798	14,850	42,083	30,915	56,324
Sacking gunny cloth (a) . . . yards	10,000	2,000	164	18	..
Hessian " " (a) . . . "	1,434,000	1,162,063	1,977,200	19,509	15,615	51,251
Total Gunny cloth . . . "	1,593,572	2,395,525	1,444,000	1,164,063	1,977,200	13,713	28,143	19,673	15,633	51,251
Rope and twine . . . cwt	2,040	2,384	2,103	1,894	2,278	2,526	2,773	2,714	4,270	6,352
Other kinds . . . value	116	742	381	655	222
Total Jute manufactures (including twist and yarn) . . . "	49,153	46,568	64,851	50,473	114,140
Silk manufactures—										
Piece goods . . . yards	484	2,903	6,768	11,147	1,315	58	348	488	502	145
Goods of silk mixed with other materials . . . "	23,186	20,411	16,360	22,969	35,827	1,037	884	815	1,127	2,080
Other sorts . . . lb	160	502	..	2	..	20	42
Total Silk manufactures value . . . "	1,115	1,274	1,303	1,629	2,225
Woolen manufactures . . . "	6,783	9,613	11,973	9,727	10,390
TOBACCO										
Unmanufactured . . . lb	107,618	110,529	90,216	78,973	79,774	2,012	1,930	1,520	1,270	1,375
Manufactured . . . "	26,417	51,321	61,849	64,802	54,015	816	1,388	2,865	2,845	3,574
TOYS AND REQUISITES FOR GAMES AND SPORTS, INCLUDING FISHING TACKLE (other than FIREARMS) . . . value	327	393	502	174	213
WAX OF ALL KINDS, OTHER THAN PARAFFIN WAX (EXCLUDING CANDLES) . . . cwt	241	275	76	110	120	1,505	1,640	457	704	726

* Tea consigned from British India to Ceylon is almost entirely transhipped at Colombo to other countries and does not therefore appear in the Ceylon customs returns as imports into Ceylon

(a) Separately recorded from April, 1916

No. 13—continued
 CEYLON—continued
 EXPORTS THERETO—continued

INDIAN MERCHANDISE—concluded

ARTICLES	QUANTITY					VALUE				
	1914-15	1915-16	1916-17	1917-18	1918-19	1914-15	1915-16	1916-17	1917-18	1918-19
						£	£	£	£	£
WOOD AND TIMBER—										
Timber, other than railway sleepers—										
Teak wood . . . cubic tons	1,246	1,186	1,702	1,206	6,172	10,403	9,716	13,038	12,306	62,118
Other timber . . . " "	300	191	144	21	64	1,570	1,610	1,338	162	513
Wood—										
Fire wood tons	5	3	23	3	..
Ornamental wood . . . value	—	—	—	—	—	40	116	400	163	142
Manufactures of wood (other than furniture and cabinet ware) . . .	—	—	—	—	—	497	3,013	1,735	3,211	3,666
Total Wood and Timber . . .	—	—	—	—	—	12,519	14,455	17,533	15,915	66,444
ARTICLES EXPORTED BY POST. . . .	—	—	—	—	—	140,683	175,310	206,211	109,040	108,214
ALL OTHER ARTICLES OF MERCHANDISE . . .	—	—	—	—	—	8,711	8,603	10,609	11,683	10,823
GRAND TOTAL . . .	—	—	—	—	—	5,032,688	6,120,034	6,781,423	6,438,872	6,741,616

FOREIGN MERCHANDISE

ARTICLES	QUANTITY					VALUE				
	1914-15	1915-16	1916-17	1917-18	1918-19	1914-15	1915-16	1916-17	1917-18	1918-19
						£	£	£	£	£
ANIMALS, LIVING—										
Horses no.	10	108	100	38	15	1,913	4,693	5,122	17,460	7,500
APPAREL (INCLUDING DRESSERY, UNIFORMS, AND ACCOUTREMENTS, BUT EXCLUDING HOSIERY AND BOOTS AND SHOES) value	—	—	—	—	—	1,780	1,958	2,688	873	1,661
ARMS, AMMUNITION, AND MILITARY STORES . . .	—	—	—	—	—	170	368	292	1,023	177
BOOKS PRINTED, AND PRINTED MATTER (not being STATIONERY), INCLUDING MAPS AND CHARTS . . . cwt	160	370	297	159	176	1,359	3,043	2,572	1,738	2,383
BUILDING AND ENGINEERING MATERIALS . . . value	—	—	—	—	—	3	125	3,529	289	118
CARRIAGES AND CARTS (excluding RAILWAY CARRIAGES), AND PARTS THEREOF . . .	—	—	—	—	—	6,904	2,322	5,304	2,539	1,445
CHEMICALS AND CHEMICAL PREPARATIONS (excluding CHEMICAL MANURES AND MEDICINES)—										
Ammonia and salts thereof cwt	19	23	101	23	338	42	56	702	78	1,651
Sulphuric acid	242	315	444	58	317	859	895	647	322	704
Other sorts of chemicals value	—	—	—	—	—	921	710	4,209	8,334	9,029
TOTAL . . .	—	—	—	—	—	1,322	1,161	5,558	3,734	11,284
CORDAGE AND ROPE OF VEGETABLE FIBRE, (excluding JUTE AND COTTON) cwt	8	87	187	476	46	83	306	816	3,053	284
DRUGS AND MEDICINES (excluding CHEMICALS AND NARCOTICS)—										
Camphor lb.	15,594	12,975	18,162	26,851	12,888	1,487	1,245	1,326	3,312	1,589
Quinine salts—	—	—	—	—	—	—	—	—	—	—
Quinine sulphate or bisulphate(a) . . .	—	679	141	1,894	1,000	—	154	187	3,201	2,100
Others(a)	—	..	299	70	..	—	..	870	160	..
Other sorts of drugs and medicines . . . value	—	—	—	—	—	1,268	1,790	3,241	2,799	2,486
TOTAL . . .	—	—	—	—	—	2,755	3,189	6,124	9,472	6,174
DYEING AND TANNING SUBSTANCES . . .	—	—	—	—	—	369	613	142	115	630
EARTHENWARE AND PORCELAIN (excluding PIPES OF EARTHENWARE) . . .	—	—	—	—	—	400	218	1,008	116	282
FISH (excluding CANNED FISH)—										
Fish, dry, unsalted . . . cwt	652	262	2,423	922	482	985	437	2,240	1,131	964
“ salted	41	..	29	644	..	38	..	45	636	..
FRUITS AND VEGETABLES—										
Fruits and vegetables: dried, salted, or preserved—										
Dates	7,138	8,116	7,337	4,865	3,722	3,965	4,881	4,178	2,320	2,011
Other sorts	2,010	1,769	1,577	1,464	1,185	2,751	2,580	2,729	3,005	3,027

(a) Separately recorded from April, 1916

No. 13—continued
 CEYLON—continued.
 EXPORTS THERETO—continued

FOREIGN MERCHANDISE—continued

ARTICLES	QUANTITY					VALUE				
	1914-15	1915-16	1916-17	1917-18	1918-19	1914-15	1915-16	1916-17	1917-18	1918-19
GLASS AND GLASSWARE . value	—	—	—	—	—	£ 052	£ 1,094	£ 2,407	£ 1,230	£ 461
GRAIN, PULSE, AND FLOUR cwt	1,898	1,247	..	524	470	..
GUMS AND RESINS . . "	537	790	604	727	708	661	998	974	909	1,077
HARDWARE, EXCLUDING CUTLERY AND ELECTROPLATED WARE . value	—	—	—	—	—	2,467	8,692	12,147	5,682	4,004
INSTRUMENTS, APPARATUS, AND APPLIANCES, AND PARTS THEREOF—										
Electrical "	—	—	—	—	—	426	549	2,600	1,636	1,052
Musical "	—	—	—	—	—	1,010	1,608	1,108	1,386	673
Other kinds "	—	—	—	—	—	513	856	2,011	707	1,100
Total Instruments, Apparatus, and Appliances, and parts thereof "	—	—	—	—	—	2,949	3,013	5,717	3,818	2,825
LEATHER MANUFACTURES "	—	—	—	—	—	72	225	586	121	164
LIQUORS gals.	704	620	839	779	4,822	208	215	289	170	2,326
MACHINERY AND MILL- WORK value	—	—	—	—	—	2,565	4,789	6,621	5,741	5,387
MATCHES gross of boxes	28,790	5,750	11,200	100	..	2,291	466	801	14	..
METALS AND ORES— Iron or steel tons	307	920	1,540	420	51	3,085	14,408	34,201	18,883	2,879
Others "	40	19	47	8	10	1,870	2,085	6,017	1,846	956
Total Metals and Ores "	247	939	1,586	428	61	4,955	16,583	40,218	20,529	3,835
OILS—										
Mineral gals.	7,620	3,001	11,812	10,700	3,086	510	456	1,048	990	378
Other sorts "	61	46	20	8	99	81	16	9	2	39
Total Oils "	7,681	3,047	11,841	10,708	3,185	541	474	1,057	992	416
OILCLOTH AND FLOOR CLOTH sq. yds	526	18,150	16,559	..	1,080	54	1,225	1,017	..	144
PAINTS AND PAINTERS' MATERIALS—										
Paints and Colours cwt	73	172	225	301	276	203	600	1,110	848	1,369
PAPER AND PASTEBOARD—										
Paper—										
Printing Paper "	8	53	321	435	1,973	32	92	337	1,498	5,461
Writing Paper value	—	—	—	—	—	118	363	655	1,864	4,078
Other kinds "	—	—	—	—	—	350	1,202	6,275	1,167	5,911
Total Paper and paste- board "	—	—	—	—	—	500	1,657	7,270	4,510	16,050
PERFUMERY (not being perfumed spirits) "	—	—	—	—	—	340	534	382	519	573
PRINTING AND LITHO- GRAPHING MATERIALS "	—	—	—	—	—	231	239	91	593	465
PITCH, TAR, AND DAMBER cwt	138	688	258	8,504	525	58	281	137	3,590	254
PROVISIONS AND OILMAN'S STORES "	2,014	493	1,822	2,706	2,435	5,523	1,411	5,042	13,000	12,577
RAILWAY PLANT AND ROLL- ING STOCK value	—	—	—	—	—	146	400	1,339	513	696
RUBBER MANUFACTURES "	—	—	—	—	—	747	474	1,044	3,062	2,008
SEEDS cwt	..	1,237	4	1	..	6	1,473	20	1	..
SHELLS AND COWRIES . value	—	—	—	—	—	588	202	640	201	107
SOAP cwt	26	32	20	631	8	277	84	622	565	1,100
SPICES lb	17,588	45,195	21,200	30,675	42,847	461	807	1,708	1,299	1,408
STATIONERY (excluding paper) value	—	—	—	—	—	833	1,833	1,708	1,299	1,408
SUGAR— Sugar, 16 Dutch standard and above cwt	1,558	3,800	22	3,238	67,656	1,232	3,692	28	3,884	77,797
TEXTILES—										
Cotton— Twist and yarn lb	16,504	12,700	5,789	10,800	3,272	872	851	504	1,045	387

CEYLON
STRAITS SETTLEMENTS

(322)

No. 13—continued

CEYLON—concluded

EXPORTS THERETO—concluded

FOREIGN MERCHANDISE—concluded

ARTICLES	QUANTITY					VALUE				
	1914-15	1915-16	1916-17	1917-18	1918-19	1914-15	1915-16	1916-17	1917-18	1918-19
TEXTILES—continued						£	£	£	£	£
Cotton—continued										
Manufactures—										
Piece goods—										
Grey (unbleached) yards	348,456	319,792	597,250	682,943	509,197	4,643	4,352	10,739	16,551	17,291
White (bleached). "	476,219	592,800	808,131	576,823	208,630	7,216	9,362	15,581	14,847	8,534
Coloured, printed, or dyed. "	495,340	892,511	1,530,872	1,067,209	717,939	9,146	16,251	32,161	32,422	28,332
Handkerchiefs and shawls in the piece no.	2,901	145,656	169,586	9,564	1,860	46	1,757	2,627	97	33
Hosiery . . . value	—	—	—	—	—	1,037	1,886	6,007	3,098	1,745
Other sorts of manufactures . . . "	—	—	—	—	—	1,538	1,793	1,083	1,725	1,023
Total Cotton manufactures (including twist and yarn) "	—	—	—	—	—	24,493	36,252	69,646	70,615	57,345
Flax manufactures . . . "	—	—	—	—	—	518	567	292	230	97
Haberdashery and Millinery . . . "	—	—	—	—	—	1,003	543	767	508	165
Silk—										
Manufactures—										
Goods of silk mixed with other materials . . . yards	8,813	2,192	38,765	684	6,513	306	138	2,680	51	692
Piece goods . . . "	44,594	45,034	31,011	14,403	15,023	2,161	2,465	1,840	1,348	2,246
Other sorts . . . value	—	—	—	—	—	4	7	62
Total Silk manufactures "	—	—	—	—	—	2,471	2,610	4,520	1,390	3,000
Wool—										
Manufactures—										
Piece goods . . . yards	39,238	41,350	18,402	9,059	4,771	1,528	1,772	1,504	902	440
Other sorts . . . value	—	—	—	—	—	278	343	201	79	616
Total Woollen manufactures "	—	—	—	—	—	1,806	2,115	1,705	981	1,056
TOYS AND REQUISITES FOR GAMES AND SPORTS. "	—	—	—	—	—	431	724	504	1,710	25
UMBRELLAS, INCLUDING PARASOLS AND SUN-SHADES . . . no.	1,021	189	3,924	9	15	75	22	807	..	11
WOOD AND TIMBER—										
Manufactures of wood, other than furniture and cabinet ware . . . value	—	—	—	—	—	2,156	403	597	245	896
ARTICLES RE-EXPORTED BY POST . . . "	—	—	—	—	—	14,365	12,529	19,062	20,435	25,037
ALL OTHER ARTICLES OF MERCHANDISE . . . "	—	—	—	—	—	6,012	1,493	3,370	3,810	12,814
GRAND TOTAL . . . "	—	—	—	—	—	107,286	136,598	234,061	226,109	275,401
GRAND TOTAL OF INDIAN AND FOREIGN MERCHANDISE . . . "	—	—	—	—	—	5,139,974	6,256,682	7,016,084	6,664,981	7,017,079

STRAITS SETTLEMENTS (INCLUDING LABUAN)

IMPORTS THEREFROM

ARTICLES	QUANTITY					VALUE				
	1914-15	1915-16	1916-17	1917-18	1918-19	1914-15	1915-16	1916-17	1917-18	1918-19
ANIMALS, LIVING—						£	£	£	£	£
Horses no.	19	5	32	81	2	387	127	1,663	4,613	100
Other kinds "	27	12	43	13	..	7,943	4,333	1,163	295	..
Total Animals, living . . . "	46	17	125	94	2	8,330	4,460	2,816	4,908	100

No. 13—continued

STRAITS SETTLEMENTS (INCLUDING LABUAN)—continued

IMPORTS THEREFROM—continued

ARTICLES	QUANTITY					VALUE				
	1914-15	1915-16	1916-17	1917-18	1918-19	1914-15	1915-16	1916-17	1917-18	1918-19
						£	£	£	£	£
APPAREL (excluding HOSIERY AND BOOTS AND SHOES)— Apparel (including drapery, uniforms, accoutrements) . . . value	—	—	—	—	—	7,428	7,314	5,746	6,311	6,410
Hats, caps, bonnets, and hatter's ware . . . "	—	—	—	—	—	648	789	1,172	1,260	2,083
Other sorts . . . "	—	—	—	—	—	115	402	80	95	270
Total Apparel . . . "	—	—	—	—	—	8,189	8,205	6,948	7,666	8,752
ARMS, AMMUNITION, AND MILITARY STORES . . . "	—	—	—	—	—	640	319	328	518	472
BOOTS AND SHOES— Of leather . . . pairs	10,843	11,332	9,516	4,512	4,115	1,488	1,450	1,206	665	461
Of other materials . . . "	5,838	10,835	6,039	8,493	2,383	277	210	153	109	172
BUILDING AND ENGINEERING MATERIALS, other than OF IRON, STEEL, OR WOOD . . . value	—	—	—	—	—	681	1,857	975	1,024	1,793
CANES AND BATTANS . . . cwt	45,918	42,958	47,192	53,378	38,466	29,103	27,714	29,818	34,254	30,906
CARRIAGES AND CARTS (excluding RAILWAY CARRIAGES), AND PARTS THEREOF . . . value	—	—	—	—	—	2,361	4,269	4,922	2,128	3,981
CHEMICALS AND CHEMICAL PREPARATIONS (EXCLUDING CHEMICAL MANURE AND MEDICINES) . . . "	—	—	—	—	—	533	837	1,314	2,972	7,384
CLOCKS AND WATCHES, AND PARTS THEREOF— Clocks and timepieces . . . no.	207	228	171	114	78	126	144	109	83	77
Watches . . . "	30	53	322	617	0	10	21	620	1,382	4
Parts of clocks and watches . . . value	—	—	—	—	—	—	—	1	—	—
COAL, COKE, AND PATENT FUEL— Coal . . . tons	600	1,826	849	505	290	720	1,886	1,127	1,147	413
COFFEE, other than roasted or ground . . . cwt	8,114	7,456	5,584	7,920	177	22,955	10,774	18,325	22,640	334
CORDAGE AND ROPE OF VEGETABLE FIBRE (excluding JUTE AND COTTON) . . . "	1,003	1,340	1,077	1,135	820	1,712	1,851	2,246	3,688	3,706
CUTLERY . . . value	—	—	—	—	—	226	271	267	1,196	1,319
DRUGS AND MEDICINES (excluding CHEMICALS AND NARCOTICS)— Camphor . . . lb	167,111	318,981	264,275	233,199	250,722	4,564	9,911	7,721	11,497	11,427
Cassia lignea . . . cwt	1,614	552	719	831	1,516	1,575	657	1,003	1,520	9,007
Quinine and alkaloids thereof (a) . . . lb	2,285	—	—	—	—	1,801	—	—	—	—
QUININE SALTS— Quinine sulphate or bisulphate (b) . . . "	—	2,358	1,054	1	206	—	2,424	2,372	3	533
Other sorts of drugs and medicines . . . value	—	—	—	—	—	9,822	10,916	14,985	18,800	16,900
Total Drugs and medicines . . . "	—	—	—	—	—	17,762	23,908	26,081	26,880	31,927
DYEING AND TANNING SUBSTANCES— Cutch and gambler . . . cwt	32,521	36,424	33,676	31,656	36,895	44,143	49,152	71,472	83,941	101,178
DYES OBTAINED FROM COAL TAR— Aniline . . . lb	11	10,095	2,601	2,800	—	1	3,849	369	441	—
Other sorts . . . cwt	17,458	23,283	21,478	7,955	621	1,834	2,517	3,080	1,854	94
Total Dyeing and Tanning substances . . . value	—	—	—	—	—	45,978	55,518	74,921	85,738	101,272
EARTHENWARE AND PORCELAIN, excluding PIPES OF EARTHENWARE . . . "	—	—	—	—	—	2,319	3,183	3,673	4,457	5,537
FIREWORKS . . . "	—	—	—	—	—	4	732	16	4,026	1,083
FISH (excluding CANNED FISH)— Fish, dry, unsalted . . . cwt	9,537	6,801	3,109	3,048	4,334	18,049	12,008	5,407	5,711	8,921
" " salted . . . "	83,767	76,603	52,318	40,725	44,280	110,330	93,836	72,007	54,042	59,241
" " maws and sharkfins . . . "	1	1	3	—	230	19	6	22	9	1,843
" " wet, salted (nagapi) . . . "	36,084	12,530	23,935	2,446	803	12,777	4,335	3,192	2,616	115
" " other sorts . . . "	1	—	1	—	20	6	—	2	—	12
Total Fish (excluding canned fish) . . . "	130,340	89,944	79,416	52,219	49,187	141,190	110,186	85,630	62,378	69,932

(a) Sub-divided into "Cinchona bark" and "Quinine sulphate or bisulphate, hydrochloride or dihydrochloride, and others" from April, 1915
 (b) Separately recorded from April, 1916

STRAITS SETTLEMENTS (INCLUDING LABUAN)—continued
IMPORTS THEREFROM—continued

ARTICLES	QUANTITY					VALUE				
	1914-15	1915-16	1916-17	1917-18	1918-19	1914-15	1915-16	1916-17	1917-18	1918-19
FRUITS AND VEGETABLES—						\$	\$	\$	\$	\$
Fresh fruits and vegetables—										
Coconuts no.	3,395,166	2,223,619	3,611,010	4,134,092	3,164,297	15,453	10,250	18,016	19,206	14,769
Other sorts value	—	—	—	—	—	3,377	4,116	4,104	670	1,309
Fresh vegetables of all kinds "	—	—	—	—	—	392	310	151	148	144
Total fresh fruits and vegetables "	—	—	—	—	—	19,222	14,676	22,271	19,954	16,222
Fruits and vegetables: dried, salted, or preserved, not being canned or bottled cwt	31,957	29,171	12,047	3,003	3,560	16,734	13,140	7,708	4,953	3,978
Total Fruits and Vegetables value	—	—	—	—	—	35,956	27,816	29,979	24,907	20,200
FURNITURE AND CABINETRY "	—	—	—	—	—	2,422	2,848	2,013	1,736	1,900
GLASS AND GLASSWARE—										
Bottles and phials gross	9,926	12,116	11,046	13,860	13,608	3,089	3,213	4,657	6,260	6,023
Other glassware value	—	—	—	—	—	646	825	1,121	552	506
Total Glass and Glassware "	—	—	—	—	—	3,735	4,038	5,778	6,812	6,529
GRAIN, PULSE, AND FLOUR—										
Gram cwt	3,550	280	6	12	2	1,665	133	3	5	1
Pulse "	6,320	13,379	1,020	2,068	8,004	2,852	6,498	490	947	8,102
Rice in the husk "	97	7,004	29	5	..	18	2,922	7	1	..
Rice not in the husk "	319,619	837,456	201,885	32,105	768	151,981	403,399	98,881	12,870	436
Wheat flour in bags "	1,027	1,103	317	276	243	1,221	749	323	269	257
Other sorts "	524	78	4,594	58	10	179	9	905	45	7
Total Grain, Pulse, and Flour "	332,037	849,640	207,851	34,554	9,027	157,916	413,710	100,614	14,137	9,503
GUMS AND RESINS—										
Benzoin "	12,638	13,355	15,354	16,529	14,412	33,737	39,319	48,962	52,365	49,435
Other sorts "	1,645	1,181	415	1,423	790	1,089	1,671	1,120	2,202	2,268
Total Gums and Resins "	13,283	14,536	15,769	17,952	15,202	34,826	40,990	50,082	54,567	51,703
HARDWARE, excluding CUTLERY AND ELECTROPLATED WARE value	—	—	—	—	—	6,409	7,101	15,131	16,308	22,658
HIDES AND SKINS, RAW—										
Hides, raw { cwt 5 =no. =20	1,946	13,554	2	..	233	13	6,389	11	..	611
Skins, raw { cwt 1,034 =no. =43,521	1,452	55,855	1,486	957	365	3,818	4,650	5,406	2,233	1,069
Total Hides and Skins, raw { cwt 1,039 =no. =43,541	3,398	69,409	1,488	957	598	3,831	11,039	5,507	2,233	1,580
INSTRUMENTS, APPARATUS, AND APPLIANCES, AND PARTS THEREOF—										
Electric wires and cables value	—	—	—	—	—	2	63	49	251	2,540
Optical Scientific and Philosophical "	—	—	—	—	—	739	175	1,119	1,127	798
Other sorts "	—	—	—	—	—	146	2,001	3,633	404	16
TOTAL INSTRUMENTS, AND APPARATUS, AND APPLIANCES, "	—	—	—	—	—	2,295	3,347	7,780	4,011	5,760
JEWELLERY, ALSO PLATE OF GOLD AND SILVER—										
Jewellery "	—	—	—	—	—	24,502	1,048	5,429	424	125
Plate of gold and silver "	—	—	—	—	—	90	38	88	244	343
Total Jewellery, also plate of gold and silver "	—	—	—	—	—	24,592	1,086	5,517	668	468
LAC—										
Stick and seed cwt	977	2,110	20,274	10,340	3,609	2,247	4,179	47,506	31,765	17,451
Other kinds (excluding lac dye) "	230	56	207	103	..	451	124	522	391	..
Total Lac "	1,207	2,166	20,541	10,452	3,609	2,698	4,303	48,028	32,146	17,451
LEATHER value	—	—	—	—	—	447	416	663	2,055	975
LIQUORS, including METHYLATED AND PERFUMED SPIRITS—										
Spirit gals.	2,186	6,802	6,134	2,778	5,298	1,030	2,752	1,027	1,608	4,150
Other sorts of liquors "	4,597	3,633	1,835	3,161	660	693	390	519	809	263
Total Liquors "	6,783	10,435	7,969	5,929	5,958	1,723	3,442	2,146	2,507	4,413

No. 13—continued

STRAITS SETTLEMENTS (INCLUDING LABUAN)—continued

IMPORTS THEREFROM—continued

ARTICLES	QUANTITY					VALUE				
	1914-15	1915-16	1916-17	1917-18	1918-19	1914-15	1915-16	1916-17	1917-18	1918-19
MACHINERY AND MILL WORK—						£	£	£	£	£
Boilers value	—	—	—	—	—	2,315	..
Other sorts of Machinery excluding printing Ma- chinery ..	—	—	—	—	—	1,535	1,523	2,335	8,325	8,600
TOTAL MACHINERY AND MILL- WORK ..	—	—	—	—	—	1,535	1,523	2,335	10,640	8,600
MATCHES—										
Safety gross of boxes	165,919	96,377	59,650	67,799	36,054	£ 3,168	5,509	5,389	5,971	3,175
Other sorts ..	278	..	1,274	19	..	120
MATS AND MATTING, ex- cept COIR AND RUBBER yds.	171,624	121,854	93,411	83,723	49,061	3,565	3,959	3,238	2,420	2,216
METALS AND ORES—										
Brass, Bronze, and similar alloys—										
Wrought cwt	2,594	2,954	20,018	9,584	805	6,270	6,921	52,352	11,158	3,176
Copper—										
Old, for remanufacture ..	731	326	90	124	39	2,174	982	348	473	160
Others ..	8	56	44	337	76	70	204	243	2,485	1,003
Total Copper (excluding ore) ..	739	382	143	461	115	2,244	1,186	631	2,958	1,163
Iron—										
Manufactures—										
Bars and channel tons	..	3	..	22	170	9	44	..	85	6,249
Others	4	1	4	20	..	54	30	159	701
Total	7	1	26	190	9	98	30	244	6,950
Iron or Steel—										
Hooks and Strips	26	33	..	6	1	2,564	2,100
Nails, rivets, and washers ..	2	263	84	279	605	81	6,134	2,586	11,879	30,400
Pipes and fittings, cast tinned ..	68	60	167	87	50	2,656	1,398	5,495	6,753	5,023
Not Galvanised or tinned	661	399	2	60,007	16,303
Tubes and fittings, wrought	1	70	3	7	..	50	3,247	282
Wire ..	2	..	34	35	44	40	50	1,034	2,302	2,173
Other manufactures ..	2	16	3	14	214	63	127	112	736	12,045
Total Iron or Steel ..	64	335	289	1,224	1,437	2,917	7,771	9,280	89,330	76,123
Steel—										
Angle and spring Bars and channels	5	34	118	1,178
Cast	30	..	11	261	..	512	11	373	11,861
Total Steel	30	..	16	314	..	512	11	491	14,585
Quicksilver lb	63	840	53	775	2,625	8	175	10	192	1,125
Tin—										
Unwrought (blocks, ingots, bars, and slabs) cwt	33,082	25,158	25,501	23,615	23,350	278,051	215,125	235,124	260,055	362,634
Wrought (including plates or sheets, not being tinned iron)	1	3	..
Total Tin ..	33,082	25,158	25,501	23,616	23,350	278,051	215,125	235,124	260,058	362,634
Zinc or Spelter—										
Unwrought	500	41	1,733	119
Wrought or Manufac- tures ..	239	55	2,714	1,705	389	261	76	6,109	8,611	876
Other sorts	3	36	222	4	..	7	90	497	9
Total Zinc or Spelter ..	239	58	2,750	2,427	434	261	83	6,299	10,841	1,024
Other metals ..	4	..	52	199	73	172	148	247	865	381
Total Metals (ex- cluding ores) tons	1,897	1,800	2,713	2,785	3,331	289,838	232,010	304,074	376,837	467,161
MOTOR CARS AND MOTOR CYCLES AND PARTS THEREOF—										
Motor cars no.	1	3	3	..	6	105	1,153	543	..	1,135
“ cycles ..	9	7	8	1	3	368	229	290	40	230
“ wagons ..	1	533
Parts of motor cars and motor cycles and accessories (excluding rubber tyres) value	18	47	65	115	97
Total Motor cars and Motor cycles, etc.	1,024	1,429	808	155	1,462
OILS—										
Animal gals.	37	15	9	2	..
Essential ..	2,368	1,836	1,248	1,417	1,183	1,794	1,521	1,260	1,400	1,108
Mineral—										
Fuel oils ..	144,129	1,208,269	1,897,117	972,790	1,704,743	1,193	9,723	20,442	10,083	17,925
Kerosene ..	7,914,897	6,078,552	2,945,367	1,625	..	204,614	167,937	106,731	47	..
Lubricating oils ..	162,195	231,111	513,890	239,470	365,003	7,734	11,651	22,684	15,707	24,119
Other kinds ..	4,756	13,864	17,184	36,262	10,854	196	711	1,079	2,302	2,625
Total Mineral oils ..	8,225,977	7,531,786	5,373,558	1,250,147	2,179,002	213,737	190,022	150,936	23,139	44,719
VEGETABLE NON-ESSENTIAL—										
Coconut ..	0,095	1,749	15,523	28,251	7,737	1,073	271	2,399	4,418	1,054
Other Sorts ..	20,944	18,411	16,120	13,957	1,488	1,872	1,866	1,746	1,886	103
Total Vegetable, not essential ..	27,039	20,160	31,643	42,208	9,225	2,945	2,137	4,145	6,304	1,157
Total Oils ..	8,253,016	7,551,946	5,405,201	1,292,355	2,188,227	216,682	192,159	155,081	29,443	45,876

STRAITS SETTLEMENTS (INCLUDING LABUAN)—continued

IMPORTS THEREFROM—continued

ARTICLES	QUANTITY					VALUE				
	1914-15	1915-16	1916-17	1917-18	1918-19	1914-15	1915-16	1916-17	1917-18	1918-19
PAINTS AND PAINTERS' MATERIALS value	—	—	—	—	—	£ 712	£ 1,051	£ 1,505	£ 1,396	£ 4,144
PAPER AND PASTEBOARD—										
Packing paper . . . cwt	64	676	66	338	4,818	61	509	54	398	7,008
Printing paper . . . " "	1	..	11	..	435	1	..	34	..	1,018
Other kinds . . . value	—	—	—	—	—	924	1,065	1,672	3,512	8,123
TOTAL PAPER AND PASTEBOARD . . . " "	—	—	—	—	—	986	2,174	1,760	3,910	16,754
PERFUMERY, not being PERFUMED SPIRITS . . . " "	—	—	—	—	—	3,298	2,591	2,978	6,028	4,106
PITCH, TAR, AND DAMMER . . . cwt	58,967	71,451	53,103	57,591	56,439	21,100	27,623	20,336	24,028	28,536
PLANTS, LIVING . . . value	—	—	—	—	—	123	162	108	133	141
PROVISIONS AND OILMAN'S STORES—										
Bacon and hams . . . lb	4,147	1,058	830	6,979	24,991	256	53	47	567	2,114
Biscuits and cakes . . . " "	12,060	34,443	45,493	24,474	27,382	416	979	1,289	675	1,134
Marineous and patent foods . . . cwt	212,086	193,482	189,805	176,000	245,681	134,604	133,398	140,554	155,385	217,348
Lard . . . lb	126,227	56,384	12,240	10,439	2,200	2,210	1,009	353	402	78
Milk, condensed and preserved, including milk cream . . . " "	581,280	503,149	402,726	550,175	884,983	16,304	11,954	8,905	21,245	37,656
Pickles (chutnies, Sauces and Condiments) . . . cwt	741	775	872	1,075	1,003	778	818	957	1,229	1,689
Other sorts of provisions—Canned and bottled provisions . . . " "	3,709	5,579	11,215	3,037	2,146	4,122	7,518	17,580	6,429	5,698
Others . . . value	—	—	—	—	—	6,926	4,657	4,923	4,366	7,036
Total Provisions and Oilman's stores . . . " "	—	—	—	—	—	165,622	160,386	180,693	190,748	272,802
RAILWAY PLANT AND ROLLING-STOCK . . . " "	—	—	—	—	—	12,807	146	..	174	680
RUBBER—										
Tubes . . . no.	6	373	31	..	835	58	1,457	67	..	3,901
Other Manufactures . . . value	25	270	108	..	630	10	223	80	..	1,095
TOTAL RUBBER . . . " "	—	—	—	—	—	4,110	5,399	4,007	2,079	11,540
SEEDS—										
Copra or coconut kernel . . . cwt	716	7,375	1,750	815	4,023	2,192
Groundnuts . . . " "	774	1,266	503	379	328	604	1,036	458	311	443
Linseed . . . " "	1	8,032	1	1	4,424	2	2	2
Sesamum (oil or jinilli) . . . " "	11,703	15,658	12,270	5	3	7,785	9,397	7,026	14	14
Other sorts . . . " "	345	371	188	92	77	213	196	193	164	212
Total Seeds . . . " "	12,823	25,327	13,678	7,851	2,153	8,603	15,052	8,493	4,513	2,863
SHELLS AND COWRIES—										
Tortoise-shell . . . lb	1,003	993	1,251	593	777	812	848	915	399	508
Others . . . cwt	1	10	..	4	2	2	4	1	25	1
Total Shells and Cowries value	—	—	—	—	—	814	852	916	424	504
SHIPS, PARTS OF (including LAUNCHES AND BOATS) . . . " "	—	—	—	—	—	321	340	1,043	309	341
SOAP . . . cwt	111	395	2,325	5,776	1,134	139	405	4,832	3,000	708
SPICES—										
Betelnuts . . . lb	126,646,495	117,352,909	113,724,360	98,541,814	121,352,558	690,748	673,058	675,795	596,081	872,522
Cloves . . . " "	3,410	401	7,689	32	95	88	9	177	1	4
Nutmegs . . . " "	1,264,817	1,306,690	964,816	1,633,442	1,274,935	20,560	20,658	16,523	31,852	29,705
Pepper . . . " "	1,042,398	4,063,029	4,291,820	3,216,524	906,637	21,049	80,936	100,815	83,378	29,345
Other sorts . . . " "	221,018	255,328	206,103	223,324	273,777	16,871	17,685	16,045	18,692	20,833
Total Spices . . . " "	129,178,138	122,978,357	119,194,948	103,915,136	123,807,902	749,316	792,346	809,355	733,004	952,709
STARCH AND FARINA . . . cwt	15,895	36,474	53,981	116,603	50,019	7,534	21,235	32,919	67,457	34,143
STATIONERY (excluding PAPER) . . . value	—	—	—	—	—	—	—	—	—	—
SUGAR—										
sugar, 16 Dutch Standard and above . . . cwt	35,032	52,142	265,400	1,220,233	1,242,002	25,315	55,910	320,370	1,365,910	1,254,585
Molasses . . . " "	78	36	11,136	10,898	7,753	66	34	1,895	1,809	2,401
Confectionery . . . " "	27	39	18	14	728	109	119	79	72	2,489
Others . . . " "	..	1	76	..	1	66
Total Sugar . . . " "	35,137	52,218	306,554	1,231,145	1,251,159	25,490	56,064	328,344	1,387,791	1,259,001
TALLOW AND STEARINE (including GREASE AND ANIMAL FAT) . . . " "	892	326	127	868	92	737	608	129	749	149
TEA—										
Black . . . lb	554,632	712,567	411,475	246,322	284,505	15,452	24,848	11,932	8,199	10,700
Green . . . " "	8,953	8,053	2,809	3,558	2,804	339	295	133	153	145
Total Tea . . . " "	563,585	720,625	414,284	249,880	287,309	15,791	25,143	12,065	8,355	10,845
TEXTILES—										
Cotton—										
Raw . . . cwt	2,167	966	139	20	16	1,201	593	130	62	62
Manufactures—										
Twist and yarn . . . lb	2,324	5,414	9,602	53,502	4,466	124	1,857	789	4,888	565

No. 13—continued

STRAITS SETTLEMENTS (INCLUDING LABUAN)—continued

IMPORTS THEREFROM—concluded

ARTICLES	QUANTITY					VALUE				
	1914-15	1915-16	1916-17	1917-18	1918-19	1914-15	1915-16	1916-17	1917-18	1918-19
TEXTILES—continued						£	£	£	£	£
Cotton—continued										
Hosiery Value	—	—	—	—	—	1,680	1,265	1,364	707	1,822
Piece goods—										
Grey (unbleached), yards	6,858	13,144	18,202	9,209	10,886	124	197	422	176	401
White (bleached)	183,216	467,348	115,433	44,827	816,146	3,369	8,368	2,188	1,397	14,136
Coloured, printed, or dyed	549,981	1,162,813	926,321	330,187	380,991	15,362	30,696	27,086	11,704	12,987
Other sorts of manufactures Value	—	—	—	—	—	1,045	962	1,812	1,820	1,447
Total Cotton goods (including Twist and yarn)	—	—	—	—	—	21,704	41,845	33,661	20,701	31,358
Haberdashery and millinery	—	—	—	—	—	2,038	2,939	1,969	1,745	3,036
Hemp—										
Raw cwt	—	—	9	804	588	—	—	9	1,939	2,268
Manufactures—										
Bags and sacks no.	2,185	—	—	—	632	27	—	—	—	44
Cloth yards	14,868	17,941	12,351	37,476	43,458	768	860	527	568	800
Other sorts value	—	—	—	—	—	—	—	—	—	41
Total Hemp Manufactures value	—	—	—	—	—	790	860	527	568	885
Jute—										
Gunny bags no.	137,625	128,161	116,678	656,482	396,754	2,614	2,486	3,117	15,245	13,990
Others value	—	—	—	—	—	1,542	782	693	920	565
Total Jute manufactures (including Twist and yarn)	—	—	—	—	—	4,156	3,218	3,810	16,165	14,555
Silk—										
Raw lb	62,408	19,912	39,563	3,414	27,453	17,836	5,934	11,127	1,052	7,086
Manufactures—										
Goods of silk mixed with other materials yards	68,891	34,205	1,897	4,850	4,797	1,323	893	56	232	568
Piece goods	64,389	187,648	43,185	15,953	33,395	2,803	8,548	5,202	2,192	3,868
Others value	—	—	—	—	—	53	42	42	72	38
Total Silk manufactures (including Silk yarn, etc.)	—	—	—	—	—	4,179	9,488	5,300	2,546	4,400
Woolen manufactures (including yarn and knitting wool)	—	—	—	—	—	396	477	829	158	889
TOBACCO										
Unmanufactured lb	14,084	5,197	618	63,148	98,294	759	180	33	7,168	11,255
Manufactured—										
Cigarettes	1,742	4,054	28,545	51,023	67,301	355	715	6,187	9,686	16,315
Other sorts	3,346	2,343	5,861	2,310	5,199	317	200	370	162	577
TOTAL TOBACCO	19,172	11,594	35,024	116,481	165,884	1,421	1,095	6,599	17,016	28,147
Toilet requisites (not specified elsewhere) value	—	—	—	—	—	884	814	731	331	1,936
TOYS AND REQUISITES FOR GAMES AND SPORTS. (including FISHING TACKLE)										
.	—	—	—	—	—	795	697	542	542	3,563
UMBRELLAS AND UMBRELLA FITTINGS—										
Umbrellas (including parasols and sunshades) no.	50,477	17,608	31,518	32,978	36,084	1,191	656	915	936	1,011
WOOD AND TIMBER—										
Timber, other than railway sleepers—										
Teak cub. tons	220	—	—	203	505	1,956	—	2	2,230	5,028
Other timber	14,793	16,871	13,350	13,542	5,578	57,693	67,276	70,387	86,182	41,184
Wood—										
Firewood tons	2	3	34	—	28	1	7	33	51	30
Ornamental value	—	—	—	—	—	2,863	3,488	7,654	9,085	3,013
Manufactures of wood, other than furniture, etc.	—	—	—	—	—	1,382	2,404	1,820	1,987	6,960
Total Wood and Timber	—	—	—	—	—	63,895	73,175	79,095	99,544	57,110
ARTICLES IMPORTED BY POST										
.	—	—	—	—	—	18,055	14,564	14,294	48,804	22,973
ALL OTHER ARTICLES OF MERCHANDISE										
.	—	—	—	—	—	9,245	10,020	9,897	8,053	14,653
GRAND TOTAL	—	—	—	—	—	2,250,000	2,502,085	2,589,679	3,497,762	3,737,766

STRAITS SETTLEMENTS (INCLUDING LABUAN)—continued

EXPORTS THERETO

INDIAN MERCHANDISE

ARTICLES	QUANTITY					VALUE				
	1914-15	1915-16	1916-17	1917-18	1918-19	1914-15	1915-16	1916-17	1917-18	1918-19
ANIMALS, LIVING—						£	£	£	£	£
Cattle (except sheep and goats) no.	1,222	2,317	5,083	2,529	1,260	6,842	13,201	28,177	15,014	7,436
Horses ..	14	3	12	2,500	328	1,244
Sheep and goats ..	40,988	52,933	64,008	47,174	24,296	21,293	28,643	35,935	34,807	13,019
Other kinds ..	1,343	1,386	2,143	5,962	3,776	29	1,097	91	959	373
Total Animals, living ..	43,567	57,139	71,248	55,665	29,341	30,664	43,354	65,447	50,780	20,823
APPAREL (INCLUDING DRA- PERY, UNIFORMS, AND ACCOUTREMENTS, BUT EXCLUDING HOSIERY AND BOOTS AND SHOES) value	—	—	—	—	—	7,386	4,735	5,603	8,017	2,594
ART, WORKS OF ..	—	—	—	—	—	174	315	554	1,438	302
BOOKS PRINTED, AND PRINT- ED MATTER (NOT BEING STATIONERY), INCLUDING MAPS AND CHARTS .. cwt	5,393	5,108	5,497	3,579	1,925	16,989	17,883	18,652	13,419	9,767
BOOTS AND SHOES .. pairs	2,704	1,377	4,284	909	3,389	905	763	1,505	451	1,403
BUILDING AND ENGINEER- ING MATERIALS, OTHER THAN OF IRON, STEEL, OR WOOD .. value	—	—	—	—	—	4,516	1,542	3,343	2,073	799
CANDLES OF ALL KINDS .. lb	761,101	1,167,861	641,408	614,653	782,526	14,271	21,896	12,037	11,538	14,669
CARRIAGES AND CARTS (EX- CLUDING RAILWAY CAR- RIAGES), AND PARTS THEREOF .. value	—	—	—	—	—	50	40	195	138	17
CHEMICALS AND CHEMICAL PREPARATIONS (excluding CHEMICAL MANURES AND MEDICINES)—										
Alum .. cwt	75	2,968	1,103	85	2,228	927
Potassium compounds—										
Saltpetre ..	4,981	5,031	..	4	3,104	5,633	5,876	..	7	4,374
Soda compounds—										
Borax ..	730	956	1,282	455	850	1,094	1,544	2,402	938	2,149
Other sorts of chemicals value	—	—	—	—	—	3,049	6,278	13,170	12,695	11,187
Total Chemicals, etc. ..	—	—	—	—	—	9,811	15,965	16,508	13,660	17,710
COFFEE .. cwt	8	549	1,369	258	74	27	1,522	3,041	653	206
COAL, COKE, AND PATENT FUEL—										
Coal .. tons	100,636	97,674	144,116	68,593	45,763	56,437	53,327	88,090	41,775	29,656
Coke ..	595	398	338	151	..	336	396	275	363	..
COIR, MANUFACTURED (EX- CLUDING ROPE) .. cwt	773	1,799	1,583	3,570	1,453	877	1,558	1,861	3,883	1,794
CORDAGE AND ROPE OF VE- GETABLE FIBRE (EXCLUD- ING JUTE AND COTTON) ..	15,640	10,298	18,112	25,451	23,401	25,071	28,219	28,613	35,082	37,881
DRUGS AND MEDICINES (EXCLUDING CHEMICALS AND NARCOTICS) .. value	—	—	—	—	—	4,397	7,529	7,224	6,537	14,186
DYEING AND TANNING SUBSTANCES—										
Cutch and Gambier .. cwt	171	211	201	173	183	195	187	229	205	397
Indigo	63	40	141	4	..	1,529	1,447	3,260	191
Myrobalans ..	387	7,713	7,632	145	1,014	85	1,633	2,500	38	284
Safflower ..	2,265	2,179	1,563	3,294	2,968	1,990	1,901	3,083	6,440	7,314
Turmeric ..	6,580	23,063	3,764	7,334	16,028	3,527	16,376	3,892	7,579	15,661
Other sorts	32	24	..	22	..	23	42	..	5
Total Dyeing and Tanning substances ..	9,383	33,251	13,224	11,087	20,221	5,797	21,739	11,253	17,522	23,022
FISH (EXCLUDING CANNED FISH)—										
Fishmaws and sharkfins ..	2,953	3,069	2,564	3,107	2,192	23,261	22,559	16,628	21,248	19,957
Fish, dry, unsalted ..	224	396	251	124	1,391	244	301	386	196	1,284
.. .. salted ..	13	2	33	42	78	17	18	38	236	189
FODDER, BRAN, AND POLLARDS (EXCLUDING OILCAKE)—										
Bran and Pollards .. tons	35,919	33,505	30,937	18,232	28,768	72,446	63,525	50,178	14,603	13,044
Other sorts .. cwt	28,043	25,744	31,969	32,704	24,326	10,891	11,322	15,279	16,210	12,562
Total Fodder, bran, and pollards (excluding oilcake) .. value	—	—	—	—	—	83,240	74,847	65,457	30,813	25,606

No. 13—continued

STRAITS SETTLEMENTS (INCLUDING LABUAN)—continued

EXPORTS THERETO—continued

INDIAN MERCHANDISE—continued

ARTICLES	QUANTITY					VALUE				
	1914-15	1915-16	1916-17	1917-18	1918-19	1914-15	1915-16	1916-17	1917-18	1918-19
FRUITS AND VEGETABLES—										
Fresh Fruits and Vegetables value	—	—	—	—	—	£ 61,187	£ 78,691	£ 82,600	£ 74,139	£ 60,650
Fruits and vegetables: dried, salted, or preserved, all sorts cwt	89,191	27,866	23,723	55,926	60,920	16,000	11,216	10,891	23,990	31,971
FURNITURE AND CABINET-WARE value	—	—	—	—	—	122	212	482	392	207
GRAIN, PULSE, AND FLOUR—										
Jawar and Bajra cwt	7,634	5,943	2,307	1,930	1,294	2,068	1,634	868	453	291
Pulse—										
Beans (a) cwt	—	—	—	—	16,656	—	—	—	—	7,158
Gram cwt	13,021	28,922	35,569	26,095	15,508	5,306	11,727	14,721	10,612	7,769
Lentils (a) cwt	—	—	—	—	1,142	—	—	—	—	715
Other sorts (b) cwt	124,145	116,158	163,489	217,736	138,559	53,148	53,170	72,576	95,994	71,067
Total pulse cwt	137,166	145,080	199,058	243,831	171,865	58,454	64,897	87,297	1,06,606	80,730
Rice, in the husk cwt	88	9	37	59	1,036	6	2	15	15	216
“ not in the husk cwt	4,656,924	3,724,078	5,110,374	5,840,431	6,755,990	1,471,398	1,169,598	1,681,359	1,712,389	2,091,260
Wheat cwt	2,792	1,350	4,249	2,563	2,249	1,503	780	2,417	1,573	1,093
“ flour cwt	56,689	105,576	130,788	118,102	44,367	29,132	65,841	78,474	75,465	92,800
Other sorts cwt	1,025	895	927	321	479	493	445	472	167	235
Total Grain, Pulse, and Flour cwt	4,862,268	3,982,931	5,447,740	6,207,237	6,977,270	1,563,054	1,303,097	1,850,806	1,896,668	2,213,563
HARDWARE AND OUT-LETT, INCLUDING PLATED-WARE value	—	—	—	—	—	3,011	2,912	4,080	2,951	3,562
HIDES AND SKINS, RAW—										
Hides, raw cwt	184	3,987	1,707	1,312	5,498	537	11,085	4,869	5,997	16,315
Hides, raw no.	=1,220	=20,861	=16,209	=12,109	=60,332					
Skins, raw cwt	2	639	1	106	—	3	5,849	2	870	2
Skins, raw no.	=32	=55,936	=9	=6,534	=46					
Cuttings of hides and skins cwt	549	1,081	1,036	643	639	685	1,015	1,113	829	794
INSTRUMENTS, APPARATUS, AND APPLIANCES, AND PARTS THEREOF value	—	—	—	—	—	1,928	2,143	8,577	2,985	2,600
JEWELLERY (EXCLUDING IMITATION JEWELLERY AND PRECIOUS STONES AND PEARLS, UNSET) ALSO PLATE OF GOLD AND SILVER value	—	—	—	—	—	85	47	560	102	81
LAC—										
Shell cwt	356	516	233	318	810	1,305	1,594	1,305	2,880	7,723
LEATHER—										
Hides and skins, tanned or dressed cwt	2,099	2,600	2,339	1,330	279	24,957	29,097	34,916	21,654	5,661
Hides and skins, tanned or dressed no.	=403,150	=414,986	=420,753	=237,529	=56,354					
Unwrought cwt	241	161	180	338	133	3,932	3,080	3,651	1,103	1,464
Manufactures (excluding boots and shoes) value	—	—	—	—	—	111	76	199	833	124
MACHINERY AND MILLWORK value	—	—	—	—	—	118	10	890	1,285	4,425
MANURES—										
Bones tons	57	95	160	80	93	315	517	893	333	408
Fish manures and Guano tons	4,474	2,452	3,275	1,663	1,449	19,711	11,425	17,002	11,614	8,633
Other kinds tons	54	2,347	2,493	735	2,528	320	14,161	16,568	4,159	18,455
Total Manures tons	4,585	4,894	5,928	2,673	4,068	20,346	26,108	34,463	16,106	27,511
METALS AND ORES—										
Brass, Bronze, and similar alloys cwt	265	329	147	36	601	1,328	2,022	1,076	378	9,774
Copper cwt	315	61	177	92	—	1,732	406	1,319	751	7
Iron or steel tons	283	752	1,340	345	37	919	3,172	5,436	2,659	330
Lead, pig cwt	—	—	—	640	920	—	—	—	1,157	1,742
Tin, ore tons	86	78	202	290	353	9,625	7,031	22,225	41,808	59,269
Others cwt	136	67	134	—	1	13,336	8,803	21,690	1	2
Total Metal and Ores cwt	534	916	1,692	620	472	26,940	22,334	51,748	46,754	71,130

(a) Separately recorded, from April, 1918

(b) Includes "Beans" and "Lentils" prior to April, 1918

STRAITS SETTLEMENTS (INCLUDING LABUAN)—continued

EXPORTS THERETO—continued

INDIAN MERCHANDISE—continued

ARTICLES	QUANTITY					VALUE				
	1914-15	1915-16	1916-17	1917-18	1918-19	1914-15	1915-16	1916-17	1917-18	1918-19
OILS—										
Animal gals.	..	13	5	15	..	\$..	\$ 2	\$ 1	\$ 6	\$..
Essential "	249	356	429	431	391	536	809	929	1,264	485
Mineral "	30,664	41,732	32,420	30,710	49,592	1,744	2,332	1,995	1,577	3,008
Vegetable, non-essential—										
Castor "	108,120	91,740	85,970	67,572	3,073	10,717	8,775	8,766	7,802	544
Groundnut "	7,488	8,912	23,420	95,726	69,264	664	1,189	2,238	11,407	9,735
Linseed "	3,355	16,095	13,350	43,323	75,302	503	3,749	2,056	12,192	23,830
Mustard or rape "	12,171	12,631	10,974	14,046	3,227	1,508	1,337	1,170	1,733	493
Sesamum (tl or jin-jill) "	7,981	8,146	8,025	11,569	693	1,080	972	923	1,339	83
Other sorts "	4,466	3,861	7,174	8,360	2,010	421	276	757	867	443
Total Vegetable, non-essential "	143,581	141,785	148,813	246,690	154,403	14,893	16,298	16,510	35,340	34,928
TOTAL OILS "	174,791	183,886	181,667	277,746	204,392	17,173	18,441	10,435	38,187	38,421
OILCAKES—										
Groundnut cake cwt	29,961	35,611	22,084	68,174	97,259	7,987	8,184	5,901	17,216	25,639
Linseed, rape, and sesamum cake "	784	1,846	3,611	4,006	—	157	409	686	1,075	—
Rape and sesamum cake (a) "	—	—	—	—	1,435	—	—	—	—	359
Others "	7,699	11,282	8,305	8,076	9,093	1,633	2,339	1,768	1,530	2,054
Total Oilcakes "	38,444	48,739	34,000	80,945	107,737	9,767	10,982	8,355	19,821	28,052
OPIUM chests	755	605	239	385	152	80,572	67,816	39,402	83,028	38,224
PAINTS AND PAINTERS' MATERIALS value	1,107	887	351	565	222	77	3,371	9,757	1,621	1,532
PAPER AND PAPERBOARD "	—	—	—	—	—	21	1,514	2,419	11	1,923
PARAFFIN WAX cwt	6,944	7,438	5,084	3,642	2,377	10,327	11,266	7,712	5,524	4,059
PERFUMERY (NOT BEING PERFUMED SPIRITS) value	—	—	—	—	—	1,412	2,220	1,642	2,812	1,200
PROVISIONS AND OILMAN'S STORES—										
Bêche de mer lb	20,601	21,828	22,361	13,280	18,811	146	243	239	156	252
Butter "	95,160	160,636	257,118	198,836	41,561	5,471	9,786	15,020	12,710	2,916
Ghi "	2,302,231	2,442,708	2,204,068	1,933,240	1,434,384	89,747	93,763	88,076	88,053	72,817
Pickles, chutnies, and condiments cwt	591	570	539	595	473	1,042	1,426	1,393	2,418	2,024
Other sorts of provisions value "	—	—	—	—	—	3,900	4,912	4,582	3,733	4,164
Total Provisions and Oilman's stores "	—	—	—	—	—	100,308	110,130	109,310	107,070	82,475
RUBBER, RAW lb	82,992	182,560	433,316	282,016	75,842	9,530	21,464	49,590	27,143	4,093
SALT tons	2,801	5,807	4	4	2	1,275	2,825	42	20	32
SEEDS—										
Oil-seeds—										
Essential—										
Ajama cwt	1,309	2,241	1,046	1,139	1,100	1,072	1,549	749	819	976
Aniseed "	311	184	648	564	1,059	373	192	691	404	814
Coriander "	43,992	49,014	45,645	45,896	44,325	22,721	37,940	34,936	26,328	26,545
Cummin (other than black) "	7,117	11,633	10,159	5,059	5,220	12,125	23,337	23,100	13,469	13,024
Cummin, black "	1,011	1,540	1,636	2,169	1,852	539	1,191	2,141	3,009	2,576
Fennel "	1,411	2,751	3,564	1,670	1,181	1,339	3,014	4,096	1,558	1,338
Fenugreek "	2,315	2,794	2,669	3,530	2,478	1,480	1,821	2,122	3,078	2,265
Other sorts "	280	630	438	654	659	200	467	372	504	629
Total Seeds, essential "	57,746	70,787	65,797	60,731	57,869	39,849	69,511	68,207	49,169	47,164
Non-essential—										
Groundnuts "	5,742	1,972	63,439	1,013,927	157,516	2,684	610	30,368	433,908	65,009
Linseed "	7	15	16	9	18,702	5	11	13	8	9,572
Mustard "	956	1,387	1,420	1,523	1,325	650	931	1,083	930	1,213
Poppy "	569	727	790	770	790	447	499	609	490	708
Sesamum (tl or jinjill) "	29	1	1,329	41,377	9,606	20	1	737	23,276	7,405
Tea "	236	2	4	2,170	17	27
Other sorts "	1,932	2,970	1,574	1,772	1,618	827	1,227	899	896	836
Total seeds, non-essential "	9,371	6,974	68,618	1,059,378	169,561	6,803	3,296	33,665	459,598	84,770

(a) Separately recorded from April, 1918

No. 13—continued

STRAITS SETTLEMENTS (INCLUDING LABUAN)—continued

EXPORTS THERETO—continued

INDIAN MERCHANDISE—concluded

ARTICLES	QUANTITY					VALUE				
	1914-15	1915-16	1916-17	1917-18	1918-19	1914-15	1915-16	1916-17	1917-18	1918-19
SEEDS—continued										
Other than oilseeds. . . cwt	1,840	1,986	2,567	1,118	621	£ 1,278	£ 1,714	£ 2,198	£ 740	£ 649
Total Seeds . . . value	68,757	79,747	136,982	1,121,222	228,051	47,930	74,521	104,070	809,417	138,483
SHELLS AND COURIES . . value	—	—	—	—	—	282	3.9	174	168	1
SPICES—										
Cardamoms . . . lb	6,494	16,088	9,891	12,021	25,994	623	1,046	756	928	1,588
Chillies . . . "	4,575,905	2,668,552	3,021,818	3,169,601	1,403,390	46,508	29,775	31,598	37,844	19,280
Other sorts . . . "	1,338	7,798	8,556	8,014	18,721	31	47	201	169	511
Total Spices . . . "	4,583,787	2,690,438	3,040,260	3,190,536	11,448,705	47,157	30,868	32,555	38,941	21,374
STATIONERY (EXCLUDING PAPER). . . value	—	—	—	—	—	541	788	1,556	1,010	707
SUGAR . . . cwt	718	689	1,004	496	578	370	358	653	328	445
TALLOW AND STEARINE (including ORBASS AND ANIMAL FAT) . . "	52	58	1,274	3,485	3,435	140	140	3,467	10,002	10,544
TEA, BLACK . . . lb	599,024	663,955	494,513	361,375	304,901	22,412	24,694	17,524	12,472	11,465
TEXTILES—										
Cotton—										
Raw . . . cwt	17	855	21	313	36	19	1,181	46	1,074	155
Twist and yarn . . lb	4,786,300	4,564,980	4,775,631	3,809,992	2,616,363	162,976	160,039	200,564	223,827	245,036
Manufactures—										
Handkerchiefs and shawls in the piece . no.	3,496	24,500	124,454	24,671	30,764	93	506	2,386	1,051	945
Piece goods . . . yards	14,957,979	17,721,720	20,511,265	17,922,578	19,184,687	399,012	511,933	593,659	559,494	808,307
Other sorts of manufactures . value	—	—	—	—	—	1,856	1,176	5,323	4,429	2,952
Total Cotton manufactures (including twist and yarn) . "	—	—	—	—	—	563,967	673,654	803,932	788,801	1,057,330
Haberdashery and millinery . . "	—	—	—	—	—	306	306	624	551	304
Jute—										
Raw . . . tons	69	115	19	785	173	305	10	..
Twist and yarn . . lb	166,392	2,026
Manufactures—										
Sacking—										
Gunny bags (a) . . . no	—	—	7,104,500	6,072,470	7,034,850	—	—	191,991	178,514	272,739
Hessian bags (a) . . "	—	—	80,000	—	1,000	—	—	2,162	..	51
Total Gunny bags . . "	10,759,237	10,430,635	7,184,500	6,072,470	7,035,850	241,000	253,907	194,153	178,514	272,790
Sacking cloth (a) . . yards	—	—	312,468	115,854	953,905	—	—	3,075	882	12,662
Hessian gunny cloth (a) . . "	—	—	23,000	25,000	27,725	—	—	317	284	938
Total gunny cloth . . "	304,145	238,262	337,468	140,854	981,630	3,412	2,926	3,392	1,166	13,600
Rope and twine . . cwt	24,491	25,324	19,193	23,025	21,879	32,492	33,583	22,819	41,734	60,576
Other kinds . . . value	—	—	—	—	—	—	208	55	355	375
Total Jute manufactures (including twist and yarn) . "	—	—	—	—	—	277,804	299,624	223,042	221,769	347,341
Silk—										
Manufactures—										
Piece goods . . . yards	3,481	20,767	38,118	5,702	2,367	329	1,675	4,625	666	405
Goods of silk mixed with other materials . . "	18,028	37,417	86,987	53,573	24,842	1,513	2,771	7,072	4,841	4,162
Woolen manufactures . . value	—	—	—	—	—	1,364	1,193	1,356	982	1,385
TOBACCO—										
Unmanufactured . . lb	1,984,509	1,840,552	1,938,089	2,464,724	3,043,319	25,223	22,712	24,325	30,899	53,891
Manufactured—										
Cigars . . . "	1,421,454	1,324,777	921,559	854,276	722,959	76,499	68,098	50,564	54,629	49,599
Other sorts . . . "	131,744	66,015	36,120	42,408	121,049	2,685	1,349	587	615	3,822
TOYS AND REQUISITES FOR GAMES AND SPORTS, INCLUDING FISHING TACKLE (OTHER THAN FIREARMS) . . value	—	—	—	—	—	227	175	199	462	379
UMBRELLAS, INCLUDING PARASOLS AND SUN-SHADES . . . no.	2,224	3,568	9,991	4,093	3,777	180	616	858	402	679
WAX OF ALL KINDS, OTHER THAN PARAFFIN WAX (EXCLUDING CANDLES) . . cwt	59	599	1,499	1,191	795	296	2,339	3,203	3,280	5,160
WOOD AND TIMBER—										
Timber, other than railway sleepers—										
Teak wood . . . cubic tons	81	23	41	139	26	892	188	445	1,143	356
Manufactures of wood, other than furniture and cabinet ware . . value	—	—	—	—	—	673	242	226	226	79
ARTICLES EXPORTED BY POST . . . "	—	—	—	—	—	51,199	69,254	60,244	89,774	97,169
ALL OTHER ARTICLES OF MERCHANDISE . . . "	—	—	—	—	—	4,039	6,247	5,937	6,937	7,533
GRAND TOTAL . . . "	—	—	—	—	—	3,364,902	3,336,643	4,038,608	4,418,386	4,632,044

(a) Separately recorded from April, 1913

STRAITS SETTLEMENTS (INCLUDING LABUAN)—continued

EXPORTS THERETO—continued

FOREIGN MERCHANDISE

ARTICLES	QUANTITY					VALUE				
	1914-15	1915-16	1916-17	1917-18	1918-19	1914-15	1915-16	1916-17	1917-18	1918-19
ANIMALS, LIVING—						£	£	£	£	£
HORSES no.	..	17	17	18	1,000	250	200	..
OTHER KINDS "	..	23	26	30	607	179	161	..
Total Animals, living "	..	40	43	57	1,667	439	361	..
APPAREL (INCLUDING DRA- PERY, UNIFORMS, AND ACCOUTREMENTS, BUT EXCLUDING ROSIERY AND BOOTS AND SHOES) value	—	—	—	—	—	1,225	1,506	2,505	2,965	1,118
ARMS, AMMUNITIONS, AND MILITARY STORES "	—	—	—	—	—	94	8,355	..
ART WORKS OF BOOKS, PRINTED, AND PRINTED MATTER (NOT BEING STATIONERY), IN- CLUDING MAPS AND CHARTS cwt	111	39	98	134	24	681	407	431	1,479	325
CARRIAGES AND CARTS (EX- CLUDING RAILWAY CAR- RIAGES), AND PARTS THEREOF value	—	—	—	—	—	1,386	2,027	3,605	1,150	816
CHEMICALS AND CHEMICAL PREPARATIONS (EXCLUD- ING CHEMICAL MANURES AND MEDICINES) "	—	—	—	—	—	2,180	3,059	14,015	3,066	4,344
CORAL lb	447	1,093	344	541	24	515	440	467	207	23
CORDAGE AND ROPE OF VEGETABLE FIBRE (exclud- ing Jute and Cotton) cwt	..	71	231	310	157	413	1,566	..
DRUGS AND MEDICINES (EXCLUDING CHEMICALS AND NARCOTICS) value	—	—	—	—	—	1,042	2,148	3,658	2,371	3,220
DYEING AND TANNING SUBSTANCES "	—	—	—	—	—	1,184	485	405	2,272	485
FRUITS AND VEGETABLES— Fruits and Vegetables: dried, salted, or pre- served— Dates cwt	13,416	18,317	23,937	21,407	15,029	6,932	10,824	15,884	14,397	12,306
Othersorts "	3,917	4,283	3,075	2,281	1,586	6,668	7,987	8,587	5,850	5,297
FURNITURE AND CABI- NETWARE value	—	—	—	—	—	45	84	251	831	102
GLASS AND GLASSWARE "	—	—	—	—	—	355	883	1,462	1,286	1,015
GUMS AND RESINS— OLIBANUM OR FRANKIN- CENSE cwt	70	631	438	1,889	3,019	57	503	598	2,314	4,071
OTHER SORTS "	79	74	107	90	50	121	197	357	235	83
TOTAL "	149	705	540	1,988	3,069	178	700	955	2,549	4,154
HARDWARE, EXCLUDING CUTLERY AND ELECTRO- PLATED WARE value	—	—	—	—	—	2,893	2,651	8,913	17,690	21,379
INSTRUMENTS, APPARATUS, AND APPLIANCES, AND PARTS THEREOF— MUSICAL "	—	—	—	—	—	4,009	5,148	3,075	8,142	2,116
OTHER SORTS "	—	—	—	—	—	1,286	1,584	1,484	1,195	758
TOTAL "	—	—	—	—	—	5,985	6,732	4,559	9,337	2,871
LIQUORS gals.	195	128	3,373	644	746	524	97	652	351	468
MACHINERY AND MILL- WORK value	—	—	—	—	—	1,099	1,217	3,669	1,988	1,495
MATCHES gross of boxes	13,000	17,565	2,000	564	1,207	147
METALS AND ORES—										
Copper cwt	9	7	146	7	..
Lead "	..	4	2	20	506	..	10	9	86	1,007
Iron or steel tons	60	56	377	14	239	1,289	1,590	10,520	695	7,283
Others "	3	1	5	1	..	493	145	534	45	3
Total metals and ores "	63	57	383	16	264	1,782	1,752	11,218	833	8,293
OILS gals.	820	1,592	3,444	4,016	3,426	130	211	571	149	633
PAINTS AND COLOURS cwt	47	8	480	176	304	132	20	838	538	1,837
PAPER AND PASTEBOARD—										
Writing paper and envelopes value	—	—	—	—	—	665	82	546	665	492
Others "	—	—	—	—	—	1,229	1,017	4,206	124	3,170
TOTAL "	—	—	—	—	—	1,897	1,099	4,752	789	3,662
PRINTING AND LITHO- GRAPHING MATERIALS "	—	—	—	—	—	124	92	158	652	205
PROVISIONS AND OILMAN'S STORES cwt	1,099	1,143	285	609	385	2,075	3,881	921	1,578	4,077
RAILWAY PLANT AND ROLLING-SOCK value	—	—	—	—	—	162	70	79
RUBBER MANUFACTURES "	—	—	—	—	—	183	1,585	127	18	656

No. 13—continued

STRAITS SETTLEMENTS (INCLUDING LABUAN)—concluded

EXPORTS THERETO—concluded

ARTICLES	QUANTITY					VALUE				
	1914-15	1915-16	1916-17	1917-18	1918-19	1914-15	1915-16	1916-17	1917-18	1918-19
						£	£	£	£	£
SPICES—										
Cloves lb	779,783	1,589,425	1,540,921	1,116,943	1,120,665	20,402	40,064	37,703	32,693	30,297
Other sorts "	812	5,040	4,678	1,690	..	11	120	124	50	..
Total Spices "	780,545	1,585,465	1,545,599	1,112,633	1,120,665	20,503	40,184	37,827	32,743	30,207
STATIONERY (EXCLUDING PAPER) value	—	—	—	—	—	204	361	1,298	1,254	1,472
TEXTILES—										
Cotton—										
Twist and yarn lb	280	..	12,800	10,000	2,400	6	..	1,613	500	256
Manufactures—										
Piece goods—										
Grey (unbleached) yards	200,407	517,683	459,323	340,358	229,303	2,491	6,281	7,292	7,958	8,076
White (bleached) "	223,060	451,992	514,472	247,045	111,198	3,688	8,002	10,112	7,387	5,074
Coloured, printed, or dyed "	710,177	1,336,799	1,433,833	651,331	524,604	16,046	28,997	35,452	26,618	25,513
Other sorts of manufactures value	—	—	—	—	—	1,246	1,096	4,330	4,707	3,766
Total Cotton manufactures (including twist and yarn) "	—	—	—	—	—	23,476	44,376	58,808	47,170	42,675
Flax manufactures "	—	—	—	—	—	137	261	290	90	240
Haberdashery and Millinery "	—	—	—	—	—	3,332	4,829	5,242	1,780	1,608
Silk—										
Manufactures—										
Piece goods yards	9,742	18,123	32,952	15,716	2,641	448	1,132	1,869	1,371	447
Other sorts value	—	—	—	—	—	204	304	1,821	858	506
Total Silk manufactures "	—	—	—	—	—	652	1,436	3,700	2,229	953
Wool—										
Manufactures—										
Piece goods yards	4,673	10,530	9,323	8,233	1,237	163	576	639	887	512
Other sorts value	—	—	—	—	—	238	312	1,113	539	31
Total Woollen manufactures "	—	—	—	—	—	401	888	1,752	1,406	543
Tobacco lb	417	6,343	4,593	98,147	954	88	453	1,357	4,433	325
TOYS AND REQUISITES FOR GAMES AND SPORTS, INCLUDING FISHING TACKLE (other than FIRE-ARMS) value	—	—	—	—	—	553	538	693	374	98
WAX OF ALL KINDS other than PARAFFIN WAX (excluding candles) "	12	22	128	84	120	695
WOOD AND TIMBER—										
Manufactures of wood (other than furniture cabinet ware) "	—	—	—	—	—	159	382	17,434
ARTICLES (NOT SPECIFIED) RE-EXPORTED BY POST value	—	—	—	—	—	12,493	8,644	21,884	16,759	51,769
ALL OTHER ARTICLES OF MERCHANDISE "	—	—	—	—	—	1,452	3,924	4,592	3,007	2,627
GRAND TOTAL "	—	—	—	—	—	103,987	163,740	232,489	194,060	243,240
GRAND TOTAL OF INDIAN AND FOREIGN MERCHANDISE "	—	—	—	—	—	3,468,889	3,500,383	4,271,692	4,609,336	4,925,284

FEDERATED MALAY STATES

IMPORTS THEREFROM

ARTICLES	QUANTITY					VALUE				
	1914-15	1915-16	1916-17	1917-18	1918-19	1914-15	1915-16	1916-17	1917-18	1918-19
METALS AND ORES— Tin— Unwrought (blocks, ingots, bars and slabs) . . . cwt	160	360	701	400	268	£ 1,199	£ 3,123	£ 6,674	£ 4,141	£ 3,332
ALL OTHER ARTICLES OF MERCHANDISE . . . value	—	—	—	—	—	1,871	1,012	702	1,022	2,122
TOTAL VALUE . . . "	—	—	—	—	—	3,070	4,135	7,376	5,163	5,454

EXPORTS THERETO

INDIAN MERCHANDISE

ARTICLES	QUANTITY					VALUE				
	1914-15	1915-16	1916-17	1917-18	1918-19	1914-15	1915-16	1916-17	1917-18	1918-19
ANIMALS, LIVING . . . DO.	278	861	1,295	1,669	720	£ 1,823	£ 1,406	£ 7,113	£ 8,569	£ 4,021
APPAREL (INCLUDING DRA- PERY, UNIFORMS, AND ACCOUTREMENTS, BUT EXCLUDING HOSIERY AND BOOTS AND SHOES) . . . value	—	—	—	—	—	310	630	1,098	624	638
BOOKS, PRINTED, AND PRINTED MATTER (INCLUDING MAPS AND CHARTS) . . . cwt	75	92	105	78	49	527	619	501	631	415
BUILDING AND ENGINEERING MATERIALS, OTHER THAN OF IRON, STEEL, OR WOOD . . . value	—	—	—	—	—	248	41	130	—	—
CANDLES OF ALL KINDS . . . LB	150,052	154,008	172,567	140,682	186,976	2,814	2,891	3,237	2,640	3,568
CHEMICALS AND CHEMICAL PREPARATIONS . . . value	—	—	—	—	—	—	93	710	—	—
COIR MANUFACTURES . . . cwt	29	17	5	91	321	36	20	18	220	631
FODDER, BRAN, AND POLLARDS (EXCLUDING OILCAKES) . . . value	—	—	—	—	—	1,480	911	1,054	971	622
FRUITS AND VEGETABLES . . . "	—	—	—	—	—	624	249	281	464	2,083
GRAIN, PULSE, AND FLOUR— Rice, not in the husk . . . "	15,994	10,009	25,462	31,295	17,159	7,857	8,772	11,651	16,320	9,755
HARDWARE AND CUTLERY, INCLUDING PLATED WARE . . . value	—	—	—	—	—	216	507	693	500	514
INSTRUMENT, APPARATUS, AND APPLIANCES, AND PARTS THEREOF . . . value	—	—	—	—	—	299	519	1,908	135	1,593
METALS AND ORES . . . tons	323	265	206	113	3	30,581	7,336	843	1,037	558
OILS . . . gals.	1,504	1,011	4,882	5,997	4,959	225	217	1,295	1,801	1,856
PAPER AND PAPERBOARD . . . value	—	—	—	—	—	64	75	465	1,030	—
PAINTS AND PAINTERS' MATERIALS . . . "	—	—	—	—	—	—	917	5,405	1,619	610
PARAFFIN WAX . . . cwt	348	186	—	—	—	531	284	—	—	—
PROVISIONS AND OILMAN'S STORES . . . value	—	—	—	—	—	1,963	2,318	2,411	2,168	3,229
SEEDS . . . cwt	253	202	285	1,410	3,228	226	186	202	971	2,853
SPICES . . . lb	25,082	12,260	11,988	92,323	40,419	274	126	121	1,153	581
TEXTILES— Cotton— Manufactures— Piece goods— Grey (unbleached) yards	7,758	77,307	105,350	441,373	162,072	265	907	1,443	7,854	5,627
White (bleached) . . . "	1,075	10,327	91,195	1,168	—	28	211	1,209	36	—
Coloured, printed, or dyed . . . "	168,431	677,511	646,868	686,654	379,586	6,261	26,483	18,070	27,710	19,774
Haberdashery and mil- linery . . . value	—	—	—	—	—	52	37	665	145	15
Silk manufactures . . . value	—	—	—	—	—	2,188	1,982	7,945	4,588	2,723
TOBACCO— Unmanufactured . . . LB	451,500	24,251	902,267	1,011,583	1,163,189	5,943	6,597	11,270	12,860	20,652
Manufactured— Cigars . . . "	188,688	80,848	52,972	38,014	20,718	5,858	2,473	1,786	1,231	830
ARTICLES EXPORTED BY POST . . . value	—	—	—	—	—	6,554	10,419	17,219	22,430	19,217
ALL OTHER ARTICLES OF MERCHANDISE . . . "	—	—	—	—	—	1,765	3,489	2,412	2,453	3,464
GRAND TOTAL . . . "	—	—	—	—	—	79,221	80,896	102,145	120,158	104,129

No. 13—continued

FEDERATED MALAY STATES—continued

EXPORTS THERETO—continued

FOREIGN MERCHANDISE

ARTICLES	QUANTITY					VALUE				
	1914-15	1915-16	1916-17	1917-18	1918-19	1914-15	1915-16	1916-17	1917-18	1918-19
INSTRUMENTS, APPARATUS, AND APPLIANCES, AND PARTS THEREOF . . . value	—	—	—	—	—	£ 2,076	£ 1,580	£ 1,312	£ 2,808	£ 2,597
METALS AND ORES . . . tons	6	48	90	3	..	172	1,086	2,034	180	8
TEXTILES— Cotton— Manufactures— Piece goods—										
Grey (unbleached) yards	195,357	470,225	442,418	271,042	33,482	2,512	5,572	7,333	7,344	1,289
White (bleached) "	201,728	269,186	172,026	230,360	16,590	4,391	5,450	3,774	9,389	842
Coloured, printed, or dye "	233,437	515,813	343,184	187,652	4,869	4,785	10,191	6,506	8,057	259
Other sorts of manu- factures . . . value	—	—	—	—	—	6	..	20	..	2
Total of Cotton manufactures (including twist and yarn) "	—	—	—	—	—	11,694	21,213	17,693	22,790	2,392
ARTICLES RE-REPORTED BY POST . . . "	—	—	—	—	—	324	753	1,202	2,209	1,324
ALL OTHER ARTICLES OF MERCHANDISE . . . "	—	—	—	—	—	425	1,016	1,751	1,939	978
GRAND TOTAL . . . "	—	—	—	—	—	14,691	25,648	24,052	29,822	7,299
GRAND TOTAL OF INDIAN AND FOREIGN MERCHAN- DISE . . . value	—	—	—	—	—	98,912	106,543	126,197	149,980	111,428

SUMATRA

IMPORTS THEREFROM

ARTICLES	QUANTITY					VALUE				
	1914-15	1915-16	1916-17	1917-18	1918-19	1914-15	1915-16	1916-17	1917-18	1918-19
HARDWARE, excluding CUT- LERY and ELECTROPLATED WARE . . . value	—	—	—	—	—	£ 11	£ 549	£ 911	£ 69	£ 2,929
HIDES AND SKINS, RAW— Hides, Raw . . . } pwt } & } no.	..	2,065 =30,120	1,584 =16,933	16,725	7,277
LAC . . . cwt	..	784	1,642
OILS— Mineral— Fuel oils . . . gals.	190,734	634,347	1,604,517	615,007	1,593,907	1,582	5,203	15,993	8,700	16,975
Kerosene . . . "	..	32,500	32,500	1,422	1,896
Lubricating oils Petroleum, dangerous (other than dangerous paint, solutions and compositions) . . . "	1,075,432	500,101	23,899	11,116
Other kinds of mineral oils "	..	21,510	22,750	..	15,810	..	1,689	685	..	2,004
Total Oils . . . "	1,266,166	1,188,458	1,659,767	640,807	1,601,717	25,481	19,430	18,574	37,045	25,214
TEA— Black . . . lb	81,803	30	3,326
TEXTILES— Cotton— Raw . . . cwt	..	2,182	4,838
Jute— Raw . . . tons	..	43	1,062
Manufactures— Gunny bags . . . no.	..	75,200	1,691
Tobacco— Unmanufactured . . . lbs	29,325	67,359	2,306	9,112
ALL OTHER ARTICLES OF MERCHANDISE . . . value	—	—	—	—	—	5	3,148	1,990	1,281	1,035
GRAND TOTAL . . . "	—	—	—	—	—	25,497	49,083	32,078	40,793	38,290

No. 13—continued
SUMATRA—continued
EXPORTS THERETO

INDIAN MERCHANDISE

ARTICLES	QUANTITY					VALUE				
	1914-15	1915-16	1916-17	1917-18	1918-19	1914-15	1915-16	1916-17	1917-18	1918-19
ANIMALS, LIVING. no.	449	2,025	..
APPAREL (INCLUDING DRAPERY, UNIFORMS, AND ACCOUTRE- MENTS, BUT EXCLUDING HOSIERY AND BOOTS AND SHOES) value	—	—	—	—	—	654	351	485	131	525
COAL, COKE, AND PATENT FUEL tons	72,911	69,746	79,620	8,474	8,771	42,672	41,885	47,042	5,731	7,309
FODDER, BRAN, AND POLLARDS (EXCLUDING OIL CAKE) value	—	—	—	—	—	1,235	656	403	491	358
GRAIN, PULSE, AND FLOUR—										
Rice, not in the husk cwt	335,340	422,793	969,199	997,175	568,410	99,005	118,469	317,637	318,151	171,282
Wheat flour ..	4,374	2,028
METALS AND ORES tons	36	40	128	148	223	1,398
OILS gals.	3,756	3,373	3,852	4,401	14,396	458	432	719	1,124	3,213
SEEDS—										
Tea .. cwt	1,204	535	809	1,447	858	10,465	5,662	6,701	16,676	10,346
TEA, BLACK lb	23,086	11,831	2,660	164	..	893	557	138	5	..
TEXTILES—										
Cotton—										
Manufactures—										
Piecegoods yards	572,539	1,479,915	997,631	1,357,020	342,900	14,079	38,058	27,248	43,298	19,138
Jute—										
Manufactures—										
Gunny bags no.	142,300	113,500	116,500	573,500	332,800	3,257	2,540	3,008	13,588	14,126
.. cloth yards	14,000	110,000	104,150	9,000	7,000	311	1,307	1,434	86	247
Rope and twine cwt	4,558	6,517	1,745	7,116	2,999	5,558	8,531	2,341	14,183	8,105
Total Jute manufactures (including twist and yarn) value	—	—	—	—	—	9,126	12,378	6,784	27,857	22,473
TOBACCO MANUFACTURED—										
Cigars lb	108	3,012	5	507
ALL OTHER ARTICLES OF MERCHANDISE value	—	—	—	—	—	1,187	2,370	1,722	1,119	1,260
GRAND TOTAL ..	—	—	—	—	—	193,440	221,039	412,277	417,501	230,342

FOREIGN MERCHANDISE

ARTICLES	QUANTITY					VALUE				
	1914-15	1915-16	1916-17	1917-18	1918-19	1914-15	1915-16	1916-17	1917-18	1918-19
HARDWARE, EXCLUDING CUTLERY AND ELECTRO- PLATED WARE value	—	—	—	—	—	474	1,478	939	..	575
TEXTILES—										
Cotton Manufactures (including Twist and Yarn) ..	—	—	—	—	—	585	836	1,099
Silk Manufactures ..	—	—	—	—	—	53	585	109
Woolen manufactures ..	—	—	—	—	—	353	795
ALL OTHER ARTICLES OF MERCHANDISE ..	—	—	—	—	—	672	994	1,637	172	50
GRAND TOTAL ..	—	—	—	—	—	2,107	4,688	3,874	172	634
GRAND TOTAL OF INDIAN AND FOREIGN MERCHANDISE ..	—	—	—	—	—	195,547	225,727	416,151	417,673	230,976

No. 13—continued

JAVA

IMPORTS THEREFROM

ARTICLES	QUANTITY					VALUE				
	1914-15	1915-16	1916-17	1917-18	1918-19	1914-15	1915-16	1916-17	1917-18	1918-19
						£	£	£	£	£
CHEMICALS AND CHEMICAL PREPARATIONS (excluding CHEMICAL MANURES AND MEDICINES) . . . value	—	—	—	—	—	1	158	802	57	4,802
COFFEE, other than roasted or ground . . . cwt	80	186	2	1,886	..	203	555	4	3,844	6
DRUGS AND MEDICINES (excluding CHEMICALS AND NARCOTICS)—										
Quinine and alkaloids thereof (a) . . . lb	6,137	—	—	—	—	5,401	—	—	—	—
Quinine Salts— Quinine sulphate or bisulphate (b) . . . "	—	13,830	6,942	23,508	52,404	—	14,638	15,583	40,806	62,337
Quinine hydrochloride or dihydrochloride . . . "	—	453	760	1,747	8,667	—	559	2,115	3,768	9,157
Others sorts . . . value	—	—	—	—	—	1	1,712	9,018	12,665	12,920
Total Drugs and Medicines . . . "	—	—	—	—	—	5,492	16,904	26,711	57,234	114,423
GRAIN, PULSE, AND FLOUR . . . cwt	220,225	33,826	26	3,776	26	50,105	9,529	11	1,640	20
HARDWARE (excluding CUTLERY AND ELECTRO-PLATED WARE) . . . value	—	—	—	—	—	3,307	2,608	2,999	3,600	12,007
HIDES, RAW . . . cwt & No.	567 = 3,825	32 = 100	2,421	256
LIQUORS (including METHYLATED AND PERFUMED SPIRITS)—										
Spirit—										
Rum . . . gals.	21,068	45,506	60,820	76,270	202,283	1,380	3,024	4,762	6,937	23,118
Spirit, methylated . . . "	308,627	256,794	231,011	175,264	241,406	21,251	18,364	24,352	18,438	33,365
Other sorts of spirit . . . "	11,904	31,248	5,811	9,801	14,256	585	2,198	1,133	1,286	1,901
Total Spirit . . . "	342,599	332,638	298,642	261,405	458,035	23,166	23,586	30,247	26,661	58,379
Other sorts of liquors . . . "	6	17	540	1	27	1	6	162	(c)	12
Total Liquors . . . "	342,595	332,655	299,082	261,406	458,062	23,167	23,592	30,409	26,691	58,391
MACHINERY AND MILLWORK value	—	—	—	—	—	1,148	505	300	4,724	1,119
PARAFFIN WAX . . . cwt	..	6,000	..	1	9,338	..	4	..
PROVISIONS AND OILMAN'S STORES—										
Farinaceous and patent food . . . "	100	2	62	2,794	1	50	1	45	2,035	7
Milk condensed and preserved (including milk cream) . . . lb	..	36	912	..	98,311	..	1	23	..	2,047
Other sorts of provision value	—	—	—	—	—	320	18	300	32	156
Total provision and oilman's stores . . . "	—	—	—	—	—	370	20	374	2,067	2,190
RUBBER . . . "	—	—	—	—	—	2,570
SEEDS . . . cwt	2,954	851	626	6,305	271	2,142	1,190	2,753	3,627	335
SPIICES—										
Pepper . . . lb	..	50	..	44,800	3	..	2	..	1,427	..
Other sorts . . . "	16,912	29,444	61,938	61,855	230	125	157	496	946	1
Total Spices . . . "	16,912	29,494	61,938	106,655	233	125	159	496	2,373	1
SUGAR—										
Sugar, 16 Dutch standard and above . . . cwt	6,247,802	5,275,864	7,553,007	7,274,309	7,261,471	4,913,561	8,433,039	8,425,240	7,535,042	7,109,184
Sugar, 16 Dutch standard and below . . . "	87,160	24,482	..	8	..	59,165	22,116	..	7	..
Molasses . . . "	2,319,147	2,485,919	1,957,984	760,716	372,673	367,937	390,119	315,911	147,032	122,939
Confectionery . . . "	2
Total Sugar . . . "	8,654,109	10,786,265	9,511,991	8,035,033	7,634,344	5,340,663	8,845,276	8,741,151	7,682,081	7,221,173
TEA—										
Black . . . lb	68,361	298,965	74,562	65,275	188,329	3,548	14,180	3,822	3,609	10,424

(a) Subdivided into "Cinchona bark", "Quinine sulphate or bisulphate, hydrochloride or dihydrochloride, and others" from April, 1915
 (b) Separately recorded from April, 1915
 (c) Value R3=10s. 8d.
 * Value R2=2s. 8d.

IMPORTS THEREFROM—continued

ARTICLES	QUANTITY					VALUE				
	1914-15	1915-16	1916-17	1917-18	1918-19	1914-15	1915-16	1916-17	1917-18	1918-19
TEXTILES—						£	£	£	£	£
Cotton—										
Manufactures—										
Fine goods—										
White (Bleached) . yards	50,000	1,683	..
Coloured, printed, or dyed "	37,117	12,744	..	64	..	1,127	384	..	5	..
Jute—										
Raw tons	..	126	1,068
Manufactures—										
Gunny bags no.	1,400	200	50,000	..	1,200	10	3	1,400	..	36
„ cloth yards	66,000	1,000
WOOD AND TIMBER—										
Timber (other than railway sleepers)—										
Jarrah wood cub. tons	91	1,101
Teak "	4,559	3,431	3,031	487	321	37,817	29,280	26,632	5,477	4,345
Other timber "	913	3	39	207	47	6,289	5	96	1,666	633
Total Timber "	5,472	3,434	3,120	694	469	44,106	29,285	26,728	7,143	6,079
ARTICLES IMPORTED BY POST value	—	—	—	—	—	112	118	189	33	—
ALL OTHER ARTICLES OF MERCHANDISE "	—	—	—	—	—	1,958	2,808	4,019	7,849	5,152
GRAND TOTAL "	—	—	—	—	—	5,480,263	8,958,524	8,841,857	7,810,655	7,439,507

EXPORTS THERETO

INDIAN MERCHANDISE

ARTICLES	QUANTITY					VALUE				
	1914-15	1915-16	1916-17	1917-18	1918-19	1914-15	1915-16	1916-17	1917-18	1918-19
ANIMALS, LIVING no.	833	616	..	651	579	£ 5,375	£ 178	£ ..	£ 2,898	£ 8,000
APPAREL (INCLUDING DRAPERY, UNIFORMS, AND ACCOUTREMENTS, BUT EXCLUDING HOSIERY AND BOOTS AND SHOES) value	—	—	—	—	—	754	677	1,143	1,022	371
COAL, COKE, AND PATENT FUEL tons	51	15,187	27,243	100	10,395	17,143
CORDAGE AND ROPE OF VEGETABLE FIBRE (excluding JUTE AND COTTON) cwt	2,461	4,194	8,171	3,888	3,317	3,000	4,862	4,247	5,125	4,635
FODDER, BEAN, AND POLLARDS (EXCLUDING OIL CAKE) value	—	—	—	—	—	247	729	320	150	107
FRUITS AND VEGETABLES "	—	—	—	—	—	22	142	12	573	41
FURNITURE AND CABINETWARE "	—	—	—	—	—	97	107	112	188	507
GRAIN, PULSE, AND FLOUR—										
Rice, not in the husk cwt	1,378,495	1,416,000	2,338,565	1,394,766	1,675,292	409,836	416,393	760,017	450,308	526,123
Other sorts "	2,320	2,837	160	833	1,403	942	946	72	334	684
Total Grain, Pulse, and Flour "	1,380,815	1,418,846	2,338,725	1,395,600	1,676,695	410,778	417,339	760,089	450,642	526,807
GUMS AND RESINS "	..	30	1,869	..	263	..	21	1,514	..	616
INSTRUMENTS, APPARATUS, AND APPLIANCES, AND PARTS THEREOF value	—	—	—	—	—	21	26	143	240	773
LAC—										
Shell cwt	819	452	403	1,050	840	3,040	1,409	2,774	10,680	8,300
MANURES tons	..	376	1,809	4,266	5,541	..	5,775	35,682	85,787	133,809
METALS AND ORES "	223	62	406	139	..	787	597	2,009	537	10
OILS gals.	854	50	36	119	3,219	128	14	50	948	1,149
OILCAKES cwt	2,511	16,657	13,806	609,796	480,784	420	2,998	1,755	139,115	116,789
OPIMUM chests	2,650	1,835	1,985	1,800	2,400	282,252	208,054	341,978	300,000	400,000
„ cwt	3,837	2,691	2,381	2,635	3,518					
PROVISIONS AND OILMAN'S STORES value	—	—	—	—	—	1,515	2,158	2,275	1,660	3,669
SEEDS—										
Tea cwt	2,291	1,367	1,128	658	243	17,559	14,232	11,850	7,743	2,657
Other sorts "	537	1,314	1,569	6,542	6,451	353	1,001	1,220	2,951	3,658
TOTAL SEEDS "	2,828	2,681	2,697	7,210	6,694	17,912	15,233	13,070	10,694	6,315

No. 13—continued

JAVA—concluded

EXPORTS THERETO—continued

INDIAN MERCHANDISE—continued

ARTICLES	QUANTITY					VALUE				
	1914-15	1915-16	1916-17	1917-18	1918-19	1914-15	1915-16	1916-17	1917-18	1918-19
TEXTILES—						£	£	£	£	£
Cotton—										
Twist and yarn . . . lb	89,970	707,145	1,026,800	500,720	618,780	3,193	24,519	48,754	32,646	67,129
Manufactures—										
Handkerchiefs and shawls in the piece . . . no.	2,144	6,935	15,708	5,892	3,706	68	231	535	240	287
Piece goods . . . yards	133,596	194,142	285,791	714,580	304,194	4,211	7,027	6,658	14,473	13,300
Other sorts of man- ufactures . . . value	—	—	—	—	—	225	342	977	1,906	1,242
Total Cotton manufac- tures (including twist and yarn) . . . "	—	—	—	—	—	7,697	32,119	56,910	53,177	81,956
Jute—										
Manufactures—										
Canvas . . . yards	22,000	18,404	1,175	2,054
Gunny bags . . . no.	19,516,585	19,039,405	20,971,120	20,717,600	22,426,800	477,375	479,009	604,524	688,370	908,308
„ cloth . . . yards	175,000	194,200	495,500	240,900	279,800	1,622	1,985	6,581	4,119	6,522
Rope and twine . . . cwt	5,284	5,002	7,086	7,933	8,713	6,393	6,140	8,799	16,498	22,451
Other kinds . . . value	—	—	—	—	—	38	..	141
Total Jute manufac- tures (including twist and yarn) . . . "	—	—	—	—	—	485,390	487,134	619,892	710,162	999,476
Wool—										
Carpets and rugs . . . lb	3,482	988	9,205	4,088	12,350	470	173	1,127	546	1,270
TOBACCO . . . "	1,025	1,286	7,128	6,475	13,576	48	30	219	169	743
WAX OF ALL KINDS, OTHER THAN PARAFFIN WAX (EXCLUDING CANDLES) . . . cwt	1	35	120	81	247	7	189	671	615	1,488
WOOD AND TIMBER—										
Manufactures of wood, other than furniture and cabinet ware . . . value	—	—	—	—	—	809	..	10	7	22
ARTICLES EXPORTED BY POST . . . "	—	—	—	—	—	2,794	6,405	2,000	1,059	2,016
ALL OTHER ARTICLES OF MERCHANDISE . . . "	—	—	—	—	—	2,087	3,338	2,319	3,956	3,721
GRAND TOTAL . . . "	—	—	—	—	—	1,225,904	1,203,069	1,867,568	1,779,900	2,299,288

FOREIGN MERCHANDISE

ARTICLES	QUANTITY					VALUE				
	1914-15	1915-16	1916-17	1917-18	1918-19	1914-15	1915-16	1916-17	1917-18	1918-19
CHEMICALS AND CHEMICAL PREPARATIONS . . . value	—	—	—	—	—	£	£	£	£	£
GUMS AND RESINS . . . cwt	—	—	—	3	87	3	1,244
HARDWARE (EXCLUDING CUTLERY AND ELECTRO- PLATED WARE) . . . value	—	—	—	—	—	3,500	4,349	3,263	5,155	7,729
METALS AND ORES—										
Iron or steel . . . tons	2	..	100	33	..	2,400
Lead . . . cwt	392	612
PAPER AND PASTEBOARD . . . value	—	—	—	—	—	99	334	1,383
TEXTILES—										
Cotton manufactures (in- cluding Twist and yarn) . . . "	—	—	—	—	—	303	1,163	2,088	1,274	2,952
Haberdashery and mill- inery . . . "	—	—	—	—	—	96	460	446	269	879
Silk manufactures . . . "	—	—	—	—	—	40	198	381	212	64
WOOD AND TIMBER—										
Manufactures of wood, other than furniture and cabinetware . . . "	—	—	—	—	—	1,134	..	2,204	..	12
ARTICLES RE-EXPORTED BY POST . . . "	—	—	—	—	—	1,755	22,352	6,472	9,684	30,749
ALL OTHER ARTICLES OF MERCHANDISE . . . "	—	—	—	—	—	1,830	1,433	1,177	1,488	1,805
GRAND TOTAL . . . "	—	—	—	—	—	8,691	20,955	28,236	18,902	52,310
GRAND TOTAL OF INDIAN AND FOREIGN MERCHAN- DISE . . . "	—	—	—	—	—	1,234,595	1,233,024	1,895,804	1,798,802	2,352,054

BORNEO
CELEBES AND OTHER ISLANDS

(340)

No. 13—continued

BORNEO (BRITISH AND DUTCH)
IMPORTS THEREFROM

ARTICLES	QUANTITY					VALUE				
	1914-15	1915-16	1916-17	1917-18	1918-19	1914-15	1915-16	1916-17	1917-18	1918-19
OILS—						£	£	£	£	£
Mineral—										
Fuel oils . . . gals.	675,236	3,494,276	9,464,076	6,364,208	2,930,070	5,504	34,075	93,567	71,233	52,089
Kerosene . . . "	22,534,033	20,242,307	5,828,436	29,625	18,360	500,734	509,966	163,078	1,589	1,041
Lubricating oils . . . "	1,879,489	2,554,036	3,921,951	2,719,069	6,775,738	42,259	57,271	135,904	124,579	213,454
Other kinds . . . "	14,729	28,326	..	30,037	45,459	711	1,491	..	1,753	2,240
Total Mineral oils . . . "	25,103,437	26,319,545	19,205,063	9,142,834	7,769,627	609,208	603,403	397,549	199,154	268,833
PARAFFIN WAX . . . cwt	5,280	3,000	9,856	8,400	..
ARTICLES IMPORTED BY POST . . . value	—	—	—	—	—	19
ALL OTHER ARTICLES OF MERCHANDISE . . . "	—	—	—	—	—	236	469	283	2,435	4,782
GRAND TOTAL . . . "	—	—	—	—	—	609,444	603,872	407,707	209,989	273,615

EXPORTS THERETO

INDIAN MERCHANDISE

ARTICLES	QUANTITY					VALUE				
	1914-15	1915-16	1916-17	1917-18	1918-19	1914-15	1915-16	1916-17	1917-18	1918-19
OPIMUM . . . { chests	20	180	£	£	£	£	£
.. { =cwt	=30	=190	3,336	21,667
TEXTILES—										
Cotton manufactures . . . value	—	—	—	—	—	20	67	..	740	3,885
Jute—										
Manufactures—										
Gunny bags . . . no.	150,300	743,400	300,000	946,000	422,800	3,006	14,786	6,000	18,947	8,999
ARTICLES EXPORTED BY POST . . . value	—	—	—	—	—	75	81	54	46	1,148
ALL OTHER ARTICLES OF MERCHANDISE . . . "	—	—	—	—	—	698	427	657	1,467	583
GRAND TOTAL . . . "	—	—	—	—	—	3,799	15,811	6,711	24,529	36,263

FOREIGN MERCHANDISE

ARTICLES	QUANTITY					VALUE				
	1914-15	1915-16	1916-17	1917-18	1918-19	1914-15	1915-16	1916-17	1917-18	1918-19
TOTAL VALUE	—	—	—	—	—	£	£	£	£	£
	—	—	—	—	—	1,408	329	47	442	185
GRAND TOTAL OF INDIAN AND FOREIGN MERCHANDISE . . . value	—	—	—	—	—	5,207	15,640	6,768	24,971	36,467

CELEBES AND OTHER ISLANDS
IMPORTS THEREFROM

ARTICLES	QUANTITY					VALUE				
	1914-15	1915-16	1916-17	1917-18	1918-19	1914-15	1915-16	1916-17	1917-18	1918-19
OILS—						£	£	£	£	£
Mineral—										
Fuel oil . . . gals.	727,232	613,920	7,844	7,501	..
ALL OTHER ARTICLES OF MERCHANDISE . . . value	—	—	—	—	—	340	..	225	247	85
GRAND TOTAL . . . "	—	—	—	—	—	340	..	8,069	7,748	85

No. 13—continued

CELEBES AND OTHER ISLANDS—continued

EXPORTS THERE TO
INDIAN MERCHANDISE

ARTICLES	QUANTITY					VALUE				
	1914-15	1915-16	1916-17	1917-18	1918-19	1914-15	1915-16	1916-17	1917-18	1918-19
GRAIN, PULVER, AND FLOUR—						£	£	£	£	£
Rice, not in the husk . . . cwt	116,901	107,242	85,140	176,832	..	34,011	30,306	25,836	61,719	..
TEXTILES—										
Cotton—										
Twist and Yarn . . . lb	223,280	41,600	..	2,400	1,200	8,601	1,567	..	860	120
Jute—										
Manufactures—										
Gunny bags . . . no.	700,866	647,700	914,500	447,000	584,530	16,878	13,200	22,175	10,943	20,931
Other kinds . . . value	—	—	—	—	—	1,036	437	578	266	268
Total Jute manufactures (including twist and yarn) . . . "	—	—	—	—	—	17,914	13,637	22,753	11,209	21,199
ALL OTHER ARTICLES OF MER- CHANDISE . . . "	—	—	—	—	—	12	974	266	..	233
GRAND TOTAL . . . "	—	—	—	—	—	60,538	46,484	48,855	63,288	21,552

FOREIGN MERCHANDISE

ARTICLES	QUANTITY					VALUE				
	1914-15	1915-16	1916-17	1917-18	1918-19	1914-15	1915-16	1916-17	1917-18	1918-19
TEXTILES—						£	£	£	£	£
Cotton, twist and yarn . . lb	6,000	765
ALL OTHER ARTICLES OF MER- CHANDISE . . . value	—	—	—	—	—	29	126	14	19	..
GRAND TOTAL . . . "	—	—	—	—	—	29	126	14	19	765
GRAND TOTAL OF INDIAN AND FOREIGN MER- CHANDISE . . . "	—	—	—	—	—	60,567	46,610	48,869	63,307	22,317

SIAM

IMPORTS THEREFROM

ARTICLES	QUANTITY					VALUE				
	1914-15	1915-16	1916-17	1917-18	1918-19	1914-15	1915-16	1916-17	1917-18	1918-19
PAPER AND PASTE BOARD—						£	£	£	£	£
Printing paper . . . cwt	836	3,769
RAILWAY PLANT AND ROLLING-STOCK—										
Carriages and wagons and parts thereof . . . value	—	—	—	—	—	3,787	391
Materials for construction—										
Sleepers of wood . . . cwt	54,696	57,248	100	1,200	..	16,992	13,483	50	40	..
TEXTILES—										
Silk, raw . . . lb	93,668	140,931	170,450	174,023	39,182	19,192	30,155	36,017	40,551	9,925
WOOD AND TIMBER—										
Teak . . . cubic tons	22,631	17,996	20,928	23,366	5,664	218,384	153,462	182,278	259,571	105,630
Other timber . . . "	3,313	4,623	7,728	8,540	11,058	21,837	31,041	51,021	67,360	114,695
ARTICLES IMPORTED BY POST . . . value	—	—	—	—	—	519	402	796	1,488	2,547
ALL OTHER ARTICLES OF MERCHANDISE . . . "	—	—	—	—	—	1,327	950	3,801	540	3,107
GRAND TOTAL . . . "	—	—	—	—	—	282,038	229,884	277,732	370,240	235,904

No. 13—continued
SIAM—continued
EXPORTS THERETO

INDIAN MERCHANDISE

ARTICLES	QUANTITY					VALUE				
	1914-15	1915-16	1916-17	1917-18	1918-19	1914-15	1915-16	1916-17	1917-18	1918-19
APPAREL (including DRESSERY, UNIFORMS, ACCOUTREMENTS, BUT excluding HOSIERY) . . . value	—	—	—	—	—	576	634	445	1,078	424
CANDLES OF ALL KINDS . . . lb	298,294	488,194	442,008	684,203	641,849	5,593	9,154	8,328	12,841	12,044
COAL, COKE, AND PATENT FUEL . . . tons	2,797	2,052	6,480	970	..	1,678	1,132	3,922	647	..
CORDAGE AND ROPE OF VEGETABLE FIBRE (excluding JUTE AND COTTON) . . . cwt	5,707	9,822	8,954	10,980	1,877	7,482	12,005	12,029	14,794	3,048
FODDER, BRAN, AND POLLARDS (EXCLUDING OIL CAKE) . . . value	—	—	—	—	—	767	139	2,266	1,024	494
GRAIN, PULSE, AND FLOUR—										
Pulse cwt	1,120	1,364	1,112	1,201	613	577	721	597	745	420
Rice, not in the husk . . .	4,036	4,890	54,955	82,497	149,824	1,098	1,872	18,502	24,230	51,094
Wheat "	985	491	502	582	240	543	270	330	379	320
Wheat flour "	10	20	809	1,218	259	7	14	548	914	215
Other sorts "	331	217	178	285	188	130	93	83	115	100
Total Grain, pulse, and flour . . .	6,482	6,972	57,616	85,783	151,124	2,365	2,970	20,000	26,433	52,149
HARDWARE AND CUTLERY, INCLUDING PLATED WARE value	—	—	—	—	—	187	1,075	229	-10	120
INSTRUMENTS, APPARATUS, AND APPLIANCES, AND PARTS THEREOF—										
Musical "	—	—	—	—	—	521	6	68	3	37
LEATHER—										
Hides and skins, tanned or dressed . . . cwt	99	31	26	..	13	1,152	375	347	..	207
Manufactures (excluding boots and shoes) . . . value	20,720	5,531	4,096	..	2,851					
Manufactures (excluding boots and shoes) . . . value	—	—	—	—	—	224	99	861	100	237
METALS AND ORES . . . tons	11	17	58	51	22	1,842	1,180	1,100	456	851
OILS—										
Vegetable, non-essential—										
Castor gals.	13,067	13,572	11,700	12,488	336	1,635	1,444	1,831	1,543	54
Other kinds "	2,371	3,478	8,689	4,408	19,217	245	605	632	504	2,807
Total Oils "	15,438	17,050	20,389	16,896	19,553	1,880	2,109	1,963	2,047	2,921
OPPIUM { chests =cwt	2,000 =2,923	1,700 =2,490	1,200 =1,760	1,650 =2,416	1,750 =2,566	204,328	189,168	191,180	300,097	291,606
PAPER AND PASTE BOARD value	—	—	—	—	—					
(PARAFFIN WAX cwt	2,160	1,960	1,801	1,409	1,700	3,276	2,978	2,732	2,123	2,579
PERFUMERY (not being PERFUMED SPIRITS) . . . value	—	—	—	—	—	875	1,034	935	504	152
PROVISIONS AND OILMAN'S STORES "	—	—	—	—	—	3,798	4,518	5,212	6,659	4,541
RAILWAY PLANT AND ROLLING STOCK "	—	—	—	—	—	..	2,422
SEEDS cwt	717	753	390	450	364	895	989	572	741	538
TEA, BLACK lb	7,045	11,561	12,925	17,546	4,640	277	423	497	1,208	236
TEXTILES—										
Cotton—										
Raw cwt	35	980	115	12	..	33	1,043	170	18	..
Twist and yarn . . . lb	513,920	828,000	1,107,500	1,172,800	493,100	18,357	24,681	34,710	63,248	44,847
Manufactures—										
Handkerchiefs and shawls in the piece . . . no.	3,456	11,340	45,192	120	288	151	258	1,448	1	13
Piece goods—										
Grey (unbleached) . . . yards	1,561,939	2,186,919	3,714,197	3,318,480	842,339	15,254	19,306	35,760	41,799	21,413
White (bleached) . . . "	11,400	160	5,000	150,180	1,000	130	3	33	3,557	35
Coloured, printed, or dyed "	2,353,200	2,410,583	2,588,104	1,777,682	324,013	47,536	47,349	51,002	42,035	9,432
Total piece goods "	3,926,539	4,597,662	6,307,301	5,252,342	1,167,352	62,920	66,658	86,795	88,041	30,880

No. 13—continued
SIAM—continued
EXPORTS THERETO—continued

INDIAN MERCHANDISE—continued

ARTICLES	QUANTITY					VALUE				
	1914-15	1915-16	1916-17	1917-18	1918-19	1914-15	1915-16	1916-17	1917-18	1918-19
TEXTILES—continued						£	£	£	£	£
Cotton—continued										
Manufactures—continued										
Other sorts of manufactures value	—	—	—	—	—	4,083	4,442	5,262	18,181	5,015
Total Cotton manufactures (including twist and yarn) "	—	—	—	—	—	85,461	96,030	128,210	189,471	80,755
Flax manufactures . . . "	—	—	—	—	—	184	172	27	687	363
Jute—										
Manufactures—										
Gunny bags . . . no.	12,235,762	12,628,240	11,380,200	14,450,900	6,048,200	284,184	273,307	265,041	389,028	230,317
Rope and twine . . . cwt	2,711	873	624	5,963	806	8,591	961	782	10,224	2,180
Other kinds . . . value	—	—	—	—	—	68	60	..	8	..
Total Jute manufactures (including twist and yarn) "	—	—	—	—	—	287,843	274,387	266,728	400,155	241,407
Silk, raw . . . lb	..	1,735	5,337	..	12,312	..	780	2,345	..	9,564
TOBACCO—										
Manufactured—										
Cigars . . . "	5,322	15,662	6,025	11,701	18,424	261	696	271	697	1,225
Other sorts . . . "	..	2,403	213	10,900	52,380	..	23	3	359	1,685
Total Tobacco . . . "	5,322	18,065	6,238	22,601	70,804	261	719	274	1,056	2,910
ARTICLES EXPORTED BY POST . . . value	—	—	—	—	—	2,508	6,850	5,662	4,930	5,577
ALL OTHER ARTICLES OF MERCHANDISE . . . "	—	—	—	—	—	3,242	2,566	2,490	2,113	3,423
GRAND TOTAL "	—	—	—	—	—	617,238	614,886	659,625	949,816	715,872

FOREIGN MERCHANDISE

ARTICLES	QUANTITY					VALUE				
	1914-15	1915-16	1916-17	1917-18	1918-19	1914-15	1915-16	1916-17	1917-18	1918-19
ARMS AMMUNITIONS, AND MILITARY STORES . value	—	—	—	—	—	£	£	£	£	£
CHEMICALS AND CHEMICAL PREPARATIONS (EXCLUDING CHEMICAL MANURES AND MEDICINES) "	—	—	—	—	—	86	132	582	159	6
FRUITS AND VEGETABLES—										
Fruits and vegetables: dried, salted, or preserved—										
Dates . . . cwt	1,056	1,811	2,649	468	..	568	835	1,909	836	..
Other sorts . . . "	145	83	43	52	32	287	179	160	172	118
TOTAL FRUITS, ETC. value	—	—	—	—	—	850	1,014	2,069	608	118
HARDWARE (EXCLUDING CUTLERY AND ELECTROPLATED WARE) "	—	—	—	—	—	665	886	1,812	887	136
MACHINERY AND MILLWORK "	—	—	—	—	—	450	31	733	580	1,260
METALS AND ORES . tons	31	26	19	3	..	1,598	895	1,055	145	..
PAPERS AND PASTEBOARD . value	—	—	—	—	—	1,413	3,376	7,542	3,637	1,159
SPICES . . . lb	24,556	34,685	14,630	8,470	15,235	736	917	384	219	469
STATIONERY (EXCLUDING PAPER) . value	—	—	—	—	—	138	565	637	887	407

ARTICLES	QUANTITY					VALUE				
	1914-15	1915-16	1916-17	1917-18	1918-19	1914-15	1915-16	1916-17	1917-18	1918-19
TEXTILES—						£	£	£	£	£
Cotton—										
Manufactures—										
Piece goods—										
Grey (unbleached) .yards	2,080	6,500	26,760	13,400	3,960	31	138	432	387	27
White (bleached) . "	13,731	7,043	51,380	71,590	..	184	267	1,079	1,204	..
Coloured, printed, or dyed . "	5,698	262,470	269,738	132,468	4,770	184	6,098	8,286	3,620	343
Forts of all descrip- tions . "	8,974	180
Total Piece goods . "	21,499	276,013	356,852	217,458	8,730	349	6,498	9,027	5,211	370
Other sorts of manu- factures . value	—	—	—	—	—	193	1,273	2,348	8,911	63
Total Cotton manufac- tures (including twist and yarn) . "	—	—	—	—	—	542	7,771	12,275	14,122	433
Haberdashery and millinery . "	—	—	—	—	—	729	1,866	1,182	516	343
Silk, raw . lb	2,746	1,041
.. manufactures . value	—	—	—	—	—	69	384	950	..	147
Woolen manufactures . "	—	—	—	—	—	40	122	856	211	333
ARTICLES RE-EXPORTED BY POST . "	—	—	—	—	—	621	1,280	968	156	630
ALL OTHER ARTICLES OF MERCHANDISE . "	—	—	—	—	—	2,013	3,081	3,114	1,936	860
GRAND TOTAL . "	—	—	—	—	—	9,945	22,019	34,650	27,241	6,303
GRAND TOTAL OF INDIAN AND FOREIGN MER- CHANDISE . "	—	—	—	—	—	627,183	636,905	694,275	677,056	722,177

INDO-CHINA (INCLUDING COCHIN-CHINA, CAMBODIA, ANNAM, AND TONKIN)

IMPORTS THEREFROM

ARTICLES	QUANTITY					VALUE				
	1914-15	1915-16	1916-17	1917-18	1918-19	1914-15	1915-16	1916-17	1917-18	1918-19
WOOD AND TIMBER—						£	£	£	£	£
Teak wood . .cub. tons	32	1,263	2,025	286	10,630	38,381
ALL OTHER ARTICLES OF MERCHANDISE . value	—	—	—	—	—	242	357	91	336	574
GRAND TOTAL . "	—	—	—	—	—	528	10,987	91	336	38,955

No. 13—continued

INDO-CHINA (INCLUDING COCHIN-CHINA, CAMBODIA, ANNAM, AND TONKIN)—continued
EXPORTS THERETO

INDIAN MERCHANDISE

ARTICLES	QUANTITY					VALUE				
	1914-15	1915-16	1916-17	1917-18	1918-19	1914-15	1915-16	1916-17	1917-18	1918-19
CANDLES OF ALL KINDS . . . lb	141,157	212,192	60,251	155,681	197,406	£ 2,647	£ 3,976	£ 1,129	£ 2,918	£ 3,701
CORDAGE AND ROPE OF VEGETABLE FIBRE (EXCLUDING JUTE AND COTTON) . . . cwt	919	867	1,882	1,627	1,483	857	879	1,463	2,421	2,042
DYEING AND TANNING SUBSTANCES . . . "	38	21	39	826	21
GRAIN, PULSER, AND FLOUR . . . "	8	898	19	2	729	13
MINERALS AND ORES . . . tons	300	..	1	1,008	..	214
OILS . . . gals.	1,190	4,200	179	986
OILCAKES . . . "	827	4,816	152	678
OPIMUM . . . } chests } =cwt	2,690 =3,946	2,036 =2,984	3,440 =5,043	3,050 =4,471	3,440 =5,042	291,425	223,377	546,026	627,243	760,065
PARAFFIN WAX . . . cwt	477	497	460	1,380	240	724	581	697	2,093	364
PROVISIONS AND OILMAN'S STORES—										
Ghi lb	8,184	3,523	12,600	32,528	21,219	352	134	421	1,268	1,131
TRETTLES—										
Cotton—										
Raw cwt	8	12,566	19,372	32,559	36,243	6	27,328	52,107	148,076	214,017
Twist and yarn . . . lb	8,000	667
Manufactures— Piece goods . . . yards	41,100	360	2,732	940	16	336
Jute—										
Twist and yarn . . . lb	123,000	2,300	..
Manufactures— gunny bags . . . no.	20,391,036	11,183,500	19,967,100	12,604,730	23,236,720	404,253	225,891	443,960	31,874	687,523
" cloth . . . yards	268,000	145,500	190,000	120,000	130,000	2,281	1,095	2,367	1,702	3,328
Rope and twine . . . cwt	2,602	1,524	2,270	917	1,398	3,366	1,658	2,326	1,617	3,818
Total Jute manufactures (including twist and yarn) value	—	—	—	—	—	409,900	228,884	448,653	318,364	674,664
Woolen manufactures . . . "	—	—	—	—	—	1,546	6	66
ARTICLES EXPORTED BY POST . . . "	—	—	—	—	—	1,032	1,330	1,150	1,561	1,436
ALL OTHER ARTICLES OF MERCHANDISE . . . "	—	—	—	—	—	787	362	473	703	578
GRAND TOTAL . . . "	—	—	—	—	—	708,008	487,479	1,056,712	1,104,223	1,616,900

FOREIGN MERCHANDISE

ARTICLES	QUANTITY					VALUE				
	1914-15	1915-16	1916-17	1917-18	1918-19	1914-15	1915-16	1916-17	1917-18	1918-19
MACHINERY AND MILLWORK. value	—	—	—	—	—	£ 122	£ 40	£ 137	£ 338	£ 1,304
ARTICLES RE-EXPORTED BY POST . . . "	—	—	—	—	—	6	93	..	93	3,101
ALL OTHER ARTICLES OF MERCHANDISE . . . "	—	—	—	—	—	68	395	617	605	171
GRAND TOTAL . . . "	—	—	—	—	—	196	528	754	1,031	4,576
GRAND TOTAL OF INDIAN AND FOREIGN MERCHANDISE . . . "	—	—	—	—	—	708,199	488,007	1,055,466	1,105,254	1,671,476

No. 13—continued
PHILIPPINES
IMPORTS THEREFROM

ARTICLES	QUANTITY					VALUE				
	1914-15	1915-16	1916-17	1917-18	1918-19	1914-15	1915-16	1916-17	1917-18	1918-19
CORDAGE AND ROPE OF VEGETABLE FIBRE (EXCLUDING JUTE AND COTTON) cwt	119	..	364	1,312	1,887	£ 100	£ ..	£ 400	£ 5,022	£ 8,824
STATIONERY (EXCLUDING PAPER) value	—	—	—	—	—	2,601
Sugar—										
Sugar 15 Dutch standard and below	138,000	105,092
TEXTILES—										
Hemp, raw	31,601	33,356	45,998	37,185	46,600	41,778	55,027	96,407	98,799	168,029
TOBACCO—										
Cigars	18,720	22,534	15,775	15,866	24,897	4,312	5,218	3,543	4,802	6,850
Others	7	25	569	556	41	1	7	33	40	10
Total Tobacco	18,727	22,559	16,344	16,422	24,938	4,313	5,225	3,576	4,842	6,860
WOOD AND TIMBER value	—	—	—	—	—	113	978	15	..	2,781
ALL OTHER ARTICLES OF MERCHANDISE	—	—	—	—	—	34	57	45	329	3,515
GRAND TOTAL	—	—	—	—	—	46,338	61,287	205,535	108,492	192,628

EXPORTS THERETO

INDIAN MERCHANDISE

ARTICLES	QUANTITY					VALUE				
	1914-15	1915-16	1916-17	1917-18	1918-19	1914-15	1915-16	1916-17	1917-18	1918-19
ANIMALS, LIVING—						£	£	£	£	£
Cattle (except sheep and goats) no.	700	8,170
Other kinds	47	460
Total Animals, living	747	8,630
CANDLES OF ALL KINDS lb	21,124	..	16,653	181,097	81,003	380	..	312	3,398	1,519
DYEING AND TANNING SUBSTANCES cwt	2,188	583
FODDER, BRAN, AND POLLARDS (EXCLUDING OILCAKE) value	—	—	—	—	—	3,961	2,574	1,176	2,484	—
GRAIN, PULSE, AND FLOUR—										
Rice, not in the husk cwt	57,041	3	42,939	15,279	2	11,452
LAC—										
Shell	81	86	13,420	1,536	11,457	259	211	79,805	11,394	96,097
METALS AND ORES tons	229	705	221	200	1	788	2,422	825	667	213
OILS—										
Vegetable, non-essential—										
Linseed gals.	15,375	44,275	9,965	5,000	7,128	2,293	6,486	1,993	1,250	2,054
Other sorts	..	632	633	690	75	67	111	..
Total Vegetable, non-essential	15,375	44,907	10,598	5,690	7,128	2,293	6,561	2,060	1,361	2,054
PARAFFIN WAX cwt	6,059	3,984	5,950	8,611	3,798	8,023	5,887	9,024	13,069	5,754
PROVISIONS AND OILMAN'S STORES value	—	—	—	—	—	272	282	372	874	803
TEXTILES—										
Cotton—										
Twist and yarn lb	29,000	9,400	74,000	22,000	30,000	1,370	605	8,249	2,777	5,923

No. 13—continued

PHILIPPINES—continued
EXPORTS THERETO—continued

INDIAN MERCHANDISE—continued

ARTICLES	QUANTITY					VALUE				
	1914-15	1915-16	1916-17	1917-18	1918-19	1914-15	1915-16	1916-17	1917-18	1918-19
TEXTILES—						£	£	£	£	£
Jute—										
Manufactures—										
Gunny bags . . no.	1,418,000	468,200	530,400	1,108,600	2,809,600	15,525	6,475	11,018	22,608	85,255
" cloth . . yards	4,064,500	2,848,400	3,815,000	4,102,000	4,084,000	32,851	32,715	52,487	64,380	81,080
Other kinds . . value	—	—	—	—	—	357	247	106	..	413
Total Jute manufactures (including twist and yarn) value	—	—	—	—	—	48,233	39,437	63,606	86,988	166,748
ALL OTHER ARTICLES OF MERCHANDISE . . "	—	—	—	—	—	356	53	233	528	767
GRAND TOTAL . . "	—	—	—	—	—	81,797	57,482	165,712	128,538	300,040

FOREIGN MERCHANDISE

ARTICLES	QUANTITY					VALUE				
	1914-15	1915-16	1916-17	1917-18	1918-19	1914-15	1915-16	1916-17	1917-18	1918-19
TOTAL VALUE .	—	—	—	—	—	£ 124	£ 216	£ 131	£ 126	£ 201
GRAND TOTAL OF INDIAN AND FOREIGN MERCHANDISE . value	—	—	—	—	—	81,921	57,698	165,843	128,669	300,241

MACAO

IMPORTS THEREFROM

ARTICLES	QUANTITY					VALUE				
	1914-15	1915-16	1916-17	1917-18	1918-19	1914-15	1915-16	1916-17	1917-18	1918-19
TOTAL . value	—	—	—	—	—	£ ..	£ 78	£ ..	£ ..	£ ..

EXPORTS THERETO

INDIAN MERCHANDISE

ARTICLES	QUANTITY					VALUE				
	1914-15	1915-16	1916-17	1917-18	1918-19	1914-15	1915-16	1916-17	1917-18	1918-19
OPIMUM { chests = cwt	50	£ ..	£ ..	£ 5,717	£ ..	£ ..
GRAND TOTAL . value	—	—	—	—	—	£ ..	£ ..	£ 5,717	£ ..	£ ..

FOREIGN MERCHANDISE

None

ARTICLES	QUANTITY					VALUE				
	1914-15	1915-16	1916-17	1917-18	1918-19	1914-15	1915-16	1916-17	1917-18	1918-19
GRAND TOTAL OF INDIAN AND FOREIGN MERCHANDISE . value	—	—	—	—	—	£ ..	£ ..	£ 5,717	£ ..	£ ..

FORMOSA
IMPORTS THEREFROM

ARTICLES	QUANTITY					VALUE				
	1914-15	1915-16	1916-17	1917-18	1918-19	1914-15	1915-16	1916-17	1917-18	1918-19
TOTAL . . . value	—	—	—	—	—	£ ..	£ ..	£ 181	£ ..	£ ..

EXPORTS THERETO

INDIAN MERCHANDISE

ARTICLES	QUANTITY					VALUE				
	1914-15	1915-16	1916-17	1917-18	1918-19	1914-15	1915-16	1916-17	1917-18	1918-19
OPIMUM . . . { Chests	200	£ ..	£ ..	£ 28,827	£ ..	£ ..
.. { =cwt	=293
TEXTILES—										
Jute, raw tons	..	441	367	80	36	..	6,876	6,720	884	218
.. gunny bags . . . no.	320,000	99,600	9,997	3,986
ALL OTHER ARTICLES OF MERCHANDISE . . . value	—	—	—	—	—	409	11	..	19	..
GRAND TOTAL . . .	—	—	—	—	—	409	6,887	35,547	10,000	4,199

FOREIGN MERCHANDISE

None

ARTICLES	QUANTITY					VALUE				
	1914-15	1915-16	1916-17	1917-18	1918-19	1914-15	1915-16	1916-17	1917-18	1918-19
GRAND TOTAL OF INDIAN AND FOREIGN MERCHANDISE . . . value	—	—	—	—	—	£ 409	£ 6,887	£ 35,547	£ 10,000	£ 4,199

No. 13—continued
HONGKONG
IMPORTS THEREFROM

ARTICLES	QUANTITY					VALUE				
	1914-15	1915-16	1916-17	1917-18	1918-19	1914-15	1915-16	1916-17	1917-18	1918-19
APPAREL (excluding HOSIERY AND BOOTS AND SHOES)—						£	£	£	£	£
Apparel (including drapery, uniforms, accoutrements) . . . value	—	—	—	—	—	7,388	12,805	15,137	15,385	20,108
Gold and silver thread . . .	—	—	—	—	—	376	508	981	515	119
Hats, caps, bonnets, and hatters' ware . . .	—	—	—	—	—	865	2,052	2,671	1,792	1,792
Others . . .	—	—	—	—	—	0	96	87	18	19
Total Apparel . . .						8,633	14,961	18,876	17,710	23,138
Belting for Machinery . . .	—	—	—	—	—	—	—	7	1,190	1,312
BUILDING AND ENGINEERING MATERIALS, other than OF IRON, STEEL, OR WOOD—										
Cement . . . cwt	94,980	170,543	207,345	125,672	124,004	13,336	29,499	43,772	36,009	57,424
Other kinds . . . value	—	—	—	—	—	209	1,225	2,475	461	2,725
Total Building, etc.						13,545	30,724	46,247	36,470	60,149
CHEMICALS AND CHEMICAL PREPARATIONS (excluding CHEMICAL MANURES AND MEDICINES)—										
Arsenic and its oxides . . . cwt	616	1,163	905	131	..	634	1,263	1,237	290	..
Other sorts . . . value	—	—	—	—	—	80	577	68	1,404	32
Total Chemicals, etc. . .						714	1,840	1,303	1,784	32
CORDAGE AND ROPE OF VEGETABLE FIBRE (excluding JUTE AND COTTON) . . .										
. . . cwt	18,734	14,121	14,388	15,783	6,146	32,575	33,575	41,169	72,184	37,174
DRUGS AND MEDICINES (excluding CHEMICALS AND NARCOTICS)—										
Camphor . . . lb	52,438	25,564	110,731	65,103	87,946	3,773	1,665	8,566	6,711	12,242
Cassia lignea . . . cwt	18,421	18,126	13,322	16,673	17,589	25,901	21,078	18,893	27,169	37,865
Other sorts of drugs and medicines . . . value	—	—	—	—	—	4,856	5,431	6,877	7,721	9,887
Total Drugs and Medicines . . .						34,080	29,070	34,329	41,601	59,094
DYEING AND TANNING SUBSTANCES . . .										
. . .	—	—	—	—	—	75	2,248	7,090	2,447	1
EARTHENWARE AND PORCELAIN (excluding PIPES OF EARTHENWARE) . . .										
. . .	—	—	—	—	—	3,836	6,651	4,348	5,292	5,191
FIREWORKS . . .										
. . .	—	—	—	—	—	34,817	36,982	42,049	34,923	24,128
FISH (excluding CANNED FISH)—										
Fish, dry, unsalted . . . cwt	751	393	321	247	319	2,156	1,165	1,099	824	1,584
.. other sorts . . .	131	107	107	243	138	138	156	198	474	385
Total Fish . . .	882	500	428	490	452	2,294	1,321	1,297	1,298	1,969
FRUITS AND VEGETABLES—										
Fresh fruits and vegetables . . . value	—	—	—	—	—	1,164	466	308	265	405
Fruits and vegetables : dried, salted, or preserved . . . cwt	6,322	6,540	5,425	5,470	7,083	4,657	5,956	5,491	5,385	8,631
FURNITURE AND CABINET WARE . . . value										
. . .	—	—	—	—	—	818	672	1,377	619	659
GLASS AND GLASSWARE—										
Bangles . . .	—	—	—	—	—	3,975	6,040	3,695	3,382	1,028
Other glassware . . .	—	—	—	—	—	282	427	156	306	731
Total Glass and Glassware . . .						4,257	6,476	3,851	3,688	1,759
GRAIN, PULSE, AND FLOUR—										
Pulse . . . bwt	50,823	39,985	13,659	4,121	11,344	21,426	18,391	5,725	1,688	9,406
Wheat flour . . .	17,319	19,101	..	291	1,018	10,110	12,587	..	312	1,270
Other sorts . . .	243	562	310	263	335	176	269	140	132	324
Total Grain, pulse, and flour . . .	68,385	59,648	13,969	4,675	12,697	31,712	31,187	5,945	2,132	11,000
HARDWARE (excluding CUTLERY AND ELECTRO-PLATED WARE) . . . value										
. . .	—	—	—	—	—	931	1,525	605	1,254	2,628
HIDES RAW . . .										
. . . { cwt & no.	4,014	18,733	..
	=28,100

No. 13—continued
 HONGKONG—continued
 IMPORTS THEREFROM—continued

ARTICLES	QUANTITY					VALUE				
	1914-15	1915-16	1916-17	1917-18	1918-19	1914-15	1915-16	1916-17	1917-18	1918-19
						£	£	£	£	£
Instruments and apparatus and appliances and parts thereof . . . value	—	—	—	—	—	794	673	1,206	615	1,490
JEWELLERY, ALSO PLATE OF GOLD AND SILVER—										
Jewellery . . . "	—	—	—	—	—	457	215	217	341	220
Plate of gold and silver . . . "	—	—	—	—	—	430	778	427	1,042	766
Total Jewellery, also plate of gold and silver . . . "	—	—	—	—	—	887	993	644	1,383	986
LAC—										
Stick and seed . . . cwt	—	—	530	—	—	—	—	1,507	—	—
LIQUORS (including METHYLATED AND PERFUMED SPIRITS)—										
Spirit . . . gals.	7,756	9,664	11,159	8,524	14,667	2,640	3,514	4,444	4,198	8,615
Other sorts . . . "	—	19	50	395	1,503	—	10	15	71	501
Total Liquors . . . "	7,756	9,683	11,209	8,919	16,170	2,640	3,524	4,459	4,269	9,116
MACHINERY AND MILL-WORK . . . value	—	—	—	—	—	1,384	1,446	256	516	1,746
MATCHES—										
Safety . . . of boxes	3,801	18,700	—	—	6	210	1,313	—	—	1
MATS AND MATTING, except COIR AND RUBBER . . . sq. yards	819,081	389,090	277,107	143,848	68,563	11,600	5,912	3,845	2,507	1,608
METALS AND ORES—										
Brass, Bronze, and similar alloys . . . [cwt]	2,420	1,547	218	15	31	4,737	3,316	720	142	335
Iron . . . tons	1	—	—	90	178	11	20	23	3,146	7,450
Iron or steel—										
Nails, rivets, and washers . . . "	—	1	—	790	1,481	—	16	—	37,080	78,680
Sheets and Plates . . . "	—	—	93	549	326	—	—	3,566	35,911	18,038
Wire . . . "	6	2	1	146	157	299	181	125	10,886	8,968
Steel—										
Angles and Spring . . . "	—	—	83	—	—	—	—	2,257	—	—
Bars and channel . . . "	—	—	—	180	1,905	—	—	—	3,489	64,923
Quicksilver . . . lb	—	131	—	41,769	28,560	—	12	—	10,334	10,481
Other metals . . . tons	2	48	1	27	113	117	1,150	194	1,455	2,078
Total Metals (excluding Ores) . . . "	130	128	189	1,770	4,174	5,164	4,695	6,885	102,393	210,953
OILS—										
Essential . . . gals.	634	1,287	685	1,209	1,439	803	1,362	740	1,323	1,920
Others . . . "	8,531	7,662	30,929	7,164	10,401	958	900	1,999	931	1,855
Total Oils . . . "	9,165	8,949	31,614	8,463	11,840	1,761	2,262	2,739	2,254	3,774
OPPIUM . . . lb	—	—	28,157	—	—	—	—	19,228	—	—
PAINTS AND PAINTERS' MATERIALS—										
Paints and Colours . . . cwt	883	1,140	3,881	1,035	849	8,040	4,987	10,849	13,291	8,586
Painters' materials . . . value	—	—	—	—	—	268	456	394	341	3,294
Total Paints and Painters' materials . . . "	—	—	—	—	—	8,308	4,853	11,243	13,632	11,880
PAPER AND PASTEBOARD										
PERFUMERY, not being PERFUMED SPIRITS . . . "	—	—	—	—	—	2,510	2,504	2,974	6,315	5,644
Precious stones and pearls, unsets . . . "	—	—	—	—	—	1,138	1,371	1,100	1,058	1,712
PROVISIONS AND OILMAN'S STORES—										
Bacon and hams . . . lb	14,539	18,105	19,220	11,111	17,722	540	753	898	562	1,212
Cocoas and Chocolate . . . "	—	—	—	—	5,890	—	—	—	—	1,117
Farinaceous and patent foods . . . cwt	8,441	6,750	3,518	2,774	892	10,970	9,587	5,134	4,417	2,231
Lard . . . lb	164,738	172,263	150,830	51,380	40,887	2,585	2,820	3,063	917	759
Milk, condensed and preserved, including milk cream . . . "	—	6	199,216	383,313	589,964	—	—	4,794	11,419	22,395
Other sorts of provisions—										
Canned and bottled provisions . . . cwt	5,633	5,193	5,089	2,697	2,759	8,263	7,665	10,085	6,634	8,096
Others . . . value	—	—	—	—	—	5,405	5,471	5,712	5,925	9,373
Total Provisions and Oilman's stores . . . "	—	—	—	—	—	27,863	26,296	29,736	29,874	45,113
RAILWAY PLANT AND ROLLING-STOCK—										
Sleepers of wood . . . cwt	13,429	11	—	—	—	3,129	6	—	—	—
RUBBER MANUFACTURES . . . value	—	—	—	—	—	—	—	5,280	78	—
SEEDS . . . cwt	3,954	5,787	33	31	65	2,136	3,000	94	33	137
SPICES—										
Betelnuts . . . lb	87,024	—	206,432	—	602,315	—	—	794	—	2,068
Cardamoms . . . "	87,383	26,152	19,736	8,991	3,906	278	—	671	417	165
Ginger . . . "	59,228	2,448	10,640	1,596	2,197	1,823	670	115	76	47
Other sorts . . . "	38,790	36	2,000	16,536	53,794	449	50	115	340	928
Total Spices . . . "	272,425	28,636	238,808	27,123	662,212	3,498	744	1,611	833	3,226
SUGAR—										
Sugar, 16 Dutch standard and above . . . cwt	50,762	262,077	112,761	84,192	55,932	49,137	281,464	135,942	110,824	90,838
Other sorts . . . "	223	—	1	—	—	118	2	3	3	2
Total Sugar . . . "	50,985	262,077	112,762	84,192	55,932	49,255	281,466	135,945	110,827	90,840

*Value Rs. 5 = 6s. 8d.

No. 13—continued
HONGKONG—continued
IMPORTS THEREFROM—concluded

ARTICLES	QUANTITY					VALUE				
	1914-15	1915-16	1916-17	1917-18	1918-19	1914-15	1915-16	1916-17	1917-18	1918-19
						£	£	£	£	£
TEA—										
Black lb	251,292	159,094	168,209	146,652	178,676	8,480	5,008	5,675	5,147	9,531
Green "	647	731	1,000	2,241	3,521	25	30	63	82	211
Total Tea "	251,939	159,825	170,109	148,893	182,197	8,455	5,038	5,738	5,229	9,742
TEXTILES—										
Cotton—										
Manufactures—										
Twist and yarn . . . lb	5,600	58	20	..	88,700	162	2	1	..	8,797
Hosiery value	—	—	—	—	—	593	1,897	3,800	4,563	13,495
Piece goods—										
Grey (unbleached). yards	84,770	112,245	248,482	427,892	197,608	1,153	899	3,288	7,685	3,944
White (bleached) . . "	3,422	6,534	2,205	6,767	44,242	35	103	34	110	1,804
Coloured, printed, or dyed "	93,855	149,268	69,186	71,641	210,314	683	3,032	1,140	1,330	8,615
Total Piece goods . . . "	122,047	267,047	319,873	505,800	452,164	1,871	4,034	4,462	9,125	14,363
Other manufactures value	—	—	—	—	—	175	228	209	13	89
Total Cotton goods (including Twist and yarn) . . . "	—	—	—	—	—	2,801	6,161	8,472	13,701	36,741
Haberdashery and millinery "	—	—	—	—	—	2,732	2,110	2,697	2,851	3,898
Jute manufactures . . . "	—	—	—	—	—	655	1,460	301	286	88
Silk—										
Raw lb	478,819	438,322	341,032	338,969	385,757	122,673	102,943	94,029	99,856	141,912
Waste "	32	..	77,469	15,235	6,968	4	..	5,013	1,110	726
Manufactures—										
Goods of silk mixed with other materials yards	223,802	219,406	67,527	21,875	5,621	10,163	10,130	4,655	2,402	589
Piece goods "	2,380,949	2,504,401	1,987,845	2,282,089	2,993,502	163,983	186,038	161,952	219,541	323,595
Other sorts lb	15,970	897	799	1,898	86	637	316	132	919	85
Total Silk manufactures (including silk yarn, etc.) value	—	—	—	—	—	174,783	196,484	166,739	216,862	324,269
Woolen manufactures (including yarn and knitting wool) . . . "	—	—	—	—	—	490	912	604	251	4,101
TOBACCO lb	2,017	1,721	1,085	853	6,352	251	184	183	219	1,888
TOILET REQUISITES (NOT SPECIFIED ELSEWHERE) value	—	—	—	—	—	3,147	2,234	1,093	1,141	3,254
TOYS AND REQUISITES FOR GAMES AND SPORTS . . . "	—	—	—	—	—	1,061	683	750	911	612
UMBRELLAS AND UMBRELLA FITTINGS—										
Umbrellas, including parasols and sunshades no.	85,195	223,911	80,930	61,598	44,939	1,470	4,384	1,548	1,436	1,023
WOOD AND TIMBER—										
Timber (other than railway sleepers) cub. tons	888	349	1	23	123	1,911	2,882	3	160	3,851
Wood, ornamental . . . value	—	—	—	—	—	—	—	—	—	1,430
Wood manufactures . . . "	—	—	—	—	—	181	132	331	5,508	422
ARTICLES IMPORTED BY POST "	—	—	—	—	—	7,660	6,787	8,658	7,158	9,955
ALL OTHER ARTICLES OF MERCHANDISE . . . "	—	—	—	—	—	6,594	7,001	6,587	9,079	12,985
GRAND TOTAL "	—	—	—	—	—	691,669	884,357	745,956	899,735	1,188,351

No. 13—continued
 HONGKONG—continued
 EXPORTS THERETO—continued

INDIAN MERCHANDISE

ARTICLES	QUANTITY					VALUE				
	1914-15	1915-16	1916-17	1917-18	1918-19	1914-15	1915-16	1916-17	1917-18	1918-19
APPAREL (INCLUDING DRESSERY, UNIFORMS, ACCOUTREMENTS, BUT EXCLUDING HOSIERY AND BOOTS AND SHOES) . . . value	—	—	—	—	—	760	770	524	586	1,008
CANDLES OF ALL KINDS . . . lb	51,491	40,586	68,325	68,836	116,851	1,087	887	1,272	1,708	2,339
CHEMICALS AND CHEMICAL PREPARATIONS (EXCLUDING CHEMICAL MANURES AND MEDICINES)—Potassium Compounds—Saltpetre . . . cwt	39,857	17,662	7,043	33,156	15,354	9,469
Soda Compounds—Borax . . . "	3,582	5,095	5,579	2,266	4,023	4,886	8,211	10,858	4,618	8,372
Other sorts of chemicals value	—	—	—	—	—	17	23	74	2,000	136
Total Chemicals, etc. . . "	—	—	—	—	—	38,059	23,588	10,927	6,618	17,977
Coal, Coke, and Patent fuel—Coal . . . tons	7,098	5,206
COTTON MANUFACTURES—CORDAGE AND ROPE OF VEGETABLE FIBRE (EXCLUDING JUTE AND COTTON) . . . "	743	565	737	682	651	673	527	688	739	1,168
DRUGS AND MEDICINES (EXCLUDING CHEMICALS AND NARCOTICS) . . . value	—	—	—	—	—	24,404	40,806	53,871	51,278	86,272
DYEING AND TANNING SUBSTANCES—Cutch and Gambier . . . cwt	2,404	5,558	4,101	1,568	..	3,301	8,294	4,809	1,916	..
Myrobalans . . . "	3,187	11,597	13,142	152	9,020	717	2,611	4,486	72	2,716
Safflower . . . "	376	1,091	1,616	401	270	453	1,344	2,925	638	574
Turmeric . . . "	2,328	2	451	7	73	1,184	1	350	10	87
Other sorts . . . "	1	8	1	163	110	21
Total Dyeing and Tanning substances . . . "	8,296	18,256	19,311	2,128	10,268	5,768	12,360	12,591	2,586	3,377
FISH (excluding CANNED FISH)—Fishmaws and sharkfins . . . "	4,479	6,405	4,362	3,403	2,426	27,493	48,120	36,026	29,566	20,253
FODDER, BRAN, AND POLLARDS (EXCLUDING OIL-CAKE) . . . value	—	—	—	—	—	4,402	3,079	711	668	752
FRUITS AND VEGETABLES—Fresh fruits and vegetables . . . "	—	—	—	—	—	4,877	2,608	2,077	4,265	3,794
Fruits and vegetables: dried, salted, or preserved, all sorts . . . cwt	4,071	3,856	3,539	1,911	4,289	6,493	7,688	10,945	5,074	13,403
GLASS AND GLASSWARE . . . value	—	—	—	—	—	593	32
GRAIN, PULSE, AND FLOUR—Beans (a) . . . cwt	2,900	1,068
Maize . . . "	1,400	655
Pulse (b) . . . "	7,174	13,121	19,732	17,547	1,055	2,734	4,153	6,653	7,533	658
Rice, not in the husk . . . "	84,555	80,893	55,701	8,370	77,767	13,671	16,385	14,823	2,517	11,290
Wheat . . . "	27,861	10,752	10,279	9,302	8,165	12,979	5,167	4,462	4,433	5,291
.. flour . . . "	1,311	42	227	6,337	..	661	24	112	5,217	..
Other sorts . . . "	1,127	111	30	18	16	549	52	12	8	16
Total Grain, Pulse, and Flour . . . "	123,423	104,829	85,969	41,569	89,903	36,149	25,781	26,052	19,708	18,343
GUMS AND RESINS . . . "	1,098	810	980	1,066	894	701	577	995	1,613	938
HARDWARE AND CUTLERY, INCLUDING PLATED WARE . . . value	—	—	—	—	—	451	916	385	306	820
HIDES AND SKINS—Hides and Skins, raw . . . cwt	148	724	995	915	1,021	586	4,523	4,475	6,813	7,722
Cuttings of hides and skins, raw . . . no.	33,243	61,705	44,674	196,146	185,695
.. taw . . . cwt	1,458	4,052	4,882	614	1,189	1,956	2,627	2,954	416	1,163
HORNS, TIPS AND PIECES OF HORN, AND HORNBAL . . . "	20	16	1	..	5	619	332	707	300	188
JADESTONE . . . "	4,194	4,381	5,024	3,077	2,754	54,872	36,450	75,367	78,866	82,813
LAC—Shell . . . "	967	570	216	1,989	1,507	3,083	1,967	1,126	17,810	14,558
LEATHER—Hides and Skins, tanned or dressed . . . cwt	7	77	52	44	6	80	791	396	301	63
.. no.	100	6,461	835	385	546
Unwrought . . . cwt	328	8	21	..	122	278	70	60	..	533

(a) Separately recorded from April, 1918

(b) Includes "Beans" prior to April, 1918

No. 13—continued
HONGKONG—continued
EXPORTS THERETO—continued

INDIAN MERCHANDISE—continued

ARTICLES	QUANTITY					VALUE				
	1914-15	1915-16	1916-17	1917-18	1918-19	1914-15	1915-16	1916-17	1917-18	1918-19
MACHINERY AND MILL- WORK value	—	—	—	—	—	£ 305	£ 243	£ 935	£ 13	£ ..
MANURES tons	101	63	133	7	13	687	847	1,329	64	82
METALS AND ORES—										
Iron or steel tons	1,683	8,054	9,420	2,780	..	5,494	31,059	33,766	15,225	..
Lead, pig cwt	..	11,061	22,155	2,020	12,384	..	16,600	85,976	3,334	18,554
Others tons	..	1	1	..	2	38	127	95	..	384
Total Metals and Ores ..	1,683	8,058	10,528	2,881	621	5,532	47,786	69,837	18,559	18,938
OILS—										
Essential—										
Sandalwood oil (a) gals.	87	1,588
Other sorts "	938	1,540	873	811	730	1,892	2,715	988	383	708
Total Essential "	938	1,540	873	811	817	1,892	2,715	988	383	2,296
Mineral "	10,000	10,000	6,000	646	646	387
Vegetable, non-essential—										
Linseed "	25,937	32,707	16,395	23,348	61,610	3,856	4,852	3,222	5,271	17,768
Other sorts "	2,301	2,776	3,521	2,764	1,346	247	255	423	273	208
TOTAL OILS "	29,226	37,028	30,789	36,423	69,803	5,795	7,822	5,279	6,573	20,659
OILCAKES cwt	400	1,600	5,683	3,511	2,000	193	616	1,720	1,604	1,087
Opium { chests =cwt	1,000 =1,466	734 =1,075	450 =650	450 =660	545 =801	110,712	79,156	48,278	77,772	117,298
PAPER AND PASTEBOARD—										
Printing paper cwt	135	511
PARAFFIN WAX "	33,626	11,117	5,895	7,500	9,092	38,195	11,858	5,843	12,372	25,435
PERFUMERY OTHER THAN MUSK value	—	—	—	—	—	57	82	22	9,304	157
PRECIOUS STONES AND PEARLS, UNSET. "	—	—	—	—	—	67	427	418	865	1,720
PROVISIONS AND OILMAN'S STORES—										
Butter lb	1,202	3,093	24,188	10,023	28,414	61	147	1,241	953	1,590
Ghi "	315,525	201,520	196,878	216,861	165,117	12,178	7,727	8,338	11,406	9,219
Pickles, chutnies, and con- diments cwt	444	444	433	392	338	1,054	1,289	1,488	2,113	1,792
Other sorts of provisions value	—	—	—	—	—	495	1,162	1,386	1,133	1,120
Total Provisions and Oilman's stores "	—	—	—	—	—	13,788	10,325	12,403	15,605	14,021
SEEDS—										
Oil-seeds—										
Essential—										
Aniseed lb	2	..	63	59	2,177	3	..	66	25	1,211
Fennel "	43	1	46	131	858	35	1	36	106	1,387
Other sorts "	131	43	59	101	51	175	80	87	139	84
Total Essential cwt	176	44	168	291	3,086	213	81	189	270	2,682
Non-essential—										
Groundnuts "	24,966	..	34,239	27,972	16,239	12,050	..	14,378	12,515	8,589
Other sorts "	48	131	148	471	156	39	110	79	325	91
Total Seeds, non-essential ..	25,014	181	34,387	28,443	16,395	12,089	110	14,957	12,840	8,680
Other than oil-seeds "	..	15	9	..	16	1	10	8	..	30
Total Seeds "	25,100	240	34,564	28,734	19,497	12,808	201	15,154	13,110	11,372
SPECIMENS ILLUSTRATIVE OF NATURAL SCIENCE value	—	—	—	—	—	1,044	174	316	384	167
STONE AND MARBLE cwt	700	72	34	76	613	1,057	611	467	360	1,136
TEA, BLACK lb	20,172	98,908	75,478	50	95	670	3,482	2,607	2	6
TEXTILES—										
Cotton—										
Raw cwt	102,164	84,771	55,994	26,968	21,008	237,808	160,742	146,437	119,416	127,447
Twist and yarn lb	63,689,232	70,588,765	66,231,820	46,289,900	32,065,200	1,962,967	1,931,452	1,972,427	1,861,101	2,300,892

No. 13—continued
HONGKONG—continued
EXPORTS THERETO—continued

INDIAN MERCHANDISE—concluded

ARTICLES	QUANTITY					VALUE				
	1914-15	1915-16	1916-17	1917-18	1918-19	1914-15	1915-16	1916-17	1917-18	1918-19
TEXTILES—continued						£	£	£	£	£
Cotton—continued										
Manufactures—										
Piece goods . . . yards	106,322	43,152	52,308	37,054	21,698	1,285	475	692	618	484
Other sorts of manu- factures . . . value	—	—	—	—	—	85	140	274	329	218
Total Cotton manu- factures (including twist and yarn) . . .	—	—	—	—	—	1,064,337	1,932,068	1,978,393	1,862,048	2,301,694
Haberdashery and Mill- inery . . .	—	—	—	—	—	1,131	448	467	1,376	518
Jute—										
Raw . . . tons	411	692	519	1,162	89	7,422	12,257	10,598	18,439	2,337
Manufactures—										
Gunny bags . . . no.	1,755,124	4,296,800	3,844,710	9,134,500	6,668,200	37,019	102,020	227,422	247,900	254,027
.. cloth . . . yards	150,000	1,066,000	91,000	97,800	44,000	1,847	9,222	1,004	1,389	1,080
Rope and twine . . cwt	270	931	695	589	1,161	359	1,093	825	1,162	3,223
Other kinds	3	2
Total Jute manu- factures (including twist and yarn) . . . value	—	—	—	—	—	39,225	112,335	229,251	250,451	258,332
Silk manufactures . .	—	—	—	—	—	966	240
Woolen manufactures .	—	—	—	—	—	406	700	751	663	20
TOBACCO—										
Unmanufactured . . lb	3,099,887	1,698,388	1,658,885	1,569,280	1,627,616	20,888	12,393	11,818	11,842	19,450
Manufactured . . .	17,094	10,655	1,383	1,320	694	124	119	12	10	17
Total Tobacco . . .	3,116,981	1,708,993	1,660,708	1,570,600	1,628,310	21,012	12,512	11,830	11,852	19,467
WAX OF ALL KINDS, OTHER THAN PARAFFIN WAX (IN- CLUDING CANDLES) . . cwt	1	..	75	..	297	5	..	411	..	1,745
WOOD AND TIMBER—										
Teakwood . . . cub. tons	500	1	4,071	21
Ordnance wood— Sandal(a) . . . tons	—	—	—	—	3	462	742	217	505	1,430
ARTICLES EXPORTED BY POST . . . value	—	—	—	—	—	125,354	132,696	119,409	68,809	62,709
ALL OTHER ARTICLES OF MERCHANDISE . . .	—	—	—	—	—	2,378	4,027	3,735	1,960	5,000
GRAND TOTAL . . .	—	—	—	—	—	2,808,896	2,746,420	2,903,754	2,722,191	3,256,964

FOREIGN MERCHANDISE

ARTICLES	QUANTITY					VALUE				
	1914-15	1915-16	1916-17	1917-18	1918-19	1914-15	1915-16	1916-17	1917-18	1918-19
APPAREL (INCLUDING DRA- PERY, UNIFORMS, AND ACCOUTREMENTS, BUT EXCLUDING HOSIERY AND BOOTS AND SHOES) . . value	453	693	441	1,352	958
CHEMICALS AND CHEMICAL PREPARATIONS (EXCLUD- ING CHEMICAL MANURES AND MEDICINES)	1,237	577	747	301	415
DRUGS AND MEDICINES (EXCLUDING CHEMI- CALS AND NARCOTICS)	593	1,100	445	571	398
DYEING AND TANNING SUBSTANCES—										
Saffron . . . lb	982	2,964	3,042	600	176	840	1,165	1,686	293	413
Other sorts . . . cwt	112	..	87	79	7	35	..	193	580	50
Total . . . value	—	—	—	—	—	875	1,165	1,879	873	463
FISH (excluding CANNED FISH)— Fishmaws and sharkfin . cwt	3,183	3,668	3,703	3,747	4,475	21,336	26,070	29,248	32,124	40,515
FRUITS AND VEGETABLES— Fruits and vegetables: dried, salted, or pre- served . . .	7,442	10,784	6,770	2,635	6,610	10,064	16,247	16,718	7,868	16,555
GLASS AND GLASSWARE, value	—	—	—	—	—	186	480	5,458	661	1,634
GUMS AND RESINS—										
Arabic . . . cwt	5	27	257	40	289	8	36	641	133	1,789
Olibanum or frankincense .	5,423	3,724	9,022	5,067	5,035	5,120	4,350	15,006	3,147	8,626
Other sorts . . .	2,529	3,858	2,614	2,622	1,278	2,326	2,566	2,557	2,641	1,456
Total Gums and Resins . .	7,957	7,109	12,093	7,729	6,602	7,454	6,952	18,204	10,921	11,873

(a) Quantity figures not available prior to April 1918

No. 13—continued
HONGKONG—concluded
EXPORTS THERETO—concluded

FOREIGN MERCHANDISE—continued

ARTICLES	QUANTITY					VALUE				
	1914-15	1915-16	1916-17	1917-18	1918-19	1914-15	1915-16	1916-17	1917-18	1918-19
HARDWARE (excluding CUTLERY, ETC.) value	—	—	—	—	—	£ 152	£ 599	£ 141	£ 777	£ 250
HORNS, TIPS, AND PIECES OF HORN, AND HORN-MEAL cwt	537	123	85	30	20	17,744	6,410	7,010	2,972	2,077
IVORY, UNMANUFACTURED . lb	7,020	13,711	27,205	38,714	27,050	1,307	4,768	8,323	12,408	9,501
MACHINERY AND MILL-WORK value	—	—	—	—	—	218	1,018	714	1,435	579
NETALS AND GRES—Iron or Steel tons	—	39	58	..	55	..	780	1,385	..	1,647
PAINTS AND COLOURS cwt	..	9	8	8	218	..	72	46	233	1,080
PROVISIONS AND OILMAN'S STORES "	2	301	4	414	226	5	1,003	13	886	2,841
SPICES—Cloves lb	157,803	136,010	179,270	62,188	156,871	4,182	3,245	4,879	2,157	5,396
STONE AND MARBLE cwt	89	..	106	797	..	1,780
SUGAR—Sugar, 16 Dutch Standard and above. "	3,337	1	2,058	1
TEXTILES—Cotton—										
Twist and yarn lb	230,000	21,896
Manufactures—Hosiery value	16	31	1	571	868
Piece goods—Grey (unbleached) yards	3,940	200	..	101,500	..	28	3	..	2,533	..
White (bleached) "	24,904	13,340	8,032	5,023	9,650	406	178	246	152	402
Coloured printed, or dyed "	42,057	20,993	15,925	66,428	16,586	769	493	475	3,316	1,044
Total "	70,901	34,533	24,857	262,951	26,236	1,201	674	721	6,001	1,446
Other sorts of manufactures value	38	123	67	146	..
Total Cotton manufactures (including twist and yarn) "	1,265	828	780	6,717	24,210
Silk—Manufactures—Piece goods yards	320	13,060	18,834	4,450	3,192	45	600	775	203	200
Wool—Manufactures—Piece goods yards	1,062	286	398	10,501	7,121	185	50	46	3,488	1,759
Other sorts lb.	485	761	9,852	3,037	168	64	144	383	863	18
Total Woollen manufactures value	249	194	429	4,351	1,772
ARTICLES RE-EXPORTED BY POST value	3,074	3,052	1,940	6,946	21,216
ALL OTHER ARTICLES OF MERCHANDISE "	1,631	1,535	2,015	2,465	1,846
GRAND TOTAL "	74,578	77,389	102,354	96,219	146,890
GRAND TOTAL OF INDIAN AND FOREIGN MERCHANDISE "	2,883,474	2,823,809	3,006,108	2,818,410	34,03,854

CHINA (EXCLUSIVE OF HONGKONG AND MACÃO)
IMPORTS THEREFROM

ARTICLES	QUANTITY					VALUE				
	1914-15	1915-16	1916-17	1917-18	1918-19	1914-15	1915-16	1916-17	1917-18	1918-19
ANIMALS, LIVING no.	535	£ 7,133	£ ..	£ ..	£ ..	£ ..
APPAREL, excluding HOSIERY AND BOOTS AND SHOES—Apparel (including drapery, uniforms, accoutrements) value	12,648	24,358	12,378	23,032	26,093
Others "	232	264	614	302	175
Total Apparel "	12,880	24,622	12,992	23,334	26,268
Boots and Shoes pairs	1,401	191	886	16	12,016	42	8	282	6	4,006
BUILDING AND ENGINEERING MATERIALS value	283	1,026	1,109	3,175	114
CHINESE AND JAPANESE WARE (INCLUDING LACQUERED WARE BUT EXCLUDING BATHENWARE AND PORCELAIN) "	838	610	1,144	1,274	945
COAL, COKE, AND PATENT FUEL—Coal tons	1,000	500	1,467	500
CORDAGE AND ROPE OF VEGETABLE FIBRE (EXCLUDING JUTE AND COTTON) cwt	52	824	1,336	3	810	141	1,492	2,709	5	3,347

CHINA (EXCLUSIVE OF HONGKONG AND MACAO)—continued

IMPORTS THEREFROM—continued

ARTICLES	QUANTITY					VALUE				
	1914-15	1915-16	1916-17	1917-18	1918-19	1914-15	1915-16	1916-17	1917-18	1918-19
DRUGS AND MEDICINES (excluding CHEMICALS AND NARCOTICS)—						£	£	£	£	£
Camphor . . . lb	38,757	26,486	32,345	12,040	17,243	2,632	1,695	2,443	1,096	2,323
Cassia lignea . . . cwt	19,634	36,417	14,141	16,258	17,052	26,263	42,466	20,220	27,801	42,911
Other sorts of drugs and medicines . . . value	—	—	—	—	—	2,083	4,457	1,514	2,762	2,467
Total Drugs and Medi- cines . . . "	—	—	—	—	—	30,978	48,518	24,177	31,669	47,701
DYEING AND TANNING SUBSTANCES . . . "	—	—	—	—	—	—	1,918	476	1,839	1,392
EARTHENWARE AND POR- CELAIN (excluding PIPES OF EARTHENWARE) . . . "	—	—	—	—	—	2,597	1,710	2,014	833	672
FIREWORKS . . . "	—	—	—	—	—	2,302	1,845	1,397	3,310	2,094
FRUITS AND VEGETABLES—										
Fresh fruits and vege- tables . . . "	—	—	—	—	—	376	..	13	3	30
Fruits and vegetables : dried, salted, or pre- served . . . cwt	4,862	4,272	1,432	440	263	2,423	2,177	1,038	562	413
Total Fruits and Vege- tables . . . value	—	—	—	—	—	2,799	2,177	1,051	670	443
GLASS AND GLASSWARE—										
Bangles . . . "	—	—	—	—	—	34,647	45,899	38,589	32,333	29,543
Beads and false pearls cwt	151	111	116	54	135	283	263	209	144	1,638
Other glassware . . . value	—	—	—	—	—	976	687	1,175	2,388	2,233
Total Glass and Glass- ware . . . "	—	—	—	—	—	35,906	46,849	39,973	34,865	33,414
GRAIN, PULSE, AND FLOUR—										
Pulse . . . cwt	68,958	167,818	18,293	..	28,875	27,454	74,459	8,708	..	32,797
Wheat, flour in bags . . . "	37	..	25	54	4,462	32	..	13	43	5,804
Other sorts . . . "	34	12	74	46	..	37	7	43	21	..
Total Grain, pulse, and flour . . . "	64,024	167,830	18,392	100	33,337	27,624	74,446	8,764	64	38,601
HARDWARE, excluding OUTLETT AND ELECTRO- PLATED WARE . . . value	—	—	—	—	—	1,192	896	1,263	978	1,486
JEWELLERY, ALSO PLATE OF GOLD AND SILVER—										
Jewellery . . . "	—	—	—	—	—	5,471	261	157	226	5
Plate of gold and silver . . . "	—	—	—	—	—	3,526	4,277	3,093	5,924	7,700
Total Jewellery, also plate of gold and silver . . . "	—	—	—	—	—	8,997	4,538	3,250	6,150	7,705
LIQUORS (including METHYLATED AND PERFUMED SPIRITS) . . . gals.	4,192	4,315	4,692	3,092	3,676	1,620	1,558	1,689	1,609	2,027
MACHINERY AND MILL- WORK . . . value	—	—	—	—	—	3,098	4	124	1,530	1,671
MATS AND MATTING, except COIR AND RUBBER . . . sq. yds.	728,953	415,416	235,800	344,858	306,183	0,476	6,394	5,016	8,661	11,383
METALS AND ORES—										
Brass, Bronze, and similar amalgams, wrought . . . cwt	1	4,108	11	34	19	7	10,241	155	157	872
Copper (excluding ore) . . . "	8	798	..	3	1	88	1,675	..	17	29
IRON OR STEEL—										
Beams, pillars, girders and bridge work . . . tons	45	2,297
Hoops and Strips . . . "	65	..	65	2,086	..	3,990
Nails, rivets and washers . . . "	39	218	1,667	12,171
Sheets and Plates— Tinned . . . "	74	4	3,834	585
Not galvanised or tinned . . . "	32	220	33	260	14,907	2,107
Other manufactures of iron or steel . . . "	2	12	16	8	1,266
Total Iron or Steel . . . "	34	..	65	333	377	276	..	2,086	20,256	22,476
STEEL—										
Angle and spring . . . "	52	2,858
Bars and Channel . . . "	532	23,370
Total steel . . . "	584	21,228
Quicksilver . . . lbs	..	750	..	32,945	5,840	10,802	2,061
Tin . . . cwt	41	70	150	100	..	345	598	1,492	1,252	..
Others . . . "	488	434	120	38	100	238	111	240	261	510
Total Metals (excluding ores) . . . tons	61	266	79	356	970	954	12,791	3,973	32,745	51,676
PAINTS AND PAINTERS' MATERIALS—										
Paints and Colours . . . cwt	306	162	14	116	181	2,758	1,291	120	3,440	884
Painters' materials . . . value	—	—	—	—	—	24
Total Paints and Painters' materials . . . "	—	—	—	—	—	2,758	1,291	444	3,440	884
PAPER AND PASTEBOARD . . . "	—	—	—	—	—	5,792	5,623	9,198	45,432	42,276

No. 13—continued

CHINA (EXCLUSIVE OF HONGKONG AND MACAO)—continued

IMPORTS THEREFROM—concluded

ARTICLES	QUANTITY					VALUE				
	1914-15	1915-16	1916-17	1917-18	1918-19	1914-15	1915-16	1916-17	1917-18	1918-19
PAPER MAKING MATERIALS— Pulp of wood or other materials cwt	99	10,010	..	£ 43	£ ..	£ ..	£ 13,260	£ ..
PROVISIONS AND OILMAN'S STORES— Farinaceous and patent foods "	5,846	3,078	3,226	1,093	252	5,571	2,984	3,229	1,170	519
Canned and bottled provisions (not speci- fied elsewhere) "	1,271	913	815	575	842	2,499	1,749	1,810	1,761	2,533
Other sorts of provisions value	—	—	—	—	—	3,402	4,262	2,320	1,251	2,152
Total Provisions, etc. "	—	—	—	—	—	11,472	8,995	7,278	4,172	5,204
SEEDS cwt	68	23,246	80	18	5	83	11,696	68	61	11
SPICES lb	208,414	41,939	47,751	42,862	134,846	883	649	856	1,115	1,363
Stationery value	—	—	—	—	—	324	400	301	135	3,682
SUGAR— Sugar, 16 Dutch standarl and above cwt	4,960	12,338	4,480	1,752	1,828	5,328	13,276	5,592	2,961	3,439
Others "	1	..	5	3	..	99
Total Sugar "	4,960	12,338	4,481	1,752	1,833	5,328	13,276	5,595	2,961	3,529
TEA— Black lb	441,839	504,501	171,906	138,169	344,840	12,728	16,068	4,116	6,362	21,843
Green "	2,314,952	2,082,468	1,626,684	3,863,061	3,600,717	75,763	67,683	75,889	195,476	230,639
Total Tea "	2,756,791	2,586,969	1,798,590	4,001,230	3,945,557	88,491	83,751	79,805	201,838	261,782
TEA-CHESTS value	—	—	—	—	—	..	2,181
TEXTILES— Cotton— Raw cwt	176	3	..	591	..	148	3	..	2,338	..
Manufactures— Twist and yarn lb	10,462	325	120	..	1,057,671	267	10	4	..	103,804
Hosiery value	—	—	—	—	—	128	111	45	873	6,854
Piece goods— Grey (unbleached) yards	20,250	188,506	1,090,609	1,122,900	..	294	2,153	13,647	21,621	..
White (bleached) "	20	27,520	60,000	1	696	1,025
Coloured, printed, or dyed "	66,005	8,289	146,051	45,539	8,924	1,037	160	2,186	1,141	342
Fents of all descriptions "	800	14
Total Piece goods "	96,275	224,315	1,296,660	1,163,439	9,724	1,332	3,009	16,858	22,762	356
Other manufactures value	—	—	—	—	—	113	696	11,078	522	..
Total Cotton goods (in- cluding twist and yarn) "	—	—	—	—	—	1,840	3,826	27,985	24,157	111,014
Flax— Manufactures (including twist and yarn) "	—	—	—	—	—	204	2,500	2,080	..	210
Haberdashery and mil- linery "	—	—	—	—	—	545	973	3,834	1,744	3,551
Hemp, raw cwt	976	2,227
Silk— Raw lb	1,494,509	1,615,651	1,384,626	1,260,177	664,053	536,848	578,613	573,300	607,492	473,000
Waste "	25	..	2,709	208	7,370	2	..	210	23	803
Silk yarn, noils, and warps "	35,424	66,468	70,464	79,144	175,043	10,066	18,108	22,678	26,522	91,225
Manufactures— Goods of silk mixed with other materials yards	23,027	32,071	12,645	729	1,270	1,417	2,163	98	65	123
Piece goods "	3,896,303	5,481,801	3,542,345	3,105,858	3,523,797	216,142	301,676	231,502	278,981	388,320
Other sorts value	—	—	—	—	—	356	474	429	628	866
Total Silk manufactures (including silk yarn, etc.) "	—	—	—	—	—	226,981	322,421	255,598	308,096	480,539
Wool— manufactures— Piece goods yards	2,558	103	..	570	7,563	296	24	..	47	3,244
TOBACCO— Unmanufactured lb	43,895	30,112	1,570	1,834
Manufactured "	637	980	257	3,043	1,719	123	225	53	572	246
Total Tobacco "	637	980	257	46,938	31,831	123	225	53	2,142	2,080
TOILET REQUISITES (NOT SPECIFIED ELSEWHERE) value	—	—	—	—	—	681	610	1,233	164	140
WOOD AND TIMBER— Timber (other than railway sleepers) cub. tons	16	30	239	143	276	2,386
Manufactures of wood other than furniture and cabinet ware value	—	—	—	—	—	122	55	1,219	2,273	82
ARTICLES IMPORTED BY POST "	—	—	—	—	—	2,307	9,743	3,053	2,263	2,071
ALL OTHER ARTICLES OF MERCHANDISE "	—	—	—	—	—	9,348	9,425	9,241	8,811	15,898
GRAND TOTAL "	—	—	—	—	—	1,044,921	1,283,416	1,098,294	1,382,471	1,647,499

CHINA (EXCLUSIVE OF HONGKONG AND MACAO)—continued

EXPORTS THERETO

INDIAN MERCHANDISE

ARTICLES	QUANTITY					VALUE				
	1914-15	1915-16	1916-17	1917-18	1918-19	1914-15	1915-16	1916-17	1917-18	1918-19
APPAREL (INCLUDING DRAPERY, UNIFORMS, ACCOUTREMENTS, BUT EXCLUDING HOSIERY AND BOOTS AND SHOES) value	—	—	—	—	—	431	463	550	396	600
BUILDING AND ENGINEERING MATERIALS, OTHER THAN OF IRON, STEEL OR WOOD "	—	—	—	—	—	—	—	1,168	—	400
CANDLES OF ALL KINDS lb	2,815,066	307,349	981,429	4,87,257	738,296	52,788	5,587	17,469	9,136	18,843
COFFEE cwt	1	11	788	525	..	3	51	2,116	1,400	..
COIR MANUFACTURED (EXCLUDING ROPE) "	267	1,064	252	599	1,081	352	1,889	326	1,103	4,374
CORDAGE AND ROPE OF VEGETABLE FIBRE (including JUTE AND COTTON) "	510	382	150	300	503	567	407	136	355	645
DRUGS AND MEDICINES (EXCLUDING CHEMICALS AND NARCOTICS) value	—	—	—	—	—	170	36	388	1,677	56
DYEING AND TANNING SUBSTANCES										
Indigo cwt	49	15	620	226	187	667	337	18,729	8,136	7,197
Other sorts "	71	2,634	1,350	49	..	36	1,077	802	55	..
Total dyeing and tanning substances "	120	2,649	1,970	375	187	703	1,434	19,531	8,191	7,197
GRAIN, PULSE, AND FLOUR—										
Rice, not in the husk "	43,165	157,071	322,328	80,639	29,382	11,879	42,028	99,076	24,044	7,497
Other sorts "	121	163	219	461	186	69	91	122	229	136
Total Grain, Pulse, and Flour "	43,286	157,234	322,547	81,100	29,568	11,948	42,119	99,197	24,873	7,633
GUMS AND RESINS "	1,625	1,818
Hides and Skins, raw—										
Skins, raw "	24-3,163	792
JADE STONE cwt	31	9	1,335	1,000
LAC, SHELL "	720	1,374	394	439	560	2,216	4,201	1,568	3,848	5,040
LEATHER value	—	—	—	—	—	1,082	161	66	760	395
METALS AND ORES—										
Iron or steel—										
Pig tons	707	1,076	1,375	2,356	5,640	8,421
Others "	..	29	1	100	3	..	494	62	592	465
Total Metals and Ores "	707	1,105	1,376	100	3	2,356	6,134	8,488	592	465
Oils—										
Essential gals	562	1,714
PARAFFIN WAX cwt	30,074	29,590	28,420	12,000	19,800	45,613	40,600	40,297	18,200	33,110
PAPER AND PAPERBOARD value	—	—	—	—	—	123	246	4,476	1,036	..
PROVISIONS AND OILMAN'S STORES—										
Butter lb	170	125	27,448	19,936	272	10	6	1,497	1,151	23
Ghi "	69,583	80,599	100,710	120,869	69,526	2,784	3,253	4,326	6,430	4,152
Pickles, chutnies, and condiments cwt	677	820	482	429	1,343	1,456	1,837	1,297	2,398	4,367
Other sorts of provisions value	—	—	—	—	—	407	557	864	158	69
Total Provisions and Oilman's stores "	—	—	—	—	—	4,656	5,653	7,984	10,137	8,611
SEEDS cwt	97	27	144	36	813	80	44	100	71	719
SPICES—										
Pepper lb	212,268	231,556	4,032	346	763	3,853	5,011	120	12	23
Other sorts "	635	2,310	1,405	2,576	32	10	50	31	31	6
Total Spices "	212,903	233,866	5,437	2,922	795	3,863	5,061	151	43	29

No. 13—continued

CHINA (EXCLUSIVE OF HONGKONG AND MACÃO)—continued

EXPORTS THERETO—continued

INDIAN MERCHANDISE—continued

ARTICLES	QUANTITY					VALUE				
	1914-15	1915-16	1916-17	1917-18	1918-19	1914-15	1915-16	1916-17	1917-18	1918-19
TEA, BLACK lb	8,288,830	9,765,693	9,225,928	3,242,310	620,895	£ 261,194	£ 344,331	£ 303,685	£ 102,172	£ 16,175
TEXTILES— Cotton—										
Raw cwt	146,026	206,664	293,248	88,607	33,038	248,082	599,262	722,869	330,043	1213,697
Twist and yarn . . . lb	52,981,850	69,390,115	77,563,520	55,899,000	16,735,300	1,651,442	2,033,860	2,363,029	2,100,116	1,222,345
Manufactures— Piece goods—										
Grey (unbleached) . yards	36,240	206,220	280,400	11,952	..	326	2,166	1,720	203	..
White (bleached) . . "	680	900	2,100	480	254	11	10	39	23	10
Coloured, printed, or dyed "	33,932	99,283	19,461	63,578	..	544	1,100	302	1,084	..
Total Piece goods . . "	70,852	365,403	251,961	76,010	254	881	3,276	2,061	1,310	10
Other sorts of manufac- tures value	—	—	—	—	—	44	123	355	127	..
Total Cotton manufac- tures (including twist and yarn) . . "	—	—	—	—	—	1,652,367	2,037,259	2,365,445	2,107,603	1,222,355
Jute—										
Raw tons	29	..	480	467	..	9,552
Twist and yarn . . lb.	186,952	3,847
Manufactures— Gunny bags . . . no.	15,860,800	17,314,031	12,789,000	7,698,600	4,609,300	367,116	407,466	323,246	206,328	167,228
.. cloth . . . yards	2,703,500	5,317,000	6,223,440	4,119,000	5,705,100	27,095	67,767	81,576	58,099	134,376
Rope and twine . . cwt	523	748	497	376	181	661	796	750	628	563
Other kinds . . . value	—	—	—	—	—	..	46	2
Total Jute manufactures (including twist and yarn) "	—	—	—	—	—	394,872	476,075	405,571	265,055	306,016
Silk, raw lb	240	33,000	87	1,800
WAX OF ALL KIND, OTHER THAN PARAFFIN WAX (EX- CLUDING CANDLES) . . . cwt	3,597	23,030
WOOD AND TIMBER . . value	—	—	—	—	—	56	234	25	432	667
ARTICLES EXPORTED BY POST "	—	—	—	—	—	93	146	10,589	20,113	17,302
ALL OTHER ARTICLES OF MERCHANDISE . . . "	—	—	—	—	—	4,147	5,067	5,385	2,663	1,405
GRAND TOTAL . . . "	—	—	—	—	—	2,637,936	3,577,770	4,042,939	2,911,233	1,874,201

FOREIGN MERCHANDISE

ARTICLES	QUANTITY					VALUE				
	1914-15	1915-16	1916-17	1917-18	1918-19	1914-15	1915-16	1916-17	1917-18	1918-19
APPAREL (INCLUDING DRA- PERY, UNIFORMS, AND ACCOUTREMENTS, BUT EXCLUDING HOSIERY AND BOOTS AND SHOES) . . value	—	—	—	—	—	209	472	1,386	110	..
GLASS AND GLASSWARE . . "	—	—	—	—	—	213	1,246	..	30	67
GUMS AND RESINS—										
Olibanum or frankin- cense cwt	..	91	2,841	61	5,475
Other sorts "	..	41	476	1	54	696
TOTAL "	..	132	3,317	1	115	6,171
IVORY, UNMANUFACTURED . lb	16,437	3,557	6,926	6,262	1,431	2,368
METALS AND ORES— Iron or steel . . . tons	27	337	1,016	56	3,976	9,410
Others "	1	..	13	3	1	23	..	1,052	672	41
Total Metals and Ores . . "	28	337	1,029	3	1	79	3,976	10,462	672	41
OILS Mineral, Kerosene . . gals.	—	8,336	698
PAINTS AND COLOURS . . cwt	41	81	237	108	182	133	61	611	254	216
PAPER AND PASTEBOARD . value	—	—	—	—	—	..	3	..	800	..

FOREIGN MERCHANDISE—continued

ARTICLES	QUANTITY					VALUE				
	1914-15	1915-16	1916-17	1917-18	1918-19	1914-15	1915-16	1916-17	1917-18	1918-19
SPICES—						£	£	£	£	£
Cloves lb	..	18,116	71,241	4,459	12,068	..	450	1,887	107	370
Other sorts "	7,112	..	7	64
TOTAL "	..	18,116	78,353	4,459	12,075	..	450	1,951	107	370
STONE AND MARBLE cwt	..	192	149	1,084	1,227
TEXTILES—										
Cotton—										
Twist and yarn . . lbs	301,200	38,212
Manufactures—										
Piece goods—										
Grey, unbleached . . yards	2,021	120,000	115	3,400
White, bleached . . . "	3,170	5,790	9,213	2,467	689	61	152	241	57	44
Coloured, printed, or dyed "	4,678	16,068	8,570	12,374	7,291	112	373	271	650	245
Total piece goods . . yards	7,848	21,858	17,783	17,402	127,980	173	525	512	822	3,689
Other sorts of manufactures . . value	—	—	—	—	—	8	101	29	58	133
Total Cotton manufactures (including twist and yarn) . . "	—	—	—	—	—	181	626	541	880	42,034
Silk, raw lb	798	..	5,966	208	..	881
TOBACCO MANUFACTURED. . . "	212	..	8,642	..	153	40	..	4,453	..	55
WOOD AND MANUFACTURES OF WOOD value	—	—	—	—	—	2,195
ARTICLES RE-EXPORTED BY POST "	—	—	—	—	—	1	9	206	1,484	10,790
ALL OTHER ARTICLES OF MERCHANDISE "	—	—	—	—	—	1,209	1,748	2,443	3,216	1,198
GRAND TOTAL "	—	—	—	—	—	2,274	9,790	38,789	8,984	57,821
GRAND TOTAL OF INDIAN AND FOREIGN MERCHANDISE "	—	—	—	—	—	2,690,110	3,587,560	4,081,723	2,920,217	1,982,023

KOREA
IMPORTS THEREFROM
Nil
EXPORTS THERETO

INDIAN MERCHANDISE

ARTICLES	QUANTITY					VALUE				
	1914-15	1915-16	1916-17	1917-18	1918-19	1914-15	1915-16	1916-17	1917-18	1918-19
WOOD AND TIMBER value	—	—	—	—	—	742
ALL OTHER ARTICLES OF MERCHANDISE "	—	—	—	—	—	25	35	30	50	17
GRAND TOTAL "	—	—	—	—	—	25	35	772	50	17

FOREIGN MERCHANDISE

ARTICLES	QUANTITY					VALUE				
	1914-15	1915-16	1916-17	1917-18	1918-19	1914-15	1915-16	1916-17	1917-18	1918-19
TOTAL VALUE	—	—	—	—	—	2	..
GRAND TOTAL OF INDIAN AND FOREIGN MERCHANDISE value	—	—	—	—	—	25	35	772	52	17

No. 13—continued

JAPAN

IMPORTS THEREFROM

ARTICLES	QUANTITY					VALUE				
	1914-15	1915-16	1916-17	1917-18	1918-19	1914-15	1915-16	1916-17	1917-18	1918-19
APPAREL (excluding HOSIERY AND BOOTS AND SHOES)—						£	£	£	£	£
Apparel (including drapery, uniforms, accoutrements) . . . value	—	—	—	—	—	42,030	83,771	122,090	132,855	190,252
Hats, caps, bonnets and hatter's ware . . . "	—	—	—	—	—	450	2,046	12,009	9,830	14,633
Others . . . "	—	—	—	—	—	27	229	56	80	536
Total Apparel . . . "	—	—	—	—	—	43,107	86,046	135,080	142,865	211,421
ART, WORKS OF . . . "	—	—	—	—	—	1,320	215	1,737	382	193
BASKETS AND BASKETWARE . . . "	—	—	—	—	—	592	1,108	2,214	1,770	1,335
BELTING FOR MACHINERY . . . "	—	—	—	—	—	..	156	79	3,304	2,048
BOBBINS (a) . . . value	—	—	—	—	—	—	—	—	—	175,702
BOOTS AND SHOES . . . pairs	74,084	101,421	135,205	101,806	90,760	1,193	1,781	3,488	4,984	9,841
BRUSHES AND BROOMS . . . doz.	52,365	87,718	171,088	192,253	136,346	2,231	5,062	19,138	24,955	17,805
BUILDING AND ENGINEERING MATERIALS, other than OF IRON, STEEL, OR WOOD—										
Bricks . . . no.	50,120	707,488	516,271	2,054,695	1,987,805	581	10,039	6,400	41,554	47,621
Cement . . . cwt	94,232	638,944	343,345	153,069	243,734	11,924	88,592	70,173	89,258	113,030
Other kinds . . . value	—	—	—	—	—	8	310	325	943	936
Total Building, etc. . . "	—	—	—	—	—	12,513	98,981	76,898	61,755	161,587
BUTTONS OF ALL SORTS (b) . . . value	—	—	—	—	—	—	77,371	127,101	80,020	62,665
CARRIAGES AND CARTS (excluding RAILWAY CARRIAGES), AND PARTS THEREOF . . . "	—	—	—	—	—	1,016	1,786	2,917	4,449	2,007
CHEMICALS AND CHEMICAL PREPARATIONS—										
Acids . . . cwt	532	435	4,827	1,358	1,887	427	1,929	19,493	11,954	18,925
Alum (a) . . . "	—	—	—	—	2,767	—	—	—	—	7,793
Aluminous sulphates (including alum) (c) . . . "	..	6,552	64,040	24,017	14,791	..	2,874	36,194	17,390	9,030
Bleaching materials . . . "	844	10,923	52,933	61,840	47,301	577	10,567	63,476	104,017	85,097
Carbide of calcium . . . "	5	985	5,210	10,898	39,598	18	854	5,069	21,287	142,665
Copperas . . . "	..	19,771	62,831	5,572	56	..	8,834	24,181	2,631	50
Disinfectants . . . "	2	2,545	136	3,120	1,179	8	4,413	797	13,403	5,200
Potassium compounds . . . "	4	154	215	2,276	1,837	298	3,107	4,272	32,878	40,304
Soda compounds . . . "	200	602	7,833	13,168	285	52	206	10,567	27,768	3,149
Sulphur . . . "	28,023	85,025	32,742	190,607	96,171	6,752	22,484	35,641	106,639	67,718
Other sorts of chemicals . . . value	—	—	—	—	—	7,034	7,842	15,182	33,216	24,354
Total Chemicals and chemical preparations . . . "	—	—	—	—	—	15,166	63,210	215,772	371,078	404,307
CHINESE AND JAPANESE WARE (including LACQUERED WARE BUT excluding BATHENWARE AND PORCELAIN) . . . "	—	—	—	—	—	5,044	9,992	15,480	11,487	10,285
CLOCKS AND WATCHES AND PARTS THEREOF—										
Clocks and timepieces . . . no.	31,551	43,227	33,210	17,300	13,958	7,221	9,044	7,200	7,523	7,495
Parts of clocks and watches . . . value	—	—	—	—	—	291	1,336	2,390	2,096	2,042
COAL, COKE, AND PATENT FUEL . . . tons	41,042	7,363	870	78	4,203	45,820	6,121	522	181	15,006
CORAL . . . lb	..	100	..	706	3,164	..	8	..	100	1,584
CORDAGE AND ROPE OF VEGETABLE FIBRE (excluding JUTE AND COTTON) . . . cwt	5	25	197	579	4,888	15	123	1,030	2,846	31,521
CORK MANUFACTURES . . . value	18	14	11	14	760	120	78	56	216	1,791
CUTLERY . . . "	—	—	—	—	—	83	3,165	23,899	31,024	28,987
CYCLES (other than MOTOR CYCLES), AND PARTS THEREOF AND ACCESSORIES . . . "	—	—	—	—	—	9	2,009	10,957	21,651	34,535
DRUGS AND MEDICINES (excluding Chemicals and Narcotics)—										
Camphor . . . lb	1,322,913	1,704,069	1,502,962	1,349,639	423,001	108,904	139,276	162,741	220,762	88,888
Cassia lignea . . . cwt	815	392	70	379	428	1,071	589	98	470	945
Proprietary and patent medicines . . . value	—	—	—	—	—	3,355	3,531	5,556	11,934	16,373
Quinine sulphate or bi-sulphate (b) . . . lb	—	2,151	2,422	—	2,204	4,811
Other sorts of drugs and medicines . . . value	—	—	—	—	—	22,416	28,157	31,791	32,595	58,903
Total Drugs and Medicines . . . "	—	—	—	—	—	135,746	173,757	200,184	265,761	109,945

(a) Separately recorded from April 1918
(b) Separately recorded from April 1915
(c) Exclude Alum from April 1918

IMPORTS THEREFROM—continued

ARTICLES	QUANTITY					VALUE				
	1914-15	1915-16	1916-17	1917-18	1918-19	1914-15	1915-16	1916-17	1917-18	1918-19
DYEING AND TANNING SUBSTANCES value	—	—	—	—	—	£ 241	£ 1,154	£ 5,300	£ 19,392	£ 18,091
EARthenWARE AND PORCELAIN (excluding PIPES OF EARthenWARE) "	—	—	—	—	—	27,380	62,078	120,893	95,831	163,418
FIREWORKS "	—	—	—	—	—	..	509	1,802	9,117	6,464
FISH (excluding CANNED FISH)—Fish, dry, unsalted cwt	1,765	2,735	2,090	1,125	847	5,105	7,094	6,017	2,780	2,459
Other sorts "	2	3	36	28	9	2	3	14	20	12
Total Fish "	1,767	2,738	2,126	1,153	856	5,167	7,097	6,031	2,800	2,471
FRUITS AND VEGETABLES—										
Fresh fruits and vegetables value	—	—	—	—	—	1,240	1,807	868	109	32
Fruits and vegetables: dried, salted, or preserved not being canned or bottled cwt	304	840	422	260	119	536	1,513	1,196	693	578
Total Fruits and vegetables value	—	—	—	—	—	1,776	3,320	1,864	802	610
FURNITURE AND CABINETRY "	—	—	—	—	—	4,021	8,419	16,750	23,363	31,332
GLASS AND GLASSWARE—										
Bangles "	—	—	—	—	—	12,665	101,827	243,087	191,043	163,617
Beads and false pearls cwt	10,392	7,206	9,166	11,545	7,694	43,300	42,061	92,019	110,306	82,231
Bottles and phials gross	171,915	254,296	216,406	455,001	171,507	27,267	52,921	97,114	168,148	93,375
Funnels, globes, and glass parts of lamps value	—	—	—	—	—	23,448	102,670	59,690	111,772	64,445
Sheet and plate suppl. feet	33,344	2,279,514	1,535,004	3,378,451	3,377,868	378	24,372	21,521	46,885	50,430
Tableware value	—	—	—	—	—	8,136	36,036	37,747	59,362	50,445
Other glassware "	—	—	—	—	—	15,821	40,556	46,995	72,605	47,471
Total Glass and Glassware "	—	—	—	—	—	181,015	400,443	598,773	769,221	552,014
GRAIN, PULSE, AND FLOUR—										
Wheat flour cwt	26,549	4,499	7	8	5	15,048	2,891	5	4	5
Other sorts "	490	2,189	1,987	3,173	1,763	314	1,117	1,210	2,352	1,923
Total Grain, etc. "	27,039	6,688	1,994	3,181	1,768	15,362	4,008	1,215	2,356	1,928
GUMS AND RESINS "	109	1	467	17,532	2,563	129	7	601	25,806	4,207
HARDWARE, excluding CUTLERY AND ELECTROPLATED WARE—										
Agricultural implements value	—	—	—	—	—	237	720	6,281	1,062	19,512
Builders' hardware "	—	—	—	—	—	7	936	16,337	36,302	29,016
Domestic hardware "	—	—	—	—	—	2,041	6,730	9,789	7,405	11,868
Enamelled ironware "	—	—	—	—	—	1,703	47,763	116,847	100,419	64,501
Implements and tools "	—	—	—	—	—	9	107	774	4,158	68,631
Lamps, metal no.	510,191	346,413	277,801	186,251	72,970	4,143	9,143	14,317	10,283	6,253
" glass "	283,707	478,303	367,844	47,713	23,105	1,694	5,129	6,814	697	792
Parts of lamps, other than glass value	—	—	—	—	—	7,926	11,575	27,733	32,217	5,416
Other sorts "	—	—	—	—	—	15,392	34,802	134,593	262,554	412,640
Total Hardware, etc. "	—	—	—	—	—	33,152	116,005	332,490	454,997	617,529
Hops cwt	40	218	270	1,616
INSTRUMENTS, APPARATUS, AND APPLIANCES, AND PARTS THEREOF—										
Electrical "	—	—	—	—	—	925	10,308	62,261	280,668	277,864
Musical "	—	—	—	—	—	997	2,312	2,089	5,759	16,878
Optical "	—	—	—	—	—	1,895	3,693	11,978	11,912	10,038
Scientific and philosophical "	—	—	—	—	—	4	341	1,864	5,921	10,153
Surgical "	—	—	—	—	—	193	1,211	3,580	3,371	8,144
Other kinds "	—	—	—	—	—	21	80	775	1,087	406
Total Instruments, Apparatus, and Appliances, and parts thereof "	—	—	—	—	—	4,035	18,055	82,497	308,718	323,503
IVORY "	—	—	—	—	—	669	829	1,621	1,550	1,598
LEATHER "	—	—	—	—	—	1,615	6,132	21,914	17,077	22,237

No. 13—continued
JAPAN—continued
IMPORTS THEREFROM—continued

ARTICLES	QUANTITY					VALUE				
	1914-15	1915-16	1916-17	1917-18	1918-19	1914-15	1915-16	1916-17	1917-18	1918-19
LIQUORS (including Methylated and Perfumed Spirits)—						£	£	£	£	£
Alc, beer, and porter gals.	64,024	253,506	600,722	888,180	1,077,084	7,111	29,380	75,663	144,579	247,096
Other sorts "	409	675	365	1,922	2,014	309	885	471	1,314	2,326
Total Liquors "	64,433	254,080	600,987	890,002	1,079,698	7,410	29,715	76,134	145,893	249,422
Machinery and Millwork—										
Prime movers value	—	—	—	—	—	40	68	763	1,398	1,892
Textile machinery "	—	—	—	—	—	8,372	49,438	86,007	90,628	101,678
Other sorts of machinery "	—	—	—	—	—	1,913	2,235	8,076	41,023	60,026
Total Machinery and millwork "	—	—	—	—	—	10,325	51,741	94,846	133,033	164,196
MANURES tons	60	1,583	1,608	806	10	311	11,274	18,414	14,000	322
MATCHES—										
Safety gross of boxes	9,640,486	13,530,753	7,900,901	12,586,952	8,465,001	421,086	626,178	528,939	1,069,377	836,282
Other sorts "	837,734	1,747,265	1,300,303	8,048,890	2,278,518	38,522	78,656	75,029	276,576	203,989
Total Matches "	10,478,240	15,278,018	9,201,204	15,630,342	10,743,609	400,608	704,834	603,968	1,345,953	1,042,271
MATS AND MATTING, except GOIR AND RUBBER sq. yds.	225,316	357,908	377,678	339,074	276,015	4,321	6,748	8,661	9,080	8,772
METALS AND ORES—										
Aluminium cwt	15	109	81	56	8,578	130	1,770	1,584	1,605	106,837
Brass, Bronze, and similar amalgams "	621	12,141	28,690	48,769	80,518	2,382	55,016	156,140	317,227	506,522
Copper—										
Unwrought—										
Tiles, ingots, cakes, bricks, and slabs "	55,180	10,988	545	15,524	10,369	204,044	45,095	8,641	95,688	64,118
Other sorts "	—	295	1,175	80	121	—	1,519	8,016	740	980
Wrought—										
Braziers and sheets "	13,382	7,455	339	1,617	7,507	48,647	30,540	2,525	12,836	71,768
Wire, excluding wire of telegraph and telephone "	79	2,772	2,103	7,709	8,255	958	14,223	14,745	71,968	67,888
Other manufactures "	44	185	1,421	13,786	6,673	206	1,096	16,199	170,009	58,864
Total Copper "	68,685	21,695	5,583	38,666	32,925	253,255	93,378	45,926	351,291	263,613
IRON tons	—	11	24	11	205	—	257	363	181	10,667
IRON OR STEEL—										
Beams, pillars, girders and bridge work "	—	—	—	—	51	—	—	—	—	2,801
Bolts and nuts "	—	1	2	2	784	—	22	236	975	85,822
Hoops and strips "	—	—	236	111	340	—	—	6,190	6,435	16,832
Nails, rivets, and washers "	—	393	64	745	1,340	—	7,684	3,093	38,867	107,278
Pipes and fittings cast "	—	—	1	—	23	—	2	48	—	1,472
Rails, chairs, and fish plates (excluding those for railways) "	1,869	—	—	—	—	7,028	—	—	—	—
Screws "	—	—	—	—	90	3	70	—	45	16,547
Sheets and plates "	—	—	1,869	1,708	929	—	—	45,420	77,260	22,839
Tubes and fittings, wrought "	—	98	7	147	214	—	1,389	150	9,998	18,265
Wire rope (a) "	—	—	—	—	1,295	—	—	—	—	3,919
Wire "	—	20	19	1,082	1,416	—	329	746	69,138	76,887
Other manufactures "	5	3	209	107	134	8	378	2,205	24,618	11,620
Total Iron or Steel "	1,874	515	2,207	3,002	6,616	7,039	9,874	58,023	227,331	662,532
STEEL—										
Angle and spring "	—	—	—	—	2,834	—	—	—	—	185,599
Bars and channel "	—	—	151	29	5,563	—	—	3,914	1,000	206,208
Cast "	—	—	—	—	118	—	—	—	—	7,232
Total Steel "	—	—	151	29	8,510	—	—	3,914	1,000	489,039
Lead cwt	—	1,958	13	13,537	14,901	—	2,428	71	40,227	51,537
Quick silver lb	—	750	—	39,325	8,250	—	170	—	12,868	3,005
Tin cwt	159	238	147	247	790	575	2,056	912	1,542	5,430
Zinc or spelter "	16	143	9,037	59,208	60,093	68	630	32,508	172,119	196,584
Others "	5	32	322	4,140	9,851	19	1,480	3,807	18,529	30,089
Total Metals (excluding ores) tons	6,344	2,347	5,575	12,190	25,717	263,463	167,869	303,273	1,143,901	2,415,405
Motor cars and motor cycles and parts thereof value	—	—	—	—	—	—	364	1,800	120	442

(a) Separately recorded from April, 1918

No. 13—continued
JAPAN—continued

IMPORTS THEREFROM—continued

ARTICLES	QUANTITY					VALUE				
	1914-15	1915-16	1916-17	1917-18	1918-19	1914-15	1915-16	1916-17	1917-18	1918-19
OILS—						£	£	£	£	£
Animal . . . gals.	2,142	130	161	41	726	122	10	11	8	143
Essential . . . "	3,955	6,097	8,834	9,797	7,995	1,664	3,888	3,190	2,577	8,331
Others . . . "	5,879	2,384	5,513	1,898	5,043	609	424	1,226	164	415
Total Oils . . . "	11,976	8,611	14,208	11,736	13,764	2,395	4,272	4,427	2,749	8,889
OIL-CLOTH AND FLOOR CLOTH . . . sq. yds.	..	10,412	53,307	3,726	9,713	..	223	3,671	245	1,342
PACKING ENGINE AND BOILER OF ALL KINDS . . . value	—	—	—	—	—	3	..	688	994	14,704
PAINTS AND PAINTERS' MATERIALS—										
Paints and Colours—										
White and red lead . . . cwt	..	6,743	5,317	18,205	36,002	..	13,337	13,691	58,889	133,081
Other sorts . . . "	14	746	1,167	5,135	50,181	51	2,366	5,103	22,214	104,703
Total Paints and Colours . . . "	14	7,489	6,484	23,340	87,083	51	15,693	18,794	81,103	327,850
Painters' materials . . . value	—	—	—	—	—	4	359	2,449	1,162	1,580
Total Paints and Painters' materials . . . "	—	—	—	—	—	55	16,052	21,243	82,265	329,430
PAPER AND PASTHBOARD . . . "	17,044	28,322	103,206	392,312	464,987
PAPER MAKING MATERIALS . . . cwt	25	2	5,280	42,504	6,900	7	4	6,284	60,399	12,273
PERFUMERY . . . value	—	—	—	—	—	2,165	2,294	4,013	4,497	2,744
PITCH, TAR, AND DAMMER cwt	605	24,024	17,372	615	4,226	174	6,193	5,492	177	2,846
POLISHES . . . value	—	—	—	—	—	..	348	2,196	648	374
PROVISIONS AND OIL-MAN'S STORES . . . "	—	—	—	—	—	8,298	14,181	28,916	36,705	32,089
RAILWAY PLANT AND ROLLING STOCK—										
Carriages and wagons and parts thereof . . . "	354	4,125	25,079
Locomotive engines and tenders and parts thereof . . . "	1,287
Materials for construction . . . "	590	971	11,296	3	1,289
Total Railway—plant and rolling stock . . . "	590	971	11,650	4,128	27,655
RUBBER—										
Manufactures—										
Tyres for motor cars and motor cycles no.	1,276	17,860	9,672	22	166	5,982	47,757	37,448	76	811
Tubes for motor tyres . . . "	..	11,530	322	12	469	..	12,711	235	14	408
Other manufactures, (except apparel and boots and shoes) value	—	—	—	—	—	3,221	13,867	16,991	27,708	44,416
Total Rubber manufactures . . . "	—	—	—	—	—	9,203	74,335	54,674	27,708	45,637
SMOKER'S REQUISITES . . . "	—	—	—	—	—	3,145	7,400	14,663	27,543	14,859
SOAP . . . cwt	1,101	7,189	3,727	7,190	2,001	3,567	20,046	15,172	18,211	10,788
SPICES—										
Ginger . . . lb	2,072,009	3,267,921	1,722,820	2,286,342	331,655	17,166	28,124	21,034	29,518	4,908
Other sorts . . . "	163,917	382,742	136,542	165,432	56,353	1,843	4,106	1,875	2,024	1,440
Total Spices . . . "	2,235,926	3,650,663	1,859,362	2,451,774	388,008	19,009	32,230	22,909	31,542	6,348
STARCH AND FARINA . . . cwt	102	3,895	13,556	48,406	10,852	45	4,286	15,745	98,630	24,673
STATIONERY (excluding PAPER) . . . value	—	—	—	—	—	14,817	44,900	111,762	101,807	91,810
STICKS AND WHIPS . . . "	—	—	—	—	—	787	2,030	3,293	2,452	2,870
SUGAR—										
Sugar, 16 Dutch Standard and above . . . cwt	14,087	230,131	231,495	89,182	8,044	13,785	248,081	273,645	109,035	18,914
Molasses . . . "	..	14,643	..	6	2,102	..	1	..
Confectionery . . . "	42	2,335	1,769	1,736	3,198	164	6,570	5,123	6,455	16,734
Other kinds . . . "	2	100	4	318	354	904
TOTAL SUGAR . . . cwt	14,129	247,109	233,266	91,024	11,246	13,949	255,708	279,086	115,845	36,652

No. 13—continued

JAPAN—continued

IMPORTS THEREFROM—continued.

ARTICLES	QUANTITY					VALUE				
	1914-15	1915-16	1916-17	1917-18	1918-19	1914-15	1915-16	1916-17	1917-18	1918-19
TALLOW AND STEARINE . cwt	1	2	1,006	£ 1	£ 2	£ 3	£ 10	£ 4,825
TEA lb	1,788	2,616	6,900	5,604	51,484	92	125	275	238	2,878
TEA-CHESTS, ENTIRE OR IN SECTIONS g . value	—	—	—	—	—	20,689	45,326	66,622	227,840	308,052
TELEPHONES, MATERIALS FOR CONSTRUCTION AND ACCESSORIES "	—	—	—	—	—	1	8	16	213	1,191
TEXTILES—										
Cotton—										
Raw cwt	37	77	107	4	4,427	100	159	271	9	32,010
Waste "	746	659	435	255	540	965	915	804	430	1,268
Manufactures—										
Twist and yarn . lb	921,730	701,929	4,007,635	4,206,401	27,280,386	81,685	51,876	354,047	552,632	3,552,767
Blankets "	22,516	306,202	812,196	274,845	83,221	555	16,301	65,065	21,306	7,940
Canvas yards	..	36,720	100,126	88,634	80,539	..	336	3,144	6,956	9,430
Handkerchiefs and sawts in the piece no.	148,489	208,431	102,621	8,140	2,510	4,688	5,393	3,624	451	322
Hosiery value	—	—	—	—	—	443,618	376,041	849,682	610,681	400,617
Lace and patent net yards	..	240	33,250	74,410	144,981	..	14	320	3,560	6,482
Piece goods—										
Grey (unbleached). "	15,264,549	34,852,218	75,620,590	73,278,195	208,838,198	182,359	404,682	1,134,120	1,664,450	6,002,237
White (bleached) . "	68,094	900,959	2,558,371	2,601,847	10,483,894	946	12,745	48,090	62,458	360,047
Coloured, printed, or dyed "	709,422	3,848,781	21,036,803	18,676,305	20,806,046	8,782	43,305	438,864	443,861	781,593
Fents of all descrip- tions "	..	40	6,752	99,163	183,019	..	1	118	2,283	8,617
Total Piece goods . . "	16,042,064	39,101,998	100,122,516	94,655,510	238,261,157	192,087	460,738	1,621,192	2,179,052	7,097,493
Thread, sewing . . lb	1,080	22,055	103,491	148,265	240,052	101	1,710	8,501	15,098	85,322
Towels in the piece yards	52,172	384
Other sorts of ma- nufactures value	—	—	—	—	—	12,782	45,357	136,146	59,272	93,845
Total Cotton manufac- tures (including Twist and yarn) "	—	—	—	—	—	736,396	958,272	3,042,100	3,448,956	11,294,246
Flax manufactures . . "	—	—	—	—	—	214	1,724	24,171	28,242	99,894
Haberdashery and mill- inery "	—	—	—	—	—	72,771	78,255	172,537	107,127	124,388
Hemp manufactures . . "	—	—	—	—	—	3	..	2,926	251	8,723
Jute manufactures . . "	—	—	—	—	—	103	1,514	24,856	68,311	51,307
Silk—										
Raw lb	172,368	23,734	47,690	54,419	109,505	58,396	6,189	17,561	25,443	52,503
Waste "	130,200	30,267	42	62,573	50,265	10,945	2,233	6	7,380	7,522
Silk yarn, noils, and warps "	503,632	573,725	460,670	523,770	477,989	168,763	182,397	160,641	208,603	250,001
Manufactures—										
Goods of silk mixed with other materials yards	5,014	37,235	77,874	90,112	95,733	280	1,876	4,795	7,061	8,927
Piece goods "	10,745,108	17,127,247	12,080,850	12,413,640	10,393,311	452,454	707,677	782,053	833,903	1,064,006
Other sorts lb	3,782	12,803	14,529	11,004	29,680	4,173	8,689	9,928	13,852	35,268
Total Silk manufactures (in- cluding Silk yarn, etc.) . value	—	—	—	—	—	625,670	990,639	957,417	1,063,419	1,360,192
WOOLLEN MANUFACTURES—										
Yarn and knitting wool lb	924	108,054	209,771	127,251	167,054	115	23,136	70,013	25,628	82,437
Hosiery "	8,054	17,557	30,272	24,235	112,363	478	5,328	5,208	6,936	37,218
Piece goods yards	1,031	92,480	744,107	624,596	902,908	48	4,131	50,065	53,098	102,209
Other sorts value	—	—	—	—	—	—	—	—	—	—
Total wool manufactures . "	—	—	—	—	—	683	32,984	164,903	91,342	222,291
ARTIFICIAL SILK YARN (a) . lb	—	—	—	—	19,972	—	—	—	—	9,354
Tobacco lb	318	15	332	255,959	66,443	55	4	59	5,378	11,574
TOILET REQUISITES (NOT SPECIFIED ELSEWHERE) value	—	—	—	—	—	12,078	21,958	30,548	44,122	68,275
TOYS AND REQUISITES FOR GAMES AND SPORTS . "	—	—	—	—	—	20,387	77,601	111,989	79,853	105,125

(a) Separately recorded from April 1918

IMPORTS THEREFROM—concluded

ARTICLES	QUANTITY					VALUE				
	1914-15	1915-16	1916-17	1917-18	1918-19	1914-15	1915-16	1916-17	1917-18	1918-19
UMBRELLAS AND UMBRELLA FITTINGS—						£	£	£	£	£
Umbrellas complete, including parasols, etc. no.	5,346	12,519	33,502	32,923	56,556	281	959	2,084	3,064	8,402
Umbrella fittings value	—	—	—	—	—	26,029	22,342	53,416	49,841	40,739
Total Umbrellas and umbrella fittings "	—	—	—	—	—	26,310	23,301	56,100	53,505	49,191
WAX OF ALL KINDS, other than PARAFFIN WAX (excluding CANDLES) cwt	1,099	2,289	5,200	2,578	3,262	3,802	5,466	14,516	7,222	10,961
WOOD AND TIMBER—										
Timber, other than railway sleepers cub. tons	6,627	6,976	22,475	13,180	6,154	12,679	30,006	171,205	125,543	71,865
Wood value	—	—	—	—	—	—	691	490	1,158	23
Wood manufactures "	—	—	—	—	—	8,292	17,815	22,564	61,104	117,249
ARTICLES IMPORTED BY POST "	—	—	—	—	—	15,366	25,340	46,785	83,379	172,146
ALL OTHER ARTICLES OF MERCHANDISE "	—	—	—	—	—	3,495	10,919	21,651	45,138	60,017
GRAND TOTAL "	—	—	—	—	—	2,966,423	4,097,786	8,888,794	12,175,336	22,348,506

EXPORTS THERETO

INDIAN MERCHANDISE

ARTICLES	QUANTITY					VALUE				
	1914-15	1915-16	1916-17	1917-18	1918-19	1914-15	1915-16	1916-17	1917-18	1918-19
BOOKS PRINTED, AND PRINTED MATTER (not being stationery) including maps and charts cwt	30	60	3	9	13	163	2,237	32	55	229
BRISTLES "	—	—	—	—	22	—	—	—	—	968
CANDLES OF ALL KINDS lb	—	—	37,000	—	—	—	—	520	—	—
CHEMICALS AND CHEMICAL PREPARATIONS (EXCLUDING CHEMICAL MANURES AND MEDICINES)—										
Potassium compounds—										
Saltpetre cwt	4,319	7,682	32,054	20,005	—	4,623	8,801	47,127	24,365	—
Other sorts of chemicals value	—	—	—	—	—	—	710	—	—	—
COIR, MANUFACTURED (EXCLUDING ROPE) cwt	580	274	764	2,324	13,579	540	406	659	1,978	11,254
CORDAGE AND ROPE OF VEGETABLE FIBRE excluding JUTE AND COTTON "	150	105	—	—	743	140	98	—	—	1,730
DRUGS AND MEDICINES (EXCLUDING CHEMICALS AND NARCOTICS) value	—	—	—	—	—	986	466	5,002	5,298	10,990
DYEING AND TANNING SUBSTANCES—										
Cutch and Gambier cwt	2	1,739	2,900	6,764	4,352	2	1,401	3,144	6,547	6,945
Indigo "	201	1,433	471	2,611	14,338	5,159	42,737	16,805	57,941	328,595
Myrobalans "	9,185	23,676	49,015	4,272	40,729	2,305	4,310	14,192	2,227	12,330
Safflower "	55	175	348	116	250	192	240	689	528	625
Turmeric "	189	799	481	—	—	69	607	426	—	—
Other sorts "	—	277	74	—	26	—	74	115	—	42
Total Dyeing and Tanning substances "	9,632	28,006	52,289	13,983	59,695	5,727	49,378	35,371	67,243	347,527
FIBRE FOR BRUSHES AND BROOMS "	1,838	2,240	4,041	3,591	4,847	2,187	2,543	5,784	5,335	6,043
FODDER, BRAN, AND POLLARDS (EXCLUDING OIL-CAKE) value	—	—	—	—	—	24	—	—	1,333	—
FRUITS AND VEGETABLES "	—	—	—	—	—	23	3	17	1,008	3
GRAIN, PULSE, AND FLOUR—										
Pulse cwt	144,372	13,915	100,078	182,054	40	38,341	5,865	45,617	112,975	44
Rice, not in the husk "	162,085	31,088	2,233	846,382	4,117,439	61,394	20,225	1,774	227,411	1,270,281
Other sorts "	233	15	89	37	1,026	97	11	23	25	533
Total Grain, Pulse, and Flour "	306,690	45,018	102,397	1,028,473	4,118,513	97,832	26,101	47,614	340,411	1,270,811

No. 13—continued

JAPAN—continued

EXPORTS THERETO—continued

INDIAN MERCHANDISE—continued

ARTICLES	QUANTITY					VALUE				
	1914-15	1915-16	1916-17	1917-18	1918-19	1914-15	1915-16	1916-17	1917-18	1918-19
GUMS AND RESINS—										
Arabic cwt.	572	1,745	1,558	..	507	£ 749	£ 3,312	£ 3,438	..	£ 1,734
Olibanum or frankincense	100	157	467	602	..
Other sorts "	247	..	45	390	..	90
Total Gums and Resins ..	572	1,745	1,905	157	552	749	3,312	4,301	602	-1,824
Hardware and outlery excluding platedware, value	218	10	10	1,115	..
HIDES AND SKINS, RAW—										
Hides, raw—										
Buffalo hides { cwt	14	81	32	295	..	42	337	100	671
{ =no.	=45	=198	=150	=1,906					
Cow hides { cwt 45	..	9	2,310	17	323	188	49	12,651	100	1,595
{ =no. =440	..	=65	=12,762	=400	=10,076					
Other hides { cwt	12	45	56	33	203	180
{ =no.	=500	=2,241	=1,800					
Total hides, raw { cwt 45	23	2,403	94	674	188	91	13,021	403	2,449	
{ =no. =440	=110	=13,450	=2,791	=13,782						
Skins, raw—										
Goat skins { cwt	14	206	2,007	1,981	..	117	5,260	25,172	21,068
{ =no.	=1,500	=26,705	=106,436	=199,380					
Sheep skins { cwt 18	..	18	694	2,484	15,102	213	206	4,798	9,640	85,193
{ =no. =4,451	..	=5,060	=35,208	=150,295	=1,140,020					
Other skins { cwt	3	..	8	60	..	60
{ =no.	=60	..	=1,225					
Total skins, raw { cwt 18	32	993	5,481	17,091	213	393	10,118	34,812	107,221	
{ =no. =4,451	=6,560	=61,973	=346,731	=1,340,625						
Total Hides and Skins, raw { cwt 63	55	3,396	5,575	17,765	401	474	23,139	25,215	109,670	
{ =no. =4,891	=6,670	=75,423	=349,522	=1,354,407						
Cuttings of Hides and Skins cwt	627	1,051	1,180	3,102	7,844	321	924	1,075	1,119	2,580
HORN TIPS AND PIECES OF HORNS AND HORNMEAL ..	82	5	146	1,511	1,070	37	10	125	665	930
IVORY, UNMANUFACTURED. lb	..	1,455	672	256	968	..	491	93	90	667
LAO—										
Shell cwt	4,233	18,566	4,929	13,408	18,162	14,368	60,449	19,251	117,655	180,062
Other kinds "	22	47	20	3	11	100	151	141	27	85
Total Lao ..	4,255	18,613	4,949	13,409	18,173	14,468	60,600	19,392	117,682	180,147
LEATHER—										
Skins, tanned or dressed—										
Goat skins { cwt 168	..	37	109	50	17	2,479	602	2,061	1,120	496
{ =no. =35,980	..	=5,080	=14,521	=7,500	=2,824					
Sheep skins { cwt 3,424	..	5,893	6,428	964	2,927	105,940	76,041	112,674	20,550	71,228
{ =no. =1,722,343	..	=1,290,595	=1,297,250	=204,250	=563,652					
Other skins { cwt	16	483	1
{ =no.	=5,055	=2					
Total Skins, tanned or dressed { cwt 8,612	5,840	6,537	1,030	2,944	108,419	76,500	114,735	22,153	71,725	
{ =no. =1,758,823	=1,295,615	=1,311,771	=216,805	=566,479						
MANURES—										
Bones tons	6,787	3,400	5,450	5,485	3,635	33,219	14,367	27,687	24,046	17,022
Fish manures and guano ..	6	..	1	20	484	176	..	7	267	4,425
Sulphate of Ammonia(a)	150	70	2,750	1,050	..
Other kinds "	80	231	205	79	1,184	741	1,983	1,818	1,306	5,657
Total Manures ..	6,833	3,631	5,806	5,654	5,303	34,135	16,350	32,262	26,669	27,104

(a) Separately recorded from April, 1916 .

INDIAN MERCHANDISE—continued

ARTICLES	QUANTITY					VALUE				
	1914-15	1915-16	1916-17	1917-18	1918-19	1914-15	1915-16	1916-17	1917-18	1918-19
METALS AND ORES—										
Chromite tons	10	..	96	555	100	15	..	195	2,849	448
Copper cwt	3,941	16,780
Ferro manganese (a) tons	2,376	59,484
Iron or Steel—										
Pig "	29,859	38,876	69,031	39,307	9,507	106,807	139,271	225,900	148,520	69,715
Other sorts "	70	199	9,478	2,200	250	444	1,337	23,526	4,940	250
Total Iron or steel "	29,929	38,875	78,509	41,507	9,757	107,341	139,608	252,426	153,460	69,965
Lead—										
Pig cwt	..	4,023	200	200	43,999	..	6,200	302	340	66,768
Manganese ore tons	9,157	3,346	17,480	17,557	14,096	12,334	4,461	42,468	32,231	27,336
Zinc or Spelter cwt	..	132	59,939	40	220	14,918	10	..
Others tons	..	1	10	16	395	16	46	1,363	1,416	570
Total Metals and Ores "	39,086	42,430	99,299	59,046	20,914	110,691	150,535	323,452	190,306	225,066
MICA										
MICA cwt	30	188	1,208	401	793	6,833
OILS—										
Essential—										
Sandalwood oil (a) gals.	4,231	61,987
Lemon grass oil "	14	..	1,102	11	..	1,120
Other sorts "	245	421	333	149	8,201	500
Total essential oil "	259	421	5,666	160	8,201	63,607
Vegetable, non-essential—										
Castor "	2,427	9,229	29,930	..	1,000	193	907	3,022	..	163
Other sorts "	9,113	3	367	1,034	1	187
Other kinds "	19	3
Total Oils "	2,446	9,229	39,302	424	7,033	196	907	4,216	8,202	63,877
OILCAKES—										
Groundnut cake cwt	400	2,470	133	659
Linseed, rape, and sesamum cake (b) "	315,915	209,788	382,604	148,451	..	63,108	35,805	64,409	24,547	..
Rape and sesamum cake (a) "	5,000	1,759
TOTAL OILCAKES "	316,315	209,788	382,604	148,451	7,470	63,341	35,805	64,409	24,547	2,418
OPPIUM										
OPPIUM { chests	900	1,080	963	971	1,936	100,659	120,550	168,871	195,957	422,057
OPPIUM { =cwt	=1,318	=1,583	=1,412	=1,425	=2,830					
PARAFFIN WAX cwt	57,566	63,060	103,530	110,037	39,930	37,310	95,578	158,442	170,740	59,044
PROVISIONS AND OILMAN'S STORES—										
Pickles, chutnies, and condiments "	131	216	187	100	308	385	550	463	312	1,011
Other sorts of provisions value "	388	207	611	707	1,684
Total Provisions and Oilman's Stores "	673	847	1,074	1,019	2,695

(a) Separately recorded from April 1918
 (b) Subdivided into "Linseed cake" and "Rape and Sesamum Cake" from April 1918

No. 13—continued

JAPAN—continued

EXPORTS THERETO—continued

INDIAN MERCHANDISE—concluded

ARTICLES	QUANTITY					VALUE				
	1914-15	1915-16	1916-17	1917-18	1918-19	1914-15	1915-16	1916-17	1917-18	1918-19
SEEDS—						£	£	£	£	£
Castor cwt	23,771	12,974	..
Cotton "	4	60	..	2	2,416	1	13	..	2	849
Groundnuts "	87	91,116	38,506	26	47,716	22,199
Linseed "	18,001	10,341
Rape "	210	3,201	92,596	384,222	108,710	69	1,787	46,986	198,365	123,390
Sesamum (oil or jinji) "	9,068	20	6,701	20
Other sorts "	398	833	799	473	326	246	414	579	406	1,074
TOTAL SEEDS "	699	4,094	93,395	508,652	257,469	341	2,201	47,565	266,062	157,024
SPICES—										
Cardamoms lb	1,176	993	916	3,041	11,072	128	28	68	196	864
Other sorts "	3,920	592	78	286	140	40	15	3	6	5
Total Spices "	5,096	925	994	3,307	11,218	168	43	71	202	869
TEA, BLACK "	1,100	15,289	6,460	13,789	110,130	44	511	221	465	4,034
TEXTILES—										
Cotton—										
Raw cwt	4,454,981	5,917,663	6,153,531	5,187,705	2,797,491	6,537,673	11,852,817	17,321,962	20,512,413	15,582,638
Kapok "	6	..	44	326	..	27	..	74	1,209	..
Twist and yarn . . lb	10	42,853	114,430	1	2,779	18,759
Manufactures—										
Piece goods—										
Grey unbleached . yards	40	30	46,800	1	1	1,333
Other sorts of manufac- tures "	—	—	—	—	—	171	40	30	123	1,174
Total Cotton manufac- tures (including twist and yarn) value	—	—	—	—	—	173	41	3	2,907	21,266
Hemp, raw cwt	..	64	55	110	1,039	..	77	56	153	972
Jute—										
Raw tons	3,218	4,635	4,207	7,743	6,672	56,159	71,659	79,344	109,757	112,741
Twist and yarn . . lb	4,367	459,460	2,297,410	2,670,935	1,834,474	59	7,393	38,205	43,369	41,854
Manufactures—										
Gunny bags . . . no.	9,335,900	7,077,300	7,775,210	13,375,600	16,686,100	191,090	162,523	185,168	499,900	605,952
cloth yards	382,000	245,000	470,000	2,386,000	1,945,000	4,407	2,677	4,803	39,004	43,579
Rope and twine . . cwt	689	1,950	..	1,382	..	984	2,821	1	2,077	..
Other kinds "	..	733	9	..	1,267	6
Total jute manufactures (including twist and yarn) value	—	—	—	—	—	196,540	176,626	223,177	584,410	691,390
Wool, raw lb	23,396	25,350	2,400	1,530	1,748	167
TOBACCO "	10	113,138	2,060
WAX OF ALL KINDS . . . cwt	90	123	65	649	793	385
WOOD AND TIMBER—										
Timber, other than railway sleepers—										
Teakwood . . . cubic tons	221	780	—	1,766	7,913
Wood, ornamental . value	—	—	—	—	—	80	68	1,981	3,271	544
ARTICLES EXPORTED BY PORT "	—	—	—	—	—	1,254	1,777	14,215	6,025	22,994
ALL OTHER ARTICLES OF MERCHANDISE "	—	—	—	—	—	513	1,998	1,673	1,776	2,830
GRAND TOTAL "	—	—	—	—	—	10,435,608	12,271,055	13,755,812	22,732,910	19,427,125

FOREIGN MERCHANDISE

ARTICLES	QUANTITY					VALUE				
	1914-15	1915-16	1916-17	1917-18	1918-19	1914-15	1915-16	1916-17	1917-18	1918-19
APPAREL (INCLUDING DRAPERY, UNIFORMS, AND ACCOUTREMENTS, BUT EXCLUDING HOSIERY AND BOOTS AND SHOES) value	—	—	—	—	—	\$ 325	\$ 531	\$ 848	\$ 814	\$ 889
CHEMICALS AND CHEMICAL PREPARATIONS, ETC. ..	—	—	—	—	—	..	551	1,939	725	5,853
DRUGS AND MEDICINES (INCLUDING CHEMICALS AND NARCOTICS)—Camphor .. lb	1,000	..	10,000	..	381,000	83	..	920	..	76,930
Other sorts of drugs and medicines .. value	—	—	—	—	—	393	3,102	410	308	1,164
TOTAL DRUGS AND MEDICINES ..	—	—	—	—	—	\$ 476	\$ 3,102	\$ 1,336	\$ 308	\$ 78,094
DYEING AND TANNING SUBSTANCES .. cwt	130	121	..	96	122	541	681	..	544	783
GUMS AND RESINS—Arabic ..	207	3,086	3,431	107	702	339	6,326	6,313	450	2,457
Other sorts ..	36	23	627	407	56	57	37	2,635	1,321	1,111
Total Gums and Resins ..	243	3,109	4,058	514	758	396	6,363	8,948	1,771	3,568
HARDWARE (EXCLUDING OUTLETT AND ELECTRO-PLATED WARE) .. value	—	—	—	—	—	86	1,562	555	313	902
INSTRUMENTS, APPARATUS AND APPLIANCES ..	—	—	—	—	—	60	80	648	477	673
IVORY, UNMANUFACTURED .. lb	9,821	22,364	53,945	23,273	71,168	1,743	7,665	18,457	8,894	34,160
METALS AND ORES—Copper .. cwt	..	3	600	1	9	3,377
Iron or Steel .. tons	..	10	3,883	29	633	1	190	26,401	235	864
Others	16	4	30	401	544	112	..
TOTAL	26	3,917	59	533	2	600	23,322	347	864
PAPER AND PASTEBOARD .. value	—	—	—	—	—	4	..	193	507	658
PROVISIONS AND OILMAN'S STORES .. cwt	2	97	1,273	2,693	2	7	627	5,356	1,038	16
RUBBER, MANUFACTURED .. value	—	—	—	—	—	719	243	..
SPICES—Cloves .. lb	31,820	62,377	99,938	25,711	138,754	920	1,745	1,739	660	3,957
STATIONERY (excluding PAPER) .. value	—	—	—	—	—	35	51	267	737	..
TEXTILES—Cotton—Raw .. cwt	976	1,449	3,310	5,790	..
Twist and Yarn .. lb	333,800	36,092
Manufactures—Piece goods—Grey (unbleached) .. yards	114	158	30	519,600	785,614	2	2	..	7,882	18,065
White (bleached)	2,400	10,960	219,270	121	315	3,994
Coloured, printed or dyed ..	1,039	7,240	800	69,094	119,450	22	89	13	2,234	775
TOTAL PIECE GOODS ..	1,153	7,398	3,230	689,654	1,024,334	24	91	134	10,431	28,734
Other sorts of manufactures .. value	—	—	—	—	—	63	356	630	76	633
Total cotton manufactures (including twist and yarn) .. value	87	447	764	10,507	65,404
Woolen manufactures .. value	—	—	—	—	—	..	88	389	3,583	3,374
ARTICLES RE-EXPORTED BY POST ..	—	—	—	—	—	1,184	4,575	240	1,025	27,313
ALL OTHER ARTICLES OF MERCHANDISE ..	—	—	—	—	—	1,505	1,918	4,917	2,794	3,941
GRAND TOTAL ..	—	—	—	—	—	7,365	30,526	79,447	41,083	230,510
GRAND TOTAL OF INDIAN AND FOREIGN MERCHANDISE ..	—	—	—	—	—	10,442,971	12,301,581	18,885,259	22,773,993	19,657,645

OTHER COUNTRIES IN ASIA

ARTICLES	IMPORTS					EXPORTS, INCLUDING RE-EXPORTS				
	1914-15	1915-16	1916-17	1917-18	1918-19	1914-15	1915-16	1916-17	1917-18	1918-19
TOTAL VALUE ..	\$..	\$ 1	\$ 121	\$..	\$..	\$ 450	\$..	\$..	\$..	\$..

* Value Rs=10s. 8d

No. 13—continued

EGYPT

IMPORTS THEREFROM

ARTICLES	QUANTITY					VALUE				
	1914-15	1915-16	1916-17	1917-18	1918-19	1914-15	1915-16	1916-17	1917-18	1918-19
						£	£	£	£	£
APPAREL (excluding HOSIERY AND BOOTS AND SHOES) value	—	—	—	—	—	575	217	2,389	1,568	307
ARMS, AMMUNITION AND MILITARY STORES	—	—	—	—	—	132	612	174	1,688	2,074
BOOKS, PRINTED, AND PRINTED MATTER (not being STATIONERY), including MAPS AND CHARTS . . . cwt	113	102	257	176	26	805	709	1,679	1,760	370
FRUITS AND VEGETABLES value	—	—	—	—	—	362	4,266	1,495	..	1,608
HARDWARE, excluding CUTLERY AND ELECTROPLATED WARE	—	—	—	—	—	71	121	839	1,482	262
HORNS, TIPS, AND PIECES OF HORN, AND HORNMEAL cwt	13	99	72	6	..	594	3,534	5,658	700	..]
IVORY—										
Unmanufactured lb	..	614	13,859	7,175	605	..	270	6,587	3,186	262
JEWELLERY (excluding IMITATION JEWELLERY, AND PRECIOUS STONES AND PEARLS UNSET), ALSO PLATE OF GOLD AND SILVER . value	—	—	—	—	—	2,611	211	..	5	5
MANURES tons	65	180	294	..	2	189	847	1,768	..	33
METALS (excluding ORES)	8	24	20	33	32	72	551	229	450	5,882
OILS—										
Mineral—										
Petroleum, dangerous flashing below 76°F., (Benzine, Benzol, Petrol and other motor spirits) gals.	124,816	10,661	..
PROVISIONS AND OILMAN'S STORES value	—	—	—	—	—	190	51	476	1,130	152
SALT tons	74,634	145,271	118,630	121,058	210,572	102,554	320,121	332,348	403,167	785,194
SEEDS cwt	2,325	1,706	61	15	25	4,291	6,227	101	38	17
SHELLS AND COWRIES—										
Shells (chanks, sankhll, large ornamental shells, cowries, mother-of-pearl shells, and oyster shells)	833	1,214	1,696	1,807
SUGAR—										
Sugar, 16 Dutch Standard and above	49,907	64,320	4,598	26,319	17,087	49,370	66,927	9,314	79,016	67,819
TEXTILES—										
Cotton—										
Raw	4,128	4,158	1,433	718	..	17,186	14,028	8,155	1,928	..
Waste	381	162
Manufacture—										
Piece goods—										
Coloured, printed or dyed yards	1,094	..	10	32,176	..	34	..	1	2,661	..
TOBACCO—										
Unmanufactured lb	15,066	14,648	17,793	12,717	1,026	1,627	1,647	1,715	1,746	70
Manufactured—										
Cigarettes	62,377	44,446	38,466	26,306	30,719	30,353	23,679	24,712	16,416	18,051
ARTICLES IMPORTED BY POST value	—	—	—	—	—	32,557	25,312	21,214	71,310	204,889
ALL OTHER ARTICLES OF MERCHANDISE	—	—	—	—	—	3,702	2,937	5,438	2,679	3,646
GRAND TOTAL	—	—	—	—	—	247,225	474,145	426,599	691,598	1,020,641

No. 13—continued
EGYPT—continued
EXPORTS THERETO

INDIAN MERCHANDISE

ARTICLES	QUANTITY					VALUE				
	1914-15	1915-16	1916-17	1917-18	1918-19	1914-15	1915-16	1916-17	1917-18	1918-19
APPAREL (including DRAPERY, UNIFORMS, AND ACCOUTREMENTS, BUT excluding HOSIERY AND BOOTS AND SHOES). value	—	—	—	—	—	1,504	2,419	3,177	1,045	2,800
BOOTS AND SHOES . pairs	11,390	168	100	1,085	362	3,081	12	8	00	134
CANDLES OF ALL KINDS . lb	20,000	81,410	470,728	3,348,326	2,522,081	375	1,526	8,827	61,778	48,800
COAL, COKE, AND PATENT FUEL . tons	..	7,330	9,250	4,231	4,982
COFFEE cwt	1,412	9,897	4,634	32,211
COIR, MANUFACTURED (excluding ROPE) . "	102	628	1,046	..	123	273	220	970	..	210
CORDAGE AND ROPE OF VEGETABLE FIBRE (EXCLUDING JUTE AND COTTON) . "	72	204	320	1,656	013	62	204	060	4,622	2,409
DRUGS AND MEDICINES (excluding CHEMICALS AND NARCOTICS) . value	—	—	—	—	—	783	508	557	2,364	5,371
DYEING AND TANNING SUBSTANCES—										
Indigo cwt	309	2,557	6,307	5,401	4,276	5,785	76,101	228,912	176,185	117,575
Turmeric "	930	662	494	1,985	133	620	624	553	2,869	216
Other sorts "	307	100	283	..	820	330	31	112	..	348
Total Dyeing and Tanning substances . . "	1,726	3,319	7,084	7,386	5,228	6,735	76,756	229,577	179,054	118,139
FRUITS AND VEGETABLES—										
Fruits and vegetables : dried, salted, or preserved, all sorts . . "	8,702	6,892	15,808	6,777	3,734	4,032	3,636	7,620	4,928	2,858
FURNITURE AND CABINETWARE value	—	—	—	—	—	129	577	713	138	1,010
GRAIN, PULSE, AND FLOUR—										
Barley cwt	4,037	211	382,499	6,496,212	4,133,812	1,145	94	135,021	2,433,114	1,084,173
Beans (a) "	—	—	—	—	64,306	—	—	—	—	49,462
Gram "	41,456	1,821	462,569	6,286,193	5,151,618	10,042	740	167,485	2,222,240	2,026,142
Jawar and Bajra "	360,270	1,873	3,523	101	..	130,758	5,162	1,322	52	..
Lentils (a) "	—	—	—	—	23,690	—	—	—	—	8,700
Maize "	..	75	457,656	1,433,333	102,211	..	20	151,663	489,451	73,414
Pulse b) "	6,101	9,321	6,106	111,222	56,796	2,667	5,157	3,342	53,821	21,249
Rice, not in the husk . . "	846,206	719,112	66,004	39,399	5,966	297,741	266,574	26,703	19,499	10,100
Wheat "	76,395	57	231,598	18,416,678	8,165,417	30,542	35	102,014	7,962,036	3,797,488
.. flour "	281,565	339,627	360,680	430,190	9,799	159,581	228,504	247,813	324,639	7,034
Other sorts "	12	15	2	12	6	2	8	1	6	8
Total Grain, Pulse, and Flour . . "	1,616,042	1,083,112	1,969,836	33,213,390	17,803,630	642,028	500,300	826,264	13,505,458	7,678,764
HIDES AND SKINS, RAW—										
Hides, raw cwt	..	908	1,697	661	160	..	4,440	4,033	1,894	760
.. =no.	..	=10,063	=3,738	=10,210	=480
LAC, SHELL cwt	82	376	38	353	111	269	1,025	266	2,950	778
LEATHER—										
Hides, tanned or dressed cwt	161	1,050
.. =no.	=500
METALS AND ORBS—										
Lead, pig cwt	8,700	6,740
Other sorts of metals . . tons	50	6	251	25	4	225	587	11,594	5,578	4,486
TOTAL METALS AND ORBS . . "	50	6	251	25	189	225	587	11,594	5,578	11,226
OILS—										
Essential gals.	1,328	6,640	7,366	12,788	4,261	1,396	11,578	12,834	23,051	9,600
Dangerous petroleum flashing below 76°F— (Benzine, Benzol, petrol, and other motor spirit) (c) "	2,143,354	13,396	..
Benzine (a) "	4,673,520	29,241
Other kinds "	..	812,711	..	240	1,880,289	..	4,008	..	18	9,412
Total Mineral "	..	812,711	..	2,143,594	6,558,809	..	4,008	..	13,414	38,653
Vegetable, non-essential—										
Castor "	721	820	1,987	82,368	402	97	95	231	11,139	112
Coconut "	..	340	250	650,330	157,620	..	53	40	78,237	20,414
Grounut "	..	227	188	77	15,548	..	31	23	9	2,591
Linseed "	22,154	84,408	4,272	23,794
Other sorts "	1,845	2,516	900	10,848	227	288	409	126	61	53
TOTAL OILS "	3,894	823,264	10,666	2,312,167	6,311,284	2,281	16,174	13,254	139,813	101,217
PARAFFIN WAX cwt	3,100	34,579	46,777	75,567	772	4,702	52,444	70,945	117,855	1,172
PRECIOUS STONES AND PEARLS, UNSET value	—	—	—	—	—	240	100	87	1,522	1,737

(a) Separately recorded from April, 1918
(b) Include "Beans" and "Lentils" prior to April, 1918
(c) Sub-divided into "Benzine" and "Benzol, Petrol, and other motor spirits" from April, 1918

No. 13—continued
EGYPT—continued
EXPORTS THERETO—continued

INDIAN MERCHANDISE—continued

ARTICLES	QUANTITY					VALUE				
	1914-15	1915-16	1916-17	1917-18	1918-19	1914-15	1915-16	1916-17	1917-18	1918-19
PROVISIONS AND OILMAN'S STORES—						£	£	£	£	£
Butter lb	0,770	3,100	65,056	243,528	34,116	488	155	3,646	15,770	2,921
Ghi "	89,813	195,949	35,353	129,073	187,829	4,399	7,447	1,548	6,010	9,703
Pickles, chutnies, sauces, and condiments . . cwt	17	70	61	586	54	26	146	123	606	115
Other sorts of provisions value	—	—	—	—	—	17	91	83	493	235
Total Provisions and Oilman's stores . . "	—	—	—	—	—	4,930	7,889	5,400	22,884	12,974
SEEDS—										
Oil-seeds—										
Essential—										
Fenugreek cwt	0,419	121	51	129	..	4,892	82	38	106	..
Other sorts "	43	197	74	260	12	48	249	74	235	16
Total Seeds, essential . . "	0,462	318	125	389	12	4,940	331	112	441	16
Non-essential—										
Groundnuts "	25,169	1,011	30	3	104	14,247	591	20	4	143
Linseed "	29,255	3,104	5,399	37,400	..	14,387	1,971	3,556	22,951	..
Rape "	7,000	3,801
Sesamum (til, or tiljil) . . "	73,692	164	2,926	62,339	1,341	57,669	124	2,310	48,313	1,441
Other sorts "	790	97	..	3	..	788	43	..	2	..
Total Seeds, non- essential "	128,906	4,436	8,345	99,745	8,445	87,001	2,729	5,886	71,270	4,885
Other than oil-seeds . . "	93	13	10	664	26	94	9	10	594	23
Total Seeds "	138,461	4,707	8,480	100,798	8,483	92,125	3,009	6,008	72,305	4,924
SPICES—										
Cardamoms lb	15,606	29,952	33,790	51,406	4,228	2,039	3,298	2,074	4,731	502
Ginger "	97,888	69,588	64,800	76,034	18,340	1,220	867	926	1,232	388
Pepper "	399,510	78,143	313,712	1,584,126	202,160	9,108	1,891	9,771	51,143	6,498
Other sorts "	4,214	42,243	44,762	20,202	2,310	58	495	534	804	29
Total Spices "	516,308	219,881	447,160	1,787,918	227,038	12,426	6,571	13,305	57,960	7,507
SUGAR cwt	24	631	179	362	231	21	800	266	603	300
TEA, BLACK lb	686,062	994,973	1,081,273	6,226,321	600,798	22,722	39,548	40,011	215,582	20,911
TEXTILES—										
Cotton—										
Raw cwt	840	6	6	575	..	1	10	11
Twist and yarn . . lb	1,525,560	5,627,600	7,212,520	8,224,104	4,701,334	47,358	165,208	255,997	438,487	363,192
Manufactures—										
Handkerchiefs and shawls in the piece . . no.	..	2,608	2,086	35,984	28,158	..	78	97	1,722	2,600
Hosiery value	—	—	—	—	—	27	68	..	579	200
Piece goods—										
Grey (unbleached) yards	866,158	3,321,036	7,794,640	9,216,472	1,324,561	8,601	32,521	85,517	139,794	38,758
White (bleached) . . "	11,270	23,863	35,770	227,849	87,335	340	446	796	6,599	3,297
Coloured, printed, or dyed "	345,642	980,410	1,058,544	2,024,072	884,517	5,198	12,774	22,460	53,849	39,616
Total Piece goods . . "	1,223,070	4,326,229	8,888,954	11,468,393	2,296,413	14,139	45,741	108,763	200,242	72,641
Other sorts of manu- factures value	—	—	—	—	—	751	382	2,076	4,123	1,248
Total Cotton manu- factures (including twist and yarn) . . "	—	—	—	—	—	62,275	211,477	366,933	645,158	440,031
Haberdashery and Milli- nery "	—	—	—	—	—	171	791	1,183	1,011	4,590
Hemp (chiefly <i>gann</i>), raw cwt	..	6,140	13,254	11,267	3,829	..	5,362	16,067	10,753	4,163
Jute—										
Raw tons	..	444	624	9,163	13,236
Twist and yarn . . lb	4,144	5,435	104,178	120,893	147,754	77	192	2,054	3,005	4,406

No. 13—continued
EGYPT—continued
EXPORTS THERETO—continued

INDIAN MERCHANDISE—concluded

ARTICLES	QUANTITY					VALUE				
	1914-15	1915-16	1916-17	1917-18	1918-19	1914-15	1915-16	1916-17	1917-18	1918-19
TEXTILES—continued						£	£	£	£	£
Jute—continued										
Manufactures—										
Gunny bags . . no.	9,309,300	15,218,446	8,767,300	77,012,100	82,297,750	312,570	420,312	365,501	1,066,217	1,146,994
„ cloth . . yards	1,896,502	2,979,750	4,827,000	6,090,000	4,470,500	13,354	31,133	59,687	78,013	70,517
Rope and twine . . cwt	54	232	1,023	855	424	72	259	1,443	2,145	1,390
Other kinds . . value	—	—	—	—	—	—	—	2	—	—
Total Jute manufactures (including twist and yarn) . . „	—	—	—	—	—	320,073	451,806	428,637	1,140,380	1,223,307
Silk—										
Manufactures—										
Silk piece goods . . yards	1,396	3,720	4,631	6,004	8,451	114	814	1,033	952	2,464
Other sorts . . value	—	—	—	—	—	—	63	53	50	2,310
Total Silk manufactures . . „	—	—	—	—	—	114	877	1,086	1,002	4,774
Wool manufactures—										
Carpets and rugs . . lb	4,648	1,008	11,658	6,253	21,396	346	133	1,412	1,157	3,047
Other sorts . . value	—	—	—	—	—	65	10	85	—	1,070
Total Woollen manufactures . . „	—	—	—	—	—	411	152	1,497	1,157	4,117
TOBACCO—										
Unmanufactured . . lb	2,254	72,431	99,454	2,833,609	364,960	18	817	1,442	38,723	8,365
Cigars „	4,397	8,263	9,073	14,171	11,517	447	924	1,040	2,146	1,733
Other sorts „	86	345	100	287	123	3	18	6	20	8
Total Tobacco „	6,737	81,039	108,627	2,848,067	376,600	468	1,759	2,488	36,889	10,106
WOOD AND TIMBER—										
Timber, other than railway sleepers—										
Teakwood cubic tons	166	63	167	160	13	2,171	1,002	2,524	2,530	239
Other timber „	—	—	8	—	29	—	—	54	—	290
Wood—										
Ornamental wood . . value	—	—	—	—	—	864	4,508	4,222	5,041	2,609
Manufactures of wood, other than furniture and cabinet ware . . „	—	—	—	—	—	28	5	—	14	—
Total Wood and timber . . „	—	—	—	—	—	3,063	5,515	6,800	7,585	3,138
ARTICLES EXPORTED BY POST „	—	—	—	—	—	3,816	16,786	16,163	17,310	3,713
ALL OTHER ARTICLES OF MERCHANDISE „	—	—	—	—	—	2,085	3,605	3,026	2,023	2,688
GRAND TOTAL „	—	—	—	—	—	1,100,048	1,436,419	2,107,440	16,267,149	9,757,529

FOREIGN MERCHANDISE

ARTICLES	QUANTITY					VALUE				
	1914-15	1915-16	1916-17	1917-18	1918-19	1914-15	1915-16	1916-17	1917-18	1918-19
APPAREL (including DRAPERY, UNIFORMS, AND ACCOUTREMENTS, BUT excluding HOSIERY AND BOOTS AND SHOES) value	—	—	—	—	—	£	£	£	£	£
Boots and shoes . . pairs	3,404	8	—	1	375	1,146	£	—	2	700
Chinese and Japanese ware (including lacquered ware, etc.) . . value	—	—	—	—	—	—	—	18	53	633
Coffee cwt	—	—	—	590	—	—	—	—	2,613	—
DRUGS AND MEDICINES (excluding CHEMICALS AND NARCOTICS)—										
Cassia lignea „	33	494	778	636	9	62	802	1,183	982	20
Other sorts of drugs and medicines . . value	—	—	—	—	—	190	128	237	550	651
Total Drugs and Medicines . . „	—	—	—	—	—	252	930	1,420	1,532	677
DYEING AND TANNING SUBSTANCES „	—	—	—	—	—	17	—	—	3,090	623
EARTHENWARE AND PORCELAIN „	—	—	—	—	—	20	16	191	610	144
FRUITS AND VEGETABLES—										
Fruits and vegetables: dried, salted, or preserved . . cwt	1,018	3,034	1,874	2,303	281	1,951	5,962	5,020	6,047	904
Glass and glassware . . value	—	—	—	—	—	33	24	27	1,184	264
Grain, pulse, and flour . . cwt	—	—	—	—	—	—	—	—	—	2,114
Gums and resins „	1	10	23	134	190	11	27	80	572	630
Hardware, (excluding CUTLERY AND ELECTRO-PLATED WARE) . . value	—	—	—	—	—	—	—	—	—	1,210
Hops cwt	—	—	—	—	102	200	88	203	893	964
Instruments, apparatus, and appliances, and parts thereof . . value	—	—	—	—	—	33	59	68	340	8,025

No. 13—continued

EGYPT—concluded

EXPORTS THERETO—concluded

FOREIGN MERCHANDISE—continued

ARTICLES	QUANTITY					VALUE				
	1914-15	1915-16	1916-17	1917-18	1918-19	1914-15	1915-16	1916-17	1917-18	1918-19
LEATHER, UNWROUGHT . cwt	50	£	£	£	£	£ 4,919
LEATHER, MANUFACTURES value	—	—	—	—	—	59	42	26	..	107
TOTAL LEATHER . "	—	—	—	—	—	59	42	26	..	5,026
LIQUORS gals.	10	8,759	41,905	7,087	7,140	4	901	5,224	1,318	2,759
MACHINERY AND MILL- WORK value	—	—	—	—	—	..	21	..	1,135	57
MATCHES gross of boxes	..	12,575	..	6,250	75	..	615	..	635	12
OILS gals.	39	22	319	136	20,086	114	8	632	40	13,094
PAINTS AND COLOURS . . cwt	..	500	1	31	68	..	667	4	98	239
PAPER AND PASTEBOARD. value	—	—	—	—	—	3	27	1,007	577	255
PERFUMERY (not being PERFUMED SPIRITS) . "	—	—	—	—	—	205	704	488	1,180	698
PROVISIONS AND OILMAN'S STORES cwt	1	5	2	390	371	4	17	9	1,476	1,483
SHIPS, PARTS OF (including LAUNCHES AND BOATS) . value	—	—	—	—	—	..	833
SPICES—										
Cloves lb	18,858	83,100	118,506	109,459	6,265	496	2,321	2,843	3,454	293
Nutmegs "	..	25,509	8,015	131,944	7,980	..	483	144	2,730	291
Pepper "	37,728	22,450	734	976	593	33
Other sorts "	..	18,788	..	1,841	16,618	..	369	..	26	558
Total Spices "	18,858	127,457	164,249	265,700	31,647	496	3,173	3,943	6,903	1,175
SUGAR cwt	1	180	27	27,202	30,100	3	114	38	32,378	40,283
TEA, BLACK lb	267	8,370	12,488	38,580	11,456	16	349	553	1,827	664
" GREEN "	..	124	212	..	12	26
Total Tea "	267	8,494	12,488	38,580	11,668	16	361	553	1,827	690
TEXTILES—										
Cotton—										
Twist and yarn . . lb	80,000	11,367
Manufactures—										
Hosiery value	—	—	—	—	—	..	484	882	2,410	606
Piece goods—										
Grey (unbleached) yards	..	94,770	97,330	3,770,880	2,214,212	..	848	1,511	80,500	85,174
White (bleached) ..	27,410	19,475	93,795	148,964	23,930	335	312	1,632	3,557	822
Coloured, printed, or dyed "	43,454	168,523	139,019	105,629	381,021	750	2,573	2,481	2,120	10,382
Total piece goods ..	70,864	282,773	330,144	4,025,473	2,624,163	1,085	3,731	6,674	86,267	96,378
Other sorts value	—	—	—	—	—	225	283	210	263	96
Total Cotton manufac- tures (including twist and yarn) "	—	—	—	—	—	1,310	4,498	6,766	88,940	108,417
Haberdashery and Mill- nery "	—	—	—	—	—	68	25	203	178	60
Silk, raw lb	100	275	625	3,401	1,550	27	83	193	1,101	340
Silk manufactures . . value	—	—	—	—	—	..	496	1,645	1,416	1,958
Woolen manufactures . . "	—	—	—	—	—	261	901	1,319	895	2,043
TOBACCO, UNMANUFACTURED lb	81,107	120,000	1,881	7,649
" MANUFACTURED . . "	710	493	125	92	33,329	321	270	75	8	4,779
Total Tobacco "	710	493	125	81,199	153,329	321	270	75	1,889	12,428
WAX OF ALL KINDS, OTHER THAN PARAFFIN WAX (excluding CANDLES) . cwt	1,101	3,088	..
WOOD AND TIMBER—										
Teak wood c tons	..	21	112	..	219	1,494
ARTICLES RE-EXPORTED BY POST value	—	—	—	—	—	181	1,283	434	202	125
ALL OTHER ARTICLES OF MERCHANDISE "	—	—	—	—	—	1,465	1,264	781	1,244	2,469
GRAND TOTAL "	—	—	—	—	—	8,850	24,871	31,168	166,575	215,011
GRAND TOTAL OF INDIAN AND FOREIGN MERCHANDISE "	—	—	—	—	—	1,207,898	1,461,290	2,138,608	16,483,724	9,972,540

OTHER COUNTRIES IN NORTH AFRICA (376)

No. 13—continued

OTHER COUNTRIES IN NORTH AFRICA
IMPORTS THEREFROM

ARTICLES	QUANTITY					VALUE				
	1914-15	1915-16	1916-17	1917-18	1918-19	1914-15	1915-16	1916-17	1917-18	1918-19
DYEING AND TANNING SUBSTANCES— Cochineal . . . cwt	..	150	£	£	£	£	£
ARTICLES IMPORTED BY POST . . . value	—	—	—	—	—	16	10	7
ALL OTHER ARTICLES OF MERCHANDISE . . . "	—	—	—	—	—	2	..	3
GRAND TOTAL . . . "	—	—	—	—	—	18	1,430	10

EXPORTS THERETO

INDIAN MERCHANDISE

ARTICLES	QUANTITY					VALUE				
	1914-15	1915-16	1916-17	1917-18	1918-19	1914-15	1915-16	1916-17	1917-18	1918-19
APPAREL (including DRAPERY, UNIFORMS, AND ACCOUTREMENTS, BUT excluding HOSIERY AND BOOTS AND SHOES) . . . value	—	—	—	—	—	£	£	£	£	£
CANDLES OF ALL KINDS . lb	671,970	12,600
DYEING AND TANNING SUBSTANCES— Indigo . . . cwt	..	6	24	30	71	..	310	1,098	533	1,803
GRAIN, PULSE, AND FLOUR— Rice, not in the husk . . . "	69,500	13,926	..
SPICES— Pepper . . . lb	19,600	..	33,220	382	..	992
TEXTILES— Cotton— Twist and yarn . . . "	216,800	6,944
Manufactures— Piece goods— White (bleached). yards	10,184	892
Jute manufactures— Gunny bags . . . no.	462,100	251,400	..	10,632	4,223	..
Silk manufactures— Goods of silk mixed with other materials . . . yards	63,318	4,301
TOBACCO . . . lb	..	380,520	288,000	..	614,160	..	2,255	2,133	..	5,004
ALL OTHER ARTICLES OF MERCHANDISE . . . value	—	—	—	—	—	968	423
GRAND TOTAL . . . "	—	—	—	—	—	25,724	3,443	4,223	18,682	19,407

FOREIGN MERCHANDISE

ARTICLES	QUANTITY					VALUE				
	1914-15	1915-16	1916-17	1917-18	1918-19	1914-15	1915-16	1916-17	1917-18	1918-19
TOTAL VALUE . . .	—	—	—	—	—	£	£	£	£	£
GRAND TOTAL OF INDIAN AND FOREIGN MERCHANDISE . . . "	—	—	—	—	—	25,921	3,443	4,223	18,682	19,407

(377) BRITISH, FRENCH, GERMAN, SPANISH
AND PORTUGUESE POSSESSIONS IN
WEST AFRICA
GERMAN SOUTH-WEST AFRICA

No. 13--continued

BRITISH, FRENCH, GERMAN, SPANISH, AND PORTUGUESE POSSESSIONS IN WEST AFRICA, FROM
CAPE BLANCO TO ANGOLA (BENGUELA), INCLUDING ST. HELENA

IMPORTS THEREFROM

ARTICLES	QUANTITY					VALUE				
	1914-15	1915-16	1916-17	1917-18	1918-19	1914-15	1915-16	1916-17	1917-18	1918-19
TOTAL VALUE	-	-	-	-	-	£	£	£	£	£
						1	7	..

EXPORTS THERETO

INDIAN MERCHANDISE

ARTICLES	QUANTITY					VALUE				
	1914-15	1915-16	1916-17	1917-18	1918-19	1914-15	1915-16	1916-17	1917-18	1918-19
GRAIN, PULSE, AND FLOUR—						£	£	£	£	£
Pulse cwt	388,540	133,201	..
Rice, not in the husk . . .	4,149	4,082	40,000	2,272	1,329	16,000
Wheat "	837,870	357,657	..
TEXTILES—										
Jute manufactures—										
Gunny bags no.	111,000	1,221,500	..	440,700	291,300	3,100	28,278	..	14,578	13,221
ALL OTHER ARTICLES OF MER- CHANDISE value	-	-	-	-	-	172	113	..	35	60
GRAND TOTAL "	-	-	-	-	-	5,544	20,720	16,000	505,371	13,200

FOREIGN MERCHANDISE

None

GERMAN SOUTH-WEST AFRICA

IMPORTS THEREFROM

None

EXPORTS THERETO

INDIAN MERCHANDISE

ARTICLES	QUANTITY					VALUE				
	1914-15	1915-16	1916-17	1917-18	1918-19	1914-15	1915-16	1916-17	1917-18	1918-19
TOTAL VALUE						£	£	£	£	£
						153

GERMAN SOUTH-WEST AFRICA (378)
CAPE COLONY

No. 13—continued

GERMAN SOUTH-WEST AFRICA—continued

EXPORTS THERETO--continued

FOREIGN MERCHANDISE

None.

CAPE COLONY

IMPORTS THEREFROM

ARTICLES	QUANTITY					VALUE				
	1914-15	1915-16	1916-17	1917-18	1918-19	1914-15	1915-16	1916-17	1917-18	1918-19
TEXTILES—						£	£	£	£	£
Cotton—										
Twist and yarn . . . lb	33,981	4,339
Wool—										
Raw . . . "	16,711	1,810
ARTICLES IMPORTED BY POST . . . value	—	—	—	—	—	25	263	101	20	42
ALL OTHER ARTICLES OF MERCHANDISE . . . "	—	—	—	—	—	950	557	889	584	288
GRAND TOTAL . . . "	—	—	—	—	—	975	820	2,860	604	4,669

EXPORTS THERETO

INDIAN MERCHANDISE

ARTICLES	QUANTITY					VALUE				
	1914-15	1915-16	1916-17	1917-18	1918-19	1914-15	1915-16	1916-17	1917-18	1918-19
APPAREL (including DRA- PERY, UNIFORMS, AC- COUTREMENTS, BUT excluding HOSIERY AND BOOTS AND SHOES) . . . value	—	—	—	—	—	1,048	1,495	5,782	5,487	5,009
COIR, MANUFACTURED (EX- CLUDING ROPE) . . . cwt	860	978	901	423	1,601	481	1,302	1,117	565	2,072
CORDAGE AND ROPE OF VEGETABLE FIBRE (EX- CLUDING JUTE AND COTTON) . . . "	3,225	1,930	1,857	2,461	2,316	3,508	1,649	1,823	2,523	5,251
DYING AND TANNING SUBSTANCES— Myrobalans . . . "	..	18	..	1,040	1,315	..	7	..	1,140	2,147
FIBRE FOR BRUSHES AND BROOMS . . . "	..	200	..	491	802	..	180	..	553	888

No. 13—continued

CAPE COLONY—continued

EXPORTS THERETO—continued

INDIAN MERCHANDISE—continued

ARTICLES	QUANTITY					VALUE				
	1914-15	1915-16	1916-17	1917-18	1918-19	1914-15	1915-16	1916-17	1917-18	1918-19
GRAIN, PULSE, AND FLOUR—										
Pulse cwt	1,482	3,594	5,206	4,289	3,474	£ 679	£ 2,182	£ 2,601	£ 2,114	£ 2,005
Rice, not in the husk . . .	80,025	78,042	62,314	160,693	170,663	36,505	34,795	32,246	78,967	84,645
Wheat "	..	61,301	184,334	10,000	27,866	78,422	4,364	..
Wheat flour "	65	616	2,064	4,068	..	38	394	1,357	2,670	..
Other sorts "	17	12	18	26	161	8	6	8	14	96
Total Grain, Pulse, and Flour "	81,589	143,565	254,486	179,076	173,698	37,230	65,193	114,726	83,029	86,836
HIDES AND SKINS, RAW—										
Hides, raw { cwt =no.	580 =7,679	249 =2,200	2,649	1,162
L.A.C. cwt.	22	123	210	1,245
OILS—										
Vegetable, non-essential—										
Castor gals.	5,936	10,665	5,145	16,303	1,492	514	822	542	2,164	248
Coconut "	4,707	3,018	2,430	8,255	1,274	760	444	406	1,242	219
Linseed "	100	34,125	67,319	17	7,317	18,162
Sesamum (oil or lin) . . .	87	193	7,238	22,014	..	14	24	828	3,522	..
Other sorts "	183	419	1,816	2,252	368	21	51	203	264	361
Total Vegetable, non-essential "	10,913	14,295	16,779	83,849	70,451	1,309	1,341	1,991	14,499	18,709
PAPER AND PASTHBOARD value										
PARAFFIN WAX cwt	8,592	6,599	6,200	19,060	38,160	12,662	10,108	9,403	28,908	57,171
PROVISIONS AND OILMAN'S STORES—										
Ghi lb	63,893	57,049	30,825	129,362	13,344	2,655	2,317	1,448	6,072	891
Other sorts of provisions value	82	65	73	57	..
Total Provisions and oilman's stores "	2,737	2,382	1,521	6,129	891
SPICES lb	42,405	31,327	30,510	35,978	14,348	708	455	521	559	283
TEA, BLACK "	33,779	384,443	605,973	3,229,163	1,403,844	1,129	13,922	19,826	98,205	47,935
TEXTILES—										
Cotton manufactures value										
Jute—										
Manufactures—										
Twist and yarn lb	1,500	15,250	20,500	28	241	550
Canvas yards	39,000	3,133
Gunny bags no.	4,461,780	5,353,620	3,462,075	7,918,600	9,056,800	136,451	161,498	114,977	258,913	412,126
" cloth yards	650,900	623,900	480,100	1,702,650	822,230	7,087	6,682	7,847	26,973	25,969
Rope and twine cwt	..	110	1,580	1,428	2,810	..	129	3,333	3,559	8,944
Total jute manufacture value	143,538	168,309	126,185	289,686	450,722
Wool—										
Manufactures—										
Carpets and rugs lb	8,401	20,893	25,001	72,272	11,555	666	1,592	2,254	6,770	1,535
WOOD AND TIMBER—										
Timber, other than railway sleepers—										
Teak wood cubic tons	3,825	479	411	1,041	980	48,844	7,051	5,590	12,882	15,103
Other timber "	16	5	10	67	40	209	24	62	517	505
Other sorts value	3	41	7	30	..
Total Wood and timber "	48,556	7,116	5,659	18,429	16,608
ALL OTHER ARTICLES OF MERCHANDISE "										
GRAND TOTAL "	256,580	281,407	293,666	557,574	699,476

NATAL

No. 13—continued
CAPE COLONY—concluded
EXPORTS THERE TO—concluded

FOREIGN MERCHANDISE

ARTICLES	QUANTITY					VALUE				
	1914-15	1915-16	1916-17	1917-18	1918-19	1914-15	1915-16	1916-17	1917-18	1918-19
PROVISIONS AND OILMAN'S STORES . . . cwt	81	81	157	121	1,421	£ 68	£ 70	£ 132	£ 127	£ 5,229
TEXTILES— Silk manufactures— Silk piece goods . . . yards	11,195	..	87,515	349	..	4,385
ALL OTHER ARTICLES OF MERCHANDISE . . . value	—	—	—	—	—	685	742	825	601	..
GRAND TOTAL . . .	—	—	—	—	—	1,052	812	5,342	728	5,229
GRAND TOTAL OF INDIAN AND FOREIGN MERCHANDISE . . .	—	—	—	—	—	256,632	282,219	299,007	558,302	704,705

NATAL
IMPORTS THEREFROM

ARTICLES	QUANTITY					VALUE				
	1914-15	1915-16	1916-17	1917-18	1918-19	1914-15	1915-16	1916-17	1917-18	1918-19
ARMS, AMMUNITION, AND MILITARY STORES . . . value	—	—	—	—	—	£ 843	£ 13,422	£ 6	£ 108	£ 65
COAL, COKE, AND PATENT FUEL— Coal . . . tons	32,167	10,617	13,017	1,639	17,417	36,702	12,141	36,406	3,009	36,546
DRUGS AND MEDICINES (excluding chemicals and narcotics) . . . value	—	—	—	—	—	3	7	..	1	1,121
DYEING AND TANNING SUBSTANCES . . .	—	—	—	—	—	..	9,353	14,072	23,733	10,144
HARDWARE, excluding CUTLERY, AND ELECTRO-PLATED WARE . . .	—	—	—	—	—	78	99	535	2,570	496
LIQUORS (including methylated and perfumed spirit) . . . Gals.	193	456	4	160	24,060	74	187	4	110	15,563
PROVISIONS AND OILMAN'S STORES . . . value	—	—	—	—	—	130	172	349	2,732	8,024
SOAP . . . cwt	1	..	425	3	2	2,555
TALLOW AND STRABINE (including GREASE AND ANIMAL FAT) . . .	300	1,511	18	..	298	682	4,442	53	..	682
TEXTILES— Cotton manufactures— Piece goods— Grey (unbleached) . . . yards	..	12	537,250	..	(a)	18,396
Coloured, printed or dyed . . .	3,374	1,406	776	6,480	26,664	71	27	27	377	1,286
ARTICLES IMPORTED BY POST . . . value	—	—	—	—	—	860	892	861	1,329	4,137
ALL OTHER ARTICLES OF MERCHANDISE . . .	—	—	—	—	—	1,278	1,955	3,095	2,941	3,270
GRAND TOTAL . . .	—	—	—	—	—	40,721	42,597	55,411	36,912	102,214

EXPORTS THERE TO

INDIAN MERCHANDISE

ARTICLES	QUANTITY					VALUE				
	1914-15	1915-16	1916-17	1917-18	1918-19	1914-15	1915-16	1916-17	1917-18	1918-19
APPAREL (including DRAPEAU, UNIFORMS, ACCOUTREMENTS, BUT excluding HOSIERY AND BOOTS AND SHOES) . . . value	—	—	—	—	—	8,309	9,721	41,387	10,719	25,560
BOOKS, PRINTED, AND PRINTED MATTER (not being STATIONERY), including MAPS AND CHARTS . . . cwt	69	92	58	36	27	436	641	439	343	317
COIR, MANUFACTURED (EXCLUDING ROPS) . . .	601	1,224	717	452	4,683	802	1,707	969	614	7,445
CORDAGE AND ROPE OF VEGETABLE FIBRE (EXCLUDING JUTE AND COTTON) . . .	538	526	854	1,634	2,694	627	651	1,077	4,791	2,822
DYEING AND TANNING SUBSTANCES— Turmeric . . .	1,814	1,712	1,525	2,931	1,069	1,455	1,566	1,846	4,309	2,172
Other sorts . . .	304	251	148	68	32	377	297	300	146	68
Total Dyeing and Tanning substances . . .	2,178	1,963	1,673	2,899	1,101	1,832	1,863	2,146	4,455	2,240

(a) Value Rs=Rs.

No. 13—continued

NATAL—continued

EXPORTS THERETO—continued

INDIAN MERCHANDISE—continued

ARTICLES	QUANTITY					VALUE				
	1914-15	1915-16	1916-17	1917-18	1918-19	1914-15	1915-16	1916-17	1917-18	1918-19
FIBRE FOR BRUSHES AND BROOMS . . . cwt	445	376	575	£	£	£	£	£
FISH (EXCLUDING CANNED FISH)— Fish, dry, unsalted . . . "	1,159	771	1,716	550	300	1,177	1,005	2,351	847	649
FRUITS AND VEGETABLES— Fresh fruits and vegetables . . . value	—	—	—	—	—	456	375	174	4	..
Fruits and vegetables; dried, salted, or preserved, all sorts . . . cwt	7,470	5,084	4,946	7,125	4,087	3,300	2,133	1,646	3,309	1,196
Total Fruits and Vegetables . . . value	—	—	—	—	—	3,816	2,508	1,820	3,313	1,196
GRAIN, PULSE, AND FLOUR— Gram . . . cwt	1,464	1,108	4,083	1,608	574	663	783	2,314	1,139	476
Pulse . . . "	44,441	44,479	37,782	58,484	17,128	22,509	25,298	22,424	35,038	11,377
Rice, not in the husk . . . "	407,374	345,591	394,998	443,154	277,881	212,213	188,808	236,179	247,352	145,923
Wheat . . . "	40	2,011	20,023	20	914	10,013
" flour . . . "	1,402	24,474	35,433	12,930	..	975	19,683	25,329	9,185	..
Other sorts . . . "	50	27	1,471	2,408	1,093	22	13	997	1,804	898
Total Grain, Pulse, and Flour . . . "	454,861	417,690	493,790	513,577	298,676	236,492	235,494	297,256	295,118	158,674
GUMS AND RESINS— Rosin . . . "	389	715
Other sorts . . . "	27	35	15	26	943	69	94	34	151	1,896
Total Gums and resins . . . "	27	35	15	26	1,332	69	94	34	151	2,611
HARDWARE AND CUTLERY, INCLUDING PLATED WARE, INSTRUMENTS, APPARATUS, AND APPLIANCES, AND PARTS THEREOF . . . "	—	—	—	—	—	300	812	788	39	467
JEWELLERY . . . "	—	—	—	—	—	142	142	121	11	17
LAC— Button . . . cwt	9	..	4	11	77	32	..	19	86	791
Shell . . . "	4	..	167	33	..	1,509
Total lac . . . "	9	..	8	11	244	32	..	52	85	2,300
LEATHER, UNWROUGHT . . . cwt	20	890
MANURES . . . tons	..	950	..	325	3,905	..	1,406	..
METALS AND ORES— BRASS, BRONZE, AND SIMILAR ALLOYS . . . cwt	52	98	114	24	74	319	612	797	188	1,204
FERRO MANGANESE (a) . . . tons	50	1,250
OTHER SORTS . . . "	3	2	554	134	208	2,865
TOTAL METALS AND ORES . . . "	5	7	667	1	54	453	820	3,662	188	2,514
OILS— Vegetable, non-essential— Castor . . . gals.	51,554	62,626	54,323	135,896	22,945	4,779	5,398	5,656	17,407	4,083
Coconut . . . "	23,929	16,712	19,850	23,466	33,118	3,626	2,486	3,072	3,541	5,432
Cotton seed . . . "	..	146	7,612	1,466	27	959	246	..
Groundnut . . . "	450	480	3,942	1,174	3,106	66	67	459	144	714
Linseed . . . "	1,125	72,115	108,263	203	16,058	29,002
Mustard or rape . . . "	98,954	131,992	120,984	199,873	54,340	11,599	14,167	13,440	24,367	9,265
Sesamum (til or linjill) . . . "	4,540	6,091	4,579	7,487	2,070	560	829	654	1,276	265
Other sorts . . . "	344	1,040	567	34	272	30	86	66	3	44
Total Vegetable, non-essential . . . "	179,771	219,087	212,882	441,421	224,114	20,660	23,060	24,511	63,042	48,785
Other kinds . . . "	109	93	56	13	340	37	59	45	20	30
Total Oils . . . "	179,880	219,180	212,938	441,434	224,454	20,697	23,119	24,556	63,062	48,814
PARAFFIN WAX . . . cwt	32,000	4,322	39,372	12,592	29,920	48,534	5,970	59,130	10,023	45,379
PERFUMERY . . . value	—	—	—	—	—	270	485	619	506	464
PROVISIONS AND OILMAN'S STORES— Ghi . . . lb	273,239	237,757	118,068	389,397	298,965	10,786	9,570	4,913	20,406	11,464
Other sorts of provisions . . . value	—	—	—	—	—	1,552	2,150	1,537	1,303	925
Total Provisions and Oilman's Stores . . . "	—	—	—	—	—	12,338	11,720	6,450	21,714	12,389

(a) Separately reported from April, 1918

INDIAN MERCHANDISE—continued

ARTICLES	QUANTITY					VALUE				
	1914-15	1915-16	1916-17	1917-18	1918-19	1914-15	1915-16	1916-17	1917-18	1918-19
						£	£	£	£	£
SEEDS—										
Oil-seeds—										
Essential cwt	1,508	1,871	1,601	3,186	1,207	1,844	2,978	3,171	5,832	2,330
Non-essential—										
Linseed "	175	551	722	1,608		115	205	423	906	
Other sorts "	682	556	558	559	288	437	419	508	606	369
Total Seeds "	2,365	2,978	2,936	5,443	1,555	2,396	3,602	4,102	7,483	2,569
SPICES—										
Betelnuts lb	265,118	146,714	206,177	218,037	112,203	7,187	3,907	4,962	5,209	3,364
Cardamoms "	6,813	5,509	5,868	5,904	6,518	277	414	501	536	649
Chillies "	12,164	5,440	45,972	109,992	53,609	103	93	746	1,528	1,293
Ginger "	13,794	10,442	14,080	47,100	37,624	153	137	188	700	718
Pepper "	49,747	44,454	40,041	155,839	41,290	1,035	1,059	1,298	4,620	1,192
Other sorts "	18,363	13,578	13,023	23,670	3,285	366	233	232	451	90
Total Spices "	365,999	228,227	331,161	555,692	251,559	9,121	5,933	7,947	18,044	7,301
SUGAR cwt	240	269	570	141	340	200	309	758	239	549
TEA, BLACK lb	126,130	185,229	118,000	1,081,548	485,220	4,107	6,602	3,055	34,068	16,044
TEXTILES—										
Cotton—										
Raw cwt	95	122	1,056	1,124	11,988	213	132	2,740	3,540	48,216
Waste (a) "	—	—	—	—	3,439	—	—	—	—	18,319
Kapok "	154	344	223	737	587	254	528	408	1,409	1,113
Manufactures—										
Handkerchiefs and shawls in the piece no.	5,647	9,144	158,042	30,816	4,068	128	297	3,282	638	147
Hosiery value	—	—	—	—	—	511	711	1,590	1,503	1,201
Piece goods yards	59,535	-175,423	1,193,264	2,221,045	5,714,749	1,796	3,784	16,768	55,654	211,523
Other sorts of manufac- tures value	—	—	—	—	—	541	3,803	15,122	48,218	102,458
Total Cotton manufac- tures (including twist and yarn) "	—	—	—	—	—	2,976	8,595	30,762	106,038	315,329
Haberdashery and Millinery "	—	—	—	—	—	229	615	627	385	109
Jute—										
Twist and yarn lb	..	12,128	31,486	25,650	144,564	..	135	360	446	4,103
Manufactures—										
Canvas yards	5,608	41,072	43,500	218	1,978	2,527
Gunny bags no.	9,812,028	12,979,465	11,155,550	17,005,050	17,348,000	289,585	316,644	289,591	473,816	630,377
.. cloth yards	784,700	373,000	1,916,858	3,838,150	2,115,150	7,817	4,948	29,668	63,176	55,020
Rope and twine cwt	83	1,770	6,076	1,512	12,790	102	2,400	11,059	3,095	30,854
Other kinds value	—	—	—	—	—	..	22	40
Total Jute manufac- tures (including twist and yarn) "	—	—	—	—	—	247,504	324,149	330,986	532,311	728,871
Silk manufactures "	—	—	—	—	—	2,410	4,414	2,552	2,703	2,340
Woolen manufactures "	—	—	—	—	—	4,085	9,454	9,268	10,259	6,667
UMBRELLAS, INCLUDING PARA- SOLS AND SUNSHADES no.	2,536	9,084	4,665	1,800	4,740	146	599	391	180	817
WOOD AND TIMBER—										
Timber, other than railway sleepers—										
Teak wood cubic tons	850	282	369	1,713	1,391	10,627	4,215	5,275	27,017	22,819
Other kinds value	—	—	—	—	—	29	115	212	16	75
Total Wood and Timber "	—	—	—	—	—	10,656	4,330	5,487	27,033	22,894

(a) Separately recorded from April, 1918

No. 13—continued

NATAL—concluded

EXPORTS THERETO—concluded

INDIAN MERCHANDISE—concluded

ARTICLES	QUANTITY					VALUE				
	1914-15	1915-16	1916-17	1917-18	1918-19	1914-15	1915-16	1916-17	1917-18	1918-19
ARTICLES EXPORTED BY POST . . . value	—	—	—	—	—	£ 2,485	£ 2,824	£ 4,697	£ 6,109	£ 13,353
ALL OTHER ARTICLES OF MERCHANDISE . . . "	—	—	—	—	—	2,056	3,154	3,044	1,722	2,386
GRAND TOTAL . . . "	—	—	—	—	—	625,749	676,848	857,315	1,181,444	1,407,298

FOREIGN MERCHANDISE

ARTICLES	QUANTITY					VALUE				
	1914-15	1915-16	1916-17	1917-18	1918-19	1914-15	1915-16	1916-17	1917-18	1918-19
APPAREL (including DRAPERY, UNIFORMS, ACCOUTREMENTS, BUT excluding HOSIERY AND BOOTS AND SHOES) . . . value	—	—	—	—	—	£ 709	£ 2,336	£ 1,204	£ 2,320	£ 1,057
BOOTS AND SHOES . . . pairs	..	19,950	103	..	16,616	82
DRUGS AND MEDICINES (EXCLUDING CHEMICALS AND NARCOTICS) . . . value	—	—	—	—	—	373	680	1,297	4,580	1,751
BATHING AND PORCELAIN (EXCLUDING PIPES OF BATHINGWARE) . . . "	—	—	—	—	—	..	24	3,084	1,233	613
FRUITS AND VEGETABLES . . . "	—	—	—	—	—	203	450	1,025	1,029	1,455
GLASS AND GLASSWARE . . . "	—	—	—	—	—	38	208	1,089	347	429
GRAIN, PULSE, AND FLOUR, RICE, NOT IN THE HUSK cwt	..	16	1,641	3,840	10	1,131	2,252	..
GUMS AND RESINS . . . "	50	65	93	92	888	189	191	276	257	2,056
HARDWARE, EXCLUDING CUTLERY AND ELECTRO-PLATED WARE . . . value	—	—	—	—	—	44	51	1,134	415	268
LIQUORS . . . gals.	228	166	233	1,272	2,409	117	90	156	238	566
METALS AND ORES . . . tons	8	..	11	74	36	180	..	898
PAPER AND PASTEBOARD . . . "	—	—	—	—	—	38	119	1,053	126	136
PROVISIONS AND OILMAN'S STORES . . . cwt	182	121	310	1,103	2,687	125	144	442	1,548	11,189
SPICES . . . lb	4,545	9,175	9,530	47,993	20,372	110	214	249	1,335	626
SUGAR . . . cwt	4,016	11	..	1	..	8,588	9
TEXTILES—Cotton—Manufactures—Hosiery . . . value	—	—	—	—	—	399	1,141	5,320	6,426	4,442
Piece goods—Grey (unbleached) . . . yards	6,190	5,235	27,868	98,796	346,920	94	69	354	1,584	11,621
White (bleached) . . . "	43,355	44,820	55,118	80,820	220,128	614	849	896	2,788	9,889
Coloured, printed, or dyed . . . "	35,170	123,230	453,525	235,325	233,077	507	1,730	7,413	5,035	10,506
Fents of all descriptions . . . "	20,000	220
Total Piece goods . . . "	84,715	173,285	536,511	414,941	464,125	1,215	2,648	8,663	10,002	32,236
Thread, sewing . . . lb	5,400	4,572	16,769	11,035	16,961	471	463	1,800	965	3,664
Other sorts of manufactures . . . value	—	—	—	—	—	47	901	3,367	2,995	4,012
Total Cotton manufactures (including twist and yarn) . . . "	—	—	—	—	—	2,132	5,153	19,240	20,388	44,354
Silk—Manufactures—Piece goods . . . yards	129,477	362,376	234,726	110,893	102,827	6,232	16,188	14,395	9,644	10,849
UMBRELLAS INCLUDING PARASOLS AND SUN-SHADES . . . no.	600	3,284	11,172	2,112	..	53	306	1,015	242	..
ARTICLES RE-EXPORTED BY POST . . . value	—	—	—	—	—	189	666	8,554	24,917	51,209
ALL OTHER ARTICLES OF MERCHANDISE . . . "	—	—	—	—	—	1,682	1,820	2,871	2,536	1,755
GRAND TOTAL . . . "	—	—	—	—	—	12,384	45,333	56,863	76,885	128,980
GRAND TOTAL OF INDIAN AND FOREIGN MERCHANDISE . . . "	—	—	—	—	—	638,133	722,176	916,178	1,258,329	1,626,278

TRANSVAAL

IMPORTS THEREFROM

ARTICLES	QUANTITY					VALUE				
	1914-15	1915-16	1916-17	1917-18	1918-19	1914-15	1915-16	1916-17	1917-18	1918-19
COAL, COKE, AND PATENT FUEL—						£	£	£	£	£
Coal tons	41,315	24,788	54,966	27,047
ARTICLES IMPORTED BY POST value	—	—	—	—	—	36	6	4	228	336
ALL OTHER ARTICLES OF MERCHANDISE	—	—	—	—	—	36	71	48
GRAND TOTAL	—	—	—	—	—	55,038	27,053	4	297	384

EXPORTS THERETO

INDIAN MERCHANDISE

ARTICLES	QUANTITY					VALUE				
	1914-15	1915-16	1916-17	1917-18	1918-19	1914-15	1915-16	1916-17	1917-18	1918-19
APPAREL (EXCLUDING HOSIERY AND BOOTS AND SHOES) . . . value	—	—	—	—	—	£	£	£	£	£
CORR MANUFACTURED (excluding rope) cwt	180	..	728	181	..	981
GRAIN, PULSE, AND FLOUR—										
Pulse	139	247	1,097	12	..	87	147	644	10
Rice, not in the husk	15,964	33,574	53,316	50,177	..	5,469	11,680	18,908	23,327
Wheat flour	4,999	5,895	3,272	3,894	..
OILS—										
Vegetables, non-essential. gals.	..	114	5,232	19,155	95,028	..	14	710	3,550	24,790
Paraffin wax cwt	500	1,001	4,100	13,223	41,234	759	1,460	5,986	17,866	56,277
Provisions and Oilman's Stores value	—	—	—	—	—	507	..
Tea lb	1,901	12,000	20,608	93	400	701
TEXTILES—										
Cotton manufactures value	—	—	—	—	—	75	5,082	..
JUTE—										
Twist and Yarn lb	20,533	583
Canvas yards	1,000	75,400	50	7,150
Gunny bags no.	..	1,677,300	4,274,830	6,353,100	6,805,550	..	45,787	105,508	141,228	259,495
cloth yards	144,500	386,750	623,600	2,252	5,579	14,964
Rope and Twine cwt	..	241	1,730	328	3,021	..	329	2,362	510	9,755
Woolen manufactures value	—	—	—	—	—	933	1,650	..
WOOD AND TIMBER—										
Teak wood cubic tons	..	162	165	183	1,129	..	2,352	2,400	2,728	21,927
ALL OTHER ARTICLES OF MERCHANDISE value	—	—	—	—	—	..	3	1,062	886	1,366
GRAND TOTAL	—	—	—	—	—	750	55,506	138,493	210,370	428,724

FOREIGN MERCHANDISE

ARTICLES	QUANTITY					VALUE				
	1914-15	1915-16	1916-17	1917-18	1918-19	1914-15	1915-16	1916-17	1917-18	1918-19
TEXTILES—						£	£	£	£	£
COTTON MANUFACTURES—										
Hosiery value	—	—	—	—	—	1,333	..
ALL OTHER ARTICLES OF MERCHANDISE	—	—	—	—	—	160	..
GRAND TOTAL	—	—	—	—	—	1,493	..
GRAND TOTAL OF INDIAN AND FOREIGN MERCHANDISE value	—	—	—	—	—	750	55,506	138,493	211,863	428,724

RHODESIA

IMPORTS THEREFROM

ARTICLES	QUANTITY					VALUE				
	1914-15	1915-16	1916-17	1917-18	1918-19	1914-15	1915-16	1916-17	1917-18	1918-19
TOTAL VALUE	—	—	—	—	—	£	£	£	£	£
	—	—	—	—	—	1

No. 13—continued

RHODESIA—continued

EXPORTS THERETO

INDIAN MERCHANDISE

ARTICLES	QUANTITY					VALUE				
	1914-15	1915-16	1916-17	1917-18	1918-19	1914-15	1915-16	1916-17	1917-18	1918-19
APPAREL (excluding HOSIERY AND BOOTS AND SHOES). value	—	—	—	—	—	£	£ 26	£ 588	£ 1,756	£ 1,389
GRAIN, PULSE, AND FLOUR— Rice, not in the husk . cwt	607	8,809	307	3,048
Wheat flour . . . "	2,436	7,054	1,047	4,931	..
TEXTILES— Jute— Gunny bags . . . no.	..	272,100	834,012	1,308,500	1,633,700	..	7,620	23,214	37,464	62,500
.. cloth . . . yards	..	5,000	15,000	75,500	68,000	..	100	233	1,179	1,311
Other kinds . . . value	—	—	—	—	—	207	442	907
ALL OTHER ARTICLES OF MERCHANDISE . . . "	—	—	—	—	—	..	17	153	76	131
GRAND TOTAL . . . "	—	—	—	—	—	..	7,763	26,042	46,155	60,475

FOREIGN MERCHANDISE

ARTICLES	QUANTITY					VALUE				
	1914-15	1915-16	1916-17	1917-18	1918-19	1914-15	1915-16	1916-17	1917-18	1918-19
TOTAL VALUE . . .	—	—	—	—	—	£	£	£	£ 157	£
GRAND TOTAL OF INDIAN AND FOREIGN MERCHANDISE . . . value	—	—	—	—	—	..	7,763	26,042	46,312	60,475

PORTUGUESE EAST AFRICA

IMPORTS THEREFROM

ARTICLES	QUANTITY					VALUE				
	1914-15	1915-16	1916-17	1917-18	1918-19	1914-15	1915-16	1916-17	1917-18	1918-19
ARMS, AMMUNITION, AND MILITARY STORES . value	—	—	—	—	—	£ 6	£ 15,068	£	£ 1	£
COAL, COKE, AND PATENT FUEL— Coal . . . tons	67,750	39,581	6,077	8,457	32,930	62,110	44,470	9,890	13,139	53,133
DRUGS AND MEDICINES (excluding CHEMICALS AND NARCOTICS) . value	—	—	—	—	—	425	679	994	557	4,159
FRUITS AND VEGETABLES . "	—	—	—	—	—	..	3,975	9,538	507	897
IVORY— Unmanufactured . . lb	420	1,948	3,606	3,256	6,115	106	707	1,773	1,422	3,180
METALS AND ORES . . tons	10	11	18	15	..	262	1,025	1,837	964	..
SEEDS cwt	14,069	5,095	7,463	1,083	4,944	8,093	5,001	6,918	1,047	6,068
SHELLS AND COWRIES— Cowries "	8,741	10,261	8,745	2,007	928	2,265	2,615	2,288	395	247
Shells value	—	—	—	—	—	237	964	403	225	109
Total Shells and Cowries . .	—	—	—	—	—	2,552	3,579	2,691	623	356
TEXTILES— Cotton— Raw cwt	636	1,491	..
Jute— Raw tons	1,107	17,963	..
ARTICLES IMPORTED BY POST . . . value	—	—	—	—	—	35	29	99	51	749
ALL OTHER ARTICLES OF MERCHANDISE . . . "	—	—	—	—	—	1,163	2,370	2,234	1,327	3,622
GRAND TOTAL . . . "	—	—	—	—	—	94,842	76,912	35,974	39,092	71,7613

PORTUGUESE EAST AFRICA—continued

EXPORTS THERETO

INDIAN MERCHANDISE

ARTICLES	QUANTITY					VALUE				
	1914-15	1915-16	1916-17	1917-18	1918-19	1914-15	1915-16	1916-17	1917-18	1918-19
APPAREL (INCLUDING DRESS, UNIFORMS, ACCOUTREMENTS, BUT EXCLUDING HOSIERY AND BOOTS AND SHOES) value	—	—	7	—	—	8,563	1,951	2,459	1,905	908
CANDLES OF ALL KINDS lb	4,062	60	1,120	62,260	115,359	84	1	100	1,557	3,116
COIR, MANUFACTURED (EXCLUDING ROPE) cwt	2,703	2,586	2,614	837	3,811	3,003	3,493	3,474	1,117	5,021
CORDAGE AND ROPE OF VEGETABLE FIBRE (excluding jute and cotton) "	233	54	155	314	346	567	121	534	458	823
DYEING AND TANNING SUBSTANCES "	222	250	181	306	432	105	239	220	568	582
FISH (EXCLUDING CANNED FISH)—Fish, dry, unsalted "	544	643	859	377	104	617	791	1,029	428	194
FRUITS AND VEGETABLES value	—	—	—	—	—	483	656	730	354	770
GRAIN, PULSE, AND FLOUR—Jawār and bājra cwt	4,953	5,380	7,337	3,746	1,051	1,876	2,233	2,966	1,604	663
Pulse "	4,808	3,697	1,810	3,490	1,050	2,546	2,237	1,185	2,296	740
Rice, not in the husk "	117,259	70,154	100,096	428,725	500,559	53,033	84,927	46,866	214,933	360,324
Wheat flour "	2,876	681	18,851	17,289	1,046	1,604	410	12,182	11,416	803
Other sorts "	614	307	1,373	695	520	318	141	685	405	382
Total Grain, Pulse, and Flour "	130,510	80,219	129,476	453,895	664,220	59,437	39,943	63,834	230,014	362,912
MACHINERY AND MILLWORK value	—	—	—	—	—	139	241	83	187	767
OILS MINERAL—Kerosine. gals.	24,800	1,627
OILS—Vegetable, non-essential—Castor gals.	18,162	13,819	6,369	20,363	..	1,476	1,232	625	2,833	..
Linseed "	9	2,465	1	659
Other sorts "	3,029	1,613	171	234	45	454	201	23	34	7
Total Vegetable, non-essential "	21,200	15,432	5,540	20,597	2,510	1,931	1,433	548	2,867	676
Other kinds "	135	104	114	..	41	85	107	71	..	21
Total Oils "	21,335	15,626	5,654	20,597	27,351	2,016	1,540	619	2,867	2,314
PARAFFIN WAX cwt	3,505	..	19,530	21,000	70,480	5,024	..	29,621	31,850	166,695
PROVISIONS AND OILMAN'S STORES—Ghi lb	65,460	39,243	18,925	62,374	812,228	2,879	1,764	890	3,493	18,788
Other sorts of provisions value	—	—	—	—	—	998	998	602	710	366
Total Provisions and Oilman's stores "	—	—	—	—	—	3,877	2,762	1,492	4,203	18,554
SEEDS cwt	614	1,086	715	513	739	785	1,271	1,076	905	1,484
SPECIMENS ILLUSTRATIVE OF NATURAL SCIENCE value	—	—	—	—	—	..	3	506
SPICES lb	40,223	70,093	30,912	43,122	79,968	791	1,510	540	1,089	2,145
SUGAR cwt	350	339	397	230	2,574	336	410	505	334	3,238
TEA, BLACK lb	20,426	56,423	51,584	86,316	201,663	1,297	2,731	2,865	4,136	10,146
" GREEN "	896	51,825	58	2,786
Total Tea "	20,426	56,423	51,584	87,212	253,488	1,297	2,731	2,865	4,194	12,932
TEXTILES—Cotton—Raw cwt	619	..	210	22	7	901	..	273	91	20
Manufactures—Handkerchiefs and shawls in the piece no.	13,884	15,312	28,704	5,044	5,034	382	202	593	284	129
Hosiery value	—	—	—	—	—	2,552	3,030	2,453	730	800
Piece goods—Grey (unbleached) yards	4,266,945	5,006,768	7,975,876	3,433,876	4,995,062	39,623	47,753	61,822	45,346	111,070
White (bleached) "	1,900	11,100	21,240	48,928	458,247	20	171	311	679	9,140
Coloured, printed, or dyed "	357,535	428,156	1,111,215	261,478	931,268	4,257	5,528	14,115	4,506	27,282
Total Piece goods "	4,626,330	6,046,024	9,108,331	3,794,282	6,384,577	43,900	53,452	76,248	50,531	148,492
Thread, sewing lb	10,980	31,398	50,519	13,301	22,797	1,104	1,489	3,449	1,171	1,338
Other sorts of manufactures value	—	—	—	—	—	458	1,528	3,165	4,877	21,974
Total cotton manufactures (including twist and yarn) "	—	—	—	—	—	48,396	59,701	105,908	57,593	172,684

No. 13—continued
 PORTUGUESE EAST AFRICA—continued

EXPORTS THERETO—continued

INDIAN MERCHANDISE—continued

ARTICLES	QUANTITY					VALUE				
	1914-15	1915-16	1916-17	1917-18	1918-19	1914-15	1915-16	1916-17	1917-18	1918-19
						£	£	£	£	£
TEXTILES—continued										
Flax manufactures . . . value	—	—	—	—	—	6,400
Jute—										
Manufactures—										
Gunny bags . . . no.	6,848,045	8,141,750	1,080,800	1,616,100	2,368,000	152,267	72,611	26,730	44,021	90,407
„ cloth . . . yards	123,900	68,000	84,100	181,000	101,000	1,448	1,070	1,451	2,638	2,854
Rope and twine . . . cwt	619	1,864	1,020	659	1,801	1,094	2,178	1,544	1,950	5,238
Other kinds . . . value	—	—	—	—	—	..	20	..	150	..
Total Jute manufactures. „	—	—	—	—	—	154,709	75,876	29,725	48,472	98,400
UMBRELLAS, INCLUDING PARASOLS AND SUNSHADES no.	10,982	10,524	10,464	240	5,640	942	747	1,024	40	830
WOOD AND TIMBER—										
Timber, other than Railway sleepers—										
Teak wood . . . cubic tons	240	201	84	132	..	8,406	8,868	875	1,805	..
ARTICLES EXPORTED BY POST . . . value	—	—	—	—	—	484	450	795	2,204	707
ALL OTHER ARTICLES OF MERCHANDISE . . . „	—	—	—	—	—	2,127	2,419	2,952	2,402	4,058
GRAND TOTAL . . . „	—	—	—	—	—	298,809	200,753	250,242	395,317	806,408

FOREIGN MERCHANDISE

ARTICLES	QUANTITY					VALUE				
	1914-15	1915-16	1916-17	1917-18	1918-19	1914-15	1915-16	1916-17	1917-18	1918-19
						£	£	£	£	£
APPAREL (INCLUDING DRA- PERTY, UNIFORMS, ACCOU- TREMENTS, BUT EXCLUDING HOSIERY AND BOOTS AND SHOES) . . . value	—	—	—	—	—	526	551	487	540	655
ARMS, AMMUNITIONS, AND MILITARY STORES . . . „	—	—	—	—	—	..	1,000	318
CUTLERY . . . „	—	—	—	—	—	1,230	410	302	88	51
DRUGS AND MEDICINES . . . „	—	—	—	—	—	414	300	270	322	807
EARTHENWARE AND POR- CELAIN (EXCLUDING PIPPS OF EARTHENWARE) „	—	—	—	—	—	211	109	978	686	1,670
FRUITS AND VEGETABLES . . . „	—	—	—	—	—	326	261	476	341	2,734
GLASS AND GLASSWARE . . . „	—	—	—	—	—	983	1,705	2,762	992	1,462
GRAIN, PULSE, AND FLOUR—										
Rice, net in the husk . . . cwt	13,298	13,502	20,121	17,248	74	7,533	7,943	12,539	10,606	53
HARDWARE (EXCLUDING CUTLERY, AND ELECTRO- PLATED WARE) . . . value	—	—	—	—	—	987	1,374	2,344	390	2,053
MATCHES . . . (gross of boxes)	8,875	17,950	7,825	14,075	10,175	575	1,101	574	1,303	1,770
SHIPS, PARTS OF (INCLUDING LAUNCHES AND BOATS) . . . value	—	—	—	—	—	967	..
STATIONERY (EXCLUDING PAPER) . . . „	—	—	—	—	—	256	452	700	331	1,198
SUGAR cwt	604	51	728	212	509	307	34	807	280	607
TEA, BLACK lb	8,861	10,182	4,036	8,740	12,075	306	484	201	434	678
„ GREEN „	243	124	1,100	3,000	24,842	14	7	67	191	1,545
Total Tea „	9,104	10,306	5,136	12,340	37,517	410	491	268	625	2,223

PORTUGUESE EAST AFRICA
MADAGASCAR

(388)

No. 13—continued

PORTUGUESE EAST AFRICA—concluded

EXPORTS THERETO—concluded

FOREIGN MERCHANDISE—continued

ARTICLES	QUANTITY					VALUE				
	1914-15	1915-16	1916-17	1917-18	1918-19	1914-15	1915-16	1916-17	1917-18	1918-19
TEXTILES—						£	£	£	£	£
Cotton—										
Manufactures—										
Piece goods—										
Grey (unbleached) yards	85,723	147,065	282,010	114,610	118,553	1,148	1,657	3,275	1,811	3,441
White (bleached) . . .	224,510	321,784	336,883	156,118	186,708	3,458	5,379	6,640	3,099	5,367
Coloured, printed, or dyed . . .	1,355,169	1,240,546	1,084,481	397,637	439,456	17,786	18,222	18,707	8,521	13,010
Fente of all descrip- tions . . .	560	13
Total Piece goods . . .	1,665,962	1,709,395	1,683,374	668,365	727,717	22,405	25,258	28,631	13,431	22,718
Handkerchiefs and shawls in the piece . . . no.	20,804	20,820	138,536	13,393	3,084	153	202	2,062	363	77
Hosiery . . . value	—	—	—	—	—	4,366	5,804	9,973	3,863	9,672
Thread, sewing . . . lb	9,541	10,158	17,602	13,533	12,164	629	739	1,311	1,184	1,497
Other sorts of manufac- tures . . . value	—	—	—	—	—	103	1,353	1,867	1,056	927
Total Cotton manufactures (including twist and yarn) . . .	—	—	—	—	—	27,656	36,646	43,844	19,897	34,801
Hoberdashery and Millinery . . .	—	—	—	—	—	1,738	414	465	163	956
Silk—										
Manufactures—										
Silk piece goods . . . yards	16,752	41,577	24,808	1,836	16,995	855	1,746	1,716	158	1,703
Other sorts . . . value	—	—	230	—	—	20
Total Silk manufactures . . .	—	—	—	—	—	855	1,746	1,736	158	1,703
Woollen manufactures . . .	—	—	—	—	—	406	380	891	77	18
Tobacco . . . lb.	412	..	3,300	33	..	2,156
UMBRELLAS, (INCLUDING PARASOLS AND SUN- SHADES) . . . no.	10,632	4,800	7,563	420	3,852	828	348	703	53	286
ARTICLES RE-EXPORTED BY POST . . . value	—	—	—	—	—	26	90	531	1,075	797
ALL OTHER ARTICLES OF MERCHANDISE . . .	—	—	—	—	—	1,699	2,307	3,423	1,820	5,023
GRAND TOTAL . . .	—	—	—	—	—	47,155	57,662	75,074	40,808	61,111
GRAND TOTAL OF INDIAN AND FOREIGN MER- CHANDISE . . .	—	—	—	—	—	341,024	258,415	325,316	436,125	367,609

MADAGASCAR

IMPORTS THEREFROM

ARTICLES	QUANTITY					VALUE				
	1914-15	1915-16	1916-17	1917-18	1918-19	1914-15	1915-16	1916-17	1917-18	1918-19
DYEING AND TANNING SUBSTANCES . . . value	—	—	—	—	—	1,027	..
HIDES AND SKINS, RAW—										
Hides, raw . . . { cwt and no	700	1,633	..
ARTICLES IMPORTED BY POST value	—	—	—	—	—	50	23	18
ALL OTHER ARTICLES OF MERCHANDISE . . .	—	—	—	—	—	751	437	589	301	466
GRAND TOTAL . . .	—	—	—	—	—	801	460	589	2,961	484

No. 13—continued
MADAGASCAR—continued
EXPORTS THERETO

INDIAN MERCHANDISE

ARTICLES	QUANTITY					VALUE				
	1914-15	1915-16	1916-17	1917-18	1918-19	1914-15	1915-16	1916-17	1917-18	1918-19
BOOTS AND SHOES . . . pairs	284	264	1,873	£ 23	£ 60	£ 504
GRAIN, PULSE, AND FLOUR—										
Pulse cwt	18	122	126	1,945	524	11	61	66	980	347
Other sorts "	19	51	304	769	832	8	29	182	300	502
Total Grain, Pulse, and Flour "	37	173	430	2,714	1,356	19	90	248	1,340	849
OILS—										
Kerosene gals.	11,400	32,000	400	2,117
Sesamum (oil or jinjil). . . "	120	1,418	3,846	9,526	9,452	18	135	457	1,347	1,432
Others "	155	1,300	377	3,196	1,301	37	173	60	433	172
Total Oils "	275	2,808	4,223	24,122	42,753	50	308	517	2,170	3,721
PROVISIONS AND OILMAN'S STORES—										
Ghi lb	..	1,120	3,892	29,799	29,390	..	53	181	1,814	2,430
Other sorts value	4	43	47	206	543
Total Provisions and Oilman's stores "	4	96	228	2,020	2,972
SOAP cwt	203	1,350	1,445	100	1,382	1,297
SPICES "	2,464	5,940	4,833	4,116	22,008	41	97	89	32	567
SUGAR "	78	135	135	77	1,161	186
TEXTILES—										
Cotton—										
Manufactures—										
Piece goods—										
Grey (unbleached) . . . yards	..	76,450	814,893	374,764	168,387	..	706	10,334	10,865	4,685
White (bleached) . . . "	14,000	47,012	90	305	1,432	5
Coloured, printed, or dyed "	1,880	112,200	881,302	509,250	37,251	60	904	12,737	11,882	1,049
Total Piece goods "	1,880	188,650	1,710,195	931,026	205,728	60	1,610	23,370	23,959	5,739
Other sorts value	128	26	263	25	227
Total cotton manufactures "	188	1,636	23,639	23,984	6,066
Jute—										
Manufactures—										
Gunny bags no.	727,700	1,012,200	1,273,200	745,800	1,534,575	18,583	20,168	28,044	16,120	51,611
UMBRELLAS INCLUDING PARASOLS AND SUNSHADES no.	4,080	12,006	7,167	410	1,425	877
ALL OTHER ARTICLES OF MERCHANDISE value	240	665	995	1,415	1,796
GRAND TOTAL "	14,075	23,055	54,436	51,764	70,346

FOREIGN MERCHANDISE

ARTICLES	QUANTITY					VALUE				
	1914-15	1915-16	1916-17	1917-18	1918-19	1914-15	1915-16	1916-17	1917-18	1918-19
CERAMIC AND PORCELAIN (EXCLUDING PIPES OF BATH-TUBWARE)						£	£	£	£	£
Ceramic value	11	87	319	1,777	1,117
Glass and glassware "	46	242	486	670
Hardware, excluding cutlery and electro-plated ware "	75	119	693	456	1,117
Matches (gross of boxes)	..	775	4,225	1,500	7,400	..	67	333	133	989
METALS AND ORES—										
Iron or steel—										
Nails, rivets, and washers . . . tons	..	2	11	1	14	..	40	347	33	518
Other sorts "	1	13	..	124
Total Iron or steel "	..	2	11	1	15	..	40	360	33	642
OILS—										
Mineral—										
Kerosene gals.	4,878	12,111	29,827	4,000	..	197	494	1,460	333	..
Other sorts "	..	6	180	1	30
Total Oils "	4,878	12,117	30,007	4,000	..	197	495	1,490	333	..
PROVISIONS AND OILMAN'S STORES cwt	..	3	8	108	91	3	11	22	501	261
SOAP "	411	247	542	1,693	1,253	381	268	851	2,859	2,993
TEXTILES—										
Cotton—										
Manufactures—										
Handkerchiefs and shawls in the piece no.	..	38,400	48,800	480	610	2,222	104
Hosiery value	10	163	1,300
Piece goods—										
Grey (unbleached) . . . yards	800	10,150	405,142	257,100	195,700	13	160	0,262	6,998	5,060
White (bleached) . . . "	17,053	47,444	186,153	25,183	19,227	386	586	3,273	664	579
Coloured, printed, or dyed "	27,600	197,458	722,100	541,010	159,925	449	3,135	11,112	9,556	4,880
Ferts of all descriptions "	3,851	133	..
Total piece goods "	45,453	255,052	1,373,395	827,144	365,852	848	3,881	20,647	17,321	10,519
Other sorts of manufactures value	100	32	40	40
Total Cotton manufactures (including twist and yarn) "	858	4,024	22,649	19,583	10,663
UMBRELLAS, INCLUDING PARASOLS AND SUNSHADES no.	3,900	10,140	3,595	387	1,124	383
ALL OTHER ARTICLES OF MERCHANDISE value	189	169	634	1,322	1,770
GRAND TOTAL "	1,714	5,876	27,800	23,607	20,515
GRAND TOTAL OF INDIAN AND FOREIGN MERCHANDISE "	15,789	28,931	82,326	80,371	90,861

REUNION
IMPORTS THEREFROM

ARTICLES	QUANTITY					VALUE				
	1914-15	1915-16	1916-17	1917-18	1918-19	1914-15	1915-16	1916-17	1917-18	1918-19
ARTICLES IMPORTED BY POST	—	—	—	—	—	£ 418	£ 537	£ 741	£ 450	£ 405
TOTAL VALUE	—	—	—	—	—	418	537	741	450	405

EXPORTS THERETO

INDIAN MERCHANDISE

ARTICLES	QUANTITY					VALUE				
	1914-15	1915-16	1916-17	1917-18	1918-19	1914-15	1915-16	1916-17	1917-18	1918-19
CANDLES OF ALL KINDS . lb	21,000	£ ..	£ ..	£ ..	£ ..	£ 033
FISH (EXCLUDING CANNED FISH) . cwt	72	91	403	30	800	54	70	595	31	577
GRAIN, PULSE, AND FLOUR—										
Gram	1,572	3,556	2,604	1,487	1,569	650	1,619	1,339	787	828
Lentils (a)	—	—	—	—	4,378	—	—	—	—	2,837
Pulse	2,036	4,341	4,806	2,355	2,771	874	1,068	2,753	1,233	1,914
Rice, not in the husk	478	..	47,535	24	40	221	..	21,401	18	44
Other sorts	106	89	278	52	50	54	33	150	31	41
Total Grain, Pulse, and Flour	4,189	7,970	55,313	3,918	9,108	1,799	3,629	25,648	2,119	5,064
OILS . gals.	264	3,385	7,435	747	42,462	34	472	740	112	2,838
PROVISIONS AND OIL-MAN'S STORES . value	—	—	—	—	—	146	154	765	..	643
TEXTILES—										
Cotton Manufactures—										
Piece goods—										
Grey, unbleached . yards	233,500	..	228,850	3,202	..	7,867
White, bleached	4,300	160
Coloured, printed, or dyed	467,341	39,200	316,480	6,055	973	13,953
Total Piece goods . yards	703,341	39,200	1,080,130	10,157	973	21,980
Jute manufactures—										
Gunny bags no	..	15,000	550,000	..	362	22,467
ALL OTHER ARTICLES OF MERCHANDISE . value	—	—	—	—	—	82	284	733	203	1,077
GRAND TOTAL	—	—	—	—	—	2,116	4,980	38,573	3,443	50,174

FOREIGN MERCHANDISE

ARTICLES	QUANTITY					VALUE				
	1914-15	1915-16	1916-17	1917-18	1918-19	1914-15	1915-16	1916-17	1917-18	1918-19
TEXTILES—										
Cotton Manufactures—										
Hosiery value	—	—	—	—	—	1,073	..	1,045
Piece goods yards	9,000	..	340,036	6,000	89,856	120	..	9,076	100	8,504
ALL OTHER ARTICLES OF MERCHANDISE . value	—	—	—	—	—	146	175	2,608	630	1,071
GRAND TOTAL	—	—	—	—	—	266	175	12,757	730	5,620
GRAND TOTAL OF INDIAN AND FOREIGN MERCHANDISE . value	—	—	—	—	—	2,381	5,155	51,330	4,223	61,794

MAURITIUS AND DEPENDENCIES

IMPORTS THEREFROM

ARTICLES	QUANTITY					VALUE				
	1914-15	1915-16	1916-17	1917-18	1918-19	1914-15	1915-16	1916-17	1917-18	1918-19
COAL, COKE AND PATENT FUEL—										
Coal tons	..	609	310	£ ..	£ 798	£ ..	£ ..	£ 1,240
METALS AND ORES—										
Brass, Bronze, and similar alloys—										
Wrought cwt	753	103	86	255	2	1,864	423	100	834	4
Copper—										
Old, for re-manufacture	303	20	..	124	..	857	69	..	469	..
Others	517	360	150	231	..	534	639	534	477	..
Total Metals (excluding ores) tons	70	27	12	30	..	3,305	1,136	733	1,780	4

(a) Separately recorded from April, 1913

No. 13—continued

MAURITIUS AND DEPENDENCIES—continued

IMPORTS THEREFROM—continued

ARTICLES	QUANTITY					VALUE				
	1914-15	1915-16	1916-17	1917-18	1918-19	1914-15	1915-16	1916-17	1917-18	1918-19
						£	£	£	£	£
SUGAR—										
Sugar, 16 Dutch Standard and above . cwt	1,031,112	1,279,024	452,460	639,847	1,543,606	1,133,509	1,355,745	532,393	716,386	1,704,370
" 15 Dutch standard and below . "	3,248	108,309	408	3,037	..	1,731	58,129	302	1,903	..
Molasses . "	83,128	..	43,405	11,310	..	16,096	..	8,092	1,287	..
Total Sugar . "	1,717,488	1,388,233	502,363	654,254	1,543,606	1,152,236	1,413,874	547,387	729,271	1,704,370
ARTICLES IMPORTED BY POST . . . value	—	—	—	—	—	204	542	320	192	422
ALL OTHER ARTICLES OF MERCHANDISE . "	—	—	—	—	—	1,983	2,657	1,522	1,212	1,237
GRAND TOTAL . "	—	—	—	—	—	1,157,728	1,418,907	549,062	723,455	1,707,273

EXPORTS THERETO

INDIAN MERCHANDISE

ARTICLES	QUANTITY					VALUE				
	1914-15	1915-16	1916-17	1917-18	1918-19	1914-15	1915-16	1916-17	1917-18	1918-19
						£	£	£	£	£
ANIMALS, LIVING . . . no.	20	..	3	600	..	33
APPAREL (INCLUDING DRAPERY, UNIFORMS, ACCOUTREMENTS, BUT EXCLUDING HOSIERY AND BOOTS AND SHOES) . value	—	—	—	—	—	1,298	3,005	2,306	806	505
BOOKS, PRINTED, AND PRINTED MATTER (NOT BEING STATIONERY), INCLUDING MAPS AND CHARTS . cwt	12	45	145	29	11	153	412	528	346	73
CANDLES OF ALL KINDS . lb	186,691	52,957	163,227	186,560	184,810	3,649	1,020	3,106	3,629	4,292
CHEMICALS AND CHEMICAL PREPARATIONS (EXCLUDING CHEMICAL MANURES AND MEDICINES)—Potassium compounds—Saltpetre . . . cwt	27,190	4,495	6,395	4,700	..	22,294	4,286	8,257	6,197	..
Other sorts of chemicals value	—	—	—	—	—	60	70	74	944	2,822
Total Chemicals . "	—	—	—	—	—	22,354	4,356	8,331	7,141	2,822
COAL, COKE, AND PATENT FUEL . tons	..	2,317	620	1,669	413
COFFEE . . . cwt	1,401	939	114	2,380	547	4,177	2,923	384	8,390	2,459
COIR, UNMANUFACTURED . "	219	880	104	52	..	137	744	51	28	..
COIR, MANUFACTURED (EXCLUDING ROPE) . "	1,126	727	1,923	424	896	1,004	637	1,038	365	875
CORDAGE AND ROPE OF VEGETABLE FIBRE (EXCLUDING JUTE AND COTTON) . "	893	1,227	1,154	932	267	1,300	1,803	1,575	1,389	457
DRUGS AND MEDICINES (EXCLUDING CHEMICALS AND NARCOTICS) . value	—	—	—	—	—	2,978	1,816	2,316	2,777	17
DYEING AND TANNING SUBSTANCES—Turmeric . . . cwt	2,312	2,156	2,176	3,005	733	1,798	1,364	2,386	4,150	1,603
Other sorts . . . "	121	48	71	7	..	162	80	97	10	..
Total Dyeing and Tanning Substances . "	2,433	2,204	2,247	3,012	733	1,960	1,944	2,483	4,178	1,603
FISH (EXCLUDING CANNED FISH)—Fish, dry, unsalted . "	4,407	3,471	6,707	109	1,847	4,799	4,545	7,598	183	3,336
Fish, dry, salted . "	38	100	720	169	771	51	90	845	233	2,117
FENNER, BRAN, AND POLLARDS (EXCLUDING OILCAKE) . value	—	—	—	—	—	11,248	6,759	9,019	3,199	191

No. 13—*continued*
 MAURITIUS AND DEPENDENCIES—*continued*
 EXPORTS THERETO—*continued*

INDIAN MERCHANDISE—*continued*

ARTICLES	QUANTITY					VALUE				
	1914-15	1915-16	1916-17	1917-18	1918-19	1914-15	1915-16	1916-17	1917-18	1918-19
FRUITS AND VEGETABLES—						£	£	£	£	£
Fresh Fruits and Vegetables . . . value	—	—	—	—	—	1,551	332	368	13	..
Fruits and vegetables: dried, salted, or preserved, all sorts . . . cwt	1,844	1,558	2,120	1,550	449	1,219	684	926	984	189
Total Fruits and Vegetables . . . value	—	—	—	—	—	2,770	1,016	1,294	997	189
GLASS AND GLASSWARE . . .	—	—	—	—	—	92	945	435	1,998	..
GRAIN, PULSE, AND FLOUR—										
Barley cwt	231	2,092	96	1	23	78	1,002	58	1	19
Gram "	35,494	24,215	39,935	29,004	15,456	12,525	9,240	16,286	12,674	10,296
Lentils (a) "	—	—	—	—	23,381	—	—	—	—	17,368
Oats "	8,551	16,870	6,526	4,736	..	3,391	7,759	3,099	2,379	..
Pulse (b) "	142,081	78,381	118,982	133,860	48,510	64,749	39,429	65,076	77,472	29,732
Rice, not in the husk . . . "	1,381,392	755,264	1,106,038	911,048	844,966	588,260	350,286	503,950	383,007	300,218
Wheat flour "	135,710	155,866	221,959	121,715	27,639	78,181	92,047	120,047	83,285	27,655
Other sorts "	284	461	189	489	83	97	323	99	299	52
Total Grain, Pulse, and Flour . . .	1,703,743	1,033,149	1,494,002	1,276,350	980,028	747,281	499,986	712,224	559,094	445,334
HARDWARE AND CUTLERY, INCLUDING PLATEWARE . value	—	—	—	—	—	114	241	680	15	..
LEATHER—										
Hides and Skins, tanned or dressed . . . (no.)	97	204	46	48	..	1,118	2,311	92	1,143	..
Manufactures value	—	—	—	—	—	1	872
MANURES tons	..	30	..	50	3	..	217	..	1,509	63
METALS AND ORBS. "	7	12	21	645	1,852	1,360	5	..
OILS—										
Vegetable, non-essential—										
Castor gals.	104,654	118,696	81,817	77,541	17,069	10,022	9,992	8,225	8,675	2,286
Groundnut "	151,578	134,624	98,711	130,230	68,938	15,165	11,816	9,742	17,070	10,057
Mustard or rape "	205,989	220,077	245,109	203,990	109,481	23,898	23,406	27,764	23,921	23,240
Sesamum (Hil or Jinjili) . . . "	3,574	4,522	37,949	3,208	15,327	478	595	4,780	415	3,371
Other sorts "	906	1,895	3,775	1,250	900	130	228	671	293	125
Total Vegetable, non-essential . . .	466,701	430,714	467,361	416,214	242,715	49,683	46,097	51,192	50,374	48,588
Other kinds "	..	12	10
Total Oils "	466,701	430,726	467,361	416,214	242,715	49,683	46,107	51,192	50,374	48,588
ORIVM (cheats =cwt)	23 =33	65 =95	120 =175	15 =22	42 =61	2,885	7,308	21,680	3,230	9,221
PAPER AND PASTE BOARD . value	—	—	—	—	—	15	2	16	1,030	..
PROVISIONS AND OILMAN'S STORES—										
Butter lb	600	600	200	12,290	..	30	29	10	797	..
Ghi "	241,764	287,128	306,188	316,244	107,859	9,524	11,418	12,733	16,491	6,899
Lard "	25,940	24,364	15,120	9,072	33,834	555	604	368	220	1,245
Other sorts of provisions value	—	—	—	—	—	241	283	171	143	156
Total Provisions and Oilman's stores . . .	—	—	—	—	—	10,350	12,334	13,282	17,651	8,299
SEEDS—										
OIL-SEEDS—										
Essential—										
Coriander cwt	2,415	2,359	2,517	2,191	1,018	1,247	1,768	1,834	1,511	902
Cammin "	457	321	511	863	136	1,037	1,040	1,609	3,018	504
Other sorts "	397	238	390	748	161	332	245	450	756	210
Total seeds, essential "	3,269	2,918	3,418	3,802	1,305	2,616	3,053	3,893	5,285	1,616

(a) Separately recorded from April, 1918
 (b) Includes figures of "Lentils" prior to April, 1918

No. 13—continued
 MAURITIUS AND DEPENDENCIES—continued
 EXPORTS THERE TO—continued

INDIAN MERCHANDISE—concluded

ARTICLES	QUANTITY					VALUE				
	1914-15	1915-16	1916-17	1917-18	1918-19	1914-15	1915-16	1916-17	1917-18	1918-19
						£	£	£	£	£
SEEDS—continued										
Oil seeds—continued										
Vegetable, non-essential—										
Mustard . . . cwt	1,007	479	607	611	233	641	300	344	328	182
Other sorts . . . "	1,878	808	754	1,387	674	909	492	543	1,042	621
Total seeds, non-essential . . . "	2,885	1,287	1,361	1,998	907	1,550	792	887	1,370	803
Other than oil-seeds . . . "	53	48	148	60	27	31	27	81	45	20
Total Seeds . . . "	6,207	4,253	4,927	5,860	2,230	4,197	3,872	4,861	6,700	2,430
SOAP . . . cwt	2	5	1,218	10	1,411	3	4	1,598	20	1,771
SPICES—										
Betelnuts . . . lb	34,534	21,357	41,626	77,056	12,516	403	221	577	1,200	185
Chillies . . . "	244,808	318,994	250,312	263,415	140,148	2,150	2,072	2,319	2,920	1,965
Pepper . . . "	55,283	34,705	41,111	123,208	35,336	1,132	808	1,017	3,755	1,080
Other sorts . . . "	23,506	41,899	28,138	20,290	1,418	452	660	419	474	74
Total Spices . . . "	358,128	416,955	361,187	444,678	189,418	4,137	4,656	4,332	8,340	3,304
TEA, BLACK . . . "	47,128	50,598	48,983	16,632	12,132	1,498	1,829	1,741	565	491
TEXTILES—										
Cotton—										
Twist and yarn . . lbs	3,360	4,636	4,873	11,221	1,200	180	230	152	547	107
Manufactures—										
Hosiery . . . value	—	—	—	—	—	250	1,248	60	16	2,903
Piece goods—										
Grey (unbleached) . yards	1,751,442	2,556,302	2,012,780	2,479,000	2,177,020	16,000	23,024	17,299	50,351	52,229
White (bleached) . . "	6,800	16,016	4,774	104,830	352,860	125	520	138	2,005	11,019
Coloured, printed, or dyed . . . "	592,031	1,501,007	629,168	834,326	3,139,005	8,320	20,575	10,871	21,094	109,800
Total Piece goods . . . "	2,350,073	4,073,324	2,646,707	3,419,646	5,668,885	24,445	44,119	28,308	74,050	173,048
Other sorts of manufactures . value	—	—	—	—	—	91	509	982	496	153
Total Cotton manufactures (including twist and yarn) . . . "	—	—	—	—	—	24,966	46,101	29,592	75,108	176,218
Jute—										
Manufactures—										
Gunny bags . . . no.	3,668,000	3,797,700	5,019,100	2,094,000	2,783,000	93,201	93,294	135,809	58,422	97,048
Rope and twine . . cwt	1,027	954	1,094	381	185	1,407	1,213	1,382	573	620
Other kinds . . . value	—	—	—	—	—	131	397	89	43	64
Total Jute manufactures . . . "	—	—	—	—	—	94,739	94,904	137,230	59,088	97,732
TOBACCO . . . lb	18,538	18,289	10,196	3,392	17,098	646	582	773	443	616
UMBRELLAS, INCLUDING PARASOLS AND SUNSHADES . . . no.	3,936	4,920	3,840	3,700	14,964	661	448	433	798	2,762
WOOD AND TIMBER—										
Timber, other than railway sleepers—										
Teak wood . . . cubic tons	380	359	180	2,199	2,546	7,440
Manufactures of wood (other than furniture and cabinetware) . value	—	—	—	—	—	2,773	680	52	43	8
ARTICLES EXPORTED BY POST . . . "	—	—	—	—	—	3,503	6,611	23,027	5,580	6,492
ALL OTHER ARTICLES OF MERCHANDISE . . . "	—	—	—	—	—	1,099	3,618	3,273	2,147	1,232
GRAND TOTAL . . . "	—	—	—	—	—	1,011,083	769,903	1,053,291	828,491	823,510

MAURITIUS AND DEPENDENCIES—concluded

EXPORTS THERETO—concluded

ARTICLES	QUANTITY					VALUE				
	1914-15	1915-16	1916-17	1917-18	1918-19	1914-15	1915-16	1916-17	1917-18	1918-19
						£	£	£	£	£
APPAREL (INCLUDING DIAPERS, UNIFORMS, AND ACCOUTREMENTS, BUT EXCLUDING HOSIERY AND BOOTS AND SHOES) . value	—	—	—	—	—	150	1,372	385	65	221
CANDLES OF ALL KINDS . lb	—	224	2,312	7,876	24,320	—	10	53	159	1,019
CHEMICALS AND CHEMICAL PREPARATIONS (excluding CHEMICAL MANURES AND MEDICINES) . value	—	—	—	—	—	3	10	26	401	584
DRUGS AND MEDICINES (EXCLUDING CHEMICALS AND NARCOTICS) . "	—	—	—	—	—	663	774	1,250	844	274
EARTHENWARE AND PORCELAIN (EXCLUDING PIPES OF EARTHENWARE) . "	—	—	—	—	—	308	1,145	1,784	1,250	4,908
FRUITS AND VEGETABLES . "	—	—	—	—	—	269	248	593	925	117
GLASS AND GLASSWARE . "	—	—	—	—	—	410	2,208	3,934	2,251	1,257
GRAIN, PULSE, AND FLOUR—Rice, not in the husk . cwt	150	500	2,522	51	—	87	314	1,435	80	—
HARDWARE (EXCLUDING CUTLERY AND ELECTROPLATED WARE) . value	—	—	—	—	—	609	2,018	1,106	87	239
MATCHES . gross of boxes	—	26,550	3,600	—	—	—	1,785	237	—	—
MATS AND MATTING (EXCEPT COIR AND RUBBER) . sq. yards	5,712	18,176	3,532	870	10,741	103	647	132	72	667
METALS AND ORES . tons	12	55	110	15	11	409	1,621	3,608	542	2,044
OIL-CLOTH AND FLOOR-CLOTH . sq. yards	—	1,080	7,081	—	—	—	75	557	—	—
PAPER AND PASTE BOARD . value	—	—	—	—	—	37	84	3,065	4,212	1,919
PROVISIONS AND OILMAN'S STORES . cwt	121	772	162	574	360	108	523	122	758	1,083
SOAP . "	—	38	5,974	698	314	—	46	8,225	1,335	820
STATIONERY (EXCLUDING PAPER) . value	—	—	—	—	—	175	463	1,024	425	826
TEXTILES—										
Cotton—										
Manufactures—										
Hosiery . "	—	—	—	—	—	215	3,120	1,055	768	7,077
Piece goods—										
Grey (unbleached) yards	221,744	198,474	95,070	245,420	415,300	2,508	2,844	1,320	5,581	15,363
White (bleached) . "	317,056	506,665	256,944	478,374	795,874	3,583	6,309	3,940	13,083	22,694
Coloured, printed, or dyed . "	658,467	1,536,364	614,812	324,970	479,363	10,334	25,510	14,268	12,812	22,348
Total Cotton Piece goods . "	1,197,267	2,241,503	966,826	1,048,764	1,690,537	16,923	34,663	19,528	32,081	60,405
Other sorts of manufactures . value	—	—	—	—	—	201	1,684	406	188	737
Total Cotton manufactures (including twist and yarn) . "	—	—	—	—	—	17,339	36,467	20,989	33,087	69,219
Flax—										
Manufactures—										
Canvas . yards	—	—	—	—	1,000	—	—	—	—	533
Haberdasery and Milliner . yards	—	—	—	—	—	369	563	309	86	151
Silk manufactures . value	—	—	—	—	—	252	920	1,645	1,169	2,460
Woolen manufactures . "	—	—	—	—	—	60	9,561	2,404	240	533
TOYS AND REQUISITES FOR GAMES AND SPORTS (INCLUDING FISHING TACKLE, OTHER THAN FIREARMS) . "	—	—	—	—	—	2	136	333	133	544
UMBRELLAS, INCLUDING PARASOLS AND SUNSHADES . no.	4,080	10,830	8,904	11,160	1,805	370	967	817	1,042	215
WOOD AND TIMBER—Manufactures of wood, other than furniture and cabinet ware . value	—	—	—	—	—	147	577	27	—	20
ARTICLES RE-REPORTED BY POST . "	—	—	—	—	—	93	185	2,275	898	27
ALL OTHER ARTICLES OF MERCHANDISE . "	—	—	—	—	—	1,201	2,420	3,027	1,586	2,340
GRAND TOTAL . "	—	—	—	—	—	23,424	68,041	60,262	52,146	91,070
GRAND TOTAL OF INDIAN AND FOREIGN MERCHANDISE . "	—	—	—	—	—	1,034,507	837,944	1,113,553	880,637	914,580

No. 13—continued
 GERMAN EAST AFRICA
 IMPORTS THEREFROM

ARTICLES	QUANTITY					VALUE				
	1914-15	1915-16	1916-17	1917-18	1918-19	1914-15	1915-16	1916-17	1917-18	1918-19
						£	£	£	£	£
GUMS AND RESINS . . . cwt	710	1,420
TEXTILES—										
Cotton—										
Raw cwt	212	5,650	..	420	31,636	..
ALL OTHER ARTICLES OF MERCHANDISE . . . value	—	—	—	—	—	646	948	697
GRAND TOTAL	—	—	—	—	—	1,066	32,578	2,017

EXPORTS THERETO

INDIAN MERCHANDISE

ARTICLES	QUANTITY					VALUE				
	1914-15	1915-16	1916-17	1917-18	1918-19	1914-15	1915-16	1916-17	1917-18	1918-19
						£	£	£	£	£
FISH (EXCLUDING CANNED FISH)—										
Fish, dry, unsalted	981	..	10	70	15	898	..	8	85	7
FRUITS AND VEGETABLES—										
Fresh fruits and vegetables—										
Fresh vegetables of all kinds value	—	—	—	—	—	674	..	100	1,076	508
GRAIN, PULSE, AND FLOUR—										
Jawar and bájra cwt	2,321	..	46	1,213	481	788	..	23	560	217
Pulse	5,680	..	460	3,629	745	2,782	..	223	1,384	410
Rice, not in the husk	85,441	..	239	52,148	37,805	32,725	..	121	25,287	25,130
Wheat	1,497	..	72	1,044	195	776	..	80	693	85
" flour	21,148	..	1,449	4,131	12,949	11,264	..	902	2,893	10,122
Other sorts	186	..	6	343	385	81	..	3	149	222
Total Grain, Pulse, and Flour	116,223	..	2,272	61,508	52,300	48,416	..	1,311	30,975	36,204
LEATHER—										
Hides and Skins, tanned or dressed { cwt =no. }	45 =430	138 =1,328	..	343	1,000	..
METALS AND ORES tons	10	13	9	325	399	300
OILS gals.	4,122	..	3,000	9,180	3,649	707	..	333	1,214	477

No. 13—continued
 GERMAN EAST AFRICA—continued
 EXPORTS THERETO—continued

INDIAN MERCHANDISE—continued

ARTICLES	QUANTITY					VALUE				
	1914-15	1915-16	1916-17	1917-18	1918-19	1914-15	1915-16	1916-17	1917-18	1918-19
						£	£	£	£	£
PROVISIONS AND OILMAN'S STORES—										
Butter lb	43,827	..	2,300	59,600	39,900	2,617	..	147	3,920	1,097
Ghi "	2,486	77,838	8,316	94	4,552	495
Other sorts of provisions value	—	—	—	—	—	46	..	56	632	316
Total Provisions and oilman's stores . . "	—	—	—	—	—	2,757	..	203	9,104	2,808
SEEDS cwt	451	..	31	515	953	493	..	46	867	389
SPICES—										
Pepper lb	22,232	..	1,316	25,648	12,040	522	..	33	587	309
Other sorts "	38,304	..	5,740	40,656	21,308	545	..	66	655	410
Total Spices "	60,536	..	7,056	66,304	33,348	1,067	..	99	1,242	728
SUGAR cwt	423	..	51	464	268	303	..	70	558	278
TEA, BLACK . . . lb	17,108	24,310	37,730	638	1,352	1,957
TEXTILES—										
Cotton—										
Raw cwt	346	3	..	508	6	..
Manufactures—										
Piece goods—										
Gray (unbleached) . yards	2,458,168	..	98,250	185,180	600,372	32,268	..	1,395	3,889	15,844
Coloured, printed, or dyed "	376,642	..	2,000	48,110	810,275	6,166	..	40	1,376	9,396
Total Piece goods "	2,834,810	..	100,250	233,290	910,647	38,434	..	1,335	5,215	25,240
Other sorts of manufactures . . . value	—	—	—	—	—	601	..	60	508	1,072
Total Cotton manufactures . . "	—	—	—	—	—	39,035	..	1,395	5,723	26,312
JUTE—										
Manufactures—										
Gunny bags no.	73,200	3,000	1,906	106
ARTICLES EXPORTED BY POST . . . value	—	—	—	—	—	548
ALL OTHER ARTICLES OF MERCHANDISE . . . "	—	—	—	—	—	2,076	..	683	3,301	2,075
GRAND TOTAL "	—	—	—	—	—	101,879	..	4,388	56,800	72,244

No. 13—continued
 GERMAN EAST AFRICA—concluded
 EXPORTS THERE TO—concluded

FOREIGN MERCHANDISE

ARTICLES	QUANTITY					VALUE					
	1914-15	1915-16	1916-17	1917-18	1918-19	1914-15	1915-16	1916-17	1917-18	1918-19	
						£	£	£	£	£	
FRUITS AND VEGETABLES—											
Fruits and vegetables: dried, salted, or preserved	cwt	1,037	..	3	204	40	632	..	9	410	200
HARDWARE (EXCLUDING CUTLERY AND ELECTRO- PLATED WARE)	value	678	..	351	86	154
MATCHES	(Gross of boxes)	7,000	8,616	819	1,119	
OILS	gals.	7,260	..	12,103	82	..	600	..	
PAPER AND PASTEBOARD	value	72	..	47	2,307	282
PROVISIONS AND OILMAN'S STORES	cwt	4	174	171	2	..	7	169	923
SUGAR	..	6,628	..	742	6,321	1,343	4,474	..	830	8,303	1,486
TEXTILES—											
Cotton—											
Manufactures—											
Hosiery	value	1,088	..	84	363	1,174
Piece goods—											
Grey (unbleached)	yards	24,993	..	34,200	197,100	221,975	318	..	657	3,511	5,749
White (bleached)	..	115,525	16,000	5,000	1,319	267	125
Coloured, printed, or dyed	..	859,080	..	30,000	12,908	184,788	14,040	..	380	368	5,628
Total Piece goods	..	999,598	..	64,200	226,006	412,363	15,677	..	1,087	4,146	11,502
Other sorts of manu- factures	value	232	..	20	167	324
Total Cotton manufac- tures (including twist and yarn)	16,997	..	1,141	4,676	13,000
Haberdashery and Mill- nery	1,737	15	13
Silk manufactures	678	588	72
UMBRELLAS, INCLUDING PARASOLS AND SUN- SHADES	no.	25,764	1,580	2,400	1,741	188	227
ALL OTHER ARTICLES OF MERCHANDISE	value	2,501	..	401	2,212	1,918
GRAND TOTAL	20,487	..	8,386	19,882	10,303
GRAND TOTAL OF INDIAN AND FOREIGN MERCHANDISE	181,366	..	7,724	76,692	91,087

No. 13—continued
ZANZIBAR AND PEMBA
IMPORTS THEREFROM

ARTICLES	QUANTITY					VALUE				
	1914-15	1915-16	1916-17	1917-18	1918-19	1914-15	1915-16	1916-17	1917-18	1918-19
COFFEE other than ROASTED OR GROUND . . . cwt	549	..	£	£	£	£ 1,812	£
DYING AND TANNING SUBSTANCES . . . value	—	—	—	—	—	260	1,015	363	426	..
IVORY— Unmanufactured . . . lb	7,875	4,650	12,821	11,181	24,243	3,000	1,508	5,027	5,132	11,305
METALS (excluding ORES) . . . tons	14	15	35	12	61	392	695	926	1,040	476
SEEDS SHELLS AND COWRIES— Shells— Tortoise-shell (including nakha or nakh) lb	4,061	4,861	5,273	5,708	7,126	1,287	1,730	1,284	1,497	1,403
Other kinds . . . cwt	80	71	1,494	24	19	410
Total Shells and Cowries value	—	—	—	—	—	1,311	1,749	1,694	1,497	1,493
SPICES— Cloves . . . lb	7,307,689	10,700,020	10,731,771	8,172,851	11,913,190	187,238	234,472	243,827	257,188	305,549
Other sorts . . . "	26,565	44,819	33,695	14,511	15,508	464	1,014	708	401	980
Total Spices . . . "	7,434,254	10,744,839	10,765,466	8,187,362	11,928,698	187,697	235,486	244,535	258,089	306,529
TEXTILES— Cotton— Raw . . . cwt	..	10	..	8,000	14,151	..	7	..	42,918	123,811
Cotton manufactures— Piece-goods— White (bleached) . . . yards	20,000	123,980	44,327	499	2,798	3,534
Coloured, printed, or dyed . . . "	13	200	614	17,816	51,307	2	3	15	768	1,851
TOBACCO— Manufactured— Cigarettes . . . lb	4,134	5,955	1,050	1,466
ARTICLES IMPORTED BY POST . . . value	—	—	—	—	—	708	1,867	294	1,921	2,521
ALL OTHER ARTICLES OF MERCHANDISE . . . "	—	—	—	—	—	2,147	1,598	2,084	3,846	4,578
GRAND TOTAL . . . "	—	—	—	—	—	105,904	248,938	257,296	322,008	520,984

EXPORTS THERETO

INDIAN MERCHANDISE

ARTICLES	QUANTITY					VALUE				
	1914-15	1915-16	1916-17	1917-18	1918-19	1914-15	1915-16	1916-17	1917-18	1918-19
ANIMALS, LIVING . . . no.	26	191	105	..	175	£ 126	£ 920	£ 846	£ ..	£ 1,240
APPAREL (INCLUDING DRAPERY, UNIFORMS, AND ACCOUTREMENTS, BUT EXCLUDING HOSIERY AND BOOTS AND SHOES) value	—	—	—	—	—	639	550	234	577	1,182
BOOKS, PRINTED, AND PRINTED MATTER (NOT BEING STATIONERY), INCLUDING MAPS AND CHARTS . . . cwt	70	98	97	31	76	383	630	696	280	452
BOOTS AND SHOES . . . pairs	2,106	2,219	3,800	6,274	3,359	243	178	362	777	431
CANDLES OF ALL KINDS . . . lb	112	10,978	17,337	40,483	14,927	2	308	381	1,092	471
COIR, MANUFACTURED (EXCLUDING ROPE) . . . cwt	27	120	131	300	729	15	99	84	210	540
DRUGS AND MEDICINES . . . value	—	—	—	—	—	113	55	140	387	643
DYING AND TANNING SUBSTANCES— Turmeric . . . cwt	635	563	1,060	618	270	671	535	1,029	672	353
Other sorts . . . "	0	26	9	95
Total Dyeing and Tanning substances . . . "	635	563	1,060	624	305	671	535	1,029	681	448
FISH (EXCLUDING CANNED FISH)—	943	242	329	260	610	749	218	353	241	606
FRUITS AND VEGETABLES— Fresh Fruits and Vegetables of all kinds . . . value	1,845	1,782	2,420	1,286	1,006
Other sorts . . . "	—	—	—	—	—	363	202	478	479	501
Total Fruits and Vegetables . . . "	—	—	—	—	—	2,198	1,984	2,898	1,765	1,507
FURNITURE AND CABINETWARE . . . "	—	—	—	—	—	1,032	574	2,206	1,146	603

No. 13—continued
ZANZIBAR AND PEMBA—continued
EXPORTS THERETO—continued

ARTICLES	QUANTITY					VALUE				
	1914-15	1915-16	1916-17	1917-18	1918-19	1914-15	1915-16	1916-17	1917-18	1918-19
						£	£	£	£	£
GRAIN, PULSE, AND FLOUR—										
Gram cwt	1,379	1,054	1,394	1,766	1,410	608	477	626	872	739
Jawar and bajra "	11,477	22,701	4,692	8,710	10,670	4,630	8,179	1,872	3,830	6,253
Lentils (a) "	—	—	—	—	920	—	—	—	—	571
Maize "	18	2,002	1	..	120	9	667	1	..	53
Pulse (b) "	8,192	5,974	5,975	10,106	4,999	3,948	2,966	3,160	5,092	3,076
Rice, not in the husk "	259,110	258,234	387,138	179,274	253,340	101,541	99,958	167,088	102,717	166,746
Wheat "	6,020	4,616	6,173	4,130	1,050	3,350	2,973	3,894	2,726	3,309
" flour "	24,729	17,846	32,387	36,306	56,999	14,120	11,148	20,401	24,842	24,068
Other sorts "	438	385	327	167	586	188	147	131	54	297
Total Grain, Pulse, and Flour "	305,413	312,902	438,082	240,449	303,094	128,389	126,515	107,173	140,733	205,112
HARDWARE AND CUTLERY, INCLUDING PLATED WARE value										
						372	166	536	68	410
LEATHER—										
Hides and Skins, tanned or dressed cwt	50	108	141	193	101	370	819	1,347	1,817	1,079
	=880	=2,888	=3,774	=2,640	=1,736					
METALS AND ORES—										
Copper cwt	70	92	107	5	5	428	520	688	22	62
Iron and Steel tons	28	15	14	11	37	432	330	366	358	1,588
Others cwt	40	20	72	4	..	176	187	453	31	3
Total Metals and Ores tons	32	21	23	12	37	1,035	1,052	1,507	411	1,653
OILS gals.	1,574	1,222	1,844	7,983	2,628	479	419	442	1,231	365
PROVISIONS AND OILMAN'S STORES—										
Butter lb	22,223	37,542	127,020	92,012	24,624	1,335	2,056	7,747	5,704	1,812
Ghi "	24,084	17,522	20,690	39,646	45,902	1,070	748	875	1,894	2,969
Other sorts of provisions value	—	—	—	—	—	196	297	489	676	264
Total Provisions and Oilman's Stores "	—	—	—	—	—	2,602	3,101	9,111	8,364	5,045
SEEDS—										
Oil-seeds—										
Essential—										
Cummin cwt	705	670	981	657	271	1,208	1,452	2,870	1,841	698
Other sorts "	399	405	873	461	449	362	360	818	474	505
Total Seeds, essential "	1,104	1,075	1,854	1,118	720	1,569	1,812	3,687	2,315	1,203
Non-essential—										
Copra or coconut kernel "	902	642
Other sorts "	152	96	117	43	57	118	60	89	34	67
Total Seeds, non-essential "	152	96	117	43	1,019	118	60	89	34	709
Other than oilseeds "	3	8	9	..	2	3	0	8	..	2
Total Seeds "	1,256	1,179	1,980	1,161	1,741	1,689	1,872	3,794	2,349	1,914
SOAP "	..	623	862	754	232	..	506	866	767	320

(a) Separately recorded from April, 1918
(b) Includes "Lentils" prior to April, 1918

ZANZIBAR AND PEMBA—continued

EXPORTS THERETO—continued

INDIAN MERCHANDISE—concluded

ARTICLES	QUANTITY					VALUE				
	1914-15	1915-16	1916-17	1917-18	1918-19	1914-15	1915-16	1916-17	1917-18	1918-19
SPICES—						£	£	£	£	£
Betalnuts . . . lb	9,720	18,228	7,328	30,004	8,260	182	354	141	381	111
Cardamoms . . . "	4,328	3,522	3,542	3,716	4,453	505	417	436	370	388
Ginger . . . "	40,908	33,614	64,170	30,233	14,028	548	451	932	561	236
Pepper . . . "	39,340	31,024	62,328	50,428	13,010	937	728	1,513	1,385	303
Other sorts . . . "	6,132	11,020	7,304	8,004	11,592	72	124	98	54	157
Total Spices . . . "	100,428	98,008	144,740	129,100	51,243	2,334	2,074	3,114	2,981	1,255
STATIONERY (EXCLUDING PAPER) value	—	—	—	—	—	113	185	308	680	515
SUGAR—										
Sugar, 16 Dutch standard and above . cwt	1,016	955	1,429	1,091	662	1,885	1,181	1,959	1,606	1,063
Sugar, 15 Dutch standard and below . "	578	368	347	385	267	494	352	337	326	231
Confectionery . . . "	—	—	1	—	13	—	—	2	—	47
Total Sugar . . . "	2,194	1,308	1,777	1,476	942	2,369	1,533	2,298	1,931	1,341
TEA, BLACK . . . lb	54,467	105,174	121,135	148,327	136,306	2,148	4,501	7,427	9,306	7,854
TEXTILES—										
Cotton—										
Raw . . . cwt	4,162	92	5	170	80	929	101	7	369	203
Manufactures—										
Twist and yarn . lb	41,800	37,750	54,730	23,300	73,452	1,293	1,139	1,324	1,235	3,982
Handkerchiefs and shawls in the piece . no.	3,000	3,420	10,336	5,760	17,708	67	91	396	110	620
Hosiery . . . value	—	—	—	—	—	132	952	2,378	800	275
Piece goods—										
Grey (unbleached) . yards	338,090	874,547	5,052,136	2,192,527	1,129,256	4,138	9,678	70,293	41,689	31,437
White (bleached) . "	5,750	5,580	48,180	47,520	38,840	220	204	1,094	1,682	1,444
Coloured, printed, or dyed . "	133,580	313,336	1,331,159	584,768	856,109	1,975	4,527	23,956	11,754	11,284
Total Piece goods . . . "	475,420	1,198,963	6,431,475	2,824,810	1,524,205	6,333	14,469	95,343	55,125	44,165
Other sorts of manufactures . value	—	—	—	—	—	308	556	787	573	557
Total Cotton manufactures (including twist and yarn) . . . "	—	—	—	—	—	8,138	17,207	101,178	57,909	49,599
Jute—										
Manufactures—										
Gunny bags . . . no.	167,600	214,100	90,500	318,710	66,100	4,090	4,958	2,670	10,620	2,905
Other sorts . . . value	—	—	—	—	—	260	316	400	460	368
Total Jute manufactures . . . "	—	—	—	—	—	4,350	5,274	3,070	11,080	3,273
TOBACCO . . . lb	8,821	7,313	6,993	3,581	6,556	564	565	488	360	717
UMBRELLAS, including PARASOLS AND SUN-SHADES . . . no.	7,344	1,500	6,486	1,719	165	507	100	671	181	45
WOOD AND TIMBER—										
Timber, other than Railway sleepers—										
Teak wood . cubic tons	62	206	166	17	44	835	2,550	1,775	165	440
Other sorts . . . value	—	—	—	—	—	114	166	193	11	385
Total Wood, and Timber . . . "	—	—	—	—	—	949	2,716	1,968	176	825
ARTICLES EXPORTED BY POST . . . "	—	—	—	—	—	3,440	3,730	11,265	7,626	119
ALL OTHER ARTICLES OF MERCHANDISE . . . "	—	—	—	—	—	1,589	1,426	1,377	2,076	2,000
GRAND TOTAL . . . "	—	—	—	—	—	108,527	179,937	357,292	257,540	292,407

No. 13—continued

ZANZIBAR AND PEMBA—continued

EXPORTS THERE TO—continued

ARTICLES	QUANTITY					VALUE				
	1914-15	1915-16	1916-17	1917-18	1918-19	1914-15	1915-16	1916-17	1917-18	1918-19
						£	£	£	£	£
APPAREL (INCLUDING DRAPEY, UNIFORMS, ACCOUTREMENTS, BUT EXCLUDING HOSIERY AND BOOTS AND SHOES) value	—	—	—	—	—	152	579	898	1,232	1,793
CHEMICALS AND CHEMICAL PREPARATIONS ..	—	—	—	—	—	101	406	774	598	985
CORDAGE AND ROPE OF VEGETABLE FIBRE (EXCLUDING JUTE AND COTTON) cwt	75	20	44	177	41	331	111	315	844	259
DRUGS AND MEDICINES (EXCLUDING CHEMICALS AND NARCOTICS) ..	—	—	—	—	—	354	862	724	271	1,012
DYING AND TANNING SUBSTANCES ..	—	—	—	—	—	489	522	145	402	278
EARTHENWARE AND PORCELAIN (EXCLUDING PIPES OF EARTHENWARE) ..	—	—	—	—	—	7	165	1,007	916	1,457
FRUITS AND VEGETABLES—										
Fruits and vegetables: dried, salted, or preserved ..										
Dates .. cwt	1,429	1,532	1,622	2,404	—	809	796	832	1,604	..
Other sorts ..	338	437	419	370	309	954	1,235	1,338	1,150	1,235
Total Fruits and Vegetables: dried, salted, or preserved ..	1,767	1,969	2,041	2,774	309	1,763	2,031	2,170	2,754	1,235
GLASS AND GLASSWARE .. value	—	—	—	—	—	481	1,224	2,302	940	1,492
HARDWARE (EXCLUDING CUTLERY AND ELECTRO-PLATED WARE) .. value	—	—	—	—	—	1,355	525	2,942	1,155	964
INSTRUMENTS, APPARATUS, AND APPLIANCES, AND PARTS THEREOF ..	—	—	—	—	—	199	423	260	64	1,570
LIQUORS .. gals.	74	39	1,674	12,977	2,463	10	9	265	2,000	586
MACHINERY AND MILLWORK value	—	—	—	—	—	—	—	—	—	1,465
MATCHES { gross of boxes	2,675	10	8,925	3,302	..	138	3	509	330	..
METALS AND ORES—										
Iron or steel .. tons	42	42	36	6	3	477	787	951	527	170
Others ..	4	4	2	3	2	469	525	1,176	493	862
Total Metals and Ores ..	46	46	38	9	5	946	1,312	2,127	1,020	592
OILS .. gals.	2,604	2,072	27,974	1,207	583	227	143	1,351	308	213
PAINTS AND PAINTER'S MATERIALS—										
Paints and colours .. cwt	15	47	92	113	177	51	103	261	261	716
PAPER AND PAPERBOARD value	—	—	—	—	—	447	407	2,507	9,088	602
PROVISIONS AND OILMAN'S STORES .. cwt	131	37	145	425	430	106	112	597	1,716	1,621
STATIONERY (EXCLUDING PAPER) .. value	—	—	—	—	—	82	194	677	1,952	4,852
SUGAR .. cwt	16,576	7,920	29,318	24,311	4,802	13,317	9,030	34,812	32,071	5,596
TEA .. lb	540	4,912	10,860	1,250	788	25	198	1,020	63	39
TEXTILES—										
Cotton—										
Twist and yarn ..	1,500	200	2,100	..	800	75	12	187	..	9
Manufactures—										
Handkerchief and shawls in the piece .. no.	2,400	19,758	39,228	1,720	468	32	385	601	39	21
Hosiery .. value	—	—	—	—	—	386	2,310	7,339	1,800	2,322
Piece goods—										
Grey (unbleached) .. yards	166,544	167,838	1,470,926	1,106,568	480,340	1,977	1,844	22,312	21,574	15,165
White (bleached) ..	302,581	491,469	721,583	176,361	198,504	4,630	5,768	11,302	3,113	5,202
Coloured, printed, or dyed ..	541,757	1,047,941	2,341,840	629,417	251,878	3,788	14,618	44,310	12,761	7,911
Total Piece goods ..	1,100,882	1,677,243	5,034,349	1,912,346	930,222	15,395	22,225	78,924	37,448	28,278
Thread, sewing ..	2,380	4,003	13,094	5,340	5,175	154	259	881	460	471
Other sorts of manufactures .. value	—	—	—	—	—	79	330	217	207	71
Total Cotton manufactures, including Twist and yarn ..	—	—	—	—	—	16,121	25,378	88,049	39,954	31,753

ZANZIBAR AND PEMBA
EAST AFRICAN PROTECTORATE

(402)

No. 13—continued

ZANZIBAR AND PEMBA—concluded
EXPORTS THERETO—concluded

FOREIGN MERCHANDISE—continued

ARTICLES	QUANTITY					VALUE				
	1914-15	1915-16	1916-17	1917-18	1918-19	1914-15	1915-16	1916-17	1917-18	1918-19
TEXTILES—continued						£	£	£	£	£
Haberdashery and Millinery value	—	—	—	—	—	1,691	865	326	312	2,165
Silk—										
Manufactures—										
Piece goods yards	42,297	58,538	56,338	31,851	44,017	3,534	4,416	5,112	3,943	4,447
Other sorts value	—	—	—	—	—	59	23	50	—	88
Total Silk manufactures	—	—	—	—	—	3,593	4,439	5,162	3,943	4,485
Woolen manufactures	—	—	—	—	—	865	418	292	210	103
TOYS AND REQUISITES FOR GAMES AND SPORTS (including FISHING TACKLE, other than FIRE-ARMS)	—	—	—	—	—	77	358	443	370	1,056
UMBRELLAS, INCLUDING PARASOLS AND SUN-SHADES	5,772	3,540	5,662	3,541	924	413	240	437	327	146
ARTICLES RE-EXPORTED BY POST	—	—	—	—	—	89	348	1,779	1,998	53
ALL OTHER ARTICLES OF MERCHANDISE	—	—	—	—	—	2,705	2,585	4,249	3,512	3,749
GRAND TOTAL	—	—	—	—	—	46,615	52,578	156,953	110,022	70,079
GRAND TOTAL OF INDIAN AND FOREIGN MERCHANDISE	—	—	—	—	—	215,142	232,515	514,245	367,562	362,486

EAST AFRICAN PROTECTORATE

IMPORTS THEREFROM

ARTICLES	QUANTITY					VALUE				
	1914-15	1915-16	1916-17	1917-18	1918-19	1914-15	1915-16	1916-17	1917-18	1918-19
CHEMICALS AND CHEMICAL PREPARATIONS (excluding CHEMICAL MANURES AND MEDICINES)—						£	£	£	£	£
Soda Compounds cwt	—	200	30,079	29,034	125,655	—	49	8,048	7,819	51,799
COFFEE, other than ROASTED OR GROUND	—	94	1,833	9,201	744	—	257	15,008	23,584	2,716
FRUITS AND VEGETABLES—										
Fresh fruits and vegetables value	—	—	—	—	—	725	—	2,847	339	85
HARDWARE, excluding CUTLERY AND ELECTROPLATED WARE	—	—	—	—	—	—	—	—	—	—
HIDES AND SKINS, RAW	33	206	523	3,626	5,416	263	566	1,111	652	528
Horns, tips and pieces of horn, and hornmeal	852	9,540	18,531	170,883	142,950	113	641	1,470	18,614	16,544
INSTRUMENTS, APPARATUS, AND APPLIANCES AND PARTS THEREOF	4	9	6	16	9	91	455	398	1,350	891
IVORY—										
Unmanufactured lb	10,013	72,937	125,866	97,911	122,085	3,494	32,438	56,159	43,164	50,670
METALS (excluding ORES)	8	9	14	18	3	320	491	1,771	940	65
SEEDS	73	278	—	3,101	10,114	40	108	1	1,523	2,823
SHELLS AND COWRIES—										
Cowries	7,098	5,068	2,112	5,386	3,684	1,943	1,510	575	1,894	663
SOAP	—	—	—	—	1,514	—	—	—	—	4,963
SPICES	287	34,979	476	245,689	13,475	3	534	8	6,332	120
TEXTILES—										
Cotton—										
Raw cwt.	1,103	13,842	27,360	23,336	56,423	2,325	36,997	127,935	140,061	544,510
Manufactures—										
Blankets lb	—	—	—	18,975	70,560	—	—	—	851	6,280
Piece goods—										
Grey (unbleached) yards	—	—	41,400	—	—	—	—	1,060	—	—
White (bleached)	—	—	344,842	916,637	109,888	—	—	7,636	19,581	4,276
Coloured, printed or dyed,	82	—	85	167,178	45,434	—	—	2	7,697	2,036
TOBACCO—										
Manufactured—										
Cigarettes lb	10	—	—	20,363	17,274	1	—	—	6,039	4,489
WOOD AND TIMBER	—	—	—	—	—	366	552	1,127	2,668	3,655
ARTICLES IMPORTED BY POST	—	—	—	—	—	1,237	664	831	2,274	1,874
ALL OTHER ARTICLES OF MERCHANDISE	—	—	—	—	—	2,191	2,656	3,063	2,603	2,893
GRAND TOTAL	—	—	—	—	—	13,639	78,275	220,241	282,504	711,242

No. 13—continued

EAST AFRICAN PROTECTORATE—continued

EXPORTS THERETO

INDIAN MERCHANDISE

ARTICLES	QUANTITY					VALUE				
	1914-15	1915-16	1916-17	1917-18	1918-19	1914-15	1915-16	1916-17	1917-18	1918-19
APPAREL (INCLUDING DRA- PPEY, UNIFORMS, ACCOU- TREMENTS, BUT EXCLUD- ING HOSIERY AND BOOTS AND SHOES) value	—	—	—	—	—	£ 1,103	£ 1,164	£ 1,071	£ 1,093	£ 813
BOOKS, PRINTED, AND PRINT- ED MATTER (NOT BEING STATIONERY) INCLUDING MAPS AND CHARTS cwt	41	54	44	25	25	237	520	326	267	247
BOOTS AND SHOES pairs	1,590	2,035	953	5,011	6,810	173	220	182	590	1,210
BUILDING AND ENGINEER- ING MATERIALS value	—	—	—	—	—	£ 4	£ 2	£ 1	£ 132	£ 2,451
CANDLES OF ALL KINDS lb	3,750	67,520	70,451	67,042	46,793	70	1,263	1,334	1,702	1,400
CARRIAGES AND CARTS value	—	—	—	—	—	£ 254	—	£ 800	£ 270	£ 94
COIR, MANUFACTURED (EX- CLUDING ROPE) cwt	485	1,204	801	2,370	736	287	785	654	1,048	574
DRUGS AND MEDICINES (EXCLUDING CHEMICALS AND NARCOTICS) value	—	—	—	—	—	£ 858	£ 188	£ 686	£ 1,318	£ 1,202
DYEING AND TANNING SUBSTANCES cwt	462	441	556	1,851	181	400	380	490	1,562	235
FRUITS AND VEGETABLES value	—	—	—	—	—	£ 2,801	£ 3,344	£ 4,241	£ 1,561	£ 1,761
FURNITURE AND CABINET- WARE "	—	—	—	—	—	£ 665	£ 1,839	£ 1,496	£ 1,635	£ 904
GLASS AND GLASSWARE "	—	—	—	—	—	£ 170	£ 219	£ 519	£ 147	£ 142
GRAIN, PULSE, AND FLOUR— Gram cwt	661	679	762	1,646	900	315	326	379	805	477
Jawar and bajra "	6,717	4,740	4,386	5,057	5,975	2,591	1,760	1,871	2,340	3,013
Lentils (a) "	—	—	—	—	2,233	—	—	—	—	1,536
Pulse (b) "	7,027	4,149	5,819	6,527	5,889	4,241	2,161	2,944	5,069	3,976
Rice, not in the husk "	162,613	133,125	146,351	208,984	200,107	71,311	55,640	67,244	111,008	127,864
Wheat "	4,394	2,113	3,513	2,870	52	2,388	1,308	2,137	1,821	42
" flour "	78,400	69,592	73,748	60,681	96,790	45,108	43,691	45,825	41,814	80,181
Other sorts "	93	26	82	380	1,331	28	11	37	203	824
Total Grain, Pulse, and Flour "	260,805	214,424	234,661	288,154	313,423	126,977	104,017	120,437	163,054	217,011
HARDWARE AND CUTLERY, INCLUDING PLATED WARE value	—	—	—	—	—	£ 381	£ 454	£ 441	£ 121	£ 638
JEWELLERY, ALSO PLATE OF GOLD AND SILVER "	—	—	—	—	—	£ 63	£ 507	£ 83	£ 20	£ 141
LEATHER— Hides, tanned or dressed cwt	106	309	496	238	271	} 804	} 2,221	} 3,806	} 1,779	} 2,025
=no.	=1,040	=3,140	=5,500	=2,508	=2,403					
Skins, tanned or dressed cwt	6	23	57	4	4	} 50	} 214	} 719	} ..	} 84
=no.	=775	=2,495	=7,473	..	=250					
Total Hides and Skins, tanned or dressed cwt	112	323	553	238	276	} 853	} 2,435	} 4,525	} 1,779	} 2,109
=no.	=1,815	=5,635	=12,973	=2,598	=2,653					
Unwrought cwt	140	26	22	10	56	1,090	200	259	227	1,065
Other sorts value	—	—	—	—	—	£ 46	£ 138	£ 217	£ 58	£ 854
Total Leather "	—	—	—	—	—	£ 2,008	£ 2,863	£ 5,001	£ 2,064	£ 4,029
METALS AND ORES— Brass, Bronze, and simi- lar alloys, wrought cwt	373	176	74	3	22	1,793	907	469	21	208
Iron or Steel— Nails, rivets, and washers tons	10	12	12	11	22	158	225	274	457	869
Other sorts "	8	17	11	7	7	110	233	265	95	155
Total Iron or steel "	18	29	23	18	29	268	461	539	552	1,020
Others "	7	5	..	1	1	900	665	73	61	192
Total Metals and Ores "	44	43	27	19	31	2,061	2,023	1,081	684	1,418
OILS gals.	4,540	6,256	3,395	4,448	13,373	1,000	1,563	844	787	1,820
PAPER AND PASTEBOARD value	—	—	—	—	—	—	£ 3	£ 543	£ 80	£ 34
PROVISIONS AND OIL- MAN'S STORES— Butter lb	40,452	170,324	94,960	50,650	62,052	2,540	10,592	6,179	3,328	4,479
Ght Pickles, chutnies, sauces, and condiments cwt	49,276	84,541	38,801	19,347	9,884	2,005	1,166	1,118	881	529
Other sorts of provisions value	—	—	—	—	—	£ 419	£ 805	£ 768	£ 886	£ 677
Total Provisions and Oilman's stores "	—	—	—	—	—	£ 5,390	£ 13,322	£ 8,507	£ 5,451	£ 6,258

(a) Separately recorded from April, 1918
(b) Includes "Lentils" prior to April, 1918

No. 13—continued
EAST AFRICAN PROTECTORATE—continued
EXPORTS THERE TO—continued

INDIAN MERCHANDISE—continued

ARTICLES	QUANTITY					VALUE				
	1914-15	1915-16	1916-17	1917-18	1918-19	1914-15	1915-16	1916-17	1917-18	1918-19
SEEDS—						£	£	£	£	£
Cumin cwt	352	262	505	897	240	662	660	1,747	2,010	652
Other sorts "	505	654	1,065	930	442	440	568	950	950	400
Total Essential "	857	922	1,660	1,826	682	1,102	1,228	2,697	3,560	1,142
Other sorts "	34	65	38	62	170	45	64	100	90	176
Total Seeds "	891	987	1,743	1,888	852	1,147	1,292	2,797	3,659	1,318
SOAP "	40	402	720	202	55	20	288	701	273	55
SPICES—										
Ginger lb	35,700	24,202	45,606	76,692	68,236	480	337	700	1,140	690
Other sorts "	72,116	65,088	77,232	187,304	36,004	1,819	1,496	1,885	4,472	1,072
TOTAL SPICES "	107,816	87,360	122,928	263,996	105,140	1,895	1,833	2,585	5,612	2,071
STATIONERY (EXCLUDING PAPER) value	—	—	—	—	—	317	998	1,028	1,053	1,783
SUGAR—										
Sugar, 16 Dutch standard and above cwt	1,020	624	983	2,590	267	1,043	756	1,200	3,739	368
15 Dutch standard and below "	549	260	284	222	296	424	237	397	180	282
Total Sugar "	1,579	884	1,217	2,812	563	1,467	993	1,597	3,919	650
TEA, BLACK lb	272,467	304,729	311,517	559,598	415,592	9,858	17,418	19,451	32,647	25,634
TEXTILES—										
Cotton—										
Raw cwt	892	646	751	638	231	1,090	717	968	864	609
Twist and yarn lb	19,311	29,917	18,668	9,400	17,244	620	1,038	481	503	1,000
Manufactures—										
Hosiery value	—	—	—	—	—	438	1,996	2,766	626	415
Piece goods—										
Grey (unbleached) yards	2,611,519	3,023,718	20,375,556	4,580,206	3,547,982	30,502	43,115	256,980	77,856	85,029
White (bleached) "	8,000	5,900	116,617	7,383	57,500	75	83	2,034	264	1,565
Coloured, printed, or dyed "	744,874	2,368,163	3,504,770	1,145,070	2,017,213	10,487	32,466	54,219	24,080	50,180
Total Piece goods "	3,364,193	6,012,771	24,296,943	5,741,664	5,622,695	41,064	75,664	313,233	102,109	137,374
Other sorts of manufactures value	—	—	—	—	—	1,672	3,763	7,802	801	1,137
Total Cotton manufactures (including twist and yarn) "	—	—	—	—	—	43,794	82,461	324,282	104,039	139,926
Hemp manufactures "	—	—	—	—	—	—	—	—	—	—
Jute manufactures—										
Gunny bags no.	609,613	1,057,500	1,508,800	752,850	892,850	14,100	26,762	41,535	24,573	28,080
cloth yards	159,000	180,740	231,000	167,201	176,500	2,158	2,722	3,589	2,745	6,089
Rope and twine cwt	742	780	1,199	763	347	964	893	1,525	1,012	1,035
Other sorts value	—	—	—	—	—	—	—	47	85	45
Total Jute manufactures "	—	—	—	—	—	17,222	30,367	46,746	29,315	36,149
Woolen manufactures "	—	—	—	—	—	—	—	—	—	—
TOBACCO lb	4,620	17,615	32,998	7,656	9,977	250	1,170	1,729	661	785
UMBRELLAS, INCLUDING PARASOLS AND SUN-SEADERS no.	22,872	11,766	4,380	2,340	1,620	1,538	764	343	228	238
WOOD AND TIMBER—										
Timber, other than railway sleepers—										
Teak wood cubic tons	60	202	64	25	73	738	2,704	932	333	1,050
Other Timber "	149	22	3	1	3	973	117	12	4	13
ARTICLES EXPORTED BY POST value	—	—	—	—	—	7,028	10,625	18,631	17,027	179
ALL OTHER ARTICLES OF MERCHANDISE "	—	—	—	—	—	2,742	2,826	2,798	1,972	3,780
GRAND TOTAL "	—	—	—	—	—	234,981	291,237	378,384	386,206	458,661

No. 13—continued

EAST AFRICAN PROTECTORATE—continued

EXPORTS THERETO—continued

FOREIGN MERCHANDISE

ARTICLES	QUANTITY					VALUE				
	1914-15	1915-16	1916-17	1917-18	1918-19	1914-15	1915-16	1916-17	1917-18	1918-19
						£	£	£	£	£
ANIMALS, LIVING	28	6	136	600
APPAREL (INCLUDING DRAPERY, UNIFORMS, ACCOUTREMENTS, BUT EXCLUDING HOSIERY AND BOOTS AND SHOES)	1,986	3,077	2,239	1,287	1,061
BUILDING AND ENGINEERING MATERIALS	40	375	567	60
CARRIAGES AND CARTS (INCLUDING RAILWAY CARRIAGES) AND PARTS THEREOF	1,040	885	921	62	889
CHEMICALS AND CHEMICAL PREPARATIONS (EXCLUDING CHEMICAL MANURES AND MEDICINES)	99	530	1,642	182	705
CUTLERY	2,042	950	321	19	304
DRUGS AND MEDICINES (EXCLUDING CHEMICALS AND NARCOTICS)	1,553	1,165	1,684	270	1,783
EARTHENWARE AND PORCELAIN (EXCLUDING PIPES OF EARTHENWARE)	201	1,198	1,677	1,208	2,124
FRUITS AND VEGETABLES	1,371	6,813	3,378	5,235	1,243
GLASS AND GLASSWARE	1,079	2,884	4,129	2,458	2,188
GRAIN, PULSE, AND FLOUR—										
Rice, not in the husk cwt	6,292	1,147	2,803	75
HARDWARE (EXCLUDING CUTLERY AND ELECTROPLATED WARE)	3,427	3,894	11,364	1,618	6,032
INSTRUMENTS, APPARATUS, AND APPLIANCES, AND PARTS THEREOF	1,342	708	728	556	1,442
LEATHER	150	444	318	157	970
LIQUORS gals.	836	1,412	1,273	5,078	14,096	263	294	577	1,182	3,045
MACHINERY AND MILLWORK	608	1,266	5,296	2,758	7,661
MATCHES gross of boxes	12,400	255	..	625	..	980	18
METALS AND ORES—										
Iron or steel—										
Bars and channel tons	35	9	6	18	7	395	25	87	529	766
Hoop and strips	2	11	..	35	30	20	100	..	1,293	1,383
Other sorts	47	99	76	86	27	607	1,799	2,067	4,539	3,276
Total Iron, or steel	84	89	82	134	..	952	1,924	2,154	6,351	5,376
Tin—										
Unwrought (blocks, ingots, bars, and slabs) cwt	20	3	2	74	86	223	88	17	823	946
Others tons	17	15	6	..	3	2,176	2,602	709	55	441
Total Metals and Ores	102	104	88	138	61	3,351	4,564	2,880	7,229	6,762
OILS gals.	73,215	87,601	28,312	533	3,358	1,026	1,620	1,412	99	700
PAPER AND PASTEBOARD—										
Paper—										
Printing paper cwt	1	36	282	171	143	3	55	461	641	755
Writing paper and envelopes value	77	868	2,014	3,085	2,700
Other kinds cwt	321	28	1,183	1,818	303	124	38	813	2,971	700
Total paper value	204	961	3,288	6,697	4,155
Pasteboard, millboard, and cardboard, of all kinds cwt	..	11	..	64	34	..	18	..	30	278
Total Paper and pasteboard value	204	979	3,288	6,777	4,433
PROVISIONS AND OILMAN'S STORES cwt	117	175	354	39	1,587	545	677	1,245	161	9,283

No. 13—continued

EAST AFRICAN PROTECTORATE—concluded

EXPORTS THERETO—concluded

FOREIGN MERCHANDISE—continued

ARTICLES	QUANTITY					VALUE				
	1914-15	1915-16	1916-17	1917-18	1918-19	1914-15	1915-16	1916-17	1917-18	1918-19
RUBBER value	—	—	—	—	—	..	389	3,300	193	391
SOAP cwt	66	105	200	111	8	285	319	528	805	27
STATIONERY (EXCLUDING PAPER) value	—	—	—	—	—	534	694	2,984	1,291	1,269
SUGAR—										
Sugar, 16 Dutch standard and above cwt	34,818	47,130	40,133	56,275	9,098	31,530	53,059	54,051	78,109	11,499
TEA lb	..	1,580	33,420	25,542	8,860	..	79	1,690	1,152	524
TEXTILES—										
Cotton—										
Twist and yarn	800	1,600	700	300	..	53	88	60	40	..
Manufactures—										
Handkerchiefs and shawls in the piece no.	9,440	49,668	37,367	11,876	804	147	720	666	243	19
Hosiery value	—	—	—	—	—	2,751	5,074	5,083	2,158	4,870
Piece goods—										
Grey (unbleached) yards	234,995	489,885	1,094,795	759,570	1,057,085	2,798	6,247	31,491	18,496	31,562
White (bleached)	172,146	491,114	667,797	175,824	161,720	2,720	7,049	10,757	3,728	4,974
Coloured, printed, or dyed	912,688	2,136,186	2,201,745	779,175	940,776	13,641	30,555	33,341	15,506	24,012
Total Piece goods	1,319,829	3,116,185	4,864,337	1,714,569	2,160,431	19,154	48,851	75,589	37,730	60,548
Threads for sewing lb	5,332	13,202	12,998	7,458	4,119	346	991	989	475	248
Other sort of manufactures value	—	—	—	—	—	410	16,855	12,494	162	5,718
Total Cotton manufactures, including twist and yarn	—	—	—	—	—	22,861	66,989	94,801	35,808	71,403
Haberdashery and millinery	—	—	—	—	—	1,581	490	857	183	456
Silk manufactures	—	—	—	—	—	2,917	3,301	3,655	3,362	5,221
Woollen manufactures	—	—	—	—	—	1,801	2,170	449	20	59
TOYS AND REQUISITES FOR GAMES AND SPORTS (INCLUDING FISHING TACKLE OTHER THAN FISHARMS)	—	—	—	—	—	93	778	670	153	219
UMBRELLAS, INCLUDING PARASOLS AND SUNSHADES no.	31,062	34,956	21,012	2,576	1,944	2,191	2,576	1,978	260	220
WOOD AND TIMBER—										
Timber, other than railway sleepers—										
Teakwood (cubic tons)	101	1,837	..
ARTICLES RE-EXPORTED BY POST value	—	—	—	—	—	340	1,543	3,456	2,285	39
ALL OTHER ARTICLES OF MERCHANDISE	—	—	—	—	—	1,275	3,341	4,439	6,364	3,736
GRAND TOTAL	—	—	—	—	—	89,123	168,991	217,232	158,216	145,748
GRAND TOTAL OF INDIAN AND FOREIGN MERCHANDISE	—	—	—	—	—	324,104	459,928	790,916	544,422	604,409

No. 13—continued

SEYCHELLES

IMPORTS THEREFROM

ARTICLES	QUANTITY					VALUE				
	1914-15	1915-16	1916-17	1917-18	1918-19	1914-15	1915-16	1916-17	1917-18	1918-19
ARTICLES IMPORTED BY POST	—	—	—	—	—	£ 10	£ 13	£ 23	£ 6	£ 9
ALL OTHER ARTICLES OF MERCHANDISE	—	—	—	—	—	716	596	437	198	613
GRAND TOTAL	—	—	—	—	—	726	609	460	204	615

EXPORTS THERETO

INDIAN MERCHANDISE

ARTICLES	QUANTITY					VALUE				
	1914-15	1915-16	1916-17	1917-18	1918-19	1914-15	1915-16	1916-17	1917-18	1918-19
COFFEE cwt	236	199	368	474	481	£ 510	£ 492	£ 902	£ 1,412	£ 1,527
FRUITS AND VEGETABLES value	—	—	—	—	—	375	182	571	99	159
GRAIN, PULSE, AND FLOUR—										
Gram cwt	1,112	377	1,402	929	254	567	171	601	449	140
Pulse "	1,941	1,855	3,617	2,216	169	1,010	982	1,789	1,223	118
Rice, not in the husk . . "	35,346	25,262	50,040	44,308	25,531	15,833	10,294	24,467	22,326	15,710
Wheat flour "	4,014	2,537	5,737	2,441	1,630	2,259	1,603	3,526	1,650	1,369
Other sorts "	115	65	75	58	255	48	27	83	25	165
Total Grain, Pulse, and Flour ..	42,528	30,096	60,871	49,952	27,839	19,717	13,077	30,415	25,673	17,502
PROVISIONS AND OILMAN'S STORES. value	—	—	—	—	—	489	452	1,123	340	222
TEXTILES—										
Cotton—										
Manufactures—										
Piece goods—										
Grey (unbleached) . yards	18,508	60,430	173,250	52,300	7,000	208	763	2,744	1,200	130
White (bleached) . . "	4,849	6,396	47,025	12,400	2,000	77	113	599	213	67
Coloured, printed, or dyed . . "	211,250	302,340	481,830	129,400	61,860	2,044	3,065	6,670	1,486	1,386
Other sorts of manufactures . value	—	—	—	—	—	20	34	309	..	22
Total, Cotton manufactures (including twist and yarn) . . "	—	—	—	—	—	2,349	3,975	10,322	2,899	1,555
Jute manufactures (including twist and yarn) "	—	—	—	—	—	473	154	1,269	504	..
UMBRELLAS, including PARASOLS AND SUNSHADES . no.	—	—	1,672	6	2,631	170	1	638
ALL OTHER ARTICLES OF MERCHANDISE . value	—	—	—	—	—	1,001	1,218	1,320	1,621	1,234
GRAND TOTAL "	—	—	—	—	—	24,914	19,550	46,682	32,558	22,687

SEYCHELLES—continued

EXPORTS THERETO—continued

ARTICLES	QUANTITY					VALUE				
	1914-15	1915-16	1916-17	1917-18	1918-19	1914-15	1915-16	1916-17	1917-18	1918-19
						£	£	£	£	£
CHEMICALS AND CHEMICAL PREPARATIONS, excluding CHEMICAL (MANURES AND MEDICINES) . . . value	—	—	—	—	—	11	98	164	46	646
EARTHENWARE AND PORCELAIN, EXCLUDING PIPES OF EARTHENWARE . . .	—	—	—	—	—	7	17	186	527	2
SOAP cwt	759	1,278	1,571	797	949	915	1,313	2,037	1,432	1,759
SUGAR "	2	455	1,261	238	295	3	505	1,573	344	312
TEXTILES—										
Cotton—										
Twist and yarn . . lb	32,000	2,398
Manufactures—										
Piece goods—										
Grey (unbleached) yards	108,239	136,575	125,421	1,970	28,298	1,159	1,516	1,512	33	939
White (bleached) . "	47,277	23,746	61,877	41,611	13,040	712	403	1,138	663	547
Coloured, printed, or dyed . "	45,278	34,074	125,174	29,408	40,480	499	425	2,198	471	1,085
Other sorts . . . value	—	—	—	—	—	70	59	201	40	102
Total Cotton manufactures (including twist and yarn) . . "	—	—	—	—	—	2,440	2,403	5,044	1,207	5,071
ALL OTHER ARTICLES OF MERCHANDISE . . . "	—	—	—	—	—	1,021	1,437	2,096	1,887	1,074
GRAND TOTAL "	—	—	—	—	—	4,397	5,771	11,100	4,048	8,804
GRAND TOTAL OF INDIAN AND FOREIGN MERCHANDISE . . . "	—	—	—	—	—	29,311	25,321	57,782	37,501	131,751

ITALIAN EAST AFRICA (SOMALILAND AND ERITREA)

IMPORTS THEREFROM

ARTICLES	QUANTITY					VALUE				
	1914-15	1915-16	1916-17	1917-18	1918-19	1914-15	1915-16	1916-17	1917-18	1918-19
						£	£	£	£	£
GUMS AND RESINS . . . cwt	143	785	263	507	1,481	313	748	221	446	1,638
IVORY—										
Unmanufactured . . lb	..	1,522	11,038	2,232	508	4,074	903	..
PRECIOUS STONES AND PEARLS, UNSET . . . value	—	—	—	—	—	160	1,728	..	5,340	..
SALT tons	39,996	61,199	37,793	38,414	48,032	36,305	137,873	99,628	168,761	157,200
SHELLS AND COURRES—										
Shells (chanks, sankh, large ornamental shells, cowries, mother of pearl shells, and oyster shells) . . . cwt	728	1,181	1,488	409	277	2,516	3,056	2,414	721	338
ARTICLES IMPORTED BY POST value	—	—	—	—	—	7
ALL OTHER ARTICLES OF MERCHANDISE . . . "	—	—	—	—	—	2,247	1,374	1,648	1,088	1,742
GRAND TOTAL "	—	—	—	—	—	41,541	145,237	106,985	177,259	160,920

No. 13—continued

ITALIAN EAST AFRICA (SOMALILAND AND ERITREA)—continued

EXPORTS THERETO

INDIAN MERCHANDISE

ARTICLES	QUANTITY					VALUE				
	1914-15	1915-16	1916-17	1917-18	1918-19	1914-15	1915-16	1916-17	1917-18	1918-19
						£	£	£	£	£
COAL, COKE, AND PATENT FUEL tons	1,500	50	950	27
FRUITS AND VEGETABLES value	—	—	—	—	—	351	902	160	132	299
GRAIN, PULSE, AND FLOUR—										
Barley cwt	1,268	580
Jawar and bájra "	391,115	49,002	6,318	3,034	18	157,577	17,746	1,617	1,196	7
Lentils (a) "	—	—	—	—	1,300	—	—	—	—	693
Pulse (b) "	519	902	5	3,832	1,154	237	531	3	1,789	553
Rice, not in the husk "	20,836	18,531	19,454	8,276	20,366	10,683	6,075	7,859	3,492	10,612
Wheat "	27	67	156	10,017	2,032	14	46	87	5,304	1,100
Wheat flour "	902	..	2,894	15,730	2,394	507	..	1,939	11,823	1,563
Other sorts "	39	39	1	386	301	17	17	1	111	108
Total Grain, Pulse, and Flour "	414,706	63,541	28,823	41,275	27,565	169,665	24,415	11,506	23,715	14,626
OILS gals.	3,150	5,471	930	4,206	3,799	566	957	180	539	397
SPICES—										
Chillies lb	86,228	153,944	198	20,272	36,488	915	1,695	2	229	189
Ginger "	53,312	235,340	7,140	44,206	125,664	592	2,602	99	544	1,291
Pepper "	34,748	83,152	1,848	73,108	92,990	826	2,033	44	1,833	2,786
Other sorts "	723	3,064	924	672	723	25	76	21	13	22
Total Spices "	175,016	474,500	10,108	138,348	245,840	2,358	6,406	166	2,669	4,288
SUGAR cwt	498	1,706	31	109	72	499	2,396	40	176	99
TEA, BLACK lb	86,420	178,263	32,609	6,257	4,348	2,837	6,660	1,263	248	200
TEXTILES—										
Cotton—										
Twist and yarn "	53,520	81,100	45,950	22,980	94,600	1,812	2,351	2,437	1,359	6,540
Manufactures—										
Handkerchiefs and shawls in the piece no.	..	57,760	83,120	50,178	1,220	2,067	1,998	..
Piece goods—										
Grey (unbleached) yards "	292,005	2,239,486	4,479,840	1,343,610	258,775	2,708	18,317	33,142	14,367	4,630
White (bleached) "	5,640	1,600	12,000	2,400	..	76	27	203	60	..
Coloured, printed, or dyed "	415,611	536,160	382,134	126,911	29,223	4,930	5,744	4,171	2,215	978
Total Piece goods "	713,256	2,777,246	4,873,974	1,472,921	288,003	7,712	24,088	37,516	16,642	5,608
Other sorts of manufactures value	—	—	—	—	—	155	920	317	143	20
Total Cotton manufactures (including twist and yarn) "	—	—	—	—	—	9,679	28,579	42,337	20,142	12,168
Jute—										
Manufactures—										
Gunny bags no.	58,000	143,700	15,600	115,000	110,200	1,331	3,420	461	3,790	4,600
TOBACCO lb	83,107	76,753	10	47,803	42	869	924	1	578	12
ALL OTHER ARTICLES OF MERCHANDISE value	—	—	—	—	—	2,638	2,483	1,120	1,996	1,753
GRAND TOTAL "	—	—	—	—	—	191,743	77,109	57,234	53,978	38,532

ITALIAN EAST AFRICA (SOMALILAND AND ERITREA)—concluded

EXPORTS THERETO—continued

ARTICLES	QUANTITY					VALUE				
	1914-15	1915-16	1916-17	1917-18	1918-19	1914-15	1915-16	1916-17	1917-18	1918-19
						£	£	£	£	£
FRUITS AND VEGETABLES—										
Dates cwt	2	138	63	105	3,776	2	89	33	47	1,423
HARDWARE (EXCLUDING CUTLERY AND ELECTRO-PLATED WARE) value	—	—	—	—	—	783	155	484	156	—
OILS—										
Mineral gals.	200	80	35,460	4,059	..	17	10	1,758	234	..
Other kinds ..	1,040	734	360	100	..	120	98	53	60	..
Total Oils ..	1,240	814	35,820	4,159	..	137	108	1,811	294	..
PAPER AND PASTEBOARD value	—	—	—	—	—	12	64	115	656	42
SPICES—										
Cloves lb	5,159	41,314	..	4,928	12,284	141	736	..	139	292
SUGAR—										
Sugar, 16 Dutch standard and above cwt	868	870	2,266	1,535	3,075	600	937	2,727	2,046	4,119
TEXTILES—										
Cotton—										
Twist and yarn lb	18,600	7,100	4,500	3,700	10,000	1,222	497	352	303	1,066
Manufactures—										
Piece goods—										
Grey (unbleached) yards	1,000	29,440	46,440	196,700	161,700	20	315	639	3,132	5,358
White (bleached) ..	23,190	28,200	32,530	50,400	6,500	358	468	533	765	275
Coloured, printed, or dyed ..	250,342	338,470	194,902	72,084	3,200	3,362	3,607	3,157	1,470	187
Total Piece goods ..	274,532	394,110	273,872	319,184	171,400	4,235	4,450	4,329	5,417	5,820
Other sorts of manufactures value	—	—	—	—	—	483	889	132	327	170
Total Cotton manufactures (including twist and yarn) ..	—	—	—	—	—	6,940	5,896	4,813	6,047	7,656
ALL OTHER ARTICLES OF MERCHANDISE ..	—	—	—	—	—	2,974	1,980	1,162	533	1,207
GRAND TOTAL ..	—	—	—	—	—	10,589	9,904	11,145	9,918	14,739
GRAND TOTAL OF INDIAN AND FOREIGN MERCHANDISE ..	—	—	—	—	—	202,332	87,073	68,379	68,896	53,271

SOMALILAND (BRITISH AND FRENCH)

IMPORTS THEREFROM

ARTICLES	QUANTITY					VALUE				
	1914-15	1915-16	1916-17	1917-18	1918-19	1914-15	1915-16	1916-17	1917-18	1918-19
						£	£	£	£	£
ARTICLES IMPORTED BY POST value	—	—	—	—	—	112	81	13	43	54
ALL OTHER ARTICLES OF MERCHANDISE ..	—	—	—	—	—	—	42	175	63	429
GRAND TOTAL ..	—	—	—	—	—	115	* 123	188	126	483

No. 13—continued

SOMALILAND (BRITISH AND FRENCH)—continued

EXPORTS THERETO

INDIAN MERCHANDISE

ARTICLES	QUANTITY					VALUE				
	1914-15	1915-16	1916-17	1917-18	1918-19	1914-15	1915-16	1916-17	1917-18	1918-19
COAL, COKE, AND PATENT FUEL tons	12,487	13,776	..	£ ..	£ ..	£ 8,325	£ 9,124	£ ..
FODDER, BRAN, and POLLARDS (EXCLUDING OILCAKE) value	—	—	—	—	—	518	3,209	8,221	4,726	2,701
GRAIN, PULSE, AND FLOUR—										
Grain cwt	..	37	15	38	9,123	..	13	7	20	5,805
Jawar and bajra ..	5,194	5,468	21,910	31,258	150	2,458	2,169	9,338	14,168	173
Rice, not in the husk ..	36,405	36,372	10,035	52,936	12,923	19,247	19,282	4,804	29,779	9,893
Wheat flour ..	209	1,312	2,648	6,662	11,061	134	820	1,974	5,564	8,292
Other sorts ..	111	37	62	76	225	50	17	35	47	198
Total Grain, Pulse, and Flour ..	41,910	49,221	34,670	99,970	33,482	21,889	22,301	16,158	49,578	23,916
TEA, BLACK lb	39,122	29,111	5,925	21,992	5,898	1,298	1,250	298	1,617	361
TEXTILES—										
Cotton—										
Twist and yarn ..	86,594	18,400	4,000	15,300	83,300	3,974	687	138	990	8,500
Manufactures—										
Piece goods—										
Grey unbleached .. yards	743,510	945,305	15,750	873,070	2,176,232	8,807	3,501	175	11,475	45,309
White bleached	87,000	2,418
Coloured, printed, or dyed ..	74,725	2,040	..	39,200	156,499	1,283	20	..	1,080	5,200
Total Piece goods ..	818,235	947,345	15,750	912,270	2,399,731	10,090	3,521	175	12,555	52,922
Jute manufactures—										
Gunny bags .. no.	59,700	66,000	72,400	26,500	86,000	1,090	1,366	2,093	1,123	3,127
Other sorts .. value	—	—	—	—	—	5	..	64	20	..
Total Jute manufactures ..	—	—	—	—	—	1,095	1,366	2,157	1,143	3,127
ARTICLES EXPORTED BY POST ..	—	—	—	—	—	263	343	1,741	3,511	936
ALL OTHER ARTICLES OF MERCHANDISE ..	—	—	—	—	—	2,441	729	1,190	2,075	988
GRAND TOTAL ..	—	—	—	—	—	41,568	33,546	38,367	84,779	93,271

FOREIGN MERCHANDISE

ARTICLES	QUANTITY					VALUE				
	1914-15	1915-16	1916-17	1917-18	1918-19	1914-15	1915-16	1916-17	1917-18	1918-19
SUGAR—										
Sugar, 16 Dutch standard and above cwt	..	2,661	921	9,576	1,248	£ ..	£ 2,806	£ 1,109	£ 12,388	£ 1,678
TEXTILES—										
Cotton—										
Twist and yarn .. lb	16,800	600	21,000	996	100	3,000
Manufactures—										
Piece goods—										
Grey (unbleached) .. yards	28,800	679,900	5,521,250	337	15,449	199,371
White bleached ..	15,000	569	2,250	..	189,878	72	7	138	..	3,520
Coloured, printed or dyed ..	77,219	11,350	1,800	32,043	2,579	934	282	94	665	128
Fents of all descriptions ..	6,200	77
Total Piece goods ..	98,419	11,719	30,850	711,943	5,713,507	1,093	289	569	16,314	200,025
Other sorts .. value	—	—	—	—	—	17	808	..
Total Cotton manufactures (including twist and yarn) ..	—	—	—	—	—	2,096	289	569	17,222	203,625
Silk, raw .. lb	294	1,450	123	1,173
ALL OTHER ARTICLES OF MERCHANDISE .. value	—	—	—	—	—	2,990	205	237	775	1,114
GRAND TOTAL ..	—	—	—	—	—	5,209	3,300	1,915	30,380	207,590
GRAND TOTAL OF INDIAN AND FOREIGN MERCHANDISE ..	—	—	—	—	—	46,777	36,846	40,282	115,159	300,861

ABYSSINIA
OTHER COUNTRIES IN AFRICA

(412)

No. 13—continued

ABYSSINIA
IMPORTS THEREFROM
None.

EXPORTS THERETO

INDIAN MERCHANDISE										
ARTICLES	QUANTITY					VALUE				
	1914-15	1915-16	1916-17	1917-18	1918-19	1914-15	1915-16	1916-17	1917-18	1918-19
GRAIN, PULSE, AND FLOUR . cwt	2,304	£ 719	£ ..	£ ..	£ ..	£ ..
ALL OTHER ARTICLES OF MERCHANDISE . value	—	—	—	—	—	1,025	..	35	..	18
GRAND TOTAL ..	—	—	—	—	—	1,744	..	35	..	18

FOREIGN MERCHANDISE										
ARTICLES	QUANTITY					VALUE				
	1914-15	1915-16	1916-17	1917-18	1918-19	1914-15	1915-16	1916-17	1917-18	1918-19
TOTAL VALUE	—	—	—	—	—	£ 214	£ 100	£ ..	£ ..	£ 29
GRAND TOTAL OF INDIAN AND FOREIGN MERCHANDISE . value	—	—	—	—	—	1,958	100	35	..	47

OTHER COUNTRIES IN AFRICA
IMPORTS THEREFROM

ARTICLES	QUANTITY					VALUE				
	1914-15	1915-16	1916-17	1917-18	1918-19	1914-15	1915-16	1916-17	1917-18	1918-19
TOTAL VALUE	—	—	—	—	—	£ ..	£ ..	£ ..	£ ..	£ ..

EXPORTS THERETO

INDIAN MERCHANDISE										
ARTICLES	QUANTITY					VALUE				
	1914-15	1915-16	1916-17	1917-18	1918-19	1914-15	1915-16	1916-17	1917-18	1918-19
TOTAL VALUE	—	—	—	—	—	£ ..	£ ..	£ 1,836	£ 1,618	£ 3,244

FOREIGN MERCHANDISE

ARTICLES	QUANTITY					VALUE				
	1914-15	1915-16	1916-17	1917-18	1918-19	1914-15	1915-16	1916-17	1917-18	1918-19
TOTAL VALUE	—	—	—	—	—	£ ..	£ ..	£ ..	£ ..	£ 199
GRAND TOTAL OF INDIAN AND FOREIGN MERCHANDISE . value	—	—	—	—	—	1,836	1,618	3,443

No. 13—continued

NORTH AMERICA—CANADA

IMPORTS THEREFROM

ARTICLES	QUANTITY					VALUE				
	1914-15	1915-16	1916-17	1917-18	1918-19	1914-15	1915-16	1916-17	1917-18	1918-19
HARDWARE, <i>excluding</i> CUTLERY, AND ELECTRO- PLATED WARE value	—	—	—	—	—	50	..	4	2,618	0
LIQUORS <i>including</i> METHYLATED AND PERFUMED SPIRITS— Ale, beer, and porter gals.	1,889	7,971	368	2,857
Spirit "	50	1,424	123	1,175
Total Liquors "	1,939	9,395	491	4,032
METALS (<i>excluding</i> ORES) tons	1	172	220	181	18	5	2,595	4,828	6,319	584
PAPER AND PASTEBOARD— Pasteboard, millboard and cardboard of all kinds cwt	2,782	6,275
PROVISIONS AND OILMAN'S STOVES value	—	—	—	—	—	3,051	2,885	270	17	664
RAILWAY PLANT AND ROLLING-STOCK— Materials for construc- tion— Sleepers of wood cwt	93,650	26,438
SHIPS, PARTS OF (<i>excluding</i> LAUNCHES AND BOATS) value	—	—	—	—	—	130	10,341	21,781
WOOD AND TIMBER "	—	—	—	—	—	18	28,011	..
ARTICLES IMPORTED BY POST "	—	—	—	—	—	5	12	13	16	..
ALL OTHER ARTICLES OF MERCHANDISE "	—	—	—	—	—	579	151	535	1,666	887
GRAND TOTAL "	—	—	—	—	—	30,258	5,643	5,663	50,877	84,232

EXPORTS THERETO

INDIAN MERCHANDISE

ARTICLES	QUANTITY					VALUE				
	1914-15	1915-16	1916-17	1917-18	1918-19	1914-15	1915-16	1916-17	1917-18	1918-19
COIR, MANUFACTURED (EX- CLUDING ROPE) cwt	466	3,495	2,075	2,843	2,209	342	3,111	1,228	2,185	2,314
DYEING AND TANNING SUBSTANCES— Myrobalsam "	364	5,998	545	2,266
Other sorts "	1
Total Dyeing and Tanning substances "	364	5,999	545	2,267
FIBRE FOR BRUSHES AND BROOMS "	220	39	814	257	40	1,181
GRAIN, PULSE, AND FLOUR— Jawar and bajra "	4,008	1,068
Pulse "	3,929	9,282	..	1,002	6,887	..
Rice, not in the husk "	109,094	58,000	4,000	..	62,011	30,703	14,483	1,333	..	20,704
HIDES AND SKINS, RAW— Hides, raw } =no. =18,500 =83,880 =86,996 =9,500 } 12,520 =59,405 =87,685 =7,780	2,261	11,079	12,848	1,183
Skins, raw— Goat skins } =no. =19,000 =38,000 =92,516 =705,127 } .. =2,079 =5,092 =18,085 =97,328	..	411	827	1,908	10,531
Sheep skins } =no. =.. =.. =.. =48,470 } .. =.. =.. =.. =3,982	654
Total Hides and Skins, raw } =no. =18,500 =102,880 =124,996 =102,016 =753,597 } 13,520 =61,484 =92,677 =25,845 =101,200	2,261	11,490	13,675	3,093	11,186
LAC— Shell cwt	440	293	2,724	1,320	2,400	28,206
METALS AND ORES tons	1,997	98	49,033
OILS— VEGETABLE, NON-ESSENTIAL— Coconut gals.	8,384	6,968	350,020	1,118	796	89,592
PARAFFIN WAX cwt	1,800	1,800	..	600	300	2,728	1,820	..	910	455

NORTH AMERICA—CANADA—continued

EXPORTS THERETO—continued

INDIAN MERCHANDISE—continued

ARTICLES	QUANTITY					VALUE				
	1914-15	1915-16	1916-17	1917-18	1918-19	1914-15	1915-16	1916-17	1917-18	1918-19
RUBBER, RAW . . . lb	448,284	£	£	£	£	£
SPICES—										
Ginger . . . "	11,200	91	187
Pepper . . . "	..	33,600	246,400	47,600	111,043	..	600	7,293	1,375	2,805
Total Spices . . . "	11,200	33,600	246,400	47,600	111,134	187	600	7,293	1,375	2,807
TEA, BLACK . . . "	10,874,754	8,718,942	8,342,893	21,152,917	926,472	392,638	323,169	313,011	671,460	29,343
" GREEN . . . "	75,861	123,193	100,199	2,730	5,242	3,755
Total Tea . . . "	10,950,615	8,842,135	8,443,092	21,152,917	926,472	395,368	328,411	316,766	671,460	29,343
TEXTILES—										
Jute—										
Manufactures—										
Gunny bags . . . no.	1,355,500	860,500	442,500	574,000	..	17,271	8,609	7,031	7,223	..
" cloth . . . yards	35,273,900	63,083,700	47,397,300	61,932,900	59,367,600	204,932	637,766	541,767	823,020	1,277,630
Wool manufactures—										
Carpets and rugs . . . lb	1,756	2,153	4,770	244	356	1,147
ALL OTHER ARTICLES OF MERCHANDISE . . . value	—	—	—	—	—	769	77	29	111	698
GRAND TOTAL . . . "	—	—	—	—	—	769,627	1,061,617	969,499	1,547,744	1,612,518

FOREIGN MERCHANDISE

ARTICLES	QUANTITY					VALUE				
	1914-15	1915-16	1916-17	1917-18	1918-19	1914-15	1915-16	1916-17	1917-18	1918-19
GUMS AND RESINS . . . cwt	600	£	£	£	£	£
ALL OTHER ARTICLES OF MERCHANDISE . . . value	—	—	—	—	—	564	334	63
GRAND TOTAL . . . "	—	—	—	—	—	564	334	2,463
GRAND TOTAL OF INDIAN AND FOREIGN MERCHANDISE . . . "	—	—	—	—	—	760,191	1,061,951	969,499	1,547,744	1,614,981

NORTH AMERICA—UNITED STATES

IMPORTS THEREFROM

ARTICLES	QUANTITY					VALUE				
	1914-15	1915-16	1916-17	1917-18	1918-19	1914-15	1915-16	1916-17	1917-18	1918-19
APPAREL (excluding HOSIERY AND BOOTS AND SHOES)—						£	£	£	£	£
Apparel (including drapery, uniforms, accoutrements) . . . value	—	—	—	—	—	2,445	2,441	5,811	5,780	27,680
Second-hand clothing . . . "	—	—	—	—	—	8	109	272	3,623	12,049
Others . . . "	—	—	—	—	—	2	75	128	48	454
Total Apparel, etc. . . "	—	—	—	—	—	2,455	2,625	6,211	9,451	40,183
ARMS, AMMUNITION, AND MILITARY STORES—										
Cartridge cases . . . no.	928,914	2,625,582	3,381,420	3,049,185	3,005,554	1,272	4,098	7,542	10,042	36,546
Fire-arms, and parts thereof . . . value	—	—	—	—	—	3,839	7,768	10,198	6,123	19,586
Other sorts . . . "	—	—	—	—	—	7	77	966	1,054	4,846
Total Arms, ammunition, and military stores . . . "	—	—	—	—	—	4,618	11,938	18,046	17,219	62,978

No. 13—continued

NORTH AMERICA—UNITED STATES—continued

IMPORTS THEREFROM—continued

ARTICLES	QUANTITY					VALUE				
	1914-15	1915-16	1916-17	1917-18	1918-19	1914-15	1915-16	1916-17	1917-18	1918-19
BELTING FOR MACHINERY value	—	—	—	—	—	£ 7,479	£ 14,641	£ 22,379	£ 17,865	£ 22,761
BOOKS, PRINTED AND PRINTED MATTER (not being STATIONERY), including MAPS AND CHARTS . . . cwt	389	451	549	766	929	4,363	5,725	7,455	9,361	12,185
BOOTS AND SHOES . . . pairs	7,627	11,734	38,245	44,573	53,378	3,724	5,835	46,227	23,935	39,740
BRUSHES AND BROOMS . . . doz.	1,488	3,273	6,577	7,011	4,218	731	1,534	3,003	4,945	2,514
BUILDING AND ENGINEERING MATERIALS, other than OF IRON, STEEL, OR WOOD—										
Asphalt . . . cwt	2,041	3,102	5,234	8,724	34,184	746	1,315	2,293	5,050	30,246
Firebricks (b) . . . no.	—	—	—	—	422,507	—	—	—	—	20,965
Others . . . value	—	—	—	—	—	12,473	8,292	9,022	26,084	22,509
Total Building and Engineering materials	—	—	—	—	—	13,219	9,607	11,285	31,134	73,779
CARRIAGES AND CARTS (excluding RAILWAY CARRIAGES), AND PARTS THEREOF	—	—	—	—	—	3,613	2,499	7,464	3,582	18,816
CHEMICALS AND CHEMICAL PREPARATIONS (excluding CHEMICAL MANURES AND MEDICINES)—										
Acids . . . cwt	—	9	268	281	1,531	—	255	3,662	4,914	11,830
Bleaching materials . . .	—	734	—	4,978	2,592	—	562	—	7,777	3,830
Carbide of calcium . . .	—	5	727	288	1,536	—	6	801	968	6,298
Disinfectants . . .	5	1	12	273	278	17	4	69	1,163	1,824
Potassium compounds . . .	8	74	106	1,938	162	25	700	1,584	23,763	2,143
Soda compounds—										
Bicarbonate of soda . . .	—	—	—	6	511	—	—	—	57	2,023
Caustic soda . . .	13,828	3,699	12,719	33,560	6,898	7,048	2,831	19,783	61,577	14,326
Other sorts of chemicals value	—	—	—	—	—	2,651	23,720	30,699	95,376	52,730
Total Chemicals and Chemical preparations, etc.	—	—	—	—	—	10,641	28,098	56,589	195,505	95,023
CLOCKS AND WATCHES AND PARTS THEREOF—										
Clocks and time pieces] no.	55,688	65,016	72,327	40,879	75,087	17,814	26,368	23,766	11,589	23,396
Watches . . .	951	2,638	9,666	4,895	2,312	173	735	1,246	986	772
Parts of clocks and watches . . . value	—	—	—	—	—	81	127	197	66	63
Total Clocks and Watches and parts thereof	—	—	—	—	—	18,068	27,230	25,209	12,641	24,192
CORDAGE AND ROPE OF VEGETABLE FIBRE (excluding JUTE AND COTTON) cwt	33	138	3	3	270	91	556	17	16	1,323
CORK MANUFACTURES . . .	93	95	111	76	109	312	424	369	1,771	1,983
CUTLERY . . . value	—	—	—	—	—	6,175	19,605	18,870	27,352	41,344
CYCLES (other than MOTOR CYCLES) AND PARTS THEREOF AND ACCESSORIES	—	—	—	—	—	221	286	1,020	4,421	6,412
DRUGS AND MEDICINES (excluding chemicals and narcotics)—										
Proprietary and patent medicines . . .	—	—	—	—	—	10,850	14,880	20,486	26,741	46,957
Quinine and alkaloids thereof . . . lb	3,139	—	—	—	—	3,324	—	—	—	—
Quinine salts (a) . . .	—	11,800	1,856	9,710	5,596	—	9,085	4,194	9,310	8,247
Other sorts of drugs and medicines . . . value	—	—	—	—	—	10,809	21,556	23,021	29,293	50,020
Total Drugs and Medicines	—	—	—	—	—	24,983	45,521	47,701	64,344	105,224
DYEING AND TANNING SUBSTANCES—										
Aniline dyes . . . lb	—	2,406	372,354	335,114	374,719	—	566	258,938	247,077	336,781
Other sorts . . . value	—	—	—	—	—	80	2,714	22,429	6,633	4,236
Total Dyeing, etc.	—	—	—	—	—	80	3,280	281,367	253,710	341,017

(a) Separately recorded from April 1915

(b) 1918

NORTH AMERICA—UNITED STATES—continued

IMPORTS THEREFROM—continued

ARTICLES	QUANTITY					VALUE				
	1914-15	1915-16	1916-17	1917-18	1918-19	1914-15	1915-16	1916-17	1917-18	1918-19
						£	£	£	£	£
ELECTROPLATED WARE . . . value	—	—	—	—	—	602	621	1,866	976	1,622
FRUITS AND VEGETABLES—										
Fruits and vegetables : dried, salted, or pre- served not being canned or bottled . . . cwt	273	240	602	622	740	832	603	1,782	2,267	2,461
FURNITURE AND CARI- NETWARE . . . value	—	—	—	—	—	18,038	21,007	32,618	14,911	30,872
GLASS AND GLASSWARE—										
Bottles and phials . . . gross	18,847	14,553	22,172	14,524	36,142	2,463	2,712	3,988	3,188	5,831
Funnels, globes, and glass parts of lamps . . . value	—	—	—	—	—	6,179	16,083	4,621	3,373	3,210
Sheet and plate . . . supl. feet	54	1,149,915	2,402,169	54,000	42,650	4	13,716	89,219	1,773	2,254
Other glassware . . . value	—	—	—	—	—	818	2,275	4,872	3,876	3,400
Total Glass and Glassware . . .	—	—	—	—	—	8,464	34,730	52,700	12,210	14,695
GUMS AND RESINS—										
Rosin . . . cwt	13,311	14,249	4,749	12,633	2,302	8,618	9,778	5,731	18,747	4,190
Other sorts . . . "	—	674	178	609	60	—	529	748	1,326	227
HARDWARE excluding CUT- LERY AND ELECTROPLATED WARE—										
Agricultural implements value	—	—	—	—	—	7,040	6,751	5,973	7,303	16,954
Builders' hardware such as locks, hinges, door bolts, etc. . . "	—	—	—	—	—	7,193	25,456	41,555	53,303	71,838
Domestic hardware other than enamelled iron ware . . . "	—	—	—	—	—	2,387	3,946	5,591	8,629	4,964
Enamelled ironware . . . "	—	—	—	—	—	127	750	695	3,489	2,349
Implements and tools, other than agricul- tural implements and machine tools . . . "	—	—	—	—	—	25,186	56,706	45,418	111,788	177,585
Lamps, metal . . . no.	473,932	1,035,490	1,529,551	909,749	679,604	49,623	118,072	163,326	129,304	116,754
" glass . . . "	2,702	3,481	2,463	2,953	—	351	313	387	245	—
Parts of lamps, other than glass . . . value	—	—	—	—	—	4,211	2,985	4,901	3,400	6,133
Other sorts . . . "	—	—	—	—	—	58,325	76,771	124,291	184,257	266,435
Total Hardware exclud- ing cutlery, etc. . . "	—	—	—	—	—	155,043	291,760	392,037	506,715	663,067
HORS . . . cwt	413	345	970	1,631	2,529	2,309	1,701	4,601	11,394	18,345
INSTRUMENTS, APPARATUS, AND APPLIANCES, AND PARTS THEREOF—										
Electrical . . . value	—	—	—	—	—	32,565	52,137	79,139	138,078	237,645
Musical . . . "	—	—	—	—	—	3,801	5,056	11,419	11,331	28,407
Optical . . . "	—	—	—	—	—	887	1,157	6,685	16,752	28,782
Photographic . . . "	—	—	—	—	—	1,073	1,172	2,024	13,914	92,386
Scientific and philoso- phical . . . "	—	—	—	—	—	1,193	7,284	14,548	34,989	23,193
Surgical . . . "	—	—	—	—	—	7,374	9,969	18,975	8,887	13,989
Other kinds . . . "	—	—	—	—	—	1,361	2,313	2,565	1,629	5,714
Total Instruments, Appa- ratus, and Applian- ces, and parts thereof . . .	—	—	—	—	—	47,764	79,088	135,355	220,440	420,622
IVORY—										
Manufactured . . . value	—	—	—	—	—	36	—	—	3	3,169
LEATHER—										
Hides and skins, } cwt tanned or dressed } =no.	98 =1,746	174 =4,368	209 =5,211	69 =1,682	181 =19,092	1,375	3,177	4,655	2,368	8,786
Unwrought . . . cwt	127	94	80	156	232	543	2,203	2,222	4,643	12,112
Manufactures (ex- cluding boots and shoes and belt- ing for machinery) value	—	—	—	—	—	1,860	2,707	7,664	11,244	9,209
Total Leather . . . "	—	—	—	—	—	3,778	8,087	14,541	18,260	30,107

No. 13—continued.

NORTH AMERICA—UNITED STATES—continued

IMPORTS THEREFROM—continued

ARTICLES	QUANTITY					VALUE				
	1914-15	1915-16	1916-17	1917-18	1918-19	1914-15	1915-16	1916-17	1917-18	1918-19
LIQUORS, including METHYLATED AND PERFUMED SPIRITS—										
Ale, beer, and porter—										
Ale and beer—										
In bottle (a) . . . gals.			16,847	21,992	90,919			3,804	5,881	23,086
" bulk (a) . . . "	3,920	10,977	..	10	..	733	2,167	..	2	..
Stout and porter—										
In bottle (a) . . . "			18	..	194			3	..	102
Total Ale, beer, and porter ..	3,920	10,977	16,865	22,002	91,113	733	2,167	3,807	5,883	23,788
Spirit—										
Gin "	4	..	3,050	2	..	2,770
Liqueurs "	58	44	105	104	512	111	97	260	226	1,130
Rum "	107	4,896	1,968
Whisky "	196	..	1,900	2,243	2,876	102	..	1,072	1,261	2,576
Spirit, present in drugs, medicines, or chemicals ..	19,633	22,521	21,056	24,078	21,954	31,656	30,284	40,068	53,123	52,040
Spirit, perfumed "	350	398	668	403	767	2,254	2,265	4,681	3,660	4,895
Other sorts of spirit "	124	201	5,777	4,683	6,793	265	329	2,047	3,669	6,082
Total Spirit "	20,356	23,164	29,570	31,918	40,356	34,388	41,975	48,050	61,675	71,461
Other sorts of liquors ..	125	87	84	58	1,462	76	47	38	163	1,057
Total Liquors "	24,401	34,228	46,014	53,978	132,931	35,197	44,189	51,985	68,021	101,306
MACHINERY AND MILL-WORK—										
Prime-movers (other than electrical)—										
Locomotives (excluding those for railways) . value	1,137	333	4,140	4,040
Others "	10,126	14,053	16,831	44,701	41,678
Electrical machinery of all kinds "	6,787	11,922	38,181	55,064	109,058
Machinery, not being prime-movers or electrical machinery—										
Agricultural machinery "	441	1,345	241	122	894
Boilers "	7,244	5,363	8,401	12,548	107,790
Metal working machinery (including machine tools)	468	2,496	5,111	3,070	1,428
Mining machinery "	48,132	58,088	38,460	14,533	60,723
Oil crushing and refining machinery	1,380	1,169	7,992	28,440	23,050
Paper mill machinery "	80	1,571	2,589	6,825	7,048
Refrigerating machinery	587	1,048	448	2,637	2,588
Rice and flour mill machinery	13,004	9,226	14,286	14,302	14,993
Saw mill and wood working machinery	459	951	471	2,544	9,560
Sewing and knitting machines, and parts thereof—										
Sewing and knitting machines . no.	237	819	2,747	11,307	3,405	871	4,919	15,116	59,680	20,246
Parts of sewing and knitting machines and accessories . value	36	240	1,211	4,067	18,253
Sugar machinery "	338	1,318	705	1,953	3,063
Textile machinery "	528	3,100	6,683	40,857	108,028
Typewriters—										
Typewriters no.	3,802	3,446	4,781	7,982	6,719	42,822	37,404	58,102	162,221	76,644
Parts of typewriters and accessories . value	4,958	4,749	7,284	8,060	14,515
Other sorts of machinery	84,518	30,369	56,124	243,900	303,530
Total Machinery and Millwork	172,779	190,567	278,664	655,674	928,298
MANURES tons	10	10	10	139	2,312	211

(a) Separately recorded from April, 1916

No. 13—continued
 NORTH AMERICA—UNITED STATES—continued
 IMPORTS THEREFROM—continued

ARTICLES	QUANTITY					VALUE				
	1914-15	1915-16	1916-17	1917-18	1918-19	1914-15	1915-16	1916-17	1917-18	1918-19
METALS AND ORES—						£	£	£	£	£
Aluminium . . . owt	2,708	6,016	478	632	3,019	18,859	38,037	7,649	18,028	42,405
Brass, Bronze, and similar alloys . . . "	103	713	433	1,275	1,188	1,053	4,558	2,224	17,628	18,508
Copper (excluding Ore) . . . "	179	806	321	1,301	3,117	649	6,523	3,594	17,029	24,024
Iron . . . tons	3	810	511	1,450	4,626	46	0,039	7,801	43,955	107,065
Iron or Steel—										
Beams, pillars, girders, and bridge-work . . . "	408	4,241	1,808	261	203	3,378	38,450	25,224	5,833	10,592
Bolts and nuts . . . "	167	1,356	993	373	1,664	4,738	32,489	35,195	18,559	114,510
Hoops and strips . . . "	1,956	7,084	5,857	7,428	8,209	19,391	106,356	136,475	277,226	391,949
Nails, rivets, and washers . . . "	1,751	9,317	7,289	4,692	10,401	20,578	171,155	200,135	187,512	501,834
Pipes and fittings, cast . . . "	616	1,216	1,111	373	1,780	8,076	20,008	23,754	15,036	73,227
Rails, chairs, and fish-plates excluding those for railways . . . "	259	2,069	579	549	83	1,733	22,220	6,768	11,672	2,137
Screws . . . "	24	451	670	174	1,568	1,371	19,105	29,997	15,863	105,476
Sheets and plates—										
Galvanized . . . "	4,218	5,764	2,198	4,205	629	55,400	84,978	64,309	166,458	40,993
Tinned . . . "	694	11,898	16,528	8,876	4,826	10,458	224,366	397,686	279,998	162,448
Not galvanized or tinned . . . "	2,303	5,030	5,076	14,471	7,670	16,903	53,832	125,201	525,492	450,836
Total Sheets and plates . . . "	7,215	22,692	23,742	27,552	13,134	82,761	363,176	687,196	971,948	654,277
Tubes, pipes and fittings, wrought . . . "	12,655	22,247	12,435	7,739	5,842	166,584	340,618	308,049	254,623	258,803
Wire other than fencing wire . . . "	1,625	3,829	2,078	5,449	5,312	26,314	71,467	61,674	221,289	228,712
Wire rope (a) . . . "	—	—	—	—	60	—	—	—	—	8,267
Other manufactures of iron or steel . . . "	315	947	1,566	755	675	4,786	13,164	25,473	38,433	40,913
Total Iron or Steel . . . "	23,993	76,049	58,186	55,345	49,041	339,705	1,198,208	1,444,940	2,018,024	2,489,706
Steel—										
Angle and spring . . . "	1,062	8,192	2,238	1,536	4,804	7,870	84,395	29,419	36,797	288,082
Bars and channel . . . "	3,000	29,240	9,699	4,293	17,460	20,264	303,202	145,965	138,185	743,067
Cast . . . "	1	367	11	48	199	192	5,216	809	4,076	14,732
Ingots, blooms, billets, and slabs . . . "	—	—	3	10	20	—	—	153	330	1,107
Total Steel . . . "	4,063	37,799	11,951	5,887	22,483	28,326	393,313	175,846	179,397	1,047,078
Lead—										
Unwrought—										
Pig . . . owt	200	521	559	377	..	208	720	1,023	1,520	..
Other sorts . . . "	..	22	2	40	2
Wrought—										
Sheets, pipes and tubes, . . . "	4	313	634	9	1,817	4,227
Other sorts . . . "	193	832	2,034	885	2,739	7,240
Total Lead (excluding Ore) . . . "	200	543	758	1,522	2,668	208	760	1,919	6,076	11,467
Tin . . . "	67	..	408	120	..	110	..	1,333	474	..
Zinc or spelter . . . "	1,994	1,614	1,616	2,765	1,441	3,925	5,084	8,482	14,974	8,174
Others . . . "	21	61	277	1,067	5,141	68	192	1,002	5,627	27,664
Total Metals (excluding ores) tons	31,327	115,155	70,862	63,110	76,978	387,758	1,655,701	1,654,790	2,316,212	3,827,751
Total Ores . . . "	110	4,160	..	8
MOTOR CARS AND MOTOR CYCLES AND PARTS THEREOF—										
Motor cars . . . no.	510	2,136	4,169	1,222	368	74,574	347,446	815,784	246,929	56,003
Motor cycles . . . "	0	71	526	175	10	354	3,758	21,080	9,327	532
Motor wagons . . . "	10	45	163	6	4	3,996	18,246	63,966	2,588	1,652
Parts of motor cars and motor cycles and accessories . . . value	—	—	—	—	—	11,826	20,865	72,523	101,237	100,198
Total Motor Cars and Motor Cycles, etc. . . "	—	—	—	—	—	90,660	390,315	973,370	360,121	167,385
OILS—										
Mineral—										
Fuel oils . . . gals.	124,958	1,538	..
Kerosene . . . "	47,249,307	41,830,886	39,303,407	22,744,131	9,844,256	1,844,715	1,296,465	1,462,710	916,449	590,320
Lubricating oils . . . "	8,015,581	10,209,786	12,057,877	11,240,926	12,613,756	277,679	345,819	566,877	672,777	834,354
Petroleum, dangerous (hashing below 76° F. Benzine, Benzol, Petrol and other motor spirits) . . . "	51,899	50,299	14,312	16,000	159	3,444	8,853	1,504	2,667	86
Other kinds . . . "	382,078	348,605	481,521	245,230	805,318	21,184	24,028	42,587	27,225	40,168
Total Mineral oils . . . "	55,689,865	52,439,566	51,856,617	34,371,245	23,263,489	1,647,022	1,669,865	2,073,878	1,620,656	1,464,378

(a) Separately recorded from April, 1918

No. 13—continued

NORTH AMERICA—UNITED STATES—continued
IMPORTS THEREFROM—continued



ARTICLES	QUANTITY					VALUE				
	1914-15	1915-16	1916-17	1917-18	1918-19	1914-15	1915-16	1916-17	1917-18	1918-19
<i>OILS—continued</i>										
Other kinds of oils . gals.	69	463	745	336	3,450	37	462	238	400	1,887
Total Oils . . .	55,689,934	62,440,010	51,867,862	34,371,581	23,266,939	1,647,059	1,670,127	2,075,608	1,621,056	1,466,265
OIL-CLOTH AND FLOOR-CLOTH . sq. yds.	234,876	414,328	751,401	97,816	117,949	3,791	17,506	31,844	4,077	14,491
PACKING—ENGINE AND BOILER—OF ALL KINDS (INCLUDING ASBESTOS) value	—	—	—	—	—	2,553	897	2,182	2,140	4,083
<i>PAINTS AND PAINTERS' MATERIALS—</i>										
Paints and Colours . . cwt	2,976	2,014	3,656	8,581	32,412	3,539	5,680	41,528	35,799	135,637
Painters' materials . value	—	—	—	—	—	8,840	2,857	5,735	5,789	29,148
Total Paints and painters' materials . . .	—	—	—	—	—	12,379	8,037	47,261	41,588	164,785
<i>PAPER AND PASTEBOARD—</i>										
Packing paper . . . cwt	6,739	44	5,503	1,187	3,979	2,543	108	7,016	2,270	13,016
Printing paper . . .	4,119	4,891	30,334	17,694	55,302	3,764	5,316	65,162	46,069	169,400
Writing paper and envelopes . value	—	—	—	—	—	2,190	2,587	32,241	13,861	111,854
Other kinds of paper . cwt	8,938	11,530	19,785	23,574	18,237	7,376	12,250	34,859	61,109	69,758
Paper manufactures (a) value	—	—	—	—	—	—	—	—	—	23,700
Pasteboard, mill-board, and cardboard of all kinds . . .	1,003	1,613	2,876	3,877	4,367	929	1,948	3,518	11,135	11,936
Total Paper and Pasteboard value	—	—	—	—	—	16,802	22,209	142,796	134,584	399,604
PARAFFIN WAX . . . cwt	1,510	2,701	1,107	344	..	1,733	3,132	1,297	468	..
PITCH, TAR AND DAMMER . .	2,120	416	671	81	2,102	727	252	938	21	2,046
POLISHES . . . value	—	—	—	—	—	443	1,704	2,756	8,802	9,404
<i>PRINTING AND LITHOGRAPHING MACHINERY AND MATERIALS (excluding paper)—</i>										
Printing and lithographing presses . . .	—	—	—	—	—	2,988	1,865	3,798	1,806	9,659
Other materials . . .	—	—	—	—	—	1,987	1,822	2,319	3,000	6,006
Total Printing and Lithographing machinery, etc. . .	—	—	—	—	—	4,975	3,687	6,117	5,272	15,665
<i>PROVISIONS AND OILMAN'S STORES—</i>										
Bacon and hams . . . lbs	1,940	551	3,696	59,980	185,148	321	25	225	4,993	16,232
Cheese (including canned) . .	1,310	643	1,504	298,632	236,243	90	29	104	24,310	28,740
Cocoa and chocolate	9	1,252	30,529	535,062	..	1	97	2,240	45,808
Farinaceous and patent food . cwt	7,321	7,714	10,000	20,122	6,679	14,079	16,592	34,885	112,420	52,259
Jams and jellies . . . lb	7,740	6,019	15,677	15,959	70,336	125	135	391	504	4,001
Lard . . .	40,476	500	44,600	717	..	936	18	1,408	35	..
Milk, condensed and preserved, including milk cream . . .	35,644	61,374	604,002	1,062,677	1,825,693	829	1,082	15,223	82,168	75,693
Other sorts of provisions—Canned and bottled provisions . cwt	9,432	11,857	23,547	30,694	41,411	22,693	20,818	74,325	135,634	175,546
Others . . . value	—	—	—	—	—	1,276	1,500	3,073	8,848	16,883
Total Provisions and Oilman's stores . . .	—	—	—	—	—	40,551	50,200	130,630	371,269	412,784
<i>RAILWAY PLANT AND ROLLING-STOCK—</i>										
Carriages and wagons and parts thereof . . .	—	—	—	—	—	162	142	..	2,739	25,060
Locomotive engines and tenders and parts thereof . . .	—	—	—	—	—	..	10,241	9,727	8,958	452
<i>Materials for construction—</i>										
Rails, chairs, and fish-plates of steel or iron cwt	65	75,580	56,079	3,608	..	33	37,306	48,976	8,110	..
Sleepers of wood . . .	405,406	47,389	..	90	..	94,350	13,534	..	46	..
Other kinds of materials . .	221	..	11,127	3	241	..	12,736	..
Total Railway plant and rolling-stock . value	—	—	—	—	—	84,906	61,223	66,489	14,853	25,510

(a) Separately recorded from April, 1918

NORTH AMERICA—UNITED STATES—continued

IMPORTS THEREFROM—concluded

ARTICLES	QUANTITY					VALUE				
	1914-15	1915-16	1916-17	1917-18	1918-19	1914-15	1915-16	1916-17	1917-18	1918-19
RUBBER—						£	£	£	£	£
Manufactures—										
Tyres for motor cars and motor cycles . . . no.	180	4,595	7,472	17,207	14,625	655	18,478	35,006	71,727	70,105
Tubes for motor tyres . . . "	202	3,032	5,529	11,594	15,065	211	2,393	5,578	19,341	10,105
Other manufactures, except apparel, boots and shoes . . . value	—	—	—	—	—	1,459	3,074	7,479	9,809	10,780
Total rubber manufactures . . .	—	—	—	—	—	2,325	23,945	48,063	94,937	112,080
SALT tons	8	08	2	4	8	116	1,016
SEEDS cwt	89	208	189	132	80	667	1,592	2,426	1,677	1,897
SHIPS, PARTS OF (including LAUNCHES AND BOATS) . . . value	—	—	—	—	—	3,618	3,899	4,215	20,478	10,500
SMOKER'S REQUISITES (excluding TOBACCO) . . . "	—	—	—	—	—	10	9	151	1,384	274
SOAP cwt	791	2,719	1,921	2,271	3,611	6,967	16,535	14,779	21,585	33,335
STARCH AND FARINA . . . "	223	3,575	3,280	10,102	970	167	3,540	3,174	19,843	2,074
STATIONERY (excluding PAPER) . . . value	—	—	—	—	—	15,034	33,035	48,992	38,192	50,142
SUGAR cwt	153	235	409	8,763	3,018	1,345	1,542	2,426	20,805	15,580
TALLOW AND STEARINE (including GREASE AND ANIMAL FAT) . . . "	621	5,645	3,298	3,586	12,024	982	12,842	9,094	17,060	68,236
TEA-CHESTS, ENTIRE OR IN SECTION . . . value	—	—	—	—	—	1	24,951	54,355
TELEPHONES, MATERIALS FOR CONSTRUCTION AND ACCESSORIES . . . "	—	—	—	—	—	22	414	223	1,217	5,080
TEXTILES—										
Cotton—										
Manufactures—										
Blankets lb	4	590	1,944	15,990	543	1	41	213	2,341	97
Hosiery value	—	—	—	—	—	608	2,434	7,681	10,673	7,312
Piece goods—										
Grey (unbleached) . . . yards	9,459,999	13,595,600	7,796,410	5,640,200	286,902	155,566	227,686	162,360	110,570	15,399
White (bleached) . . . "	18,923	16,700	33,807	425,753	400,152	289	333	700	17,899	17,805
Coloured, printed, or dyed . . . "	18,232	210,738	102,426	193,486	1,356,972	293	3,473	5,351	9,941	77,000
Fents of all descriptions . . . "	2,065,047	3,131,846	3,497,827	6,431,142	8,860,884	16,474	25,848	35,225	91,888	112,038
Haberdashery and millinery value	—	—	—	—	—	4,917	6,260	13,330	10,888	15,970
Silk—										
Manufactures "	—	—	—	—	—	1,178	1,250	4,417	5,142	5,042
Wool—										
Manufactures "	—	—	—	—	—	392	289	5,714	3,268	1,364
TOBACCO—										
Unmanufactured lb	56,792	9,100	12,700	20,867	43,101	2,685	364	637	1,461	4,408
Manufactured—										
Cigars "	8	..	11	..	2,446	8	..	3	..	1,913
Cigarettes "	4,161	437	75,569	..	935,592	759	65	21,205	..	279,115
Other sorts "	111,204	81,947	90,112	95,193	222,149	9,018	7,323	9,225	10,258	19,890
Total Tobacco	172,165	91,484	178,442	115,865	1,203,283	12,465	7,757	31,070	11,719	305,335
TOILET REQUISITES (not specified ELSEWHERE) . . . value	—	—	—	—	—	13,306	20,837	24,832	44,735	77,613
TOYS AND REQUISITES FOR GAMES AND SPORTS including FISHING TACKLE . . . "	—	—	—	—	—	12,063	27,221	40,339	25,012	65,351
UMBRELLAS AND UMBRELLA-FITTINGS . . . "	—	—	—	—	—	..	15,835	22,169	940	8,089
WOOD AND TIMBER—										
Timber other than railway sleepers cub. tons	2,406	6,927	11,590	13,027	1,610	8,616	39,996	120,140	149,036	20,133
Other kinds value	—	—	—	—	—	127	79	334	593	1,734
Manufactures of wood "	—	—	—	—	—	6,554	15,778	16,841	6,666	31,432
Total Wood and Timber	—	—	—	—	—	15,296	55,851	137,315	156,235	55,329
ARTICLES IMPORTED BY PORT "	—	—	—	—	—	62	47	1	22	103
ALL OTHER ARTICLES OF MERCHANDISE "	—	—	—	—	—	6,403	11,531	14,541	20,984	27,371
GRAND TOTAL	—	—	—	—	—	3,119,951	5,247,410	7,303,872	7,875,854	10,765,740

No. 13—continued
 NORTH AMERICA—UNITED STATES—continued
 EXPORTS THERETO

INDIAN MERCHANDISE

ARTICLES	QUANTITY					VALUE				
	1914-15	1915-16	1916-17	1917-18	1918-19	1914-15	1915-16	1916-17	1917-18	1918-19
APPAREL (INCLUDING DRA- PERY, UNIFORMS, ACCOU- TREMENTS, BUT EXCLUD- ING HOSIERY AND BOOTS AND SHOES) value	—	—	—	—	—	£	£	£	£	£
ART. WORKS OF	—	—	—	—	—	1,630	224	330	72	62
BRISTLES cwt	—	—	—	—	220	887	7	608	227	8,408
CANDLES OF ALL KINDS lb	—	—	—	116,800	—	—	—	—	2,190	—
CHEMICALS AND CHEMICAL PREPARATIONS (EXCLUD- ING CHEMICAL MANURES AND MEDICINES)— Potassium Compounds— Nitrate cwt	15,003	9,984	13,000	14,895	104,372	12,572	12,780	16,408	19,157	134,046
Other sorts of Chemicals value	—	—	—	—	—	—	—	4,015	72,309	15,333
COAL, COKE, AND PATENT FUEL— Coal tons	1,455	—	—	—	—	800	—	—	—	—
COIR— Manufactured (exclud- ing rope) cwt	30,463	46,724	31,402	55,957	10,576	37,887	88,241	25,927	45,216	10,541
DRUGS AND MEDICINES— Nux vomica "	16,012	24,557	28,957	22,900	31,898	7,336	11,708	16,428	14,208	32,854
Senna "	4,835	3,557	13,861	27,493	7,782	6,245	5,130	31,122	33,179	11,916
Other sorts value	—	—	—	—	—	2,257	1,312	10,105	9,673	7,742
TOTAL DRUGS AND MEDIC- INES (EXCLUDING CHEMI- CALS AND NARCOTICS) "	—	—	—	—	—	15,888	19,160	57,656	57,058	52,512
DYEING AND TANNING SUBSTANCES— Cutch and Gambler cwt	3,275	14,745	3,803	9,100	11,400	3,453	14,765	4,177	9,615	14,346
Indigo "	210	5,948	6,410	12,983	7,189	10,783	244,970	275,125	407,976	158,131
Myrabalans "	189,338	267,417	133,668	40,310	49,993	58,439	85,412	36,380	11,072	14,319
Turneric "	2,808	450	32,455	40	320	1,672	250	33,683	53	373
Other sorts "	—	—	—	—	—	—	—	10	—	—
Total Dyeing and Tanning substances "	195,731	288,560	176,336	62,433	68,002	74,347	345,397	351,375	428,716	187,169
FIBRE FOR BRUSHES AND BROOMS "	5,329	4,234	10,920	30,054	12,806	6,219	6,812	13,357	42,524	19,726
FISH (EXCLUDING CANNED FISH)— Fishmaws and sharkfins "	53	56	89	—	—	603	450	1,180	—	—
FRUITS AND VEGETABLES— Fruits and vegetables: dried, salted, or pre- served, all sorts "	8,970	4,617	2,544	882	2,119	19,329	10,033	5,808	2,129	5,506
FURNITURE AND CABINET- WARE value	—	—	—	—	—	849	174	665	494	11
GRAIN, PULSE, AND FLOUR— Jawar and baiza cwt	63,130	802	—	—	—	16,578	242	—	—	—
Lentils (a) "	—	—	—	—	2,000	—	—	—	—	1,000
Pulse "	132	879	62,219	29,463	—	60	531	21,204	19,176	—
Rice, not in the husk "	18,442	19,754	97,255	157,200	1,104,380	6,960	6,554	33,940	57,966	365,821
Other sorts "	661	12	1	73	—	129	6	1	23	—
Total Grain, Pulse, and flour "	82,365	21,447	159,475	186,736	1,100,386	23,727	7,383	55,145	77,165	356,821
GUMS AND RESINS— Arabic "	2,605	398	794	1,001	1	3,905	594	1,653	2,008	9
Other sorts "	7,129	7,186	18,144	18,034	17,525	11,596	11,894	35,131	52,173	64,912
Total Gums and Resins "	9,734	7,582	18,938	19,035	17,526	15,501	12,488	36,784	54,181	64,921
HIDES AND SKINS, RAW— Hides, raw— Buffalo hides cwt	107,074	108,495	215,718	54,823	25,660	508,485	441,720	1,153,896	266,422	102,450
Cow hides cwt	73,834	191,057	208,604	10,743	168,060	307,892	986,004	1,200,523	53,066	51,679
Calf skins cwt	3,002	12,813	36,845	12,557	7,380	34,436	72,841	217,299	71,141	40,863
Other hides cwt	123	—	—	—	—	482	—	—	—	—
Skins, raw— Goat skins cwt	300,676	353,997	452,151	329,238	347,209	1,201,477	1,636,534	3,706,548	2,387,440	3,167,803
Sheep skins cwt	24,682	31,404	43,884	29,944	29,315	121,224	147,311	316,720	204,973	221,724
Total Hides, raw cwt	189,173	312,055	461,167	78,123	41,456	840,235	1,600,615	2,571,718	390,529	194,062
Skins, raw— Goat skins cwt	300,676	353,997	452,151	329,238	347,209	1,201,477	1,636,534	3,706,548	2,387,440	3,167,803
Sheep skins cwt	24,682	31,404	43,884	29,944	29,315	121,224	147,311	316,720	204,973	221,724
Total Skins, raw cwt	325,358	385,401	496,035	359,182	376,524	1,322,701	1,783,845	4,023,268	2,592,413	3,389,527
Total Hides and Skins, raw cwt	514,531	697,456	957,202	437,305	417,980	2,162,936	3,284,460	6,594,986	2,982,942	3,584,524
Cuttings of Hides and skins, raw cwt	11,667	4,458	—	1,302	—	10,504	2,423	—	2,126	—

(a) Separately recorded from April, 1918

NORTH AMERICA—UNITED STATES—continued

EXPORTS THERETO—continued

INDIAN MERCHANDISE—continued

ARTICLES	QUANTITY					VALUE				
	1914-15	1915-16	1916-17	1917-18	1918-19	1914-15	1915-16	1916-17	1917-18	1918-19
HORN TIPS AND PIECES OF BORN, AND BORN MEAL cwt	30	500	123	2,500
LAC—										
Button	2,019	2,370	727	288	748	7,301	7,763	3,073	7,552	7,383
Seed	3,244	15,660	20,689	6,518	1,464	7,401	30,398	107,279	47,867	13,347
Shell	177,644	232,023	239,521	204,050	93,448	537,416	654,245	1,308,065	1,721,358	847,603
Stick	428	3,086	7,295	1,504	..	772	6,827	23,020	7,550	..
Other kinds (excluding lacaye)	12,144	17,799	18,230	21,516	6,560	3,076	13,609	17,857	37,808	12,486
Total Lac	195,479	270,944	292,462	234,426	108,229	560,866	718,842	1,459,292	1,821,635	880,309
LEATHER—										
Hides, tanned or dressed—										
Buffalo hides { cwt 170 704 } £71 4,387	=7,930	3,505
Cow hides { cwt 950 872 } 5,684	=3,505
Total Hides, tanned or dressed { cwt 1,120 1,076 } £6,555 7,892	=12,938	=15,272
Skins, tanned or dressed—										
Goat skins { cwt 6,913 25,682 30,073 4,747 3,363 } £93,324 349,416 537,846 124,334 110,950	=741,042	=2,846,363	=3,382,763	=641,863	=380,414
Sheep skins { cwt 6,209 9,770 16,066 3,176 4,832 } £79,922 131,134 288,658 80,109 148,553	=823,604	=1,404,088	=2,201,923	=522,833	=720,420
Other skins { cwt 13 977 } £75 5 10,202	=750	1	=64,975
Total Skins, tanned or dressed { cwt 13,135 35,452 46,139 7,922 9,172 } £173,321 480,555 826,504 204,443 269,754	=1,566,290	=4,250,452	=5,584,686	=1,164,696	=1,165,809
MANURES tons	11,403	10,598	3,150	..	1,388	61,338	47,914	12,177	..	5,689
METALS AND ORES—										
Brass, Bronze, and similar alloys, wrought cwt	13	1	21	1	..	207	11	204	20	..
Copper, ore tons	310	2,509
Ferro Manganese (σ)	900	22,500
Iron or steel—Pig	4,135	12,539
Manganese ore	73,503	47,470	65,082	44,051	9,601	73,503	61,376	128,732	72,595	11,108
Others	449	670	147	3	..	9,760	18,807
Total Metals and ores	77,049	47,400	65,063	44,500	11,170	89,055	61,390	128,936	82,375	52,415
MICA cwt	4,933	2,786	7,978	37,633	22,694	62,659
OILS—										
Essential gals.	6,117	9,688	3,139	21,256	10,551	9,908	9,730	12,997	2,080	13,463
Vegetable, non-essential—										
Coconut	180,098	854,378	400,041	26,966	110,858	51,293
Other sorts	130	17	..
Total Oils	186,215	864,066	403,180	21,376	10,551	36,874	120,688	64,290	22,000	13,463
PARAFFIN WAX cwt	33,150	16,923	29,535	22,100	4,800	50,273	20,001	44,799	38,515	7,280
PROVISIONS AND OILMAN'S STORES—										
Pickles, chutnies, and condiments	1,920	728	1,265	901	53	2,315	1,333	2,291	2,077	198
Other sorts of provisions value	39	10,467	56,425	10,389	1,040
Total Provisions and Oilman's stores	1,920	728	1,265	901	53	2,354	11,800	58,716	12,416	1,238
RUBBER, RAW lb	..	219,296	414,671	906,071	121,993	..	27,536	56,387	121,567	10,091

(a) Separately recorded from April, 1918

No. 13—continued
NORTH AMERICA—UNITED STATES—continued
EXPORTS THERETO—continued

INDIAN MERCHANDISE—continued

ARTICLES	QUANTITY					VALUE				
	1914-15	1915-16	1916-17	1917-18	1918-19	1914-15	1915-16	1916-17	1917-18	1918-19
SEEDS—										
Essential . . . cwt	600	9,032	9,530	5,457	2,051	£ 160	£ 2,961	£ 4,478	£ 4,215	£ 2,261
Non-essential—										
Castor . . . "	321,660	854,412	427,339	363,883	..	159,100	150,700	213,650	210,738	..
Copra . . . "	..	1,611	9,098	1,877	9,986
Groundnuts . . . "	22,046	38,573	12,425	20,446
Linseed . . . "	..	17,093	55,315	..	170,978	..	7,316	37,488	..	140,742
Mustard . . . "	2,610	3,405	10,800	3,278	1,080	2,288	3,490	8,856	3,326	1,453
Poppy . . . "	6,212	2,066	6,642	3,328
Other sorts . . . "	6	2	8	6	1	6
Other than oil seed . . . "	2,002	3	6,035	30	..	893	4	3,278	28	..
Total Seeds . . . "	320,872	866,456	516,122	400,908	214,765	162,585	176,366	277,742	237,870	168,238
SHELLS (chanks, sankhli, large, ornamental shells, cowrie, mother of pearl shells and oyster shells). "	382	25	..	1,113	83	..
SPECIMENS ILLUSTRATIVE OF NATURAL SCIENCES value	—	—	—	—	—	164	244	965	879	..
SPICES—										
Cardamoms . . . lb	15,120	27,888	54,932	19,152	3,360	2,310	3,168	4,951	1,431	300
Chillies . . . "	349,566	791,164	816,928	3,208	9,645	11,520
Ginger . . . "	711,713	874,384	862,702	106,589	..	6,679	9,047	10,423	1,636	..
Pepper . . . "	5,292,056	6,390,020	4,153,543	967,801	2,021,184	98,293	121,574	113,275	28,067	82,169
Other sorts . . . "	16,800	8,960	30,912	1,642	17,713	400	160	368	20	304
Total Spices . . . "	6,385,255	8,092,416	5,019,082	1,065,184	2,042,262	110,800	143,584	140,537	31,154	82,773
STONE AND MARBLE . . . cwt	4,337	1,068	4,272	8	..	876	711	1,687	—	..
TEA, BLACK . . . lb	2,710,177	3,439,968	3,031,648	20,665,473	1,851,289	85,400	127,466	109,323	682,616	62,000
" GREEN . . . "	27,357	8,000	901	100
Total Tea . . . "	2,737,534	3,442,968	3,031,648	20,665,473	1,851,289	86,301	127,566	109,323	682,616	62,000
TEA WASTE, FOR THE MANUFACTURE OF CAFFEINE "	2,250,361	3,110,079	2,730,972	6,947,002	952,428	14,343	23,277	31,584	108,952	17,758
TEXTILES—										
Cotton, Raw . . . cwt	30,809	34,384	14,420	31,530	8,569	66,243	57,441	36,956	111,097	39,903
Kapok . . . "	146	143	362	—	..	400	334	693
Cotton Manufactures (including twist and yarn), value	—	—	—	—	—	21	230	1,864	1,216	510
Haberdashery and Millinery . . . "	—	—	—	—	—	567	20	3,465	204	..
Hemp (chiefly sann), raw . . . cwt	5,259	225	8,111	49,943	40,625	4,350	42	11,185	58,088	45,903
Jute—										
Raw . . . tons	81,115	106,033	123,714	94,171	61,229	886,184	1,448,059	2,091,161	1,359,316	1,267,028
Manufactures—										
Gunny bags . . . no.	73,123,200	44,004,820	32,575,700	45,785,800	46,447,700	1,023,136	598,584	683,504	860,178	1,470,949
" cloth . . . yards	705,909,139	660,554,000	689,255,828	797,144,995	639,582,085	5,710,451	6,136,247	7,420,448	10,599,377	13,150,566
Other kinds . . . value	—	—	—	—	—	162	305	7,248	1,843	27
Total Jute manufactures (including twist and yarn) . . . "	—	—	—	—	—	6,733,749	6,735,136	8,111,200	11,461,403	14,621,542
Silk—										
Raw . . . lb	..	1,275	14,000	..	5,125	..	650	175	..	4,202
Manufactures . . . value	—	—	—	—	—	587	774	794	473	1,162
Wool—										
Raw . . . lb	620,776	334,190	26,203	14,726
Manufactures—										
Carpets and rugs . . . "	105,183	179,612	310,609	166,428	34,733	19,442	35,366	57,253	48,459	6,887
Other sorts . . . value	—	—	—	—	—	..	219	94	812	1,000
Total Woollen manufactures . . . "	—	—	—	—	—	19,442	35,585	57,347	48,771	7,837
TOYS AND REQUISITES FOR GAMES AND SPORTS, INCLUDING FISHING TACKLE (OTHER THAN FIREARMS) "	—	—	—	—	—	1,841	406	1,474	925	20

No. 13—continued
 NORTH AMERICA—UNITED STATES—concluded
 EXPORTS THERETO—concluded

INDIAN MERCHANDISE—concluded

ARTICLES	QUANTITY					VALUE				
	1914-15	1915-16	1916-17	1917-18	1918-19	1914-15	1915-16	1916-17	1917-18	1918-19
WAX OF ALL KINDS, OTHER THAN PARAFFIN WAX (EXCLUDING CANDLES) . cwt	45	69	120	435	9	300	369	739	2,950	76
WOOD AND TIMBER—										
Timber, other than railway sleepers—										
Teak wood . cubic tons	658	532	657	4,808	323	8,341	8,144	9,896	66,506	4,741
Other timber	4	4	..	47	12	..
WOOD—										
Ornamental—										
Sandal (a) tons	—	—	—	—	42	10,356	57,994	55,406	21,833	2,790
Manufactures of wood, other than furniture and cabinet-ware	—	—	—	—	—	10	269	15
Total Wood and Timber	—	—	—	—	—	18,754	66,407	65,407	88,351	7,531
ARTICLES EXPORTED BY POST	—	—	—	—	—	164	130	2,761	71	20
ALL OTHER ARTICLES OF MERCHANDISE	—	—	—	—	—	20,956	15,837	5,308	32,842	34,834
GRAND TOTAL	—	—	—	—	—	11,561,669	14,008,170	20,799,568	20,307,228	22,043,433

FOREIGN MERCHANDISE

ARTICLES	QUANTITY					VALUE				
	1914-15	1915-16	1916-17	1917-18	1918-19	1914-15	1915-16	1916-17	1917-18	1918-19
APPAREL (including DRAPERY, UNIFORMS, ACCOUTREMENTS, BUT EXCLUDING HOSIERY AND BOOTS AND SHOES) value	—	—	—	—	—	833	604	19	..	77
DRUGS AND MEDICINES (EXCLUDING CHEMICALS AND NARCOTICS)	—	—	—	—	—	470	76	3,564	1,806	1,738
FISH (EXCLUDING CANNED FISH)—										
Fishmaws and sharkfins . cwt	114	960
FRUITS AND VEGETABLES—										
Fruits and vegetables: dried, salted, or preserved	166	518	14	297	1,012	37	..
GUMS AND RESINS—										
Arabic cwt	..	217	792	..	412	..	359	1,657	..	1,980
Other sorts	4,121	4,108	6,319	5,540	11,467	6,803	5,460	8,071	9,534	61,423
TOTAL GUMS AND RESINS	4,121	4,320	7,111	5,540	11,879	6,803	5,819	9,728	9,534	63,403
SKINS, RAW	1,018	5,752	21,988	54,823
INSTRUMENTS, APPARATUS, AND APPLIANCES, AND PARTS THEREOF value	—	—	—	—	—	47	125	529	30	924
SHELLS AND COUSIES	—	—	—	—	—	5,769	..	3,903
SPICES lb	14,184	335,945	369,278	679	10,952	12,586
TEXTILES—										
Wool, raw	1,210,544	1,431,600	197,891	37,778	69,374	9,440
.. manufactures . value	—	—	—	—	—	284	107	1,956	20,284	815
TOBACCO lb	3	..	88,566	..	112	4	..	1,051	..	37
ARTICLES RE-EXPORTED BY POST value	—	—	—	—	—	10	648	60	31	26
ALL OTHER ARTICLES OF MERCHANDISE	—	—	—	—	—	1,975	1,235	1,603	5,863	464
GRAND TOTAL	—	—	—	—	—	49,178	78,285	85,310	70,525	188,798
GRAND TOTAL OF INDIAN AND FOREIGN MERCHANDISE	—	—	—	—	—	11,610,842	14,176,455	20,834,878	20,377,753	22,182,231

(a) Quantity figures not available prior to April, 1918

No. 13—continued

NORTH AMERICA—NEWFOUNDLAND AND COAST OF LABRADOR

ARTICLES	IMPORTS					EXPORTS, INCLUDING RE-EXPORTS				
	1914-15	1915-16	1916-17	1917-18	1918-19	1914-15	1915-16	1916-17	1917-18	1918-19
TOTAL VALUE	£	£	£	£	£	£	£	£	£	£
	200	1,204

NORTH AMERICA—BERMUDAS

ARTICLES	IMPORTS					EXPORTS, INCLUDING RE-EXPORTS				
	1914-15	1915-16	1916-17	1917-18	1918-19	1914-15	1915-16	1916-17	1917-18	1918-19
TOTAL VALUE	£	£	£	£	£	£	£	£	£	£
	346	541	523	181	..

NORTH AMERICA—CUBA

IMPORTS THEREFROM

ARTICLES	QUANTITY					VALUE				
	1914-15	1915-16	1916-17	1917-18	1918-19	1914-15	1915-16	1916-17	1917-18	1918-19
TOTAL VALUE	—	—	—	—	—	£	£	£	£	£
	193	19	337	..

EXPORTS THERETO

INDIAN MERCHANDISE

ARTICLES	QUANTITY					VALUE				
	1914-15	1915-16	1916-17	1917-18	1918-19	1914-15	1915-16	1916-17	1917-18	1918-19
GRAIN, PULSE, AND FLOUR—						£	£	£	£	£
Rice, not in the husk . cwt	647,115	1,001,044	1,713,012	988,515	893,720	227,718	350,740	647,422	316,137	350,088
LAC, SHELL	620	5,754
TEA, BLACK lb	55	30,601	5	1,020
TEXTILES—										
Jute—										
Manufactures—										
Gunny bags no.	54,000	27,000	48,000	..	1,00,000	598	412	544	..	2,783
Gunny cloths yards
ALL OTHER ARTICLES OF MERCHANDISE . . . value	2,052	133	..	1	32
GRAND TOTAL	534,563	921,682	1,486,086	1,394,811	1,153,467

FOREIGN MERCHANDISE

None

HAYTI AND ST. DOMINGO
PORTO RICO

(426)

No. 13—continued

NORTH AMERICA—HAYTI AND ST. DOMINGO

IMPORTS THEREFROM

None

EXPORTS THERETO

INDIAN MERCHANDISE

ARTICLES	QUANTITY					VALUE				
	1914-15	1915-16	1916-17	1917-18	1918-19	1914-15	1915-16	1916-17	1917-18	1918-19
GRAIN, PULSE, AND FLOUR— Rice, not in the husk . . . owt.	..	11,000	18,045	..	43,192	£ ..	£ 3,385	£ 5,540	£ ..	£ 13,068
TEXTILES— Jute— Manufactures— Gunny bags . . . no.	269,800	403,200	347,200	..	25,200	8,038	10,178	11,307	..	1,512
ALL OTHER ARTICLES OF MERCHANDISE . . . value	—	—	—	—	—	37
GRAND TOTAL . . .	—	—	—	—	—	8,075	13,513	16,856	..	15,180

FOREIGN MERCHANDISE

None

NORTH AMERICA—PORTO RICO

IMPORTS THEREFROM

None

EXPORTS THERETO

INDIAN MERCHANDISE

ARTICLES	QUANTITY					VALUE				
	1914-15	1915-16	1916-17	1917-18	1918-19	1914-15	1915-16	1916-17	1917-18	1918-19
TEXTILES— Jute— Manufactures— Gunny bags . . . no.	1,117,400	1,536,000	1,687,900	2,223,400	1,088,700	20,750	37,007	45,939	61,233	55,223
GRAND TOTAL . . . value	—	—	—	—	—	20,750	37,007	45,939	61,233	55,223

FOREIGN MERCHANDISE

None

No. 13—continued.

NORTH AMERICA—WEST INDIES (BRITISH AND FOREIGN)

IMPORTS THEREFROM

ARTICLES	QUANTITY					VALUE				
	1914-15	1915-16	1916-17	1917-18	1918-19	1914-15	1915-16	1916-17	1917-18	1918-19
TOTAL VALUE						£ 284	£ 141	£ 241	£ 84	£ ..

EXPORTS THERETO

INDIAN MERCHANDISE

ARTICLES	QUANTITY					VALUE				
	1914-15	1915-16	1916-17	1917-18	1918-19	1914-15	1915-16	1916-17	1917-18	1918-19
APPAREL (INCLUDING DRESS, UNIFORMS, AND ACCOUTREMENTS, BUT EXCLUDING HOSIERY AND BOOTS AND SHOES) value						£ 612	£ 133	£ 145	£ 90	£ ..
COAL, COKE, AND PATENT FUEL tons	1,857	845	850			1,083	467	209		
DRUGS AND MEDICINES (excluding chemicals and narcotics) value						1,478	1,776	3,270	699	1,443
DYING AND TANNING SUBSTANCES cwt	8	15	61	463	167	11	23	86	709	140
GRAIN, PULSE, AND FLOUR—										
Pulse cwt	22,627	44,243	34,783	42,843	25,083	10,960	24,122	17,690	21,121	12,920
Rice, not in the husk "	176,021	89,784	138,325	159,751	349,082	87,887	48,002	68,147	72,396	185,860
Other sorts "		15	4	176			5	2	79	
Total Grain, pulse, and flour "	198,648	134,042	173,112	202,770	374,165	98,853	72,129	85,839	93,596	198,780
MANURES tons									633	
METALS AND ORES "	2	5	5			254	678	680	6	
OILS—										
Vegetable, non-essential gals.	6,465	14,586	16,927	12,995	10,313	822	1,575	2,433	1,287	2,189
PROVISIONS AND OILSEEDS STORES value						3,517	5,902	9,867	2,591	11,018
SEEDS cwt	11	51	235	1,724	533	10	45	247	1,246	384
TEA lb				71,617	6,050				2,178	295
TEXTILES—										
Jute—										
Manufactures—										
Gunny bags no.	1,530,500	1,749,360	2,250,950	4,603,940	2,601,550	42,366	61,006	60,816	160,447	120,072
Other kinds value						7	10		905	314
Total jute manufactures (including twist and yarn) "						42,373	61,016	60,816	160,352	120,386
ALL OTHER ARTICLES OF MERCHANDISE						402	328	668	592	140
GRAND TOTAL						140,416	134,162	173,160	263,979	334,700

NORTH AMERICA—WEST INDIES (BRITISH AND FOREIGN)—continued

EXPORTS THERETO—continued

FOREIGN MERCHANDISE										
ARTICLES	QUANTITY					VALUE				
	1914-15	1915-16	1916-17	1917-18	1918-19	1914-15	1915-16	1916-17	1917-18	1918-19
PROVISIONS AND OILMANS STORES . . . cwt	1	1	298	193	711	£ 1	£ 1	£ 218	£ 153	£ 711
ALL OTHER ARTICLES OF MERCHANDISE . . . value	—	—	—	—	—	60	118	09	212	28
GRAND TOTAL . . . value	—	—	—	—	—	61	119	287	365	742
GRAND TOTAL OF INDIAN AND FOREIGN MERCHANDISE . . . "	—	—	—	—	—	149,476	184,281	173,447	264,344	335,632

NORTH AMERICA—MEXICO

IMPORTS THEREFROM

None

EXPORTS THERETO

INDIAN MERCHANDISE										
ARTICLES	QUANTITY					VALUE				
	1914-15	1915-16	1916-17	1917-18	1918-19	1914-15	1915-16	1916-17	1917-18	1918-19
OPPIUM . . . { chests	245	460	£	£	£	£	£
.. . . { =cwt	=362	=678	30,185	51,972
TEXTILES— Jute, raw . . . tons	531	13,865
GRAND TOTAL . . . value	—	—	—	—	—	30,185	51,972	13,865

FOREIGN MERCHANDISE

None

CENTRAL AMERICA—SAN SALVADOR

IMPORTS THEREFROM

None

EXPORTS THERETO

INDIAN MERCHANDISE										
ARTICLES	QUANTITY					VALUE				
	1914-15	1915-16	1916-17	1917-18	1918-19	1914-15	1915-16	1916-17	1917-18	1918-19
Textile— Jute Manufactures— Guany bags . . . no.	10,000	60,000	288,200	£ 238	£ ..	£ ..	£ 1,680	£ 15,735
GRAND TOTAL . . . VALUE	—	—	—	—	—	233	1,880	15,736

No. 13—*continued*CENTRAL AMERICA—SAN SALVADOR—*continued*EXPORTS THERETO—*continued*

FOREIGN MERCHANDISE

None

CENTRAL AMERICA—NICARAGUA

IMPORTS THEREFROM

None

EXPORTS THERETO

INDIAN MERCHANDISE

ARTICLES	QUANTITY					VALUE				
	1914-15	1915-16	1916-17	1917-18	1918-19	1914-15	1915-16	1916-17	1917-18	1918-19
Textiles—						£	£	£	£	£
Jute manufactures—										
Gunny bags . . . no.	1,800	397,300	52	19,989
Other kinds . . . value	—	—	—	—	—	6
Total jute manufacture . . "	—	—	—	—	—	52	19,995
GRAND TOTAL . . "	—	—	—	—	—	52	19,995

FOREIGN MERCHANDISE

None

CENTRAL AMERICA—HONDURAS (BRITISH)

IMPORTS THEREFROM

None

EXPORTS THERETO

INDIAN MERCHANDISE

None

FOREIGN MERCHANDISE

None

SOUTH AMERICA—COLOMBIA

IMPORTS THEREFROM

None

COLOMBIA
VENEZUELA
BRITISH GUIANA

(430)

No. 13--continued
SOUTH AMERICA--COLOMBIA--continued
EXPORTS THERETO

INDIAN MERCHANDISE										
ARTICLES	QUANTITY					VALUE				
	1914-15	1915-16	1916-17	1917-18	1918-19	1914-15	1915-16	1916-17	1917-18	1918-19
TEXTILES--						£	£	£	£	£
Jute--										
Manufactures--										
Gunny bags . . . no.	50,000	20,100	967	1,340
GRAND TOTAL . . . value	—	—	—	—	—	967	1,340

FOREIGN MERCHANDISE
None

SOUTH AMERICA--VENEZUELA

ARTICLES	IMPORTS					EXPORTS, INCLUDING RE-EXPORTS				
	1914-15	1915-16	1916-17	1917-18	1918-19	1914-15	1915-16	1916-17	1917-18	1918-19
TOTAL VALUE	£	£	£	£	£	£	£	£	£	£
	250	817

SOUTH AMERICA--BRITISH GUIANA
IMPORTS THEREFROM

ARTICLES	QUANTITY					VALUE				
	1914-15	1915-16	1916-17	1917-18	1918-19	1914-15	1915-16	1916-17	1917-18	1918-19
TOTAL VALUE	—	—	—	—	—	£	£	£	£	£
	7

EXPORTS THERETO

INDIAN MERCHANDISE

ARTICLES	QUANTITY					VALUE				
	1914-15	1915-16	1916-17	1917-18	1918-19	1914-15	1915-16	1916-17	1917-18	1918-19
COAL, COKE, AND PATENT FUEL . . . tons	..	1,068	607
DRUGS AND MEDICINES (excluding chemicals and narcotics) . . . value	—	—	—	—	—	5,463	673	3,541	2,574	501
GRAIN, PULSE, AND FLOUR--										
Pulse . . . cwt	33,692	56,532	23,001	23,250	23,715	16,827	33,997	15,284	11,815	13,092
Other sorts . . . "	461	589	581	707	4	200	25	303	283	3
Total Grain, pulse, and flour . . . "	34,153	57,101	23,582	24,023	23,719	17,027	34,232	16,598	12,098	13,095
OILS--										
Mustard or rape . . . gals.	20,727	23,525	42,474	2,665	12,929	2,379	2,759	5,023	60	2,248
Other kinds . . . "	221	1,005	4,572	28	106	472
Total Oils . . . "	20,948	24,530	47,046	2,665	12,929	2,407	2,865	5,495	360	2,248

No. 13—continued

SOUTH AMERICA—BRITISH GUIANA—continued

EXPORTS THERETO—continued

INDIAN MERCHANDISE—continued

ARTICLES	QUANTITY					VALUE				
	1914-15	1915-16	1916-17	1917-18	1918-19	1914-15	1915-16	1916-17	1917-18	1918-19
PROVISIONS AND OILMAN'S STORES—						£	£	£	£	£
Ghi	156,368	155,869	235,950	16,420	112,634	6,134	5,927	9,685	800	6,527
Other sorts of provisions value	—	—	—	—	—	20	..	20	57	..
Total Provisions and oilman's stores	—	—	—	—	—	6,154	5,927	9,714	857	6,527
SEEDS	636	890	166	302	80	441	771	202	256	72
TEA, BLACK	8,916	..	4,525	38,217	2,875	252	..	124	1,021	91
TEXTILES—										
Jute—										
Manufactures—										
Gunny bags	1,072,000	1,198,160	1,133,950	1,339,500	699,100	25,555	28,017	32,488	41,421	84,614
Rops and twine	..	10	22	37	388	1	14	20	102	1,401
ALL OTHER ARTICLES OF MERCHANDISE	—	—	—	—	—	1,240	1,086	629	619	438
GRAND TOTAL	—	—	—	—	—	58,546	75,145	68,172	59,317	58,900

FOREIGN MERCHANDISE

ARTICLES	QUANTITY					VALUE				
	1914-15	1915-16	1916-17	1917-18	1918-19	1914-15	1915-16	1916-17	1917-18	1918-19
TOTAL VALUE	—	—	—	—	—	£ 329	£ 234	£ 243	£ 5	£ 135
GRAND TOTAL OF INDIAN AND FOREIGN MERCHANDISE	—	—	—	—	—	58,875	75,379	68,415	59,322	59,035

FRENCH GUIANA

IMPORTS THEREFROM

None

EXPORTS THERETO

INDIAN MERCHANDISE

ARTICLES	QUANTITY					VALUE				
	1914-15	1915-16	1916-17	1917-18	1918-19	1914-15	1915-16	1916-17	1917-18	1918-19
TOTAL VALUE	—	—	—	—	—	£ ..	£ ..	£ ..	£ 258	£ 42

FOREIGN MERCHANDISE

None

SOUTH AMERICA—DUTCH GUIANA

IMPORTS THEREFROM

ARTICLES	QUANTITY					VALUE				
	1914-15	1915-16	1916-17	1917-18	1918-19	1914-15	1915-16	1916-17	1917-18	1918-19
OILS—						£	£	£	£	£
Minerals—										
Fuel oils	616,168	6,959
GRAND TOTAL	—	—	—	—	—	6,959

DUTCH GUIANA
BRAZIL

(432)

No. 13—continued

DUTCH GUIANA—continued

EXPORTS THERETO

ARTICLES	QUANTITY					VALUE				
	1914-15	1915-16	1916-17	1917-18	1918-19	1914-15	1915-16	1916-17	1917-18	1918-19
						£	£	£	£	£
GRAIN, PULSE, AND FLOUR—										
Pulse cwt	3,382	6,507	2,003	1,433	6,748	1,969	3,455	1,454	683	3,507
Other sorts "	58	32	15	6	11	28	15	8	3	5
Total Grain, pulse, and flour "	3,440	6,539	2,018	1,439	6,759	1,997	3,470	1,462	686	3,512
Oils, Vegetable, non-essential mustard or rape gals.	80	376	3,105	1,000	6,653	12	40	434	133	1,918
Jute manufactures value	—	—	—	—	—	87	527	..	1,108	988
ALL OTHER ARTICLES OF MERCHANDISE "	—	—	—	—	—	980	2,093	1,107	90	729
GRAND TOTAL "	—	—	—	—	—	3,085	7,039	3,003	2,017	7,142

FOREIGN MERCHANDISE

ARTICLES	QUANTITY					VALUE				
	1914-15	1915-16	1916-17	1917-18	1918-19	1914-15	1915-16	1916-17	1917-18	1918-19
						£	£	£	£	£
TOTAL VALUE	—	—	—	—	—	1
GRAND TOTAL OF INDIAN AND FOREIGN MERCHANDISE value	—	—	—	—	—	3,086	7,039	3,003	2,017	7,142

SOUTH AMERICA—BRAZIL

IMPORTS THEREFROM

ARTICLES	QUANTITY					VALUE				
	1914-15	1915-16	1916-17	1917-18	1918-19	1914-15	1915-16	1916-17	1917-18	1918-19
						£	£	£	£	£
TOTAL VALUE	—	—	—	—	—	6

EXPORTS THERETO

INDIAN MERCHANDISE

ARTICLES	QUANTITY					VALUE				
	1914-15	1915-16	1916-17	1917-18	1918-19	1914-15	1915-16	1916-17	1917-18	1918-19
						£	£	£	£	£
ANIMALS, LIVING no.	76	..	105	90	895	3,200	..	160	1,260	8,088
FODDER, BRAN AND POLLARDS value	—	—	—	—	—	1,294
GRAIN, PULSE, AND FLOUR—										
Rice, not in the husk cwt	..	110,003	44,802
LAD "	202	1,840	1,576	17,366
TEA, BLACK lb	..	50	..	1,600	90,253	..	7	..	94	5,805
TEXTILES—										
Jute, raw tons	1,350	8,991	13,192	16,557	19,007	22,424	176,718	287,888	270,008	532,411
MANUFACTURES—										
Twist and yarn lb	196,224	5,129
ALL OTHER ARTICLES OF MERCHANDISE value	—	—	—	—	—	88	302	6	56	1,050
GRAND TOTAL "	—	—	—	—	—	25,712	221,829	288,049	272,989	571,141

No. 13—*continued*
SOUTH AMERICA—BRAZIL—*continued*
EXPORTS THERETO—*continued*

FOREIGN MERCHANDISE

ARTICLES	QUANTITY					VALUE				
	1914-15	1915-16	1916-17	1917-18	1918-19	1914-15	1915-16	1916-17	1917-18	1918-19
TOTAL VALUE	—	—	—	—	—	£ 1	£ ..	£ ..	£ ..	£ 100
GRAND TOTAL OF INDIAN AND FOREIGN MERCHANDISE . . . value	—	—	—	—	—	25,713	221,829	288,040	272,989	571,250

SOUTH AMERICA—PARAGUAY
IMPORTS THEREFROM
*None*EXPORTS THERETO
INDIAN MERCHANDISE

ARTICLES	QUANTITY					VALUE				
	1914-15	1915-16	1916-17	1917-18	1918-19	1914-15	1915-16	1916-17	1917-18	1918-19
TEXTILES— Jute manufactures— Gunny cloth . . . yards	20,000	..	180,000	..	400,000	£ 153	£ ..	£ 1,867	£ ..	£ 8,251
GRAND TOTAL . . . value	153	..	1,867	..	8,251

FOREIGN MERCHANDISE
*None*SOUTH AMERICA—URUGUAY
IMPORTS THEREFROM

ARTICLES	QUANTITY					VALUE				
	1914-15	1915-16	1916-17	1917-18	1918-19	1914-15	1915-16	1916-17	1917-18	1918-19
TOTAL VALUE	—	—	—	—	—	£ ..	£ ..	£ ..	£ 88	£ ..

EXPORTS THERETO

INDIAN MERCHANDISE

ARTICLES	QUANTITY					VALUE				
	1914-15	1915-16	1916-17	1917-18	1918-19	1914-15	1915-16	1916-17	1917-18	1918-19
TEA, BLACK . . . lbs	2,500	..	£ ..	£ ..	£ ..	£ 83	£ ..
TEXTILES										
Jute— Raw . . . tons	179	224	514	2,666	4,025	10,751
Manufactures— Twist and yarn . . . lb	85,000	30,000	22,400	893	377	467
Gunny cloth . . . yards	6,880,000	5,692,000	2,500,000	3,175,500	6,779,500	59,862	64,981	29,905	49,558	96,620
Rope and twine . . . cwt	..	514	223	..	893	..	559	284	..	2,274
Total Jute manufactures (including twist and yarn) . . . value	—	—	—	—	—	59,862	65,540	31,082	49,935	99,361
GRAND TOTAL	—	—	—	—	—	62,528	69,565	41,833	50,018	99,361

FOREIGN MERCHANDISE
None

ARGENTINE REPUBLIC
CHILE

(434)

No. 13—continued
SOUTH AMERICA—ARGENTINE REPUBLIC
IMPORTS THEREFROM

ARTICLES	QUANTITY					VALUE				
	1914-15	1915-16	1916-17	1917-18	1918-19	1914-15	1915-16	1916-17	1917-18	1918-19
TOTAL VALUE	—	—	—	—	—	£ 12	£ 722	£ 722	£ 681	£ 30

EXPORTS THERETO

INDIAN MERCHANDISE

ARTICLES	QUANTITY					VALUE				
	1914-15	1915-16	1916-17	1917-18	1918-19	1914-15	1915-16	1916-17	1917-18	1918-19
GRAIN, PULSE, AND FLOUR—						£	£	£	£	£
Rice, not in the husk . cwt	121,933	138,566	44,000	35,227	31,146	14,208
LAC, SHELL "	1,694	15,869
TEA, BLACK lb	352,876	342,998	12,229	13,586
TENTILES—										
Cotton—										
Twist and yarn . . "	2,000	2,010	35,680	..	400	67	67	1,114	..	97
Jute—										
Raw tons	981	1,208	1,528	178	1,076	14,023	21,071	30,982	2,659	28,184
Manufactures—										
Twist and yarn . . lb	..	125,000	460,000	87,700	153,700	..	1,329	4,873	1,272	3,657
Gunny bags . . no.	3,689,100	2,911,500	1,060,000	18,626,250	7,989,500	51,383	73,939	32,781	195,011	141,762
.. cloth . . yards	197,075,500	180,268,660	142,363,400	75,353,520	135,168,000	1,523,756	1,048,069	1,022,939	1,038,637	1,801,681
Rope and twine . cwt	3,793	7,448	4,218	1,133	6,019	4,753	8,019	4,930	1,974	17,831
Total Jute manufactures (including twist and yarn) value	—	—	—	—	—	1,579,892	2,027,256	1,665,523	1,236,894	1,964,921
Wool manufactures—										
Carpets and rugs . lb	476	1,344	42,074	97	212	6,102
ALL OTHER ARTICLES OF MERCHANDISE . . "	—	—	—	—	—	1,516	94	248	..	177
GRAND TOTAL . . "	—	—	—	—	—	1,630,725	2,079,634	1,712,172	1,251,994	2,028,906

FOREIGN MERCHANDISE

ARTICLES	QUANTITY					VALUE				
	1914-15	1915-16	1916-17	1917-18	1918-19	1914-15	1915-16	1916-17	1917-18	1918-19
TOTAL VALUE	—	—	—	—	—	£ 53	£ ..	£ ..	£ ..	£ ..
GRAND TOTAL OF INDIAN AND FOREIGN MERCHAN- DISE value	—	—	—	—	—	1,630,778	2,079,634	1,712,172	1,251,994	2,028,906

SOUTH AMERICA—CHILE
IMPORTS THEREFROM

ARTICLES	QUANTITY					VALUE				
	1914-15	1915-16	1916-17	1917-18	1918-19	1914-15	1915-16	1916-17	1917-18	1918-19
MANURES—						£	£	£	£	£
Artificial and mineral manures tons	1,158	949	20,266	28,482	..
TOTAL VALUE . . .	—	—	—	—	—	20,266	28,482	..

No. 13—continued
SOUTH AMERICA—CHILE—continued
EXPORTS THERETO

INDIAN MERCHANDISE

ARTICLES	QUANTITY					VALUE				
	1914-15	1915-16	1916-17	1917-18	1918-19	1914-15	1915-16	1916-17	1917-18	1918-19
GRAIN, PULSE, AND FLOUR—						£	£	£	£	£
Rice, not in the husk . cwt	75,238	85,564	65,300	17,018	51,044	23,086	23,016	22,361	5,682	15,320
TEA, BLACK . . . lb	217,600	942,180	1,730,093	1,804,078	4,163,408	8,001	37,318	70,267	65,661	218,196
TEXTILES—										
Cotton—										
Twist and yarn . . . lb	0,060	508
Jute—										
Raw tons	..	01	105	89	204	..	1,102	2,002	1,330	2,595
Manufactures—										
Twist and yarn . . . lb	40,000	..	67,500	117,500	204,480	600	..	1,028	1,826	6,477
Gunny bags . . . no.	26,517,500	37,517,400	52,565,850	43,713,100	43,704,300	408,165	682,550	643,066	869,138	1,116,850
.. cloth . . . yards	1,011,000	1,156,150	1,684,250	508,700	3,291,100	7,526	10,577	15,779	7,779	55,180
Rope and Twine . cwt	736	..	3,259	20	3,267	1,240	..	4,538	57	10,891
Total Jute manufactures (including twist and yarn) value	—	—	—	—	—	477,621	693,127	965,311	678,800	1,189,398
WOOD AND TIMBER—										
Timber, other than railway sleepers—										
Teak wood . . . cubic tons	23	..	19	500	..	149
Other sorts . . . value	—	—	—	—	—	17
Total wood and timber . value	—	—	—	—	—	517	..	149
ARTICLES REPORTED BY POST ,,	—	—	—	—	—	2,646
ALL OTHER ARTICLES OF MERCHANDISE . . . ,,	—	—	—	—	—	951	560	438
GRAND TOTAL . . . ,,	—	—	—	—	—	511,459	764,648	1,069,458	952,033	1,429,199

FOREIGN MERCHANDISE

ARTICLES	QUANTITY					VALUE				
	1914-15	1915-16	1916-17	1917-18	1918-19	1914-15	1915-16	1916-17	1917-18	1918-19
TOTAL VALUE	—	—	—	—	—	£	£	£	£	£
GRAND TOTAL OF INDIAN AND FOREIGN MERCHAN- DISE value	—	—	—	—	—	511,459	764,648	1,069,458	952,033	1,429,199

SOUTH AMERICA—PERU
IMPORTS THEREFROM
None
EXPORTS THERETO

INDIAN MERCHANDISE

ARTICLES	QUANTITY					VALUE				
	1914-15	1915-16	1916-17	1917-18	1918-19	1914-15	1915-16	1916-17	1917-18	1918-19
TEXTILES—						£	£	£	£	£
GRAIN, PULSE AND FLOUR—										
Rice, not in the husk . cwt	5,165	1,805
TEA, BLACK . . . lb	2,000	11,520	1,000	32,306	185,090	88	458	54	1,037	12,510
Jute—										
Twist and yarn	11,000	239
Manufactures—										
Gunny bags . . . no.	3,191,000	3,280,900	5,249,400	3,629,300	6,474,000	75,664	75,234	135,778	109,667	244,388
.. cloth . . . yards	608,775	661,875	1,150,050	1,403,700	3,523,000	4,562	6,185	10,208	14,717	65,562
Rope and twine . cwt	414	1,289
Total Jute manufac- tures (including twist and yarn) . value	—	—	—	—	—	80,226	81,419	145,986	124,584	511,578
ALL OTHER ARTICLES OF MERCHANDISE . . . ,,	—	—	—	—	—	..	64	534	..	149
GRAND TOTAL . . . ,,	—	—	—	—	—	80,309	81,941	146,379	125,621	324,237

PERU
ECUADOR
BOLIVIA

(436)

No. 13—continued
SOUTH AMERICA—PERU—continued

FOREIGN MERCHANDISE										
ARTICLES	QUANTITY					VALUE				
	1914-15	1915-16	1916-17	1917-18	1918-19	1914-15	1915-16	1916-17	1917-18	1918-19
Spices—						£	£	£	£	£
Pepper lb	39,920	1,108
ALL OTHER ARTICLES OF MERCHANDISE . . . value
GRAND TOTAL "	1,108
GRAND TOTAL OF INDIAN AND FOREIGN MERCHANDISE "	80,309	81,941	148,879	125,621	325,435

SOUTH AMERICA—ECUADOR
IMPORTS THEREFROM
None

EXPORTS THERETO

INDIAN MERCHANDISE

ARTICLES	QUANTITY					VALUE				
	1914-15	1915-16	1916-17	1917-18	1918-19	1914-15	1915-16	1916-17	1917-18	1918-19
TEA, BLACK "	7,860	£	£	£	£	£ 807
TEXTILES—										
Jute—										
Manufactures—										
Gunny bags No.	75,000	2,000
Gunny cloth yards	1,154,000	195,000	400,000	50,000	1,288,000	14,280	2,281	5,867	558	27,276
ALL OTHER ARTICLES OF MERCHANDISE . . . value	6
GRAND TOTAL "	14,280	2,281	5,867	558	30,089

FOREIGN MERCHANDISE
None

SOUTH AMERICA—BOLIVIA
IMPORTS THEREFROM
None

EXPORTS THERETO

INDIAN MERCHANDISE

ARTICLES	QUANTITY					VALUE				
	1914-15	1915-16	1916-17	1917-18	1918-19	1914-15	1915-16	1916-17	1917-18	1918-19
GRAIN, PULSES, AND FLOUR—						£	£	£	£	£
Rice, not in the husk . . . cwt	9,709	5,129	8,549	3,133	1,634	3,333
TEA, BLACK lb	2,500	10,000	70	680
TEXTILES—										
Jute manufacture—										
Gunny bags no.	162,500	75,000	1120,000	3,123	1,425	4,160
GRAND TOTAL . . . value	6,256	3,129	8,123

FOREIGN MERCHANDISE
None

No. 13—continued.
AUSTRALIAN COMMONWEALTH
IMPORTS THEREFROM

ARTICLES	QUANTITY					VALUE				
	1914-15	1915-16	1916-17	1917-18	1918-19	1914-15	1915-16	1916-17	1917-18	1918-19
ANIMALS, LIVING—						£	£	£	£	£
Horses no.	10,212	7,897	13,424	8,202	5,470	270,044	249,283	385,220	270,262	172,620
Other kinds "	112	49	66	68	103	423	634	355	350	374
Total Animals, living "	10,324	7,946	13,490	8,270	5,573	270,467	249,917	385,575	270,612	173,000
APPAREL (excluding HOSIERY AND BOOTS AND SHOES) value	—	—	—	—	—	600	295	338	1,438	114
BRITING FOR MACHINERY	—	—	—	—	—	..	36	102	1,363	3,346
CHEMICALS AND CHEMICAL PREPARATIONS (excluding CHEMICAL MANURES AND MEDICINES)	—	—	—	—	—	812	1,606	2,028	1,741	11,877
COAL, COKE, AND PATENT FUEL— Coal tons	32,432	18,869	23,065	8,102	3,119	36,286	25,489	37,043	11,933	8,040
DRUGS AND MEDICINES (excluding CHEMICALS AND NARCOTICS) value	—	—	—	—	—	361	594	448	1,739	1,410
FODDER, BRAN, AND POLLARDS (excluding OILCAKE) cwt	58,885	31,759	103,959	90,271	123,038	12,370	10,100	17,938	15,872	10,909
FRUITS AND VEGETABLES—										
Fresh fruits and vegetables— Fresh fruits value	—	—	—	—	—	6,162	327	620	14	66
Fresh vegetables of all kinds "	—	—	—	—	—	10
Total Fresh fruits and vegetables "	—	—	—	—	—	6,172	327	620	14	66
Fruits and vegetables: dried, salted, or preserved, not being canned or bottled cwt	266	46	152	261	606	651	151	435	1,089	2,600
Total Fruits and Vegetables value	—	—	—	—	—	6,823	478	1,064	1,103	2,666
GRAIN, PULSE, AND FLOUR—										
Oats cwt	7,844	4,797	2,719	2,161
Wheat "	31	..	3	35,521	1,104,516	12	..	1	27,637	670,903
Wheat flour in bags "	8,893	..	45	13	1,173	4,923	..	50	8	660
Other sorts "	81	..	3	8	40	55	..	5	16	58
Total Grain, Pulse, and Flour "	16,849	4,797	51	35,542	1,105,729	7,709	2,161	56	27,651	671,621
HARDWARE, excluding OUTLETRY AND ELECTRO-PLATED WARE value	—	—	—	—	—	1,332	3,067	3,449	3,616	6,324
HOPS cwt	280	1,067	855	1	1	1,647	8,171	7,389
LEATHER—										
Unwrought "	474	1,080	726	243	112	8,761	9,884	6,956	3,829	1,661
Other sorts value	—	—	—	—	—	1,180	1,545	1,558	1,015	3,160
Total Leather "	—	—	—	—	—	4,941	11,429	8,513	4,844	4,821
LIQUORS (including METHYLATED AND PERFUMED SPIRITS)—										
Ale, beer and porter—										
Ale and beer—										
In bottle(s) gals.	—	—	1,153	38,241	26,354	—	—	173	7,759	7,994
In bulk(s) "	—	—	..	8,785	520	—	—	..	985	80
Spirit "	290	80	287	124	2,997	217	61	299	166	4,544
Wines "	3,161	3,439	3,818	8,171	14,756	806	1,070	1,171	3,027	8,979
Other sorts of liquors "	17	113	1	497	426	6	23	1	151	131
Total Liquors "	3,468	3,632	5,259	56,118	45,053	1,029	1,154	1,644	12,088	21,628
MACHINERY AND MILL-WORK value	—	—	—	—	—	4,774	5,480	1,737	2,061	9,317
METALS AND ORES—										
Copper (excluding Ore) cwt	2,001	10,207	11,077	64,888
Iron or steel tons	42	11	..	2	128	640	148	32	77	4,582
Steel "	2	64	431	2,468
Lead—										
Pig cwt	..	6,015	4,498	..	5,767	8,309
Wrought "	941	2,230
Others "	1	1	2	3	..
Total Lead (excluding ore) "	..	6,015	1	1	5,439	..	5,767	2	3	10,539

(a) Separately recorded from April, 1916

AUSTRALIAN COMMONWEALTH—continued

IMPORTS THEREFROM—continued

ARTICLES	QUANTITY					VALUE				
	1914-15	1915-16	1916-17	1917-18	1918-19	1914-15	1915-16	1916-17	1917-18	1918-19
METALS AND ORES— <i>contd.</i>						£	£	£	£	£
Zinc or spelter . . . cwt	702	..	26,246	1,880	2	88,335
Other metals . . . tons	..	1	..	2	14	31	03	3
Total Metals (<i>excluding Ores</i>) . . . "	42	312	35	106	2,286	649	5,920	1,945	12,253	170,815
OILS—										
Animal gals.	23,481	8,859	14,803	2,440	1,118	2,451
Others "	187	60	56	100	225	93	39	17	186	237
Total Oils "	23,668	8,919	14,859	100	225	2,533	1,157	2,468	186	237
PAINTS AND PAINTERS' MATERIALS . . . value	—	—	—	—	—	3	2	3	132	2,104
PAPER AND PASTEBOARD . . . "	—	—	—	—	—	25	42	30	2,321	1,211
PROVISIONS AND OILMAN'S STORES—										
Bacon and hams . . . lb	13,464	3,798	10,710	297,839	458,475	827	261	929	20,380	35,652
Biscuits and cakes . . . "	505,416	618,490	1,381,713	954,527	258,353	12,913	16,138	37,574	28,507	13,906
Butter (<i>including canned</i>) . . . "	10,215	850	2,210	5,491	9,869	1,239	63	144	516	779
Cheese (<i>including canned</i>) . . . "	7,116	7,311	12,452	373,069	96,466	343	343	800	12,834	6,600
Farinaceous and patent foods . . . cwt	329	63	741	1,027	5,333	313	202	1,027	5,008	23,003
Jams and Jellies . . . lb	107,547	304,970	1,670,280	1,332,706	1,543,910	2,041	6,247	43,480	33,420	45,731
Milk, condensed and preserved <i>including</i> milk cream . . . "	1,380	10,362	113,416	1,070,947	1,098,150	90	600	2,514	39,176	45,003
Pickles, chutnies, sauces and condiments . . . cwt	7	15	15	325	1,184	22	44	30	1,299	6,462
Other sorts of provisions—Canned and bottled provisions . . . "	3,025	3,886	4,345	10,182	12,408	8,163	8,302	14,005	38,662	68,932
Others value	—	—	—	—	—	671	834	748	3,077	10,412
Total Provisions and Oilman's stores . . . "	—	—	—	—	—	20,621	33,034	101,260	183,488	256,670
RAILWAY PLANT AND ROLLING-STOCK—										
Materials for construction—										
Sleepers of wood . . . cwt	375,974	33,220	98,240	6,976
Other kinds . . . value	—	—	—	—	—	437	26
Total Railway plant and rolling-stock . . . "	—	—	—	—	—	98,677	6,976	26
RUBBER—										
Manufactures "	—	—	—	—	—	29	..	86	597	2,082
SOAP cwt	827	1,704	1,732	741	111	1,253	3,243	4,036	2,248	341
STATIONERY (<i>excluding paper</i>) . . . value	—	—	—	—	—	722	1,504	1,169	1,804	963
SUGAR cwt	100	167	250	153	693	176	299	452	820	1,648
TALLOW AND STEARINE (<i>including</i> GREASE AND ANIMAL FAT) . . . "	8,785	8,664	8,733	2,466	3,115	18,087	18,854	10,260	8,133	9,211
TEXTILES—										
Wool—										
Raw lb	296,492	569,788	423,457	100,800	1,872,416	16,067	31,148	35,545	1,333	22,527
Manufactures . . . value	—	—	—	—	—	1	16	200	1,917	2,305
TOBACCO—										
Manufactured—										
Cigarettes lb	18,828	119	482	10,210	51	331
Other sorts "	..	94	68,600	..	34	..	37	6,331	..	14
Total Tobacco "	..	94	87,428	119	516	..	37	16,541	51	345
WOOD AND TIMBER—										
Timber, <i>other than</i> railway sleepers . . . cub. tons	8,280	4,399	1	6	210	44,422	20,603	33	21	840
Ornamental Wood—Sandal value	—	—	—	—	—	5,110	8,303	332	1,384	20,392
Manufactures of wood <i>other than</i> furniture and cabinet ware . . . "	—	—	—	—	—	486	652	836	543	682
ARTICLES IMPORTED BY POST "	—	—	—	—	—	1,074	1,084	976	1,239	3,993
ALL OTHER ARTICLES OF MERCHANDISE "	—	—	—	—	—	3,658	2,217	6,235	4,300	8,672
GRAND TOTAL "	—	—	—	—	—	567,098	446,082	647,698	595,762	1,448,506

No. 13—continued

AUSTRALIAN COMMONWEALTH—continued

EXPORTS THEREOF.

INDIAN MERCHANDISE

ARTICLES	QUANTITY					VALUE				
	1914-15	1915-16	1916-17	1917-18	1918-19	1914-15	1915-16	1916-17	1917-18	1918-19
APPAREL (including DRA- PERY, UNIFORMS, ACCOU- TREMENTS, BUT excluding HOSIERY AND BOOTS AND SHOES) value	—	—	—	—	—	£ 3,516	£ 2,778	£ 1,484	£ 741	£ 1,182
BOOKS, PRINTED, AND PRINTED MATTER (NOT BEING STATIONERY), IN- CLUDING MAPS AND CHARTS cwt	27	23	8	1	2	60	108	693	6	20
CANDLES OF ALL KINDS lb	225,900	71,875	65,625	96,900	217,500	4,235	1,848	1,231	1,817	4,078
CHEMICALS AND CHEMICAL PREPARATIONS (exclud- ing chemical manures and medicines)—										
Potassium compounds—										
Saltpetre cwt	1,840	2,672	3,049	5,318	9,535	1,902	2,874	4,283	7,314	12,883
Other sorts of chemicals value	—	—	—	—	—	10	..	340	2,883	2,590
Total Chemicals "	—	—	—	—	—	1,912	2,874	4,623	10,147	15,473
COAL, COKE, AND PATENT FUEL tons	6,000	4,800	..
COFFEE cwt	13,342	11,618	11,022	8,887	13,524	52,188	48,921	40,898	28,564	43,059
COIR, MANUFACTURED (ex- cluding rope) "	12,877	13,477	6,313	14,955	10,866	14,099	14,761	5,578	19,100	16,219
CORDAGE AND ROPE OF VEGETABLE FIBRE (ex- cluding jute and cotton) "	568	1,086	1,211	468	79	702	1,415	2,482	711	144
DYEING AND TANNING SUBSTANCES—										
Indigo "	163	72	12	160	6	7,716	2,032	533	7,374	213
Myrobalsans "	27,273	28,142	20,310	11,551	4,700	9,828	11,771	9,015	5,264	1,336
Other sorts "	481	897	763	202	297	323	719	879	294	420
Total Dyeing and Tanning substances "	27,917	29,111	21,085	11,913	5,003	17,867	14,522	10,427	12,932	1,969
FIBRE FOR BRUSHES AND BROOMS cwt	257	186	381	1,283	2,471	260	218	511	1,584	3,122
FODDER, BRAN AND POLLARDS value	—	—	—	—	—	108	8,872
GRAIN, PULSE, AND FLOUR—										
Beans (a) cwt	—	—	—	—	8,307	—	—	—	—	5,811
Oats "	400	30,247	100	13,853
Pulse "	17,880	31,063	26,257	21,138	445	5,767	12,730	13,840	13,720	248
Rice, not in the husk "	542,552	700,793	304,078	926,020	208,878	153,890	200,123	90,263	267,370	64,280
Wheat "	..	100,100	3	3	42,037	1	1	..
Other sorts "	38	143	623	11	48	417
Total Grain, pulse, and flour "	560,050	862,256	330,938	947,161	218,253	159,768	268,900	104,113	281,091	70,756

(a) Separately recorded from April 1918

AUSTRALIAN COMMONWEALTH—continued

EXPORTS THERETO—continued

INDIAN MERCHANDISE—continued

ARTICLES	QUANTITY					VALUE					
	1914-15	1915-16	1916-17	1917-18	1918-19	1914-15	1915-16	1916-17	1917-18	1918-19	
HIDES AND SKINS, RAW—											
Hides, raw	cwt	119	252	844	2,441
	=no.	=4,600	=10,105
Skins, raw—											
Goat skins	cwt	2,907	3,720	6,002	17,317	17,000	10,738	23,110	63,104	161,863	153,671
	=no.	1,172,182
Sheep skins	cwt	11	1,865	2,372	80	7,424	11,892
	=no.	175,917
Other skins	cwt	89	951	..
	=no.
Total skins, raw	cwt	2,907	3,720	6,073	19,271	19,468	19,738	23,110	63,184	170,238	165,563
	=no.	=181,019	=240,515	=443,247	=1,285,160	=1,348,099
LAC—											
Button	cwt	234	304	90	231	187	795	1,189	427	2,141	1,733
Shell	..	2,971	1,991	752	2,531	1,705	8,932	5,806	3,582	21,497	16,654
Other kinds	..	22	2	75	4
Total Lac	..	3,227	2,297	842	2,762	1,982	9,802	6,999	4,009	23,638	18,437
LEATHER—											
Skins, tanned or dressed	..	108	190	173	21	..	1,273	2,084	3,311	587	..
	=no.	=9,720	=19,299	=15,516	=3,200
METALS AND ORES—											
Brass, Bronze, and similar alloys	cwt	11	20	13	2	157	103	104	123	31	1,348
Iron or steel	tons	14,021	19,577	15,766	3,253	..	49,684	64,730	60,591	14,802	..
Others	..	4	1	23	..	3	11	..
Total Metals and ores	..	14,026	19,579	15,766	3,253	8	49,810	64,824	60,717	14,834	1,348
MICA	cwt	9	33	30	278	195	712
OILS—											
Animal	gals.	3,992	19,146	6,873	105	1,584	607
Essential	..	40	72	18	24	23	52	131	203	413	463
Mineral	..	52,800	113,643	60,400	3,386	7,300	3,901
Vegetable, non-essential—											
Castor	..	301,780	131,877	102,087	80,563	14,977	26,082	9,744	10,421	10,702	2,270
Coconut	..	2,936	4,905	2,417	737	..	419	699	357	132	..
Cotton seed	49,160	8,440	6,145	1,055
Linseed	..	500	72,720	34,230	152,594	162,475	75	10,906	6,086	33,673	46,496
Mustard or rape	..	9,245	14,267	2,803	100	7,409	833	1,936	383	14	2,152
Other sorts	..	400	3,128	24	50	352	8
Total Vegetable, non-essential	..	311,861	222,769	141,527	295,282	193,316	27,459	23,285	17,257	51,018	51,990
Total Oils	..	364,791	337,434	205,937	314,452	200,212	30,897	30,716	21,466	53,015	53,059
Opium	chest	..	1	1	5	108	133	1,045	..
	=cwt	..	=1	=1	=9
PARAFFIN WAX	cwt	27,565	30,432	22,240	51,940	24,321	41,303	46,460	33,729	78,776	36,912
PROVISIONS AND OILMAN'S STORES—											
Ghi	lb	29,500	76,558	47,623	1,971	25,307	1,123	2,818	1,811	100	1,100
Pickles, chutnies, and condiments	cwt	3,019	2,728	2,148	1,105	496	8,552	8,749	7,562	3,839	1,986
Other sorts of provisions value	1,651	2,946	3,373	3,571	1,939
Total Provisions and oilman's stores	11,326	14,513	12,746	7,510	5,025

No. 13—continued

AUSTRALIAN COMMONWEALTH—continued

EXPORTS THERETO—continued

INDIAN MERCHANDISE—continued

ARTICLES	QUANTITY					VALUE				
	1914-15	1915-16	1916-17	1917-18	1918-19	1914-15	1915-16	1916-17	1917-18	1918-19
SEEDS—						£	£	£	£	£
Oil-seeds—										
Essential . . . cwt	573	605	779	1,218	1,388	421	802	688	1,052	1,150
Non-essential—										
Castor "	7,235	8,004	22,482	12,019	25,573	3,376	3,347	14,078	7,180	21,224
Linseed "	68,842	147,780	209,138	318,529	373,528	37,607	70,882	115,560	142,486	219,860
Other sorts "	985	522	188	..	501	486	200	105	..	465
Total Seeds, non-essential ..	76,562	156,306	231,808	325,548	399,602	41,529	74,409	129,743	149,666	241,368
Other than oil-seed	20	13
Total Seeds "	77,185	156,911	232,592	326,766	401,010	41,950	75,211	130,626	150,718	242,550
SPECIMENS ILLUSTRATIVE OF NATURAL SCIENCES . value	—	—	—	—	—	140	6	558	70	..
SPICES—										
Chillies lb	17,087	49,196	40,307	168	..	177	525	508	2	..
Ginger "	258,714	226,952	77,308	249,928	94,808	2,375	2,405	966	3,549	1,569
Other sorts "	794	5,084	112	11,200	76,898	9	38	4	400	1,061
Total Spices "	276,595	281,232	117,727	261,296	171,706	2,561	3,018	1,478	3,951	3,530
TEA, BLACK "	10,547,278	9,155,025	4,617,810	9,920,214	7,026,886	351,830	335,532	163,592	325,693	218,875
TEXTILES—										
Cotton—										
Raw cwt	4,184	2,039	217	5,321	499	7,645	3,095	392	18,735	1,976
Kapok "	67	284	29	18	550	133	384	55	38	1,051
Twist and yarn . . . lb	4,322	14,021	146,384	175,801	216,850	155	371	4,398	7,075	13,970
Manufactures—										
Piece-goods—										
Grey, unbleached yds	..	1,732	..	141,110	56,644	..	21	..	3,028	1,633
White, bleached. "	1,420	1,050	100	19,200	..	27	22	3	280	..
Coloured, printed or dyed . . "	56,084	68,029	84,396	137,242	259,008	821	817	2,369	5,280	16,693
Total Piece-goods . . yards	57,504	70,811	84,496	297,562	316,552	848	860	2,372	8,588	18,326
Other sorts of manufactures . value	—	—	—	—	—	86	161	113	711	119
Total Cotton manufactures (including twist and yarn). . . "	—	—	—	—	—	1,089	1,392	6,283	16,374	32,415
Henip—										
Raw cwt	..	100	1,133	2,220	1,592	..	235	1,624	3,481	3,185
Jute—										
Raw tons	238	818	837	524	688	5,098	13,836	17,236	9,278	20,419
Twist and yarn . . lb	136,262	611,441	2,070,007	2,117	11,191	60,146
Manufactures—										
Canvas yards	3,702	37,000	181	3,254
Gunny bags . . . no.	53,025,968	59,037,900	75,527,321	66,746,380	70,975,575	1,432,648	1,657,308	2,111,535	1,096,550	2,640,362
„ cloth yards	27,487,450	23,973,322	27,986,200	25,724,398	21,621,400	335,004	293,518	374,545	367,769	492,783
Rope and twine . . cwt	..	307	5,477	6,506	12,965	..	395	11,344	11,302	41,597
Other kinds . . . value	—	—	—	—	—	2	119	95	..	156
Total Jute manufactures (including twist and yarn). . . "	—	—	—	—	—	1,767,744	1,951,340	2,499,636	2,387,013	3,238,298
WOOL—										
Manufactures—										
Carpets and rugs . . lb	39,790	72,295	119,106	109,544	318,198	3,433	5,677	11,089	11,089	30,194
Other sorts . . . value	—	—	—	—	—	..	81	935	..	2
Total Woollen manufactures ..	—	—	—	—	—	3,433	5,758	12,024	11,089	30,196
TOBACCO	1,246	1,054	841	1,618	3,914	122	98	145	181	188

AUSTRALIAN COMMONWEALTH—concluded

EXPORTS THERETO—concluded

INDIAN MERCHANDISE—concluded

ARTICLES	QUANTITY					VALUE				
	1914-15	1915-16	1916-17	1917-18	1918-19	1914-15	1915-16	1916-17	1917-18	1918-19
WAX OF ALL KINDS, OTHER THAN PARAFFIN WAX (EXCLUDING CANDLES) . . . cwt	215	180	£ ..	£ ..	£ ..	£ 1,449	£ 1,014
WOOD AND TIMBER—										
Timber, other than railway sleepers—										
Teak wood . . . cubic tons	1,546	1,300	304	315	30	15,625	15,835	3,242	4,071	726
ARTICLES EXPORTED BY POST . . . value	—	—	—	—	—	5,603	7,627	8,253	15,020	24,004
ALL OTHER ARTICLES OF MERCHANDISE . . . "	—	—	—	—	—	2,576	1,548	1,447	1,101	1,877
GRAND TOTAL . . . "	—	—	—	—	—	2,625,389	2,967,685	3,219,228	3,661,742	4,259,095

FOREIGN MERCHANDISE

ARTICLES	QUANTITY					VALUE				
	1914-15	1915-16	1916-17	1917-18	1918-19	1914-15	1915-16	1916-17	1917-18	1918-19
CARRIAGES AND CARTS (excluding RAILWAY CARRIAGES), AND PARTS THEREOF . . . value	—	—	—	—	—	1,417	40	10
HARDWARE (excluding CUTLERY AND ELECTROPLATED WARE) . . . "	—	—	—	—	—	738	811	1,127	1,999	2,289
INSTRUMENTS, APPARATUS, AND APPLIANCES, AND PARTS THEREOF . . . "	—	—	—	—	—	349	48	660	439	1,338
PROVISIONS AND OILMAN'S STORES . . . cwt	113	10	..	1	..	843	221	..	17	..
TEXTILES—										
Woolen manufactures . . . value	—	—	—	—	—	20	151	20	..	680
ARTICLES RE-EXPORTED BY POST . . . "	—	—	—	—	—	567	199	529	1,400	3,922
ALL OTHER ARTICLES OF MERCHANDISE . . . "	—	—	—	—	—	2,008	440	1,191	985	762
GRAND TOTAL . . . "	—	—	—	—	—	5,936	1,910	3,545	4,840	8,890
GRAND TOTAL OF INDIAN AND FOREIGN MERCHANDISE . . . "	—	—	—	—	—	2,631,325	2,969,595	3,222,773	3,666,582	4,267,985

NEW ZEALAND

IMPORTS THEREFROM

ARTICLES	QUANTITY					VALUE				
	1914-15	1915-16	1916-17	1917-18	1918-19	1914-15	1915-16	1916-17	1917-18	1918-19
PROVISIONS AND OILMAN'S STORES—						£	£	£	£	
Farinaceous and patent food cwt	180	917	27	476	5,111	68
Other sorts of provisions—										
Canned and bottled provisions (not specified elsewhere) . . . "	..	60	4	176	303	..	155	20	1,068	1,500
Other sorts of Provisions value	—	—	—	—	—	62	170	481	1,264	216
Total Provisions and Oilman's Stores . . . "	—	—	—	—	—	62	325	927	7,488	1,784
ARTICLES IMPORTED BY POST . . . "	—	—	—	—	—	375	412	288	297	425
ALL OTHER ARTICLES OF MERCHANDISE . . . "	—	—	—	—	—	281	208	474	283	14
GRAND TOTAL . . . "	—	—	—	—	—	668	940	1,687	8,018	2,223

No. 13—continued

NEW ZEALAND—continued

EXPORTS THERETO

INDIAN MERCHANDISE

ARTICLES	QUANTITY					VALUE				
	1914-15	1915-16	1916-17	1917-18	1918-19	1914-15	1915-16	1916-17	1917-18	1918-19
APPAREL (excluding HOSIERY AND BOOTS AND SHOES). value	—	—	—	—	—	£ 3,600	7	..	40	..
CANDLES OF ALL KINDS. lb	1,003,575	790,500	610,875	340,125	474,875	18,818	14,922	11,407	6,377	8,904
CHEMICALS AND CHEMICAL PREPARATIONS— Saltpetre. cwt	5	460	500	640	1,400	3	479	765	880	1,290
Other sorts. value	—	—	—	—	—	..	800	..	699	668
Total Chemicals, etc.	—	—	—	—	—	3	1,279	765	1,579	1,958
COFFEE. cwt	838	198	435	1,088	91	3,158	739	1,660	3,633	320
COIR, MANUFACTURED (EXCLUDING ROPE). "	2,333	344	2,209	3,742	4,528	3,259	646	3,078	4,318	4,016
CORDAGE AND ROPE OF VEGETABLE FIBRE. "	206	338	112	185	323	243	395	119	318	681
FIBRE FOR BRUSHES AND BROOMS. "	154	115	476	205	158	613
GRAIN, PULSE, AND FLOUR— Pulse. "	1,851	3,850	2,843	1,822	73	893	2,307	1,731	1,037	32
HIDES AND SKINS, RAW— Skins, raw— Goat skins. no	209 =21,407	1,886
LAC— Shell. cwt	366	479	151	679	142	1,176	1,453	602	4,814	1,289
Other sorts. "	113	24	..	4	13	366	85	..	43	129
Total Lac. "	479	503	151	583	155	1,542	1,538	602	4,856	1,417
MANURES. tons	1,975	6,115	9,250	6,952	..	11,690	31,108	48,647	37,087	..
METALS AND ORES— Brass, Bronze, and similar alloys. cwt	1	..	3	2	..	9	6	21	20	..
Iron or steel. tons	405	2,572	2,913	3,008	..	1,302	8,662	14,513	14,632	..
Total Metals and Ores. "	405	2,572	2,913	3,008	..	1,311	8,668	14,534	14,652	..
OILS— Vegetable, non-essential— Castor. gals.	168,336	212,515	126,441	102,921	58,997	16,683	18,918	14,454	14,818	10,377
Linseed. "	45,520	69,125	74,054	159,285	258,242	6,359	10,065	12,840	37,741	69,980
Mustard or rape. "	..	3,796	505
Total Oils. "	213,856	285,436	200,495	262,206	317,239	23,042	29,488	27,294	52,557	80,357
PARAFFIN WAX. cwt	9,060	8,680	14,840	27,180	9,380	13,741	13,145	22,507	41,542	14,227
PROVISIONS AND OIL- MAN'S STORES. value	—	—	—	—	—	1,045	808	928	583	826
SEEDS. cwt	..	623	1,901	3,802	435	..	291	919	1,669	261
SPICES— Ginger. lb	57,176	5,516	567	52
TEA, BLACK. "	443,327	435,647	542,089	856,051	370,605	14,929	16,797	19,521	25,992	11,696
TEXTILES— Jute— Jute, raw. tons	..	13	6	8	40	..	206	125	118	687
Twist and yarn. lb	90,000	2,700
Manufactures— Gunny bags. no.	9,280,991	9,576,300	8,445,100	6,710,400	8,506,000	268,031	244,420	208,828	249,781	403,935
" cloth. yards	2,309,800	3,032,700	5,852,200	3,388,876	5,113,100	31,694	37,439	81,503	44,674	43,025
Rope and twine. cwt	588	662	2,457	1,547	2,014	9,085
Total Jute manufactures (including twist and yarn). value	—	—	—	—	—	299,725	281,859	351,878	296,469	458,745
Wool manufactures— Carpets and rugs. lb	24,022	39,891	77,654	47,741	6,853	2,036	3,034	7,843	4,657	949
TOBACCO. "	4,758	3,704	1,908	799	808	937	520	399	194	125
WOOD AND TIMBER— Timber, other than rail- way sleepers— Teakwood. cubic tons	..	71	..	28	1,266	..	849	..
ARTICLES EXPORTED BY POST. value	—	—	—	—	—	3,325	4,047	4,362	5,702	6,029
ALL OTHER ARTICLES OF MERCHANDISE. "	—	—	—	—	—	822	1,039	415	1,133	1,206
GRAND TOTAL. "	—	—	—	—	—	404,681	414,056	518,937	505,695	597,045

No. 13—continued
NEW ZEALAND—concluded
EXPORTS THERETO—continued

FOREIGN MERCHANDISE

ARTICLES	QUANTITY					VALUE				
	1914-15	1915-16	1916-17	1917-18	1918-19	1914-15	1915-16	1916-17	1917-18	1918-19
ARTICLES RE-EXPORTED BY POST value	—	—	—	—	—	£ 55	£ 96	£ 112	£ 468	£ 1,448
ALL OTHER ARTICLES OF MERCHANDISE "	—	—	—	—	—	£ 338	£ 114	£ 125	£ 201	£ 78
GRAND TOTAL "	—	—	—	—	—	£ 393	£ 150	£ 237	£ 669	£ 1,526
GRAND TOTAL OF INDIAN AND FOREIGN MERCHANDISE "	—	—	—	—	—	£ 405,074	£ 414,206	£ 519,174	£ 508,364	£ 598,571

FIJI ISLANDS
IMPORTS THEREFROM

ARTICLES	QUANTITY					VALUE				
	1914-15	1915-16	1916-17	1917-18	1918-19	1914-15	1915-16	1916-17	1917-18	1918-19
TOTAL VALUE	—	—	—	—	—	£ 82	£ 45	£ ..	£ 2	£ ..

EXPORTS THERETO
INDIAN MERCHANDISE

ARTICLES	QUANTITY					VALUE				
	1914-15	1915-16	1916-17	1917-18	1918-19	1914-15	1915-16	1916-17	1917-18	1918-19
APPAREL (including DRAPERY, UNIFORMS, AND ACCOUTREMENTS, BUT EXCLUDING HOSIERY AND BOOTS AND SHOES) value	—	—	—	—	—	£ 540	£ 491	£ 521	£ 177	£ 280
CHEMICALS AND CHEMICAL PREPARATIONS (excluding chemical manures and medicines)—Potassium compounds—Saltpetre cwt	2,031	£ 2,383
COAL, COKE, AND PATENT FUEL tons	2,042	3,631	3,627	£ 1,241	£ 2,013	£ 1,988
FRUITS AND VEGETABLES value	—	—	—	—	—	£ 206	£ 52	£ 371	£ 583	£ 482
GRAIN, PULSE, AND FLOUR—										
Pulse cwt	5,706	5,454	6,602	7,413	4,983	£ 2,460	£ 2,457	£ 2,962	£ 3,395	£ 2,814
Rice, not in the husk "	4,039	7,693	3,150	763	100	£ 1,984	£ 4,090	£ 1,598	£ 394	£ 60
Other sorts "	301	206	203	622	331	£ 117	£ 78	£ 74	£ 274	£ 172
Total Grain, Pulse, and Flour "	10,046	13,353	9,960	8,798	5,394	£ 4,541	£ 6,625	£ 4,634	£ 4,063	£ 3,046
OILS—										
Mustard or rape gals.	47,783	22,570	70,860	39,236	40,155	£ 6,449	£ 3,025	£ 9,866	£ 5,592	£ 8,023
Other kinds "	546	1,207	3,238	1,788	2,150	£ 89	£ 163	£ 432	£ 315	£ 596
Total Oils "	48,329	23,777	74,157	41,024	42,305	£ 6,538	£ 3,188	£ 10,298	£ 5,907	£ 8,619
PROVISIONS AND OILMAN'S STORES—										
Ghl lb	181,690	115,225	266,391	219,149	167,436	£ 6,917	£ 4,190	£ 11,108	£ -9,541	£ 9,338
Other sorts of provisions value	—	—	—	—	—	£ 111	£ 68	£ 209	£ 96	£ 15
Total Provisions and Oilman's stores "	—	—	—	—	—	£ 7,028	£ 4,258	£ 11,317	£ 9,637	£ 9,353

No. 13—*continued*
FIJI ISLANDS—*continued*
EXPORTS THERETO—*continued*INDIAN MERCHANDISE—*continued*

ARTICLES	QUANTITY					VALUE				
	1914-15	1915-16	1916-17	1917-18	1918-19	1914-15	1915-16	1916-17	1917-18	1918-19
SEEDS cwt	229	195	433	492	718	336	314	723	602	968
SPICES lb	20,530	18,285	42,824	51,336	45,802	361	287	947	1,021	1,144
TEXTILES—										
Jute—										
Manufactures—										
Gunny bags no.	241,700	551,500	316,650	98,400	71,600	6,444	11,841	7,859	2,335	2,869
ARTICLES EXPORTED BY POST value	—	—	—	—	—	1,054	2,296	4,091	1,893	—
ALL OTHER ARTICLES OF MERCHANDISE value	—	—	—	—	—	1,416	1,348	2,610	1,519	782
GRAND TOTAL	—	—	—	—	—	32,038	32,718	45,359	27,537	27,552

FOREIGN MERCHANDISE

ARTICLES	QUANTITY					VALUE				
	1914-15	1915-16	1916-17	1917-18	1918-19	1914-15	1915-16	1916-17	1917-18	1918-19
TOTAL VALUE	—	—	—	—	—	437	214	411	2,330	545
GRAND TOTAL OF INDIAN AND FOREIGN MERCHANDISE value	—	—	—	—	—	32,475	32,927	45,770	29,867	28,097

SANDWICH ISLANDS

IMPORTS THEREFROM

None

EXPORTS THERETO

INDIAN MERCHANDISE

ARTICLES	QUANTITY					VALUE				
	1914-15	1915-16	1916-17	1917-18	1918-19	1914-15	1915-16	1916-17	1917-18	1918-19
MANURES tons	499	550	2,433	2,388
TEXTILES—										
Jute—										
Manufactures—										
Gunny bags no.	10,601,710	9,088,300	6,970,900	5,680,800	5,576,200	162,807	130,948	150,383	98,833	166,468
" cloth yards	1,808,500	1,760,000	4,267,000	1,105,000	3,850,000	21,548	20,722	81,885	17,849	92,129
ALL OTHER ARTICLES OF MERCHANDISE value	—	—	—	—	—	445	46	32	90	45
GRAND TOTAL	—	—	—	—	—	187,283	154,094	232,300	116,772	285,642

SANDWICH ISLANDS
OTHER ISLANDS IN THE PACIFIC

(446)

No. 13—concluded

SANDWICH ISLANDS—continued
EXPORTS THERETO—continued

FOREIGN MERCHANDISE

None

OTHER ISLANDS IN THE PACIFIC
IMPORTS THEREFROM

ARTICLES	QUANTITY					VALUE				
	1914-15	1915-16	1916-17	1917-18	1918-19	1914-15	1915-16	1916-17	1917-18	1918-19
TOTAL VALUE	—	—	—	—	—	£ 338	£ ..	£ ..	£ ..	£ ..

EXPORTS THERETO
INDIAN MERCHANDISE

ARTICLES	QUANTITY					VALUE				
	1914-15	1915-16	1916-17	1917-18	1918-19	1914-15	1915-16	1916-17	1917-18	1918-19
TEXTILES—						£	£	£	£	£
Jute—										
Manufactures—										
Gunny bags . . . no.	26,700	657
ALL OTHER ARTICLES OF MERCHANDISE . . . value	—	—	—	—	—	16	107	62	67	..
GRAND TOTAL . . .	—	—	—	—	—	673	107	62	67	..

FOREIGN MERCHANDISE

ARTICLES	QUANTITY					VALUE				
	1914-15	1915-16	1916-17	1917-18	1918-19	1914-15	1915-16	1916-17	1917-18	1918-19
TOTAL VALUE	—	—	—	—	—	£	£	£	£	£
GRAND TOTAL OF INDIAN AND FOREIGN MERCHANDISE . . . value	—	—	—	—	—	673	107	62	67	..

CUSTOMS DUTY
Tables Nos. 14 to 16.

DUTY COLLECTED AT EACH PORT

No. 14

GROSS AMOUNT of CUSTOMS DUTY collected on IMPORTS and EXPORTS at each PORT in each

PORTS	IMPORTS									
	SALT					OTHER ARTICLES				
	1914-15	1915-16	1916-17	1917-18	1918-19	1914-15	1915-16	1916-17	1917-18	1918-19
	£	£	£	£	£	£	£	£	£	£
BENGAL—										
Calcutta	806,708	702,829	778,920	642,232	628,450	1,329,227	1,755,850	2,264,442	2,072,326	3,204,158
Chittagong	103,814	98,059	83,518	60,052	87,633	11,519	6,916	9,310	6,585	5,318
Karainganj	2,440
Chandpore	133	142	192
TOTAL	918,090	800,358	867,333	702,426	716,284	1,840,746	1,768,766	2,278,752	2,078,891	3,209,471
BIHAR AND ORISSA—										
Balasore
Cuttack or False Point
Puri
TOTAL
BOMBAY—										
Bombay	783	853	1,067	866	1,208	2,177,469	1,848,120	2,506,443	2,697,223	3,138,352
Bassein	2	..	10	2	13
Broach	3,285	4,950	5,295	5,144	4,011
Bulsar	497	622	741	424	308
Belapur	20
Dabhol	301	268	346	393	363
Daman Frontiers	182	214	335	293	329
Dholera	422	664	114	566	520
Dahanu	38	30	62	64	20
Gogha	3	3	2
Honavar	79	128	84	57	123
Jambhar	4	7	17
Jaitapur	1	210	204	127	54	68
Karanja	8	2	18
Karwar	13	46	90	43	47
Kalivan	473	534	680	417	624
Marol	5	2	6	10	2
Rowdanda	4	4	8	4	..
Rai	13	10	1	..	20
Ratnagiri	166	53	59	123	56
Ranikatta	20	26	38	20	56
Rhowar	4	1	15	5	..
Rhivoda	19	1	1
Surat	414	536	878	613	225
Suverndurg	374	344	417	359	409
Trombay	360	394	416	320	256
Uran	6	..
Venguria	156	81	190	131	105
TOTAL	784	853	1,067	866	1,208	2,184,541	1,857,244	2,516,893	2,908,290	3,140,963
SIND—										
Karachi	109	124	147	111	109	452,948	458,150	634,747	808,910	710,249
Keti Bandar	7	6	8	3	3
Strganda	6	7	15	14	6
TOTAL	109	124	147	111	109	452,961	458,163	634,770	808,927	710,258
MADRAS—										
Madras	256	132	378	140	182	392,980	317,203	476,081	517,805	505,401
Adirampatnam	95	71	174	307	942
Ammapatnam	162	78	120	31	55
Badagara	20	6	12	..	4
Baruva	1	105

NOTE—The ports in the Bombay Presidency excepting the chief port, are really talukas composed of a number of sub-ports

DUTY COLLECTED AT EACH PORT

PROVINCE of BRITISH INDIA, in each Official Year from 1914-15 to 1918-19

TOTAL IMPORTS					EXPORTS					PORTS
1914-15	1915-16	1916-17	1917-18	1918-19	1914-15	1915-16	1916-17	1917-18	1918-19	
£	£	£	£	£	£	£	£	£	£	
2,635,930	2,459,179	3,038,262	3,714,558	3,922,612	62,625	41,016	984,565	1,477,768	1,678,020	BENGOAL—
115,838	104,975	92,823	66,617	92,961	70	69	76,025	37,903	60,781	Calcutta
2,440	Chittagong
138	142	192	Narainganj
..	Chandpore
2,753,836	2,564,154	3,131,085	3,781,317	4,015,755	62,695	41,984	1,060,590	1,515,680	1,738,801	TOTAL
..	495	BIHAR AND ORISSA—
..	888	Balassore
..	534	Cuttack or False Point
..	Puri
..	1,417	TOTAL
2,178,262	1,848,973	2,507,510	2,898,094	3,134,560	17,346	20,564	44,527	68,168	70,604	BOMBAY—
2	..	10	2	13	Bombay
3,235	4,950	5,295	5,144	4,011	1	95	..	Bassein
497	622	741	424	308	179	87	138	63	21	Broach
20	104	17	Bulsar
301	268	346	393	363	1	6	..	Belapur
182	214	335	293	329	7	12	10	7	5	Dabhol
422	664	114	560	520	Daman Frontiers
38	30	62	64	20	1	1	16	..	2	Dholera
3	3	2	Dahana
79	128	84	57	123	15	9	26	57	14	Gogha
4	7	17	Honavar
211	204	127	54	63	6	5	..	Jambuser
8	2	18	236	163	315	351	..	Jaitapur
13	46	90	43	47	6	3	17	10	14	Karauja
473	534	680	417	624	6	1	10	15	24	Karwar
5	2	6	10	2	Malvan
4	4	8	4	..	27	..	39	Maroli
13	10	1	..	20	Rowdanda
166	53	59	123	56	Rai
20	26	38	20	56	387	320	301	280	202	Ratnagiri
4	1	15	5	..	220	193	264	89	4	Sankatta
10	1	1	5	Shewar
414	536	378	613	226	1	3	10	..	6	Shiroda
374	344	417	359	409	66	23	1	12	1	Surat
360	394	416	329	256	657	426	413	256	20	Suveradarg
..	6	..	21	21	21	Trombay
156	81	190	131	105	7	5	13	23	25	Uran
..	Vengurla
2,185,325	1,858,097	2,517,460	2,907,156	3,142,171	10,308	21,858	46,121	69,437	70,042	TOTAL
453,057	458,274	634,894	800,021	710,358	16,327	21,560	30,333	33,246	22,011	BIND—
7	6	8	3	3	935	852	749	282	..	Karachi
6	7	15	14	6	1,620	2,695	2,516	2,080	988	Keti Bandar
..	Sirganda
453,070	458,287	634,917	800,038	710,367	18,932	25,107	33,598	35,558	22,999	TOTAL
393,236	317,385	476,459	517,945	505,583	45	534	2,405	1,457	1,358	MADRAS—
95	71	174	307	942	1,438	319	1,858	1,408	1,437	Madras
162	78	120	81	55	961	439	197	181	323	Adirampatnam
20	6	12	..	4	Ammapatnam
..	1	195	Badagara
..	Baruva

[Continued on next page]

DUTY COLLECTED AT EACH PORT

No. 14—continued

GROSS AMOUNT of CUSTOMS DUTY collected on IMPORTS and EXPORTS at each PORT in each

PORTS	IMPORTS									
	SALT					OTHER ARTICLES				
	1914-15	1915-16	1916-17	1917-18	1918-19	1914-15	1915-16	1916-17	1917-18	1918-19
	£	£	£	£	£	£	£	£	£	£
MADRAS—continued										
Bimlipatām	92	23	100	24	..
Cálicut	2	..	1	1	..	10,009	9,835	10,094	2,235	1,491
Calingapatām
Cannanore	1	344	97	179	61	101
Cocanáda	8,298	10,597	6,824	2,685	306
Cochin	2	1	1	1	..	28,878	22,325	22,008	12,528	4,241
Coondapoor	6	30	11	12	6
Cuddalore	5,214	3,427	14,166	5,711	4,847
Dévipatnám	4	7	18	17	22
Dhanushkodi	1,042	4,666	13,684	55,859	37,603
Gopálpur	154	83	88	4	..
Hangarkottai	1	5	8	8	12
Kalláyi	8	10	6
Káyalpatnám	132	165	288	359	174
Kilakarai	149	101	141	161	122
Kottapatnám	1
Kulasékhapatnám	381	422	605	678	670
Málpé	103	7	44	24	29
Mángalore	43	12	6	4	1	2,428	3,449	955	440	601
Masulipatam	74	57	1	7	2
Mutupet	2	..	2	4
Negapatām	7,788	7,183	10,343	10,962	15,660
Nizámpatnám	3	..
Pamban	267	225	254	468	58
Point Calimere	8	18	16	2	9
Ponáni	14	22	20	56	..
Porto Novo	121	109	148	170	127
Tellicherry	1	2,731	1,732	1,166	74	66
Tirumalavásal	39	29	67	77	43
Tondi	504	413	441	291	178
Topputurai	6	19	19	53	61
Tranquebar	12	8
Tuticorin	3	6	1	1	..	23,557	16,692	24,814	21,781	19,459
Velanganni	12	9	13	19	1
Vizáapatām	230	72	27	83	..
TOTAL	309	201	386	147	183	480,866	399,379	562,947	639,020	592,368
BURMA—										
Rangoon]	126,470	99,566	117,561	102,918	98,001	413,740	442,754	597,327	575,838	644,333
Akyab	835	1	5,458	4,849	3,137	1,830	1,268
Bassein	54	127	378	684	866
Kyaukpýu	2
Mergui	958	939	1,317	1,988	2,107
Moulmein	3	3,793	2,178	1,504	1,628	1,494
Tavoy	811	854	1,725	1,723	2,245
Victoria Point	36	11	13	14	9	330	277	409	481	354
TOTAL	127,344	99,568	117,574	102,932	98,010	425,144	451,480	605,797	584,167	652,712
GRAND TOTAL	1,041,636	901,184	976,507	806,482	815,794	5,384,258	4,930,092	6,618,659	8,011,295	8,395,767

DUTY COLLECTED AT EACH PORT

PROVINCE of BRITISH INDIA, in each Official Year from 1914-15 to 1918-19—continued

TOTAL IMPORTS					EXPORTS					PORTS
1914-15	1915-16	1916-17	1917-18	1918-19	1914-15	1915-16	1916-17	1917-18	1918-19	
£	£	£	£	£	£	£	£	£	£	
92	23	100	24	..	2	2	5	..	2	MADRAS—continued
10,101	9,835	10,095	2,236	1,491	8	1,277	6,038	3,804	4,876	Bimlipatam
..	18	Calicut
345	97	179	61	101	Calingapatam
8,238	10,597	6,824	2,685	366	30,264	19,482	8,609	5,948	674	Cannanore
23,380	22,325	22,004	12,529	4,241	638	369	3,627	916	3,341	Cocanada
5	30	11	12	5	244	319	271	245	71	Cochin
5,214	3,427	14,166	5,711	4,847	1	19	30	34	17	Coondapoor
4	7	18	17	22	50	..	160	..	106	Cuddalore
1,042	4,866	13,684	55,859	37,503	10,344	28,393	37,980	38,575	18,518	Dévipatnam
154	83	83	4	..	714	Dhanushkodi
1	5	8	8	12	1,573	1,574	1,495	1,672	654	Gopápur
..	..	8	10	6	Hangarkottai
132	165	288	359	174	Kallayi
149	101	141	161	122	2	..	13	Káyalpatnam
..	1	352	72	Kilakarai
381	422	605	678	670	1	2	Kottapatnam
103	7	44	24	29	46	49	36	24	25	Kulaséharapatnam
2,466	3,461	980	444	602	1,026	1,181	1,498	1,185	422	Málpe
74	57	1	7	2	2,128	1,625	3,892	1,901	96	Mangalore
..	2	..	2	4	222	Masulipatam
7,788	7,183	10,343	10,962	15,669	6,773	10,482	9,248	5,595	4,028	Mutupet
..	3	..	43	11	Negapatam
267	225	254	468	38	4	45	2	31	214	Nizámpatnam
8	18	16	2	9	124	6	89	109	11	Pamban
14	22	20	56	1	Point Calimere
121	109	148	170	127	856	2,595	1,422	1,408	932	Pondni
2,732	1,732	1,186	74	66	11	2	75	27	70	Porto Novo
39	29	67	77	43	387	285	638	263	529	Tellicherry
504	413	441	291	178	24	28	2	13	82	Tirumalavásal
6	19	19	53	61	1,106	1,349	1,053	1,315	236	Tondi
..	12	8	Toppaturai
23,560	16,698	24,815	21,782	19,459	11,286	22,471	18,529	6,671	9,609	Tranquebar
12	9	13	19	1	307	271	193	234	144	Tuticorin
230	72	27	33	..	2	4	Velanganni
481,175	399,580	583,333	633,167	592,546	70,760	93,205	94,533	73,106	48,043	TOTAL
540,210	542,310	714,888	678,801	742,384	280,546	275,928	350,508	425,685	447,974	BUKMA—
6,293	4,350	3,137	1,930	1,263	16,837	7,561	9,100	6,777	31,073	Rangoon
54	127	378	634	866	50,791	52,380	37,302	69,902	76,743	Akyab
..	2	Basseln
958	939	1,317	1,938	2,107	466	79	18	..	157	Kyaukpnyu
3,796	2,178	1,504	1,628	1,494	17,521	5,589	14,793	19,275	23,577	Mergul
811	654	1,725	1,723	2,245	3,917	2,431	837	1,137	521	Moulmein
366	288	432	495	368	3	2	8	16	160	Tavoy
552,488*	551,048†	723,371‡	687,099§	750,722	380,081	343,970	412,561	522,792	580,205	TOTAL
6,425,894*	5,831,166†	7,580,166‡	8,817,777§	9,211,561	553,193	526,110	1,647,453	2,216,562	2,460,995	GRAND TOTAL

* Includes £ 5,746 realised in Burma from miscellaneous receipts
† " " 6,462 " " " " " "
‡ " " 12,152 " " " " " "
§ " " 13,980 " " " " " "
|| " " 13,421 " " " " " "

IMPORT DUTY

No. 15

GROSS amount of CUSTOMS duty COLLECTED on the PRINCIPAL and other articles of IMPORTED MERCHANDISE subject to duty, in each OFFICIAL year from 1914-15 to 1918-19

ARTICLES	1914-15	1915-16	1916-17	1917-18	1918-19
	\$	\$	\$	\$	\$
SCHEDULE II—IMPORT TARIFF.					
PART II.					
<i>Articles which are liable to duty at special rates.</i>					
I—Food, Drink, and Tobacco—					
Fish—					
Fish, salted, wet or dry	5,682	6,525	4,919	8,842	8,043
Liquors—					
Ale, beer, and porter	44,675	37,493	44,569	31,939	32,100
Cider and other fermented liquors	231	195	255	236	156
Spirit—					
Spirit, which has been rendered effectually and permanently unfit for human consumption	1,113	1,343	3,395	1,719	3,121
Perfumed spirits			20,539	12,049	15,804
Liqueurs, Cordials, Mixtures and other preparations containing spirit—					
(i) Entered in such a manner as to indicate that the strength is not to be tested	50,496	51,434	11,812	6,365	10,122
(ii) If tested			36,072	50,874	53,571
All other sorts of spirit	684,458	665,458	680,571	603,715	591,652
TOTAL OF SPIRITS	736,067	718,235	752,389	674,512	674,330
Wines—					
Champagne and all other sparkling wines not containing more than 42 per cent of proof spirit	4,296	4,869	5,398	4,165	4,506
All other sorts of wines not containing more than 42 per cent of proof spirit	25,978	25,193	31,652	22,274	26,593
TOTAL OF WINES	30,274	30,062	37,050	26,439	31,104
TOTAL OF LIQUORS	811,247	785,985	834,263	738,126	737,690
Sugar—					
Sugar, all sorts, including Molasses and Saccharine produce of all sorts but excluding confectionery (a)	293,148	404,537	367,029	987,760	1,129,561
Other Food and Drink—					
Salt—					
Imported from					
Foreign Ports	1,040,716	899,729	975,834	806,233	815,494
Indian Ports	920	1,404	673	249	300
TOTAL	1,041,636	901,133	976,507	806,482	815,794
Tobacco, manufactured and unmanufactured	178,536	189,104	306,759	410,118	553,475
TOTAL OF I—FOOD, DRINK, AND TOBACCO	2,330,249	2,285,284	2,989,477	2,941,128	3,239,563
II—Raw materials and produce and articles mainly unmanufactured—					
Coal, coke, and patent fuel (b)					
Oils—					
Petroleum, including also naphtha and the liquids commonly known by the names of rock-oil, Rangoon oil, Burma oil, Kerosene, paraffin oil, mineral oil, petrolin, gasoline, benzol, benzoline, benzine, and any inflammable liquid which is made from petroleum, coal, schist, shale, peat or any other bituminous substance, or from any products of petroleum, but excluding petroleum which has its flashing point at or above 200°F. for the batching of jute or other fibre or for lubricating purposes and which has its flashing point at or above 150°F. for use as fuel and for sanitary or hygienic purpose	538,381	436,334	301,276	237,221	37,560
TOTAL OF II—RAW MATERIALS AND PRODUCE, ETC.	538,381	436,334	302,761	238,237	39,922
III—Articles wholly or mainly manufactured—					
Arms, Ammunition, and Military Stores (c)—					
Fire arms, and parts and appurtenances thereof	31,017	32,567	37,020	23,627	22,630
Gunpowder for cannons, rifles, guns, pistols, and sporting purposes	837	743	1,986	1,859	1,215
All other sorts of arms, ammunition, and military stores	3,779	4,736	9,741	5,839	9,502
TOTAL	35,633	38,046	48,747	31,325	33,347

(a) Figures for the years previous to 1916-17 include "confectionery"
(b) Dutiable from 1st March 1916
(c) Includes "explosives" prior to 1st March 1916

No. 15—continued

GROSS amount of CUSTOMS duty COLLECTED on the PRINCIPAL and other articles of IMPORTED MERCHANDISE subject to duty, in each OFFICIAL year from 1914-15 to 1918-19—continued

ARTICLES	1914-15	1915-16	1916-17	1917-18	1918-19
	£	£	£	£	£
SCHEDULE II—IMPORT TARIFF—continued					
PART II—continued					
<i>Articles which are liable to duty at special rates—continued</i>					
III.—Articles wholly or mainly manufactured—continued					
Chemicals, Drugs, and Medicines—					
Opium and its alkaloids	277	281	408	196	224
Metals—					
Silver, bullion or coin, except current coin of the Government of India and antique coins and medals which are free	1,030,068	637,118	100,080	113,590	76
Silver plate, silver thread and wire, and silver manufactures, all sorts (a)	—	—	24,937	16,057	13,560
TOTAL OF III.—ARTICLES WHOLLY OR MAINLY MANUFACTURED	1,065,978	675,445	174,067	161,218	47,197
TOTAL OF PART II	3,934,608	3,297,063	3,466,305	3,340,583	3,376,682
PART III.					
<i>Articles which are liable to duty at 2½ per cent ad valorem.</i>					
I.—Food, Drink, and Tobacco—					
Grain, pulse, and flour—					
Grain and pulse, all sorts, including broken grain and pulse but excluding flour (b)	—	—	3,841	2,114	445
Provisions and Oilman's Stores—					
Vinegar in casks	42	42	70	72	162
TOTAL OF I.—FOOD, DRINK, AND TOBACCO	42	42	3,911	2,186	607
II.—Raw materials and produce and articles mainly unmanufactured—					
Metallic ore and scrap iron or steel for remanufacture—					
Iron or steel, old	128	59	227	270	389
Wood and Timber—					
Fire wood (b)	—	—	104	245	168
TOTAL OF II.—RAW MATERIALS AND PRODUCE, ETC.	128	59	331	515	557
III.—Articles wholly or mainly manufactured—					
Chemicals, Drugs, and Medicines—					
Copperas, green	86	495	1,079	184	5
Hardware, implements, and instruments—					
Telegraphic Instruments and Apparatus, and parts thereof, imported by or under the orders of a Railway Company (b)	—	—	20	14	16
Machinery—					
Machinery, namely prime-movers and component parts thereof, including boilers and component parts thereof; also including locomotive and portable engines, steam-rollers, fire engines, and other machines in which the prime-mover is not separable from the operative parts (b)	—	—	71,066	60,995	77,448
Metals—Iron and steel—					
Iron—					
Angle (c)	40	117	562	196	288
Bar, Rod, Channel, including Channel, for carriages (d)	724	1,063	6,927	5,096	4,826
Fig	223	382	264	35	17
Rice bowls	495	406	614	252	237

(a) Figures for the years previous to 1916-17 are included under "Jewellery and jewels," etc., in Part IV
(b) Dutiable from 1st March 1916
(c) Figures for the years previous to 1916-17 represent "Angle, T. and Channel"
(d) Figures for the years previous to 1916-17 represent "Bar, including nail, rod and round rod"

IMPORT DUTY

No. 15—continued

GROSS amount of CUSTOMS duty COLLECTED on the PRINCIPAL and other articles of IMPORTED MER-
CHANDISE subject to duty, in each OFFICIAL year from 1914-15 to 1918-19—continued

ARTICLES	1914-15	1915-16	1916-17	1917-18	1918-19
	£	£	£	£	£
SCHEDULE II—IMPORT TARIFF—continued					
PART III—continued					
<i>Articles which are liable to duty at 2½ per cent ad valorem—continued</i>					
III.—Articles, wholly or mainly manufactured—continued					
Metal—Iron and Steel—continued					
Iron and Steel—					
Anchors and cables	294	254	786	338	372
Beams, joists, pillars, girders, screwplies, bridge work, and other such descriptions of iron or steel, imported exclusively for building purposes, including also ridging, guttering and continuous roofing	6,253	5,048	4,212	1,089	1,645
Bolts and nuts, including hook-bolts and nuts for roofing	910	1,345	3,586	2,047	6,100
Hoops and Strips (a)	2,153	3,087	10,898	13,000	21,915
Nails, rivets, washers, all sorts	2,000	4,471	12,284	9,054	21,618
Pipes and tubes and fittings therefor, such as bends, boots, elbows, tees, sockets, flanges and the like	7,018	9,227	19,134	16,174	17,993
Rails, chairs, sleepers, bearing and fishplates, spikes (commonly known as dogspikes), switches and crossings other than those described under Railway plant and rolling stock, also lever-boxes, clips and tiebars	522	971	2,413	545	153
Sheets and plates, all sorts, excluding discs and circles (b)	31,056	23,444	43,506	44,429	53,341
Wire, including fencing wire and wire rope, but excluding wire-netting	1,553	2,496	7,240	10,756	16,934
Steel—					
Angle (c)	1,961	2,248	2,323	1,705	5,751
Bar, rod, and channel, including channel for carriages (d)	6,088	3,366	5,304	4,549	19,283
Cast including spring, blistered and tubsteal	883	806	2,746	1,175	2,535
Ingots, blooms, billets and slabs (e)	—	—	54	25	119
TOTAL OF IRON AND STEEL	63,073	59,246	123,003	110,460	173,127
Metals—other than Iron and Steel—					
Lead sheets for tea chests (f)	—	—	3,051	4,183	5,556
Railway plant and rolling-stock—					
Railway material for permanent way and rolling-stock, namely, cylinders, girders, and other material for bridges, rails, sleepers, bearing and fishplates, fishbolts, chairs, spikes, crossings, sleeperfastenings, switches, interlocking apparatus, brake gear, couplings and springs, signals, turntables, weighbridges, engines, tenders, carriages, wagons, traversers, trollies, trucks and component parts thereof; also the following articles when imported by or under the orders of a railway company, namely, cranes, water cranes, water tanks and standards, wire and other materials for fencing (f)	—	—	24,386	9,603	30,081
Miscellaneous—					
Printing and Lithographing material, namely, presses, type, ink, brass rules, composing sticks, chases, imposing tables, and lithographic stones, stereo-blocks, roller moulds, roller frames and stocks, roller composition, standing screw and hot presses, perforating machines, gold blocking presses, stereo typing apparatus, metal furniture, paper folding machines, and paging and numbering machines, but excluding paper (f)	—	—	982	914	1,196
Ships and other vessels for inland and harbour navigation, including steamers, launches, boats and barges, imported entire or in sections (f)	—	—	1,856	3,406	2,694
Tea-chests of metal or wood, whether imported entire or in sections (f)	—	—	14,823	16,461	15,342
TOTAL OF MISCELLANEOUS	—	—	17,661	20,879	19,292
TOTAL OF III.—ARTICLES WHOLLY OR MAINLY MANUFACTURED	63,159	59,741	240,266	208,314	308,065
TOTAL OF PART III	63,329	59,842	244,508	209,015	307,229
PART IV.					
<i>Articles which are liable to duty at 7½ per cent ad valorem.</i>					
I.—Food, Drink, and Tobacco—					
Fish—					
Fish excluding salted fish (g)	—	—	2,761	1,914	2,438
Fishmaws, including singally and sozille, and sharkfins (f)	—	—	707	692	1,116
TOTAL OF FISH	—	—	3,468	2,606	3,554

(a) Figures for the years previous to 1916-17 represent "Iron lowmoor" and "Steel hoops"

(b) Figures for the years previous to 1916-17 include "Iron hoops and ridging"

(c) Figures for the years previous to 1916-17 represent "Angle, T. and Channel"

(d) Figures for the years previous to 1916-17 represent "Bar and blooms"

(e) Figures for the years previous to 1916-17 are included under "bar, rod and channel"

(f) Dutiable from 1st March 1916

(g) Separate figures for the years previous to 1916-17 are not available

No. 15—continued

GROSS amount of CUSTOMS duty COLLECTED on the PRINCIPAL and other articles of IMPORTED MERCHANDISE subject to duty, in each OFFICIAL year from 1914-15 to 1918-19—continued

ARTICLES	1914-15	1915-16	1916-17	1917-18	1918-19
SCHEDULE II—IMPORT TARIFF—continued					
PART IV—continued					
<i>Articles which are liable to duty at 7½ per cent ad valorem—continued</i>					
I.—Food, Drink, and Tobacco—continued					
Fruits and vegetables—					
Fruits and Vegetables, all sorts, fresh, dried, salted, or preserved (a)	42,417	50,121	79,634	134,829	116,019
Grain, Pulse, and Flour—					
Flour	2,209	1,693	1,238	984	1,747
Provisions and Oilman's Stores—					
Provisions and Oilman's stores and groceries, all sorts, excluding vinegar in casks	77,220	77,837	135,503	85,862	96,617
Spices—					
Spices, all sorts	56,581	64,562	95,460	90,597	110,660
Sugar—					
Confectionery (b)	—	—	11,496	2,773	2,822
Tea	11,559	12,887	13,922	33,587	37,246
Other food and drink—					
Coffee	602	543	638	768	218
All other sorts of Food and Drink not otherwise specified	437	385	411	282	222
TOTAL OF I.—FOOD, DRINK, AND TOBACCO	191,025	208,028	341,770	352,283	379,000
II.—Raw materials and produce and articles mainly unmanufactured—					
Gums, Resins and Lac—					
Copal	200	70	74	878	160
Cutch and gambier	2,169	2,427	3,532	4,907	7,683
Arabic	242	531	520	742	714
Bdellium	101	83	133	92	125
Benjamin	1,940	2,251	3,894	4,408	4,280
Resin	930	1,168	1,151	2,678	592
All other sorts of gums, gum-resins, and articles made of gum or gum-resin	10,318	13,125	7,581	5,994	4,757
TOTAL OF GUMS, ETC.	15,909	19,655	16,875	19,390	18,311
Metallic Ores—					
Metallic Ores, all sorts (c)	—	—	774	45	80
Oils—					
All sorts of animal, essential, mineral, and vegetable, non-essential oils, excluding petroleum, shown under Part II—					
Petroleum which has its flashing point at or above two hundred degrees of Fahrenheit's thermometer and is proved to the satisfaction of the Collector of Customs to be intended for use exclusively for the batching of jute or other fibre or for lubricating purposes	27,940	20,916	59,714	69,736	93,459
Petroleum which has its flashing point at or above 150°F. and is proved to the satisfaction of the Collector of Customs to be intended for use exclusively as fuel or for some sanitary or hygienic purpose	5,211	10,722	12,698	12,010	23,976
All other sorts of animal, essential, mineral and vegetable non-essential oils—					
Coconut oil	308	121	642	4,223	1,772
All other sorts	10,976	11,917	19,627	16,054	9,039
TOTAL OF OILS	44,435	52,676	92,676	102,029	128,246
Seeds—					
Seeds, all sorts, excluding oilseeds, imported into British India by sea from the territories of any Native Prince or Chief in India	4,957	6,567	4,308	3,640	2,726
Tallow, Stearine, and Wax—					
Tallow and stearine, including grease and animal fat, and wax of all sorts not otherwise specified	6,460	5,912	10,740	3,309	6,004
Textile Materials (d)—					
Silk waste, and raw silk including cocoons	—	—	51,033	47,841	43,478
Raw flax, hemp, jute and all other unmanufactured textile materials not otherwise specified	—	—	7,072	7,600	12,626
TOTAL OF TEXTILE MATERIALS	—	—	58,105	55,441	56,104

(a) No duty was charged on "all sorts of fresh fruits and vegetables" other than "coconuts" prior to 1st March 1916

(b) Figures for the years previous to 1916-17 are included under "Sugar, all sorts" in Part II

(c) Separate figures for the year previous to 1916-17 are not available

(d) Figures for the years previous to 1916-17 are included under "Yarn and textile fabrics" in class III

IMPORT DUTY

No. 15—continued

GROSS amount of CUSTOMS duty COLLECTED on the PRINCIPAL and other articles of IMPORTED MERCHANDISE subject to duty, in each OFFICIAL year from 1914-15 to 1918-19—continued

ARTICLES	1914-15	1915-16	1916-17	1917-18	1918-19
SCHEDULE II—IMPORT TARIFF—continued.					
PART IV—continued.					
<i>Articles which are liable to duty at 7½ per cent ad valorem—continued</i>					
II.—Raw Materials and produce and articles mainly unmanufactured—continued					
Wood and Timber—					
Wood and Timber, all sorts, not otherwise specified, including all sorts of ornamental wood (a)	28,173	26,998	54,183	61,887	42,133
Miscellaneous—					
Canes and rattans (b)	—	—	2,310	2,800	2,450
Cowries and shells	1,027	705	2,065	1,747	1,360
Ivory, unmanufactured (c)	4,600	5,046	12,375	10,468	10,492
Precious stones, unset (d)	—	—	407	50	425
All other raw materials and produce and articles mainly unmanufactured, not otherwise specified (b)	—	—	1,315	1,204	1,848
TOTAL OF MISCELLANEOUS	5,627	5,841	19,372	16,449	16,070
TOTAL OF II.—RAW MATERIALS AND PRODUCE, ETC.	105,561	117,649	257,042	262,199	270,574
III.—Articles, wholly or mainly manufactured—					
Apparel—					
Apparel, including drapery, boots and shoes, and military and other uniforms and accoutrements, etc. (e)	65,659	87,914	81,839	65,629	85,711
Arms, Ammunition, and Military stores—					
Explosives, namely, blasting gunpowder, blasting gelatine, blasting dynamite, blasting roborite, blasting tonite, and all other sorts, including detonators and blasting fuse (f)	—	—	9,554	9,416	14,926
Carriages and Carts—					
Carriages and carts, including motor cars, motor cycles and motor wagons, bicycles, tricycles, jinrikishas, bath chairs, perambulators, trucks, wheel barrows, and all other sorts of conveyances and component parts thereof	58,684	67,378	122,434	52,105	35,242
Chemicals, Drugs, and Medicines—					
Chemical products and preparations, all sorts					
Drugs and medicines—					
Asafetida	905	797	2,059	1,240	679
Camphor	5,690	7,453	10,559	11,442	5,534
Caesia lignea	3,254	3,681	2,542	3,846	5,201
All other sorts	20,468	25,075	43,466	37,779	54,648
TOTAL OF CHEMICALS, DRUGS, AND MEDICINES	68,307	86,392	140,872	176,816	181,808
Cutlery, Hardware, Implements, and Instruments—					
Clocks and Watches and parts thereof	4,863	6,739	9,126	8,581	11,028
Cutlery	—	—	6,903	7,443	9,701
Electroplated ware	117,976	111,311	1,975	1,520	1,740
Hardware, ironmongery and tools, all sorts, not otherwise specified	—	—	168,623	149,802	194,661
All other sorts of Implements, Instruments, Apparatus and Appliances and parts thereof, not otherwise specified	45,885	46,023	84,712	78,256	108,225
TOTAL OF CUTLERY, HARDWARE, ETC.	168,524	164,073	271,339	245,602	325,365
Dyes and Colours—					
Dyeing and Tanning Substances—					
Allizarine dyes	4,420	335	7,849	6,062	56,573
Aniline dyes	11,669	2,562	16,927	52,191	60,511
„ salts	254	1,524	2,652	3,374	1,260
Cochineal	511	818	971	1,070	2,343
Madder or Manjist	16	282	1,367	783	536
Myrobalans	21	3	12	248	7
All other sorts	6,134	6,584	17,238	14,012	10,716
TOTAL OF DYEING AND TANNING SUBSTANCES	23,025	12,108	47,066	77,749	131,955

- (a) Figures for the years previous to 1916-17 include "Manufactures of wood"
 (b) Figures for the years previous to 1916-17 are included under "all other articles"
 (c) Figures for the years previous to 1916-17 represent "elephants' tusks" only
 (d) Dutiable from 1st March 1916
 (e) Figures for the years previous to 1916-17, include "haberdashery and millinery"
 (f) Figures for the years previous to 1916-17 are included under "Arms, ammunition," etc., in Part II

No. 15—continued

GROSS amount of CUSTOMS duty COLLECTED on the PRINCIPAL and other articles of IMPORTED MERCHANDISE subject to duty, in each OFFICIAL year from 1914-15 to 1918-19—continued

ARTICLES	1914-15	1915-16	1916-17	1917-18	1918-19
SCHEDULE II.—IMPORT TARIFF—continued.					
PART IV—continued.					
<i>Articles which are liable to duty at 7½ per cent ad valorem—continued</i>					
III.—Articles, wholly or mainly manufactured—continued.					
Paints and colours and Painter's materials, all sorts—					
Lead, red, dry	1,967	1,962	3,215	4,880	5,746
„ white, dry	776	603	1,455	1,688	3,009
Ochre, other than European, all colours (a)	—	—	284	105	113
Paints, Composition	3,215	3,202	2,187	1,538	1,024
„ patent driers (a)	—	—	37	58	64
Turpentine	1,507	1,055	1,581	1,278	1,367
Verdigris (a)	—	—	112	—	35
Vermillion, Canton (a)	—	—	313	1,070	276
Zinc, white, dry	186	266	672	835	206
All other sorts (b)	21,412	25,180	45,581	37,100	49,097
TOTAL OF PAINTS AND COLOURS	29,153	32,358	55,437	47,956	61,927
TOTAL OF DYES AND COLOURS					
	52,178	44,466	102,443	125,705	183,882
Furniture, Cabinetware and Manufactures of Wood—					
Furniture, Cabinetware and all other manufactures of Wood not otherwise specified (c)	5,175	4,672	14,769	11,407	18,127
Glassware and Earthenware—					
Glass and Glassware, all sorts, Chinese and Japanese ware, lacquered ware, earthenware, China and porcelain (d)	12,886	13,398	106,100	106,585	98,534
Hides and Skins and leather—					
Hides and Skins not otherwise specified, leather and leather manufactures all sorts, not otherwise specified	26,807	23,308	25,912	19,705	19,217
Machinery—					
Machinery and component parts thereof, meaning machines or parts of machines to be worked by manual or animal labour (e)	—	—	33,117	32,532	19,856
Metals—Iron and Steel—					
All sorts of Iron and Steel, and manufactures thereof, not otherwise specified—					
Cans, tinned	2,617	2,041	1,553	1,275	1,732
All other sorts, including wire-netting	3,812	3,990	5,831	3,542	4,715
TOTAL OF IRON AND STEEL	6,429	6,031	7,384	4,817	6,447
Metals other than Iron and Steel—					
All sorts of metals other than Iron and Steel, and manufactures thereof, not otherwise specified—					
Brass, ordure and leaves	85	—	71	—	—
„ patent or yellow metal, sheathing, sheets, braziers, and plates	48,555	6,170	6,536	6,902	28,248
„ all other sorts	5,137	6,488	15,918	20,976	18,848
TOTAL OF BRASS	53,777	12,658	22,525	27,878	47,096
Copper, braziers, sheets, plates and sheathing	27,672	8,716	509	775	7,801
„ nails and composition nails	62	39	367	232	450
„ pigs, tiles, ingots, cakes, bricks, and slabs	12,686	2,065	488	8,551	9,182
„ wire, including phosphor-bronze	1,213	2,010	3,683	6,018	6,479
„ all other sorts	7,311	2,799	6,874	16,628	9,712
TOTAL OF COPPER	48,944	16,528	11,871	33,104	33,424
German silver	3,458	707	448	310	17
Gold leaf	80	48	194	71	42
Lametta	352	680	928	622	1,078
Lead, all sorts	3,364	4,448	4,585	4,026	5,337
Quicksilver	510	1,742	1,674	3,031	2,933
Shot, bird	359	379	623	230	685
Tin, block	19,017	12,089	17,919	17,461	22,734
„ foil, and other sorts	299	121	689	807	401
TOTAL OF TIN	19,316	12,210	18,608	17,768	23,135

(a) Figures for the years previous to 1916-17 are included under "all other sorts"

(b) Figures for the years previous to 1916-17, include "Ochre," "patent driers," "verdigris," and "Vermillion, Canton"

(c) Figures for the years previous to 1916-17 exclude "manufactures of wood"

(d) Figures for the years previous to 1916-17, exclude "glass and glassware"

(e) Dutiable from 1st March 1916

IMPORT DUTY

No. 15—continued

GROSS amount of CUSTOMS duty COLLECTED on the PRINCIPAL and other articles of IMPORTED MERCHANDISE subject to duty, in each OFFICIAL year from 1914-15 to 1918-19—continued

ARTICLES	1914-15	1915-16	1916-17	1917-18	1918-19
SCHEDULE II—IMPORT TARIFF—continued					
PART IV—continued					
<i>Articles which are liable to duty at 7½ per cent ad valorem—continued</i>					
III.—Articles, wholly or mainly manufactured—continued					
Metals other than Iron and Steel—continued					
Zinc or spelter, nails	61	34	400	180	583
“ “ tiles or slabs	1,733	354	3,500	22,569	18,692
“ “ all other sorts	1,423	1,739	5,326	4,894	9,071
TOTAL OF ZINC OR SPELTER	3,217	2,127	9,226	27,643	22,346
All other sorts of metals	7,235	9,689	6,850	7,802	19,212
TOTAL OF METALS OTHER THAN IRON AND STEEL	140,592	61,216	77,582	122,485	155,305
Paper, Pastebord and Stationery—					
Paper and articles made of paper and papier maché, pasteboard, millboard and cardboard all sorts, and stationery, including ruled or printed forms and account and manuscript books, labels, advertising circulars, sheet or card almanacs and calendars, Christmas, Easter, and other cards, including cards in booklet form, including also wastepaper and old newspapers for packing, but excluding trade catalogues and advertising circulars imported by packet, book, or parcel post	61,891	70,247	147,342	148,778	176,701
Yarn and textile fabrics—					
Cotton piecegoods, hosiery, thread other than sewing and darning thread and all other manufactured cotton goods not otherwise specified—					
Piece goods—					
Grey (unbleached)	478,235	416,384	408,940	903,987	1,247,716
White (bleached)	252,810	249,072	322,141	716,777	585,545
Coloured, printed or dyed	284,181	205,963	400,909	858,391	616,819
Hosiery and all other manufactures	38,666	30,102	62,450	89,174	75,022
TOTAL OF ARTICLES MADE OF COTTON	1,023,842	901,521	1,194,440	2,668,209	2,524,902
Flax, twist and yarn, and manufactures of flax (a)	11,261	12,376	27,180	17,348	13,678
Haberdashery and millinery (b)	—	—	92,118	58,111	66,891
Hemp manufactures (c)	3,826	5,281	5,979	5,584	6,538
Hosiery (excluding cotton) (c)	—	—	6,219	7,381	9,022
Jute twist and yarn, and Jute manufactures, excluding second hand or used gunnybags	4,050	6,457	18,685	12,121	5,915
Silk yarn, noils and warps, silk thread, silk piecegoods, and other manufactures of silk (d)	107,442	141,547	166,210	148,095	188,845
Woolen yarn, Knitting wool, and other manufactures of wool including felt	62,556	32,199	93,105	96,174	98,522
All other sorts of yarn and textile fabrics not otherwise specified	88	298	1,426	526	230
Miscellaneous—					
Art, works of	1,149	742	921	1,006	568
Brushes and Brooms	1,450	1,548	3,775	4,728	3,884
Building and Engineering materials, including asphalt, bricks, cement, chalk and lime, clay, pipes of earthenware, tiles, and all other sorts of building and engineering materials not otherwise specified	31,680	37,650	49,370	69,007	40,562
Candles (e)	—	—	2,414	1,333	321
Cordage and rope and twines of vegetable fibre	5,775	5,547	6,741	10,166	10,743
Fireworks	2,341	2,291	3,661	3,901	2,961
Furniture tackle and apparel, not otherwise described for steam, sailing, rowing, and other vessels	265	170	484	2,012	1,739
Ivory, manufactured (d)	793	821	183	833	623
Jewellery and Jewels, including gold plate and other manufactures of gold, but excluding silver plate and other manufactures of silver (e)	5,908	5,138	3,230	1,684	2,584
Matches (f)	—	—	57,564	120,723	83,660
Mats and matting (f)	—	—	2,402	3,774	2,780
Oilcakes (f)	—	—	194	159	60
Oil-cloth and floor-cloth	2,168	3,080	6,454	3,327	5,018
Packing-Engine and Boiler—all sorts, excluding packing forming a component part of any article included in machinery and railway materials (f)	—	—	2,635	5,503	3,931
Perfumery, excluding perfumed spirits	1,071	1,140	1,100	1,079	942
Pitch, Tar, and Dammer	3,775	4,808	6,773	5,416	6,364
Polishes and Compositions (f)	—	—	7,574	8,081	6,297
Prints, Engravings and Pictures, including photographs and picture-cards (f)	—	—	329	146	130
Rubber tyres for motors and motor cycles, and rubber tubes for tyres, and other manufactures of rubber, not otherwise specified (f)	—	—	43,335	55,801	61,857
Smokers' requisites, excluding tobacco (f)	—	—	3,000	3,114	2,106
Soap	27,513	29,227	50,710	57,821	54,534
Starch and Farina (f)	—	—	3,391	10,679	2,397

(a) Figures for the years previous to 1916-17 include "raw flax," "raw hemp," or "raw silk" as the case may be

(b) Figures for the years previous to 1916-17 are included under "apparel"

(c) Separate figures for the years previous to 1916-17 are not available

(d) Figures for the years previous to 1916-17 include "unmanufactured ivory" other than "elephants' tusks"

(e) Figures for the years previous to 1916-17 include "silver manufactures"

(f) Figures for the years previous to 1916-17 are included under "all other articles"

No. 15—concluded

GROSS amount of CUSTOMS duty COLLECTED on the PRINCIPAL and other articles of IMPORTED MERCHANDISE subject to duty in each OFFICIAL year from 1914-15 to 1918-19—concluded

ARTICLES	1914-15	1915-16	1916-17	1917-18	1918-19
SCHEDULE II—IMPORT TARIFF—concluded					
PART IV—concluded					
<i>Articles which are liable to duty at 7½ per cent ad valorem—concluded</i>					
III.—Articles wholly or mainly manufactured—concluded					
<i>Miscellaneous—continued</i>					
Stone and Marble, and articles made of stone and marble	1,969	2,411	3,022	2,644	1,494
Toilet requisites, not otherwise specified	5,481	6,483	11,024	12,929	19,643
Toys, playing cards and requisites for games and sports	7,808	10,428	18,029	12,815	17,661
Umbrellas including parasols and sunshades, and fittings therefor	7,148	5,961	16,996	11,073	8,724
All other articles, wholly or mainly manufactured not otherwise specified (a)	90,320	125,162*	32,649	22,127	44,527
TOTAL OF MISCELLANEOUS	197,594	242,402	339,800	420,835	386,168
TOTAL OF III—ARTICLES WHOLLY OR MAINLY MANUFACTURED	2,072,861	1,971,171	3,085,868	4,450,861	4,630,858
IV.—Miscellaneous and unclassified—					
Coral (b)	—	—	131	264	219
Fodder, bran and pollards (c)	—	—	1,712	1,598	1,472
All other articles not otherwise specified, including articles imported by post	53,268	70,951	180,678	187,494	230,106
TOTAL OF IV—MISCELLANEOUS AND UNCLASSIFIED	53,268	70,951	182,521	189,856	231,797
TOTAL OF PART IV	2,412,210	2,367,799	3,867,201	5,254,199	5,512,229
GRAND TOTAL	6,420,147	5,824,704	7,578,014	8,803,797	9,196,140

(a) Figures for the years previous to 1916-17 include "all other raw materials and produce," etc.

(b) Separate figures for the years previous to 1916-17 are not available

(c) Dutiable from 1st March 1916

* Includes duty collected in March 1916 on the following:—

Candles	70	Machinery	6,193	Printing and lithographing material	35
Canes and rattans	141	Matches	4,226	Railway plant and rolling stock	1,698
Coal, coke, and patent fuel	139	Mats and matting	218	Ships and other vessels	145
Coral	7	Oilcakes	6	Smokers requisites	214
Fodder, bran, and pollards	19	Packing-engine and boiler—all sorts	129	Starch and farina	480
Grain, pulse and flour	566	Precious stones, unset	816	Tea chests of metal or wood	579

No. 16

GROSS AMOUNT of CUSTOMS DUTY collected on EXPORTED MERCHANDISE subject to DUTY, in each Official year from 1914-15 to 1918-19

ARTICLES	1914-15	1915-16	1916-17	1917-18	1918-19
† Jute—					
Raw (including cuttings)	—	3,832†	393,648	346,250	448,602
Manufactures—					
Sacking	—	3,681†	171,963	352,433	444,288
Hessians and all other descriptions	—	4,140†	220,242	523,861	534,780
Rice—					
Rice, in the husk	10,724	11,084	18,453	10,232	14,216
„ not in the husk	542,370	497,098	559,535	691,472	726,596
„ flour	97	109	81	96	68
† Tea	—	6,175†	283,631	292,218	292,385
TOTAL	553,191	526,119	1,647,463	2,216,562	2,460,956

† Dutiable from 1st March 1916

‡ Duty collected in March 1916

DRAWBACKS AND REFUNDS

No. 17

AMOUNT of DRAWBACKS PAID and DUTIES REFUNDED on the PRINCIPAL and other

ARTICLES	DRAWBACKS						
	1914-15	1915-16	1916-17	1917-18	1918-19	1914-15	1915-16
SCHEDULE II—IMPORT TARIFF							
PART II.							
<i>Articles which are liable to duty at special rates</i>							
I—Food, Drink and Tobacco—							
Fish, salted, wet or dry (a)	—	—	—	—
Liquors—							
Ale, beer and porter	716	884	2,694	1,889	1,892	119	60
Cider and other fermented liquors	..	1	8	20	16
Spirit	630	711	2,068	2,417	1,249	5,034	6,617
Wines	105	104	429	285	244	139	148
Total of Liquors	1,451	1,700	5,199	4,611	3,401	5,292	6,825
Sugar	21,019	6,074	24,853	51,170	63,900	1,653	3,260
Salt	4,973	2,525
Tobacco	812	930	4,916	5,882	7,429	87	132
Total of I—Food, Drink and Tobacco	23,282	8,704	34,968	61,663	74,730	12,005	12,742
II—Raw materials and produce and articles mainly unmanufactured—							
Coal, coke and Patent fuel (b)	—	—	..	63	29	—	—
Oils—							
Petroleum	1,955	1,353	3,078	1,926	661	4,018	2,702
Total of II—Raw Materials, etc.	1,955	1,353	3,078	1,989	690	4,018	2,702
III—Articles wholly or mainly manufactured—							
Arms, Ammunition and Military Stores—							
Fire-arms and parts thereof	283	87	227	339	443	29,258	29,002
Gunpowder	40
All other sorts of arms, etc.	18	1	29	45	19	41	27
Total of Arms, etc.	301	88	256	424	462	29,299	29,029
Chemicals, drugs and medicines—							
Opium (a)	—	—	—	—
Metals—							
Silver, Bullion or Coin, etc.	2,360	2,605	8,514	232	..	25,844	4,111
Silver plate, Silver thread and wire and silver manufactures all sorts (a)	—	—	31	..	47	—	—
Total of III—Articles wholly or mainly manufactured	2,661	2,693	8,801	656	509	55,143	33,740
Total of Part II	27,898	12,750	46,847	64,308	75,929	71,166	49,184
PART III.							
<i>Articles which are liable to duty at 2½ per cent, ad valorem</i>							
I—Food, Drink and Tobacco—							
Grain and Pulse (excluding flour) (b)	—	—	..	20	..	—	—
Provisions and Outman's Stores, Vinegar in Casks (a)	—	—	—	—
Total of I—Food, Drink and Tobacco	—	—	..	20	..	—	—
II—Raw materials and produce and articles mainly unmanufactured—							
Metallie ore and scrap iron or steel for remanufacture—							
Iron or steel, old
Wood and Timber—							
Fire wood (b)	—	—	—	—
Total of II—Raw materials, etc.	—	—	—	—

(a) Separate figures not available prior to 1916-17

(b) Free of duty prior to 1st March 1916

ARTICLES IMPORTED and EXPORTED, in each Official Year from 1914-15 to 1918-19

REFUNDS			TOTAL					ARTICLES
1916-17	1917-18	1918-19	1914-15	1915-16	1916-17	1917-18	1918-19	
£	£	£	£	£	£	£	£	
1	..	1	—	—	1	..	1	SCHEDULE II—IMPORT TARIFF
60	125	205	835	944	2,744	2,014	2,097	PART II.
1	1	9	20	16	<i>Articles which are liable to duty at special rates</i>
8,779	8,074	12,300	5,664	7,328	10,847	10,491	13,549	I—Food, Drink and Tobacco—
177	223	328	244	252	606	508	567	Fish, salted, wet or dry (a)—
9,007	8,422	12,828	6,743	8,525	14,206	19,033	16,229	Liquors—
3,631	6,970	7,308	22,672	9,334	28,484	58,140	71,268	Ale, beer and porter
3,398	1,838	46,617	4,973	2,525	3,393	1,838	46,617	Cider and other fermented liquors
397	651	2,330	899	1,062	5,313	6,533	9,759	Spirit
16,429	17,881	69,144	35,287	21,446	51,397	79,544	142,874	Wines
190	283	589	—	—	190	346	508	Total of Liquors
1,596	4,668	1,802	5,978	4,055	4,674	6,592	2,463	Sugar
1,760	4,949	2,341	5,973	4,055	4,804	6,938	3,031	Salt
25,899	20,943	19,497	29,541	29,689	26,116	21,282	19,940	Tobacco
134	98	513	59	28	163	143	532	Total of I—Food, Drink and Tobacco
26,023	21,041	20,133	29,600	29,717	26,279	21,465	20,595	II—Raw materials and produce and articles mainly unmanufactured—
2	—	—	2	Coal, coke and Patent fuel (b)
3,173	1,193	..	28,204	6,716	11,687	1,425	..	Oils—
3,229	251	191	—	—	3,260	251	238	Petroleum
32,427	22,485	20,324	57,804	36,433	41,228	23,141	20,833	Total of II—Raw materials, etc.
50,642	45,315	90,809	99,064	61,994	97,489	109,023	166,738	III—Articles wholly or mainly manufactured—
44	98	9	—	—	44	118	9	Arms, Ammunition and Military Stores—
1	3	4	—	—	1	3	4	Fire-arms and parts thereof
45	101	13	—	—	45	121	13	Gunpowder
..	7	22	7	22	All other sorts of arms, etc.
1	—	—	1	Total of Arms, etc.
1	7	22	—	—	1	7	22	Chemicals, drugs and medicines—
..	Opium (a)
..	Metals—
..	Silver, Bullion, or Coin, etc.
..	Silver plate, Silver thread and wire and silver manufactures all sorts (a)
..	Total of III—Articles wholly or mainly manufactured
..	TOTAL OF PART II
..	PART III.
..	<i>Articles which are liable to duty at 2½ per cent, ad valorem</i>
..	I—Food, Drink and Tobacco—
..	Grain and Pulse (excluding flour) (b)
..	Provisions and Oilman's Stores, Vinegar in Casks (a)
..	Total of I—Food, Drink and Tobacco
..	II—Raw materials and produce and articles mainly unmanufactured—
..	Metallurgical ore and scrap iron or steel for remanufacture—
..	Iron or steel, old
..	Wood and Timber—
..	Firewood (b)
..	Total of II—Raw materials, etc.

DRAWBACKS AND REFUNDS

No. 17—continued

AMOUNT of DRAWBACKS PAID and DUTIES REFUNDED on the PRINCIPAL and other

ARTICLES	DRAWBACKS						
	1914-15	1915-16	1916-17	1917-18	1918-19	1914-15	1915-16
	£	£	£	£	£	£	£
SCHEDULE II—IMPORT TARIFF—continued							
PART III—continued							
II—Articles wholly or mainly manufactured—							
Chemicals, etc.—							
Coppers, green (a)				8			
Telegraphic Instruments and Apparatus and parts thereof (b)							
Machinery (b)			31	78	40		
Metals—							
Iron and Steel—							
Iron	6	2				169	365
Iron or Steel (a)			20	62			
Steel	102	90			6	296	266
Total of Metals—Iron and Steel	108	92	20	62	6	465	631
Lead Sheets, for tea chests (b)			61				
Railway Plant and Rolling Stock (b)							
Miscellaneous—							
Printing and Lithographing materials (b)			7				
Ships and other vessels, etc. (b)			1	1			
Tea chests of metal or wood, etc. (b)			9	70			
Total of III—Articles wholly or mainly manufactured	108	92	120	219	52	465	631
Total of Part III	108	92	120	239	52	465	631
PART IV.							
<i>Articles which are liable to duty at 7½ per cent, ad valorem</i>							
I—Food, Drink and Tobacco—							
Fish (a)			84	42	75		
Fruits and Vegetables	795	212	292	123	94	283	312
Grain, Pulse and Flour—							
Flour (a)			28	3			
Provisions and Oilman's Stores	489	1,469	5,473	3,739	2,703	624	286
Spices	1,271	2,451	2,473	5,445	4,534	201	219
Sugar—							
Confectionery (a)			194	69	127		
Tea	482	2,305	1,500	752	4,605	78	3
Other Food and Drink—							
Coffee	26	15	46	56	5	1	49
Other sorts (a)			1	5	1		
Total of Other Food and Drink	26	15	47	61	6	1	49
Total of I—Food, Drink and Tobacco	3,063	6,452	10,091	10,234	12,089	1,187	869
II—Raw materials and produce and articles mainly unmanufactured—							
Gums, resins and lac	28	15	65	110	81	78	134
Oils—							
Petroleum (a)			866	1,647	907		
All other sorts of oils	42	4	368	49	4	21	24
Total of oils	42	4	1,234	1,696	911	21	24
Stearns	3	85	1	1	..	20	11
Tallow, Stearine and Wax	2				23	2,556	3,004

(a) Separate figures not available prior to 1916-17.

(b) Free of duty prior to 1st March 1916

ARTICLES IMPORTED and EXPORTED, in each Official Year from 1914-15 to 1918-19—continued

REFUNDS			TOTAL					ARTICLES
1916-17	1917-18	1918-19	1914-15	1915-16	1916-17	1917-18	1918-19	
£	£	£	£	£	£	£	£	
								SCHEDULE II—IMPORT TARIFF —continued
								PART III—continued
								III—Articles wholly or mainly manufactured—
								Chemicals, etc.
					4	8		Copperas, green (a)
5					6			Telegraphic Instruments and Apparatus and parts thereof (b)
1,393	1,974	3,615			1,424	2,052		Machinery (b)
								Metals—
								Iron and Steel—
40	90	118	175	307	40	90	118	Iron
921	794	5,551			947	856	5,551	Iron or Steel (a)
108	28	1,265	308	356	108	28	1,271	Steel
								Total of Metals—Iron and Steel
769	912	6,934	573	723	795	974	6,940	
								Lead Sheets, for tea chests (b)
1	252	2			52	252	2	Railway Plant and Rolling Stock (b)
46	47	7,195			46	647	7,195	Miscellaneous—
								Printing and Lithographing materials (b)
10	7	45			17	7	45	Ships and other vessels, etc. (b)
11	41	31			12	42	31	Tea chests of metal or wood, etc. (b)
	341	779			9	411	778	
2,235	4,174	18,600	573	723	2,364	4,393	18,652	Total of III—Articles wholly or mainly manufactured
2,281	4,282	18,635	573	723	2,410	4,521	18,687	Total of Part III
								PART IV.
								Articles which are liable to duty at 7½ per cent. ad valorem
								I—Food, Drink and Tobacco—
								Fish (a)
1	6	6			85	48	81	Fruits and Vegetables
705	551	1,445	1,078	524	907	674	1,589	Grain, Pulse and Flour
		238			28	3	238	Flour (a)
547	812	1,666	1,113	1,755	6,020	4,551	4,429	Provisions and Oilman's Stores
104	381	617	1,472	2,670	2,667	5,826	5,151	Spices
								Sugar—
67	22	40			261	91	52	Confectionery (a)
86	553	65	569	2,308	1,566	1,305	4,670	Tea
								Other Food and Drink—
	8	27	27	64	46	64	32	Coffee
5	1				6	6	1	Other sorts (a)
5	9	27	27	64	52	70	33	Total of other Food and Drink
1,585	2,334	4,104	4,250	7,321	11,076	12,568	16,193	Total of I—Food, Drink and Tobacco
								II—Raw materials and produce and articles mainly unmanufactured—
								Gums, resins and lac
110	68	189	106	149	175	178	270	Oils—
1,578	1,090	7,888			2,444	2,746	8,795	Petroleum (a)
18	154	360	66	28	386	208	364	All other sorts of oils
1,506	1,253	8,248	66	28	2,830	2,949	9,159	Total of oils
								Seeds
56	59	13	23	96	57	60	13	Tallow, Stearino and Wax
3,482	3,249	1,236	2,558	3,004	3,482	3,249	1,261	

DRAWBACKS AND REFUNDS

No. 17—continued

AMOUNT of DRAWBACKS PAID and DUTIES REFUNDED on the PRINCIPAL and other

ARTICLES	DRAWBACKS						
	1914-15	1915-16	1916-17	1917-18	1918-19	1914-15	1915-16
	£	£	£	£	£	£	£
SCHEDULE II—IMPORT TARIFF—continued							
PART IV—continued							
<i>Articles which are liable to duty at 7½ per cent; ad valorem—continued</i>							
II.—Raw materials and produce and articles mainly unmanufactured—continued							
Textile materials—							
Silk, waste, and raw silk including cocoons (a)	—	—	62	96	187	—	—
All other unmanufactured textile materials not otherwise specified (a)	—	—	2	—	—
Wood and Timber	188	25	19	541	387
Miscellaneous—							
Canes and Rattans (a)	—	—	1	—	—
Cowries and shells	28	..	100	8	12
Ivory, unmanufactured	102	363	2,253	2,256	2,482	..	3
Precious stones, unset (b)	—	—	404	5	..	—	—
All other raw materials (a)	—	—	72	25	20	—	—
Total of Miscellaneous	130	363	2,830	2,286	2,452	8	15
Total of II.—Raw materials; etc.	303	402	4,213	4,189	3,654	3,222	3,575
III.—Articles wholly or mainly manufactured—							
Apparel	193	273	346	376	441	448	495
Arms, Ammunition and Military Stores—							
Explosives, etc. (a)	—	—	..	6	618	—	—
Carriages and Carts including motor cars, etc.	980	303	347	140	50	768	1,370
Chemicals and Drugs and Medicines—							
Chemicals	133	231	634	737	496	232	240
Drugs and Medicines	355	414	860	967	939	352	477
Total of Chemicals and Drugs and Medicines	488	645	1,494	1,704	1,435	584	717
Cutlery, Hardware, Implements and Instruments—							
Clocks and Watches and parts thereof	210	93	184	387	787	16	22
Cutlery	3	16	55
Electroplatedware	970	517	2	1,333	812
Hardware	640	1,039	1,487
All other sorts of Implements and Instruments, etc.	369	280	250	110	153	680	394
Total of Cutlery, Hardware, etc.	1,549	890	1,079	1,552	2,482	1,928	1,228
Dyes and colours—							
Dyeing and Tanning Substances	205	49	138	288	326	59	145
Paints and colours	15	26	13	73	75	228	44
Total of Dyes and colours	220	75	151	361	401	287	189
Furniture, Cabinetware and manufactures of wood	9	3	57	34	1,161	116	16
Glassware and Earthenware (a)	492	488	1,388
Hides and Skins and leather	118	10	31	11	26	82	136
Machinery (a)	152	208	72
Metals—							
Iron and Steel (a)	42	23	3
Metals other than Iron and Steel—							
Brass	88	24	16	28	3	145	18
Copper	1,191	805	1,142	14	..	476	172
German Silver	56
Zamette
Lead	40	18	11	1	68
Quicksilver	..	6	9

(a) Separate figures not available prior to 1916-17

(b) Free of duty prior to 1st March 1916

ARTICLES IMPORTED and EXPORTED, in each Official Year from 1914-15 to 1918-19—continued

REFUNDS			TOTAL					ARTICLES	
1916-17	1917-18	1918-19	1914-15	1915-16	1916-17	1917-18	1918-19		
£	£	£	£	£	£	£	£		
544	179	619	—	—	606	275	806	SCHEDULE II—IMPORT TARIFF <i>—continued</i> PART IV—continued <i>Articles which are liable to duty at 7½ per cent, ad valorem—</i> <i>continued</i> II—Raw materials and produce and articles mainly unmanufactured—continued Textile materials— Silk waste, and raw silk including cocoons (a) All other unmanufactured textile materials not otherwise specified (a) Wood and Timber Miscellaneous— Canes and Battans (a) Cowries and Shells Ivory, unmanufactured Precious Stones, uncut (b) All other raw materials (a) Total of Miscellaneous Total of II—Raw materials, etc.	
..	46	8	—	—	2	40	8		
427	356	507	729	412	446	356	507		
4	11	2	—	—	6	11	2		
..	2	8	31	12	100	2	8		
1	7	2	102	366	2,254	2,268	2,434		
295	—	—	699	5	..		
58	8	23	—	—	180	33	43		
356	28	35	133	378	3,188	2,314	2,487		
6,573	5,238	10,857	3,615	4,067	10,786	9,427	14,511		
816	776	1,177	641	768	1,162	1,152	1,618		III—Articles wholly or mainly manufactured— Apparel Arms, Ammunition and Military Stores— Explosives, etc. (a) Carriages and carts including motor cars, etc. Chemicals and Drugs and Medicines— Chemicals Drugs and Medicines Total of Chemicals and Drugs and Medicines Cutlery, Hardware, Implements and Instruments— Clocks and Watches and parts thereof Cutlery Electroplatedware Hardware All other sorts of Implements and Instruments, etc. Total of Cutlery, Hardware, etc.
21	2	42	—	—	21	8	660		
4,033	858	2,610	1,748	1,673	4,380	998	2,660		
432	1,105	3,808	365	471	1,066	1,842	4,394		
1,046	1,129	2,649	707	891	1,906	2,096	3,588		
1,478	2,234	6,547	1,072	1,362	2,972	3,938	7,982		
18	172	209	225	115	202	559	996		
12	57	186	15	73	241		
4	3	10	2,303	1,329	6	3	10		
1,418	1,230	7,820	2,058	2,209	9,307		
574	1,333	4,622	949	674	824	1,443	4,776		
2,026	2,795	12,847	3,477	2,118	3,105	4,347	15,329		
4,849	1,239	1,351	264	194	4,987	1,527	1,677	Dyes and Colour— Dyeing and Tanning Substances Paints and Colour Total of Dyes and Colour	
165	658	1,425	243	70	168	731	1,500		
5,004	1,897	2,776	507	264	5,155	2,258	3,177		
175	179	270	125	22	232	213	1,431	Furniture, Cabinetware and manufactures of wood Glassware and Earthenware (c) Hides and Skins and leather Machinery (a) Metals— Iron and Steel (a) Metals other than Iron and Steel— Brass Copper German Silver Lametta Lead Quicksilver	
840	1,221	3,110	—	—	1,332	1,650	4,498		
109	130	410	200	146	140	141	436		
72	102	773	—	—	224	305	845		
63	27	154	—	—	105	50	157		
47	122	480	231	42	63	150	463		
293	75	1,235	1,667	477	1,485	89	1,235		
3	56	..	3		
8	4	45	8	4	45		
22	1	129	40	65	33	2	197		
2	1	2	..	15	2	1	2		

DRAWBACKS AND REFUNDS

No. 17—continued

AMOUNT of DRAWBACKS PAID and DUTIES REFUNDED on the PRINCIPAL and other

ARTICLES	DRAWBACKS						
	1914-15	1915-16	1916-17	1917-18	1918-19	1914-15	1915-16
	£	£	£	£	£	£	£
SCHEDULE II—IMPORT TARIFF—continued							
PART IV—continued							
Articles which are liable to duty at 7½ per cent, ad valorem—continued							
III—Articles wholly or mainly manufactured—continued							
Metals other than Iron and Steel—continued							
Shot-bird			2		54		
Tin	652	255	814	906	428	27	9
Zinc or spelter	4	141				6	1
Other metals	1	9	1	33	5	17	4
Total of Metals other than Iron and Steel	2,030	758	1,986	982	558	671	280
Paper, Pasteboard and Stationery	114	127	405	822	711	141	129
Yarns and Textile Fabrics—							
Cotton, articles made of	4,004	5,128	14,551	37,252	109,424	2,651	4,036
Flax Twist and yarn and manufactures	7	7	375	41		17	62
Haberdashery and Millinery (a)			136	135	151		
Hemp Manufactures (a)			1	6			
Hosiery excluding cotton Hosiery (a)			8	8	1		
Jute Twist and yarn and manufactures (a)			77	2	6		
Silk yarn and manufactures	382	828	1,448	1,177	1,991	2,728	2,045
Woolen yarn and manufactures	108	182	179	1,668	2,920	397	655
All other sorts of yarn and textile fabrics, not otherwise specified					45		
Total of Yarn and Textile Fabrics	5,161	6,145	16,770	40,234	114,538	5,798	7,298
Miscellaneous—							
Art, works of	17	3	15	1	10	86	102
Brushes and Brooms (a)				1	1		
Building and Engineering materials	9	26	136	65	79	228	723
Candles (a)			5	5	3		
Cordage and Rope and Twine of Vegetable fibre	14	22	21	21		11	9
Fireworks			45	60	35		
Furniture, tackle and apparel, not otherwise specified, for steam, sailing, rowing and other vessels (a)				6	18		
Ivory					1		
Jewellery	2,303	1,049	672	130	355	200	61
Matches			1,280	2,299	4,686		
Mats and Matting			1	9	1		
Oilcloth and Floorcloth			37				
Packing-Engine and Boiler, all sorts (a)			3	3			
Perfumery (excluding perfumed spirit)	14	21	11	8	22	5	7
Pitch, Tar and Dammer (a)							
Polishes and compositions (a)			57	45	109		
Prints, Engravings and Pictures							
Rubber tyres for Motors and other manufactures of rubber (a)			66	127	92		
Smokers' requisites (a)			73	81	321		
Soap	202	342	1,134	1,111	1,570	12	101
Starch and Farina (a)					63		
Stone and Marble and articles thereof (a)			84	1	73		
Toilet requisites (a)			70	130	238		
Toys, etc. (a)			82	29	49		
Umbrellas and fittings therefor	2		54		0	2	2
All other articles not otherwise specified	533	1,150	105	27	728	854	1,444
Total of Miscellaneous	3,094	2,618	3,051	4,150	8,370	1,398	2,449
Total of III—Articles wholly or mainly manufactured	13,956	11,642	27,363	51,095	182,254	12,216	14,290

(a) Separate figures not available prior to 1916-17

DRAWBACKS AND REFUNDS

ARTICLES IMPORTED and EXPORTED, in each Official Year from 1914-15 to 1918-19—continued

REFUNDS			TOTAL					ARTICLES
1916-17	1917-18	1918-19	1914-15	1915-16	1916-17	1917-18	1918-19	
£	£	£	£	£	£	£	£	
5	7	..	54	SCHEDULE II—IMPORT TARIFF —continued PART IV—continued <i>Articles which are liable to duty at 7½ per cent. ad valorem—</i> continued III—Articles wholly or mainly manufactured —continued Metals other than Iron and Steel—continued Shot-bird Tin Zinc or Spelter Other metals Total of Metals other than Iron and Steel
20	1	78	679	264	834	907	506	
70	160	188	10	142	70	160	188	
3	88	217	18	13	4	121	222	
473	452	2,354	2,701	1,018	2,459	1,434	2,012	
766	807	3,757	255	256	1,231	1,029	4,468	Paper, Pasteboard and Stationery Yarns and Textile Fabrics— Cotton, articles made of Flax Twist and yarn and manufactures Haberdashery and Millinery (a) Hemp Manufactures (a) Hosiery excluding cotton Hosiery (a) Jute Twist and Yarn and Manufactures (a) Silk yarn and manufactures Woolen yarn and manufactures All other sorts of yarn and textile fabrics, not otherwise specified Total of Yarn and Textile Fabrics
4,626	8,053	72,096	7,255	9,164	19,177	46,205	181,520	
21	66	171	24	69	398	107	171	
464	493	2,066	—	—	600	628	2,217	
1	35	10	—	—	2	41	10	
2	30	149	—	—	6	33	150	
13	56	140	—	—	90	58	155	
2,695	2,886	2,805	3,110	3,473	4,043	4,063	4,706	
679	1,035	1,528	565	787	858	2,703	4,748	
..	45	
8,401	13,554	79,274	10,054	13,443	25,171	53,838	193,812	
225	88	22	103	105	240	89	32	Miscellaneous— Art, works of Brushes and Brooms (a) Building and Engineering materials Candles (a) Cordage and Rope and Twines of Vegetable fibre Fireworks Furniture, tackle and apparel, not otherwise specified for steam, sailing, rowing and other vessels (a) Ivory Jewellery Matches Mats and Matting Oilcloth and Floorcloth Pack'ng Engine and Boiler, all sorts (a) Perfumery (excluding perfumed spirit) Pitch, Tar and Dammer (a) Polishes and compositions (a) Prints, Engravings and Pictures Rubber tyres for Motors and other manufactures of rubber (a) Smokers' requisites (a) Soap Starch and Farina (a) Stone and Marble and articles thereof (a) Toilet requisites (a) Toys, etc. (a) Umbrellas and fittings therefor All other articles not otherwise specified Total of Miscellaneous
2	10	8	—	—	2	11	9	
309	1,074	1,132	237	749	445	1,139	1,211	
..	..	422	—	—	5	5	425	
70	12	171	25	31	31	38	171	
17	16	12	—	—	62	76	47	
1	..	3	—	—	1	6	21	
..	1	1	1	
43	8	4	2,503	1,110	715	138	359	
134	2,485	2,057	—	—	1,414	4,784	6,653	
..	1	20	—	—	1	10	21	
40	5	27	—	—	77	5	27	
2	84	155	—	—	5	37	155	
12	1	2	19	28	23	9	24	
45	46	66	—	—	45	46	65	
10	51	157	—	—	67	96	266	
..	..	2	2	
103	211	1,099	—	—	169	336	1,191	
..	128	..	—	—	73	209	321	
123	667	2,266	214	443	1,257	1,778	3,836	
122	86	198	—	—	122	86	261	
4	76	70	—	—	88	77	143	
63	135	523	—	—	138	265	766	
60	33	340	—	—	142	62	239	
52	13	102	4	2	106	13	108	
499	490	4,061	1,387	2,594	604	517	4,789	
1,936	5,671	12,823	4,492	5,062	6,887	9,830	21,193	
26,213	30,705	128,924	33,172	26,132	53,576	81,800	261,178	Total of III—Articles wholly or mainly manufactured

DRAWBACKS AND REFUNDS

No. 17—concluded

AMOUNT of DRAWBACKS PAID and DUTIES REFUNDED on the PRINCIPAL, and other

ARTICLES.	DRAWBACKS						
	1914-15	1915-16	1916-17	1917-18	1918-19	1914-15	1915-16
	£	£	£	£	£	£	£
SCHEDULE II—IMPORT TARIFF—							
<i>concluded.</i>							
PART IV—concluded							
<i>Articles which are liable to duty at 7½ per cent. ad valorem—concluded</i>							
IV—Miscellaneous and unclassified—							
Fodder, bran and pollards (a)	—	—	—	5	—	—	—
All other articles including articles imported by post	226	289	485	3,386	4,785	1	8
Total of IV—Miscellaneous, etc.	226	289	485	3,391	4,785	1	8
Total of Part IV	17,638	19,075	42,152	68,909	152,762	16,626	18,737
TOTAL OF SCHEDULE II—(IMPORT TARIFF)	45,644	51,917	89,128	133,456	228,763	88,257	68,552
SCHEDULE III—EXPORT TARIFF							
Jute (a)—							
Raw (including cuttings)	—	—	—	—	—	—	450*
Manufactures—							
Sacking	—	—	—	—	—	—	561*
Hessians and all other descriptions	—	—	—	—	—	—	—
Rice—							
Rice, in the husk	—	—	—	—	—	103	57
“ not in the husk	—	—	—	—	—	20,755	17,191
Rice-flour	—	—	—	—	—	—	—
Tee (a)							
	—	—	—	—	—	—	67*
TOTAL OF SCHEDULE III—(EXPORT TARIFF)						20,858	18,326
TOTAL OF SCHEDULE II—(IMPORT TARIFF) AND SCHEDULE III—(EXPORT TARIFF)	45,644	51,917	89,128	133,456	228,763	100,115	86,878

(a) Free of duty prior to 1st March 1916
* Figures for the month of March 1916.

DRAWBACKS AND REFUNDS

ARTICLES IMPORTED and EXPORTED, in each Official Year from 1914-15 to 1918-19—concluded

REFUNDS			TOTAL					ARTICLES
1916-17	1917-18	1918-19	1914-15	1915-16	1916-17	1917-18	1918-19	
£	£	£	£	£	£	£	£	
								SCHEDULE II—IMPORT TARIFF— concluded
								PART IV—concluded
								<i>Articles which are liable to duty at 7½ per cent. ad valorem— concluded</i>
								IV—Miscellaneous and unclassified—
379	328	99	—	—	379	238	99	Fodder, bran and pollards (a)
3,755	4,775	7,494	227	202	4,240	8,161	12,279	All other articles including articles imported by post
4,134	5,003	7,593	227	202	4,619	8,394	12,378	Total of IV—Miscellaneous, etc.
38,505	43,280	161,478	34,264	37,812	80,657	112,189	304,260	TOTAL OF PART IV
91,428	92,877	260,922	138,901	100,469	180,556	226,388	469,665	TOTAL OF SCHEDULE II—(IMPORT TARIFF)
								SCHEDULE III—EXPORT TARIFF
								Jute (a)—
16,144	11,784	2,639	—	450*	16,144	11,784	2,639	Raw (including cuttings)
								Manufactures—
3,378	16,165	7,766	—	561*	3,378	16,165	7,766	Sacking
4,542	18,353	7,028	—	..	4,542	18,353	7,028	Hessians and all other descriptions
								Rice—
288	278	210	103	57	288	278	210	Rice, in the husk
18,573	18,720	31,078	20,755	17,191	18,573	18,720	31,078	„ not in the husk
..	Rice-flour
4,036	10,044	5,156	—	07*	4,036	10,044	5,156	Tea (a)
46,961	75,339	54,477	20,858	18,320	46,961	75,339	54,477	TOTAL OF SCHEDULE III—(EXPORT TARIFF)
138,380	169,216	315,399	154,759	118,795	1,227,517	301,672	544,162	TOTAL OF SCHEDULE II—(IMPORT TARIFF) AND SCHEDULE III—(EXPORT TARIFF)

DUTIABLE GOODS PASSED FREE

No. 18

QUANTITY and VALUE of DUTIABLE ARTICLES of IMPORTED MERCHANDISE ALLOWED FREE of DUTY from BOND or from CUSTOM HOUSES for the use of PRIVATE INDIVIDUALS, INSTITUTIONS, etc., in each Official Year from 1914-15 to 1918-19

ARTICLES	QUANTITY					VALUE				
	1914-15	1915-16	1916-17	1917-18	1918-19	1914-15	1915-16	1916-17	1917-18	1918-19
Apparel (excluding hosiery and boots and shoes)— Apparel (including drapery, uniforms, accoutrements) value	—	—	—	—	—	1,298	845	5,957	4,833	16,721
Hats, caps, bonnets, and hatter's ware	—	—	—	—	—	67	55	339	2,030	1,125
Second hand clothing	—	—	—	—	—	1	—	105	—	—
Total	—	—	—	—	—	1,361	900	6,401	6,863	17,846
Arms, ammunition, and military stores—										
Cartridge cases, filled no.	731	2,265	1,307	6,102	8,278	6	19	17	49	99
Firearms and parts thereof value	—	—	—	—	—	2,525	2,060	1,019	1,407	1,048
Other sorts	—	—	—	—	—	41	137	1,061	169	203
Total	—	—	—	—	—	2,572	2,216	2,097	1,625	1,350
Art, works of	—	—	—	—	—	95	9	6,013	221	8
Boots and shoes—										
of leather pairs	591	627	348	38	12,081	174	320	263	85	4,060
of other materials	72	—	—	—	—	5	—	—	—	—
Total	663	627	348	38	12,081	179	320	263	85	4,060
Brushes and brooms value	—	—	—	—	—	—	16	—	208	—
Building and engineering materials—										
Bricks and tiles no.	—	10,000	17,568	—	—	—	65	187	—	—
Cement cwt	2,571	1,511	1,345	—	—	713	555	342	—	—
Other kinds	—	—	10	73	—	—	—	47	223	—
Total value	—	—	—	—	—	713	420	576	223	—
Buttons of all sorts	—	—	—	—	—	—	—	85	93	25
Candles of all kinds lb	—	—	—	—	—	—	—	—	—	—
Carriages and carts (excluding railway carriages), and parts thereof—										
Carriages and carts no.	—	9	—	1	—	—	912	—	5	—
Parts of carriages and carts value	—	—	—	—	—	13	—	—	—	—
Total	—	—	—	—	—	13	912	—	5	—
Chemicals—										
bleaching materials cwt	20	—	—	—	—	8	—	—	—	—
Carbide of calcium	12	10	—	—	—	10	9	—	—	—
Disinfectants	25	—	—	—	62	50	—	—	—	1,247
Soda compounds—										
Sodium carbonate (soda ash)	4,358	5,399	—	—	—	1,106	1,484	—	—	—
Soda, other sorts	2,528	1,605	—	—	—	492	370	—	—	—
Other sorts value	—	—	—	—	—	34,496	71,311	2,093	2,581	1,905
Total	—	—	—	—	—	36,162	73,174	2,093	2,581	3,152
Chinese and Japanese-ware	—	—	—	—	—	—	2	—	10	—
Clocks and watches and parts thereof—										
Clocks and time-pieces no.	30	1	—	—	8	232	9	—	—	5
Watches	789	1	3	2	—	355	2	—	2	—
Parts of clocks and watches value	—	—	—	—	—	—	—	—	—	—
TOTAL VALUE OF CLOCKS AND WATCHES AND PARTS THEREOF	—	—	—	—	—	617	11	3	2	5

No. 18--continued

QUANTITY and VALUE of DUTIABLE ARTICLES of IMPORTED MERCHANDISE ALLOWED FREE of DUTY from BOND or from CUSTOM HOUSES for the use of PRIVATE INDIVIDUALS, INSTITUTIONS, etc., in each Official Year from 1914-15 to 1918-19--continued

ARTICLES	QUANTITY					VALUE				
	1914-15	1915-16	1916-17	1917-18	1918-19	1914-15	1915-16	1916-17	1917-18	1918-19
Coffee other than roasted or ground cwt	£ 1	£ ..	£ ..	£ ..	£ ..
Cork manufactures	1	6
Cutlery value	—	—	—	—	—	49	52	2	3	4
Cycles (other than motor cycles), and parts thereof and accessories—										
Cycles, imported entire or in sections no.	..	1	1	10	7	..	15
Drugs and medicines (excluding chemicals and narcotics)—										
Proprietary and patent medicines value	—	—	—	—	—	23
Other sorts "	—	—	—	—	—	96	1,998	20	124	755
Total	—	—	—	—	—	119	1,998	20	124	755
Dyeing and tanning substances—										
Dyes obtained from coal tar—										
Aniline lb	10,777	10,361	667	706
Earthenware and porcelain (including china clay) value	—	—	—	—	—	53,640	59,700	507	7	39
Electroplated ware "	—	—	—	—	—	361	1,053	371	9	42
Fire works "	—	—	—	—	—	1
Furniture and cabinet-ware—										
Bedsteads value	—	—	—	—	—	..	38
Furniture of wood (other than bedsteads) "	—	—	—	—	—	6	2	10	2	8
Furniture of other materials (other than bedsteads) "	—	—	—	—	—	348	94	618	555	127
Total	—	—	—	—	—	354	134	628	557	135
Glass and glassware—										
Bangles value	—	—	—	—	—	9
Bead and false pearls cwt	2	4	5	5
Bottles and phials—										
Sodawater bottles gross	18	61
Funnels, globes and glass-parts of lamps value	—	—	—	—	—	7	15	..
Sheet and platesupl. feet	2,710	..	60	103	..	10
Tableware including decanters, tumblers, etc. value	—	—	—	—	—	5	10
Other glassware "	—	—	—	—	—	144	23	225	2	..
Total	—	—	—	—	—	170	38	339	17	10

No. 18—continued

QUANTITY and VALUE of DUTIABLE ARTICLES of IMPORTED MERCHANDISE ALLOWED FREE of DUTY from BOND or from CUSTOM HOUSES for the use of PRIVATE INDIVIDUALS, INSTITUTIONS, etc., in each Official Year from 1914-15 to 1918-19—continued

ARTICLES	QUANTITY					VALUE				
	1914-15	1916-16	1916-17	1917-18	1918-19	1914-15	1916-16	1916-17	1917-18	1918-19
Gums and Resins . . . cwt	82	186	68	135
Hardware (excluding cutlery and electroplated ware)—										
Builders' Hardware such as Locks, Hinges, etc. . . value	—	—	—	—	—	..	9	..	205	..
Domestic Hardware other than enamelled iron ware . . . "	—	—	—	—	—	30	5	4	20	4
Gas cylinders . . . "	—	—	—	—	—	..	53
Implements and tools other than agricultural implements and machine tools . . . "	—	—	—	—	—	9	15	..	2	5
Lamps, metal . . . no.	9	..	4	1	..	3	..	1	4	..
Lamps, glass . . . "	18	128
Parts of lamps other than glass . value	—	—	—	—	—	43	82	..
Safes and strong boxes of metal . . no.
Other sorts . . . value	—	—	—	—	—	5,968	2,280	3,147	1,887	1,765
Total . . . "	—	—	—	—	—	6,181	2,362	3,152	2,010	1,774
Instruments, apparatus, and appliances, and parts thereof—										
Electrical (other than telegraphic and telephone not being machinery)—										
Electric fans and parts thereof . value	—	—	—	—	—	108
Electric lamps and parts thereof . . . "	—	—	—	—	—	..	10	204	970	..
Electric wires and cables "	—	—	—	—	—
Other sorts "	—	—	—	—	—	721	73	177	126	..
Musical—										
Pianos and Piano players . . . no.	1	1	1	..	3	33	33	17	..	109
Talking machines and accessories . . value	—	—	—	—	—	4	2	342	466	23
Other sorts including parts of musical instruments . . . "	—	—	—	—	—	149	343	250	878	256
Optical "	—	—	—	—	—	21	12	42	263	24
Photographic "	—	—	—	—	—	28	20	69	5	19
Scientific and philosophical "	—	—	—	—	—	80	27	352	18	25
Surgical "	—	—	—	—	—	133	45	747	476	59
Other kinds "	—	—	—	—	—	40	..	112	10	..
Total "	—	—	—	—	—	1,209	570	2,302	3,212	623
Jewellery, also plate of gold and silver—										
Jewellery "	—	—	—	—	—	2,227	226	311	10	..
Plate of gold and silver "	—	—	—	—	—	778	446	344	121	337
Total "	—	—	—	—	—	3,005	672	655	131	337
Lac—										
Shell and Button . . . cwt	2	7
Leather—										
Hides, tanned or dressed { cwt
{ =no.
Skins, tanned or dressed { cwt.	1	92
{ =no.	=126
Unwrought cwt	(a)	12

(a) 25 lbs.

No. 18—continued

QUANTITY and VALUE of DUTIABLE ARTICLES of IMPORTED MERCHANDISE ALLOWED FREE of DUTY from BOND or from CUSTOM HOUSES for the use of PRIVATE INDIVIDUALS, INSTITUTIONS, etc., in each Official Year from 1914-15 to 1918-19—continued

ARTICLES	QUANTITY					VALUE				
	1914-15	1915-16	1916-17	1917-18	1918-19	1914-15	1915-16	1916-17	1917-18	1918-19
<i>Leather—continued</i>						£	£	£	£	£
Manufactures (excluding boots and shoes)—										
Saddlery and harness . value	—	—	—	—	—	51	168	401	156	259
Other sorts	—	—	—	—	—	631	14	73	20	1
Total	—	—	—	—	—	694	182	566	176	260
<i>Liquors—</i>										
Ale, beer, and porter . gals.	16	23	3	5
<i>Spirit—</i>										
Brandy	(a)	5	100	5	8	23
Liqueurs	4	13	4	80
Rum	7	1	4	1
Whisky	19	6	12	10
Spirit present in drugs, medicines, or chemicals	10	20
Spirit, perfumed	1	12
Other sorts of spirit	43	18	(c)	32	13	8
Total of Spirit	73	54	100	57	94	25
<i>Wines—</i>										
Champagne	49	22	94	55
Sherry, Madeira and Marsala	8	4
Still red wines (other than port)	145	10	100	136	7	23
Other sorts	169	490	163	..	36	61	117	38	..	30
Total of Wines	371	512	263	..	36	295	179	60	..	30
Total of Liquors	460	589	303	..	36	355	278	85	..	30
<i>Machinery and millwork—</i>										
Prime-movers (other than electrical)—										
Others value	—	—	—	—	—	—	—	9	209	..
Electrical machinery of all kinds, etc.—										
Motors	—	—	—	—	—	—	—	50	55	..
Sewing and knitting machines no.	2	3	..	1	..	7	13	..	9	..
Textile machinery, jute value	—	—	—	—	—	27
Typewriters no.	1	3	2	3	1	17	57	18	53	2
Other sorts value	—	—	—	—	—	306	41	..	432	450
Total value	—	—	—	—	—	357	111	72	848	462
Matches Gross of boxes	..	500	25
Mats Sq. yds.	10,000	1,333
<i>Metals and ores—</i>										
Brass, Bronze, etc.—										
Wrought cwt	1	1	95	10	23	785
Copper—										
Unwrought	5	17
Wrought	20	3	2	..	70	81	11	11	..	809
Total of Copper	25	3	2	..	70	98	11	11	..	809
Iron or steel—										
Anchors and cables tons
Bars and channel	19	212
Beams, pillars, girders and bridge work	26	140	3	199	2,410	100
Bolts and nuts	34
Hoops and strips	581	445	(d)	5,685	6,174	34
Nails, rivets, and washers	14	12*	158	324*
Types and fittings cast	8	285
Rice bowls	(b)	5

* Includes figures for screws
(a) $\frac{1}{4}$ of a gallon
(b) 7 cwt
(c) $\frac{1}{2}$ of a gallon
(d) ..

DUTIABLE GOODS PASSED FREE (474)

No. 18—continued

QUANTITY and VALUE of DUTIABLE ARTICLES of IMPORTED MERCHANDISE ALLOWED FREE of DUTY from BOND or from CUSTOM HOUSES for the use of PRIVATE INDIVIDUALS, INSTITUTIONS, etc., in each Official Year from 1914-15 to 1918-19—continued

ARTICLES	QUANTITY					VALUE				
	1914-15	1915-16	1916-17	1917-18	1918-19	1914-15	1915-16	1916-17	1917-18	1918-19
Iron or steel—continued										
Sheets and plates—										
Galvanised tons	63	41	779	580
Tinned "	20	73	291	1,217
Not galvanised or tinned "	2	381
Tubes and fittings, wrought "	28	6	4	979	150	129
Wire "	(a)	(e)	..	1	..	3	14	..	25	..
Other manufactures of iron or steel "	20	19	16	5	..	378	755	1,061	20	..
Total of Iron or steel "	782	736	51	6	..	9,070	11,667	1,575	45	34
Steel—										
Bars and channel "	15	1	125	20
Cast "	(b)	5
Total of Steel "	15	1	130	20
Lead—										
Unwrought—										
Pig cwt	1	6,015	1	5,767
Wrought "	15	32	21	69
Total of Lead "	16	6,047	22	6,836
Tin—										
Unwrought (block) "	456	501	3,648	4,278
Zinc or spelter—										
Wrought or manufactured "
Metals, unenumerated "	42	32	(d)	64	280	5
Total of Metals and ores tons	824	1,066	31	6	9	13,082	22,092	1,602	68	1,728
Motor cars and motor cycles and parts thereof—										
Motor cars no.	23	14	65	2	..	9,746	7,363	28,394	1,526	..
Motor cycles "	1	1	50	20	..
Parts of motor cars and motor cycles value	262	187	25	394	161
Total "	10,008	7,550	28,469	1,940	161
Opium lb	28,157	19,228
Oils—										
Essential gals.
Mineral—										
Lubricating oils "	12,063	100	..	480	..	42	17	..	47	..
Vegetable, not essential—										
Linseed "	30	4
Other sorts "
Total "	12,093	100	..	480	..	46	17	..	47	..
Paints and Painters' materials—										
Paints and colours cwt	10	123	100	29	102	537
Painters' materials value	153	845
Total "	182	447	537
Paper and pasteboard—										
Printing paper cwt	17	12
Writing paper and envelopes value
Other kinds of paper including paper manufactures cwt	28	55	38	11	42	188
Pasteboard, millboard and cardboard of all kinds "	50	1	18	5
Total value	41	47	188

(a) 56 lbs.

(b) 16 lbs.

(c) 6 cwt.

(d) 28 lbs.

No. 18—continued

QUANTITY and VALUE of DUTIABLE ARTICLES of IMPORTED MERCHANDISE ALLOWED FREE of DUTY from BOND or from CUSTOM HOUSES for the use of PRIVATE INDIVIDUALS, INSTITUTIONS, etc., in each Official Year from 1914-15 to 1918-19—continued

ARTICLES	QUANTITY					VALUE				
	1914-15	1915-16	1916-17	1917-18	1918-19	1914-15	1915-16	1916-17	1917-18	1918-19
Perfumery value	—	—	—	—	—	£ 2	£ ..	£ 8	£ ..	£ ..
Polishes—										
Polishes and compositions for application to leather "	—	—	—	—	—	..	4	..	9	24
Polishes and compositions for application to metals, etc. "	—	—	—	—	—	2
Printing and Lithographing machinery and materials (excluding paper)—										
Printing and Lithographing presses "	—	—	—	—	—
Other materials "	—	—	—	—	—	1
Prints, Engravings, and pictures—										
Photographs and picture post-cards "	—	—	—	—	—	..	12	1	117	1
Others "	—	—	—	—	—	286	68	39
Total "	—	—	—	—	—	286	76	40	117	1
Provisions and oilman's stores—										
Bacon and hams lb	87	..	308	6	..	28
Biscuits and cakes "	150	7
Cheese "	..	116	85	7
Cocoa and chocolate "	40	6	5
Farinaceous and patent foods cwt	1	3
Jams and Jellies "	1	..	(a)	1	..	2
Vinegar "	1	1
Other sorts of provisions—										
Canned and bottled provisions "	..	28	15	139	1	..	119	77	497	9
Others "	41	4	143	68	..	188	8	666	404	..
Total value "	—	—	—	—	—	205	132	1,077	891	9
Railway plant and Rolling stock—										
Carriages value	—	—	—	—	—	26
Locomotive engines and tenders and parts thereof "	—	—	—	—	—	..	13
Materials for construction—										
Balls, chairs, etc. cwt	129	56
Rubber manufactures (except apparel and boots and shoes) value	—	—	—	—	—	48	..	23	..	3
Salt tons	(b)	3
Seeds (other than oilseeds) cwt	6	40
Ships, parts of (including launches and boats) value	—	—	—	—	—	2,367	30
Soap "	4	120	..	217	..	12	181	..	531	..
Spices lbs	1,605	27
Starch and Farina cwt	55,048	59,349	35,935	46,787
Stationery (excluding paper) value	—	—	—	—	—	275	251	472	338	174
Sticks and whips "	—	—	—	—	—	15	1	..
Stone and marble cwt	19	1	..	5	5	..
Sugar "	1	..	4	150	10	1	..	15	550	13
Tallow and Stearine (including grease and animal fat) "	173	28,793	18,889	13,673	529	855	50,902	50,290	40,077	1,743
Tea—										
Black lb	..	10	1
Green "	590	45
Total "	690	10	45	1
Tea chests of wood value	—	—	—	—	—	..	1,347
Telephones, materials for construction and accessories "	—	—	—	—	—	..	694
Textiles—										
Cotton—										
Manufactures—										
Blankets "	—	—	—	—	—	88	147	..
Canvas yds	..	4,007	8,906	8,658	248	509	1,393	..
Hosiery value	—	—	—	—	—	7	12	36

(a) 56 lbs
(b) 2 cwt-26 lbs

No. 18—concluded

QUANTITY and VALUE of DUTIABLE ARTICLES of IMPORTED MERCHANDISE ALLOWED FREE of DUTY from BOND or from CUSTOM HOUSES for the use of PRIVATE INDIVIDUALS, INSTITUTIONS, etc., in each Official Year from 1914-15 to 1918-19—concluded

ARTICLES	QUANTITY					VALUE				
	1914-15	1915-16	1916-17	1917-18	1918-19	1914-15	1915-16	1916-17	1917-18	1918-19
Textiles—continued						£	£	£	£	£
Cotton—continued										
Manufactures—continued										
Piece goods—										
Grey (unbleached) yds	42,304	13,870	28,622	6,059	..	608	139	468	169	..
White (bleached). "	9,000	..	176,849	156,463	9,691	118	..	3,356	3,342	361
Coloured, printed or dyed "	22,193	6,054	3,102,144	1,849,745	1,941,427	436	179	79,483	54,829	83,988
Other sorts . . . value	—	—	—	—	—	..	3	1,706	1,783	1,726
Total . . . "	—	—	—	—	—	1,157	581	85,607	61,603	91,110
Flax—										
Manufactures—										
Canvas yds	3,600	..	3,668	531	..	158	..	292	63	..
Other sorts . . . value	—	—	—	—	—	62	5	216
Total . . . "	—	—	—	—	—	220	5	508	63	..
Haberdashery and millinery "	—	—	—	—	—	161	1,584	1,170	5,121	2,286
Hemp—										
Manufactures—										
Bags and sacks . . . no.	7	4
Jute—										
Manufactures—										
Canvas yds.	5,094	487	..
Silk—										
Manufactures—										
Goods of silk mixed with other materials yds
Silk piece goods . . "	659	43
Thread Sewing . . . lbs.	231	215	..
Total . . . value	—	—	—	—	—	43	215	..
Wool—										
Manufactures—										
Carpets and rugs . . lb	307	521	452	30	30	62	57	68	4	5
Hosiery "	330	280	455	594	..	25	94	66	200	..
Piece goods yds	18,765	13,133	74,623	35,027	3,124	2,519	2,198	9,107	3,918	846
Other sorts lb	6,573	2,209	45	877	244	10
Total . . . value	—	—	—	—	—	2,606	2,349	10,118	4,366	861
Total of Textiles . . . "	—	—	—	—	—	4,187	4,519	97,407	71,915	94,257
Tobacco manufactured . . . lb	580	783	3,808	..	416	169	255	47	..	37
Toilet requisites value	—	—	—	—	—	65	13	12	624	..
Toys and requisites for games . . "	—	—	—	—	—	25	14	166	1,182	5
Umbrellas and umbrella fittings—										
Umbrellas, complete, etc. no.
Wax of all kinds, other than paraffin wax (excluding candles) cwt
Wood and Timber—										
Timber other than railway sleepers cubic tons	100	197	297	591
Manufactures of wood, other than furniture and cabinetware value	—	—	—	—	—	10	1	35
Total "	—	—	—	—	—	307	592	35
Articles imported by post . . . "	—	—	—	—
All other articles "	—	—	—	—	—	9,931	6,410	1,838	4,123	10,048
GRAND TOTAL "	—	—	—	—	—	181,208	291,344	227,202	148,935	141,077

No. 19

QUANTITY of CERTAIN PRINCIPAL ARTICLES of MERCHANDISE (subject to CUSTOMS DUTY) IMPORT-
ED into each PROVINCE of BRITISH INDIA, which remained in BOND on the 31st March, in each Official
Year from 1914-15 to 1918-19

ARTICLES		BENGAL	BIHAR AND ORISSA	BOMBAY	BIND	MADRAS	BURMA	TOTAL	
Cotton—									
Piece goods—									
Grey (unbleached)	yds.	1914-15	
		1915-16	
		1916-17	
		1917-18	244	244	
		1918-19	912	..	16,200	17,112	
White (bleached)	"	1914-15	
		1915-16	
		1916-17	
		1917-18	
		1918-19	
Coloured, printed or dyed	"	1914-15	2,985	2,985	
		1915-16	
		1916-17	13,644	13,644	
		1917-18	4,000	..	87,907	..	60,320	152,227	
		1918-19	58,131	..	7,591	65,722	
Liquors—									
Ale, beer, and porter	gals.	1914-15	..	0,637	6,637	
		1915-16	320	5,508	2,200	2,704	..	10,732	
		1916-17	320	10,370	3,440	14,130	
		1917-18	1,920	31,711	31,936	85,567	
		1918-19	444	70,805	4,488	75,737	
Spirit—									
Brandy	"	1914-15	8,953	..	9,873	3,831	4,842	3,996	31,495
		1915-16	4,488	..	7,402	823	12,497	5,498	30,708
		1916-17	16,259	..	8,507	4,486	20,457	9,308	56,017
		1917-18	13,625	..	7,030	7,924	14,306	5,293	48,178
		1918-19	40,095	..	12,534	8,009	11,733	11,864	84,145
Gin	"	1914-15	2,320	..	3,124	530	2,004	2,403	10,381
		1915-16	1,606	..	2,594	742	1,728	2,464	9,134
		1916-17	4,431	..	7,814	2,648	6,242	3,547	24,682
		1917-18	1,720	..	6,572	1,917	4,296	2,880	17,385
		1918-19	4,703	..	7,402	2,198	1,223	2,568	18,099
Liqueurs	"	1914-15	452	..	784	185	..	7	1,428
		1915-16	447	..	305	109	28	46	935
		1916-17	519	..	168	199	14	56	956
		1917-18	954	..	195	217	44	171	1,581
		1918-19	1,757	..	71	140	..	75	2,043
Rum	"	1914-15	6,865	..	1,745	180	133	2,988	11,811
		1915-16	6,303	..	3,070	9	402	9,381	19,108
		1916-17	4,954	..	1,611	81	645	9,273	16,564
		1917-18	18,842	..	1,421	339	1,607	15,709	37,918
		1918-19	38,214	..	660	..	489	6,328	46,191
Whisky	"	1914-15	24,927	..	21,502	10,212	9,778	8,326	74,745
		1915-16	31,944	..	17,399	5,191	18,629	6,573	79,736
		1916-17	67,426	..	24,560	12,674	18,943	5,989	129,592
		1917-18	75,319	..	36,800	34,294	24,303	6,629	177,145
		1918-19	94,719	..	24,163	31,974	23,162	8,676	184,694
Other sorts of spirit	"	1914-15	29,815	..	3,524	58	94	225	33,716
		1915-16	29,304	..	1,835	60	389	368	28,956
		1916-17	23,903	..	1,489	73	4,336	1,711	36,512
		1917-18	9,516	..	4,045	34	5,966	384	19,945
		1918-19	12,503	..	7,997	39	5,476	117	26,042

No. 19—continued

QUANTITY of CERTAIN PRINCIPAL ARTICLES of MERCHANDISE (subject to CUSTOMS DUTY) IMPORTED into each PROVINCE of BRITISH INDIA, which remained in BOND on the 31st March, in each Official Year from 1914-15 to 1918-19—continued

ARTICLES		BENGAL	BHAR AND ORISSA	BOMBAY	BIND	MADRAS	BURMA	TOTAL
Liquors—contd.		1914-15	4,837	14,251	1,105	2,256	..	22,449
		1915-16	6,066	7,870	477	2,636	71	17,120
Wines]	gals.	1916-17	8,980	10,187	2,117	2,835	66	24,185
		1917-18	7,192	11,049	4,383	2,783	926	26,933
		1918-19	20,568	34,572	1,934	1,700	611	59,478
Metals—		1914-15
		1915-16
Iron or Steel	tons	1916-17	1
		1917-18
		1918-19	74	74
Silver		1914-15
		1915-16
		1916-17
		1917-18
		1918-19
		1914-15	5,477,007	1,542,482	..	738,710	..	7,758,259
Oil (kerosene)	gals.	1915-16	5,544,774	47,722	372,767	660,330	..	6,625,593
		1916-17	6,038,784	2,455,751	8,094,535
		1917-18	3,828,295	39,778	3,868,073
		1918-19	3,739,487	3,739,487
		1914-15	53,942	387	12	..	18,196	71,917
Salt	tons	1915-16	73,664	4	4	..	22,398	90,066
		1916-17	43,892	..	2	..	45,174	89,068
		1917-18	39,593	..	3	..	23,462	63,058
		1918-19	49,617	..	3	..	14,658	64,278
		1914-15
Silk piece goods	yds.	1915-16
		1916-17
		1917-18
		1918-19
		1914-15	7,331	1,800	..	9,131
Sugar	cwts	1915-16	35,309	35,309
		1916-17	78,975	78,975
		1917-18	91,260	91,260
		1918-19	46,337	46,337
		1914-15	46,129	..	29,084	16,438	13,538	105,189
Tobacco, manufactured and unmanufactured	lbs.	1915-16	26,683	..	6,521	2,277	12,696	48,187
		1916-17	24,358	..	101,787	6,845	5,075	133,065
		1917-18	22,318	..	133,806	4,520	60,401	221,045
		1918-19	49,273	..	331,136	222,892	186,719	789,920
		1914-15
Wool len piece goods	yds.	1915-16
		1916-17
		1917-18
		1918-19

ACCOUNTS

OF THE

TRADE AND NAVIGATION OF THE PORT OF ADEN

IN THE

Year ending 31st March 1919, and the four preceding years.

SUMMARY of the VALUE of the IMPORTS of MERCHANDISE CONSIGNED from BRITISH EMPIRE during each of the years 1914-1915 to 1918-1919.

	1914-1915.	1915-1916.	1916-1917.	1917-1918.	1918-1919
	£	£	£	£	£
I.—FOOD, DRINK, AND TOBACCO—					
A. Fish (excluding canned fish)	208	108	145	10	101
B. Fruits and Vegetables	18,021	13,540	16,083	9,199	21,695
C. Grain, Pulse and Flour	486,860	848,007	480,109	816,474	301,323
D. Liquors	9,705	12,456	17,447	21,649	31,434
E. Provisions and Oilman's stores	56,120	72,590	74,686	86,686	29,483
F. Spices	83,891	48,093	66,371	145,917	116,600
G. Sugar	52,947	100,030	144,225	121,483	76,588
H. Tea	8,107	24,058	24,010	10,428	10,034
I. Other Food and Drink	26,106	19,255	29,442	40,571	27,266
J. Tobacco	94,714	67,499	140,172	247,280	253,467
TOTAL, CLASS I ...	781,679	700,636	942,540	949,641	868,991
II.—RAW MATERIALS AND PRODUCE AND ARTICLES MAINLY UNMANUFACTURED—					
A. Coal, Coke, and Patent fuel... ..	171,674	249,227	318,874	153,730	369,977
B. Gums, Resins, and Lac	4,255	13,685	13,850	11,180	13,091
C. Hides and Skins, raw	107,858	140,125	172,563	112,823	136,300
D. Metallic ores and scrap iron or steel for re-manufacture	1	8	47
E. Oils	11,110	9,264	45,010	20,157	11,650
F. Seeds	44,259	24,450	35,359	39,784	51,256
G. Tallow, Stearine, and Wax	1,812	304	757	415	695
H. Textile materials	1,523	816	1,568	1,608	9,473
I. Wood and Timber	7,747	3,797	10,059	5,827	5,643
J. Miscellaneous	7,703	3,325	25,437	1,332	3,376
TOTAL, CLASS II ...	357,941	444,894	618,477	846,365	606,608
III.—ARTICLES WHOLLY OR MAINLY MANUFACTURED—					
A. Apparel	6,991	9,776	13,186	14,298	12,170
B. Arms, Ammunition and Military stores	271	206	80	156	161
C. Carriages and Carts, including cycles and motor cars	2,793	2,075	9,504	2,546	2,622
D. Chemicals, Drugs and Medicines	15,629	15,299	25,183	19,629	30,159
E. Cutlery, Hardware, Implements (except machine tools), and instruments	7,629	5,126	10,412	6,004	19,810
F. Dyes and Colours	8,536	4,414	7,099	19,586	21,451
G. Furniture, Cabinetware and manufactures of Wood ..	1,107	1,542	1,204	627	1,742
H. Glassware and Earthenware	3,464	3,506	6,626	5,298	7,543
I. Hides and Skins, tanned or dressed, and Leather	1,098	3,414	2,370	353	1,766
J. Machinery of all kinds, including belting for machinery ..	3,466	2,450	7,376	6,472	12,152
K. Metals, Iron and Steel, and manufactures thereof ..	10,916	8,283	13,735	4,850	9,330
L. Metals other than Iron and Steel and manufactures thereof ...	5,724	5,126	6,915	666	1,452
M. Paper, Pasteboard, and Stationery	6,724	7,187	16,424	11,074	14,158
N. Railway plant and Rolling stock	15	10
O. Yarn and Textile fabrics	397,500	493,112	1,537,356	1,264,222	2,417,237
P. Miscellaneous	21,309	29,300	45,106	36,013	77,506
TOTAL, CLASS III ...	493,197	590,826	1,702,511	1,391,796	2,659,109
IV.—MISCELLANEOUS AND UNCLASSIFIED					
... ..	68,961	100,392	105,568	184,565	115,895
TOTAL ..	1,721,778	1,836,848	3,869,096	2,872,730	4,249,503

SUMMARY of the VALUE of the IMPORTS of MERCHANDISE CONSIGNED from FOREIGN COUNTRIES during each of the years 1914-1915 to 1918-19.

	1914-1915.	1915-1916.	1916-1917.	1917-1918.	1918-1919.
	£	£	£	£	£
-FOOD, DRINK, AND TOBACCO-					
A. Fish (excluding canned fish)	3,595	2,400	891	960	495
B. Fruits and Vegetables	74,816	72,713	80,547	43,464	29,346
C. Grain, Pulse and Flour	3,608	2,699	2,891	2,074	652
D. Liquors	2,852	2,378	2,798	2,607	2,283
E. Provisions and Oilman's stores	8,462	10,348	11,002	4,336	8,747
F. Spices	1,851	2,909	3,347	760	1,498
G. Sugar	37,907	2,872	1,901	317	19
H. Tea	59	9	64	17	88
I. Other Food and Drink	291,357	365,277	206,167	442,449	229,136
J. Tobacco	56,819	76,505	52,408	68,422	79,815
TOTAL, CLASS I ...	482,126	537,905	362,016	465,426	351,519
I.-RAW MATERIALS AND PRODUCE AND ARTICLES MAINLY UNMANUFACTURED-					
A. Coal, Coke, and Patent fuel	35,109	42,370	167,057	172,300	173,048
B. Gums, Resins, and Lac	13,770	40,069	41,907	45,808	51,095
C. Hides and Skins, raw	411,890	350,144	539,333	230,242	215,967
D. Metallic ores and scrap iron or steel for re-manufacture	2
E. Oils	52,736	70,837	7,587	50,863	15,952
F. Seeds	2,786	2,472	1,301	4,507	3,104
G. Tallow, Stearine, and Wax	3,879	3,061	7,425	33,768	7,078
H. Textile materials	1,448	2,169	1,109	2,405	2,246
I. Wood and Timber	5,293	6,187	8,523	6,872	7,137
J. Miscellaneous	30,693	24,756	40,676	19,938	14,417
TOTAL, CLASS II ...	567,634	542,065	817,918	616,763	490,046
II.-ARTICLES WHOLLY OR MAINLY MANUFACTURED-					
A. Apparel	3,588	1,841	2,105	1,338	636
B. Arms, Ammunition and Military stores	73	100	6	8	53
C. Carriages and Carts, including cycles and motor cars	4,684	8,201	3,743	459	394
D. Chemicals, Drugs and Medicines	2,171	8,441	19,908	3,295	6,262
E. Cutlery, Hardware, Implements (except machine tools), and instruments	5,023	2,101	2,113	512	819
F. Dyes and Colours	11,430	4,264	3,623	7,235	5,392
G. Furniture, Cabinetware, and manufactures of Wood	664	496	220	265	63
H. Glassware and Earthenware	5,284	3,815	3,343	658	382
I. Hides and Skins, tanned or dressed, and Leather	3,110	1,434	3,961	9	3,275
J. Machinery of all kinds, including fitting for machinery	2,478	1,716	1,056	66	954
K. Metals, Iron and Steel, and manufactures thereof	3,140	397	574	437	103
L. Metals other than Iron and Steel and manufactures thereof	1,265	3,150	2,238	800	2,511
M. Paper, Pasteboard, and Stationery	1,664	2,192	1,974	856	598
N. Railway plant and Rolling stock
O. Yarn and Textile fabrics	270,609	497,168	218,980	74,539	44,844
P. Miscellaneous	31,616	41,881	37,825	13,632	23,155
TOTAL, CLASS III ...	347,459	576,697	302,639	104,094	89,439
V.-MISCELLANEOUS AND UNCLASSIFIED					
... ..	8,685	6,524	8,887	6,105	4,702
TOTAL ...	1,405,874	1,663,191	1,491,510	1,192,388	935,706

A. SUMMARY of the VALUE of the IMPORTS of MERCHANDISE CONSIGNED from BRITISH EMPIRE and FOREIGN COUNTRIES during each of the years 1914-1915 to 1918-1919.

	1914-1915.	1915-1916.	1916-1917.	1917-1918.	1918-1919.
	£	£	£	£	£
I—FOOD, DRINK, AND TOBACCO—					
A. Fish (excluding canned fish)	3,803	2,508	1,036	970	536
B. Fruits and Vegetables	87,837	86,253	16,580	52,653	51,041
C. Grain, Pulse and Flour	490,468	345,706	433,000	318,548	301,975
D. Liquors	12,557	14,534	20,245	24,250	83,717
E. Provisions and Oilman's stores	65,582	82,938	85,598	41,022	38,230
F. Spices	35,542	51,002	69,718	146,697	118,098
G. Sugar	90,854	103,702	146,126	121,750	76,607
H. Tea	8,166	24,067	24,074	10,445	10,122
I. Other Food and Drink	817,463	384,532	235,609	383,020	256,402
J. Tobacco	151,533	144,004	192,580	315,702	332,782
TOTAL, CLASS I	1,268,805	1,238,541	1,304,556	1,415,067	1,219,510
II—RAW MATERIALS AND PRODUCE AND ARTICLES MAINLY UNMANUFACTURED—					
A. Coal, Coke, and Patent fuel	206,783	231,597	480,931	325,030	543,025
B. Gums, Resins, and Lac	23,025	53,754	58,757	56,988	69,186
C. Hides and Skins, raw	519,748	490,269	711,896	393,071	352,267
D. Metallic ores and scrap iron or steel for re-manufacture	1	8	49
E. Oils	63,846	80,101	52,597	71,020	27,602
F. Seeds	47,045	26,932	36,660	44,351	54,360
G. Tallow, Stearins, and Wax	10,691	3,365	6,182	34,183	7,773
H. Textile materials	2,971	2,985	2,677	4,013	11,719
I. Wood and Timber	13,040	9,984	18,583	12,199	12,780
J. Miscellaneous	38,896	28,031	66,118	21,270	17,793
TOTAL, CLASS II	925,545	987,059	1,436,395	963,128	1,096,554
III—ARTICLES WHOLLY OR MAINLY MANUFACTURED—					
A. Apparel	10,579	11,617	15,291	15,636	12,806
B. Arms, Ammunition and Military stores	344	306	86	159	214
C. Carriages and Carts, including cycles and motor cars	7,432	10,276	13,247	3,005	3,016
D. Chemicals, Drugs and Medicines	17,800	23,740	45,091	22,924	36,421
E. Cutlery, Hardware, Implements (except machine tools), and instruments	12,652	7,227	12,525	6,516	20,429
F. Dyes and Colours	19,986	8,678	10,722	26,821	26,843
G. Furniture, Cabinetware, and manufactures of Wood	1,771	2,038	1,424	892	1,805
H. Glassware and Earthenware	9,348	7,321	10,963	5,956	7,925
I. Hides and Skins, tanned or dressed, and Leather	4,208	4,848	6,261	362	5,041
J. Machinery of all kinds, including belting for machinery	5,944	4,166	8,432	6,538	13,106
K. Metals, Iron and Steel, and manufactures thereof	14,056	8,680	14,309	5,287	9,483
L. Metals other than Iron and Steel, and manufactures thereof	6,989	8,276	9,178	1,466	8,963
M. Paper, Pasteboard, and Stationery	8,388	9,379	18,398	11,939	14,754
N. Railway plant and Rolling stock	15	10
O. Yarn and Textile fabrics	668,169	990,280	1,756,336	1,338,753	2,492,081
P. Miscellaneous	52,925	70,681	82,931	49,645	100,661
TOTAL, CLASS III	840,656	1,167,523	2,005,200	1,495,890	2,743,548
IV—MISCELLANEOUS AND UNCLASSIFIED					
... ..	97,646	106,916	114,455	190,673	120,597
TOTAL	3,127,652	3,500,039	4,860,606	4,064,758	5,186,209

EXPORTS.

184
No. 2A

A. SUMMARY of the VALUE of the EXPORTS of MERCHANDISE to BRITISH EMPIRE during each of the years 1914-1915 to 1918-1919.

	1914-1915.	1915-1916.	1916-1917.	1917-1918.	1918-1919.
	£	£	£	£	£
I.—FOOD, DRINK, AND TOBACCO—					
A. Fish (excluding canned fish)	6,173	4,418	2,334	695	845
B. Fruits and Vegetables	23,187	22,631	36,059	22,749	13,473
C. Grain, Pulse and Flour	78,418	80,441	120,937	81,424	98,931
D. Liquors	1,941	2,202	4,056	1,761	3,011
E. Provisions and Oilman's stores	15,168	19,331	23,956	6,425	4,538
F. Spices	2,605	6,199	24,525	33,354	33,833
G. Sugar	17,375	20,125	28,954	20,911	22,937
H. Tea	3,141	13,638	16,610	6,026	4,442
I. Other Food and Drink	133,105	125,687	140,613	589,125	360,997
J. Tobacco	6,843	12,055	71,442	52,496	59,761
TOTAL, CLASS I ...	292,961	306,772	470,366	814,966	607,774
II.—RAW MATERIALS AND PRODUCE AND ARTICLES MAINLY UNMANUFACTURED—					
A. Coal, Coke, and Patent fuel	7	8	369
B. Gums, Resins, and Lac	10,622	31,489	53,318	43,836	50,397
C. Hides and Skins, raw	223,632	157,635	577,101	247,541	227,129
D. Metallic ores and scrap iron or steel for re-manufacture	4	2	513	1,209	1,674
E. Oils	3,246	5,630	4,789	5,725	14,938
F. Seeds	1,918	1,030	1,069	8,080	645
G. Tallow, Stearine, and Wax	3,233	2,200	9,729	37,007	1,246
H. Textile materials	816	1,173	2,307	2,837	3,844
I. Wood and Timber	535	1,074	1,078	12	46
J. Miscellaneous	30,454	42,250	72,612	26,045	21,039
TOTAL, CLASS II ...	274,517	242,401	722,385	377,292	311,458
III.—ARTICLES WHOLLY OR MAINLY MANUFACTURED—					
A. Apparel	1,338	1,138	2,442	1,470	2,306
B. Arms, Ammunition and Military stores	201	99	50	140	93
C. Carriages and Carts, including cycles and motor cars	735	1,630	662	406	205
D. Chemicals, Drugs and Medicines	3,214	4,711	10,184	6,242	7,336
E. Cutlery, Hardware, Implements (except machine tools), and instruments	2,080	2,537	6,234	2,749	3,431
F. Dyes and Colours	3,647	3,746	3,511	4,235	4,709
G. Furniture, Cabinetware, and manufactures of Wood	1,217	7,313	2,159	501	233
H. Glassware and Earthenware	586	635	957	1,038	504
I. Hides and Skins, tanned or dressed, and Leather	150	53	398	6,404	99
J. Machinery of all kinds, including belting for machinery	202	926	3,046	1,530	598
K. Metals, Iron and Steel, and manufactures thereof	728	464	3,313	773	194
L. Metals other than Iron and Steel and manufactures thereof	1,800	3,672	2,778	3,373	2,833
M. Paper, Pastboard, and Stationery	663	2,751	1,794	1,041	997
N. Railway plant and Rolling stock
O. Yarn and Textile fabrics	116,114	208,001	341,362	172,399	209,817
P. Miscellaneous	5,922	7,331	7,977	8,465	10,259
TOTAL, CLASS III ...	138,597	245,070	386,917	210,816	244,114
IV.—MISCELLANEOUS AND UNCLASSIFIED					
.....	30,805	36,776	41,262	49,677	23,099
TOTAL ...	736,880	831,109	1,621,450	1,452,751	1,186,445

SUMMARY of the VALUE of the EXPORTS of MERCHANDISE to FOREIGN COUNTRIES during each of the years 1914-1915 to 1918-1919.

	1914-1915.	1915-1916.	1916-1917.	1917-1918.	1918-1919.
	£	£	£	£	£
I.—FOOD, DRINK, AND TOBACCO—					
A. Fish (excluding canned fish)	1,400	1,168	580	260	341
B. Fruits and Vegetables	35,532	37,201	36,953	20,229	11,065
C. Grain, Pulse and Flour	283,227	150,069	177,363	104,670	138,633
D. Liquors	234	441	808	795	7,002
E. Provisions and Oilman's stores	17,070	9,241	28,288	8,620	4,830
F. Spices	27,953	37,688	66,594	61,852	67,724
G. Sugar	57,076	69,680	89,630	50,201	55,583
H. Tea	2,646	4,289	7,957	2,623	8,658
I. Other Food and Drink	314,564	447,694	217,647	49,064	72,692
J. Tobacco	107,071	111,778	172,508	213,990	176,566
TOTAL, CLASS I	846,772	858,469	798,826	512,274	643,094
II.—RAW MATERIALS AND PRODUCE AND ARTICLES MAINLY UNMANUFACTURED—					
A. Coal, Coke, and Patent fuel	94	221	1,020
B. Gums, Resins, and Lac	24,190	35,723	19,677	17,786	19,421
C. Hides and Skins, raw	417,269	463,955	486,560	160,194	463,904
D. Metallic ores and scrap iron or steel for re-manufacture	11	19	142	27
E. Oils	40,023	50,325	35,126	14,678	18,286
F. Seeds	11,888	6,202	6,644	3,876	30,593
G. Tallow, Stearine, and Wax	3,881	2,408	1,697	531	6,045
H. Textile materials	2,103	1,467	743	1,145	7,095
I. Wood and Timber	5,881	874	699	774	443
J. Miscellaneous	7,190	6,466	2,294	542	5,749
TOTAL, CLASS II	512,520	567,650	553,440	206,673	551,508
III.—ARTICLES WHOLLY OR MAINLY MANUFACTURED—					
A. Apparel	2,055	4,152	6,222	6,773	4,739
B. Arms, Ammunition and Military stores... ..	399	2,780	2,638	236	227
C. Carriages and Carts, including cycles and motor cars	796	962	707	865	534
D. Chemicals, Drugs and Medicines	7,439	9,301	9,767	9,431	31,653
E. Cutlery, Hardware, Implements (except machine tools), and instruments	4,733	4,267	3,942	4,999	3,224
F. Dyes and Colours	18,659	4,067	7,256	15,199	13,492
G. Furniture, Cabinetware, and manufactures of Wood	949	655	497	451	504
H. Glassware and Earthenware	4,758	3,940	4,774	2,772	3,697
I. Hides and Skins, tanned or dressed, and Leather	2,311	4,274	2,934	198	4,962
J. Machinery of all kinds, including belting for machinery	589	901	1,026	1,503	2,319
K. Metals, Iron and Steel, and manufactures thereof	2,322	2,908	4,252	1,115	1,131
L. Metals other than Iron and Steel and manufactures thereof	1,922	2,553	2,010	1,594	816
M. Paper, Pasteboard, and Stationery	1,814	2,237	4,141	1,323	4,790
N. Railway Plant and Rolling Stock	300
O. Yarn and Textile fabrics	438,533	708,768	1,107,590	1,181,735	2,157,306
P. Miscellaneous	17,424	28,461	40,703	25,454	25,935
TOTAL, CLASS III	504,633	779,626	1,198,609	1,265,131	2,255,679
IV.—MISCELLANEOUS AND UNCLASSIFIED					
... ..	7,160	7,277	3,584	2,296	223
TOTAL	1,871,085	2,213,022	2,553,859	1,976,424	3,350,504

EXPORTS.

486
No. 2c

SUMMARY of the VALUE of the EXPORTS of MERCHANDISE to BRITISH EMPIRE and FOREIGN COUNTRIES during each of the years 1914-1915 to 1918-1919.

	1914-1915.	1915-1916.	1916-1917.	1917-1918.	1918-1919.
	£	£	£	£	£
I.—FOOD, DRINK, AND TOBACCO—					
A. Fish (excluding canned fish)	7,578	5,606	2,914	955	1,186
B. Fruits and Vegetables	58,719	59,882	73,912	42,978	24,544
C. Grain, Pulse and Flour	361,645	230,510	298,300	166,094	237,564
D. Liquors	2,175	2,643	4,862	2,496	10,018
E. Provisions and Oilman's stores	32,238	23,572	52,244	15,045	9,368
F. Spices	30,553	43,887	91,119	95,236	106,557
G. Sugar	74,450	73,805	118,584	71,112	78,520
H. Tea	5,787	17,922	24,567	8,649	13,100
I. Other Food and Drink	452,669	573,581	353,260	633,189	433,639
J. Tobacco	113,919	123,333	243,950	266,486	236,327
TOTAL, CLASS I ...	1,139,733	1,165,241	1,268,713	1,327,240	1,150,868
II.—RAW MATERIALS AND PRODUCE AND ARTICLES MAINLY UNMANUFACTURED—					
A. Coal, Coke, and Patent fuel	101	229	869	1,020	...
B. Gums, Resins, and Lac	34,812	67,212	72,995	66,622	70,313
C. Hides and Skins, raw	640,891	621,590	1,063,661	413,075	691,033
D. Metallic ores and scrap iron or steel for re-manufacture	15	21	513	1,351	1,701
E. Oils	43,269	55,955	39,915	20,398	27,224
F. Seeds	13,806	7,232	7,713	11,956	31,243
G. Tallow, Stearine, and Wax	7,164	4,008	11,426	37,583	7,201
H. Textile materials	2,919	2,630	3,050	3,982	10,879
I. Wood and Timber	6,416	1,948	1,777	786	489
J. Miscellaneous	37,644	48,716	74,906	26,587	26,738
TOTAL, CLASS II ...	787,037	810,141	1,270,325	533,965	862,966
III.—ARTICLES WHOLLY OR MAINLY MANUFACTURED—					
A. Apparel	3,393	5,290	8,664	8,247	7,545
B. Arms, Ammunition and Military stores	600	2,379	2,738	375	320
C. Carriages and Carts, including cycles and motor cars	1,471	2,652	1,369	1,271	739
D. Chemicals, Drugs and Medicines	10,653	14,015	19,951	15,673	38,989
E. Cutlery, Hardware, Implements (except machine tools), and instruments	6,813	6,804	10,226	7,748	6,655
F. Dyes and Colours	22,806	7,813	10,707	19,424	18,201
G. Furniture, Cabinetware, and manufactures of Wood... ..	2,166	7,968	2,656	982	737
H. Glassware and Earthenware	5,344	4,575	5,731	4,810	4,201
I. Hides and Skins, tanned or dressed, and Leather	2,461	4,327	3,332	6,602	5,061
J. Machinery of all kinds, including belting for machinery	791	1,327	4,072	3,093	2,917
K. Metals, Iron and Steel, and manufactures thereof	3,050	2,772	7,565	1,868	1,375
L. Metals other than Iron and Steel and manufactures thereof	3,722	6,225	4,738	4,967	3,649
M. Paper, Pasteboard, and Stationery	2,477	4,988	5,335	2,864	5,787
N. Railway plant and Rolling stock	300
O. Yarn and Textile fabrics	554,637	916,769	1,443,952	1,354,134	2,367,123
P. Miscellaneous	23,346	35,732	48,680	33,919	36,194
TOTAL, CLASS III ...	613,230	1,024,696	1,585,426	1,465,997	2,499,733
IV.—MISCELLANEOUS AND UNCLASSIFIED					
...	37,963	44,053	44,846	51,973	23,322
TOTAL ...	2,607,965	3,044,131	4,175,309	3,429,175	4,536,949

VALUE (in POUNDS) of the SEA-BORNE TRADE of ADEN with FOREIGN COUNTRIES and with INDIA, EXCLUSIVE of GOVERNMENT STORES and TREASURE, in each official year from 1914-1915 to 1918-1919.

		1914-15.	1915-16.	1916-17.	1917-18.	1918-19.
		£	£	£	£	£
Imports	{ Merchandise { Treasure	3,127,652	3,500,039	4,660,606	4,064,753	5,163,209
		410,747	263,663	434,143	333,089	180,405
	TOTAL	3,538,399	3,763,702	5,294,749	4,397,842	5,343,614
Exports	{ Merchandise { Treasure	2,607,965	3,044,131	4,175,309	3,429,175	4,536,649
		536,261	389,061	442,505	174,514	20,563
	TOTAL	3,144,226	3,433,192	4,617,814	3,603,689	4,557,212
GRAND TOTAL, IMPORTS AND EXPORTS		6,682,625	7,201,914	9,912,563	8,001,531	9,900,826

No. 2.

VALUE (in POUNDS) of the TOTAL IMPORTS and EXPORTS of GOVERNMENT STORES and TREASURE from and to FOREIGN and INDIAN PORTS, in each official year from 1914-1915 to 1918-1919.

		1914-15.	1915-16.	1916-17.	1917-18.	1918-19.
		£	£	£	£	£
Imports	{ Stores { Treasure	50,702	53,564	11,292	5,029	8,929
		53,400	44,307	78,133	251,253	17,467
	TOTAL	104,102	97,871	89,425	256,282	26,396
Exports	{ Stores { Treasure	19,879	37,291	2,041	2,743	9,584
		48,667	149,146	35,025
	TOTAL	19,879	37,291	50,708	151,889	44,609
GRAND TOTAL, IMPORTS AND EXPORTS		123,981	135,162	140,133	408,171	71,005

TRADE WITH COUNTRIES.

1914-15 TO 1918-19.

488

No.

VALUE (in Pounds) of the IMPORTS of MERCHANDISE and TREASURE (excluding in INDIA, in each OFFICIAL YEAR from

COUNTRIES.	1914-1915.			1915-1916.		
	Merchandise.	Treasure.	Total.	Merchandise.	Treasure.	Total.
	£	£	£	£	£	£
EUROPE—						
United Kingdom	409,123	250	409,373	409,768	62	409,830
Austria	80,016	86,346	166,362	747	829	1,576
France	15,430	15,430	21,425	28	21,453
Germany	13,648	13,648	88	88
Greece	6,472	6,472	5,138	5,138
Italy	20,189	20,189	14,588	14,588
Russia	928	928
Other Countries	20,580	20,580	10,404	10,404
AFRICA AND ADJACENT ISLANDS—						
Suakin and Port Soudan	10,955	1,383	12,338	10,523	3,769	14,292
Egypt, including Suakin and Ports north of the latter	7,980	18,387	21,407	37,360	4,324	41,704
North Africa, including Morocco, Algeria, Tripoli and Tunis	224	224
Abyssinia—Mossawah	42,109	27,365	69,474	72,337	5,010	77,347
Jibouti and Obokh	437,143	45,296	482,439	371,783	118,739	490,522
Eastern Coast of Africa (comprising the Coast between Natal and Abyssinia)—						
Danakil Coast	29,753	4,313	34,066	17,717	274	17,991
Berbera, Bulhar, Zaila	175,598	7,372	182,970	229,333	4,444	233,777
Independent Somali Ports	59,026	838	59,864	58,764	535	59,299
Zanzibar and Territories of the Sultan, including Mombasa and Pemba	25,359	622	25,981	24,096	1,009	25,105
East Africa (German Ports)	578	578
Mozambique—Portuguese East Africa	34,704	34,704	41,517	41,517
Other East African, including Italian, Ports	55,904	8	55,912	21,415	3,037	24,452
Madagascar, including Comoro	286	286
Mauritius and Dependencies	4,904	4,904	5,153	5,153
Seychelles	658	658	423	423
Natal	9,900	9,900
UNITED STATES	258,754	258,754	534,074	534,074
AUSTRALIA	132	42	174	140	140
ASIA—						
Arabia—						
Jeddah	5,584	21,160	26,744	1,635	771	2,406
Hodeida	85,509	82,424	167,933	548	700	1,248
Lohia	4,735	1,561	6,296
Gaizan	1,683	232	1,915	3,462	3,068	6,530
Mokha	45,499	27,720	73,219	269,859	71,306	341,165
Independent Arabian Gulf Ports	75,123	51,401	126,524	83,774	35,730	119,504
Mascat	5,554	533	6,087	6,328	91	6,419
Other Ports in Arabia	3,384	100	3,484	7,499	5,278	12,777
Perim	1,910	792	2,702	6,362	873	7,235
Turkey in Asia	13,300	13,300	43,083	83	43,166
Persia	52,541	52,541	10,241	67	10,308
China (Hongkong)	3,841	3,841	4,723	4,723
Straits Settlements	21,346	21,346	16,719	899	17,618
Other countries in Asia	46,292	46,292	21,082	21,082
TOTAL OF FOREIGN COUNTRIES	2,084,158	374,086	2,458,244	2,377,284	201,657	2,578,941
INDIA—						
Bombay	729,823	36,523	766,346	922,298	7,006	929,304
Karachi	150,951	133	151,084	64,786	64,786
Calcutta	135,801	135,801	120,002	120,002
Other Ports	26,919	26,919	15,729	15,729
TOTAL OF INDIAN PORTS	1,043,494	36,656	1,080,150	1,122,765	7,006	1,129,771
GRAND TOTAL OF IMPORTS	3,127,652	410,742	3,538,394	3,500,049	268,663	3,768,712

TRADE WITH COUNTRIES.

1914-15 to 1918-19.

3.

489

GOVERNMENT STORES and TREASURE) from each FOREIGN COUNTRY and PORTS
1914-15 to 1918-19 into the PORT of ADEN.

1916-1917.			1917-1918.			1918-1919.		
Merchandise.	Treasure.	Total.	Merchandise.	Treasure.	Total.	Merchandise.	Treasure.	Total.
£	£	£	£	£	£	£	£	£
540,324	540,324	359,685	359,685	656,708	656,708
2,890	2,890	118	118
21,419	21,419	9,053	9,053	2,959	2,959
27	27
843	843	214	214
20,308	303	20,603	10,070	10,070	9,311	9,311
.....
6,718	6,718	658	658	943	943
1,053	567	1,620	151	151	7	7
44,870	150	45,020	41,517	123	41,640	54,711	54,711
.....
17,586	1,027	18,603	11,487	11,487	14,137	200	14,337
474,500	89,255	563,755	418,503	41,255	459,758	322,801	31,310	354,201
7,838	5,730	13,568	9,741	1,064	11,405	7,332	7,332
286,279	20,396	306,674	216,961	29,175	246,136	235,332	10,297	251,629
76,475	117	76,592	57,776	57,776	59,519	108	59,685
83,676	4,245	87,921	66,504	627	67,131	264,659	264,659
.....
164,911	164,911	170,297	170,297	171,340	171,340
45,420	4,630	50,050	12,879	12,879	12,678	404	13,072
613	613	140	140	170	287	437
413	413
451	451	200	200	96	96
18,436	18,436	31,435	31,435	225,183	225,183
229,213	229,213	89,246	89,246	15,889	15,889
207	207	2,846	2,846	1	1
.....
5,011	29,843	34,854	90	22,187	22,217	4,520	2,564	7,084
.....	433	2,717	3,150
.....
248,007	207,304	455,311	258,293	157,197	415,490	156,870	39,352	194,222
20,987	5,801	26,788
87,789	61,897	149,676	93,721	67,327	161,043	129,442	61,071	210,513
6,058	6,058	4,344	4,344	7,306	7,306
13,234	1,818	15,052	6,774	13,445	20,219	4,909	8,420	8,389
1,703	113	1,816	1,106	1,106	508	508
52,114	52,114	27,752	27,752	13,677	13,677
25,823	25,823	15,033	15,033	6,743	6,743
6,403	6,403	2,090	2,090	491	491
25,030	700	25,730	5,953	5,953	1,492	1,492
12,638	12,638	529	529	1,227	1,227
2,549,345	433,743	2,983,088	1,920,030	939,000	2,269,060	2,374,433	176,918	2,551,351
.....
2,052,146	400	2,052,546	2,091,218	60	2,091,302	2,773,374	3,487	2,776,861
65,489	65,489	6,022	6,022	18,117	18,117
199,888	199,888	43,335	43,335	546	546
3,738	3,738	4,078	4,078	18,739	18,739
2,311,261	400	2,311,661	2,144,698	89	2,144,787	2,810,776	3,487	2,814,263
4,800,808	434,143	5,234,951	4,064,758	333,089	4,397,847	5,186,209	180,405	5,365,614

TRADE WITH COUNTRIES.

1914-15 to 1918-19.

490

No.

VALUE (in Pounds) of the EXPORTS of MERCHANDISE and TREASURE (excluding in INDIA, in each OFFICIAL YEAR from

COUNTRIES.	1914-1915.			1915-1916.		
	Merchandise.	Treasure.	Total.	Merchandise.	Treasure.	Total.
	£	£	£	£	£	£
EUROPE—						
United Kingdom	277,266	277,266	219,044	219,044
Austria	16,996	16,996
France	173,769	173,769	165,271	165,271
Germany	26,134	26,134
Holland	4,462	4,462
Italy	71,837	71,837	166,938	166,938
Other Countries	34,076	34,076	19,567	19,567
AFRICA AND ADJACENT ISLANDS—						
Suakin and Port Sudan	54,596	54,596	141,695	3,383	145,278
Egypt	68,661	68,661	85,305	85,305
North Africa (Morocco, Algeria, Tripoli, Tunis)...	261	261	1,462	1,462
Mossawah	83,925	41,999	123,924	39,519	39,519
Jibouti and Obokh	329,381	59,900	389,281	473,573	12,884	486,457
Eastern Coast of Africa (comprising the Coast between Natal and Abyssinia)—						
Dankali Coast	19,504	294	19,798	7,448	166	7,614
Berbera, Bulhar, Zeila, Karam and Hala	180,111	10,369	170,480	171,225	25,267	196,492
Independent Somali Ports	54,366	4,965	59,331	39,979	4,452	44,431
Zanzibar and Territories of the Sultan, including Mombassa and Pemba	31,077	40,737	71,814	40,668	27,034	73,702
East Africa (German Ports)	1,789	1,789
Mozambique—Portuguese East Africa	489	489	569	569
Other East African, including Italian, Ports	85,688	3,351	89,039	103,725	525	104,250
Madagascar, including Comoro	3,730	3,730	22,535	22,535
Mauritius and Dependences	5,602	5,602	6,934	50	6,984
Réunion	857	857	1,203	1,203
Natal	100	100
Seychelles	2,241	2,241	2,594	2,594
UNITED STATES						
Canada, &c.	344,038	344,038	499,540	499,540
AUSTRALIA AND NEW ZEALAND						
14,684	14,684	12,771	12,771	
ASIA—						
Arabia—						
Jeddah	36,499	311	36,810
Hodeida	200,537	18,329	218,866
Lobis	17,562	17,562
Gaizan	25,597	25,597
Furan and other Islands in the Red Sea	1,374	1,374	4,869	4,869
Mokha	67,710	889	68,599	413,300	2,984	416,284
Independent Arabian Gulf Ports	161,533	60,485	222,018	130,073	55,684	185,757
Makhat	5,331	3,687	9,018	737	829	1,616
Other Ports	27,038	933	27,971
Perim	13,425	11,803	24,228	12,976	8,465	21,440
Turkey in Asia	9,443	1,349	10,792	9,401	9,401
Persia	3,220	3,220	1,241	1,241
China (Hongkong)...	3,263	3,263	1,959	1,959
Straits Settlements	11,347	220	11,567	7,980	1,266	9,246
Other Countries	26,992	26,992	1,567	1,567
TOTAL OF FOREIGN COUNTRIES	2,450,906	253,320	2,704,226	2,837,863	142,989	2,980,852
INDIA—						
Bombay	62,023	281,941	343,964	136,508	243,834	380,342
Calcutta	69,921	69,921	69,605	69,605
Other Ports	5,115	5,115	8,160	2,308	10,368
TOTAL OF INDIAN PORTS	137,059	281,941	419,000	214,273	246,142	460,415
GRAND TOTAL OF EXPORTS	2,607,965	535,261	3,143,226	3,052,136	389,131	3,441,267

TRADE WITH COUNTRIES

1914-15 to 1918-19.

491

GOVERNMENT STORES and TREASURE) to each FOREIGN COUNTRY and PORTS
1914-15 to 1918-19 from the PORT of ADEN.

1916-1917.			1917-1918.			1918-1919.		
Merchandise.	Treasure.	Total.	Merchandise.	Treasure.	Total.	Merchandise.	Treasure.	Total.
£	£	£	£	£	£	£	£	£
633,211	164,705	793,006	280,492	280,492	234,319	234,319
.....
78,393	78,393	58,905	58,905	172,365	172,365
.....
.....
51,894	51,894	85,298	85,298	32,152	32,152
5,251	5,251	3,888	3,888	17,167	17,167
.....
104,539	104,539	108,161	108,161	70,592	70,592
168,011	168,011	450,060	450,060	364,394	364,394
1,783	1,783	888	888	1,033	1,033
258,916	258,916	137,405	137,405	374,099	374,099
782,216	6,433	790,649	927,978	927,978	1,394,875	1,394,875
.....
18,985	18,985	30,958	30,958	23,492	23,492
307,341	17,333	324,674	212,949	16,033	228,982	246,304	14,000	260,304
64,484	3,353	67,837	88,281	2,033	90,314	55,051	55,051
73,405	6,658	80,063	24,013	7,987	32,000	18,495	18,495
.....
260	260	1,107	1,107	200	200
86,388	202	86,590	113,003	113,003	236,992	236,992
14,717	267	14,984	10,961	10,961	3,299	3,299
3,444	3,444	2,187	2,187	326	326
453	453	223	223	200	200
.....
2,332	2,332	2,665	2,665	119	119
425,650	425,650	89,442	89,442	311,345	311,345
660	660
7,657	7,657	5,238	5,238	5,001	5,001
.....
84,088	84,088	104,260	104,260	42,508	42,508
.....	1,875	1,875
.....	67	67
336,783	336,783	217,653	217,653	344,091	344,091
13,237	728	13,965	8,852	8,852	6,060	173	6,233
7,150	7,150
170,690	8,670	179,360	180,001	2,991	182,992	292,333	1,144	293,477
2,581	2,581	3,507	3,507	3,535	3,535
.....
17,461	9,344	26,805	10,678	10,678	10,723	6,247	16,970
4,186	957	5,143	6,642	6,642	7,914	7,914
1,513	1,513	219	219	1,591	1,591
2,736	2,736	1,756	1,756	1,058	1,058
875	875	2,063	2,063	833	833
10,783	10,783	2,719	2,719	28,253	28,253
3,682,972	211,638	4,094,610	3,117,127	29,044	3,146,171	4,308,180	20,563	4,328,743
.....
214,458	230,867	445,325	116,357	145,470	261,827	101,636	101,636
61,037	61,037	189,772	189,772	130,905	130,905
16,847	16,847	9,919	9,919	6,228	6,228
292,337	230,867	523,204	312,048	145,470	457,518	228,769	228,769
4,176,809	442,505	4,617,614	3,429,175	174,514	3,603,689	4,536,949	20,563	4,557,512

ABSTRACT TABLES.
IMPORTS.

492
No. 5.

TOTAL QUANTITIES and VALUE of ARTICLES IMPORTED.

ARTICLES.	QUANTITIES.					VALUE.				
	1914-1915.	1916-1916.	1916-1917.	1917-1918.	1918-1919.	1914-1915.	1916-1916.	1916-1917.	1917-1918.	1918-1919.
Animals, living—						£	£	£	£	£
Horses No.	7	10	2	63	154	13
Other kinds "	85,005	96,205	113,408	103,692	97,079	51,923	59,458	71,046	72,153	75,468
Total Animals, living ... No.	85,102	96,215	113,408	103,692	97,079	51,976	59,612	71,046	72,153	75,481
Apparel (excluding hosiery and boots and shoes)—										
Apparel (including drapery, uniforms, accoutrements) Value.	6,291	6,664	9,512	7,076	6,266
Gold and Silver thread "	71	13	236	1
Hats, caps, bonnets and hatter's ware ... "	966	997	111	530	709
Lametta Lbs.	299	243	653	68	752	72	156
Second-hand clothing Value.	9	69
Water-proofed clothing "	7	16	61
Total Apparel ... Value.	7,890	7,806	10,527	8,641	7,181
Arms, Ammunition and Military stores—										
Cartridge cases—										
Filled No.	16,928	13,550	13,050	2,800	4,170	64	112	69	86	112
Empty "	5,000	2,800	7	15
Explosives—										
Dynamite Cwt.	2	3
Pistols, and parts thereof Value.	217	91	20	29	37
Gunpowder—										
Common Lbs.
Sporting "
Other sorts Value.	66	100	7	94	50
Total Arms, Ammunition and Military Stores Value.	345	306	89	159	214
Art, works of (other than pictures) ... Value.	143	311	338	123	44
Baskets and Basketware "	589	137	170	71	120
Belting for machinery—										
Of leather Value.	197	56	189	405	984
Of other materials "	34	28	143	98	1,707
Total Belting for Machinery ... Value.	231	84	332	503	2,691
Books, printed, and printed matter (not being stationery) including maps and charts Cwt.	420½	406	386	368	235	2,306	2,339	3,092	2,417	2,635
Boots and Shoes—										
Of leather Pairs.	11,784	9,068	8,761	7,293	9,729	1,543	1,479	622	1,391	1,546
Of other materials "	21,265	40,083	36,946	61,971	27,261	1,746	2,332	3,742	5,605	3,629
Total Boots and Shoes ... Pairs.	33,049	49,151	45,707	69,264	46,990	2,889	3,811	4,664	6,996	5,675
Bristles and Fibre for brushes and brooms Cwt.	1	7
Brushes and Brooms Doz.	1,566	1,005	1,551	1,056	2,671	289	246	420	233	625
Building and Engineering Materials,* other than of iron, steel or wood—										
Asphalt—										
Bricks No.	6,750	7,700	17,402	3,155	57	76	167	87
Cement Cwt.	11,809	9,012	7,375	2,648	1,740	2,043	1,976	2,049	962	995
Chalk and Lime, excluding French Chalk "	17,623½	22,695	15,514	14,369	11,457	809	1,104	831	701	911
Clay "	152	163	246	6	170	48	27	45	7	39
Pipes of Earthenware "	241	772	89	421	64	238	216	273
Tiles No.	28,104	200	213	1
Other kinds Cwt.	68½	1,437	88	188	15	110	161	192	338	21
Total Building and Engineering Materials, Value.	8,344	8,344	3,515	2,223	2,326
Buttons of all sorts Value.	531	200	344
Candles of all kinds Lbs.	266,864	148,544	178,996	5,690	217,569	3,607	2,021	3,778	232	6,890
Canes and Bannans Cwt.	131½	4	72	141	494	185	6	114	267	1,025
Carriages and Carts (excluding railway carriages) and parts thereof—										
Carriages and Carts No.	5	3	14	3	155	9	6	27	17
Parts of Carriages and Carts (excluding Rubber tyres) Value.	130	420	259	109	118
Total Carriages and Carts ... Value.	284	429	265	136	135

TOTAL QUANTITIES and VALUE of ARTICLES IMPORTED—continued.

ARTICLES.	QUANTITIES.					VALUE.				
	1914-1915.	1915-1916.	1916-1917.	1917-1918.	1918-1919.	1914-1915.	1915-1916.	1916-1917.	1917-1918.	1918-1919.
Chalk, French Cwt.	3	18	16	45	7	£ 3	£ 18	£ 18	£ 27	£ 6
Chemicals and chemical preparations (excluding chemical manures and Medicines)—										
Acids—										
Nitric Cwt.	4	6	27½	2	3	18	27	33
Sulphuric	108½	97	161	168	148½	506	217	365	560	573
Other sorts	203½	54½	38	24,87½	73	276	350	328	89	472
Aluminous sulphates (including alum)	160½	2	23	15	158	71	5	26	19	327
Ammonia and salts thereof	8	35	102	52	54	33	146	350	406	247
Arsenic and its oxides	2	7
Bleaching materials	4	3	12	6	5	14	139	28
Carbide of Calcium	162	102	25	51	100	109	33	163
Copperas	3	5	2	2	14	3
Disinfectants	39½	93	118	66	5,158	43	144	140	100	15,180
Potassium compounds—										
Cyanide of potassium
Saltpetre	½	1	½	5	1	1	2	2	3
Other sorts	88
Soda compounds—										
Bicarbonate of soda (sodium bicarbonate)	197	160	131	312	277	85	46	63	146	252
Borax (including boracic acid)	15	49	2	35	42	97	28	87
Caustic soda (sodium hydroxide)	9½	57	2	6	18	53	5	9
Sodium carbonate (soda ash and soda crystals)	323	209	327	302	103	63	73	125	173	260
Other sorts	203½	205	155	22	5	73	85	78	19	9
Sulphur	6	6	38	20	5	15	75	34
Other sorts of chemicals Value.	7,808	13,284	25,315	12,825	5,197
Total Chemicals Value.	9,352	14,616	26,970	14,647	29,234
Chinese and Japanese ware (including lacquered ware, but excluding earthenware and porcelain) Value.	317	274	280	81	9
Clocks and Watches and parts thereof—										
Clocks and time-pieces No.	211	256	24	31	224	124	75	12	27	173
Watches	37	23	46	4	179	5	13	39	2	132
Parts of clocks and watches Value.	10	4
Total Clocks and Watches Value	129	88	51	29	309
Coal, Coke and Patent fuel—										
Coal Tons.	143,523	125,539	90,047	50,631	76,063	205,683	239,663	477,929	324,180	541,223
Coke	2	30	73	1	1	8	30	415	2	3
Patent fuel	577	632½	934½	639	507	1,092	1,634	2,587	1,638	1,501
Total Coal, Coke and Patent Fuel Tons.	140,105	126,371½	91,053½	57,321	77,171	206,783	241,697	480,931	326,030	543,025
Coffee, other than roasted or ground Cwt.	103,479	126,244	83,076	127,113	78,094	317,432	354,460	235,431	322,763	266,104
Coir—										
Unmanufactured	347	108	8	5	18	274	47	2	27	13
Manufactured (excluding rope)	251	734	290	170	159	322	639	175	326	293
Coral Lbs.	40	53
Cordage and Rope of vegetable fibre (excluding jute and cotton) Cwt.	2,632½	2,296	3,770	2,824	2,385	2,476	3,029	6,015	6,440	5,713
Cork manufactures	126	11	13,72	5	10	105	19	66	19	70
Cutlery Value.	1,604	146	540	512	1,104
Cycles (other than motor cycles) and parts thereof and accessories—										
Cycles, imported entire or in sections No.	16	7	11	46	78	109	44	77
Parts of cycles and accessories (excluding rubber tyres) Value.	17	19	45
Drugs and Medicines (excluding chemicals and narcotics)—										
Aloes Cwt.	331	111	125	171	106	309	164	242	374	310
Asafetida	181	41	25	237	146	388	118	76	281	671
Camphor Lbs.	252	60	504	157	207	21	5	45	19	34
Cassia lignea Cwt.
Cocaine Oz.

ABSTRACT TABLES.
IMPORTS.

494

No. 5—continued.

TOTAL QUANTITIES and VALUE of ARTICLES IMPORTED—continued.

ARTICLES.	QUANTITIES.					VALUE.				
	1914-1915	1915-1916	1916-1917	1917-1918	1918-1919	1914-1915	1915-1916	1916-1917	1917-1918	1918-1919
Drugs and Medicines (excluding chemicals and narcotics)—continued.						£	£	£	£	£
Proprietary and patent medicines ... Value.	947	1,083	1,089	2,143	2,831
Quinine and alkaloids thereof (including cinchona and peruvian bark) ... Lbs.	122	4
Quinine sulphate and bisulphate ... "	73	2	27
" salt, other sorts ... "	10	110
Sarsaparilla and preparations thereof ... Value.	2	3	51	23
Storax (including liquid storax rose melloes) ... No.
Other sorts of drugs and medicines ... Value.	6,719	7,022	15,816	5,879	9,731
Total Drugs and Medicines ... Value.	8,388	9,094	17,973	8,240	18,147
Dyeing and Tanning Substances—										
Cochineal ... Cwt.
Cutch and gambier ... "
Dyes obtained from coal tar—										
Alizarine ... Lbs.
Aniline ... "	10,120	26	514	320
Others ... "
Indigo, synthetic ... Cwt.	487	34	14,712	20	12	10,201	561	561	1,000	247
Saffron ... Lbs.	118	2	548	5	33	7	148	53
Other sorts (including lac-dye) ... Cwt.	4,112	2,199	7,491	8,899	4,983	5,013	4,732	23,310	20,423
Total Dyeing and Tanning substances ... Value.	15,716	5,901	5,381	24,310	20,723
Earthenware and Procelain (excluding pipes of earthenware) ... Value.	2,912	3,223	4,112	1,656	1,618
Electroplated ware ... "	63	133	42	6
Feathers ... Lbs.	1,637	1,915	1,946	514	1,524	1,654	1,075	1,329	433	1,179
Fireworks ... Value.	132	31	22
Fish (excluding canned fish)—										
Fish, dry, unsalted ... Cwts.	999	755	873	25	8	1,096	137	294	5	20
" " salted ... "	2,334	1,941	950	1,121	330	2,241	1,541	54	835	416
Fishmaws and sharkfins ... "	745	595	253	127	63½	483	780	228	130	81
Fish, wet, salted (magaps) ... "
" other sorts ... "	7	19
Total Fish ... Cwts.	4,077	3,301	1,576	413½	3,803	2,608	1,036	970	536
Fodder, Bran and Pollards (excluding oil-cake) ... Cwts.	15,119	28,980	15,404	14,709	17,464	5,541	9,679	5,528	5,905	9,854
Fruits and Vegetables—										
Fresh fruits and vegetables—										
Fresh fruits—										
Cocoanuts ... No.	76,469	28,900	27,220	17,726	13,920	440	170	178	161	123
Others ... Value.	3,337	3,870	2,600	665	717
Fresh vegetables of all kinds ... "	12,380	17,123	12,384	8,339	8,373
Fruits and vegetables; dried, salted, or preserved, not being canned or bottled—										
Almonds ... Cwts.	145	113	159	100	80	624	524	724	435	483
Currents and raisins ... "	660	643	464	483	104	1,017	1,062	1,157	1,163	241
Dates ... "	155,431	138,083	158,035	73,772	34,965	69,178	62,723	78,636	40,526	29,239
Other sorts ... "	840½	510	648	475	11,407	855	782	1,003	1,334	11,860
Total Fruits and Vegetables ... Value.	97,837	83,253	90,580	52,663	51,041
Furniture and Cabinetware—										
Bedsteads ... Value.	202	184	52	2	41
Furniture of wood (other than bedsteads) ... "	1,042	727	270	306	468
Furniture of other materials (other than bedsteads) ... "	527	863	729	365	1,002
Mouldings ... "
Cabinetware and furniture ... "
Total Furniture and Cabinetware ... Value.	1,771	1,764	1,051	673	1,511

ABSTRACT TABLES
IMPORTS.

495
No. 5—continued.

TOTAL QUANTITIES and VALUE of ARTICLES IMPORTED—continued.

ARTICLES,	QUANTITY.					VALUE.				
	1914-1915.	1915-1916.	1916-1917.	1917-1918.	1918-1919.	1914-1915.	1915-1916.	1916-1917.	1917-1918.	1918-1919.
Glass and Glassware—										
Bangles Value.	£ 530	£ 16	£ 58	£ 204	£ 163
Beads and false pearls Cwts.	463	179	762	45	78	2,333	1,024	2,234	207	652
Bottles and phials—										
Sodawater bottles Gross.	637	748	631	973	529	915	871	991	1,958	1,004
Others "	550	2,801	1,041 ^{1/2}	639	1,420	171	426	455	111	54
Funnels, globes, and glass parts of lamps Value.	392	612	883	226	744
Sheet and plate Supl. feet.	5,728	2,040	827	192	68	162
Tableware (including decanters, tumblers, etc.) Value.	619	237	558	341	1,209
Other glassware "	907	570	1,398	672	1,269
Total glass and glassware ... Value.	6,110	3,824	6,577	4,009	6,210
Grain, Pulse and Flour—										
Barley Cwts.	4,545	2,903	1,024	2,039	89	1,632	1,145	525	1,145	43
Gram "	19,553	26,215	9,554	8,042	20,461	9,418	12,454	4,362	5,394	15,539
Jawar and Bájra "	579,392	362,905	330,790	129,037	20,708	225,262	139,445	128,435	79,179	16,731
Oats "	18	2
Pulse "	5,453	8,743	5,413	5,423	3,299	3,561	5,431	4,246	4,494	3,348
Rice in the husk "
„ not in the husk "	266,892	172,694	345,810	200,220	168,231	142,864	96,201	222,857	102,666	155,098
„ flour "	14	17	25	1	9	10	18	1
Wheat "	13,094	6,170	4,930	3,576	5,079	7,710	4,526	3,722	3,185	4,979
„ flour in bags "	152,609	118,471	91,205	65,966	90,276	96,174	82,859	66,137	60,572	163,394
Other sorts "	7,930	6,335	4,151	3,181	2,775	3,636	3,635	2,698	2,080	2,538
Total Grain, Pulse, and Flour ... Cwts.	1,049,490	704,459	791,902	417,485	310,857	490,463	345,708	433,000	318,543	301,975
Gums and Resins—										
Arabic Cwts.	2,883	11,576	10,108	6,252	4,234	3,400	17,479	16,618	11,311	8,968
Benjamin "	514	298	593	702	961	1,593	1,285	2,397	5,305	4,954
Olibanum or frankincense "	12,609	28,999	21,752	23,854	14,258	9,149	18,025	23,061	22,339	16,471
Rosin "	114	100	130	163	5	57	119	123	144	6
Other sorts "	10,478	22,669	17,443	14,813	22,202	8,713	16,813	14,545	18,070	38,789
Total Gums and Resins ... Cwts.	26,697	63,630	53,026	44,843	41,680	23,002	53,721	59,750	56,960	89,176
Hair and manufactures of Hair—										
Hair of all kinds Cwts.	30	60
Manufactures of Hair (other than toilet requisites) Value.
Hardware, excluding Cutlery and Electroplated Ware—										
Agricultural implements Value.	20	13	136
Buckets of tinned or galvanised iron "	529	88	292	83	207
Builders hardware, such as locks, hinges, etc. "	964	1,089	845	560	974
Domestic hardware, other than enamelled ironware "	1	537
Enamelled ironware "	1,913	471	510	541	391
Implements and tools, other than agricultural implements and machine tools "	257	160	54	12	287
Lamps, metal No.	6,987	2,977	15,507	1,197	5,309	1,262	578	2,450	454	1,370
„ glass "	6,104	8,761	2,210	336	316	756	378	27
Parts of lamps, other than glass Value.	64	18	194	96	307
Safes and strong boxes of metal No.	39	21	16	14	13	180	105	169	105	207
Other sorts Value.	2,642	2,069	2,379	2,277	10,358
Total Hardware ... Value.	8,156	5,353	7,342	4,146	14,766
Hides and Skins, raw—										
Hides, raw { Cwt. 48,274 34,064 37,580 29,780 9,385	} 229,639	} 140,760	} 187,193	} 147,523	} 56,556
„ „ „ „ „ „ { No. 482,745 340,646 375,794 297,707 92,347					
Skins „ „ „ „ „ „ { Cwt. 63,180 74,069 75,256 40,800 63,875	} 290,109	} 349,609	} 524,713	} 245,549	} 295,711
„ „ „ „ „ „ { No. 6,141,834 6,760,651 7,299,711 3,827,263 4,756,353					
Total Hides and Skins ... { Cwt. 111,394 108,073 112,836 70,580 63,160	} 619,748	} 490,369	} 711,906	} 393,071	} 362,287
„ „ „ „ „ „ { No. 6,624,579 7,091,297 7,665,505 3,925,050 4,879,706					

ABSTRACT TABLES.
IMPORTS.

No. 496
5-continued.

TOTAL QUANTITIES and VALUE of ARTICLES IMPORTED—continued.

ARTICLES.	QUANTITY.					VALUE.				
	1914-1915.	1915-1916.	1916-1917.	1917-1918.	1918-1919.	1914-1915.	1915-1916.	1916-1917.	1917-1918.	1918-1919.
Hops Cwt.	2	4	6	8	9	10	8	56	101	93
Horns, tips and pieces of Horn and Horn-meal	93	221	4	2	66	532	13	9
Instruments, Apparatus and Appliances and parts thereof—										
Electrical, other than telegraphic and telephone, not being machinery—										
Electric Fans and parts thereof Value.	60	136	40	7
Electric Lamps and parts thereof...	54	80	4	5	64
Electric Wires and Cables	2	833
Other sorts	247	391	41	109	217
Musical—										
Organs and Harmoniums, complete ... No.	9	4	2	1	102	22	19	18
Pianos and Piano Players, complete ...	7	2	1	1	173	93	67	67
Talking Machines	23	67	1	377	319	134	317	9
Records	120	906	1,213	8	119	166
Accessories	13	18	1
Other sorts, including parts of Musical instruments	75	14	36	156	169
Optical	7	89	99	6	6
Photographic	157	63	109	33	210
Scientific and Philosophical	71	10	166	33	12
Surgical	20	45	91	27	53
Other kinds	18	160	82	310	79
Total, Instruments, Apparatus and Appliances and parts thereof ... Value.	1,361	1,209	1,741	1,222	1,000
Ivory—										
Unmanufactured Lbs.	13,512	19,660	42,680	20,961	9,016	6,507	7,840	19,807	8,576	2,840
Manufactured Value.	9	36	171	37
Jewellery (excluding imitation jewellery and precious stones and pearls unset)—										
Jewellery Value.	63	453	40	1	290
Plate of Gold and Silver	35	483	50	77
Lac—										
Stick and Seed Cwt.	17	2	8	33	7	28
Shell and button	1	23
Other kinds (excluding lac dye)
Total, Lac ... Cwt.	1	17	2	8	23	33	7	28
Leather—										
Hides, tanned or dressed (Cwt. 164, No. 1,539)	164	47	441	67	223	759	236	1,944	142	857
Skins (Cwt. 400, No. 32,004)	400	680	363	354	2,965	4,171	3,759	3,431
Unwrought Cwt.	4	39	78	1	78	124	85	1
Manufactures (excluding boots and shoes and belting for Machinery)—										
Bags and Trunks Value.	41	59	118	54	74
Saddlery and Harness	149	39	149	67	90
Other sorts	217	227	206	98	599
Total Leather ... Value.	4,208	4,348	6,261	262	5,011
Liquors, including methylated and fermented spirits—										
Ale, Beer and Porter L.Gal.	104,591	104,042	6,016	7,160
Ale, and Beer In Bottles, Gal.	16,893	31,652	32,792	3,207	3,326	12,240
Ale, and Beer In Bulk, "	74,840	11,904	6,528	1,386
Stout and Porter In Bottles, "	2,163	2,731	6,016	509	1,034	2,520
Stout and Porter In Bulk, "	199	59
Cider and Other fermented liquor. ..	949	2,125	243	113	269	197	450	77	53	124
Spirit—										
Brandy (L.Gal. 3,063, Pt. 2,022)	3,063	3,647	3,843	2,465	1,905	1,176	1,384	2,043	1,570	1,872
Gin (L. 849, Pt. 690)	849	1,018	1,176	1,840	1,731	301	330	584	1,268	2,789
Liquents L. 213	213	312	304	173	247	222	414	261	195	555
Rum (L. 1,009, Pt. 1,753)	1,009	1,363	1,092	2,162	2,235	325	233	298	1,000	1,113
Whisky (L. 3,450, Pt. 2,927)	3,450	4,851	6,544	6,709	6,644	1,869	2,501	4,363	5,720	8,395

ABSTRACT TABLES.
IMPORTS.

497
No. 5—continued.

TOTAL QUANTITIES and VALUE of ARTICLES IMPORTED—continued.

ARTICLES.	QUANTITY.					VALUE.				
	1914-1915.	1915-1916.	1916-1917.	1917-1918.	1918-1919.	1914-1915.	1915-1916.	1916-1917.	1917-1918.	1918-1919.
Spirit present in drugs, medicines (L.Gal. or chemicals) (Pi. ..)	77	99	6	17	£	£	£	£	£
Spirit Perfumed L. ..	123	112	91	77	100	136	100	5	23
Spirit Methylated	799	640	592	30	1,160	121	91	117	6	389
Other sorts	250	294	301	223	304	314	603	551	486	1,276
Total, Spirit ... (L. ..) (Pi. ..)	10,458	12,136	13,851	13,695	14,485	4,675	5,954	8,463	10,656	16,930
Wines—										
Champagne and other sparkling wine ...L.Gal.	247	235	153	281	64	444	427	340	685	161
Port	293	473	341	550	428	201	267	225	417	422
Still red-wines, other than Port	1,930	1,427	748	241	599	350	335	353	74	357
Sherry, Madeira and Marsala	209	328	308	270	178	130	190	206	106	223
Still White Wines, other than Sherry, Madeira and Marsala	363	97	127	132	115	51	76	61
Other sorts, including Vermouth and Ginger wines	1,431	1,441	1,946	1,719	2,437	439	478	715	807	1,563
Total, Wines	4,473	4,001	3,623	3,041	3,638	1,669	1,704	1,614	2,129	2,827
Total, Liquors ... (L.Gal. (Pi. ..)	120,465	132,304	111,622	63,535	57,400	12,567	15,208	20,508	24,643	34,707
Machinery and Millwork—										
Prime-Movers (other than Electrical)—										
Others (excluding those for rail-ways) Value.	3,690
Others
Electrical Machinery of all kinds, not including Instruments, Apparatus, Appliances and parts thereof—										
Generators Value.	1
Motors	67	80
Other kinds	10	200	20
Machinery, not being Prime-Movers or Electrical Machinery—										
Aerated water-making machinery	69	6
Agricultural machinery
Boilers	433	73	320	36	923
Metal Working Machinery (including Machine tools)
Mining Machinery—										
Coal
Other sorts
Oil-crushing and refining Machinery.	168
Paper Mill Machinery
Refrigerating Machinery
Rice and Flour Mill Machinery	10	667
Saw Mill and Wood Working Machinery
Sewing and Knitting Machines and parts thereof—										
Sewing and Knitting Machines ... No.	580	419	627	639	970	1,609	1,003	1,809	1,833	2,335
Parts of Sewing and Knitting Machines and Accessories ... Value.	589	228	793	633	411
Sugar Machinery
Tea Machinery
Textile Machinery—										
Cotton
Jute
Other sorts
Typewriters—										
Typewriters ... No.	29	24	21	7	327	523	411	417	178
Parts and Accessories ... Value.	20	9	8	16
Other sorts of Machinery (excluding Printing Machinery)	2,558	1,952	4,575	2,245	2,343
Total, Machinery and Mill work ... Value.	5,713	4,082	6,100	6,035	10,445

ABSTRACT TABLES.
IMPORTS.

498

No. 5—continued.

TOTAL QUANTITIES and VALUE of ARTICLES IMPORTED—continued.

ARTICLES.	QUANTITY.					VALUE.				
	1914-1916.	1915-1916.	1916-1917.	1917-1918.	1918-1919.	1914-1916.	1915-1916.	1916-1917.	1917-1918.	1918-1919.
Manures—						£	£	£	£	£
Artificial and Mineral ... Tons.										
Bones	49			2		138			2	
Fish manures and guano	818	24	28	70		2,321	59	36	3	
Other kinds (excluding oil-cake)										
Total, Manures ... Tons.	867	24	28	72		2,443	59	36	5	
Matches—										
Safety Gross of Boxes.		168,847	68,035	20,123	62,053	2,799	12,734	7,326	3,858	10,632
Other sorts		81,937	13,700		1,300	2,464	7,157	1,563		277
Total, Matches ... Gross of Boxes.		250,784	81,735	20,123	63,353	5,263	19,891	8,889	3,858	10,909
Mats and Matting, except coir and rubber ... Sq. Yds.	368,788	529,162	378,078	316,270	673,444	3,340	3,780	3,103	2,988	7,415
Metals and Ores—										
Aluminium Cwt.	81	106½	50	3	3	623	914	711	107	60
Brass, Bronze and Similar Amalgams—										
Unwrought		160					80			
Wrought	481	675	272	225	259	1,634	1,697	1,031	761	617
Copper—										
Ore Tons.										
Old, for remanufacture Cwt.	108	230	47	29	73	244	344	149	128	206
Unwrought—										
Files, ingots, cakes, bricks and slabs										
Other sorts										
Wrought—										
Braziers and Sheets	271					1,183				
Mixed or yellow metal, for sheathing			15	4	2			85	5	12
Wire, excluding wire of Telegraph and										
Telephones										1
Other manufactures	262	195	277	15	56	1,198	1,068	1,154	109	491
Total, Copper (excluding Ore) ... Cwt.	641	425	269	44	130½	2,626	1,412	1,399	241	710
German Silver ... Cwt.	26		20			108		165		
Iron—										
Ore Tons.										
Pig	5	8	7		5	19	71	125		43
Manufactures—										
Angle, bolt and rod	2	13	13	1	11	23	81	19	22	443
Bars and channel	346	107½	80	27	29 2/20	3,679	1,203	2,080	580	802
Rice bowls										
Total, Iron (excluding Ore) ... Tons.	353	128½	87½	28	45 2/20	3,720	1,305	2,224	602	2,289
Iron or Steel—										
Anchors and cables Tons.	73	41½	22½	7½	5	623	839	621	301	281
Beams, pillars, girders and bridgework	201	7	8			2,036	90	150		
Bolts and nuts	8	15½	14	6	9	210	420	580	855	601
Hoops, and Strips	1	2	2		1	5	10	30		53
Nails, rivets and washers	68	69	131	44 2/20	83	1,164	1,526	4,335	2,406	1,866
Old, for remanufacture		1/20		1	6		1		3	46
Pipes and fittings, cast	14	12 2/20	29	20	4 3/20	327	250	429	29	168
Rails, chas and fish plates (excluding those for railways)										
Screws	17 2/20	3 2/20	1	20	1	27	172	76	93	88
Sheets and Plates—										
Galvanized	29	138	10		6 7/20	878	1,680	340		161
Tinned										
Not galvanized or tinned	237 2/20	70	154	15	71 1 1/20	1,661	635	2,648	568	2,392
Tubes and fittings, wrought	6 2/20	4 2/20	2	1 2/20	10	175	239	72	124	1,476
Wire	3 1/2	3	6	4	3 1 1/20	74	55	369	40	375
Other manufactures of iron or steel	41	42 2/20	42 2/20	13 2/20	6	1,145	1,263	1,805	715	794
Total, Iron or Steel ... Tons.	682 1/20	399 11 1/20	422 2/20	69 2/20	166 12 1/20	7,913	7,179	11,454	4,633	8,663

ABSTRACT TABLES.
IMPORTS.

No. 499
5-continued.

TOTAL QUANTITIES and VALUE of ARTICLES IMPORTED—continued.

ARTICLES.	QUANTITY.					VALUE.				
	1914-1915.	1915-1916.	1916-1917.	1917-1918.	1918-1919.	1914-1915.	1915-1916.	1916-1917.	1917-1918.	1918-1919.
Steel—						£	£	£	£	£
Angle and spring Tons.	47	3	8 ⁴⁵ / ₁₀₀	20	5	225	2	426	13	175
Bars and channel "	211	18 ¹¹ / ₂₀	6	1	2	2,148	161	171	21	51
Cast "	3	3	1	1	...	43	34	34	22	...
Ingots, blooms, billets and slabs "	1	2
Total, Steel— ... Tons.	261 ¹ / ₂	17 ¹¹ / ₂₀	32 ⁵ / ₁₀₀	22 ¹ / ₁₀	7	2,423	197	631	56	186
Lead—										
Unwrought—										
Ore Tons.
Pig Cwt.	201	20	202	17
Other sorts "
Wrought—										
Sheets, pipes and tubes "	57	5	32	...	4	47	8	33	...	11
Sheets for tea chests "
Other sorts "	4 ³⁶ / ₁₀₀	1	5	2
Total, Lead (excluding Ore) ... Cwt.	202 ³⁶ / ₁₀₀	5	32	...	25	254	8	33	...	30
Quicksilver Lbs.	392	112	877	7	30	121
Solder Cwt.	50	1 ⁷² / ₁₀₀	5	60	18	38
Tin—										
Unwrought (black ingots, bars and slabs).	4	...	203	35	...	1,743
Wrought, including plates or sheets, not being tinned iron "	1,022	1,200	1,720	41	35	1,400	1,806	3,080	137	327
Total, Tin "	1,022	1,200	1,723	41	240	1,400	1,806	4,015	137	3,110
Zinc or Spelter—										
Unwrought Cwt.	...	2,780	3	...	600	20
Wrought or manufactured "	214	198	98	58	42	316	425	268	30	169
Other sorts "
Total, Zinc or Spelter "	214	2,978	98	58	45	316	925	268	30	169
Metals, Unenumerated Cwt.	764	922	999	119	74	903	1,257	1,426	190	210
Ores, Unenumerated Tons.
Total, Metals (excluding Ores) ... Tons.	1,474	872 ⁶³ / ₁₀₀	716 ⁷²² / ₁₀₀	143 ¹⁹¹ / ₁₀₀	247 ¹⁴⁷ / ₁₀₀	23,045	16,957	23,487	6,756	13,495
Total, Ores ... Tons.
Total, Metals and Ores ... Tons.	1,474	872 ⁶³ / ₁₀₀	716 ⁷²² / ₁₀₀	143 ¹⁹¹ / ₁₀₀	247 ¹⁴⁷ / ₁₀₀	23,045	16,957	23,487	6,756	13,495
Motor Cars and Motor Cycles and parts thereof—										
Motor Cars No.	30	60	85	...	2	4,943	7,153	7,000	...	400
Lorry Motor "	1	1	...	800	226	...
Motor Cycles "	6	11	87	1	1	203	520	1,370	20	60
Motor Wagons "	1	1	860	1,000	...
Parts of Motor Cars, etc., and Accessories (excluding rubber-tyres) Value.	1,176	2,077	3,608	1,579	2,344
Total, Motor Cars, etc. ... Value.	7,122	9,750	12,628	2,825	3,804
Oils—										
Animal Gals.	5,498	13,635	1,634	894	234	226	521	72	99	20
Essential "	897	1,901	2,399	1,006	1,051	304	1,506	071	872	405
Mineral—										
Fuel oils "
Kerosene—										
In bulk "
In tins "	1,129,372	1,437,744	686,304	661,568	176,373	46,778	62,610	35,725	40,088	15,667
Lubricating oils "	25,775	16,000	22,518	12,481	18,652	2,368	2,536	2,646	3,087	4,478
Petroleum, dangerous (Benzene, Benzol, Petrol and other motor spirit) "	69,830	134,048	23,993	8,177	20,237	3,979
Paints, solutions and compositions, dangerous "	46	3	7	8
Other kinds "	64,273	78,403	420	5,806	6,259	126
Total, Mineral Oil ... Gals.	1,219,468	1,534,206	667,702	708,097	214,839	54,089	71,407	46,548	63,302	24,478

ABSTRACT TABLES.
IMPORTS.

500
No. 5—continued.

210809

TOTAL QUANTITIES and VALUE of ARTICLES IMPORTED.

ARTICLES.	QUANTITY.					VALUE.				
	1914-1915.	1915-1916.	1916-1917.	1917-1918.	1918-1919.	1914-1915.	1915-1916.	1916-1917.	1917-1918.	1918-1919.
Oils—continued—						£	£	£	£	£
Vegetable, non-essential—										
Castor Gals.	1,816	854	1,345	1,381	80	314	180	281	284	26
Cocunut "	9,281	6,780	6,479	23,554	5,380	1,644	987	1,208	4,510	1,488
Cotton seed "	132	32
Groundnut "
Linseed "	4,277	6,297	5,371	2,395	2,725	492	649	1,017	510	784
Mustard or Rape "	160	322	783	380	200	23	60	127	50	47
Scamum (oil or jinjilli) "	49,708	37,837	19,558	7,722	1,111	6,736	4,476	2,383	1,304	197
Other sorts "	34	695	403	300	6	216	60	167
Total Oils, Vegetable, non-essential	65,498	51,685	34,319	34,232	9,636	9,247	6,677	5,076	9,667	2,699
Total, Oils	1,300,650	1,601,517	695,953	744,328	235,020	63,840	80,101	53,597	71,020	27,602
Oilcakes Cwt.	540	2,738	1,058	653	5	169	1,233	401	177	8
Oil-cloth and Floor-cloth Sq. yds.	2,778	2,078	1,484	1,855	1,604	183	161	163	150	245
Opium Lbs.	240	61	100	140
Packing—Engine and Boiler—of all kinds, including Asbestos Value.	43	447	642	607	138
Paints and Painters' materials—										
Paints and Colours—										
Barytes Cwt.
White and red lead "	652	814	460	211	219	933	450	1,143	466	1,384
Other sorts "	1,550	1,010	914	452	939	3,054	1,940	3,430	1,755	3,933
Painters' Materials (other than Paints and Colours)—										
Turpentine "	66	65	149	35	10	80	68	301	133	59
Other kinds "	103	203	350	151	350
Total, Paints and Colours Value.	4,270	2,086	5,224	2,506	5,731
Paper and Pasteboard—										
Paper—										
Packing paper Cwt.	10,484	11,460	4,321	755	189	4,040	5,513	6,469	1,087	740
Printing paper "	34	39	29	69	144	136	193	501
Writing paper and envelopes Value.	1,037	978	1,300	2,599	3,659
Other kinds of paper (including paper manufacturers) Cwt.	209	232	1,156	691	285	812	1,114	5,952	3,865	2,097
Pasteboard, millboard and cardboard of all kinds "	107	85	106	45	214	161	147	629	317	44
Total, Paper and Pasteboard Value.	6,080	7,595	15,066	8,830	7,044
Paper making materials—										
Pulp of wood or other materials Cwt.
Rags and other materials "	4	7	13	10	8	17
Total, Paper making materials	4	7	13	10	8	17
Paraffin wax Cwt.
Perfumery (not being perfumed spirits) Value.	5,135	5,945	6,565	4,739	4,739
Pitch, Tar and Dammer Cwt.	1,543	741	652	207	630	489	236	452	106	723
Plants, living, including Bulbs and seeds for sowing Value.	23	13	9	21
Polishes—										
Polishes and compositions for application to leather Value.	117	149	272	408	577
Polishes and compositions for application to metals "	147	142	195	465	400
Total, Polishes	264	291	467	873	1,037
Precious Stones and Pearls, unset	7,152	6,920	22,060	7,368	6,830
Printing and Lithographing machinery and materials (excluding paper)—										
Printing and Lithographing presses Value.	7	2
Printing type Cwt.	1	7	5	1	15	74	73	5
Other materials Value.	7	33	7	7	17
Total, Printing and Lithographing machinery and materials	29	109	7	60	22

TOTAL QUANTITIES and VALUE of ARTICLES IMPORTED—continued.

ARTICLES.	QUANTITY.					VALUE.				
	1914-1915.	1916-1916.	1916-1917.	1917-1918.	1918-1919.	1914-1915.	1916-1916.	1916-1917.	1917-1918.	1918-1919.
Prints, Engravings and Pictures—										
Photographs and picture post-cards ... Value.	£ 72	£ 134	£ 130	£ 53
Others	8	23	18	60	3
Total, Prints, Engravings and Pictures	80	157	148	113	3
Provisions and Oilman's stores—										
Bacon and Ham Lbs.	26,493	30,822	21,191	5,799	2,768	1,303	1,742	1,226	331	313
Biscuits and Cakes	65,065	126,712	124,603	17,685	11,033	2,660	3,502	5,230	943	853
Butter (including canned)	64,161	75,063	99,900	37,660	33,187	3,056	3,430	5,230	2,324	2,532
Cheese (including canned)	19,258	25,002	14,126	1,640	603	752	1,121	622	153	88
Cocoa and Chocolate	9,200	15,807	29,650	2,242	2,103	506	910	1,496	157	213
Farinaceous and patent foods Cwt.	171	518	387	186	215	322	708	794	494	622
Ghee Lbs.	1,056,748	1,123,630	789,266	476,919	350,909	34,149	37,885	29,190	19,955	10,077
Jams and Jellies	49,444	73,055	41,045	2,542	1,698	1,078	1,409	1,244	97	76
Lard	760	3,233	2,702	262	31	109	157	19
Milk, condensed and preserved, including Milk cream	98,335	159,783	455,355	27,064	12,668	2,026	3,860	14,082	1,066	603
Pickles, Chutnies, Sauces and Condiments. Cwt.	215	327	450	176 ⁴² / ₁₁₂	207 ¹ / ₂	470	792	1,467	704	889
Vinegar (excluding bottled Venegar)	528	714	647	488	390	240	373	387	540	307
Other sorts of Provisions—										
Canned and bottled provisions (not specified elsewhere)	6,923	5,712	6,189	2,006	2,040	12,700	11,732	17,823	8,310	9,564
Others	7,209	8,038	6,433	4,142	846	6,262	15,071	8,801	5,873	2,000
Total, Provisions and Oilman's stores ... Value.	65,582	82,933	86,628	41,022	38,230
Railway plant and Rolling stock—										
Carriages and Wagons and parts thereof . Value.
Locomotive Engines and tenders and parts thereof
Materials for construction—										
Bridge work Cwt.	4	2
Rails, chairs and fishplates of steel or iron
Sleepers and keys of steel or iron
Sleepers of wood	10	10	13	10
Other kinds of materials
Total, Railway plant and Rolling stock. Value.	15	10
Rubber—										
Raw Cwt.	2	40	10	299
Manufactures—										
Tyres for motors and motor cycles ... Nos.	632	1,293	1,234	2,334	2,977	3,977	4,251	4,516
Tubes	218	774	1,154	223	646	1,183
Other manufactures (except apparel and books and shoes)	205	333	803	183	106
Total, Rubber	3,049	3,609	5,003	5,082	6,170
Salts Tons.										
.....	3	3	10	8	40	31	64	122	133	265
Seeds—										
Oil-seeds—										
Essential Cwt.	1,258	3,031	4,283	2,637	2,109	1,460	3,940	7,242	6,017	3,927
Non-essential										
Castor	129
Copra or cocoanut kernel	139	145	111	7,353	132	183	274	16,263
Cotton	10,371	11,304	8,873	5,175	6,641	3,672	3,838	3,471	3,077	4,403
Groundnuts	2,959	2,383	1,967	1,307	3,564	2,163	1,507	1,491	1,227	5,195
Linseed	9	8	3,650	2,637	3,984	8	4	291	135	3,322
Mustard	10	12	20	11	19	9	12	25	13	2
Poppy	23	33	36	14	23	28	37	45	22	30
Rape	2	3	1	1
Sesamum (til) or jibjilli	44,640	22,143	27,950	32,172	16,048	33,516	17,103	23,435	32,262	19,344
Tea
Others	953	66 ⁴⁰ / ₁₁₂	12	88	6	1,022	215	17	473	10
Other than oil-seeds	40	40	695	801	463	31	18	454	922	697
Total, Seeds ... Cwt	60,352	39,178 ⁴⁰ / ₁₁₂	47,411	44,693	40,230	47,045	26,922	36,600	41,351	51,300

ABSTRACT TABLES.
IMPORTS.

502
No. 5—continued.

TOTAL QUANTITIES and VALUE of ARTICLES IMPORTED—continued.

ARTICLES.	QUANTITY.					VALUE.				
	1914-1915.	1916-1916.	1916-1917.	1917-1918.	1918-1919.	1914-1915.	1916-1916.	1916-1917.	1917-1918.	1918-1919.
	£	£	£	£	£	£	£	£	£	£
Shells and Cowries—										
Cowries Cwt.	201	194	352	209	582	715	1,005	706	313	310
Shells—										
Shells (chanks, sankhli, large ornamental shells, cowries, mother-of-pearl shells and oyster shells)	5,912	3,949	3,573	1,552	344	16,463	7,183	9,429	2,188	573
Tortoise-shell (including nakhli or nakli) Lbs.	17,770	24,079	12,472	6,501	4,734	1,892	1,904	847	1,314	879
Total, Shells and Cowries ... Value.	18,049	8,87	10,982	3,815	1,762
Ships, parts of (including launches and boats) Value.	1,830	467	497	240	1,333
Smokers' requisites (excluding tobacco)	729	305	332	289	3,907
Soap—										
Household and laundry soap in bars or tablets Cwt.	6,486	7,732	15,952	4,145	2,830	9,684	12,870	30,510	8,210	29,479
Toilet soap	139	101	203	191	253	462	467	879	1,051	2,007
Others	124	44	54	26	49	159	59	129	76	194
Total, Soap ... Cwt.	6,749	7,877	16,209	4,362	3,132	10,305	14,196	31,518	9,337	31,770
Specimens illustrative of natural science Value.	2,319	1,093	4,475	1,407	2,807
Spices—										
Betelnuts Lbs.	53,294	43,176	47,456	39,550	42,278	824	703	841	792	1,014
Cardamoms	31,033	69,288	24,900	202,234	77,616	3,124	5,776	2,007	14,729	4,469
Casia	110,480	217,644	311,138	304,916	131,488	1,303	2,907	4,242	10,036	4,551
Chillies	179,693	181,244	149,016	142,996	232,752	2,062	2,189	1,860	2,137	7,010
Cinnamon	5,086	20,104	62,222	79,293	83,769	57	243	1,518	2,539	2,685
Cloves	181,204	405,388	353,276	407,933	434,946	3,186	6,143	8,471	14,063	16,920
Ginger	1,757,508	1,592,943	2,518,670	2,063,714	2,152,304	16,876	19,354	41,695	47,727	45,946
Nutmegs	28,340	728	5,964	10,416	4,648	390	18	134	318	163
Pepper	380,968	551,423	279,720	1,239,636	987,336	7,658	13,651	9,036	54,344	34,495
Other sorts	2,100	1,176	617	1,372	9,072	52	18	14	39	144
Total, Spices ... Lbs.	2,676,307	3,083,634	3,703,067	4,663,062	4,206,199	35,543	51,002	69,718	140,097	118,098
Starch and Farina Cwt.	4,357	2,188	423	1,203	1,414	2,994	1,714	659	3,176	2,897
Stationery (excluding paper) Value.	2,308	1,494	3,332	3,000	7,710
Sticks and Whips	108	125	265	160	152
Stone and Marble—										
Stone and marble Cwt.	54	30	31	629	107	18	20	395
Articles of stone and marble	459	205	217	45	30	229	234	249	80	33
Total, Stone and marble ... Cwt.	513	205	247	67	659	336	234	267	100	418
Sugar—										
Sugar, Refined Cwt.	94,099	76,634	102,289	79,652	48,543	64,439	95,329	141,018	120,452	69,604
.. Unrefined	2,392	2,547	1,963	589	3,027	2,320	2,910	3,150	669	4,461
Molasses	50	29	30	46
Confectionery	2,836	2,123	894	118	695	4,135	4,463	2,928	384	2,431
Saccharin Lbs.
Total, Sugar ... Cwt.	99,327	81,204	105,196	79,385	52,265	90,854	102,702	148,126	121,760	76,907
Tallow and Stearine (including grease and animal fat) Cwt.	663	262	420	458	167	1,000	384	853	746	472
Tea—										
Black Lbs.	216,077	559,198	528,367	189,283	187,639	8,139	24,061	24,007	10,430	10,122
Green	358	128	66	186	30	5	7	15
Total, Tea ... Lbs.	216,435	559,326	528,433	189,469	187,639	8,169	24,067	24,014	10,445	10,122
Tea-chests, entire or in sections—										
Of iron or steel or other metal No.
Of wood
Total, Tea-chests, &c. ... Value.

TOTAL QUANTITIES and VALUE of ARTICLES IMPORTED—continued.

ARTICLES.	QUANTITY.					VALUE.				
	1914-1915.	1915-1916.	1916-1917.	1917-1918.	1918-1919.	1914-1915.	1915-1916.	1916-1917.	1917-1918.	1918-1919.
Telegraphs, materials for construction and accessories Value.	£ 946	£ 328	£ 2,718	£ 505	£ 3,259
Telephone, materials for construction and accessories "	£ 52	£ 13	£ 6
Textiles—										
Cotton—										
Raw Cwt.	696	718	387	616	711	1,163	1,292	953	1,532	1,882
Waste "	171	88	233	130	269	325	13	485	249	852
Twist and Yarn—										
Mule and water Nos. 1-10 Lbs.	875,874	1,248,890	209,166	1,08,800	373,400	25,617	34,800	7,122	8,462	31,705
" Nos. 11-15 "	243,378	10,603
" Nos. 16-20 "	470,202	729,636	22,000	184,370	10,340	26,592	1,680	10,177
" Nos. 21-25 "	2,800	2,400	2,018	80	117	67
" Nos. 26-30 "	2,000	6,500	90	280
" Nos. 31-40 "	171,835	165,550	14,700	1,500	2,225	10,319	9,292	983	290	148
" Nos. 41-50 "	5,956	20,370	487	2,587
" above No. 50 "	5,100	14,100	494	1,154
Orange, red and other colours—										
Orange, red and other colours Nos. 1 to 20 Lbs.	72,623	98,550	5,950	38,250	70,900	3,506	4,467	279	3,459	7,032
Orange, red and other colours Nos. 21-25 "	2,000	2,000	1,310	67	87	100
Orange, red and other colours Nos. 26-30 "	29,800	10,500	125	1,167	577	7
Orange, red and other colours Nos. 31-40 "	22,650	28,808	20,360	7,000	13,000	1,339	1,792	1,372	83	1,807
Orange, red and other colours Nos. 41-50 "	600	2,000	27	333
Orange, red and other colours above No. 50 "	300	300	5,340	17	87	401
Unspecified description of Twist and Yarn "	31,079	214,268	220,084	829,770	3,277,707	1,933	9,021	8,561	63,178	335,407
Total, Twist and Yarn ... Lbs.	1,091,128	2,522,798	736,075	1,008,430	3,941,232	55,459	68,243	20,969	78,032	399,280
Manufactures—										
Blankets Lbs.	25,184	34,072	268,070	104,371	36,559	1,029	1,201	5,821	2,726	1,875
Canvas Yds.	42,763	48,192	59,792	13,324	6,163	1,538	1,781	2,828	1,075	1,117
Handkerchiefs and shawls in the piece ... No.	942,270	217,571	361,553	822,287	627,465	6,684	4,234	6,561	9,009	20,643
Hosiery Value.	532	690	2,430	1,827	8,308
Lace and patent net Yds.	472,050	503,167	679,142	638,634	106,124	2,784	4,665	3,258	1,090	2,002
Piece-goods—										
Grey (unbleached)—										
Chadars Yds.	1,363,716	5,284,768	6,136,631	3,117,735	1,160,252	16,738	63,967	78,494	44,809	26,568
Dhulis, saries and scarves "	26,312	83,340	190,850	39,608	16,000	308	954	2,395	631	400
Drills and Jeans "	674,070	1,633,390	1,520,600	1,528,203	1,469,700	10,191	21,673	25,963	52,246	48,872
Jaconets including Madapollams, Mulls and Cambrics "	70,500	118,650	287,900	416	28,000	838	605	1,617	8	1,000
Longcloth and shirtings "	1,372,168	4,478,655	19,653,361	2,101,064	763,461	16,724	40,175	278,341	49,288	21,608
Printers "	6,000	95
Sheetings "	30,063,921	46,689,362	64,003,711	13,451,974	12,214,305	373,946	520,567	817,854	319,722	418,374
T. Cloth and Domestics "	75,000	26,270	897	445
Unspecified descriptions "	50,005	1,025,528	5,500,797	10,062,485	18,876,390	446	11,569	75,457	307,408	615,128
Total, Grey (Unbleached) "	33,630,782	60,319,193	87,468,600	31,227,705	34,668,128	416,781	659,693	1,281,177	773,418	1,127,536
White (bleached)—										
Chadars Yds.	178,489	258,675	326,186	103,360	197,876	2,520	3,497	5,753	3,293	6,559
Checks, Spots and stripes "	313,927	164,140	163,314	369,592	262,767	3,637	2,280	3,038	7,245	9,619
Dhulis, saries and scarves "	369,670	319,037	441,522	228,752	833,069	6,670	5,522	7,044	7,368	25,470
Drills and Jeans "	401,755	325,892	144,628	289,103	236,648	6,649	4,590	2,933	24,524	11,120
Jaconets, Madapollams, Mulls, Cambrics and Muslins "	261,496	375,086	1,163,913	560,162	2,297,256	3,212	5,029	14,063	11,933	61,289
Longcloth and shirtings "	2,304,371	3,146,215	5,961,023	3,306,386	1,831,127	29,656	43,051	93,023	63,318	67,013
Nainsooks "	2,000	10,700	63,718	95,424	94,850	27	93	842	1,596	2,704
Sheetings "	312,668	34,628	501,900	114,720	109,400	3,780	434	7,913	3,022	3,307
T. Cloth and domestics "	6,310	2,188	944	694	201	60	23	77
Twills "	1,882	13,841	21,000	65,720	41	202	1,213	3,303
Unspecified descriptions "	164,110	351,242	397,163	441,280	1,153,814	2,345	5,135	5,858	13,974	65,939
Total, White (bleached) "	4,284,786	5,109,927	9,097,531	5,640,893	6,912,417	53,677	69,762	140,703	132,568	328,623

ABSTRACT TABLES
IMPORTS.

504
No. 5—continued.

TOTAL QUANTITIES and VALUE of ARTICLES IMPORTED—continued.

ARTICLES.	QUANTITY.					VALUE.				
	1914-1915.	1915-1916.	1916-1917.	1917-1918.	1918-1919.	1914-1915.	1915-1916.	1916-1917.	1917-1918.	1918-1919.
Textiles—continued.										
Coloured, printed or dyed—										
Cambrics, including Madapollams, Mus- lins, Mulls and Jaconets ... Yds.	174,996	62,168	151,532	44,562	270,371	1,950	623	2,823	1,001	7,012
Chadars	650,011	463,380	1,434,037	504,151	2,279,030	9,346	6,103	20,747	16,429	75,811
Checks, spots and stripes	803,320	780,298	483,688	282,666	537,004	4,511	12,368	7,276	6,979	18,393
Dhatis (including lungis)	976,905	664,306	1,029,346	640,990	1,517,333	16,035	11,570	16,677	15,542	74,208
Drills and Jeans	55,048	74,193	539,338	376,173	274,552	1,288	2,160	13,636	10,911	14,905
Prints and Chintz	853,448	1,003,553	1,758,150	1,521,548	1,449,007	12,421	16,392	33,055	36,494	56,053
Saries and Scarves	900,806	554,246	1,296,165	814,738	1,129,030	15,717	9,590	24,937	22,089	41,962
Shirtings	106,659	91,144	451,175	426,188	321,435	1,634	1,255	8,165	8,516	9,371
Twills	6,311	14,116	25,030	223	422	1,304
Unspecified descriptions	1,868,305	2,943,484	5,799,879	6,020,303	10,019,424	24,868	43,430	102,685	154,368	235,927
Total, Coloured	5,694,499	6,726,362	12,910,801	10,554,495	17,922,335	87,780	102,526	230,123	273,277	634,661
Pents of all descriptions Yds.	29,004	18,579	620	389
Total, Piece-goods	43,590,067	71,055,982	109,487,022	47,423,093	59,432,460	565,238	830,881	1,653,003	1,179,257	1,980,678
Rope Lbs.	3,668	5,180	10,118	4,424	7,052	143	140	257	151	389
Thread sewing	23,773	33,192	60,063	21,352	72,320	1,357	2,299	4,962	1,924	9,310
Towels in the piece Yds.	5,863	10,423	10,353	5,172	7,675	191	344	337	300	443
Other sorts of manufactures Lbs.	16,527	59,031	108,030	125,113	54,080	2,425	2,410	3,830	4,694	3,076
Total, Cotton Goods, including Twist and Yarn Value.	637,280	636,978	1,712,336	1,280,705	2,430,130
Flax—										
Raw Lbs.
Twist and Yarn
Manufactures—										
Bags and Sacks Nos.	422	250	1,204	11	9	100
Canvas Yds.	6,030	30	4,370	600	3,632	202	9	307	81	800
Piece-goods	819	55
Thread sewing Lbs.
Other sorts	10,387	1,036	23,111	1,670	2,556	329	117	1,059	113	199
Total, Flax (including Twist and Yarn) Value.	597	129	1,472	194	999
Haberdashery and Millinery	976	833	447	191	964
Hemp—										
Raw Cwt.	29	178	124	29	165	162	133	43
Manufactures (excluding cordage)—										
Bags and Sacks Nos.
Cloth Yds.
Manufactures Cwt.	13	33
Total, Hemp manufactures ... Value.	33
Jute—										
Raw Cwt.	642	1,232	670	1,250	1,183	535	928	962	1,629	2,608
Twist and Yarn Lbs.
Manufactures—										
Canvas Yds.	422	70
Gunny bags Nos.	642,739	1,478,440	733,520	930,048	513,452	17,496	37,987	24,912	43,185	27,676
" cloth Yds.	37,730	10,800	63,767	10,250	746	633	1,519	260
Rope and Twine Cwt.	594	542	435	122	1,498	1,171	1,169	902	553	6,371
Other kinds	39	23	3	2	144	43	3	9
Total, Jute (including Twist and Yarn) ... Value.	19,559	30,632	27,333	43,741	34,376

TOTAL QUANTITIES and VALUE of ARTICLES IMPORTED—continued.

ARTICLES.	QUANTITY.					VALUE.				
	1914-1915.	1915-1916.	1916-1917.	1917-1918.	1918-1919.	1914-1915.	1915-1916.	1916-1917.	1917-1918.	1918-1919.
Textiles—continued.										
Silk—										
Raw Lbs.	3,158	1,000	320	2,380	11,482	703	404	158	567	6,374
Waste
Yarn, nolls and warps	770	450
Manufactures—										
Goods of silk mixed with other materials Yds.	6,004	4,918	22,751	29,500	55,554	289	161	908	1,647	3,803
Silk—piece-goods	94,459	63,716	64,263	46,369	127,003	5,873	4,900	5,532	5,103	11,818
Thread for sewing Lbs.	1,566	459	415	373	7,184	448	134	171	173	2,792
Other sorts	2,108	5,748	2,333	3,001	5,753	413	940	485	1,167	1,088
Total silk (including yarn) Value	7,023	6,144	7,156	8,080	19,569
Wool—										
Raw Lbs.	30	40	163	8	1	3
Yarn and knitting wool	1,138	330	16	98	26	5
Manufactures—										
Brads Lbs.
Carpets and Rugs	85,793	79,165	96,796	69,241	52,693	2,519	5,098	6,555	4,338	3,721
Hostery	57	310	431	377	1,491	21	50	60	65	443
Piece-goods Yds.	16,635	8,728	5,235	10,769	6,652	946	1,043	623	1,578	1,294
Shawls Nos.	1,186	476	16	164	133	7
Other sorts Lbs.	2,032	7,156	2,616	55	1,486	131	459	162	4	110
Total Wool (including yarn) Value	3,710	6,814	7,559	5,692	5,588
Total Textile raw materials	2,971	2,985	2,077	4,013	11,719
Total value of yarns and textile fabrics	668,109	993,265	1,756,336	1,388,753	2,402,081
Tobacco—										
Unmanufactured Lbs.	9,831,156	8,716,719	8,670,844	10,355,088	10,027,403	144,965	133,024	154,135	281,478	290,039
Manufactured—										
Cigars	7,794	13,288	5,631	2,400	3,257	637	1,214	731	415	574
Cigarettes	21,532	67,451	262,309	204,953	246,073	2,909	5,908	27,714	28,397	37,049
Other sorts	40,863	68,984	141,690	45,763	40,539	2,322	8,768	9,950	5,414	4,320
Total, Tobacco	9,894,355	8,856,442	9,080,474	10,608,204	10,317,370	151,533	144,004	192,580	315,702	332,782
Toilet requisites (not specified elsewhere) Value.										
.....	493	719	1,006	2,015	3,737
Toys and requisites for games and sports, including fishing tackle—										
Toys Value.	666	656	247	325	319
Requisites for games, etc., (excluding fire-arms)—										
Playing cards Value.	240	453	393	273	593
Other sorts	178	261	177	563	374
Total, Toys and requisites for games and sports	1,082	1,375	817	1,161	1,285
Umbrellas and Umbrella-fittings—										
Umbrellas, complete (including parasols and sunshades) Nos.	10,889	7,224	4,390	3,235	5,351	1,262	489	378	403	837
Umbrella fittings Value.
Total Umbrellas and umbrella fittings	4,390	5,351	1,262	489	378	403	837
Wax of all kinds, other than paraffin wax (excluding candles) Cwt.										
.....	1,304	481	1,378	4,342	1,191	9,691	2,981	7,329	38,437	7,391
Wood and Timber—										
Timber, other than railway sleepers—										
Deal and pine wood Cub. tons.	311	51	213	1	12	855	427	2,144	20	102
Jarrah wood
Teak wood	17	68	45	5	15½	304	718	661	106	343
Other timber	2,255	1,744	2,378	794	1,283	9,084	4,959	9,980	7,591	9,032
Total Timber other than railway sleepers	2,483	1,863	2,635	800	1,290½	10,243	6,104	12,814	7,717	8,503

ABSTRACT TABLES.
IMPORTS.

506

No. 5—continued.

TOTAL QUANTITIES and VALUE of ARTICLES IMPORTED—continued.

ARTICLES.	QUANTITY.					VALUE.				
	1914-1915.	1915-1916.	1916-1917.	1917-1918.	1918-1919.	1914-1915.	1915-1916.	1916-1917.	1917-1918.	1918-1919.
Wood—						£	£	£	£	£
Fire Wood ... Tons	2,520	4,359	5,803	4,331	2,844	1,604	2,626	4,949	4,241	3,430
Ornamental wood—										
Ebony ... Value.	2
Sandal	542	1,054	819	241	647
Other kinds
Total, Ornamental	544	1,054	819	241	647
Manufacture of wood, other than furniture and cabinet ware ... Value.	559	264	373	319	394
Total, Wood	13,049	18,055	12,418	13,074
Articles imported by post ... Value.	37,800	36,534	32,753	111,248	32,965
All other articles of merchandise—										
Unmanufactured ... Value.	980	603	838	664	2,144
Manufactured	2,760	2,231	2,075	901	2,756
Grand Total Value of Merchandise imported (exclusive of Government Stores) ... Value.	3,137,652	3,500,039	4,860,806	4,064,758	5,185,309
Treasure—										
Gold ... Value.	59,325	44,206	83,201	65,637	39,399
Silver	320,912	224,467	350,942	267,452	141,106
Total, Value of Private Treasure	410,747	268,663	434,143	333,039	180,476
Grand Total, Private Merchandise and Treasure ... Value.	3,538,399	3,768,702	5,294,749	4,397,847	5,365,614

TOTAL QUANTITIES and VALUE of ARTICLES EXPORTED.

ARTICLES.	QUANTITIES.					VALUE.				
	1914-1915.	1915-1916.	1916-1917.	1917-1918.	1918-1919.	1914-1915.	1915-1916.	1916-1917.	1917-1918.	1918-1919.
Animals, living—						£	£	£	£	£
Cattle (excluding sheep and goats) ... Nos.	97	127	157	28	48	198	184	194	26	153
Horses	12	4	2	2	8	268	87	37	13	35
Sheep and goats	1,601	1,131	709	19	32	671	533	424	7	13
Other kinds	167	65	29	33	60	331	233	56	61	102
Total, Animals living ... Nos.	1,977	1,327	895	82	152	2,369	1,042	711	106	303
Apparel (including drapery, uniforms, and accoutrements, but excluding hosiery and boots and shoes) ... Value.	2,918	4,491	6,975	6,880	5,901
Arms, ammunition, and military stores	600	2,379	2,739	375	320
Art, works of	310	195	74	103	41
Books printed, and printed matter (not being stationery) including maps and charts Cwts.	183	243	295	163	185	1,471	1,502	1,301	884	1,509
Boots and shoes Pairs.	4,689	6,026	15,943	10,349	10,280	480	799	1,639	1,367	1,644
Building and Engineering materials, other than of iron, steel, or wood—										
Bricks Nos.	800	100	100	9	1	3
Chalk and lime Cwt.	899	154	2	75	1	108	19	5	19	2
Pipe of Earthenware Cwt.	1	3
Tiles Nos.	1,634	13,800	100	667
Other kinds Cwt.	860	989	815	1,770	1,185	109	442	308	638	659
Total value of Building and Engineering materials ... Value.	384	461	314	657	1,333
Candles of all kinds Lbs.	158,239	115,076	88,122	80,292	77,912	2,341	1,933	1,973	2,318	3,315
Canes and rattans Cwt.	88½	52	80½	70	413½	106	90	144	304	1,769
Carriages and carts (excluding railway carriages), and parts thereof—										
Carriages and carts Nos.	44	45	31	25	30	1,813	2,177	1,254	1,002	611
Parts of carriages and carts ... Value.	168	475	115	269	128
Total, Carriages and carts ... Value.	1,471	2,652	1,369	1,271	739
Chemicals and chemical preparations (excluding chemical manures and medicines)—										
Alum Cwt.	20½	80	20	33	61	10	79	31	109	100
Potassium compounds—										
Saltpetre
Other sorts	13	13
Soda compounds—										
Borax	1	3	2½	3½	1	7	25	11
Other sorts	30	247	146	140	801	120	139	72	109	530
Other sorts of chemicals	5,503	8,370	5,001	7,418	29,186
Total of Chemicals ... Value.	5,642	8,579	5,111	7,655	29,540
Coal, coke, and patent fuel—										
Coal Tons.	30	92	40	152	53	151	230	1,020
Patent fuel	16	23½	29	49	78	139
Total, Coal, coke, and patent fuel ... Tons.	46	115½	69	152	101	230	369	1,020
Coffee Cwts.	101,040	128,172	83,453	127,430½	85,287	376,426	506,802	231,339	440,629	305,800
Coir—										
Unmanufactured	62	3	30	178	68	7	70	313
Manufactured	169	45	46	5	273	54	60	8
Coral Lbs.	½	24	1	15
Cordage and rope of vegetable fibre (excluding jute and cotton) ... Cwt.	457½	845	1,451	405	817	403	1,008	1,868	1,422	867
Drugs and medicines (excluding chemicals and narcotics)—										
Aloes Cwts.	301	104	220	219	68½	451	120	618	451	273
Assafetida	70	104	61	105	150½	211	303	193	453	1,399
Camphor Lbs.	84	8	7	3
Galangal Cwt.	244	64	228	379	10	194	73	296	436	19
Quinine salt, other sorts Lbs.	8	47	8½	8	16	8
Senna Cwt.	142	977	4,617	1,922	145	275	1,249	9,023	1,856	469
Other sorts of drugs and medicines ... Value.	3,973	3,622	4,701	5,063	6,984
Total, Drugs and Medicines ... Value.	5,111	6,458	14,840	8,015	9,143

ABSTRACT TABLES.
EXPORTS.

508
No. 6—continued.

TOTAL QUANTITIES and VALUE of ARTICLES EXPORTED—continued.

ARTICLES.	QUANTITIES.					VALUE.				
	1914-1915.	1915-1916.	1916-1917.	1917-1918.	1918-1919.	1914-1915.	1915-1916.	1916-1917.	1917-1918.	1918-1919.
Dyeing and Tanning Substances—						£	£	£	£	£
Indigo ... Cwts.	517	70	74½	40	32	10,403	1,352	3,072	1,407	890
Myrobalsams			2	½				1	1	
Safflower	783	849	349	701½	778½	5,088	2,983	2,660	6,814	7,024
Turmeric	849	975	818	3,425	4,858	852	951	1,032	8,204	9,010
Other sorts (including lac-dye)	615	436	628	110	84	2,390	1,697	2,597	978	533
Total, Dyeing and Tanning Substances ... Cwts.	2,809	1,830	1,871½	4,278½	5,542½	19,426	6,983	9,882	17,434	17,263
Earthenware and Porcelain (excluding pipes of earthenware) ... Value.						2,775	2,239	2,592	1,994	1,491
Feathers ... Lbs.	317	203	149	39	47	603	444	319	63	167
Fire works						1				
Fish (excluding canned fish)—										
Fish, dry, unsalted ... Cwts.	1,741	1,429	100	63		1,573	1,379	79	17	
Fish, dry, salted	3,763	2,841	1,780	772	1,015	3,451	2,809	1,691	608	690
Fishmaws and sharkfins	1,179	927	623	115	160	2,540	1,713	1,144	830	490
Total, Fish (excluding canned fish) ... Cwts.	6,687	5,197	2,603	940	1,175	7,573	5,006	2,914	955	1,189
Fodder, Bran, and Pollards (excluding oilcake)—										
Bran and pollard ... Tons.	51	4,063	93	139½	424	885	1,740	756	1,478	6,339
Other sorts ... Cwts.	3,547	1,247	1,553	587	1,390	747	266	459	161	676
Total Fodder, Bran, and Pollard (excluding oilcake) ... Value						1,132	2,006	1,215	1,639	6,014
Fresh Fruits and Vegetables—										
Fresh Fruits, coconuts ... Nos.	19,371	1,436	190	125		94	11	1	2	
Other sorts ... Value.						322	136	47	4	
Fresh vegetables of all kinds						3,373	2,568	1,708	1,445	844
Onions ... Cwt.			1,233	1,688	971			782	1,178	663
Fruits and vegetables, dried, salted, or preserved, all sorts ... Cwts.	114,003	120,184	140,096½	73,045	25,281	54,930	67,229	71,374	40,340	23,037
Total, Fruits and Vegetables ... Value.						56,719	69,862	73,912	42,978	24,544
Furniture and Cabinetware ... Value						967	549	367	339	453
Glass and Glassware						2,563	2,329	3,128	2,791	2,710
Grain, Pulse and Flour—										
Barley ... Cwts.	3,101	241	1,070	4	32	1,154	136	539	3	13
Gram	16,540	1,963	3,259	3,786	16,076	6,531	1,108	1,634	1,765	11,549
Jowar and Bajra	469,933	294,782	331,951	94,741	85,691	181,680	115,396	137,176	60,856	37,410
Oats			165					74		
Maize	956	869	448	623	1,245	346	391	201	807	729
Pulse	2,057	1,379	1,604	1,525	895	1,373	924	1,432	1,409	890
Rice not in the husk	244,709	154,060	229,976	139,924	184,691	126,344	68,091	143,827	101,599	164,792
Wheat	5,728	1,900	521	1,320	2,565	3,260	1,375	892	1,268	2,308
" flour	59,523	33,637	17,464	18,673	24,269	27,811	24,416	12,561	18,330	27,563
Other sorts	1,600	1,251	593	621	2,352	1,134	691	474	497	2,189
Total, Grain, Pulse and Flour ... Cwt	8,03,357	490,003	686,720	261,317	287,915	367,645	230,510	298,300	186,094	337,584
Gums and Resins—										
Arabic ... Cwts.	6,366	11,719	10,043	7,008	5,764	9,739	23,803	21,413	18,008	14,997
Benjamin	362	342	351	762	667	911	774	929	2,653	2,709
Olibanum or Frankincense	13,704	29,590	31,154	22,616	13,346	12,469	23,459	34,509	27,869	18,662
Resin	105	114	50	15	12	178	128	65	39	14
Other sorts	6,671	16,398	14,747	12,300	13,769	11,616	19,040	16,079	21,086	33,923
Total, Gums and Resins ... Cwts	29,328	58,072	56,354	42,601	33,498	34,913	67,204	72,995	68,615	70,305
Hardware and Cutlery (including platedware) ... Value.						6,146	6,276	6,358	6,937	6,105

ABSTRACT TABLES
EXPORTS.

No. 6—⁵⁰⁹—continued.

TOTAL QUANTITIES and VALUE of ARTICLES EXPORTED—continued.

ARTICLES.	QUANTITIES.					VALUE.				
	1914-1915.	1915-1916.	1916-1917.	1917-1918.	1918-1919.	1914-1915.	1915-1916.	1916-1917.	1917-1918.	1918-1919.
Hides and Skins, raw—										
Cow hides	Cwts. 52,931 Nos. 529,303	37,300 372,088	42,022½ 420,021	29,843 298,428	18,595 185,944	257,240	196,455	227,112	178,216	67,310
Calf skins	Cwts. 200 Nos. 2,000	683 5,800	125 2,500	232	497	1,837
Other sorts	Cwts. 236 Nos. 2,363	382 3,818	222½ 2,222	2,059 20,590	2 20	558	632	250	4,420	4
Total, Hides, raw ...	Cwts. 53,367 Nos. 533,606	37,682 376,804	42,805 428,053	31,902 319,016	15,722 156,464	258,031	197,237	227,930	177,642	69,151
Skins, raw—										
Goat skins	Cwts. 40,513½ Nos. 3,243,301	44,519 3,641,841	55,850 4,427,919	14,920 1,146,524	34,350 2,730,910	222,323	247,971	521,178	126,958	315,311
Sheep skins	Cwts. 21,372 Nos. 1,709,866	27,287 2,182,911	30,421 2,433,692	9,678 773,895	30,595 2,447,633	142,665	168,245	290,095	97,060	271,233
Other sorts	Cwts. 3,004 Nos. 961,200	1,870 598,270	5,665 1,812,655	2,601 832,174	3,091½ 989,356	12,786	7,603	24,385	11,951	15,203
Total, Skins, raw ...	Cwts. 64,919½ Nos. 5,914,457	73,676 6,422,722	91,936 8,714,265	27,594 2,751,593	67,936½ 6,176,898	382,774	423,919	835,598	235,964	601,767
Total, Hides and Skins, (excluding cuttings of hides and skins, raw)	Cwts. 118,286½ Nos. 9,448,123	111,365 9,799,528	134,741 9,142,318	58,498 3,070,608	83,662½ 8,335,362	640,805	621,206	1,063,528	413,628	690,968
Cutting of Hides and Skins	Cwts. 22	187	128	35	65	26	884	133	49	65
Horns, tips and pieces of horn and Hornmeal	4	206	1	23	460	1
Instruments, Apparatus, and Appliances, and parts thereof—										
Musical	Value.	88	70	146	170	27
Other kinds	Value.	579	458	3,722	641	433
Total, Instruments ... Value.	Value.	667	528	3,868	811	460
Ivory—										
Unmanufactured	Lbs. 12,790	19,237	26,768	19,200	15,632	6,879	8,411	11,752	6,320	5,737
Manufactured	Value.	36	75	48	3
Total, Ivory ... Value.	Value.	6,879	8,447	11, 27	6,368	5,740
Jewellery (excluding imitation jewellery and Precious Stones and Pearls, unset, also plate of gold and silver)—										
Jewellery	Value.	819	397	611	861	225
Plate of gold and silver	Value.	200	27
Total, Jewellery ... Value.	Value.	1,019	397	611	408	225
Lac-stick	Value.	8	7	13
Lacquered ware	Value.	6	8	11	25
Hides and skins, tanned or dressed, and Leather Hides, tanned or dressed—										
Buffalo Hides	Cwts. Nos.	½ 5	4
Cow Hides	Cwts. 3 Nos. 28	4½ 40	½ 1	16	27	1
Other Hides	Cwts. 1 Nos. 8	5
Total, Hides, tanned or dressed	Cwts. 4 Nos. 26	4½ 40	½ 6	21	27	5
Goat skins	Cwts. 62½ Nos. 5,000	456 36,505	361 26,852	175 13,990	140 11,200	308	2,892	2,165	1,738	2,027
Sheep skins	Cwts. 144 Nos. 12,504	176½ 14,089	88 6,600	½ 40	1,322	1,349	947	17
Other sorts	Cwts. 20½ Nos. 6,180	146 46,780	64½ 20,653	695	4,631	2,735
Total, Skins, tanned or dressed	Cwts. 226½ Nos. 22,684	832½ 60,694	444 35,452	321½ 60,766	204½ 31,853	2,320	4,242	3,132	6,391	4,762
Total, Hides and skins, tanned or dressed	Cwts. 230½ Nos. 22,720	836½ 60,694	444 35,452	322½ 60,766	204½ 31,863	2,341	4,269	3,132	6,366	4,762
Unwrought	Cwts.	½	1
Manufactures (excluding boots and shoes)—										
Saddlery and harness	Value.	81	30	66	67	49
Other sorts	Value.	39	38	114	149	242
Total, Leather ... Value.	Value.	2,461	59	2,932	6,602	5,061

ABSTRACT TABLES.
EXPORTS.

510
No. 6—continued.

TOTAL QUANTITIES and VALUE of ARTICLES EXPORTED—continued.

ARTICLES.	QUANTITIES.					VALUE.				
	1914-1915.	1915-1916.	1916-1917.	1917-1918.	1918-1919.	1914-1915.	1915-1916.	1916-1917.	1917-1918.	1918-1919.
Liquors—						£	£	£	£	£
Spirits ... Gals.	3,258	5,106	6,042	3,371	5,335	1,193	1,529	3,141	1,817	5,242
Wines ... "	837	900	590	533	4,165	203	332	417	271	3,580
Other sorts of liquors ... "	5,284	4,084	6,108	1,123	3,311	693	782	1,204	408	1,191
Total, Liquors ... Gals.	9,379	10,090	12,740	4,327	12,731	2,175	2,613	4,882	2,400	10,013
Machinery and millwork of all kinds ... Value.						791	1,837	4,072	3,093	2,917
Manures—										
Bones ... Tons.	117					503				
Fish manures and Guano ... "	553	34½	34	85		2,955	55	55	158	
Total, Manures ... Tons.	670	34½	34	85		3,458	55	55	158	
Mats and matting (except coir and coconut) ... Sq. yds.	39,854	90,163	18,133	19,032	2,222	587	1,396	209	382	54
Metals and Ores—										
Brass, Bronze, and similar amalgams—										
Unwrought ... Cwts.										
Wrought ... "	426	740	540	297	158½	1,043	2,065	1,723	1,292	731
Copper—ores—										
Old for re-manufacture ... Cwts.	203	268	161	397	24	430	838	513	402	90
Wrought (sheets and other manufactures) ... "	355	212½	156½	34	17	1,435	1,071	755	236	210
Total, Copper (excluding ore) ... Cwts.	558	480½	317½	431	41	1,915	1,910	1,268	638	300
Iron or steel—manufacture—										
Anchors and cables ... Tons.	13	2½	19	½	1½	145	63	496	13	55
Angle, bolt and rod ... "	1½	½	½	½	½	47	4	13	5	7
Bars and channel ... "	138	145	143½	21½	14	1,684	1,754	1,993	633	619
Nails, screws, rivets and washers ... "	31	30	103	23½	5½	647	814	3,893	1,005	591
Old, for re-manufacture ... "	2½	2½		900	413	15	21		1,350	1,701
Pipes and fittings cast ... "	38	1	3½	½	1	21	22	11	10	7
Sheets and plates (including galvanized and tinned plates) ... "	11		19	½	1	212		491	4	27
Tubes and fittings wrought ... "	½					3				
Hoops and strips ... "	38	3	9	½		3	32	85	29	
Other manufactures of iron or steel ... "	59	2½	41½	3	½	398	63	494	180	69
Total iron or steel (excluding ore) ... Tons.	256½	187½	334½	948½	436½	2,065	2,793	7,595	2,238	3,078
Lead—										
Other sorts ... Cwts.	12	33	508	7	33	11	27	375	14	49
Manganese ore ... Tons.				½					1	
Tin wrought including plates or steel not being tinned iron ... Cwts.	69	78	31	294½	65½	90	169	162	1,324	306
Zinc or spelter, all sorts ... "	137	2,850	137	139	34	135	827	413	573	178
Metals, unenumerated ... "	354	781	629	368	533	523	1,178	1,360	1,126	2,065
Total, Metals and ores ... Tons.	334½	440½	442½	1,050½	479½	6,787	9,018	12,866	8,306	6,725
Mica ... Cwts.										
Oils—										
Animals ... Gals.	2,532	10,834	970	25		101	440	62	2	
Essential—										
Lemongrass ... "		123	251	168	104		53	108	53	45
Other sorts ... "	1,322	2,538	543	123	270	245	1,707	246	282	233
Mineral—										
Benzine, Benzol, Petrol and other motor spirit ... "			360	2,520	3,370			46	439	819
Kerosene ... "	640,648	1,056,263	438,194	163,242	178,024	27,057	45,340	26,549	12,111	15,507
Other kind ... "	18,240	12,199	4,524	1,480	1,868	1,458	1,137	570	498	444
Vegetable, non-essential—										
Castor ... "		74	58	18	28		21	17	5	9
Cocconut ... "	1,662	1,157	1,161	718	1,130	236	205	197	160	219
Linseed ... "	1,107	1,300	647	614	145	192	189	171	119	71
Mustard ... "			80					23		
Niger Seeds ... "					4					1
Sesamum (oil or lin) ... "	90,246	49,704	84,613	35,380	33,549	13,950	6,644	11,303	5,081	6,076
Other sorts ... "	10	112	1,120	572		20	19	629	779	
Total, Oils ... Gals.	756,972	1,134,350	527,944	224,284	217,992	48,280	56,955	39,016	20,393	23,224

ABSTRACT TABLES.
EXPORTS.

511
No. 6—continued.

TOTAL QUANTITIES and VALUE of ARTICLES EXPORTED—continued.

ARTICLES.	QUANTITY.					VALUE.				
	1914-1915.	1915-1916.	1916-1917.	1917-1918.	1918-1919.	1914-1915.	1915-1916.	1916-1917.	1917-1918.	1918-1919.
Oil Cakes—						£	£	£	£	£
Linsced, rape and sesamum cake ... Cwt.	108	45	30	80	31	44	17	20	46	19
Other sorts
Total Oil Cakes ... Cwt.	108	45	30	80	31	44	17	20	46	19
Oil cloth and Floor cloth ... Sq. Yds.	265	60	65	1,823	600	31	10	6	134	30
Opium ... Cwt.
Paints and Painters' Material—										
Paints and Colour—										
Other sorts	590	291	248	209	65	2,037	688	1,309	1,870	901
Painter's Materials Value.	48	97	76	120	87
Total Paints and Painter's Materials ... Value.	2,080	930	1,385	1,990	938
Paper and Pasteboard—										
Printing Paper Cwt.	1	7
Other kinds of Paper	5,053	8,314	8,043	851	816	2,280	4,741	5,342	2,221	4,341
Cardboard of all kinds	3	3
Total of Paper ... Cwt.	5,056	8,314	8,044	851	2,283	4,741	5,349	2,221	4,341
Paraffin wax ... Cwt.
Perfumery (not being perfumed spirit) ... Value.	5,018	7,177	7,015	6,858	5,754
Plant Living, including bulbs	10	10	0	21
Precious stones and Pearls, unset	17,381	27,067	52,168	18,033	18,233
Printing and Lithographing materials (excluding Paper)	1	3
Provisions and Oilman's stores—										
Biche-de-mer Lbs.	45,024	59,304	1,456	244	83	10
Butter	9,487	33,707	53,415	13,282	9,478	477	1,855	2,314	690	694
Cheese	1,501	2,393	5,368	14	73	63	146	307	2	11
Ghee	592,051	349,303	293,869	129,167	24,620	20,652	12,374	10,564	5,072	1,494
Lard	112	3
Pickles, Chutnies and Condiments ... Cwt.	237	203	93	12	12	344	420	328	60	60
Other sorts of provisions	15,461½	7,148	16,146	4,686	3,000	10,455	13,589	38,221	9,015	7,089
Total Provisions and Oilman's stores ... Value.	32,238	28,572	52,344	15,945	9,368
Railway Plant and Rolling Stock—										
Other sorts Value.	300
Rubber—										
Raw Cwt.	40	299	5
Manufactures Value.	263	234	983	87	631
Salt Tons.	181,218	98,216	110,066	100,093	122,942	76,243	66,779	76,031	197,860	137,709
Seeds Essential—										
Ajama Cwt.	31	143½	16	63	47½	30	159	17	79	69
Ajwan	56	241	90 ½	131	26	33	210	91	211	41
Aniseeds	31	50
Assalia	7	8	5	0	8	5
Caraway	4	6	24	1	14	4	7	88	1	30
Coriander	206	213	251	183	349	176	214	343	320	469
Cummin (other than Black)	828	830	434	503	503	1,451	960	959	1,331	1,152
Fennel	103	192	88	125	101	88	198	112	170	148
Fenugreek	147	351	625	135	41	117	269	538	182	50
Sawa or Dil	2	½	10	2	4	2	1	13	8	4
Other sorts	136	52	34	2	629	71	5	8
Non-Essential, Copra or Coconut—										
Kernal Cwt.	7	64	1	7,297	10	55	1	16,146
Castor	10	101	19	487
Cotton	240	62	16½	92	33	170	14	8	78	30
Groundnuts	512	744	538	197	2,230	441	564	448	180	3,484
Linsced	4	2	1,780	6,568	5	2	540	4,007
Mustard	1	2	1	11

ABSTRACT TABLES.

EXPORTS.

512

No. 6—continued.

TOTAL QUANTITIES and VALUE of ARTICLES EXPORTED—continued.

ARTICLES.	QUANTITY.					VALUE.				
	1914-1915.	1915-1916.	1916-1917.	1917-1918.	1918-1919.	1914-1915.	1915-1916.	1916-1917.	1917-1918.	1918-1919.
Non-Essential, Copra or Cocoanut—contd.						£	£	£	£	£
Poppy Cwt.	1	1½	2	3	1	1	1	6
Sesamum (Til or Jingtilli)	11,933	5,209	4,444	7,983	3,457	10,160	4,027	4,016	7,904	3,935
Other sorts	144	211	231	370	289	464	453	561	1,430	1,153
Other than oil seeds	6½	2	2	2	33	11	1	1	1	39
Total Seeds ... Cwt.	14,364½	7,630½	8,578½	9,835½	21,160½	13,606	7,233	7,713	11,856	31,243
Shells and Cowries—										
Cowries Cwt.	235	164	191	140	273	1,007	1,192	746	385	873
Shells Chanks, Sankhli, large ornamental Shells, Cowras M. of Pearls and Oyster shells	1,806	2,966	2,989	125	1,145	6,042	8,842	7,782	223	3,043
Tortoise (including nakhla or nakh) ... Lbs.	10,361	13,193	19,248	5,986	6,710	2,205	1,343	1,632	1,048	1,549
Total Shells and Cowries ... Value.	9,254	11,377	10,360	1,656	5,565
Ships, parts of (including Launches and Boats) Value.	1,213	137	156	107	10
Soap Cwt.	3,573	3,979	9,947	5,966	4,363	5,276	6,844	20,026	12,453	14,121
Specimens, illustrative of natural Science Value.	430	1,594	7,078	2,943	1,079
Spices—										
Betelnuts Lbs.	5,132	8,736	6,334	5,650	7,324	95	120	140	156	205
Cardamoms	9,798	19,850	34,404	90,990	46,941	1,007	1,592	2,541	6,989	2,718
Chillies	97,314	98,098	51,491	26,075	215,293	1,161	1,252	634	476	4,739
Cinnamon	96,106	179,693	340,987	245,535	150,496	1,431	2,774	6,309	7,128	5,169
Cloves	92,064	160,158	383,637	379,020	398,513	2,146	3,656	9,203	12,491	15,066
Ginger	941,635	1,337,136	2,379,052	1,417,289	1,934,402	9,921	16,742	43,437	32,183	42,206
Nutmegs	7,014	1,458	4,323	1,484	13,947	142	40	93	43	342
Pepper	175,220	854,114	430,903	688,575	960,493	3,734	7,844	12,013	27,683	33,500
Other sorts	654,259	674,914	592,456	344,383	87,651	10,931	9,658	10,954	7,499	2,592½
Total Spices ... Lbs.	2,078,542	2,851,128	4,095,096	3,209,596	3,834,359	30,553	43,837	91,119	95,336	106,657
Stationery (excluding paper) Value	234	247	536	643	1,446
Stone and Marble Cwt.	268	108	17	41	5	86	32	9	69	14
Sugar, refined	75,715	57,168	80,820	44,373	49,259	66,382	73,540	1,19,082	68,765	71,624
Sugar, unrefined	1,941	1,550	2,095	376	3,693	1,542	1,606	2,246	592	4,913
Confectionery	5,207	2,022	1,424	658	661	6,536	3,659	3,267	1,706	2,053
Total Sugar ... Cwt.	82,863	60,740	84,339	45,407	53,613	74,450	78,805	1,16,584	71,118	78,520
Tallow and Stearine (including grease and animal fat) Cwt.	231	266	455	372	62	407	405	934	593	153
Tea, Black Lbs.	160,667	430,010	536,943	166,152	230,157	5,787	17,922	24,567	8,639	13,100
Tea, Green	144	10
Total Tea ... Lbs.	160,667	430,010	536,943	166,296	230,157	5,787	17,922	24,567	8,649	13,100
Textiles—										
Cotton, raw Cwt.	443	614	374	457	783	814	1,200	889	1,531	3,870
Twist and Yarn—										
Mule and water Nos. 1 to 10 Lbs.	441,719	614,397	114,474	20,240	52,480	14,506	24,877	3,802	703	4,066
Do. Nos. 11 to 20	313,509	574,381	131,509	37,356	12,600	11,667	19,872	5,337	3,049	1,187
Do. Nos. 21 to 30	4,300	3,900	133	157
Do. Nos. 31 to 40	231,271	118,230	17,700	1,500	10,779	6,424	1,421	125
Do. above No. 40	7,543	23,020	2,400	18,900	683	1,781	265	1,787
Orange, red and other colour, Nos. 1 to 20. ..	59,392	39,010	2,000	2,500	2,800	2,456	1,702	93	217	260
Do. do. Nos. 21 to 40. ..	46,730	36,212	8,440	1,800	80	2,523	2,197	771	206	4
Do. * do. above No. 40. ..	2,800	2,700	203	68
Unspecified description of twist and YARN Lbs.	15,003	60,617	722,372	794,352	3,136,773	658	2,595	25,059	46,613	247,378
Total Twist and Yarn ... Lbs.	1,116,256	1,686,067	993,604	857,248	3,233,533	43,572	59,633	36,757	52,002	255,283

ABSTRACT TABLES.
EXPORTS.

513
No. 6—continued.

TOTAL QUANTITIES and VALUE of ARTICLES EXPORTED—continued.

ARTICLES.	QUANTITY.					VALUE.				
	1914-1915.	1915-1916.	1916-1917.	1917-1918.	1918-1919.	1914-1915.	1915-1916.	1916-1917.	1917-1918.	1918-1919.
Manufactures—										
Canvas Yds.	15,153	27,142	36,863	5,584	6,388	370	945	635	277	680
Handkerchiefs and shawls in the piece ... Nos.	103,984	124,997	142,319	20,344	110,228	1,002	1,482	1,970	479	3,874
Hosiery Value.	79	200	1,662	1,113	1,277
Piece-Goods, Grey (Unbleached)—										
Chadars and Dhutias Yds.	17,400	12,580	5,017,281	4,782,619	606,500	239	188	67,100	68,493	17,000
Drills and Jeans "	346,070	1,206,535	1,193,412	1,405,861	797,610	5,733	17,340	21,090	38,193	26,200
T. Cloth and Domestics "	1,000	38
Shirting "	5,873,686	13,364,373	18,683,399	3,054,432	371,050	65,323	1,55,490	2,71,461	56,610	11,338
Other sorts "	27,303,280	43,073,025	47,297,425	33,890,304	38,037,146	3,13,924	4,92,335	7,09,639	7,56,244	12,47,616
Total Grey, Unbleached ... Yds.	33,333,440	57,061,542	72,371,617	42,934,165	40,462,503	3,85,218	6,65,187	10,60,489	6,20,773	13,02,214
White, Bleached—										
Chadars and Dhutias Yds.	107,633	153,100	237,554	143,549	49,530	1,079	2,733	4,608	4,923	1,283
Drills and Jeans "	165,880	171,451	102,866	131,618	286,103	2,634	3,259	2,144	3,815	13,298
T. Cloth and Domestics "	99	1,900	4	35
Shirtings "	1,308,355	2,313,136	3,011,866	3,253,126	1,496,399	16,261	1,513	60,607	49,978	42,329
Other sorts "	1,040,690	550,572	1,239,856	1,051,850	2,237,205	13,714	7,424	19,079	25,734	57,567
Total White, Bleached ... Yds.	2,623,838	3,189,259	5,492,261	3,581,743	4,099,242	34,388	44,929	66,430	64,474	1,13,477
Coloured, Printed or Dyed—										
Lungis and Saris Yds.	1,060,635	934,159	823,016	139,960	367,833	16,654	15,675	14,341	3,451	10,230
Drills and Jeans "	21,136	45,625	63,001	178,696	229,223	449	1,369	2,058	4,901	10,971
Other sorts "	3,000,202	4,359,820	10,717,610	9,576,244	19,063,300	47,822	77,963	1,64,100	2,31,774	6,02,963
Total Coloured, Printed or Dyed ... Yds.	4,078,033	5,339,604	11,603,627	9,894,100	19,660,356	63,925	94,907	2,00,499	2,39,126	628,263
Total Piece-goods ... Yds.	40,023,307	66,393,405	80,467,405	56,410,007	64,241,804	4,63,431	8,04,993	13,56,618	12,44,372	2,039,900
Thread, Sewing Lbs.										
Other sorts of manufactures "	46,993	125,178	278,647	135,162	127,866	1,474	2,933	6,759	3,966	5,970
Total Cotton Manufactures (including twist and yarn) ... Value.	5,39,343	8,70,652	14,05,607	13,04,016	23,11,301
Total Cotton, Raw and Manufactures ... Value.	5,31,157	8,71,881	14,03,496	13,05,547	23,16,171
Flax—										
Raw Cwt.
Manufactures—										
Bags and sacks Lbs.	225	16
Other sorts "	5,506	1,746	3,477	2,876	930	371	96	232	149	117
Total Flax Manufactures (including twist and yarn) Lbs.	5,506	1,746	3,702	2,876	930	271	93	248	149	117
Total Flax, Raw and Manufactures Value.	271	93	248	149	117
Haberdashery and Millinery Value.										
.....	503	293	630	593	1,075
Hemp—										
Raw Cwt.	114	214	25	20	15	131	291	35	40	40
Manufactures (excluding Cordage) "	57 1/2	8	36	7	14
Total Hemp, Raw and Manufactures ... Value.	167	298	49	40	40
Jute—										
Raw Cwt.	492	418	1,360	937	598	693	404	1,573	1,424	1,088
Manufactures—										
Gunny Bags Nos.	471,036	1,357,735	759,505	639,340	686,780	11,552	37,255	25,579	32,730	29,698
Do. Cloth Yds.	140	100	6,100	4	3	137
Jute canvas "	25	4
Hessian Gunny Cloth "	1,059	1,600	33	53
Do. Rope and Twine Cwt.	241	166	158	94	653	418	256	311	289	3,141
Do. Other kinds "	112	96	71	18	27	375	93	78	31	43
Total Jute, Manufacture (including Twist and Yarn) Value.	12,374	37,617	26,188	33,097	32,352
Total value of Jute, Raw and Manufactures Value.	13,067	38,021	27,761	34,521	33,970
Silk—										
Mulberry silk, excluding tasar and other wild silks—										
Raw Lbs.	3,573	1,453	1,300	1,535	11,650	1,208	725	650	987	6,991

ABSTRACT TABLES.
EXPORTS.

514
No. 6—continued.

TOTAL QUANTITIES and VALUE of ARTICLES EXPORTED—continued.

ARTICLES.	QUANTITY.					VALUE.				
	1914-1915.	1915-1916.	1916-1917.	1917-1918.	1918-1919.	1914-1915.	1915-1916.	1916-1917.	1917-1918.	1918-1919.
Silk—contd.						£	£	£	£	£
Manufactures—										
Goods of silk mixed with other materials ... Yds.	10,923	9,843	21,286	20,300	437	234	834	1,068
Silk Piece-goods	94,706	47,014	136,076	69,771	172,808	8,825	3,646	8,337	6,406	12,094
Thread for sewing	1,593	54	1,140	244	1,818	425	32	293	164	499
Other sorts	417	1,439	1,665	2,725	3,648	40	188	231	1,409	1,201
Total Silk Manufactures ... Value.	7,290	4,303	8,995	6,902	16,760
Total value of Silk, Raw, and Manufactures ... Value.	8,563	5,028	9,545	9,859	21,031
Wool—										
Raw	153	56	336	19	1	3
Manufactures—										
Braids
Carpets and rugs	42,469	54,899	83,515	87,505	50,589	2,947	3,069	5,935	6,324	4,071
Piece-goods	5,846	2,409	3,217	3,653	6,150	315	396	620	881	1,006
Shawls	247	826	486	42	9	110	139	14
Other sorts	7,916	3,055	6,617	2,483	319	549	209	575	178	21
Total Woolen Manufactures ... Value.	3,820	3,804	7,265	7,375	5,998
Total Wool, Raw and Woolens ... Value.	3,833	3,805	7,268	7,375	5,998
Total Textile, Raw Materials ... Value.	2,919	2,630	3,050	3,982	10,879
Total Yarns and Textile Fabrics ... Value.	6,54,837	9,16,769	14,48,652	19,54,134	23,07,129
Total Textile, Raw and Manufactures ... Value.	5,57,556	9,19,399	14,52,002	19,58,116	26,78,002
Tobacco—										
Unmanufactured	5,773,143	6,667,246	9,105,395	6,411,618	5,930,053	87,116	96,889	1,72,132	1,61,971	1,72,693
Manufactured—										
Cigars	5,733	1,300	1,563	1,507	136	319	195	219	227	24
Cigarettes	27,212	58,136	239,475	135,392	193,069	2,820	5,781	28,933	17,974	23,011
Other sorts	876,508	739,267	733,746	1,451,919	735,550	23,664	30,994	42,616	86,314	39,997
Total Tobacco ... Lbs.	6,684,801	7,515,941	10,131,079	8,000,436	6,831,768	1,13,919	1,23,853	2,43,950	2,06,486	2,36,327
.....	291	283	293	377	629
Umbrellas including parasols and sunshades ... Nos.	4,446	7,985	2,187	2,163	4,636	353	614	205	281	743
Wax of all kinds other than paraffin wax (excluding Candles) ... Cwt.	1,061	655	1,784	4,568	1,167	6,757	4,203	10,492	37,006	7,133
Wood and Timber—										
Timber other than railway sleepers—										
Teak wood	26	135	17	12
Other Timber	1,204	162	103	71	45	5,934	954	773	704	6
Firewood	104	4	110	4
Ornamented wood—										
Ebony
Sandal	341	982	986	79	464
Other kinds	14	14	3
Manufactures of wood other than Furniture and cabinet ware ... Value.	1,299	7,419	2,299	643	264
Total Wood and Timber ... Value.	7,715	9,367	4,076	1,429	773
Articles exported by post ... Value.	34,085	39,411	35,241	47,207	15,326
All other articles of merchandise—										
Unmanufactured	160	487	9	33	14
Manufactured	3,901	19,372	18,467	6,379	6,812
Merchandise, Grand Total (exclusive of Government Stores) ... Value.	26,07,985	30,44,131	41,78,309	34,39,175	45,98,949
Treasure—										
Gold	2,23,654	1,78,069	1,34,302	26,191
Silver	3,11,807	2,10,982	3,08,203	1,48,323	20,663
Total value of private Treasure ... Value.	5,35,261	3,89,051	4,42,505	1,74,514	20,663
Grand Total, private Merchandise and Treasure ... Value.	31,43,226	34,33,212	46,17,814	36,03,689	46,19,612

GENERAL IMPORTS IN THE YEARS 1914-15 TO 1918-19.

TOTAL QUANTITIES and VALUE of ARTICLES IMPORTED.

ARTICLES, AND COUNTRIES OF CONSIGNMENT.	QUANTITY.					VALUE.				
	1914-1915.	1915-1916.	1916-1917.	1917-1918.	1918-1919.	1914-1915.	1915-1916.	1916-1917.	1917-1918.	1918-1919.
Animals, living—						£	£	£	£	£
<i>Horses (a) (IV)—</i>										
Other British Possessions... No.		1					58			
TOTAL, BRITISH EMPIRE ... No.		1					58			
D'Jibouti and Obokh ... No.										
Other Foreign Countries ... "	7	9			2	53	101			13
TOTAL, FOREIGN COUNTRIES ... No.	7	9			2	53	101			13
TOTAL, BRITISH EMPIRE AND FOREIGN COUNTRIES ... No.	7	10			2	53	154			13
<i>Other kinds (b) (IV)—</i>										
Somaliland ... No.	50,318	52,580	109,425	99,522	94,207	43,809	57,178	69,524	69,495	73,929
Other British Possessions ... "	3	63	35	40	67	2	50	55	26	46
Perlm... "	170					114				
TOTAL, BRITISH EMPIRE ... No.	50,391	52,643	109,460	99,562	94,274	43,925	57,228	69,579	69,521	73,975
Independent Somali Ports ... No.	4,342	2,944	3,503	3,295	632	2,200	1,464	1,383	1,922	349
D'Jibouti and Obokh ... "	200	503		34	95	458	850		68	109
Dunkali Coast ... "										
Other Foreign Countries ... "	24	19	138	49	26	25	14	66	53	30
Mokha ... "	84	156				113	400			
Gaizan ... "			217	410	535			68	330	347
Arabian Gulf Ports ... "	54			432	1,515	193			207	658
TOTAL, FOREIGN COUNTRIES ... No.	4,704	3,582	3,943	4,130	2,303	2,998	2,328	2,067	2,632	1,493
TOTAL, BRITISH EMPIRE AND FOREIGN COUNTRIES ... No.	55,095	56,225	113,403	103,692	97,077	51,923	59,556	71,646	72,153	75,468
TOTAL OF ANIMALS LIVING ... No.	55,102	56,215	113,403	103,692	97,079	51,976	59,610	71,616	72,153	75,491
Apparel (excluding hosiery and boots and shoes)—										
<i>Apparel (including drapery, uniforms, accoutrements (IIIA)—</i>										
Egypt ... Value									100	231
United Kingdom ... "						1,545	812	1,778	2,758	3,145
Somaliland ... "						68	74	91	209	74
Straits Settlements ... "							136	189	135	
India—Bombay ... "						2,269	4,407	5,694	3,512	2,218
" Calcutta ... "						77				
Other British Possessions ... "						181	45	180		1
TOTAL BRITISH EMPIRE ... Value.						4,110	5,474	7,852	6,729	5,659
Austria ... "						434				
France ... "								73		
Arabian Gulf Ports ... "										238
Germany ... "						254				
Italy ... "						99		180	87	
Japan ... "						553	793	1,033	331	
Egypt, etc. ... "										
D'Jibouti ... "							175	97		262
Hodeidah ... "									207	
Muskat ... "						153		129	544	87
Turkey in Asia ... "						350				
Other Foreign Countries ... "						298	222	103	78	10
TOTAL, FOREIGN COUNTRIES ... Value.						2,161	1,190	1,660	1,247	697
TOTAL, BRITISH EMPIRE AND FOREIGN COUNTRIES ... Value.						6,271	6,664	9,512	7,976	6,356

TOTAL QUANTITIES and VALUE of ARTICLES IMPORTED—continued.

ARTICLES, AND COUNTRIES OF CONSIGNMENT.	QUANTITY.					VALUE.				
	1914-1915.	1915-1916.	1916-1917.	1917-1918.	1918-1919.	1914-1915.	1915-1916.	1916-1917.	1917-1918.	1918-1919.
Apparel (excluding hosiery and boots and shoes)—continued.						£	£	£	£	£
Apparel including deapery, uniforms, accoutrements (III A)—continued.										
Gold and Silver thread (III A)—								153		
United Kingdom Value.							13	3	1	
Other British Possessions Value.										
TOTAL, BRITISH EMPIRE ... Value.							13	156	1	
France Value.								60		
Germany Value.						71				
Other Foreign Countries Value.										
TOTAL, FOREIGN COUNTRIES ... Value.						71		60		
TOTAL, BRITISH EMPIRE AND FOREIGN COUNTRIES ... Value.						71	13	216	1	
Lanetta (III A)—										
United Kingdom Lbs.				200					72	
India—Bombay Lbs.			240					110		163
Other British Possessions Lbs.	640	99	3			53	26	1		
TOTAL, BRITISH EMPIRE ... Lbs.	640	99	243	200		53	26	111	72	163
Austria Lbs.	1,743					408				
Germany Lbs.	1,505					140				
Other Foreign Countries Lbs.	75	200				43	40			3
TOTAL, FOREIGN COUNTRIES ... Lbs.	3,323	200				600	40			3
TOTAL, BRITISH EMPIRE AND FOREIGN COUNTRIES ... Lbs.	3,968	299	243	200		653	66	111	72	166
Hats, caps, bonnets and hatter's ware (III A)—										
Egypt Value.								390	307	168
Straits Settlements... .. Value.							72			
United Kingdom Value.							92	94		316
India—Bombay Value.						118	103	94	107	120
Calcutta Value.						89	240	76		
Other British Possessions... .. Value.						95		40	66	20
TOTAL, BRITISH EMPIRE ... Value.						302	536	604	480	709
Austria Value.						68				
Egypt, etc. Value.						311	419			
Mossawah Value.						100				
Other Foreign Countries Value.						85	62	58	50	
TOTAL, FOREIGN COUNTRIES ... Value.						564	481	662	530	709
TOTAL, BRITISH EMPIRE AND FOREIGN COUNTRIES ... Value.						866	1017	1266	1010	1418
Second-hand clothing (III A)—										
Other British Possessions... .. Value.						5	62			
TOTAL, BRITISH EMPIRE ... Value.						5	62			
Other Foreign Countries Value.						4	7			
TOTAL, FOREIGN COUNTRIES ... Value.						4	7			
TOTAL, BRITISH EMPIRE AND FOREIGN COUNTRIES ... Value.						9	69			

TOTAL QUANTITIES and VALUE of ARTICLES IMPORTED—continued.

ARTICLES, AND COUNTRIES OF CONSIGNMENT.	QUANTITY.					VALUE.				
	1914-1915.	1916-1916.	1916-1917.	1917-1918.	1918-1919.	1914-1915.	1916-1916.	1916-1917.	1917-1918.	1918-1919.
Apparel (excluding hosiery and boots and shoes)—continued.						£	£	£	£	£
Water-proofed clothing (III)—										
Other British Possessions Value.	7	16	61
TOTAL, BRITISH EMPIRE ... Value.	7	16	61
TOTAL OF APPAREL ... Value.	7,890	7,506	10,627	8,640	7,131
Arms, Ammunition and Military Stores—										
Cartridge cases, filled (a) (III B)—										
United Kingdom Nos.	11,500	3,170	91	91
Other British Possessions... .. "	16,928	1,550	12,300	2,100	1,000	54	15	53	38	21
TOTAL, BRITISH EMPIRE ... Nos.	16,928	13,050	12,300	2,100	4,170	54	106	53	38	112
Other Foreign Countries Nos.	500	750	500	6	6	8
TOTAL, FOREIGN COUNTRIES ... Nos.	500	750	500	6	6	8
TOTAL, BRITISH EMPIRE AND FOREIGN COUNTRIES Nos.	16,928	13,550	13,050	2,600	4,170	54	112	59	38	112
Empty (b) (III B)—										
Other British Possessions Nos.	5,000	400	7	2
TOTAL, BRITISH EMPIRE ... Nos.	5,000	400	7	2
Other Foreign Countries Nos.	2,400	13
TOTAL, FOREIGN COUNTRIES ... Nos.	2,400	13
TOTAL, BRITISH EMPIRE AND FOREIGN COUNTRIES Nos.	5,000	2,800	7	15
Explosives—										
Dynamite (c) (III B)—										
Other Foreign Countries Cwt.	2	3
TOTAL, FOREIGN COUNTRIES ... Cwt.	2	3
TOTAL, BRITISH EMPIRE AND FOREIGN COUNTRIES Cwt.	2	3
Fire-arms and parts thereof (III. B)—										
United Kingdom Value.	70
Other British Possessions... .. "	74	72	20	29	37
TOTAL, BRITISH EMPIRE ... Value.	144	72	20	29	37
Other Foreign Countries Value.	73	19
TOTAL, FOREIGN COUNTRIES ... Value.	73	19
TOTAL, BRITISH EMPIRE AND FOREIGN COUNTRIES Value.	217	91	20	29	37
Other sorts (III B)—										
United Kingdom Value.	77
Other British Possessions "	66	28	7	17	10
TOTAL, BRITISH EMPIRE ... Value.	66	28	7	94	10
Arabian Gulf Ports Value.	67
Other Foreign Countries "	5	40
TOTAL, FOREIGN COUNTRIES ... Value.	72	40
TOTAL, BRITISH EMPIRE AND FOREIGN COUNTRIES Value.	66	100	7	94	50
TOTAL OF ARMS, AMMUNITION, ETC. ... Value.	344	300	88	169	214

TOTAL QUANTITIES and VALUE of ARTICLES IMPORTED—continued.

ARTICLES, AND COUNTRIES OF CONSIGNMENT.	QUANTITY.					VALUE.				
	1914-1915.	1915-1916.	1916-1917.	1917-1918.	1918-1919.	1914-1915.	1915-1916.	1916-1917.	1917-1918.	1918-1919.
Art. works of other than Pictures (III. P)—						£	£	£.	£	£
United Kingdom Value.									113	
Other British Possessions Value.						56	20	34		44
TOTAL, BRITISH EMPIRE ... Value.						56	20	34	113	44
Japan... .. Value.							204	217		
Italy Value.							89	67		
Other Foreign Countries Value.						87		20	11	
TOTAL, FOREIGN COUNTRIES ... Value.						87	293	304	11	
TOTAL, BRITISH EMPIRE AND FOREIGN COUNTRIES ... Value.						143	321	339	123	44
Basket and Basket Ware (III. P)—										
Bombay—India Value.										
Other British Possessions Value.						38	49	23	16	83
TOTAL, BRITISH EMPIRE ... Value.						38	49	23	16	83
Hodeida Value.						195				
Italy Value.						139				
Mokha Value.						108				
Other Foreign Countries Value.						24	89	147	55	37
Lohia Value.						87				
TOTAL, FOREIGN COUNTRIES ... Value.						551	88	147	55	37
TOTAL BRITISH EMPIRE AND FOREIGN COUNTRIES ... Value.						589	137	170	71	120
Beltting for Machinery—										
<i>Of Leather (a) (III. J)—</i>										
Egypt... .. Value.										533
United Kingdom Value.								121		298
Bombay Value.						97			352	
Other British Possessions Value.						61	46	65	59	43
TOTAL, BRITISH EMPIRE ... Value.						158	46	189	405	274
Italy Value.										80
Other Foreign Countries Value.						39	10			
TOTAL, FOREIGN COUNTRIES ... Value.						39	10			80
TOTAL, BRITISH EMPIRE AND FOREIGN COUNTRIES ... Value.						197	56	189	405	354
<i>Of other materials (b) (III. J)—</i>										
United Kingdom Value.								80		707
Bombay Value.									98	267
Other British Possessions Value.						17	25	53		
TOTAL, BRITISH EMPIRE ... Value.						17	25	133	98	974
Other Foreign Countries Value.						17	8			
Italy Value.										733
TOTAL, FOREIGN COUNTRIES ... Value.						17	8			733
TOTAL, BRITISH EMPIRE AND FOREIGN COUNTRIES ... Value.						34	28	133	98	1,707
Books, printed, and printed matter (not being Stationery), including maps and charts (III. P)—										
Egypt Cwt.			80	127	16			650	353	595
United Kingdom Value.	115½	68	73	57	61	420	410	424	417	934
India—Bombay Value.	127½	224	188	148	60	778	1,191	1,209	1,228	549
" Calcutta Value.	19½		14			89		87		
Other British Possessions Value.	17½	6	2	6	6	66	36	84	11	42
TOTAL, BRITISH EMPIRE ... Cwt.	270½	300	292	338	139	1,353	1,667	2,404	2,012	2,120

TOTAL QUANTITIES and VALUE of ARTICLES IMPORTED—continued.

ARTICLES, AND COUNTRIES OF CONSIGNMENT.	QUANTITIES.					VALUE.				
	1914-1915.	1915-1916.	1916-1917.	1917-1918.	1918-1919.	1914-1915.	1915-1916.	1916-1917.	1917-1918.	1918-1919.
Books, printed, and printed matter (not being stationery) including maps and charts (III P)—continued.						£	£	£	£	£
Austria Cwt.	20½	108
Italy "	38½	27	71	27	90	344	243	1,102	401	1,513
Egypt, &c. "	63½	60	478	375
Other Foreign Countries "	17½	19	23	1	2	88	104	100	4	2
TOTAL, FOREIGN COUNTRIES ... Cwt.	140½	106	94	28	92	1,018	722	1,202	405	1,515
TOTAL, BRITISH EMPIRE AND FOREIGN COUNTRIES ... Cwt.	420½	406	356	366	223	2,300	2,339	3,696	2,417	3,636
Boots and Shoes—										
<i>Of leather (a) (III A)—</i>										
Somaland Pairs.	904	1,007	932	1,412	2,016	123	144	129	197	395
United Kingdom "	6,237	3,290	1,629	3,494	1,194	1,007	994	667	974	650
India—Bombay "	2,957	2,250	614	1,559	3,500	285	235	81	181	573
Other British Possessions "	212	68	27	3	2	7	15	5	1	2
TOTAL, BRITISH EMPIRE ... Pairs.	10,310	6,615	3,202	6,468	7,672	1,422	1,389	881	1,353	1,910
Egypt, &c. Pairs.	2,173	76
Spain "	825	39
Other Foreign Countries "	1,474	220	550	1,057	61	15	41	36
TOTAL, FOREIGN COUNTRIES ... Pairs.	1,474	2,393	550	825	1,057	61	91	41	39	36
TOTAL, BRITISH EMPIRE AND FOREIGN COUNTRIES ... Pairs.	11,784	9,008	3,751	7,293	8,729	1,483	1,479	922	1,391	1,946
<i>Of other materials (b) (III A)—</i>										
United Kingdom Pairs.	14,107	33,618	25,207	60,218	36,445	875	2,000	3,079	5,458	3,654
India—Bombay "	3,983	3,600	4,074	834	521	139	248	999	112	129
Other British Possessions "	163	1,169	6	779	295	25	57	1	32	46
TOTAL, BRITISH EMPIRE ... Pairs.	18,043	38,387	29,287	61,831	37,261	1,039	2,305	3,479	5,602	3,829
Spain Pairs.
Other Foreign Countries "	3,222	1,503	7,450	140	107	32	124	9
United States of America "	209	142
TOTAL, FOREIGN COUNTRIES ... Pairs.	3,222	1,503	7,659	140	107	32	266	8
TOTAL, BRITISH EMPIRE AND FOREIGN COUNTRIES ... Pairs.	21,265	40,890	36,946	61,971	37,261	1,146	2,337	3,745	5,610	3,829
Bristles and Fibre for brushes and brooms—										
Other British Possessions Cwt.	1	7
TOTAL, BRITISH EMPIRE ... Cwt.	1	7
TOTAL, BRITISH EMPIRE AND FOREIGN COUNTRIES ... Cwt.	1	7
Brushes and Brooms (III P)—										
United Kingdom Doz.	1,039½	483	196	304	744	165	181	115	131	496
India—Bombay "	471½	1,070	752	1,917	79	177	102	159
Other British Possessions "	4	491	4	47
TOTAL, BRITISH EMPIRE ... Doz.	1,499	974	1,266	1,056	2,661	248	228	292	233	655
Italy Doz.	260	120
Other Foreign Countries "	67	32	31	11	16	14
TOTAL, FOREIGN COUNTRIES ... Doz.	67	32	291	11	16	134
TOTAL, BRITISH EMPIRE AND FOREIGN COUNTRIES ... Doz.	1,566	1,006	1,557	1,056	2,661	259	244	426	233	655

TOTAL QUANTITIES and VALUE of ARTICLES IMPORTED—continued.

ARTICLES, AND COUNTRIES OF CONSIGNMENT.	QUANTITIES.					VALUE.				
	1914-1915.	1915-1916.	1916-1917.	1917-1918.	1918-1919.	1914-1915.	1915-1916.	1916-1917.	1917-1918.	1918-1919.
Building and Engineering materials, other than of iron, steel or wood—						£	£	£	£	£
<i>Bricks (b) (III P)—</i>										
Other British Possessions ... Nos.	3,600	7,700	7,400	3,155	17	76	55	37
TOTAL, BRITISH EMPIRE ...	3,600	7,700	7,400	3,155	17	76	55	37
Italy ... Nos.	9,125	89
Other Foreign Countries ...	3,150	877	40	13
TOTAL, FOREIGN COUNTRIES ... Nos.	3,150	10,002	40	102
TOTAL, BRITISH EMPIRE AND FOREIGN COUNTRIES ... Nos.	6,750	7,700	17,402	3,155	57	76	157	37
<i>Cement (c) (III P)—</i>										
United Kingdom ... Cwt.	10,551½	8,820	5,525	1,740	417	1,357	1,725	1,538	454	217
Bombay	800	1,376	467	752
Other British Possessions...	1	3
TOTAL, BRITISH EMPIRE ... Cwt.	10,551½	8,820	5,527	2,542	1,693	1,357	1,725	1,539	924	969
Belgium	1,007½	147
Austria
Italy	188	1,826	348	508
Other Foreign Countries... ..	250	6	23	106	47	39	3	3	33	26
TOTAL, FOREIGN COUNTRIES ... Cwt.	1,257½	192	1,849	106	47	186	351	510	33	26
TOTAL, BRITISH EMPIRE AND FOREIGN COUNTRIES ... Cwt.	11,809	9,012	7,375	2,648	1,740	2,043	1,976	2,049	957	995
<i>Chalk and lime, excluding French chalk (d) (III P)—</i>										
Other British Possessions... .. Cwt.	77½	28	7	102	19	11	1	20
TOTAL, BRITISH EMPIRE ... Cwt.	77½	28	7	102	19	11	1	20
Arabian Gulf Ports... .. Cwt.	16,872	22,941	15,507	14,205	11,841	747	1,091	833	679	868
Other Foreign Countries	674½	26	184	14	44	2	22	5
TOTAL, FOREIGN COUNTRIES ... Cwt.	17,546½	22,967	15,507	14,389	11,855	791	1,093	833	701	873
TOTAL, BRITISH EMPIRE AND FOREIGN COUNTRIES ... Cwt.	17,623½	22,995	15,514	14,389	11,957	809	1,104	834	701	911
<i>Clay (e) (III P)—</i>										
United Kingdom Cwt.	158	84
Other British Possessions... ..	152	163	224	6	12	48	27	43	7	5
TOTAL, BRITISH EMPIRE ... Cwt.	152	163	224	6	170	48	27	43	7	89
Other Foreign Countries Cwt.	22	2
TOTAL, FOREIGN COUNTRIES ... Cwt.	22	2
TOTAL, BRITISH EMPIRE AND FOREIGN COUNTRIES ... Cwt.	152	163	246	6	170	48	27	45	7	89
<i>Pipe and Earthenware (f) (III P)—</i>										
United Kingdom Cwt.	597	89	421	120	216	273
Bombay	175	109
Other British Possessions	233	62
TOTAL, BRITISH EMPIRE ... Cwt.	233	772	89	421	62	229	216	273
Other Foreign Countries Cwt.	8	2
TOTAL, FOREIGN COUNTRIES ... Cwt.	8	2
TOTAL, BRITISH EMPIRE AND FOREIGN COUNTRIES ... Cwt.	241	772	89	421	64	229	216	273
<i>Tiles (g) (III P)—</i>										
France Nos.	27,084	200
Other Foreign Countries	1,620	200	19	1
TOTAL, FOREIGN COUNTRIES ... Nos.	28,704	200	219	1
TOTAL, BRITISH EMPIRE AND FOREIGN COUNTRIES ... Nos.	28,704	200	219	1

TOTAL QUANTITIES and VALUE of ARTICLES IMPORTED—continued.

ARTICLES, AND COUNTRIES OF CONSIGNMENT.	QUANTITIES.					VALUE.				
	1914-1915.	1915-1916.	1916-1917.	1917-1918.	1918-1919.	1914-1915.	1915-1916.	1916-1917.	1917-1918.	1918-1919.
Building and Engineering materials, other than of iron, steel or wood—continued.						£	£	£	£	£
<i>Other sorts (b) (III P)—</i>										
United Kingdom ... Cwt.		1,328		187			94		333	
Other British Possessions ... Cwt.	7½	80	8	1	15	7	80	13	8	21
Bombay—India ... Cwt.	34		64			96		158		
TOTAL BRITISH EMPIRE ... Cwt.	41½	1,416	72	188	15	108	144	171	336	21
Belgium ... Cwt.										
Other Foreign Countries ... Cwt.	25	19	16			7	17	21		
TOTAL FOREIGN COUNTRIES ... Cwt.	25	19	16			7	17	21		
TOTAL BRITISH EMPIRE AND FOREIGN COUNTRIES ... Cwt.	66½	1,437	88	188	15	110	161	192	336	21
TOTAL VALUE OF BUILDING AND ENGINEERING MATERIALS other than OF IRON, STEEL OR WOOD ... Value.						8,344	8,344	8,515	8,223	2,323
Buttons of all sorts—										
Bombay ... Value.								835	189	311
Other British Possessions ... Value.								2	12	13
TOTAL BRITISH EMPIRE ... Value.								837	200	344
Japan ... Value.								157		
Other Foreign Countries ... Value.								37		
TOTAL FOREIGN COUNTRIES ... Value.								194		
TOTAL BRITISH EMPIRE AND FOREIGN COUNTRIES ... Value.								681	200	344
Candles of all kinds (III P)—										
Ceylon ... Lbs.					212,691					6,671
United Kingdom ... Lbs.	4,786	10,644	6,078	2,812	1,627	106	257	187	101	60
Somaliand ... Lbs.										
Straits Settlements ... Lbs.										
India—Bombay ... Lbs.		22,553	147,599		2,899		405	3,057		143
Calcutta ... Lbs.			24,460					525		
Burmah—Other Ports ... Lbs.										
Rangoon ... Lbs.	216,160	112,000				3,000	1,280			
Other British Possessions ... Lbs.	4,162	630		2,278	84	69	10		81	7
TOTAL BRITISH EMPIRE ... Lbs.	226,088	145,856	178,183	5,090	217,689	3,175	1,952	3,780	182	6,890
France ... Lbs.										
Holland ... Lbs.		2,576					67			
Germany ... Lbs.	41,664		560	800		490			20	
Other Foreign Countries ... Lbs.	112	112				2	2	9		
TOTAL FOREIGN COUNTRIES ... Lbs.	41,776	2,698	560	800		492	69	9	20	
TOTAL BRITISH EMPIRE AND FOREIGN COUNTRIES ... Lbs.	267,864	148,554	178,643	5,890	217,689	3,667	2,021	3,779	202	6,890
Canes and Battans (II J)—										
Straits Settlements ... Cwt.	1144		72	141	459	153		114	287	653
Bombay ... Cwt.	174	4			19	32	6			32
Other British Possessions ... Cwt.										
TOTAL BRITISH EMPIRE ... Cwt.	1318	4	72	141	477	185	6	114	287	685
Other Foreign Countries ... Cwt.					17					40
TOTAL FOREIGN COUNTRIES ... Cwt.					17					40
TOTAL BRITISH EMPIRE AND FOREIGN COUNTRIES ... Cwt.	1318	4	72	141	494	185	6	114	287	1,025
Carriages and Carts (excluding railway carriages) and parts thereof—										
<i>Carriages and Carts (a) (III c)—</i>										
United Kingdom ... Nos.						110				
India—Bombay ... Nos.		3	3	14		15	5	6	27	
Other British Possessions ... Nos.										
TOTAL BRITISH EMPIRE ... Nos.		3	3	14		131	5	6	27	
Other Foreign Countries ... Nos.		2			2	24	4			17
TOTAL FOREIGN COUNTRIES ... Nos.		2			2	24	4			17
TOTAL BRITISH EMPIRE AND FOREIGN COUNTRIES ... Nos.		5	3	14	2	155	9	6	27	17
<i>Parts of carriages and carts (b) (III c)—</i>										
India—Bombay ... Value.						69	464	220		107
Other British Possessions ... Value.						63	6	0	108	4
TOTAL BRITISH EMPIRE ... Value.						132	410	220	168	111
Other Foreign Countries ... Value.						7	10	30	1	7
TOTAL FOREIGN COUNTRIES ... Value.						7	10	30	1	7
TOTAL BRITISH EMPIRE AND FOREIGN COUNTRIES ... Value.						139	420	250	169	118
Chalk, French (II J)—										
Other British Possessions ... Cwt.	3	7	10	45	7	3	6	10	27	6
TOTAL ... Cwt.	3	7	10	45	7	3	6	10	27	6
Other Foreign Countries ... Cwt.		11	6				7	3		
TOTAL FOREIGN COUNTRIES ... Cwt.		11	6				7	3		
TOTAL BRITISH EMPIRE AND FOREIGN COUNTRIES ... Cwt.		18	16	45	7		13	13	27	6

No. 7—continued.

TOTAL QUANTITIES and VALUE of ARTICLES IMPORTED—continued.

ARTICLES, AND COUNTRIES OF CONSIGNMENT.	QUANTITIES.					VALUE.				
	1914-1915.	1915-1916.	1916-1917.	1917-1918.	1918-1919.	1914-1915.	1915-1916.	1916-1917.	1917-1918.	1918-1919.
Chemicals and Chemical Preparations. (excluding chemical manures and medicines)—										
<i>Acids—</i>										
Nitric (a i) (III D)—										
Other British Possessions ... Cwt.	4	6	21 1/2	2	3	18	27	33
TOTAL BRITISH EMPIRE ... Cwt.	4	6	21 1/2	2	3	18	27	33
Sulphuric (a ii) (III D)—										
United Kingdom ... Cwt.	168 1/2	80	167	165 1/2	506	162	361	340
Other British Possessions ... Cwt.	11	4	30	63	44	4	40	3
Bombay ... Cwt.	148	520	535
TOTAL BRITISH EMPIRE ... Cwt.	168 1/2	91	161	168	166 1/2	506	206	365	560	578
Other Foreign Countries ... Cwt.	6	11
TOTAL FOREIGN COUNTRIES ... Cwt.	6	11
TOTAL BRITISH EMPIRE AND FOREIGN COUNTRIES ... Cwt.	168 1/2	97	161	168	166 1/2	506	217	365	560	578
Other Sorts (a iii) (III D)—										
United Kingdom ... Cwt.	91 1/2	29	28	24	51	118	174	301	98	253
Bombay ... Cwt.	172	25	23	158	174	1	189
Other British Possessions ... Cwt.	8	27
TOTAL BRITISH EMPIRE ... Cwt.	263 1/2	54	36	24 1/2	73	276	348	328	99	473
Austria ... Cwt.	2
Other Foreign Countries ... Cwt.
TOTAL FOREIGN COUNTRIES ... Cwt.	2
TOTAL BRITISH EMPIRE AND FOREIGN COUNTRIES ... Cwt.	263 1/2	54	36	24 1/2	73	276	350	328	99	473
Aluminous Sulphates (including Alum) (b) (III D).										
United Kingdom ... Cwt.	186	35	68	68
Other British Possessions ... Cwt.	2	19	15	7	8	5	23	19	61
Bombay ... Cwt.	103	178
TOTAL BRITISH EMPIRE ... Cwt.	186	2	19	15	145	71	5	23	19	307
Other Foreign Countries ... Cwt.	4	13	3	30
TOTAL FOREIGN COUNTRIES ... Cwt.	4	13	3	20
TOTAL BRITISH EMPIRE AND FOREIGN COUNTRIES ... Cwt.	186	2	23	15	158	71	5	26	19	327
Ammonia and Salts thereof (c) (III D)—										
United Kingdom ... Cwt.	35	39	44	28	146	128	366	142
Other British Possessions ... Cwt.	8	6	33	20
Bombay ... Cwt.	28	105
TOTAL BRITISH EMPIRE ... Cwt.	8	35	39	50	54	33	146	128	406	247
United States of America ... Cwt.	69	223
Other Foreign Countries ... Cwt.
TOTAL FOREIGN COUNTRIES ... Cwt.	69	223
TOTAL BRITISH EMPIRE AND FOREIGN COUNTRIES ... Cwt.	108	50	54	350	406	247
Arsenic and its oxides (d) (III D)—										
Other British Possessions ... Cwt.
TOTAL BRITISH EMPIRE ... Cwt.
Other Foreign Countries ... Cwt.	2	7
TOTAL FOREIGN COUNTRIES ... Cwt.	2	7
TOTAL BRITISH EMPIRE AND FOREIGN COUNTRIES ... Cwt.	2	7
Bleaching materials (e) (III D)—										
Other British Possessions ... Cwt.	4	9	10	6	5	14	69	28
Egypt ... Cwt.	2	80
TOTAL BRITISH EMPIRE ... Cwt.	4	9	12	6	5	14	139	28
Carbide of calcium, (f) (III D)—										
United Kingdom etc. ... Cwt.	44	180
Other British Possessions ... Cwt.	10	46	25	7	20	38	33	53
TOTAL BRITISH EMPIRE ... Cwt.	10	46	25	51	20	38	33	183
Norway ... Cwt.	60	128	77	113
Other Foreign Countries ... Cwt.	92	20	93	18
TOTAL FOREIGN COUNTRIES ... Cwt.	152	148	170	131
TOTAL BRITISH EMPIRE AND FOREIGN COUNTRIES ... Cwt.	162	192	25	51	190	169	33	183
Copperas (g) (III D)—										
Other British Possessions ... Cwt.	3	5	2	2	14	8
TOTAL BRITISH EMPIRE ... Cwt.	3	5	2	2	14	8
Disinfectants (h) (III D)—										
Egypt ... Cwt.	114	495
United Kingdom ... Cwt.	71	83	4,608	231	100	12,523
Other British Possessions ... Cwt.	30 1/2	27	35	60	10	43	23	40	100	23
TOTAL BRITISH EMPIRE ... Cwt.	30 1/2	98	118	66	4,730	43	244	140	100	13,040
Mossawah ... Cwt.	428	2,140
Other Foreign Countries ... Cwt.	428	2,140
TOTAL FOREIGN COUNTRIES ... Cwt.	428	2,140
TOTAL BRITISH EMPIRE AND FOREIGN COUNTRIES ... Cwt.	89 1/2	98	118	66	5,158	43	144	140	100	15,180

TOTAL QUANTITIES and VALUE of ARTICLES IMPORTED—continued.

ARTICLES AND COUNTRIES OF CONSIGNMENT.	QUANTITIES.					VALUE.				
	1914-1915.	1915-1916.	1916-1917.	1917-1918.	1918-1919.	1914-1915.	1915-1916.	1916-1917.	1917-1918.	1918-1919.
Chemicals and Chemical Preparations <i>excluding Chemical Manure and Medicines—continued.</i>						£	£	£	£	£
<i>Saltpetre (ii) (III D)—</i>										
Other British Possessions ... Cwt.	1	1	1	5	1	1	2	2	39	8
TOTAL BRITISH EMPIRE ... Cwt.	1	1	1	5	1	1	2	2	39	8
TOTAL BRITISH EMPIRE AND FOREIGN COUNTRIES ... Cwt.	1	1	1	5	1	1	2	2	39	8
<i>Soda Compounds—</i>										
<i>Bicarbonate of Soda (Sodium bicarbonate) (j i) (III D)—</i>										
India—Bombay ... Cwt.					45					87
United Kingdom ... Cwt.				300	232				126	168
Other British Possessions ... Cwt.	197	158	181	12		85	45	63	20	
TOTAL BRITISH EMPIRE ... Cwt.	197	158	181	312	277	85	45	63	146	252
Other Foreign Countries ... Cwt.		2					1			
TOTAL FOREIGN COUNTRIES ... Cwt.		2					1			
TOTAL BRITISH EMPIRE AND FOREIGN COUNTRIES ... Cwt.	197	160	181	312	277	85	46	63	146	253
<i>Borax including Boracic Acid (j ii) (III D)—</i>										
United Kingdom ... Cwt.					35					87
Other British Possessions ... Cwt.		15	49	2			42	97	23	
TOTAL BRITISH EMPIRE ... Cwt.		15	49	2	35		42	97	23	87
TOTAL BRITISH EMPIRE AND FOREIGN COUNTRIES ... Cwt.		15	49	2	35		42	97	23	87
<i>Caustic Soda (Sodium Hydroxide) (iii) (III D)—</i>										
Other British Possessions ... Cwt.	91	57	2		6	13	53	5		9
TOTAL BRITISH EMPIRE ... Cwt.	91	57	2		6	13	53	5		9
<i>Sodium Carbonate (Soda ash and soda crystals) (iv) (III D)—</i>										
United Kingdom ... Cwt.			237	208	94			75	168	277
Other British Possessions ... Cwt.	323	209	90	4	9	63	73	50	5	18
TOTAL BRITISH EMPIRE ... Cwt.	323	209	327	302	103	63	73	125	173	290
<i>Other sorts (III D)—</i>										
United Kingdom ... Cwt.										
Other British Possessions ... Cwt.	203	189	155	22	5	72	62	78	19	9
TOTAL BRITISH EMPIRE ... Cwt.	203	189	155	22	5	72	62	78	19	9
Other Foreign Countries ... Cwt.	1	17				1	23			
TOTAL BRITISH EMPIRE AND FOREIGN COUNTRIES ... Cwt.	203	205	155	22	5	73	85	78	19	9
<i>Sulphur (III D)—</i>										
Other British Possessions ... Cwt.		6	6	39	20		5	15	75	34
TOTAL BRITISH EMPIRE ... Cwt.		6	6	39	20		5	15	75	34
<i>Other sorts of Chemicals (i) (III D)—</i>										
United Kingdom ... Value.						2,008	3,538	10,303	9,309	2,016
India—Bombay ... Value.						325	1,100	3,425	1,533	2,340
—Karachi ... Value.						2,101	3,168	2,549	67	500
Other British Possessions ... Value.						6	20	35		7
Zanzibar and Pemba ... Value.						267				
TOTAL BRITISH EMPIRE ... Value.						4,707	7,826	16,313	10,999	4,863
Holland ... Value.						205				
Austria ... Value.										
France ... Value.						204	1,160	6,130		
Germany ... Value.						244				
Egypt ... Value.							67			
Moscow ... Value.							267	531		
United States of America ... Value.							1,570	881	1,200	
Italy ... Value.						441	221	217		
Belgium ... Value.						683				
Arabian Gulf Ports ... Value.						995	1,839	1,051		
Persia ... Value.										
D'Jibouti ... Value.						308		192	500	271
Other Foreign Countries ... Value.						101	65	1	36	63
TOTAL FOREIGN COUNTRIES ... Value.						3,181	5,318	9,003	1,826	334
TOTAL BRITISH EMPIRE AND FOREIGN COUNTRIES ... Value.						7,888	13,294	25,316	12,825	5,197
TOTAL OF CHEMICALS ... Value.						9,353	14,646	29,370	14,647	23,234

524
No. 7—continued.

TOTAL QUANTITIES and VALUE of ARTICLES IMPORTED—continued.

ARTICLES AND COUNTRIES OF CONSIGNMENT.	QUANTITIES.					VALUE.				
	1914-1915.	1915-1916.	1916-1917.	1917-1918.	1918-1919.	1914-1915.	1915-1916.	1916-1917.	1917-1918.	1918-1919.
Chinese and Japanese Ware (including lacquered ware, but excluding earthenware and porcelain) (III E)—						£	£	£	£	£
Other British Possessions ... Value.	63	33	46	38	8
TOTAL BRITISH EMPIRE ... Value.	63	33	46	38	8
Japan ... Value.	241	219	225
Other Foreign Countries ... Value.	13	23	9	43
TOTAL FOREIGN COUNTRIES ... Value.	254	241	234	43
TOTAL BRITISH EMPIRE AND FOREIGN COUNTRIES ... Value.	317	274	280	81	8
Clocks and Watches and Parts thereof—										
Clocks and time-pieces (a) (III K)—										
Bombay ... Nos.	224	173
Other British Possessions ... Nos.	43	135	24	30	10	29	12	29
TOTAL BRITISH EMPIRE ... Nos.	43	135	24	30	224	10	29	12	29	173
United States of America ... Nos.	167	97
Other Foreign Countries ... Nos.	1	121	1	17	46	1
TOTAL FOREIGN COUNTRIES ... Nos.	168	121	1	114	46	1
TOTAL BRITISH EMPIRE AND FOREIGN COUNTRIES ... Nos.	211	256	24	31	224	124	75	12	27	173
Watches (b) (III E)—										
United Kingdom ... Nos.	178	181
Other British Possessions ... Nos.	37	23	46	4	1	5	13	29	2	1
TOTAL BRITISH EMPIRE ... Nos.	37	23	46	4	179	5	13	29	2	182
Other Foreign Countries ... Nos.
TOTAL FOREIGN COUNTRIES ... Nos.
TOTAL BRITISH EMPIRE AND FOREIGN COUNTRIES ... Nos.	37	23	46	4	179	5	13	29	2	182
Parts of Clocks and Watches (c) (III E)—										
Other British Possessions ... Value.	10	4
TOTAL BRITISH EMPIRE ... Value.	10	4
Other Foreign Countries ... Value.
TOTAL FOREIGN COUNTRIES ... Value.
TOTAL BRITISH EMPIRE AND FOREIGN COUNTRIES ... Value.	10	4
TOTAL VALUE OF CLOCKS AND WATCHES AND PARTS THEREOF ... Value.	129	88	51	29	303
Coal, Coke and Patent Fuel—										
Coal (II A)—										
Natal ... Tons.	2,475	4,609	4,378	29,656	9,000	18,436	31,435	225,183
United Kingdom ... Tons.	98,731	82,071	29,988	139,293	198,794	181,366
India—Calcutta ... Tons.	16,377	12,958	15,852	5,763	21,836	33,585	67,382	42,947
British East Africa ... Tons.	1,264	8,010	5,699	41,854
Zanzibar ... Tons.	2,378	20,329	16,643	1,43,977
Bombay ... Tons.	545	8,959	15	1,980	62,491	125
Ceylon ... Tons.	7,480	9,073
TOTAL BRITISH EMPIRE ... Tons.	122,588	96,893	59,004	21,473	50,000	171,104	248,168	313,018	153,516	3,69,254
Morambique ... Tons.	25,938	26,141	31,043	35,101	26,610	34,584	41,515	164,911	170,297	1,71,340
Muskat ... Tons.	53	350
Japan ... Tons.
Arabian Gulf Ports ... Tons.	53	598
Portuguese East Africa ... Tons.
Other Foreign Countries ... Tons.	4	27
TOTAL FOREIGN COUNTRIES ... Tons.	25,938	26,016	31,043	35,153	26,663	34,584	41,515	164,911	170,674	171,938
TOTAL BRITISH EMPIRE AND FOREIGN COUNTRIES ... Tons.	148,526	122,909	90,047	56,626	76,663	205,688	289,683	477,929	324,190	541,222
Coke (II A)—										
United Kingdom ... Tons.	69	308
Other British Possessions ... Tons.	2	30	3	1	1	3	30	17	2	3
TOTAL BRITISH EMPIRE ... Tons.	2	30	72	1	1	3	30	415	2	2

TOTAL QUANTITIES and VALUE of ARTICLES IMPORTED—continued.

ARTICLES AND COUNTRIES OF CONSIGNMENT.	QUANTITIES.					VALUE.				
	1914-1915.	1915-1916.	1916-1917.	1917-1918.	1918-1919.	1914-1915.	1915-1916.	1916-1917.	1917-1918.	1918-1919.
Coal, Coke and Patent Fuel—continued.										
<i>Patent fuel (IIA)—</i>										
Somalland Tons.	820	464	166	82	200	567	647	431	212	691
Other British Possessions "	1	10	7	10
Perlm "	85	75
TOTAL BRITISH EMPIRE ... Tons.	820	469½	166½	82	200	567	1,020	441	212	691
Independent Small Ports Tons.	148½	249	795	606	207	287	632	2,047	1,624	1,059
Mocha "	91½	48	214	167
Arabian Gulf Ports "	31	94
Other Foreign Countries "	17½	86	2	1	10	24	96	5	2	51
TOTAL FOREIGN COUNTRIES ... Tons.	267	333	763	607	307	525	855	2,146	1,628	1,110
TOTAL BRITISH EMPIRE AND FOREIGN COUNTRIES ... Tons.	577	832½	931½	689	507	1,092	1,875	2,587	1,838	1,801
TOTAL OF COAL ... Tons.	140,105	128,371½	91,053½	57,821	77,171	206,783	291,597	460,931	323,030	543,025
Coffee, other than roasted or ground (II)—										
Ceylon Cwt.
Zanzibar and Pemba "	36	68	836	7,101	6,824	72	163	2,340	26,537	17,319
Madras other Port "	87	48	153	80
Somalland "	1,323	2,691	3,519	3,541	2,195	5,268	8,785	11,586	10,822	6,785
Straits Settlements "	4,697	2,354	6,002	5,768	4,350	13,501
Perlm "	255½	720	86	159	377	2,309	173	600
India—Bombay "	10,323	2,660	1,322	338	1,400	12,514	2,039	1,658	375	2,943
Malabar Coast "	1,799	467	1,201	379
Other British Possessions "	76½	50	16	4	13	33	7	11
Cutch "	163	98	173	145
TOTAL BRITISH EMPIRE ... Cwt.	18,689	9,546	11,771	11,139	10,483	26,065	19,163	29,264	40,334	26,908
Mozawah Cwt.	2,798	4,442	268	11,380	14,360	357
Dunkali Coast "	918	144	26	3,578	471	67
Gaizen "	26,562	58,696	27,377	78,362	176,479	82,953
Lohia "	320½	1,219
Hodeidah "	17,321½	96	59,853	257
Mokha "	10,898	57,067	3,078	37,531	189,710	9,916
Arabian Gulf Ports "	150½	1,394	481	574	108	137	3,389	1,152	1,200	307
Islands of Farsan "
Egypt, etc. "	38	200
Kamoran and Farsan "	1,322	1,621	1,057	1,227	3,353	4,234	4,824	3,161
German East Africa "	61	163
Confidah "
Java "	6,018	12,241
D'Jibouti and Obokh "	52,342½	46,194	40,440	55,133	39,730	177,573	141,024	117,433	159,814	142,354
Other Foreign Countries "	37	27	5	14	1	109	69	13	33	5
TOTAL FOREIGN COUNTRIES ... Cwt.	64,790	116,698	72,205	116,974	67,611	291,367	365,277	206,167	342,449	229,136
TOTAL BRITISH EMPIRE AND FOREIGN COUNTRIES ... Cwt.	103,479	128,244	83,976	127,113	78,094	317,422	394,460	236,431	382,783	256,104
Coir Unmanufactured (II J)—										
Other British Possessions Cwt.	106	108	6	18	76	47	2	13
TOTAL BRITISH EMPIRE ... Cwt.	106	108	6	18	76	47	2	13
Arabian Gulf Ports "	241	198
Other Foreign Countries "	5	27
TOTAL FOREIGN COUNTRIES ... Cwt.	241	5	198	27
TOTAL BRITISH EMPIRE AND FOREIGN COUNTRIES ... Cwt.	347	108	6	5	18	274	47	2	27	13

TOTAL QUANTITIES and VALUE of ARTICLES IMPORTED—continued.

ARTICLES AND COUNTRIES OF CONSIGNMENT.	QUANTITIES.					VALUE.				
	1914-1915.	1915-1916.	1916-1917.	1917-1918.	1918-1919.	1914-1915.	1915-1916.	1916-1917.	1917-1918.	1918-1919.
Coir Manufactured (excluding rope) (III P)—						£	£	£	£	£
India—Bombay ... Cwt.	162½	327	233	133	240	210	119	167
Other British Possessions	1	6	27	7	1	5	19	25
Malabar Coast	67½	388	118	61	414	243
TOTAL BRITISH EMPIRE ... Cwt.	231	721	260	125	133	322	629	138	273	167
Mozambique	21	183
Other Foreign Countries	13	30	45	5	10	37	53	3
TOTAL FOREIGN COUNTRIES ... Cwt.	13	30	45	26	10	37	53	186
TOTAL BRITISH EMPIRE AND FOREIGN COUNTRIES ... Cwt.	231	734	290	170	159	322	639	175	326	293
Coral (IV)—										
Other British Possessions	40	53
TOTAL BRITISH EMPIRE ... Lbs.	40	53
Other Foreign Countries
TOTAL FOREIGN COUNTRIES ... Lbs.
 Cordage and Ropes of Vegetable fibre excluding Jute and Cotton (III P)—										
Egypt	125	143
United Kingdom	270½	406	454	652	307	608	1,103	2,041	2,974	1,944
Ceylon	103	321	275	169	228	390
Somaliland	237	221	597	491	519	463	507	956	1,029	1,177
Zanzibar and Pemba
Australia
India—Bombay	1,131½	666	2,001	751	1,182	525	821	2,011	1,084	1,881
—Calcutta	55	57	95	50	105	201
—Nutch	200	160
—Malabar Coast	110	114	483	50	90	187	771	127
—Madras other Ports
Other British Possessions	1	68	5	3	53	17
TOTAL BRITISH EMPIRE ... Cwt.	2,181	2,196	2,498	2,502	2,062	2,129	2,201	5,071	5,980	5,146
Italy	35	44	110	220
Arabian Gulf Ports	397	106	206	128	317	66	220	244
Tonkin	17	167
Djibouti	71	255	98	323
Other Foreign Countries	54½	84	41	19	51	30	36	14	8	77
TOTAL FOREIGN COUNTRIES ... Cwt.	451½	190	232	322	323	347	122	344	560	667
TOTAL BRITISH EMPIRE AND FOREIGN COUNTRIES ... Cwt.	2,632½	2,386	2,730	2,824	2,385	2,476	2,323	5,415	6,540	5,813
Cork Manufactures (III P)—										
Other British Possessions	1½	9	13	8	10	4	14	63	6	70
United Kingdom	139½	97
TOTAL BRITISH EMPIRE ... Cwt.	141	9	13	8	10	101	14	63	6	70
Other Foreign Countries	1½	2	20 17½	2	4	5	3	13
TOTAL FOREIGN COUNTRIES ... Cwt.	1½	2	20 17½	2	4	5	3	13
TOTAL BRITISH EMPIRE AND FOREIGN COUNTRIES ... Cwt.	142½	11	33½	10	10	105	19	66	19	70
Cutlery (III E)—										
United Kingdom	346	152	160	980
Egypt	203
India—Bombay	192	190	94
Other British Possessions	25	109	6	57	30
TOTAL BRITISH EMPIRE ... Value.	665	109	349	510	1,104
Austria	241
Germany	347
Belgium	99
Egypt
United States of America	332	115
Other Foreign Countries	20	37	77	2
TOTAL FOREIGN COUNTRIES ... Value.	1,039	37	192	2
TOTAL BRITISH EMPIRE AND FOREIGN COUNTRIES ... Value.	1,604	146	541	512	1,104

TOTAL QUANTITIES and VALUE of ARTICLES IMPORTED—continued.

ARTICLES, AND COUNTRIES OF CONSIGNMENT.	QUANTITIES.					VALUE.				
	1914-1915.	1915-1916.	1916-1917.	1917-1918.	1918-1919.	1914-1915.	1915-1916.	1916-1917.	1917-1918.	1918-1919.
Cycles (other than motor cycles), and parts thereof and accessories—						£	£	£	£	£
<i>Cycles imported entire or in sections (a) (III. C)—</i>										
United Kingdom ... Nos.			14		10			89		67
India—Bombay ...										
Other British Possessions ...			2	6		40	78	20	41	
TOTAL, BRITISH EMPIRE ... Nos.			16	6	10	40	78	109	41	67
France ... Nos.										
Other Foreign Countries... ..				1	1				3	10
TOTAL, FOREIGN COUNTRIES ... Nos.				1	1				3	10
TOTAL, BRITISH EMPIRE AND FOREIGN COUNTRIES ... Nos.			16	7	11	40	78	109	44	77
<i>Parts of cycles and accessories (b) (III. C)—</i>										
Other British Possessions ... Value.						17	19	45		
TOTAL, BRITISH EMPIRE ... Value.						17	19	45		
Other Foreign Countries ... Value.										
TOTAL, FOREIGN COUNTRIES ... Value.										
TOTAL, BRITISH EMPIRE AND FOREIGN COUNTRIES ... Value.						17	19	45		
Drugs and Medicines (excluding chemicals and narcotics)—										
<i>Alces (a) (III. D)—</i>										
Other British Possessions ... Cwt.										
TOTAL, BRITISH EMPIRE ... Cwt.										
Arabian Gulf Ports ... Cwt.	831	111	125	198	108	309	164	242	297	310
Djibouti ...				30					87	
Other Foreign Countries ... Cwt.				5					10	
TOTAL, FOREIGN COUNTRIES ... Cwt.	831	111	125	171	108	309	164	242	374	310
TOTAL, BRITISH EMPIRE AND FOREIGN COUNTRIES ... Cwt.	831	111	125	171	108	309	164	242	374	310
<i>Asafetida (b) (III. D)—</i>										
Egypt ... Cwt.					128					267
India—Bombay ...	126	38			18	256	110			404
Other British Possessions ... Cwt.			10	16				41	55	
TOTAL, BRITISH EMPIRE ... Cwt.	126	38	10	16	146	256	110	41	55	671
Persia ... Cwt.	37			216		98			219	
Other Foreign Countries ... Cwt.	18	3	15	5		36	8	35	18	
TOTAL, FOREIGN COUNTRIES ... Cwt.	65	3	15	221		134	8	35	226	
TOTAL, BRITISH EMPIRE AND FOREIGN COUNTRIES ... Cwt.	181	41	25	237	146	389	118	76	281	671
<i>Camphor (c) (III. D)—</i>										
Other British Possessions ... Lbs.	252	60	504	157	207	21	5	45	19	34
TOTAL, BRITISH EMPIRE ... Lbs.	252	60	504	157	207	21	5	45	19	34
Other Foreign Countries ... Lbs.										
TOTAL, FOREIGN COUNTRIES ... Lbs.										
TOTAL, BRITISH EMPIRE AND FOREIGN COUNTRIES ... Lbs.	252	60	504	157	207	21	5	45	19	34
<i>Proprietary and patent medicines (f) (III. D)—</i>										
United Kingdom ... Value.						830	1,503	1,897	3,007	1,972
India—Bombay ... Value.							108	61	128	336
Other British Possessions ... Value.						69		1	6	23
TOTAL, BRITISH EMPIRE ... Value.						905	1,609	1,979	2,141	2,331
Other Foreign Countries ... Value.						42	74	10	2	
TOTAL, FOREIGN COUNTRIES ... Value.						42	74	10	2	
TOTAL, BRITISH EMPIRE AND FOREIGN COUNTRIES ... Value.						947	1,683	1,989	2,143	2,331
<i>Sarsaparilla and preparation thereof (III. D)—</i>										
Other British Possessions ... Value.							2	8	51	23
TOTAL, BRITISH EMPIRE ... Value.							2	8	51	23
Quinine Salts—										
Quinine Sulphate and Bisulphate—										
Other British Possessions ... Lbs.				1	73				2	27
TOTAL, BRITISH EMPIRE ... Lbs.				1	73				2	27

528
No. 7—continued.

TOTAL QUANTITIES and VALUE of ARTICLES IMPORTED—continued.

ARTICLES, AND COUNTRIES OF CONSIGNMENT.	QUANTITIES.					VALUE.				
	1914-1915.	1915-1916.	1916-1917.	1917-1918.	1918-1919.	1914-1915.	1915-1916.	1916-1917.	1917-1918.	1918-1919.
Drugs and Medicines (excluding Chemicals and Narcotics)—continued.						£	£	£	£	£
<i>Quinine and alkaloids thereof (including Cinchona and Peruvian bark) (g) (III. D).—</i>										
<i>Quinine Salts—other Sorts—</i>										
Other British Possessions ... Lbs.					10					10
TOTAL, BRITISH EMPIRE ... Lbs.					10					10
TOTAL, BRITISH EMPIRE AND FOREIGN COUNTRIES ... Lbs.					10					10
Other British Possessions ... Lbs.	94					3				
TOTAL, BRITISH EMPIRE ... Lbs.	94					3				
Other Foreign Countries... Lbs.	28					1				
TOTAL, FOREIGN COUNTRIES ... Lbs.	28					1				
TOTAL, BRITISH EMPIRE AND FOREIGN COUNTRIES ... Lbs.	122					4				
<i>Other sorts of drugs and Medicines (g) (III. D).—</i>										
Egypt ... Value.								267	467	249
United Kingdom ... Value.						111	159			113
Straits Settlements ... Value.						2,091	1,809	699	1,018	
Ceylon ... Value.						110	2,722			
India—Bombay ... Value.						2,653		4,020	2,694	5,956
India—Calcutta ... Value.						245		97		
British Somaliland ... Value.								104	878	
Other British possessions ... Value.							127	41	30	5
TOTAL, BRITISH EMPIRE ... Value.						5,210	4,917	5,228	4,512	6,322
Egypt ... Value.						134	87			
Hodeidah ... Value.						72				
Italian East Africa... Value.							134			
Mokha ... Value.						108	1,180	134		
Arabian Gulf Ports ... Value.							124	619		
Persia... Value.						207	683	671	270	
Turkey in Asia ... Value.						307		280		
Gaizan ... Value.								4,616		
Maskat ... Value.									133	168
Mossawah ... Value.							221			
Other Foreign Countries ... Value.						201	120	85	110	26
China... Value.						490	171			
Kamara, etc. ... Value.										410
Djibouti ... Value.								3,733	354	1,954
France ... Value.										900
TOTAL, FOREIGN COUNTRIES ... Value.						1,609	2,703	10,388	567	3,453
TOTAL, BRITISH EMPIRE AND FOREIGN COUNTRIES ... Value.						6,719	7,623	15,616	5,379	9,781
TOTAL, VALUE OF DRUGS AND MEDICINES ... Value.						8,338	8,994	17,976	8,249	13,167
Dyeing and Tanning substances—										
<i>Aniline (c-f) (III. F).—</i>										
United Kingdom ... Lbs.	2,240					87				
Other British Possessions ... Lbs.		7					53			
TOTAL, BRITISH EMPIRE ... Lbs.	2,240	7				87	53			
Egypt ... Lbs.		19					267			
Belgium ... Lbs.	3,739					227				
Holland ... Lbs.	3,024					147				
Other Foreign Countries... Lbs.	1,120					63				
TOTAL, FOREIGN COUNTRIES ... Lbs.	7,880	19				427	267			
TOTAL, BRITISH EMPIRE AND FOREIGN COUNTRIES ... Lbs.	10,120	26				514	320			
<i>Indigo (g) (III. F).—</i>										
Perim ... Cwt.		5					100			
Straits Settlements ... Cwt.			14					500		
India—Bombay ... Cwt.	52				2	455				180
Other British Possessions ... Cwt.	4	2				10	5			
TOTAL, BRITISH EMPIRE ... Cwt.	56	7	14		2	415	105	500		180

TOTAL QUANTITIES and VALUE of ARTICLES IMPORTED—continued.

ARTICLES, AND COUNTRIES OF CONSIGNMENT.	QUANTITIES.					VALUES.				
	1914-1915.	1915-1916.	1916-1917.	1917-1918.	1918-1919.	1914-1915.	1915-1916.	1916-1917.	1917-1918.	1918-1919.
Dyeing and Tanning substances—continued.						£	£	£	£	£
Indigo (b) (III. F)—continued.										
Gaizan ... Cwt.					10					67
Mosawah ...				20					1,000	
Germany ...	300					6,853				
Austria ...										
Belgium ...										
JAVA ...										
Egypt ...										
Mokha ...		25					423			
Arabian Gulf Ports ...	10					163				
Holland ...	100					2,667				
Other Foreign Countries ...	1	2				3	33	1		
TOTAL, FOREIGN COUNTRIES ... Cwt.	411	27		20	10	9,766	466	1	1,000	67
TOTAL, BRITISH EMPIRE AND FOREIGN COUNTRIES ... Cwt.	467	84	14,111	20	12	10,201	661	601	1,000	247
Saffron (c) (III. F)										
India—Bombay ... Lbs.			112					61		
Other British Possessions ...	118					83				
TOTAL, BRITISH EMPIRE ... Lbs.	118		112			83		61		
Spain ... Lbs.			324					70		
France ...										
Other Foreign Countries ...		2	112		5		7	17		53
TOTAL, FOREIGN COUNTRIES ... Lbs.		2	436		5		7	87		53
TOTAL, BRITISH EMPIRE AND FOREIGN COUNTRIES ... Lbs.	118	2	548		5	83	7	148		53
Other sorts (including lac dye) (f) (III. F)—										
Zanzibar ... Cwt.					623					600
Karnohi ...										
Malabar Coast ...					122					229
India—Bombay ...	3,241	1,686	1,063	6,967	7,325	2,595	1,582	1,246	17,162	14,264
" Calcutta ...										
Madras ...										
Other British Possessions ...	4	4	5	20	19	11	5	11	47	68
TOTAL, BRITISH EMPIRE ... Cwt.	3,245	1,690	1,063	6,975	8,269	2,640	1,587	1,257	17,209	15,191
Mosawah ... Cwt.		112					139			
Arabian Gulf Ports ...			146		62			343		527
Mokha ...		104					623			
China ...										
Italian East Africa ...	343		567			74		217		
D'Jibouti and Obokh ...	814	314	163	491	390	2,132	2,631	1,822	6,074	4,647
Jeddah ...										
Other Foreign Countries ...	205	93	85	35	68	136	39	43	27	88
Gaizan ...			146					1,050		
Muscat ...	6					30				
TOTAL, FOREIGN COUNTRIES ... Cwt.	867	623	1,130	516	520	2,423	3,426	3,475	6,101	5,202
TOTAL, BRITISH EMPIRE AND FOREIGN COUNTRIES ... Cwt.	4,112	2,318	2,193	7,491	8,609	4,963	5,013	4,732	23,310	20,423
TOTAL VALUE OF DYEING AND TANNING SUBSTANCES ... Value.						15,716	5,901	5,381	24,310	20,723
Earthenware and Porcelain (excluding pipes of earthenware), (III. H)—										
Egypt ... Value.								113		197
United Kingdom ...						324	479	786	276	644
Straits Settlements ...										
India—Bombay ...						700	422	1,655	1,281	683
Other British Possessions ...						14	20	11	39	15
TOTAL, BRITISH EMPIRE ... Value.						1,128	930	2,665	1,696	1,639

TOTAL QUANTITIES and VALUE of ARTICLES IMPORTED—continued.

ARTICLES, AND COUNTRIES OF CONSIGNMENT.	QUANTITIES.					VALUE.				
	1914-1915.	1915-1916.	1916-1917.	1917-1918.	1918-1919.	1914-1915.	1915-1916.	1916-1917.	1917-1918.	1918-1919.
Earthenware and Porcelain (excluding pipes of earthenware) (III. H)—continued.						£	£	£	£	£
Masawah Value.							201			
Austria Value.						207				
Germany Value.						200				
Belgium Value.										
Holland Value.							156			
Italy Value.						467	307	140	160	
China Value.							211			
Japan Value.						681	1,403	1,227		
Egypt Value.										
Other Foreign Countries Value.						228	115	180	110	79
TOTAL, FOREIGN COUNTRIES ... Value.						1,784	2,283	1,547	270	79
TOTAL, BRITISH EMPIRE AND FOREIGN COUNTRIES ... Value.						2,012	3,323	4,112	1,866	1,018
Electroplated ware (III. E)—										
United Kingdom Value.								133		
Other British possessions Value.						63			43	6
TOTAL, BRITISH EMPIRE ... Value.						63		133	43	6
Feathers (II. J)										
Perim Lbs.	16					79				
United Kingdom Lbs.					160					271
Somaliland Lbs.	605	276	421	98	442	600	611	441	90	292
Other British Possessions Lbs.	12		12	15		7		52	53	
TOTAL, BRITISH EMPIRE ... Lbs.	633	276	433	113	602	686	611	493	153	553
Mosawah Lbs.					160					100
Dunkali Coast Lbs.										
Independent Somali Ports Lbs.	587	1,266	568	398	782	532	607	306	247	120
Italian East Africa Lbs.	85	350	275			97	433	29		
Egypt, etc. Lbs.	146					133				
Italy Lbs.	120					160				
Djibouti and Obokh Lbs.			56					73		
Other Foreign Countries Lbs.	65	23	164	53		46	24	105	34	
TOTAL, FOREIGN COUNTRIES ... Lbs.	1,002	1,639	1,083	451	932	968	1,064	639	281	626
TOTAL, BRITISH EMPIRE AND FOREIGN COUNTRIES ... Lbs.	1,637	1,915	1,496	564	1,534	1,654	1,675	1,320	433	1,179
Fire-works (III. F)—										
Other British Possessions Value.						6			31	23
TOTAL, BRITISH EMPIRE ... Value.						6			31	23
China Value.										
Other Foreign Countries Value.						126				
TOTAL, FOREIGN COUNTRIES ... Value.						126				
TOTAL, BRITISH EMPIRE AND FOREIGN COUNTRIES ... Value.						132			31	23
Fish (excluding Canned Fish)—										
Fish, dry, unsalted (I. A.)—										
Other British Possessions Cwt.	87		42		8	56		73		20
TOTAL, BRITISH EMPIRE ... Cwt.	87		42		8	56		73		20

TOTAL QUANTITIES and VALUE of ARTICLES IMPORTED—continued.

ARTICLES, AND COUNTRIES OF CONSIGNMENT.	QUANTITIES.					VALUE.				
	1914-1915.	1915-1916.	1916-1917.	1917-1918.	1918-1919.	1914-1915.	1915-1916.	1916-1917.	1917-1918.	1918-1919.
Fish, excluding canned fish—(I.A.)—contd.						£	£	£	£	£
Fish, dry, unsalted—continued.										
Independent Somali Ports ... Cwt.	179	172
Mocha	195	440	79	112
Arabian Gulf Ports	583	893
Other Foreign Countries	133	315	152	25	68	75	50	5
TOTAL, FOREIGN COUNTRIES ... Cwt.	911	755	331	25	1,040	187	222	5
TOTAL, BRITISH EMPIRE AND FOREIGN COUNTRIES ... Cwt.	998	755	373	25	8	1,098	187	294	5	23
Fish, dry, salted—(I.A.)—										
Other British Possessions	205	129	60	7	49	99	93	52	8	61
TOTAL, BRITISH EMPIRE ... Cwt.	205	129	60	7	49	99	93	52	8	61
Independent Somali Ports	355	339	139	257
Arabian Gulf Ports	1,891	1,525	285	590	229	1,989	1,305	175	490	209
Muscot	100	115	67	93
Mozambique
D'Jibouti and Obokh	119	91
Other Foreign Countries	119	297	149	70	52	83	143	61	47	58
TOTAL, FOREIGN COUNTRIES ... Cwt.	2,129	1,812	890	1,114	281	2,142	1,446	462	627	355
TOTAL, BRITISH EMPIRE AND FOREIGN COUNTRIES ... Cwt.	2,334	1,941	950	1,121	330	2,241	1,541	514	635	416
Fishmaws and Sharkfins—(I.A.)—										
Other British Possessions	54	15	22	2	1	53	15	21	2	1
TOTAL, BRITISH EMPIRE ... Cwt.	54	15	22	2	1	53	15	21	2	1
Dunkali Coast	158	175
Independent Somali Ports	76	58	72	63
Mocha	168	211
D'Jibouti, etc.
Arabian Gulf Ports	455	892	179	442
Other Foreign Countries	78	110	155	125	10	59	112	135	128	12
TOTAL, FOREIGN COUNTRIES ... Cwt.	691	590	231	125	68	413	765	207	128	80
TOTAL, BRITISH EMPIRE AND FOREIGN COUNTRIES ... Cwt.	253	127	68	228	130	81
Fish, Other Sorts—(I.A.)—										
Other British Possessions	7	19
TOTAL, BRITISH EMPIRE ... Cwt.	7	19
TOTAL, BRITISH EMPIRE AND FOREIGN COUNTRIES ... Cwt.	745	595	7	468	780	19
TOTAL, FISH ... Cwt.	4,077	3,261	1,576	1,273	413	3,808	2,508	1,036	970	535
Fodder, Bran, and Pollards (excluding Ollcake)—(IV)—										
United Kingdom	283	133
India—Bombay	6,432	20,271	8,109	8,070	14,792	2,438	7,677	3,368	4,292	8,853
" Karachi	7,767	3,601	1,325	2,746	1,341	612
" Calcutta	650	277
Other British Possessions	4	105	18	102	13	1	58	5	15	1
TOTAL, BRITISH EMPIRE ... Cwt.	14,853	24,177	9,745	8,772	14,805	5,462	9,076	4,018	4,307	8,859
Arabian Gulf Ports	2,221	5,641	5,757	2,659	555	1,568	1,445	685
Other Foreign Countries	206	462	18	180	50	48	8	53
TOTAL, FOREIGN COUNTRIES ... Cwt.	206	2,683	5,659	5,937	2,659	50	603	1,576	1,498	685
TOTAL, BRITISH EMPIRE AND FOREIGN COUNTRIES ... Cwt.	15,119	26,860	15,404	14,709	17,464	5,512	9,679	5,594	5,805	9,544

No. 7—continued.

TOTAL QUANTITIES and VALUE of ARTICLES IMPORTED—continued.

ARTICLES, AND COUNTRIES OF CONSIGNMENT.	QUANTITY.					VALUE.				
	1914-1915.	1915-1916.	1916-1917.	1917-1918.	1918-1919.	1914-1915.	1915-1916.	1916-1917.	1917-1918.	1918-1919.
Fruits and Vegetables—						£	£	£	£	£
1. Fresh Fruits and Vegetables—										
(a) Fresh Fruits—										
Cocoanuts—(a-1)—(I.B.)—										
Bombay... .. No.					13,380					116
Seychelles			17,685	10,700				116	118	
Zanzibar and Pemba	26,689					198				
Mauritius and Dependencies	49,130	15,900				293	97			
Other British Possessions		13,500	8,890	3,530	500		71	54	28	6
TOTAL, BRITISH EMPIRE ... No.	75,819	28,400	26,525	14,230	13,880	496	168	170	141	122
Other Foreign Countries No.	550	500	695	3,488	60	4	2	6	20	1
TOTAL FOREIGN COUNTRIES ... No.	550	500	695	3,488	60	4	2	6	20	1
TOTAL, BRITISH EMPIRE AND FOREIGN COUNTRIES ... No.	76,369	28,900	27,220	17,718	13,940	440	170	176	161	123
Others—(a-11)—(I.B.)—										
Egypt Value.								458		
Seychelles							107	71		
Zanzibar, etc.						180		115		233
United Kingdom						435	292	455		
India—Bombay						633	680	450	155	439
Other British Possessions						67	38	37	14	
TOTAL, BRITISH EMPIRE ... Value.						1,315	1,105	1,563	169	672
Madagascar Value.							92	156	133	
Italy						1,359	2,087	607	112	
Egypt						499	520			
Other Foreign Countries						154	66	124	104	45
France									147	
TOTAL, FOREIGN COUNTRIES ... Value.						2,022	2,765	917	498	45
TOTAL, BRITISH EMPIRE AND FOREIGN COUNTRIES ... Value.						3,337	3,870	2,600	665	717
Fresh Vegetables of all kinds (b) (I.B.)—										
Egypt Value.								3,270	2,612	4,040
Suskin							183			
United Kingdom						440	70			
Zanzibar, etc.						214	863	3,934	419	
Malta						695	1,188	269		
India—Bombay						5,746	7,224	3,809	5,001	4,068
Karaachi						328	280	127		
Calcutta								760		
Other British Possessions						10	11	8	14	10
TOTAL, BRITISH EMPIRE ... Value.						7,442	9,799	11,747	8,046	8,127
Arabian Gulf Ports... .. Value.								121	124	93
France						850	2,607			
Italy						2,172	112	185		
Egypt						1,812	3,231			
Djibouti							1,339	280	92	150
Other Foreign Countries						100	44	115	67	3
TOTAL, FOREIGN COUNTRIES ... Value.						4,044	7,324	637	288	246
TOTAL, BRITISH EMPIRE AND FOREIGN COUNTRIES ... Value.						12,386	17,123	12,384	8,320	8,373

TOTAL QUANTITIES and VALUE of ARTICLES IMPORTED—continued.

ARTICLES, AND COUNTRIES OF CONSIGNMENT.	QUANTITY.					VALUE.				
	1914-1915.	1915-1916.	1916-1917.	1917-1918.	1918-1919.	1914-1915.	1915-1916.	1916-1917.	1917-1918.	1918-1919.
Fruits and Vegetables: Dried, Salted, or Preserved not being canned or bottled—						£	£	£	£	£
Almonds (a) (I B)—										
Egypt Cwt.	28	6	73	67
India—Bombay	17	70	75	273
Other British Possessions	10	5	11	18	14	81	18	33	65	38
TOTAL, BRITISH EMPIRE ... Cwt.	10	22	104	18	20	31	88	379	65	105
Galkan Cwt.	37	50	51	236	231	293
Konfah	16	110
Hodeida	59	304
Turkey in Asia
Egypt	39	98
Persia
Mossawah	70	16	32	356	98	107
Jedah
Other Foreign Countries	21	21	3	5	9	64	80	11	32	50
TOTAL, FOREIGN COUNTRIES ... Cwt.	135	91	55	87	60	593	438	345	370	353
TOTAL, BRITISH EMPIRE AND FOREIGN COUNTRIES ... Cwt.	145	113	159	100	80	624	524	724	435	438
Currants and Resins (b) (I B)—										
India—Karachi Cwt.	239	178	50	384	340	127
" Bombay	171	260	386	72	43	318	504	903	251	129
Other British Possessions	21	13	42	46
United Kingdom	55	41	98	168
TOTAL, BRITISH EMPIRE ... Cwt.	465	454	440	122	43	900	895	1,117	378	129
Egypt, etc. Cwt.	194	170	163	138
Mossawah
Galkan	351	61	728	112
Other Foreign Countries	71	19	24	7	64	34	40	57
TOTAL, FOREIGN COUNTRIES ... Cwt.	205	189	24	368	61	217	187	40	785	112
TOTAL, BRITISH EMPIRE AND FOREIGN COUNTRIES ... Cwt.	660	643	464	490	104	1,017	1,082	1,157	1,163	241
Dates (c) (I B)—										
Suakin, etc. Cwt.	500	213
Somaliland	315	140
India—Bombay	1,651	1,404	806	123	1,535	661	817	473	76	1,285
" Karachi
" Cutch
Other British Possessions	3	67	47	2	50	42
TOTAL, BRITISH EMPIRE ... Cwt.	1,654	2,031	806	438	1,572	663	1,060	473	216	1,327
Mocha Cwt.	205	114
Arabian Gulf Ports	3,694	11,720	6,938	1,837	1,699	1,673	5,122	3,160	632	1,306
Muskat	15,132	13,587	11,657	6,075	6,173	3,390	6,033	5,274	2,745	6,279
Persia	110,352	6,958	35,194	16,311	7,572	47,323	3,035	17,611	8,999	6,731
Turkey in Asia	23,998	103,477	103,208	49,111	15,749	10,844	47,335	51,613	27,741	13,866
Independent Somali Ports	230	118
Kamaran, etc.	374	183
Jedah	803	133
Other Foreign Countries	78	45	79	34	23	23
TOTAL, FOREIGN COUNTRIES ... Cwt.	153,777	138,052	157,140	73,334	33,393	63,515	61,662	73,164	40,311	27,972
TOTAL, BRITISH EMPIRE AND FOREIGN COUNTRIES ... Cwt.	155,431	139,083	158,036	73,772	34,085	69,178	62,723	73,638	40,526	29,299
Other sorts (d) (I B)—										
United Kingdom Cwt.	16	79
Straits Settlements	43	69
India—Bombay	91	116	153	60	10,479	215	313	463	183	11,213
" Karachi
Other British Possessions	34	23	17	1	40	44	72	3
TOTAL BRITISH EMPIRE ... Cwt.	143	182	170	61	10,479	334	425	535	186	11,213

No. 7—continued.

TOTAL QUANTITIES and VALUE of ARTICLES IMPORTED—continued.

ARTICLES, AND COUNTRIES OF CONSIGNMENT.	QUANTITY.					VALUE.				
	1914-1915.	1915-1916.	1916-1917.	1917-1918.	1918-1919.	1914-1915.	1915-1916.	1916-1917.	1917-1918.	1918-1919.
Fruits and Vegetables: Dried, Salted, or Preserved, not being canned or bottled—continued.						£	£	£	£	£
Other sorts (d) (I B)—continued.										
Muskat ... Cwt.			84		784			83		416
Gaiisan ...					14					71
Italy ...	140			268		170			1,000	
Turkey in Asia ...	90	113				69	79			
Mocha ...	158					78				
A. Gulf Ports ...					141					141
Persia ...	145		332	90		90		208	108	
Independent Somali Ports ...	102	102				70	108			
Other Foreign Countries ...	52	113	162	59	9	44	172	149	96	9
TOTAL, FOREIGN COUNTRIES ... Cwt.	696	328	478	414	928	531	857	438	1,199	637
TOTAL, BRITISH EMPIRE AND FOREIGN COUNTRIES ... Cwt.	840	510	648	475	11,407	855	782	1,003	1,384	11,850
TOTAL, FRUITS AND VEGETABLES, Value.						87,837	88,263	96,850	52,663	61,041
Furniture, Cabinetware and Manufactures of wood—										
Furniture and Cabinetware Bedstead (a) (III G.)—										
United Kingdom ... Value.						151	136			
Other British Possessions ...						16	21	52	2	40
TOTAL, BRITISH EMPIRE ... Value.						167	157	52	2	40
Other Foreign Countries ...						35	7			1
TOTAL, FOREIGN COUNTRIES ... Value.						35	7			1
TOTAL, BRITISH EMPIRE AND FOREIGN COUNTRIES ... Value.						202	164	52	2	41
Furniture of wood (other than Bedstead (b) (III G.)—										
Burmah ... Value.										
United Kingdom ...						69	70		139	113
India—Gulf of Cutch ...										
Bombay ...						372	241	185	135	297
Other British Possessions ...						20	7	52	4	32
TOTAL, BRITISH EMPIRE ... Value.						470	318	237	278	442
Arabian Gulf Ports ... Value.							185			
United States ...						72				
Austria ...						371				
France ...										
Other Foreign Countries ...						129	61	33	28	26
Italy ...							213			
TOTAL, FOREIGN COUNTRIES ... Value.						572	409	33	28	26
TOTAL, BRITISH EMPIRE AND FOREIGN COUNTRIES ... Value.						1,042	727	270	306	468
Furniture of other materials (other than Bedsteads) (c) (III G.)—										
United Kingdom ... Value.						184	170	250	161	713
Bombay ...						258	650	295	77	221
Other British Possessions ...						33	7	31	4	30
TOTAL, BRITISH EMPIRE ... Value.						470	827	576	238	964
Other Foreign Countries ...						57	36	9		33
Mossawah ...										
D'jibouti ...									138	
Italy ...								72		
TOTAL, FOREIGN COUNTRIES ... Value.						57	36	72		
TOTAL, BRITISH EMPIRE AND FOREIGN COUNTRIES ... Value.						527	863	729	265	1,002

TOTAL QUANTITIES and VALUE of ARTICLES IMPORTED—continued.

ARTICLES, AND COUNTRIES OF CONSIGNMENT.	QUANTITIES.					VALUE.				
	1914-1915.	1915-1916.	1916-1917.	1917-1918.	1918-1919.	1914-1915.	1915-1916.	1916-1917.	1917-1918.	1918-1919.
Glass and Glassware—										
<i>Bangles (a) (III H)—</i>										
India—Bombay Value.	115	91	143
Other British Possessions Value.	15	58
TOTAL, BRITISH EMPIRE ... Value.	115	15	58	91	143
Austria Value.	380	113
Germany Value.
Other Foreign Countries Value.	55	1	33
TOTAL, FOREIGN COUNTRIES ... Value.	415	1	113	33
TOTAL, BRITISH EMPIRE AND FOREIGN COUNTRIES ... Value.	530	16	58	204	176
<i>Beads and false pearls (b) (III H)—</i>										
Calcutta Cwt.	4	42	70	284
India—Bombay Cwt.	18	18	24	48	157	121	143	546
Egypt... .. Cwt.	29	139
Other British Possessions Cwt.	1	6	3	1	7	24	32	5
TOTAL, BRITISH EMPIRE ... Cwt.	19	22	48	27	78	164	191	283	175	693
Austria Cwt.	95	570	993	1,035
Germany Cwt.	124	309
Italy Cwt.	142	146	138	18	564	783	873	95
Massowah Cwt.
Japan Cwt.	38	175
France Cwt.	9	87
Other Foreign Countries Cwt.	11	11	6	41	50	38
TOTAL, FOREIGN COUNTRIES ... Cwt.	410	157	714	18	2,169	833	1,946	95
TOTAL, BRITISH EMPIRE AND FOREIGN COUNTRIES ... Cwt.	429	179	762	45	78	2,333	1,024	2,234	270	693
<i>Bottles and phials—</i>										
<i>Soda water bottles (c) (III H)—</i>										
India—Bombay Gross.	90	149
United Kingdom Gross.	311	690	187	446	125	352	395	324	816	532
Somaliland Gross.	391	304	335	382	385	477	372	451	971	1,310
Other British Possessions Gross.	13	5	23	47	8	63
TOTAL, BRITISH EMPIRE ... Gross.	615	639	550	918	510	876	785	841	1,800	1,542
Kamran, etc. Gross.	58	55	63	119
Other Foreign Countries Gross.	22	59	23	19	39	106	67	62
TOTAL, FOREIGN COUNTRIES ... Gross.	22	59	81	55	19	39	106	150	119	62
TOTAL, BRITISH EMPIRE AND FOREIGN COUNTRIES ... Gross.	637	748	631	973	529	915	871	991	1,985	1,604
<i>Other sorts (c) (III H)—</i>										
India—Bombay Gross.	433	2,162	884	371	1,355	76	173	270	86	309
United Kingdom Gross.	263	140	65	189	160	195
Somaliland Gross.
Other British Possessions... .. Gross.	34	11	17	238	36	13	22	25
TOTAL, BRITISH EMPIRE ... Gross.	467	2,441	1,041	609	1,420	112	375	452	111	504
Japan Gross.
Other Foreign Countries Gross.	83	360	59	51	3
TOTAL, FOREIGN COUNTRIES ... Gross.	83	360	59	51	3
TOTAL, BRITISH EMPIRE AND FOREIGN COUNTRIES ... Gross.	550	2,801	1,041	609	1,420	171	426	455	111	504

TOTAL QUANTITIES and VALUE of ARTICLES IMPORTED—continued.

ARTICLES, AND COUNTRIES OF CONSIGNMENT.	QUANTITIES.					VALUE.				
	1914-1915.	1915-1916.	1916-1917.	1917-1918.	1918-1919.	1914-1915.	1915-1916.	1916-1917.	1917-1918.	1918-1919.
Glass, and Glassware—continued.						£	£	£	£	£
<i>Funnels, globes and glass parts of lamps (d) (III H)—</i>										
United Kingdom ... Value.						72	74	217	77	213
Bombay ... Value.							433	591	140	484
Other British Possessions ... Value.						63	3			
TOTAL, BRITISH EMPIRE ... Value.						135	510	808	320	727
Japan ... Value.							67			
Austria ... Value.						85				
Germany ... Value.						105				
Other Foreign Countries ... Value.						7	35	75		17
TOTAL, FOREIGN COUNTRIES ... Value.						257	102	75		17
TOTAL, BRITISH EMPIRE AND FOREIGN COUNTRIES ... Value.						392	612	883	320	744
<i>Sheet and plate (e) (III H)—</i>										
Bombay ... Spl. ft.		2,040			559		68			75
Other British Possessions ... Spl. ft.	1,788				368	60				27
TOTAL, BRITISH EMPIRE ... Spl. ft.	1,788	2,040			927	60	68			102
Belgium ... Spl. ft.	3,620					131				
Other Foreign Countries ... Spl. ft.	320					11				
TOTAL, FOREIGN COUNTRIES ... Spl. ft.	3,940					132				
TOTAL, BRITISH EMPIRE AND FOREIGN COUNTRIES ... Spl. ft.	5,728	2,040			927	192	68			102
<i>Tableware including decanters tumblers, etc., (f) (III H)—</i>										
United Kingdom ... Value.						107	83	91		685
Bombay ... Value.						203		440	270	524
Other British Possessions ... Value.						12	24	27	65	
TOTAL, BRITISH EMPIRE ... Value.						322	107	558	341	1,209
Japan ... Value.							123			
Austria ... Value.						88				
Belgium ... Value.						171				
Other Foreign Countries ... Value.						89	7			
TOTAL, FOREIGN COUNTRIES ... Value.						397	130			
TOTAL, BRITISH EMPIRE AND FOREIGN COUNTRIES ... Value.						619	237	558	341	1,209
<i>Other glassware (g) (III H)—</i>										
Ceylon ... Value.										125
United Kingdom ... Value.						236	101	298	316	
India—Bombay ... Value.						236	291	664	636	907
Other British Possessions ... Value.						15	20	18	2	45
TOTAL, BRITISH EMPIRE ... Value.						487	512	1,010	954	1,077
Austria ... Value.						346				
Germany ... Value.										
A. Gulf Ports ... Value.										
Japan ... Value.								302		181
Other Foreign Countries ... Value.						132	59	26	18	
TOTAL, FOREIGN COUNTRIES ... Value.						478	59	328	18	191
TOTAL, BRITISH EMPIRE AND FOREIGN COUNTRIES ... Value.						965	570	1,338	972	1,268
TOTAL, GLASSWARE ... Value.						6,110	3,624	6,877	4,009	6,299

TOTAL QUANTITIES and VALUE of ARTICLES IMPORTED—continued.

ARTICLES, AND COUNTRIES OF CONSIGNMENT.	QUANTITIES.					VALUE.				
	1914-1915.	1915-1916.	1916-1917.	1917-1918.	1918-1919.	1914-1915.	1915-1916.	1916-1917.	1917-1918.	1918-1919.
Grain, Pulse, and flour—						£	£	£	£	£
<i>Barley (I. C.)—</i>										
India—Karachi Cwt.	9,505	1,187	225	1,326	497	107
—Bombay "	279	1,080	799	2,030	101	635	418	1,148
—Calcutta "
Other British Possessions "	5	58	8	43
TOTAL, BRITISH EMPIRE ... Cwt.	9,789	2,867	1,024	2,030	58	1,435	1,132	525	1,148	42
Turkey in Asia Cwt.	750	200
Persia "
Other Foreign Countries "	6	88	2	2	13	1
TOTAL, FOREIGN COUNTRIES ... Cwt.	756	88	2	202	13	1
TOTAL, BRITISH EMPIRE AND FOREIGN COUNTRIES ... Cwt.	10,545	2,955	1,024	2,030	60	1,637	1,145	525	1,148	43
<i>Gram (I. C.)—</i>										
India—Bombay Cwt.	18,377	24,108	6,133	7,855	20,096	8,885	11,886	4,119	5,177	15,259
—Karachi "	1,245	2,053	431	525	1,039	243
Zanzibar "
Other British Possessions "	1	54	75	23	1	29	43	28
TOTAL, BRITISH EMPIRE ... Cwt.	19,623	26,215	6,564	7,930	20,119	9,411	12,954	4,362	5,220	15,287
Arabian Gulf Ports Cwt.	110	343	73	252
Other Foreign Countries "	30	2	7	1
TOTAL, FOREIGN COUNTRIES ... Cwt.	30	112	343	7	74	252
TOTAL, BRITISH EMPIRE AND FOREIGN COUNTRIES ... Cwt.	19,653	26,215	6,564	8,042	20,461	9,418	12,954	4,362	5,294	15,539
<i>Jowar and Bajra (I. C.)—</i>										
Saukin, &c. Cwt.	5,009	2,275
India—Bombay "	384,687	360,070	328,257	126,277	20,500	153,681	134,560	127,206	77,696	16,567
—Karachi "	141,574	5,543	1,574	51,323	2,075	667
—Calcutta "	26,400	10,085
—Burmah—Rangoon "	24,240	9,387
—Burmah—Other Ports "
Zanzibar and Pemba "
Other British Possessions "	31	86	6	137	11	11	44	2	52	13
India—Cutch, &c. "	312	111
TOTAL, BRITISH EMPIRE ... Cwt.	577,132	361,920	329,837	126,414	20,511	224,487	139,695	128,055	77,949	16,579
Arabian Gulf Ports Cwt.	194	329	69	150
D'Jibouti "	150	113
Mossawah "	776	275
Gaizan "	2,136	1,017
Italian East Africa "	923	369
Northern Africa "	200	67
Egypt "	1,382	492
Other Foreign Countries... .. "	315	15	30	163	47	96	6	11	64	39
Portuguese East Africa "	363	120
TOTAL, FOREIGN COUNTRIES ... Cwt.	2,290	985	953	2,623	197	775	360	380	1,231	162
TOTAL, BRITISH EMPIRE AND FOREIGN COUNTRIES ... Cwt.	579,422	362,905	330,790	129,037	20,708	225,262	139,445	128,435	79,179	16,741

TOTAL QUANTITIES and VALUE of ARTICLES IMPORTED—continued.

ARTICLES, AND COUNTRIES OF CONSIGNMENT.	QUANTITIES.					VALUE.				
	1914-1915.	1915-1916.	1916-1917.	1917-1918.	1918-1919.	£	£	£	£	£
Grain, Pulse, and Flour—continued.										
<i>Oats (I. C.)—</i>										
India—Bombay Cwt.										
Other British Possessions	18					2				
TOTAL, BRITISH EMPIRE ... Cwt.	18					2				
TOTAL, BRITISH EMPIRE AND FOREIGN COUNTRIES Cwt.	18					2				
<i>Pulse (I. C.)—</i>										
Zanzibar, etc. Cwt.										
India—Bombay	4,092	8,207	8,941	5,264	3,291	2,766	5,094	2,989	4,372	3,240
—Karachi	173	196				97	133			
—Calcutta	1,105	345	1,315			653	203	1,109		
Other British Possessions		2	40	38			1	23	83	
TOTAL, BRITISH EMPIRE ... Cwt.	5,370	8,749	5,396	5,302	3,291	3,516	5,430	4,210	4,405	3,240
Other Foreign Countries Cwt.	83	8	117	121	8	45	5	38	79	8
TOTAL, FOREIGN COUNTRIES ... Cwt.	83	8	117	121	8	45	5	38	79	8
TOTAL, BRITISH EMPIRE AND FOREIGN COUNTRIES Cwt.	5,453	8,748	5,413	5,423	3,299	3,561	5,431	4,246	4,484	3,248
<i>Rice not in the class I. C.—</i>										
Somaliand Cwt.				103					182	
Straits Settlements	374		345			252		230		
India—Bombay	3,084	50,495	177,613	198,094	150,361	15,760	25,631	109,530	101,061	137,063
—Karachi	73,949	51,900	76,747	1,760	17,708	89,157	29,177	46,703	1,340	16,662
—Madras Other Ports		375					230			303
—Calcutta	140,359	55,519	63,753			79,595	34,321	63,756		
—Burmah Other Ports	19,576	11,945				7,767	5,411			
United Kingdom		61	82				64	170		
Other British Possessions	63	138	29		24	54	77	18		25
Zanzibar and Pemba	113					75				
TOTAL, BRITISH EMPIRE ... Cwt.	266,537	170,432	348,568	200,047	168,153	142,680	94,931	221,395	162,573	154,950
Independent Somali Ports Cwt.				141					78	
Siam		381					247			
Kamaron and Fusan			2,100					1,287		
Mossawah		1,383					750			
Arabian Gulf Ports		450					240			
EGYPT	154					77				
Turkey in Asia										
Other Foreign Countries	191	48	143	32	78	107	43	75	15	53
TOTAL, FOREIGN COUNTRIES ... Cwt.	345	2,262	2,243	173	78	184	1,280	1,462	93	53
TOTAL, BRITISH EMPIRE AND FOREIGN COUNTRIES Cwt.	266,882	172,694	346,810	200,220	168,231	142,864	96,211	222,857	162,666	155,003
<i>Rice flour (I. C.)—</i>										
Other British Possessions Cwt.	14	17	25	1		9	10	18	1	
TOTAL, BRITISH EMPIRE ... Cwt.	14	17	25	1		9	10	18	1	
<i>Wheat (I. C.)—</i>										
Cutch, &c. Cwt.		1,502					1,001			
India—Bombay	12,555	4,335	4,652	3,335	4,953	7,402	3,339	3,652	3,050	4,778
—Karachi	537					307				
Other British Possessions	2	17				1	11			
TOTAL, BRITISH EMPIRE ... Cwt.	13,094	5,904	4,652	3,335	4,953	7,710	4,351	6,662	3,050	4,778
Arabian Gulf Ports Cwt.				208	98				106	78
Djibouti and Obokh		221					145			
Other Foreign Countries		45	78	33	28		30	40	29	23
TOTAL, FOREIGN COUNTRIES ... Cwt.		266	78	241	126		176	40	136	101
TOTAL, BRITISH EMPIRE AND FOREIGN COUNTRIES Cwt.	13,094	6,170	4,930	3,576	5,079	7,710	4,526	6,702	3,185	4,879

TOTAL QUANTITIES and VALUE of ARTICLES IMPORTED—continued.

ARTICLES, AND COUNTRIES OF CONSIGNMENT.	QUANTITIES.					VALUE.				
	1914-1915.	1915-1916.	1916-1917.	1917-1918.	1918-1919.	1914-1915.	1915-1916.	1916-1917.	1917-1918.	1918-1919.
Grain, Pulse and Flour—continued.						£	£	£	£	£
<i>Wheat Flour (I. C.)—</i>										
Zanzibar ... Cwt.	353	432
United Kingdom	397	446
India—Bombay ...	99,113	89,026	77,801	60,203	90,260	63,123	62,064	56,806	56,632	103,973
" Karachi ...	51,253	28,831	12,712	5,863	5	31,350	19,834	8,855	4,391	5
" Calcutta
Other British Possessions ...	36	62	65	70	29	42	50	53
TOTAL, BRITISH EMPIRE ... Cwt.	150,400	118,469	90,578	65,935	90,265	94,407	82,358	65,711	60,476	103,981
Austria ... Cwt.	663	520
Russia in Europe ...	478	368
Germany ...	220	183
Egypt ...	754	614
Kamran, etc.	623	424
Other Foreign Countries ...	69	2	4	31	11	57	1	2	26	13
TOTAL, FOREIGN COUNTRIES ... Cwt.	2,209	2	627	31	11	1,767	1	426	26	13
TOTAL, BRITISH EMPIRE AND FOREIGN COUNTRIES ... Cwt.	152,609	118,471	91,205	65,966	90,276	96,174	82,359	66,137	60,502	103,994
<i>Other Sorts (I. O.)—</i>										
Egypt ... Cwt.	136	96
Zanzibar ...	474	81	161	193
India—Calcutta ...	651	331	355	408	257	870
" Bombay ...	5,593	4,174	2,572	3,391	2,553	2,528	2,093	1,459	1,532	2,148
" Karachi
United Kingdom ...	65	295	119	33	18	90	337	233	100	80
Somaliland	11	21
Other British Possessions ...	80	171	9	56	23	73	3	45
TOTAL, BRITISH EMPIRE ... Cwt.	6,863	4,971	3,191	2,435	2,708	3,208	2,760	2,161	1,653	2,466
Italian East Africa ... Cwt.	430	133
Egypt ...	275	246
Gaizan	490	275
Other Foreign Countries ...	213	131	131	256	67	135	82	99	161	67
D'Jibouti and Obock ...	156	1,233	779	114	703	449
TOTAL, FOREIGN COUNTRIES ... Cwt.	1,073	1,364	980	746	67	628	875	547	438	67
TOTAL, BRITISH EMPIRE AND FOREIGN COUNTRIES ... Cwt.	7,936	6,335	4,171	3,181	2,775	3,836	3,635	2,699	2,091	2,533
TOTAL, GRAIN, PULSE AND FLOUR ... Cwt.	1,040,406	704,458	791,903	417,493	310,887	490,463	345,706	433,000	318,548	301,975
Gums and Resins—										
<i>Arabic (2) (II B)—</i>										
Suakin, etc. ... Cwt.	1,996	341	3,233	690
Somaliland ...	894	4,165	3,732	1,238	2,138	1,223	7,133	8,138	2,451	4,792
India—Bombay	208	405	333	907
Other British Possessions ...	18	43
TOTAL, BRITISH EMPIRE ... Cwt.	842	6,359	4,479	1,238	2,138	1,266	10,699	9,735	2,481	4,792

TOTAL QUANTITIES and VALUE of ARTICLES IMPORTED—continued.

ARTICLES, AND COUNTRIES OF CONSIGNMENT.	QUANTITIES.					VALUE.				
	1914-1915.	1915-1916.	1916-1917.	1917-1918.	1918-1919.	1914-1915.	1915-1916.	1916-1917.	1917-1918.	1918-1919.
Gums and Resins—continued.										
<i>Arabic (a) (II B)—continued.</i>										
France ... Cwt.	170	319
Mossawah ...	519	1,266	526	109	700	1,601	1,040	216
Konfidah ...	200	471
Gaizan	706	1,137	1,461	2,135
Mocha	874	1,255
Independent Somali Ports ...	576	2,445	3,566	4,992	736	434	3,003	5,453	8,609	1,667
Italian East Africa ...	250	66	132	271	102	233
Jeddah	292	491
Hodeidah ...	224	81	247	177
Arabian Gulf Ports	377	607
Other Foreign Countries ...	87	33	62	61	108	38	137	119
Kamarau etc.	70	147
TOTAL, FOREIGN COUNTRIES ... Cwt.	2,021	5,317	6,930	5,014	2,101	2,236	6,721	8,883	8,790	4,174
TOTAL, BRITISH EMPIRE AND FOREIGN COUNTRIES ... Cwt.	2,863	11,576	10,108	6,352	4,234	3,490	17,479	13,619	11,211	8,966
<i>Benjamin (b) (II B)—</i>										
Straits Settlements ... Cwt.	447	99	179	1,315	503	581
India—Bombay ...	55	190	413	762	961	253	773	1,788	5,303	4,954
Other British Possessions
TOTAL, BRITISH EMPIRE ... Cwt.	502	295	592	762	961	1,668	1,281	2,310	6,315	4,954
Other Foreign Countries ...	12	1	11	25	4	48
TOTAL, FOREIGN COUNTRIES ... Cwt.	12	1	11	25	4	48
TOTAL, BRITISH EMPIRE AND FOREIGN COUNTRIES ... Cwt.	514	296	603	762	961	1,693	1,285	2,397	6,305	4,954
<i>Olibanum or frankincense (c) (II B)—</i>										
India—Bombay ... Cwt.	1,843	2,460
Somaliand	659	190	1	370	127	1
Other British Possessions ...	34	45	29	48
TOTAL, BRITISH EMPIRE ... Cwt.	34	659	190	1	1,888	29	300	127	1	2,508
Independent Somali Ports ...	6,049	19,754	13,498	16,806	9,050	4,553	11,703	12,619	16,436	10,221
Arabian Gulf Ports ...	6,408	8,586	11,064	6,023	3,319	4,501	5,923	10,315	5,780	3,741
Other Foreign Countries ...	117	15	1	66	13	1
TOTAL, FOREIGN COUNTRIES ... Cwt.	12,634	28,340	24,562	22,823	12,370	9,120	17,716	22,934	22,229	13,103
TOTAL, BRITISH EMPIRE AND FOREIGN COUNTRIES ... Cwt.	12,668	29,009	24,752	22,824	14,268	9,149	18,025	23,061	22,230	16,471
<i>Resin (d) (II B)—</i>										
India—Bombay ... Cwt.	144
Other British Possessions ...	114	64	130	5	87	47	128	6
TOTAL, BRITISH EMPIRE ... Cwt.	114	64	130	163	5	87	47	128	144	6
Italian East Africa ... Cwt.	38	72
Other Foreign Countries
TOTAL, FOREIGN COUNTRIES ... Cwt.	38	72
TOTAL, BRITISH EMPIRE AND FOREIGN COUNTRIES ... Cwt.	114	100	130	163	5	87	119	128	144	6
<i>Other Sorts (e) (II B)—</i>										
United Kingdom ... Cwt.	6	69
Straits Settlements	25	67
Somaliand ...	783	742	721	776	1,861	1,810	1,261	1,423	2,905	5,796
India—Bombay	62	84	61	343
Other British Possessions ...	25	26	10	26	80	35
TOTAL, BRITISH EMPIRE ... Cwt.	813	803	783	866	1,861	1,836	1,317	1,504	3,221	5,831

TOTAL QUANTITIES and VALUE of ARTICLES IMPORTED—continued.

ARTICLES, AND COUNTRIES OF CONSIGNMENT.	QUANTITIES.					VALUE.				
	1914-1915.	1915-1916.	1916-1917.	1917-1918.	1918-1919.	1914-1915.	1915-1916.	1916-1917.	1917-1918.	1918-1919.
Gums and Resins—continued.						£	£	£	£	£
<i>Other Sorts (a) (II B)—continued.</i>										
Mossambik Cwt.		291					618			
Hodeida Cwt.										
Austria Cwt.										
Independent Small Ports Cwt.	7,428	10,358	14,670	10,684	12,717	4,911	13,459	10,750	9,801	18,283
Italian East Africa Cwt.	150	187	202	176	480	243	261	250	287	1,600
Arabian Gulf Ports Cwt.	1,653	1,834	1,586	2,007	6,890	1,479	1,993	1,711	4,793	12,552
Persia Cwt.	307	125	102	43		628	218	301	98	
Djibouti Cwt.					101					372
Gazan Cwt.					54					144
Other Foreign Countries Cwt.	69	21	30	37		116	47	80	90	
TOTAL, FOREIGN COUNTRIES Cwt.	9,665	21,856	16,680	13,946	20,341	7,377	15,406	13,443	14,849	32,956
TOTAL, BRITISH EMPIRE AND FOREIGN COUNTRIES Cwt.	10,478	22,659	17,443	14,812	22,202	8,713	16,813	14,546	18,070	48,789
TOTAL, GUMS AND RESINS Cwt.	26,837	68,630	53,028	44,843	41,603	23,002	53,721	58,750	50,980	69,186
Hair and manufactures of Hair—										
<i>Hair of all kinds (II J)—</i>										
Other Foreign Countries Cwt.										
Other British Possessions Cwt.	30					60				
TOTAL Cwt.	30					60				
Hardware excluding cutlery and electro-plated ware—										
<i>Agricultural Implements (a) (III E)—</i>										
United Kingdom Value.										97
Other British Possessions Value.						28	13			29
TOTAL, BRITISH EMPIRE Value.						28	13			126
Other Foreign Countries Value.										
TOTAL, FOREIGN COUNTRIES Value.										
TOTAL, BRITISH EMPIRE AND FOREIGN COUNTRIES Value.						28	13			126
<i>Buckets of tinned or galvanized iron (b) (III E)—</i>										
Bombay Value.										111
United Kingdom Value.						513		229		96
Other British Possessions Value.						2	58	63	83	
TOTAL, BRITISH EMPIRE Value.						515	64	292	83	207
Other Foreign Countries Value.						44				
TOTAL, BRITISH EMPIRE AND FOREIGN COUNTRIES Value.						559	64	292	83	207
<i>Builders' hardware, such as locks, hinges, door bolts, etc. (c) (III E)—</i>										
United Kingdom Value.						105	105	159	184	224
India—Bombay Value.						235	434	585	385	750
Other British Possessions Value.								1	1	
TOTAL, BRITISH EMPIRE Value.						403	539	745	570	974
United States Value.							550			
Germany Value.						434				
Belgium Value.										
Other Foreign Countries Value.						127		701		
TOTAL, FOREIGN COUNTRIES Value.						561	550	701		
TOTAL, BRITISH EMPIRE AND FOREIGN COUNTRIES Value.						964	1,089	1,446	570	974
<i>Domestic hardware, other than enamelled iron ware (III E)—</i>										
United Kingdom Value.										238
Egypt Value.										207
Other British Possessions Value.										45
TOTAL, BRITISH EMPIRE Value.										490
Other Foreign Countries Value.									1	47
TOTAL, FOREIGN COUNTRIES Value.									1	47
TOTAL, BRITISH EMPIRE AND FOREIGN COUNTRIES Value.									1	537
<i>Enamelled ironware (e) (III E)—</i>										
United Kingdom Value.						161		168	397	268
India—Bombay Value.						166	309	411	312	113
Calcutta Value.						78				
Other British Possessions Value.						2	35	18	2	
TOTAL, BRITISH EMPIRE Value.						397	344	617	541	381
Italy Value.							118			
Austria Value.						1,343				
Germany Value.						80				
Other Foreign Countries Value.						94	9	23		
TOTAL, FOREIGN COUNTRIES Value.						1,516	127	23		
TOTAL, BRITISH EMPIRE AND FOREIGN COUNTRIES Value.						1,613	471	640	541	381

TOTAL QUANTITIES and VALUE of ARTICLES IMPORTED—continued.

ARTICLES, AND COUNTRIES OF CONSIGNMENT.	QUANTITIES.					VALUE.				
	1914-1915.	1915-1916.	1916-1917.	1917-1918.	1918-1919.	1914-1915.	1915-1916.	1916-1917.	1917-1918.	1918-1919.
Hardware excluding cutlery and electro-plated ware—continued.						£	£	£	£	£
<i>Implements and tools, other than agricultural implements and machine tools (f) (III E)—</i>										
United Kingdom Value.	147	80	84
India—Bombay Value.	208
Other British Possessions Value.	89	39	84	13
TOTAL, BRITISH EMPIRE ... Value.	206	110	84	13	287
Other Foreign Countries Value.	51	61
TOTAL, FOREIGN COUNTRIES ... Value.	51	61
TOTAL, BRITISH EMPIRE AND FOREIGN COUNTRIES ... Value.	257	180	84	13	287
<i>Lamps, metal (g) (III E)—</i>										
United Kingdom No.	1,667	219	872	181	204	823	229	398	285	151
India—Bombay No.	1,480	10,962	954	4,664	171	1,417	170	1,167
Other British Possessions No.	458	1	2	5	27	2	1	12
TOTAL, BRITISH EMPIRE ... No.	2,125	1,699	11,835	1,137	4,963	850	400	1,815	456	1,330
Austria No.	2,900	200
Germany No.
Other Foreign Countries No.	622	72	240	85	7	40
United States No.	1,320	1,206	3,672	127	169	635
TOTAL, FOREIGN COUNTRIES ... No.	4,842	1,378	3,672	240	412	176	635	40
TOTAL, BRITISH EMPIRE AND FOREIGN COUNTRIES ... No.	6,967	3,077	15,507	1,137	5,203	1,262	576	2,450	456	1,370
<i>Lamps, glass (h) (III E)—</i>										
United Kingdom No.	1,339	306
India—Bombay No.	1,369	1,608	72	120
Other British Possessions No.	766	52	655	336	35	16	67	27
TOTAL, BRITISH EMPIRE ... No.	2,123	2,999	655	336	107	412	67	27
Austria No.	4,437	163
United States No.	4,206	1,555	279	311
Other Foreign Countries No.	1,544	1,666	46	35
TOTAL, FOREIGN COUNTRIES ... No.	5,981	5,892	1,555	209	314	311
TOTAL, BRITISH EMPIRE AND FOREIGN COUNTRIES ... No.	8,104	8,791	2,210	336	316	726	378	27
<i>Parts of Lamps, other than glass (i) (III E)—</i>										
Bombay, Value.	208
United Kingdom Value.	125	67	80
Other British Possessions Value.	64	4	9	29	18
TOTAL, BRITISH EMPIRE ... Value.	64	4	134	96	307
Other Foreign Countries Value.	12
TOTAL, FOREIGN COUNTRIES ... Value.	12
TOTAL, BRITISH EMPIRE AND FOREIGN COUNTRIES ... Value.	64	16	134	96	307
<i>Safes and strong boxes of metal (g) (III E)...</i>										
India—Bombay No.
United Kingdom No.	31	8	13	6	107	88	98	160
Other British Possessions No.	7	18	8	1	5	65	86	81	7	40
TOTAL, BRITISH EMPIRE ... No.	38	18	16	14	11	172	86	169	105	200
Austria No.
Other Foreign Countries No.	1	3	1	8	19	7
TOTAL, FOREIGN COUNTRIES ... No.	1	3	1	8	19	7
TOTAL, BRITISH EMPIRE AND FOREIGN COUNTRIES ... No.	39	21	16	14	12	180	105	169	105	207

TOTAL QUANTITIES and VALUE of ARTICLES IMPORTED—continued.

ARTICLES, AND COUNTRIES OF CONSIGNMENT.	QUANTITIES.					VALUE.				
	1914-1915.	1916-1916.	1916-1917.	1917-1918.	1918-1919.	1914-1915.	1916-1916.	1916-1917.	1917-1918.	1918-1919.
Hardware, including Cutlery and Electro-plated ware—continued.						£	£	£	£	£
<i>Other sorts (k) (III E.)</i>										
Egypt Value.	263	111
Somaland Value.	220
United Kingdom Value.	1,260	947	565	1,489	7,794
India—Bombay Value.	505	550	637	417	1,723
Zanzibar Value.
Perim Value.	70
Other British Possessions Value.	64	96	64	93	52
TOTAL, BRITISH EMPIRE ... Value.	1,829	1,699	1,619	2,080	9,779
Sweden Value.	70	92
Austria Value.	73
France Value.	115
Germany Value.	318
Italy Value.	245
United States of America Value.	102	418
Mossawati Value.	87
Djibouti Value.	118	91	161	471
Other Foreign Countries... .. Value.	82	61	159	59	21
TOTAL, FOREIGN COUNTRIES ... Value.	813	466	760	217	579
TOTAL, BRITISH EMPIRE AND FOREIGN COUNTRIES ... Value.	2,642	2,069	3,379	2,277	10,358
TOTAL, HARDWARE Value...	3,166	5,083	7,342	4,146	14,764
Hides and Skins, Raw—										
<i>Hides, Raw (II C.)—</i>										
United Kingdom { Cwt. & No.
Suskin and Port Sudan { Cwt. & No.	2,328	43	7,549	147
Karachi { Cwt. & No.	48	160
Somaland { Cwt. & No.	2,665	2,196	2,039	268	1,570	9,627	8,900	6,903	903	7,158
Zanzibar and Pemba { Cwt. & No.	69	160	26	1,085	221	539	133	6,667
India—Bombay { Cwt. & No.	24	24	40	104	112	178
Perim { Cwt. & No.	94	500	382	1,516
Other British Possessions { Cwt. & No.	11	8	29	26	29	53
TOTAL, BRITISH EMPIRE ... { Cwt. & No.	5,104	2,922	2,100	334	2,634	18,139	11,268	7,076	1,107	15,883
Mossawah { Cwt. & No.	107	44	800	343	93	3,200
Dunkali Coast { Cwt. & No.	712	266	193	2,202	804	567
Independent Somali Ports { Cwt. & No.	1,679	176	120	45	4,893	643	342	102
Italian East Africa { Cwt. & No.	5,816	255	3,467	25,779	730	13,726

TOTAL QUANTITIES and VALUE of ARTICLES IMPORTED—continued.

ARTICLES, AND COUNTRIES OF CONSIGNMENT.	QUANTITIES.					VALUE.				
	1914-1915.	1915-1916.	1916-1917.	1917-1918.	1918-1919.	1914-1915.	1915-1916.	1916-1917.	1917-1918.	1918-1919.
<i>Hides and Skins, Raw—continued.</i>						£	£	£	£	£
<i>Hides, Raw (II C.)—continued.</i>										
Konfidah { Cwt. & No.	363 3,680					894				
Gaizan { Cwt. & No.			1,226 12,255	440 4,400	40 400			3,520	1,324	173
Kamaran and Farsan { Cwt. & No.		186 1,800	404 4,040				607	1,230		
Hodaidah { Cwt. & No.	2,643 20,475					9,037				
Mocha { Cwt. & No.	2,904 20,043	4,129 41,290	291 2,910			8,036	12,803	688		
Arabian Gulf Ports { Cwt. & No.	618 6,178	757 7,569	433 4,332	219 2,203	277 2,772	1,553	2,008	1,183	529	692
Madagascar { Cwt. & No.			80 800					287		
Djibouti and Obokh { Cwt. & No.	28,290 282,904	25,301 253,013	28,428 284,281	29,743 297,479	6,223 62,229	157,167	111,522	1,58,139	144,500	39,689
Other Foreign Countries { Cwt. & No.	28 228	8 80	18 180	39 390	164 164	86	18	31	73	19
Total, Foreign Countries { Cwt. & No.	43,170 431,707	31,142 311,422	35,490 354,794	39,416 394,432	6,6014 66,017	311,500	129,492	1,80,108	146,415	40,673
TOTAL, BRITISH EMPIRE AND FOREIGN COUNTRIES { Cwt. & No.	49,274 492,745	34,064 340,646	37,620 376,794	29,790 297,797	9,2954 92,817	229,639	140,763	1,87,183	147,622	59,556
<i>Skins, Raw (II C.)—</i>										
Egypt, &c. { Cwt. & No.			22 1,770					181		
Somaliland { Cwt. & No.	19,003 1,520,223	20,930 1,674,373	19,909 1,692,691	17,455 1,399,390	21,409 1,712,769	83,500	124,253	169,754	107,242	119,143
Zanzibar and Pemba { Cwt. & No.	849 27,802	557 44,540	398 31,402	595 47,635	188 15,000	797	2,861	1,374	4,245	2,000
Perim { Cwt. & No.	91 7,352	547 43,777	43 3,470	51 4,071	53 4,217	321	1,700	179	235	269
Other British Possessions { Cwt. & No.	0 710	8 640				41	43			
Total, BRITISH EMPIRE { Cwt. & No.	19,452 1,556,097	22,042 1,763,330	20,397 1,692,393	18,101 1,446,099	21,650 1,731,976	89,719	128,867	1,65,498	111,728	120,417
Mossawah { Cwt. & No.	5,774 461,919	6,049 493,880	581 44,900	1,345 99,500	1,052 84,100	25,093	23,012	2,559	5,047	5,611
Dunkali Coast { Cwt. & No.	4,545 363,620	3,243 259,440	1,102 88,123	1,276 102,105	899 71,120	20,307	13,191	4,718	7,738	4,021
France { Cwt. & No.	60 4,900	38 3,240				733	167			
Independent Somali Ports { Cwt. & No.	6,534 620,072	5,459 494,796	5,794 469,556	2,303 194,251	3,735 298,794	24,606	19,795	31,432	10,932	18 121
Italian East Africa { Cwt. & No.	6,825 1,494,000	5,047 1,176,312	5,859 1,621,464	1,567 450,680	1,988 638,000	26,034	17,194	27,628	5,593	8,193
German East Africa { Cwt. & No.										
Konfidah { Cwt. & No.	1,271 101,640					6,028				

TOTAL QUANTITIES and VALUE of ARTICLES IMPORTED—continued.

ARTICLES, AND COUNTRIES OF CONSIGNMENT.	QUANTITIES					VALUE.				
	1914-1915.	1915-1916.	1916-1917.	1917-1918.	1918-1919.	1914-1915.	1915-1916.	1916-1917.	1917-1918.	1918-1919.
Hides and Skins, Raw—continued.						£	£	£	£	£
<i>Skins, Raw—continued.</i>										
Jeddah Cwt. & No.	557 44,520	228 18,300	136 10,999	05 7,620	2,337	811	878	..	600
Gaizan Cwt. & No.	520 41,580	979 78,920	31,174 1,009,603	8,308 658,665	11,113 639,010	1,638	3,197	182,795	48,480	49,963
Kamaran and Fursan Cwt. & No.	324 25,937	559 44,730	74 5,880	90 7,640	...	1,730	3,407	459	426
Hodaidah Cwt. & No.	2,020 234,843	11,853
Mocha Cwt. & No.	1,969 157,540	19,166 1,063,250	7,559 127,130	7,359	52,791	7,658
Arabian Gulf Ports Cwt. & No.	387 30,030	455 36,418	991 79,245	769 61,555	1,987 158,070	1,230	1,636	6,418	3,163	8,080
Islands of Fursan, &c. Cwt. & No.
D'jibouti and Obokh Cwt. & No.	12,638 1,017,070	16,980 1,358,388	18,070 1,445,638	7,227 573,161	11,270 901,568	72,209	66,954	140,080	52,140	79,270
Lohia Cwt. & No.	128 10,270	610
Austria Cwt. & No.
Italy Cwt. & No.	60 4,500	267
Other Foreign Countries Cwt. & No.	19 2,550	4	78	4
United States Cwt. & No.	13 660	80
TOTAL, FOREIGN COUNTRIES Cwt. & No.	48,033 4,665,737	51,907½ 4,937,321	55,911 5,060,378	23,699 2,179,157	32,225 3,064,852	300,390	220,652	359,325	139,827	176,294
TOTAL, BRITISH EMPIRE AND FOREIGN COUNTRIES Cwt. & No.	63,120 6,141,834	74,600½ 6,760,651	76,256 7,280,711	40,800 3,627,259	63,875 4,786,858	290,109	319,509	524,713	245,549	295,711
TOTAL, HIDES AND SKINS, RAW Cwt. & No.	111,394 6,624,579	108,078½ 7,091,297	118,836 7,805,505	70,580 3,925,050	68,160½ 4,579,705	519,748	490,299	711,806	393,071	352,297
Hops (II)—										
United Kingdom Cwt.	6	78	...
Other British Possessions Cwt.	2	½	6	2	3	10	8	56	23	33
TOTAL, BRITISH EMPIRE Cwt.	3	½	6	8	3	10	8	56	101	33
Other Foreign Countries Cwt.
TOTAL, FOREIGN COUNTRIES Cwt.
TOTAL, BRITISH EMPIRE AND FOREIGN COUNTRIES Cwt.	3	½	6	8	3	1	8	56	101	33
Horns, tips, and pieces of horn, and Hoaxmeal (II J)—										
Snakin Cwt.
Other British Possessions Cwt.
TOTAL, BRITISH EMPIRE Cwt.
Mossawah Cwt.	...	201	439
Independent Somali Ports Cwt.	...	20	99
Italian East Africa Cwt.
Other Foreign Countries Cwt.	32	...	4	2	...	66	...	18	9	...
TOTAL, FOREIGN COUNTRIES Cwt.	32	221	4	2	...	66	532	18	9	...
TOTAL, BRITISH EMPIRE AND FOREIGN COUNTRIES Cwt.	32	221	4	2	...	66	532	18	9	...
Instruments, Apparatus, and appliances and parts thereof—										
<i>Electrical, other than telegraphic and telephone, not being machinery—</i>										
<i>Electric fans and parts thereof (a)</i>										
(II. E)—										
United Kingdom Value.	60	85	25	7	...
Other British Possessions Value.	60	33	25	7	...
TOTAL, BRITISH EMPIRE Value.	60	118	25	7	...

TOTAL QUANTITIES and VALUE of ARTICLES IMPORTED—continued.

ARTICLES, AND COUNTRIES OF CONSIGNMENT.	QUANTITIES.					VALUE.				
	1914-1915.	1915-1916.	1916-1917.	1917-1918.	1918-1919.	1914-1915.	1915-1916.	1916-1917.	1917-1918.	1918-1919.
Instruments, Apparatus, and appliances and parts thereof—continued.						£	£	£	£	£
<i>Electrical, other than telegraphic and telephones, not being machinery—continued.</i>										
Electric fans and parts thereof (a i) (III. E)—continued.										
Other Foreign Countries ... Value.							18	15		
TOTAL, FOREIGN COUNTRIES ... Value.							18	15		
TOTAL, BRITISH EMPIRE AND FOREIGN COUNTRIES ... Value.						60	136	40	7	
Electric lamps and parts thereof (a ii) (III. E)—										
Other British Possessions ... Value.						54	32	4	5	64
TOTAL, BRITISH EMPIRE ... Value.						54	32	4	5	64
Other Foreign Countries ... Value.							4			
TOTAL, FOREIGN COUNTRIES ... Value.							4			
TOTAL, BRITISH EMPIRE AND FOREIGN COUNTRIES ... Value.						54	36	4	5	64
Electric Wire and Cables (a iii) (III. E)—										
Perin ... Value.								633		
Other British Possessions ... Value.							2			
Other Foreign Countries ... Value.										
TOTAL, BRITISH EMPIRE AND FOREIGN COUNTRIES ... Value.							2	633		
Other sorts (a iv) (III. E)—										
United Kingdom ... Value.						117	123		67	
India—Bombay ... Value.						116				119
Other British Possessions ... Value.							43	41	39	65
TOTAL, BRITISH EMPIRE ... Value.						233	224	41	106	184
Other Foreign Countries ... Value.							14	20		33
TOTAL, FOREIGN COUNTRIES ... Value.						14	167			33
TOTAL, BRITISH EMPIRE AND FOREIGN COUNTRIES ... Value.						247	391	41	106	217
Musical—										
<i>Organs and Harmoniums complete (b i) (III. E)—</i>										
United Kingdom ... No.	6					72				
Other British Possessions ... No.	1		2	1		12	1	18	18	
TOTAL, BRITISH EMPIRE ... No.	7		2	1		84	2	18	18	
Other Foreign Countries ... No.	2					18	20			
TOTAL, FOREIGN COUNTRIES ... No.	2					18	20			
TOTAL, BRITISH EMPIRE AND FOREIGN COUNTRIES ... No.	9		2	1		102	22	18	18	
Pianos and Piano players complete (b ii) (III. E)—										
United Kingdom ... No.	4		1			103		67		
Bombay ... No.		2		1			93		67	
Other British Possessions ... No.	1					27			67	
TOTAL, BRITISH EMPIRE ... No.	5	2	1	1		130	93	67	67	
France ... No.										
Other Foreign Countries ... No.	2					43				
TOTAL, FOREIGN COUNTRIES ... No.	2					43				
TOTAL, BRITISH EMPIRE AND FOREIGN COUNTRIES ... No.	7	2	1	1		173	93	67	67	

TOTAL QUANTITIES and VALUE of ARTICLES IMPORTED—continued.

ARTICLES, AND COUNTRIES OF CONSIGNMENT.	QUANTITIES.					VALUE.				
	1914-1915.	1915-1916.	1916-1917.	1917-1918.	1918-1919.	1914-1915.	1915-1916.	1916-1917.	1917-1918.	1918-1919.
Instruments, Apparatus, and Appliances, and parts thereof—continued.						£	£	£	£	£
<i>Talking machines and accessories (b iii) (III. B)—</i>										
Bombay ... Value.								72		
United Kingdom ... Value.						253	149			
Other British Possessions ... Value.						74	38	62		
TOTAL, BRITISH EMPIRE ... Value.						327	187	134		
Germany ... Value.										
Other Foreign Countries ... Value.						50	32			
TOTAL, FOREIGN COUNTRIES ... Value.						50	32			
TOTAL, BRITISH EMPIRE AND FOREIGN COUNTRIES ... Value.						377	219	134		
<i>Talking machines (III. B)—</i>										
Other British Possessions ... No.				6	1				43	3
TOTAL, BRITISH EMPIRE ... No.				6	1				43	3
France ... No.				58					260	
Other Foreign Countries ... No.				8					14	
TOTAL, FOREIGN COUNTRIES ... No.				66					274	
TOTAL, BRITISH EMPIRE AND FOREIGN COUNTRIES ... No.				72	1				317	3
Records—										
Bombay ... No.				671	1,167				91	172
Other British Possessions ... No.			120	235	10			8	28	7
TOTAL, BRITISH EMPIRE ... No.			120	906	1,177			8	119	179
TOTAL, BRITISH EMPIRE AND FOREIGN COUNTRIES ... No.			120	906	1,213			8	119	186
Accessories—										
Other British Possessions ... Value.								13	1	1
TOTAL, BRITISH EMPIRE ... Value.								13	1	1
Records—										
Other Foreign Countries ... Value.					36					7
TOTAL, FOREIGN COUNTRIES ... Value.					36					7
Other Foreign Countries ... Value.									17	
TOTAL, FOREIGN COUNTRIES ... Value.									17	
TOTAL, BRITISH EMPIRE AND FOREIGN COUNTRIES ... Value.								13	18	1
<i>Other sorts including parts of musical instruments (b iv) (III. B)—</i>										
United Kingdom ... Value.									156	
India—Bombay ... Value.										
Other British Possessions ... Value.						63	11	36		50
TOTAL, BRITISH EMPIRE ... Value.						63	11	36	156	50
France ... Value.										106
Other Foreign Countries ... Value.						1	3			
TOTAL, FOREIGN COUNTRIES ... Value.						1	3			106
TOTAL, BRITISH EMPIRE AND FOREIGN COUNTRIES ... Value.						64	14	36	156	156
<i>Optical (c) (III. B)—</i>										
United Kingdom ... Value.							67			
Other British Possessions ... Value.						7	22	84	6	6
TOTAL, BRITISH EMPIRE ... Value.						7	89	84	6	6
Other Foreign Countries ... Value.								15		
TOTAL, FOREIGN COUNTRIES ... Value.								15		
TOTAL, BRITISH EMPIRE AND FOREIGN COUNTRIES ... Value.						7	89	99	6	6

TOTAL QUANTITIES and VALUE of ARTICLES IMPORTED—continued.

ARTICLES, AND COUNTRIES OF CONSIGNMENT.	QUANTITIES.					VALUE.				
	1914-1915.	1915-1916.	1916-1917.	1917-1918.	1918-1919.	1914-1915.	1915-1916.	1916-1917.	1917-1918.	1918-1919.
Instruments, Apparatus, and Appliances, and parts thereof—continued.						£	£	£	£	£
<i>Photographic (d) (III. E)—</i>										
United Kingdom Value.						95	82	109		219
Other British Possessions Value.						60			33	
TOTAL, BRITISH EMPIRE ... Value.						155	82	109	33	219
Other Foreign Countries... .. Value.						2				
TOTAL, FOREIGN COUNTRIES ... Value.						2				
TOTAL, BRITISH EMPIRE AND FOREIGN COUNTRIES ... Value.						157	82	109	33	219
<i>Scientific and Philological (e) (III. E)—</i>										
Bombay Value.								100		
Other British Possessions... .. Value.						71	10	6	33	12
TOTAL, BRITISH EMPIRE ... Value.						71	10	106	33	12
Other Foreign Countries... .. Value.								60		
TOTAL, FOREIGN COUNTRIES ... Value.								60		
TOTAL, BRITISH EMPIRE AND FOREIGN COUNTRIES ... Value.						71	10	166	33	12
<i>Surgical (f) (III. E)—</i>										
United Kingdom Value.								91		
Other British Possessions... .. Value.						20	45		27	59
TOTAL, BRITISH EMPIRE ... Value.						20	45	91	27	59
TOTAL, BRITISH EMPIRE AND FOREIGN COUNTRIES ... Value.						20	45	91	27	59
<i>Other kinds (g) (III. E)—</i>										
Bombay Value.									187	
United Kingdom Value.									123	67
Perim Value.										
Other British Possessions... .. Value.										
TOTAL, BRITISH EMPIRE ... Value.						18	120	81	310	11
Other Foreign Countries... .. Value.						18	120	81	310	78
TOTAL, FOREIGN COUNTRIES ... Value.						18	120	81	310	78
TOTAL, BRITISH EMPIRE AND FOREIGN COUNTRIES ... Value.						18	120	82	310	78
Ivory—										
<i>Unmanufactured (II. J)—</i>										
Snakin, etc. Lbs.		1,804					360			
Other British Possessions... .. Lbs.				7					3	
TOTAL, BRITISH EMPIRE ... Lbs.		1,804		7			360		3	
Mocha Lbs.			560					200		
Mossawah Lbs.			4,424	8,736	3,976			1,400	2,560	1,040
Italian East Africa... .. Lbs.		448		234						
Jeddah Lbs.			280				213		100	
D'Jibouti Lbs.	13,400	16,408	87,303	11,984	5,040	6,467	7,267	17,996	5,918	1,800
Gaizan Lbs.			280					100		
Other Foreign Countries Lbs.	112		33					11		
TOTAL, FOREIGN COUNTRIES ... Lbs.	13,512	16,856	42,880	20,961	9,016	6,607	7,489	18,807	8,678	2,840
TOTAL, BRITISH EMPIRE AND FOREIGN COUNTRIES ... Lbs.	13,512	18,660	42,880	20,961	9,016	6,607	7,840	19,807	8,576	2,840
<i>Manufactured (III. P)—</i>										
Other British Possessions Value.								.1	36	
TOTAL, BRITISH EMPIRE ... Value.								1	36	

TOTAL QUANTITIES and VALUE of ARTICLES IMPORTED—continued.

ARTICLES, AND COUNTRIES OF CONSIGNMENT.	QUANTITIES.					VALUE.				
	1914-1915.	1915-1916.	1916-1917.	1917-1918.	1918-1919.	1914-1915.	1915-1916.	1916-1917.	1917-1918.	1918-1919.
Ivory—continued.						£	£	£	£	£
<i>Manufactured (III. P)—continued.</i>										
Japan... .. Value.								110		
Other Foreign Countries... .. Value.						9	38	60	1	
TOTAL, FOREIGN COUNTRIES ... Value.						9	38	170	1	
TOTAL, BRITISH EMPIRE AND FOREIGN COUNTRIES... .. Value.						9	38	171	37	
Jewellery (not being imitation Jewellery) excluding Precious Stones and Pearls unset, also Plate of Gold and Silver—										
<i>Jewellery (a) (III. P)—</i>										
United Kingdom Value.							230			
Other British Possessions Value.						25	8	35	1	23
TOTAL, BRITISH EMPIRE ... Value.						25	238	35	1	23
Gaiyan Value.										267
D'Jibouti Value.							200			
Other Foreign Countries... .. Value.						8	30	5		
TOTAL FOREIGN COUNTRIES ... Value.						58	230	5		267
TOTAL, BRITISH EMPIRE AND FOREIGN COUNTRIES ... Value.						83	468	40	1	290
<i>Plate of Gold and Silver (b) (III. P.)</i>										
Straits Settlement Value.							283			
United Kingdom Value.						35				
Other British Possessions Value.								50	77	
TOTAL, BRITISH EMPIRE ... Value.						35	283	50	77	
Italy Value.							200			
Other Foreign Countries... .. Value.										
TOTAL, FOREIGN COUNTRIES ... Value.							200			
TOTAL, BRITISH EMPIRE AND FOREIGN COUNTRIES ... Value.						35	483	50	77	
Lao—										
<i>Stick and Seed (II B.)</i>										
Other British Possessions Cwt.		17	2	8			33	7	28	
TOTAL, BRITISH EMPIRE ... Cwt.		17	2	8			33	7	28	
<i>Shell and Button (II B.)</i>										
Other Foreign Countries Cwt.	1					23				
TOTAL, FOREIGN COUNTRIES ... Cwt.	1					23				
TOTAL, BRITISH EMPIRE AND FOREIGN COUNTRIES ... Cwt.	1	17				23	33			
Leather—										
<i>Hides, tanned or dressed (III. I)—</i>										
Somaland { Cwt. & No. }					51					119
India—Bombay { Cwt. & No. }	140	43	431	65	171	753	227	1,913	139	742
Other British Possessions... .. { Cwt. & No. }	5	4	10	2		6	9	31	9	3
TOTAL, BRITISH EMPIRE ... { Cwt. & No. }	154	47	441	67	222	759	236	1,944	142	854

TOTAL QUANTITIES and VALUE of ARTICLES IMPORTED—continued.

ARTICLES, AND COUNTRIES OF CONSIGNMENT.	QUANTITIES.					VALUE.				
	1914-1915.	1915-1916.	1916-1917.	1917-1918.	1918-1919.	1914-1915.	1915-1916.	1916-1917.	1917-1918.	1918-1919.
Leather—continued.										
<i>Hides, tanned or dressed (III, I)—continued.</i>										
Other Foreign Countries... Cwt. & No.					1					3
TOTAL, FOREIGN COUNTRIES... Cwt. & No.					1					3
TOTAL, BRITISH EMPIRE AND FOREIGN COUNTRIES... Cwt. & No.	154	47	441	67	233	759	236	1,844	143	857
	1,538	469	4,407	661	2,225					
<i>Skins, tanned or dressed (III, I)—</i>										
India—Bombay... Cwt. & No.					5					171
Suakin... Cwt. & No.		478					2,965			
Other British Possessions... Cwt. & No.	7	2	1		1	43	11	6		4
	569	140	38		37					
TOTAL, BRITISH EMPIRE... Cwt. & No.	7	480	1		6	43	2,966	6		176
	569	33,380	38		397					
Jeddah... Cwt. & No.	589	95	510		348	2,913	584	3,363		13,266
	31,095	7,530	40,820		27,800					
Other Foreign Countries... Cwt. & No.	4	10½	11			9	41	57		
	340	840	800							
Galzan... Cwt. & No.			61					333		
Mossawah... Cwt. & No.		95	4,830							1
		7,560					580			
TOTAL, FOREIGN COUNTRIES... Cwt. & No.	383	300½	582		348	2,922	1,205	3,753		3,266
	31,435	15,930	48,600		27,800					
TOTAL, BRITISH EMPIRE AND FOREIGN COUNTRIES... Cwt. & No.	400	680½	382½	67	354	2,965	4,171	3,769	143	3,431
	32,004	64,360	48,538	661	28,267					
TOTAL, HIDES AND SKINS, TANNED OR DRESSED... Cwt. & No.	554	727½	1,023½	67	577	3,724	4,407	5,703	142	4,288
	33,542	54,828	50,945	661	30,433					
<i>Unwrought III, (I)—</i>										
Other British Possessions... Cwt.	1	2		1		9	1		1	
TOTAL, BRITISH EMPIRE... Cwt.	1	2		1		9	1		1	
D'Jibouti... Cwt.		37	78				123	85		
Other Foreign Countries... Cwt.	3					69				
TOTAL, FOREIGN COUNTRIES... Cwt.	3	37	78			69	123	85		
TOTAL, BRITISH EMPIRE AND FOREIGN COUNTRIES... Cwt.	4	39	78	1		78	123	85	1	
<i>Manufactures excluding boots and shoes and bitting for machinery (a)—</i>										
<i>Bags and Trunks (III, I)—</i>										
United Kingdom... Value.								83		71
Other British Possessions... Value.						32	43	19	54	3
TOTAL, BRITISH EMPIRE... Value.						32	43	101	54	74
Other Foreign Countries... Value.						9	15	17		
TOTAL, FOREIGN COUNTRIES... Value.						9	15	17		
TOTAL, BRITISH EMPIRE AND FOREIGN COUNTRIES... Value.						41	59	118	54	74
<i>Saddlery and Harness (b) (III, I)—</i>										
United Kingdom... Value.										
India—Bombay... Value.						80				
Other British Possessions... Value.						80	32	102	67	87
TOTAL, BRITISH EMPIRE... Value.						140	32	102	67	87
Other Foreign Countries... Value.						6		47		3
TOTAL, FOREIGN COUNTRIES... Value.						6		47		3
TOTAL, BRITISH EMPIRE AND FOREIGN COUNTRIES... Value.						146	32	149	67	90

TOTAL QUANTITIES and VALUE of ARTICLES IMPORTED—continued.

ARTICLES, AND COUNTRIES OF CONSIGNMENT.	QUANTITIES.					VALUE.				
	1914-1915.	1915-1916.	1916-1917.	1917-1918.	1918-1919.	£	£	£	£	£
Leather—continued.										
<i>Other sorts (c) (III, I)—</i>										
United Kingdom Value.	114	99	85	227
India—Bombay Value.	96	809
Other British Possessions Value.	1	40	51	4	45
TOTAL, BRITISH EMPIRE ... Value.	115	136	147	89	876
Arabian—Gulf Ports Value.
Austria Value.
Other Foreign Countries Value.	103	91	59	9	13
TOTAL, FOREIGN COUNTRIES ... Value.	103	91	59	9	13
TOTAL, BRITISH EMPIRE AND FOREIGN COUNTRIES ... Value.	217	227	206	98	889
Alc and Beer (I. D.)—										
<i>In bottles—</i>										
Ceylon Gals.	640	1,284	822	173	333	138
Egypt &c. Gals.
United Kingdom Gals.	8,168	8,763	23,748	1,659	2,799	9,246
Bombay Gals.	4,284	17,760	7,884	740	4,341	3,529
Other British Possession Gals.	8	126	2	43
TOTAL, BRITISH EMPIRE ... Gals.	13,078	27,933	31,954	2,610	8,021	11,913
Italy Gals.	3,170	1,101
Mosawah Gals.	767	387
Denmark Gals.	3,332	509
Italian East Africa Gals.	811	107
Other Foreign Countries Gals.	483	439	71	83	97	40
TOTAL, FOREIGN COUNTRIES	3,815	3,820	838	697	1,306	337
TOTAL, BRITISH EMPIRE AND FOREIGN COUNTRIES ... Gals.	16,893	31,652	32,792	3,207	9,326	12,250
<i>Alc and beer (I. D.)—</i>										
<i>In Bulk—</i>										
United Kingdom Gals.	72,145	11,904	6,286	1,366
Bombay Gals.	2,704	262
TOTAL, BRITISH EMPIRE ... Gals.	74,849	11,904	6,548	1,366
TOTAL, BRITISH EMPIRE AND FOREIGN COUNTRIES ... Gals.	74,849	11,904	6,548	1,366
<i>Stout and Porter—</i>										
<i>In bottle—</i>										
Other British Possessions Gals.	70	128	25	68
United Kingdom Gals.	2,163	2,661	5,883	509	1,009	2,469
TOTAL, BRITISH EMPIRE ... Gals.	2,163	2,731	6,011	509	1,034	2,537
<i>Stout and Porter—</i>										
<i>In Bulk—</i>										
Other British Possessions Gals.	199	59
United Kingdom Gals.
TOTAL, BRITISH EMPIRE ... Gals.	199	59
Other Foreign Countries Gals.
TOTAL FOREIGN COUNTRIES ... Gals.
TOTAL, BRITISH EMPIRE AND FOREIGN COUNTRIES ... Gals.	199	59
Liquors—										
<i>Alc, beer and porter (I. D.)—</i>										
Egypt L. Gals.
United Kingdom L. Gals.	96,070	86,637	5,216	6,320
India—Bombay L. Gals.	3,260	312
Other British Possessions L. Gals.	110	370	23	23
TOTAL, BRITISH EMPIRE ... L. Gals.	96,180	100,267	5,239	6,655
Holland L. Gals.	600	80
Egypt L. Gals.	3,348	180
Germany L. Gals.	2,064	343
Other Countries in Europe L. Gals.
Other Foreign Countries L. Gals.	159	566	29	61
Denmark L. Gals.	1,140	3,289	145	444
TOTAL, FOREIGN COUNTRIES ... L. Gals.	6,411	3,775	777	505
TOTAL, BRITISH EMPIRE AND FOREIGN COUNTRIES ... L. Gals.	104,591	194,042	6,016	7,160

No. 7—continued.

TOTAL QUANTITIES and VALUE of ARTICLES IMPORTED—continued.

ARTICLES, AND COUNTRIES OF CONSIGNMENT.	QUANTITIES.					VALUE.				
	1914-1915.	1915-1916.	1916-1917.	1917-1918.	1918-1919.	1914-1915.	1915-1916.	1916-1917.	1917-1918.	1918-1919.
Liquors—continued.										
<i>Cider and other fermented liquors (I D)—</i>										
Other British Possessions ... Gals.	113	90	53	48
United Kingdom	899	2,125	243	170	192	450	77	81
TOTAL, BRITISH EMPIRE ... Gals.	929	2,125	243	113	269	192	450	77	53	124
Other Foreign Countries ... Gals.	14	5
TOTAL, FOREIGN COUNTRIES ... Gals.	14	5
TOTAL, BRITISH EMPIRE AND FOREIGN COUNTRIES ... Gals.	943	2,125	243	113	283	197	450	77	53	124
<i>Spirit, Brandy (a) (I D)—</i>										
Egypt	{ L. Gals.	634	686	733	167	305	483
	{ P. "	511	687	725
United Kingdom	{ L. Gals. 180	418	1,284	804	380	134	240	644	639	647
	{ P. " 151	330	1,171	716	288
Bombay	{ L. Gals.	288	661	410	91	355	221
	{ P. "	476	1,114	664
Other British Possessions	{ L. Gals. 8	2	282	6	9	7	60	7
	{ P. " 7	1	470	5
TOTAL, BRITISH EMPIRE	{ L. Gals. 198	709	2,300	2,161	1,638	143	339	871	1,289	1,368
	{ P. " 158	807	2,152	2,517	1,682
France	{ L. Gals. 1,650	2,687	1,486	276	357	658	963	1,076	215	371
	{ P. " 1,492	2,437	1,266	224	267
Holland	{ L. Gals.	134	70
	{ P. "	111
Spain	{ L. Gals.	100	133
	{ P. "	81
Egypt	{ L. Gals.	209	83
	{ P. "	222
German	{ L. Gals. 924	273
	{ P. " 722
Other Foreign Countries	{ L. Gals. 311	2	23	28	104	1	28	56
	{ P. " 250	2	19	28
TOTAL, FOREIGN COUNTRIES	{ L. Gals. 2,885	2,938	1,813	804	457	1,033	1,046	1,172	271	604
	{ P. " 2,464	2,661	1,395	247	353
TOTAL, BRITISH EMPIRE AND FOREIGN COUNTRIES	{ L. Gals. 3,083	3,647	3,943	2,405	1,995	1,176	1,384	2,043	1,670	1,873
	{ P. " 2,622	3,468	3,547	2,764	2,040
<i>Spirit—Gin (b) (I D)—</i>										
United Kingdom	{ L. Gals. 712	987	1,102	1,749	1,526	277	356	548	1,202	2,370
	{ P. " 575	635	624	1,326	1,119
Calcutta	{ L. Gals.	116	252
	{ P. "	87
Egypt	{ L. Gals.	77	140
	{ P. "	57
Other British Possessions	{ L. Gals. 10	18	36	91	12	4	8	19	81	27
	{ P. " 8	12	39	70	9
TOTAL, BRITISH EMPIRE	{ L. Gals. 722	953	1,140	1,940	1,731	281	364	567	1,286	2,789
	{ P. " 583	697	863	1,396	1,272
Holland	Gals.
Other Foreign Countries	{ L. Gals. 127	65	38	20	16	17
	{ P. " 107	56	32
TOTAL, FOREIGN COUNTRIES	{ L. Gals. 127	65	38	20	16	17
	{ P. " 107	56	32
TOTAL, BRITISH EMPIRE AND FOREIGN COUNTRIES	{ L. Gals. 849	1,018	1,178	1,940	1,731	301	380	584	1,286	2,789
	{ P. " 690	753	885	1,396	1,272
<i>Liquors (c) (I D)—</i>										
Bombay	Gals.	51	90
United Kingdom	"	116	242	151	71	65	163	366	226	159
Ceylon	"	39
Other British Possessions	"	7	20	16	46	49	8	25	162
TOTAL, BRITISH EMPIRE ... Gals.	125	282	160	117	204	171	391	346	158	51
France	Gals.	88	50	38	55	29	462
Other Foreign Countries ... Gals.	14	51	23	35	42	69
TOTAL, FOREIGN COUNTRIES ... Gals.	88	50	38	55	43	51	23	35	42	24
TOTAL, BRITISH EMPIRE AND FOREIGN COUNTRIES ... Gals.	213	332	204	172	247	222	414	281	196	555

TOTAL QUANTITIES and VALUE of ARTICLES IMPORTED—continued.

ARTICLES, AND COUNTRIES OF CONSIGNMENT.	QUANTITIES.					VALUE.				
	1914-1915.	1915-1916.	1916-1917.	1917-1918.	1918-1919.	1914-1915.	1915-1916.	1916-1917.	1917-1918.	1918-1919.
Liquors—continued.										
Spirit—continued.										
Rum (d) (I D)—										
Bombay	L. Gals.	391	612	875	118	304	341
	P. "	657	1,031	1,441
Egypt	L. Gals.	1,035	451	597
	P. "	895	897
United Kingdom	L. Gals.	182	432	468	311	89	133	166	175
	P. "	144	463	475	388
Mauritius	L. Gals.	800	1,238	307	109	198	46
	P. "	1,048	1,807	443
Other British Possessions	L. Gals.	6	80	4	43
	P. "	5	80
TOTAL, BRITISH EMPIRE	L. Gals.	983	1,883	1,090	2,105	182	238	297	941	1,113
	P. "	1,197	1,957	1,463	2,341
Germany	L. Gals.	467	103
	P. "	360
Other Foreign Countries	L. Gals.	154	2	57	40	1	65
	P. "	196	1	47
TOTAL, FOREIGN COUNTRIES	L. Gals.	621	2	57	143	1	65
	P. "	556	1	47
TOTAL, BRITISH EMPIRE AND FOREIGN COUNTRIES	L. Gals.	1,609	1,363	1,092	2,162	325	238	298	1,006	1,113
	P. "	1,753	1,957	1,464	2,388
Whisky (e) (I D)—										
United Kingdom	L. Gals.	3,353	4,460	6,006	5,866	6,356	1,824	2,378	4,081	4,976
	P. "	2,846	3,694	5,132	4,877	5,033
Ceylon	L. Gals.	62	113
	P. "	43
Egypt	L. Gals.	87	87
	P. "	71
Bombay	L. Gals.	104	418	685	236	84	254	606
	P. "	86	492	780	232
Other British Possessions	L. Gals.	84	69	62	28
	P. "	70	68
TOTAL, BRITISH EMPIRE	L. Gals.	3,436	4,633	6,514	6,658	6,644	1,886	2,490	4,335	5,689
	P. "	2,916	3,848	5,605	5,728	5,308
Other Foreign Countries... ..	L. Gals.	14	18	30	51	3	11	18	51
	P. "	11	15	22	42
TOTAL, FOREIGN COUNTRIES	L. Gals.	14	18	30	51	3	11	18	51
	P. "	11	15	22	42
TOTAL, BRITISH EMPIRE AND FOREIGN COUNTRIES	L. Gals.	3,450	4,651	6,544	6,709	6,644	1,889	2,501	4,353	5,720
	P. "	2,927	3,863	5,627	5,770	5,308
Spirits present in Drugs, Medicines or Chemical (f) (I D)—										
Other British Possessions	L. Gals.	6	17	5	23
	P. "	2	6
United Kingdom	L. Gals.	76	96	135	96
	P. "	50	55
TOTAL, BRITISH EMPIRE	L. Gals.	76	96	6	17	135	96	5	23
	P. "	50	55	2	6
Other Foreign Countries	L. Gals.	1	3	1	4
	P. "	1	2
TOTAL, FOREIGN COUNTRIES	L. Gals.	1	3	1	4
	P. "	1	2
TOTAL, BRITISH EMPIRE AND FOREIGN COUNTRIES	L. Gals.	77	99	6	17	136	100	5	23
	P. "	51	57	2	6
Spirit, perfumed (III P)—										
Bombay	L. Gals.	38	103
United Kingdom	L. Gals.	104	90	69	41	117	115	210	174	170
Other British Possessions	L. Gals.	6	10	11	8	12	29	30	63
TOTAL, BRITISH EMPIRE	L. Gals.	110	100	80	44	155	127	239	204	223
France	L. Gals.	24	113
Other Foreign Countries	L. Gals.	18	8	11	9	14	64	4	27	23
TOTAL, FOREIGN COUNTRIES	L. Gals.	18	8	11	33	14	64	4	27	136
TOTAL, BRITISH EMPIRE AND FOREIGN COUNTRIES	L. Gals.	128	112	91	77	169	191	243	231	359

TOTAL QUANTITIES and VALUE of ARTICLES IMPORTED—continued.

ARTICLES, AND COUNTRIES OF CONSIGNMENT.	QUANTITIES.					VALUE.				
	1914-1915.	1915-1916.	1916-1917.	1917-1918.	1918-1919.	1914-1915.	1915-1916.	1916-1917.	1917-1918.	1918-1919.
Liquors—continued.										
Spirit—continued.						£	£	£	£	£
<i>Spirit, methylated (III F)—</i>										
Bombay L. Gals.	860	286
Calcutta "	580	572	84	114
Other British Possessions "	799	60	20	80	10	121	7	3	6	3
United Kingdom "	390	100
TOTAL, BRITISH EMPIRE ... L. Gals.	799	640	692	80	1,160	121	91	117	6	389
<i>Other Sorts (f) (I D)—</i>										
United Kingdom { L. Gals.	120	200	209	205	236	} 263	} 568	} 535	} 459	} 1,198
... .. { P. "	155					
Other British Possessions { L. Gals.	1	1	5	7	} 1	} 1	} 1	} 19	} 49
... .. { P. "					
TOTAL, BRITISH EMPIRE ... { L. Gals.	121	200	209	210	293	} 269	} 568	} 536	} 478	} 1,241
... .. { P. "	168					
Other Foreign Countries { L. Gals.	129	94	92	19	11	} 45	} 37	} 25	} 9	} 35
... .. { P. "	4					
TOTAL, FOREIGN COUNTRIES ... { L. Gals.	129	94	92	13	11	} 45	} 37	} 25	} 9	} 35
... .. { P. "	4					
TOTAL, BRITISH EMPIRE AND FOREIGN COUNTRIES ... { L. Gals.	250	294	301	223	304	} 314	} 605	} 561	} 487	} 1,276
... .. { P. "	162					
TOTAL SPIRITS (INCLUDING SPIRITS PERFUMED) ... L. Gals.	10,458	12,136	12,851	13,095	14,435	} 4,675	} 5,954	} 5,463	} 10,556	} 16,990
... .. { P. "	8,048	10,098	11,535	12,496	11,316					
Wines—										
<i>Champagne and other Sparkling Wines (a) (I D)—</i>										
Bombay Gals.	38	36	} 80	} 147	} 203	} 154	} 46
United Kingdom "	76	78	88	78	19					
Other British Possessions... .. "	22	2	4	19	} 187	} 147	} 89	} 13	} 46
Gibraltar "	86	67	86	76					
TOTAL, BRITISH EMPIRE ... Gals.	199	167	126	194	19	392	335	295	459	46
Djibouti Gals.	62	23	} 52	} 92	} 45	} 14	} 26
Spain "					
Other Foreign Countries "	49	69	27	5	22					
TOTAL, FOREIGN COUNTRIES ... Gals.	49	69	27	67	46	52	92	45	182	115
TOTAL, BRITISH EMPIRE AND FOREIGN COUNTRIES ... Gals.	247	235	153	261	64	444	427	340	635	161
<i>Port (b) (I D)—</i>										
United Kingdom Gals.	183	363	266	496	321	} 94	} 181	} 188	} 350	} 332
Other British Possessions... .. "	12	60	40	98					
Gibraltar "	68	61	} 70	} 89	} 89	} 89	} 89
TOTAL, BRITISH EMPIRE ... Gals.	263	423	327	536	417					
Other Foreign Countries Gals.	30	50	14	14	11	} 23	} 21	} 7	} 13	} 8
TOTAL, FOREIGN COUNTRIES ... Gals.	30	50	14	14	11					
TOTAL, BRITISH EMPIRE AND FOREIGN COUNTRIES ... Gals.	293	473	341	550	428	201	267	225	417	422
<i>Still, Red Wines, other than Port (c) (I D)—</i>										
Other British Possessions... .. Gals.	14	86	21	20	123	} 8	} 36	} 10	} 9	} 120
TOTAL, BRITISH EMPIRE ... Gals.	14	86	21	20	123					
France Gals.	606	584	139	} 140	} 124	} 79	} 86	} 223
Italy "	500	352	421					
Greece "	} 85	} 125	} 67	} 67	} 14
Other Foreign Countries "	274	757	243	231	55					
Egypt "	536	} 85	} 249	} 242	} 66	} 237
TOTAL, FOREIGN COUNTRIES ... Gals.	1,916	1,341	727	221	476					
TOTAL, BRITISH EMPIRE AND FOREIGN COUNTRIES ... Gals.	1,930	1,427	748	241	599	350	286	252	74	357

TOTAL QUANTITIES and VALUE of ARTICLES IMPORTED—continued.

ARTICLES, AND COUNTRIES OF CONSIGNMENT.	QUANTITIES.					VALUE.				
	1914-1915.	1915-1916.	1916-1917.	1917-1918.	1918-1919.	1914-1915.	1915-1916.	1916-1917.	1917-1918.	1918-1919.
Liquors—continued.						£	£	£	£	£
Wines—continued.										
<i>Sherry, Madeira and Marsala (d) (I D)—</i>										
United Kingdom ... Gals.	131	154	155	79	75	95	113	97
Other British Possessions ... "	207	44	2	63	60	119	20	2	55	98
Gibraltar ... "	130	134	90	99
TOTAL, BRITISH EMPIRE ... Gals.	207	305	290	218	148	119	185	196	168	193
Other Foreign Countries ... Gals.	2	23	18	52	30	11	11	10	28	40
TOTAL, FOREIGN COUNTRIES ... Gals.	2	23	18	52	30	11	11	10	28	40
TOTAL, BRITISH EMPIRE AND FOREIGN COUNTRIES ... Gals.	209	328	308	270	178	130	196	206	196	233
<i>Still, White Wines other than Sherry, Madeira and Marsala (e) (I D)—</i>										
Other British Possessions ... L. Gals.	10	39	50	84	9	20	28	64
TOTAL, BRITISH EMPIRE ... L. Gals.	10	39	50	84	9	20	28	64
Other Foreign Countries ... L. Gals.	353	53	77	48	103	81	43	17
TOTAL, FOREIGN COUNTRIES ... L. Gals.	353	53	77	48	103	81	43	17
TOTAL, BRITISH EMPIRE AND FOREIGN COUNTRIES ... L. Gals.	363	92	127	132	112	101	71	81
<i>Other Sorts, including Yermouth and Ginger Wine (f) (I D)—</i>										
Bombay ... L. Gals.	118	138
United Kingdom ... Gals.	170	230	70	75	107	96
Gibraltar ... "
Ceylon ... L. Gals.	98	130
Other British Possessions ... Gals.	305	296	125	214	50	144	143	59	123	33
Egypt ... L. Gals.	423	289
TOTAL, BRITISH EMPIRE ... Gals.	305	296	295	444	768	144	143	134	230	676
D'Jibouti ... Gals.	166	159	74	144
France ... "	210	581	900	536	431	91	206	361	311	408
Italy ... "	336	231	442	502	366	83	94	158	185	270
Egypt ... "	473	71
Other Foreign Countries ... "	99	283	309	21	711	35	36	62	7	65
TOTAL, FOREIGN COUNTRIES ... Gals.	1,124	1,145	1,651	1,275	1,660	285	336	591	577	907
TOTAL, BRITISH EMPIRE AND FOREIGN COUNTRIES ... Gals.	1,431	1,441	1,946	1,719	2,427	429	479	715	807	1,583
TOTAL, WINES ... Gals.	4,473	4,001	3,633	3,041	3,893	1,669	1,704	1,814	2,129	2,827
TOTAL, LIQUORS (INCLUDING PERFUMED SPIRITS) ...	120,408	122,304	111,622	63,638	57,400	12,557	15,268	20,598	24,643	34,707
{ L. Gals.	8,043	10,098	11,525	12,488	11,316					
Machinery and Millwork—										
<i>Prime-movers (other than electrical) (a) (III J)—</i>										
<i>Others (excluding those for Railways) (i)—</i>										
Bombay ... Value.	3,690
TOTAL, BRITISH EMPIRE ... Value.	3,690
TOTAL, FOREIGN COUNTRIES ... Value.
TOTAL, BRITISH EMPIRE AND FOREIGN COUNTRIES ... Value.	3,690

TOTAL QUANTITIES and VALUE of ARTICLES IMPORTED—continued.

ARTICLES, AND COUNTRIES OF CONSIGNMENT.	QUANTITIES.					VALUE.				
	1914-1915.	1915-1916.	1916-1917.	1917-1918.	1918-1919.	1914-1915.	1915-1916.	1916-1917.	1917-1918.	1918-1919.
Machinery and Millwork—continued.						£	£	£	£	£
<i>Electrical machinery of all kinds, not including instruments, apparatus, appliances and parts thereof (b) (III J)—</i>										
Generators (bi) (III J)—										
Other British Possessions ... Value.						1				
TOTAL, FOREIGN COUNTRIES ... Value.						1				
TOTAL, BRITISH EMPIRE AND FOREIGN COUNTRIES ... Value.						1				
<i>Motors (bi) (III J)—</i>										
TOTAL, BRITISH EMPIRE ... Value.										
United States ... Value.										
Italy ... Value.						67	80			
TOTAL, FOREIGN COUNTRIES ... Value.						67	80			
TOTAL, BRITISH EMPIRE AND FOREIGN COUNTRIES ... Value.						67	80			
<i>Other kinds (bii) (III J)—</i>										
Other British Possessions ... Value.						10				20
TOTAL, BRITISH EMPIRE ... Value.						10				20
D'Jibouti ... Value.							200			
TOTAL, FOREIGN COUNTRIES ... Value.							200			
TOTAL, BRITISH EMPIRE AND FOREIGN COUNTRIES ... Value.						10	200			20
<i>Machinery not being prime movers or electrical Machinery—</i>										
<i>Aerated water making machine (c i) (III J)—</i>										
Other British possessions ... Value.						60		6		
United Kingdom ... Value.										
TOTAL, BRITISH EMPIRE ... Value.						60		6		
<i>Agricultural Machinery (c ii) (III J)—</i>										
TOTAL, FOREIGN COUNTRIES ... Value.										
TOTAL, BRITISH EMPIRE AND FOREIGN COUNTRIES ... Value.										
<i>Oil crushing and refining machine (cvi) (III J)—</i>										
United Kingdom ... Value.								180		
TOTAL, BRITISH EMPIRE ... Value.								180		
Other Foreign Countries ... Value.								3		
TOTAL, FOREIGN COUNTRIES ... Value.								3		
TOTAL, BRITISH EMPIRE AND FOREIGN COUNTRIES ... Value.								183		
<i>Rice and flour mill Machinery (III J)—</i>										
United Kingdom ... Value.									607	
TOTAL, BRITISH EMPIRE ... Value.									607	
<i>Boilers (ciii) (III J)—</i>										
United Kingdom ... Value.										
Other British Possessions ... Value.						433	78	300		933
TOTAL, BRITISH EMPIRE ... Value.						433	78	300	35	933
Other Foreign Countries ... Value.									20	
TOTAL, FOREIGN COUNTRIES ... Value.									20	
TOTAL, BRITISH EMPIRE AND FOREIGN COUNTRIES ... Value.						433	78	320	35	933
<i>Sewing and knitting Machines and parts thereof—</i>										
<i>Sewing and knitting Machines (cii a) (III J)—</i>										
Egypt ... Nos.										
Other British Possessions ... Nos.	1	5	100	8	200			220		730
United Kingdom ... Nos.	388	336	503	531	700	4	19	17	31	52
TOTAL, BRITISH EMPIRE ... Nos.	389	391	603	539	900	4	19	1,535	1,807	2,054
Germany ... Nos.	31									
Egypt, etc ... Nos.	102					98				
Other Foreign Countries ... Nos.	10	28	22		1	407				
United States ... Nos.	48					37	67	37		1
TOTAL, FOREIGN COUNTRIES ... Nos.	191	28	22		1	191				1
TOTAL, BRITISH EMPIRE AND FOREIGN COUNTRIES ... Nos.	580	419	627	539	970	1,609	1,008	1,600	1,838	2,636

TOTAL QUANTITIES and VALUE of ARTICLES IMPORTED—continued.

ARTICLES, AND COUNTRIES OF CONSIGNMENT.	QUANTITIES.					VALUE.				
	1914-1915.	1915-1916.	1916-1917.	1917-1918.	1918-1919.	1914-1915.	1915-1916.	1916-1917.	1917-1918.	1918-1919.
Machinery and Millwork—continued.										
<i>Parts of sewing and knitting Machines and accessories sub (III J)—</i>										
Egypt	98
Other British Possessions	27
United Kingdom	233	228	697	606	406
TOTAL, BRITISH EMPIRE	233	228	794	633	411
Egypt	309
Other Foreign Countries	47
TOTAL, FOREIGN COUNTRIES	356
TOTAL, BRITISH EMPIRE AND FOREIGN COUNTRIES	569	228	793	633	411
<i>Type-writers (III J)—</i>										
<i>Type-writers—</i>										
India—Bombay	5	5	12	6	134	100	262	145
United Kingdom	7	9	16	159	173	253
Other British Possessions	3	6	1	7	1	45	67	17	102	53
TOTAL, BRITISH EMPIRE	10	20	22	19	7	204	304	373	364	198
United States	6	93
Other Foreign Countries	8	3	2	2	123	60	38	53
TOTAL, FOREIGN COUNTRIES	8	9	2	2	123	168	38	63
TOTAL, BRITISH EMPIRE AND FOREIGN COUNTRIES	18	29	24	21	7	327	523	411	417	198
<i>Parts of Type-writers (III J)—</i>										
Other British Possessions	20	3	15
Other Foreign Countries	9
TOTAL, FOREIGN COUNTRIES	9
TOTAL, BRITISH EMPIRE AND FOREIGN COUNTRIES	9	3	15
<i>Rice and Flour Mill Machine (III J)—</i>										
Other British Possessions	10
TOTAL, BRITISH EMPIRE	10
<i>Other sorts of Machinery (xvii) (III J)—</i>										
Egypt	1,069	967	151
United Kingdom	1,263	547	1,778	1,727	1,649
India—Bombay	168	747	102	359
Perzin
Other British Possessions	78	48	33	26	14
TOTAL, BRITISH EMPIRE	1,376	763	3,617	2,432	2,263
United States	328	80
Independent Somali Ports	100
France	193	107	538
Italy	276	180	351
Egypt	343	259
D'Jibouti	213	180
Other Foreign Countries	72	70	4	13
Arabian Gulf Ports	87	140
Dunkali Coast	67
Kamaran and Fursan	136
TOTAL, FOREIGN COUNTRIES	1,212	1,189	953	13	140
TOTAL, BRITISH EMPIRE AND FOREIGN COUNTRIES	2,588	1,952	4,575	2,215	2,343
TOTAL, MACHINERY OF ALL KINDS (including BELTING FOR MACHINERY)	5,713	4,082	8,100	6,035	10,445
Manures—										
<i>Bones (b) (II J)—</i>										
Other British Possessions	2	2
Somaliland	37	73
TOTAL, BRITISH EMPIRE	37	2	73	2
D'Jibouti
Mocha
Other Foreign Countries	12	49
TOTAL, FOREIGN COUNTRIES	12	49
TOTAL, BRITISH EMPIRE AND FOREIGN COUNTRIES	49	2	122	2

No. 7—continued.

TOTAL QUANTITIES and VALUE of ARTICLES IMPORTED—continued.

ARTICLES AND COUNTRIES OF CONSIGNMENT.	QUANTITIES.					VALUE.				
	1914-1915.	1915-1916.	1916-1917.	1917-1918.	1918-1919.	1914-1915.	1915-1916.	1916-1917.	1917-1918.	1918-1919.
Manures—continued.						£	£	£	£	£
<i>Fish manures and guano (c) (II J)—</i>										
Other British Possessions ... Tons.	1	1
TOTAL, BRITISH EMPIRE ... Tons.	1	1
Independent Somali Ports ... Tons.	500	1,703
Arabian Gulf Ports	150	448
Other Foreign Countries	18	24	49	32	52	56	8
Kamran, etc.	50	137
TOTAL, FOREIGN COUNTRIES ... Tons.	817	24	28	2,320	53	56	8
TOTAL, BRITISH EMPIRE AND FOREIGN COUNTRIES ... Tons.	818	24	28	2,321	53	56	8
Matches (a) (III P)—										
<i>Safety—</i>										
Bombay Gross.	65,050	15,431	5,337	28,443	6,231	3,038	1,155	4,196
United Kingdom	2,105	6,510	260	1,028
Karachi	5,523	281
Zanzibar	2,875	333
Other British Possessions	787	350	554	30	52	33	53	5
Egypt	400	67
Calcutta	1,500	100
TOTAL, BRITISH EMPIRE ... Gross.	787	105,230	21,650	5,317	34,343	52	7,019	2,420	1,160	5,891
Egypt Gross.	4,500	453
Other Foreign Countries	700	630	54	70
Japan	7,300	5,300	565	353
D'Jibouti	1,000	1,350	133	167
Mossawah	1,000	5,000	133	1,333
Austria	31,200	1,061
Arabian Gulf Ports	2,220	4,500	347	1,410
Germany	1,250	67
Italy	19,500	7,350	1,067	811
Other Countries in Europe	509	39
Gaizan	11,335	5,470
Sweden	5,000	34,817	86,125	2,500	400	2,911	4,040	2,154	1,373
TOTAL, FOREIGN COUNTRIES ... Gross.	45,450	63,617	46,155	14,806	17,700	2,747	5,723	4,896	2,088	4,741
TOTAL, BRITISH EMPIRE AND FOREIGN COUNTRIES ... Gross.	46,217	168,847	68,035	10,122	52,043	2,799	12,734	7,325	3,858	10,632
Other sorts (b) (III P)—										
United Kingdom Gross.	19,250	1,500	1,277	127
India—Bombay	26,250	8,000	1,300	1,617	887	207
Australia
Snakin	2,000	133
Other British Possessions	50	6
TOTAL, BRITISH EMPIRE ... Gross.	19,250	29,750	8,050	1,300	1,277	2,077	893	207
Austria Gross.	8,250	483
Egypt	11,044	2,480
Other Foreign Countries	150	12
Japan	3,250	800
Sweden	9,727	37,295	5,050	692	2,300	670
TOTAL, FOREIGN COUNTRIES ... Gross.	18,127	51,587	5,650	1,187	5,080	670
TOTAL, BRITISH EMPIRE AND FOREIGN COUNTRIES ... Gross.	37,377	81,337	13,700	1,300	2,464	7,157	1,563	207
Mats and Matting (except coir and rubber) (III P)—										
India—Bombay Sq. yds.	3,002	87
Other British Possessions	4,692	14,778	11,243	6,000	694	69	91	107	43	44
TOTAL, BRITISH EMPIRE ... Sq. yds.	4,692	18,778	11,243	6,000	694	69	91	107	43	44
Mokha Sq. yds.	20,000	503
Gaizan
Dunkali Coast	224,680	346,480	230,000	179,240	283,400	1,038	1,032	1,623	1,542	2,843
Independent Somali Ports	31,038	120,120	89,598	90,504	105,342	821	1,213	930	1,020	1,489
Mossawah	6,640	87
Arabian Gulf Ports	11,716	27,150
Japan	8,038	5,393	4,224	9,396	159	275	226
D'Jibouti and Obokh	39,406	32,040	249,320	109	109	92
Other Foreign Countries	16,201	8,336	6,002	798	5,292	247	278	2,263
TOTAL, FOREIGN COUNTRIES ... Sq. yds.	351,846	510,484	347,430	306,810	672,750	2,271	8,602	2,986	1,913	49
TOTAL, BRITISH EMPIRE AND FOREIGN COUNTRIES ... Sq. yds.	356,738	529,162	378,678	312,270	673,444	2,340	8,780	3,103	2,088	7,416

TOTAL QUANTITIES and VALUE of ARTICLES IMPORTED—continued.

ARTICLES, AND COUNTRIES OF CONSIGNMENT.	QUANTITIES.					VALUE.				
	1914-1915.	1915-1916.	1916-1917.	1917-1918.	1918-1919.	1914-1915.	1915-1916.	1916-1917.	1917-1918.	1918-1919.
Metals and Ores—						£	£	£	£	£
<i>Aluminium (III L)—</i>										
India—Bombay Cwt.	81	106	48	3	623	918	690	107
Other British Possessions Cwt.	9	2	3	1	21	50
TOTAL, BRITISH EMPIRE ... Cwt.	81	105	50	3	3	623	914	711	107	50
Other Foreign Countries Cwt.
TOTAL, FOREIGN COUNTRIES ... Cwt.
TOTAL, BRITISH EMPIRE AND FOREIGN COUNTRIES Cwt.	81	105	50	3	3	623	914	711	107	50
<i>Brass, Bronze and similar amalgams—</i>										
<i>Unwrought (a) (III L)—</i>										
Kamran and Farsan Cwt.	180	80
TOTAL, FOREIGN COUNTRIES ... Cwt.	180	80
TOTAL, BRITISH EMPIRE AND FOREIGN COUNTRIES Cwt.	180	80
<i>Wrought (b) (III L)—</i>										
United Kingdom Cwt.	03	64	134	26	308	353	531	130
India—Bombay Cwt.	170	68	27	15	10	754	433	239	153	131
Somaliand Cwt.
Perim Cwt.	07	197
Other British Possessions Cwt.	6	2	34	22	6	35	5	44	95	7
TOTAL, BRITISH EMPIRE ... Cwt.	306	154	195	87	42	1,232	796	804	248	258
Independent Somali Ports Cwt.	120	220
Gaizan Cwt.	31	163
Kamran and Farsan Cwt.	310	55	152	567	147	133
Djibouti Cwt.	62	109
Other Foreign Countries Cwt.	73	43	22	5	14	139	117	80	27	30
Dunkali Coast Cwt.	49	163	106	217
Hodeidah Cwt.	29	77
Austria Cwt.	24	80
TOTAL, FOREIGN COUNTRIES ... Cwt.	176	621	77	189	216	492	901	227	513	350
TOTAL, BRITISH EMPIRE AND FOREIGN COUNTRIES Cwt.	481	675	272	225	259	1,634	1,697	1,031	761	617
<i>Copper, old, for re-manufacture (a) (III L)—</i>										
Other British Possessions Cwt.	13	18	14	10	4	33	36	33	25	24
TOTAL, BRITISH EMPIRE ... Cwt.	13	18	14	10	4	33	36	33	25	24
Independent Somali Ports Cwt.	14	71
Djibouti Cwt.	40	185
Kamran and Farsan Cwt.	165	31	194	111
Other Foreign Countries Cwt.	95	49	2	5	28	211	114	6	38	77
TOTAL, FOREIGN COUNTRIES ... Cwt.	95	214	33	10	68	211	308	116	108	243
TOTAL, BRITISH EMPIRE AND FOREIGN COUNTRIES Cwt.	108	230	47	20	72	244	344	149	133	266
<i>Copper, Unwrought—</i>										
<i>Other sorts (b) (III L)—</i>										
Other British Possessions Cwt.
TOTAL, BRITISH EMPIRE ... Cwt.
Other Foreign Countries Cwt.
TOTAL, FOREIGN COUNTRIES ... Cwt.
TOTAL, BRITISH EMPIRE AND FOREIGN COUNTRIES Cwt.

No. 7—continued.

TOTAL QUANTITIES and VALUE of ARTICLES IMPORTED—continued.

ARTICLES AND COUNTRIES OF CONSIGNMENT.	QUANTITIES.					VALUE.				
	1914-1915.	1915-1916.	1916-1917.	1917-1918.	1918-1919.	1914-1915.	1915-1916.	1916-1917.	1917-1918.	1918-1919.
Metals—Other than Iron and Steel and manufactures thereof—continued.										
<i>Wrought (a)—</i>										
<i>Braziers and Sheets (C) (III L)—</i>										
United Kingdom ... Cwt.	105					89				
India—Bombay ... Cwt.	58					230				
TOTAL, BRITISH EMPIRE ... Cwt.	161					719				
Germany ... Cwt.	60					256				
Belgium ... Cwt.	50					217				
TOTAL, FOREIGN COUNTRIES ... Cwt.	110					473				
TOTAL, BRITISH EMPIRE AND FOREIGN COUNTRIES ... Cwt.	271					1,185				
<i>Mixed or Yellow metal for sheeting (C) (III L)—</i>										
United Kingdom ... Cwt.			12					77		
Other British Possessions ... Cwt.			3					18		12
TOTAL, BRITISH EMPIRE ... Cwt.			15					95		12
Other Foreign Countries ... Cwt.										
TOTAL, FOREIGN COUNTRIES ... Cwt.										
TOTAL, BRITISH EMPIRE AND FOREIGN COUNTRIES ... Cwt.			15					95		12
<i>Copper, Wrought—</i>										
<i>Wire (excluding wire of telegraph and telephone)—</i>										
Other British Possessions ... Cwt.					1					1
TOTAL, BRITISH EMPIRE ... Cwt.					1					1
<i>Other manufactures (O) (III L)—</i>										
Egypt ... Cwt.			6					100		
United Kingdom ... Cwt.	80	37	14		10	219	228	83		201
India—Bombay ... Cwt.	141	123	60		22	802	767	301		168
British Somaliland ... Cwt.			30					85		
Other British Possessions ... Cwt.	13	15	2	12	4	61	28	12	102	14
TOTAL, BRITISH EMPIRE ... Cwt.	214	175	112	12	46	1,082	1,017	781	12	383
Italian East Africa ... Cwt.										
Germany ... Cwt.										
Other Foreign Countries ... Cwt.	45	20	15	3	10	114	51	53	6	49
Kamran and Fusan ... Cwt.			80					320		
D'Jibouti ... Cwt.										
TOTAL, FOREIGN COUNTRIES ... Cwt.	49	20	95	3	10	114	51	378	6	49
TOTAL, BRITISH EMPIRE AND FOREIGN COUNTRIES ... Cwt.	263	195	207	15	56	1,196	1,068	1,154	108	431
<i>German Silver (III L)—</i>										
United Kingdom ... Cwt.	16		16			120		127		
India—Bombay ... Cwt.								28		
Other British Possessions ... Cwt.	5		4			28				
TOTAL, BRITISH EMPIRE ... Cwt.	21		20			148		155		
Other Foreign Countries ... Cwt.	4					20				
TOTAL, FOREIGN COUNTRIES ... Cwt.	4					20				
TOTAL, BRITISH EMPIRE AND FOREIGN COUNTRIES ... Cwt.	25		20			168		155		
Metals, Iron and Steel, and manufactures thereof—										
<i>Iron—</i>										
<i>Pig (a) (III K)—</i>										
United Kingdom ... TONS	5		7			78		125		
Other British Possessions ... TONS		8			5		71			43
TOTAL, BRITISH EMPIRE ... TONS.	5	8			5	18	71			43
TOTAL, FOREIGN COUNTRIES ... TONS.			7					125		
TOTAL, BRITISH EMPIRE AND FOREIGN COUNTRIES ... TONS.	5	8	7		5	18	71	125		43
<i>Manufactures—</i>										
<i>Angle, Bolt and Rod (i) (III K)—</i>										
United Kingdom ... TONS					5					261
Bombay ... TONS					6					192
Other British Possessions ... TONS	2	13	13	1		23	31	19	22	
TOTAL, BRITISH EMPIRE ... TONS	2	13	13	1	11	23	31	19	22	443
TOTAL, FOREIGN COUNTRIES ... TONS.										
TOTAL, BRITISH EMPIRE AND FOREIGN COUNTRIES ... TONS.	2	13	13	1	11	23	31	19	22	443
<i>Bars and Channel (ii) (III K)—</i>										
United Kingdom ... TONS	65	57	53	3	22	826	596	1,441	170	550
India—Bombay ... TONS	71	34	26	22	7	600	436	619	453	244
Other British Possessions ... TONS			1	2	2			20	17	8
TOTAL, BRITISH EMPIRE ... TONS.	167	91	80	27	29	1,426	1,032	2,080	580	802

TOTAL QUANTITIES and VALUE of ARTICLES IMPORTED—continued.

ARTICLES AND COUNTRIES OF CONSIGNMENT.	QUANTITIES.					VALUE.				
	1914-1915.	1915-1916.	1916-1917.	1917-1918.	1918-1919.	1914-1915.	1915-1916.	1916-1917.	1917-1918.	1918-1919.
Metals, Iron and Steel, and manufactures thereof—continued.						£	£	£	£	£
<i>Bars and Channel (ii) (III K)—continued.</i>										
Germany TONS.	50	407
Belgium TONS.	136	10	1,816	80
Other Countries in Europe TONS.
Sweden TONS.	5	80
Other Foreign Countries TONS.	3	11	30	11
TOTAL, FOREIGN COUNTRIES ... TONS.	189	164	2,253	171
TOTAL, BRITISH EMPIRE AND FOREIGN COUNTRIES ... TONS.	340	107½	80	27	20 ²/₂₀	3,670	1,203	2,080	580	602
<i>Iron or Steel—</i>										
<i> Anchors and Cables (a) (III K)—</i>										
United Kingdom... .. TONS.	18	25	15	6	2	348	637	468	345	118
India—Bombay... .. TONS.	51	16	5	2	861	192	107	132
Other British Possessions TONS.	7½	1	8	51
TOTAL, BRITISH EMPIRE ... TONS.	69	41	20½	7	4	709	829	608	296	250
Germany TONS.	2	69
Other Foreign Countries TONS.	2	1	2	7½	1	30	10	13	5	31
TOTAL, FOREIGN COUNTRIES ... TONS.	4	1	2	7½	1	119	10	13	5	31
TOTAL, BRITISH EMPIRE AND FOREIGN COUNTRIES ... TONS.	73	41½	22½	7½	5	828	839	621	301	281
<i>Beams, pillars, girders and bridge work (b) (III K)—</i>										
United Kingdom TONS.	185	7	1,875	90
India—Bombay TONS.	6	110
Other British Possessions... .. TONS.	1	2	5	40
TOTAL, BRITISH EMPIRE ... TONS.	186	7	8	1,880	90	150
Belgium TONS.	11	60
Austria TONS.	4	75
TOTAL, FOREIGN COUNTRIES ... TONS.	15	135
TOTAL, BRITISH EMPIRE AND FOREIGN COUNTRIES ... TONS.	201	7	8	2,035	90	150
<i>Bolts and nuts (c) (III K)—</i>										
United Kingdom TONS.	5	11	9	5	6	60	267	376	202	313
India—Bombay TONS.	2	4	5	1	2	71	161	204	93	198
Other British Possessions TONS.	2½	2
TOTAL, BRITISH EMPIRE ... TONS.	7	15½	14	6	8	170	420	580	295	501
Other Foreign Countries TONS.	1	40
TOTAL, FOREIGN COUNTRIES ... TONS.	1	40
TOTAL, BRITISH EMPIRE AND FOREIGN COUNTRIES ... TONS.	8	15½	14	6	8	210	420	580	295	501

TOTAL QUANTITIES and VALUE of ARTICLES IMPORTED,—continued.

ARTICLES AND COUNTRIES OF CONSIGNMENT.	QUANTITIES.					VALUE.				
	1914-1915.	1915-1916.	1916-1917.	1917-1918.	1918-1919.	1914-1915.	1915-1916.	1916-1917.	1917-1918.	1918-1919.
Metals, Iron and Steel and manufactures thereof—continued.						£	£	£	£	£
<i>Hoops and Strips (d) (III K)—</i>										
Other British Possessions ... Tons.	1	$\frac{8}{20}$	2	1	5	10	39	53
TOTAL, BRITISH EMPIRE ... TONS.	1	$\frac{8}{20}$	2	1	5	10	39	53
Other Foreign Countries ... Tons.
TOTAL, FOREIGN COUNTRIES ... TONS.
TOTAL, BRITISH EMPIRE AND FOREIGN COUNTRIES ... TONS.	1	$\frac{8}{20}$	2	1	5	10	39	53
<i>Nails, rivets and washers (e) (III K)—</i>										
United Kingdom ... Tons.	15	31	59	1	15	238	589	2,144	80	657
India—Bombay ... Tons.	43	37	66	34	17	777	692	2,028	1,050	1,125
Other British Possessions ... Tons.	$\frac{2}{0}$	2
TOTAL, BRITISH EMPIRE ... TONS.	58	68	127	$35\frac{2}{20}$	32	1,015	1,481	4,172	2,032	1,782
Austria ... Tons.
Djibouti ... Tons.	5	237
Other Foreign Countries... Tons.	10	1	4	4	1	130	45	163	87	69
TOTAL, FOREIGN COUNTRIES ... TONS.	10	1	4	9	1	130	45	163	87	68
TOTAL, BRITISH EMPIRE AND FOREIGN COUNTRIES ... TONS.	68	69	131	$44\frac{2}{20}$	33	1,164	1,526	4,335	2,406	1,850
<i>Old for re-manufactures (III K)—</i>										
Other British Possessions ... Tons.	$\frac{1}{20}$	1	5	1	3	47
TOTAL, BRITISH EMPIRE ... TONS.	$\frac{1}{20}$	1	5	1	3	47
Other Foreign Countries ... Tons.	1	2
TOTAL, FOREIGN COUNTRIES ... TONS.	1	2
TOTAL, BRITISH EMPIRE AND FOREIGN COUNTRIES ... TONS.	6	49
<i>Pipes and fitting cast (f) (III K)—</i>										
United Kingdom ... Tons.	12	11	26	3	232	212	288	97
India—Bombay ... Tons.	2	90
Other British Possessions ... Tons.	1	1	$\frac{9}{20}$	1	48	43	29	9
TOTAL, BRITISH EMPIRE ... TONS.	13	12	28	$\frac{9}{20}$	4	276	255	378	29	106
Italy ... Tons.
Italian East Africa ... Tons.
Other Foreign Countries... Tons.	1	$\frac{5}{20}$	1	$\frac{24}{20}$	52	4	51	2
TOTAL, FOREIGN COUNTRIES ... TONS.	1	$\frac{5}{20}$	1	$\frac{24}{20}$	52	4	51	2
TOTAL, BRITISH EMPIRE AND FOREIGN COUNTRIES ... TONS.	14	$12\frac{5}{20}$	29	$9\frac{9}{20}$	$4\frac{24}{20}$	327	259	429	29	108
<i>Rails, Chairs, and fish-plates (excluding those for railways) (g) (III K)—</i>										
Other British Possessions ... Tons.
TOTAL, BRITISH EMPIRE ... TONS.
Other Foreign Countries... Tons.
TOTAL, FOREIGN COUNTRIES ... TONS.
TOTAL, BRITISH EMPIRE AND FOREIGN COUNTRIES ... TONS.
<i>Screws (h) (III K)—</i>										
United Kingdom ... Tons.	7	101
Other British Possessions... Tons.	$\frac{7}{20}$	1	$\frac{9}{20}$	1	26	76	93	88
Bombay ... Tons.	1	65
TOTAL, BRITISH EMPIRE ... TONS.	$\frac{7}{20}$	3	1	$\frac{9}{20}$	1	26	166	76	93	88

TOTAL QUANTITIES and VALUE of ARTICLES IMPORTED—continued.

ARTICLES AND COUNTRIES OF CONSIGNMENT.	QUANTITIES.					VALUE.				
	1914-1915.	1915-1916.	1916-1917.	1917-1918.	1918-1919.	1914-1915.	1915-1916.	1916-1917.	1917-1918.	1918-1919.
Metals, Iron and Steel and manufactures thereof—continued.						£	£	£	£	£
<i>Screws (h) (III K)—continued.</i>										
Other Foreign Countries... .. TONS.	$\frac{1}{20}$	$2\frac{1}{20}$	1	6
TOTAL, FOREIGN COUNTRIES ... TONS.	$\frac{1}{20}$	$2\frac{1}{20}$	1	6
TOTAL, BRITISH EMPIRE AND FOREIGN COUNTRIES ... TONS.	$7\frac{1}{20}$	$2\frac{21}{20}$	1	$\frac{1}{20}$	1	27	172	76	83	83
<i>Sheets and plates—Galvanised (ii) (III K)—</i>										
United Kingdom... .. TONS.	25	128	2	6	336	1,590	67	146
India—Bombay TONS.	4	8	90	273
Other British Possessions TONS.	4	$\frac{7}{20}$	42	15
TOTAL, BRITISH EMPIRE ... TONS.	29	132	10	$6\frac{7}{20}$	378	1,680	340	161
Other Foreign Countries TONS.
TOTAL, FOREIGN COUNTRIES ... TONS.
TOTAL, BRITISH EMPIRE AND FOREIGN COUNTRIES ... TONS.	29	132	10	$6\frac{7}{20}$	378	1,680	340	161
<i>Not Galvanised or tinned (iii) (III K)—</i>										
United Kingdom TONS.	236	64	146	7	64	1,550	547	2,393	140	1,423
India—Bombay TONS.	$\frac{6}{20}$	6	8	8	7	4	63	255	417	900
Other British Possessions TONS.	$\frac{11}{20}$	10
TOTAL, BRITISH EMPIRE ... TONS.	$236\frac{6}{20}$	70	154	15	$71\frac{11}{20}$	1,554	610	2,648	556	2,333
Other Foreign Countries TONS.	1	7
TOTAL, FOREIGN COUNTRIES ... TONS.	1	7
TOTAL, BRITISH EMPIRE AND FOREIGN COUNTRIES ... TONS.	$237\frac{6}{20}$	70	154	15	$71\frac{11}{20}$	1,561	610	2,648	556	2,332
<i>Tubes and fittings, wrought (j) (III K)—</i>										
Bombay TONS.	$\frac{13}{20}$	74
United Kingdom TONS.	6	4	2	10	162	224	72	1,476
Other British Possessions TONS.	$\frac{1}{20}$	$\frac{1}{20}$	$\frac{13}{20}$	6	15	50
TOTAL, BRITISH EMPIRE ... TONS.	6 $\frac{1}{20}$	4 $\frac{1}{20}$	2	$1\frac{13}{20}$	10	168	239	72	124	1,476
Other Foreign Countries TONS.	$\frac{1}{20}$	7
TOTAL, FOREIGN COUNTRIES ... TONS.	$\frac{1}{20}$	7
TOTAL, BRITISH EMPIRE AND FOREIGN COUNTRIES ... TONS.	6 $\frac{1}{20}$	4 $\frac{1}{20}$	2	$1\frac{13}{20}$	10	175	239	72	124	1,476
<i>Wire (k) (III K)—</i>										
United Kingdom TONS.	2	$\frac{1}{20}$	2	169	40	163
Bombay TONS.	1	200
Other British Possessions TONS.	3	3	1	$\frac{3}{20}$	66	55	20	4
TOTAL, BRITISH EMPIRE ... TONS.	3	3	3	$\frac{1}{20}$	$3\frac{3}{20}$	66	55	194	40	373
Austria TONS.	3	165
Belgium TONS.
Germany TONS.	$\frac{1}{20}$
Other Foreign Countries TONS.	$\frac{1}{20}$	$\frac{1}{20}$	6	2
TOTAL, FOREIGN COUNTRIES ... TONS.	$\frac{1}{20}$	3	$\frac{1}{20}$	6	165	2
TOTAL, BRITISH EMPIRE AND FOREIGN COUNTRIES ... TONS.	3 $\frac{1}{20}$	3	6	$\frac{1}{20}$	$3\frac{11}{20}$	74	55	359	40	375

564
No. 7—continued.

TOTAL QUANTITIES and VALUE of ARTICLES IMPORTED—continued.

ARTICLES AND COUNTRIES OF CONSIGNMENT.	QUANTITIES.					VALUE.				
	1914-1915.	1915-1916.	1916-1917.	1917-1918.	1918-1919.	1914-1915.	1915-1916.	1916-1917.	1917-1918.	1918-1919.
Metals, Iron and Steel, and manufactures thereof—continued.						£	£	£	£	£
Other manufactures of iron or steel (i) (III K)—										
United Kingdom Tons.	20	31	31	9	2	701	896	1,394	447	249
India—Bombay Tons.	9	8	9	3	5	176	195	832	177	440
Straits Settlements Tons.
Other British Possessions Tons.	1	1	1	1	1	40	1	7	33	104
TOTAL, BRITISH EMPIRE ... Tons.	30	39	40	12	8	977	1,092	1,623	657	794
United States Tons.	1	80
Italy Tons.	2	83
Germany Tons.	2 1/2	75
Other Countries in Europe Tons.	1	58
Other Foreign Countries Tons.	5	3	1	169	66	19
TOTAL, FOREIGN COUNTRIES ... Tons.	5	3	3	1	169	161	122	58
TOTAL, BRITISH EMPIRE AND FOREIGN COUNTRIES ... Tons.	41	42	43	13	8	1,146	1,253	1,805	715	794
Steel—										
Angle and spring (e) (III K)—										
United Kingdom Tons.	47	23	4	225	419	105
Other British Possessions Tons.	2	1	1	1	2	7	13	30
TOTAL, BRITISH EMPIRE ... Tons.	47	2	23	1	5	225	2	426	13	135
Other Foreign Countries Tons.
TOTAL, FOREIGN COUNTRIES ... Tons.
TOTAL, BRITISH EMPIRE AND FOREIGN COUNTRIES ... Tons.	47	2	23	1	5	225	2	426	13	135
Bars and Channel (b) (III K)—										
United Kingdom Tons.	174	7	8	1,644	62	171
Bombay—India Tons.	8	6	105	77
Other British Possessions Tons.	1 1/2	1	2	2	21	51
TOTAL, BRITISH EMPIRE ... Tons.	182	13 1/2	8	1	2	1,649	161	171	21	51
Belgium Tons.	29	199
TOTAL, FOREIGN COUNTRIES ... Tons.	29	199
TOTAL, BRITISH EMPIRE AND FOREIGN COUNTRIES ... Tons.	211	13 1/2	8	1	2	2,148	161	171	21	51
Cast (c) (III K)—										
Other British Possessions Tons.	3	2	1	1	48	34	34	22
TOTAL, BRITISH EMPIRE ... Tons.	3	2	1	1	48	34	34	22
Belgium Tons.
TOTAL, FOREIGN COUNTRIES ... Tons.
TOTAL, BRITISH EMPIRE AND FOREIGN COUNTRIES ... Tons.	3	2	1	1	48	34	34	22
Ingot, blooms, billets and slabs (d) (III K)—										
Other British Possessions Tons.	1	2
TOTAL, BRITISH EMPIRE ... Tons.	1	2
TOTAL, METALS, IRON AND STEEL, AND MANUFACTURES THEREOF ... Tons.	1,290	645	542	119	208	14,050	8,631	14,809	5,200	9,532

TOTAL QUANTITIES and VALUE of ARTICLES IMPORTED—continued

ARTICLES AND COUNTRIES OF CONSIGNMENT.	QUANTITIES.					VALUE.				
	1914-1915.	1915-1916.	1916-1917.	1917-1918.	1918-1919.	1914-1915.	1915-1916.	1916-1917.	1917-1918.	1918-1919.
Metals other than Iron and Steel and manufactures thereof—						£	£	£	£	£
<i>Lead—</i>										
(1) Unwrought Pig (a) (III L)—										
United Kingdom ... Cwt.	301					202				
India—Bombay ...										
Other British Possessions ...					20					17
TOTAL, BRITISH EMPIRE ... Cwt.	301				20	202				17
(2) Wrought—										
Sheets pipes and tubes (b) (III L)—										
Other British Possessions ... Cwt.		5	22		4		8	39		11
United Kingdom ...	57					47				
TOTAL, BRITISH EMPIRE ... Cwt.	57	5	22		4	47	8	39		11
(3) Wrought other sorts (b) (III L)—										
Other British Possessions ... Cwt.					1	1				2
TOTAL, BRITISH EMPIRE ... Cwt.					1	1				2
Other Foreign Countries ... Cwt.	4					4				
TOTAL, FOREIGN COUNTRIES ... Cwt.	4					4				
TOTAL, BRITISH EMPIRE AND FOREIGN COUNTRIES ... Cwt.	4				1	5				2
QUICKSILVER (III L)—										
Bombay ... Lbs.			364					101		
Other British Possessions ...	302	112				7	39			
TOTAL, BRITISH EMPIRE ... Lbs.	302	112	364			7	39	101		
Other Foreign Countries ... Lbs.			513					20		
TOTAL, FOREIGN COUNTRIES ... Lbs.			513					20		
TOTAL, BRITISH EMPIRE AND FOREIGN COUNTRIES ... Lbs.	302	112	877			7	39	121		
SOLDER (III L)—										
Other British Possessions ... Cwt.		1,772			5		19			35
TOTAL, BRITISH EMPIRE ... Cwt.		1,772			5		19			35
Other Foreign Countries ... Cwt.	50					60				
TOTAL, BRITISH EMPIRE AND FOREIGN COUNTRIES ... Cwt.	50	1,772			5	60	19			35
<i>Tin—</i>										
Unwrought (blocks, ingots, bars and slabs) (a) (III L)—										
Bombay ... Cwt.					5					76
Other British Possessions ...			4					35		
TOTAL, BRITISH EMPIRE ... Cwt.			4		5			35		76
Independent Somali Ports ... Cwt.					210					1,667
TOTAL, FOREIGN COUNTRIES ... Cwt.					210					1,667
TOTAL, BRITISH EMPIRE AND FOREIGN COUNTRIES ... Cwt.			4		215			35		1,743
Wrought including plates or sheets not being tinned iron (b) (III L)—										
United Kingdom ... Cwt.	855	1,080	1,081			928	1,403	3,720		
Straits Settlements ...	30	29	8		20	285	206	80		162
India—Bombay ...	111	84	32		0	138	180	167		237
Other British Possessions ...		14	7	41	1		4	6	137	7
TOTAL, BRITISH EMPIRE ... Cwt.	996	1,207	1,128	41	30	1,351	1,893	3,973	137	337

566
No. 7—continued.

TOTAL QUANTITIES and VALUE of ARTICLES IMPORTED—continued.

ARTICLES AND COUNTRIES OF CONSIGNMENT.	QUANTITIES.					VALUE.				
	1914-1915.	1915-1916	1916-1917.	1917-1918.	1918-1919.	1914-1915.	1915-1916.	1916-1917.	1917-1918.	1918-1919.
Metals other than Iron and Steel and Manufactures thereof—continued.						£	£	£		£
<i>Tin—continued.</i>										
Other Foreign Countries... Cwt.	26	2	1	...	5	71	3	8	...	30
TOTAL, FOREIGN COUNTRIES ... Cwt.	26	2	1	...	5	71	3	8	...	30
TOTAL BRITISH EMPIRE AND FOREIGN COUNTRIES ... Cwt.	1,023	1,200	1,729	41	36	1,400	1,806	3,980	197	307
<i>Zinc or Spelter—</i>										
<i>Unwrought (a) (III. L)—</i>										
Other British Possessions ... Cwt.	3	20
TOTAL, BRITISH EMPIRE ... Cwt.	3	29
Italy ... Cwt.	...	2,780	500
TOTAL, FOREIGN COUNTRIES ... Cwt.	...	2,780	500
TOTAL BRITISH EMPIRE AND FOREIGN COUNTRIES ... Cwt.	...	2,760	3	...	500	29
<i>Wrought or manufactures (b) (III. L)—</i>										
United Kingdom... Cwt.	133	180	36	...	27	221	395	137	...	184
India—Bombay ... Cwt.
Other British Possessions ... Cwt.	26	2	2	...	15	58	10	1	...	46
TOTAL, BRITISH EMPIRE ... Cwt.	159	182	37	...	42	279	405	138	...	169
Djibouti ... Cwt.	29	83
Italy ... Cwt.	32	67
Belgium ... Cwt.
Other Foreign Countries ... Cwt.	58	16	...	58	...	87	20	...	30	...
TOTAL, FOREIGN COUNTRIES ... Cwt.	58	16	61	58	...	87	20	150	30	...
TOTAL BRITISH EMPIRE AND FOREIGN COUNTRIES ... Cwt.	214	198	98	58	42	316	425	288	30	169
<i>Other sorts (c) (III. L)—</i>										
TOTAL, BRITISH EMPIRE ... Cwt.
TOTAL, FOREIGN COUNTRIES ... Cwt.
TOTAL BRITISH EMPIRE AND FOREIGN COUNTRIES ... Cwt.
<i>Metals unenumerated (III. L)—</i>										
Other British Possessions... Cwt.	3	...	29	7	11	29	...	67	12	45
TOTAL, BRITISH EMPIRE ... Cwt.	3	...	29	7	11	29	...	67	12	45
Italy ... Cwt.	75	100	...
France ... Cwt.	761	982	915	...	63	873	1,287	1,205	...	165
Djibouti ... Cwt.	55	87	74	78	...
Dunkali Ports ... Cwt.
TOTAL, FOREIGN COUNTRIES ... Cwt.	761	982	970	112	63	873	1,287	1,309	178	165
TOTAL BRITISH EMPIRE AND FOREIGN COUNTRIES ... Cwt.	764	982	999	119	74	902	1,287	1,426	190	210
TOTAL, METALS—OTHER THAN IRON AND STEEL AND MANUFACTURES THEREOF ... Cwt.	3,543.84	6,542.1	3,470.94	494	780.1	7,930	8,276	9,178	1,400	3,069
TOTAL OF METALS ... TONS.	1,474	672 ⁵¹ / ₂₀	716 ⁹³ / ₂₀	143 ¹⁹¹ / ₂₀	347 ⁵ / ₂₀	22,045	16,957	23,437	6,756	13,495

TOTAL QUANTITIES and VALUE of ARTICLES IMPORTED—continued.

ARTICLES AND COUNTRIES OF CONSIGNMENT.	QUANTITIES.					VALUE.				
	1914-1915.	1915-1916.	1916-1917.	1917-1918.	1918-1919.	1914-1915.	1915-1916.	1916-1917.	1917-1918.	1918-1919.
Motor Cars and Motor Cycles and parts thereof—						£	£	£	£	£
Motor Cars (III, C)—										
United Kingdom ... No.	7	4	1			1,225	388	80		
India—Bombay ...	2	1	18		1	213	90	2,720		67
Calcutta ...			9					1,767		
TOTAL, BRITISH EMPIRE ... No.	9	5	28		1	1,438	478	4,467		67
Arabian Gulf Ports ... No.					1					333
United States ...	15	52	12			2,112	6,405	2,633		
France ...	5	1				1,333	200			
Djibouti ...		2					80			
Other Foreign Countries ...	1					60				
TOTAL, FOREIGN COUNTRIES ... No.	21	55	12		1	3,565	6,685	2,633		333
TOTAL, BRITISH EMPIRE AND FOREIGN COUNTRIES ... No.	30	60	35		2	3,943	7,153	7,000		400
Motor Cycles (III, C)—										
United Kingdom ... No.	3	2	13			110	90	537		
Bombay ...			19					593		
Other British Possessions ...	1	1	1	1	1	43	20	30	20	60
Ceylon ...		1					67			
TOTAL, BRITISH EMPIRE ... No.	4	4	33	1	1	163	177	1,160	20	60
Other Foreign Countries ... No.	2	1				40	40	200		
United States ...		6	5				303			
TOTAL, FOREIGN COUNTRIES ... No.	2	7	5			40	343	200		
TOTAL, BRITISH EMPIRE AND FOREIGN COUNTRIES ... No.	6	11	37	1	1	203	520	1,360	20	60
Motor Wagons (III, C)—										
Egypt ... No.				1					1,000	
United Kingdom ...			1	1				800	228	
Other British Possessions ...										
TOTAL, BRITISH EMPIRE ... No.			1	2				800	1,228	
France ... No.	1					800				
Other Foreign Countries ...										
TOTAL, FOREIGN COUNTRIES ... No.	1					800				
TOTAL, BRITISH EMPIRE AND FOREIGN COUNTRIES ... No.	1		1	2		800		800	1,228	
Parts of Motor Cars and Motor Cycles and accessories excluding Rubber tyres (4) (III, C)—										
United Kingdom ... Value.						798	813	1,055	412	778
Other British Possessions ...						70	14			
Bombay ...							91	1,573	712	1,539
TOTAL, BRITISH EMPIRE ... Value.						868	918	2,628	1,124	2,317
United States ... Value.						281	1,006	791	453	
France ...						37	153	79		
Italy ...								120		
Other Foreign Countries ...									2	27
TOTAL, FOREIGN COUNTRIES ... Value.						308	1,159	990	455	27
TOTAL, BRITISH EMPIRE AND FOREIGN COUNTRIES ... Value.						1,176	2,077	3,608	1,579	2,344
TOTAL, MOTOR CARS, etc. ... Value.						7,122	9,750	12,828	2,525	2,604

TOTAL QUANTITIES and VALUE of ARTICLES IMPORTED--continued.

ARTICLES AND COUNTRIES OF CONSIGNMENT.	QUANTITIES.					VALUE.				
	1914-1916.	1916-1916.	1916-1917.	1917-1918.	1918-1918.	1914-1916.	1915-1916.	1916-1917.	1917-1918.	1918-1918.
Oils--										
<i>Animal (II. E.)--</i>										
Others British Possessions ... Gals.				61					6	
TOTAL, BRITISH EMPIRE ... Gals.				61					6	
Italy ... Gals.		9,184					400			
Arabian Gulf Ports... ..	5,498	3,079	1,034	933		226	107	72	93	
Other Foreign Countries		473			234		14			20
TOTAL, FOREIGN COUNTRIES ... Gals.	5,498	13,635	1,034	933	234	223	521	72	93	20
TOTAL, BRITISH EMPIRE AND FOREIGN COUNTRIES ... Gals.	5,498	13,635	1,034	994	234	226	521	73	99	20
<i>Essential (II. E.)--</i>										
India--Bombay ... Gals.	318	1,473	2,001	978	1,018	285	1,400	770	632	377
United Kingdom			390					105		
Other British Possessions... ..	54	50		2	33	6	5		4	38
BRITISH EMPIRE ... Gals.	372	1,523	2,391	980	1,051	291	1,405	875	636	405
France				25					196	
Other Foreign Countries	25	17	7			13	18	20		
Moscowah		451					173			
TOTAL, FOREIGN COUNTRIES ... Gals.	25	468	7	25		13	191	20	196	
TOTAL, BRITISH EMPIRE AND FOREIGN COUNTRIES ... Gals.	397	1,991	2,398	1,005	1,051	304	1,596	895	832	405
<i>Mineral (II. E.)--</i>										
<i>Kerosine in case (iii) (II. E.)--</i>										
Other British Possessions ... Gals.					36					3
TOTAL, BRITISH EMPIRE ... Gals.					36					3
United States ... Gals.	1,009,204	1,406,224	543,893	561,563	176,336	41,008	61,429	31,631	40,063	15,904
Egypt	32,898					1,302				
Sumatra	89,280	81,520	10,000			8,468	1,183	1,000		
Other Foreign Countries			496					23		
TOTAL, FOREIGN COUNTRIES ... Gals.	122,372	1,487,744	554,304	561,563	176,336	46,778	62,612	32,654	40,063	15,904
TOTAL, BRITISH EMPIRE AND FOREIGN COUNTRIES ... Gals.	1,121,576	1,487,744	554,304	561,563	176,372	46,778	62,612	32,677	40,063	15,907
<i>Lubricating Oils (c) (II. E.)--</i>										
Egypt ... Gals.			4,239	3,769	212			607	640	72
India--Bombay	1,273	4,128	2,336	5,335	11,034	139	800	477	1,394	8,840
United Kingdom	8,308	4,183	4,464	2,182	1,940	993	611	775	460	504
Other British Possessions	180	46		5		32	9		1	
TOTAL, BRITISH EMPIRE ... Gals.	9,771	8,354	11,099	11,331	13,186	1,153	1,420	2,059	2,704	4,116
Sumatra ... Gals.										
United States	9,021	5,017	9,954	1,157		540	519	454	393	
Egypt	4,440	3,429				654	450			
Austria										
Italy										
Other Foreign Countries	1,943				668	141				62
France		300	975				69	133		
TOTAL, FOREIGN COUNTRIES ... Gals.	16,004	9,646	10,929	1,160	668	1,235	1,118	587	393	62
TOTAL, BRITISH EMPIRE AND FOREIGN COUNTRIES ... Gals.	25,775	18,000	22,028	12,491	13,852	2,388	2,538	2,646	3,097	4,178

TOTAL QUANTITIES and VALUE of ARTICLES IMPORTED—continued.

ARTICLES AND COUNTRIES OF CONSIGNMENT.	QUANTITIES.					VALUE.				
	1914-1915.	1915-1916.	1916-1917.	1917-1918.	1918-1919.	1914-1915.	1915-1916.	1916-1917.	1917-1918.	1918-1919.
<i>Oils—continued.</i>										
Paints, solutions & composition dangerous, Flashing below 70° F.										
Other British Possessions ... Gals.	2	8
TOTAL, BRITISH EMPIRE ... Gals.	2	8
TOTAL, BRITISH EMPIRE AND FOREIGN COUNTRIES ... Gals.	2	8
Mineral O. Kinds—										
Bombay ... Gals.	300	100
Other British Possessions ... "	120	26
TOTAL, BRITISH EMPIRE ... Gals.	420	126
Petroleum, dangerous Benzene, Benzol Petrol and other Motor spirit (d) (H. E.)—										
Straits Settlements ... Gals.	3,300	16,400	7,902	320	2,423	1,333
Egypt ... "	12,680	52,024	10,000	1,157	8,044	2,067
United Kingdom... "	510	83
Other British Possessions ... "	43	448	7	63
Bombay ... "	1,000	1,000	100	120
TOTAL, BRITISH EMPIRE ... Gals.	4,753	448	13,680	70,024	28,992	510	65	1,277	10,467	3,099
Italy ... Gals.
Massawah ... "	4,000	833
Egypt ... "	19,048	1,840
Sumatra ... "	19,000	26,530	32,000	1,709	2,131	4,000
United States ... "	20,120	51,320	24,070	59,984	1,670	4,016	2,909	6,831
Other Foreign Countries ... "	795	158	40	75	47	6
TOTAL, FOREIGN COUNTRIES ... Gals.	59,563	78,014	54,000	84,024	5,393	6,194	6,900	9,770
TOTAL, BRITISH EMPIRE AND FOREIGN COUNTRIES ... Gals.	64,316	78,462	69,880	134,048	28,992	5,903	6,259	8,177	20,237	3,109
<i>Vegetables, non-essential—</i>										
<i>Castor (a) (H. E.)—</i>										
India—Bombay ... Gals.	670	954	1,216	91	115	290
Calcutta ... "	1,084	105	200	70
United Kingdom ... "	250	226	79	96
Other British Possessions ... "	62	634	165	80	23	110	45	20
TOTAL, BRITISH EMPIRE ... Gals.	1,816	854	1,945	1,381	80	314	180	281	264	20
Other Foreign Countries ... Gals.
TOTAL, FOREIGN COUNTRIES ... Gals.
TOTAL, BRITISH EMPIRE AND FOREIGN COUNTRIES ... Gals.	1,816	854	1,945	1,381	80	314	180	281	264	20
<i>Cocconut (b) (H. E.)—</i>										
Mauritius and Dependencies ... Gals.	1,020	247
Ceylon ... "	2,376	1,360	700	240	503	180	187	89
Seychelles... "	1,860	1,003	1,460	4,000	300	200	261	778
India—Bombay ... "	4,022	4,005	2,334	12,291	4,992	763	567	387	3,693	1,381
Calcutta ... "	640	145
Other British Possessions ... "	103	363	260	128	19	30	48	14
TOTAL, BRITISH EMPIRE ... Gals.	9,281	6,720	6,474	22,554	5,260	1,644	957	1,207	4,519	1,484
Other Foreign Countries ... Gals.	5	20	1
TOTAL, FOREIGN COUNTRIES ... Gals.	5	20	1
TOTAL, BRITISH EMPIRE AND FOREIGN COUNTRIES ... Gals.	9,281	6,720	6,479	22,554	5,280	1,644	957	1,208	4,519	1,484
<i>Cotton seed (c) (H. E.)—</i>										
Other British Possessions ... Gals.	232	32
TOTAL, BRITISH EMPIRE ... Gals.	232	32
<i>Linseed (d) (H. E.)—</i>										
India—Bombay ... Gals.	625	681	2,600	95	133	763
United Kingdom ... "	3,967	4,067	4,035	804	454	552	853	117
Other British Possessions ... "	310	5	436	65	35	1	62	21
TOTAL, BRITISH EMPIRE ... Gals.	4,277	5,297	5,371	1,647	2,725	493	649	1,017	250	784
United States ... Gals.	650	200
Other Foreign Countries ... "
TOTAL, FOREIGN COUNTRIES ... Gals.	650	200
TOTAL, BRITISH EMPIRE AND FOREIGN COUNTRIES ... Gals.	4,277	5,297	5,371	2,295	2,725	493	649	1,017	510	784

TOTAL QUANTITIES and VALUE of ARTICLES IMPORTED—continued.

ARTICLES AND COUNTRIES OF CONSIGNMENT.	QUANTITIES.					VALUE.				
	1914-1915.	1915-1916.	1916-1917.	1917-1918.	1918-1919.	1914-1915.	1915-1916.	1916-1917.	1917-1918.	1918-1919.
<i>Oils—continued.</i>						£	£	£	£	£
<i>Vegetables, non-essential—continued.</i>										
Mustard or rape (f) (II. E)—										
Other British Possessions ... Cwt.	160	322	280	200	23	60	60	47
Bombay	763	127
TOTAL, BRITISH EMPIRE ... Cwt.	160	322	763	280	200	23	60	127	60	47
Sesamum (oil or jinjill) (g) (II. E)—										
British East Africa ... Gals.	600	80
Zanzibar, etc.
India—Bombay	40,326	35,595	19,833	7,102	801	6,647	4,181	2,360	1,181	135
Other British Possessions	92	20	300	12	2	50
TOTAL, BRITISH EMPIRE ... Gals.	40,326	36,287	19,853	7,102	1,101	6,647	4,273	2,362	1,181	185
Mocha	1,490	195
Arabian Gulf Ports	600	100
Other Foreign Countries ... Gals.	482	60	5	20	10	89	8	1	2	2
TOTAL, FOREIGN COUNTRIES ... Gals.	482	1,550	5	620	10	89	208	1	102	2
TOTAL, BRITISH EMPIRE AND FOREIGN COUNTRIES ... Gals.	29,706	37,837	19,858	7,722	1,111	6,736	4,476	2,363	1,284	187
Other sorts (h) (II. E)—										
Egypt	300	167
United Kingdom	476	118
India—Bombay	119	98
Other British Possessions	16	403	4	60
TOTAL, BRITISH EMPIRE ... Gals.	16	595	403	300	4	216	60	167
Other Foreign Countries	8	2
TOTAL, FOREIGN COUNTRIES ... Gals.	8	2
TOTAL, BRITISH EMPIRE AND FOREIGN COUNTRIES ... Gals.	24	595	403	300	6	216	60	167
TOTAL OF OILS ... Gals.	1,290,959	1,601,517	695,953	714,328	295,620	63,646	80,101	52,867	71,020	27,602
<i>Oilcakes (III. F)—</i>										
Zanzibar, etc. ... Cwt.	263	1,334	709	272	89	633	277	73
Bombay	291	700	71	382
Other British Possessions	83	125	601	23	53	66
TOTAL, BRITISH EMPIRE ... Cwt.	554	2,141	834	873	160	1,038	330	139
Other Foreign Countries ... Cwt.	35	182	252	80	5	9	55	71	88	8
Italian East Africa	415	143
TOTAL, FOREIGN COUNTRIES ... Cwt.	35	597	252	80	5	9	198	71	88	8
TOTAL, BRITISH EMPIRE AND FOREIGN COUNTRIES ... Cwt.	540	2,738	1,086	953	5	169	1,236	401	177	8
<i>Oil-cloth and Floor-cloth (III. F)—</i>										
United Kingdom ... Sq. Yds.	2,446	1,337	832	1,675	892	161	116	94	127	163
Other British Possessions	151	741	552	180	722	12	45	60	23	52
TOTAL, BRITISH EMPIRE ... Sq. Yds.	2,597	2,078	1,384	1,855	1,614	173	161	154	150	215
Other Foreign Countries ... Sq. Yds.	181	15
TOTAL, FOREIGN COUNTRIES ... Sq. Yds.	181	15
TOTAL, BRITISH EMPIRE AND FOREIGN COUNTRIES ... Sq. Yds.	2,778	2,078	1,384	1,855	1,604	188	161	164	150	215
<i>Opium (III. D)—</i>										
India—Bombay ... Lbs.	240	61	160	140
TOTAL, BRITISH EMPIRE ... Lbs.	240	61	160	140
TOTAL, BRITISH EMPIRE AND FOREIGN COUNTRIES ... Lbs.	240	61	160	140

TOTAL QUANTITIES and VALUE of ARTICLES IMPORTED—continued.

ARTICLES, AND COUNTRIES OF CONSIGNMENTS.	QUANTITIES.					VALUE.				
	1914-1915.	1915-1916.	1916-1917.	1917-1918.	1918-1919.	1914-1915.	1915-1916.	1916-1917.	1917-1918.	1918-1919.
Packing—Engine and Boiler—of all kinds including asbestos (III. F)—						£	£	£	£	£
United KingdomValue.	43	399	607	903	100
Other British PossessionsValue.	35	5	36
TOTAL, BRITISH EMPIRE ...Value.	43	399	642	907	136
Other Foreign CountriesValue.	49
TOTAL, FOREIGN COUNTRIES ...Value.	49
TOTAL, BRITISH EMPIRE AND FOREIGN COUNTRIESValue.	43	447	642	907	136
Paints and Painters' materials—										
Paints and Colours—										
White and red lead (a) (III. F)—										
Bombay Cwt.	151	1,084
United Kingdom... .. Cwt.	641	283	440	208	98	913	413	1,079	460	300
Other British Possessions Cwt.	11	32	17	3	19	37	61	6
TOTAL, BRITISH EMPIRE ... Cwt.	652	314	457	211	249	932	450	1,140	466	1,384
Other Foreign Countries Cwt.	8	3
TOTAL, FOREIGN COUNTRIES ... Cwt.	8	3
TOTAL, BRITISH EMPIRE AND FOREIGN COUNTRIES Cwt.	652	314	460	211	249	932	450	1,143	466	1,384
Other sorts (a iii) (III. F)—										
United Kingdom... .. Cwt.	1,225	1,001	818	474	319	1,745	1,773	3,173	1,670	1,390
Egypt Cwt.	50	233
India—Bombay Cwt.	116	48	539	249	104	3,312
„ Calcutta Cwt.	20	53	261	1,094
Other British Possessions Cwt.	23	23	6	20	93	52
TOTAL, BRITISH EMPIRE ... Cwt.	1,390	1,029	914	482	938	2,295	1,865	3,430	4,723	3,035
Belgium Cwt.	149	601
Other Foreign Countries Cwt.	21	11	1	68	75	27	3
TOTAL, FOREIGN COUNTRIES ... Cwt.	169	11	1	759	75	27	3
TOTAL, BRITISH EMPIRE AND FOREIGN COUNTRIES Cwt.	1,559	1,040	914	482	939	3,054	1,940	3,430	1,755	3,038
Painters' materials (other than paints and colours) (b)—										
Turpentine (b i) (III. F)—										
United Kingdom... .. Cwt.	106	227
Other British Possessions Cwt.	40	36	7	15	10	55	60	14	53	59
TOTAL BRITISH EMPIRE ... Cwt.	40	36	113	15	10	55	60	241	63	69
United States Cwt.	20	80
Other Foreign Countries Cwt.	26	29	36	31	33	60
TOTAL, FOREIGN COUNTRIES ... Cwt.	26	29	36	20	31	33	60	80
TOTAL, BRITISH EMPIRE AND FOREIGN COUNTRIES Cwt.	66	65	149	35	10	86	93	301	133	69
Other kinds (b ii) (III. F)—										
United Kingdom... ..Value.	150	185	253	101	241
BombayValue.	97	100
Other British PossessionsValue.	43	18	23	2
TOTAL, BRITISH EMPIRE ...Value.	193	203	350	124	343
Other Foreign CountriesValue.	5	27	7
TOTAL, FOREIGN COUNTRIES ...Value.	5	27	7
TOTAL, BRITISH EMPIRE AND FOREIGN COUNTRIESValue.	198	203	350	151	350
TOTAL, PAINTS AND PAINTERS' MATERIALSValue.	4,270	2,680	5,224	2,505	5,731

TOTAL QUANTITIES and VALUE of ARTICLES IMPORTED—continued.

ARTICLES, AND COUNTRIES OF CONSIGNMENT.	QUANTITIES.					VALUE.				
	1914-1915.	1915-1916.	1916-1917.	1917-1918.	1918-1919.	1914-1915.	1915-1916.	1916-1917.	1917-1918.	1918-1919.
Paper, Pasteboard, and Stationery—										
<i>Paper—</i>										
<i>Packing paper (a) (III-M.)—</i>										
United Kingdom ... Cwt.	9,398	10,344	734	289	44	3,100	4,245	937	723	280
India—Bombay	2,531	461	110	2,036	1,303	367
Egypt	888	2,190
Suskin and Port Sudan	260	87
Other British Possessions ...	8	10	10	40	8	13
TOTAL, BRITISH EMPIRE ... Cwt.	9,407	10,614	4,161	750	154	3,140	4,340	5,768	1,931	653
Arabian Gulf Ports ... Cwt.	35	87
Austria ...	268	271
Italy ...	74	374	110	105	618	370
Other Foreign Countries ...	40	1	25	90	3	56
United States ...	500	250	173	317
Egypt ...	187	471	281	533
TOTAL, FOREIGN COUNTRIES ... Cwt.	1,077	846	300	25	35	900	1,172	603	56	87
TOTAL, BRITISH EMPIRE AND FOREIGN COUNTRIES ... Cwt.	10,484	11,460	4,461	775	189	4,040	5,512	6,371	1,987	740
<i>Printing paper (b) (III-M.)—</i>										
United Kingdom ... Cwt.	31	33	27	69	134	138	153	504
Other British Possessions	3	1	2	20	1	40
TOTAL, BRITISH EMPIRE ... Cwt.	34	34	29	69	154	139	193	504
Other Foreign Countries ... Cwt.
TOTAL, FOREIGN COUNTRIES ... Cwt.
TOTAL, BRITISH EMPIRE AND FOREIGN COUNTRIES ... Cwt.	34	34	29	69	154	139	193	504
<i>Writing paper and envelopes (c) (III-M.)—</i>										
United Kingdom ... Value.	228	220	468	871	1,357
India—Bombay	69	690	1,023	1,171	2,216
Other British Possessions	7	10
TOTAL, BRITISH EMPIRE ... Value.	297	810	1,498	2,052	3,573
Austria ... Value.	608
Germany	78
Italy	137	116	313	548	69
Other Foreign Countries	22	58	81	3
TOTAL FOREIGN COUNTRIES ... Value.	740	168	304	546	69
TOTAL, BRITISH EMPIRE AND FOREIGN COUNTRIES ... Value.	1,037	978	1,802	2,598	3,642
<i>Other kinds of paper including paper manufactures (d) (III-M.)—</i>										
Egypt ... Cwt.	548	380	19	4,018	2,800	304
United Kingdom ...	28	77	205	167	133	73	334	1,388	673	1,007
India—Bombay	24	118	67	756
Other British Possessions ...	7	13	16	24	10	24	16	81
TOTAL, BRITISH EMPIRE ... Cwt.	35	90	793	570	270	92	359	6,359	3,565	2,067
Italy ... Cwt.	30	51	111	116	183	96	207	200
Egypt, etc. ...	124	87	427	624
Other Foreign Countries ...	18	4	32	5	15	74	40	73	40	30
United States	250	313
Japan ...	2	67
TOTAL, FOREIGN COUNTRIES ... Cwt.	174	142	393	121	15	760	756	583	240	30
TOTAL, BRITISH EMPIRE AND FOREIGN COUNTRIES ... Cwt.	209	232	1,186	691	285	842	1,114	6,942	3,805	2,097

TOTAL QUANTITIES and VALUE of ARTICLES IMPORTED—continued.

ARTICLES, AND COUNTRIES OF CONSIGNMENT.	QUANTITIES.					VALUE.				
	1914-1915.	1915-1916.	1916-1917.	1917-1918.	1918-1919.	1914-1915.	1915-1916.	1916-1917.	1917-1918.	1918-1919.
Paper, Pasteboard, and Stationery— <i>continued.</i> <i>Pasteboard, millboard and cardboard of all kinds—(III-M.)—</i>						£	£	£	£	£
Egypt ... Cwt.			80					498		
United Kingdom ...	51			10		94			280	
Other British Possessions ...	10	36	26	39	21	11	74	18	87	41
TOTAL, BRITISH EMPIRE ... Cwt.	67	36	96	45	21	105	74	516	347	41
Italy ... Cwt.		50	15				73	50		
Other Foreign Countries ...	40		5			56		33		3
TOTAL, FOREIGN COUNTRIES ... Cwt.	40	50	20			56	73	113		3
TOTAL, BRITISH EMPIRE AND FOREIGN COUNTRIES ... Cwt.	107	86	106	45	21	161	147	629	347	44
TOTAL OF PAPER AND PASTEBOARD ... Value.						6,080	7,595	15,066	8,930	7,044
Paper-making Materials— <i>Rags and other materials (II J.)—</i>										
Other British Possessions ... Cwt.			4	7	13			10	8	17
TOTAL, BRITISH EMPIRE ... Cwt.			4	7	13			10	8	17
TOTAL, BRITISH EMPIRE AND FOREIGN COUNTRIES ... Cwt.			4	7	13			10	8	17
Perfumery (not being perfumed Spirits) (III. P.)—										
United Kingdom ... Value.						129	101	268	450	343
India—Bombay ...								815	633	1,505
Other British Possessions ...						112	41	7	4	
TOTAL, BRITISH EMPIRE ... Value.						234	232	590	1,070	1,933
France... Value.						110	407	103	162	
Egypt, etc. ...						175				
Italian East Africa ...										
Djibouti ...						4,442	5,068	5,011	3,455	1,947
Arabian Gulf Ports ...								159		153
Germany ...						81				
Turkey in Asia ...							73			
Other Foreign Countries ...						93	5	113	17	
TOTAL, FOREIGN COUNTRIES ... Value.						4,901	5,613	5,985	3,654	2,100
TOTAL, BRITISH EMPIRE AND FOREIGN COUNTRIES ... Value.						5,135	5,845	6,565	4,730	4,033
Pitch, Tar and Dammer (III. P.)—										
Bombay ... Cwt.					523					475
United Kingdom ...	1,500	633	545		107	464	203	220		248
Other British Possessions ...	2		27	205		1		28	104	
TOTAL, BRITISH EMPIRE ... Cwt.	1,502	633	672	205	630	465	203	227	104	723
Other Foreign Countries ... Cwt.	41	58	2	2		15	38	3	2	
Italy ...			78					103		
TOTAL, FOREIGN COUNTRIES ... Cwt.	41	58	80	2		15	33	105	2	
TOTAL, BRITISH EMPIRE AND FOREIGN COUNTRIES ... Cwt.	1,543	741	652	207	630	480	236	432	106	723
Plants, living, including Bulbs and seeds for sowing (II. J.)—										
Other British Possessions ... Value.							12	8	21	
TOTAL, BRITISH EMPIRE ... Value.							12	8	21	
Other Foreign Countries ... Value.						23	1	1		
TOTAL, FOREIGN COUNTRIES ... Value.						23	1	1		
TOTAL, BRITISH EMPIRE AND FOREIGN COUNTRIES ... Value.						23	13	9	21	

TOTAL QUANTITIES and VALUE of ARTICLES IMPORTED—continued.

ARTICLES, AND COUNTRIES OF CONSIGNMENT.	QUANTITIES.					VALUE.				
	1914-1915.	1915-1916.	1916-1917.	1917-1918.	1918-1919.	1914-1915.	1915-1916.	1916-1917.	1917-1918.	1918-1919.
Polishes— <i>Pushes and composition for application to leather</i> <i>(a) (III-P.)—</i>						£	£	£	£	£
United Kingdom Value.						108	189	225	377	545
Other British Possessions Value.						9	10	47	31	39
TOTAL, BRITISH EMPIRE ... Value.						117	149	272	408	577
<i>Polishes and composition for application to metals, etc. (b) (III-P.)—</i>										
Other British Possessions Value.						15	8	4	10	9
United Kingdom Value.						111	139	191	475	451
TOTAL, BRITISH EMPIRE ... Value.						126	147	195	485	460
Other Foreign Countries Value.						21				
TOTAL, FOREIGN COUNTRIES ... Value.						21				
TOTAL, BRITISH EMPIRE AND FOREIGN COUNTRIES ... Value.						147	147	195	485	460
Precious stones and pearls unset (II. J)—										
India—Bombay Value.						467	22	3,333		
Somaliland Value.						275	367	477		
Other British Possessions Value.									7	
TOTAL, BRITISH EMPIRE ... Value.						742	400	3,810	7	
Austria Value.										
France Value.								107		667
Mocha, etc. Value.							687			
Arabian Gulf Ports Value.						277		138		
Mossawah Value.							5,467	3,000	467	
Lohia Value.						1,800				
Hodeidah Value.										
Independent Somali Ports Value.						4,333	267			
Kamaran and Fursan Value.							90	1,112	287	
Ga'izan Value.								24,738	6,637	5,133
TOTAL, FOREIGN COUNTRIES ... Value.						6,410	6,511	20,150	7,361	5,800
TOTAL, BRITISH EMPIRE AND FOREIGN COUNTRIES ... Value.						7,152	6,920	33,960	7,368	6,800
Printing and Lithographing Materials excluding Paper— <i>Other Materials (b) (III-P.)—</i>										
Other British Possessions Value.						7	33			
TOTAL, BRITISH EMPIRE ... Value.						7	33			
Other Foreign Countries Value.										
TOTAL, FOREIGN COUNTRIES ... Value.										
TOTAL, BRITISH EMPIRE AND FOREIGN COUNTRIES ... Value.						7	33			
<i>Printing and Lithographing Press (III-P.)—</i>										
Other British Possessions Value.						7	2			
TOTAL, BRITISH EMPIRE ... Value.						7	2			
Printing and Lithographing Machine and Materials (excluding Paper)— <i>Printing Type (III-P.)—</i>										
United Kingdom Cwt.		6½		5			71		73	
Other British Possessions Cwt.	1	1		1	15		3			5
TOTAL, BRITISH EMPIRE ... Cwt.	1	7		5	15		74		73	5
TOTAL, BRITISH EMPIRE AND FOREIGN COUNTRIES ... Cwt.	1	7		5	15		74		73	5
<i>Other Materials (III-P.)—</i>										
Other British Possessions Value.								7	7	17
TOTAL, BRITISH EMPIRE ... Value.								7	7	17
TOTAL, BRITISH EMPIRE AND FOREIGN COUNTRIES ... Value.								7	7	17

TOTAL QUANTITIES and VALUE of ARTICLES IMPORTED—continued.

ARTICLES, AND COUNTRIES OF CONSIGNMENT.	QUANTITIES.					VALUE.				
	1914-1915.	1915-1916.	1916-1917.	1917-1918.	1918-1919.	1914-1915.	1915-1916.	1916-1917.	1917-1918.	1918-1919.
Prints, Engravings and Pictures—						£	£	£	£	£
<i>Photographs and Picture Post-cards (a)</i> <i>(III-P.)—</i>										
United Kingdom Value.	117
Other British Possessions Value.	63	90	3	53
TOTAL, BRITISH EMPIRE ... Value.	63	90	120	53
Other Foreign Countries Value.	9	44	10
TOTAL, FOREIGN COUNTRIES ... Value.	9	44	10
TOTAL, BRITISH EMPIRE AND FOREIGN COUNTRIES ... Value.	72	134	130	53
<i>Others (Prints, Engravings, etc.), (b)</i> <i>(III-P.)—</i>										
United Kingdom Value.	0
Other British Possessions Value.	2	23	10	3
TOTAL, BRITISH EMPIRE ... Value.	2	23	10	80	3
Other Foreign Countries Value.	6	8
TOTAL, FOREIGN COUNTRIES ... Value.	6	8
TOTAL, BRITISH EMPIRE AND FOREIGN COUNTRIES ... Value.	8	23	18	80	3
Provisions and Oilman's Stores—										
<i>Bacon and Hams (I-E.)—</i>										
United Kingdom Lbs.	23,315	39,722	20,843	4,816	2,330	1,113	1,733	1,156	246	2-3
Other British Possessions Lbs.	13	100	709	983	438	1	9	65	88	60
Bombay Lbs.	3,155	180
TOTAL, BRITISH EMPIRE ... Lbs.	26,483	39,822	21,552	5,799	2,768	1,303	1,742	1,221	334	343
Other Foreign Countries Lbs.	80	5
TOTAL, FOREIGN COUNTRIES ... Lbs.	80	5
TOTAL, BRITISH EMPIRE AND FOREIGN COUNTRIES ... Lbs.	26,483	39,822	21,632	5,799	2,768	1,303	1,742	1,226	334	343
<i>Biscuits and Cakes (I-E.)—</i>										
United Kingdom Lbs.	79,371	113,814	118,335	14,508	8,692	2,342	3,310	4,924	612	749
India—Bombay Lbs.	3,672	2,012	2,980	2,821	2,391	138	73	149	108	151
Zanzibar Lbs.	5,456	74
Ceylon Lbs.	1,080	86
Other British Possessions Lbs.	400	1,018	1,700	246	12	36	60	28
TOTAL, BRITISH EMPIRE ... Lbs.	83,433	122,300	124,095	17,585	11,083	2,492	3,502	5,219	848	893
Other Foreign Countries Lbs.	3,724	1,062	507	61	23	11
Germany Lbs.	7,908	128
Massowah Lbs.	3,880	67
TOTAL, FOREIGN COUNTRIES ... Lbs.	11,632	4,942	507	189	90	11
TOTAL, BRITISH EMPIRE AND FOREIGN COUNTRIES ... Lbs.	95,065	127,242	124,602	17,585	11,083	2,681	3,592	5,230	848	893
<i>Butter including Canned (I-E.)—</i>										
United Kingdom Lbs.	1,138	2,198	1,702	37,272	37,950	74	150	160	2,308	2,515
India—Bombay Lbs.	53,575	72,364	68,133	2,782	3,333	5,063
Other British Possessions Lbs.	61	237	5	17
TOTAL, BRITISH EMPIRE ... Lbs.	54,713	74,623	69,835	37,272	38,187	2,856	3,488	5,223	2,308	2,532
Austria Lbs.	4,480	200
Other Foreign Countries Lbs.	1,042	60	288	22	7	16
TOTAL, FOREIGN COUNTRIES ... Lbs.	4,480	1,042	60	288	200	22	7	16
TOTAL, BRITISH EMPIRE AND FOREIGN COUNTRIES ... Lbs.	59,193	75,665	70,895	37,560	38,187	3,056	3,510	5,230	2,324	2,532

TOTAL QUANTITIES and VALUE of ARTICLES IMPORTED—continued.

ARTICLES, AND COUNTRIES OF CONSIGNMENT.	QUANTITIES.					VALUE.				
	1914-1915.	1915-1916.	1916-1917.	1917-1918.	1918-1919.	1914-1915.	1915-1916.	1916-1917.	1917-1918.	1918-1919.
Provisions and Ollman's Stores—continued.						£	£	£	£	£
<i>Cheese (including canned) (I E)—</i>										
United Kingdom Lbs.	16,487	25,389	11,941	1,184	621	1,099	604	119
Other British Possessions	810	56	414	495	780	16	1	42	40	79
TOTAL, BRITISH EMPIRE ... Lbs.	16,806	25,445	12,355	1,649	780	636	1,100	736	159	79
Moscowah Lbs.	1,387	68
Egypt
Other Foreign Countries	2,453	547	404	126	116	21	18	7
TOTAL, FOREIGN COUNTRIES ... Lbs.	2,453	547	1,771	126	116	21	68	7
TOTAL, BRITISH EMPIRE AND FOREIGN COUNTRIES ... Lbs.	19,259	25,992	14,123	1,649	883	752	1,121	823	159	86
<i>Cocoa and Chocolate (I E)—</i>										
Bombay Lbs.	671	67
United Kingdom	6,941	15,727	29,198	2,033	984	419	913	1,474	192	129
Other British Possessions	296	83	336	214	448	18	7	8	25	53
TOTAL, BRITISH EMPIRE ... Lbs.	9,237	15,807	29,534	2,242	2,103	503	910	1,482	167	248
Other Foreign Countries Lbs.	33	126	3	14
TOTAL, FOREIGN COUNTRIES ... Lbs.	33	126	3	14
TOTAL, BRITISH EMPIRE AND FOREIGN COUNTRIES ... Lbs.	9,269	15,807	29,660	2,242	2,103	506	910	1,496	167	248
<i>Farinaceous and Patent Food (I E)—</i>										
Bombay Cwt.	81	157	182	363
United Kingdom	147	293	340	104	57	299	608	742	308	287
Other British Possessions	22	16	44	1	1	21	29	43	6	2
TOTAL, BRITISH EMPIRE ... Cwt.	169	315	388	186	215	320	635	790	494	622
Moscowah Cwt.	203	139
Other Foreign Countries	2	1	2	4
TOTAL, FOREIGN COUNTRIES ... Cwt.	2	203	1	2	139	4
TOTAL, BRITISH EMPIRE AND FOREIGN COUNTRIES ... Cwt.	171	518	387	186	215	322	768	794	494	622
<i>GM (I E)—</i>										
Somaliand Lbs.	461,027	463,767	523,542	342,946	129,593	14,632	14,230	16,166	13,839	6,404
Zanzibar, etc.	217,812	6,305
Straits Settlements
India—Bombay	166,644	482,316	128,638	57,946	80,161	6,240	18,064	5,932	3,384	5,382
—Gulf of Cutch	3,243	309
Other British Possessions,	539	2,695	28	20	79	1
Cutch, etc.	33,797	1,116
TOTAL, BRITISH EMPIRE ... Lbs.	910,719	943,778	631,258	400,892	202,817	29,023	32,373	22,100	17,223	12,165
Kamran, etc. Lbs.	5,554	236
Moscowah	1,890	63
Dombeli Coast	2,912	106
Madagascar	2,268	83
Independent Somali Ports	4,803	7,744	2,822	7,252	118	205	79	225
Italian East Africa	3,276	2,018	7,163	84	72	273
Gaizan	7,687	17,843	11,800	273	629	478
Makha	20,843	16,333	816	509
Arabian Gulf Ports	26,732	13,313	17,248	3,570	742	382	682	164
German East Africa	7,700	189
Djibouti and Obokh	134,881	113,604	94,102	19,798	131,620	4,444	3,622	2,759	694	7,147
Other Foreign Countries	2,527	1,265	2,856	758	112	79	41	87	23	5
TOTAL, FOREIGN COUNTRIES ... Lbs.	149,929	179,762	189,008	76,027	146,962	5,116	5,512	4,060	2,792	7,792
TOTAL, BRITISH EMPIRE AND FOREIGN COUNTRIES ... Lbs.	1,058,748	1,123,530	769,266	476,919	310,009	34,139	37,885	26,160	19,995	19,977

No. 7—continued.

TOTAL QUANTITIES and VALUE of ARTICLES IMPORTED—continued.

ARTICLES, AND COUNTRIES OF CONSIGNMENT.	QUANTITIES.					VALUE.				
	1914-1915.	1915-1916.	1916-1917.	1917-1918.	1918-1919.	1914-1915.	1915-1916.	1916-1917.	1917-1918.	1918-1919.
Provisions and Oilman's Stores—continued.										
<i>Jams and jellies (I.E.)—</i>										
United Kingdom Lbs.	48,735	72,918	36,918	1,049	1,495	1,112
Other British Possessions "	004	108	1,493	2,542	1,696	25	3	49	97	76
TOTAL, BRITISH EMPIRE ... Lbs.	49,340	73,021	38,406	2,542	1,696	1,074	1,498	1,161	97	76
Other Foreign Countries Lbs.	104	34	2,640	2	1	83
TOTAL, FOREIGN COUNTRIES ... Lbs.	104	34	2,640	2	1	83
TOTAL, BRITISH EMPIRE AND FOREIGN COUNTRIES Lbs.	49,444	73,055	41,046	2,542	1,696	1,076	1,499	1,244	97	76
<i>Lard (I.E.)—</i>										
United Kingdom Lbs.	3,232	2,702	109	167
Other British Possessions "	780	262	31	18
TOTAL, BRITISH EMPIRE ... Lbs.	780	3,232	2,702	262	31	109	167	18
TOTAL, FOREIGN COUNTRIES ... Lbs.
TOTAL, BRITISH EMPIRE AND FOREIGN COUNTRIES Lbs.	780	3,232	2,702	262	31	109	167	18
<i>Milk condensed and preserved, including Milk Cream (I.E.)—</i>										
Bombay Lbs.	3,600	9,464	303	443
Egypt "	37,314	1,177
United Kingdom "	80,968	111,119	355,783	22,788	2,064	1,783	2,054	11,624	651	145
Other British Possessions "	201	472	835	584	240	8	11	80	25	13
TOTAL, BRITISH EMPIRE ... Lbs.	81,259	111,691	394,011	26,952	12,669	1,801	2,065	12,831	1,079	633
France Lbs.	14,407	320
Italy "	19,200	427
United States "	9,560	31,123	71,608	113	523	1,410
Austria "	6,004	88
Other Foreign Countries "	1,623	2,661	336	112	26	49	14	7
TOTAL, FOREIGN COUNTRIES ... Lbs.	17,046	48,193	91,314	112	225	835	1,861	7
TOTAL, BRITISH EMPIRE AND FOREIGN COUNTRIES Lbs.	98,305	159,783	485,355	27,064	12,669	2,026	3,850	14,692	1,086	633
<i>Pickles, Chutnies, Sauces and Condiments, (I.E.)—</i>										
United Kingdom Cwt.	149	252	239	116	95	311	399	906	522	549
India—Bombay "	45	82	93	61	111	117	152	244	173	327
Other British Possessions "	8	10	7	172	1	30	33	23	4	12
TOTAL, BRITISH EMPIRE ... Cwt.	202	320	339	176	207	458	584	1,173	704	888
Italy Cwt.	110	291
Other Foreign Countries "	13	7	1	12	8	3	1
TOTAL, FOREIGN COUNTRIES ... Cwt.	13	7	111	12	8	294	1
TOTAL, BRITISH EMPIRE AND FOREIGN COUNTRIES Cwt.	215	327	450	176	207	470	592	1,467	704	889
<i>Vinegar (excluding bottled Vinegar), I.E.—</i>										
United Kingdom Cwt.	152	123	185	41	143	162	378	83
Other British Possessions "	154	2	5	5	3	50	1	2	5	15
TOTAL, BRITISH EMPIRE ... Cwt.	154	154	128	190	44	50	144	164	383	98
Arabian Gulf Ports Cwt.	373	680	519	298	346	183	229	223	157	206
Other Foreign Countries "	1	1
TOTAL, FOREIGN COUNTRIES ... Cwt.	374	680	519	298	346	184	229	223	157	206
TOTAL, BRITISH EMPIRE AND FOREIGN COUNTRIES Cwt.	528	714	647	488	390	234	373	387	540	304

TOTAL QUANTITIES and VALUE of ARTICLES IMPORTED—continued.

ARTICLES, AND COUNTRIES OF CONSIGNMENT.	QUANTITIES.					VALUE.				
	1914-1915.	1915-1916.	1916-1917.	1917-1918.	1918-1919.	1914-1915.	1915-1916.	1916-1917.	1917-1918.	1918-1919.
Provisions and Oilman's Stores—continued.										
<i>Other sorts of Provisions—canned and bottled—Provisions (not spiced elsewhere), (a) I. E.—</i>										
Ceylon Cwt.				11	168				84	703
Egypt			78		93			301		468
Somalland										
United Kingdom	3,835	3,549	2,798	1,167	535	7,378	7,833	10,173	4,904	3,017
Straits Settlements	3,105	2,303	3,038			3,467	2,530	3,410		
Bombay—India	163	447	743	805	1,240	309	507	1,724	2,495	5,233
Calcutta			35					71		
Other British Possessions	38	11	27	9	9	113	50	66	84	46
TOTAL, BRITISH EMPIRE ... Cwt.	6,146	5,200	5,706	1,982	2,044	11,287	11,030	18,674	7,027	9,567
Italian East Africa Cwt.				31					197	
United States of America	35			60		160			232	
Italy	405	340	411			673	478	1,622		
China	120	52				80	90			
Turkey in Asia										
France			31	6				298	171	
Egypt, etc.	79					110				
Other Foreign Countries	75	51	21	17	2	101	139	74	63	7
Mossawah			20					125		
Persia	68					80				
TOTAL, FOREIGN COUNTRIES ... Cwt.	782	442	483	114	2	1,413	703	2,179	663	7
TOTAL, BRITISH EMPIRE AND FOREIGN COUNTRIES ... Cwt.	6,928	5,712	6,189	2,096	2,046	12,700	11,733	17,853	8,310	9,564
<i>Other sorts (b) I. E.—</i>										
Egypt Cwt.			217					331		
Malabar Coast										
United Kingdom	483	2,946	654	89	53	1,450	9,325	2,693	400	1,067
Somalland	106	235		133		80	182		392	
Zanzibar	199					105				
India—Bombay	4,143	3,658	4,737	3,729	137	2,487	2,679	3,637	4,308	364
—Karachi										
Other British Possessions	117	76	103	13	10	148	85	80	62	33
TOTAL, BRITISH EMPIRE ... Cwt.	5,052	6,015	5,911	3,950	199	4,370	12,231	6,648	5,192	1,359
Austria Cwt.	930					830				
Mossawah	147		86			94		189		
Italy	92	57	182	49		197	188	376	144	
Egypt		18								
Arabian Gulf Ports	194	253	231	65	89	295	1,451	1,440	491	607
Dunkall Coast		230					117			
Mocha	214					114				
United States	406	357				265	637			
Other Foreign Countries	164	213	83	49	53	197	293	141	76	64
TOTAL, FOREIGN COUNTRIES ... Cwt.	2,157	1,123	522	133	147	1,992	2,740	2,155	711	731
TOTAL, BRITISH EMPIRE AND FOREIGN COUNTRIES ... Cwt.	7,209	6,838	6,433	4,142	246	6,262	15,071	8,901	5,873	2,000
TOTAL, PROVISIONS AND OILMAN'S STORES ... Value.						65,582	62,933	85,588	41,023	39,230

TOTAL QUANTITIES and VALUE of ARTICLES IMPORTED—continued.

ARTICLES, AND COUNTRIES OF CONSIGNMENT.	QUANTITIES.					VALUE.				
	1914-1915.	1915-1916.	1916-1917.	1917-1918.	1918-1919.	1914-1915	1915-1916.	1916-1917.	1917-1918.	1918-1919.
Railway plant and Rolling Stock —						£	£	£	£	£
<i>Materials for construction—Bridges work (a) (III N.)—</i>										
Other British Possessions ... Cwt.	4	2
TOTAL, BRITISH EMPIRE ... Cwt.	4	2
<i>Sleepers of wood (a) (III N.)—</i>										
Other British Possessions ... Cwt.	10	10	19	10
TOTAL, BRITISH EMPIRE ... Cwt.	10	10	19	10
TOTAL, RAILWAY PLANT AND ROLLING STOCK ... Value.	15
Rubber—										
<i>Raw (II J)—</i>										
Other British Possessions ... Cwt.	1	3
TOTAL, BRITISH EMPIRE ... Cwt.	1	3
Other Foreign Countries ... Cwt.	1	7
Morawah	299
TOTAL, FOREIGN COUNTRIES ... Cwt.	1	7	299
TOTAL, BRITISH EMPIRE AND FOREIGN COUNTRIES ... Cwt.	2	10	299
<i>Tyres for Motor and Motor Cycles (a) (III P)—</i>										
Other British Possessions ... No.	24	70
United Kingdom	460	804	702	2,246	1,404	2,578	2,944	3,065
India—Bombay	88	96	116	302	285	457	485	650
TOTAL, BRITISH EMPIRE	572	900	818	2,608	1,689	3,045	3,329	3,724
United States	14	64	193	86
D'Jibouti	364	979
France	36	392	12	142	1,112	946	922	60
Other Foreign Countries	40	3	33
TOTAL, FOREIGN COUNTRIES	60	392	416	226	1,308	932	922	1,092
TOTAL BRITISH EMPIRE AND FOREIGN COUNTRIES	632	1,292	1,234	2,834	2,977	3,977	4,251	4,816
<i>Tubes for Motor-Cars and Motor Cycles— (b) (III P)—</i>										
Bombay ... No.	168	225
United Kingdom	98	593	426	118	473	630
Other British Possessions	96	1	81	1
TOTAL, BRITISH EMPIRE ... No.	194	594	594	199	474	755
France ... No.	180	172
D'Jibouti	580	443
Other Foreign Countries	24	24
TOTAL, FOREIGN COUNTRIES ... No.	24	180	580	24	172	433
TOTAL, BRITISH EMPIRE AND FOREIGN COUNTRIES ... No.	218	774	1,154	223	646	1,188

TOTAL QUANTITIES and VALUE of ARTICLES IMPORTED—continued.

ARTICLES, AND COUNTRIES OF CONSIGNMENT.	QUANTITIES.					VALUE.				
	1914-1915.	1915-1916.	1916-1917.	1917-1918.	1918-1919.	1914-1915.	1915-1916.	1916-1917.	1917-1918.	1918-1919.
Rubber—continued.						£	£	£	£	£
<i>Other Manufactures (c) (III F)—</i>										
United Kingdom Value.	66	259	94	168	117
Other British Possessions Value.	3	...	34	13	89
TOTAL, BRITISH EMPIRE ... Value.	99	269	128	180	166
Other Foreign Countries... .. Value.	106	74	8	5	10
D'Jibouti Value.	687
TOTAL, FOREIGN COUNTRIES ... Value.	106	74	675	5	10
TOTAL, BRITISH EMPIRE AND FOREIGN COUNTRIES ... Value.	205	333	803	185	166
<i>Salt (II)—</i>										
Somaland Tons.	30	100
United Kingdom... .. Tons.	8	7	6	106	125	120
Other British Possessions Tons.	3	3	2	1	4	31	64	16	11	45
TOTAL, BRITISH EMPIRE ... Tons.	3	3	10	6	40	31	64	123	136	266
Other Foreign Countries Tons.
TOTAL, FOREIGN COUNTRIES ... Tons.
TOTAL, BRITISH EMPIRE AND FOREIGN COUNTRIES ... Tons.	3	3	10	6	40	31	64	123	136	266
Seeds—										
<i>Oil-seeds—</i>										
<i>Essential (a) (II F)—</i>										
Egypt Cwt.	46	173
India—Bombay Cwt.	586	2,680	4,110	2,693	1,820	447	2,877	6,763	5,579	3,421
" Calcutta Cwt.	123	310
Other British Possessions Cwt.	7	40	43	19	23	3	37	53	48	63
United Kingdom... .. Cwt.	38	50	...	67	260	...
TOTAL, BRITISH EMPIRE ... Cwt.	754	2,720	4,198	2,762	1,842	727	2,914	6,994	5,887	3,483
Egypt Cwt.	...	23	89
Arabian Gulf Ports Cwt.	69	294	124	440
France Cwt.	329	235	50	449	933	205
Hodaidah Cwt.	141	167
Austria Cwt.	23	90
Other Foreign Countries Cwt.	11	3	15	6	3	33	4	53	6	4
TOTAL, FOREIGN COUNTRIES ... Cwt.	504	311	65	75	267	739	1,026	258	130	444
TOTAL, BRITISH EMPIRE AND FOREIGN COUNTRIES ... Cwt.	1,258	3,031	4,263	2,837	2,109	1,466	3,940	7,252	6,017	3,927
<i>Non-essential—</i>										
<i>Castor (II F)—</i>										
Zanzibar Cwt.	161	487
TOTAL, BRITISH EMPIRE ... Cwt.	161	487
TOTAL, BRITISH EMPIRE AND FOREIGN COUNTRIES ... Cwt.	161	487
<i>Copra or Coconut Kernel (bis) (II F)—</i>										
Zanzibar Cwt.	7,289	16,131
India—Bombay Cwt.	62	71	69	111	63	110	129	146	274	137
Other British Possessions Cwt.	5	...	76	9	...	42
TOTAL, BRITISH EMPIRE ... Cwt.	67	71	145	111	7,352	129	129	188	274	16,268
Other Foreign Countries Cwt.	2	63	1	53
TOTAL, FOREIGN COUNTRIES ... Cwt.	2	63	1	53
TOTAL, BRITISH EMPIRE AND FOREIGN COUNTRIES ... Cwt.	69	133	146	111	7,352	130	182	189	274	16,268
<i>Non-essential Cotton (bis) (II F)—</i>										
Zanzibar and Pemba Cwt.	404	947	353	...	912	130	204	182	...	687
India—Bombay Cwt.	5,985	7,554	6,221	3,188	3,609	2,127	2,546	2,647	2,002	2,323
" Calcutta Cwt.
" Karachi Cwt.	350	107
Other British Possessions... .. Cwt.	64	...	50	23	...	30
TOTAL, BRITISH EMPIRE ... Cwt.	6,453	8,501	7,034	3,136	4,421	2,340	2,840	2,906	2,002	2,995

TOTAL QUANTITIES and VALUE of ARTICLES IMPORTED—continued.

ARTICLES AND COUNTRIES OF CONSIGNMENT.	QUANTITIES.					VALUE.				
	1914-1915.	1915-1916.	1916-1917.	1917-1918.	1918-1919.	1914-1915.	1915-1916.	1916-1917.	1917-1918.	1918-1919.
Seeds—continued.						£	£	£	£	£
<i>Oil-seeds—continued.</i>										
<i>Non-essential Cotton (biii) (II F)—continued.</i>										
Italian East Africa Cwt.	3,844	2,698	1,596	2,039	2,220	1,304	1,022	651	1,076	1,908
Other Foreign Countries "	74	105	48	23	36	14
TOTAL, FOREIGN COUNTRIES	3,918	2,803	1,644	2,039	2,220	1,327	1,058	665	1,076	1,908
TOTAL, BRITISH EMPIRE AND FOREIGN COUNTRIES... .. Cwt.	10,371	11,304	8,673	5,175	6,041	3,673	3,898	3,471	3,077	4,933
<i>Groundnuts (bii) (II F)—</i>										
Zanzibar and Pemba Cwt.	888	2,002	225	3,207
India—Karachi "	90	80
India—Bombay "	2,019	2,859	1,835	1,230	1,302	1,934	1,495	1,388	1,176	1,768
Other British Possessions "	12	42	5	23
TOTAL, BRITISH EMPIRE ... Cwt.	2,907	2,871	1,927	1,230	3,304	2,159	1,500	1,491	1,176	4,975
A Gulf Ports Cwt.	200	220
Other Foreign Countries "	8	12	77	4	7	51
TOTAL, FOREIGN COUNTRIES ... Cwt.	8	12	77	200	4	7	51	220
TOTAL, BRITISH EMPIRE AND FOREIGN COUNTRIES Cwt.	2,959	2,883	1,927	1,307	3,504	2,163	1,507	1,491	1,227	5,195
<i>Linseed (bii) (II F)—</i>										
Bombay Cwt.	3,650	2,037	3,984	231	125	3,322
Other British Possessions... .. "	9	8	8	4
TOTAL, BRITISH EMPIRE ... Cwt.	9	8	3,650	2,037	3,984	8	4	231	125	3,322
<i>Mustard (bii) (II F)—</i>										
Other British Possessions... .. Cwt.	10	12	15	9	19	9	12	22	10	32
TOTAL, BRITISH EMPIRE ... Cwt.	10	12	15	9	19	9	12	22	10	32
Other Foreign Countries Cwt.	5	2	4	2
TOTAL, FOREIGN COUNTRIES ... Cwt.	5	2	4	2
TOTAL, BRITISH EMPIRE AND FOREIGN COUNTRIES Cwt.	10	12	20	11	19	9	12	26	12	32
<i>Poppy (biii) (II F)—</i>										
Other British Possessions... .. Cwt.	23	33	36	14	23	28	37	45	22	39
TOTAL, BRITISH EMPIRE ... Cwt.	23	33	36	14	23	28	37	45	22	39
<i>Rape (biii) (II F)—</i>										
Other British Possessions Cwt.	2	3	1	1
TOTAL, BRITISH EMPIRE ... Cwt.	2	3	1	1
<i>Sesamum til or jinjilli (bii) (II F)—</i>										
Zanzibar and Pemba Cwt.	12,460	{ 8,215 152 }	19,639	80	9,916	10,014	{ 6,441 107 }	8,047	97	12,007
Straits Settlements... .. "	100	18,558	87	13,580
India—Bombay "	30,059	12,000	738	20,582	5,840	25,769	9,041	645	30,165	7,115
" Karachi "	1,405	354	1,200	277
" Cutch "	294	210
Other British Possessions... .. "	39	2	35	2
TOTAL, BRITISH EMPIRE ... Cwt.	44,063	21,074	27,025	20,962	15,753	38,014	16,979	23,472	30,232	19,184
D'jibouti... .. Cwt.	150	200

TOTAL QUANTITIES and VALUE of ARTICLES IMPORTED—continued.

ARTICLES, AND COUNTRIES OF CONSIGNMENT.	QUANTITIES.					VALUE.				
	1914-1915.	1915-1916.	1916-1917.	1917-1918.	1918-1919.	£	£	£	£	£
<i>Seeds—continued.</i>										
<i>Oil-seeds—continued.</i>										
<i>Non-essential (b)—continued.</i>										
<i>Sesamum (fil or jinjilli) (bis) (II F)—continued.</i>										
German East Africa ... Cwt.	300					267				
Arabian Gulf Ports ...				879					669	
Mossawah ...		119					98			
Gaizan ...				1,327					1,327	
Northern Africa ...	202					157				
Other Foreign Countries ...	84	50	25	4		78	83	23	4	
TOTAL, FOREIGN COUNTRIES ... Cwt.	586	169	25	2,210	150	502	129	23	1,970	200
TOTAL, BRITISH EMPIRE AND FOREIGN COUNTRIES ... Cwt.	44,649	22,143	27,950	32,172	15,908	33,516	17,108	23,495	32,202	19,384
<i>Others (bis) (II F)—</i>										
India—Bombay ... Cwt.	836					792				
Other British Possessions ...	39	35	12	23	6	33	34	17	40	16
TOTAL, BRITISH EMPIRE ... Cwt.	875	35	12	23	6	8,226	34	17	40	16
Austria ... Cwt.										
France ...	70	50				184	180			
Persia ...				65					433	
Other Foreign Countries ...	8	49				13	1			
TOTAL, FOREIGN COUNTRIES ... Cwt.	78	50,49		65		197	181		433	
TOTAL, BRITISH EMPIRE AND FOREIGN COUNTRIES ... Cwt.	953	86,44	12	88	6	1,023	215	17	473	16
<i>Other than Oil-seeds (II F)—</i>										
Bombay—India ... Cwt.					255					450
Other British Possessions ...	34		1	43	1	20		3	16	5
TOTAL, BRITISH EMPIRE ... Cwt.	34		1	43	256	20		3	16	455
Persia ... Cwt.				90					497	
Gaizan ...			461					319		
Other Foreign Countries ...	15	40	233	85	50	11	18	132	64	45
D'jibouti ...				674	157				375	197
TOTAL, FOREIGN COUNTRIES ... Cwt.	15	40	694	919	207	11	18	451	906	242
TOTAL, BRITISH EMPIRE AND FOREIGN COUNTRIES ... Cwt.	49	40	695	891	463	31	18	454	922	697
TOTAL OF SEEDS ... Cwt.	60,352	80,176,40	47,411	44,693	40,230	47,045	26,922	30,860	44,351	54,360
<i>Shells and Cowries—</i>										
<i>Cowries (a) (II J)—</i>										
Somaland ... Cwt.				87					95	
Zanzibar, &c. ...			97		124			115		98
Other British Possessions ...	18	2				39	7			
TOTAL, BRITISH EMPIRE ... Cwt.	18	2	97	87	124	39	7	115	95	98
Mossawah ... Cwt.	64	110	37	24	13	474	854	270	100	67
Italian East Africa ...	98	65	210			101	97	310		
Madagascar ...					440					
Other Foreign Countries ...	11	10	8	18	5	43	47	11	19	12
Arabian Gulf Ports ...				115					99	
Egypt ...	10					67				
TOTAL, FOREIGN COUNTRIES ... Cwt.	183	194	265	152	468	685	998	591	219	212
TOTAL, BRITISH EMPIRE AND FOREIGN COUNTRIES ... Cwt.	201	194	362	209	532	715	1,005	708	313	310

TOTAL QUANTITIES and VALUE of ARTICLES IMPORTED—continued.

ARTICLES, AND COUNTRIES OF CONSIGNMENT.	QUANTITIES.					VALUE.				
	1914-1915.	1915-1916.	1916-1917.	1917-1918.	1918-1919.	1914-1915.	1915-1916.	1916-1917.	1917-1918.	1918-1919.
Shells and Cowries—continued.										
<i>Shells (Chanks, Bankhi, large ornamental shells, Cowras, mother of Pearl Shells and Oyster Shells) (bi) (II J)—</i>										
Suakin Cwt.	...	188	964
Somaliland "	793	850	427	154	136	1,705	1,942	898	230	270
Other British Possessions... .. "	...	2	...	20	4	...	37	...
TOTAL, BRITISH EMPIRE ... Cwt.	793	1,020	427	174	136	1,705	1,610	898	267	270
Mokha Cwt.	82	273
Arabian Gulf Ports "	2,046	604	1,635	33	188	6,200	931	5,069	88	255
Mossawah "	...	203	431
Lohia "	35	129
Italian East Africa... .. "
Perim "
Portuguese East Africa "
Dunkali Coast "	210	42	605	127
Independent Somali Ports "	2,556	1,935	1,373	1,286	...	7,870	8,612	3,193	1,719	...
Islands of Farsan, &c. "	183	119	129	69	...	576	415	239	87	...
D'Jibouti "
Other Foreign Countries "	2	26	9	10	20	5	57	31	27	48
TOTAL, FOREIGN COUNTRIES ... Cwt.	5,119	2,929	3,146	1,378	208	14,747	5,573	9,531	1,921	303
TOTAL, BRITISH EMPIRE AND FOREIGN COUNTRIES ... Cwt.	6,912	3,949	3,572	1,552	344	18,452	7,183	9,429	2,188	573
<i>Tortoise shells (including Nakha or Nakh) (bi) (II J)—</i>										
Somaliland Lbs.	...	1,214	1,387	641	127	101	125	...
Zanzibar and Pemba "
Suakin, &c. "	...	624	87
Other British Possessions "	1,789	176	65	28
TOTAL, BRITISH EMPIRE ... Lbs.	1,789	1,838	1,387	641	176	65	214	101	125	26
D'Jibouti Lbs.
Mossawah "	10,444	17,836	8,904	4,950	3,270	1,083	1,085	416	857	433
Dunkali Coast "	3,760	1,150	1,253	728	1,332	397	183	287	233	417
Gaizan "	...	504	...	504	67	...	77	...
Islands of Farsan, &c. "	308	99
Lohia "	309	118
Mokha "	406	2,611	87	125
Other Foreign Countries "	644	140	928	168	56	44	15	43	22	9
TOTAL, FOREIGN COUNTRIES ... Lbs.	15,081	22,241	11,085	6,350	4,558	1,817	1,480	746	1,189	853
TOTAL, BRITISH EMPIRE AND FOREIGN COUNTRIES ... Lbs.	17,770	24,079	13,472	6,991	4,734	1,882	1,694	847	1,314	879
TOTAL SHELLS ... Cwt.	6,271.74	4,356.84	4,035.39	1,823.77	688.42	19,049	9,892	10,982	3,815	1,782
<i>Ships, parts of (including Launches and Boats) (III. F)—</i>										
Bombay Value.	1,012
United Kingdom "	237	239	84
India—Malabar Coast "	220	...	163	107	...
" Cutch "
Other British Possessions "	77	25	56	37	1
TOTAL BRITISH EMPIRE ... Value.	534	264	303	134	1,043
Arabian Gulf Ports Value.	1,059	102	...
D'Jibouti "	167
Other Foreign Countries "	88	136	54	4	53
United States "	67	140
TOTAL, FOREIGN COUNTRIES ... Value.	1,096	203	194	106	220
TOTAL, BRITISH EMPIRE AND FOREIGN COUNTRIES ... Value.	1,630	467	497	240	1,263

TOTAL QUANTITIES and VALUE of ARTICLES IMPORTED—continued.

ARTICLES AND COUNTRIES OF CONSIGNMENT.	QUANTITIES.					VALUE.				
	1914-1915.	1915-1916.	1916-1917.	1917-1918.	1918-1919.	£	£	£	£	£
Smokers' requisites (excluding Tobacco) (III. P.)—										
Egypt Value.				19						2,287
United Kingdom Value.									79	242
Bombay Value.						241				110
Zanzibar Value.										1,120
Gulf of Cutch Value.										
Other British Possessions Value.						78	26	73	49	52
Malabar Coast Value.						207	19	207	133	
TOTAL, BRITISH EMPIRE ... Value.						526	225	370	261	3,811
Japan Value.							76			
Other Foreign Countries Value.						28	4	53	23	5
Arabian Gulf Ports Value.						175				91
TOTAL, FOREIGN COUNTRIES ... Value.						203	80	53	23	96
TOTAL, BRITISH EMPIRE AND FOREIGN COUNTRIES ... Value.						729	305	323	284	3,907
SOAP—										
<i>Household and laundry soap in bars or tablets (a) (III. P.)—</i>										
India—Bombay Cwt.			3,547	67	1,124			5,917	293	2,978
United Kingdom Cwt.	407	894	4,429	3,759	7,727	491	1,163	6,200	7,124	26,410
Egypt Cwt.			710					1,385		
Other British Possessions Cwt.	12	39		5	25	16	68	1	10	73
TOTAL, BRITISH EMPIRE ... Cwt.	419	933	8,686	3,861	8,876	507	1,231	7,303	7,437	29,461
Italy Cwt.	575		100			773		133		
Djibouti Cwt.		120		57			186		133	
United States Cwt.	227	1,478	3,290			258	2,423	6,467		
Austria Cwt.	25					73				
France Cwt.	5,199	5,340	3,871			8,017	9,634	6,237		
Greece Cwt.				237					640	
Other Foreign Countries Cwt.	41	9	5		4	54	7	20		18
TOTAL, FOREIGN COUNTRIES ... Cwt.	6,067	6,941	7,366	294	4	8,175	12,450	14,907	773	18
TOTAL, BRITISH EMPIRE AND FOREIGN COUNTRIES ... Cwt.	6,486	7,783	15,952	4,145	8,880	8,682	13,670	22,210	8,210	30,479
<i>Toilet Soap (b) (III. P.)—</i>										
United Kingdom Cwt.	103	71	141	175	243	366	222	603	947	3,022
India—Bombay Cwt.		27	60	16	10		161	361	104	74
Other British Possessions Cwt.	4	1	1			11	6	12		
TOTAL, BRITISH EMPIRE ... Cwt.	107	99	202	191	253	377	389	976	1,051	3,096
Other Foreign Countries Cwt.	33	2	1		1	85	18	3		1
TOTAL, FOREIGN COUNTRIES ... Cwt.	33	2	1		1	85	18	3		1
TOTAL, BRITISH EMPIRE AND FOREIGN COUNTRIES ... Cwt.	139	101	203	191	254	462	407	979	1,051	3,097
<i>Other Soaps (c) (III. P.)—</i>										
United Kingdom Cwt.	76		59	24	24	100		125	70	87
India—Bombay Cwt.			4		25			4		107
Other British Possessions Cwt.	47	41		2		58	59		6	
TOTAL, BRITISH EMPIRE ... Cwt.	123	41	63	26	49	158	68	129	76	194
Other Foreign Countries Cwt.	1					1				
TOTAL, FOREIGN COUNTRIES ... Cwt.	1					1				
TOTAL, BRITISH EMPIRE AND FOREIGN COUNTRIES ... Cwt.	124	41	63	26	49	159	68	129	76	194
TOTAL, SOAP ... Cwt.	6,749	7,928	16,209	4,862	9,124	10,305	14,196	21,518	9,337	31,770

TOTAL QUANTITIES and VALUE of ARTICLES IMPORTED—continued.

ARTICLES, AND COUNTRIES OF CONSIGNMENT.	QUANTITIES.					VALUE.				
	1914-1915.	1915-1916.	1916-1917.	1917-1918.	1918-1919.	1914-1915.	1915-1916.	1916-1917.	1917-1918.	1918-1919.
Specimens illustrative of Natural Science (IV.)—						£	£	£	£	£
Somaland Value.	128	104	141
Other British Possessions Value.	28	64	132
TOTAL, BRITISH EMPIRE ... Value.	156	104	141	64	132
Hodeidah Value.
Italian East Africa Value.	788	159	716	404	637
Djibouti Value.	752	404	3,101	810	1,779
Independent Somali Ports Value.	164	159	92
Messawah Value.	454	173	428	168
Other Foreign Countries Value.	7	4	20	69
TOTAL, FOREIGN COUNTRIES ... Value.	2,163	989	4,335	1,403	2,476
TOTAL, BRITISH EMPIRE AND FOREIGN COUNTRIES ... Value.	2,319	1,093	4,476	1,467	2,607
Spices—										
Belewat (I. F.)—										
Calcutta Lbs.	17,080	11,088	231	147
India—Bombay Lbs.	30,330	27,020	44,226	33,878	41,414	515	490	787	746	1,040
Other British Possessions Lbs.	5,712	5,089	2,800	76	66	44
TOTAL, BRITISH EMPIRE ... Lbs.	53,122	43,176	47,026	38,878	41,414	822	703	831	746	1,040
Other Foreign Countries Lbs.	122	430	672	854	2	10	16	24
TOTAL, FOREIGN COUNTRIES ... Lbs.	122	430	672	854	2	10	16	24
TOTAL, BRITISH EMPIRE AND FOREIGN COUNTRIES ... Lbs.	53,244	43,176	47,456	39,550	42,268	824	703	841	762	1,064
Cardamoms (L. F.)—										
India—Bombay Lbs.	27,617	67,363	24,934	202,284	77,280	3,022	5,682	2,038	14,720	4,445
Other British Possessions Lbs.	308	58	24	4
TOTAL, BRITISH EMPIRE ... Lbs.	27,617	67,671	25,000	202,284	77,280	3,022	5,706	2,042	14,720	4,445
Djibouti Lbs.	3,304	89
Other Foreign Countries Lbs.	112	1,708	336	13	77	24
TOTAL, FOREIGN COUNTRIES ... Lbs.	3,416	1,708	336	102	77	24
TOTAL, BRITISH EMPIRE AND FOREIGN COUNTRIES ... Lbs.	31,033	69,379	25,000	202,284	77,616	3,124	5,783	2,046	14,720	4,469
Cassia (I. F.)—										
India—Bombay Lbs.	14,784	73,730	124,208	271,063	161,468	149	953	2,193	9,446	4,553
—Calcutta Lbs.	5,824	80
Straits Settlements Lbs.	5,600	80
Other British Possessions Lbs.	8,930	3,473	40	32
TOTAL, BRITISH EMPIRE ... Lbs.	20,384	77,700	133,504	271,063	161,468	229	993	2,305	9,446	4,553
China Lbs.	90,076	189,944	107,632	33,768	1,074	1,814	1,937	588
Other Foreign Countries Lbs.	119	2
TOTAL, FOREIGN COUNTRIES ... Lbs.	90,076	189,944	107,632	33,887	1,074	1,814	1,937	590
TOTAL, BRITISH EMPIRE AND FOREIGN COUNTRIES ... Lbs.	110,460	217,644	241,136	304,950	191,468	1,303	2,807	4,242	10,036	4,553

TOTAL QUANTITIES and VALUE of ARTICLES IMPORTED—continued.

ARTICLES AND COUNTRIES OF CONSIGNMENT.	QUANTITIES.					VALUE.				
	1914-1915.	1915-1916.	1916-1917.	1917-1918.	1918-1919.	1914-1915.	1915-1916.	1916-1917.	1917-1918.	1918-1919.
Spices—continued—										
<i>Chilies (I. F.)—</i>										
Zanzibar, &c. ... Lbs.	29,568	26,992	193,012	537	320	5,447
India—Bombay ... Lbs.	173,040	176,120	119,280	111,168	73,802	1,996	2,128	1,321	1,768	1,095
—Madras ... Lbs.
Other British Possessions ... Lbs.	5,040	168	168	60	2	2
TOTAL, BRITISH EMPIRE ... Lbs.	173,040	181,160	140,016	138,348	266,804	1,996	2,188	1,800	2,098	7,443
Arabian Gulf Ports ... Lbs.	16,848	207
Other Foreign Countries ... Lbs.	6,656	84	4,648	66	1	49
TOTAL, FOREIGN COUNTRIES ... Lbs.	6,656	84	4,648	16,848	66	1	49	207
TOTAL, BRITISH EMPIRE AND FOREIGN COUNTRIES ... Lbs.	179,696	181,344	140,016	143,996	283,752	2,062	2,189	1,800	2,147	7,640
<i>Cinnamon (I. F.)—</i>										
India—Bombay ... Lbs.	6,664	36,750	72,828	72,233	96	652	2,421	2,419
United Kingdom ... Lbs.	8,400	166
India—Calcutta ... Lbs.
Other British Possessions ... Lbs.	2,408	25
TOTAL, BRITISH EMPIRE ... Lbs.	2,408	6,664	36,750	72,828	80,633	25	96	652	2,421	2,585
Arabian Gulf Ports ... Lbs.	2,240	67
China ... Lbs.	13,440	45,472	6,440	147	866	117
Other Foreign Countries ... Lbs.	2,688	306	32	33
TOTAL, FOREIGN COUNTRIES ... Lbs.	2,688	13,440	45,472	6,440	3,136	32	147	866	117	100
TOTAL, BRITISH EMPIRE AND FOREIGN COUNTRIES ... Lbs.	5,096	20,104	82,222	79,268	83,769	57	243	1,518	2,538	2,685
<i>Cloves (I. F.)—</i>										
United Kingdom ... Lbs.	8,400	7,000	7,000	118	133	130
Malabar Coast ... Lbs.
Zanzibar, &c. ... Lbs.	100,016	332,886	276,920	397,851	402,970	2,707	4,866	6,951	13,432	16,253
India—Bombay ... Lbs.	9,184	3,360	45,220	62,272	11,312	174	60	1,081	1,473	218
—Madras ... Lbs.	81,104
Other British Possessions ... Lbs.	224	168	784	6	3	30
TOTAL, BRITISH EMPIRE ... Lbs.	109,424	377,180	330,708	467,908	421,282	2,887	5,912	8,153	14,068	16,600
Djibouti ... Lbs.	13,664	330
Other Foreign Countries ... Lbs.	224	168	168	6	4	3
German East Africa ... Lbs.	5,376	129
France ... Lbs.	16,240	28,560	22,400	175	227	315
TOTAL, FOREIGN COUNTRIES ... Lbs.	21,840	28,728	22,668	13,664	300	231	318	330
TOTAL, BRITISH EMPIRE AND FOREIGN COUNTRIES ... Lbs.	131,264	405,908	353,276	467,908	434,946	3,186	6,143	8,471	14,068	16,930
<i>Ginger (I. F.)—</i>										
India—Bombay ... Lbs.	1,623,496	1,416,156	2,476,908	2,063,714	1,974,112	16,491	16,613	40,655	47,727	42,352
—Calcutta ... Lbs.	15,344	140
—Gulf of Cutch ... Lbs.
—Malabar Coast ... Lbs.	114,464	162,120	28,560	162,120	1,305	2,173	527	18,263
Other British Possessions ... Lbs.	2,520	42	672	27	1	13
TOTAL, BRITISH EMPIRE ... Lbs.	1,768,824	1,678,276	2,605,510	2,063,714	2,136,904	16,883	18,786	41,383	47,727	46,628
Kamran, &c. ... Lbs.	8,400	200
Tonkin ... Lbs.	3,360	80
Moesawah ... Lbs.	14,560	12,712	267	202
Confidah and Salif ... Lbs.
Other Foreign Countries ... Lbs.	1,232	112	448	3,940	13	1	10	39
TOTAL, FOREIGN COUNTRIES ... Lbs.	1,232	14,672	13,160	16,400	13	268	212	318
TOTAL, BRITISH EMPIRE AND FOREIGN COUNTRIES ... Lbs.	1,767,056	1,692,948	2,518,670	2,063,714	2,153,304	16,876	19,054	41,595	47,727	46,946

TOTAL QUANTITIES and VALUE of ARTICLES IMPORTED—continued.

ARTICLES, AND COUNTRIES OF CONSIGNMENT.	QUANTITIES.					VALUE.				
	1914-1915.	1915-1916.	1916-1917.	1917-1918.	1918-1919.	1914-1915.	1915-1916.	1916-1917.	1917-1918.	1918-1919.
Spices—continued.										
<i>Nutmegs (L. P.)—</i>										
Straits Settlements... Lbs.	23,598	344
India—Bombay	5,124	10,416	4,648	123	318	163
Other British Possessions	1,568	728	840	21	18	12
TOTAL, BRITISH EMPIRE ... Lbs.	24,186	728	5,964	10,416	4,648	365	18	124	318	163
Other Foreign Countries... ..	1,204	25
TOTAL, FOREIGN COUNTRIES ... Lbs.	1,204	25
TOTAL, BRITISH EMPIRE AND FOREIGN COUNTRIES	25,340	728	5,964	10,416	4,648	390	18	134	318	163
<i>Pepper (I. P.)—</i>										
Straits Settlements	67,024	85,344	21,060	1,677	2,288	693
India—Bombay	279,743	449,784	248,500	1,320,628	945,140	5,608	11,131	8,144	54,344	83,167
.. —Malabar Coast	12,320	3,360	23,716	273	78	793
Madras other ports...	7,168	142
Calcutta
Other British Possessions... ..	1,680	2,072	1,008	36	68	40
TOTAL, BRITISH EMPIRE ... Lbs.	380,772	537,488	279,720	1,320,628	969,854	7,654	13,487	9,036	54,344	84,000
Tonkin	5,712	133
China...
Mossawah	22,904	395
Arabian Gulf Ports	10,920	332
Other Foreign Countries... ..	199	1,036	840	4	20	30
TOTAL, FOREIGN COUNTRIES ... Lbs.	199	23,940	17,472	4	364	495
TOTAL, BRITISH EMPIRE AND FOREIGN COUNTRIES	380,968	561,428	279,720	1,320,628	987,326	7,658	13,851	9,036	54,344	84,495
<i>Other sorts (I. P.)—</i>										
India—Bombay	9,072	144
Other British Possessions... ..	1,200	893	449	896	28	11	10	30
TOTAL, BRITISH EMPIRE ... Lbs.	1,200	302	449	896	9,072	28	11	10	30	144
Other Foreign Countries... ..	840	784	168	476	24	7	4	8
TOTAL, FOREIGN COUNTRIES ... Lbs.	840	784	168	476	24	7	4	8
TOTAL, BRITISH EMPIRE AND FOREIGN COUNTRIES	2,100	1,176	617	1,372	9,072	52	18	14	38	144
TOTAL, SPICES ... Lbs.	2,070,307	3,008,684	3,703,087	4,663,082	4,208,189	35,542	51,002	69,718	148,697	118,093
Starch and Farina (III P)—										
United Kingdom	104	356
Bombay	223	1,156	784	252	2,982	1,420
Other British Possessions	59	41	1	2	59	65	2	4
TOTAL, BRITISH EMPIRE ... Cwt.	59	41	388	1,158	784	59	65	610	2,986	1,420
Mossawah	680	1,467
Gaiwan	45	180
United States	980	2,086	608	1,638
Austria	2,616	1,880
Belgium...
Germany	485	300
Holland
Other Foreign Countries... ..	17	9	35	21	13	40
TOTAL, FOREIGN COUNTRIES ... Cwt.	4,208	2,095	35	45	680	2,935	1,649	40	180	1,467
TOTAL, BRITISH EMPIRE AND FOREIGN COUNTRIES	4,357	2,136	423	1,203	1,444	2,994	1,714	650	3,176	2,937

No. 7—continued.

TOTAL QUANTITIES and VALUE of ARTICLES IMPORTED—continued.

ARTICLES AND COUNTRIES OF CONSIGNMENT.	QUANTITIES.					VALUE.				
	1914-1915.	1915-1916.	1916-1917.	1917-1918.	1918-1919.	1914-1915.	1915-1916.	1916-1917.	1917-1918.	1918-1919.
Stationery (excluding paper) (III. M)—										
United Kingdom Value.	£ 1,741	£ 1,376	£ 2,005	£ 2,368	£ 5,334
India—Bombay Value.	314	185	1,045	593	1,968
Other British Possessions Value.	35	11	35	61
TOTAL, BRITISH EMPIRE ... Value.	2,090	1,461	3,151	2,996	7,363
Italy Value.	839
Other Foreign Countries Value.	218	23	181	14	69
TOTAL, FOREIGN COUNTRIES ... Value.	218	23	181	14	407
TOTAL, BRITISH EMPIRE AND FOREIGN COUNTRIES ... Value.	2,308	1,484	3,332	3,000	7,710
Sticks and Whips (III. P)—										
Bombay Value.	89	245	148	184
Other British Possessions Value.	50	21	6	12	15
TOTAL, BRITISH EMPIRE ... Value.	50	110	251	160	149
Other Foreign Countries Value.	52	15	14	3
TOTAL, FOREIGN COUNTRIES ... Value.	52	15	14	3
TOTAL, BRITISH EMPIRE AND FOREIGN COUNTRIES ... Value.	102	125	265	160	162
Stone and Marble—										
<i>Stone and Marble (a) (III. P)—</i>										
Somaliland Cwt.	439	86
United Kingdom Cwt.	154	287
Other British Possessions Cwt.	34	21	2	87	20	3
TOTAL, BRITISH EMPIRE ... Cwt.	34	21	588	87	20	876
Italy Cwt.
Other Foreign Countries Cwt.	20	30	43	20	13	9
TOTAL, FOREIGN COUNTRIES ... Cwt.	20	30	43	20	13	9
TOTAL, BRITISH EMPIRE AND FOREIGN COUNTRIES ... Cwt.	54	31	21	629	107	13	20	885
<i>Articles of Stone and Marble (b) (III. P)—</i>										
Other British Possessions Cwt.	6	33	53	40	30	4	33	111	72	33
United Kingdom Cwt.	201	140	145	108	167	117
TOTAL, BRITISH EMPIRE ... Cwt.	207	176	198	40	30	110	190	228	72	83
Mokha Cwt.	270	59
Other Foreign Countries Cwt.	13	29	19	6	20	44	21	8
TOTAL, FOREIGN COUNTRIES ... Cwt.	283	29	19	6	119	44	21	8
TOTAL, BRITISH EMPIRE AND FOREIGN COUNTRIES ... Cwt.	480	205	217	46	30	229	234	249	80	83
Sugar—										
<i>Sugar Refined or Crystallized (including Sugar-Candy) (I. G.)—</i>										
Egypt Cwt.	559	246	948	713
United Kingdom Cwt.	230	100	131	325	206	340
Mauritius, etc. Cwt.	4,903	4,467	4,705	4,956
Malabar Coast Cwt.	662	1,250
Ceylon Cwt.	320	150	222	200
India—Bombay Cwt.	12,118	65,021	65,080	79,823	47,447	18,298	81,122	1,18,726	119,627	68,115
Calcutta Cwt.	3,175	307	12,525	3,239	500	16,464
Karachi Cwt.	16,255	4,572	1,950	212	15,051	5,648	2,732	316
Gulf of Cutch Cwt.
Other British Possessions Cwt.	37	12	13	26	49	18	20	69
TOTAL, BRITISH EMPIRE ... Cwt.	8,129	74,809	101,173	79,614	48,541	46,803	92,746	1,39,239	120,890	69,091

TOTAL QUANTITIES and VALUE of ARTICLES IMPORTED—continued.

ARTICLES, AND COUNTRIES OF CONSIGNMENT.	QUANTITIES.					VALUE.				
	1914-1915.	1915-1916.	1916-1917.	1917-1918.	1918-1919.	1914-1915.	1915-1916.	1916-1917.	1917-1918.	1918-1919.
Sugar—continued.										
<i>Sugar Refined or Crystallized (including Sugar-Candy) (I. G)—continued.</i>										
Austria Cwt.	54,305	90	37,067	91
Egypt "	1,618	2,451
China "	595	1,004	501	1,508
France "
D'Jibouti and Obokh "	112	211
Other Foreign Countries... .. "	11	27	38	2	8	39	53	3
TOTAL, FOREIGN COUNTRIES ... Cwt.	54,971	1,725	1,116	33	2	37,636	2,551	1,779	53	3
TOTAL, BRITISH EMPIRE AND FOREIGN COUNTRIES ... Cwt.	94,099	76,534	102,289	78,652	49,543	84,439	95,329	141,016	120,452	69,694
<i>Sugar Unrefined (I. G)—</i>										
Malabar Coast Cwt.	2,803	3,241
India—Bombay "	2,271	2,427	1,963	400	824	2,122	2,808	2,180	603	1,240
„ Karachi "	120	157
Other British Possessions "	120	6	102	5
TOTAL, BRITISH EMPIRE ... Cwt.	2,391	2,547	1,963	406	3,627	2,279	2,910	2,180	608	4,481
Arabian Gulf Ports Cwt.	130	280
Other Foreign Countries... .. "	1	1
TOTAL, FOREIGN COUNTRIES ... Cwt.	1	130	1	280
TOTAL, BRITISH EMPIRE AND FOREIGN COUNTRIES ... Cwt.	2,392	2,547	1,963	536	3,627	2,280	2,910	2,180	888	4,481
<i>Molasses (I. G)—</i>										
Other British Possessions Cwt.	50	29	30	40
TOTAL, BRITISH EMPIRE ... Cwt.	50	29	30	40
TOTAL, FOREIGN COUNTRIES ... Cwt.
TOTAL, BRITISH EMPIRE AND FOREIGN COUNTRIES ... Cwt.	50	29	30	40
<i>Confectionery (I. G)—</i>										
United Kingdom Cwt.	2,518	2,068	600	50	3,780	4,398	2,134	173
Bombay "	230	49	682	622	131	2,349
Other British Possessions "	83	13	4	16	6	85	34	10	77	67
TOTAL, BRITISH EMPIRE ... Cwt.	2,601	2,081	834	115	688	3,865	4,372	2,806	380	2,416
Belgium Cwt.
Other Foreign Countries... .. "	50	42	60	3	7	79	91	122	4	16
Arabian Gulf Ports "	235	191
TOTAL, FOREIGN COUNTRIES ... Cwt.	285	42	60	3	7	270	91	122	4	16
TOTAL, BRITISH EMPIRE AND FOREIGN COUNTRIES ... Cwt.	2,886	2,123	894	118	695	4,135	4,463	2,928	384	2,432
TOTAL, SUGAR ... Cwt.	99,327	81,204	105,196	79,385	52,665	90,654	102,702	1,40,126	121,750	76,607

TOTAL QUANTITIES and VALUE of ARTICLES IMPORTED—continued.

ARTICLES, AND COUNTRIES OF CONSIGNMENT.	QUANTITIES.					VALUE.				
	1914-1915.	1915-1916.	1916-1917.	1917-1918.	1918-1919.	1914-1915.	1915-1916.	1916-1917.	1917-1918.	1918-1919.
Tallow and Stearine (including grease and animal fat) (II. G)—						£	£	£	£	£
United Kingdom Cwt.	68	54	52	27	54	93	87	162	95	201
Somaliland "	145	93	165	103	35	254	149	312	178	79
Egypt "	34	79
India—Bombay "	255	69	43	73	414	121	1 43	160
Other British Possessions "	19	38	1	27	59	1
TOTAL, BRITISH EMPIRE ... Cwt.	484	185	320	172	166	788	295	674	415	471
Italy Cwt.	221	220
Italian East Africa "	50	76
United States "	18	67
D'Jibouti "	80	96
Other Foreign Countries "	118	77	50	27	1	116	89	103	44	1
TOTAL, FOREIGN COUNTRIES ... Cwt.	198	77	100	266	1	212	89	179	331	1
TOTAL, BRITISH EMPIRE AND FOREIGN COUNTRIES ... Cwt.	682	262	420	438	167	1,000	384	853	746	472
Tea—										
Tea Black (I. H.)—										
Somaliland Lbs.	2,100	67
United Kingdom "	6,153	2,161	1,259	241	183	75
Ceylon "	13,785	55,537	6,274	550	2,281	293
India—Bombay "	32,996	64,304	120,735	183,013	185,087	1,278	3,051	5,386	10,109	10,013
— Calcutta "	159,123	438,410	385,681	5,100	5,913	18,036	18,039	253
Other British Possessions "	772	10	20	310	260	35	1	1	51	21
Egypt "	1,586	142
Zanzibar and Pemba "	2,535	85
TOTAL, BRITISH EMPIRE ... Lbs.	215,349	559,002	527,655	183,023	183,227	8,107	24,052	24,003	10,413	10,034
D'Jibouti Lbs.	1,250	80
Other Foreign Countries "	728	196	732	360	168	33	9	64	17	8
TOTAL, FOREIGN COUNTRIES ... Lbs.	728	196	732	360	1,412	33	9	64	17	88
TOTAL, BRITISH EMPIRE AND FOREIGN COUNTRIES ... Lbs.	216,077	559,198	528,387	183,383	184,639	8,140	24,061	24,067	10,430	10,122
Tea, Green—										
Other British Possessions Lbs.	50	122	66	188	3	6	7	15
TOTAL, BRITISH EMPIRE ... Lbs.	50	122	66	188	3	6	7	15
Other Foreign Countries Lbs.	300	27
TOTAL, FOREIGN COUNTRIES ... Lbs.	300	27
TOTAL, BRITISH EMPIRE AND FOREIGN COUNTRIES ... Lbs.	350	122	66	188	30	6	7	15
Telegraphs, materials for construction and accessories (III. E)—										
Egypt Value.	152
United Kingdom "	945	319	2,673	555	3,053
Other British Possessions "	45	10	15
TOTAL, BRITISH EMPIRE ... Value.	945	319	2,718	565	3,260
Egypt Value.
Other Foreign Countries "	1	9
TOTAL, FOREIGN COUNTRIES ... Value.	1	9
TOTAL, BRITISH EMPIRE AND FOREIGN COUNTRIES ... Value.	946	328	2,718	565	3,260
Telephones, materials for construction and accessories (III. E)—										
Other British Possessions Value.	52	13	6
TOTAL, BRITISH EMPIRE ... Value.	52	13	6
Textile Materials—										
Cotton Raw (II. H.)—										
Other British Possessions Cwt.	11	20	4	23	61	8
India—Bombay "
TOTAL, BRITISH EMPIRE ... Cwt.	11	20	4	23	61	8

TOTAL QUANTITIES and VALUE of ARTICLES IMPORTED—continued.

ARTICLES, AND COUNTRIES OF CONSIGNMENT.	QUANTITIES.					VALUE.				
	1914-1915.	1915-1916.	1916-1917.	1917-1918.	1918-1919.	1914-1915.	1915-1916.	1916-1917.	1917-1918.	1918-1919.
Textile Materials—continued.										
<i>Cotton Raw (II. H)—continued.</i>										
Italian East Africa Cwt.	628	343	99	18	998	659	216	100
Arabian Gulf Ports "	86	30	157	106
Qulzin "	250	578	631	672	1,457	1,630
Mokha "	95	135
Mossawah "	108	371
Other Foreign Countries "	57	34	38	23	132	57	76	48
TOTAL, FOREIGN COUNTRIES ... Cwt.	685	690	383	616	711	1,130	1,291	945	1,532	1,892
TOTAL, BRITISH EMPIRE AND FOREIGN COUNTRIES ... Cwt.	698	716	397	616	711	1,153	1,292	953	1,532	1,892
<i>Cotton Waste (II. H)—</i>										
United Kingdom Cwt.	46	66	39	67	93	70
India—Bombay "	125	212	61	251	238	433	172	792
Other British Possessions "	14	21	17	24	52	60
TOTAL, BRITISH EMPIRE ... Cwt.	171	80	233	130	268	325	117	485	242	852
Other Foreign Countries Cwt.	6	4
TOTAL, FOREIGN COUNTRIES ... Cwt.	6	4
TOTAL, BRITISH EMPIRE AND FOREIGN COUNTRIES ... Cwt.	171	86	233	130	268	325	121	485	242	852
Textile Fabrics—										
Cotton—										
<i>Twist and Yarn—</i>										
<i>Mule and Water—Nos. 1 to 10 (a) (III. O)—</i>										
Somiland Lbs.	3,600	2,000	140	120
India—Karachi "	2,80	70
India—Bombay "	875,574	1,244,798	205,566	106,600	372,400	25,607	31,687	6,992	8,332	31,795
Other British Possessions "	670	20
TOTAL, BRITISH EMPIRE ... Lbs.	875,574	1,248,166	209,166	106,600	372,400	25,607	34,777	7,122	8,452	31,795
Other Foreign Countries Lbs.	300	800	10	23
TOTAL, FOREIGN COUNTRIES ... Lbs.	300	800	10	23
TOTAL, BRITISH EMPIRE AND FOREIGN COUNTRIES ... Lbs.	875,874	1,248,966	209,166	106,600	372,400	25,617	34,800	7,122	8,452	31,795
<i>Mule and Water—Nos. 13 to 20 (a) (III. O)—</i>										
Other British Possessions Lbs.	400	40
United Kingdom "	18,200	7,500	3,060	991	100	180
India—Bombay "	452,262	722,138	240,378	21,600	184,300	9,629	26,462	10,513	1,640	19,177
TOTAL, BRITISH EMPIRE ... Lbs.	470,462	729,638	243,378	22,000	184,300	10,620	26,562	10,693	1,680	19,177
Italy Lbs.	4,200	167
Mokha "
Other Foreign Countries "	1,600	53
TOTAL, FOREIGN COUNTRIES ... Lbs.	5,800	220
TOTAL, BRITISH EMPIRE AND FOREIGN COUNTRIES ... Lbs.	476,262	729,638	243,378	22,000	184,300	10,840	26,562	10,693	1,680	19,177

TOTAL QUANTITIES and VALUE of ARTICLES IMPORTED—continued.

ARTICLES, AND COUNTRIES OF CONSIGNMENT.	QUANTITIES.					VALUE.				
	1914-1915.	1915-1916.	1916-1917.	1917-1918.	1918-1919.	1914-1915.	1915-1916.	1916-1917.	1917-1918.	1918-1919.
Textile Fabrics—continued.						£	£	£	£	£
Cotton—continued.										
Twist and Yarn—continued.										
Mule and water—Nos. 21 to 25 (a) (III. O.)—										
India—Bombay Lbs.	2,600	2,400	2,016	80	117	67
TOTAL, BRITISH EMPIRE ... Lbs.	2,600	2,400	2,016	80	117	67
TOTAL, FOREIGN COUNTRIES ... Lbs.
TOTAL, BRITISH EMPIRE AND FOREIGN COUNTRIES ... Lbs.	2,600	2,400	2,016	80	117	67
Mule and water—Nos. 26 to 30 (a) (III. O.)—										
India—Bombay Lbs.	2,000	6,500	90	290
TOTAL, BRITISH EMPIRE ... Lbs.	2,000	6,500	90	290
TOTAL, FOREIGN COUNTRIES ... Lbs.
TOTAL, BRITISH EMPIRE AND FOREIGN COUNTRIES ... Lbs.	2,000	6,500	90	290
Mule and water—Nos. 31 to 40 (a) (III. O.)—										
United Kingdom Lbs.	122,535	93,000	9,700	6,992	5,505	620
India—Bombay Lbs.	46,250	70,050	6,000	1,500	2,225	3,100	3,630	300	280	149
Other British Possessions Lbs.	900	50
TOTAL, BRITISH EMPIRE ... Lbs.	168,835	163,950	14,700	1,500	2,225	10,192	9,185	920	280	149
D'Jibouti Lbs.	1,600	107
Other Foreign Countries Lbs.
Italy Lbs.	3,000
TOTAL, FOREIGN COUNTRIES ... Lbs.	3,000	1,600	107
TOTAL, BRITISH EMPIRE AND FOREIGN COUNTRIES ... Lbs.	171,835	165,550	14,700	1,500	2,225	10,310	9,292	920	280	149
Mule and water—Nos. 41 to 50 (a) (III. O.)—										
United Kingdom Lbs.	3,000	187
Bombay Lbs.	5,956	17,300	487	2,400
TOTAL, BRITISH EMPIRE ... Lbs.	5,956	20,300	487	2,587
TOTAL, FOREIGN COUNTRIES ... Lbs.
TOTAL, BRITISH EMPIRE AND FOREIGN COUNTRIES ... Lbs.	5,956	20,300	487	2,587
Mule and water—Above No. 50 (a) (III. O.)—										
India—Bombay Lbs.	1,500	14,100	153	1,154
United Kingdom Lbs.	2,700	269
Other British Possessions Lbs.
TOTAL, BRITISH EMPIRE ... Lbs.	4,200	14,100	422	1,154
Italy Lbs.	900	85
TOTAL, FOREIGN COUNTRIES ... Lbs.	900	85
TOTAL, BRITISH EMPIRE AND FOREIGN COUNTRIES ... Lbs.	5,100	14,100	507	1,154

TOTAL QUANTITIES and VALUE of ARTICLES IMPORTED—continued.

ARTICLES, AND COUNTRIES OF CONSIGNMENT.	QUANTITIES.					VALUE.				
	1914-1915.	1915-1916.	1916-1917.	1917-1918.	1918-1919.	1914-1915.	1915-1916.	1916-1917.	1917-1918.	1918-1919.
Textile Fabrics—continued.										
Cotton—continued.										
Twist and Yarn—continued.										
Orange, Red and other colours—Nos. 1 to 20 (a) (III. O.)—										
Smallland Lbs.	2,400	2,000	100	118
India—Bombay "	49,530	82,900	6,200	85,050	70,300	1,771	3,310	223	3,230	6,992
Other British Possessions "	600	150	750	600	20	10	56	40
TOTAL, BRITISH EMPIRE ... Lbs.	44,130	85,550	6,950	87,050	70,900	1,791	3,320	279	3,359	7,032
Austria Lbs.	19,300	5,200	1,287	347
Italy "	8,398	8,000	1,200	395	800	120
Other Foreign Countries "	800	83
TOTAL, FOREIGN COUNTRIES ... Lbs.	28,498	13,200	1,200	1,715	1,147	120
TOTAL, BRITISH EMPIRE AND FOREIGN COUNTRIES ... Lbs.	72,628	98,750	6,950	88,250	70,900	3,506	4,467	279	3,479	7,032
Orange, Red and other colours—Nos. 21 to 25 (a) (III. O.)—										
India—Bombay Lbs.	2,000	2,800	67	87
Other British Possessions "
TOTAL, BRITISH EMPIRE ... Lbs.	2,000	2,800	67	87
Djibouti Lbs.	1,310	100
TOTAL, FOREIGN COUNTRIES ... Lbs.	1,310	100
TOTAL, BRITISH EMPIRE AND FOREIGN COUNTRIES ... Lbs.	2,000	2,800	1,310	67	87	100
Orange, Red and other colours—Nos. 26 to 30 (a) (III. O.)—										
Other British Possessions Lbs.	125	7
United Kingdom "	10,500	577
India—Bombay "	25,900	1,167
TOTAL, BRITISH EMPIRE ... Lbs.	25,900	10,500	125	1,167	577	7
Other Foreign Countries Lbs.	900	60
TOTAL, FOREIGN COUNTRIES ... Lbs.	900	60
TOTAL, BRITISH EMPIRE AND FOREIGN COUNTRIES ... Lbs.	26,800	10,500	125	1,167	577	7
Orange, Red and other colours—Nos. 31 to 40 (a) (III. O.)—										
United Kingdom Lbs.	6,000	8,309	485	679
India—Bombay "	19,360	19,640	10,920	7,000	12,000	687	1,073	564	833	1,607
TOTAL, BRITISH EMPIRE ... Lbs.	19,360	28,008	10,920	7,000	12,000	1,172	1,752	564	833	1,607
Italy Lbs.	3,000	167
Djibouti "	9,440	803
Other Foreign Countries "	800	40
TOTAL, FOREIGN COUNTRIES ... Lbs.	3,000	800	9,440	167	40	803
TOTAL, BRITISH EMPIRE AND FOREIGN COUNTRIES ... Lbs.	22,360	28,808	20,360	7,000	12,000	1,339	1,792	1,372	833	1,607
Orange, Red and other colours—Nos. 41 to 50 (III. O.)—										
Bombay Lbs.	2,000	333
Other British Possessions "	600	27
TOTAL, BRITISH EMPIRE ... Lbs.	600	2,000	27	333

TOTAL QUANTITIES and VALUE of ARTICLES IMPORTED—continued.

ARTICLES, AND COUNTRIES OF CONSIGNMENT.	QUANTITIES.					VALUE.				
	1914-1915.	1915-1916.	1916-1917.	1917-1918.	1918-1919.	1914-1915.	1915-1916.	1916-1917.	1917-1918.	1918-1919.
Textile Fabrics—continued.						£	£	£	£	£
Cotton—continued.										
<i>Twist and Yarn—continued.</i>										
Orange, Red and other colours—Above No. 50 (a) (III. O.)—										
Bombay Lbs.	4,000	267
Other British Possessions	300	300	17	37
United Kingdom	1,340	134
TOTAL, BRITISH EMPIRE ... Lbs.	300	300	5,340	17	37	401
Unspecified description of Twist and Yarn—(a) (III. O.)—										
United Kingdom Lbs.	24,676	7,559	9,720	35,238	119,560	1,457	471	1,066	3,820	15,631
India—Bombay	6,000	206,136	203,064	781,553	3,115,622	181	5,483	6,528	59,431	318,531
Other British Possessions	390	17	...
TOTAL, BRITISH EMPIRE ... Lbs.	30,736	213,653	212,784	817,170	3,235,091	1,638	6,954	7,594	62,768	332,162
Arabian Gulf Ports Lbs.	11,500	42,016	357	8,245
Djibouti	600	3,360
Austria	67	217
Italy	12,320
Other Foreign Countries	58	...	620	600	...	2	...	729
Dunkali Coast	1,288	253	...	21	53	...
TOTAL, FOREIGN COUNTRIES ... Lbs.	1,344	600	16,300	12,600	42,016	255	67	967	410	8,245
TOTAL, BRITISH EMPIRE AND FOREIGN COUNTRIES ... Lbs.	32,079	214,253	229,084	829,770	3,277,107	1,893	7,021	8,561	63,178	335,407
TOTAL OF COTTON, TWIST AND YARN ... Lbs.	1,691,120	2,522,768	736,075	1,008,430	3,041,232	55,459	68,343	20,980	78,032	396,236
Manufactures—										
Blankets—(b i) (III. O.)—										
United Kingdom Lbs.	2,528	...	7,533	93	...	407
India—Bombay	11,394	17,812	254,583	103,834	20,320	609	730	5,701	2,711	1,469
Other British Possessions	945	352	...	387	...	21	12	...	10	...
TOTAL, BRITISH EMPIRE ... Lbs.	12,339	18,164	257,114	104,221	20,653	630	742	5,794	2,721	1,876
Germany Lbs.	2,548	85
Djibouti	7,877	16,508	237	549
Other Foreign Countries	2,420	...	956	150	...	78	...	27	5	...
TOTAL, FOREIGN COUNTRIES ... Lbs.	12,845	16,508	956	150	...	400	540	27	5	...
TOTAL, BRITISH EMPIRE AND FOREIGN COUNTRIES ... Lbs.	25,184	34,672	258,070	104,371	20,653	1,029	1,281	5,821	2,726	1,876
Canvas—(b ii) (III. O.)—										
United Kingdom Yds.	8,678	4,697	7,157	6,149	1,931	736	414	1,004	606	439
India—Bombay	2,495	1,455	12,049	1,175	3,452	69	67	621	109	563
Other British Possessions	400	1,200	17	53
Zanzibar and Pemba	20,000	400
TOTAL, BRITISH EMPIRE ... Yds.	31,573	7,352	19,206	7,324	5,383	1,242	534	1,625	815	1,052
Arabian Gulf Ports Yds.	3,089	101
Turkey in Asia	10,000	238
Persia	6,100	28,040	35,615	6,000	...	139	239	1,058	160	...
Other Foreign Countries	2,030	2,300	1,890	...	770	84	70	46	...	65
Hodeidah	3,000	73
TOTAL, FOREIGN COUNTRIES ... Yds.	11,190	40,840	40,593	6,000	770	206	1,247	1,203	160	65
TOTAL, BRITISH EMPIRE AND FOREIGN COUNTRIES ... Yds.	42,763	48,192	59,799	13,324	6,153	1,538	1,781	2,828	1,075	1,117

TOTAL QUANTITIES and VALUE of ARTICLES IMPORTED—continued.

ARTICLES, AND COUNTRIES OF CONSIGNMENT.	QUANTITIES.					VALUE.				
	1914-1915.	1915-1916.	1916-1917.	1917-1918.	1918-1919.	1914-1915.	1915-1916.	1916-1917.	1917-1918.	1918-1919.
Textile Fabrics—continued.						£	£	£	£	£
Cotton—continued.										
Manufactures—continued.										
Handkerchiefs and Shawls in the piece— (b iii) (III. O.)—										
United Kingdom ... Nos.	206,905	167,929	148,058	225,975	450,183	3,028	3,362	2,926	6,989	17,501
India—Bombay ... "	75,508	97,210	213,137	92,452	177,392	1,241	613	3,681	1,041	3,142
Other British Possessions ... "	808	120	4	2
Zanzibar and Pemba... "	7,000	70
TOTAL BRITISH EMPIRE ... Nos.	289,811	265,145	361,315	318,427	627,465	5,243	3,914	6,559	8,029	30,643
Guiana ... "	4,400	73
Holland ... "	15,890	654
Italy ... "	34,644	910	587	100
Other Foreign Countries ... "	1,224	3,318	240	60	33	97	2	7
Djibouti and Obokh ... "	1,800	8,200	67	123
TOTAL FOREIGN COUNTRIES ... Nos.	53,463	12,426	240	4,460	1,341	320	2	80
TOTAL BRITISH EMPIRE AND FOREIGN COUNTRIES ... Nos.	343,279	217,571	361,555	322,887	627,465	6,584	4,234	6,561	9,009	20,643
Hosiery—(b iv) (III. O.)—										
United Kingdom ... Value.	366	204	443	338	533
India—Bombay ... "	135	377	1,130	1,265	2,723
Other British Possessions ... "	1	7
TOTAL BRITISH EMPIRE ... Value.	501	671	1,583	1,610	3,306
Japan ... Value.	897
Other Foreign Countries ... "	31	19	17
TOTAL FOREIGN COUNTRIES ... Value.	31	19	897	17
TOTAL BRITISH EMPIRE AND FOREIGN COUNTRIES ... Value.	532	690	2,480	1,827	3,306
Lace and Patent Net—(b v) (III. O.)—										
United Kingdom ... Yds.	12,429	130,165	362,546	620,209	91,195	224	211	305	602	1,437
India—Bombay ... "	189,040	306,852	279,700	18,725	11,729	2,162	4,431	2,786	498	342
Other British Possessions ... "	2,000	53
British Somaliland ... "	8,504	3,200	84	173
TOTAL BRITISH EMPIRE ... Yds.	200,469	497,017	647,750	638,934	106,124	2,406	4,643	3,223	1,090	2,002
Austria ... Yds.	230,100	202
Germany ... "	38,400	147
Other Foreign Countries ... "	3,050	6,150	31,392	29	23	30
TOTAL FOREIGN COUNTRIES ... Yds.	271,590	6,150	31,392	375	23	80
TOTAL BRITISH EMPIRE AND FOREIGN COUNTRIES ... Yds.	472,059	503,167	679,142	638,934	106,124	2,784	4,665	3,258	1,090	2,002

TOTAL QUANTITIES and VALUE of ARTICLES IMPORTED—continued.

ARTICLES, AND COUNTRIES OF CONSIGNMENT.	QUANTITIES.					VALUE.				
	1914-1915.	1915-1916.	1916-1917.	1917-1918.	1918-1919.	1914-1915.	1915-1916.	1916-1917.	1917-1918.	1918-1919.
Textile fabrics—continued.										
Cotton—continued.						£	£	£	£	£
<i>Piece-goods—</i>										
<i>Grey (unbleached) Chaders (b vi) (III-O.)—</i>										
United Kingdom Yds.	0,956	4,350	19,500	4,000	222	103	032	267
India—Bombay "	1,376,800	5,268,018	6,193,531	3,090,285	1,170,252	16,516	53,870	78,444	44,037	26,301
TOTAL BRITISH EMPIRE ... Yds.	1,383,716	5,272,368	6,193,531	3,117,736	1,180,252	16,733	53,773	78,444	44,669	26,568
Mossawah Yds.	10,400	157
Other Foreign Countries "	2,000	3,070	27	40
TOTAL FOREIGN COUNTRIES ... Yds.	12,400	3,000	184	40
TOTAL BRITISH EMPIRE AND FOREIGN COUNTRIES ... Yds.	1,383,716	5,284,768	6,196,531	3,117,736	1,180,252	16,733	53,957	78,484	44,699	26,568
<i>Dhatis, Saris and Scarves (b vi) (III-O.)—</i>										
United Kingdom Yds.	9,312	23,500	4,000	173	313	93
Bombay "	17,000	59,800	136,050	39,608	16,000	220	640	2,295	631	400
TOTAL BRITISH EMPIRE ... Yds.	26,312	83,300	140,050	39,608	16,000	393	953	2,388	631	400
Other Foreign Countries Yds.	40	200	1	7
TOTAL FOREIGN COUNTRIES ... Yds.	40	200	1	7
TOTAL BRITISH EMPIRE AND FOREIGN COUNTRIES ... Yds.	26,312	83,340	140,250	39,608	16,000	393	954	2,395	631	400
<i>Drills and Jeans (b vi) (III-O.)—</i>										
Zanzibar Yds.	23,400	333
United Kingdom "	329,520	103,340	30,000	7,003	23,300	3,630	2,838	600	197	680
Bombay "	17,100	104,300	1,459,200	1,530,300	1,463,700	253	1,535	24,840	52,049	48,169
Other British Possessions "	800	33
TOTAL BRITISH EMPIRE ... Yds.	347,020	302,640	1,511,600	1,537,303	1,487,100	3,883	4,373	25,732	52,246	48,872
Djibouti Yds.	9,000	180
United States of America "	330,000	1,328,750
Austria "	86,800	4,719	17,239
Italy "	10,250	1,418
Muskat "	171
Other Foreign Countries "	2,000
TOTAL FOREIGN COUNTRIES ... Yds.	427,050	1,330,750	9,000	6,303	17,279	180
TOTAL BRITISH EMPIRE AND FOREIGN COUNTRIES ... Yds.	674,070	1,633,390	1,520,600	1,537,303	1,487,100	10,181	21,672	25,963	52,246	48,872
<i>Jaconets including Madapolams, Mulls and Cambrics (b vi) (III-O.)—</i>										
Other British Possessions Yds.	410	8
India—Bombay "	70,500	118,050	287,000	28,000	333	605	1,817	1,000
TOTAL BRITISH EMPIRE ... Yds.	70,500	118,050	287,000	416	28,000	333	605	1,817	8	1,000
Other Foreign Countries Yds.
TOTAL FOREIGN COUNTRIES ... Yds.
TOTAL BRITISH EMPIRE AND FOREIGN COUNTRIES ... Yds.	70,500	118,050	287,000	416	28,000	333	605	1,817	8	1,000
<i>Longcloth and Shirtings (b vi) (III-O.)—</i>										
United Kingdom Yds.	205,173	171,150	316,798	114,892	160,860	2,608	2,023	4,303	1,868	4,500
India—Bombay "	1,066,410	1,589,315	19,988,603	1,975,362	531,892	13,344	19,578	268,033	47,107	10,021
Egypt "	41,720	1,108
Suakin "	30,750
Somalland "	50,750	10,750	342
Other British Possessions "	4,530	2,780	500	60	48	32	820	222
TOTAL BRITISH EMPIRE ... Yds.	1,306,119	1,794,505	19,346,711	2,101,084	763,481	16,000	21,075	373,668	49,288	21,618

TOTAL QUANTITIES and VALUE of ARTICLES IMPORTED—continued.

ARTICLES, AND COUNTRIES OF CONSIGNMENT.	QUANTITIES.					VALUE.				
	1914-1915.	1915-1916.	1916-1917.	1917-1918.	1918-1919.	1914-1915.	1915-1916.	1916-1917.	1917-1918.	1918-1919.
Textile fabrics—continued.						£	£	£	£	£
Cotton—continued.										
<i>Piece-goods—continued.</i>										
Grey (unbleached) Longcloth and Shirting (b vi) (III. O.)—continued.										
Italy Yds.	113,250	1,808
United States of America Yds.	39,760	1,902,760	450	18,855
Mossawah Yds.	754,050	94,500	3,587	1,530
D'jibouti Yds.	12,750	23,750	89,840	137	258	1,186
Other Foreign Countries Yds.	750	2,250	9	30
Mokha Yds.	6,750	69
Jeddah Yds.	12,600	128
TOTAL FOREIGN COUNTRIES ... Yds.	66,050	2,684,150	306,500	724	27,200	4,673
TOTAL BRITISH EMPIRE AND FOREIGN COUNTRIES ... Yds.	1,372,168	4,478,655	19,653,301	2,101,004	763,491	10,724	49,175	278,341	40,288	21,698
Printers (b vi) (III-O.)—										
United Kingdom Yds.	6,000	95
TOTAL BRITISH EMPIRE ... Yds.	6,000	95
Sheetings (b vi) (III-O.)—										
United Kingdom Yds.	6,361,128	27,252	1,161,600	1,470,167	67,050	84,447	362	10,070	35,51	2,437
India—Bombay Yds.	5,088,095	9,121,160	42,412,281	10,044,477	11,021,755	62,872	106,738	612,027	243,319	433,000
Suakin, &c. Yds.	262,500	3,267
Zanzibar and Pemba Yds.	52,500	654,250	716	11,458
Scmalland Yds.	14,250	20,500	17,530	10,500	203	321	354	317
Other British Possessions Yds.	3,750	8,250	3,900	3,900	47	97	57	93
TOTAL BRITISH EMPIRE ... Yds.	11,767,381	9,170,002	44,262,021	12,142,074	12,019,305	147,340	107,402	640,588	270,774	406,444
United States of America Yds.	16,341,690	36,798,700	9,324,150	870,000	293,242	404,287	167,048	30,207
Austria Yds.	1,290,800	87,750	15,056	1,240
Italy Yds.	801,700	309,750	250,000	4,388	5,707	4,607
Italian East Africa Yds.	183,750	3,807
Kamaron, etc. Yds.	2,250	70
Belgium Yds.	68,500	1,580
Arabian Gulf Ports Yds.	22,500	567
Hodeidah Yds.	46,350	3,750	553	93
Jeddah Yds.
Mossawah Yds.	7,500	637,500	100	7,967
D'jibouti Yds.	94,500	81,400	204,600	6,150	166,500	1,025	928	3,131	117	6,70
Other Foreign Countries Yds.	360	4,750	3	50
Independent Somali Ports Yds.	15,000	173
TOTAL FOREIGN COUNTRIES ... Yds.	18,286,040	37,517,000	9,841,000	1,309,900	195,000	223,597	413,105	177,266	38,948	7,430
TOTAL BRITISH EMPIRE AND FOREIGN COUNTRIES ... Yds.	30,053,921	46,688,882	54,003,711	13,451,974	12,214,305	378,943	521,567	817,854	318,722	413,874
T. cloth and Domestic (b vi) (III-O.)—										
India—Bombay Yds.	22,520	333
TOTAL BRITISH EMPIRE ... Yds.	22,520	333

No. 7—continued.

TOTAL QUANTITIES and VALUE of ARTICLES IMPORTED—continued.

ARTICLES, AND COUNTRIES OF CONSIGNMENT.	QUANTITIES.					VALUE.				
	1914-1915.	1915-1916.	1916-1917.	1917-1918.	1918-1919.	1914-1915.	1915-1916.	1916-1917.	1917-1918.	1918-1919.
Textile fabrics—continued.						£	£	£	£	£
COTTON—continued.										
<i>Piece-goods—continued.</i>										
Grey (unbleached) T. Cloth and Domestic— (b vi) (III O.)—continued.										
United States of America ... Yds.	75,000	3,750	867	112
TOTAL FOREIGN COUNTRIES ... Yds.	75,000	3,750	867	112
TOTAL BRITISH EMPIRE AND FOREIGN COUNTRIES ... Yds.	75,000	20,270	867	445
<i>Unspecified description (b vi) (III O.)—</i>										
United Kingdom ... Yds.	15,800	78,441	6,330	9,700	313	1,110	193	280
India—Bombay ... "	50,095	340,853	4,863,126	10,488,465	17,888,000	446	2,818	66,363	288,476	575,504
Somaliland ... "	10,980	11,100	34,600	154	169	1,423
Suakin, etc. ... "	75,000	1,133
Zanzibar ... "	675,750	20,780
TOTAL BRITISH EMPIRE ... Yds.	50,095	356,653	4,952,547	10,580,835	18,606,140	446	3,131	67,667	290,991	607,037
Arabian Gulf Ports ... Yds.	2,440	32,080	67	2,910
Kauayan, etc. ... "	4,500	133
United States ... "	668,870	842,250	386,250	8,537	7,712	6,067
Independent Somali Ports ... "	12,750	181
Djibouti ... "	7,200	173,700	157	5,053
Other Foreign Countries ... "	6,000	3,000	68	40
TOTAL FOREIGN COUNTRIES ... Yds.	668,870	848,250	381,600	270,250	8,537	7,800	7,413	8,096
TOTAL BRITISH EMPIRE AND FOREIGN COUNTRIES ... Yds.	50,095	1,025,523	55,00,797	10,962,435	18,876,390	446	11,563	75,457	307,403	615,123
TOTAL OF GREY (UNBLEACHED) ... Yds.	83,630,762	59,318,108	67,453,690	31,327,705	34,568,129	418,761	658,593	1,281,177	773,412	1,137,535
White (bleached) Chaders (b vi) (III O.)—										
United Kingdom ... Yds.	47,639	48,700	106,650	47,580	117,128	730	979	2,753	1,935	5,001
India—Bombay ... "	123,800	201,273	219,536	47,400	70,550	1,646	2,315	3,000	1,163	1,468
Other British Possessions ... "	1,200	25
TOTAL BRITISH EMPIRE ... Yds.	171,439	251,173	326,186	94,980	187,678	2,376	3,319	5,753	3,098	6,559
Austria ... "	5,000	117
Djibouti ... "	6,000	6,400	161	300
Other Foreign Countries ... "	2,000	1,500	27	17
TOTAL FOREIGN COUNTRIES ... Yds.	7,000	7,500	8,400	144	178	300
TOTAL BRITISH EMPIRE AND FOREIGN COUNTRIES ... Yds.	178,439	258,673	326,186	103,380	187,678	2,520	3,497	5,753	3,398	6,559
Checks, Sports and Strips (b vi) (III O.)—										
United Kingdom ... Yds.	223,922	108,460	85,150	302,584	250,067	2,442	1,100	560	5,403	9,904
India—Bombay ... "	82,225	75,680	148,164	67,008	33,090	1,053	1,171	2,478	1,842	915
— Calcutta ... "
TOTAL BRITISH EMPIRE ... Yds.	306,047	184,140	183,314	369,592	282,757	3,495	2,270	3,038	7,245	9,819
Italy ... Yds.
Other Foreign Countries ... "	400	7
Dadkall Coast ... "	7,480	133
TOTAL FOREIGN COUNTRIES ... Yds.	7,880	140
TOTAL BRITISH EMPIRE AND FOREIGN COUNTRIES ... Yds.	313,927	184,140	183,314	369,592	282,757	3,637	2,270	3,038	7,245	9,819
Hotis, Saris and Scarves (b vi) (III O.)—										
United Kingdom ... Yds.	204,920	226,977	236,127	139,770	603,819	5,448	4,257	4,323	4,967	24,453
Bombay ... "	63,850	80,680	202,505	83,750	29,250	818	1,013	2,635	2,140	1,017
Other British Possessions ... "
TOTAL BRITISH EMPIRE ... Yds.	268,770	307,657	438,632	223,520	633,069	6,266	5,270	6,958	7,107	25,470

TOTAL QUANTITIES and VALUE of ARTICLES IMPORTED—continued.

ARTICLES, AND COUNTRIES OF CONSIGNMENT.	QUANTITIES.					VALUE.				
	1914-1915.	1915-1916.	1916-1917.	1917-1918.	1918-1919.	1914-1915.	1915-1916.	1916-1917.	1917-1918.	1918-1919.
Textile fabrics—continued.										
Cotton—continued.						£	£	£	£	£
White (bleached)—continued.										
Dhatis, Saris and Scarves (b vi) (III. O.)—continued.										
Italy Yds.		1,600					73			
Muscat Yds.				1,000					60	
Djibouti Yds.		4,000	2,800				67	80		
Austria Yds.	18,000					353				
Switzerland Yds.		3,200					73			
Holland Yds.										
Belgium Yds.										
Gaizan Yds.				3,032					181	
Other Foreign Countries Yds.	2,000	2,000	30			53	40	1		
TOTAL, FOREIGN COUNTRIES Yds.	20,000	11,400	2,830	5,232		408	262	81	261	
TOTAL, BRITISH EMPIRE AND FOREIGN COUNTRIES Yds.	380,670	319,037	441,522	229,762	633,060	6,070	5,532	17,044	7,308	26,470
Drills and Jeans (b vi) (III. O.)—										
United Kingdom Yds.	74,135	87,227	40,903	131,620	120,252	1,425	1,826	1,092	6,380	6,780
India—Bombay Yds.	23,420	19,625	04,725	257,453	110,866	474	325	1,674	8,144	4,360
Other British Possessions Yds.										
TOTAL, BRITISH EMPIRE Yds.	102,555	106,852	135,628	389,073	230,048	1,899	1,851	2,766	14,524	11,120
Austria Yds.	83,000					1,318				
United States of America Yds.	123,600	219,000				1,740	2,698			
Italy Yds.	80,600					1,075				
Other Foreign Countries Yds.	1,000	1,120				13	41			
Djibouti Yds.			9,000					167		
Other Countries in Europe Yds.										
TOTAL, FOREIGN COUNTRIES Yds.	209,200	219,120	9,000			4,750	2,739	167		
TOTAL, BRITISH EMPIRE AND FOREIGN COUNTRIES Yds.	401,755	325,972	144,628	389,103	230,048	6,649	4,590	2,933	14,524	11,120
Jaconets, Madapollans, Mulls, Cambrics and Muslins (b vi) (III. O.)—										
United Kingdom Yds.	40,008	184,273	168,037	231,002	686,547	653	2,113	2,286	3,458	12,774
Egypt Yds.					8,259					376
India—Bombay Yds.	105,890	240,450	975,276	329,156	1,596,450	2,287	2,908	11,767	8,479	37,370
Other British Possessions Yds.		360					8			
TOTAL, BRITISH EMPIRE Yds.	215,998	375,083	1,163,313	560,158	2,271,256	2,940	5,029	14,063	11,937	50,423
Mossawah Yds.										
Djibouti Yds.	10,000				20,000	207				867
Other Foreign Countries Yds.				24					1	
TOTAL, FOREIGN COUNTRIES Yds.	10,000			24	20,000	207			1	867
TOTAL, BRITISH EMPIRE AND FOREIGN COUNTRIES Yds.	261,489	375,083	1,163,313	560,182	2,291,256	3,212	5,029	14,063	11,938	51,290
Longcloth and Shirtings (b vi) (III. O.)—										
United Kingdom Yds.	1,555,447	2,487,120	4,469,644	2,823,676	1,515,427	20,733	35,183	72,105	55,124	46,370
India—Bombay Yds.	330,414	404,246	1,304,303	340,200	269,100	3,850	5,452	10,457	10,050	8,455
Somaliand Yds.				6,720	28,040				251	1,363
Zanzibar Yds.			20,000	33,500				400	797	
Str its Settlements Yds.										
Other British Possessions Yds.	3,380	5,140	5,376	810		64	88	66	14	
Egypt Yds.					23,580					607
Suakin, &c. Yds.	15,405					139				
TOTAL, BRITISH EMPIRE Yds.	1,904,646	2,906,516	5,799,323	3,206,806	1,827,127	24,786	40,723	92,049	66,236	56,803
Arabian Gulf Ports Yds.				4,000	4,000				133	120
Egypt Yds.	15,405					139				
Gaizan Yds.				14,160					480	
Holland Yds.	161,820	12,000				2,162	160			
Djibouti Yds.	14,000	39,300	63,280	81,920		210	377	975	1,480	
Other Foreign Countries Yds.	2,000	4,150				33	58			
Italy Yds.		133,500					1,246			
Hodeidah Yds.		14,000					120			
Austria Yds.	160,000					3,220				
Belgium Yds.										
Mossawah Yds.		30,750					387			
France Yds.	6,400					107				
TOTAL, FOREIGN COUNTRIES Yds.	359,725	239,700	63,280	100,080	4,000	4,870	2,325	975	2,032	120
TOTAL, BRITISH EMPIRE AND FOREIGN COUNTRIES Yds.	2,264,371	3,146,216	5,862,603	3,306,886	1,831,127	29,656	43,048	93,024	68,268	57,013

TOTAL QUANTITIES and VALUE of ARTICLES IMPORTED—continued.

ARTICLES, AND COUNTRIES OF CONSIGNMENT.	QUANTITIES.					VALUE.				
	1914-1915.	1915-1916.	1916-1917.	1917-1918.	1918-1919.	1914-1915.	1915-1916.	1916-1917.	1917-1918.	1918-1919.
Textile Fabrics—continued.										
<i>Cotton—continued.</i>										
<i>White (bleached)—continued.</i>										
<i>Sheetings (b vi) (III O)—</i>										
United Kingdom ... Yds.	46,812	12,880	120,340	14,800	20,000	50	208	2,835	220	600
India—Bombay ... Yds.	168,826	21,948	103,330	46,930	59,400	1,765	228	4,231	1,520	3,707
Other British Possessions ... Yds.	2,000	80	3	2
TOTAL, BRITISH EMPIRE ... Yds.	218,638	34,828	45,750	61,720	109,400	2,368	434	6,971	1,740	3,307
Austria ... Yds.	80,000	1,370
Italy ... Yds.	76,150	1,017
Turkey in Europe ... Yds.
D'jibouti ... Yds.	58,000	1,282
Other Foreign Countries ... Yds.
TOTAL, FOREIGN COUNTRIES ... Yds.	80,000	76,150	58,000	1,370	1,047	1,282
TOTAL, BRITISH EMPIRE AND FOREIGN COUNTRIES ... Yds.	313,638	34,828	121,900	119,720	109,400	3,738	434	7,918	3,022	3,307
<i>Nainsocks (b vi) (III O)—</i>										
United Kingdom ... Yds.	10,700	61,833	74,021	55,400	93	805	1,234	1,147
Ceylon ... Yds.
India—Bombay ... Yds.	21,400	39,450	382	1,147
Other British Possessions ... Yds.	2,000	1,850	27	37
TOTAL, BRITISH EMPIRE ... Yds.	2,000	10,700	63,718	95,421	94,850	27	93	842	1,616	2,304
TOTAL, BRITISH EMPIRE AND FOREIGN COUNTRIES ... Yds.	2,000	10,700	63,718	95,421	94,850	27	93	842	1,616	2,304
<i>T. Cloth and Domestic—</i>										
United Kingdom ... Yds.	614	72
Other British Possessions ... Yds.	1,220	1,880	944	50	31	63	29	5
TOTAL, BRITISH EMPIRE ... Yds.	1,220	1,880	944	564	31	63	29	77
Belgium ... Yds.	5,000	107
Other Foreign Countries ... Yds.	90	308	3	17
TOTAL, FOREIGN COUNTRIES ... Yds.	5,090	308	110	17
TOTAL, BRITISH EMPIRE AND FOREIGN COUNTRIES ... Yds.	6,310	2,188	944	564	141	80	29	77
<i>Wools (b vi) (III O)—</i>										
Egypt ... Yds.	52,000	2,615
Other British Possessions ... Yds.	1,882	2,041	41	57
India—Bombay ... Yds.	10,800	145
United Kingdom ... Yds.	31,000	33,720	1,213	1,139
TOTAL, BRITISH EMPIRE ... Yds.	1,882	12,841	31,000	85,720	41	202	1,213	3,853
Other Foreign Countries ... Yds.
TOTAL, FOREIGN COUNTRIES ... Yds.
TOTAL, BRITISH EMPIRE AND FOREIGN COUNTRIES ... Yds.	1,882	12,841	31,000	85,720	41	202	1,213	3,853
<i>Unspecified descriptions (b vi) (III O)—</i>										
United Kingdom ... Yds.	114,260	149,533	2,04,312	334,671	1,090,838	1,664	2,117	3,748	12,922	54,680
Sunkin, &c. ... Yds.	4,000	80
Straits Settlements ... Yds.
India—Bombay ... Yds.	18,400	61,629	168,850	51,549	60,090	323	1,029	1,947	949	1,179
Ceylon ... Yds.	14,000	238
Somaliand ... Yds.	20,000	2,000	183	100
Other British Possessions ... Yds.	790	18
TOTAL, BRITISH EMPIRE ... Yds.	147,440	210,162	397,162	436,120	1,158,914	2,233	3,146	5,859	13,871	56,089
Italy ... Yds.
Germany ... Yds.
Egypt ... Yds.
Belgium ... Yds.	6,000	100
Massowah ... Yds.	139,780	1,963
D'jibouti ... Yds.	5,000	100
United States of America ... Yds.
Other Foreign Countries ... Yds.	670	2,300	160	12	26	3
Austria ... Yds.
Holland ... Yds.
TOTAL, FOREIGN COUNTRIES ... Yds.	6,670	141,080	5,160	112	1,989	103
TOTAL, BRITISH EMPIRE AND FOREIGN COUNTRIES ... Yds.	154,110	351,242	397,162	441,280	1,158,914	2,345	5,135	5,859	13,974	56,089
TOTAL OF WHITE (BLEACHED) ... Yds.	4,284,798	5,009,927	9,097,531	5,840,893	6,912,417	58,677	69,762	1,40,703	132,568	226,623

No. 7—continued.

TOTAL QUANTITIES and VALUE of ARTICLES IMPORTED—continued.

ARTICLES, AND COUNTRIES OF CONSIGNMENT.	QUANTITIES.					VALUE.				
	1914-1915.	1915-1916.	1916-1917.	1917-1918.	1918-1919.	£	£	£	£	£
Textile Fabrics—continued.										
<i>Cotton—continued.</i>										
<i>Piece-goods—</i>										
<i>Coloured, printed or dyed—</i>										
<i>Cambries (including Madapolams Mus- lins, Mulls and Jaconets (bvt) (III, O)—</i>										
United Kingdom ... Yds.	170,598	24,210	21,721	20,114	141,171	1,568	311	428	380	3,450
India—Bombay ... Yds.		37,858	120,810	24,418	180,200		312	2,394	621	3,562
Other British Possessions ... Yds.	4,400					67				
TOTAL, BRITISH EMPIRE ... Yds.	174,998	62,068	151,531	44,532	270,371	1,635	623	2,822	1,001	7,012
Djibouti ... Yds.										
Austria ... Yds.										
Italy ... Yds.										
Belgium ... Yds.										
Other Foreign Countries ... Yds.										
TOTAL, FOREIGN COUNTRIES ... Yds.										
TOTAL, BRITISH EMPIRE AND FOREIGN COUNTRIES ... Yds.	174,998	62,068	151,531	44,532	270,371	1,635	623	2,822	1,001	7,012
<i>Chodars (bvt) (III O)—</i>										
United Kingdom ... Yds.	60,838	19,200		18,760	59,760	1,103	385		619	2,845
India—Bombay ... Yds.	547,175	424,400	1,421,752	460,001	2,219,100	7,343	5,345	20,714	15,563	72,745
Calcutta ... Yds.										
Madras ... Yds.										
Cutch ... Yds.										
Malabar Coast ... Yds.										
Straits Settlements ... Yds.										
Suakin and Port Sudan ... Yds.										
Sumalland ... Yds.				10,400						173
Zanzibar and Pemba ... Yds.										
Other British Possessions ... Yds.	2,400	330	2,000		160	40	5	23		21
TOTAL, BRITISH EMPIRE ... Yds.	610,429	443,920	1,423,752	489,161	2,279,020	8,496	5,735	20,737	16,349	75,611
Germany ... Yds.										
Belgium ... Yds.										
Austria ... Yds.										
Holland ... Yds.										
Italy ... Yds.										
Jeddah ... Yds.	2,725									
Hodeidah ... Yds.	2,880									
Arabian Gulf Ports ... Yds.	27,370	17,860				521	344			
Muskat ... Yds.										
Djibouti ... Yds.				6,000						80
Turkey in Asia ... Yds.										
Other Foreign Countries ... Yds.	6,603	1,000	285			183	20	10		
TOTAL, FOREIGN COUNTRIES ... Yds.	30,583	19,460	285	6,000		560	373	10	80	
TOTAL, BRITISH EMPIRE AND FOREIGN COUNTRIES ... Yds.	640,011	463,380	1,424,037	504,161	2,279,020	9,056	6,108	20,747	16,429	75,611
<i>Checks, Spots and Stripes (bvt) (III O)—</i>										
Somalland ... Yds.				14,000						247
United Kingdom ... Yds.	33,323	7,075	47,048	43,402	103,514	480	137	763	650	4,750
India—Bombay ... Yds.	206,280	773,223	434,740	218,075	838,400	3,852	12,231	6,403	5,362	13,634
Egypt ... Yds.				15,189					440	
TOTAL, BRITISH EMPIRE ... Yds.	299,603	780,298	481,788	296,666	637,004	4,332	12,368	7,246	6,899	18,393
Italian East Africa ... Yds.				2,030						80
Belgium ... Yds.	2,500					80				
Other Foreign Countries ... Yds.	1,317		1,300			101		30		
TOTAL, FOREIGN COUNTRIES ... Yds.	3,717		1,300	2,030		181		30	80	
TOTAL, BRITISH EMPIRE AND FOREIGN COUNTRIES ... Yds.	303,320	780,298	483,088	298,696	637,004	4,513	12,368	7,276	6,979	18,393
<i>Dhotis (including lungis (bvt) (III O)—</i>										
Egypt ... Yds.					2,340					410
United Kingdom ... Yds.	615,401	361,231	284,000	241,015	1,044,644	9,668	6,826	3,907	7,121	35,351
India—Madras ... Yds.	2,025					82				
Straits Settlements ... Yds.	11,010	21,175	7,669	1,755		260	517	304	134	
India—Gulf Ports ... Yds.										
Malabar Coast ... Yds.					4,720					208

TOTAL QUANTITIES and VALUE of ARTICLES IMPORTED—continued.

ARTICLES, AND COUNTRIES OF CONSIGNMENT.	QUANTITIES.					VALUE.				
	1914-1915.	1915-1916.	1916-1917.	1917-1918.	1918-1919.	1914-1915.	1915-1916.	1916-1917.	1917-1918.	1918-1919.
Textile Fabrics—continued.						£	£	£	£	£
<i>Cotton—continued.</i>										
<i>Piece-goods—continued.</i>										
<i>Coloured, printed or dyed—continued.</i>										
<i>Dhols (including lumps) (III O)—continued.</i>										
Somaliand ... Yds.			3,500	4,500				88	67	
Zanzibar ...					75,780					2,800
India—Bombay ...	231,480	237,430	688,101	275,320	398,480	3,301	3,330	11,053	7,713	18,947
Other British Possessions ...	2,130	800		2,000		36	27		33	
TOTAL, BRITISH EMPIRE ... Yds.	853,023	630,626	986,188	624,690	1,511,059	13,645	10,751	16,012	15,098	72,946
Germany ... Yds.	7,250					241				
Italian East Africa ...				2,400					60	
Hodeidah ...										
Muskat ...					3,100					132
Turkey in Asia ...										
Djibouti ...	34,390	32,800	24,140	11,000		635	515	234	243	
Austria ...	55,656					1,076				
Italy ...										
Java ...			3,200					133		
France ...										
Belgium ...										
Holland ...		8,750					212			
Arabian Gulf Ports ...	18,040		4,860		3,090	417		159		127
Gaizan ...				1,600					107	
Other Foreign Countries ...	8,523	2,160	2,450	1,400	100	171	93	50	50	3
TOTAL, FOREIGN COUNTRIES ... Yds.	123,979	43,770	34,890	16,400	6,280	2,540	890	635	460	263
TOTAL, BRITISH EMPIRE AND FOREIGN COUNTRIES ... Yds.	976,995	674,396	1,021,078	641,090	1,517,339	16,085	11,770	16,677	15,548	73,209
<i>Drills and Jeans (bvt) (III O)—</i>										
United Kingdom ... Yds.	28,202	50,267	103,689	73,003	107,257	817	1,552	4,196	2,901	8,430
India—Bombay ...	34,816	19,906	425,539	290,110	157,812	441	527	9,073	7,676	5,503
Zanzibar, etc. ...					16,000					600
Other British Possessions ...										
Egypt ...					3,433					207
TOTAL, BRITISH EMPIRE ... Yds.	63,018	70,173	59,228	363,173	274,652	1,258	2,079	13,269	10,669	14,965
United States of America ... Yds.			1,600					100		
Italy ...				10,000					167	
Austria ...										
Mossawa ...			9,000					367		
Djibouti ...				3,000					75	
Other Foreign Countries ...	2,000	4,020				40	71			
TOTAL, FOREIGN COUNTRIES ... Yds.	2,000	4,020	10,600	13,000		40	71	367	242	
TOTAL, BRITISH EMPIRE AND FOREIGN COUNTRIES ... Yds.	65,018	74,193	69,828	376,173	274,652	1,298	2,150	13,636	10,911	14,965
<i>Prints and Cloths (bvt) (III O)—</i>										
United Kingdom ... Yds.	428,593	670,400	1,354,640	1,321,875	1,371,624	6,741	10,108	25,420	28,917	53,036
Somaliand ...				12,000					400	
Straits Settlements ...	15,580	21,308	5,310			290	378	66		
India—Bombay ...	333,300	380,345	391,200	233,393	73,004	5,048	5,729	7,457	6,224	2,040
Calcutta ...										
Cutch ...										
Ceylon ...										
Other British Possessions ...	2,000		1,190	1,590		33		23	43	
TOTAL, BRITISH EMPIRE ... Yds.	830,478	1,081,653	1,752,358	1,468,848	1,444,718	12,112	16,213	32,902	35,634	55,976
France ... Yds.										
Egypt, etc. ...										
Mossawah ...					4,378					62
Djibouti and Obokh ...		8,750		52,700			125		910	
Hodeidah ...										
Italy ...										
Jeddah ...										
Other Foreign Countries ...	18,771	3,760	5,792			222	54	63		
Turkey in Asia ...										
Austria ...										
Dunkali Coast ...										
Arabian Gulf Ports ...	5,200					87				
TOTAL, FOREIGN COUNTRIES ... Yds.	18,271	12,500	5,792	52,700	4,378	309	179	63	910	62
TOTAL, BRITISH EMPIRE AND FOREIGN COUNTRIES ... Yds.	848,449	1,094,153	1,758,150	1,521,548	1,449,097	12,421	16,392	33,055	36,494	60,068

TOTAL QUANTITIES and VALUE of ARTICLES IMPORTED—continued.

ARTICLES, AND COUNTRIES OF CONSIGNMENT.	QUANTITIES.					VALUE.				
	1914-1915.	1915-1916.	1916-1917.	1917-1918.	1918-1919.	1914-1915.	1915-1916.	1916-1917.	1917-1918.	1918-1919.
<i>Textile Fabrics—continued.</i> <i>Cotton—continued.</i> <i>Piece-goods—continued.</i> <i>Coloured, printed or dyed—continued.</i> <i>Saris and Scarves (bvt) (III O)—</i>						£	£	£	£	£
United Kingdom Yds.	811,216	152,000	162,300	168,700	277,590	6,394	3,064	3,733	6,320	11,520
India—Bombay "	559,150	894,123	1,131,056	816,070	850,230	6,851	10,325	21,140	15,593	30,409
Other British Possessions "	620	548	8	14
TOTAL, BRITISH EMPIRE ... Yds.	870,986	546,723	1,293,356	865,318	1,127,820	15,253	9,419	24,873	21,927	41,929
Austria Yds.	8,180	231
Hodeidah "	12,000	80
Djibouti "	7,134	9,420	156	157
Italy "
Holland "
Other Foreign Countries... .. "	1,060	320	2,800	1,200	16	5	64	33
Arabian Gulf Ports "	8,580	137
TOTAL, FOREIGN COUNTRIES ... Yds.	29,820	7,454	2,800	9,420	1,200	484	161	64	157	33
TOTAL, BRITISH EMPIRE AND FOREIGN COUNTRIES Yds.	900,806	554,246	1,296,156	874,738	1,129,020	15,737	9,580	24,937	22,084	41,962
<i>Twills (bvt) (III O)—</i>										
United Kingdom Yds.	8,031	9,016	9,080	86	287	474
Bombay "	3,300	4,200	122	135
Egypt "	16,000	830
TOTAL, BRITISH EMPIRE ... Yds.	6,331	14,116	25,080	210	422	1,304
Other Foreign Countries Yds.	48	13
TOTAL, FOREIGN COUNTRIES ... Yds.	48	13
TOTAL, BRITISH EMPIRE AND FOREIGN COUNTRIES Yds.	6,311	14,116	25,080	223	422	1,304
<i>Shirtings (bvt) (III O)—</i>										
United Kingdom Yds.	93,959	40,244	109,234	245,064	318,235	1,471	600	2,254	4,631	9,253
India—Bombay "	4,900	50,000	341,952	180,064	8,150	67	655	5,911	3,835	111
Other British Possessions "	800	50	13	2
TOTAL, BRITISH EMPIRE ... Yds.	104,659	91,144	451,176	425,128	321,435	1,551	1,255	8,165	8,466	9,271
Italy Yds.
Other Foreign Countries... .. "	2,000	33
Austria "
TOTAL, FOREIGN COUNTRIES ... Yds.	2,000	33
TOTAL, BRITISH EMPIRE AND FOREIGN COUNTRIES Yds.	106,659	91,144	451,176	425,128	321,435	1,584	1,255	8,165	8,466	9,271
<i>Unspecified description (bvt) (III O)—</i>										
United Kingdom Yds.	445,333	849,828	391,101	1,150,000	2,548,117	6,143	5,519	10,350	35,449	101,788
Zanzibar and Pemba "	2,000	67
Straits Settlements "	26,985	51,235	90,165	9,197	492	1,262	1,743	251
India—Bombay "	966,155	2,284,182	5,057,593	4,591,441	6,003,627	14,438	31,444	65,366	112,304	213,791
Calcutta "	4,800	80
Cutch "
Malabar Coast "
Somaland "	3,120	25,020	1,960	87	507	112
Egypt "	49,573	47,820	1,733	2,798
Other British Possessions "	1,945	490	940	66	7	28
TOTAL, BRITISH EMPIRE ... Yds.	1,445,118	2,684,725	5,541,979	5,829,281	9,558,524	21,219	38,332	97,628	150,266	318,646
Austria Yds.	56,550	15,000	1120	683	180	185
Germany "	33,800	254
Italy "	17,420	106,840	239	1,274
Mosowah "	10,000	333
Independent Somali Ports "	6,500	163
Jeddah "	16,500	460
Hodeidah "	7,000	5,000	120	100
Arabian Gulf Ports "	79,310	109,806	117,360	63,600	49,000	1,709	2,319	2,621	1,745	1,511
Muskat "	3,300	4,000	113	187
Belgium "
Gaizan "	3,500	68,412	22,600	68	1,402	713
Djibouti "	18,970	60,253	54,400	3,53,000	310	1,871	1,106	14,087
Egypt, etc. "	1,153	132

TOTAL QUANTITIES and VALUE of ARTICLES IMPORTED—continued.

ARTICLES, AND COUNTRIES OF CONSIGNMENT.	QUANTITIES.					VALUE.				
	1914-1915.	1915-1916.	1916-1917.	1917-1918.	1918-1919.	1914-1915.	1915-1916.	1916-1917.	1917-1918.	1918-1919.
<i>Textile Fabrics—continued.</i>						£	£	£	£	£
<i>Cotton—continued.</i>										
<i>Piece-goods—continued.</i>										
<i>Coloured, printed or dyed—continued.</i>										
<i>Unspecified description (bvi) (III O)—continued.</i>										
Mokha										
Japan	7,734		6,328			124		138		
Holland	3,210					123				
Other Foreign Countries ...	8,650	2,143	2,620	3,190		190	45	43	116	
Switzerland	16,560		17,320			200		230		
TOTAL, FOREIGN COUNTRIES ... Yds.	228,187	263,759	227,600	101,102	400,900	3,649	4,248	5,059	4,022	17,391
TOTAL, BRITISH EMPIRE AND FOREIGN COUNTRIES ... Yds.	1,068,305	2,043,434	5,780,579	6,020,363	10,019,424	24,868	42,430	1,02,535	154,838	335,937
TOTAL OF COLOURED, PRINTED OR DYED. Yds.	5,094,489	6,726,862	12,910,801	10,554,495	17,922,336	87,780	1,02,536	2,30,123	273,277	634,901
<i>Wools of all Descriptions—</i>										
United Kingdom				20,004	19,570				620	850
TOTAL, BRITISH EMPIRE ... Yds.				20,004	19,570				620	850
Other Foreign Countries ... Yds.										
TOTAL, FOREIGN COUNTRIES ... Yds.										
TOTAL, BRITISH EMPIRE AND FOREIGN COUNTRIES ... Yds.				20,004	19,570				620	850
<i>Rops (b vii) (III O)—</i>										
India—Bombay	3,663	4,936	9,906	4,424	7,952	143	139	254	151	389
United Kingdom										
Other British Possessions ...		234					4			
TOTAL, BRITISH EMPIRE ... Lbs.	3,663	5,180	9,906	4,424	7,952	143	140	254	151	389
United States of America ...										
Other Foreign Countries ...			113					3		
TOTAL, FOREIGN COUNTRIES ... Lbs.			113					3		
TOTAL, BRITISH EMPIRE AND FOREIGN COUNTRIES ... Lbs.	3,663	5,180	10,118	4,424	7,952	143	140	257	151	389
<i>Thread Sewing (b viii) (III O)—</i>										
United Kingdom	5,162	15,045	21,666	11,955	45,501	326	1,137	2,633	1,217	6,725
India—Bombay	14,506	22,713	37,204	3,317	24,168	749	1,142	2,181	638	2,339
Other British Possessions ...	180	4	80	280	15	7	1	7	16	5
TOTAL, BRITISH EMPIRE ... Lbs.	19,847	37,762	59,060	20,552	69,674	1,082	2,280	4,821	1,871	9,069
Arabian Gulf Ports			672		1,760			125		107
Austria	2,750					198				
Belgium										
Other Foreign Countries ...	1,176	420	336	800	893	77	19	46	53	74
TOTAL, FOREIGN COUNTRIES ... Lbs.	3,926	420	1,008	800	2,648	275	19	171	53	241
TOTAL, BRITISH EMPIRE AND FOREIGN COUNTRIES ... Lbs.	23,773	38,182	60,068	21,352	72,320	1,357	2,299	4,992	1,924	9,310
<i>Cotton—</i>										
<i>Wools in the piece (b ix) (III O)—</i>										
Bombay		3,606	5,104	2,706	2,601		122	151	127	166
United Kingdom	2,294	4,626	5,049	2,466	5,074	69	152	179	173	222
Other British Possessions ...	1,658					55				
TOTAL, BRITISH EMPIRE ... Yds.	3,952	8,232	10,153	5,172	7,675	144	274	330	300	448
Japan		2,193					70			
Other Foreign Countries ...	1,911		200			47		7		
TOTAL, FOREIGN COUNTRIES ... Yds.	1,911	2,193	200			47	70	7		
TOTAL, BRITISH EMPIRE AND FOREIGN COUNTRIES ... Yds.	5,863	10,425	10,353	5,172	7,675	191	344	337	300	448
<i>Others sorts of manufactures (b x) (III O)—</i>										
United Kingdom	10,351	3,259	4,631	25,618	18,255	634	144	274	1,144	1,166
Smallland			67,587					2,355		
India—Bombay	32,334	52,825		97,617	34,705	1,402	2,133		3,637	1,865
Straits Settlements										
Other British Possessions ...	440	1,350	894	242	62	20	53	30	34	5
TOTAL, BRITISH EMPIRE ... Lbs.	43,165	57,434	73,142	123,477	63,022	2,056	2,330	2,659	4,815	3,066
D'jibouti										
Austria										
France										
Germany										
Belgium	4,320					96				
Italy				1,100						
Holland	2,400					80			67	

TOTAL QUANTITIES and VALUE of ARTICLES IMPORTED—continued.

ARTICLES AND COUNTRIES OF CONSIGNMENT.	QUANTITIES.					VALUE.				
	1914-1915.	1915-1916.	1916-1917.	1917-1918.	1918-1919.	1914-1915.	1915-1916.	1916-1917.	1917-1918.	1918-1919.
Textile Fabrics—continued.						£	£	£	£	£
<i>Other sorts of manufactures (b X) (III O)</i> —continued.										
Jeddah Lbs
Japan	83,843	1,122
Other Foreign Countries	6,952	1,597	1,546	476	1,038	1 93	80	49	12	20
Egypt, etc.
TOTAL, FOREIGN COUNTRIES ... Lbs.	18,372	1,597	84,898	1,636	1,038	360	80	1,171	79	20
TOTAL, BRITISH EMPIRE AND FOREIGN COUNTRIES ... Lbs.	56,527	59,031	108,030	125,118	51,080	2,425	2,410	3,890	4,694	3,076
TOTAL, COTTON GOODS, MANUFACTURED INCLUDING TWIST AND YARN ... Value.	637,280	936,979	1,712,336	1,280,705	2,430,130
Flax &c.—										
<i>Flax, Twist and Yarn (a) (III O)—</i>										
Other British Possessions Lbs.
TOTAL
<i>Bags and sacks (b IS) (III O)—</i>										
Bombay No.	1,204	108
Other British Possessions	422	250	11	9
TOTAL, BRITISH EMPIRE ...	422	250	1,204	11	9	108
<i>Canvas (b IS) (III O)—</i>										
United Kingdom Yds.	6,030	600	3,032	202	81	600
India—Bombay	4,230	294
Other British Possessions	30	140	3	23
TOTAL BRITISH EMPIRE ... Yds.	6,030	30	4,370	600	3,032	202	3	307	81	600
Other Foreign Countries... .. Yds.
TOTAL, FOREIGN COUNTRIES ... Yds.
TOTAL, BRITISH EMPIRE AND FOREIGN COUNTRIES ... Yds.	6,030	30	4,370	600	3,032	202	3	307	81	600
<i>Piece-goods (b III) (III O)—</i>										
Other British Possessions Yds.	810	55
TOTAL, BRITISH EMPIRE ... Yds.	810	55
<i>Other sorts (b v) (III O)—</i>										
United Kingdom... .. Lbs	7,274	480
India—Bombay	10,982	1,122	2,491	410	63	174
Other British Possessions	6,183	25	448	126	155	1	30	25
TOTAL, BRITISH EMPIRE ... Lbs.	6,183	18,281	1,670	2,657	155	891	133	199
Italian East Africa Lbs.	4,900	158
France
Austria	3,248	149
Other Foreign Countries	956	1,036	230	25	117	15
TOTAL, FOREIGN COUNTRIES ... Lbs.	4,204	1,036	4,930	174	117	169
TOTAL, BRITISH EMPIRE AND FOREIGN COUNTRIES... Lbs.	10,387	1,036	23,111	1,670	2,657	329	117	1,060	113	199
TOTAL, VALUE OF FLAX (INCLUDING TWIST AND YARN) ... Value.	597	120	1,472	104	990

No. 7—continued.

TOTAL QUANTITIES and VALUE of ARTICLES IMPORTED—continued.

ARTICLES AND COUNTRIES OF CONSIGNMENT.	QUANTITIES.					VALUE.				
	1914-1915.	1915-1916.	1916-1917.	1917-1918.	1918-1919.	1914-1915.	1915-1916.	1916-1917.	1917-1918.	1918-1919.
<i>Textile Fabrics—continued.</i>						£	£	£	£	£
<i>Flax, &c.—continued.</i>										
<i>Haberdashery and Millinery (III O)—</i>										
United Kingdom... .. Value.	80	94	69	509
India—Bombay...	414	228	201	74	394
Other British Possessions	1	57
TOTAL, BRITISH EMPIRE ... Value.	494	322	271	131	903
Germany Value.
Other Foreign Countries	190	61	86	1
China
Austria	286
TOTAL, FOREIGN COUNTRIES ... Value.	422	61	86	1
TOTAL, BRITISH EMPIRE AND FOREIGN COUNTRIES ... Value.	916	383	357	131	904
<i>Raw—</i>										
<i>Hemp (II H)—</i>										
Somaliland Cwt.	88	84	121	101	83	131
Other British Possessions	26	4	20	60	2	48
TOTAL, BRITISH EMPIRE ... Cwt.	114	88	121	20	161	85	131	48
Other Foreign Countries Cwt.	3	3	4	2
Mokha, &c. Cwt.	90	77
TOTAL FOREIGN COUNTRIES ... Cwt.	3	90	3	4	77	2
TOTAL, BRITISH EMPIRE AND FOREIGN COUNTRIES ... Cwt.	117	178	124	20	165	162	133	48
<i>Manufactures (excluding cordage) (III O)—</i>										
Other British Possessions Cwt.	13	83
TOTAL, BRITISH EMPIRE ... Cwt.	13	83
TOTAL, BRITISH EMPIRE AND FOREIGN COUNTRIES ... Cwt.	13	83
<i>Raw—</i>										
<i>Jute (II H)—</i>										
Somaliland Cwt.	448	293	631	606	1,012	434	317	790	823	2,291
Other British Possessions
TOTAL, BRITISH EMPIRE ... Cwt.	448	293	631	606	1,012	434	317	790	823	2,291
Gaizan Cwt.	744	152	806	299
Hodeida
Mocha	913	163	687	105
Other Foreign Countries	104	27	86	24	101	14	57	18
TOTAL, FOREIGN COUNTRIES ... Cwt.	104	940	249	744	176	101	681	162	806	317
TOTAL, BRITISH EMPIRE AND FOREIGN COUNTRIES ... Cwt.	552	1,233	880	1,350	1,188	535	998	952	1,629	2,608
<i>Jute—</i>										
<i>Gunny bags (b ii) (III O)—</i>										
Somaliland Nos.
Ceylon
Zanzibar and Pemba
India—Bombay	72,860	32,400	91,000	694,150	428,200	1,856	2,295	2,011	33,413	23,307
—Calcutta	574,700	1,215,460	438,300	6,000	10,100	10,604	29,634	15,114	174	236
—Karschi
—Madras
Other British Possessions	4,851	850	1,200	800	2,482	44	10	33	1	77
TOTAL, BRITISH EMPIRE ... Nos.	628,401	1,308,716	520,500	697,750	438,782	11,904	31,939	18,168	33,588	23,680
<i>Manufactures cordage (b ii) (III O)—</i>										
Bombay Yds.	423	70
TOTAL, BRITISH EMPIRE ... Yds.	423	70
Other Foreign Countries Yds.
TOTAL, FOREIGN COUNTRIES ... Yds.
TOTAL, BRITISH EMPIRE AND FOREIGN COUNTRIES ... Yds.	423	70

TOTAL QUANTITIES and VALUE of ARTICLES IMPORTED—continued.

ARTICLES, AND COUNTRIES OF CONSIGNMENT.	QUANTITIES.					VALUE.				
	1914-1915.	1915-1916.	1916-1917.	1917-1918.	1918-1919.	1914-1915.	1915-1916.	1916-1917.	1917-1918.	1918-1919.
Textile Fabrics—continued.										
<i>Jute—continued.</i>										
<i>Gunny bags (b ii) (III O)—continued.</i>										
Djibouti Nos.		6,200	67,600		6,600		130	2,450		373
Mossowah... .. Nos.	17,805					864				
Independent Somali ports Nos.				4,815	4,980				134	147
Lohla Nos.	18,520					685				
Hodaidah Nos.	33,320					1,072				
Mokha Nos.	71,125	144,800	20,400			2,709	5,605	970		
Arabian Gulf Ports Nos.	19,533	12,610		12,640	2,630	308	218		433	154
Kamaram and Furean Nos.			3,400	3,763				74	163	
Italian East Africa Nos.										
Other Foreign Countries Nos.	7,360	6,054	6,050		1,220	143	95	99		47
Gaizan Nos.			55,870	181,080	57,170			8,161	11,807	3,375
Dankali Coast Nos.	16,930					301				
TOTAL, FOREIGN COUNTRIES ... Nos.	164,308	170,724	153,020	209,298	74,670	5,593	6,048	6,754	12,597	4,096
TOTAL, BRITISH EMPIRE AND FOREIGN COUNTRIES ... Nos.	842,709	1,479,440	733,520	900,048	513,452	17,496	37,937	24,913	49,185	27,606
<i>Gunny cloth (b iii) (III O)—</i>										
United Kingdom Yds.										
India—Calcutta Nos.	37,430	10,600	55,745			745	638	1,327		
Other British Possessions Nos.	200		600		250	3		9		17
TOTAL, BRITISH EMPIRE ... Yds.	37,730	10,600	56,345		250	748	638	1,336		17
<i>Gunny cloth (b iii) (III O)—</i>										
Mossowah Yds.			7,442		10,000			153		233
Other Foreign Countries Yds.										
TOTAL, FOREIGN COUNTRIES ... Yds.			7,442		10,000			153		233
TOTAL, BRITISH EMPIRE AND FOREIGN COUNTRIES ... Yds.			68,787		10,250			1,519		250
<i>Rope and Twine (b iv) (III O)—</i>										
United Kingdom... .. Cwt.	53			9		136			107	
Somaliand Cwt.	73		45			84		129		
India—Bombay Cwt.		69	356	113	1,445		208	708	446	6,130
—Calcutta... .. Cwt.	435	448				602	889			
Other British Possessions Cwt.	30	21	19		18	52	66	42		74
TOTAL, BRITISH EMPIRE ... Cwt.	590	535	419	122	1,463	1,164	1,163	870	553	6,234
Independent Somali Ports Cwt.					36					107
Other Foreign Countries Cwt.	4	7	16		2	7	6	23		2
TOTAL, FOREIGN COUNTRIES ... Cwt.	4	7	16		38	7	6	23		109
TOTAL, BRITISH EMPIRE AND FOREIGN COUNTRIES ... Cwt.	594	542	435	122	1,491	1,171	1,169	893	553	6,343
<i>Other kinds (b v) (III O)—</i>										
Other British Possessions Cwt.	2	23		3	2	7	43		3	9
TOTAL, BRITISH EMPIRE ... Cwt.	2	23		3	2	7	43		3	9
Egypt Cwt.										
Germany Cwt.						50			3	
Other Foreign Countries Cwt.	6					87				
Holland Cwt.	21									
TOTAL, FOREIGN COUNTRIES ... Cwt.	27				3	137			3	
TOTAL, BRITISH EMPIRE AND FOREIGN COUNTRIES ... Cwt.	29	23		3	2	144	43		6	9
TOTAL, VALUE OF JUTE INCLUDING RAW ... Value.						19,559	39,932	28,285	45,370	33,924
RAW—										
<i>Silk (IIE)—</i>										
Calcutta Lbs.										
India—Bombay Lbs.	2,809	712	317	1,660	11,282	580	228	153	500	6,327
Other British Possessions Lbs.			8					1		
TOTAL, BRITISH EMPIRE ... Lbs.	2,809	712	325	1,660	11,282	580	228	154	500	6,327

TOTAL QUANTITIES and VALUE of ARTICLES IMPORTED—continued.

ARTICLES, AND COUNTRIES OF CONSIGNMENT.	QUANTITIES.					VALUE.				
	1914-1915.	1915-1916.	1916-1917.	1917-1918.	1918-1919.	1914-1915.	1915-1916.	1916-1917.	1917-1918.	1918-1919.
Textile Fabrics—continued.										
RAW—continued.										
Silk (II, H)—continued.										
Djibouti ... Lbs.				600					67	
Egypt, etc. ...		160					138			
Italy ...										
China ...	336					200				
Hodeidah ...										
Other Foreign Countries ...	13	128			200	13	43			47
TOTAL, FOREIGN COUNTRIES ... Lbs.	340	288		600	200	213	176		67	47
TOTAL, BRITISH EMPIRE AND FOREIGN COUNTRIES ... Lbs.	3,158	1,000	320	2,230	11,433	763	404	163	667	6,374
Silk, Yarn, Nests and Wraps (a) (III, O)—										
Bombay ... Lbs.					779					430
TOTAL, BRITISH EMPIRE ... Lbs.					779					430
TOTAL, BRITISH EMPIRE AND FOREIGN COUNTRIES ... Lbs.					779					430
Silk—										
<i>Goods of silk mixed with other materials (b) (III, O)—</i>										
Egypt, etc. ... Yds.				16,368					850	
United Kingdom ...	2,564	2,616	1,883	2,166	12,004	144	84	95	201	537
Zanzibar ...										
India—Bombay ...	2,060		16,136	7,036	42,150	122		603	543	2,130
Other British Possessions ...		1,400	2,000	2,000			39	33	58	
TOTAL, BRITISH EMPIRE ... Yds.	6,684	4,106	20,019	28,560	54,154	267	123	621	1,647	2,746
China ... Yds.										
Hodeidah ...					1,000					100
Austria ...										
Muscat ...										
France ...			933							
Other Foreign Countries ...	350	800	1,800		400	23	38	37		17
TOTAL, FOREIGN COUNTRIES ... Yds.	350	813	2,733		1,400	23	38	147		117
TOTAL, BRITISH EMPIRE AND FOREIGN COUNTRIES ... Yds.	6,004	4,919	22,751	28,560	55,554	290	161	668	1,647	2,863
Piece-goods (b) (III, O)—										
Egypt, etc. ... Yds.					2,205					233
United Kingdom ...	9,529	6,272	1,701	5,032	2,024	415	316	175	330	405
Straits Settlements ...	2,060	2,060	11,008	1,494		137	127	943	140	
India—Bombay ...	24,330	27,520	27,422	40,126	118,064	2,351	2,007	1,644	2,753	10,223
Other British Possessions ...	160		19	100		17		3	18	
Gibraltar ...		1,000								
India—Calcutta ...	2,800						180			
TOTAL, BRITISH EMPIRE ... Yds.	40,909	36,854	40,201	60,762	122,433	2,807	2,619	2,765	4,741	11,269
Germany ... Yds.	5,221					427				
Austria ...										
Muscat ...	1,410						84			
Arabian Gulf Ports ...				1,650						
France ...	1,935	1,540	7,375			81	101	527		
Egypt ...										
Jeddah ...										
China ...	10,434	16,310	18,372		2,420	283	1,859	1,591		172
Japan ...	12,853	4,322	2,260			847	299	178		
Turkey in Asia ...	1,300					173				
Djibouti ...			705							
Other Foreign Countries ...	1,346	3,140	350	917	1,160	83	123	38	142	107
Comdah and Salf ...										
Italy ...	1,050	1,400				103	125			
Spain ...										
TOTAL, FOREIGN COUNTRIES ... Yds.	31,660	26,662	24,062	2,607	3,570	2,796	2,090	2,707	302	679
TOTAL, BRITISH EMPIRE AND FOREIGN COUNTRIES ... Yds.	64,359	58,716	64,303	60,369	127,003	5,673	4,709	5,472	5,103	11,948

TOTAL QUANTITIES and VALUE of ARTICLES IMPORTED—continued.

ARTICLES, AND COUNTRIES OF CONSIGNMENT,	QUANTITIES.					VALUE.				
	1914-1915.	1915-1916.	1916-1917.	1917-1918.	1918-1919.	1914-1915.	1915-1916.	1916-1917.	1917-1918.	1918-1919.
Textile Fabrics—continued.										
<i>Silk—continued,</i>										
<i>Thread for Sewing (b iii) (III O)—</i>										
India—Bombay Lbs.	790	459	380	373	6,338	310	134	150	173	2,612
Other British Possessions Lbs.	30	...	35	5	...	21
TOTAL, BRITISH EMPIRE ... Lbs.	790	459	415	373	6,338	315	134	171	173	2,512
Egypt Lbs.
Italy Lbs.	800	138
Arabian Gulf Ports Lbs.	848	280
TOTAL, FOREIGN COUNTRIES ... Lbs.	800	848	138	280
TOTAL, BRITISH EMPIRE AND FOREIGN COUNTRIES ... Lbs.	1,600	459	415	373	7,186	448	134	171	173	2,792
<i>Other Sorts (b iv) (III O)—</i>										
Egypt Lbs.	3,045	303
United Kingdom Lbs.	768	1,128	136	373
Straits Settlements Lbs.	1,095	147
India—Bombay Lbs.	304	1,315	281	2,216	985	63	195	73	1,023	430
Other British Possessions Lbs.	191	45	213	23	6	59
TOTAL, BRITISH EMPIRE ... Lbs.	495	1,360	1,589	2,979	5,759	109	201	278	1,159	1,086
France Lbs.
Austria Lbs.
China Lbs.	...	1,058	385
Japan Lbs.	1,254	...	660	101	...	107
Egypt, etc. Lbs.	...	3,319	512
Hodeidah Lbs.
Other Foreign Countries Lbs.	189	12	28	23	...	23	1	10	8	...
Germany Lbs.	250	99
Spain Lbs.
TOTAL, FOREIGN COUNTRIES ... Lbs.	1,703	4,388	694	23	...	607	789	207	8	...
TOTAL, BRITISH EMPIRE AND FOREIGN COUNTRIES ... Lbs.	2,198	5,749	2,283	3,001	5,759	717	990	485	1,167	1,886
TOTAL, VALUE OF SILK (including RAW)	7,029	6,144	7,309	6,667	26,413
Wool—										
<i>Raw—</i>										
<i>Wool (II H)—</i>										
Other British Possessions Lbs.	...	30	40	...	168	...	8	1	...	3
TOTAL, BRITISH EMPIRE ... Lbs.	...	30	40	...	168	...	8	1	...	3
Germany Lbs.
Other Foreign Countries Lbs.
TOTAL, FOREIGN COUNTRIES ... Lbs.
TOTAL, BRITISH EMPIRE AND FOREIGN COUNTRIES ... Lbs.	...	30	40	...	168	...	8	1	...	3
<i>Wool—Yarn and knitting wool (b) (III O)—</i>										
Bombay Lbs.
Other British Possessions Lbs.	574	...	30	...	16	31	...	8	...	5
TOTAL, BRITISH EMPIRE ... Lbs.	574	...	30	...	16	31	...	8	...	5
Germany Lbs.
Other Foreign Countries Lbs.	554	...	300	69	...	20
TOTAL, FOREIGN COUNTRIES ... Lbs.	554	...	300	69	...	20
TOTAL, BRITISH EMPIRE AND FOREIGN COUNTRIES ... Lbs.	1,128	...	300	...	16	100	...	28	...	5

TOTAL QUANTITIES and VALUE of ARTICLES IMPORTED—continued.

ARTICLES, AND COUNTRIES OF CONSIGNMENT.	QUANTITIES.					VALUE.				
	1914-1915.	1915-1916.	1916-1917.	1917-1918.	1918-1919.	1914-1915.	1915-1916.	1916-1917.	1917-1918.	1918-1919.
Textile Fabrics—continued.										
Wool—continued.										
Carpets and Rugs (8 ii) (III. O)—										
United Kingdom ... Lbs.			1,150					109		
Straits Settlements ...										
India—Bombay ...	21,89	11,620	36,939	10,688	29,807.	107	716	2,369	746	2,113
Other British Possessions ...	790	150		391	212	50	11		29	31
Zanzibar and Pemba ...	3,000		721			200		49		
TOTAL, BRITISH EMPIRE ... Lbs.	5,979	11,770	37,810	11,259	29,819	357	778	2,519	773	2,144
Muskat ... Lbs.		1,340	4,629	3,000			81	308	200	
Holland ...										
Italy ...			1,200					80		
Egypt, etc. ...										
Jeddah ...		3,400					227			
Galsan ...			2,630					189		
Hodeidah ...										
Persia ...	17,006	58,385	37,823	26,000		1,120	3,418	2,528	1,733	
Arabian Gulf Ports ...	5,246	6,030	4,365	22,470	12,614	287	378	291	1,498	1,607
Socasswah ...			190					87		
Djibouti ...										
Other Foreign Countries ...	2,312	400	230	512	1,090	195	27	15	35	70
Confidah and Salif ...										
Turkey in Asia ...	5,360	2,380	1,820			610	191	131		
Italian East Africa ...			5,200					387		
TOTAL, FOREIGN COUNTRIES ... Lbs.	29,814	67,895	68,283	61,982	23,874	2,102	4,320	4,006	3,460	1,577
TOTAL, BRITISH EMPIRE AND FOREIGN COUNTRIES ... Lbs.	35,793	79,166	96,796	63,241	53,693	3,519	5,098	6,555	4,238	3,721
Hosiery (8 iii) (III. O)—										
Bombay ... Lbs.					728					160
United Kingdom ...				377	763				65	283
Other British Possessions ...	57	310	431			21	50	60		
TOTAL, BRITISH EMPIRE ... Lbs.	57	310	431	377	1,491	21	60	60	65	443
Piece-goods (8 iv) (III. O)—										
United Kingdom ... Yds.	3,641	2,635	3,146	5,044	5,183	105	212	253	693	698
India—Bombay ...	12,774	6,091	1,900	5,716	1,414	734	831	337	885	608
Other British Possessions ...	200		100			7		33		
Burmah—Other Ports ...										
TOTAL, BRITISH EMPIRE ... Yds.	16,615	8,726	5,236	10,760	6,597	846	1,043	623	1,578	1,304
Germany ... Yds.										
Italy ...										
Other Foreign Countries ...	180					10				
TOTAL, FOREIGN COUNTRIES ... Yds.	180					10				
TOTAL, BRITISH EMPIRE AND FOREIGN COUNTRIES ... Yds.	16,835	8,726	5,236	10,760	6,597	846	1,043	623	1,578	1,304
Shoes (8 v) (III. O)—										
Egypt, Ac. ... Nos.			400					100		
United Kingdom ...										
India—Bombay ...		600					73			
Other British Possessions ...		6	75	15			3	32	7	
TOTAL, BRITISH EMPIRE ... Nos.		606	475	15			76	132	7	
Other Foreign Countries ... Nos.		80					21			
Djibouti ...		500					67			
TOTAL, FOREIGN COUNTRIES ... Nos.		580					88			
TOTAL, BRITISH EMPIRE AND FOREIGN COUNTRIES ... Nos.		1,186	475	15			164	132	7	

TOTAL QUANTITIES and VALUE of ARTICLES IMPORTED—continued.

Table with columns for ARTICLES AND COUNTRIES OF CONSIGNMENT, QUANTITIES (1914-1915 to 1918-1919), and VALUE (£). Rows include categories like Textile Fabrics, Wool, Tobacco, and Manufactured goods, with sub-rows for various countries and regions.

TOTAL QUANTITIES and VALUE of ARTICLES IMPORTED—continued.

ARTICLES, AND COUNTRIES OF CONSIGNMENT.	QUANTITIES.					VALUE.				
	1914-1915.	1915-1916.	1916-1917.	1917-1918.	1918-1919.	1914-1915.	1915-1916.	1916-1917.	1917-1918.	1918-1919.
TOBACCO—continued.										
<i>Manufactured—continued.</i>										
<i>Cigars (a) (L. J.)—continued.</i>										
Philippine Islands ... Lbs.	...	504	168	1,029	187	293	301
Holland	614	448	118	69
Other Foreign Countries	584	1,140	336	648	40	67	30	117
Italy	574	70
TOTAL, FOREIGN COUNTRIES ... Lbs.	1,752	2,092	504	846	1,029	238	273	333	117	301
TOTAL, BRITISH EMPIRE AND FOREIGN COUNTRIES ... Lbs.	7,794	13,288	4,631	2,400	3,257	637	1,214	791	415	674
<i>Cigarettes (b) (L. J.)—</i>										
Zanzibar	1,680	200	67
Egypt, etc.	2,240
Bombay	2,472	48	114	77
United Kingdom	23,161	66,859	258,339	201,929	244,189	2,753	5,958	27,066	28,249	36,527
Mauritius	672	100
Other British Possessions	687	100	993	448	50	63	4	73	27	5
Calcutta	1,456	133
TOTAL, BRITISH EMPIRE ... Lbs.	23,868	66,959	262,141	204,067	244,728	2,836	5,962	27,696	28,343	36,609
Gaizan	1,120	40
Other Foreign Countries	654	492	168	896	224	73	36	28	64	40
TOTAL, FOREIGN COUNTRIES ... Lbs.	654	492	168	896	1,344	73	36	28	64	40
TOTAL, BRITISH EMPIRE AND FOREIGN COUNTRIES ... Lbs.	24,522	67,451	262,809	204,963	246,072	2,909	6,098	27,714	28,397	37,049
<i>Other Sorts (c) (L. J.)—</i>										
Madras
India—Bombay	29,768	82,790	108,184	7,687	12,168	2,489	3,255	9,353	202	504
India—Calcutta	28,224	300
Other British Possessions	6,211	26,238	5,196	510	7	61	97	67	21	1
United Kingdom	1,228	6,916	3,040	37,474	28,071	67	110	73	5,168	3,693
Karachi
TOTAL, BRITISH EMPIRE ... Lbs.	37,195	65,944	139,654	45,851	40,236	2,637	3,462	9,793	5,411	4,200
United States of America ... Lbs.	3,520	3,332	2,036	163	269	167
Italy
Other Foreign Countries	168	308	112	303	2	7	3	20
TOTAL, FOREIGN COUNTRIES ... Lbs.	3,688	3,640	2,036	112	303	165	276	167	3	20
TOTAL, BRITISH EMPIRE AND FOREIGN COUNTRIES ... Lbs.	40,883	69,584	141,690	45,963	40,539	2,822	3,738	9,960	5,414	4,220
TOTAL, TOBACCO ... Lbs.	9,894,355	8,986,442	9,080,474	10,608,204	10,817,270	151,533	1,44,004	192,680	315,702	332,782
Toilet requisites (not specified elsewhere) (III F.)										
United Kingdom Value.	110	332	524	1,160	2,195
Bombay	185	334	421	652	1,494
Other British Possessions	22	3	1
TOTAL, BRITISH EMPIRE ... Value	295	666	967	1,814	3,690
United States Value.	176
Persia
Egypt
Other Foreign Countries	129	53	129	13	47
Germany	69
TOTAL, FOREIGN COUNTRIES ... Value.	198	53	129	191	47
TOTAL, BRITISH EMPIRE AND FOREIGN COUNTRIES ... Value.	493	719	1,096	2,015	3,737

TOTAL QUANTITIES and VALUE of ARTICLES IMPORTED—continued.

ARTICLES, AND COUNTRIES OF CONSIGNMENT.	QUANTITIES.					VALUE.				
	1914-1915.	1915-1916.	1916-1917.	1917-1918.	1918-1919.	1914-1915.	1915-1916.	1916-1917.	1917-1918.	1918-1919.
Toys and requisites for Games and Sports including fishing tackle—										
<i>Toys (a) (III. P.)—</i>										
United Kingdom Value.	269	351	124	254	145
Bombay Value.	103	201	117	...	173
Other British Possessions Value.	3	1	61	...
TOTAL, BRITISH EMPIRE ... Value.	461	554	242	325	318
Japan Value.
Germany Value.
Other Foreign Countries Value.	205	103	6
TOTAL, FOREIGN COUNTRIES ... Value.	205	103	6
TOTAL, BRITISH EMPIRE AND FOREIGN COUNTRIES ... Value.	666	656	247	325	318
Requisites for Games and Sports (excluding fire-arms, etc.) (b).										
<i>Playing cards (i) (III. O.)—</i>										
India—Bombay Value.	352	330	241	545
United Kingdom Value.	77	...	109
Other British Possessions Value.	64	33	...	33	48
TOTAL, BRITISH EMPIRE ... Value.	141	385	349	273	593
Austria Value.	79
Italy Value.	73
France Value.
Other Foreign Countries Value.	20	...	45
TOTAL, FOREIGN COUNTRIES ... Value.	99	73	45
TOTAL, BRITISH EMPIRE AND FOREIGN COUNTRIES ... Value.	240	458	393	273	593
<i>Other Sports (ii) (III. O.)—</i>										
Zanzibar Value.	81
United Kingdom Value.	98	172	110	443	235
India—Bombay Value.	70	76	...	80	45
Other British Possessions Value.	3	1	54
TOTAL, BRITISH EMPIRE ... Value.	171	249	164	523	361
Germany Value.
Other Foreign Countries Value.	5	13	13	40	13
TOTAL, FOREIGN COUNTRIES ... Value.	5	13	13	40	13
TOTAL, BRITISH EMPIRE AND FOREIGN COUNTRIES ... Value.	176	261	177	563	374
Umbrellas and Umbrella fittings—										
<i>Umbrellas complete including parasols and Sunshades (a) (III. P.)</i>										
India—Bombay Nos.	5,476	3,080	3,880	3,225	5,083	404	259	385	403	772
Other British Possessions Nos.	72	540	108	...	283	8	42	14	...	65
TOTAL, BRITISH EMPIRE ... Nos.	5,548	3,620	3,988	3,225	5,366	412	301	399	403	837
Austria Nos.	5,835	402
Greece Nos.	4,176	1,336	275	35
Other Foreign Countries Nos.	1,338	388	403	83	30	39
Italy Nos.	...	1,300	83
TOTAL, FOREIGN COUNTRIES ... Nos.	11,339	2,724	403	860	198	29
TOTAL, BRITISH EMPIRE AND FOREIGN COUNTRIES ... Nos.	16,887	7,224	4,391	3,225	5,861	1,272	499	378	403	837
Wax of all kinds, other than paraffin wax (excluding Candles) (II. G.)—										
United Kingdom Cwt.	35	213
Siakin, etc. Cwt.	10	67
Other British Possessions Cwt.	6	40	28	...	4	24	9	16	...	12
TOTAL, BRITISH EMPIRE ... Cwt.	6	40	38	...	39	24	9	83	...	224

TOTAL QUANTITIES and VALUE of ARTICLES IMPORTED—continued.

ARTICLES, AND COUNTRIES OF CONSIGNMENT.	QUANTITIES.					VALUE.				
	1914-1915.	1915-1916.	1916-1917.	1917-1918.	1918-1919.	1914-1915.	1915-1916.	1916-1917.	1917-1918.	1918-1919.
Wax of all kinds, other than Paraffin wax (excluding Candles) (II. G.)—continued.						£	£	£	£	£
Germany Cwt.			206					1,075		
Mosawah	251	29				1,519	83			
Egypt, etc.		20					67			
Mocha										
Djibouti	1,026	380	1,073	4,337	1,150	8,021	2,754	6,165	33,410	7,073
France										
Other Foreign Countries	15	19	1	5	2	63	68	6	27	4
Jeddah										
Confidah, etc.	6					69				
TOTAL, FOREIGN COUNTRIES ... Cwt.	1,298	441	1,340	4,342	1,153	9,667	2,973	7,246	33,437	7,077
TOTAL, BRITISH EMPIRE AND FOREIGN COUNTRIES ... Cwt.	1,804	491	1,376	4,342	1,181	9,691	2,981	7,329	33,437	7,301
Wood and Timber—										
<i>Timber other than Railway Sleepers—</i>										
<i>Deal and pine wood (a) (II. I.)—</i>										
Calcutta C. Tons.			19					135		
Straits Settlements										
United Kingdom	81	16	40		6	438	166	772		73
Bombay			143					1,332		
Other British Possessions		3	1	1	6		58	5	20	24
TOTAL, BRITISH EMPIRE ... C. Tons.	81	19	213	1	12	433	224	2,144	20	102
Austria C. Tons.	106					370				
Other Foreign Countries	24					47				
United States... ..		33					203			
TOTAL, FOREIGN COUNTRIES ... C. Tons.	130	33				417	203			
TOTAL, BRITISH EMPIRE AND FOREIGN COUNTRIES ... C. Tons.	211	51	213	1	12	855	427	2,144	20	102
<i>Jarrah wood (b) (II. I.)—</i>										
Bombay C. Tons.										
Other British Possessions										
TOTAL, BRITISH EMPIRE ... C. Tons.										
Other Foreign Countries C. Tons.										
TOTAL, FOREIGN COUNTRIES ... C. Tons.										
TOTAL, BRITISH EMPIRE AND FOREIGN COUNTRIES ... C. Tons.										
<i>Teak wood (c) (II. I.)—</i>										
United Kingdom... .. C. Tons.			5					177		
Cutch, etc.										
Straits Settlements										
India—Bombay	15	68	40	5	10	263	718	504	106	299
Other British Possessions										
Calcutta										
TOTAL, BRITISH EMPIRE ... C. Tons.	15	68	45	5	10	263	718	681	106	299
Tonkin C. Tons.					6					67
Other Foreign Countries	2				1	41				13
TOTAL, FOREIGN COUNTRIES ... C. Tons.	2				7	41				80
TOTAL, BRITISH EMPIRE AND FOREIGN COUNTRIES ... C. Tons.	17	68	45	5	16 1/2	304	718	681	106	369
<i>Other Timber (d) (II. I.)—</i>										
Egypt C. Tons.										
Somaliand		81	55	31	46				77	303
United Kingdom	23	30	44				162	165	104	
Perim			32			150	218	258		
Zanzibar and Pemba	350		743					101		
Straits Settlements	741	63			112	611		3,796		1,215
India—Bombay		105	40	50	88	3,340	350			
India—Calcutta			64				687	923	2,077	1,400
India—Malabar Coast	159		108	120	25			287		
India—Cutch	126					739		1,079	865	655
Madras other Ports				85		1,136			630	
Other British Possessions	36	29		10	15	47	64		41	113
TOTAL, BRITISH EMPIRE ... C. Tons.	1,438	308	1,085	306	280	6,063	1,381	6,009	6,744	3,751

No. 7—continued.

TOTAL QUANTITIES and VALUE of ARTICLES IMPORTED—continued.

ARTICLES, AND COUNTRIES OF CONSIGNMENT.	QUANTITIES.					VALUE.				
	1914-1915.	1915-1916.	1916-1917.	1917-1918.	1918-1919.	1914-1915.	1915-1916.	1916-1917.	1917-1918.	1918-1919.
Wood and Timber—continued.										
<i>Other Timber (d) (II. I.)—continued.</i>										
Tonkin C. Tons.					46					431
Djibouti "		21	88				88	99		
Austria "	378					1,290				
Italy "		27					127			
Arabian Gulf Ports "	210	723	156	153	53	1,121	2,189	606	2,192	702
United States "										
Independent Somali Ports "	184	594	1,083	818	677	517	921	3,098	538	3,123
Sweden "		15					85			
Other Foreign Countries "	30	41	16	15	7	85	62	87	72	20
Kauaran and Fursan "		20					101			
TOTAL, FOREIGN COUNTRIES ... C. Tons.	817	1,436	1,293	436	981	3,022	3,678	3,890	2,847	4,381
TOTAL, BRITISH EMPIRE AND FOREIGN COUNTRIES ... C. Tons.	2,255	1,744	2,378	794	1,263	9,084	4,959	9,939	7,691	8,032
Wood—										
<i>Firewood (a) (II. I.)</i>										
Somaliand Tons.	133	627	473	206	577	123	420	893	216	745
Other British Possessions "	16		12			11		13		
TOTAL, BRITISH EMPIRE ... Tons.	199	627	485	206	577	133	420	906	216	745
Independent Somali Ports Tons.	1,014	2,294	4,050	3,734	1,808	634	1,447	3,542	3,510	2,222
Mokha "	625	223				420	148			
Arabian Gulf Ports "	654	1,161	1,393	392	333	497	776	950	408	419
Other Foreign Countries "	28	53	70	9	28	20	35	46	17	44
TOTAL, FOREIGN COUNTRIES ... Tons.	2,321	3,731	5,419	4,135	2,267	1,561	2,406	4,538	4,026	2,635
TOTAL, BRITISH EMPIRE AND FOREIGN COUNTRIES ... Tons.	2,520	4,358	5,903	4,341	2,844	1,694	2,826	4,949	4,241	3,430
<i>Ebony (b) (II. I.)—</i>										
Other British Possessions Value.						2				
TOTAL, BRITISH EMPIRE ... Value.						2				
<i>Ornamental Wood Sandal (b ii) (II. I.)—</i>										
India—Bombay Value						542	1,050	801	241	755
Other British Possessions "							4	13		
TOTAL, BRITISH EMPIRE ... Value.						542	1,054	814	241	760
Other Foreign Countries "								5		
Arabian Gulf Ports "										91
TOTAL, FOREIGN COUNTRIES ... Value.								5		91
TOTAL, BRITISH EMPIRE AND FOREIGN COUNTRIES ... Value.						542	1,054	819	241	847
<i>Other kinds (b iii) (II. I.)—</i>										
United Kingdom Value.										
Somaliand "										
Other British Possessions "										
Bombay "										
TOTAL, BRITISH EMPIRE ... Value.										
German East Africa Value.										
Independent Somali Ports "										
Other Foreign Countries "										
TOTAL, FOREIGN COUNTRIES ... Value.										
TOTAL, BRITISH EMPIRE AND FOREIGN COUNTRIES ... Value.										

TOTAL QUANTITIES and VALUE of ARTICLES IMPORTED—continued.

ARTICLES, AND COUNTRIES OF CONSIGNMENT.	QUANTITIES.					VALUE.				
	1914-1915.	1915-1916.	1916-1917.	1917-1918.	1918-1919.	1914-1915.	1915-1916.	1916-1917.	1917-1918.	1918-1919.
Wood—continued.						£	£	£	£	£
<i>Manufactures of wood, other than furniture and Cabinetwork (c) (II, I)—</i>										
United Kingdom ... Value.						88	89	174		120
India—Bombay						125	113	128		138
—Malabar Coast										
Other British Possessions						95	45	38	115	20
TOTAL, BRITISH EMPIRE ... Value.						307	240	339	115	281
Italy									100	
Egypt, etc.										
France										
Other Foreign Countries						252	46	31	4	3
TOTAL, FOREIGN COUNTRIES ... Value.						252	46	31	4	3
TOTAL, BRITISH EMPIRE AND FOREIGN COUNTRIES ... Value.						559	286	370	119	284
TOTAL VALUE OF WOOD AND WOOD MANUFACTURES ... Value.						13,040	10,268	18,955	13,418	13,074
Articles imported by post (IV)—										
British Somaliland									97	
Egypt								1,718	872	481
United Kingdom						9,650	8,536	6,978	1,376	289
Gibraltar							110			
Malta										
Zanzibar						177	208	340	145	163
Straits Settlements						831	1,763	1,833	433	
Australia						174	130	133	2,816	
India—Bombay						3,523	23,136	20,653	105,076	31,984
Other British Possessions						31	26	83	81	22
TOTAL, BRITISH EMPIRE ... Value.						34,288	33,031	31,777	110,676	32,929
Italian East Africa									257	
France										
Italy						2,401	672	265		
Spain										
Egypt						410	1,267			
China						448	472	235	240	
Japan								285		
Djibouti										
Mossawah										
Portuguese East Africa										
Madagascar								95		
German East Africa										
Other Foreign Countries						168	193	105	75	20
TOTAL, FOREIGN COUNTRIES ... Value.						3,421	2,603	975	573	28
TOTAL, BRITISH EMPIRE AND FOREIGN COUNTRIES ... Value.						37,709	35,634	32,752	111,249	33,057
All other Articles of Merchandise—										
<i>Unmanufactured (II, J)—</i>										
United Kingdom ... Value.										
British Somaliland										
Bombay—India									224	
Gulf of Cutch									101	1,241
Other British Possessions										83
TOTAL, BRITISH EMPIRE ... Value.						77	43	69	13	77
Gaizan										
Hodeida								107		246
Independent Somali Ports										
Djibouti								94	71	
Dunakil Ports						111				810
Mocha and Adjacent Ports						455	404	301	187	
Arabian Gulf Ports						60	128			
Kamaran						180	86	252		89
Other Foreign Countries						89	141	15	68	68
TOTAL, FOREIGN COUNTRIES ... Value.						803	760	769	326	743
TOTAL, BRITISH EMPIRE AND FOREIGN COUNTRIES ... Value.						38,512	36,394	33,521	114,575	33,800

No. 7—continued.

TOTAL QUANTITIES and VALUE of ARTICLES IMPORTED—continued.

ARTICLES, AND COUNTRIES OF CONSIGNMENT.	QUANTITIES.					VALUE.				
	1914-1915.	1915-1916.	1916-1917.	1917-1918.	1918-1919.	1914-1915.	1915-1916.	1916-1917.	1917-1918.	1918-1919.
All other Articles—						£	£	£	£	£
<i>Manufactured (III P)—</i>										
United Kingdom						119	131	100	122	397
British Somaliland						163	320	74		79
Straits Settlements						111				
Egypt, etc.										57
Zanzibar and Pemba										
Bombay—India						78	110	135	138	203
Calcutta—										
Malta						138				
Gulf of Ootch										
Other British Possessions						4	46	8	29	
TOTAL, BRITISH EMPIRE ..Value.						613	607	312	289	766
Gaizan								633	465	1,710
Germany										
Austria						424				
Italy										
Egypt										
Japan										
China										
Mosawah							80			
Djibouti							103			
Turkey in Asia										
Konfidah										
Hodeida						893				
Assab						163				
Dunakil Ports										
Mocha and Adjacent Ports						263	837	352		
Arabian Gulf Ports*						163	354	668	105	254
Kamaran										
Iohia						85				
Other Foreign Countries						151	150	110	42	27
TOTAL, FOREIGN COUNTRIES ..Value.						2,147	1,624	1,763	619	2,030
TOTAL, BRITISH EMPIRE AND FOREIGN COUNTRIES ..Value.						2,760	2,231	2,075	901	2,796
Grand Total, Value of Merchandise Imported (exclusive of Stores)—										
<i>British East Africa</i> ..Value.									154	
Egypt								44,870	41,617	54,711
Natal							9,900	18,436	31,435	225,183
United Kingdom						400,123	400,758	540,324	359,665	650,703
Snakin, etc.						10,955	10,523	1,053	151	
Malta						838	1,172	290		
Somaliland						175,506	229,338	293,278	216,061	235,332
Zanzibar and Pemba						25,359	24,096	83,676	66,350	264,659
Mauritius and Dependencies						4,904	5,153	418		
Perim						1,910	6,352	1,703	1,166	503
Ceylon						11,796	3,219	1,328	1,377	8,360
Straits Settlements						21,346	18,719	25,030	5,952	1,492
Australia						192	140	207	2,846	1
India—Bombay						729,623	923,239	2,053,146	2,091,213	2,773,374
—Calcutta						135,601	120,002	169,838	43,385	546
—Karachi						150,951	64,786	66,450	6,022	18,117
—Madras						338	400	149		
—Madras, Other Ports						153	452	149	680	
—Malabar Coast						4,805	3,473	2,119	2,017	9,858
—Cutch						1,449	1,493			401
—Burmah, Other Ports										
—Burmah, Rangoon						20,174	6,992			
Other British Possessions						15,415			14	34
Gibraltar						257	778	366	451	
Seychelles						668	423	451	200	96
TOTAL, BRITISH EMPIRE ..Value.						1,721,778	1,837,107	3,314,368	2,871,578	4,249,496

No. 7—continued.

TOTAL QUANTITIES and VALUE of ARTICLES IMPORTED—continued.

ARTICLES, AND COUNTRIES OF CONSIGNMENT.	QUANTITIES.					VALUE.				
	1914-1915.	1915-1916.	1916-1917.	1917-1918.	1918-1919.	1914-1915.	1915-1916.	1916-1917.	1917-1918.	1918-1919.
Grand Total, Value of Merchandise imported (exclusive of Government Stores)—continued.						£	£	£	£	£
Austria	80,016	747	2,300	113	...
France	18,436	21,425	21,419	3,058	2,959
Germany	13,649	69
Belgium	6,355	60
Holland	6,328	708	169
Siam	247
Italy	20,189	14,588	20,309	10,070	3,311
Spain	106	134	203
Tonkin	928
Turkey in Europe	220	1,387
Greece	6,472	5,138	843	214	...
Russia	920
Other Countries in Europe	52
Mozawah	42,109	72,837	17,566	11,487	14,137
Dunkali Coast	29,753	17,717	7,838	9,741	7,332
Independent Somali Ports	50,026	58,754	75,475	57,776	69,819
Portuguese East Africa	130
Italian East Africa	55,904	21,415	45,383	12,979	12,576
German East Africa	578
Mozambique	34,584	41,517	164,911	170,287	171,340
Northern Africa	234
Madagascar	286	613	140	170
Egypt, etc.	7,660	37,380
United States of America	253,754	534,074	229,213	69,246	15,989
Jeddah	5,584	1,632	5,011	...	4,550
Konfidah	7,572
Sweden	1,092	5,465	4,018	...	712
Denmark	145	458	516
Switzerland	200	108	230
Gaiasan	1,683	3,463	248,007	258,293	153,570
Lohia	4,735
Holaidah	65,509	549	433
Islands of Funan, etc.	812	7,498	13,234	6,774	4,958
Arabian Gulf Ports	75,133	63,774	87,789	93,721	139,442
Muskat	6,554	6,328	6,058	4,344	7,336
China	3,841	4,723	6,498	2,980	491
Japan	3,553	5,107	7,146	478	...
Java	12,341	133
Persia	52,541	10,241	25,828	15,039	6,748
Turkey in Asia	13,300	46,083	52,114	27,752	13,577
Russia in Asia (Batoum)
Other Foreign Countries in Asia	144	...
Djibouti	437,142	371,782	474,500	418,603	322,691
Mokha	45,498	269,359	20,987
Sunatra	5,267	3,313	5,066
Other Foreign Countries	15,328	...	58
Philippines	174	293	...	301
Norway	77	201	123
TOTAL, FOREIGN COUNTRIES ... Value.						1,405,874	1,662,932	1,546,248	1,193,192	936,711
TOTAL, BRITISH EMPIRE AND FOREIGN COUNTRIES ... Value.						3,127,652	3,500,030	4,860,608	4,064,759	5,185,209
Treasure—										
Gold—										
Straits Settlements	899	760
Australia	42
Zanzibar	2,166
United Kingdom	250	62
Somaliland	74	...	106
Perim

TOTAL QUANTITIES and VALUE of ARTICLES IMPORTED—continued.

ARTICLES, AND COUNTRIES OF CONSIGNMENT.	QUANTITIES.					VALUE.				
	1914-1915.	1915-1916.	1916-1917.	1917-1918.	1918-1919.	1914-1915.	1915-1916.	1916-1917.	1917-1918.	1918-1919.
<i>Treasure—continued.</i>						£	£	£	£	£
<i>Gold—continued.</i>										
Other British PossessionsValue.							1		32	20
Suskin, etc.Value.						1,803	770	300		
India—BombayValue.								400		
TOTAL, BRITISH EMPIRE ...Value.						2,329	1,794	3,732	32	20
Dunkali PortsValue.										
GaizanValue.							1,200	44,149	43,739	30,651
AustriaValue.						800				
MossawahValue.						9,331	3,758	371		
Egypt, etc.Value.						11,507	4,324	150		
JeddahValue.						16,280		29,643	18,739	
HodaidahValue.						35,447	700			
MokhaValue.							17,915	3,891		
Arabian Gulf PortsValue.						2,611	950	1,402	2,058	2,629
LohiaValue.										
DjiboutiValue.						12,590	6,899			10,000
Italian East AfricaValue.							2,880	60		
ItalyValue.										
Kamran and FusanValue.							4,650		1,083	
KonfidahValue.						100				
Other Foreign CountriesValue.								23		
TOTAL, FOREIGN COUNTRIES ...Value.						87,606	42,474	79,489	65,606	39,279
TOTAL, BRITISH EMPIRE AND FOREIGN COUNTRIES ...Value.						89,935	44,268	83,201	65,637	39,299
<i>Silver—</i>										
EgyptValue.									123	
SuskinValue.							2,998	267		
United KingdomValue.										
SomalilandValue.						7,298	4,444	20,220	39,143	19,377
Zanzibar and PembaValue.						621	1,000	2,079	627	
PerinValue.						792	873	113		
India—BombayValue.						36,528	7,006		89	3,437
Other British PossessionsValue.						20				
India—KarachiValue.						183				
TOTAL, BRITISH EMPIRE ...Value.						45,303	16,409	23,749	29,992	19,764
ItalyValue.								800		
KonfidahValue.										
Turkey in AsiaValue.							63			
DjiboutiValue.						32,708	112,034	80,232	41,255	21,310
MuskatValue.						633	91			
Arabian Gulf PortsValue.						49,790	35,330	60,425	65,289	78,413
MokhaValue.						27,720	53,451	2,110		
HodaidahValue.						46,977				2,717
Islands of FusanValue.							628	1,818	12,302	3,420
AustriaValue.						85,546	829			
MossawahValue.						18,934	1,854	756		200
Dunkali CoastValue.						4,313	274	6,730	1,664	
Independent Somali PortsValue.						933	535	117		160
Italian East AfricaValue.							157	4,550		404
Egypt, etc.Value.						2,330				
MadagascarValue.										267
JeddahValue.						4,046	771		3,456	2,664
GaizanValue.						222	1,806	103,153	113,405	11,701
LohiaValue.						1,561				
Other Foreign CountriesValue.						8	28			
PersiaValue.							67			
TOTAL, FOREIGN COUNTRIES ...Value.						275,519	208,048	328,193	237,470	121,342
TOTAL, BRITISH EMPIRE AND FOREIGN COUNTRIES ...Value.						920,912	224,457	350,942	267,452	141,106
TOTAL VALUE OF PRIVATE TREASURE ...Value.						410,747	208,683	434,143	833,059	180,465
TOTAL VALUE OF PRIVATE MERCHANDISE ...Value.						3,127,652	3,500,039	4,860,806	4,064,758	5,185,209
GRAND TOTAL, PRIVATE MERCHANDISE AND TREASURE ...Value.						3,538,399	3,708,702	5,294,749	4,397,847	5,365,614

TOTAL QUANTITIES and VALUE of ARTICLES EXPORTED.

ARTICLES AND COUNTRIES OF FINAL DESTINATION.	QUANTITIES.					VALUE.				
	1914-1915.	1915-1916.	1916-1917.	1917-1918.	1918-1919.	1914-1915.	1915-1916.	1916-1917.	1917-1918.	1918-1919.
Animals, Living--										
<i>Cattle (excluding Sheep and Goats) (a) (IV)--</i>										
Cutch and Kathiawar ... Nos.					48					153
Other British Possessions ... Nos.	76	84	13	28		63	59	31	25	
Perim ... Nos.		41	44				131	173		
TOTAL, BRITISH EMPIRE ... Nos.	76	125	57	28	48	63	190	104	25	153
Egypt, etc. ... Nos.	20					133				
Other Foreign Countries ... Nos.	1	2				2	4			
TOTAL, FOREIGN COUNTRIES ... Nos.	21	2				135	4			
TOTAL, BRITISH EMPIRE AND FOREIGN COUNTRIES ... Nos.	97	127	57	28	48	198	194	104	25	153
<i>Horses (b) (IV)--</i>										
Zanzibar and Pemba ... Nos.	7					137				
India--Bombay ... Nos.										
Other British Possessions ... Nos.		3	1	2	2		60	17	13	8
TOTAL, BRITISH EMPIRE ... Nos.	7	3	1	2	2	137	60	17	13	8
Arabian Gulf Ports ... Nos.	2					73				
Egypt, etc. ... Nos.										
German East Africa ... Nos.	2					67				
Other Foreign Countries ... Nos.	1	2	1		1	1	27	20		27
TOTAL, FOREIGN COUNTRIES ... Nos.	5	2	1		1	141	27	20		27
TOTAL, BRITISH EMPIRE AND FOREIGN COUNTRIES ... Nos.	12	4	2	2	3	268	87	37	13	35
<i>Sheep and Goats (c) (IV)--</i>										
Perim ... Nos.	561	1,044	773			280	508	412		
Other British Possessions ... Nos.	76	48	16	119	32	19	10	5	7	13
TOTAL, BRITISH EMPIRE ... Nos.	637	1,092	789	119	32	279	518	417	7	13
Egypt, etc. ... Nos.										
Arabian Gulf Ports ... Nos.	954					587				
Other Foreign Countries ... Nos.	10	39	10			5	15	7		
Jeddah ... Nos.										
TOTAL, FOREIGN COUNTRIES ... Nos.	964	39	10			592	15	7		
TOTAL, BRITISH EMPIRE AND FOREIGN COUNTRIES ... Nos.	1,601	1,131	799	119	32	871	533	424	7	13
<i>Other kinds (d) (IV)--</i>										
Somaliand ... Nos.										
Zanzibar and Pemba ... Nos.										
Perim ... Nos.										
Natal ... Nos.										
India--Bombay ... Nos.										
Cutch ... Nos.										
Other British Possessions ... Nos.	25	19	20	27	65	68	34	3	30	65
TOTAL, BRITISH EMPIRE ... Nos.	25	19	20	27	65	68	34	3	30	65

TOTAL QUANTITIES and VALUE of ARTICLES EXPORTED—continued.

ARTICLES, AND COUNTRIES OF FINAL DESTINATION.	QUANTITIES.					VALUE.				
	1914-1915	1915-1916	1916-1917	1917-1918	1918-1919	1914-1915	1915-1916	1916-1917	1917-1918	1918-1919
Animals, Living—continued.						£	£	£	£	£
<i>Other kinds (d) (17)—continued.</i>										
Arabian Gulf Ports ... Nos.	62	46	232	198
German East Africa ... "	39	492
Other Foreign Countries ... "	41	1	8	6	4	89	6	53	31	37
TOTAL, FOREIGN COUNTRIES ... Nos.	142	46	8	6	4	663	204	53	31	37
TOTAL, BRITISH EMPIRE AND FOREIGN COUNTRIES ... Nos.	167	65	28	33	69	931	298	56	61	102
TOTAL, ANIMALS ... Nos.	1,877	1,927	680	82	162	2,268	1,042	711	106	308
Apparel (including drapery, uniforms and accoutrements, but excluding hosiery and boots and shoes) (11A)—										
Egypt ... Value	148	107
Perim ... "	143	118	113	175
United Kingdom ... "	430	238	302	275	1,492
Somaliland ... "	613	149	730	137	226
Zanzibar and Pemba... "	99	97	283
Straits Settlements ... "
Suakin and Port Soudan ... "	111	280	339	367
India—Bombay ... "	169	247	409	171	163
Other British Possessions ... "	213	3	51	29	33
TOTAL, BRITISH EMPIRE ... Value.	1,225	1,039	3,132	1,266	2,663
Cape Town ... Value.
Independent Somali Ports ... "	100
Italy ... "	100	127
Mosawah ... "	79	227
Italian East Africa ... "	142	111	573	411	227
Jeddah ... "	131	513	163	377	294
Hodaidah ... "	230
Arabian Gulf Ports ... "	156
Djibouti and Obokh ... "	109	234	409	934	1,255
United States of America... "	709	1,953	2,937	2,120	1,189
North Africa, etc. ... "	107
Gaizan ... "	89
Kamran and Farsan ... "	631
Other Foreign Countries ... "	363	109
France ... "	263	107	262	84	46
Madagascar ... "	78	117	468	330
TOTAL, FOREIGN COUNTRIES ... Value.	1,633	3,452	4,843	5,584	3,318
TOTAL, BRITISH EMPIRE AND FOREIGN COUNTRIES ... Value.	2,918	4,491	6,975	6,860	5,981

TOTAL QUANTITIES and VALUE of ARTICLES EXPORTED—continued.

ARTICLES, AND COUNTRIES OF FINAL DESTINATION.	QUANTITIES.					VALUE.				
	1914-1915.	1915-1916.	1916-1917.	1917-1918.	1918-1919.	1914-1915.	1915-1916.	1916-1917.	1917-1918.	1918-1919.
Arms, Ammunition, and Military Stores (III, B)—						£	£	£	£	£
Somaliland Value.	115	136
Other British Possessions Value.	86	99	50	4	93
TOTAL, BRITISH EMPIRE ... Value.						201	99	50	140	93
Arabian Gulf Ports Value						373	2,717	1,804	190	113
Djibouti and Obokh Value.	88
Other Foreign Countries Value.	28	63	24	45	83
Mokha Value.	860
TOTAL, FOREIGN COUNTRIES ... Value.						399	2,730	2,658	235	227
TOTAL, BRITISH EMPIRE AND FOREIGN COUNTRIES ... Value.						600	2,879	2,738	375	320
Art, works of (III, P)—										
India—Bombay Value.	248
Other British Possessions Value.	6	33	3	2	22
TOTAL, BRITISH EMPIRE ... Value.						248	33	3	2	22
North Africa, etc. Value.	108
Other Foreign Countries Value.	68	54	71	151	19
TOTAL, FOREIGN COUNTRIES ... Value.						68	162	71	151	19
TOTAL, BRITISH EMPIRE AND FOREIGN COUNTRIES ... Value.						316	195	74	153	41
Books, Printed and Printed matter (not being Stationery), including Maps and Charts (III, P)—										
Bombay Cwt.	11	142
Zanzibar Cwt.	9	70
United Kingdom Cwt.	45	35	81	40	20	697	655	292	215	242
Straits Settlements Cwt.	55	107
Other British Possessions Cwt.	20	20	24	10	7	156	76	123	91	54
British Somaliland Cwt.	13	24	18	40	63	95	121	326
TOTAL, BRITISH EMPIRE ... Cwt.	65	123	129	77	78	653	916	510	497	764
Djibouti and Obokh Cwt.	43	60	85	55	89	382	411	409	304	714
Arabian Gulf Ports Cwt.	5	28	69	110	119	231
Other Foreign Countries Cwt.	30	13	12	21	18	126	56	61	81	115
TOTAL, FOREIGN COUNTRIES ... Cwt.	78	101	166	76	107	618	586	791	385	829
TOTAL, BRITISH EMPIRE AND FOREIGN COUNTRIES ... Cwt.	143	224	295	153	185	1,271	1,502	1,301	882	1,593
Boots and Shoes (III, A)—										
British Somaliland Pairs.	796	1,215	1,074	1,500	63	74	85	122
Zanzibar and Pemba Pairs.	283	167
Other British Possessions Pairs.	1,064	697	1,009	1,044	1,187	113	81	79	79	121
TOTAL, BRITISH EMPIRE ... Pairs.	1,064	1,493	2,207	2,118	2,687	113	99	810	174	432

TOTAL QUANTITIES and VALUE of ARTICLES EXPORTED—continued.

ARTICLES, AND COUNTRIES OF FINAL DESTINATION.	QUANTITIES.					VALUE.				
	1914-1915.	1915-1916.	1916-1917.	1917-1918.	1918-1919.	1914-1915.	1915-1916.	1916-1917.	1917-1918.	1918-1919.
Boots and Shoes (III.A)—continued.										
Gaiwan ... Pairs.					2,250					516
Italian East Africa ... "				852					77	
Moscowah ... "	1,051	1,312	2,079	2,700	2,025	109	240	296	235	220
D'jibouti and Obokh... "	1,005	2,407	0,413	3,930	2,927	150	398	067	607	609
Other Foreign Countries ... "	1,509	554	1,344	619	417	108	62	116	74	56
TOTAL, FOREIGN COUNTRIES ... Pairs.	3,026	4,333	13,436	6,231	7,010	307	700	1,379	1,108	1,401
TOTAL, BRITISH EMPIRE AND FOREIGN COUNTRIES ... Pairs.	4,830	6,026	15,043	10,340	10,236	480	799	1,659	1,367	1,644
Building and Engineering Materials, other than of iron, steel or wood—Bricks (a) (III. P)—										
Other British Possessions ... No.	300		100			7		1		
TOTAL, BRITISH EMPIRE ... No.	300		100			7		1		
Other Foreign Countries ... No.	300				100	2				3
TOTAL, FOREIGN COUNTRIES ... No.	300				100	2				3
TOTAL, BRITISH EMPIRE AND FOREIGN COUNTRIES ... No.	600		100		100	9		1		3
Chalk and Lime (b) (III. P)—										
Other British Possessions ... Cwt.	80			2	1	10			1	2
TOTAL, BRITISH EMPIRE ... Cwt.	80			2	1	10			1	2
Other Foreign Countries ... Cwt.	819	154	2	73		98	19	5	18	
TOTAL, FOREIGN COUNTRIES ... Cwt.	819	154	2	73		98	19	5	18	
TOTAL, BRITISH EMPIRE AND FOREIGN COUNTRIES ... Cwt.	899	154	2	75	1	108	10	5	19	2
Pipes of Earthenware (c) III. P.—										
Other British Possession ... Cwt.					1					3
TOTAL, BRITISH EMPIRE ... Cwt.					1					3
TOTAL, BRITISH EMPIRE AND FOREIGN COUNTRIES ... Cwt.					1					3
Tiles—										
D'jibouti ... Nos.					13,900					667
TOTAL, FOREIGN COUNTRIES ... Nos.					13,900					667
Files (d) (III. P)—										
Other British Possessions ... No.										
Perim ... "	1,584					100				
TOTAL, BRITISH EMPIRE ... Cwt.	1,584					100				
TOTAL, BRITISH EMPIRE AND FOREIGN COUNTRIES ... Cwt.	1,584				13,900	100				677
Other kinds (e) (III. P)—										
Somaliland ... Cwt.			381	622				146	131	
Zanzibar ... "				1,085					455	
Other British Possessions ... "	191	221	41		71	43	51	28		45
TOTAL, BRITISH EMPIRE ... Cwt.	191	221	422	1,707	71	43	51	172	586	45
Other Foreign Countries ... "	409	69	393	72	6	126	30	136	52	22
D'jibouti ... "		690			1,103		361			591
TOTAL, FOREIGN COUNTRIES ... Cwt.	409	759	393	72	1,114	126	391	136	52	613
TOTAL, BRITISH EMPIRE AND FOREIGN COUNTRIES ... Cwt.	600	980	815	1,779	1,185	160	442	308	638	658
Total Value of Buildings and Engineering Materials ... Value.										
						384	481	814	657	1,323
Candles of all kinds (III. P)—										
Suakin and Port Soudan ... Lbs.			5,600					83		
Somaliland ... "	6,425	5,169	7,573		7,530	96	63	177		283
United Kingdom ... "										
Other British Possessions ... "	630	852	804	1,549	950	15	30	22	52	34
TOTAL, BRITISH EMPIRE ... Lbs.	7,055	6,014	14,037	1,540	7,880	111	113	282	52	323

No. 8—continued.

TOTAL QUANTITIES and VALUE of ARTICLES EXPORTED—continued.

ARTICLES, AND COUNTRIES OF FINAL DESTINATION.	QUANTITIES.					VALUE.				
	1914-1915	1915-1916	1916-1917	1917-1918	1918-1919	1914-1915	1915-1916	1916-1917	1917-1918	1918-1919
Candles of all kinds (III. P)—continued.						£	£	£	£	£
Hodeidah ... Lbs.	16,840	291
Arabian Gulf Ports	5,611	184
Italian East Africa	1,703	79
Mossowah ...	9,830	4,734	35,483	19,236	21,952	115	89	767	471	893
D'Jibouti and Obokh ...	117,760	24,802	36,096	62,624	44,802	1,785	322	804	1,622	1,086
Mocha	77,636	1,330
Other Foreign Countries ...	6,734	1,800	2,141	1,372	1,486	109	40	63	39	28
TOTAL, FOREIGN COUNTRIES ... Lbs.	151,184	109,063	74,065	88,743	70,032	2,230	1,820	1,634	2,269	2,093
TOTAL, BRITISH EMPIRE AND FOREIGN COUNTRIES ... Lbs.	152,239	115,078	86,122	90,292	77,912	2,341	1,933	1,970	2,318	3,315
Canes and Rattans (II. J.)—										
Other, British Possessions ... Cwt.	1	1	1	$\frac{1}{16}$	2	1	7	1
TOTAL, BRITISH EMPIRE ... Cwt.	1	1	1	$\frac{1}{16}$	2	1	7	1
Hodeidah ... Cwt.	37	163
Mokha	48	87
D'Jibouti and Obokh...	90	24	33	143	90	330
Gaizan	45	333	207	1,425
Other Foreign Countries ...	1	4	2	1	12	13
TOTAL, FOREIGN COUNTRIES ... Cwt.	37	52	90	69	414	164	99	143	297	1,768
TOTAL, BRITISH EMPIRE AND FOREIGN COUNTRIES ... Cwt.	38	52	90	70	$416\frac{1}{16}$	166	99	144	304	1,769
Carriages and Carts (excluding Railway Carriages), and parts thereof—										
Carriages and Carts (a) (III. C)—										
British Somaliland ... Nos.	1	5	80	85
Zanzibar	15	6	1,147	508
Other British Possessions... ..	2	5	1	10	95	5
Bombay ...	7	3	4	3	609	133	183	107
TOTAL, BRITISH EMPIRE ... Nos.	9	19	11	5	8	619	1,420	603	187	192
D'Jibouti and Obokh ... Nos.	24	15	11	11	20	242	334	226	219	403
Mocha	1	200
Other Foreign Countries... ..	3	0	2	4	2	20	70	13	47	17
Arabian Gulf Ports	4	6	4	103	207	333
France ...	1	331
Gaizan	1	1	137	217
Italian East Africa... ..	7	100
TOTAL, FOREIGN COUNTRIES ... Nos.	35	26	20	20	22	605	757	661	815	419
TOTAL, BRITISH EMPIRE AND FOREIGN COUNTRIES ... Nos.	44	45	31	25	30	1,313	2,177	1,254	1,002	611
Parts of Carriages and Carts (b) (III. C)—										
Zanzibar and Pemba ... Value.	105	220	200
Other British Possessions	12	50	59	19	13
TOTAL, BRITISH EMPIRE ... Value	117	270	80	219	13
France ... Value.	67
Other Foreign Countries...	41	133	56	50	115
TOTAL, FOREIGN COUNTRIES ... Value.	41	205	56	60	115
TOTAL, BRITISH EMPIRE AND FOREIGN COUNTRIES ... Value.	158	476	115	629	128
TOTAL, CARRIAGES AND CARTS ... Value.	1,471	2,652	1,369	1,271	739
Chemicals and Chemical preparations (excluding Chemical manures and medicines)—										
Alum (a) (III. D)—										
Other British Possessions ... Cwt.	1 $\frac{1}{2}$	2	2	5	1	1	1	8	12	1
TOTAL, BRITISH EMPIRE ... Cwt.	1$\frac{1}{2}$	2	2	5	1	1	1	8	12	1
Gaizan ... Cwt.	8	73
Other Foreign Countries ...	23	73	18	15	60	18	78	28	24	89
TOTAL, FOREIGN COUNTRIES ... Cwt.	23	73	18	23	60	18	78	28	97	89
TOTAL, BRITISH EMPIRE AND FOREIGN COUNTRIES ... Cwt.	24$\frac{1}{2}$	80	20	28	61	19	79	31	103	100

TOTAL QUANTITIES and VALUE of ARTICLES EXPORTED—continued.

ARTICLES, AND COUNTRIES OF FINAL DESTINATION.	QUANTITIES.					VALUE.				
	1914-1915.	1915-1916.	1916-1917.	1917-1918.	1918-1919.	£	£	£	£	£
Chemicals and Chemical preparations (excluding Chemical manures and medicines)—continued										
<i>Potassium Compounds—</i>										
<i>Saltpetre (c) (III D)—</i>										
Other British Possessions ... Cwt.
TOTAL, BRITISH EMPIRE ... Cwt.
Other Foreign Countries ... Cwt.
TOTAL, FOREIGN COUNTRIES ... Cwt.
TOTAL, BRITISH EMPIRE AND FOREIGN COUNTRIES ... Cwt.
<i>Other Sorts (c) (III D)—</i>										
Other British Possessions ... Cwt.
TOTAL, BRITISH EMPIRE ... Cwt.
Other Foreign Countries ... Cwt.	13	13
TOTAL, FOREIGN COUNTRIES ... Cwt.	13	13
TOTAL, BRITISH EMPIRE AND FOREIGN COUNTRIES ... Cwt.	13	13
<i>Soda Compounds—</i>										
<i>Borax (d) (III F)—</i>										
Other British Possessions ... Cwt.
TOTAL, BRITISH EMPIRE ... Cwt.
Other Foreign Countries ... Cwt.
TOTAL, FOREIGN COUNTRIES ... Cwt.
TOTAL, BRITISH EMPIRE AND FOREIGN COUNTRIES ... Cwt.
<i>Soda, Other Sorts (d) (III D)—</i>										
Other British Possessions ... Cwt.	202	125	18	19	106	49	28	37
Bombay ... Cwt.	668	157
TOTAL, BRITISH EMPIRE ... Cwt.	202	125	18	687	106	49	28	194
D'Jibouti ... Cwt.	95	288
Other Foreign Countries ... Cwt.	30	45	23	123	19	20	23	23	78	48
TOTAL, FOREIGN COUNTRIES ... Cwt.	30	45	23	123	114	20	23	23	78	336
TOTAL, BRITISH EMPIRE AND FOREIGN COUNTRIES ... Cwt.	30	247	143	140	801	20	129	72	106	530
<i>Other Sorts of Chemicals (e) (III D)—</i>										
Suakin and Port Soudan ... Value.	157	663
United Kingdom ... Value.
Australia ... Value.
Zanzibar and Pemba ... Value.	40	358	1,080
Perim ... Value.	85	71	204
Somaliland ... Value.	490	280	477	649	420
India—Bombay ... Value.	67	2,053	1,079	457	1,809
„ Calcutta ... Value.
Other British Possessions ... Value.	12	66	114	162
TOTAL, BRITISH EMPIRE ... Value.	1,867	2,827	1,827	1,808	3,573
Massowah ... Value.	82	681	1,413
Dunkali Coast ... Value.	69
Independent Somali Ports ... Value.	87	95	68
Italian East Africa ... Value.	309	264	1,493	1,604
Konfidah ... Value.	445
Gaizan ... Value.	303	2,166	632
Lohia ... Value.	344
Hodeidah ... Value.	851
Farsan, etc. ... Value.	115
Mokha ... Value.	662	3,012
Arabian Gulf Ports ... Value.	152	280	191	360	78
D'Jibouti and Obokh ... Value.	241	905	3,184	941	5,029
Massowah ... Value.
Japan ... Value.	16,607
Turkey in Asia ... Value.
Other Foreign Countries ... Value.	105	182	115	75	62
German East Africa ... Value.
Jeddah ... Value.	450	135
TOTAL, FOREIGN COUNTRIES ... Value.	3,046	5,643	3,174	5,550	25,013
TOTAL, BRITISH EMPIRE AND FOREIGN COUNTRIES ... Value.	5,503	8,370	5,001	7,419	29,196
TOTAL, VALUE OF CHEMICALS ... Value.	5,542	8,578	6,111	7,658	29,810

TOTAL QUANTITIES and VALUE of ARTICLES EXPORTED—continued.

ARTICLES, AND COUNTRIES OF FINAL DESTINATION.	QUANTITIES.					VALUE.				
	1914-1915.	1915-1916.	1916-1917.	1917-1918.	1918-1919.	1914-1915.	1915-1916.	1916-1917.	1917-1918.	1918-1919.
Coal, Coke and Patent Fuel—						£	£	£	£	£
<i>Coal (II A)—</i>										
Perim Tons.								230		
Zanzibar Tons.			40							
Other British Possessions... .. Tons.										
TOTAL, BRITISH EMPIRE ... Tons.			40					230		
Italian East Africa... .. Tons.										
Kamran and Farsan Tons.				152					1,030	
Confidah Tons.										
Independent Somali Ports Tons.		92					151			
Other Foreign Countries Tons.	30					53				
TOTAL, FOREIGN COUNTRIES ... Tons.	30	92		152		53	151		1,030	
TOTAL, BRITISH EMPIRE AND FOREIGN COUNTRIES ... Tons.	30	92	40	152		53	151	230	1,030	
<i>Patent Fuel (II A)—</i>										
Other British Possessions Tons.	2	3	3			7	8	19		
Egypt Tons.			28					120		
TOTAL, BRITISH EMPIRE ... Tons.	2	3	31			7	8	139		
Other Foreign Countries Tons.	14					41	1			
Egypt Tons.		20 1/2					69			
Independent Somali Ports Tons.										
TOTAL, FOREIGN COUNTRIES ... Tons.	14	20 1/2				41	70			
TOTAL, BRITISH EMPIRE AND FOREIGN COUNTRIES ... Tons.	16	23 1/2	29			48	78	139		
TOTAL, COAL, COKE AND PATENT FUEL ... Tons.	46	115 1/2	69	152		101	229	399	1,030	
Coffee (II)—										
Australia Cwt.	1,324	1,305	1,550	861	1,281	6,775	7,851	6,334	4,050	4,984
Perim Cwt.	195	169	123	169	91	173	147	122	167	105
United Kingdom Cwt.	10,307	9,281	13,578		4,141	42,517	39,239	49,358		16,204
Soma Island Cwt.	227	170	140	61		287	190	141	85	
Zanzibar Cwt.	1,146	450	197	50		1,988	843	304	330	
Mauritius, etc. Cwt.	1,464	2,462	1,283	720	101	4,355	5,747	2,597	1,843	313
Egypt Cwt.				1,01,549	57,424				3,85,934	205,443
New Zealand Cwt.	60	60	63			240	280	280		
Canada Cwt.	150	81	155			612	309	660		
Suakin Cwt.	672	656	791	4,758	2,103	2,252	2,021	2,361	16,125	6,110
Ceylon Cwt.										
Seychelles Cwt.	982	673	695	643		2,169	1,253	1,310	1,034	
Straits Settlements Cwt.				45					200	
India—Bombay Cwt.	132	283	126	548		524	1,032	414	2,000	
—Calcutta Cwt.	164	82	164	89		653	47	671	395	
—Karachi Cwt.			25	23				83	80	
Other British Possessions Cwt.	9	5	3		49	32	18	20	3	65
TOTAL, BRITISH EMPIRE ... Cwt.	16,823	16,192	17,824	109,581 1/2	65,190	62,504	59,345	64,623	3,92,851	233,254
Lohia Cwt.										
Djibouti Cwt.				53					268	
Confidah Cwt.	83					113				
Gaizan Cwt.										
Mokha Cwt.	146	153				159	152			
Jeddah Cwt.	617		413	439	93	1,618		1,167	894	267
Muskat Cwt.	47		411	103		100		1,103	457	
Independent Somali Ports Cwt.				970	839				860	615
Austria Cwt.	1,030					4,005				
France Cwt.	19,931	26,190	11,551	442	6,142	86,491	118,859	47,839	1,809	26,113
Hodeidah Cwt.	1,182					953				
Germany Cwt.	1,796					7,673				
Belgium Cwt.	92					377				
Holland Cwt.	40					167				
Italy Cwt.	4,884	4,130	3,869	2,879	1,188	20,802	17,502	15,717	11,882	4,806
Spain Cwt.	3,018	4,511	565			12,702	19,069	2,223		
Turkey in Europe Cwt.										
Greece Cwt.					1,261					4,85
Russia Cwt.	847		1,407	480		3,313		6,107	2,000	
Other Countries in Europe Cwt.										
Africa and Adjacent Island Cwt.	20,292	25,317	39,009			61,389	81,032	95,015		
United States of America Cwt.	20,831	42,668	9,018	725	5,907	94,068	1,97,937	88,377	3,000	25,601
Arabian Gulf Ports Cwt.	8,043	8,209	4,487	2,253	976	16,114	14,476	6,163	3,002	1,739
China Cwt.	261	185	146	219	205	1,141	696	668	833	745
Massowah Cwt.				2,319	531				9,200	1,273
Kamran and Farsan, etc. Cwt.			75					60		

No. 8—continued.

TOTAL QUANTITIES and VALUE of ARTICLES EXPORTED—continued.

ARTICLES, AND COUNTRIES OF FINAL DESTINATION.	QUANTITIES.					VALUE.				
	1914-1915.	1915-1916.	1916-1917.	1917-1918.	1918-1919.	£	£	£	£	£
Coffee (II)—continued.										
Japan Cwt.	114	222	460	550	229	547	1,000	1,087	2,548	920
Persia Cwt.	484	1,160
Philippine Islands, etc. Cwt.
Tonquin, etc. Cwt.	112	...	43	508	...	178
Turkey in Asia Cwt.	42	178	38	206	...	130	545	89	645	...
Norway Cwt.	137	588
Sweden Cwt.	110	404
North Africa, etc. Cwt.	...	132	22	45	757	78	170	...
Italian East Africa Cwt.	5,597	2,682	10,512	5,537
Other Foreign Countries Cwt.	88	67	6	...	14	100	103	9	...	19
TOTAL, FOREIGN COUNTRIES ... Cwt.	84,219	111,985	65,629	17,840	20,097	313,022	447,457	216,716	47,976	72,036
TOTAL, BRITISH EMPIRE AND FOREIGN COUNTRIES ... Cwt.	101,040	128,172	83,453	127,480½	85,287	376,423	506,802	231,330	440,820	305,690
Coir—										
<i>Unmanufactured (II J)—</i>										
Egypt Cwt.	30	...	101	70	...	238
Other British Possessions Cwt.	6	6
TOTAL, BRITISH EMPIRE ... Cwt.	6	...	30	...	101	6	...	70	...	238
Djibouti Cwt.	75	80
Other Foreign Countries Cwt.	60	3	62	7
TOTAL, FOREIGN COUNTRIES ... Cwt.	61	3	75	62	7	80
TOTAL, BRITISH EMPIRE AND FOREIGN COUNTRIES ... Cwt.	62	3	30	...	176	68	7	313
<i>Manufactured (excluding rogs) (III P)—</i>										
Somaliland Cwt.
Other British Possessions Cwt.	0	39	5	47
TOTAL, BRITISH EMPIRE ... Cwt.	0	39	5	47
Jeddah Cwt.
Djibouti and Obokh Cwt.	60	103
Other Foreign Countries Cwt.	70	6	43	5	...	75	7	60	8	...
TOTAL, FOREIGN COUNTRIES ... Cwt.	100	6	43	5	...	278	7	60	8	...
TOTAL, BRITISH EMPIRE AND FOREIGN COUNTRIES ... Cwt.	100	45	43	5	...	278	54	60	8	...
<i>Coal (IV)—</i>										
Other British Possessions Lbs.	½	1
TOTAL, BRITISH EMPIRE ... Lbs.	½	1
Other Foreign Countries Lbs.	24	15	...
TOTAL, FOREIGN COUNTRIES ... Lbs.	24	15	...
TOTAL, BRITISH EMPIRE AND FOREIGN COUNTRIES ... Lbs.	½	24	1	15	...
Ordage and Rope of Vegetable fibre (excluding Jute and Cotton) (III F)—										
Persia Cwt.	07	...	121	...	125	...	106	140	...	245
British Somaliland Cwt.	36	78	...
Suakin and Port Sudan Cwt.	...	301	330	525	291
Bombay Cwt.	30	67
Zanzibar and Pemba Cwt.	...	42	71	65	20	...	107	172	361	239
Other British Possessions Cwt.	63	43	52	30	42	94	41	63	71	110
TOTAL, BRITISH EMPIRE ... Cwt.	63	573	494	131	190	94	741	723	510	694
Kamayan Cwt.
Gazran Cwt.
Mosowah Cwt.	30½	211	755	110	108	78	209	895	133	207
Italian East Africa Cwt.	90	480	...
Lohia Cwt.
Hodeidah Cwt.
Jeddah Cwt.
Djibouti and Obokh Cwt.	109	117	150	262	...
Persia Cwt.
Other Foreign Countries Cwt.	205	61	99	17	13	326	109	102	37	60
TOTAL, FOREIGN COUNTRIES ... Cwt.	394½	272	957	334	121	404	917	1,140	913	273
TOTAL, BRITISH EMPIRE AND FOREIGN COUNTRIES ... Cwt.	457½	845	1,451	465	317	498	1,658	1,863	1,422	867
Drugs and Medicines (excluding Chemicals and Narcotics)—										
<i>Aloes (a) (III D)—</i>										
United Kingdom Cwt.	...	83	95	78	319
Egypt Cwt.	176	407	...
Straits Settlements Cwt.	87	43	43	156	86	133
India—Bombay Cwt.	171	...	77	...	26	207	...	177	...	143
Other British Possessions Cwt.	...	27	...	37	27	...	34	...
TOTAL, BRITISH EMPIRE ... Cwt.	258	103	172	213	68	363	136	400	441	276

No. 8—continued.

TOTAL QUANTITIES and VALUE of ARTICLES EXPORTED—continued.

ARTICLES, AND COUNTRIES OF FINAL DESTINATION.	QUANTITIES.					VALUE.				
	1914-1915.	1915-1916.	1916-1917.	1917-1918.	1918-1919.	1914-1915.	1915-1916.	1916-1917.	1917-1918.	1918-1919.
<i>Drugs and Medicines (excluding Chemicals and Narcotics)—continued.</i>										
<i>Alcals (a) III-D—continued.</i>										
United States of America ... Cwt.	37	77
Other Foreign Countries ... "	6	1	48	6	4	11	3	128	10	3
TOTAL, FOREIGN COUNTRIES ... Cwt.	43	1	48	6	4	88	3	138	10	3
TOTAL, BRITISH EMPIRE AND FOREIGN COUNTRIES ... Cwt.	801	104	220	210	65½	451	159	618	451	278
<i>Assafetida (b) (III-D)—</i>										
United Kingdom ... Cwt.
Egypt ... "	134	80	357	133
Other British Possessions ... "	1	4	1	5	4	3	11	2	16	3
TOTAL, BRITISH EMPIRE ... Cwt.	1	4	1	139	80½	3	11	2	373	136
Egypt, etc. ... Cwt.	19	40	42	63	141
United States ... "	13	92	125	99	1,067
Djibouti and Obokh ... "	37	49	43	148
Other Foreign Countries ... "	13	11	38	26	15	33	26	92	80	49
Germany ... "
TOTAL, FOREIGN COUNTRIES ... Cwt.	69	100	80	26	70	208	292	191	80	1,269
TOTAL, BRITISH EMPIRE AND FOREIGN COUNTRIES ... Cwt.	70	104	81	165	150½	211	308	183	463	1,389
<i>Camphor (c) (III-D)—</i>										
Other British Possessions ... Lbs.
TOTAL, BRITISH EMPIRE ... Lbs.
Djibouti and Obokh ... Lbs.
Other Foreign Countries ... "	84	8	7	3
TOTAL, FOREIGN COUNTRIES ... Lbs.	84	8	7	3
TOTAL, BRITISH EMPIRE AND FOREIGN COUNTRIES ... Lbs.	84	8	7	3
<i>Galangal (e) (III-D)—</i>										
Bombay ... Cwt.	71	78
Egypt ... "	68	129	100	211
Perim ... "
Other British Possessions ... "	6	4	25	33	8	3	20	61
TOTAL, BRITISH EMPIRE ... Cwt.	6	4	93	236	8	3	120	345
Dunkali Coast ... Cwt.	40	87
Djibouti and Obokh ... "	99	125
Hodeidah ... "	143	100
Mokha ... "
Gaizan ... "
Other Foreign Countries ... "	95	60	36	3	10	66	70	51	4	19
Egypt ... "
TOTAL, FOREIGN COUNTRIES ... Cwt.	238	60	135	43	10	186	70	176	91	19
TOTAL, BRITISH EMPIRE AND FOREIGN COUNTRIES ... Cwt.	244	64	238	270	10	204	73	297	438	10
<i>Quinine Salt, (III-D)—</i>										
Other Sorts ... Lbs.
Other British Possessions ... Lbs.	2	38	4	1	13	2
TOTAL, BRITISH EMPIRE ... Lbs.	2	38	4	1	13	2
Other Foreign Countries ... Lbs.	6	9	8	8	3	6
TOTAL, FOREIGN COUNTRIES ... Lbs.	6	9	8	8	3	6
TOTAL, BRITISH EMPIRE AND FOREIGN COUNTRIES ... Lbs.	8	47	12	9	16	8
<i>Sassa (g) (III-D)—</i>										
Egypt ... Cwt.	2,659	961	2,605	718
United Kingdom ... "	85	170	422	42	2,720	113
Other British Possessions ... "	18	51	39	198	427	20	60	51
TOTAL, BRITISH EMPIRE ... Cwt.	85	170	3,099	1,054	39	198	427	5,645	891	51
Mascat ... Cwt.	53	118
France ... "	130	653	91	260
Egypt ... "	656	267	2,528
Germany ... "	537
United States of America ... "
Other Foreign Countries ... "	57	21	223	583	99	77	19	784	304	400
TOTAL, FOREIGN COUNTRIES ... Cwt.	57	21	1,249	638	107	77	622	3,368	705	407
TOTAL, BRITISH EMPIRE AND FOREIGN COUNTRIES ... Cwt.	142	191	4,348	1,692	146	275	1,249	9,013	1,656	458
<i>Other sorts of Drugs and Medicines (h) (III-D)—</i>										
Shakun and Port Soudan ... Value.
Egypt ... "	291	160
United Kingdom ... "	211	1,542	1,333
Somaliand ... "	35	67	243
Zanzibar and Pemba ... "	106	142	268
Strait Settlements ... "	129	84	90	107	102
Perim ... "	170	154
India—Bombay ... "	698	269	1,277
—Calcutta ... "
Other British Possessions ... "
TOTAL, BRITISH EMPIRE ... Value.	784	1,163	3,027	2,299	3,198

TOTAL QUANTITIES and VALUE of ARTICLES EXPORTED—continued.

ARTICLES, AND COUNTRIES OF FINAL DESTINATION.	QUANTITIES.					VALUE.				
	1914-1916.	1915-1916.	1916-1917.	1917-1918.	1918-1919.	1914-1916.	1915-1916.	1916-1917.	1917-1918.	1918-1919.
Drugs and Medicines (excluding Chemicals and Narcotics)—continued.						£	£	£	£	£
<i>Other sorts of drugs and Medicines (b) (III-D.)—continued.</i>										
Mossawa						400	157	318	228	417
Dunkali Coast										
Italian East Africa						335		83	129	111
Egypt, etc.						391	420			
Jeddah						255	250			
Confdah						193				
Hodaidah										
Arabian Gulf Ports						578	483	921	1,334	646
Mokha							151			
Muskat								120		
Persia										
France						100	100			
Italy										
Batoum										
Independent Somali Ports										
Djibouti and Obokh						605	685	909	940	2,523
Gaizan								303	154	139
Other Foreign Countries						129	14	21	13	49
TOTAL, FOREIGN COUNTRIES ...Value.						3,189	2,409	2,674	2,734	3,883
TOTAL, BRITISH EMPIRE AND FOREIGN COUNTRIES ...Value.						3,973	3,022	4,701	5,003	6,084
TOTAL, DRUGS AND MEDICINES (excluding CHEMICALS AND NARCOTICS) ...Value.						5,111	5,436	14,340	8,015	9,149
Dyeing and Tanning Substances—										
<i>Indigo (b) (III-E.)—</i>										
United Kingdom		16					630			
Perim								2		
Other British Possessions										
India—Bombay	13	48				137	699			
TOTAL, BRITISH EMPIRE ... Cwt.	13	64				137	1,290	2		
Arabian Gulf Ports	16		5	5	18	104		236	105	647
Mokha										
Mossawah	22					69				
Hodaidah	414					9,714				
Gaizan			63	33				2,500	1,232	
Fursan, etc.										
Other Foreign Countries	40	6	1	2	4	122	62	34	10	
Egypt	13					333				
TOTAL, FOREIGN COUNTRIES ... Cwt.	604	6	74	40	22	10,361	62	3,070	1,407	896
TOTAL, BRITISH EMPIRE AND FOREIGN COUNTRIES ... Cwt.	517	70	74½	40	22	10,498	1,352	3,072	1,407	898
Myrobalsams (c) (III-F.)—										
Other Foreign Countries			2	½				1	1	
TOTAL, FOREIGN COUNTRIES ... Cwt.			2	½				1	1	
TOTAL, BRITISH EMPIRE AND FOREIGN COUNTRIES ... Cwt.			2	½				1	1	
Safflower (d) (III-F.)—										
India—Bombay	12	119	56	126	271	133	677	384	1,009	2,000
.. —Karachi			30					237		
Other British Possessions										
TOTAL, BRITISH EMPIRE ... Cwt.	12	119	66	126	271	133	677	621	1,009	2,000
Mossawah										
Hodaidah										
Arabian Gulf Ports	107	130	113	314	280	1,227	1,515	635	3,268	2,716
Muskat	502	93	149	261	241	3,452	574	1,020	2,473	2,263
Persia	68					207				
Turkey in Asia	91				6	587				67
Jeddah	8					69				
Other Foreign Countries		1	2	½	½		17	54	13	4
TOTAL, FOREIGN COUNTRIES ... Cwt.	770	230	243	574½	674	5,653	2,106	2,000	5,754	3,034
TOTAL, BRITISH EMPIRE AND FOREIGN COUNTRIES ... Cwt.	788	249	319	701½	778½	5,686	2,933	2,680	6,344	7,034

No. 8—continued.

TOTAL QUANTITIES and VALUE of ARTICLES EXPORTED—continued.

ARTICLES, AND COUNTRIES OF FINAL DESTINATION.	QUANTITIES.					VALUE.				
	1914-1915.	1915-1916.	1916-1917.	1917-1918.	1918-1919.	£	£	£	£	£
Dyeing and Tanning Substances—continued.										
<i>Turmeric (r) (III-F.)—</i>										
Egypt			221	638	1,223			354	2,810	2,465
British Somaliland					31					79
India—Bombay										
Other British Possessions	33	26	10	29	16	38	27	26	66	28
TOTAL, BRITISH EMPIRE	33	26	241	665	1,268	38	27	330	2,885	2,671
Italian East Africa				52	50				131	111
North Africa, Morocco, Algeria, etc.										
Lohia										
Hodeidah	121					133				
Fursan, etc.										
Mokha	173	534				123	513			
Arabian Gulf Ports	384	241	127	441	1,839	332	229	147	965	3,557
Turkey in Asia										
D'jibouti and Obokh		62	141	789	617		89	168	1,891	1,208
Gaizan			244	1,066	698			306	2,553	1,271
Mossawah	65			76	103	67			225	247
Other Foreign Countries	174	62	65	26	20	160	93	63	64	45
TOTAL, FOREIGN COUNTRIES	916	949	577	2,460	3,390	814	924	702	5,910	6,439
TOTAL, BRITISH EMPIRE AND FOREIGN COUNTRIES	949	975	818	3,425	4,658	852	951	1,032	8,794	9,010
Other Sorts (including lac-dye) (f) (III-F.)—										
United Kingdom		114					143			
India—Bombay	312	131	223			1,377	1,013	1,949		
Other British Possessions	10	40	12	26	14	9	64	32	55	44
TOTAL, BRITISH EMPIRE	322	285	235	26	14	1,386	1,310	1,981	55	44
Arabian Gulf Ports		21	19	12	19		150	233	147	75
France	185	60	351			271	100	387		
Germany										
Hodeidah	37					136				
Muskat				23					133	
D'jibouti and Obokh		61	20	13	43		123	80	121	174
Gaizan				31					509	
Other Foreign Countries	71	9	3	6	9	97	15	6	13	30
TOTAL, FOREIGN COUNTRIES	293	151	393	64	70	504	367	598	923	279
TOTAL, BRITISH EMPIRE AND FOREIGN COUNTRIES	615	436	628	110	84	2,390	1,677	2,579	978	323
TOTAL, DYEING AND TANNING SUBSTANCES	2,869	1,830	1,974	4,276	5,642	10,426	6,883	9,382	17,434	17,263
Earthenware and Porcelain (excluding pipes of earthenware) (III-H.)—										
Egypt								80		
Somaliland						119	193	259	124	109
Zanzibar and Pemba										
Perim										
Suakin and Port Sudan									77	
Other British Possessions						120	123	70	34	39
Bombay						97				
TOTAL, BRITISH EMPIRE						336	316	409	235	149
Persia								96		
Italy										
Mossawah						267	80	225		
Italian East Africa						789	166	113		
Konfidah						126				
Hodeidah						142				
Mokha							136			
Arabian Gulf Ports						117	206	779	237	224
D'jibouti and Obokh						779	864	645	494	508
France							206			
Jeddah									506	
German East Africa										
Turkey in Asia							69			

TOTAL QUANTITIES and VALUE of ARTICLES EXPORTED—continued.

ARTICLES, AND COUNTRIES OF FINAL DESTINATION.	QUANTITIES.					VALUE.				
	1914-1915.	1915-1916.	1916-1917.	1917-1918.	1918-1919.	1914-1915.	1915-1916.	1916-1917.	1917-1918.	1918-1919.
Earthenware and Porcelain (excluding pipes of earthenware (III-H.)—continued.)						£	£	£	£	£
Japan ... Value.								180		
North Africa, &c.							139			
Gairan										100
Other Foreign Countries						209	40	138	109	51
TOTAL, FOREIGN COUNTRIES ... Value.						2,439	1,922	2,163	1,769	1,343
TOTAL, BRITISH EMPIRE AND FOREIGN COUNTRIES ... Value.						2,775	2,283	2,592	1,904	1,491
Feathers (II-J.)—										
United Kingdom ... Lbs.										
Perim		38					89			
Other British Possessions	52		30	26		120		63	27	
Somaliland										
Zanzibar, &c.					30					100
TOTAL, BRITISH EMPIRE ... Lbs.	52	38	30	26	30	120	89	63	27	100
Egypt ... Lbs	136					130				
Djibouti and Obokh	97	159	113			231	321	236		
France										
Mossawah	15					131				
North Africa, &c.										
Other Foreign Countries...	27	7	7	12	17	14	34	21	36	57
TOTAL, FOREIGN COUNTRIES ... Lbs.	265	165	120	12	17	496	355	257	36	57
TOTAL, BRITISH EMPIRE AND FOREIGN COUNTRIES ... Lbs.	317	203	150	38	47	606	444	319	63	157
Fireworks (III-P.)—										
Other British Possessions ... Value.										
TOTAL, BRITISH EMPIRE ... Value.										
Hodeidah ... Value.										
Other Foreign Countries ... Value.						1				
TOTAL, FOREIGN COUNTRIES ... Value.						1				
TOTAL, BRITISH EMPIRE AND FOREIGN COUNTRIES ... Value.						1				
Fish (excluding Canned fish)—										
Fish, dry, unsalted (I-A.)—										
Mauritius and Dependencies ... Cwt.		73					97			
Somaliland										
Zanzibar	249	148				162	103			
Straits Settlements										
Ceylon	362	646				587	716			
Bombay	898	418				600	317			
Other British Possessions	3	6	87	53		1	10	29	17	
TOTAL, BRITISH EMPIRE ... Cwt.	1,462	1,291	87	53		1,320	1,243	29	17	
Reunion ... Cwt.	101	73				111	91			
Djibouti and Obokh										
Arabian Gulf Ports										
Other Foreign Countries	95	65	73			75	45	50		
German East Africa	63					67				
TOTAL, FOREIGN COUNTRIES ... Cwt.	259	138	73			253	136	50		
TOTAL, BRITISH EMPIRE AND FOREIGN COUNTRIES ... Cwt.	1,741	1,429	160	53		1,573	1,379	79	16	
Fish, dry, salted (I-A.)—										
Somaliland ... Cwt.										
Zanzibar	944	187	255			672	98	169		
Straits Settlements										
Ceylon	760	236	249			1,021	390	230		
Mauritius, &c.	649	550	601	340		340	464	751	271	
India—Bombay	554	702			651	838	478			349
Other British Possessions	32	56	69	110		30	51	33	77	
Seychelles	80					73				
TOTAL, BRITISH EMPIRE ... Cwt.	3,019	1,689	1,183	450	651	2,974	1,466	1,183	348	849

TOTAL QUANTITIES and VALUE of ARTICLES EXPORTED—continued.

ARTICLES, AND COUNTRIES OF FINAL DESTINATION.	QUANTITIES.					VALUE.				
	1914-1915.	1915-1916.	1916-1917.	1917-1918.	1918-1919.	1914-1915.	1915-1916.	1916-1917.	1917-1918.	1918-1919.
Fish (excluding Canned Fish)—continued. <i>Fish, dry, salted (I-A)—continued.</i>						£	£	£	£	£
Greece Cwt.					20					80
Arabian Gulf Ports Cwt.	261	150				173	80			
Reunion Cwt.	314	992	478	265	200	187	948	453	233	200
Egypt Cwt.	174					117				
Djibouti and Obokh Cwt.										
Other Foreign Countries Cwt.		10	109	57	144		9	55	37	61
TOTAL, FOREIGN COUNTRIES ... Cwt.	749	1,152	587	322	364	477	1,043	508	260	241
TOTAL, BRITISH EMPIRE AND FOREIGN COUNTRIES ... Cwt.	3,768	2,841	1,780	772	1,015	3,451	2,509	1,691	608	600
Fisheries and Shellfish (I-A)—										
Straits Settlements Cwt.	33					87				
Zanzibar Cwt.										
Ceylon Cwt.										
India—Bombay Cwt.	879	896	637	115	160	1,725	1,687	1,063	330	496
Other British Possessions Cwt.		9	75				22	40		
Mauritius, etc. Cwt.	125					67				
TOTAL, BRITISH EMPIRE ... Cwt.	1,037	905	612	115	160	1,879	1,709	1,123	330	496
China Cwt.	11					633				
Tonkin Cwt.										
Other Foreign Countries Cwt.	28	22	50			37	9	23		
TOTAL, FOREIGN COUNTRIES ... Cwt.	141	22	50			670	9	23		
TOTAL, BRITISH EMPIRE AND FOREIGN COUNTRIES ... Cwt.	1,178	927	662	115	160	2,549	1,718	1,146	330	496
TOTAL FISH (excluding CANNED FISH) ... Cwt.	6,687	5,197	2,602	940	1,175	7,573	5,606	2,914	955	1,186
Fodder, Bran and Pollards (excluding Oil-cake)—										
Bran and pollard (a) (IV)—										
Somaliland TONS.	34	4,562	89	138	419	276	1,605	662	1,413	5,268
Perim TONS.					5					70
Other British Possessions TONS.	7	100	6	6		47	38	42	63	
TOTAL, BRITISH EMPIRE ... TONS.	41	4,662	95	139	424	322	1,733	704	1,476	5,338
Djibouti and Obokh TONS.										
Other Foreign Countries TONS.	10	21	7	25		63	7	52	3	
TOTAL, FOREIGN COUNTRIES ... TONS.	10	21	7	25		63	7	52	3	
TOTAL, BRITISH EMPIRE AND FOREIGN COUNTRIES ... TONS.	51	4,683	96	139	424	385	1,740	756	1,479	5,338
Other sorts (b) (IV)—										
Somaliland Cwt.	889		293		925	100		133		532
Perim Cwt.	950	516	731	420	315	164	82	163	117	144
Other British Possessions Cwt.	46	119	52	164		13	38	12	43	
TOTAL, BRITISH EMPIRE ... Cwt.	1,885	635	1,076	584	1,330	377	120	308	160	676
Reunion Cwt.										
Djibouti and Obokh Cwt.	1,568	517	436			351	116	181		
Other Foreign Countries Cwt.	98	95	41	3		23	30	20	1	
TOTAL, FOREIGN COUNTRIES ... Cwt.	1,666	612	477	3		374	146	161	1	
TOTAL, BRITISH EMPIRE AND FOREIGN COUNTRIES ... Cwt.	3,547	1,247	1,553	587	1,330	751	266	469	161	676
TOTAL, FODDER, BRAN, AND POLLARDS (excluding OIL-CAKE) ... Value.						1,132	2,008	1,215	1,639	6,013

TOTAL QUANTITIES and VALUE of ARTICLES EXPORTED—continued.

ARTICLES, AND COUNTRIES OF FINAL DESTINATION.	QUANTITIES.					VALUE.				
	1914-1915.	1915-1916.	1916-1917.	1917-1918.	1918-1919.	1914-1915.	1915-1916.	1916-1917.	1917-1918.	1918-1919.
Fruits and Vegetables—						£	£	£	£	£
Fresh Fruits and Vegetables—										
<i>Fresh Fruits—</i>										
Cocoanuts (a-3) (I-B)—										
Other British Possessions ... Nos.	536	600	130	125	5	5	1	2
TOTAL, BRITISH EMPIRE ... Nos.	536	600	130	125	5	5	1	2
Hodeidah ... Nos.
Jeddah ... Nos.
Other Foreign Countries ... Nos.	18,835	836	89	6
TOTAL, FOREIGN COUNTRIES ... Nos.	18,835	836	89	6
TOTAL, BRITISH EMPIRE AND FOREIGN COUNTRIES ... Nos.	19,371	1,436	130	125	94	11	1	2
Others (a-4) (I-B)—										
Perim ... Value.
Somaliand ... Nos.	102
Other British Possessions ... Nos.	32	50	34	1
TOTAL, BRITISH EMPIRE ... Value.	134	50	34	1
Djibouti and Obokh ... Value.	102	73
Hodeidah ... Nos.
Mossawah ... Nos.
Other Foreign Countries ... Nos.	80	13	13	3
TOTAL, FOREIGN COUNTRIES ... Value.	188	83	13	3
TOTAL, BRITISH EMPIRE AND FOREIGN COUNTRIES ... Value.	322	133	47	4
Fresh Vegetables of all kinds (b) (I-B)—										
Somaliand ... Value.	662	673	509	577	577
Zanzibar ... Nos.	255	453	257
Perim ... Nos.	328	425	468	325	233
India—Bombay ... Nos.
Other British Possessions ... Nos.	1	12	4	7	17
United Kingdom ... Nos.	101
TOTAL, BRITISH EMPIRE ... Value.	1,648	1,410	1,434	1,166	827
Mokha ... Value.
Madagascar ... Nos.	67
Hodeidah ... Nos.
Italian East Africa ... Nos.	570	770	172	244
Djibouti and Obokh ... Nos.	469	178
Egypt ... Nos.	133
Mossawah ... Nos.	238
Arabian Gulf Ports ... Nos.	73
Dunkali Const... Nos.
German East Africa ... Nos.
Other Foreign Countries ... Nos.	149	142	102	35	17
Jeddah ... Nos.	126
TOTAL, FOREIGN COUNTRIES ... Value.	1,825	1,096	274	270	17
TOTAL, BRITISH EMPIRE AND FOREIGN COUNTRIES ... Value.	3,373	2,506	1,708	1,445	844
Onions (b-2) (I-B)—										
British Somaliand ... Cwt.	631	723	509	660	552	506
Perim ... Nos.	121	237	120	74	151	110
Zanzibar ... Nos.	390	230
Other British Possessions ... Nos.	15	1	10	2
TOTAL, BRITISH EMPIRE ... Cwt.	767	1,349	639	473	933	27
Djibouti ... Cwt.	125	60
Italian East Africa ... Nos.	818	322	102	233
Other Foreign Countries ... Nos.	73	17	32	43	12	30
TOTAL, FOREIGN COUNTRIES ... Cwt.	816	339	32	309	245	30
TOTAL, BRITISH EMPIRE AND FOREIGN COUNTRIES ... Cwt.	1,283	1,688	671	782	1,178	663

TOTAL QUANTITIES and VALUE of ARTICLES EXPORTED—continued.

ARTICLES, AND COUNTRIES OF FINAL DESTINATION.	QUANTITIES.					VALUE.				
	1914-1915.	1915-1916.	1916-1917.	1917-1918.	1918-1919.	1914-1915.	1915-1916.	1916-1917.	1917-1918.	1918-1919.
Fruits and Vegetables—continued.										
Fresh Fruits and Vegetables—continued.						£	£	£	£	£
<i>Fresh Fruits—continued.</i>										
Fruits and Vegetables: dried, salted, or preserved, all sorts (I-B)—										
Egypt Cwt.			2,335	569	3,992			1,479	506	4,653
United Kingdom										
Somaliland	40,209	33,640	59,763	22,264	7,631	19,303	15,659	29,977	13,611	6,974
Zanzibar	1,203	235	60	5,233		633	216	185	2,742	
Perim	401	673	349	275	276	244	383	199	197	271
Straits Settlements	133	121				100	96			
Snakin and Port Sudan	2,603	6,927	6,255	9,575		1,133	4,461	3,115	4,530	
Ceylon										
India—Bombay	200	324			12	187	371			129
Other British Possessions		1	42	3			1	62	11	
TOTAL, BRITISH EMPIRE ... Cwt.	44,844	43,951	69,795	37,912	11,911	21,500	21,216	35,017	20,647	12,025
Mossawah Cwt.	15,067	10,460	10,523	7,679	3,702	6,813	4,821	6,304	4,100	2,960
Dunkhall Coast	3,663	2,861	4,767	1,646	692	2,253	1,318	2,351	933	616
Independent Somali Ports	7,235	4,925	8,030	7,480	4,673	2,616	2,071	2,385	3,624	2,876
Italian East Africa	1,973	1,045	1,672	107	395	1,243	698	907	95	455
Egypt, etc.	425	379				180	738			
Confidah	1,214					608				
Gaikan		3,490	24,402	7,476	1,243		1,584	12,595	3,993	1,120
Lohia	2,523					1,101				
Hodeidah	1,089				105	590				73
Furnas, etc.		440	1,021	608	452		230	531	346	354
Mokha	18,231	41,684				7,024	19,461			
Java										
Jeddah	3,854		3,750	2,675		1,800		1,907	1,324	
Djibouti and Obokh	11,355	9,341	15,840	7,212	1,330	6,602	3,999	8,341	5,114	1,676
Arabian Gulf Ports	2,587	1,675	1,203	172	766	1,158	850	619	149	870
Muskat										
Turkey in Asia		46					72			
Peria										
Madagascar		246	189	218			147	116	124	
Other Foreign Countries	338	81			12	252	84	1		13
TOTAL, FOREIGN COUNTRIES ... Cwt.	69,158	76,183	71,301	35,083	13,370	33,430	36,013	36,357	19,792	11,012
TOTAL, BRITISH EMPIRE AND FOREIGN COUNTRIES ... Cwt.	114,002	120,134	140,096	72,995	25,281	54,930	57,229	71,374	40,439	23,037
TOTAL, FRUIT AND VEGETABLES ... Value.						58,719	69,832	73,912	42,978	24,514
Furniture and Cabinet-ware (II-Q)—										
United Kingdom Value.								83		
Somaliland										
Perim										
Zanzibar and Pemba										
Ceylon										
India—Bombay										
Other British Possessions										
TOTAL, BRITISH EMPIRE ... Value.						184	122	26	18	98
Arabian Gulf Ports Value.						184	122	109	18	98
Hodeidah										
Mossawah						88				
Muskat						6			124	
Italian East Africa										
Djibouti and Obokh						12				
Italy						75	326	115	184	328
Jeddah						67				
North Africa, etc.										
Other Foreign Countries										
France						143	101	138	18	27
TOTAL, FOREIGN COUNTRIES ... Value.						133	427	248	326	355
TOTAL BRITISH EMPIRE AND FOREIGN COUNTRIES ... Value.						317	549	474	344	453

TOTAL QUANTITIES and VALUE of ARTICLES EXPORTED—continued.

ARTICLES, AND COUNTRIES OF FINAL DESTINATION.	QUANTITIES.					VALUE.				
	1914-1915.	1915-1916.	1916-1917.	1917-1918.	1918-1919.	1914-1915.	1915-1916.	1916-1917.	1917-1918.	1918-1919.
Glass and Glass-ware (III-H)--						£	£	£	£	
Egypt Value.									99	
United Kingdom										
Somaliland						111	101	250	190	90
Zanzibar and Pemba								246	155	
Perim									72	72
India—Bombay									847	189
Other British Possessions						39	129	62		5
TOTAL, BRITISH EMPIRE ... Value.						250	519	543	803	360
Japan Value.								330		
France										
Italian East Africa						403	519	287	221	
Dunkali Coast										
Arabian Gulf Ports						195	176	148	174	
Hodeidah						259				
Jeddah										
Mokha										
Djibouti and Obokh						1,074	1,199	1,556	1,495	2,044
Mosowah						99		208	107	
Gaizan										219
Other Foreign Countries						149	110	47	51	92
Confidah						79				
TOTAL, FOREIGN COUNTRIES ... Value.						2,313	2,010	2,680	1,988	2,354
TOTAL, BRITISH EMPIRE AND FOREIGN COUNTRIES ... Value.						2,563	2,329	3,123	2,791	2,710
Grain, Pulse and Flour—										
Barley (I-C)—										
United Kingdom Cwt.										
Perim										
Zanzibar										
Other British Possessions	24	2			2	0	1			1
TOTAL, BRITISH EMPIRE ... Cwt.	24	2			2	0	1			1
Djibouti and Obokh Cwt.	2,509	233	1,055			934	137	532		
Mosowah	347					114				
Jeddah										
Other Foreign Countries	311		15	4	30	107		7	3	17
TOTAL, FOREIGN COUNTRIES ... Cwt.	3,167	233	1,070	4	30	1,145	137	539	3	17
TOTAL, BRITISH EMPIRE AND FOREIGN COUNTRIES ... Cwt.	3,191	235	1,070	4	32	1,154	138	539	3	18
Grain I-C—										
Somaliland Cwt.	16,089	1,768	3,233	3,769	15,655	8,286	965	1,618	1,740	11,253
Other British Possessions	21	6			3	14	6			3
TOTAL, BRITISH EMPIRE ... Cwt.	16,079	1,774	3,233	3,769	15,658	8,300	970	1,618	1,740	11,256
Madagascar Cwt.										
Hodeidah										
Reunion	303					135				
Djibouti and Obokh					402					857
Arabian Gulf Ports										
Gaizan										
Other Foreign Countries	168	85	26	27	6	56	42	16	25	6
Mokha		126								
TOTAL, FOREIGN COUNTRIES ... Cwt.	461	191	26	27	408	221	138	16	25	863
TOTAL, BRITISH EMPIRE AND FOREIGN COUNTRIES ... Cwt.	16,540	1,965	3,259	3,796	16,076	8,521	1,108	1,634	1,765	11,649

TOTAL QUANTITIES and VALUE of ARTICLES EXPORTED—continued.

ARTICLES, AND COUNTRIES OF FINAL DESTINATION.	QUANTITIES.					VALUE				
	1914-1915.	1915-1916.	1916-1917.	1917-1918.	1918-1919.	1914-1915.	1915-1916.	1916-1917.	1917-1918.	1918-1919.
Grain, Pulse and Flour—continued.						£	£	£	£	£
<i>Jowar and Bajra (L. C.)—</i>										
Somaliland ... Cwt.	29,178	66,063	111,331	40,311	8,302	11,447	26,095	45,030	26,770	6,033
Kanibar ...				188					125	
Perim ...	5,843	5,427	1,584	831	795	2,319	2,142	674	430	631
Bombay ...										
Suakin and Port Sudan...										
Other British Possessions ...	92	53	21	14	9	46	32	16	9	10
TOTAL, BRITISH EMPIRE ... Cwt.	35,113	71,643	113,896	41,264	9,098	13,855	28,269	46,299	27,334	6,676
Kamaran, etc. ... Cwt.	897	2,504	3,501		1,735	340	1,076	1,504		1,357
Mossowah ...	11,024	17,331	76,539	5,954	101	4,153	6,711	32,563	2,794	162
Dunkali Coast ...	20,618	5,559	6,016	3,203	353	7,671	2,066	2,433	2,087	237
Independent Somali Ports ...	13,917	25,280	26,640	6,391	4,397	4,933	8,640	9,281	3,147	2,914
Jeddah ...	1,330					601				
Confidah ...	9,756					3,383				
Hodeidah ...	170,147					67,119				
Mokha, etc. ...	24,599	79,751				9,477	32,913			
Arabian Gulf Ports ...	113,343	48,942	8,347	27,254	12,146	42,860	18,396	3,473	17,632	9,641
Muskat ...										
D'Jibouti and Obokh ...	40,930	33,808	42,061	10,503	7,897	19,226	14,019	17,659	6,539	6,394
Italian East Africa ...	437					138				
Galzan ...		7,970	55,507				3,233	53,839		
Lohia ...	16,000					7,893				
Other Foreign Countries ...	63	65	54	167	6	25	35	82	66	9
TOTAL, FOREIGN COUNTRIES ... Cwt.	431,320	223,339	210,114	53,477	2,635	167,845	67,127	90,677	33,472	24,734
TOTAL, BRITISH EMPIRE AND FOREIGN COUNTRIES ... Cwt.	466,933	294,782	331,951	94,741	35,691	181,680	115,395	137,176	60,856	27,410
Wheat (L. C.)—										
Somaliland ... Cwt.		309					199			
Other British Possessions ...	13					6				
TOTAL, BRITISH EMPIRE ... Cwt.	13	309				6	199			
Hodeidah ... Cwt.	372					142				
Arabian Gulf Ports ...	498	416	391	623	1,242	173	175	176	367	725
Other Foreign Countries ...	73	54	57		3	27	27	25		3
TOTAL, FOREIGN COUNTRIES ... Cwt.	943	470	443	623	1,245	342	202	201	367	728
TOTAL, BRITISH EMPIRE AND FOREIGN COUNTRIES, ... Cwt.	956	689	443	623	1,245	348	391	201	367	728
Oats (L. C.)—										
Other British Possessions ...										
TOTAL, BRITISH EMPIRE ... Cwt.										
Jeddah ... Cwt.			180					87		
Other Foreign Countries ... Cwt.			16					7		
TOTAL, FOREIGN COUNTRIES ... Cwt.			165					74		
TOTAL, BRITISH EMPIRE AND FOREIGN COUNTRIES ... Cwt.			165					74		
Pulse (L. C.)—										
Somaliland ... Cwt.	136	136	803	156	350	75	104	283	151	337
Suakin and Port Sudan ...	498	225		354		373	165		247	
Other British Possessions ...	85	113	122	44	65	51	76	94	27	60
TOTAL, BRITISH EMPIRE ... Cwt.	719	474	433	554	424	499	336	377	435	397
Reunion ... Cwt.	360	174				217	131			
Madagascar ...		289	161	154			219	149	150	
Jeddah ...										
D'Jibouti and Obokh ...	426	231	275	222	159	322	136	241	296	221
Arabian Gulf Ports ...										
Galzan ...										
Other Foreign Countries ...	259	121	66	37	82	146	91	56	27	91
Mossowah ...	293		687	508	230	199		610	501	181
TOTAL, FOREIGN COUNTRIES ... Cwt.	1,339	815	1,179	971	471	674	630	1,055	974	493
TOTAL, BRITISH EMPIRE AND FOREIGN COUNTRIES ... Cwt.	2,057	1,279	1,604	1,525	895	1,373	964	1,432	1,409	800

TOTAL QUANTITIES and VALUE of ARTICLES EXPORTED—continued.

ARTICLES, AND COUNTRIES OF FINAL DESTINATION.	QUANTITIES.					VALUE.				
	1914-1915.	1915-1916.	1916-1917.	1917-1918.	1918-1919.	1914-1915.	1915-1916.	1916-1917.	1917-1918.	1918-1919.
Grain, Pulse and Flour—continued.										
<i>Ries not in the Husk (I. C.)—</i>										
United Kingdom Cwt.	205	135
Somaliand Cwt.	78,829	53,041	100,138	55,621	71,467	39,615	31,320	66,004	43,083	67,939
Zanzibar Cwt.	1,029	504	279	610	354	251
Mauritius Cwt.
Perim Cwt.	1,478	1,638	1,152	843	813	892	993	808	727	835
Suakin and Port Soudan Cwt.	684	4,401	2,145	2,141	380	2,434	1,614	1,455
Other British Possessions Cwt.	11	6	45	9	6	48
TOTAL, BRITISH EMPIRE ... Cwt.	79,500	59,768	103,709	59,618	73,315	41,407	35,245	67,675	45,271	68,823
German East Africa Cwt.
Turkey in Asia Cwt.	135	78
Mozambique Cwt.
North Africa, Morocco, etc. Cwt.
Moscowah Cwt.	5,570	1,139	7,328	3,137	11,080	8,091	817	4,952	2,401	12,726
Dunkali Coast Cwt.	2,033	815	2,481	779	1,008	1,712	471	1,883	642	868
Independent Somali Ports Cwt.	75,561	41,685	52,431	37,634	38,001	31,817	17,758	24,629	19,438	23,770
Italian East Africa Cwt.	9,352	6,071	7,485	2,463	1,831	5,194	3,771	4,804	1,991	1,841
Confidah Cwt.	3,887	2,375
Galsan Cwt.	1,172	3,334	3,001	4,024	684	2,277	2,717	3,645
Lohia Cwt.	3,135	1,728
Hodeidah Cwt.	2,183	285	4,638	272
Farsan Cwt.	296	285	554	385	693	180	193	387	302	600
Mokha Cwt.	2,777	11,300	1,491	6,977
Arabian Gulf Ports Cwt.	37,232	15,083	37,127	22,779	32,809	21,411	9,433	22,543	19,668	29,973
Muskat Cwt.	653	330
Perda Cwt.	253	141
Jeddah Cwt.	1,844	375	1,135	260
D'Jibouti and Obokh Cwt.	16,038	16,708	21,177	11,061	17,815	9,470	10,823	14,545	9,171	17,246
Other Foreign Countries Cwt.	39	67	17	18	61	15
TOTAL, FOREIGN COUNTRIES ... Cwt.	187,304	94,343	126,967	81,208	108,373	84,647	51,786	76,152	60,328	95,970
TOTAL, BRITISH EMPIRE AND FOREIGN COUNTRIES ... Cwt.	244,709	154,090	229,676	139,824	184,091	125,344	86,091	143,827	101,599	164,792
<i>Wheat (I. C.)—</i>										
Somaliand Cwt.	293	147	214	89	238	117	208	104
India—Bombay Cwt.
Other British Possessions Cwt.	63	191	11	6	30	87	8	7
Suakin and Port Soudan Cwt.	113	71
TOTAL, BRITISH EMPIRE ... Cwt.	568	121	158	214	95	338	97	125	208	111
Lohia Cwt.	385	181
Hodeidah Cwt.	611	446
Mokha Cwt.	66	67
Arabian Gulf Ports Cwt.	1,958	1,576	250	93	1,122	1,185	189	85
D'Jibouti and Obokh Cwt.	1,600	889
Moscowah Cwt.	760	2,233	860	1,970
Italian East Africa Cwt.	218	108	186	136
Galsan Cwt.
Other Foreign Countries Cwt.	274	117	107	128	79	171	86	69	120	69
TOTAL, FOREIGN COUNTRIES ... Cwt.	4,160	1,779	363	1,008	2,470	2,943	1,478	257	1,965	2,195
TOTAL, BRITISH EMPIRE AND FOREIGN COUNTRIES ... Cwt.	5,728	1,900	591	1,220	3,605	3,380	1,375	383	1,263	2,306
<i>Wheat Flour (I. C.)—</i>										
Somaliand Cwt.	6,574	3,580	3,837	4,494	6,415	4,495	2,621	3,005	4,471	7,457
Zanzibar Cwt.	495	350	372	410
Perim Cwt.	2,811	4,488	2,639	1,738	2,132	1,683	2,976	1,719	1,658	2,463
Suakin and Port Soudan Cwt.	9,088	11,667	6,665	8,556
India—Bombay Cwt.
Other British Possessions Cwt.	9	10
Mauritius, etc. Cwt.	525	453
TOTAL, BRITISH EMPIRE ... Cwt.	19,443	19,994	6,276	6,222	8,547	19,067	14,872	4,724	6,124	9,920

TOTAL QUANTITIES and VALUE of ARTICLES EXPORTED—continued.

ARTICLES, AND COUNTRIES OF FINAL DESTINATION.	QUANTITIES.					VALUE.				
	1914-1915.	1915-1916.	1916-1917.	1917-1918.	1918-1919.	1914-1915.	1915-1916.	1916-1917.	1917-1918.	1918-1919.
Grain, Pulse and Flour—continued.										
<i>Wheat flour (I. C)—continued.</i>										
Mossowah Cwt.	3,041	1,930	228	300	1,956	1,000	215	487
Dunkali Coast	415	88	268	111
Italian East Africa	9,036	1,908	180	590	5,051	1,427	179	770
Independent Somali Ports	116	204	64	80	190	77
Egypt	304	350	207	370
Jeddah	1,904	1,108
Confdah	2,017	1,108
Gairan	801	6,083	7,703	7,330	522	4,313	7,768	7,593
Lohia	3,315	1,023
Hodeidah	6,581	210	3,717	295
Fursan	133	508	50	304	473	71	377	391	367	503
Mokha	1,364	5,044	930	4,100
Arabian Gulf Ports	2,713	2,553	2,813	1,068	737	1,656	1,728	1,735	537	843
D'Jibouti and Obokh	8,100	1,423	263	3,045	5,301	5,326	1,044	262	3,103	6,070
Mozambique
Other Foreign Countries	102	63	38	64	48	37
TOTAL, FOREIGN COUNTRIES ... Cwt.	39,080	13,643	11,188	12,651	15,721	24,144	9,514	7,537	12,206	17,003
TOTAL, BRITISH EMPIRE AND FOREIGN COUNTRIES ... Cwt.	59,533	33,637	17,434	18,873	24,268	37,511	24,410	12,561	18,930	27,582
<i>Othersorts (I. C)—</i>										
Egypt Cwt.	250	200
Somaliland	166	870	87	1,676	128	414	78	1,708
Suakin and Port Soudan	153	116
India—Bombay
Other British Possessions	54	49	53	66	8	33	50	41	67	10
TOTAL, BRITISH EMPIRE ... Cwt.	373	919	140	316	1,864	267	464	119	267	1,718
France	81	193
Mossowah Cwt.	205	94	140	105
Madagascar
Hodeidah	118	71
Italian East Africa
Arabian Gulf Ports	174	231	143	80
Reunion	200	140
D'Jibouti and Obokh	316	137	295	59	323	109	240	59
Jeddah	195	147
Muskat
Mokha
Other Foreign Countries	223	765	127	131	3	147	118	100	67	4
TOTAL, FOREIGN COUNTRIES ... Cwt.	1,287	832	422	305	469	667	227	355	230	471
TOTAL, BRITISH EMPIRE AND FOREIGN COUNTRIES ... Cwt.	1,660	1,261	562	621	2,352	1,134	691	474	497	2,189
TOTAL, GRAIN, PULSE AND FLOUR ... Cwt.	803,387	490,002	586,720	261,217	207,915	361,645	280,510	206,300	1,86,094	237,564
Gums and Resins—										
<i>Arabic (a) (II. B)—</i>										
United Kingdom Cwt.	812	168	692	182	79	700	398	1,028	306	200
Zanzibar	75	60	130	78
Calcutta	89	195	135	423
India—Bombay	3,169	7,353	6,632	5,861	5,654	3,455	18,126	12,065	13,632	14,006
Other British Possessions	15	4	45	17	6	96
TOTAL, BRITISH EMPIRE ... Cwt.	3,924	7,520	7,064	6,103	5,733	4,307	13,660	14,190	13,208	14,896

TOTAL QUANTITIES and VALUE of ARTICLES EXPORTED—continued.

ARTICLES, AND COUNTRIES OF FINAL DESTINATION.	QUANTITIES.					VALUE.				
	1914-1915.	1915-1916.	1916-1917.	1917-1918.	1918-1919.	1914-1915.	1915-1916.	1916-1917.	1917-1918.	1918-1919.
Gums and Resins—continued.						£	£	£	£	£
<i>Arabia (a) (II. B)—continued.</i>										
Turkey in Asia ... Cwt.										
German East Africa ...										
Italy ...			792	450	50			2,565	1,200	100
Austria ...										
United States ...			240	455				607	600	
Germany ...	352					846				
France ...	2,057	4,195	1,380			4,573	10,135	8,980		
D'Jibouti ...										
Egypt ...										
Belgium ...										
Mokha ...										
Other Foreign Countries... Cwt.	183	8	17		1	152	8	17		1
TOTAL, FOREIGN COUNTRIES ... Cwt.	2,442	4,199	2,379	905	31	5,371	10,148	7,217	1,800	101
TOTAL, BRITISH EMPIRE AND FOREIGN COUNTRIES ... Cwt.	6,366	11,719	10,043	7,009	5,764	9,738	28,808	21,418	15,008	14,007
<i>Berzamin (b) (II. B)—</i>										
Other British Possessions ... Cwt.	31	4	4	39	3	39	10	16	90	31
TOTAL, BRITISH EMPIRE ... Cwt.	21	4	4	39	3	39	10	16	90	31
Egypt ... Cwt.					70					225
Italian East Africa ...	26	23	28	17		83	73	86	79	
Philippine Island ...					62					260
Lobia ...										
D'Jibouti and Obokh ...			53	54	27			163	170	85
Mossawah ...	80					76				
Confidah ...	69					161				
Hodeidah ...	139					39				
Mokha ...		231					485			
Arabian Gulf Ports ...	29	18		28	183	110	74		177	933
Furssan ...										
Gaizan ...		53	231	619	333		109	616	2,119	1,115
Other Foreign Countries ... Cwt.	66	13	35	5	19	100	23	109	18	80
TOTAL, FOREIGN COUNTRIES ... Cwt.	361	339	347	723	664	772	764	918	2,563	2,689
TOTAL, BRITISH EMPIRE AND FOREIGN COUNTRIES ... Cwt.	392	343	351	762	667	811	774	929	2,653	2,709
<i>Olibanum or Frankincense (c) (II. B)—</i>										
United Kingdom ... Cwt.	64	471	899			120	738	1,441		
Somaland... ..		155	200	249	368		103	146	173	346
Straits Settlements ...	1,494	2,351			200	1,040	1,507			200
Suakin, etc. ...		2,251	629	1,767	500		1,768	549	1,925	737
Zanzibar ...	77	905		31		85	251		87	
India—Bombay ...	2,253	11,671	22,448	6,171	1,445	1,768	7,971	23,231	6,395	1,422
Other British Possessions ...	195	3	14	6	9	120	3	12	8	10
Egypt ...			249	6,004	928			307	8,888	1,629
TOTAL, BRITISH EMPIRE ... Cwt.	4,083	17,207	24,432	14,226	3,450	3,139	12,391	25,776	17,476	4,444
German East Africa ... Cwt.					518					760
Greece ...										
Turkey in Europe... ..										
Austria ...	1,516					1,700				
France ...		2,441	3,950	69	236		3,510	5,908	67	333
Germany ...	619					874				
Persia ...										
Other Foreign Countries in Europe ...										
Italy ...			222					395		
North Africa, etc. ...										
Mokha ...		217					222			

TOTAL QUANTITIES and VALUE of ARTICLES EXPORTED—continued.

ARTICLES, AND COUNTRIES OF FINAL DESTINATION.	QUANTITIES.					VALUE.				
	1914-1915.	1915-1916.	1916-1917.	1917-1918.	1918-1919.	£	£	£	£	£
<i>Gums and Resins—continued.</i>										
<i>Olibanum or Frankincense (c) (II B)—continued.</i>										
Massowah ... Cwt.	508	1,618	763	1,114	1,975	514	1,026	575	1,382	2,680
Egypt ...	934	2,238	1,064	2,206
Jeddah ...	78	94
Hodidah
Turkey in Asia ...	671	476
China	610	100	787	200	...
Dankali Ports ...	85	256	74	326
Djibouti and Obokh ...	4,861	5,707	1,049	6,686	6,450	4,231	3,863	977	8,212	9,465
Java ...	112	122
Galzan	249	408	370	579
Muscat
Italian East Africa
United States of America
Other Foreign Countries ...	223	164	129	101	53	181	151	111	122	57
TOTAL, FOREIGN COUNTRIES ... Cwt.	9,631	12,383	6,722	6,238	9,698	9,330	11,068	8,733	10,363	14,218
TOTAL, BRITISH EMPIRE AND FOREIGN COUNTRIES ... Cwt.	13,704	29,590	31,154	22,516	15,436	12,469	23,459	34,579	27,859	18,662
<i>Resin (d) (II B)—</i>										
Other British Possessions ... Cwt.	13	64	6	...	3	11	79	5	...	4
TOTAL, BRITISH EMPIRE ... Cwt.	13	64	6	...	3	11	79	5	...	4
Mokha ... Cwt.
France ...	62	133
Other Foreign Countries ...	30	50	53	15	10	84	49	60	29	10
TOTAL, FOREIGN COUNTRIES ... Cwt.	92	50	53	15	10	167	49	60	29	10
TOTAL, BRITISH EMPIRE AND FOREIGN COUNTRIES ... Cwt.	105	114	59	15	12	178	128	65	29	14
<i>Other sorts (e) (II B)—</i>										
Egypt ... Cwt.	5,902	8,008	9,919	7,319	14,301	23,412
Calcutta
United Kingdom ...	303	668	104	...	40	592	1,344	230	...	347
Somaliland ...	200	134	200	74	87	79
Zanzibar
Suakin, etc.	270	59	82	200	91	179	...
India—Bombay ...	2,026	4,729	5,596	3,356	2,208	2,321	3,637	5,538	3,513	7,722
Other British Possessions ...	74	12	5	66	61	79	13	9	69	25
TOTAL, BRITISH EMPIRE ... Cwt.	2,608	5,811	13,166	10,512	12,248	3,069	5,341	12,325	19,061	31,631
Dankali Ports ... Cwt.	40	67
France ...	352	638
Austria ...	104	202
Germany ...	465	1,023
Italy	146
Massowah ...	97	183	285	95	124	148	169	400	184	240
Egypt ...	3,302	6,947	4,761	11,720
United States	152	345	164	182	...	440	1,226	653	807
Jeddah ...	62	...	102	65	...	123
Hodidah ...	104	107
Galzan	360	466	392	497	1,126	669
Lohia
Hodidah ...	536	488
Mokha ...	118	400	89	467
China	87	153
Djibouti and Obokh ...	531	647	284	1,029	710	510	743	402	637	791
Tonkin
Other Foreign Countries ...	217	179	18	4	13	200	181	23	5	27
Italian East Africa ...	130	151
TOTAL, FOREIGN COUNTRIES ... Cwt.	6,003	10,407	1,581	1,788	1,461	8,550	13,609	2,754	3,005	2,391
TOTAL, BRITISH EMPIRE AND FOREIGN COUNTRIES ... Cwt.	8,671	16,308	14,747	12,300	13,709	11,618	19,040	16,079	21,066	33,923
TOTAL, GUMS AND RESINS ... Cwt.	29,228	58,072	58,354	42,601	33,498	34,812	67,201	72,905	66,615	70,305

No. 8—continued.

TOTAL QUANTITIES and VALUE of ARTICLES EXPORTED—continued.

ARTICLES, AND COUNTRIES OF FINAL DESTINATION.	QUANTITIES.					VALUE.					
	1914-1915.	1915-1916.	1916-1917.	1917-1918.	1918-1919.	1914-1915.	1915-1916.	1916-1917.	1917-1918.	1918-1919.	
Hardware and Cutlery, including plated ware (III E)—						£	£	£	£	£	
United Kingdom Value.	87	123	73	161	
Somaliland	670	666	1,133	691	680	
Zanzibar and Pemba	78	293	188	
Perim	433	80	137	676	
Suakin, and Port Sudan	
India—Bombay	334	1,237	1,391	1,065	1,485	
—Madras	
Other British Possessions	58	122	12	42	33	
Egypt	232	
TOTAL, BRITISH EMPIRE ... Value.	1,552	2,216	2,808	2,528	2,980	
Kamaran, &c. Value.	95	
Italy	
Germany	
Holland	
North East Africa—Morocco	
Masowah	268	90	137	104	
Independent Somali Ports	108	
Italian East Africa	1,206	602	322	245	
Dunkali Coast	
Jeddah	
Muskat	
Confidah	191	
Hodaidah	76	
Mokha	167	201	
Arabian Gulf Ports	005	1,405	834	420	312	
Perak	476	
Turkey in Asia	107	677	139	167	
D'Jibouti and Obokh	940	1,309	1,391	3,160	2,513	
Gnizan	95	74	
Other Foreign Countries	203	814	199	59	110	
Madagascar	71	
TOTAL, FOREIGN COUNTRIES ... Value.	4,594	4,061	3,460	4,409	3,206	
TOTAL, BRITISH EMPIRE AND FOREIGN COUNTRIES ... Value.	6,146	6,276	6,358	6,937	6,185	
Hides and Skins, Raw—											
Hides, Raw—											
Cow Hides (I) (IIC)—											
Egypt	{ Cwt. & Nos.	168	72	1,843	1,343	385	} 13,023	
		1,680	790	18,420		
United Kingdom	{ Cwt. & Nos.	22,393	5,176	32,146	25,379	3,643	128,903	31,691	189,433	1,49,996	} 23,912
		223,928	51,758	331,452	253,774	36,423	
Zanzibar	{ Cwt. & Nos.	} 107
		1,617	1,633	6,977	81	105	3,094	2,189	15,659	169	
India—Bombay	{ Cwt. & Nos.	16,170	19,325	68,765	840	1,060	
		14	2	3	7	5	1	
Other British Possessions	{ Cwt. & Nos.	14	17	3	
		
TOTAL, BRITISH EMPIRE ...	{ Cwt. & Nos.	24,011½	6,811	33,169½	25,534	5,590	1,32,004	33,882	206,435	1,49,549	} 37,047
		240,110	68,097	331,979	255,334	55,895	
Egypt	{ Cwt. & Nos.	30	260	200	455	} 11,860
		800	2,500	
Austria	{ Cwt. & Nos.	2,231	8,330	
		22,335	
France	{ Cwt. & Nos.	9,857	3,966	150	1,472	40,225	14,158	1,600	
		98,671	29,660	1,600	14,719	

No. 8—continued.

TOTAL QUANTITIES and VALUE of ARTICLES EXPORTED—continued.

ARTICLES, AND COUNTRIES OF FINAL DESTINATION.	QUANTITIES.					VALUE.				
	1914-1915.	1915-1916.	1916-1917.	1917-1918.	1918-1919.	1914-1915.	1915-1916.	1916-1917.	1917-1918.	1918-1919.
<i>Hides and Skins, Raw—continued.</i>						£	£	£	£	£.
<i>Hides, Raw—continued.</i>										
<i>Cow Hides (b) (II C)—continued.</i>										
Germany	{ Cwt. & Nos. 1,320 } { 13,202 }	{ }	{ }	{ }	{ }	{ 7,772 }	{ }	{ }	{ }	{ }
Belgium	{ Cwt. & Nos. 294 } { 2,940 }	{ }	{ }	{ }	{ }	{ 656 }	{ }	{ }	{ }	{ }
Holland	{ Cwt. & Nos. 196 } { 1,960 }	{ }	{ }	{ }	{ }	{ 1,419 }	{ }	{ }	{ }	{ }
Italy	{ Cwt. & Nos. 11,848 } { 118,480 }	{ 26,968 }	{ 3,698 }	{ 2,989 }	{ 6,860 }	{ 49,939 }	{ 146,161 }	{ 19,945 }	{ 18,167 }	{ 27,319 }
Spain	{ Cwt. & Nos. 2,730 } { 27,300 }	{ 120 }	{ }	{ }	{ }	{ 13,443 }	{ 400 }	{ }	{ }	{ }
Portugal	{ Cwt. & Nos. }	{ }	{ }	{ }	{ }	{ }	{ }	{ }	{ }	{ }
Djibouti	{ Cwt. & Nos. }	{ }	{ }	{ }	{ 855 }	{ }	{ }	{ }	{ }	{ 6,933 }
Turkey in Europe	{ Cwt. & Nos. 313 } { 3,130 }	{ }	{ }	{ }	{ }	{ 1,093 }	{ }	{ }	{ }	{ }
United States	{ Cwt. & Nos. 83 } { 830 }	{ 239 }	{ 116 }	{ }	{ 400 }	{ 500 }	{ 1,360 }	{ 733 }	{ }	{ 2,287 }
Philippine Islands	{ Cwt. & Nos. }	{ }	{ }	{ }	{ 215 }	{ }	{ }	{ }	{ }	{ 1,067 }
Turkey in Asia	{ Cwt. & Nos. }	{ }	{ }	{ }	{ }	{ }	{ }	{ }	{ }	{ }
North Africa	{ Cwt. & Nos. }	{ }	{ }	{ }	{ }	{ }	{ }	{ }	{ }	{ }
Massawah	{ Cwt. & Nos. }	{ }	{ }	{ 1,170 }	{ }	{ }	{ }	{ }	{ 4,000 }	{ }
Russia in Europe	{ Cwt. & Nos. }	{ }	{ }	{ }	{ }	{ }	{ }	{ }	{ }	{ }
Greece	{ Cwt. & Nos. }	{ }	{ }	{ }	{ 203 }	{ }	{ }	{ }	{ }	{ 67 }
Other Foreign Countries	{ Cwt. & Nos. 14 } { 145 }	{ 6 }	{ }	{ }	{ }	{ 47 }	{ 9 }	{ }	{ }	{ }
TOTAL, FOREIGN COUNTRIES	{ Cwt. & Nos. 23,919 } { 239,193 }	{ 30,489 }	{ 3,814 }	{ 4,309 }	{ 10,005 }	{ 125,236 }	{ 102,673 }	{ 30,078 }	{ 23,667 }	{ 60,263 }
TOTAL, BRITISH EMPIRE AND FOREIGN COUNTRIES	{ Cwt. & Nos. 52,931 } { 529,308 }	{ 87,300 }	{ 42,002 }	{ 29,843 }	{ 16,595 }	{ 257,340 }	{ 196,455 }	{ 237,113 }	{ 1,73,316 }	{ 87,310 }
<i>Calf Skins (c) (II C)—</i>										
United Kingdom	{ Cwt. & Nos. 200 } { 2,000 }	{ }	{ 580 }	{ }	{ }	{ 233 }	{ }	{ 467 }	{ }	{ }
TOTAL, BRITISH EMPIRE	{ Cwt. & Nos. 200 } { 2,000 }	{ }	{ 580 }	{ }	{ }	{ 233 }	{ }	{ 467 }	{ }	{ }
Djibouti	{ Cwt. & Nos. }	{ }	{ }	{ }	{ 125 }	{ }	{ }	{ }	{ }	{ 1,867 }
TOTAL FOREIGN COUNTRIES	{ Cwt. & Nos. }	{ }	{ }	{ }	{ 125 }	{ }	{ }	{ }	{ }	{ 1,867 }
TOTAL, BRITISH EMPIRE AND FOREIGN COUNTRIES	{ Cwt. & Nos. 200 } { 2,000 }	{ }	{ 580 }	{ }	{ 125 }	{ 233 }	{ }	{ 467 }	{ }	{ 1,867 }
<i>Others (d) (II D)—</i>										
United Kingdom	{ Cwt. & Nos. 70 } { 700 }	{ 217 }	{ }	{ }	{ }	{ 162 }	{ 597 }	{ }	{ }	{ }
India—Bombay	{ Cwt. & Nos. 56 } { 560 }	{ 2,175 }	{ 202 }	{ }	{ }	{ 91 }	{ 211 }	{ 326 }	{ }	{ }
Other British Possession	{ Cwt. & Nos. }	{ 1 }	{ 2,020 }	{ }	{ 46 }	{ }	{ }	{ }	{ }	{ }
TOTAL, BRITISH EMPIRE	{ Cwt. & Nos. 126 } { 1,260 }	{ 218 }	{ 2,022 }	{ 46 }	{ }	{ 253 }	{ 814 }	{ 329 }	{ 46 }	{ }

No. 8—continued.

TOTAL QUANTITIES and VALUE of ARTICLES EXPORTED—continued.

ARTICLE, AND COUNTRIES OF FINAL DESTINATION.	QUANTITIES.					VALUE.				
	1914-1915.	1915-1916.	1916-1917.	1917-1918.	1918-1919.	1914-1915.	1915-1916.	1916-1917.	1917-1918.	1918-1919.
Hides and Skins, Raw—continued.										
Hides, Raw—continued.										
<i>Others (d) (II D)—continued.</i>										
France	Cwt. & Nos. 00 899	165
Italy	Cwt. & Nos.	2,000	4,898
Austria	Cwt. & Nos. 25 250	83
Portugal	Cwt. & Nos.
Germany	Cwt. & Nos.
Other Foreign Countries	Cwt. & Nos. 16 160	19 185	20 204	13 180	2 20	67	18	22	13	4
TOTAL, FOREIGN COUNTRIES	Cwt. & Nos. 110 1,103	19 185	20 204	2,013 20,130	2 20	305	18	22	4,391	4
TOTAL, BRITISH EMPIRE AND FOREIGN COUNTRIES	Cwt. & Nos. 236 2,308	382 8,818	2,224 2,232	2,059 20,590	2 20	658	832	360	4,426	4
TOTAL, HIDES, RAW	Cwt. & Nos. 53,367 533,666	37,932 870,804	42,805 428,063	31,902 319,015	15,722 159,464	253,031	197,287	227,930	177,642	89,181
Skins, Raw—										
<i>Goat Skins (a) (II C)—</i>										
United Kingdom	Cwt. & Nos. 1,743 130,419	6,750 640,005	15,702 1,266,135	1,438 115,061	2,649 211,908	9,808	36,564	189,510	16,329	30,555
Zanzibar	Cwt. & Nos.
India—Bombay	Cwt. & Nos. 8,363 269,050	1,617 209,335	3,816 305,296	842 67,367	1,640 191,195	5,846	4,381	8,383	2,754	4,249
Egypt	Cwt. & Nos.	35 2,800	333
Other British Possessions	Cwt. & Nos. 2 160	10
TOTAL, BRITISH EMPIRE	Cwt. & Nos. 5,108 403,629	8,367 749,340	19,518 1,561,430	2,280 182,428	4,324 346,903	15,604	40,945	197,893	19,683	35,137
Italy	Cwt. & Nos. 61 520	365 28,380	1,584 126,745	28 2,210	67	2,313	10,319	347
Philippine Island	Cwt. & Nos.	680 54,369	4,166
Austria	Cwt. & Nos.
France	Cwt. & Nos. 3,281 262,455	1,204 96,350	412 32,940	5,816 449,250	8,298 669,900	17,617	6,839	4,049	45,567	121,107
Independent Somali Ports	Cwt. & Nos.
Germany	Cwt. & Nos. 31 2,700	135
United States	Cwt. & Nos. 32,040 2,568,195	34,593 2,761,471	34,012 2,720,925	6,396 511,636	20,684 1,670,747	188,452	107,774	305,912	61,456	154,231
Holland	Cwt. & Nos. 40 3,652	308
Spain	Cwt. & Nos.	323 25,800	3,000
Belgium	Cwt. & Nos.

No. 8—continued.

TOTAL QUANTITIES and VALUE of ARTICLES EXPORTED—continued.

ARTICLES, AND COUNTRIES OF FINAL DESTINATION.	QUANTITIES.					VALUE.					
	1914-1915.	1915-1916.	1916-1917.	1917-1918.	1918-1919.	1914-1915.	1915-1916.	1916-1917.	1917-1918.	1918-1919.	
<i>Hides and Skins—continued.</i>											
<i>Skins, Raw—continued.</i>											
<i>Goat Skins (a) (II O)—continued.</i>											
Djibouti	Cwt. & Nos.	64	680	
Other Foreign Countries	Cwt. & Nos.	1	1	3	5	
Hodaidah	Cwt. & Nos.	27	62	
TOTAL, FOREIGN COUNTRIES	Cwt. & Nos.	35,435½	30,163	30,338	12,040	20,928	200,659	208,926	323,235	107,370	230,184
TOTAL, BRITISH EMPIRE AND FOREIGN COUNTRIES	Cwt. & Nos.	2,394,762	2,693,201	2,906,483	963,066	2,394,016	222,323	247,671	621,178	126,853	315,321
<i>Sheep Skins (b) (II O)—</i>											
United Kingdom	Cwt. & Nos.	8,580	13,056	13,541	5,091	12,951	63,498	71,866	142,064	64,312	133,900
Zanzibar	Cwt. & Nos.	766,421	1,046,866	1,033,296	455,299	1,030,070
Suakin and Port Soudan	Cwt. & Nos.	99	733
Madras	Cwt. & Nos.
India—Bombay	Cwt. & Nos.	1,632	1,389	1,542	787	1,400	2,907	2,017	4,101	2,400	3,378
Egypt	Cwt. & Nos.	130,690	103,140	123,370	61,350	112,035	417
Other British Possessions	Cwt. & Nos.	53
TOTAL, BRITISH EMPIRE	Cwt. & Nos.	11,213	14,375	15,183	6,458	14,404	66,310	73,939	147,498	66,712	139,725
Philippine Island	Cwt. & Nos.	378	8,038
France	Cwt. & Nos.	2,356	274	1,031	750	1,262	21,143	2,037	7,916	5,333	8,667
Germany	Cwt. & Nos.	188,606	21,900	82,480	60,000	100,930
Belgium	Cwt. & Nos.	160	947
Spain	Cwt. & Nos.
Holland	Cwt. & Nos.	195	2,673
Italy	Cwt. & Nos.	15,800
United States	Cwt. & Nos.	30	60	175	184	240	307	2,000	2,439
Massowah	Cwt. & Nos.	2,400	4,760	14,000	14,750
Other Foreign Countries	Cwt. & Nos.	7,397	12,576	14,932	2,231	14,561	56,291	91,928	132,616	22,902	119,166
D'Jabouti	Cwt. & Nos.	591,770	1,006,255	1,122,569	152,498	1,160,074
TOTAL, FOREIGN COUNTRIES	Cwt. & Nos.	12	1	54	5
TOTAL, BRITISH EMPIRE AND FOREIGN COUNTRIES	Cwt. & Nos.	980	78	107	667
TOTAL, FOREIGN COUNTRIES	Cwt. & Nos.	10,160	12,912	15,239	3,215	16,191	81,355	94,342	142,537	30,369	131,538
TOTAL, BRITISH EMPIRE AND FOREIGN COUNTRIES	Cwt. & Nos.	90
TOTAL, BRITISH EMPIRE AND FOREIGN COUNTRIES	Cwt. & Nos.	90
TOTAL, BRITISH EMPIRE AND FOREIGN COUNTRIES	Cwt. & Nos.	91,372	27,227	30,421	0,673	30,595	147,665	169,245	290,035	97,030	271,263
TOTAL, BRITISH EMPIRE AND FOREIGN COUNTRIES	Cwt. & Nos.	1,709,886	2,163,911	2,433,692	778,895	2,447,623

TOTAL QUANTITIES and VALUE of ARTICLES EXPORTED—continued.

ARTICLES, AND COUNTRIES OF FINAL DESTINATION.	QUANTITIES.					VALUE.				
	1914-1915.	1916-1916.	1916-1917.	1917-1918.	1918-1919.	1914-1915.	1916-1916.	1916-1917.	1917-1918.	1918-1919.
Hides and Skins, Raw—continued.										
<i>Skins, Raw—continued.</i>						£	£	£	£	£
<i>Other Skins (c) (IIC)—</i>										
United Kingdom ... { Cwt. & Nos.	2,122 679,000	1,843 589,890	5,605 1,812,655	2,544 819,034	2,932 944,776	8,659	7,723	24,385	11,648	14,300
Somaland ... { Cwt. & Nos.					
India—Bombay ... { Cwt. & Nos.	70 23,420	130 44,520					
Other British Possessions ... { Cwt. & Nos.					
TOTAL, BRITISH EMPIRE ... { Cwt. & Nos.	2,192 701,420	1,843 589,890	5,605 1,812,655	2,544 819,034	2,932 989,296					
Austria ... { Cwt. & Nos.	3,640
France ... { Cwt. & Nos.	57 18,240					
Germany ... { Cwt. & Nos.	812 259,780					
Belgium ... { Cwt. & Nos.					
United States ... { Cwt. & Nos.					
Other Foreign Countries ... { Cwt. & Nos.	27 8,470	60	80	3
TOTAL, FOREIGN COUNTRIES ... { Cwt. & Nos.	812 259,780	27 8,470	57 18,240	60	3,640	80	303	3
TOTAL, BRITISH EMPIRE AND FOREIGN COUNTRIES ... { Cwt. & Nos.	3,004 961,200	1,870 598,270	5,605 1,812,655	2,601 837,174	2,991 989,596	12,756	7,803	24,385	11,951	15,203
TOTAL, SKINS ... { Cwt. & Nos.	64,910 5,914,457	79,676 6,422,732	91,036 8,714,265	26,594 2,751,593	67,036 6,176,698	389,774	423,919	836,593	236,934	631,737
TOTAL, HIDES AND SKINS ... { Cwt. & Nos.	118,280 6,448,123	111,358 6,799,626	134,741 8,142,818	58,496 3,070,669	83,039 8,335,362	640,805	621,300	1,063,523	413,628	600,968
<i>Cutting of Hides and Skins, raw (IIC)—</i>										
India—Bombay ... Cwt.	153	65	308	95
Other British Possessions ... Cwt.	11	6	48	22	4	20
TOTAL, BRITISH EMPIRE ... Cwt.	11	153	65	6	48	22	308	95	4	20
France ... Cwt.
D'Jabouli and Obokh ... Cwt.
United States of America ... Cwt.
Other Foreign Countries ... Cwt.	11	14	43	33	17	64	16	38	45	47
TOTAL, FOREIGN COUNTRIES ... Cwt.	11	14	43	33	17	64	16	38	45	47
TOTAL, BRITISH EMPIRE AND FOREIGN COUNTRIES ... Cwt.	22	167	108	39	65	86	384	133	49	67
<i>Horns, tips and pieces of horn, and Horn-meal (II J)—</i>										
India—Bombay ... Cwt.
United Kingdom ... Cwt.	202	440
Other British Possessions ... Cwt.	3	1	10	1
TOTAL, BRITISH EMPIRE ... Cwt.	3	202	1	10	440	1
Jeddah ... Cwt.
Germany ... Cwt.
Other Foreign Countries ... Cwt.	1	4	13	20
TOTAL, FOREIGN COUNTRIES ... Cwt.	1	4	13	20
TOTAL, BRITISH EMPIRE AND FOREIGN COUNTRIES ... Cwt.	4	206	1	23	460	1

No. 8—continued.

TOTAL QUANTITIES and VALUE of ARTICLES EXPORTED—continued.

ARTICLES, AND COUNTRIES OF FINAL DESTINATION.	QUANTITIES.					VALUE.				
	1914-1915.	1915-1916.	1916-1917.	1917-1918.	1918-1919.	1914-1915.	1915-1916.	1916-1917.	1917-1918.	1918-1919.
Instruments, Apparatus, and Appliances, and parts thereof—						£	£	£	£	£
<i>Musical (a) (III E)—</i>										
United Kingdom Value.										
Somaliand Value.								67		
India—Bombay Value.										
Karachi Value.										
Other British Possessions Value.						48	49	3	74	19
TOTAL, BRITISH EMPIRE ... Value.						48	49	70	74	19
Arabian Gulf Ports Value.									81	
Other Foreign Countries Value.						45	22	76	15	8
TOTAL, FOREIGN COUNTRIES ... Value.						45	22	76	96	8
TOTAL, BRITISH EMPIRE AND FOREIGN COUNTRIES ... Value.						83	70	146	170	27
<i>Other kinds (b) (III E)—</i>										
India—Bombay Value.								920		
British Somaliand Value.										230
United Kingdom Value.						230		649		
Perim Value.						131	174	1,532		199
Other British Possessions Value.						74	100	26	147	4
TOTAL, BRITISH EMPIRE ... Value.						435	374	8,310	147	423
D'Jabouti and Obokh Value.							180	253	116	
Arabian Gulf Ports Value.									277	
Jeddah Value.										
France Value.								93		
Gaizan Value.									93	
Italy Value.										
Italian East Africa Value.										
Other Foreign Countries Value.						94	4	60		10
TOTAL, FOREIGN COUNTRIES ... Value.						94	184	476	484	10
TOTAL, BRITISH EMPIRE AND FOREIGN COUNTRIES ... Value.						529	458	3,722	631	433
TOTAL, INSTRUMENTS ... Value.						667	529	3,866	811	463
Ivory—										
<i>Unmanufactured (II J)—</i>										
United Kingdom Lbs.	7,461		3,192			3,628		1,733		
India—Bombay Lbs.	1,288	12,472	22,652	18,200	15,582	603	4,660	9,652	6,320	5,737
Other British Possessions Lbs.										
TOTAL, BRITISH EMPIRE ... Lbs.	8,749	12,472	25,844	18,200	15,582	4,231	4,660	11,385	6,320	5,737
D'Jabouti Lbs.										
China Lbs.			924					367		
United States Lbs.	3,794	6,485				2,371	3,618			
Belgium Lbs.										
Italian East Africa Lbs.		260					133			
Other Foreign Countries Lbs.	224					17				
TOTAL, FOREIGN COUNTRIES ... Lbs.	4,018	6,765	924			2,388	3,751	367		
TOTAL, BRITISH EMPIRE AND FOREIGN COUNTRIES ... Lbs.	12,767	19,237	26,768	18,200	15,582	6,619	8,411	11,752	6,320	5,737
<i>Manufactured (III P)—</i>										
United Kingdom Value.										
Other British Possessions Value.										
TOTAL, BRITISH EMPIRE ... Value.										
Other Foreign Countries Value.							36	75	48	3
TOTAL, FOREIGN COUNTRIES ... Value.							36	75	48	3
TOTAL, BRITISH EMPIRE AND FOREIGN COUNTRIES ... Value.							36	75	48	3
Jewellery (excluding imitation jewellery and precious stones and pearls, unset) also plate of Gold and Silver—										
<i>Jewellery (a) (III F)—</i>										
India—Bombay Value.						600				
Other British Possessions Value.							60	24		27
TOTAL, BRITISH EMPIRE ... Value.						600	60	24		27
Hodaidah Value.										
D'Jabouti and Obokh Value.										
Arabian Gulf Ports Value.						120	274	156		
Other Foreign Countries Value.								407	376	198
TOTAL, FOREIGN COUNTRIES ... Value.						120	274	563	376	198
TOTAL, BRITISH EMPIRE AND FOREIGN COUNTRIES ... Value.						720	334	611	381	225

TOTAL QUANTITIES and VALUE of ARTICLES EXPORTED—continued.

ARTICLES, AND COUNTRIES OF FINAL DESTINATION.	QUANTITIES.					VALUE.				
	1914-1915.	1915-1916.	1916-1917.	1917-1918.	1918-1919.	1914-1915.	1915-1916.	1916-1917.	1917-1918.	1918-1919.
Jewellery (excluding imitation Jewellery and precious stones and pearls, unset), also plate of Gold and Silver—continued.						£	£	£	£	£
<i>Plate of Gold and Silver (b) (III F)—</i>										
United Kingdom Value.
India—Bombay Value.	200
Other British Possessions Value.	27
TOTAL, BRITISH EMPIRE ... Value.	200	27
TOTAL, BRITISH EMPIRE AND FOREIGN COUNTRIES ... Value.	200	27
TOTAL, VALUE OF JEWELLERY, ETC., ALSO PLATE OF GOLD AND SILVER ... Value.	1,019	397	611	408	225
Lac—										
<i>Sticks (II B)—</i>										
Other British Possessions ... Cwt.	2	1/2	8	1
TOTAL, BRITISH EMPIRE ... Cwt.	2	1/2	8	1
Other Foreign Countries ... Cwt.	1	6	13
TOTAL, FOREIGN COUNTRIES ... Cwt.	1	6	13
TOTAL, BRITISH EMPIRE AND FOREIGN COUNTRIES ... Cwt.	2	1 1/2	8	7	13
Lacqueredware (III H)—										
Other Foreign Countries ... Value.	6	8	11	25
TOTAL, FOREIGN COUNTRIES ... Value.	6	8	11	25
TOTAL, BRITISH EMPIRE AND FOREIGN COUNTRIES ... Value.	6	8	11	25
Leather—										
<i>Hides and Skins (tanned or dressed) and Leather Hides (tanned or dressed)—</i>										
<i>Cow Hides (b) (III I)—</i>										
Other British Possessions ... Cwt. & Nos.	1	4	1/2	10	20	1
TOTAL, BRITISH EMPIRE ... Cwt. & Nos.	1	4	1/2	10	20	1
Other Foreign Countries ... Cwt. & Nos.
TOTAL, FOREIGN COUNTRIES ... Cwt. & Nos.
TOTAL, BRITISH EMPIRE AND FOREIGN COUNTRIES ... Cwt. & Nos.	9	4 1/2	16	27
<i>Buffalo Hides (a) (III I)—</i>										
Other British Possessions ... Cwt. & Nos.	1/2	4
TOTAL, BRITISH EMPIRE ... Cwt. & Nos.	1/2	4
D'Jabouti and Obokh ... Cwt. & Nos.
Other Foreign Countries ... Cwt. & Nos.	2	1/2	6	7
TOTAL, FOREIGN COUNTRIES ... Cwt. & Nos.	2	1/2	6	7
TOTAL, BRITISH EMPIRE AND FOREIGN COUNTRIES ... Cwt. & Nos.	9	4 1/2	16	27
<i>Other Hides (c) (III I)—</i>										
Other British Possessions ... Cwt. & Nos.	1	5
TOTAL, BRITISH EMPIRE ... Cwt. & Nos.	1	5
D'Jabouti ... Cwt. & Nos.
TOTAL, FOREIGN COUNTRIES ... Cwt. & Nos.
TOTAL, BRITISH EMPIRE AND FOREIGN COUNTRIES ... Cwt. & Nos.	1	5
TOTAL, HIDES, TANNED OR DRESSED ... Cwt. & Nos.	4	4 1/2	1/2	21	27	5
<i>Skins, tanned or dressed—</i>										
<i>Goat Skins (a) (III I)—</i>										
United Kingdom ... Cwt. & Nos.	44	348
Egypt ... Cwt. & Nos.	3,492	175	1,733
Other British Possessions ... Cwt. & Nos.
TOTAL, BRITISH EMPIRE ... Cwt. & Nos.	44	175	348	1,733

TOTAL QUANTITIES and VALUE of ARTICLES EXPORTED—continued.

ARTICLES AND COUNTRIES OF FINAL DESTINATION.	QUANTITIES.					VALUE.				
	1914-1915.	1915-1916.	1916-1917.	1917-1918.	1918-1919.	1914-1915.	1915-1916.	1916-1917.	1917-1918.	1918-1919.
<i>Leather—continued.</i>										
<i>Skins Tanned or Dressed—continued.</i>										
<i>Goat Skins (a) (III. 1)—continued.</i>										
D'Jaboti and Obokh	Cwt. & Nos. 62½ 5,000	450 38,505	517 25,360	140 11,300	£ 803	£ 2	£ 1,837	£	£ 2,027
Mossawah	Cwt. & Nos.
Other Foreign Countries	Cwt. & Nos.
TOTAL, FOREIGN COUNTRIES	Cwt. & Nos. 62½ 5,000	450 38,505	517 25,360	140 11,300	£ 803	£ 2,593	£ 1,837	£	£ 2,027
TOTAL, BRITISH EMPIRE AND FOREIGN COUNTRIES	Cwt. & Nos. 62½ 5,000	456 38,505	531 25,360	175 13,600	140 11,300	£ 803	£ 2,593	£ 2,136	£ 1,733	£ 2,027
<i>Sheep Skins (b) (III. 1)—</i>										
Somaliland	Cwt. & Nos.
Other British Possessions	Cwt. & Nos.	1 84	15
TOTAL, BRITISH EMPIRE	Cwt. & Nos.	1 84	15
D'Jaboti	Cwt. & Nos. 144 11,604	175 14,000	83 6,600	£ 1,323	£ 1,338	£ 947
Italy	Cwt. & Nos.
Mossawah	Cwt. & Nos.
Other Foreign Countries	Cwt. & Nos.	7½ 5	½ 40	1	17
TOTAL, FOREIGN COUNTRIES	Cwt. & Nos. 144 11,604	175½ 14,005	83 6,600	½ 40	£ 1,323	£ 1,334	£ 947	£ 17
TOTAL, BRITISH EMPIRE AND FOREIGN COUNTRIES	Cwt. & Nos. 144 11,604	176½ 14,009	83 6,600	½ 40	£ 1,323	£ 1,340	£ 947	£ 17
<i>Other Skins (c) (III. 2)—</i>										
Other British Possessions	Cwt. & Nos. 2½ 620	£ 61
TOTAL, BRITISH EMPIRE	Cwt. & Nos. 2½ 620	£ 61
D'Jaboti and Obokh	Cwt. & Nos. 18 5,686	148 46,730	64 20,633	£ 634	£ 4,631	£ 2,712
Other Foreign Countries	Cwt. & Nos.	½ 130	13
TOTAL, FOREIGN COUNTRIES	Cwt. & Nos. 18 5,686	64½ 20,633	£ 634	2,735
TOTAL, BRITISH EMPIRE AND FOREIGN COUNTRIES	Cwt. & Nos. 20½ 6,100	148 46,730	64½ 20,633	£ 635	£ 4,631	£ 2,735
TOTAL, SKINS, TANNED OR DRESSED.	Cwt. & Nos. 256½ 22,884	632½ 50,594	444 35,452	321½ 60,763	204½ 31,853	£ 2,920	£ 4,242	£ 3,132	£ 6,381	£ 4,762
TOTAL, HIDES AND SKINS, TANNED OR DRESSED	Cwt. & Nos. 230½ 22,720	636½ 50,634	444 35,452	322½ 60,763	204½ 31,853	£ 2,341	£ 4,239	£ 3,132	£ 6,386	£ 4,762
<i>Unwrought (III. 1)—</i>										
Other British Possessions	Cwt.	1
TOTAL, BRITISH EMPIRE	Cwt.	1
D'Jaboti	Cwt.
Other Foreign Countries	Cwt.
TOTAL, FOREIGN COUNTRIES	Cwt.
TOTAL, BRITISH EMPIRE AND FOREIGN COUNTRIES	Cwt.	1
<i>Manufactures (excluding boots and shoes)—</i>										
<i>Saddlery and Harness (a) (III. 1)—</i>										
Somaliland	Value.	27
Zanzibar and Pemba	Value.
Other British Possessions	Value.	65	10
TOTAL, BRITISH EMPIRE	Value.	65	10	27
D'Jaboti and Obokh	Value.
Other Foreign Countries	Value.	16	10	89	67	22
TOTAL, FOREIGN COUNTRIES	Value.	16	10	86	67	22
TOTAL, BRITISH EMPIRE AND FOREIGN COUNTRIES	Value.	81	20	86	67	49

TOTAL QUANTITIES and VALUE of ARTICLES EXPORTED—continued.

ARTICLES, AND COUNTRIES OF FINAL DESTINATION.	QUANTITIES.					VALUE.				
	1914-1915.	1915-1916.	1916-1917.	1917-1918.	1918-1919.	1914-1915.	1915-1916.	1916-1917.	1917-1918.	1918-1919.
Leather—continued.										
Other Sorts (b) (III. D)— India—BombayValue.	67
Other British PossessionsValue.	9	8	50	35	4
TOTAL, BRITISH POSSESSIONS ...Value.	9	8	50	35	71
D'Jibouti and ObokhValue.	141
MozawahValue.
Other Foreign CountriesValue.	30	30	64	114	37
TOTAL, FOREIGN COUNTRIES ...Value.	30	30	64	114	176
TOTAL, BRITISH EMPIRE AND FOREIGN COUNTRIESValue.	39	38	114	149	249
TOTAL, LEATHER ...Value.	2,461	63	3,332	6,802	5,061
Liquors—										
Spirits (I. D)—										
BombayGals.	80	140	70	102
SomalilandGals.	705	743	1,346	967	1,525	312	363	831	562	653
ZanzibarGals.	1,520	2,078	2,205	180	231	433	968	163
PerimGals.	654	896	1,856	522	993	446	345	693	399	1,056
EgyptGals.	90	71
United KingdomGals.
Other British PossessionsGals.	137	52	40	76	42	45
TOTAL, BRITISH EMPIRE ... Gals.	3,034	4,617	6,549	1,749	2,698	1,065	1,199	2,545	1,214	1,856
Kamaran and FursanGals.	311	322	96	98	329	224	83	86
Italian East AfricaGals.
HodaidahGals.	106	194
D'Jibouti and ObokhGals.	133	506	2,291	77	503	2,651
Dunkali CoastGals.
Turkey in AsiaGals.
MokhaGals.
MozawahGals.	100	105
Other Foreign CountriesGals.	234	45	171	20	43	127	24	72	19	60
TOTAL, FOREIGN COUNTRIES ... Gals.	234	489	403	622	2,637	127	330	296	603	3,286
TOTAL, BRITISH EMPIRE AND FOREIGN COUNTRIESGals.	3,268	5,106	6,952	2,371	5,335	1,192	1,529	3,141	1,817	5,342
Wines (I. D)—										
SomalilandGals.	165	128	305	193	235	94	99	229	106	158
ZanzibarGals.	130	73
PerimGals.	257	374	106	50	93	68	69	76	49	130
United KingdomGals.
Other British PossessionsGals.	179	12	36	53	8	43
TOTAL, BRITISH EMPIRE ... Gals.	601	642	449	243	327	215	249	348	165	318
Italian East AfricaGals.	618	74
German East AfricaGals.
D'JiboutiGals.	3,851	23,238
MozawahGals.	4
HodaidahGals.
KonfidahGals.
MokhaGals.
Other Foreign CountriesGals.	396	258	141	72	4	75	83	69	43	4
TOTAL, FOREIGN COUNTRIES ... Gals.	396	269	141	690	3,855	75	83	69	116	3,202
TOTAL, BRITISH EMPIRE AND FOREIGN COUNTRIESGals.	997	900	590	639	4,190	290	332	417	271	3,520
Other Sorts of Liquors (I. D)—										
SomalilandGals.	1,376	630	789	344	1,123	243	184	219	85	127
PerimGals.	2,358	2,319	2,226	736	1,201	297	360	536	207	683
ZanzibarGals.	634	602	131	169
Kamaran and FursanGals.	359	82
India—BombayGals.	20	67
Other British PossessionsGals.	40	264	9	59
TOTAL, BRITISH EMPIRE ... Gals.	5,068	4,700	3,869	1,090	2,359	661	754	863	392	837
Kamaran and FursanGals.	2,266	414
D'Jibouti and ObokhGals.	780	323
Other Foreign CountriesGals.	216	264	73	43	72	83	28	27	16	31
TOTAL, FOREIGN COUNTRIES ... Gals.	216	264	2,229	43	852	32	28	441	16	354
TOTAL, BRITISH EMPIRE AND FOREIGN COUNTRIESGals.	5,284	4,964	6,108	1,123	3,211	693	782	1,304	408	1,191
TOTAL OF LIQUORS ... Gals.	9,529	10,070	12,830	4,327	12,731	2,175	2,043	4,682	2,490	10,013

TOTAL QUANTITIES and VALUE of ARTICLES EXPORTED—continued.

ARTICLES, AND COUNTRIES OF FINAL DESTINATION.	QUANTITIES.					VALUE.				
	1914-1915.	1916-1916.	1916-1917.	1917-1918.	1918-1919.	1914-1915.	1915-1916.	1916-1917.	1917-1918.	1918-1919.
Machinery and Millwork of all kinds (III. J)—						£	£	£	£	£
United Kingdom Value.						67	91			
Somaland								80		
Zanzibar and Pemba							71	136	90	
Perim							103	188		
Australia										
India—Bombay						71	645	2,589	1,404	466
Other British Possessions						64	14	59	90	139
TOTAL, BRITISH EMPIRE ... Value.						202	929	3,045	1,590	598
Gaisan Value.									333	
Arabian Gulf Ports						177				
Mossawah							591	419	335	
Italian East Africa										
Hodeidah						104				
Muscat										107
Independent Somali Ports										
D'Jibouti and Obokh						67	473	545	412	367
Turkey in Europe										
Turkey in Asia									327	517
Other Foreign Countries						81	78	32	98	44
Konfidah						80				
Persia						80				1,254
TOTAL, FOREIGN COUNTRIES ... Value.						539	901	1,020	1,508	2,319
TOTAL, BRITISH EMPIRE AND FOREIGN COUNTRIES ... Value.						791	1,827	4,072	3,093	2,917
Manures—										
Bones (a) (II. J)—										
India—Bombay TONS.										
Other British Possessions	15					41				
United Kingdom	86					152				
Ceylon	30					104				
TOTAL, BRITISH EMPIRE ... TONS.	81					297				
France TONS.	36					206				
Other Foreign Countries										
TOTAL, FOREIGN COUNTRIES ... TONS.	36					206				
TOTAL, BRITISH EMPIRE AND FOREIGN COUNTRIES ... TONS.	117					503				
Fish Manures and Guano (b) (II. J)—										
United Kingdom TONS.	426					2,383				
Other British Possessions		4					3			
TOTAL, BRITISH EMPIRE ... TONS.	426	4				2,383	3			
Belgium TONS.										
Arabian Gulf Ports				85					158	
Germany										
Other Foreign Countries	89	34	34			123	59	55		
D'Jibouti and Obokh	103					349				
TOTAL, FOREIGN COUNTRIES ... TONS.	133	34	34	85		472	62	55	158	
TOTAL, BRITISH EMPIRE AND FOREIGN COUNTRIES ... TONS.	559	244	34	85		2,855	55	55	158	
TOTAL, MANURES ... TONS.	675	244	34	85		3,257	55	55	158	
Mats and Matting (except Coir and Cloutchouc) (III. F)—										
Somaland, Sq. Yds.										
Zanzibar and Pemba		75,880					1,180			
Other British Possessions	6,939	3,926	3,880	6,832	992	106	61	61	76	36
TOTAL, BRITISH EMPIRE ... Sq. Yds.	6,939	79,806	3,880	6,832	992	106	1,241	61	76	36

TOTAL QUANTITIES and VALUE of ARTICLES EXPORTED—continued.

ARTICLES, AND COUNTRIES OF FINAL DESTINATION.	QUANTITIES.					VALUE.				
	1914-1915.	1915-1916.	1916-1917.	1917-1918.	1918-1919.	1914-1915.	1915-1916.	1916-1917.	1917-1918.	1918-1919.
Mats and Matting (except Coir and Craoutouche) (III. P)—continued.										
Jeddah Sq. Yds.	7,660	£ 119
Arabian Gulf Ports "
D'Jibouti and Obokh "
Hodeidah "
Mossawah "
Italian East Africa "	12,340	13,430	139	203
Other Foreign Countries "	19,016	10,368	9,758	270	1,230	204	165	148	3	18
TOTAL, FOREIGN COUNTRIES ... Sq. Yds.	32,916	10,368	9,758	12,700	1,230	462	165	148	206	19
TOTAL, BRITISH EMPIRE AND FOREIGN COUNTRIES Sq. Yds.	39,864	90,162	13,138	19,032	2,222	637	1,396	209	282	64
Metals and Ores—										
Brass, Bronze and similar Amalgams—										
Unwrought (a) (III. L)—										
India—Bombay Cwt.
TOTAL, BRITISH EMPIRE ... Cwt.
Other Foreign Countries ... Cwt.
TOTAL, FOREIGN COUNTRIES ... Cwt.
TOTAL, BRITISH EMPIRE AND FOREIGN COUNTRIES Cwt.
Wrought (b) (III. L)—										
India—Bombay Cwt.	390	692	512	265	165	636	1,825	1,531	919	695
Other British Possessions "	2	3	5	2	1½	4	34	26	19	17
TOTAL, BRITISH EMPIRE ... Cwt.	392	695	517	267	166½	640	1,859	1,557	938	712
D'Jibouti and Obokh Cwt.	29	121
Arabian Gulf Ports "	11	11	83	83
Galsan "	12	200
Jeddah "
Other Foreign Countries "	34	16	12	7	2	153	85	83	66	19
TOTAL, FOREIGN COUNTRIES ... Cwt.	34	45	23	30	2	153	206	166	354	19
TOTAL, BRITISH EMPIRE AND FOREIGN COUNTRIES Cwt.	426	740	540	297	168½	1,043	2,065	1,723	1,302	731
Copper—										
Ores (II. D)—										
Other Foreign Countries Tons.
TOTAL, FOREIGN COUNTRIES ... Tons.
Old for remanufacture (a) (III. L)—										
India—Bombay Cwt.	197	268	161	895	24	412	889	513	399	90
Other British Possessions "	3	3
TOTAL, BRITISH EMPIRE ... Cwt.	199	268	161	895	24	415	889	513	399	90
D'Jibouti Cwt.
Austria "
Other Foreign Countries "	4	2	15	8
TOTAL, FOREIGN COUNTRIES ... Cwt.	4	2	15	8
TOTAL, BRITISH EMPIRE AND FOREIGN COUNTRIES Cwt.	203	268	161	897	24	430	889	513	402	90
Wrought (Sheets and other manufactures) (c) (III. L)—										
Perim Cwt.
India—Bombay "	91	73	85	266	356	281
Other British Possessions "	12	1	3½	5	5	31	1	1	24	22
TOTAL, BRITISH EMPIRE ... Cwt.	103	74	88½	5	5	297	357	282	24	22
D'Jibouti and Obokh Cwt.	109	113	42	16	10	591	592	283	125	171
Italian East Africa "
Arabian Gulf Ports "	79	20	13	339	99	87
Mossawah "
Mekha "
Hodeidah "	37	164
Other Foreign Countries "	27	7	16	13	2	94	28	108	87	17
TOTAL, FOREIGN COUNTRIES ... Cwt.	252	140	71	20	12	1,188	714	478	212	118
TOTAL, BRITISH EMPIRE AND FOREIGN COUNTRIES Cwt.	355	212½	156½	34	17	1,485	1,071	755	236	210
TOTAL, COPPER (excluding Ores) ... Cwt.	558	490½	317½	331	41	1,915	1,869	1,268	638	900

No. 8—continued.

TOTAL QUANTITIES and VALUE of ARTICLES EXPORTED—continued.

ARTICLES, AND COUNTRIES OF FINAL DESTINATION.	QUANTITIES.					VALUE.				
	1914-1915.	1915-1916.	1916-1917.	1917-1918.	1918-1919.	£	£	£	£	£
Metals and Ores—continued.										
Iron or Steel—										
<i>Manufactures—</i>										
<i>Anchors and Cables (b-i) (III-K)—</i>										
Zanzibar TONS.			13					342		
United Kingdom										
Other British Possessions	7	1	3		1/2	40	22	67		15
TOTAL, BRITISH EMPIRE ... TONS.	7	1	16		1/2	46	22	409		15
Mossawah TONS.										
D'Jibouti and Obokh										
Egypt, etc.										
Other Foreign Countries	6	2	3	1/2	1	90	61	87	12	40
TOTAL, FOREIGN COUNTRIES ... TONS.	6	2	3	1/2	1	90	61	87	12	40
TOTAL, BRITISH EMPIRE AND FOREIGN COUNTRIES ... TONS.	13	3	19	1/2	1 1/2	145	83	496	13	55
<i>Angle, bolt and rod (b-ii) (III-K)—</i>										
Other British Possessions TONS.	1	1/2	1/2	1/2	1/2	40	2	13	5	7
TOTAL, BRITISH EMPIRE ... TONS.	1	1/2	1/2	1/2	1/2	40	2	13	5	7
Other Foreign Countries TONS.	1/2	1/2				7	2			
TOTAL, FOREIGN COUNTRIES ... TONS.	1/2	1/2				7	2			
TOTAL, BRITISH EMPIRE AND FOREIGN COUNTRIES ... TONS.	1 1/2	1	1/2	1/2	1/2	47	4	13	5	7
<i>Bars and Channel (b-iii) (III-K)—</i>										
Zanzibar TONS.				3 1/2					81	
Bombay			97					1,060		
Somaliand	10	8		1/2	2	97	100		6	77
Other British Possessions		4	2				72	40		
TOTAL, BRITISH EMPIRE ... TONS.	10	12	99	3 1/2	2	97	172	1,100	87	77
Italian East Africa TONS.		13					155			
Mossawah	16			14		185			400	
Kenfidah	33					403				
Hodeidah	21					251				
Jeddah	18					184				
Mokha		34					434			
Arabian Gulf Ports	18	18	18	4	12	233	250	545	148	542
D'Jibouti and Obokh	7	56	25			76	585	347		
Gaizan		9					120			
Other Foreign Countries	15	3	20			155	39	1		
TOTAL, FOREIGN COUNTRIES ... TONS.	129	133	44 1/20	18	12	1,487	1,582	893	548	542
TOTAL, BRITISH EMPIRE AND FOREIGN COUNTRIES ... TONS.	139	145	143 1/20	21 1/2	14	1,584	1,764	1,993	633	619
<i>Hoops and Stripes (b-iv) (III-K)—</i>										
United Kingdom TONS.			8					83		
Other British Possessions	1/2	3	1	1/2		1	32	2	2	
TOTAL, BRITISH EMPIRE ... TONS.	1/2	3	9	1/2		1	32	85	2	
Other Foreign Countries TONS.	1/2			1/2		2			27	
TOTAL, FOREIGN COUNTRIES ... TONS.	1			1		2			27	
TOTAL, BRITISH EMPIRE AND FOREIGN COUNTRIES ... TONS.	1 1/2	3	9	1 1/2		3	32	85	29	

TOTAL QUANTITIES and VALUE of ARTICLES EXPORTED—continued.

ARTICLES, AND COUNTRIES OF FINAL DESTINATION.	QUANTITIES.					VALUE.				
	1914-1915.	1915-1916.	1916-1917.	1917-1918.	1918-1919.	£	£	£	£	£
<i>Metals and Ores—continued.</i>										
<i>Iron or Steel—continued.</i>										
<i>Manufactures—continued.</i>										
<i>Nails, screws, rivets and washers (b-v) (III-K)—</i>										
Suakin and Port Soudan ... TONS.			2					74		
Bombay				4					107	
Somaliland			2					79		
Other British Possessions	3	6	1	24	$\frac{2}{10}$	78	180	90	121	39
Egypt			18	7				200	338	
TOTAL, BRITISH EMPIRE ... TONS.	3	6	18	194	$\frac{2}{10}$	78	180	1,043	561	39
Abyssinia—Mossawah ... TONS.			31	6				1,209	290	
Fursan										
Djibouti and Obokh	5	18	34	1	5	108	378	1,319	75	542
Italian East Africa	6	4				131	88			
Hodeidah	4					79				
Mokha										
Arabian Gulf Ports	5	4				95	90			
Gaizan			16					272		
Konfidah										
Other Foreign Countries	8	3	4	2	$\frac{2}{10}$	166	78	180	89	10
TOTAL, FOREIGN COUNTRIES ... TONS.	28	24	55	9	$5\frac{2}{20}$	569	634	2,939	444	552
TOTAL, BRITISH EMPIRE AND FOREIGN COUNTRIES ... TONS.	31	30	103	224	$5\frac{11}{20}$	647	814	8,982	1,005	591
<i>Old for re-manufacture (II-D)—</i>										
India—Bombay				877	408				1,208	1,674
Other British Possessions	1	$\frac{2}{10}$				4	2			
TOTAL, BRITISH EMPIRE ... TONS.	1	$\frac{2}{10}$		877	408	4	2		1,208	1,674
Arabian Gulf Ports				8					82	
Other Foreign Countries	$1\frac{2}{10}$	3			5	11	19			27
Turkey in Asia				15					60	
TOTAL, FOREIGN COUNTRIES ... TONS.	$1\frac{2}{10}$	3		23	5	11	19		142	27
TOTAL, BRITISH EMPIRE AND FOREIGN COUNTRIES ... TONS.	$2\frac{2}{10}$	$3\frac{2}{10}$		900	413	15	21		1,350	1,701
<i>Pipes and fittings, cast (b-v) (III-K)—</i>										
Other British Possessions	$\frac{1}{2}$	1	$\frac{2}{10}$		1	9	23	10		7
TOTAL, BRITISH EMPIRE ... TONS.	$\frac{1}{2}$	1	$\frac{2}{10}$		1	9	23	10		7
Arabian Gulf Ports										
Other Foreign Countries	$\frac{2}{10}$		$\frac{1}{20}$	$\frac{2}{10}$		12		1	10	
TOTAL, FOREIGN COUNTRIES ... TONS.	$\frac{2}{10}$		$\frac{1}{20}$	$\frac{2}{10}$		12		1	10	
TOTAL, BRITISH EMPIRE AND FOREIGN COUNTRIES ... TONS.	$\frac{11}{10}$	1	$\frac{21}{20}$	$\frac{2}{10}$	1	21	23	11	10	7
<i>Sheets and plates (including galvanized and tinned plates (b-vii) (III-K)—</i>										
Bombay			7					100		
Somaliland	7		4	$\frac{2}{10}$		124		95	4	
Other British Possessions	2				1	56				27
TOTAL, BRITISH EMPIRE ... TONS.	9		11	$\frac{2}{10}$	1	180		195	4	27
Djibouti and Obokh			8					296		
Fursan										
Other Foreign Countries	2					32				
TOTAL, FOREIGN COUNTRIES ... TONS.	2		8			32		296		
TOTAL, BRITISH EMPIRE AND FOREIGN COUNTRIES ... TONS.	11		19	$\frac{2}{10}$	1	212		491	4	27

TOTAL QUANTITIES and VALUE of ARTICLES EXPORTED—continued.

ARTICLES, AND COUNTRIES OF FINAL DESTINATION.	QUANTITIES.					VALUE.				
	1914-1915.	1915-1916.	1916-1917.	1917-1918.	1918-1919.	£	£	£	£	£
<i>Metals and Ores—continued.</i>										
<i>Iron or Steel—continued.</i>										
<i>Manufactures—continued.</i>										
<i>Tubes and fittings, wrought (b-viii)</i>										
(III-K)—										
Other Foreign Countries Tons.	20					3				
TOTAL, FOREIGN COUNTRIES ... Tons.	20					3				
TOTAL, BRITISH EMPIRE AND FOREIGN COUNTRIES Tons.	20					3				
<i>Other Manufactures of Iron or Steel (b-ix)</i>										
(III-K)—										
Somaliand Tons.										
United Kingdom Tons.										
Perim Tons.	55					255				
India—Bombay Tons.			38					453		
Other British Possessions Tons.	1	1	1	2	1	23	34	5	114	23
TOTAL, BRITISH EMPIRE ... Tons.	56	1	38	2	1	277	34	458	114	23
Arabian Gulf Ports Tons.										
Independent Somali Ports Tons.										
Djibouti and Obokh Tons.										
Hodeidah Tons.										
Mossawah Tons.										
Italian East Africa Tons.										
United States of America Tons.										
Jeddah Tons.										
Mokha Tons.										
Gaizan Tons.										
Other Foreign Countries Tons.	3	2	3	1	1	111	29	36	76	47
TOTAL, FOREIGN COUNTRIES ... Tons.	5	2	3	1	1	111	29	36	76	47
TOTAL, BRITISH EMPIRE AND FOREIGN COUNTRIES Tons.	59	21	41	3	1	398	63	494	190	69
TOTAL, IRON OR STEEL (EXCLUDING ORES) ... Tons.	256	187	334	942	436	3,065	2,793	7,665	3,238	3,076
<i>Lead—</i>										
<i>Other sorts (b) (III. L)—</i>										
Bombay Cwt.			508					375		
Other British Possessions Cwt.	4	33		7	30	4	27		14	28
TOTAL, BRITISH EMPIRE ... Cwt.	4	33	508	7	30	4	27	375	14	28
Mossawah Cwt.										
Other Foreign Countries Cwt.	8				3	7				21
TOTAL, FOREIGN COUNTRIES ... Cwt.	8				3	7				21
TOTAL, BRITISH EMPIRE AND FOREIGN COUNTRIES Cwt.	12	33	508	7	33	11	27	375	14	49
<i>Manganese Ore (II D)—</i>										
Other British Possessions Tons.				1					1	
TOTAL BRITISH EMPIRE ... Tons.				1					1	
TOTAL, BRITISH EMPIRE AND FOREIGN COUNTRIES Tons.				1					1	
<i>Tin—</i>										
<i>Wrought including plates or sheets, not being tinned iron (a) (III-L)—</i>										
Egypt Cwt.					45					200
Bombay Cwt.				294					1,819	
Zanzibar Cwt.					20					93
Other British Possessions Cwt.	13	35	16			22	48	71		
TOTAL, BRITISH EMPIRE ... Cwt.	13	35	16	294	65	22	48	71	1,819	293
Mossawah Cwt.										
Arabian Gulf Ports Cwt.										
Djibouti and Obokh Cwt.										
Hodeidah Cwt.										
Other Foreign Countries Cwt.	56	43	18	1	1	68	121	91	5	3
TOTAL, FOREIGN COUNTRIES ... Cwt.	56	43	18	1	1	68	121	91	5	3
TOTAL, BRITISH EMPIRE AND FOREIGN COUNTRIES Cwt.	69	78	34	294	66	90	169	162	1,324	296

TOTAL QUANTITIES and VALUE of ARTICLES EXPORTED—continued.

ARTICLES, AND COUNTRIES OF FINAL DESTINATION.	QUANTITIES.					VALUE.				
	1914-1915.	1915-1916.	1916-1917.	1917-1918.	1918-1919.	1914-1915.	1915-1916.	1916-1917.	1917-1918.	1918-1919.
Metals and Ores—continued.						£	£	£	£	£
Zinc or Spelter, all sorts (III. L)—										
India—Bombay Cwt.	88	144	124	63	97	252	306	134
Zanzibar "	10	55	17	80	290	147
Other British Possessions "	30	5	1	17	17	9	2	31
TOTAL, BRITISH EMPIRE ... Cwt.	118	149	134	119	34	114	261	386	426	178
Gaiwan Cwt.	10	147
Japan "	2,780	500
D'jabouti and Obokh "
Other Foreign Countries "	19	21	3	21	60	27
TOTAL, FOREIGN COUNTRIES ... Cwt.	19	2,801	3	10	21	566	27	147
TOTAL, BRITISH EMPIRE AND FOREIGN COUNTRIES ... Cwt.	137	2,950	137	129	34	135	827	413	573	178
Metals, unenumerated (III. L)—										
Bombay Cwt.	371	1,438
Gaiwan "	68	253
Straits Settlements "	152	210
Other British Possessions "	37	14	24	2	58	22	107	27
TOTAL, BRITISH EMPIRE ... Cwt.	37	166	34	68	373	58	232	107	253	1,510
D'jabouti and Obokh Cwt.	50	33	28	14	89	116	657	72
Massowah "	47	53	131	100	67	90	276	391
Lohia "
Hodeidah "
Mokha "	48	63	76	594
Arabian Gulf Ports "	85	79	36	22	86	137	96	72
Gaiwan "	69	228	113	643
Java "
Other Foreign Countries "	112	40	30	24	38	156	60	70	63	122
Konfidah "	53	73
TOTAL, FOREIGN COUNTRIES ... Cwt.	317	616	565	302	160	470	946	1,263	873	535
TOTAL, BRITISH EMPIRE AND FOREIGN COUNTRIES ... Cwt.	354	781	629	368	533	528	1,178	1,360	1,126	2,095
TOTAL, METALS AND ORES ... Tons.	334 $\frac{11}{20}$	440 $\frac{71}{20}$	442 $\frac{15}{20}$ 105 $\frac{113}{20}$	1,060 $\frac{11}{20}$	470 $\frac{36}{20}$	6,787	9,013	12,836	8,206	6,726
Mica (II. J)—										
Other British Possessions Cwt.
TOTAL, BRITISH EMPIRE ... Cwt.
TOTAL, BRITISH EMPIRE AND FOREIGN COUNTRIES ... Cwt.
Oils—										
Animals—										
United Kingdom Gals.	9,184	400
Other British Possessions "	40	80	25	3	2
TOTAL, BRITISH EMPIRE ... Gals.	40	9,184	80	25	3	400	2	2
Lohia Gals.
Jeddah "
Massowah "
Persia "
Other Foreign Countries "	2,432	1,650	800	98	40	60
TOTAL, FOREIGN COUNTRIES ... Gals.	2,432	1,650	800	98	40	60
TOTAL, BRITISH EMPIRE AND FOREIGN COUNTRIES ... Gals.	2,528	10,834	870	25	101	440	62	2

TOTAL QUANTITIES and VALUE of ARTICLES EXPORTED--continued.

ARTICLES, AND COUNTRIES OF FINAL DESTINATION.	QUANTITIES.					VALUE.				
	1914-1915.	1915-1916.	1916-1917.	1917-1918.	1918-1919.	1914-1915.	1915-1916.	1916-1917.	1917-1918.	1918-1919.
<i>Oils—continued.</i>										
<i>Essential—</i>										
Lemongrass (II. E)—										
D'jabouti ... Gals.			109					87		
Other Foreign Countries ... Gals.		123	142	103	104		53	36	53	46
TOTAL, FOREIGN COUNTRIES ... Gals.		123	251	168	104		53	103	53	46
TOTAL, BRITISH EMPIRE AND FOREIGN COUNTRIES ... Gals.		123	251	168	104		53	103	53	46
<i>Oil—</i>										
<i>Essential—</i>										
<i>Other Sorts (II. E)—</i>										
United Kingdom ... Gals.		283					253			
Other British Possessions ... Gals.	80	226		103		13	53		20	
Snakin and Port Sudan ... Gals.		784	50				971	80		
TOTAL, BRITISH EMPIRE ... Gals.	8	1,303	50	103		13	1,277	80	20	
D'jabouti ... Gals.	622	1,148	237	16	370	185	413	88	253	233
Hodeidah ... Gals.										
Massowah ... Gals.			529					80		
Other Foreign Countries ... Gals.	420	40		5		47	19		1	
TOTAL, FOREIGN COUNTRIES ... Gals.	1,242	1,188	540	21	370	233	430	108	253	233
TOTAL, BRITISH EMPIRE AND FOREIGN COUNTRIES ... Gals.	1,322	2,536	540	123	270	245	1,707	240	232	233
<i>Mineral—</i>										
<i>Benzine, Benzol, Petrol and other</i>										
<i>Motor spirits (a) (II. E)—</i>										
British Somaliland ... Gals.					730					153
Other British Possessions ... Gals.			184	654	180			24	150	38
TOTAL, FOREIGN COUNTRIES ... Gals.			184	654	890			24	150	196
Gaizan ... Gals.				1,138	1,080					200
D'jabouti ... Gals.					400					67
Other Foreign Countries ... Gals.			176	520	200			22	91	33
Italian East Africa ... Gals.					500					131
TOTAL, FOREIGN COUNTRIES ... Gals.			176	1,656	3,480			22	280	423
TOTAL, BRITISH EMPIRE AND FOREIGN COUNTRIES ... Gals.			360	2,520	3,370			46	439	619
<i>Kerosene (b) (II. E)—</i>										
Somaliland ... Gals.	36,700	31,592	33,480	30,378	33,340	1,538	1,342	2,102	2,646	3,433
Perim ... Gals.	7,426	14,296	9,148	5,250	4,700	328	624	915	358	413
Seychelles ... Gals.		17,250	13,000	8,430	600		859	817	591	89
Zanzibar ... Gals.										
India--Cutch ... Gals.										
Other British Possessions ... Gals.	3,184	32	464			144	1	27		
TOTAL, BRITISH EMPIRE ... Gals.	47,310	68,200	56,572	53,136	48,900	2,010	2,826	3,551	3,595	3,946
Massowah ... Gals.	68,080	10,088	14,240	5,176	10,740	3,175	478	992	360	981
Dunkali Coast ... Gals.	15,198	4,560	4,400	2,100	1,020	60	204	280	137	171
Independent Somali Ports ... Gals.	3,109		3,142	2,172	4,728	129		200	145	368
Italian East Africa ... Gals.	52,038	86,158	48,304	19,120	25,240	2,153	3,672	2,732	1,194	2,213
Oofidah ... Gals.	34,080					1,412				
Gaizan ... Gals.		25,200	96,680	39,386	17,744		1,141	5,030	2,566	1,524
Lohia ... Gals.	2,320				800	97				67
Jeddah ... Gals.	2,000		1,900	4,200		81		100	263	
Madagascar ... Gals.		1,000					67			
Hodeidah ... Gals.	79,538				1,200	3,608				108
Kumaran Fursan ... Gals.		2,328	3,203	6,180	4,400		100	205	406	851
Mokha ... Gals.	135,232	643,004				5,415	27,106			
Arabian Gulf Ports ... Gals.	140,124	175,156	122,348	44,352	36,512	5,723	7,615	7,453	2,905	3,064
Muskat ... Gals.										
Mozambique ... Gals.										
D'jabouti and Obokh ... Gals.	60,736	43,000	82,440	8,400	30,630	2,521	2,082	5,083	540	2,719
Other Foreign Countries ... Gals.	1,040	1,068	360		160	49	48	14		15
TOTAL, FOREIGN COUNTRIES ... Gals.	593,533	993,062	378,623	180,106	131,124	25,047	42,514	22,993	8,516	11,561
TOTAL, BRITISH EMPIRE AND FOREIGN COUNTRIES ... Gals.	640,843	1,056,263	433,194	183,242	178,024	27,057	45,340	26,540	12,111	15,507
<i>Other kinds (b) (III. E)—</i>										
<i>Snakin and Port Soudan</i>										
Seychelles ... Gals.		1,712		130			187		100	
Zanzibar ... Gals.	515	590	306	570	500	88	80	97	224	135
Other British Possessions ... Gals.	450	135	141	142	224	35	13	31	86	85
TOTAL, BRITISH EMPIRE ... Gals.	974	2,427	537	1,142	724	123	280	128	460	220
D'jabouti and Obokh ... Gals.	10,682	3,110	250		112	601	302	50		60
Italian East Africa ... Gals.	6,680	4,000	3,200			677	416	360		
Massowah ... Gals.		1,200					97			
Other Foreign Countries ... Gals.	504	503	528	344	340	67	42	58	48	71
Gaizan ... Gals.					192					85
TOTAL, FOREIGN COUNTRIES ... Gals.	17,366	9,772	3,027	344	644	1,335	857	442	48	214
TOTAL, BRITISH EMPIRE AND FOREIGN COUNTRIES ... Gals.	19,240	12,199	4,524	1,436	1,308	1,458	1,137	570	498	444
<i>Vegetable, non-essential—</i>										
<i>Castor (a) (II. E)—</i>										
Other British Possessions ... Gals.			32	6	6			7	2	
TOTAL, BRITISH EMPIRE ... Gals.			32	6	6			7	2	
Other Foreign Countries ... Gals.		74	29	10	23		21	10	3	6
TOTAL, FOREIGN COUNTRIES ... Gals.		74	29	10	23		21	10	3	6
TOTAL, BRITISH EMPIRE AND FOREIGN COUNTRIES ... Gals.		74	59	16	28		21	17	5	9

No. 8—continued.

TOTAL QUANTITIES and VALUE of ARTICLES EXPORTED—continued.

ARTICLES, AND COUNTRIES OF FINAL DESTINATION.	QUANTITIES.					VALUE.				
	1914-1915.	1915-1916.	1916-1917.	1917-1918.	1918-1919.	£	£	£	£	£
Oils—continued.										
<i>Vegetable, non-essential—continued.</i>										
Cocoanut (b) (II E)—										
British Somaliland ... Gals.	489	486	103	91
Other British Possessions	1,072	483	395	112	44	140	69	64	25	10
TOTAL, BRITISH EMPIRE ... Gals.	1,072	483	395	602	530	140	69	64	127	101
D'jabouti	504	02
Massowah	320	67
Other Foreign Countries	610	170	726	126	280	90	24	183	23	51
TOTAL, FOREIGN COUNTRIES ... Gals.	610	674	786	126	600	90	116	133	28	118
TOTAL, BRITISH EMPIRE AND FOREIGN COUNTRIES ... Gals.	1,682	1,157	1,181	718	1,130	236	205	107	150	219
Linseed (e) (II E)—										
Zanzibar	615	111
Other British Possessions	623	357	91	220	40	111	60	18	58	28
TOTAL, BRITISH POSSESSIONS ... Gals.	623	337	706	220	40	111	60	129	58	18
D'jabouti	605	81
Other Foreign Countries	484	338	141	304	125	81	48	42	61	53
TOTAL, FOREIGN COUNTRIES ... Gals.	484	943	141	304	105	81	129	42	61	53
TOTAL, BRITISH EMPIRE AND FOREIGN COUNTRIES ... Gals.	1,107	1,300	847	614	145	192	169	171	119	71
Mustard or Rape (f) (II E)—										
Other British Possessions	80	23
TOTAL, BRITISH EMPIRE ... Gals.	80	23
TOTAL, BRITISH EMPIRE AND FOREIGN COUNTRIES ... Gals.	80	23
Oils—										
<i>Niger Seed (g) (II E)—</i>										
Other British Possession...	4	1
TOTAL, BRITISH EMPIRE ... Gals.	4	1
TOTAL, BRITISH EMPIRE AND FOREIGN COUNTRIES... .. Gals.	4	1
Sesamum (Til or Jinjilli) (A) (II E)—										
Somaliland	2,925	2,160	2,321	2,343	1,810	448	333	334	410	352
Perin	1,627	945	1,236	798	600	231	131	165	123	111
Snakin	1,610	1,702	2,560	218	207	381
Other British Possessions	100	260	13	56
Zanzibar	800	139
TOTAL, BRITISH EMPIRE ... Gals.	5,952	4,705	5,319	5,661	2,410	620	682	706	973	463
Massowah	7,620	3,232	15,008	6,360	2,632	1,178	491	1,961	1,042	552
Jedda	3,930	2,500	655	239
Arabian Gulf Ports	30,463	10,632	32,676	14,309	20,013	6,065	1,485	4,398	2,488	3,492
Muscat
Italian East Africa	16,973	19,152	21,550	2,464	500	2,317	2,635	2,547	399	99
D'jabouti and Obekh	13,902	8,679	3,348	4,207	6,622	1,951	1,163	485	827	1,318
Kamran and Fursan	1,100	163
Independent Somali Ports	508	512	429	852	84	77	67	137
Madagascar	1,650	1,870	1,100	220	250	178
Hodaidah	523	82
Dankali Coast	600	78
Other Foreign Countries	1,585	504	640	40	80	230	78	82	6	15
Mocha	750	50
TOTAL, FOREIGN COUNTRIES ... Gals.	84,804	44,990	70,494	29,309	31,139	13,140	6,162	10,596	4,099	5,613
TOTAL, BRITISH EMPIRE AND FOREIGN COUNTRIES ... Gals.	90,346	49,704	81,513	35,350	38,540	13,900	6,844	11,302	5,961	6,076
Other Sorts (j) (II E)—										
Snakin and Port Soudan	141	330
Somaliland
Other British Possessions	10	80	217	12	29	16	75	16
TOTAL, BRITISH EMPIRE ... Gals.	10	80	317	163	29	16	75	340
Italian East Africa
Hodeidah
D'jabouti and Obekh	834	418	524	437
Massowah
Other Foreign Countries	32	69	1	3	30	1
TOTAL, FOREIGN COUNTRIES ... Gals.	32	903	619	3	554	438
TOTAL, BRITISH EMPIRE AND FOREIGN COUNTRIES ... Gals.	10	112	1,130	672	20	19	629	773
TOTAL, OILS ... Gals.	765,972	1,134,350	527,944	324,804	317,992	43,200	55,955	30,915	20,308	23,224

TOTAL QUANTITIES and VALUE of ARTICLES EXPORTED—continued.

ARTICLES, AND COUNTRIES OF FINAL DESTINATION.	QUANTITIES.					VALUE.				
	1914-1915.	1915-1916.	1916-1917.	1917-1918.	1918-1919.	1914-1915.	1915-1916.	1916-1917.	1917-1918.	1918-1919.
Oilcakes—						£	£	£	£	£
<i>Linseed, rape and sesamum cake (c) (III P)—</i>										
Other British Possessions ... Cwt.	34	40	39	79	26	15	15	20	45	17
TOTAL, BRITISH EMPIRE ... Cwt.	34	40	39	79	26	15	15	20	45	17
Other Foreign Countries ... Cwt.	72	5	1	5	20	2	1	2
TOTAL, FOREIGN COUNTRIES ... Cwt.	72	5	1	5	20	2	1	2
TOTAL, BRITISH EMPIRE AND FOREIGN COUNTRIES ... Cwt.	106	45	39	80	31	44	17	20	46	19
<i>Other Sorts (f) (III P)—</i>										
Other British Possessions ... Cwt.
TOTAL, BRITISH EMPIRE ... Cwt.
Other Foreign Countries ... Cwt.
TOTAL, FOREIGN COUNTRIES ... Cwt.
TOTAL, BRITISH EMPIRE AND FOREIGN COUNTRIES ... Cwt.
TOTAL, OILCAKES ... Cwt.	106	45	39	80	44	17	20	46
Oil-cloth and Floor-cloth (III P)—										
Other British Possessions ... Sq. yds.	5	1
TOTAL, BRITISH EMPIRE ... Sq. yds.	5	1
Other Foreign Countries ... Sq. yds.	265	80	65	1,518	600	31	10	8	133	30
TOTAL, FOREIGN COUNTRIES ... Sq. yds.	265	80	65	1,518	600	31	10	8	133	30
TOTAL, BRITISH EMPIRE AND FOREIGN COUNTRIES ... Sq. yds.	265	80	65	1,523	600	10	8	134	30
Opium (III D)—										
Other Foreign Countries ... Cwt.
TOTAL, FOREIGN COUNTRIES ... Cwt.
TOTAL, BRITISH EMPIRE AND FOREIGN COUNTRIES ... Cwt.
Paints and Painters' Materials—										
<i>Paints and Colours —</i>										
<i>Other Sorts (a ii) (III P)—</i>										
Zanzibar ... Cwt.	43	81	118	154	104	189	363	590
Somaliand
Perim	31	35
India—Bombay	894	1,243	70	76
Other British Possessions	45	67	17	8	2	88	137	41	72	14
TOTAL, BRITISH EMPIRE ... Cwt.	492	148	106	162	37	1,433	316	474	662	90
Jeddah	14	600
Gaizan	23	11	689	597
Italian East Africa	45	63
Hodeidah	133	549
D'jabouti and Obokh	63	81	51	19	11	212	355	204	104	74
Arabian Gulf Ports	64	3	9	4	286	84	315	120
Massowah	24	107
Mokha
Other Foreign Countries	49	62	14	3	2	80	193	47	40	30
Konfidah'	26	98
TOTAL, FOREIGN COUNTRIES ... Cwt.	403	143	82	47	23	1,399	518	835	1,208	811
TOTAL, BRITISH EMPIRE AND FOREIGN COUNTRIES ... Cwt.	890	291	246	209	60	2,837	834	1,309	1,870	901

TOTAL QUANTITIES and VALUE of ARTICLES EXPORTED—continued.

ARTICLES AND COUNTRIES OF FINAL DESTINATION.	QUANTITIES.					VALUE.				
	1914-1915.	1915-1916.	1916-1917.	1917-1918.	1918-1919.	1914-1915.	1915-1916.	1916-1917.	1917-1918.	1918-1919.
Paints and Painters' Materials—continued.										
<i>Painters' Materials (b) (III F)—</i>										
Other British Possessions Value.	15	27	23	33	4
TOTAL, BRITISH EMPIRE ... Value.	15	27	23	33	4
D'jabouti and Obokh Value.	80
Other Foreign Countries Value.	28	70	53	7	83
TOTAL, FOREIGN COUNTRIES ... Value.	28	70	53	87	83
TOTAL, BRITISH EMPIRE AND FOREIGN COUNTRIES ... Value.	43	97	76	120	37
TOTAL, PAINTS AND PAINTERS' MATERIALS ... Value.	2,650	680	1,385	1,990	933
Paper and Pasteboard—										
<i>Paper—</i>										
<i>Printing Paper (a) (III M)—</i>										
Other British Possessions ... Cwt.	1	7
TOTAL, BRITISH EMPIRE ... Cwt.	1	7
Other Foreign Countries Cwt.
TOTAL FOREIGN COUNTRIES Cwt.
<i>Other kinds of Paper (including paper manufactures) (b) (III M)—</i>										
United Kingdom Cwt.	81	257
Somaland... .. Cwt.	512	580	204	124	102	200	205	332	311	329
Zanzibar Cwt.	592	1,360	425	191	212	1,241	492	400
Stakin and Port Soudan Cwt.	1,298	404	50	532	557	67
India—Bombay Cwt.	822	12	503	150
Other British Possessions Cwt.	140	39	54	16	9	134	29	140	100	73
TOTAL, BRITISH EMPIRE ... Cwt.	1,214	4,105	1,087	381	174	646	2,600	1,521	878	609
Masowah Cwt.	744	192	16	309	84	131
Italian East Africa Cwt.	494	401	119	18	12	219	204	166	92	103
Lohia Cwt.	395	128
Jeddah Cwt.	22	350
Confidah Cwt.	316	107
Egypt Cwt.	13	75
Hodeidah Cwt.
Fursan, etc. Cwt.	67
Turkey in Asia Cwt.	4
Mekha Cwt.	507	1,839	161	744
Arabian Gulf Ports Cwt.	878	528	184	103	29	357	240	279	308	143
D'jabouti and Obokh Cwt.	700	965	1,029	265	300	291	625	1,672	574	2,335
Gairan Cwt.	608	68	224	1,177	296	756
France Cwt.
Other Foreign Countries Cwt.	405	272	50	16	1	132	109	110	73	4
TOTAL, FOREIGN COUNTRIES ... Cwt.	4,409	4,209	1,956	470	642	1,704	2,081	3,821	1,348	3,532
TOTAL, BRITISH EMPIRE AND FOREIGN COUNTRIES ... Cwt.	5,653	8,314	3,043	851	816	2,250	4,741	5,342	2,221	4,341
<i>Pasteboard, Millboard and Cardboard of all kinds (III M)—</i>										
Dombay Cwt.	3	3
TOTAL, BRITISH EMPIRE ... Cwt.	3	3
TOTAL, BRITISH EMPIRE AND FOREIGN COUNTRIES ... Cwt.	3	3
TOTAL, VALUE OF PAPER ... Value.	2,253	4,741	5,349	2,221	4,341
Paraffin wax (III F)—										
Other British Possessions Cwt.
TOTAL, BRITISH EMPIRE ... Cwt.
TOTAL, BRITISH EMPIRE AND FOREIGN COUNTRIES ... Cwt.

660
No. 8—continued.

TOTAL QUANTITIES and VALUE of ARTICLES EXPORTED—continued.

ARTICLES, AND COUNTRIES OF FINAL DESTINATION.	QUANTITIES.					VALUE.				
	1914-1915.	1915-1916.	1916-1917.	1917-1918.	1918-1919.	1914-1915.	1915-1916.	1916-1917.	1917-1918.	1918-1919.
Perfumery (not being perfumed Spirits (b III P)—						£	£	£	£	£
Other sorts—										
United Kingdom Value.						220			397	567
Somaliland Value.										
Egypt... .. Value.										123
Zanzibar and Pemba Value.										
Suakin and Port Soudan... .. Value.						90		80		
India—Bombay Value.						293				
Other British Possessions Value.						35	55	51	45	57
TOTAL, BRITISH EMPIRE ... Value.						546	55	131	412	757
Greece Value.										
Austria Value.										
France Value.						1,553	2,520	4,023	3,031	2,905
Moscowah Value.										
Egypt, etc. Value.							70			
United States of America Value.						1,633	4,370	1,557	627	783
Nzcat Value.										180
Jeddah Value.						225				
Hodeidah Value.										
Arabian Gulf Ports... .. Value.						168	79	185	275	302
Djibouti and Obokh Value.						105		187	767	900
Germany Value.						600				
Gaizun Value.									70	135
North Africa—Morocco, etc. Value.						197				
Turkey in Asia Value.										
Other Foreign Countries Value.						78	83	83	73	82
TOTAL, FOREIGN COUNTRIES ... Value.						4,467	7,123	6,881	5,446	4,907
TOTAL, BRITISH EMPIRE AND FOREIGN COUNTRIES ... Value.						5,012	7,177	7,015	5,858	5,754
Plant, Living, including Bulbs (II J)—										
Other British Possessions Value.								9		
TOTAL, BRITISH EMPIRE ... Value.								9		
Other Foreign Countries... .. Value.						10	10		21	
TOTAL, FOREIGN COUNTRIES ... Value.						10	10		21	
TOTAL, BRITISH EMPIRE AND FOREIGN COUNTRIES ... Value.						10	10	9	21	
Precious Stones and Pearls, Unset (II J)—										
Egypt... .. Value.										800
United Kingdom Value.										
India—Bombay Value.						17,181	27,087	52,020	18,000	12,433
TOTAL, BRITISH EMPIRE ... Value.						17,181	27,087	52,020	18,000	12,433
Djibouti Value.								133		
France Value.						200				
Other Foreign Countries Value.									83	
TOTAL, FOREIGN COUNTRIES ... Value.						200		133	83	
TOTAL, BRITISH EMPIRE AND FOREIGN COUNTRIES ... Value.						17,381	27,087	52,153	18,083	12,433
Printing and Lithographing Materials (excluding paper) (III P)—										
Other British Possessions Value.								2		
TOTAL, BRITISH EMPIRE ... Value.								2		
Other Foreign Countries Value.						1		1		
TOTAL, FOREIGN COUNTRIES ... Value.						1		1		
TOTAL, BRITISH EMPIRE AND FOREIGN COUNTRIES ... Value.						1		3		

TOTAL QUANTITIES and VALUE of ARTICLES EXPORTED—continued.

ARTICLES, AND COUNTRIES OF FINAL DESTINATION.	QUANTITIES.					VALUE.				
	1914-1915.	1915-1916.	1916-1917.	1917-1918.	1918-1919.	1914-1915.	1915-1916.	1916-1917.	1917-1918.	1918-1919.
Provisions and Oilman's Stores (E)—						£	£	£	£	£
<i>Bêche-de-mer (E)—</i>										
Straits Settlements Lbs.	40,050	50,503	109	855
Other British Possessions... .. Lbs.	8,736	1,456	83	10
TOTAL, BRITISH EMPIRE ... Lbs.	40,050	59,304	1,456	109	938	10
Java Lbs.
China Lbs.
Other Foreign Countries... .. Lbs.	4,368	45
TOTAL, FOREIGN COUNTRIES ... Lbs.	4,368	45
TOTAL, BRITISH EMPIRE AND FOREIGN COUNTRIES... .. Lbs.	44,021	59,304	1,456	244	938	10
<i>Butter (E)—</i>										
Egypt Lbs.	4,173	3,000	243	200
Zanzibar Lbs.
Somaliand Lbs.	936	69
Perim... .. Lbs.	1,538	3,000	1,457	2,142	80	142	87	172
Bombay Lbs.	2,338	143
Other British Possessions Lbs.	2,415	100	1,235	1,300	95	5	70	84
Suakin and Port Sudan Lbs.	1,868	18,304	30,038	2,240	100	642	1,568	172
TOTAL, BRITISH EMPIRE ... Lbs.	4,383	14,013	40,839	5,057	6,078	195	727	2,171	353	441
Egypt... .. Lbs.	4,298	190
Djibouti and Obokh Lbs.	3,620	14,374	10,702	8,060	2,144	206	732	698	527	149
Ilodeidah Lbs.
Mossowah Lbs.	884	70
Other Foreign Countries Lbs.	1,584	125	834	135	372	76	6	45	10	34
TOTAL, FOREIGN COUNTRIES ... Lbs.	5,244	18,795	11,586	8,225	3,400	282	923	643	537	253
TOTAL, BRITISH EMPIRE AND FOREIGN COUNTRIES ... Lbs.	9,487	38,707	52,415	13,232	9,478	477	1,655	2,514	890	694
<i>Cheese (E)—</i>										
Perim Lbs.	2,055	135
Zanzibar Lbs.	2,203	955	134	67
Other British Possessions Lbs.	1,481	172	1,463	8	73	62	11	78	1	11
TOTAL, BRITISH EMPIRE ... Lbs.	1,481	2,380	4,523	8	73	62	145	280	1	11
Other Foreign Countries... .. Lbs.	20	13	845	6	1	1	27	1
TOTAL, FOREIGN COUNTRIES ... Lbs.	20	13	845	6	1	1	7	1
TOTAL, BRITISH EMPIRE AND FOREIGN COUNTRIES ... Lbs.	1,501	2,393	5,368	14	73	63	146	307	2	11
<i>Ghee (E)—</i>										
Somaliand Lbs.	13,881	2,088	1,876	1,732	437	74	96	153
Zanzibar Lbs.	125,356	78,093	23,296	4,054	2,586	933
Straits Settlements Lbs.	239,420	205,784	4,056	43,852	5,000	8,106	3,727	167	1,507	233
Perim... .. Lbs.	4,122	2,307	2,467	2,660	116	83	81	177
Suakin, etc. Lbs.	7,672	11,270	1,820	203	465	80
India—Bombay Lbs.
Other British Possessions... .. Lbs.	2,213	746	1,932	672	84	39	70	37
TOTAL, BRITISH EMPIRE ... Lbs.	266,307	240,708	88,251	72,576	10,654	9,086	8,998	3,163	2,680	500
Kamarau, etc. Lbs.	9,912	2,604	347	90
Dunkali Coast Lbs.	2,184	86
Mossowah Lbs.	9,004	1,848	618	67
Madagascar Lbs.	6,838	27,062	24,536	23,044	4,200	321	1,054	1,110	1,190	340
Egypt... .. Lbs.	5,908	225

TOTAL QUANTITIES and VALUE of ARTICLES EXPORTED—continued.

ARTICLES, AND COUNTRIES OF FINAL DESTINATION.	QUANTITIES.					VALUE.				
	1914-1915.	1915-1916.	1916-1917.	1917-1918.	1918-1919.	1914-1915.	1915-1916.	1916-1917.	1917-1918.	1918-1919.
Provisions and Oilman's Stores—continued.						£	£	£	£	£
<i>Ghee (I E)—continued.</i>										
Jeddah Lbs.	37,378	5,830	1,457	167
Lohia Lbs.	5,376	190
Hodeidah Lbs.	44,898	1,083
Mokha Lbs.	2,356	93
Arabian Gulf Ports Lbs.	161,161	59,304	110,306	17,976	4,619	5,743	1,330	3,611	573	223
Turkey in Asia Lbs.
Independent Somali Ports Lbs.	3,035	1,499	109	63
Java Lbs.	4,452	144
Djibouti and Obokh Lbs.	14,059	12,936	65,786	11,256	2,761	575	236	2,276	416	243
Persia Lbs.
Ro-Union Lbs.	2,100	97
Gaizan Lbs.
Italy Lbs.
Italian East Africa... .. Lbs.
Confidah Lbs.	6,545	218
Muskat Lbs.
Other Foreign Countries Lbs.	1,815	2,297	1,353	1,290	893	65	126	51	66	67
TOTAL, FOREIGN COUNTRIES ... Lbs.	315,744	102,599	212,616	56,591	13,666	11,567	2,363	7,401	2,366	964
TOTAL, BRITISH EMPIRE AND FOREIGN COUNTRIES ... Lbs.	582,051	340,302	293,829	129,107	24,620	20,652	12,374	10,594	5,072	1,494
<i>Lard (I E)—</i>										
Other British Possessions Lbs.	112	3
TOTAL, BRITISH EMPIRE ... Lbs.	112	3
Other Foreign Countries Lbs.
TOTAL, FOREIGN COUNTRIES ... Lbs.
TOTAL, BRITISH EMPIRE AND FOREIGN COUNTRIES ... Lbs.	112	3
<i>Pickles, chutnies and condiments (II E)—</i>										
Zanzibar Cwt.	128	48	178	180
Somaliland Cwt.
Other British Possessions Cwt.	73	52	14	7	8	114	83	54	49	53
TOTAL, BRITISH EMPIRE ... Cwt.	73	180	62	7	8	114	261	233	49	63
Djibouti and Obokh Cwt.
Gaizan Cwt.
Mokha Cwt.
Other Foreign Countries... .. Cwt.	184	113	30	5	4	230	169	105	17	25
TOTAL, FOREIGN COUNTRIES ... Cwt.	184	113	30	5	4	230	169	105	17	25
TOTAL, BRITISH EMPIRE AND FOREIGN COUNTRIES ... Cwt.	237	293	92	12	12	344	420	328	66	88
<i>Other sorts of Provisions (I E)—</i>										
Egypt Cwt.	1,035	629	770	837
Ceylon Cwt.
Mauritius Cwt.
United Kingdom Cwt.
Somaliland Cwt.	436	328	92	1,377	1,450	628	621	1,545	1,428	2,583
Zanzibar Cwt.	763	1,378	3,284	62	2,975	4,732	10,873	232
Perim Cwt.	453	480	553	148	102	1,365	1,302	1,854	505	680
Straits Settlements... .. Cwt.	53	156	8	35	355	914	87	82
Suakin and Port Sudan Cwt.	476	463	339	695
India—Bombay Cwt.	631	777	94	605	2,206	247
Other British Possessions... .. Cwt.	112	5	1	1	25	89	19	9	6	173
TOTAL, BRITISH EMPIRE ... Cwt.	1,817	3,434	7,112	2,344	1,577	5,510	8,632	13,109	3,356	3,411

TOTAL QUANTITIES and VALUE of ARTICLES EXPORTED—continued.

ARTICLES, AND COUNTRIES OF FINAL DESTINATION.	QUANTITIES.					VALUE.				
	1914-1915.	1915-1916.	1916-1917.	1917-1918.	1918-1919.	1914-1915.	1915-1916.	1916-1917.	1917-1918.	1918-1919.
Provisions and Oilman's Stores—continued.						£	£	£	£	£
<i>Other sorts of Provisions (I-B)—continued.</i>										
Egypt Cwt.		188					267			
Italian East Africa	719	533	531	261		658	608	790	978	
Dunkali Coast	110	351	197	101	115	140	270	225	101	91
Jeddah										
Hodeidah	1,914				10	1,327				94
Mokha	173	296	150			133	977	280		
Arabian Gulf Ports	1,174	396	4,180	568	490	694	653	10,436	1,342	1,071
Calzan... ..			1,804	539	92			3,402	1,503	156
JAVE										
Persia	903	250				913	173			
Mosowah	81	180	519	135	110	149	172	949	338	427
Turkey in Asia		130		32	175		147		153	349
Djibouti and Obokh	517	530	1,391	374	253	515	1,012	3,616	1,606	698
Confdah	113					163				
Furman, &c.		95	120	40			293	274	150	
Independant Somali Ports			63	86				151	106	
Re-Union										
Lohia... ..	103					70				
Persian Gulf					125					333
Other Foreign Countries... ..	182	77	61	11	64	197	101	99	24	98
TOTAL, FOREIGN COUNTRIES ... Cwt.	5,996	3,714	9,034	2,342	1,423	4,945	4,767	20,112	3,679	3,646
TOTAL, BRITISH EMPIRE AND FOREIGN COUNTRIES ... Cwt.	7,813	7,148	10,149	4,636	3,000	10,453	13,539	33,221	9,015	7,069
TOTAL, PROVISIONS AND OILMAN'S STORES ... Value.						62,233	28,673	57,344	16,045	9,368
Railway Plant and Rolling Stock—										
<i>Other sorts (III N)—</i>										
Djibouti Value.										310
TOTAL, FOREIGN COUNTRIES ... Value.										300
TOTAL, BRITISH EMPIRE AND FOREIGN COUNTRIES ... Value.										300
Rubber—										
<i>Ros (II J)—</i>										
United Kingdom Cwt.		40					299			
Other British Possessions								5		
TOTAL, BRITISH EMPIRE ... Cwt.		40					299	5		
TOTAL, FOREIGN COUNTRIES ... Cwt.										
TOTAL, BRITISH EMPIRE AND FOREIGN COUNTRIES ... Cwt.		40					299	5		
Manufactures (III P)—										
United Kingdom Value.						81		308		
India—Bombay							104	93		311
Other British Possessions						17	5	45	4	9
Zansibar						114	22		77	310
TOTAL, BRITISH EMPIRE ... Value.						212	201	947	91	627
Mosowah Value.										
Other Foreign Countries... ..						51	33	36	6	3
TOTAL, FOREIGN COUNTRIES ... Value.						51	33	36	6	3
TOTAL, BRITISH EMPIRE AND FOREIGN COUNTRIES ... Value.						263	234	983	97	630

TOTAL QUANTITIES and VALUE of ARTICLES EXPORTED—continued.

ARTICLES, AND COUNTRIES OF FINAL DESTINATION.	QUANTITIES.					VALUE.				
	1914-1915.	1915-1916.	1916-1917.	1917-1918.	1918-1919.	1914-1915.	1915-1916.	1916-1917.	1917-1918.	1918-1919.
Salt (II)—						£	£	£	£	£
Zanzibar Tons.	3,489	2,710	3,150	1,055	420	1,231	1,457	2,509	1,181	1,000
Mauritius, etc. "	955	775	411	440
Port Sudan "
Straits Settlements "	2,300	787
India—Rangoon "	12,000	13,950	20,041	8,375	7,700	4,752	5,642	13,978	8,760	6,000
„ Calcutta "	141,327	80,643	88,119	90,222	114,823	63,713	59,087	50,020	180,367	120,782
Other British Possessions "	50	29	64	5	1	17	10	50	20	11
TOTAL, BRITISH EMPIRE ... Tons.	160,031	98,109	109,374	90,567	122,041	75,841	66,032	76,370	190,274	127,743
D'jibouti Tons.	582	300	104	273
Mozambique "	400	667
Turkey in Asia "	143	123
China "
Italian East Africa "	608	4	240	110	208	114	250	73
JAVA "
Other Foreign Countries "	193	4	26	1	43	5	20	58
TOTAL, FOREIGN COUNTRIES ... Tons.	1,187	107	693	536	1	402	167	661	1,069	56
TOTAL, BRITISH EMPIRE AND FOREIGN COUNTRIES ... Tons.	161,218	98,216	110,068	100,093	122,042	76,243	66,199	77,031	191,343	127,799
Seeds—										
Oil Seeds—										
Essential—										
Ajama (a) (II F)—										
Other British Possessions Cwt.	1	1
TOTAL, BRITISH EMPIRE ... Cwt.	1	1
Mokha Cwt.	104	135
Other Foreign Countries "	31	39	16	63	47	30	33	17	79	61
TOTAL, FOREIGN COUNTRIES ... Cwt.	31	143	16	63	47	30	168	17	79	61
TOTAL, BRITISH EMPIRE AND FOREIGN COUNTRIES ... Cwt.	31	143	16	63	47	30	169	17	79	62
Ajwan (a) (II F)—										
Other British Possessions Cwt.	1	1	1	4
TOTAL, BRITISH EMPIRE ... Cwt.	1	1	1	4
D'jibouti and Obokh Cwt.	60	118
Mossawah "
Gaizan "	65	64
Mokha "	225	165
Other Foreign Countries "	56	15	90	7	24	38	14	90	9	37
TOTAL, FOREIGN COUNTRIES ... Cwt.	56	240	90	131	24	38	209	90	211	37
TOTAL, BRITISH EMPIRE AND FOREIGN COUNTRIES ... Cwt.	56	241	90	131	26	39	210	91	211	41
Arised (a) (II F)—										
Other British Possessions Cwt.	31	50
TOTAL, BRITISH EMPIRE ... Cwt.	31	50
TOTAL, BRITISH EMPIRE AND FOREIGN COUNTRIES ... Cwt.	31	50
Assala (a) (II F)—										
Other British Possessions Cwt.	3	3
TOTAL, BRITISH EMPIRE ... Cwt.	3	3
Other Foreign Countries Cwt.	7	5	5	9	5	5
TOTAL, FOREIGN COUNTRIES ... Cwt.	7	5	5	9	5	5
TOTAL, BRITISH EMPIRE AND FOREIGN COUNTRIES ... Cwt.	7	8	5	9	8	5
Caraway (a) (II F)—										
Other British Possessions Cwt.	3	1	14	7	1	30
TOTAL, BRITISH EMPIRE ... Cwt.	3	1	14	7	1	30
Other Foreign Countries Cwt.	4	6	21	4	7	31
TOTAL, FOREIGN COUNTRIES ... Cwt.	4	6	21	4	7	31
TOTAL, BRITISH EMPIRE AND FOREIGN COUNTRIES ... Cwt.	4	6	24	1	14	4	7	38	1	30
Coriander (a) (II F)—										
British Somaliland Cwt.	67	50	122	69
Other British Possessions "	94	116	64	12	7	66	99	78	17	8
TOTAL, BRITISH EMPIRE ... Cwt.	94	116	64	69	57	66	99	78	139	77
Arabian Gulf Ports Cwt.	210	274
D'jibouti "
Mossawah "	73	88
Other Foreign Countries "	122	96	115	114	82	110	115	177	181	118
TOTAL, FOREIGN COUNTRIES ... Cwt.	122	96	187	114	292	110	116	265	181	392
TOTAL, BRITISH EMPIRE AND FOREIGN COUNTRIES ... Cwt.	206	212	251	183	340	116	214	343	320	460

TOTAL QUANTITIES and VALUE of ARTICLES EXPORTED—continued.

ARTICLES, AND COUNTRIES OF FINAL DESTINATION.	QUANTITIES.					VALUE.				
	1914-1915.	1915-1916.	1916-1917.	1917-1918.	1918-1919.	£	£	£	£	£
Seeds—continued.										
<i>Oil Seeds—continued.</i>										
<i>Essential—continued.</i>										
<i>Commim (other than Black) (a vi) (II F)—</i>										
Egypt Cwt.				25					190	
Zanzibar Cwt.	61					94				
Other British Possessions Cwt.	9	12	17	18	15	13	55	40	48	40
India—Bombay Cwt.	488	78				923	400			
TOTAL, BRITISH EMPIRE ... Cwt.	556	89	17	41	15	1,031	455	40	188	40
Italian East Africa Cwt.	44					73				
Masowah Cwt.			94	42	108			177	111	934
Hodaidah Cwt.										
Mokha Cwt.	42	145				71	258			
Turkey in Europe Cwt.										
D'jibouti Cwt.	44	21	109	145	169	87	72	240	435	370
Arabian Gulf Ports Cwt.	44	23		105	117	63	75		267	200
Galzan Cwt.			200	148	75			451	262	124
Other Foreign Countries Cwt.	96	49	20	27	21	121	119	51	80	74
TOTAL, FOREIGN COUNTRIES ... Cwt.	270	242	417	487	488	421	525	919	1,105	1,112
TOTAL, BRITISH EMPIRE AND FOREIGN COUNTRIES ... Cwt.	826	330	434	538	503	1,451	980	959	1,331	1,152
<i>Fennel (a vi) (II F)—</i>										
Other British Possessions Cwt.	4	10	5	21		3	8	7	26	
TOTAL, BRITISH EMPIRE ... Cwt.	4	10	5	21		3	8	7	26	
Masowah Cwt.				52					97	
Mokha Cwt.		140					142			
Other Foreign Countries Cwt.	99	42	88	52	101	65	46	105	77	145
TOTAL, FOREIGN COUNTRIES ... Cwt.	99	182	88	104	101	65	189	105	144	148
TOTAL, BRITISH EMPIRE AND FOREIGN COUNTRIES ... Cwt.	103	192	88	125	101	68	196	112	170	148
<i>Fenugreek (a) (II F)—</i>										
Egypt Cwt.				29					97	
Other British Possessions Cwt.	16	34	6	1	4	13	24	7	1	6
TOTAL, BRITISH EMPIRE ... Cwt.	16	34	6	30	4	13	24	7	98	6
Italian East Africa Cwt.		90					74			
Egypt Cwt.			494					412		
Mokha Cwt.		94					88			
Other Foreign Countries Cwt.	131	153	125	105	37	104	68	119	114	44
TOTAL, FOREIGN COUNTRIES ... Cwt.	131	317	619	105	37	104	245	631	114	44
TOTAL, BRITISH EMPIRE AND FOREIGN COUNTRIES ... Cwt.	147	351	625	135	41	117	269	638	162	50
<i>Sava or Dil (a) (II F)—</i>										
Other Foreign Countries Cwt.	2		10	2	4	2	1	13	3	4
TOTAL, FOREIGN COUNTRIES ... Cwt.	2		10	2	4	2	1	13	3	4
TOTAL, BRITISH EMPIRE AND FOREIGN COUNTRIES ... Cwt.	2		10	2	4	2	1	13	3	4
<i>Other sorts (a vi) (II F)—</i>										
India—Bombay Cwt.	63					433				
Other British Possessions Cwt.	14					2		2		
TOTAL, BRITISH EMPIRE ... Cwt.	64					435		2		
France Cwt.										
Masowah Cwt.	33					133				
Other Foreign Countries Cwt.	35	52	3	2		63	71	3	3	
TOTAL, FOREIGN COUNTRIES ... Cwt.	73	52	3	2		196	71	3	3	
TOTAL, BRITISH EMPIRE AND FOREIGN COUNTRIES ... Cwt.	137	52	3	2		631	71	5	3	
<i>Non-essential—</i>										
<i>Caster (b) (II F)—</i>										
Other British Empire Cwt.										
TOTAL, BRITISH EMPIRE ... Cwt.										
France Cwt.					161					
TOTAL, FOREIGN COUNTRIES ... Cwt.					161					
TOTAL, BRITISH EMPIRE AND FOREIGN COUNTRIES ... Cwt.					161					

TOTAL QUANTITIES and VALUE of ARTICLES EXPORTED—continued.

ARTICLES, AND COUNTRIES OF FINAL DESTINATION.	QUANTITIES.					VALUE.				
	1914-1915.	1915-1916.	1916-1917.	1917-1918.	1918-1919.	1914-1915.	1915-1916.	1916-1917.	1917-1918.	1918-1919.
<i>See 1—continued.</i>						£	£	£	£	£
<i>Oil-Seed—continued.</i>										
<i>Non-essential—</i>										
<i>Copra or coconut—</i>										
<i>Korai (b ii) (II F)—</i>										
India—Bombay Cwt.
Other British Possessions Cwt.	1	62	3	1	3	1	53	5	1	4
TOTAL, BRITISH EMPIRE Cwt.	1	62	3	1	3	1	53	5	1	4
Djibouti Cwt.	7,290	16,153
Other Foreign Countries Cwt.	7	2	7	...	6	9	2	14	...	9
TOTAL, FOREIGN COUNTRIES Cwt.	7	2	7	...	7,296	9	2	14	...	16,162
TOTAL, BRITISH EMPIRE AND FOREIGN COUNTRIES Cwt.	7 1/2	64	10	1	7,297	10	55	19	1	16,166
<i>Cotton (b iii) (II F)—</i>										
Zanzibar Cwt.
India—Bombay Cwt.	90	90
Other British Possessions Cwt.	29	63	16	62	33	15	14	7	78	30
TOTAL, BRITISH EMPIRE Cwt.	119	63	16	62	33	105	14	7	78	30
Other Foreign Countries Cwt.	112	...	1	65	...	1
TOTAL, FOREIGN COUNTRIES Cwt.	112	...	1	65	...	1
TOTAL, BRITISH EMPIRE AND FOREIGN COUNTRIES Cwt.	231	62	16 1/2	62	33	170	14	8	79	30
<i>Groundnuts (b iv) (II F)—</i>										
Egypt Cwt.	100	67
Other British Possessions Cwt.	38	95	68	18	29	22	67	55	13	43
TOTAL, BRITISH EMPIRE Cwt.	38	95	168	18	29	29	67	122	23	46
Hodaidah Cwt.	166	163
Djibouti Cwt.	133	119	108	82	2,049	103	85	111	88	3,252
Mocha Cwt.	...	161	126
Mosowah Cwt.	96	...	65	95	...	90
Arabian Gulf Ports Cwt.	96	68	90	64
Egypt Cwt.	...	100	180
Other Foreign Countries Cwt.	79	169	167	97	...	66	126	127	84	...
TOTAL, FOREIGN COUNTRIES Cwt.	474	649	370	179	2,202	412	497	323	167	3,436
TOTAL, BRITISH EMPIRE AND FOREIGN COUNTRIES Cwt.	512	744	538	197	2,230	441	564	446	190	3,482
<i>Lanseed (b v) (II F)—</i>										
United Kingdom Cwt.
India—Bombay Cwt.
Other British Possessions Cwt.	4	2	5	2
TOTAL, BRITISH EMPIRE Cwt.	4	2	5	2
Massawah Cwt.	6,568	4,007
Italy Cwt.	1,780	540
Other Foreign Countries Cwt.
TOTAL, FOREIGN COUNTRIES Cwt.	1,780	...	6,568	540	...	4,007
TOTAL, BRITISH EMPIRE AND FOREIGN COUNTRIES Cwt.	4	2	1,780	...	6,568	5	2	540	...	4,007
<i>Mustard (b vi) (II F)—</i>										
Other British Possessions Cwt.	8	10	...
TOTAL, BRITISH EMPIRE Cwt.	8	10	...
Other Foreign Countries Cwt.	1	1	...	1	1	...
TOTAL, FOREIGN COUNTRIES Cwt.	1	1	...	1	1	...
TOTAL, BRITISH EMPIRE AND FOREIGN COUNTRIES Cwt.	1	9	...	1	11	...
<i>Poppy (b vii) (II F)—</i>										
Other British Possessions Cwt.	...	1	1 1/2	1	1
TOTAL, BRITISH EMPIRE Cwt.	...	1	1 1/2	1	1
Other Foreign Countries Cwt.	1	3	1	6
TOTAL, FOREIGN COUNTRIES Cwt.	1	3	1	6
TOTAL, BRITISH EMPIRE AND FOREIGN COUNTRIES Cwt.	...	1	1 1/2	2	3	...	1	1	1	6
<i>Sesame, T'd or Jirilli (b viii) (II F)—</i>										
Egypt Cwt.	300	6,514	338	6,355	...
India—Bombay Cwt.
Other British Possessions Cwt.	...	20	63	9	16	48	9	...
TOTAL, BRITISH EMPIRE Cwt.	...	20	363	6,521	16	379	6,364	...

No. 8—continued.

TOTAL QUANTITIES and VALUE of ARTICLES EXPORTED—continued.

ARTICLES, AND COUNTRIES OF FINAL DESTINATION.	QUANTITIES.					VALUE.				
	1914-1915.	1915-1916.	1916-1917.	1917-1918.	1918-1919.	£	£	£	£	£
Seeds—continued.										
Oil-Seeds—continued.										
<i>Non-essential—continued.</i>										
<i>Seeds of Oil (b si) (I F)—</i>										
<i>continued.</i>										
Egypt ... Cwt.		568					442			
Arabian Gulf Ports ... Cwt.	9,686	4,512	3,848	1,329	1,738	8,172	3,489	3,908	1,397	1,852
Massowah ... Cwt.					1,650					2,000
France ... Cwt.										
Consdah ... Cwt.	120					150				
Germany ... Cwt.										
Italian East Africa ... Cwt.										
Mokha ... Cwt.										
Hodaidah ... Cwt.	1,667					1,403				
Other Foreign Countries ... Cwt.	15		51			14		49		
Djibouti and Obokh ... Cwt.	72	108	992	139	69	76	90	620	143	83
Lohia ... Cwt.	373					345				
TOTAL, FOREIGN COUNTRIES ... Cwt.	11,933	5,189	4,091	1,462	3,457	10,160	4,011	3,637	1,540	3,935
TOTAL, BRITISH EMPIRE AND FOREIGN COUNTRIES ... Cwt.	11,933	5,209	4,444	7,963	3,457	10,160	4,027	4,016	7,904	3,935
<i>Other Sorts (b siii) (II F)—</i>										
Egypt ... Cwt.			87	297	45			261	736	400
Zanzibar ... Cwt.										
India—Bombay ... Cwt.	13	10				73	210			
Other British Possessions ... Cwt.		9	7				8	21		
Suakin and Port Soudan ... Cwt.	48	38	21	27		160	69	129	427	
TOTAL, BRITISH EMPIRE ... Cwt.	61	66	115	294	45	233	286	411	1,163	400
Lohia ... Cwt.										
Massowah ... Cwt.	23					84				
Jeddah ... Cwt.					35					400
Arabian Gulf Ports ... Cwt.				17					73	
Hodaidah ... Cwt.	29					77				
Mokha ... Cwt.		91					80			
Qaisan ... Cwt.				51	150				137	276
Other Foreign Countries ... Cwt.	53	54	110	8	59	70	87	150	57	77
TOTAL, FOREIGN COUNTRIES ... Cwt.	96	146	116	76	244	231	167	150	267	763
TOTAL, BRITISH EMPIRE AND FOREIGN COUNTRIES ... Cwt.	144	211	231	670	269	464	453	561	1,430	1,153
<i>Other than Oil Seeds—</i>										
Other British Possessions ... Cwt.			2	2	3			1	1	5
TOTAL, BRITISH EMPIRE ... Cwt.			2	2	3			1	1	5
Mokha ... Cwt.										
Massowah ... Cwt.										
Other Foreign Countries ... Cwt.	5½	2			30	11	1			31
TOTAL, FOREIGN COUNTRIES ... Cwt.	5½	2			30	11	1			31
TOTAL, BRITISH EMPIRE AND FOREIGN COUNTRIES ... Cwt.	5½	2	2	2	33	11	1	1	1	39
TOTAL, SEEDS ... Cwt.	14,364½	7,630½	3,579½	8,695½	21,161	13,806	7,332	7,713	11,950	31,243
Shells and Cowries—										
<i>Cowries (a) (II J)—</i>										
Egypt ... Cwt.			17		14			120		9
United Kingdom ... Cwt.										
India—Bombay ... Cwt.	91	130	60	27		518	1,083	423	203	
Other British Possessions ... Cwt.	4	1	11	17	3	4	1	20	89	33
TOTAL, BRITISH EMPIRE ... Cwt.	95	131	88	44	17	622	1,084	563	292	105
Italy ... Cwt.					127					109
Germany ... Cwt.										
Djibouti ... Cwt.	98		86	56	127	148	108	161	73	16
Massowah ... Cwt.				40					50	
Egypt, etc. ... Cwt.										
Other Foreign Countries ... Cwt.	32		17		1	30		23		4
TOTAL, FOREIGN COUNTRIES ... Cwt.	130	63	103	96	255	185	108	184	123	271
TOTAL, BRITISH EMPIRE AND FOREIGN COUNTRIES ... Cwt.	225	194	191	140	272	1,007	1,192	746	395	373

No. 8—continued.

TOTAL QUANTITIES and VALUE of ARTICLES EXPORTED—continued.

ARTICLES, AND COUNTRIES OF FINAL DESTINATION.	QUANTITIES.					VALUE.				
	1914-1915.	1915-1916.	1916-1917.	1917-1918.	1918-1919.	1914-1915.	1915-1916.	1916-1917.	1917-1918.	1918-1919.
Shells—										
<i>Shells (chanks, sanhls, large ornamental shells, Coorras, wolver-of-pearl shells and Oyster shells—(bi) (II-J).—</i>										
United Kingdom ... Cwt.	923	2,180	1,330	40	3,131	6,631	4,313	67
Zanzibar and Pemba
India—Bombay	93	324	1,124	80	173	618	2,510	147
Other British Possessions	4	5	30	9	6	72
TOTAL, BRITISH EMPIRE ... Cwt.	1,016	2,493	2,509	125	20	3,304	7,140	6,832	222	72
Mossawah Cwt.	876	800
United States of America	185	473	1,116	645	1,693	3,571
Austria	735	2,077
France
Germany
Italy
Turkey in Europe
Other Foreign Countries	60	5	16	20
TOTAL, FOREIGN COUNTRIES ... Cwt.	890	473	331	1,116	2,733	1,693	960	3,571
TOTAL, BRITISH EMPIRE AND FOREIGN COUNTRIES ... Cwt.	1,896	2,966	2,839	125	1,145	6,037	8,833	7,792	222	3,643
<i>Tortoise shell (including Nakhla or Nakh) —(bi) (II-J).—</i>										
United Kingdom ... Lbs.	1,345	252	1,512	504	2,680	960	90	587	167	1,038
Egypt	2,210	80
Suakin, etc.
Zanzibar	224	133
India—Bombay	5,006	10,472	12,079	3,158	2,903	852	1,169	1,271	800	452
Ceylon
Other British Possessions	390	1,120	27
TOTAL, BRITISH EMPIRE ... Lbs.	6,665	10,724	13,671	5,880	6,692	1,945	1,259	1,658	1,047	1,518
Djibouti Lbs.	5,376	200
Belgium
Egypt	3,416	2,268	237	72
Java
Other Foreign Countries	280	20	56	28	23	9	1	1
TOTAL, FOREIGN COUNTRIES ... Lbs.	3,696	2,408	5,376	50	28	260	76	200	1	1
TOTAL, BRITISH EMPIRE AND FOREIGN COUNTRIES ... Lbs.	10,361	13,132	19,247	5,930	6,710	2,205	1,343	1,858	1,048	1,519
TOTAL, SHELLS AND COWRIES ...Value.										
.....	9,254	11,377	10,390	1,655	5,508
Ships, parts of (including Launches and Boats)—(III-P).—										
ZanzibarValue.	77
Port Sudan	73
Other British Possessions	35	80	91	22	1
Perim	74
TOTAL, BRITISH EMPIRE ...Value.	182	80	91	99	1
Dunkali CoastValue.
Mossawah	120
Jeddah	261
Lohia	233
Mokha
Farsan, &c.	83
Hodaidah	99
Gaizan
Independent Somali Ports	120
Other Foreign Countries	27	57	66	8	9
Konfadh	78
TOTAL, FOREIGN COUNTRIES ...Value.	1,031	67	65	8	9
TOTAL, BRITISH EMPIRE AND FOREIGN COUNTRIES ...Value.	1,213	137	156	107	10

TOTAL QUANTITIES and VALUE of ARTICLES EXPORTED—continued.

ARTICLES, AND COUNTRIES OF FINAL DESTINATION.	QUANTITIES.					VALUE.				
	1914-1915.	1915-1916.	1916-1917.	1917-1918.	1918-1919.	1914-1915.	1915-1916.	1916-1917.	1917-1918.	1918-1919.
Soap—(III-P.)—										
India—Bombay Cwt.	73	300	140	507
Natal
Somaliand	649	607	930	806	673	1,008	1,197	2,141	1,485	1,770
Zanzibar	68	174	193	73	287	208
Perim	67	86	83	31	104	120	111	211	92	356
Suakin and Port Sudan	40	118	135	97	197	257
Other British Possessions	23	2	33	7
TOTAL, BRITISH EMPIRE ... Cwt.	840	953	1,442	1,142	777	1,328	1,792	2,856	2,167	2,182
Kamran and Furman Cwt.	102	77	30	223	165	16
Mossawah	80	121	192	312
Italian East Africa	553	570	57	770	368	994	924	1,097	1,504	1,273
Jeddah	243	434	180	348	1,015	400
Hodeidah	609	856
Madagascar	1,030	2,000
Konfidah	63	87
Lohia
Mokha	162	1,350	240	3,014
Arabian Gulf Ports	283	169	731	308	328	433	354	1,450	566	1,151
D'Jibouti and Obokh	612	237	2,603	1,254	2,590	849	444	5,252	3,389	8,694
Dunkali Coast
Gaizan	73	3,616	1,008	132	116	7,739	1,919	276
Perah	46	53	45	67	189	80
Other Foreign Countries	102	73	49	74	17	142	183	95	48	57
TOTAL, FOREIGN COUNTRIES ... Cwt.	2,727	3,026	8,404	4,824	3,581	3,948	5,052	17,070	10,293	11,939
TOTAL, BRITISH EMPIRE AND FOREIGN COUNTRIES ... Cwt.	3,573	3,979	9,847	5,966	4,358	5,276	6,844	20,026	12,463	14,121
Specimens illustrative of Natural Science—(IV.J)—										
United Kingdom Value.	122	956	7,504	2,779	1,600
Zanzibar	140	110	143
India—Bombay
Other British Possessions	26	11	34	20	50
TOTAL, BRITISH EMPIRE ... Value.	290	1,107	7,538	2,912	1,650
United States of America Value.	200	121
Austria
Germany	133
German East Africa
D'Jibouti and Obokh	202
Italy
France
Gaizan
Other Foreign Countries	67	85	19	4	21
TOTAL, FOREIGN COUNTRIES ... Value.	190	487	140	4	29
TOTAL, BRITISH EMPIRE AND FOREIGN COUNTRIES ... Value.	480	1,594	7,678	2,916	1,679
Spices—										
<i>Benlons (I. F.)—</i>										
Other British Possessions Lbs.	1,212	4,368	701	974	389	20	40	18	25	6
TOTAL, BRITISH EMPIRE ... Lbs.	1,212	4,368	701	974	389	20	40	18	25	6
Reunion Lbs.
D'Jibouti and Obokh	4,242	118
Other Foreign Countries	3,920	4,368	6,043	4,076	2,714	65	80	122	131	160
TOTAL, FOREIGN COUNTRIES ... Lbs.	3,920	4,368	6,043	4,076	6,936	65	80	122	131	160
TOTAL, BRITISH EMPIRE AND FOREIGN COUNTRIES ... Lbs.	5,132	8,736	6,844	5,050	7,324	85	120	140	156	266
<i>Cardamoms (I. F.)—</i>										
Egypt Lbs.	52,528	11,032	4,417	23
Suakin and Port Sudan	2,044	6,566	150	375
Other British Possessions	405	879	481	767	1,110	55	73	33	61	63
TOTAL, BRITISH EMPIRE ... Lbs.	405	2,923	481	60,861	12,142	55	223	33	4,853	86

TOTAL QUANTITIES and VALUE of ARTICLES EXPORTED—continued.

ARTICLES, AND COUNTRIES OF FINAL DESTINATION.	QUANTITIES.					VALUE.				
	1914-1915.	1915-1916.	1916-1917.	1917-1918.	1918-1919.	1914-1915.	1915-1916.	1916-1917.	1917-1918.	1918-1919.
Spices—continued.										
Cardamoms (I. F.)—continued.										
D'Jibouti ... Lbs.			3,246	3,185	4,587			174	235	285
Mokha ...		12,406					962			
Confidah ...	782					94				
Hodaidah ...	1,568					201				
Jeddah ...	2,072					182				
Mossawah ...	770					77				
Gaizan ...			29,484	21,700	7,280			2,189	1,475	317
Other Foreign Countries ...	1,910	1,554	1,073	946	1,989	138	132	98	78	12
Arabian Gulf Ports ...	2,265	3,075	1,205	5,338	20,074	210	266	97	350	1,167
TOTAL, FOREIGN COUNTRIES ... Lbs.	9,393	16,033	34,013	31,119	34,499	952	1,300	2,503	2,138	1,692
TOTAL, BRITISH EMPIRE AND FOREIGN COUNTRIES ... Lbs.	9,788	16,868	34,494	30,980	48,641	1,007	1,592	2,541	6,080	2,719
Chilies (I. F.)—										
Somaliland ... Lbs.	6,300	10,823	10,586	6,388	7,834	69	144	140	109	151
Suakin and Port Sudan ...		33,544					405			
Egypt ...			31,060	7,000	152,104			562	167	2,557
India—Bombay ...										
Other British Possessions ...	5,089	1,274	5,823	8,160	2,184	71	16	75	86	47
TOTAL, BRITISH EMPIRE ... Lbs.	11,388	45,640	47,504	10,448	162,142	140	604	783	363	3,155
Mossawah ... Lbs.	58,418	18,692			8,458	701	266			139
France ...					22,400					1,000
D'Jibouti and Obokh ...	14,098	11,390			8,753	173	141			212
Italian East Africa ...		12,320					169			
Arabian Gulf Ports ...					14,844					219
United States of America ...										
Other Foreign Countries ...	15,400	6,120	3,897	7,227	896	147	92	51	114	14
TOTAL, FOREIGN COUNTRIES ... Lbs.	65,946	50,428	3,897	7,227	63,151	1,021	689	51	114	1,654
TOTAL, BRITISH EMPIRE AND FOREIGN COUNTRIES ... Lbs.	97,314	96,068	51,401	26,675	215,293	1,161	1,252	834	476	4,730
Cinnamon (I. F.)—										
Egypt ... Lbs.			138,544	121,408	35,714			7,495	6,418	1,670
Suakin ...			9,632	17,020				120	420	
Somaliland ...				2,707					83	
Zanzibar ...			6,273					107		
Other British Possessions ...	5,923	9,303	2,787	21	1,778	80	130	58	1	63
TOTAL, BRITISH EMPIRE ... Lbs.	5,923	9,303	157,235	142,056	37,492	80	130	2,780	4,931	1,638
Italian East Africa ... Lbs.	5,900	10,804	5,634		2,240	91	181	108		89
D'Jibouti and Obokh ...	9,559	7,672	32,599	20,741	29,589	199	111	400	553	1,077
Mossawah ...	12,980		7,644	5,320	10,156	185		164	152	221
Egypt ...		22,736					473			
Confidah ...	14,336					230				
Gaizan ...		9,208	134,120	64,082	40,360		132	2,576	1,614	1,310
Lohia ...										
Hodaidah ...										
Pursan ...										
Mokha ...	19,152	98,824				262	1,454			
Arabian Gulf Ports ...	23,100	17,546	9,226	11,364	20,420	566	235	165	418	659
Germany ...										
Morocco, &c. ...										
Turkey in Asia ...										
Jeddah ...										
Other Foreign Countries ...	5,652	4,480	4,480	1,982	1,300	87	58	67	53	20
TOTAL, FOREIGN COUNTRIES ... Lbs.	90,472	169,390	183,752	103,479	113,004	1,351	2,644	3,529	2,705	3,545
TOTAL, BRITISH EMPIRE AND FOREIGN COUNTRIES ... Lbs.	96,106	173,693	340,997	245,635	150,498	1,431	2,774	6,309	7,720	5,183

No. 8—continued.

TOTAL QUANTITIES and VALUE of ARTICLES EXPORTED—continued.

ARTICLES, AND COUNTRIES OF FINAL DESTINATION.	QUANTITIES.					VALUE.				
	1914-1915	1915-1916	1916-1917	1917-1918	1918-1919	1914-1915	1915-1916	1916-1917	1917-1918	1918-1919.
Spices—continued.										
<i>Cloves (I. F.)—</i>										
Egypt Lbs.	66,472	72,744	280,778	1,529	3,220	10,840
Suakin Lbs.	...	78,288	63,168	167,888	12,600	...	1,762	1,740	4,766	650
United Kingdom Lbs.	87,200	2,000
India—Bombay Lbs.	10,080	3,248	20,400	240	138	687
Other British Possessions Lbs.	2,464	467	132	538	389	56	13	4	14	18
Mauritius Lbs.	...	2,520	93
India—Calcutta Lbs.	17,640	420
TOTAL, BRITISH EMPIRE ... Lbs.	30,184	81,306	196,972	244,418	323,167	716	1,868	5,272	8,133	12,275
China Lbs.	17,136	433
Mossawah Lbs.	6,044	4,268	54,666	23,840	13,020	126	97	1,823	901	555
Egypt Lbs.	...	3,606	89
Arabian Gulf Ports Lbs.	5,370	5,754	103	206
Confidah Lbs.
Hodaidah Lbs.	7,392	167
Jeddah Lbs.
Djibouti Lbs.	41,440	44,264	48,606	68,236	59,602	978	1,077	1,066	2,365	1,657
Mokha Lbs.	...	23,268	504
Gaizan Lbs.	44,206	31,668	16,016	1,075	905	348
Other Foreign Countries Lbs.	6,104	3,346	1,771	493	753	130	62	83	14	26
TOTAL, FOREIGN COUNTRIES ... Lbs.	61,880	78,848	166,665	134,692	75,345	1,480	1,749	2,930	4,348	2,701
TOTAL, BRITISH EMPIRE AND FOREIGN COUNTRIES ... Lbs.	92,064	160,153	363,637	379,020	398,512	2,146	3,616	8,202	12,481	15,066
Ginger (I. F.)—										
Egypt Lbs.	49,784	33,536	94,280	747	669	2,377
Suakin Lbs.	...	24,724	60,300	14,728	279	1,830	631	...
United Kingdom Lbs.
Somaliland Lbs.	...	5,754	6,917	10,046	7,924	...	71	139	268	159
Zanzibar Lbs.	9,520	...	6,440	5,220	...	80	...	124	132	...
Perim Lbs.
Other British Possessions Lbs.	9,716	7,462	1,575	504	808	99	94	20	9	6
TOTAL, BRITISH EMPIRE ... Lbs.	19,236	37,940	145,076	63,133	102,692	197	444	2,356	1,709	2,542
Mossawah Lbs.	151,268	5,544	189,840	71,932	272,680	1,653	68	2,805	1,683	6,349
Italian East Africa Lbs.	43,720	46,430	70,784	70,728	56,336	570	653	1,223	1,605	1,312
Independent Somali Ports Lbs.	14,277	312
Confidah Lbs.	104,044	1,207
Gaizan Lbs.	...	138,472	1,520,424	601,132	627,716	...	1,647	26,389	18,046	11,373
Dunkali Coast Lbs.	15,232	21,406	406	523
Lohia Lbs.	61,600	417
Hodaidah Lbs.	103,404	1,203
Fursan Lbs.	6,702	4,060	170	96
Mokha Lbs.	173,628	914,928	1,087	11,310
Arabian Gulf Ports Lbs.	204,059	170,916	612,184	310,689	779,159	2,221	2,060	10,930	6,526	16,105
Jeddah Lbs.	16,380	...	26,040	184	...	477
Djibouti and Obokh Lbs.	43,330	40,460	293,302	274,481	164,952	445	506	5,119	6,912	3,551
Other Foreign Countries Lbs.	15,078	4,306	7,932	3,237	1,344	138	54	123	77	37
TOTAL, FOREIGN COUNTRIES ... Lbs.	622,380	1,319,198	2,734,886	1,354,156	1,831,810	9,724	16,208	46,071	30,474	39,664
TOTAL, BRITISH EMPIRE AND FOREIGN COUNTRIES ... Lbs.	941,635	1,357,136	2,879,962	1,417,289	1,084,402	9,921	16,749	48,427	32,183	42,206
Nutmegs (I. F.)—										
Egypt Lbs.	3,606	...	12,768	77	...	301
Other British Possessions Lbs.	672	654	183	1,008	128	11	21	5	20	4
TOTAL, BRITISH EMPIRE ... Lbs.	672	654	3,678	1,008	12,896	11	21	82	20	308
Hodaidah Lbs.	4,032	83
Other Foreign Countries Lbs.	2,310	604	448	476	896	43	19	11	14	34
TOTAL, FOREIGN COUNTRIES ... Lbs.	6,342	604	448	476	896	131	10	11	14	34
TOTAL, BRITISH EMPIRE AND FOREIGN COUNTRIES ... Lbs.	7,014	1,458	4,326	1,484	13,792	142	40	93	43	342
Pepper (I. F.)—										
Egypt Lbs.	353,529	263,888	530,572	10,603	10,668	17,934
United Kingdom Lbs.	...	22,876
Zanzibar Lbs.	4,110
Somaliland Lbs.	...	2,835	3,092	4,381	1,381
Suakin and Port Soudan Lbs.	9,184	61,488	40,784	56,336	...	173	1,371	1,437	1,931	...
Other British Possessions Lbs.	3,444	1,415	908	700	674	76	36	25	30	22
TOTAL, BRITISH EMPIRE ... Lbs.	12,928	88,614	411,423	327,315	633,927	249	1,918	12,292	13,067	18,025

No. 8—continued.

TOTAL QUANTITIES and VALUE of ARTICLES EXPORTED—continued.

ARTICLES, AND COUNTRIES OF FINAL DESTINATION.	QUANTITIES.					VALUE.				
	1914-1915.	1915-1916.	1916-1917.	1917-1918.	1918-1919.	£	£	£	£	£
<i>Spices—continued.</i>										
<i>Pepper (I. F.)—continued.</i>										
Independent Somali Ports ... Lbs.	3,050	76
Mossowah ... Lbs.	26,040	54,029	97,310	572	2,315	3,848
Italian East Africa ... "	8,148	9,520	16,667	12,516	125	273	580	470
Egypt ... "	34,552	24,864	807	613
Jeddah ... "
Confidah ... "	9,683	214
Gaizan ... "	3,584	3,360	33,964	56,728	78	101	1,476	1,538
Lohia ... "
Hodaidah ... "	17,556	815
Fursan ... "
Mokha ... "	24,300	100,832	510	4,190
Arabian Gulf Ports ... "	20,002	12,674	133,505	127,004	420	296	5,267	4,406
Djibouti and Obokh ... "	19,750	21,813	4,934	126,203	136,024	436	450	193	4,722	4,377
Dunkali Coast ... "	5,138	12,558	102	429
Other Foreign Countries... "	2,436	2,184	1,142	1,155	1,470	26	47	33	45	42
TOTAL, FOREIGN COUNTRIES ... Lbs.	162,592	265,500	9,466	371,360	447,460	3,465	6,031	327	14,626	15,481
TOTAL, BRITISH EMPIRE AND FOREIGN COUNTRIES ... Lbs.	175,229	354,114	420,909	678,575	980,493	3,734	7,844	12,619	27,683	33,306
<i>Other sorts—(I. F.)—</i>										
Egypt ... Lbs.	8,599	155
Somaliland ... "	47,079	34,203	19,759	8,749	746	613	380	192
Perim ... "	25,403	18,088	9,453	838	223	164
Suakin and Port Sudan ... "	12,264	13,300	204	200
Zanzibar ... "
Other British Possessions ... "	2,184	1,512	1,008	3,331	2,615	53	27	14	63	55
TOTAL, BRITISH EMPIRE ... Lbs.	74,036	66,067	62,121	12,080	2,615	1,137	1,007	909	255	55
Mossowah ... Lbs.	22,344	11,564	361	229
Dunkali Coast ... "	32,291	25,620	16,376	7,560	461	366	420	157
Independent Somali Ports ... "	36,554	19,321	20,653	9,520	389	244	257	91
Italian East Africa ... "	16,940	9,380	5,376	3,140	435	284	142	79
Madagascar ... "	4,872	107
Confidah ... "	27,524	417
Hodaidah ... "	98,994	1203
Fursan ... "	2,123	69
Mokha ... "	21,056	125,168	397	1,865
Arabian Gulf Ports ... "	256,253	357,602	162,734	46,944	29,512	5,055	5,149	2,632	1,181	732
Djibouti and Obokh ... "	43,372	20,440	9,484	14,756	716	389	183	283
Gaizan ... "	24,640	319,904	243,012	47,572	352	6,109	5,309	1,053
Mascat ... "	4,312	70
Lohia ... "
Other Foreign Countries ... "	11,314	3,594	2,744	3,248	8,152	163	65	75	75	152
Jeddah ... "	8,738	127
TOTAL, FOREIGN COUNTRIES ... Lbs.	579,593	608,847	540,335	332,308	65,236	9,794	9,791	10,045	7,344	2,537
TOTAL, BRITISH EMPIRE AND FOREIGN COUNTRIES ... Lbs.	654,269	674,914	602,456	344,388	67,851	10,931	9,858	10,954	7,409	2,592
TOTAL, SPICES ... Lbs.	2,078,542	2,851,128	4,695,096	3,209,596	3,834,659	30,558	43,897	91,119	95,236	106,557
<i>Stationery (excluding Paper) (III. M.)—</i>										
United Kingdom ... Value.
Somaliland ... "	86
Perim ... "	135	70	126
Zanzibar and Pemba ... "
Other British Possessions ... "	114	91	45	93	62
TOTAL, BRITISH EMPIRE ... Value.	114	91	206	163	188

No. 8—continued.

TOTAL QUANTITIES and VALUE of ARTICLES EXPORTED—continued.

ARTICLES, AND COUNTRIES OF FINAL DESTINATION.	QUANTITIES.					VALUE.				
	1914-1915.	1915-1916.	1916-1917.	1917-1918.	1918-1919.	1914-1915.	1915-1916.	1916-1917.	1917-1918.	1918-1919.
Stationery (excluding Paper) (III. M.)—										
<i>continued.</i>										
Italian East Africa Value.
Hodaidah Value.
Djibouti and Obokh Value.	949	400	1,138
Other Foreign Countries Value.	110	156	71	80	120
TOTAL, FOREIGN COUNTRIES ... Value.	110	156	320	480	1,258
TOTAL, BRITISH EMPIRE AND FOREIGN COUNTRIES ... Value.	224	247	586	643	1,416
Stone and Marble (III. P.)—										
Other British Possessions Cwt.	12	68	4	27	3	7	18	2	60	4
TOTAL, BRITISH EMPIRE ... Cwt.	12	68	4	27	3	7	18	2	60	4
Italian East Africa Cwt.
Muscat Cwt.
Arabian Gulf Ports Cwt.
Other Foreign Countries Cwt.	246	98	13	14	2	79	14	7	9	10
TOTAL, FOREIGN COUNTRIES ... Cwt.	246	98	13	14	2	79	14	7	9	10
TOTAL, BRITISH EMPIRE AND FOREIGN COUNTRIES ... Cwt.	258	166	17	41	5	86	32	9	69	14
Sugar Refined (I. G.)—										
Suakin Cwt.	760	80	1,295	867	108	1,715
Somaliland Cwt.	15,576	14,435	17,339	13,705	14,923	13,070	18,214	24,725	19,429	21,533
Zanzibar Cwt.	1,700	302	194	1,905	375	297
Perim Cwt.	690	553	695	525	702	532	852	888	832	1,028
Straits Settlements Cwt.
Other British Possessions Cwt.	33	20	58	27
India—Bombay Cwt.	175	433	187	753
United Kingdom Cwt.	100	150
TOTAL, BRITISH EMPIRE ... Cwt.	19,120	15,300	19,956	13,268	15,651	15,461	19,549	26,473	20,319	22,558
Turkey in Asia Cwt.
Moscowah Cwt.	4,992	806	12,473	2,855	11,468	4,584	1,049	17,323	4,368	16,562
Dunkeli Coast Cwt.	441	379	354	581	424	562	555	523
Independent Somali Ports Cwt.	2,000	730	1,535	591	909	1,642	936	2,144	848	1,287
Italian East Africa Cwt.	12,538	5,220	8,018	5,139	4,003	11,511	6,596	11,598	6,182	6,437
Jeddah Cwt.	1,339	1,775	102	1,089	2,690	150
Confidah Cwt.	1,734	1,365
Gaizan Cwt.	1,691	15,991	6,400	4,913	1,999	25,785	10,287	6,876
Lobia Cwt.	2,046	2,067
Hodaidah Cwt.	15,605	180	12,499	263
Furaan Cwt.	167	152	222	404	201	220	350	571
Mokha Cwt.	4,352	19,833	80	4,305	23,830	107
Arabian Gulf Ports Cwt.	3,413	2,147	2,392	3,273	2,039	2,823	2,977	3,366	5,245	3,611
Muscat Cwt.
Persia Cwt.	208	533	346	900
Djibouti and Obokh Cwt.	7,906	11,831	14,045	12,367	8,434	7,536	15,715	10,633	16,404	12,579
Other Foreign Countries Cwt.	120	37	1	2	14	76	42	1	3	37
TOTAL, FOREIGN COUNTRIES ... Cwt.	56,595	41,773	63,864	31,105	33,608	49,921	53,901	54,609	46,435	49,936
TOTAL, BRITISH EMPIRE AND FOREIGN COUNTRIES ... Cwt.	75,715	57,163	80,820	44,373	49,259	66,382	73,540	113,082	66,755	71,524

TOTAL QUANTITIES and VALUE of ARTICLES EXPORTED—continued.

ARTICLES, AND COUNTRIES OF FINAL DESTINATION.	QUANTITIES.					VALUE.				
	1914-1915.	1915-1916.	1916-1917.	1917-1918.	1918-1919.	£	£	£	£	£
Sugar, Unrefined (L. G.)—										
Somaliland Cwt.	431	315	246	303	210	306	426	240	503	244
Other British Possessions	63	20	5	3	62	26	3	4
TOTAL, BRITISH EMPIRE ... Cwt.	494	335	251	303	213	428	452	243	503	248
Mossowah Cwt.	50	71
Hodaidah	436	315
Italian East Africa	553	189	259	431	198	257
Gaizan	114	153
Lohia
Fursan
Mokha	110	621	60	594
Arabian Gulf Ports	316	1,341	3,148	289	1,438	4,233
Confidah	202	154
D'jibouti and Obokh	198	165	241	232
Other Foreign Countries	156	89	46	73	3	134	73	61	89	6
TOTAL, FOREIGN COUNTRIES ... Cwt.	1,457	1,215	1,844	73	3,480	1,114	1,164	1,987	89	4,695
TOTAL, BRITISH EMPIRE AND FOREIGN COUNTRIES ... Cwt.	1,941	1,550	2,095	376	3,693	1,542	1,606	2,245	592	4,913
Confectionery (L. G.)—										
Somaliland Cwt.	59	39	58	90	72	110
Perim	245	32	232	80
Other British Possessions	16	23	69	45	9	52	52	123	89	21
Zanzibar	53	112
TOTAL, BRITISH EMPIRE ... Cwt.	373	61	127	45	41	486	124	233	89	101
Jeddah Cwt.	201	181
D'jibouti and Obokh	749	375	263	90	179	914	740	637	261	649
Mossowah	312	159	267	162	102	304	361	760	552	625
Lohia
Gaizan	81	79	41	139	177	114
Mokha	143	281	232	502
Confidah	194	246
Hodaidah	523	612
Fursan, etc.
Dunkali Coast
Arabian Gulf Ports	2,017	898	605	274	187	2,458	1,525	1,293	642	465
Italian East Africa	621	132	394	210
Other Foreign Countries	170	85	83	56	92	199	58	157	107	223
TOTAL, FOREIGN COUNTRIES ... Cwt.	4,629	1,961	1,297	613	630	6,040	3,535	3,024	1,076	1,952
TOTAL, BRITISH EMPIRE AND FOREIGN COUNTRIES ... Cwt.	5,207	2,028	1,424	658	661	6,528	3,659	3,257	1,765	2,053
TOTAL, SUGAR ... Cwt.	82,868	60,740	84,339	45,407	53,613	74,450	78,805	1,18,584	71,112	78,520
Tallow and Stearine (including Grease and Animal fat) (L. G.)										
Suakin and Port Sudan Cwt.
Other British Possessions	29	13	1	50	50	2
TOTAL, BRITISH EMPIRE ... Cwt.	29	13	1	50	50	2

TOTAL QUANTITIES and VALUE of ARTICLES EXPORTED—continued.

ARTICLES, AND COUNTRIES OF FINAL DESTINATION.	QUANTITIES.					VALUE.				
	1914-1915.	1915-1916.	1916-1917.	1917-1918.	1918-1919.	1914-1915.	1915-1916.	1916-1917.	1917-1918.	1918-1919.
Tallow and Stearine (including Grease and Animal fat) (L. G.)—continued.						\$	\$	\$	\$	\$
France ... Cwt.				221					220	
Coufidah and Saliff ...										
Persia ...			84					134		
Mossowah ...			139	56	49			272	143	127
Farsau ...										
Hodaidah ...										
Arabian Gulf Ports ...	76	113	59	58		143	184	122	184	
Galzan ...			115					210		
Lohla ...										
Mokha ...		65					90			
Turkey in Asia ...			59					110		
Other Foreign Countries ...	87	54	11	36	13	137	72	36	84	31
Jeddah ...	68					137				
TOTAL, FOREIGN COUNTRIES ... Cwt.	231	237	467	371	62	407	355	684	531	153
TOTAL, BRITISH EMPIRE AND FOREIGN COUNTRIES ... Cwt.	231	260	486	372	62	407	405	934	533	163
Tea (I. H.)—										
Tea, Black—										
India—Calcutta ... Lbs.		1,140					80			
Suakin ...	35,570	238,136	287,436	69,845		1,101	10,197	12,078	3,204	
Somalland ...	43,311	60,710	77,049	44,792	76,105	1,618	2,643	3,439	2,524	4,310
Zanzibar ...	6,340	15,143	6,172	3,700		220	657	311	147	
Perim ...	2,339		3,024	1,323	1,601	111		59	81	123
India—Bombay ...										
Other British Possessions ...	20	992	3,098		142	1	50	53		10
TOTAL, BRITISH EMPIRE ... Lbs.	87,580	316,111	375,779	118,660	77,846	3,141	13,633	16,910	6,018	4,442
Independent Somali Ports ... Lbs.			2,150		2,821			100		163
Lohla ...										
German East Africa ...	16,302					641				
Mossowah ...	18,095	86,272	97,284	12,064	54,420	623	1,137	4,838	643	3,233
Italian East Africa ...		26,223	18,434	8,290	20,844		1,319	682	461	1,465
Jeddah ...										
Hodaidah ...										
D'Jibouti and Obokh ...	29,978	35,230	37,843	22,052	66,077	1,095	1,573	1,772	1,214	3,611
Mokha ...		2,540					98			
Other Foreign Countries ...	5,777	2,102	1,345	1,139	100	175	97	82	64	7
Arabian Gulf Ports ...	3,035	1,532	3,603	3,897	2,047	112	70	253	236	109
TOTAL, FOREIGN COUNTRIES ... Lbs.	73,037	103,899	161,164	47,492	152,309	2,646	4,280	7,957	2,623	8,668
TOTAL, BRITISH EMPIRE AND FOREIGN COUNTRIES ... Lbs.	160,607	420,010	536,943	166,152	230,157	5,787	17,923	24,867	8,639	13,109
Tea, Green (I. H.)—										
Other British Possessions ... Lbs.				144					10	
TOTAL, BRITISH EMPIRE ... Lbs.				144					10	
Other Foreign Countries ... Lbs.										
TOTAL, FOREIGN COUNTRIES ... Lbs.										
TOTAL, BRITISH EMPIRE AND FOREIGN COUNTRIES ... Lbs.				144					10	
TOTAL OF TEA ... Lbs.	160,607	420,010	536,943	166,296	230,157	5,787	17,923	24,867	8,649	13,109

TOTAL QUANTITIES and VALUE of ARTICLES EXPORTED—continued.

ARTICLES, AND COUNTRIES OF FINAL DESTINATION.	QUANTITIES.					VALUE.				
	1914-1915.	1915-1916.	1916-1917.	1917-1918.	1918-1919.	1914-1915.	1915-1916.	1916-1917.	1917-1918.	1918-1919.
Textiles—										
Cotton—						£	£	£	£	£
<i>Raw (H. H.)—</i>										
United Kingdom Cwt.	150	338
India—Bombay "	366	468	340	435	645	707	768	817	1,440	2,841
Other British Possessions "	27	34	27	11	9	87	64	51	42	42
TOTAL, BRITISH EMPIRE ... Cwt.	393	652	367	445	654	764	1,165	871	1,491	2,903
Djibouti Cwt.	139	967
Other Foreign Countries "	49	22	7	11	50	44	18	40
TOTAL, FOREIGN COUNTRIES ... Cwt.	49	22	7	11	139	50	44	18	40	967
TOTAL, BRITISH EMPIRE AND FOREIGN COUNTRIES ... Cwt.	442	614	374	457	793	814	1,309	889	1,531	3,870
<i>Twist and Yarn—</i>										
<i>Mule and Water, Nos. 1 to 10 (O. III.)—</i>										
Suakin and Port Soudan Lbs.	47,800	12,000	1,334	800
Perim "	3,218	1,900	88	75
Other British Possessions "	2,134	964	150	59	28	5
TOTAL, BRITISH EMPIRE ... Lbs.	2,134	51,982	13,900	150	68	1,450	875	5
Djibouti and Obokh Lbs.	150,143	334,438	97,200	20,000	30,000	5,153	10,168	2,611	789	2,100
Massowah "	55,250	1,800
Italian East Africa "	12,200	16,700	603	440
Hodaidah "	67,190	2,254
Mokha "	33,700	223,260	1,119	6,980
Arabian Gulf Ports "	106,593	185,215	2,674	21,280	3,237	5,766	96	2,433
Gaizan "	1,200	133
Confidah, etc. "	5,200	191
Other Foreign Countries "	2,690	2,764	500	90	80	73	20	5
Dunkali Coast "	3,620	121
TOTAL, FOREIGN COUNTRIES ... Lbs.	439,585	762,415	100,574	20,090	52,480	14,443	23,427	2,927	788	4,636
TOTAL, BRITISH EMPIRE AND FOREIGN COUNTRIES ... Lbs.	441,719	814,397	114,474	20,240	52,480	14,508	24,877	3,802	793	4,666
<i>Mule and Water, Nos. 11 to 20 (III. O.)—</i>										
Suakin and Port Soudan Lbs.	12,600	420
Perim "	1,800	75
India—Bombay "	8,000	267
Other British Possessions "	1,200	550	400	60	16	27
TOTAL, BRITISH EMPIRE ... Lbs.	1,200	21,150	2,200	60	708	102
Djibouti and Obokh Lbs.	160,930	279,275	128,600	37,300	12,600	6,326	10,260	6,191	2,047	1,167
Massowah "	3,300	11,100	116	810
Italian East Africa "	2,600	15,600	80	433
Hodaidah "	49,140	1,847
Mocha "	18,200	167,000	576	5,396
Arabian Gulf Ports "	72,139	77,850	2,420	2,081
Gaizan "	2,050	63
Other Foreign Countries "	356	739	56	12	41	2
Confidah and Sa'iff "	6,000	233
TOTAL, FOREIGN COUNTRIES ... Lbs.	312,309	563,231	129,308	37,356	12,600	11,607	19,169	5,236	2,049	1,187
TOTAL, BRITISH EMPIRE AND FOREIGN COUNTRIES ... Lbs.	313,509	574,381	131,508	37,356	12,600	11,667	19,872	5,337	2,049	1,187
<i>Mule and Water, Nos. 21 to 30 (III. O.)—</i>										
Djibouti and Obokh Lbs.
Italian East Africa "	2,200	2,700	71	110
Other Foreign Countries "	2,100	1,200	67	47
TOTAL, FOREIGN COUNTRIES ... Lbs.	4,300	3,900	138	157
TOTAL, BRITISH EMPIRE AND FOREIGN COUNTRIES ... Lbs.	4,300	3,900	138	157

TOTAL QUANTITIES and VALUE of ARTICLES EXPORTED—continued.

ARTICLES, AND COUNTRIES OF FINAL DESTINATION.	QUANTITIES.					VALUE.				
	1914-1915.	1916-1916.	1916-1917.	1917-1918.	1918-1919.	1914-1915.	1916-1916.	1916-1917.	1917-1918.	1918-1919.
Textiles—continued.										
Cotton—continued.										
Twist and Yarn—continued.										
Mule and Water, Nos. 31 to 40 (III. O.)—										
Italian East Africa ... Lbs.	5,048	5,800	242	303
Djibouti and Obokh ... Lbs.	226,223	109,700	17,700	1,500	10,536	6,050	1,431	125
Massowah ... Lbs.
Hodaidah ... Lbs.
Mocha ... Lbs.
Other Foreign Countries ... Lbs.	2,790	71
TOTAL, FOREIGN COUNTRIES ... Lbs.	231,271	118,230	17,700	1,500	10,778	6,424	1,431	125
TOTAL, BRITISH EMPIRE AND FOREIGN COUNTRIES ... Lbs.	231,271	118,230	17,700	1,500	10,778	6,424	1,431	125
Mule and Water, above No. 40 (III. O.)—										
Other British Possessions... Lbs.	10	800	1	27
TOTAL, BRITISH EMPIRE ... Lbs.	10	800	1	27
Djibouti and Obokh ... Lbs.	7,533	23,320	2,400	18,800	637	1,628	265	1,737
Mocha ... Lbs.	3,000	100
Other Foreign Countries ... Lbs.	600	28
TOTAL, FOREIGN COUNTRIES, ... Lbs.	7,533	27,320	2,400	18,800	637	1,754	265	1,737
TOTAL, BRITISH EMPIRE AND FOREIGN COUNTRIES ... Lbs.	7,543	28,020	2,400	18,800	637	1,781	265	1,737
Orange, red and other colours—Orange, Nos. 1 to 20 (III. O.)—										
Bombay ... Lbs.
Portia ... Lbs.
Other British Possessions ... Lbs.	1,223	700	2,000	400	400	42	23	93	17	27
TOTAL, BRITISH EMPIRE ... Lbs.	1,223	700	2,000	400	400	42	23	93	17	27
Djibouti and Obokh ... Lbs.	5,300	10,800	2,100	263	561	200
Italian East Africa ... Lbs.	0,753	3,200	285	138
Hodaidah ... Lbs.	19,580	946
Mocha ... Lbs.	3,403	18,700	192	770
Arabian Gulf Ports ... Lbs.	14,835	5,010	641	203
Gaizan ... Lbs.	2,400	233
Other Foreign Countries ... Lbs.	2,300	400	87	13
TOTAL, FOREIGN COUNTRIES ... Lbs.	52,197	37,910	2,100	2,400	2,414	1,679	200	233
TOTAL, BRITISH EMPIRE AND FOREIGN COUNTRIES ... Lbs.	53,392	38,610	2,000	2,500	2,800	2,456	1,703	93	217	260
Orange, Nos. 21 to 40 (III. O.)—										
Bombay ... Lbs.	6,440	608
Other British Possessions ... Lbs.
TOTAL, BRITISH EMPIRE ... Lbs.	6,440	608
Djibouti and Obokh ... Lbs.	19,300	16,040	1,300	1,231	865	206
Massowah ... Lbs.
Italian East Africa ... Lbs.	26,303	18,992	2,000	1,315	1,167	163
Mocha ... Lbs.
Arabian Gulf Ports ... Lbs.	1,080	92
Gaizan ... Lbs.
Other Foreign Countries ... Lbs.	2,130	1,100	80	83	53	4
TOTAL, FOREIGN COUNTRIES ... Lbs.	46,730	36,212	2,000	1,300	80	2,629	2,167	163	206	4
TOTAL, BRITISH EMPIRE AND FOREIGN COUNTRIES ... Lbs.	46,730	36,212	8,440	1,300	80	2,528	2,167	771	206	4
Orange, above No. 40 (III. O.)—										
Djibouti and Obokh ... Lbs.	2,100	170
Other Foreign Countries ... Lbs.	700	2,700	33	58
TOTAL, FOREIGN COUNTRIES ... Lbs.	2,800	2,700	203	58
TOTAL, BRITISH EMPIRE AND FOREIGN COUNTRIES ... Lbs.	2,800	2,700	203	58

No. 8—continued.

TOTAL QUANTITIES and VALUE of ARTICLES EXPORTED—continued.

ARTICLES, AND COUNTRIES OF FINAL DESTINATION.	QUANTITIES.					VALUE.				
	1914-1915.	1915-1916.	1916-1917.	1917-1918.	1918-1919.	1914-1915.	1915-1916.	1916-1917.	1917-1918.	1918-1919.
Textiles—continued.										
Cotton—continued.										
<i>Twist and Yarn—continued.</i>										
Unspecified description of Twist and Yarn (III. O.)—										
Egypt Lbs.			195,916					5,708		
Somaliland			5,620	5,013	1,476			236	230	114
Suakin, etc.		12,750	28,400				480	1,030		
India—Bombay			3,360					100		
Other British Possessions	30	358	1,000	1,984	300	2	8	40	74	40
TOTAL, BRITISH EMPIRE ... Lbs.	30	13,108	234,296	6,997	1,776	2	498	7,109	313	154
Mosowah Lbs.		5,040		13,800	55,460		133		416	3,770
Dunkali Coast				24,000					800	
Italian East Africa		10,708	49,588	30,302	143,250		412	3,153	2,838	16,250
Hodaidah										
Mocha										
Arabian Gulf Ports	2,293	23,735	59,278	34,882	812,090	90	710	2,217	2,486	67,173
Muscat										
Djibouti and Obokh	10,855	15,923	378,784	645,265	1,839,755	483	802	13,565	39,199	138,763
Confidah										
Gaizan				26,616	263,203				2,241	21,169
Independent Somali Ports										
Jeddah				6,600					820	
Other Foreign Countries	1,824	1,100	423		1,234	63	40	14		84
TOTAL, FOREIGN COUNTRIES ... Lbs.	14,972	56,511	488,078	787,355	3,134,997	656	2,097	17,949	49,299	247,224
TOTAL, BRITISH EMPIRE AND FOREIGN COUNTRIES ... Lbs.	15,002	69,617	722,373	794,352	3,136,773	658	2,595	25,058	49,612	247,373
TOTAL, TWIST AND YARN ... Lbs.	1,116,266	1,686,067	908,894	857,248	3,223,533	43,572	59,633	36,757	52,002	255,353
Manufactures—										
<i>Canvas (v) (III. O.)—</i>										
Suakin and Port Soudan Yds.		16,420	17,250	4,000			597	470	160	
Somaliland				744					67	
Other British Possessions	692	733			120	48	50			10
TOTAL, BRITISH EMPIRE ... Yds.	692	17,153	17,250	4,744	120	48	568	470	247	10
Mosowah Yds.	3,040	6,049	9,400		6,000	75	320	319		353
Jeddah										
Djibouti and Obokh		2,534			3,203		115			837
Gaizan										
Arabian Gulf Ports			8,614					100		
Lobia										
Confidah										
Egypt, etc.										
Hodaidah	3,980					94				
Mocha										
Farsan, etc.										
Perais										
Other Foreign Countries	9,440	1,389	1,589	820		163	44	46	30	
TOTAL, FOREIGN COUNTRIES ... Yds.	14,460	9,994	19,608	820	9,203	329	379	465	30	870
TOTAL, BRITISH EMPIRE AND FOREIGN COUNTRIES ... Yds.	15,152	27,142	36,858	5,564	9,383	370	45	935	277	880
Handkerchiefs and shawls in the piece (ii) (III. O.)—										
Suakin and Port Soudan No.		11,548					195			
Somaliland		9,532					76			
Zanzibar and Pemba	8,113	17,960	15,000			158	237	167		
Other British Possessions	2,000		940	683	264	13		19	10	11
Straits Settlements	300					100				
India—Bombay		4,000	9,792				133	333		
TOTAL, BRITISH EMPIRE ... No.	10,922	43,040	25,732	888	264	271	641	619	10	11

No. 8—continued.

TOTAL QUANTITIES and VALUE of ARTICLES EXPORTED—continued.

ARTICLES, AND COUNTRIES OF FINAL DESTINATION.	QUANTITIES.					VALUE.				
	1914-1915.	1915-1916.	1916-1917.	1917-1918.	1918-1919.	1914-1915.	1915-1916.	1916-1917.	1917-1918.	1918-1919.
Textiles—continued.										
Cotton—continued.										
<i>Manufactures—continued.</i>										
<i>Handkerchiefs and shawls in the piece (ii) (III. O.)—continued.</i>										
Massowah No.	17,916	5,044	187	82
Hodeidah "	20,310	218
D'jibouti and Obokh "	57,240	80,372	12,864	13,578	498	1,028	301	1,024
Gaizan "	12,840	130
Italian East Africa "	80,600	23,709	4,960	91,320	436	327	140	2,566
Other Foreign Countries "	40,942	1,008	5,450	1,632	22	92	11	111	28	2
Muscat "	1,200	80
TOTAL, FOREIGN COUNTRIES ... No.	93,052	81,957	116,587	19,456	109,964	821	841	1,461	469	3,663
TOTAL, BRITISH EMPIRE AND FOREIGN COUNTRIES ... No.	108,964	124,997	142,319	20,344	110,228	1,092	1,482	1,970	479	3,674
<i>Hosiery (iii) (III. O.)—</i>										
Other British Possessions Value.	1	26	27	27	37
TOTAL, BRITISH EMPIRE ... Value.	1	26	27	27	37
Abyssinia—Massowah Value.	148	144
D'jibouti and Obokh "	605	1,008	1,188
Madagascar "	870
Hodeidah "
Other Foreign Countries "	78	31	9	83	52
TOTAL, FOREIGN COUNTRIES ... Value.	78	174	1,628	1,086	1,240
TOTAL, BRITISH EMPIRE AND FOREIGN COUNTRIES ... Value.	79	260	1,655	1,113	1,277
<i>Piece-goods—</i>										
<i>Grey (unbleached)—</i>										
<i>Chadars and Dhooties (iv) (III. O.)—</i>										
Suakin & Port Soudan Yds.	19,200	7,000	233	300
Somalland "	48,143	5,200	680	80
Other British Possessions "	5,900	8,700	82	131
TOTAL, BRITISH EMPIRE ... Yds.	5,900	8,700	67,343	5,200	7,000	82	131	813	80	290
D'jibouti and Obokh Yds.	11,500	4,905,695	4,742,118	565,500	157	65,549	68,607	16,277
Massowah "	37,300	16,000	25,000	593	467	333
Italian East Africa "	6,170	20,200	9,000	78	339	260
Hodeidah "
Other Foreign Countries "	3,890	776	51	26
TOTAL, FOREIGN COUNTRIES ... Yds.	11,500	3,890	4,949,941	4,777,318	599,500	157	51	66,237	69,413	16,890
TOTAL, BRITISH EMPIRE AND FOREIGN COUNTRIES ... Yds.	17,400	12,590	5,017,281	4,782,518	606,500	239	182	67,100	69,493	17,080
<i>Drills and Jeans (v) (III. O.)—</i>										
Bombay Yds.	24,000	20,000	359	667
Zanzibar "	88,710	233,900	139,400	79,000	16,000	1,366	3,317	2,736	2,063	533
Somalland "	23,620	2,200	368	69
Other British Possessions "	1,800	250	2,400	160	28	9	50	6
TOTAL, BRITISH EMPIRE ... Yds.	88,710	248,700	163,270	81,400	38,260	1,366	3,701	3,113	2,113	1,275
Madagascar Yds.	15,310	7,003	367	296
D'jibouti and Obokh "	163,200	244,685	980,690	1,022,381	527,800	2,725	3,726	16,651	20,184	17,358
Massowah "	17,050	4,000	276	120
German East Africa "	12,000	167
Italian East Africa "	20,400	618,850	84,450	300,400	172,300	344	8,218	632	6,612	6,398
Hodeidah "	48,380	877
Mokha "	11,600	76,970	173	1,180
Arabian Gulf Ports "	4,500	8,860	2,200	67	139	85
Greece "	28,000	1,263
Gaizan "	24,850	713
Other Foreign Countries "	900	3,070	2,400	1,200	13	48	53	83
TOTAL, FOREIGN COUNTRIES ... Yds.	280,380	958,885	1,030,142	1,324,461	769,160	4,366	12,639	17,947	36,079	24,125
TOTAL, BRITISH EMPIRE AND FOREIGN COUNTRIES ... Yds.	349,070	1,208,585	1,193,412	1,405,881	797,510	5,732	17,240	21,060	36,102	28,500

No. 8—continued.

TOTAL QUANTITIES and VALUE of ARTICLES EXPORTED—continued.

ARTICLES, AND COUNTRIES OF FINAL DESTINATION.	QUANTITIES.					VALUE.				
	1914-1915.	1915-1916.	1916-1917.	1917-1918.	1918-1919.	1914-1915.	1915-1916.	1916-1917.	1917-1918.	1918-1919.
<i>Textiles—continued.</i>						£	£	£	£	£
<i>Cotton—continued.</i>										
<i>Piece-goods—continued.</i>										
<i>GREY (UNBLEACHED)—continued.</i>										
<i>T. Cloth and Domestic (IV) (III O)—</i>										
Other British Possessions ...Yards.
TOTAL, BRITISH EMPIRE ...Yards.
Other Foreign CountriesYards.	1,000	83
TOTAL, FOREIGN COUNTRIES ...Yards.	1,000	83
TOTAL, BRITISH EMPIRE AND FOREIGN COUNTRIESYards.	1,000	83
<i>Skirtings (IV) (III O)—</i>										
India—BombayYards.	146,150	661,000	157,500	1,963	9,068	3,147
.. —Cutch and Kathiawar	18,750	350
Somaliland	401,778	942,700	2,377,250	153,700	46,750	5,643	10,768	32,214	2,993	1,362
Suakin and Port Soudan	719,900	287,200	1,572,000	237,500	8,698	3,359	19,084	3,735
Zanzibar	7,500	18,750	75,000	83	240	1,180
Egypt...	197,000	5,763
Other British Possessions... ..	750	1,784	4,110	300	8	18	60	4
TOTAL, BRITISH EMPIRE ...Yards.	1,365,978	1,920,164	4,185,800	391,500	242,750	16,315	23,698	55,685	6,788	7,125
Djibouti and ObokhYards.	1,824,563	3,667,150	6,036,379	2,442,325	68,050	22,074	45,755	135,004	40,764	3,257
Persia...
Mozambique	18,000	224
Madagascar	207,700	12,000	2,090	53
Mossowah	263,549	33,250	3,371,300	175,750	7,500	3,047	427	46,189	2,421	200
Jeddah	80,156	485,250	1,105	7,837
Egypt...
Muscat	44,340	523
Turkey in Asia	48,750	123,000	630	1,740
German East Africa
Italian East Africa... ..	552,950	1,423,458	513,500	3,000	5,813	14,307	7,378	150
Confidah	2,55,532	3,252
Hodeidah	150,290	2,038
Mokha	471,946	4,416,110	4,893	40,828
Farsan	7,500	93
Dunkali Coast	6,000	9,000	32,050	69	107	508
Independent Somali Ports	160,780	168,210	193,345	8,250	1,920	1,056	2,918	119
Arabian Gulf Ports	318,042	725,925	936,335	20,907	25,750	3,514	8,189	4,801	344	473
Lohia	24,453	278
Gaizan	656,830	727,730	15,750	4,000	6,620	9,923	380	133
Other Foreign Countries	300	3,000	750	4	35	13
TOTAL, FOREIGN COUNTRIES ...Yards.	4,207,708	11,444,208	14,877,539	2,682,982	128,300	40,008	131,707	215,900	50,028	4,213
TOTAL, BRITISH EMPIRE AND FOREIGN COUNTRIESYards.	5,573,686	13,364,372	18,863,339	3,054,482	371,050	65,323	155,400	271,401	56,810	11,328
<i>Other sorts (IV) (III O)—</i>										
EgyptYards.	30,000	374,250	956	15,441
Somaliland	2,430,000	1,553,702	2,386,920	1,451,724	1,766,700	22,558	17,811	31,879	38,393	67,155
Zanzibar and Pemba	805,500	892,150	1,918,250	115,401	142,600	9,229	10,500	33,330	2,276	5,167
Perim... ..	13,820	39,750	21,322	12,050	12,475	143	444	307	209	376
Suakin and Port Soudan	2,383,575	4,657,116	6,835,500	3,292,890	1,435,950	24,625	58,686	38,831	48,039	143,381
India—Bombay	688,500	1,337,450	409,000	210,450	8,553	16,661	8,004	9,033
Karachi	18,750	433
Cutch and Kathiawar	15,000	19,250	207	250
Other British Possessions	1,500	1,500	20	20
TOTAL, BRITISH EMPIRE ...Yards.	6,205,955	8,400,718	11,619,740	4,809,555	3,937,325	65,323	104,303	191,384	88,542	131,558

No. 8—continued.

TOTAL QUANTITIES and VALUE of ARTICLES EXPORTED—continued.

ARTICLES, AND COUNTRIES OF FINAL DESTINATION,	QUANTITIES.					VALUE.				
	1914-1915.	1915-1916.	1916-1917.	1917-1918.	1918-1919.	£	£	£	£	£
<i>Textiles—continued.</i>										
<i>Cotton—continued.</i>										
<i>Piece-goods—continued.</i>										
GREY (UNBLEACHED)—continued.										
Other sorts (IV) (III O)—continued.										
D'jibouti and Obokh ... Yards.	13,369,381	23,384,303	19,537,168	18,855,610	19,000,176	1,53,517	261,421	305,250	479,697	637,829
Greece	130,500	5,413
North Africa, Morocco, etc.
Mossowah	835,630	690,007	5,465,517	2,080,700	7,307,400	9,435	8,000	75,833	42,642	235,634
Dunkali Coast	113,080	38,350	376,400	330,800	209,300	1,535	501	6,211	6,869	6,705
Independent Somali Ports	784,600	249,470	1,041,087	247,170	352,130	9,206	3,628	14,307	4,571	10,221
Italian East Africa	816,600	1,890,098	1,318,209	1,811,150	2,238,350	7,748	6,973	17,284	35,080	60,933
German East Africa	37,500	497
Egypt, etc.	12,000	137
Jeddah	630,000	877,503	785,050	6,036	15,234	14,317
Gaizan	153,050	5,110,170	1,514,214	3,509,300	1,969	82,411	23,950	60,545
Lohia... ..	33,800	440
Hodeidah	2,805,005	9,050	37,444	210
Arabian Gulf Ports... ..	441,251	750,790	1,523,604	2,833,240	1,837,415	5,316	7,534	21,024	49,888	40,840
Confidah	160,050	2,119
Muskat	48,090	4,500	537	80
Persia...
Turkey in Asia	544,950	427,500	51,000	7,026	6,228	1,189
Madagascar...	760,400	228,350	263,250	48,000	11,275	4,178	4,737	1,630
Mokha	471,048	6,728,398	23,500	5,466	79,085	300
Farsan, etc.	12,150	121,200	43,950	3,900	158	2,353	911	128
Other Foreign Countries... ..	6,000	3,000	72	37
TOTAL, FOREIGN COUNTRIES ...Yards.	21,097,335	34,597,307	35,677,685	28,780,749	34,749,821	249,601	387,978	548,454	697,702	1,117,058
TOTAL, BRITISH EMPIRE AND FOREIGN COUNTRIES ...Yards.	27,393,290	43,078,025	47,297,425	33,690,304	38,687,146	813,924	432,335	709,838	766,244	1,247,616
TOTAL, GREY PIECE-GOODS ...Yards.	33,333,446	57,661,542	72,371,517	42,934,105	40,462,206	385,218	665,157	1,069,489	920,772	1,302,214
<i>White (Bleached) (IV) (III O)—</i>										
<i>Chadars and dhutis—</i>										
India—BombayYards.	13,000	240
Somaliland	14,860	13,300	15,480	4,016	171	189	196	74
Zanzibar	6,420	46,000	27,300	134	1,060	900
Other British Possessions	80	790	1,920	1	18	60
Suakin and Port Soudan	7,650	11,800	17,460	17,000	12,000	123	197	370	340	300
TOTAL, BRITISH EMPIRE ...Yards.	28,930	84,100	60,230	17,780	17,936	429	1,683	1,466	353	443
D'jibouti and ObokhYards.	40,100	22,940	109,389	89,090	752	360	1,842	3,770
Persia	6,000	120
Mossowah	10,260	5,900	10,600	25,120	140	110	143	515
Hodeidah	9,940	118
Mokha	9,800	193
Italian East Africa... ..	3,500	10,500	16,700	85	145	337
Muskat	12,900	10,860	6,000	23,000	113	200	127	793
Turkey in Asia	14,000	5,500	323	150
Other Foreign Countries... ..	2,903	7,860	3,815	43	3,800	58	126	57	2	47
Madagascar	4,040	68
Arabian Gulf Ports	6,010	97
TOTAL, FOREIGN COUNTRIES ...Yards.	78,653	69,000	177,324	125,758	31,900	1,250	1,047	3,140	4,564	640
TOTAL, BRITISH EMPIRE AND FOREIGN COUNTRIES ...Yards.	107,633	153,100	237,554	143,543	40,536	1,679	2,733	4,606	4,922	1,273
<i>Drills and Jeans (IV) (III O)—</i>										
Suakin and Port Soudan... ..Yards.	11,000	3,000	207	67
Zanzibar	71,000	84,000	32,500	1,119	1,327	400
Other British Possessions	2,840	160	540	62	6	29
TOTAL, BRITISH EMPIRE ...Yards.	71,000	86,840	33,500	2,160	540	1,119	1,389	607	73	29

No. 8—continued.

TOTAL QUANTITIES and VALUE of ARTICLES EXPORTED—continued.

ARTICLES AND COUNTRIES OF FINAL DESTINATION.	QUANTITIES.					VALUE.				
	1914-1915.	1915-1916.	1916-1917.	1917-1918.	1918-1919.	1914-1915.	1915-1916.	1916-1917.	1917-1918.	1918-1919.
Textiles—continued.										
Cotton—continued.										
<i>WHITE (BLEACHED)—continued.</i>										
<i>Drills and Jeans—continued.</i>										
Madagascar Yards.	11,396	6,600	308	107
Djibouti and Obokh Yards.	51,670	20,850	54,166	107,988	249,233	837	368	1,260	3,342	11,001
Mossowah Yards.	27,600	787
Hodeidah Yards.	13,080	239
Mocha Yards.
Gaizan Yards.	5,500	177
Italian East Africa Yards.	20,320	19,365	6,000	23,100	10,640	337	312	167	400	425
Other Foreign Countries Yards.	2,480	5,400	600	200	35	97	13	7
Arabian Gulf Ports Yards.	3,900	70
TOTAL, FOREIGN COUNTRIES ... Yards.	94,680	84,611	69,366	120,428	284,563	1,515	1,670	1,637	3,742	12,270
TOTAL, BRITISH EMPIRE AND FOREIGN COUNTRIES Yards.	185,680	171,451	102,666	131,618	266,103	2,634	3,259	2,144	3,815	12,298
Piece-goods—										
<i>WHITE (BLEACHED)—</i>										
<i>T. Cloth and Domestics (IV) (III O)—</i>										
Other Foreign Countries Yards.	99	1,600	4	35
TOTAL, FOREIGN COUNTRIES ... Yards.	99	1,600	4	35
TOTAL, BRITISH EMPIRE AND FOREIGN COUNTRIES Yards.	99	1,600	4	35
<i>Shirtings (IV) (III O)—</i>										
Egypt Yards.	31,620	1,228
Seychelles Yards.	10,400	97
Zanzibar Yards.	10,890	72,010	108	720
India—Bombay Yards.	4,760	50,010	14,800	80,000	73	605	247	775
Somaliland Yards.	694,220	1,339,130	1,983,397	1,115,266	216,626	10,467	10,243	31,838	25,859	8,198
Other British Possessions Yards.	10,880	3,700	160	3,268	1,300	132	60	5	59	41
Suakin and Port Soudan Yards.	46,200	618,200	169,000	70,000	737	9,188	2,710	2,591
TOTAL, BRITISH EMPIRE ... Yards.	620,640	1,499,440	2,678,667	1,314,631	319,706	10,865	20,748	40,994	29,402	12,069
Madagascar Yards.	30,050	67,000	55,000	16,000	480	573	1,046	667
Greece Yards.	4,000	197
Djibouti and Obokh Yards.	247,861	283,560	930,308	549,272	675,017	3,676	3,494	15,361	13,794	20,684
Kamuran and Fursan Yards.	16,800	163
Independent Somali Ports Yards.	6,640	118
Dunkali Coast Yards.	12,000	133
Mossowah Yards.	32,300	149,864	86,120	109,760	44,000	463	1,897	1,157	2,593	1,690
Italian East Africa Yards.	32,600	125,210	41,156	103,600	6,000	488	1,703	689	2,564	143
Jeddah Yards.	28,000	18,800	467	353
Hodeidah Yards.	40,044	383
Mocha Yards.	153,200	2,321
Arabian Gulf Ports Yards.	18,630	72,692	95,395	5,048	41,765	280	922	609	80	1,417
Gaizan Yards.	28,800	191,800	713	5,500
Other Foreign Countries Yards.	12,080	2,200	15	110	154	35	1	5
Northern Africa Yards.	4,800	67
TOTAL, FOREIGN COUNTRIES ... Yards.	368,315	813,696	1,323,319	938,495	1,176,692	5,398	10,765	19,706	20,576	30,273
TOTAL, BRITISH EMPIRE AND FOREIGN COUNTRIES Yards.	1,308,855	2,313,136	3,911,886	2,253,126	1,496,399	18,261	31,513	60,697	49,978	43,329
<i>Other sorts (IV) (III O)—</i>										
Egypt Yards.	76,330	2,964	1,240	173
United Kingdom Yards.
Somaliland Yards.	190,910	34,800	78,819	41,914	66,400	2,714	519	1,428	1,153	2,087
Zanzibar and Pemba Yards.
Suakin and Port Soudan Yards.	66,901	72,780	71,400	149,000	31,500	477	1,556	1,030	2,353	987
Straits Settlements Yards.
India—Bombay Yards.	4,000	81,940	67	8,229
Other British Possessions Yards.	7,303	5,633	1,459	570	628	89	73	27	10	82
TOTAL, BRITISH EMPIRE ... Yards.	255,119	118,398	155,673	267,814	182,432	3,280	2,148	2,552	4,755	9,618

TOTAL QUANTITIES and VALUE of ARTICLES EXPORTED—continued.

ARTICLES, AND COUNTRIES OF FINAL DESTINATION.	QUANTITIES.					VALUE.				
	1914-1915.	1915-1916.	1916-1917.	1917-1918.	1918-1919.	1914-1915.	1915-1916.	1916-1917.	1917-1918.	1918-1919.
Textiles—continued.										
Cotton—continued.						£	£	£	£	£
Piece-Goods—continued.										
WHITE (BLEACHED)—continued.										
Other Sorts (IV) (III O)—continued.										
Mossowah ... Yards.	91,200	48,020	32,150	97,900	437	347	507	2,355
Madagascar	16,040	233
Independent Somali Ports
Dunkali Coast
Italian East Africa	43,400	61,700	712	1,947
Egypt, etc.	4,000	87
Hodsdah	145,775	1,423
Konfidah
Lohia
Fursan, etc.	16,300	143
Mokha	33,320	101,780	411	1,472
Arabian Gulf Ports	68,670	21,920	335,854	117,750	130,368	1,222	380	3,916	2,433	2,279
Jeddah
Gaizan	23,080	98,360	230,100	313,700	330	1,727	4,941	6,950
D'jibouti and Obokh	430,236	153,607	555,474	302,338	1,401,365	6,006	1,799	9,079	12,790	34,811
Germany
Portuguese East Africa
Muskat
Persia
Mozambique
Italian East Africa	104,360	31,130	11,631	977	546	239
Other Foreign Countries	9,570	10,853	3,670	108	800	141	170	79	9	17
TOTAL, FOREIGN COUNTRIES ... Yards.	785,671	437,170	1,034,178	784,038	2,104,773	10,434	5,276	18,427	20,169	51,059
TOTAL, BRITISH EMPIRE AND FOREIGN COUNTRIES ... Yards.	1,040,690	650,673	1,239,856	1,051,850	2,237,205	13,714	7,424	18,979	23,734	57,567
TOTAL, COTTON PIECE-GOODS (WHITE), YARDS.	2,022,933	3,182,259	5,492,261	3,681,742	4,089,343	34,298	41,020	66,430	84,474	113,477
COLOURED, PRINTED OR DYED.										
Longis and Satis (IV) (III O.)										
India—Bombay Yards.	6,400	64,000	200	2,366
Somaliland	225,725	205,144	170,767	13,209	2,800	3,039	3,325	2,753	211	171
Suakin and Fort Soudan	63,400	227,030	182,000	66,070	140,000	1,083	3,511	2,773	1,036	3,317
Zanzibar	59,076	111,920	15,780	975	2,462	397
Perim
Other British Possessions	1,200	1,497	220	457	10	26	5	29
TOTAL, BRITISH EMPIRE ... Yards.	348,400	645,597	377,147	79,270	207,257	5,116	9,254	6,129	1,247	5,862
Madagascar Yards.	18,400	9,440	367	244
Konfidah
Mozambique
D'jibouti and Obokh	233,330	181,465	183,758	37,140	38,930	3,223	3,813	3,216	620	1,035
Persia
Mossowah	113,300	15,700	204,280	16,000	69,003	1,663	210	3,716	400	2,370
Lohia
Muskat
Turkey in Asia
Italian East Africa	100,660	93,510	16,160	6,100	3,000	2,706	1,607	311	13	100
Hodsdah	89,270	1,034
Mokha	6,700	177
Fursan
Dunkali Coast	8,575	179
Independent Somali Ports	16,173	10,464	235	176
Arabian Gulf Port	55,550	38,363	17,101	937	753	398
Gaizan	17,721	7,630	19,030	217	216	802
Other Foreign Countries	15,370	3,340	7,470	1,450	643	286	76	112	5	21
German East Africa	11,000	222
TOTAL, FOREIGN COUNTRIES ... Yards.	702,245	389,602	445,808	69,690	166,676	10,738	6,421	8,213	1,247	4,348
TOTAL, BRITISH EMPIRE AND FOREIGN COUNTRIES ... Yards.	1,050,635	694,159	823,016	133,960	367,833	15,654	15,675	14,341	2,494	10,230

684
No. 8—continued.

TOTAL QUANTITIES and VALUE of ARTICLES EXPORTED—continued.

ARTICLES, AND COUNTRIES OF FINAL DESTINATION.	QUANTITIES.					VALUE.				
	1914-1915.	1915-1916.	1916-1917.	1917-1918.	1918-1919.	1914-1915.	1915-1916.	1916-1917.	1917-1918.	1918-1919.
<i>Textiles—continued.</i>										
<i>Cotton—continued.</i>										
<i>Wool—continued.</i>										
<i>Coloured, Printed or Dyed—continued.</i>										
<i>Drills and Jeans (iv) (III O)—</i>										
British Somaliland ... Yds.			2,321		2,041			103		201
Zanzibar ... Yds.		15,300					267			
Other British Possessions ... Yds.	4,468		2,500	1,003	210	99		47	56	18
TOTAL, BRITISH EMPIRE ... Yds.	4,468	15,300	4,821	1,003	2,251	99	267	150	56	217
Djibouti and Obokh ... Yds.	14,250	17,100	51,135	6,518	202,612	200	690	1,938	270	10,044
Italian East Africa ... Yds.	2,450	2,000	2,670	19,459	20,000	90	80	121	440	533
Madagascar ... Yds.		5,451					125			
Gaizan ... Yds.				137,700					3,032	
Mosowah ... Yds.		5,714		13,554	4,000		307		1,067	167
Other Foreign Countries ... Yds.			4,475	662	300			99	36	10
TOTAL, FOREIGN COUNTRIES ... Yds.	16,700	30,325	58,180	177,593	226,942	350	1,103	1,908	4,845	10,764
TOTAL, BRITISH EMPIRE AND FOREIGN COUNTRIES ... Yds.	21,168	45,625	63,001	179,596	229,233	449	1,369	2,058	4,901	10,971
<i>Other Sorts (iv) (III O)—</i>										
Egypt ... Yds.				43,830	165,813				1,401	4,631
Straits Settlements ... Yds.										
Somaliland ... Yds.	250,714	358,593	629,216	512,133	657,168	2,402	5,314	10,406	11,227	17,494
Zanzibar and Pemba ... Yds.	43,120	46,430	52,008	81,577	18,630	653	855	1,279	2,732	1,154
Mauritius and Dependencies ... Yds.										
Perim ... Yds.	5,483	18,090	42,806	29,174	30,933	88	296	786	701	975
Suakin and Port Sudan ... Yds.	95,300	177,030	1,363,050	338,350	330,154	1,443	2,542	17,703	5,990	9,583
United Kingdom ... Yds.					8,276					282
India—Cutch ... Yds.										
Bombay ... Yds.		89,474	33,050		36,000		1,368	750		1,620
Other British Possessions ... Yds.	4,900			3,800		57			37	
TOTAL, BRITISH EMPIRE ... Yds.	290,432	659,617	2,120,729	1,008,963	1,136,970	6,703	10,375	30,924	22,088	38,009
Mossawa ... Yds.	274,110	35,255	1,600,377	1,678,402	1,153,680	4,172	659	23,830	31,906	30,396
Dunkali Coast ... Yds.	65,087	51,130	114,100	99,990	44,550	94	894	2,001	2,023	1,460
Independent Somali Ports ... Yds.	42,068	84,423	258,417	165,381	238,150	717	1,417	4,580	4,136	7,256
Italian East Africa ... Yds.	496,830	744,068	446,339	1,269,514	3,142,000	8,422	12,069	7,625	28,474	112,297
Madagascar ... Yds.	3,280	162,020	136,045	28,210	5,400	1,400	2,825	2,407	567	247
Jeddah ... Yds.	31,190		235,050	132,542	7,054	469		4,757	2,673	368
Konfidah ... Yds.	51,950					852				
Gaizan ... Yds.		63,020	686,994	622,100	2,113,159		1,060	16,007	17,740	73,531
Lohla ... Yds.	4,120					72				
Hodaidah ... Yds.	307,038					4,131				
Furan, etc. ... Yds.		11,700	97,290	56,934	14,204		200	1,548	1,031	555
Mokha ... Yds.	97,200	1,155,307	41,500			1,364	18,432	867		
Mozambique ... Yds.										
Arabian Gulf Ports ... Yds.	412,724	776,383	1,800,423	1,606,629	1,631,941	7,115	13,311	31,854	34,720	53,742
Muskat ... Yds.	4,900			8,145	1,560	129			234	93
Perwa ... Yds.				2,258					75	
Japan ... Yds.	2,100					70				
Djibouti and Obokh ... Yds.	777,150	1,114,076	3,180,198	3,291,133	9,394,283	11,790	16,591	59,714	85,772	236,104
Turke in Asia ... Yds.	2,940			12,000		134			333	
Portuguese East Africa ... Yds.										
German East Africa ... Yds.										
Other Foreign Countries ... Yds.	6,575	2,830	150	148		99	40	6	8	
Siam ... Yds.	16,580					200				
TOTAL, FOREIGN COUNTRIES ... Yds.	2,600,780	4,200,208	8,696,891	8,567,382	17,946,321	42,119	67,498	153,176	209,686	568,059
TOTAL, BRITISH EMPIRE AND FOREIGN COUNTRIES ... Yds.	3,000,202	4,860,825	10,717,610	9,576,344	19,083,300	47,822	77,873	184,100	231,774	602,069
TOTAL, DYED FINE-GOODS ... Yds.	4,072,933	5,630,694	11,803,627	9,884,100	19,680,366	63,925	84,907	200,499	239,128	623,269
TOTAL, FINE-GOODS ... Yds.	40,028,307	66,699,405	89,467,405	86,410,007	64,241,804	433,431	804,993	1,366,418	1,244,372	2,038,990
<i>Thread, Sewing (v) (III O)—</i>										
Egypt ... Lbs.			2,043					136		
Somaliland ... Lbs.	1,908	2,751	5,359	2,801	1,765			203		133
India Bombay ... Lbs.			1,236	86	975	181	109		162	517
Other British Possessions ... Lbs.	400	40			109	13	1	54	5	8
TOTAL, BRITISH EMPIRE ... Lbs.	2,308	2,811	8,638	2,887	3,849	144	110	393	167	648

TOTAL QUANTITIES and VALUE of ARTICLES EXPORTED—continued.

ARTICLES, AND COUNTRIES OF FINAL DESTINATION.	QUANTITIES.					VALUE.				
	1914-1915.	1915-1916.	1916-1917.	1917-1918.	1918-1919.	1914-1915.	1915-1916.	1916-1917.	1917-1918.	1918-1919.
Textiles—continued.										
<i>Cotton—</i>										
<i>Threads, Serving (v) (III O)—continued.</i>										
Mossawa ... Lbs.					2,262					89
Gaizan ...				3,912	5,104				241	504
Hodaidah ...										
D'jibouti and Obokh ...		5,778	7,077	19,094	26,236		228	397	1,074	3,293
Other Foreign Countries ...	2,334	821	2,079	1,692	801	111	37	97	74	67
Arabian Gulf Ports ...	1,709	2,245	4,932	3,801	9,916	70	91	226	331	671
TOTAL, FOREIGN COUNTRIES ... Lbs.	4,043	6,839	14,088	28,499	44,519	181	358	720	1,620	4,810
TOTAL, BRITISH EMPIRE AND FOREIGN COUNTRIES ... Lbs.	6,349	11,450	32,726	31,386	48,168	325	406	1,113	1,797	6,343
<i>Other Sorts of Manufactures (vi) (III O)—</i>										
<i>Straits Settlements ... Lbs.</i>										
Somalland ...	3,220		4,221			153		108		
Zanzibar and Pemba ...										
Snakin and Port Sudan ...		4,300	66,600		2,612		107	1,507		130
Other British Possessions ...	1,251	1,316	1,517	3,668	2,303	30	41	44	115	87
India—Bombay ...	3,892	2,199			1,398	158	69			234
TOTAL, BRITISH EMPIRE ... Lbs.	8,363	12,015	73,338	3,658	6,313	341	310	1,659	115	501
Mossawa ... Lbs.			15,331	3,425	2,730			674	98	177
Hodaidah ...	2,224					72				
Arabian Gulf Ports ...	4,056	3,618	4,746	3,698	3,008	115	62	108	111	191
D'jibouti and Obokh ...	26,250	101,779	141,375	123,331	115,144	619	2,352	3,221	3,624	5,064
Jeddah ...										
Mocha ...										
Gaizan ...										
Other Foreign Countries ...	5,040	7,598	2,457	1,163	673	127	189	58	38	37
Japan ...			32,400					1,080		
Italian East Africa ...										
TOTAL, FOREIGN COUNTRIES ... Lbs.	40,630	113,163	206,308	131,504	121,563	1,133	2,623	5,100	3,871	5,469
TOTAL, BRITISH EMPIRE AND FOREIGN COUNTRIES ... Lbs.	48,993	125,178	279,647	135,163	127,886	1,474	2,938	6,759	3,986	6,970
TOTAL, COTTON MANUFACTURES (including TWIST AND YARN) ... Value.						530,343	876,662	1,405,607	1,304,016	2,311,301
TOTAL, COTTON, RAW AND MANUFACTURES ... Value.						531,167	871,681	1,406,499	1,306,547	2,315,171
<i>Flax Manufactures—</i>										
<i>Bags and Sacks (i) (III O)—</i>										
Other Foreign Countries ... Nos.			225					16		
TOTAL, FOREIGN COUNTRIES ... Nos.			225					16		
TOTAL, BRITISH EMPIRE AND FOREIGN COUNTRIES ... Nos.			225					16		
<i>Flax—</i>										
<i>Other Sorts (ii) (III O)—</i>										
British Somaliland ... Lbs.			1,741					125		
India—Bombay ...	756					80				
Zanzibar ...			643		560			87		103
Other British Possessions ...	610	1,246	380	444	400	32	78	13	54	14
TOTAL, BRITISH EMPIRE ... Lbs.	1,366	1,246	2,660	444	960	102	78	205	54	117
D'jibouti and Obokh ... Lbs.	2,306			2,432		94			95	
Other Foreign Countries ...	1,744	500	508			75	17	27		
TOTAL, FOREIGN COUNTRIES ... Lbs.	4,140	500	508	2,432		169	17	27	95	
TOTAL, BRITISH EMPIRE AND FOREIGN COUNTRIES ... Lbs.	5,506	1,746	3,477	2,876	960	271	95	232	149	117
<i>Flax—</i>										
<i>Raw (ii 3) (III O)—</i>										
Other Foreign Countries ... Cwt.										
TOTAL, FOREIGN COUNTRIES ... Cwt.										
TOTAL, BRITISH EMPIRE AND FOREIGN COUNTRIES ... Cwt.										
TOTAL, FLAX, RAW AND MANUFACTURES ... Cwt.		1,746			960		98	248	149	117
<i>Haberdashery and Millinery—</i>										
India—Bombay ... Value.						24	67	56	58	23
Other British Possessions ...						24	67	56	58	22
TOTAL, BRITISH EMPIRE ... Value.						48	134	112	116	45
Arabian Gulf Ports ... Value.								155		
Japan ...						203	100	255	384	454
D'jibouti and Obokh ...										447
Gaizan ...						113	66	83	45	46
Other Foreign Countries ...										
TOTAL, FOREIGN COUNTRIES ... Value.						479	228	579	837	1,053
TOTAL, BRITISH EMPIRE AND FOREIGN COUNTRIES ... Value.						523	293	635	596	1,075

TOTAL QUANTITIES and VALUE of ARTICLES EXPORTED—continued.

ARTICLES, AND COUNTRIES OF FINAL DESTINATION.	QUANTITIES.					VALUE.				
	1914-1915.	1915-1916.	1916-1917.	1917-1918.	1918-1919.	1914-1915.	1915-1916.	1916-1917.	1917-1918.	1918-1919.
Textiles—continued.										
<i>Hemp—</i>										
<i>Raw (ii) (III O)—</i>										
Other British Possession ... Cwt.					15					49
TOTAL, BRITISH EMPIRE ... Cwt.					15					49
Egypt ... Cwt.	114	212				131	280			
Other Foreign Countries ... "		1	25	20			1	35	40	
TOTAL, BRITISH EMPIRE AND FOREIGN COUNTRIES ... Cwt.	114	214	25	20	15	131	281	35	40	49
<i>Hemp—</i>										
<i>Manufactures (excluding Cordage) (III O)—</i>										
Other British Possessions ... Value.							1			
TOTAL, BRITISH EMPIRE ... Value.							1			
Other Foreign Countries ... Value.						30	6	14		
TOTAL, FOREIGN COUNTRIES ... Value.						30	6	14		
TOTAL, BRITISH EMPIRE AND FOREIGN COUNTRIES ... Value.						30	7	14		
TOTAL, VALUE OF HEMP, RAW AND MANUFACTURES ... Value.						167	288	49	40	49
<i>Jute—</i>										
<i>Raw (III O)—</i>										
Egypt ... Cwt.			1,202	924	403			1,427	1,346	901
Somaliland ... "										
United Kingdom ... "										
Other British Possessions ... "	32	5	6			52	7	9		
TOTAL, BRITISH EMPIRE ... Cwt.	32	5	1,208	924	403	52	7	1,436	1,346	901
France ... Cwt.	382					413				
Germany ... "										
Egypt ... "	143	359				161	389			
Djibouti ... "			152	63	105			137	78	187
Other Foreign Countries ... "	55	54				68	38			
TOTAL, FOREIGN COUNTRIES ... Cwt.	460	413	152	63	105	641	307	137	78	187
TOTAL, BRITISH EMPIRE AND FOREIGN COUNTRIES ... Cwt.	492	418	1,360	987	508	693	404	1,573	1,424	1,088
Jute Canvas (i) (III O)—										
Other Foreign Countries ... Yds.				25					4	
TOTAL, FOREIGN COUNTRIES ... Yds.				25					4	
TOTAL, BRITISH EMPIRE AND FOREIGN COUNTRIES ... Yds.				25					4	
<i>Manufactures—</i>										
<i>Jute—</i>										
<i>Gunny Bags (ii) (III O)—</i>										
Egypt ... No.			86,050	122,330	33,560			4,420	9,817	2,350
Zanzibar and Pemba ... "	21,720	17,200		4,800		507	409		400	
Somaliland ... "	13,344	21,145	25,620	57,930	782,680	182	307	481	2,327	3,777
Perim ... "										
Suakin and Port Sudan ... "	140,100	925,900	407,350	40,000		3,766	24,107	14,024	1,333	
Ceylon ... "										
India—Bombay ... "	12,600					260				
Other British Possessions ... "	590	740	4,770	400	900	7	12	132	26	51
TOTAL, BRITISH EMPIRE ... No.	197,273	964,995	628,812	225,540	297,140	4,822	24,925	19,057	13,803	6,078
Mozambique ... No.	14,400		40,100	10,000	63,760	313		1,597	867	4,008
Madagascar ... "		1,800	12,000				67	400		
Lohia ... "										
Independent Somali Ports ... "			11,720	9,790	2,580			118	147	79
Italian East Africa ... "	19,330	9,280	5,200	11,600		520	259	170	581	
Egypt ... "	21,620	64,600				1,243	3,504			
Greece ... "					8,000					453
Mokha ... "										
Konfah ... "										
Djibouti and Obokh... "	206,795	314,413	156,213	374,410	310,310	4,473		4,212	17,312	19,049
Gaizan ... "				3,000					120	
Jeddah ... "										
Arabian Gulf Ports ... "										
Other Foreign Countries ... "	11,418	2,858	1,460			211	89	25		
TOTAL, FOREIGN COUNTRIES ... No.	273,763	392,750	235,983	415,800	389,650	6,760	12,330	6,522	19,927	23,630
TOTAL, BRITISH EMPIRE AND FOREIGN COUNTRIES ... No.	471,036	1,357,735	764,795	639,340	686,790	11,582	37,255	25,579	33,730	29,708
<i>Gunny Cloth (iii) (III O)—</i>										
Zanzibar and Pemba... Yds.		100	6,100				8	187		
Other British Possessions ... Yds.										
TOTAL, BRITISH EMPIRE ... Yds.		100	6,100				8	187		

TOTAL QUANTITIES and VALUE of ARTICLES EXPORTED—continued.

ARTICLES, AND COUNTRIES OF FINAL DESTINATION.	QUANTITIES.					VALUE.				
	1914-1915.	1916-1916.	1916-1917.	1917-1918.	1918-1918.	1914-1915.	1916-1916.	1916-1917.	1917-1918.	1918-1918.
<i>Textiles—continued.</i>										
<i>Manufactures—continued.</i>										
<i>Jute—continued.</i>										
<i>Gunny Cloth (iii) (III C)—continued.</i>										
Hodalab Yds.
D'jibouti and Obokh Yds.
Other Foreign Countries Yds.	140	4
TOTAL, FOREIGN COUNTRIES Yds.	140	4
TOTAL, BRITISH EMPIRE AND FOREIGN COUNTRIES Yds.	140	100	6,100	4	9	167
<i>Hessian Gunny Cloth (III O)—</i>										
Other Foreign Countries Yds.	1,050	33
TOTAL, FOREIGN COUNTRIES Yds.	1,050	33
Other British Possessions Yds.	1,000	53
TOTAL, BRITISH EMPIRE Yds.	1,000	53
TOTAL, BRITISH EMPIRE AND FOREIGN COUNTRIES Yds.	1,050	1,000	83	53
<i>Rops and Twines (iv) (III O)—</i>										
Somaliland Cwt.
Zanzibar and Pemba Cwt.	30	37	37	24	12	56	63	63	75	83
Other British Possessions Cwt.
TOTAL, BRITISH EMPIRE Cwt.	30	37	37	24	12	56	63	63	75	83
Dunkali Coast Cwt.
Arabian Gulf Ports Cwt.	43	34	95	183
D'jibouti and Obokh Cwt.	123	84	38	83	605	203	117	68	119	2,856
Gaizan Cwt.
Other Foreign Countries Cwt.	63	25	40	37	2	154	66	56	95	9
TOTAL, FOREIGN COUNTRIES Cwt.	211	119	121	70	641	357	203	219	214	3,058
TOTAL, BRITISH EMPIRE AND FOREIGN COUNTRIES Cwt.	241	156	158	94	653	413	266	311	289	3,141
<i>Other Kinds (v) (III O)—</i>										
Somaliland Cwt.	67	73
Other British Possessions Cwt.	64	82	18	17	54	62	21	43
TOTAL, BRITISH EMPIRE Cwt.	64	82	67	18	17	54	62	73	21	43
D'jibouti and Obokh Cwt.	48	321
Other Foreign Countries Cwt.	14	4	11	5	1
TOTAL, FOREIGN COUNTRIES Cwt.	48	14	4	321	11	5	1
TOTAL, BRITISH EMPIRE AND FOREIGN COUNTRIES Cwt.	112	96	71	18	27	376	73	78	21	43
TOTAL, VALUE OF JUTE, RAW AND MANUFACTURES Value.	13,067	38,021	27,761	34,521	53,970
<i>Silk—</i>										
<i>Mulberry Silk excluding tasar and other wild silks—</i>										
<i>Raw (a) (II H)—</i>										
Other British Possessions Lbs.
TOTAL, BRITISH EMPIRE Lbs.
Mokha Lbs.
Mossowah Lbs.	901	336	3,603	443	100	1,155
Hodalab Lbs.	1,385	173
D'jibouti and Obokh Lbs.	656	1,254	1,039	1,037	6,468	381	666	440	814	4,056
Other Foreign Countries Lbs.	205	204	15	30	71	59	10	20
Jeddah Lbs.	336	200
Gaizan Lbs.	448	1,550	173	650
TOTAL, FOREIGN COUNTRIES Lbs.	3,573	1,483	1,300	1,535	11,650	1,263	725	550	997	5,891
TOTAL, BRITISH EMPIRE AND FOREIGN COUNTRIES Lbs.	3,573	1,458	1,300	1,535	11,650	1,263	725	550	997	5,891
<i>Goods of Silk mixed with other materials (c) (III O)—</i>										
India—Bombay Yds.
Suskin, etc. Yds.	10,000	633
Other British Possessions Yds.	3,748	2,210	140	20	104	42	9	1
TOTAL, BRITISH EMPIRE Yds.	3,748	2,210	140	10,020	104	42	9	634
Mossowah Yds.	4,000	133
Arabian Gulf Ports Yds.	17,650	4,180	677	219
D'jibouti and Obokh Yds.	7,633	2,878	2,100	123	104	180
Mocha Yds.	2,500	140
Munkat Yds.
Other Foreign Countries Yds.	4,675	920	193	44
TOTAL, FOREIGN COUNTRIES Yds.	7,175	7,633	21,146	10,280	333	162	825	532
TOTAL, BRITISH EMPIRE AND FOREIGN COUNTRIES Yds.	10,923	9,843	21,386	20,300	437	224	834	1,066

No. 8—continued.

TOTAL QUANTITIES and VALUE of ARTICLES EXPORTED—continued.

ARTICLES, AND COUNTRIES OF FINAL DESTINATION.	QUANTITIES.					VALUE.				
	1914-1915.	1915-1916.	1916-1917.	1917-1918.	1918-1919.	1914-1915.	1915-1916.	1916-1917.	1917-1918.	1918-1919.
<i>Textiles—continued.</i>										
<i>Silk—continued.</i>										
<i>Silk Piece-goods (ii) (III O)—</i>										
British Somaliland ... Yds.			4,728		1,960			176		141
Zanzibar ...										
Suakin and Port Sudan ...		1,343	19,800	500	1,973		82	950	80	253
India—Bombay ...										
Perim ...			815					76		
Straits Settlement ...										
Other British Possessions ...	3,928	3,376	472	966	160	172	169	47	84	25
TOTAL, BRITISH EMPIRE ... Yds.	3,928	4,719	25,045	1,466	4,083	172	251	1,239	164	424
Dunkali Coast ... Yds.			700		1,000			67		67
North Africa ...				805					79	
Mossowah ...	5,052	1,655	13,429	4,540	3,825	311	151	599	339	363
Northern Africa ...			1,320					120		
Hodaidah ...	37,902					2,664				
Arabian Gulf Ports ...	9,324	6,423	24,768	30,339	41,865	644	531	2,315	2,723	3,240
Italian East Africa ...	9,470	16,065	3,454	3,495	14,890	631	1,274	308	341	553
Djibouti and Obokh ...	27,795	17,783	45,894	23,476	36,028	2,200	1,400	2,921	2,122	3,237
Galzan ...			9,500	4,160	70,902			300	651	4,744
Turkey in Asia ...										
Jeddah ...										
Mokha ...										
Fursan ...										
Madagascar ...										
Other Foreign Countries ...	725	371	579	790	150	93	39	23	77	17
TOTAL, FOREIGN COUNTRIES ... Yds.	90,778	42,266	100,131	68,305	163,720	6,053	3,345	6,968	6,332	12,560
TOTAL, BRITISH EMPIRE AND FOREIGN COUNTRIES ... Yds.	94,706	47,014	126,076	69,771	173,803	6,225	3,649	8,257	6,496	12,684
<i>Thread for Sewing (iii) (III O)—</i>										
Other British Possessions ... Lbs.				5					2	
TOTAL, BRITISH EMPIRE ... Lbs.				5					2	
Galzan ... Lbs.				112	500				67	2-3
Djibouti and Obokh ...	1,089		123	127		231		101	95	
Mossowah ...			943		1,200			191		200
Hodaidah ...										
Other Foreign Countries ...	4	54	5		59	1	32	1		16
Arabian Gulf Ports ...	800					133				
TOTAL, FOREIGN COUNTRIES ... Lbs.	1,893	54	1,140	239	1,818	425	32	293	162	469
TOTAL, BRITISH EMPIRE AND FOREIGN COUNTRIES ... Lbs.	1,893	54	1,140	244	1,818	425	32	293	164	469
<i>Manufactures—</i>										
<i>Other Sorts (iv) (III O)—</i>										
India—Bombay ... Lbs.										
Other British Possessions ...	6	104	237	39		1	19	31	8	
TOTAL, BRITISH EMPIRE ... Lbs.	6	104	237	39		1	19	31	8	
North Africa ... Lbs.		898					118			
Mossowah ...										
Hodaidah ...										
Djibouti and Obokh ...				2,060	2,723				1,304	794
Galzan ...					825					427
Other Foreign Countries ...	411	446	1,428	626		39	57	190	96	
TOTAL, FOREIGN COUNTRIES ... Lbs.	411	1,220	1,428	2,686	3,648	39	175	190	1,400	1,201
TOTAL, BRITISH EMPIRE AND FOREIGN COUNTRIES ... Lbs.	417	1,423	1,665	2,725	3,648	40	168	221	1,408	1,201
TOTAL, VALUE OF SILK, RAW AND MANUFACTURES ... Value.						6,559	5,028	9,515	9,680	21,661
<i>Wool—</i>										
<i>Now (II H)—</i>										
Bombay ... Lbs.										
Other British Possessions ...		56					1			
TOTAL, BRITISH EMPIRE ... Lbs.		56					1			

TOTAL QUANTITIES and VALUE of ARTICLES EXPORTED—continued.

ARTICLES, AND COUNTRIES OF FINAL DESTINATION.	QUANTITIES.					VALUE.				
	1914-1915.	1915-1916.	1916-1917.	1917-1918.	1918-1919.	£	£	£	£	£
<i>Textiles—continued.</i>										
<i>Wool—continued.</i>										
<i>Raw (II H)—continued.</i>										
Other Foreign Countries ... Lbs.	153		331			13		3		
TOTAL, FOREIGN COUNTRIES ... Lbs.	153		331			13		3		
TOTAL, BRITISH EMPIRE AND FOREIGN COUNTRIES ... Lbs.	153	56	836			13	1	3		
<i>Braids (i) (III O)—</i>										
Hodaidah ... Lbs.										
TOTAL, FOREIGN COUNTRIES ... Lbs.										
TOTAL, BRITISH EMPIRE AND FOREIGN COUNTRIES ... Lbs.										
<i>Carpets and rugs (i) (III O)—</i>										
Zanzibar ... Lbs.					1,300					100
India—Bombay ... "			2,358					140		
Suakin and Port Soudan ... "		1,500	6,000	10,900			100	533	720	
Egypt, etc. ... "			11,000	15,000	10,000			733	1,000	667
United Kingdom ... "						83				
Other British Possessions ... "	2,298	1,400	300	138	186	67	99	20	14	25
TOTAL, BRITISH EMPIRE ... Lbs.	2,298	2,990	21,578	25,928	11,686	100	199	1,435	1,734	792
Belgium ... Lbs.										
Germany ... "										
Italian East Africa ... "										
Holland ... "										
Turkey in Europe ... "										
Massowah ... "	4,372	1,710	35,950	4,625	19,330	390	114	2,398	310	1,558
North Africa—Morocco ... "		1,100					73			
Egypt, etc. ... "		4,500					300			
Hodaidah ... "										
Arabian Gulf Ports ... "	2,930	2,270	5,422	5,778		195	151	501	394	
Gaizan ... "				8,300					587	
D'jibouti and Obokh ... "	19,917	41,475	21,550	16,974	16,714	1,405	2,198	1,462	1,698	1,513
Italy ... "										
Jeddah ... "	7,000			25,700	1,000	507			1,713	67
Mocha ... "										
Turkey in Asia ... "										
Persia ... "										
Other Foreign Countries ... "	4,352	854	1,035		1,840	300	56	69		123
TOTAL, FOREIGN COUNTRIES ... Lbs.	39,171	51,909	66,957	61,577	38,893	2,787	2,890	4,490	4,590	3,279
TOTAL, BRITISH EMPIRE AND FOREIGN COUNTRIES ... Lbs.	42,469	54,899	68,515	87,505	50,589	2,947	3,089	5,925	6,324	4,071
<i>Place-Goods (ii) (III O)—</i>										
Other British Possessions ... Yds.		460	40	20	119		43	5	2	33
TOTAL, BRITISH EMPIRE ... Yds.		460	40	20	119		43	5	2	32
Massowah ... Yds.					918					351
Arabian Gulf Ports ... "	4,524					175				
D'jibouti and Obokh ... "		1,709	2,874	3,473	5,115		344	573	639	1,533
Other Foreign Countries ... "	1,322	240	303	160		139	9	48	20	
TOTAL, FOREIGN COUNTRIES ... Yds.	5,846	1,949	3,177	3,633	6,031	315	353	621	659	1,674
TOTAL, BRITISH EMPIRE AND FOREIGN COUNTRIES ... Yds.	5,846	2,409	3,217	3,653	6,150	315	396	626	661	1,906
<i>Shawls (iv) (III O)—</i>										
Other British Possessions ... No.		1	9				1	4		
TOTAL, BRITISH EMPIRE ... No.		1	9				1	4		
D'jibouti and Obokh ... No.		715	457				76	123		
Other Foreign Countries ... "	247	110	20	43		9	83	7	14	
TOTAL, FOREIGN COUNTRIES ... No.	247	825	477	43		9	109	135	14	
TOTAL, BRITISH EMPIRE AND FOREIGN COUNTRIES ... No.	247	826	486	43		9	110	139	4	

TOTAL QUANTITIES and VALUE of ARTICLES EXPORTED—continued.

ARTICLES, AND COUNTRIES OF FINAL DESTINATION.	QUANTITIES					VALUE.				
	1914-1915.	1915-1916.	1916-1917.	1917-1918.	1918-1919.	1914-1915.	1915-1916.	1916-1917.	1917-1918.	1918-1919.
Textiles—continued.										
<i>Wool—continued.</i>										
<i>Manufactures—continued.</i>										
<i>Other sorts (v) (III O)—</i>										
Suakin and Port Soudan ... Lbs.										
Zanzibar ... Lbs.			2,000					133		
Other British Possessions ... Lbs.	479	889	506	77	65	53	65	35	19	4
TOTAL, BRITISH EMPIRE ... Lbs.	479	889	2,506	77	65	53	65	169	19	4
Italian East Africa ... Lbs.		1,195	1,400				80	93		
Mocha ... Lbs.										
Hodsidah ... Lbs.										
Turkey in Asia ... Lbs.										
D'jibouti and Obokh ... Lbs.			2,173					145		
Arabian Gulf Ports ... Lbs.			1,113	1,690				74	122	
Persia ... Lbs.										
Mossowah ... Lbs.			1,025					68		
Gaizan ... Lbs.										
Other Foreign Countries ... Lbs.	2,397	971	400	521	254	149	64	27	35	17
Jeddah ... Lbs.	5,150					348				
TOTAL, FOREIGN COUNTRIES ... Lbs.	7,437	2,166	6,111	2,411	254	491	144	407	167	17
TOTAL, BRITISH EMPIRE AND FOREIGN COUNTRIES ... Lbs.	7,916	3,055	8,617	2,428	319	540	209	575	176	21
TOTAL, WOOL AND WOOLLEN VALUE.						3,333	3,805	7,263	7,375	5,909
TOTAL, VALUE TEXTILE RAW MATERIALS ... Value.						2,019	2,630	3,050	3,943	10,679
TOTAL, VALUE YARNS AND TEXTILE FABRICS ... Value.						554,637	916,769	1,419,952	1,354,154	2,327,133
TOTAL, VALUE TEXTILES, RAW AND MANUFACTURES ... Value.						557,656	919,399	1,422,002	1,358,116	2,378,002
Tobacco—										
<i>Unmanufactured (III O)—</i>										
Egypt ... Lbs.			924,672	745,692	1,007,496			31,211	23,599	35,154
Somaliland ... Lbs.	150,654	133,900	153,147	136,096	127,666	2,061	1,795	2,693	2,867	3,462
Zanzibar ... Lbs.	5,839					182				
Perim ... Lbs.	28,065	49,117	70,743	51,940	47,308	347	641	1,154	856	1,369
Suakin and Port Soudan ... Lbs.		141,232	16,576	52,108	31,696		2,535	704	1,006	1,015
United Kingdom ... Lbs.	42,106			11,200		687			667	
India—Bombay ... Lbs.		4,004	3,360	3,523			503	336	667	
" Karachi ... Lbs.										
Other British Possessions ... Lbs.		1,120			616		21			17
Straits Settlements ... Lbs.	5,712	17,976				133	400			
TOTAL, BRITISH EMPIRE ... Lbs.	234,065	347,340	1,173,497	1,001,166	1,214,622	3,360	5,895	36,099	29,641	41,024
Java ... Lbs.										
Turkey in Asia ... Lbs.			2,800	6,720	67,200			267	533	3,840
Mossowah ... Lbs.	683,810	78,123	497,532	294,960	484,736	9,042	1,028	7,573	7,442	15,198
Dunkali Coast ... Lbs.	212,394	33,320	76,580	672,532	376,208	2,442	450	1,597	15,433	10,643
Italian East Africa ... Lbs.	3,416	24,168	7,728	988		76	257	144	186	
Independent Somali Ports ... Lbs.										
Egypt ... Lbs.	775,908	731,556				14,102	12,023			
Jeddah ... Lbs.	731,302		683,200	486,332	318,164	10,329		11,980	12,160	7,069
Greece ... Lbs.				7,168	11,424				667	667
Hodaidah ... Lbs.	1,492,806					24,156				
Mokha ... Lbs.	1,120,140	5,037,018	320,880			14,974	71,377	4,676		
Arabian Gulf Ports ... Lbs.	108,456	120,442	831,012	309,625	274,631	1,348	1,533	14,250	7,614	7,661
Northern Africa ... Lbs.			28,448		30,100			1,200		1,033
Confidah and Salif ... Lbs.	129,276					1,858				
Gaizan ... Lbs.		112,280	4,639,072	3,274,404	2,484,840		1,110	79,628	79,594	77,026
China ... Lbs.	2,352	1,008				167	113			
D'jibouti and Obokh ... Lbs.	276,640	173,367	422,156	218,715	249,154	3,920	2,701	7,878	5,520	7,443
United States of America ... Lbs.			49,280					3,607		
Lohia ... Lbs.	24,976					364				
Mozambique ... Lbs.										
Other Foreign Countries ... Lbs.	1,484	112	84	234	2,632	11	2	3	7	93
Kamaran and Fusan ... Lbs.	7,029	17,500	166,726	183,824	26,222	137	379	3,212	2,455	734
TOTAL, FOREIGN COUNTRIES ... Lbs.	5,540,078	6,519,899	7,932,499	5,410,402	4,715,371	83,756	90,969	136,064	132,130	131,641
TOTAL, BRITISH EMPIRE AND FOREIGN COUNTRIES ... Lbs.	5,773,143	6,867,248	9,105,996	6,411,618	5,930,063	87,116	86,863	172,162	161,671	172,665

TOTAL QUANTITIES and VALUE of ARTICLES EXPORTED—continued.

ARTICLES, AND COUNTRIES OF FINAL DESTINATION.	QUANTITIES.					VALUE.				
	1914-1915.	1915-1916.	1916-1917.	1917-1918.	1918-1919.	1914-1915.	1915-1916.	1916-1917.	1917-1918.	1918-1919.
Tobacco—continued.										
Manufactures—										
<i>Cigars (a) (III O)—</i>										
India—Bombay Lbs.	713	67
Other British Possessions Lbs.	298	544	685	734	120	23	84	65	84	23
TOTAL, BRITISH EMPIRE ... Lbs.	298	544	1,377	734	120	23	84	132	84	23
Arabian Gulf Ports Lbs.	325	68
Mossawah Lbs.	4,830	317
Other Foreign Countries Lbs.	162	448	6	113	75	1
Djibouti and Obokh Lbs.	448	756	488	67	111	87
TOTAL, FOREIGN COUNTRIES ... Lbs.	5,440	760	480	773	6	398	111	87	143	1
TOTAL, BRITISH EMPIRE AND FOREIGN COUNTRIES ... Lbs.	5,738	1,300	1,857	1,507	126	319	195	219	227	24
<i>Cigarettes (b) (III O)—</i>										
India—Bombay Lbs.	6,516	23,902	202,363	55,532	53,103	1,069	2,581	21,399	7,545	6,395
" Calcutta Lbs.	1,008	173
" Karachi Lbs.	16,913	1,517
Somalland Lbs.	5,047	3,409	3,181	4,768	3,449	185	180	265	607	461
Seychelles Lbs.	616	78
Suakin and Port Soudan Lbs.	700	98
Straits Settlements Lbs.	280	133
Perim Lbs.	1,974	2,708	3,855	5,764	124	237	461	656
Zanzibar and Pemba Lbs.	3,336	7,523	18,023	34,603	36,248	344	1,133	3,497	4,761	5,173
United Kingdom Lbs.	71
Other British Possessions Lbs.	1,202	324	224	56	97	58	30	20
Gibraltar Lbs.	840	183
Mauritius Lbs.	672	504	90	81
Ceylon Lbs.	324	67
Egypt Lbs.	13,400	1,733
Australia Lbs.	280	73
Burma, other Ports Lbs.	1,123	203
" Bangoon Lbs.	2,464	527
TOTAL, BRITISH EMPIRE ... Lbs.	17,027	38,643	245,260	100,910	112,398	2,041	4,615	28,147	19,681	16,704
Kamran and Fusan Lbs.	1,736	976	303	139	147	69
Portuguese East Africa Lbs.	1,232	274
Independent Somali Port Lbs.	1,778	83
Mozambique Lbs.	1,280	840	1,120	182	120	200
Mauritius, &c. Lbs.	743	76
Turkey in Asia Lbs.	7,848	11,032	23,500	22,784	302	981	8,518	2,837
Gaza Lbs.	3,380	147
China Lbs.	280	107
Djibouti Lbs.	588	113
Italian East Africa Lbs.
German East Africa Lbs.
Jeddah Lbs.	23,122	4,538	8,473	1,069	370	807
Mocha Lbs.	4,430	10
Hodeldah Lbs.	830	140
Other Foreign Countries Lbs.	5,542	2,789	1,530	176	215	359	236	133	17	54
Mossawah Lbs.	1,710	13,634	65	2,149
Perak Lbs.	910	1,120	67	140
Arabian Gulf Ports Lbs.	2,014	4,957	1,004	2,476	117	379	74	234
TOTAL, FOREIGN COUNTRIES ... Lbs.	10,165	19,433	44,315	34,432	50,771	779	1,163	2,768	4,393	6,917
TOTAL, BRITISH EMPIRE AND FOREIGN COUNTRIES ... Lbs.	27,212	58,126	289,475	135,342	163,069	2,820	5,778	30,915	17,974	23,621
<i>Other Sorts (c) (III O)—</i>										
Egypt Lbs.	20,104	69,888	2,138	6,912
Straits Settlements Lbs.	1,120	700	1,120	672	163	127	167	67
United Kingdom Lbs.
Somalland Lbs.	5,233	8,473	5,447	6,146	8,037	147	178	230	376	328
Zanzibar Lbs.	4,776	7,574	26,807	3,783	10,108	431	562	1,677	819	950
Perim Lbs.	5,434	1,944	3,033	3,134	2,918	140	106	159	275	307
Seychelles Lbs.
Ceylon Lbs.	4,144	1,176	1,400	336	513	230	233	100
Australia Lbs.
Mauritius Lbs.
Suakin and Port Soudan Lbs.	1,008	11,075	4,704	90	1,363
India—Bombay Lbs.	1,424	36,464	5,320	1,370	135	2,899	471	10
" Karachi Lbs.	2,430	533
Other British Possessions Lbs.	420	1,036	324	53	65	20
TOTAL, BRITISH EMPIRE ... Lbs.	21,035	30,747	107,969	69,950	27,629	1,423	1,461	9,065	8,303	1,850

TOTAL QUANTITIES and VALUE of ARTICLES EXPORTED—continued.

ARTICLES, AND COUNTRIES OF FINAL DESTINATION.	QUANTITIES.					VALUE.				
	1914-1915.	1915-1916.	1916-1917.	1917-1918.	1918-1919.	1914-1915.	1915-1916.	1916-1917.	1917-1918.	1918-1919.
Tobacco—										
<i>Manufactures—</i>										
<i>Other Sorts—(C) (III-O)—</i>										
Turkey in Asia ... Lbs.	...	1,000	2,408	9,064	80	102	509	...
Germany
Mossawah ...	556,846	6,320	9,334	11,606	28,176	13,341	430	718	988	2,520
Italian East Africa ...	5,397	6,696	6,091	9,100	8,007	468	450	420	912	581
German East Africa ...	1,059	196
Siam
Lohia
Austria
Egypt
Hodaidah ...	10,332	287
Mokha ...	170,295	667,543	3,607	15,354
Arabian Gulf Ports	2,322	2,720	1,452	122	146	187
China ...	13,407	6,188	1,288	1,540	1,120	1,203	600	283	207	128
France
Djibouti and Obokh ...	14,698	21,766	13,707	7,588	...	1,109	1,087	1,157	1,191	...
Mozambique ...	628	114
Jeddah ...	62,692	...	682,763	1,210,549	655,022	1,325	...	30,477	67,272	33,318
Turkey in Europe
Galsan	66,836	6,272	109,912	21,688	...	1,214	167	6,007	1,220
Confdah ...	6,162	116
Other Foreign Countries ...	1,436	1,297	1,112	961	836	46	63	56	78	68
Kamran and Furran ...	3,304	1,459	2,576	69	85	105
Dunkali Coasts ...	11,594	272
TOTAL, FOREIGN COUNTRIES ... Lbs.	657,419	798,620	675,747	1,261,969	711,721	23,240	19,638	33,851	77,324	36,107
TOTAL, BRITISH EMPIRE AND FOREIGN COUNTRIES ... Lbs.	873,508	780,267	783,746	1,451,919	739,550	23,664	20,994	42,616	85,314	39,997
TOTAL, TOBACCO ... Lbs.	6,684,601	7,515,941	10,181,079	6,000,436	6,831,798	113,919	128,838	243,950	296,466	236,327
Toys and requisites for games and sports, including fishing tackle (other than Fire-Arms) (III-F)—										
Egypt ... Value.	167
Suakin and Port Soudan	69
Zanzibar	81
Somalland
Other British Possessions	69	70	88	70	84
TOTAL, BRITISH EMPIRE ... Value.	69	70	109	139	271
Djibouti and Obokh ... Value.	134	156	75	219	349
Hodaidah
Mossawah
Other Foreign Countries	68	67	65	19	9
TOTAL, FOREIGN COUNTRIES ... Value.	222	213	130	238	258
TOTAL, BRITISH EMPIRE AND FOREIGN COUNTRIES ... Value.	291	283	299	277	629
Umbrellas, including parasols and sun-shades (III-F)—										
Somalland ... Nos.	1,086	...	657	74	...	77
Other British Possessions	630	...	156	253	...	48	...	16	36
TOTAL, BRITISH EMPIRE ... Nos.	1,086	630	657	156	253	74	48	77	16	36
Djibouti and Obokh ... Nos.	1,662	4,673	1,279	1,608	4,350	183	871	123	219	707
Italian East Africa ...	1,164	2,396	78	174
Other Foreign Countries ...	334	296	52	399	...	18	21	5	46	...
TOTAL, FOREIGN COUNTRIES ... Nos.	3,300	7,355	1,330	2,007	4,350	279	566	128	265	707
TOTAL, BRITISH EMPIRE AND FOREIGN COUNTRIES ... Nos.	4,416	7,985	2,127	2,163	4,638	263	614	205	281	743

No. 8—continued.

TOTAL QUANTITIES and VALUE of ARTICLES EXPORTED—continued.

ARTICLES, AND COUNTRIES OF FINAL DESTINATION.	QUANTITIES.					VALUE.				
	1914-1915.	1915-1916.	1916-1917.	1917-1918.	1918-1919.	1914-1915.	1915-1916.	1916-1917.	1917-1918.	1918-1919.
Wax of all kinds, other than paraffin Wax, (excluding candles) (II-G)—						£	£	£	£	£
India—Bombay Cwt.			231	101				1,620	564	
Australia "										
United Kingdom "	468	835	1,381	4,467	178	3,371	2,148	8,055	36,430	1,137
Other British Possessions "	3	1	1	1	19	8	2	4	2	59
TOTAL, BRITISH EMPIRE ... Cwt.	481	836	1,662½	4,668½	197	3,238	2,150	9,079	37,005	1,216
Egypt Cwt.		133					850			
Austria "										
France "	72	184	122			427	1,200	813		
Germany "	461					3,691				
Belgium "	45					340				
Greece "					328					2,487
Other Foreign Countries in Europe "										
Arabian Gulf Ports "										
Italy "										
United States "					642					3,420
Turkey in Asia "										
German East Africa "										
Other Foreign Countries "	2	2				18	3			
TOTAL, FOREIGN COUNTRIES ... Cwt.	670	319	122		970	3,474	2,053	813		5,897
TOTAL, BRITISH EMPIRE AND FOREIGN COUNTRIES ... Cwt.	1,661	655	1,784½	4,668½	1,167	6,767	4,203	10,492	37,005	7,133
Wood and Timber—										
<i>Timber, other than railway sleepers—</i>										
<i>Teak wood—(a) (II-I)—</i>										
Other British Possessions C.Tons.		18					8			
TOTAL, BRITISH EMPIRE ... C.Tons.		18					8			
Djibouti and Obokh C.Tons.										
Other Foreign Countries "	18	18				17	4			
TOTAL, FOREIGN COUNTRIES ... C.Tons.	18	18				17	4			
TOTAL, BRITISH EMPIRE AND FOREIGN COUNTRIES ... C.Tons.	18	18				17	12			
<i>Other Timber—(b) (II-I)—</i>										
Somaland C.Tons.	55	27	20			247	169	228		
Zanzibar "										
Suakin "										
Other British Possessions "	1	5	1	1		11	56	13	7	
Perim "	59	29				240	170			
TOTAL, BRITISH EMPIRE ... C.Tons.	116	61	21	1		498	397	259	7	
Persia C.Tons.										
Galsan "										
Mossawah "			14					187		
Independent Somali Ports "	62					225				
Italian East Africa "	19					114				
Egypt "										
Jeddah "	229			55		995			613	
Lohia "	28					219				
Hofufdah "	301					2,373				
Furan "	27					141				
Mokha "										
Arabian Gulf Ports "	234	37	53			755	230	207		
Muscat "										
Djibouti "	60	25				285	178			
Confdah "	27					116				
Other Foreign Countries "	51	29	20	15	15	86	140	140	84	5
Turkey in Asia "	61					227				
TOTAL, FOREIGN COUNTRIES ... C.Tons.	1,089	91	87	70	25	5,436	657	634	697	5
TOTAL, BRITISH EMPIRE AND FOREIGN COUNTRIES ... C.Tons.	1,204	152	108	71	25	5,934	954	773	704	5

TOTAL QUANTITIES and VALUE of ARTICLES EXPORTED—continued.

ARTICLES, AND COUNTRIES OF FINAL DESTINATION.	QUANTITIES.					VALUE.				
	1914-1915.	1915-1916.	1916-1917.	1917-1918.	1918-1919.	1914-1915.	1915-1916.	1916-1917.	1917-1918.	1918-1919.
Wood and Timber—continued.						\$	\$	\$	\$	\$
<i>Firewood—(a) (II-J)—</i>										
Other British Possessions ... Tons.			4					4		
TOTAL, BRITISH EMPIRE ... Tons.			4					4		
Persia ... Tons.	139					93				
Other Foreign Countries ... Tons.	25					17				
TOTAL, FOREIGN COUNTRIES ... Tons.	164					110				
TOTAL, BRITISH EMPIRE AND FOREIGN COUNTRIES ... Tons.	164		4			110		4		
Wood—										
<i>Ornamental wood—</i>										
<i>Ebony—(b) (I-II)—</i>										
Other Foreign Countries ... Value.										
TOTAL, FOREIGN COUNTRIES ... Value.										
TOTAL, BRITISH EMPIRE AND FOREIGN COUNTRIES ... Value.										
<i>Sandal—(b iii) (II-J)—</i>										
Sunkin, etc. ... Value.							630	805		
Other British Possessions ... Value.						37	31	30	5	45
TOTAL, BRITISH EMPIRE ... Value.						37	609	832	5	45
Arabian Gulf Ports ... Value.										128
Italian East Africa ... Value.						134	187	63		
Djibouti and Obokh ... Value.							100			277
Other Foreign Countries ... Value.						180	46	66	74	23
TOTAL, FOREIGN COUNTRIES ... Value.						344	313	154	74	428
TOTAL, BRITISH EMPIRE AND FOREIGN COUNTRIES ... Value.						341	953	986	79	484
<i>Other kinds—(b iii) (II-J)—</i>										
Somaliand ... Value.										
Other British Possessions ... Value.									3	
TOTAL, BRITISH EMPIRE ... Value.									3	
Dunkali Coast ... Value.										
Jeddah ... Value.										
Farsan ... Value.										
Persia ... Value.										
Other Foreign Countries ... Value.						14		11	3	
TOTAL, FOREIGN COUNTRIES ... Value.						14		11	3	
TOTAL, BRITISH EMPIRE AND FOREIGN COUNTRIES ... Value.						14		14	3	
Manufactures of wood, other than furniture and cabinetware (III-G)—										
Ceylon ... Value.										100
United Kingdom ... Value.						917	7,093	1,714	120	
Somaliand ... Value.						73		68		
India—Bombay ... Value.								239	306	
Other British Possessions ... Value.						63	99	29	62	85
TOTAL, BRITISH EMPIRE ... Value.						1,033	7,191	2,040	488	185
Mozawah ... Value.								71		
Hodeidah ... Value.										
Arabian Gulf Ports ... Value.						105	84			
Djibouti and Obokh ... Value.										
Turkey in Asia ... Value.										
Independent Somali Ports ... Value.							69	85		
Muskat ... Value.										
Other Foreign Countries ... Value.						141	75	93	155	749
TOTAL, FOREIGN COUNTRIES ... Value.						246	228	249	155	749
TOTAL, BRITISH EMPIRE AND FOREIGN COUNTRIES ... Value.						1,299	7,419	2,289	643	264
TOTAL, WOOD AND TIMBER ... Value.						7,715	9,307	4,076	1,420	773

TOTAL QUANTITIES and VALUE of ARTICLES EXPORTED—continued.

ARTICLES, AND COUNTRIES OF FINAL DESTINATION.	QUANTITIES.					VALUE.				
	1914-1915.	1915-1916.	1916-1917.	1917-1918.	1918-1919.	1914-1915.	1915-1916.	1916-1917.	1917-1918.	1918-1919.
Articles exported by Post (IV)—						£	£	£	£	£
Egypt Value.								3,724	1,361	
United Kingdom Value.						5,171	6,922	7,030	2,880	6,507
Somaliland Value.						91	122	87	819	701
Zanzibar Value.						1,577	2,149	2,594	1,280	1,158
Mauritius and Dependencies Value.										
Ceylon Value.								109		
Straits Settlements... .. Value.						305	142	140	875	
Australia Value.						7,598	4,698	1,073	1,183	
Gibraltar Value.										163
India—Bombay Value.						14,480	18,932	17,289	87,211	6,603
Other British Possessions Value.						68	89	54	111	61
TOTAL, BRITISH EMPIRE ... Value.						29,283	33,024	32,060	45,025	15,196
France Value.						149		109		
Italy Value.						553	232	133		
Austria... .. Value.										
Mozambique Value.										
German East Africa Value.						192				
Egypt, etc. Value.						1,158	2,171			
China Value.						99	100	77	428	75
Djibouti and Obokh Value.						508	88	141	135	
Madagascar Value.						1,742	2,406	2,511	210	
Other Foreign Countries Value.						23	26	8	124	55
Portuguese East Africa Value.						195				
Italian East Africa Value.						187	885	182	1,347	
TOTAL, FOREIGN COUNTRIES ... Value.						4,802	6,397	2,161	2,242	180
TOTAL, BRITISH EMPIRE AND FOREIGN COUNTRIES ... Value.						34,085	39,421	34,221	47,267	15,376
All other Articles of Merchandise—										
Unmanufactured (II-J)—										
Somaliland Value.							73			
Other British Possessions Value.						93	15	3	2	13
Suakin and Port Sudan Value.							104			
TOTAL, BRITISH EMPIRE ... Value.						93	192	3	2	13
Arabian Gulf Ports Value.							202			
Mokha Value.										
Other Foreign Countries Value.						67	4	5	81	1
TOTAL, FOREIGN COUNTRIES ... Value.						67	206	5	81	1
TOTAL, BRITISH EMPIRE AND FOREIGN COUNTRIES ... Value.						160	498	8	83	14
Manufactured (III-P)—										
Egypt Value.									2,539	3,024
United Kingdom Value.										
Somaliland Value.						135	246	33	516	438
Zanzibar and Pemba Value.						788	109	1,142		271
Perim Value.						75	111	104	193	223
India—Bombay Value.										
Other British Possessions Value.						70	62	77	128	31
Suakin and Port Sudan Value.						147	940	93	324	
TOTAL, BRITISH EMPIRE ... Value.						1,215	1,470	1,806	3,700	4,569

TOTAL QUANTITIES and VALUE of ARTICLES EXPORTED—continued.

ARTICLES, AND COUNTRIES OF FINAL DESTINATION.	QUANTITIES.					VALUE.				
	1914-1915.	1915-1916.	1916-1917.	1917-1918.	1918-1919.	1914-1915.	1915-1916.	1916-1917.	1917-1918.	1918-1919.
All other articles of merchandise— continued.						£	£	£	£	£
Manufactured (III. P)—continued.										
Mosowah Value.						303	1 00	145	78	...
Hodaidah Value.						222
Italian East Africa Value.						378	361	233	...	105
Arabian Gulf Ports Value.						540	710	623	432	521
Dunkali Coast Value.					
Jeddah Value.						203	...	2,696	312	...
Muskat Value.					
Japan Value.						120
Djibouti and Obokh Value.						599	1,636	2,719	949	1,333
Gaizan Value.						...	336	4,914	2,809	78
Mokha Value.						123	8,351
North Africa Value.					
Other Foreign Countries... .. Value.						175	145	231	99	205
Perais Value.						83	350
TOTAL, FOREIGN COUNTRIES ... Value.						2,656	11,903	11,681	4,679	2,243
TOTAL, BRITISH EMPIRE AND FOREIGN COUNTRIES ... Value.						3,801	13,372	13,467	8,379	6,612
GRAND TOTAL OF VALUE EXPORTS (exclusive of Government Stores)—										
United Kingdom Value.						277,266	219,044	636,211	286,493	231,818
Somaland Value.						160,111	171,225	307,341	212,949	246,301
Zanzibar and Pemba Value.						31,077	46,668	79,405	24,013	18,495
Egypt Value.						156,011	480,660	364,394
Cape Town Value.						...	100
Gibraltar Value.						195	163
Natal Value.					
Mauritius and Dependencies Value.						5,602	6,934	3,444	2,157	326
Perlm Value.						12,425	12,975	17,451	10,672	16,723
Ceylon Value.						2,242	1,416	681	123	144
Straits Settlements Value.						11,347	7,680	575	2,663	533
Australia Value.						14,444	12,491	7,377	5,838	5,001
New Zealand Value.						210	280	280
Seychelles Value.						2,241	2,594	2,332	2,965	119
Canada Value.						642	309	660
Snakin and Port Soudan Value.						54,696	141,836	194,539	108,161	70,522
India—Bombay Value.						82,023	138,503	214,453	116,357	101,636
—Karachi Value.						2,770	80	...
—Calcutta Value.						66,921	89,605	61,037	166,772	120,905
—Cutch Value.						207	503	6	79	228
—Bangoon Value.						4,908	6,219	14,009	8,760	6,000
—Madras Value.					
Other Ports Value.					
Other British Possessions Value.						8,101	80	57	4	...
TOTAL, BRITISH EMPIRE ... Value.						737,393	828,621	1,664,681	1,448,046	1,166,680
Austria Value.						16,996
France Value.						173,760	155,271	78,393	58,908	72,385
Germany Value.						26,134
Belgium Value.						1,675
Holland Value.						4,46
Italy Value.						71,837	106,638	51,894	38,263	32,152
Spain Value.						28,145	19,439	5,223
Turkey in Europe Value.						1,993
Greece Value.						567	16,994
Russia Value.						8,313	...	6,107	2,000	...
Other Countries in Europe Value.						...	40	28
Turkey in Asia Value.						9,443	9,401	4,186	6,612	7,944

TOTAL QUANTITIES and VALUE of ARTICLES EXPORTED—continued.

ARTICLES, AND COUNTRIES OF FINAL DESTINATION.	QUANTITIES.					VALUE.				
	1914-1915.	1915-1916.	1916-1917.	1917-1918.	1918-1919.	1914-1915.	1915-1916.	1916-1917.	1917-1918.	1918-1919.
GRAND TOTAL OF VALUE OF EXPORTS (exclusive of Government Stores)—continued.						£	£	£	£	£
North Africa, Morocco, etc. ... Value.	261	1,432	1,783	366	1,073
Mossowah ... Value.	83,926	39,819	258,916	137,405	374,004
Dankali Coast ... Value.	19,504	7,448	18,985	80,956	23,452
Independent Somali Ports ... Value.	54,936	39,870	64,494	88,283	56,051
Mozambique ... Value.	298	301	306	1,107	200
Italian East Africa ... Value.	85,558	103,736	80,288	113,008	286,992
German East Africa ... Value.	1,789
Re-Union ... Value.	857	1,203	453	223	200
Madagascar ... Value.	3,730	22,635	14,117	10,961	3,289
Egypt, etc. ... Value.	68,661	95,305
United States of America ... Value.	344,038	409,540	435,650	69,442	311,343
Jeddah ... Value.	36,409	...	84,086	104,280	42,506
Konfidah ... Value.	24,786
Gaizan ... Value.	35,597	326,763	217,653	344,091
Lohla ... Value.	17,592	67
Hodaidah ... Value.	200,527	1,875
Farsan, etc. ... Value.	1,374	4,869	13,337	8,652	6,000
Mokha ... Value.	67,710	413,300	7,180
Arabian Gulf Ports ... Value.	161,633	130,073	179,690	168,001	292,324
Muscat ... Value.	5,331	787	2,531	3,597	3,835
China ... Value.	3,263	1,959	2,736	1,756	1,058
Japan ... Value.	617	1,517	3,905	2,696	17,587
Denmark ... Value.
Java ... Value.	286
Persia ... Value.	3,220	1,341	1,513	213	1,591
Tonkin ... Value.	503
Other Countries in Asia ... Value.	40
Djibouti and Obokh ... Value.	329,331	473,573	762,216	627,979	1,394,675
Siam ... Value.
Phillipine Islands ... Value.	200	6,521
Malta ... Value.
Norway ... Value.	586
Sweden ... Value.	464
Batoum ... Value.
Other Foreign Countries ... Value.	17,305	...	8
Portuguese East Africa ... Value.	193	366
TOTAL, FOREIGN COUNTRIES ... Value.						1,870,572	2,215,810	2,480,639	1,981,129	3,350,269
TOTAL, BRITISH EMPIRE AND FOREIGN COUNTRIES ... Value.						2,607,965	3,044,131	4,175,309	3,429,175	4,536,949
Treasure—										
Gold—										
United Kingdom ... Value.	2,918
Somaliand ... Value.
Zanzibar ... Value.	21,500	24,000	4,000
Perim ... Value.	650	970
Ceylon ... Value.	2,009
Straits Settlements ... Value.
India—Bombay ... Value.	198,009	149,239	127,271	25,691	...
" Kardohi ... Value.
" Calcutta ... Value.
Other British Possessions ... Value.
TOTAL, BRITISH EMPIRE ... Value.						220,169	170,209	184,089	25,691	...
Turkey in Europe ... Value.
France ... Value.
Mossowah ... Value.	652
Dankali Coast ... Value.
Hodaidah ... Value.

No. 8—⁶⁹⁸continued.

TOTAL QUANTITIES and VALUE of ARTICLES EXPORTED—continued.

ARTICLES, AND COUNTRIES OF FINAL DESTINATION.	QUANTITIES.					VALUE.				
	1914-1915.	1915-1916.	1916-1917.	1917-1918.	1918-1919.	1914-1915.	1915-1916.	1916-1917.	1917-1918.	1918-1919.
<i>Treasure—continued.</i>						£	£	£	£	£
<i>Gold—continued.</i>										
Arabian Gulf Ports Value.						325	1,150	913	200	
Persia Value.										
Turkey in Asia Value.						1,063				
Independent Somali Ports Value.						1,200	600			
Italian East Africa Value.						350	140			
Jeddah Value.										
Kamran Value.										
North Africa, Morocco, etc. Value.										
Muscat Value.										
Austria Value.										
Djibouti and Obokh Value.										
German East Africa Value.										
TOTAL, FOREIGN COUNTRIES ... Value.						3,405	1,890	213	200	
TOTAL, BRITISH EMPIRE AND FOREIGN COUNTRIES ... Value.						223,654	178,099	134,302	26,191	
<i>Silver—</i>										
Ceylon Value.							208			
Sakin and Port Sudan Value.							3,333			
Somaliland Value.						10,369	25,267	17,333	16,033	14,000
United Kingdom Value.								151,977		
Zanzibar Value.						19,237	3,034	2,658		
Perim Value.						11,153	7,495	9,344	7,987	5,217
Straits Settlements Value.						220	1,268			
Mauritius, etc. Value.										
India—Bombay Value.						63,932	94,645	103,596	119,479	
—Calcutta Value.										
Other British Possessions Value.							50			
TOTAL, BRITISH EMPIRE ... Value.						124,911	1,35,348	284,908	143,499	19,247
Gairan Value.										
Holland Value.										
France Value.										
Mossowah Value.						41,347				
Dankali Coast Value.						394	168			
Hodaidah Value.						15,329				
Arabian Gulf Ports Value.						60,360	54,634	9,357	2,791	1,144
Fusan, etc. Value.								726		172
Persia Value.										
Turkey in Asia Value.						261		957		
North Africa, Morocco, etc. Value.										
Independent Somali Ports Value.						3,765	83,852	3,353	2,033	
Italian East Africa Value.						3,001	335	202		
Djibouti and Obokh Value.						53,600	12,884	8,433		
Egypt, etc. Value.										
Jeddah Value.						311				
Muscat Value.						3,637	829			
Mokha Value.						668	2,984			
Austria Value.										
Madagascar Value.								267		
Lohia Value.										
Konfdah Value.						633				
Other Foreign Countries Value.										
TOTAL, FOREIGN COUNTRIES ... Value.						186,696	75,634	23,295	4,824	1,314
TOTAL, BRITISH EMPIRE AND FOREIGN COUNTRIES ... Value.						311,607	210,982	308,203	148,323	20,561
TOTAL, VALUE OF TREASURE ... Value.						535,261	380,081	412,505	174,614	20,563
TOTAL, VALUE OF PRIVATE MERCHANTS ... Value.						2,607,985	3,044,131	4,175,309	3,429,175	4,536,949
GRAND TOTAL VALUE OF PRIVATE MERCHANDISE AND TREASURE ... Value.						3,143,246	3,424,212	4,617,814	3,603,689	4,557,512

*Estimated value of Articles of Merchandise imported from the interior of Arabia
by Land into Aden, during the Official Year 1918-19.*

Names of Articles.	Denomination.	Total, Loads or Number.	Average Rate	Per	Value.
			Rs. a.		Rs. a. p.
Animals, Living—					
Horses	No.	1	250 0	One.	250 0 0
Camels	"	8	36 0	One.	280 0 0
Bullocks	"	459	30 0	One.	1,3770 0 0
Cows	"
Milch Cows	"
Calves	"	141	15 0	One.	2,115 0 0
Sheep	"	87	8 0	"	696 0 0
Goats	"	673	5 0	"	3,365 0 0
Kids and Lambs	"	133	2 8	"	332 8 0
Deer	"
Monkeys	"
Donkeys	"
Building and Engineering Materials—					
Jowlics	Camel-load,	648	4 0	Load.	2,592 0 0
Reeds	"	577	10 0	"	5,770 0 0
Coffee—					
Clean	"	17	270 0	Load.	4,590 0 0
Berries	"	46	216 0	"	9,936 0 0
Cotton—					
Raw	"	1	180 0	"	180 0 0
Piece-goods	"
 Cordage and Rope					
Drugs, Medicines and Narcotics (excluding Chemicals)—					
Galangal	"
Alces	"
Kaaf	"	2,319	225 0	Load.	5,21,775 0 0
Drugs, other sorts	"	3	30 0	90 0 0
Tobacco—					
Unmanufactured	"
Chemicals—					
Potash	"
Alkali	"	362	6 0	Load.	5,172 0 0
Dyeing and Tanning Materials—					
Henna	"	100	40 0	"	4,000 0 0
Manjit	"
Waras or Safflower	"	53	300 0	"	17,400 0 0
Dyeing, other sorts	"
Earthenware and Porcelain (excluding earthenware piping)					
	"	23	70 0	Load.	1,610 0 0
Fodder—					
Kirbee	"	21,769	7 0	Load.	1,52,383 0 0
Grass	"	3,543	14 0	"	49,402 0 0
Oil cakes	"	242	32 0	"	7,744 0 0
Fruits, Fresh	"	3,802	26 0	"	93,852 0 0
Vegetables, Fresh	"	3,161	7 0	57,127 0 0
Fuel—					
Charcoal	"	4,539	6 0	Load.	27,234 0 0
Firewood	"	36,667	3 12	"	1,38,001 4 0
Flowers of all kinds	Baskets equal to 2 camel loads.
Grain and Pulse—					
Jowari	Camel-load.	352	48 0	Load.	16,896 0 0
Bajri	"	75	59 0	"	4,425 0 0
Oats	"
Pulse	"
Beans and Peas	"	578	37 0	Load.	21,426 0 0
Indian Corn	"	183	5 0	"	915 0 0
Wheat	"	107	60 0	"	6,420 0 0
Other sorts	"	1	30 0	"	30 0 0
Bajri flour	"
Gassal (powder)	"	69	10 0	Load.	690 0 0
Gum, other sorts	"
Spices, Black popper	"
Hides and Skins—					
Hides, raw	Scores.	16	108 0	Load.	1,728 0 0
Skins, raw	"	40	120 0	"	19,560 0 0
Skins, tanned	"

IMPORTS.
YEAR 1918-1919.

ADEN—INLAND TRADE.

No. 9700-Continued.

Estimated value of Articles of Merchandise imported from the interior of Arabia
by Land into Aden, during the Official Year 1918-19—continued.

Names of Articles.	Denomination.	Total, Loads or Number.	Average Rate.		Per	Value.		
			Rs.	a.		Rs.	a.	p.
Hooka, (Pipes)	Camel-load.
Jute Gunny Bags	"
Leather Shoes, Arabic	"
Manure, Animal Bones	"
Mats and Matting	"
Mat Bags	"	8	18	0	Load.	144	0	0
Mat Baskets	"	2	20	0	"	40	0	0
Oil, Jingili	"
Perfumery (Rose water)	"	2	224	0	Load.	448	0	0
Plants, Living	"
Provisions—								
Honey	"	1	144	0	Load.	144	0	0
Ghee	"	781	320	0	"	2,49,920	0	0
Tamarind	"	1	48	0	"	48	0	0
Fowls	"	19	100	0	"	1,900	0	0
Eggs	"	138	75	0	"	10,350	0	0
Fruits, dried (other sorts)	"	260	448	0	"	1,16,480	0	0
Provision, other sorts	"	"
Pitch, Tar and Dammer	"	"
Seeds—								
Cotton	"
Poppy	"
Til or Jimjili	"
Mustard	"
Fenugreek	"	15	12	0	Load.	180	0	0
Other sorts	"
Sand, Black	"
Wax, Bees	"	1	290	0	Load.	290	0	0
Wood—								
Other kinds	"	1	40	0	"	40	0	0
Manufactures	"
Wool—								
Raw	"
Manufactures—								
Carpets	"
All Other Articles Manufactured	"
Treasure—								
Silver Coin	\$
Government of India	Rs.
Gold—British Sovereign	English £
Total Rupees ..						15,76,940	12	0
Sterlings £ ..						105,129	0	0

Comparative Statement showing the Quantity, Value and Description of Merchandise that passed into Arabia per Inland Communication from Aden during the years 1917-1918 to 1918-1919.

NAMES OF ARTICLES.	Denomination.	1917-1918.		1918-1919.		1918-1919 compared with 1917-1918.	
		Quantity.	Value.	Quantity.	Value.	Increase.	Decrease.
<i>1.—Private Merchandise.</i>							
<i>1. Animals, living—</i>							
1. Horses	Number.		£		£		
2. Other kinds	"						
<i>2. Apparel (including drapery, haberdashery, millinery, uniforms, accoutrements, but excluding hosiery)</i>							
1. Boots and shoes	Pairs.				224	224	
<i>3. Arms, ammunition and military stores—</i>							
1. Firearms, and parts thereof	Value.						
2. Other sorts	"						
<i>4. Art, works of</i>							
<i>5. Books and printed matter (including maps and charts)</i>							
<i>6. Bristles and fibre for brushes and brooms</i>							
<i>7. Building and engineering materials—</i>							
1. Brick and tiles	Number.						
2. Cement	Cwt.						
3. Chalk and lime	"						
4. Clay	"						
5. Earthenware piping	"						
6. Other sorts	"						
8. Cabinet-ware and furniture	Value.						
9. Candles	Lbs.			373	12	12	
10. Canes and rattans	Cwt.						
<i>11. Caoutchouc—</i>							
1. Raw	"						
2. Manufactured	Value.						
<i>12. Carriages and carts (excluding railway carriages) and Parts thereof</i>							
<i>13. Chemicals—</i>							
1. Alum	Cwt.						
2. Arsenic	"						
3. Bicarbonate of soda	"						
4. Borax	"						
6. Copperas	"						
6. Khari salt	"						
7. Sal ammoniac	"						
8. Saltpetre	"						
9. Sulphur (brimstone)	"						
10. Sulphuric acid	"						
11. Other sorts	Value.						
<i>14. Clocks and Watches</i>							
<i>15. Coal—</i>							
1. Coal	Tons.						
2. Coke	"						
3. Patent fuel	"						
<i>16. Coffee</i>							
<i>17. Coir—</i>							
1. Unmanufactured	"						
2. Manufactured (excluding rope)	"						
<i>18. Corals, real</i>							
<i>19. Cordage and rope of vegetable fibre (excluding jute)</i>							
<i>20. Cotton—</i>							
<i>1. Raw</i>							
2. Twist and yarn	Lbs.	180	0	9,899	682	678	
<i>3. Manufactured:</i>							
<i>(a) Piece-goods—</i>							
i. Grey (unbleached)	Yds.	9,300	207	47,224	1,484	1,277	
ii. White (bleached)	"	1,310	24	4,918	199	173	
iii. Coloured, printed, or dyed	"	6,134	279	51,412	2,530	2,261	

EXPORTS.
YEARS 1917-1918 TO 1918-1919.

ADEN—INLAND TRADE.

702

No. 10—continued.

Comparative Statement showing the Quantity, Value and Description of Merchandise that passed into Arabia per Inland Communication from Aden during the years 1917-1918 to 1918-1919.

NAMES OF ARTICLES.	Denomination.	1917-1918.		1918-1919.		1918-1919 compared with 1917-1918.	
		Quantity.	Value.	Quantity.	Value.	Increase.	Decrease.
<i>1.—Private Merchandise—continued.</i>							
20. Cotton—continued.			£	£	£	£	
<i>3.—Manufactured—continued.</i>							
(b) Canvas	Yds.						
(c) Handkerchiefs and shawls tp the piece	Number.			303	13	13	
(d) Hosiery, pure and mixed	Value.						
(e) Lace and patent net	Yds.						
(f) Thread, sewing	Lbs.			26	2	2	
(g) Other sorts of manufactures				564	22	22	
<i>21. Drugs, Medicines, and Narcotics (excluding chemicals)—</i>							
1. Aloes	Cwt.						
2. Asafetida							
3. Camphor	Lbs.						
4. Chinchona bark							
5. Galangal	Cwt.						
6. Other sorts of drugs and medicines	Value.				13	10	
7. Opium	Chests weighing cwt.						
<i>8. Tobacco—</i>							
(a) Unmanufactured		41½	127	545	1,779	1,652	
<i>(b) Manufactured—</i>							
i. Cigars							
ii. Other sorts				17½	82	82	
<i>22. Dyeing and Tanning Materials—</i>							
1. Gutch	Cwt.						
2. Gambier							
3. Indigo				77	1	1	
4. Lacdye							
5. Madder or manjit							
6. Myrabolams							
7. Safflower							
8. Turmeric		1½	3	20½	47	44	
9. Other sorts... ..							
<i>23. Earthenware and Porcelain (excluding earthenware piping)</i>							
	Value.		6		31	16	
4. Feathers	Lbs.						
5. Fireworks	Value.						
<i>26. Flax—</i>							
1. Raw	Lbs.						
2. Twist and yarn							
<i>3. Manufactures—</i>							
(a) Canvas	Yds.						
(b) Piece-goods							
(c) Other sorts, including bags and sacks	Lbs.						
<i>27. Fodder, bran, and cattle-food, including hay and straw—</i>							
1. Oilcake A.	Cwt.						
2. Rice bran	Tons.						
3. Other sorts	Cwt.						
<i>28. Fruits and Vegetables—</i>							
<i>1. Fruits—</i>							
(a) Coconuts	Number.						
(b) " kernel or copra	Cwt.						
(c) Other sorts	Value.						
2. Vegetables, fresh							
<i>29. Glass and Glassware—</i>							
1. Beads and false pearls	Cwt.						
2. Other ware	Value.						

No. 10—continued.

Comparative Statement showing the Quantity, Value and Description of Merchandise that passed into Arabia per Inland Communication from Aden during the years 1917-1918 to 1918-1919.

NAMES OF ARTICLES.	Denomination.	1917-1918.		1918-1919.		1918-1919 compared with 1917-1918.	
		Quantity.	Value.	Quantity.	Value.	Increase.	Decrease.
<i>1.—Private Merchandise—continued.</i>							
<i>30. Grain and Pulse—</i>							
1. Barley	Cwt.						
2. Gram	"						
3. Jawār and bājra	"	37½	10	27	20	1	
4. Oats	"						
5. Pulso	"						
6. Rice in the husk	"						
7. " not in the husk	"	34½	86	2,318½	2,436	2,380	
8. Rice flour	"						
9. Wheat	"						
10. " flour	Lbs.	1,764	16	80,068	883	867	
11. Other sorts	Cwt.						
<i>31. Gums and Resins—</i>							
1. Arabic	"						
2. Benjamin	"			4	20	20	
3. Oilbanum or frankincense	"			34½	105	105	
4. Rosin	"						
5. Other sorts	"			1	1	1	
<i>32. Hardware and Cutlery, including plated ware—</i>							
1. Agricultural implements	Value.						
2. Other sorts	"				54	54	
<i>33. Hemp—</i>							
1. Raw	Cwt.						
<i>2. Manufactured (excluding cordage)—</i>							
(a) Bags and sacks	Number.						
(b) Cloth	Yds.						
<i>34. Hides and skins—</i>							
1. Hides, raw	Cwt. & No.						
2. Hides, dressed (r tanned)	Cwt. & No.						
3. Skins, raw	Cwt. & No.						
4. Skins, dressed or tanned	Cwt. & No.						
<i>35. Horns</i>							
35. Horns	Cwt.						
<i>36. Ice</i>							
36. Ice	"						
<i>37. Instruments, Apparatus, and Appliances, and parts thereof—</i>							
1. Musical	Value.						
2. Photographic	"						
3. Scientific, philosophical, and other kinds	"						
<i>38. Ivory—</i>							
1. Unmanufactured	Lbs.						
2. Manufactured	Value.						
<i>39. Jadestone</i>							
39. Jadestone	Cwt.						
<i>40. Jewellery and plate, of gold and silver—</i>							
1. Jewellery	Value.						
2. Plate	"						
3. Precious stones and pearls, unset	"						
<i>41. Jute—</i>							
1. Raw	Cwt.						
2. Twist and yarn	Lbs.						
<i>3. Manufactured—</i>							
(a) Gunny bags	Number.			703	19	19	
(b) " cloth	Yds.						
(c) Canvas	"						
(d) Rope and twine	Cwt.			6½	43	43	
(e) Other kinds	"						

EXPORTS.

ADEN—INLAND TRADE.

YEARS 1917-1918 TO 1918-1919.

704
No. 10—continued.

Comparative Statement showing the Quantity, Value and Description of Merchandise that passed into Arabia per Inland Communication from Aden during the years 1917-1918 to 1918-1919.

NAMES OF ARTICLES.	Denomination.	1917-1918.		1918-1919.		1918-1919 compared with 1917-1918.	
		Quantity.	Value.	Quantity.	Value.	Increase.	Decrease.
<i>1.—Private Merchandise—continued.</i>			£		£	£	£
42. Lac—							
1. Button	Cwt.						
2. Seed	"						
3. Shell	"						
4. Stick	"						
5. Other kinds (excluding lacdye)	"						
43. Lacquered-ware (of Indian manufacture)	Value.						
44. Leather—							
1. Unwrought	Cwt.						
2. Manufactured—							
(a) Saddlery and harness	Value.						
(b) Other sorts (excluding boots and shoes)	"						
45. Liquors—							
1. Ale, beer and porter	Galls.						
2. Spirit—							
(a) Rum	"						
(b) Other sorts of spirit	"						
3. Wines	"						
4. Machinery and millwork—							
1. Steam-engines and parts (other than locomotive)	Value.						
2. Other sort of machinery	"						
47. Manures—							
1. Animal bones	Tons.						
2. Guano	"						
3. Other kinds (except oilcake)	"						
48. Matches	Value.				138	138	
49. Mats and matting	Sq. yds.	280	3				3
50. Metals—							
1. Brass—							
(a) Unwrought	Cwt.						
(b) Wrought	"						
2. Copper—							
(a) Ore	"						
(b) Old, for re-manufacture	"						
(c) Unwrought	"						
(d) Wrought—							
i. Lametta	"						
ii. Sheets and other manufactures	"	1	5	1	2		3
3. Iron—							
(a) Ore	"						
(b) Old, for re-manufacture	"						
(c) Cast (pig)	"						
(d) Wrought—							
i. Anchors, cables, and kentledge	"						
ii. Angle, bolt and rod	"						
iii. Bar	"	29½	54	63½	115	61	
iv. Beams, pillars, girders and bridgework	"						
v. Galvanized other than plates, sheets, and wire	"						
vi. Hoop	"						
vii. Nails, screws, rivets, and washers	"						
viii. Pipes and tubes	"						
ix. Rice bowls	"						
x. Sheets and plates (including galvanized and tinned plates)	"						
xi. Wire	"						
xii. Other manufactures of wrought or cast iron, or of iron mixed with steel	"						

No. 10—continued.

Comparative Statement showing the Quantity, Value and Description of Merchandise that passed into Arabia per Inland Communication from Aden during the years 1917-1918 to 1918-1919.

NAMES OF ARTICLES.	Deno- mination.	1917-1918.		1918-1919.		1918-1919 compared with 1917-1918.	
		Quantity.	Value.	Quantity.	Value.	Increase.	Decrease.
<i>1.—Private Merchandise—continued.</i>							
<i>50. Metals—continued.</i>							
<i>4. Lead—</i>							
(a) Pig	Cwt.						
(b) Other sorts	"						
<i>5. Manganese ore</i>							
<i>6. Steel</i>							
<i>7. Tin—</i>							
(a) Ore	"						
(b) Unwrought (block)	"						
(c) Wrought (including plates or sheets, not tinned iron)	"						
<i>8. Zinc or spelter—</i>							
(a) Unwrought	"						
(b) Wrought or manufactured	"						
(c) Other sorts	"						
<i>9. Metals, unenumerated</i>							
<i>51. Mica (commercially called Talo)</i>							
<i>52. Mowa or mowra flowers</i>							
<i>53. Oils—</i>							
<i>1. Animal</i>							
<i>2. Essential</i>							
<i>3. Mineral—</i>							
(a) Kerosine	"	504	38	4,800	412	374	
(b) Paraffin wax	Cwt.						
(c) Other kinds	Gals.						
<i>4. Vegetable not essential—</i>							
(a) Castor	"						
(b) Coconut	"						
(c) Earthnut	"						
(d) Linseed	"						
(e) Mustard or rape	"						
(f) Til or jinjili	"	248	38	760	111	- 75	
(g) Dregs of jinjili oil	Cwt.						
(h) Other sorts	Gals.						
<i>54. Oil-cloth and Floor-cloth.</i>							
<i>55. Paints and Colours</i>							
<i>1. Painters' Materials</i>							
<i>56. Paper and Pasteboard—</i>							
<i>1. Printing paper</i>							
<i>2. Writing paper and envelopes</i>							
<i>3. Other kinds of paper</i>							
<i>4. Pasteboard, Millboard, and Cardboard, of all kinds</i>							
<i>57. Perfumery—</i>							
<i>1. Musk</i>							
<i>2. All other sorts</i>							
<i>58. Pitch, Tar, and Dammar</i>							
<i>59. Plants, living</i>							
<i>60. Printing and Lithographing Materials (other than paper)</i>							
<i>61. Provisions—</i>							
<i>1. Bacon and hams</i>							
<i>2. Biche de mer</i>							
<i>3. Butter</i>							
<i>4. Cheese</i>							
<i>5. Fishmaws and sharkfins</i>							
<i>6. Fish, dry, unsalted</i>							
<i>7. " " salted</i>							
<i>8. " " wet, salted (ngopi)</i>							

EXPORTS.
YEARS 1917-1918 TO 1918-1919.

ADEN-INLAND TRADE.

706

No. 10—continued.

Comparative Statement showing the Quantity, Value and Description of Merchandise that passed into Arabia per Inland Communication from Aden during the years 1917-1918 to 1918-1919.

NAMES OF ARTICLES.	Denomination.	1917-1918.		1918-1919.		1918-1919 compared with 1917-1918.	
		Quantity.	Value.	Quantity.	Value.	Increase.	Decrease.
<i>I.—Private Merchandise—continued.</i>							
61. Provisions—continued.							
9. Fruits and vegetables; dried, salted, or preserved—							
(a) Dates	Cwt.	7½	4	1,002½	695	691	...
(b) Other sorts	"	8	6	6
10. Ghee	Lbs.
11. Lard	"
12. Other sorts of provisions...	Cwt.	142½	130	130
63. Rags and other Materials for making paper	"
63. Railway Plant and Rolling-stock—							
1. Carriages, trucks, locomotive engines, tenders, and parts thereof	Value.
2. Materials for construction—							
(a) Sleepers of wood	Cwt.
(b) Other sorts	"
64. Salt	Tons.
65. Seeds—							
1. Essential—							
(a) Ajama	Cwt.
(b) Ajwan	"	1	2	2
(c) Aniseed	"
(d) Assalia	"
(e) Caraway	"
(f) Coriander	"	2½	3	3
(g) Cummin	"	2½	7	7
(h) " (black)	"
(i) Fennel	"
(j) Fenugreek	"
(k) Niger	"
(l) Sava or dil	"
(m) Other sorts	"
2. Castor	"
3. Cotton	"
4. Earthnut	"	1	1	1
5. Linseed	"
6. Mowa or mowra	"
7. Mustard	"
8. Poppy	"
9. Rape	"
10. Tea	"
11. Til or jinjili	"	12½	20	16	37	8
12. Other sorts	"
66. Shells and Cowries—							
1. Cowries	"
2. Shells (chanks, sankhli, large ornamental shells, cowras, mother-of-pearl shells, and oyster shells)	"
3. Tortoise shell (including nakhla or nakh)	Lbs.
67. Ships, parts of							
Value.
68. Silk—							
1. Raw—							
(a) Mulberry silk, excluding tasar and other wild silks—							
i. Raw	Lbs.
ii. Chasam or waste	"
iii. Cocoons	"
(b) Wild silk: tasar, munga, eria, and other—							
i. Raw	"
ii. Chasam or waste	"
iii. Cocoons	"

No. 10—continued.

Comparative Statement showing the Quantity, Value and Description of Merchandise that passed into Arabia per Inland Communication from Aden during the years 1917-1918 to 1918-1919.

NAMES OF ARTICLES.	Deno- mination.	1917-1918.		1918-1919.		1918-1919 compared with 1917-1918.	
		Quantity.	* Value.	Quantity.	Value.	Increase.	Decrease.
<i>1.—Private Merchandise—continued.</i>			£		£	£	£
68. Silk—continued.							
2. Manufactured—							
(a) Piece-goods	Yds.			1,590	423	433	
(b) Goods of silk mixed with other materials	"						
(c) Thread for sewing	Lbs.			35	14	14	
(d) Other sorts	"						
69. Soap	Cwt.	1	2	21½	86	84	
70. Specimens illustrative of Natural Science	Value.						
71. Spices—							
1. Betelnuts	Lbs.						
2. Cardamoms	"			897	83	33	
3. Cassia	"						
4. Chillies	"						
5. Cinnamon	"			668	19	19	
6. Cloves	"			28	1	1	
7. Ginger	"	2,128	40	38,872	993	944	
8. Nutmegs	"						
9. Pepper	"			2,142	77	77	
10. Other sorts	"	3,808	101	67,630	1,469	1,368	
72. Stationery (excluding paper)	Value.						
73. Stone and Marble	Cwt.						
74. Sugar—							
1. Sugar, refined or crystallised, including Sugarcandy and Confectionery	"	4½	6	492	668	662	
2. Sugar, unrefined	"						
75. Tallow	"						
76. Tea	Lbs.						
77. Toys and requisites for games	Value.						
78. Umbrellas, including parasols and sunshades	No.						
79. Wax (excluding candles)	Cwt.						
80. Wood—							
1. Teak	C. Tons.						
2. Other timber	"						
3. Firewood	Tons.						
4. Ornamental—							
(a) Ebony	Value.						
(b) Sandal	"						
(c) Other kinds	"		10				10
5. Manufactures of wood	"						
81. Wool—							
1. Raw	Lbs.						
2. Manufactured—							
(a) Braids	"						
(b) Carpets and rugs	"						
(c) Piece-goods	Yds.						
(d) Shawls	No.						
(e) Other sorts	Lbs.						
82. Articles (not specified) exported by post	Value.						
83. All other articles of merchandise—							
1. Unmanufactured	"						
2. Manufactured	"				2	2	
Total Value of Private Merchandise			1,062		16,200	15,157	19

EXPORTS.
YEARS 1917-1918 TO 1918-1919.

ADEN—INLAND TRADE.

708

No. 10—concluded.

Comparative Statement showing the Quantity, Value and Description of Merchandise that passed into Arabia per Inland Communication from Aden during the years 1917-1918 to 1918-1919.

NAMES OF ARTICLES.	Denomination.	1917-1918.		1918-1919.		1918-1919 compared with 1917-1918.	
		Quantity.	Value.	Quantity.	Value.	Increase.	Decrease.
<i>1.—Private Merchandise—concluded.</i>			£		£	£	£
84. Treasure—							
1. Gold—							
(a) Bullion (bar, ingots, and other kinds of uncoined Gold)	Ounces.						
(b) Coin							
2. Silver—							
(a) Bullion (bar, and other kinds of uncoined silver)							
(b) Coin							
Government of India rupees							
British dollars					204	204	
Other coin							
Total Value of Private Treasure					204	204	
Total Value of Private Merchandise and Treasure			1,062		16,403	15,361	19

TRADE WITH EACH FOREIGN
COUNTRY AND CHIEF
PORTS IN INDIA.

709
No. 11.

SHIPPING.
YEARS 1914-15 TO 1918-19.

Total Number and Tonnage of British, British Indian, and Foreign Vessels which entered from Foreign Countries and Ports in British India at the Port of Aden in each official year from 1914-15 to 1918-19.

Countries from which entered.	1914-1915.		1915-1916.		1916-1917.		1917-1918.		1918-1919.	
	Steam with Cargo.		Steam with Cargo.		Steam with Cargo.		Steam with Cargo.		Steam with Cargo.	
	No.	Tons.	No.	Tons.	No.	Tons.	No.	Tons.	No.	Tons.
UNITED KINGDOM AND BRITISH POSSESSIONS—										
Egypt, etc.	15	35,284	50	110,131	7	14,800
Do. —Suez	15	43,385	41	93,925	96	236,833
United Kingdom ...	190	747,728	119	492,011	90	402,072	40	166,403	11	35,738
Malta ...	2	5,112
Mauritius, Mahe including Seychelles. ...	16	39,024	13	37,354	7	17,161	5	13,771	5	13,740
Sailing ...	1	520	1	520
Natal and Cape Town ...	3	14,324	1	4,967
Perim (Island) ...	66	23,250	49	12,433	47	13,629	26	13,320	23	10,194
Ceylon ...	17	55,406	10	27,628	13	18,289	64	120,717	41	88,487
China—Hongkong ...	1	3,782	1	248
Straits Settlements ...	11	31,183	12	35,576	3	6,607	7	17,584
Australia ...	37	192,993	24	132,547	24	121,970	1	4,193
Other British Possessions ...	1	2,979
Socotra	1	91
Fuakia and Port Sudan ...	8	18,827	3	5,883	12	22,284	17	40,710	9	14,751
British Somaliland ...	43	6,711	57	7,319	74	10,612	61	10,141	60	12,752
East Africa ...	43	113,583	24	61,109	22	40,462	13	30,988	15	38,515
Zanzibar ...	3	10,278	3	16,580	4	2,839	1	1,751	1	434
New Zealand	1	5,759
Total, United Kingdom and British Possessions...	442	1,283,201	322	834,288	326	734,966	320	616,849	273	534,808
BRITISH INDIA AND BURMAH—										
Bombay—Chief Port—Bombay ...	148	431,105	124	357,536	139	369,276	72	251,564	56*	187,642
Do. —Other Ports ...	2	6,175
Malabar Coast, Catch, etc. ...	1	1,775	7	18,586	1	3,008
Sind—Karachi... ..	9	17,717	17	43,863	8	18,621	9	27,696	6	16,849
Madras—Madras ...	5	12,633	1	1,718	3	7,404	2	4,361
Do. —Other Ports ...	2	4,894	1	2,499	7	16,304
Bengal—Calcutta ...	53	219,000	39	159,392	28	100,820	10	23,758	2	5,003
Do.—Other Ports
British Burmah—Rangoon... ..	12	37,633	5	14,176	1	2,878	1	3,396	1	2,200
Do. —Other Ports ...	8	20,753	3	5,436	4	9,747	1	2,170
Total, British Indian Ports and Ports in Burmah ...	245	748,715	197	603,205	191	523,258	94	311,175	66	213,998
Total, United Kingdom, British Possessions, British India and Burmah ...	687	2,016,916	519	1,437,493	517	1,263,224	414	928,024	339	748,806
FOREIGN COUNTRIES—										
Portugal ...	1	3,134
Austria ...	24	80,202
Belgium ...	4	16,168
France ...	23	68,411	25	73,875	27	72,175	29	87,208	6	16,563
Germany ...	22	101,406
Holland ...	1	2,571	9	13,258	3	8,671
Italy ...	49	126,907	40	98,817	34	83,256	19	44,981	13	32,060
Russia in Europe ...	2	5,521
Do. in Asia ...	3	9,133	1	1,694	1	2,714	1	911
Sweden ...	2	2,241	1	2,130
Spain ...	1	1,600	1	2,862	1	1,873	1	801	2	2,145
Batoum (Black Sea)	2	4,522
Turkey in Europe
Do. in Asia Bassorah ...	7	17,095	2	3,746	3	5,054
Sailing
(Masoowah) ...	15	15,512	22	32,896	6	3,836	6	6,651	23*	21,197*
Assab ...	3	597	1	91	2	294	1	91	3	314
Norway	2	1,448	2	2,045
Jabouti and Obokh ...	61	17,763	63	17,039	61	18,055	43	16,519	22	4,212
Eastern Coast of Africa—Dankali Coast

Sail,
* 1
1

Tons.
.....
2,115

No. 11—concluded.

Total Number and Tonnage of British, British Indian, and Foreign Vessels which entered from Foreign Countries and Ports in British India at the Port of Aden in each official year from 1914-15 to 1918-19—concluded.

Countries from which entered.	1914-1915.		1915-1916.		1916-1917.		1917-1918.		1918-1919.	
	Steam with Cargo.		Steam with Cargo.		Steam with Cargo.		Steam with Cargo.		Steam with Cargo.	
	No.	Tons.	No.	Tons.	No.	Tons.	No.	Tons.	No.	Tons.
FOREIGN COUNTRIES—continued.										
Portuguese East Africa	9	21,128	7	17,308	8	21,748
Eastern Coast of German Possessions	2	6,588
Italian East Africa	3	1,890	1	1,709	1	440	1	2,928
Delagoa Bay (Mozambique)	7	17,471	9	16,038
Madagascar	2	6,107	4	12,885	4	13,531
Brazil
Egypt—Port Said	19	46,038	37	91,794
Do. —Suez	33	41,339	32	30,919
Reunion (Bourbon)	1	2,536	2	5,073
United States	20	70,145	19	63,764	3	10,732	2	5,447	3*	6,474*
North West Africa	1	2,089
Arabia—Jeddah and Hodeida	76	106,963	10	25,283	11	20,263
Do. —Salih
Do. —Muskat
Do. —Gulf Ports	27	3,735	18	5,256	5	545	7	1,935	18	2,061
Red Sea Islands	5	6,957
Do. Ports	4	649	30	6,261	36	5,664	14	6,169	27	22,671
French Colonies (Saigon, Tonquin, and New Caledonia)	13	41,467	16	34,568	7	11,835	3	5,398
China—Treaty Ports... ..	6	19,080	3	6,891	1	1,039
Japan	31	187,492	14	69,821	27	45,721	3	7,910	6	10,065
Java	12	80,430	3	10,843	5	13,254	1	1,911	3	7,878
Sumatra...
Persian Gulf	8	18,433	5	12,065	2	6,381	1	3,603
Philippines	6	14,553	5	11,505	7	12,815	1	801	1	801
Siam	1	2,297	1	1,969
Returned from Sea	3	10,187	2	2,008	5	3,241	3	9,844	10*	13,767
Other Foreign Countries	2	6,263	4	2,541	2	4,320	0	15,220	10	17,764
Total, Foreign Countries ...	517	1,041,655	392	639,822	265	376,434	154	340,697	161	201,355
Grand Total, United Kingdom, British Possessions, British India and Burmah, and Foreign... ..	1,204	3,059,771	901	2,077,315	782	1,630,658	568	11,74,891	500	950,141

Sail.
* 2
† 1
Tons.
3,303
.....

TRADE WITH EACH FOREIGN
COUNTRY AND CHIEF
PORTS IN INDIA.

SHIPPING.
YEARS 1914-15 TO 1918-19.

711

No. 12.

Total Number and Tonnage of British, British Indian, and Foreign Vessels which cleared to Foreign Countries and Ports in British India at the Port of Aden in each official year from 1914-15 to 1918-19.

Countries to which cleared.	1914-1915.		1915-1916.		1916-1917.		1917-1918.		1918-1919.	
	Steam with Cargo.		Steam with Cargo.		Steam with Cargo.		Steam with Cargo.		Steam with Cargo.	
	No.	Tons.	No.	Tons.	No.	Tons.	No.	Tons.	No.	Tons.
UNITED KINGDOM AND BRITISH POSSESSIONS—										
United Kingdom	169	654,515	166	653,841	123	500,998	41	180,102	10	31,201
Egypt, etc.					61	36,752	51	66,407		
Do. Suez					19	24,693	54	144,476	96*	265,371*
Malta									2	4,377
Mauritius Mado and Seychelles	18	37,906	19	57,600	17	46,426	9	22,505		
{ Sailing	1	520	1	520						
Natal and Cape Town	4	15,076	3	7,273			1	2,255		
Perim (Island)	59	11,876	45	7,110	49	8,504	17	5,179	16	36,010
Ceylon	17	49,541	11	33,509	15	42,974	55	146,943	53	130,444
China—Hongkong	2	7,153	4	13,370						
Straits Settlements	10	36,154	2	3,161			9	1,407	6	14,760
Australia	34	175,048	26	130,180	20	111,705			2	4,009
New Zealand	1	185								
Socotra			1	91						
Suakin and Port Sudan	6	13,821	4	7,457	9	8,737	5	3,417	5	3,293
British Somaliland	67	15,464	70	11,544	71	7,799	65	13,743	56†	9,063
Zanzibar	3	9,779	5	14,757	6	14,603	1	979	1	2,501
British East Africa	43	119,180	24	61,143	21	49,763	15	30,740	12	26,333
Total, United Kingdom and British Possessions	483	1,154,333	380	1,001,927	409	853,158	316	646,201	259	517,995
BRITISH INDIA AND BURMAH—										
Bombay—Other Ports									1	2,067
Do. —Chief Port—Bombay	141	407,329	109	326,578	103	340,640	67	220,913	57	185,252
Malabar Coast							1	3,049		
Sind—Karachi	16	39,824	14	30,874	11	30,499	33	75,502	19	46,671
Madras—Madras							1	3,807	2	7,070
Do. —Other Ports			1	2,442					1	1,891
Bengal—Calcutta	106	394,231	89	312,574	63	135,782	25	58,941	13	35,695
Do. —Other Ports										
British Burmah—Bangoon	4	12,902	6	17,786	8	26,468	2	3,112	4	12,354
Do. —Other Ports	6	12,682			2	5,064				
Total, British Indian Ports and Ports in Burmah	273	856,918	189	590,644	167	539,653	129	365,334	97	290,090
Total, United Kingdom, British Possessions, British India and Burmah	756	2,011,251	569	1,592,471	576	1,392,811	445	1,011,535	356	808,085
FOREIGN COUNTRIES—										
Sweden			2	9,160						
Austria	24	51,389								
Belgium	12	42,931								
France	39	112,466	45	111,769	38	83,489	28	70,489	18	40,757
Germany	28	132,641								
Holland	3	7,254	1	4,366	1	3,267				
Italy	20	75,591	36	92,959	28	68,372	11	25,805	4	9,254
Russia in Europe	2	6,202							1	911
Do. in Asia			2	5,343						
Spain and Portugal (Gibraltar)	10	26,777	30	55,231	6	10,350				
Denmark	1	3,263								
Turkey in Europe										
Do. in Asia (Bussorah)	8	17,930	2	4,519			3	6,259	2	6,273
{ Sailing										
Massowah	23	26,558	12	17,374	5	3,050	4	3,443	15	14,507
Jabouti and Obokh	56	9,639	57	11,268	58	12,136	35	13,604	26	9,102
Assab	3	3,462	4	2,321	3	2,213	2	253	2	253
Eastern Coast of Africa—German Possessions	2	6,174								
Do. Italian Possessions	2	1,121	1	2,484	4	6,335	1	2,434	2	2,719

No. 12—concluded.

Total Number and Tonnage of British, British Indian, and Foreign Vessels which cleared to Foreign Countries and Ports in British India at the Port of Aden in each official year from 1914-15 to 1918-19—concluded.

Countries to which cleared.	1914-1915.		1915-1916.		1916-1917.		1917-1918.		1918-1919.	
	Steam with Cargo.		Steam with Cargo.		Steam with Cargo.		Steam with Cargo.		Steam with Cargo.	
	No.	Tons.	No.	Tons.	No.	Tons.	No.	Tons.	No.	Tons.
Foreign Countries—continued.										
Portuguese East Africa ...	6	13,252	9	17,614	1	2,505	1	1,600	5	8,039
Delagoa Bay (Mozambique)...										
Madagascar ...	3	5,936	1	2,536			1	1,875	1	3,024
Egypt—Alexandra ...	20	68,708								
Do. —Port Said ...			7	4,425						
Do. —Suez ...	23	83,348	37	94,964						
Romania ...										
Reunion (Bourbon) ...					1	2,635			1	333
Canada ...										
United States ...	10	34,010	6	17,039	4	12,329				
Arabia—Jeddah and Hodeida ...	75	104,772	10	25,228	8	20,268	1	528		
Do. —Muskat ...	1	2,045	1	2,120						
Do. —Gulf Ports ...	31	4,882	19	3,134	8	318	7	1,429	17	2,819
Red Sea Island ...	4	6,945								
Do. Ports ...	11	14,645	31	6,181	33	5,050	20	6,214	34	15,443
French Colonies (Saigon, Tonquin, and New Caledonia)...			1	3,344			1	2,643		
China—Treaty Ports ...	5	14,080	3	6,717	1	4,193				
Japan ...	27	119,903	1	2,983	1	1,720	1	3,570	1	3,837
Java ...	7	19,730	8	13,204	3	6,795	2	6,263	2	4,247
Persian Gulf ...	14	31,039	2	2,057	1	1,953				
Sumatra and Borneo ...	3	1,957								
Philippines ...	4	13,570	3	10,593	1	2,555	1	801	1	1,344
Siam ...			1	2,182						
Left for Sea ...	5	12,208	6	6,026	3	3,012	3	6,367	10	11,490
Other Foreign Countries ...			2	2,809	2	334			2	3,102
Total, Foreign Countries ...	499	1,044,358	332	487,030	209	258,211	120	163,886	144	143,155
Grand Total, United Kingdom, British Possessions, British India and Burmah, and Foreign...	1,205	8,058,609	901	2,679,610	784	1,650,017	565	1,185,411	500	952,141

Fail Tons.
*1

SHIPPING.
YEARS 1914-15 TO 1918-19.

714

No.

Number and Tonnage of Vessels (Steam and Sailing) of each Nation, Entered and Cleared from and to Foreign

Nationality of Vessels.		FROM AND TO FOREIGN PORTS.																	
		Entered.										Cleared.							
		1914-1915.		1915-1916.		1916-1917.		1917-1918.		1918-1919.		1914-1915.		1915-1916.		1916-1917.		1917-1918.	
		No.	Tons.	No.	Tons.	No.	Tons.	No.	Tons.	No.	Tons.	No.	Tons.	No.	Tons.	No.	Tons.	No.	Tons.
British	Steam.	549	1,431,739	441	1,033,811	357	780,761	218	353,025	334	409,760	536	1,365,494	448	1,055,393	366	722,902	219	385,429
	Sailing.	1	520	1	520	1	520	1	520
British Indian.	Steam.	148	511,415	49	45,395	24	46,364	9	18,141	4	7,532	117	191,240	58	66,806	24	44,521	9	17,926
Foreign	Steam.	294	746,322	213	394,384	210	295,278	184	373,633	146	318,791	278	698,468	205	363,158	216	320,263	153	240,734
	Sailing.
Total of Square Riggered Vessels and Steamers.		993	3,689,896	704	1,474,110	691	1,111,400	410	742,899	434	736,143	933	2,198,691	712	1,489,696	636	1,167,686	351	653,145
Country Crafts		1,275	36,646	1,059	33,632	828	24,073	537	16,338	515	15,257	1,297	37,469	1,045	32,868	861	28,351	678	19,073
Japanese	Steam.	15	40,245	27	20,619	8	15,613	63	133,261	14	37,919	52	19,328	29	14,285
Austrian	Steam.	32	109,691	32	107,667
Belgian	Steam.	1	1,899
Danish	Steam.	3	2,476	3	2,476
Dutch	Steam.	7	10,516	14	31,399	6	14,622	11	29,683	3	8,436	6	8,527	15	33,655	5	13,559	1	4,441
French	Steam.	103	155,764	92	132,093	92	105,071	58	115,244	10	29,081	105	163,660	93	132,262	90	100,357	62	115,799
German	Steam.	54	240,359	48	218,620
Italian	Steam.	69	182,203	69	165,028	46	106,973	26	58,448	18	37,955	56	126,257	58	122,835	59	136,093	27	60,443
Norwegian	Steam.	7	12,163	11	14,160	17	9,692	8	22,395	6	9,920	9	16,440	11	12,280	17	9,692	8	12,511
Russian	Steam.	5	11,783	2	2,610	1	2,120	1	911	5	11,661	1	2,610	1	2,120
Spanish	Steam.	4	8,820	4	9,298	5	11,745	2	1,602	7	15,139	4	6,820	3	7,214	5	11,745	3	1,602
Swedish	Steam.	3	7,657	1	2,120	3	8,328	10	16,551	3	7,489	3	7,057	2	4,426	2	6,529	3	4,643
Turkish	Steam.
	Sailing.
Other Nations.	Steam.	10	27,346	2	3,016	13	16,100	61	114,297	36	70,570	10	29,140	5	10,281	15	20,534	23	36,630
	Sailing.

Countries and Ports in British India, at the Port of Aden, in each official year from 1914-15 to 1918-19.

FROM AND TO PORTS IN BRITISH INDIA.																					
1913-1914.		Entered.										Cleared.									
		1914-1915.		1915-1916.		1916-1917.		1917-1918.		1918-1919.		1914-1915.		1915-1916.		1916-1917.		1917-1918.		1918-1919.	
No.	Tons.	No.	Tons.	No.	Tons.	No.	Tons.	No.	Tons.	No.	Tons.	No.	Tons.	No.	Tons.	No.	Tons.	No.	Tons.	No.	Tons.
263	370,143	116	131,475	128	440,248	119	316,276	88	316,449	39	160,012	162	573,448	125	440,634	110	400,110	80	275,632	57	107,686
...
4	6,532	47	98,643	36	60,056	27	67,565	8	10,638	9	15,597	48	60,322	25	55,085	29	73,057	7	17,843	9	14,607
130	282,429	50	138,653	33	73,901	45	44,397	67	95,753	18	47,489	63	183,648	39	94,925	9	10,164	97	218,791	31	79,297
...
403	661,154	212	368,775	197	603,205	191	523,253	158	491,892	68	213,903	273	856,018	189	590,644	148	482,331	184	512,266	97	291,990
577	19,626	2	379	2	253	71	8,705	40	7,260	4	596	1	128	45	5,560	48	5,573
02	131,067	1	2,282	27	2,232	26	10,222	6	11,915	2	4,603	2	3,523	5	11,579	6	19,248
...	...	17	55,786	17	57,810
...	1	1,899
...
3	6,637	1	2,711	1	2,456	2	4,700	1	1,063	9	24,179	1	2,812
10	20,081	4	10,564	11	28,321	1	2,469	1	1,906	7	27,766
...	...	3	9,244	9	30,983
13	32,953	20	50,531	25	51,070	15	34,005	10	24,989	6	20,266	33	86,477	35	86,301	3	8,347	9	22,994	10	25,035
6	11,830	2	4,257	2	2,001	6	7,302	1	2,454	1	2,117	6	17,136
1	911	1	1,057	1	1,179
6	12,567
...	1	2,308	1	2,530	1	1,799	9	14,433	3	7,469
...
...
20	57,783	2	4,568	3	7,220	3	7,290	13	22,391	5	12,914	52	100,658	11	25,713
...	1	2,526

Number and Tonnage of Country Crafts Distinguishing the Nationality that Entered and Cleared, from and to

EN

Years and Nationality.	Foreign.																				
	Abyssinia Maasowah.		Africa Dauakil Porta.		Zaila.		Berbera.		Balhar.		Somal Coast Ports.		Zanzibar and Adjacent Ports.		Arabian Ports under the Turkish Gov- ernment in the Red Sea.		Independent Ports in the Gulf of Aden.		Ports in the Territories of the Imam of Muscat.		
	No.	Tons.	No.	Tons.	No.	Tons.	No.	Tons.	No.	Tons.	No.	Tons.	No.	Tons.	No.	Tons.	No.	Tons.	No.	Tons.	
1914-15.																					
British Indian	12	358	11	225	71	1,747	35	756	16	323	14	394	23	1,168	
Arab	81	1,814	26	573	19	817	6	194	43	1,900	2	224	45	1,544	248	6,115	14	1,885	
Italian	...	2	142	81	787	1	20	80	2,346	1	16	18	487
Persia	1	57	7	1,224	
French	
Cutch	2	62	1	16	
Turkish	28	595	12	270	2	40	8	125	346	7,609	13	482	
Total	2	142	163	3,554	49	1,083	96	2,743	41	950	143	4,098	3	240	400	9,563	302	8,272	21	3,079	
1915-16.																					
British Indian	3	86	14	301	101	2,543	27	800	30	655	8	208	21	856	5	740	
Arab	40	1,032	32	729	55	1,318	13	268	78	2,369	127	4,503	219	6,591	9	1,176	
Turkish	8	65	1	15	3	64	6	127	86	1,771	1	16	
Italian	4	125	2	38	2	38	84	2,540	14	333	
Persia	
French	6	416	
Cutch	
Total	50	1,308	47	1,045	161	3,962	42	1,156	198	5,791	221	6,482	255	7,846	10	2,564	
1916-17.																					
British Indian	21	346	93	2,024	11	280	23	443	12	218	47	834	14	428	
Arab	3	46	49	1,260	65	1,814	26	486	77	2,098	6	400	18	416	172	6,037	9	1,400	
Turkish	
Italian	5	61	189	2,054	15	117	
Persia	
French	1	9	
Cutch	
Total	9	116	70	1,606	163	3,838	37	746	228	5,184	18	673	18	416	234	6,988	22	1,804	
1917-18.																					
British Indian	15	483	95	2,277	6	162	21	434	1	79	11	202	
Arab	1	24	16	385	49	1,220	10	198	109	2,843	2	62	94	2,635	5	323	
Turkish	
Persia	1	16	1	16	3	90	1	10	67	2	46	1	30	
Italian	1,702	
French	2	11	2	291	
Cutch	
Total	4	51	32	894	149	3,878	17	330	197	4,979	1	79	2	62	107	2,943	6	352	
1918-19.																					
British Indian	2	56	13	311	110	2,519	53	1,230	19	875	4	410	8	215	
Arab	10	244	17	399	56	1,261	17	363	61	1,727	59	2,149	1	35	
Turkish	
Persia	1	17	4	162	1	15	56	1,427	5	114	49	
Italian	2	...	
French	8	660	
Cutch	1	43	2	178	
Total	20	960	31	727	170	3,942	71	1,608	127	3,520	10	566	67	2,364	5	262	

14.

Foreign Ports and Ports in British India, at the Port of Aden in each official year from 1914-15 to 1918-19.

TERED.

										BRITISH INDIA.															
Turkey in Asia (Bussorah).		Portim Island.		Persia.		Returned from Sea.		Total Foreign Countries.		Bombay.		Other Ports.		Malabar Coast.		Total British India.		Ports in the Gulf of Cutch.		Grand Total.		Years and Nationality.			
No.	Tons.	No.	Tons.	No.	Tons.	No.	Tons.	No.	Tons.	No.	Tons.	No.	Tons.	No.	Tons.	No.	Tons.	No.	Tons.	No.	Tons.	1914-15.			
...	...	1	14	4	204	187	5,289	1	161	1	161	1	116	189	5,648	British Indian.			
...	...	2	42	22	2,304	6	142	625	16,914	525	16,914	Arab.			
...	1	61	134	3,661	134	3,661	Italian.			
...	6	1,281	6	1,281	Persia.			
...	French.		
...	3	78	3	78	Cutch.			
...	...	1	5	1	60	10	257	418	9,443	418	9,443	Turkish.			
...	...	4	61	23	2,364	23	724	1,276	36,846	1	161	1	161	1	118	1,277	37,126	Total.			
1915-16.																									
...	...	4	104	2	345	2	40	217	6,937	217	6,937	British Indian.	
5	586	13	202	13	1,320	2	40	605	20,024	605	20,024	Arab.	
...	...	1	14	2	59	103	2,130	103	2,130	Turkish.	
...	...	2	43	16	410	124	3,577	124	3,577	Italian.	
...	Persia.
...	...	1	298	8	28	10	664	10	664	French.	
...	Cutch.
5	586	21	651	15	1,665	26	576	1,059	33,632	1,059	33,632	Total.	
1916-17.																									
...	1	26	226	4,573	1	99	1	99	227	4,672	British Indian.	
12	1,207	4	63	2	116	442	16,036	1	154	1	154	443	16,253	Arab.	
...	Turkish.
...	1	24	150	2,256	150	2,256	Italian.	
...	7	1,136	7	1,136	7	1,136	Persia.	
...	1	9	1	9	French.	
...	Cutch.
12	1,207	4	63	9	1,251	2	60	826	24,072	2	253	2	253	828	24,325	Total.	
1917-18.																									
...	1	79	150	3,760	34	4,327	3	206	1	73	36	4,606	3	226	191	8,598	British Indian.			
11	1,253	5	891	302	9,603	16	2,014	16	2,014	318	11,817	Arab.	
...	Turkish.
1	40	77	1,050	77	1,950	Italian.	
...	1	150	1	150	1	207	1	207	2	357	Persia.	
2	190	1	177	7	669	7	669	French.	
...	12	1,576	12	1,576	1	76	13	1,052	13	1,052	Cutch.	
14	1,493	7	1,218	1	79	537	16,338	63	8,124	3	206	1	73	67	8,403	4	302	606	25,048	Total.			
1918-19.																									
...	200	5,116	11	1,250	...	213	1	209	14	1,669	1	67	215	6,852	British Indian.			
8	834	4	377	1	40	234	7,459	24	3,709	2	...	1	165	25	3,694	259	11,353	Arab.	
...	Turkish.
...	...	1	18	70	1,802	70	1,802	Persia.	
...	Italian.
...	8	660	1	76	1	76	9	736	French.	
...	3	230	6	1,289	1	130	7	1,419	1	135	11	1,774	11	1,774	Cutch.	
8	834	1	18	4	377	1	40	615	15,257	41	6,248	2	213	4	597	47	7,058	2	202	564	22,517	Total.			

SHIPPING.
YEARS 1914-15 TO 1918-19.

718

No.

Number and Tonnage of Country Crafts Distinguishing the Nationality, that Entered and Cleared from and to

CLEAR

Years and Nationality.	FOREIGN.																			
	Abyssinia Massowah Suakin.		Africa Danakil Ports.		Zaila.		Berbera.		Balbar.		Somali Coast Ports.		Zanzibar and Adjacent Ports.		Arabia Ports under the Turkish Gov- ernment in the Red Sea.		Independent Ports in the Gulf of Aden.		Ports in the Territories of the Imam of Muscat.	
	No.	Tons.	No.	Tons.	No.	Tons.	No.	Tons.	No.	Tons.	No.	Tons.	No.	Tons.	No.	Tons.	No.	Tons.	No.	Tons.
1914-15.																				
British Indian	1	6	9	248	7	127	63	1,271	46	1,074	6	136	23	636	23	656	1	108
Arab	70	1,460	15	281	17	1,267	4	158	48	1,550	82	2,402	201	6,940	32	2,010
Turkish	25	504	2	40	1	22	2	40	370	8,112	15	480	8	205
Persia	5	693	1	281
Italian	25	550	1	20	1	20	1	20	87	2,408	10	422	17	494
French	1	114
Cutch	2	45
Total	1	6	129	2,776	25	477	88	3,337	51	1,250	148	4,193	2	45	436	11,031	316	8,321	26	2,418
1915-16.																				
British Indian	11	271	81	1,750	40	914	9	211	21	584	17	545
Arab	6	108	54	833	60	3,150	15	351	130	6,003	3	508	163	5,312	174	4,217
Turkish	3	51	2	135	3	56	86	1,991	1	133
Persia
Italian	70	2,213	6	151	13	262	
French	1	78	1	78
Cutch
Total	6	108	68	1,155	144	5,123	55	1,265	221	8,483	3	508	277	6,116	205	5,182
1916-17.																				
British Indian	23	641	54	1,637	45	894	21	971	1	31	14	296
Arab	1	8	77	1,830	46	2,456	58	1,127	114	3,580	11	1,278	17	499	233	6,707	10	605
Turkish
Persia	1	282	1	282
Italian	4	124	1	30	98	1,848	7	188
French	2	18	1	78
Cutch
Total	1	8	106	2,613	101	4,275	102	2,061	239	6,761	12	1,356	18	530	254	7,181	10	875
1917-18.																				
British Indian	12	369	77	1,952	32	667	14	379	6	625	17	576
Arab	20	482	45	1,220	13	279	100	3,008	3	584	2	62	130	4,584	13	568
Turkish
Persia	1	308
Italian	3	54	4	174	1	10	73	1,739	1	16
French	3	19	2	291
Cutch
Total	3	19	35	904	128	3,537	46	956	187	5,124	9	1,309	2	62	148	6,176	13	874
1918-19.																				
British Indian	42	991	102	2,322	50	1,189	6	239	1	54	7	187	1	254
Arab	1	31	25	560	71	1,611	15	457	76	2,714	7	1,084	63	3,211	13	1,683
Turkish
Persia
Italian	1	46	79	2,046	1	10
French	6	540	1	60	1	76
Cutch	1	42	1	240
Total	7	571	68	1,593	176	4,049	65	1,646	161	5,043	8	1,138	77	8,358	16	2,223

14—concluded.

Foreign Ports and Ports in British India, at the Port of Aden in each official year from 1914-15 to 1918-19.

ED—concluded.

										BRITISH INDIA.													
Turkey in Asia (Bussorah).		Perim Island.		Persia.		Returned from Sea.		Total Foreign Countries.		Bombay.		Other Ports.		Malabar Coast.		Total British India.		Ports in the Gulf of Cutch.		Grand Total.		Years and Nationality.	
No.	Tons.	No.	Tons.	No.	Tons.	No.	Tons.	No.	Tons.	No.	Tons.	No.	Tons.	No.	Tons.	No.	Tons.	No.	Tons.	No.	Tons.		
1	191	2	27	1	285	182	4,858	2	309	2	309	1	161	185	5,328	1914-15.	
5	495	6	1,003	1	6	541	17,639	541	17,309	British Indian.	
1	185	1	5	420	9,552	420	9,552	Arab.	
...	2	307	8	1,281	8	1,281	Turkish.	
...	1	7	143	4,000	143	4,000	Persian.	
...	1	114	1	114	Italian.	
...	2	45	1	126	1	126	2	171	French.	
...	3	171	Cutch.	
7	871	3	32	9	1,575	2	13	1,227	37,499	1	126	2	309	3	435	1	161	1,801	38,085	Total.	
1	39	2	48	1	140	1	28	184	4,539	184	4,539	1915-16.	
14	1,170	12	1,031	631	22,690	631	22,690	British Indian.	
...	95	2,371	95	2,371	Arab.	
...	35	256	35	256	35	256	Turkish.	
...	98	2,046	98	2,046	Persian.	
...	2	150	2	150	Italian.	
...	French.
...	Cutch.
15	1,218	2	48	48	1,427	1	28	1,045	32,658	1,045	32,658	Total.	
...	...	1	18	1	26	180	4,504	1	128	1	128	161	4,632	1916-17.	
8	706	3	129	11	1,046	697	20,151	587	20,151	British Indian.	
...	Arab.
...	4	846	6	1,310	6	1,310	Turkish.	
...	105	2,290	105	2,290	Persian.	
...	3	98	3	98	Italian.	
...	French.
...	Cutch.
6	706	4	147	15	1,892	1	26	861	28,351	1	128	1	128	862	28,479	Total.	
...	...	1	18	159	4,485	23	2,069	3	342	26	3,011	3	255	189	7,761	1917-18.	
...	...	1	24	4	964	330	11,771	12	1,758	1	50	13	1,806	343	13,577	British Indian.	
...	Arab.
...	1	206	2	514	1	150	1	150	3	624	Turkish.	
...	82	1,993	82	1,993	Persian.	
...	5	810	1	177	1	177	6	487	Italian.	
...	1	161	French.	
...	...	2	42	5	1,170	578	19,073	37	4,752	4	392	41	5,114	4	416	623	24,633	Cutch.	
...	209	5,340	12	1,949	10	813	22	2,656	10	927	241	8,823	1918-19.	
...	277	11,320	4	700	4	700	281	12,020	British Indian.	
...	Arab.
...	Turkish.
...	81	2,102	91	2,102	Persian.	
...	8	676	8	676	Italian.	
...	2	289	7	738	2	830	9	1,077	3	213	14	1,678	French.	
...	577	19,625	23	3,281	12	1,153	35	4,433	13	1,140	625	25,199	Cutch.	
...	Total.

IMPORT TRANSHIPMENT
CARGO, 1919-18.

720

No.

NAMES OF ARTICLES.	Origin													
	United Kingdom.	France.	Austria.	Italy.	Germany.	Europe.	Egypt.	Siam and Port Sudan.	Masowah.	Berbera, Bulhar Zela, Jibuti, &c.	Zanzibar and Mainland.	South East Africa.		Italian E. Africa.
	Pack-ages.	Pack-ages.	Pack-ages.	Pack-ages.	Pack-ages.	Other Countries.	Pack-ages.	Pack-ages.	Pack-ages.	Pack-ages.	Pack-ages.	British.	German.	Pack-ages.
Apparel and Haberdashery														
Arms and Ammunition														
Art, works of														
Books and printed matter														
Bristles, Brushes, &c.														
Building materials														
Cabinetware and Furniture														
Candles, excluding Wax														
Canes and Rattans														
Caoutchouc and manufactures														
Carriages and Carts														
Chemical products									130					
Chinese and Japanese Wares														
Clocks and Watches														
Coal and patent Fuel														
Coffee														
Coir and manufactures														
Corals, real														
Cordage and Rope														
Cottons and manufactures										1				
Drugs and Medicines	2									3				
Dyeing and Tanning materials														
Earthenware and Porcelain														
Feathers														
Fireworks														
Flax and manufactures														
Fodder, Grass, &c.														
Fruits and Vegetables														
Glass and Glassware														
Grains and Flour														
Gums and Resins														
Hardware and Outlery														
Hides and Skins, undressed														
Horns														
Instruments														
Ivory														
Jewellery, Plate, &c.														
Jute and manufactures														
Leather and manufactures														
Liquors and Wines	5													
Machinery and Millwork														
Matches									50					
Mats and Matting														
Metals									322					
Oils														
Oil Cloth														
Paints and Colours														
Paper and Pasteboard														
Perfumery														
Pitch, Tar and Dammer														
Provisions	2	1												
Railway Plant and Rolling Stock														
Salt														
Seeds														
Shells	6													
Ships, and parts of														

IMPORT TRANSHIPMENT
CARGO, 1918-19.

722

No. 15-

NAMES OF ARTICLES.	United Kingdom.	France.	Austria.	Italy.	Germany.	Europe.	Egypt.	Sudan and Port Sudan.	Masowah.	Berbera, Bulhar Zella, Jibuti, &c.	Zanzibar and Mainland	South East Africa.		Italian E. Africa.	
	Pack-	Pack-	Pack-	Pack-	Pack-	Other Countries.	Pack-	Pack-	Pack-	Pack-	Pack-	British.	German.	Italian E. Africa.	
	ages.	ages.	ages.	ages.	ages.	Pack-	ages.	ages.	ages.	ages.	ages.	Pack-	Pack-	Pack-	
	ages.	ages.	ages.	ages.	ages.	ages.	ages.	ages.	ages.	ages.	ages.	ages.	ages.	ages.	ages.
Silk and manufactures
Syrp
Spices
Stationery
Sticks and Whips
Stone and Marble
Sugar and Confectionery
Tallow
Tea
Telegraph materials
Toys
Umbrellas
Wax
Wood
Wool and manufactures
Articles by Post
All other articles
Gold Bullion
" Coins
Silver Bullion
" Coins
Total ..	64	1	503	3

Note.—Ordinary type figures denote Transhipment Cargo landed and shipped from Private Wharves. Antique type figures denote Transhipment Cargo in the Stream.

EXPORT TRANSHIPMENT
CARGO, 1918-1919.

724

No.

Names of Articles.	Exports													
	United Kingdom.	France.	Austria.	Italy.	Germany.	Europe.						South East Africa.		Italian East Africa.
	Pack-ages.	Pack-ages.	Pack-ages.	Pack-ages.	Pack-ages.	Other Countries.	Egypt.	Spain.	Messowah.	Berbera, Bulhar, Zella, Jibuti, etc.	Zanzibar and Mainland.	British.	German.	Pack-ages.
Apparel and Haberdashery														
Arms and Ammunition														
Art, works of														
Books and printed matter														
Bristles Brushes, etc.														
Building materials														
Cabinetware and Furniture														
Candles, excluding Wax														
Canes and Baskets														
Caoutchouc and manufactures														
Carriages and Carts														
Chemical products										150				
Chinese and Japanese Wares														
Clocks and Watches														
Coal and patent fuel														
Coffee.														
Coir and manufactures														
Coral, real														
Cordage and Rope														
Cottons and manufactures										1				91
Drugs and Medicines														
Dyeing and Tanning materials														
Earthenware and Porcelain														
Feathers														
Fireworks														
Flax and manufactures														
Fodder, Grass, &c.														
Fruits and Vegetables														
Glass and Glassware														
Grains and Flour														128
Gums and Resins														
Hardware and Cutlery														
Hides and Skins, undressed														
Horns														
Instruments														
Ivory														
Jewellery, Plate, etc.														
Jute and manufactures														
Leather and manufactures														
Liquors and Wines														
Machinery and Millwork														
Matches										50				
Mats and Matting														
Metals										322				
Oils														
Oil Cloth														
Paints and Colours														
Paper and Pasteboard														
Perfumery														
Pitch, Tar and Dammer														
Provisions														
Railway Plant and Rolling Stock														
Salt														
Seed														
Shells										6				
Ships and parts of														

EXPORT TRANSHIPMENT
CARGO, 1918-1919.

726

No.

Names of Articles.	United Kingdom.	France.	Austria.	Italy.	Germany.	Europe.							South East Africa.		Italian East Africa.
	Pack-ages.	Pack-ages.	Pack-ages.	Pack-ages.	Pack-ages.	Other Countries	Egypt.	Suakin.	Marsowah.	Perchra, Bulhar, Zella, Abud, etc.	Zanzibar and Mainland.	British.	German.	Pack-ages.	
Silk and manufactures
Soap
Spices
Stationery
Sticks and Whips
Stone and Marble
Sugar and Confectionery
Tallow
Tea
Telegraph materials
Toys
Umbrellas
Wax
Wood
Wool and manufactures
Articles by Posts
All other articles	27
Gold Bullion
" Coins
Silver Bullion
" Coins
Total	40	506	210

ACCOUNTS OF THE TRADE

OF THE

FRENCH POSSESSIONS IN INDIA

IN THE

Year ending 31st March 1919, and the four preceding years.

ABSTRACT TABLES
FRENCH POSSESSIONS

Note.—These tables have been compiled from statistics furnished by the Government of the French Possessions in India

No. 1

VALUE of the SEA-BORNE FOREIGN and COASTING TRADE, in each Official Year from 1914-15 to 1918-19

		1914-15	1915-16	1916-17	1917-18	1918-19
		£	£	£	£	£
FOREIGN TRADE						
IMPORTS	{ MERCHANDISE	117,436	102,786	525,125	104,667	68,068
	{ TREASURE*
	TOTAL	117,436	102,786	525,125	104,667	68,068
EXPORTS	{ MERCHANDISE	674,355	556,180	620,308	708,557	501,470
	{ TREASURE*
	TOTAL	674,355	556,180	620,308	708,557	501,470
TOTAL IMPORTS AND EXPORTS		791,791	658,966	1,145,433	813,224	569,538
COASTING TRADE						
IMPORTS	{ MERCHANDISE	81,119	66,867	28,372	17,475	107,628
	{ TREASURE*
	TOTAL	81,119	66,867	28,372	17,475	107,628
EXPORTS	{ MERCHANDISE	35,401	31,280	46,189	29,062	29,621
	{ TREASURE*
	TOTAL	35,401	31,280	46,189	29,062	29,621
TOTAL IMPORTS AND EXPORTS		116,520	97,647	74,561	46,537	137,249
TOTAL FOREIGN AND COASTING TRADE		908,311	756,613	1,219,994	859,761	701,787

No. 2

VALUE of the TOTAL IMPORTS and EXPORTS at each PORT, in each Official Year from 1914-15 to 1918-19

		1914-15	1915-16	1916-17	1917-18	1918-19
		£	£	£	£	£
PONDICHERY—						
Imports	{ Foreign countries	82,866	24,107	27,732	20,263	8,470
	{ Coast ports	71,861	57,886	14,167	5,162	97,437
Exports	{ Foreign countries	640,710	521,221	602,808	668,927	470,854
	{ Coast ports	3,101	5,838	5,225	1,967	4,640
TOTAL		757,088	608,552	640,022	696,309	580,919
KARIKAL—						
Imports	{ Foreign countries	84,886	78,168	496,925	84,404	52,758
	{ Coast ports	5,375	4,764	9,894	7,455	4,726
Exports	{ Foreign countries	24,645	34,959	17,500	39,680	22,118
	{ Coast ports	31,819	25,438	40,406	26,858	154,831
TOTAL		146,675	148,317	564,615	157,847	103,931
MAHE—						
Imports	{ Foreign countries	284	521	468	..	1,881
	{ Coast ports	159	216	667	239	296
Exports	{ Foreign countries
	{ Coast ports	468	..
TOTAL		393	737	1,135	737	2,037
YANAON—						
Imports	{ Foreign countries
	{ Coast ports	3,724	3,501	3,854	4,629	5,259
Exports	{ Foreign countries
	{ Coast ports	481	506	468	239	641
TOTAL		4,205	4,007	4,322	4,868	5,900

* Temporarily discontinued

ABSTRACT TABLES
FRENCH POSSESSIONS

(732)

No. 3

VALUE of the IMPORTS by SEA of MERCHANDISE from each FOREIGN COUNTRY and from INDIAN PORTS, in each Official Year from 1914-15 to 1918-19

COUNTRIES	1914-15			1915-16			1916-17			1917-18			1918-19		
	Merchandise	Treasure*	TOTAL	Merchandise	Treasure*	TOTAL	Merchandise	Treasure*	TOTAL	Merchandise	Treasure*	TOTAL	Merchandise	Treasure*	TOTAL
	£			£			£			£			£		
EUROPE—															
United Kingdom	308			920			77				
France	4,907			6,056			6,575			3,810			1,331		
ASIA—															
Straits Settlements	68,395			64,305			116,328			70,265			61,120		
Other Countries	43,826			31,505			400,145			30,592			117		
TOTAL FOREIGN COUNTRIES	117,436			102,786			525,125			104,667			63,068		
BRITISH INDIAN PORTS	78,306			64,042			27,440			17,016			107,131		
FRENCH INDIAN PORTS	2,813			2,325			932			450			497		
TOTAL INDIAN PORTS	81,119			66,367			28,372			17,476			107,628		
GRAND TOTAL	198,555			169,153			553,497			122,142			170,696		

No. 4

VALUE of the EXPORTS by SEA of MERCHANDISE to each FOREIGN COUNTRY and to INDIAN PORTS, in each Official Year from 1914-15 to 1918-19

COUNTRIES	1914-15			1915-16			1916-17			1917-18			1918-19		
	Merchandise	Treasure*	TOTAL	Merchandise	Treasure*	TOTAL	Merchandise	Treasure*	TOTAL	Merchandise	Treasure*	TOTAL	Merchandise	Treasure*	TOTAL
	£			£			£			£			£		
EUROPE—															
United Kingdom	21,406			4,814				
France	394,443			222,816			321,714			160,009			77,975		
AFRICA—															
Reunion	234			201				
ASIA—															
Straits Settlements	111,968			163,859			54,755			238,458			184,087		
OTHER COUNTRIES	146,300			159,590			243,830			319,480			230,408		
TOTAL FOREIGN COUNTRIES	674,355			556,180			620,308			708,557			501,470		
BRITISH INDIAN PORTS	34,811			31,245			44,572			23,526			23,949		
FRENCH INDIAN PORTS	590			35			1,617			536			672		
TOTAL INDIAN PORTS	35,401			31,280			46,189			24,062			24,621		
GRAND TOTAL	709,756			587,460			666,497			732,619			526,091		

* Temporarily discontinued

QUANTITY and VALUE of PRINCIPAL and other ARTICLES of MERCHANDISE IMPORTED by SEA
from FOREIGN COUNTRIES, in each Official Year from 1914-15 to 1918-19

ARTICLES	QUANTITY.					VALUE				
	1914-15	1915-16	1916-17	1917-18	1918-19	1914-15	1915-16	1916-17	1917-18	1918-19
Apparel value	—	—	—	—	—	£ 2,242	£ ..	£ ..	£ ..	£ ..
Candles 100 kilogs	2	2	1	11	19	..	4	5
Canes and rattans 100 kilogs	180	5	8	50	17	609	23	17	272	132
Chemicals 100 kilogs	2,979	4,227	5,031	2,890	2,955	4,992	11,412	11,680	9,688	11,154
Earthenware and Porcelain 100 kilogs	488	..	72	170	59	161	..	0
Furniture and Cabinetware value	—	—	—	—	—	..	108	27	13	27
Glass and Glassware 100 kilogs	34,504	25	7	8	10	135	143	10	26	19
Grain, Pulse, and Flour 100 kilogs	3,081	39	333	374	310	1,507	43	801	404	568
Gums and Resins 100 kilogs	720	850	250	3,781	2,382	819
Liquors—										
Wines and liquors litres	92,574	107,781	74,484	47,052	18,423	4,008	6,035	6,207	2,292	3,397
Metals and Ores 100 kilogs	251,504	110	140	1	..	591	752	45,848	10	..
Oils { 100 kilogs gals.	9,928 1,108,904	6,057 846,602	339,207 ..	44 601,154	15 ..	37,705	26,665	394,241	30,052	70
Paper and Pasteboard 100 kilogs	247	126	13	197	..	499	613	97	610	..
Perfumery 100 kilogs	162	..	30	2,620	..	180
Plants, living 100 kilogs	10,300	188
Provisions and Oilman's stores { 100 kilogs litres	51 2,147	25 3,000	183 2,000	258 550	3 ..	324	240	907	201	54
Spices—										
Betelnuts 100 kilogs	46,450	42,880	45,510	20,900	16,691	45,883	32,258	42,137	30,087	29,910
Pepper 100 kilogs	280	221	102	400	138	955	1,264	2,456	5,582	2,015
Others sorts 100 kilogs	..	3	30	130	5	55	96	..
Sugar 100 kilogs	4,001	13,975	174	2,021	2,280	8,147	6,687	6,897	3,871	5,448
Textiles—										
Cotton—										
Raw 100 kilogs	9	6	2
Manufactures 100 kilogs	45	80	154	120	90	60	2,580	2,183	3,020	2,891
Jute—										
Manufactures— Gunny bags 100 kilogs	270	750	150	1,010	320	716	1,255	322	2,949	1,280
Tobacco 100 kilogs	15,500	156	5	95	..	90	633	29	1,674	3
Wood and timber value	—	—	—	—	—	4,360	4,497	7,581	2,708	..
All other articles "	—	—	—	—	—	313	5,102	422	10,387	5,075
TOTAL MERCHANDISE	—	—	—	—	—	117,436	102,750	525,125	104,667	33,068
TREASURY*	—	—	—	—	—	—	—	—	—	—
TOTAL MERCHANDISE AND TREASURY	—	—	—	—	—	—	—	—	—	—

* Temporarily discontinued

GENERAL EXPORTS
FRENCH POSSESSIONS

(734)

No. 6

QUANTITY and VALUE of PRINCIPAL and other ARTICLES of MERCHANDISE (FOREIGN and INDIAN)
EXPORTED by SEA to FOREIGN COUNTRIES, in each Official Year from 1914-15 to 1918-19

ARTICLES	QUANTITY					VALUE				
	1914-15	1915-16	1916-17	1917-18	1918-19	1914-15	1915-16	1916-17	1917-18	1918-19
Animals, living number	..	100	57	£	£	£	£	£
Apparel value	—	—	—	—	—	3,077	496
Coffee 100 kilogs	23	9	83	61
Dyeing and Tanning substances—										
Indigo 100 kilogs	52	..	5	17	15	437	..	227	745	599
Turmeric 100 kilogs	750	80	192	1	..	800	44	341
Other sorts 100 kilogs	6
Earthenware and Porcelain value	—	—	—	—	—	33	22	26	25	36
Fruits and Vegetables—										
Coconuts 100 kilogs	2,570	1,870	1,510	1,375	349	314
Tamarind 100 kilogs	264,730	610	990	446	1,230	341	561	921	865	1,030
Other sorts 100 kilogs	..	7,050	49	12,860	..	4,190	4,664	12,207	13,010	..
Grain, Pulse, and Flour—										
Rice not in the husk 100 kilogs	17,213	22,404	10,384	16,200	6,386	16,448	19,511	10,957	16,513	9,019
Flour 100 kilogs	244	..	1	440	..	8
Other sorts 100 kilogs	64,564	216	26	19,800	1,201	44	317	20	23,799	18,604
Hides and Skins 100 kilogs	20	110	13	..	50	16	253	22	..	179
Metals and Ores 100 kilogs	5	8
Oils { 100 kilogs litres }	292	98	141	4,408	155	1,031	288	2,090	19,001	1,625
Proteins and Oilman's stores—										
Dry and salted 100 kilogs	..	190	197	39	353	147	128	148	34	463
Other sorts 100 kilogs	70,070	145
Groundnuts 100 kilogs	532,620	429,410	187	56,280	13,130	387,092	149,044	196,304	47,496	99,791
Spices—										
Betelnuts 100 kilogs	4	28	1	2	1	15	111	11	11	6
Chilies 100 kilogs	14	170	10	80	378	77
Other sorts 100 kilogs	263	108	5
Sugar 100 kilogs	21	17	..	6
Textiles—										
Cotton—										
Manufactures 100 kilogs	20,070	45,880	115	30,780	23,330	254,538	371,900	392,150	455,426	369,620
Tobacco 100 kilogs	..	100	28	40	180	5,029	460	156	309	1,007
All other articles value	—	—	—	—	—	302	7,367	3,825	126,354	3,860
TOTAL MERCHANDISE	—	—	—	—	—	874,355	556,180	620,308	708,557	501,470
TREASURE*	—	—	—	—	—	—	—	—	—	—
TOTAL MERCHANDISE AND TREASURE	—	—	—	—	—	—	—	—	—	—

* Temporarily discontinued

QUANTITY and VALUE of PRINCIPAL and other ARTICLES of MERCHANDISE, IMPORTED by SEA
from INDIAN PORTS, in each Official Year from 1914-15 to 1918-19

ARTICLES	QUANTITY					VALUE				
	1914-15	1915-16	1916-17	1917-18	1918-19	1914-15	1915-16	1916-17	1917-18	1918-19
						£	£	£	£	£
Animals, living number	6,880	4,060	3,510	3,181	3,640	581	304	206	254	364
Building and Engineering materials— Bricks and tiles number	15,500	205	..	280	22	3
100 kilogs	2,010	200	30					
Candles 100 kilogs	4	..	4
Canes and Rattans 100 kilogs	500	203	8	..
number	2,000	..					
Chemicals 100 kilogs	5	20	183	..	28	20	95	1,104	..	77
Coal 100 kilogs	30,000	15,000	13,800	21,800	340	3,000	1,500	1,821	3,353	102
Fruits and Vegetables 100 kilogs	232	200	94	2,186	6,209	142	139	82	320	633
number	100					
Furniture and Cabinetware value	—	—	—	—	—	86	15	25
Grain, Pulse, and Flour—										
Rice (husked and unhusked) 100 kilogs	2,070	1,990	1,960	1,910	1,960	878	832	898	996	1,070
Flour 100 kilogs	4,557	3,350	783	..	1	2,348	4,884	1,288	..	3
Other sorts 100 kilogs	1,660	670	740	930	890	1,357	330	392	527	592
Liquors—										
Spirit (arrack) litres	240	5,325	3,100	13	465	448
gallons	600	2,400					
Wines and liqueurs litres	16,720	24,469	26,053	5,687	25,957	2,537	2,058	1,578	1,045	3,848
Metals and Ores 100 kilogs	751	2,350	2	628	2,980	17
Oils 100 kilogs	3,626	..	344	1	277	2,113	530	690	1,014	1,107
litres	2,500					
gals	150	144	..	40	..					
Paper and Pasteboard 100 kilogs	90	49	135	..	47	171	242	562	..	210
Plants, living value	—	—	—	—	—	11,142	622	178	770	..
Provisions and Oilman's stores 100 kilogs	12	8	080	21	12	37	61	504	147	100
litres	158	10	70	86	..					
Seeds—										
Copras 100 kilogs	87	1,960	1,055	29	2,741	1,092
Groundnuts 100 kilogs	3,210	4,209
Spices—										
Retelnuts 100 kilogs	1,581	2,292	6,362	2,510	225	6,088	7,185	5,327	711	582
Pepper 100 kilogs	..	22	88	..	3	2	182	1,423	2	39
Others 100 kilogs	4
Stone and marble value	—	—	—	—	—	..	24	..	24	13
Sugar 100 kilogs	126	674	252	121	120	202	368	848	385	831
Textiles—										
Cotton—										
Raw 100 kilogs	8,780	8,650	5	..	20	39,898	29,534	2	..	87,402
Manufactures 100 kilogs	105	99,018	101	88	168	678	744	704	1,122	1,530
Jute—										
Manufactures—										
Gunny bags 100 kilogs	4,570	5,230	3,618	1,520	140	8,837	10,365	6,290	2,312	886
Tobacco 100 kilogs	108	116	127	112	93	257	360	366	564	546
Wood and timber value	—	—	—	—	—	461	842	448	..	613
All other articles	—	—	—	—	—	476	2,291	2,904	671	1,488
TOTAL MERCHANDISE	—	—	—	—	—	81,119	66,367	28,372	17,475	107,628
TREASURES	—	—	—	—	—	—	—	—	—	—
TOTAL MERCHANDISE AND TREASURE	—	—	—	—	—	—	—	—	—	—

GENERAL EXPORTS
FRENCH POSSESSIONS

(736)

No. 8

QUANTITY and VALUE of PRINCIPAL and other ARTICLES of MERCHANDISE (FOREIGN and INDIAN)
EXPORTED by SEA to INDIAN PORTS, in each Official Year from 1914-15 to 1918-19 .

ARTICLES	QUANTITY					VALUE				
	1914-15	1915-16	1916-17	1917-18	1918-19	1914-15	1915-16	1916-17	1917-18	1918-19
						₹	₹	₹	₹	₹
Apparel value	—	—	—	—	—	4,093
Chemicals 100 kilogs	25,500	..	7	..	22,500	90	..	158	..	81
Coal 100 kilogs	580	30	..
Dyeing and Tanning substances—										
Indigo 100 kilogs	15	4	1	648	194	29
Earthenware and Porcelain value	—	—	—	—	—	984	1,496	1,490	1,038	1,572
Fruits and Vegetables—										
Coconuts { 100 kilogs	2,270	1,322	31
. { number	50,000	17,000					
Tamarind 100 kilogs	220	670	127	5	12	160	557	110	5	6
Other sorts 100 kilogs	..	150	40	..	1,590	..	216	104	..	38
Grain, Pulse, and Flour—										
Rice, in the husk 100 kilogs	485	10,860	192	750	2,420	1,102	3,097	1,322	501	1,651
" not in the husk 100 kilogs	33,050	8,803	32,578	18,610	18,420	25,730	13,000	30,737	19,391	20,591
Other sorts 100 kilogs	598	528	382	50	327	218	269	198	23	244
Hides and Skins 100 kilogs	27	14	22	83	25	38
Liquors—										
Spirit (Arrack) litres	3,000	1,250	97	136
Wines and liqueurs litres	13,460	..	7,830	3,925	528	569	..	1,466	438	109
Manures 100 kilogs	1,080	492	..
Metals and Ore 100 kilogs	2
Oils 100 kilogs	2,028	72	14	30	28	457	108	72	102	106
Provisions and Oilman's stores—										
Dry and salted value	—	—	—	—	—	277	943	575	45	661
Other sorts litres	750	24	40	1	..
Seeds—										
Coriander 100 kilogs	3	48	28	114
Groundnuts 100 kilogs	20	170	1,060	..	90	70	892	1,080	..	64
Spices—										
Chillies 100 kilogs	65	12	31	118	56	125
Other sorts 100 kilogs	55	121	101	256
Textiles—										
Cotton—										
Manufactures 100 kilogs	20	180	182	120	50	92	4,747	7,389	5,645	1,473
Wood and timber 100 kilogs	300	15
All other articles value	—	—	—	—	—	50	35	622	370	2,568
TOTAL MERCHANDISE	—	—	—	—	—	35,401	31,280	46,189	29,002	29,021
TREASURE*	—	—	—	—	—	—	—	—	—	—
TOTAL MERCHANDISE AND TREASURE	—	—	—	—	—	—	—	—	—	—

* Temporarily discontinued

SHIPPING TABLES Nos. 1 TO 11

Note.--The tonnage figures in these tables represent net register tonnage.

SHIPPING—FOREIGN TRADE

ABSTRACT TABLES

No. 1

TOTAL NUMBER and TONNAGE of VESSELS, including their repeated voyages, that ENTERED and CLEARED, with CARGOES and in BALLAST, at PORTS in BRITISH INDIA, in each Official Year from 1914-15 to 1918-19

ENTERED

YEARS	BENGAL		BIHAR AND ORISSA		BOMBAY		SIND		MADRAS		BURMA		TOTAL		
	ves.	tons	ves.	tons	ves.	tons	ves.	tons	ves.	tons	ves.	tons	ves.	tons	
WITH CARGOES—															
1914-15	Steam	310	974,725	557	1,656,704	177	387,196	855	1,292,730	256	684,676	2,155	4,996,121
	Sailing	4	550	189	17,285	162	14,361	346	27,146	35	4,702	785	64,034
1915-16	Steam	315	951,124	453	1,362,636	149	306,131	653	1,031,563	248	624,718	2,015	4,276,172
	Sailing	5	698	261	22,635	222	19,424	346	26,365	7	7,047	841	76,169
1916-17	Steam	299	863,115	437	1,399,299	140	325,370	626	936,186	242	514,256	1,944	3,938,226
	Sailing	5	4,168	317	28,429	461	37,968	503	39,499	19	1,456	1,305	111,490
1917-18	Steam	281	792,106	373	1,045,138	135	303,006	925	740,953	191	397,708	1,905	3,276,911
	Sailing	10	1,453	357	40,829	571	45,122	456	34,790	46	9,334	1,440	131,528
1918-19	Steam	376	1,040,796	401	1,119,059	242	447,343	719	604,958	237	417,937	1,975	3,639,088
	Sailing	8	4,487	312	41,572	351	31,395	391	29,106	89	7,250	1,151	113,900
IN BALLAST—															
1914-15	Steam	191	504,996	56	145,705	90	226,670	188	119,334	67	225,905	612	1,222,610
	Sailing	9	863	413	27,302	13	1,610	435	29,780
1915-16	Steam	202	527,593	158	389,689	119	276,147	242	146,139	130	306,935	651	1,646,503
	Sailing	2	369	13	1,402	446	31,827	36	5,917	502	39,516
1916-17	Steam	213	553,055	200	372,751	159	387,212	187	102,954	203	360,057	662	1,776,029
	Sailing	2	435	110	8,330	584	43,779	101	13,041	797	66,086
1917-18	Steam	117	303,793	61	147,709	303	763,906	62	40,538	277	466,911	630	1,722,967
	Sailing	3	4,587	17	2,166	730	53,831	461	33,939	123	21,719	1,334	116,262
1918-19	Steam	109	330,435	33	85,388	159	359,288	33	27,163	353	607,998	667	1,410,287
	Sailing	5	5,173	38	5,191	331	32,191	355	30,727	140	17,394	869	90,676
TOTAL—															
1914-15	Steam	501	1,479,721	613	1,802,499	267	613,866	1,043	1,412,064	343	910,581	2,767	6,218,731
	Sailing	4	550	189	17,285	171	15,219	758	54,448	48	6,312	1,170	93,814
1915-16	Steam	517	1,478,717	611	1,752,325	268	582,278	1,095	1,177,702	378	981,653	2,809	5,922,675
	Sailing	7	1,067	261	22,635	240	20,926	792	58,192	43	12,964	1,343	116,684
1916-17	Steam	512	1,416,170	637	1,672,050	299	712,582	1,013	1,039,140	445	874,313	2,906	5,714,255
	Sailing	7	4,603	317	28,429	571	46,798	1,087	83,248	120	14,497	2,102	177,675
1917-18	Steam	393	1,095,899	434	1,192,937	438	1,066,912	987	781,511	468	864,619	2,725	5,001,878
	Sailing	13	6,049	374	43,015	1,301	93,953	917	63,729	169	31,053	2,774	247,790
1918-19	Steam	485	1,380,231	434	1,204,447	401	806,631	752	632,136	570	1,025,930	2,042	5,049,375
	Sailing	13	9,660	350	46,703	682	63,586	746	59,928	229	24,644	2,020	204,676

No. 1—continued

TOTAL NUMBER and TONNAGE of VESSELS, including their repeated voyages, that ENTERED and CLEARED with CARGOES and in BALLAST, at PORTS in BRITISH INDIA, in each Official Year from 1914-15 to 1918-19

CLEARED

YEARS	BENGAL		BIHAR AND ORISSA		BOMBAY		SIND		MADRAS		BURMA		TOTAL		
	ves.	tons	ves.	tons	ves.	tons	ves.	tons	ves.	tons	ves.	tons	ves.	tons	
WITH CARGOES—															
1914-15	Steam	497	1,472,737	3	7,732	463	1,359,300	283	661,835	941	1,350,851	391	1,037,880	2,578	5,890,395
	Sailing	4	585	125	12,760	203	18,032	736	54,251	60	7,606	1,128	93,243
1915-16	Steam	567	1,635,381	459	1,297,026	266	579,662	1,115	1,287,423	369	891,753	2,776	5,689,745
	Sailing	8	1,229	212	21,535	370	30,691	816	62,034	87	17,600	1,493	133,089
1916-17	Steam	600	1,673,897	493	1,380,485	284	648,669	1,010	1,074,072	449	911,639	2,836	5,688,762
	Sailing	7	4,393	253	25,031	905	71,537	560	73,533	224	27,182	2,349	201,676
1917-18	Steam	421	1,209,999	430	1,203,348	423	1,038,292	1,006	831,798	489	941,396	2,774	5,224,733
	Sailing	10	5,496	474	54,941	1,560	119,360	823	60,775	218	32,176	3,085	272,748
1918-19	Steam	456	1,333,800	358	963,374	297	688,361	781	736,867	618	1,171,408	2,510	4,898,810
	Sailing	11	7,997	364	51,620	814	78,142	716	67,435	314	38,087	2,219	243,281
IN BALLAST—															
1914-15	Steam	64	204,736	67	188,055	23	58,656	106	95,929	6	11,048	266	558,626
	Sailing	1	40	6	441	44	2,655	51	9,136
1915-16	Steam	47	137,996	27	71,633	11	31,430	13	37,929	4	8,384	102	237,372
	Sailing	2	282	49	3,455	51	3,737
1916-17	Steam	21	70,269	63	44,422	10	28,219	4	8,438	6	16,320	104	166,668
	Sailing	1	615	1	71	87	5,341	89	6,027
1917-18	Steam	21	69,282	12	28,872	3	8,864	1	2,931	2	6,974	39	116,923
	Sailing	8	175	59	3,616	62	3,791
1918-19	Steam	16	53,103	31	66,351	6	13,364	2	1,900	4	4,012	59	138,736
	Sailing	3	490	3	125	65	3,455	1	39	72	4,109
TOTAL—															
1914-15	Steam	561	1,677,473	3	7,732	530	1,547,355	306	720,693	1,047	1,446,781	397	1,048,928	2,844	6,448,961
	Sailing	4	585	126	12,809	209	18,473	780	56,906	60	7,606	1,179	96,379
1915-16	Steam	614	1,771,377	486	1,368,659	277	611,092	1,128	1,325,352	373	900,137	2,878	5,977,117
	Sailing	8	1,229	214	21,817	370	30,691	865	65,489	87	17,600	1,544	139,826
1916-17	Steam	621	1,744,166	556	1,424,907	294	676,688	1,014	1,082,510	455	926,959	2,940	5,855,430
	Sailing	7	4,393	254	25,646	906	71,609	1,047	78,874	224	27,182	2,438	207,703
1917-18	Steam	442	1,279,231	442	1,232,220	431	1,047,156	1,007	834,729	491	948,270	2,813	5,341,656
	Sailing	10	5,496	477	55,116	1,569	119,360	832	64,391	218	32,176	3,147	276,539
1918-19	Steam	472	1,391,903	389	1,029,725	308	701,725	783	738,767	622	1,175,420	2,569	5,037,540
	Sailing	11	7,997	367	52,110	817	78,267	781	70,890	315	38,126	2,291	247,890

ABSTRACT TABLES
SHIPPING

(740)

No. 2

TRADE WITH

TOTAL NUMBER and TONNAGE of BRITISH, BRITISH INDIAN, and FOREIGN VESSELS, and NATIVE at PORTS in BRITISH INDIA, in each Official

COUNTRIES WHENCE ENTERED	1914-15						1915-16						With Cargoes	
	With Cargoes		In Ballast		Total		With Cargoes		In Ballast		Total			
	ves.	tons	ves.	tons	ves.	tons	ves.	tons	ves.	tons	ves.	tons	ves.	tons
UNITED KINGDOM AND BRITISH POSSESSIONS—														
UNITED KINGDOM	404	1,510,728	15	99,050	419	1,549,778	330	1,298,197	14	36,420	344	1,334,617	296	1,170,900
GIBRALTAR	1	1,406	1	1,406
MALTA AND GOZO	4	9,235	4	9,235	16	41,537	16	41,537
ADEN AND DEPENDENCIES	56	148,362	31	78,491	87	221,853	44	104,060	27	69,482	71	167,532	47	116,461
BAHRIN ISLANDS	2	1,907	2	1,907	2	2,643	2	2,643	2	8,209
MALDIVES	7	522	4	299	11	821	12	926	12	926	41	4,110
CYLON	628	568,015	294	403,189	922	971,204	709	558,546	380	519,253	1,089	1,077,799	606	423,314
FEDERATED MALAY STATES	364	30,497	426	28,912	790	59,399	319	24,027	465	34,818	784	58,840	426	28,792
STRAITS SETTLEMENTS (INCLUDING LABUAN)	175	376,209	51	111,961	226	488,170	157	292,499	58	88,972	210	381,471	181	332,893
BRITISH BORNEO	1	458	1	458
TERRITORY OF PAPUA
HONGKONG	25	62,909	3	5,557	28	68,466	24	53,880	1	2,892	25	56,772	33	68,148
EGYPT	24	65,111	310	522,715	240	587,826	80	77,899
CAPE COLONY	1	2,827	4	12,225	5	15,052	4	11,183	3	7,672	7	18,810	4	6,822
NATAL	39	84,510	18	53,975	57	138,485	38	83,198	11	26,241	49	109,439	30	79,317
MAURITIUS AND DEPENDENCIES (INCLUDING SEYCHELLES)	21	55,232	16	50,752	37	105,984	14	41,770	16	51,972	30	93,742	9	25,842
EAST AFRICAN PROTECTORATE (INCLUDING ZANZIBAR AND PEMBA)	11	28,923	5	15,891	16	44,814	6	12,421	5	14,321	11	26,742	3	6,599
SOMALILAND	1	2,306	1	2,306	1	2,422	1	2,422	2	3,796
CANADA	1	2,755	1	3,677	2	6,432
BRITISH WEST INDIA ISLANDS
BRITISH GULANA	1	2,103	1	2,103
AUSTRALIAN COMMONWEALTH	53	177,290	3	11,079	56	188,369	30	117,025	7	27,776	37	144,801	40	166,524
NEW ZEALAND	1	2,950	1	2,950
FIJI ISLANDS	1	2,157	2	4,314	3	6,471	2	4,312	2	4,312	1	2,157
TOTAL UNITED KINGDOM AND BRITISH POSSESSIONS	1,419	3,019,587	448	801,499	1,967	3,821,086	1,384	2,645,850	751	1,407,565	2,185	4,053,415	1,346	2,482,317
	379	31,865	430	29,211	809	61,076	357	33,847	478	37,199	835	71,048	504	36,667
Total	1,798	3,051,452	878	830,710	2,076	3,882,162	1,741	2,679,697	1,229	1,444,764	2,970	4,124,463	1,850	2,518,984
FOREIGN COUNTRIES—														
RUSSIA	2	2,351	1	1,028	3	3,379	7	7,922	6	9,147	13	17,069	9	12,788
SWEDEN	9	25,176	9	25,176	18	47,127	18	45,127	8	18,244
NORWAY	7	18,772	7	18,772	7	19,673	7	19,678	8	8,531
DENMARK	1	2,217	1	2,217
GERMANY	44	148,854	44	148,854
HOLLAND	3	7,960	1	4,100	4	12,060	1	4,164	1	4,164	1	3,806
BELGIUM	11	46,637	11	46,637
FRANCE	7	20,895	4	8,737	11	29,632	1	2,233	5	11,574	6	13,812
SPAIN
ITALY	7	17,950	7	17,950	17	45,531	1	2,960	18	48,491	13	34,220
AUSTRIA-HUNGARY	45	120,894	7	19,048	52	139,942	48	124,393	15	41,001	63	165,394	32	83,091
BULGARIA	21	69,387	3	8,632	24	78,019
BULGARIA
GREECE	3	6,367	3	6,367	1	1,821	10	24,927	11	26,748
TURKEY, EUROPEAN (INCLUDING CRETE OR CANDIA)
TURKEY, ASIATIC	129	232,786	9	18,688	138	251,474	111	159,066	7	17,133	118	176,199	113	176,495
ARABIA	106	11,160	3	361	109	11,521	182	17,673	5	679	187	18,352	378	35,154
ARABIA	4	4,942	3	7,037	7	11,979	3	6,524	3	6,524	9	14,031
ARABIA	191	16,406	1	69	192	16,475	253	20,555	18	1,294	266	21,849	315	27,240

EACH COUNTRY

CRAFT, including their repeated voyages, that ENTERED with CARGOES and in BALLAST from each COUNTRY, Year from 1914-15 to 1918-19

1916-17				1917-18						1918-19						COUNTRIES WHENCE ENTERED	
In Ballast		Total		With Cargoes		In Ballast		Total		With Cargoes		In Ballast		Total			
ves.	tons	ves.	tons	ves.	tons	ves.	tons	ves.	tons	ves.	tons	ves.	tons	ves.	tons		
15	30,785	311	1,210,685	183	740,226	11	31,481	194	771,707	205	797,981	8	23,515	213	821,496	Steam	UNITED KINGDOM AND BRITISH POSSESSIONS--
..	Sailing	UNITED KINGDOM
..	2	5,553	2	5,553	Steam	GIBRALTAR
5	14,374	5	14,374	1	2,170	1	2,170	Steam	MALTA AND GOZO
36	86,304	83	202,875	41	87,477	28	59,094	69	146,571	42	81,318	27	68,962	69	160,280	Steam	ADEN AND DEPENDENCIES
1	110	8	990	15	1,726	7	931	22	2,657	22	4,402	5	857	27	5,259	Sailing	BAHRAIN ISLANDS
..	..	2	3,209	7	9,147	7	9,147	2	2,606	2	2,679	4	5,185	Steam	BAHRAIN ISLANDS
6	481	47	4,591	24	1,879	48	3,319	72	5,198	13	1,422	26	1,958	39	3,380	Sailing	MALDIVES
1	130	12	1,307	11	1,012	2	282	13	1,294	9	1,108	2	192	11	1,300	Sailing	MALDIVES
391	536,833	1,057	980,147	337	418,207	210	408,383	1,047	326,860	703	485,841	193	485,639	896	971,480	Steam	CYPRUS
672	54,586	1,098	83,378	452	35,507	534	42,950	986	78,157	410	31,903	462	42,461	872	74,364	Sailing	CYPRUS
1	2,708	3	6,124	Steam	FEDERATED MALAY STRAITS SETTLEMENTS (INCLUDING LABUAN)
130	139,777	311	472,670	154	207,807	172	208,287	326	509,004	186	207,150	181	199,560	367	466,710	Steam	FEDERATED MALAY STRAITS SETTLEMENTS (INCLUDING LABUAN)
1	163	14	1,800	37	7,536	5	492	42	4,028	69	6,414	5	370	74	6,784	Sailing	FEDERATED MALAY STRAITS SETTLEMENTS (INCLUDING LABUAN)
..	Steam	BRITISH BORNEO
..	Steam	TERRITORY OF PAPUA
1	1,900	34	70,138	27	47,489	27	47,489	38	68,054	1	1,400	39	69,544	Steam	HONGKONG
170	444,081	209	522,580	40	119,060	170	447,975	210	567,035	63	183,703	139	369,268	202	552,971	Steam	EGYPT
2	5,338	6	16,160	2	5,733	1	3,354	3	9,087	1	5,190	1	5,190	Steam	CAPE COLONY
1	1,800	1	1,800	1	1,881	1	831	2	2,712	2	4,054	2	4,054	Sailing	CAPE COLONY
20	57,436	50	136,753	25	61,305	6	19,079	31	80,384	27	66,423	6	12,052	33	78,475	Steam	NATAL
..	1	61	5	8,904	6	8,965	Sailing	NATAL
9	31,875	18	57,717	9	26,498	2	4,098	11	30,591	13	36,344	13	36,344	Steam	MAURITIUS AND DEPENDENCIES (INCLUDING SEYCHELLES)
..	2	809	2	809	Sailing	MAURITIUS AND DEPENDENCIES (INCLUDING SEYCHELLES)
4	10,217	7	16,816	5	13,288	5	13,288	9	24,211	9	24,211	Steam	EAST AFRICAN PROTECTORATE (INCLUDING ZANZIBAR AND PEMBA)
..	..	6	561	5	372	5	372	35	3,253	36	3,253	Sailing	EAST AFRICAN PROTECTORATE (INCLUDING ZANZIBAR AND PEMBA)
..	..	2	3,796	2	2,788	1	2,667	3	5,455	Steam	SOMALILAND
..	Steam	CANADA
1	2,149	1	2,149	Steam	BRITISH WEST INDIA ISLANDS
..	Steam	BRITISH GUIANA
9	31,313	49	187,337	40	161,661	1	5,983	41	157,650	54	205,965	54	205,965	Steam	AUSTRALIAN COMMONWEALTH
..	2	5,712	2	5,712	Steam	NEW ZEALAND
..	..	1	2,167	Steam	FIJI ISLANDS
803	1,404,870	2,149	3,837,187	1,374	1,789,433	60	1,108,110	1,979	3,187,593	1,343	2,224,786	557	1,163,165	1,900	3,387,951	Steam	TOTAL UNITED KINGDOM AND BRITISH POSSESSIONS
692	57,320	1,186	93,987	546	45,674	602	77,409	1,148	102,383	560	49,311	502	49,892	1,062	99,203	Sailing	TOTAL UNITED KINGDOM AND BRITISH POSSESSIONS
1,486	1,462,190	3,335	3,931,174	1,920	2,035,457	1,207	1,285,519	3,127	3,290,976	1,903	2,274,097	1,059	1,213,057	2,962	3,487,154	Total	TOTAL UNITED KINGDOM AND BRITISH POSSESSIONS
2	2,056	11	14,844	2	2,085	2	2,085	2	1,865	2	1,865	Steam	FOREIGN COUNTRIES--
..	..	8	18,244	5	12,888	5	12,888	5	13,955	5	13,955	Steam	RUSSIA
..	..	3	8,531	4	10,643	4	10,643	8	22,146	8	22,146	Steam	SWEDEN
..	Steam	NORWAY
..	Steam	DENMARK
..	Steam	GERMANY
..	..	1	3,806	Steam	HOLLAND
..	1	2,259	1	2,259	Steam	BELGIUM
14	33,325	14	38,325	5	14,629	19	52,973	24	67,002	14	40,082	2	5,806	16	45,888	Steam	FRANCE
..	1	2,817	1	2,817	Sailing	FRANCE
..	..	13	34,220	8	17,918	1	2,366	9	20,284	9	7,386	9	7,386	Steam	SPAIN
37	64,461	69	177,552	26	67,462	65	176,014	91	248,476	13	33,968	20	49,596	38	83,564	Steam	ITALY
..	Steam	AUSTRIA-HUNGARY
..	Steam	BULGARIA
4	7,911	4	7,911	44	106,284	44	106,284	23	52,841	23	52,841	Steam	GREECE
1	2,668	1	2,668	Steam	TURKEY, EUROPEAN (INCLUDING CRETE OR LANDIA)
36	73,270	149	249,774	74	127,871	31	70,836	105	108,707	102	180,753	39	75,405	141	256,158	Steam	TURKEY, ASIATIC
17	1,681	895	36,835	290	29,234	85	7,959	375	37,193	179	19,007	111	11,459	290	30,466	Sailing	TURKEY, ASIATIC
1	1,973	10	16,004	5	4,295	1	759	6	5,054	11	12,054	2	3,851	13	15,905	Steam	ARABIA
55	4,427	370	31,667	359	32,623	279	21,371	638	53,890	246	27,669	131	14,547	377	42,216	Sailing	ARABIA

ABSTRACT TABLES
SHIPPING

(742)

No. 2—continued

TRADE WITH

TOTAL NUMBER and TONNAGE of BRITISH, BRITISH INDIAN, and FOREIGN VESSELS, and NATIVE at PORTS in BRITISH INDIA, in each Official

COUNTRIES WHENCE ENTERED	1914-15						1915-16						With Cargoes		
	With Cargoes		In Ballast		Total		With Cargoes		In Ballast		Total				
	ves.	tons	ves.	tons	ves.	tons	ves.	tons	ves.	tons	ves.	tons	ves.	tons	
FOREIGN COUNTRIES—contd.															
PERSIA	Steam	33	43,928	5	11,825	38	55,753	11	24,283	5	7,554	16	31,817	22	46,071
	Sailing	41	3,386	1	139	42	3,525	39	3,376	6	343	45	3,719	93	7,280
HENJAN ISLAND	Steam	1	2,474	1	2,474	
	Sailing	
SUMATRA	Steam	6	14,638	15	40,194	21	54,832	6	14,119	19	37,548	25	51,665	23	40,010
JAVA	Steam	71	233,735	6	16,969	77	250,704	70	272,097	5	14,400	84	286,497	63	225,773
	Sailing	
BORNEO	Steam	23	57,852	1	3,159	24	61,011	24	49,146	24	49,146	13	20,344
CELEBES AND OTHER ISLANDS	Steam	1	878	1	3,160	2	4,039	4	13,786	4	13,786	1	3,967
SIAM	Steam	27	23,185	1	2,531	28	25,716	26	19,242	26	19,242	29	20,473
	Sailing	4	59	4	59	2	17	2	17	4	100
INDO-CHINA (INCLUDING COCHIN-CHINA, CAMBODIA, ANNAM, AND TONKIN)	Steam	1	2,216	1	2,216	1	2,469	1	2,469
PHILIPPINES	Steam	2	4,386	2	4,386	1	5,817	1	5,817	3	9,147
FORMOSA	Steam
CHINA (EXCLUSIVE OF HONG-KONG AND MACAO)	Steam	44	143,533	1	2,997	45	146,530	42	137,878	1	3,005	43	140,883	33	107,315
JAPAN	Steam	120	377,866	10	24,376	130	402,242	126	374,469	4	7,972	130	382,441	152	408,203
EGYPT	Steam	18	47,923	64	159,806	82	207,729
TRIPOLI	Steam
TUNIS	Steam	1	4,465	1	4,465
ALGERIA	Steam	1	1,998	1	1,998
CANARY ISLANDS	Steam	1	4,379	1	4,379
PORTUGUESE EAST AFRICA	Steam	23	60,548	13	41,984	36	102,532	18	45,437	13	36,739	31	82,226	5	13,832
	Sailing	2	268	2	268	3	341	3	341	5	473
MADAGASCAR	Steam	2	6,561	2	6,561	
	Sailing	6	538	6	538	2	66	2	66	1	40
ARGENTINE REPUBLIC	Steam	2	6,128	2	6,128	2	5,512	2	5,512	2	10,045
	Sailing	
REUNION	Steam	1	2,317	1	2,317	
GERMAN EAST AFRICA	Steam	
	Sailing	
ITALIAN EAST AFRICA (ERITREA AND SOMALILAND)	Steam	7	16,333	7	16,333	11	28,251	2	4,151	13	32,404	3	7,761
	Sailing	6	352	6	352	3	292	3	292	3	922
FRENCH SOMALILAND	Steam	6	14,363	6	14,363	1	1,873	2	4,891	3	6,754
	Sailing	
UNITED STATES OF AMERICA	Steam	63	210,505	3	8,156	66	218,661	63	217,537	2	7,016	70	224,553	50	163,128
	Sailing	2	4,214
CHILE	Steam	1	3,629
DUTCH GUIANA	Steam
URUGUAY	Sailing
ISLANDS IN THE PACIFIC	Steam	8	24,545	8	24,545
TOTAL FOREIGN COUNTRIES	Steam	736	1,976,534	164	421,111	900	2,397,645	634	1,630,322	100	288,938	734	1,909,260	593	1,455,909
	Sailing	356	32,169	5	569	361	32,738	484	42,320	24	2,316	508	44,636	301	74,823
	Total	1,092	2,008,703	169	421,680	1,261	2,430,383	1,118	1,672,642	124	291,254	1,242	1,913,896	1,399	1,530,732
TOTAL, UNITED KINGDOM, BRITISH POSSESSIONS, AND FOREIGN COUNTRIES	Steam	2,155	4,996,121	612	1,222,610	2,767	6,218,731	2,018	4,276,172	851	1,646,603	2,869	5,922,675	1,914	3,038,226
	Sailing	735	64,034	435	29,780	1,170	93,814	841	76,169	502	39,515	1,343	115,684	1,305	111,490
	Total	2,890	5,060,155	1,047	1,252,390	3,937	6,312,545	2,859	4,352,341	1,353	1,686,118	4,212	6,038,359	3,219	3,149,716

EACH COUNTRY

CRAFT, including their repeated voyages, that ENTERED with CARGOES and in BALLAST from each COUNTRY, Year from 1914-15 to 1918-19—continued

1910-17				1917-18						1918-19						COUNTRIES WHENCE ENTERED	
In Ballast		Total		With Cargoes		In Ballast		Total		With Cargoes		In Ballast		Total			
ves.	tons	ves.	tons	ves.	tons	ves.	tons	ves.	tons	ves.	tons	ves.	tons	ves.	tons		
3	5,142	25	51,213	44	77,421	9	12,975	53	90,398	178	230,807	4	9,436	182	290,243	Steam	FOREIGN COUNTRIES— contd.
34	2,524	127	9,804	223	18,988	329	22,947	552	41,935	134	13,114	118	12,401	252	25,515	Sailing	
..	2	3,842	2	4,958	4	8,800	Steam	HENDJAN ISLAND
..	4	890	4	890	Sailing	
28	58,958	50	98,968	17	26,678	20	31,452	37	58,130	8	17,594	5	11,905	18	29,599	Steam	SUMATRA
2	4,868	70	230,641	54	166,745	3	7,422	57	174,167	58	160,904	1	2,118	54	163,022	Steam	JAVA
..	1	1,688	1	1,688	Sailing	
..	..	18	26,344	6	13,169	6	13,169	10	18,656	10	18,656	Steam	BORNEO
..	..	1	2,967	2	7,460	2	7,460	Steam	CELEBES AND OTHER ISLANDS
..	..	20	20,473	38	23,006	33	23,006	19	12,435	19	12,435	Steam	SIAM
9	138	18	238	4	191	31	902	35	1,093	16	594	6	230	22	794	Sailing	
..	2	2,353	2	2,353	Steam	INDO-CHINA (INCLUDING COCHIN-CHINA, CAMBODIA, ANNAM AND TONKIN)
1	3,131	4	12,278	2	3,096	1	3,344	3	6,440	Steam	PHILIPPINES
..	Steam	FORMOSA
1	3,096	34	110,411	23	82,034	1	4,006	27	86,040	14	44,516	2	4,448	16	48,964	Steam	CHINA (EXCLUSIVE OF HONGKONG AND MAOAO)
7	17,178	169	425,381	141	370,411	4	11,416	145	381,827	113	314,014	113	314,014	Steam	JAPAN
..	Steam	EGYPT
..	1	2,260	1	2,260	1	1,679	1	1,679	Steam	TRIPOLI
1	2,874	1	2,874	Steam	TUNIS
..	1	3,691	1	3,691	Steam	ALGERIA
..	Steam	CANARY ISLANDS
13	33,730	16	47,562	11	31,593	4	13,707	15	45,300	7	23,369	3	8,921	10	31,390	Steam	PORTUGUESE EAST AFRICA
..	..	5	473	5	510	5	510	7	1,935	1	2,147	8	4,082	Sailing	
2	5,939	2	5,939	2	5,409	2	5,409	2	4,765	2	4,765	Steam	MADAGASCAR
..	..	1	40	8	909	8	909	2	95	2	95	Sailing	
..	..	2	10,045	5	16,304	2	4,930	7	21,234	2	6,469	2	6,469	Steam	ARGENTINE REPUBLIC
..	2	3,756	2	3,756	Sailing	
..	1	2,500	1	2,500	Steam	REUNION
1	3,067	1	3,067	Steam	GERMAN EAST AFRICA
..	1	74	1	74	Sailing	
..	..	3	7,761	7	16,009	7	16,009	10	24,163	10	24,163	Steam	ITALIAN EAST AFRICA (SOMALIA AND SOMALILAND)
..	..	3	322	4	377	1	155	5	532	4	158	4	158	Sailing	
5	12,508	5	12,508	2	3,721	2	3,721	2	4,964	3	6,223	5	11,187	Steam	FRENCH SOMALILAND
..	1	290	1	290	Sailing	
..	..	50	183,123	53	193,677	2	7,178	55	200,855	53	186,492	2	7,594	55	194,086	Steam	UNITED STATES OF AMERICA
..	..	2	4,214	Sailing	
..	..	1	3,629	1	3,629	1	3,629	Steam	CHILE
..	Steam	DUTCH GUIANA
..	1	1,373	1	1,373	Sailing	URUGUAY
..	Steam	ISLANDS IN THE PACIFIC
159	371,159	757	1,827,068	531	1,289,428	215	524,857	746	1,814,285	632	1,414,302	110	247,122	742	1,661,424	Steam	TOTAL FOREIGN COUNTRIES
115	8,766	916	89,588	804	65,554	732	58,853	1,626	144,407	591	64,580	367	40,784	958	105,372	Sailing	
274	379,924	1,673	1,910,656	1,425	1,374,982	947	583,710	2,372	1,958,692	1,223	1,478,891	477	287,906	1,700	1,766,797	Total	
962	1,776,029	2,906	5,714,255	1,905	3,278,911	620	1,782,967	2,725	5,001,878	1,975	3,639,088	667	1,410,287	2,642	5,049,375	Steam	TOTAL UNITED KINGDOM, BRITISH POSSESSIONS, AND FOREIGN COUNTRIES
797	66,085	2,102	177,575	1,440	131,528	1,334	116,262	2,774	247,790	1,151	113,900	869	90,076	2,020	204,576	Sailing	
1,759	1,842,114	5,008	5,891,830	3,345	3,410,439	2,154	1,899,229	5,499	5,249,668	3,126	3,752,988	1,536	1,500,363	4,662	5,253,951	Total	

ABSTRACT TABLES
SHIPPING

(744)

No. 3

TRADE WITH

TOTAL NUMBER and TONNAGE of BRITISH, BRITISH INDIAN, and FOREIGN VESSELS, and NATIVE from PORTS in BRITISH INDIA, in each Official

COUNTRIES TO WHICH CLEARED	1914-15						1915-16						With Cargoes	
	With Cargoes		In Ballast		Total		With Cargoes		In Ballast		Total			
	ves.	tons	ves.	tons	ves.	tons	ves.	tons	ves.	tons	ves.	tons	ves.	tons
UNITED KINGDOM AND BRITISH POSSESSIONS—														
UNITED KINGDOM	Steam 554	1,866,345	3	10,281	557	1,876,626	635	2,048,091	3	5,118	637	2,053,809	588	1,980,851
	Sailing	5	8,348	5	8,348	1	1,380
GIBRALTAR	Steam 1	2,498	1	2,498	2	5,059	2	5,059
MALTA AND GOZO	Steam 6	15,961	6	15,961	2	5,129
ADEN AND DEPENDENCIES	Steam 38	91,492	2	3,210	40	94,702	30	69,660	30	69,660	30	77,812
	Sailing 2	255	2	255	12	1,502	12	1,502	21	2,059
BAHRAIN ISLANDS	Steam	2	4,768	2	4,768	1	1,240
	Sailing 20	1,763	20	1,763	45	3,945	45	3,945	88	7,724
MALDIVES	Sailing 12	1,515	12	1,515	17	1,675	17	1,675	14	1,301
CYLON	Steam 782	805,281	101	94,496	883	899,777	969	796,697	10	29,368	979	826,065	930	712,861
	Sailing 761	57,422	44	2,655	805	60,077	809	60,292	49	2,455	858	62,747	1,085	87,667
STRAIT SETTLEMENTS (INCLUDING LABUAN)	Steam 213	462,181	9	27,715	222	489,896	206	389,086	8	20,962	214	410,048	285	504,234
	Sailing 2	127	2	127	1	60	1	60	19	1,057
FEDERATED MALAY STATES	Steam 1	849	4	8,000	5	8,849	6	17,211
BRITISH BORNEO	Steam 1	458	1	458	1	2,483	1	2,483
HONGKONG	Steam 7	11,748	7	11,748	6	12,364	6	12,364	19	44,082
EGYPT	Steam	21	51,992	9	27,244	30	79,236	86	85,474
SIERRA LEONE	Steam	1	2,670
St. HELENA	Steam
CAPE COLONY	Steam 5	11,322	5	11,322	3	7,846	3	7,846	6	12,177
NATAL	Steam 26	55,151	19	56,523	45	111,673	26	60,000	1	3,302	27	63,311	19	65,439
MAURITIUS AND DEPENDENCIES (INCLUDING SWICHELING)	Steam 18	49,182	18	49,182	13	38,124	13	38,124	13	37,578
	Sailing	1	442	1	442
EAST AFRICAN PROTECTORATE (INCLUDING ZANZIBAR AND PEMBA)	Steam 14	36,071	14	36,071	12	23,272	1	4,055	13	27,327	16	35,946
	Sailing 13	1,573	13	1,573	12	1,944	12	1,944	18	2,145
SOMALILAND	Steam 1	3,360	1	3,360	3	7,186	3	7,186	2	3,796
	Sailing
CANADA	Steam
BRITISH WEST INDIA ISLANDS	Steam	1	2,831	1	2,831	6	13,432
BRITISH GUIANA	Steam 1	2,170	1	2,170	2	4,396
AUSTRALIAN COMMONWEALTH	Steam 85	131,493	6	9,163	91	140,656	41	155,710	1	3,311	42	159,021	47	173,326
NEW ZEALAND	Steam 3	10,749	3	10,749	6	19,085	6	19,085	5	14,884
FUJI ISLANDS	Steam 2	4,314	2	4,314	7	15,240	7	15,240	4	8,654
TOTAL UNITED KINGDOM AND BRITISH POSSESSIONS	Steam 1,708	3,561,225	144	209,387	1,852	3,770,612	1,983	3,707,610	33	95,843	2,016	3,803,453	2,018	3,751,797
	Sailing 810	62,655	44	2,655	854	65,310	902	78,208	49	3,455	951	81,663	1,246	104,183
	Total 2,518	3,623,880	188	212,042	2,706	3,835,922	2,885	3,785,818	82	99,298	2,967	3,885,116	3,264	3,855,980
FOREIGN COUNTRIES—														
RUSSIA	Steam 17	30,409	17	30,409	31	55,810	31	55,810	24	33,347
SWEDEN	Steam 5	10,180	5	10,180	10	25,426	10	25,426	5	13,242
NORWAY	Steam 2	4,219	2	4,219	3	7,950	3	7,950	3	8,740
DENMARK	Steam 3	7,340	3	7,340	2	4,547	2	4,547
GERMANY	Steam 58	178,152	58	178,152
HOLLAND	Steam 14	47,915	14	47,915	9	29,576	1	3,090	10	32,666	5	17,383
BELGIUM	Steam 29	91,968	1	2,250	30	94,218
FRANCE	Steam 88	251,590	88	251,590	109	259,949	2	4,928	102	264,947	91	226,816
SPAIN	Steam 2	4,350	2	4,350	5	11,976	5	11,976	3	9,150
PORTUGAL	Steam 1	1,548	1	1,548	5	11,404	1	2,791	6	14,195	2	5,746
ITALY	Steam 34	89,632	34	89,632	51	125,187	51	125,187	55	140,977
AUSTRIA-HUNGARY	Steam 46	138,893	1	2,799	47	141,692	2	5,840
ROMANIA	Steam
GREECE	Steam 2	4,589	2	4,589	1	2,236	1	2,236
TURKEY EUROPEAN (INCLUDING CRETE OR CANDIA)	Steam
TURKEY ASIATIC	Steam 109	184,446	2	4,314	111	188,760	108	158,150	1	1,765	109	159,915	115	160,223
	Sailing 40	3,993	1	50	41	4,043	58	5,460	58	5,460	248	20,222

EACH COUNTRY

CRAFT, including their repeated voyages, that CLEARED with CARGOES and in BALLAST to each COUNTRY, Year from 1914-15 to 1918-19

1916-17				1917-18				1918-19				COUNTRIES TO WHICH CLEARED				
In Ballast		Total		With Cargoes		In Ballast		Total		With Cargoes			In Ballast		Total	
ves.	tons	ves.	tons	ves.	tons	ves.	tons	ves.	tons	ves.	tons		ves.	tons	ves.	tons
4	10,718	592	1,941,294	331	1,202,134	5	10,480	336	1,221,614	313	1,178,808	5	18,709	318	1,197,512	Steam } UNITED KINGDOM AND BRITISH POSSESSIONS—
..	..	1	1,330	Sailing } UNITED KINGDOM
..	Steam } GIBRALTAR
..	..	2	6,129	2	6,592	2	6,592	Steam } MALTA AND GOKO
1	23	31	77,835	16	27,241	16	27,241	23	44,138	23	44,138	Steam } ADEN AND DEPENDENCIES
..	..	31	2,059	103	12,169	103	12,169	70	11,183	70	11,183	Sailing } ADEN AND DEPENDENCIES
..	..	1	1,240	5	5,421	5	5,421	2	2,013	2	2,013	Steam } BAHRAIN ISLANDS
..	..	88	7,734	191	16,101	191	16,101	100	11,243	100	11,243	Sailing } BAHRAIN ISLANDS
1	143	15	1,444	20	1,869	20	1,869	22	2,223	22	2,223	Sailing } MALDIVES
11	17,950	941	730,817	907	465,280	7	15,089	914	480,369	722	514,791	10	26,705	732	541,496	Steam } CEYLON
86	5,198	1,171	92,865	901	69,826	60	3,642	961	73,468	781	69,042	67	3,896	848	72,938	Sailing } CEYLON
8	20,413	293	524,647	103	492,009	2	6,155	305	498,164	354	480,398	10	14,005	364	494,403	Steam } STRAITS SETTLEMENTS (INCLUDING LABUAN)
..	..	19	1,957	61	5,491	61	5,491	104	9,977	104	9,977	Sailing } STRAITS SETTLEMENTS (INCLUDING LABUAN)
1	2,708	7	19,919	Steam } FEDERATED MALAY STATES
..	Steam } BRITISH BORNEO
2	6,356	21	49,497	17	32,711	1	2,546	18	36,257	44	88,191	3	3,602	47	91,793	Steam } HONGKONG
47	14,274	83	99,748	398	1,024,878	393	1,024,878	242	617,043	2	6,625	244	623,668	Steam } EGYPT
..	..	1	2,670	14	40,459	14	40,459	Steam } SIERRA LEONE
..	Steam } ST. HELENA
..	..	6	19,177	10	20,204	2	7,406	12	27,670	16	34,897	2	5,824	18	40,721	Steam } CAPR COLONY
..	..	10	65,430	17	51,458	1	1,846	18	53,304	26	67,908	26	67,908	Steam } NATAL
..	..	13	37,573	11	33,176	11	33,176	10	29,898	1	2,861	11	32,759	Steam } MAURITIUS AND DEPENDENCIES (INCLUDING REUNIONS)
..	7	1,591	7	1,591	Sailing } MAURITIUS AND DEPENDENCIES (INCLUDING REUNIONS)
..	..	16	35,946	10	30,413	10	30,413	8	19,404	8	19,404	Steam } EAST AFRICAN PROTECTORATE (INCLUDING ZANTIBAR AND PEMBA)
..	..	18	2,145	62	6,549	62	6,549	40	5,328	40	5,328	Sailing } EAST AFRICAN PROTECTORATE (INCLUDING ZANTIBAR AND PEMBA)
..	..	2	3,796	1	1,385	1	1,385	1	40	1	40	Steam } SOMALILAND
..	4	686	4	686	Sailing } SOMALILAND
..	1	2,102	1	2,102	Steam } CANADA
..	..	6	13,432	1	5,057	1	5,057	4	10,805	4	10,805	Steam } BRITISH WEST INDIA ISLANDS
..	..	2	4,306	Steam } BRITISH GUIANA
..	..	47	173,326	45	164,530	2	6,722	47	171,252	28	81,824	3	11,177	31	93,001	Steam } AUSTRALIAN COMMONWEALTH
..	..	5	14,884	5	14,143	5	14,143	4	11,424	4	11,424	Steam } NEW ZEALAND
..	..	4	8,654	Steam } FIJI ISLANDS
74	71,442	2,092	3,823,239	2,087	3,613,721	20	59,241	2,107	3,672,965	1,799	3,188,109	36	89,508	1,835	3,277,677	Steam } TOTAL UNITED KINGDOM AND BRITISH POSSESSIONS
87	5,341	1,333	109,524	1,343	112,002	60	3,642	1,403	115,644	1,128	111,773	67	3,896	1,195	115,669	Sailing } TOTAL UNITED KINGDOM AND BRITISH POSSESSIONS
161	76,783	3,425	3,932,763	3,430	3,725,723	80	62,883	3,510	3,788,609	2,927	3,299,942	103	93,404	3,030	3,393,346	Total } TOTAL UNITED KINGDOM AND BRITISH POSSESSIONS
..	..	21	33,347	4	4,478	4	4,478	Steam } FOREIGN COUNTRIES—
..	..	5	13,242	4	10,703	4	10,703	Steam } RUSSIA
..	..	8	8,740	6	16,030	1	2,741	7	18,771	6	16,914	6	16,914	Steam } SWEDEN
..	Steam } NORWAY
..	Steam } DENMARK
..	Steam } GERMANY
..	..	5	17,383	1	4,384	1	4,384	2	6,960	2	6,960	Steam } HOLLAND
..	2	7,895	2	7,895	Steam } BELGIUM
..	..	91	226,616	68	188,832	1	2,306	69	186,198	68	206,293	68	206,293	Steam } FRANCE
..	..	8	9,150	9	20,911	9	20,911	4	10,544	4	10,544	Steam } SPAIN
..	..	2	5,745	1	2,559	1	2,559	Steam } PORTUGAL
..	..	55	140,977	49	120,764	49	120,764	36	106,050	36	106,050	Steam } ITALY
..	..	2	5,840	Steam } AUSTRIA-HUNGARY
..	Steam } ROMANIA
..	14	32,922	14	32,922	6	14,588	6	14,588	Steam } GREECE
..	2	2,594	2	2,594	Steam } TURKEY, EUROPEAN (INCLUDING CRETE OR CANDIA)
..	..	115	160,223	60	103,602	60	103,602	161	276,531	3	4,890	164	281,430	Steam } TURKEY, ASIATIC
..	..	248	20,222	401	36,109	2	149	403	36,348	268	84,314	268	84,314	Sailing } TURKEY, ASIATIC

ABSTRACT TABLES
SHIPPING

(746)

No. 3—continued

TRADE WITH

TOTAL NUMBER and TONNAGE of BRITISH, BRITISH INDIAN, and FOREIGN VESSELS, and NATIVE
from PORTS in BRITISH INDIA, in each Official

COUNTRIES TO WHICH CLEARED	1914-15						1915-16						With Cargoes		
	With Cargoes		In Ballast		Total		With Cargoes		In Ballast		Total				
	ves.	tons	ves.	tons	ves.	tons	ves.	tons	ves.	tons	ves.	tons	ves.	tons	
FOREIGN COUNTRIES—contd.															
ARABIA	Steam	8	15,026	8	15,026	3	6,056	3	6,056	9	18,034
	Sailing	218	21,789	4	802	222	22,001	430	39,604	2	282	432	39,886	611	53,418
PERSIA	Steam	23	24,002	17	27,547	40	53,549	10	12,305	7	15,266	17	27,571	18	28,573
	Sailing	48	3,921	1	89	49	4,010	91	8,375	91	8,375	178	19,665
HENJAM ISLAND	Sailing	1	66	1	66
SUMATRA	Steam	22	47,157	8	21,149	30	68,306	27	46,715	15	35,905	42	82,620	49	80,111
JAVA	Steam	35	114,452	25	85,116	60	199,568	58	187,754	21	71,197	79	258,951	50	165,882
BORNEO	Steam	2	5,505	2	5,505	2	5,092	6	15,276	8	20,368	1	2,546
CELLEBS AND OTHER ISLANDS	Steam	3	6,020	3	6,266	6	12,286	1	1,453	1	1,114	2	2,567
SIAM	Steam	16	11,906	5	14,582	21	26,488	25	19,012	1	3,917	26	22,929	26	18,625
	Sailing	1	3	1	3	3	27	3	27	19	336
INDO-CHINA (INCLUDING COCHIN-CHINA, CAMBODIA, ANNAM, AND TONKIN)	Steam	1	2,198	4	11,912	5	14,110	3	8,448	3	8,448
PHILIPPINES	Steam	2	5,734	1	2,764	3	8,498	4	11,208	4	11,208
MACAO	Steam
CHINA (EXCLUSIVE OF HONG- KONG AND MACAO)	Steam	42	139,297	42	139,297	31	95,977	1	3,297	32	99,274	22	49,560
JAPAN	Steam	145	438,294	2	7,295	147	445,589	171	510,005	2	4,329	173	514,334	188	519,363
EGYPT	Steam	27	78,452	35	109,199	62	187,651
TRIPOLI	Steam
ALGERIA	Steam	1	3,302	1	3,302
MOROCCO	Steam	1	243
FRENCH WEST AFRICA	Steam
PORTUGUESE EAST AFRICA	Steam	3	9,374	4	10,338	7	19,712	8	22,200	8	22,200	4	11,372
	Sailing	6	867	1	40	7	407	3	371	3	371	11	952
MADAGASCAR	Steam	12	23,273	12	23,273	1	2,824	1	2,824
	Sailing	1	48	1	48	4	407	4	407	10	958
REUNION	Steam	1	1,298
	Sailing	1	78	1	78	1	63
GERMAN EAST AFRICA	Steam	1	4,100	1	4,100
	Sailing	6	828
ITALIAN EAST AFRICA (ERI- TREA AND SOMALILAND)	Steam	5	11,595	5	11,595	3	7,087	3	7,087
	Sailing	3	394	3	394	6	571	6	571	12	1,159
FRENCH SOMALILAND	Steam	1	1,873	1	1,873	3	6,240
	Sailing
OTHER EAST AFRICAN PORTS	Steam	1	3,832	1	3,832
UNITED STATES OF AMERICA	Steam	78	253,363	9	29,246	87	282,609	90	274,264	2	6,636	92	280,900	93	297,279
	Sailing	6	4,042
CUBA	Steam	13	29,120	13	29,120	15	38,899	15	38,899	18	46,689
	Sailing	1	1,860
PORTO RICO	Steam	1	3,128	1	3,128
FRENCH WEST INDIES	Steam	1	2,110	1	2,110
MEXICO	Sailing	1	2,416	1	2,416
	Steam
PANAMA	Steam	1	2,157	1	2,157
BRAZIL	Steam	3	6,842	3	6,842	3	4,994
URUGUAY	Steam	3	9,057	3	9,057	3	10,363	3	10,363	1	3,499
ARGENTINE REPUBLIC	Steam	8	22,387	2	5,125	10	27,512	7	21,678	7	21,678	10	26,384
	Sailing
CHILE	Steam	3	7,747	3	7,747	2	7,556	2	7,556	1	3,017
	Sailing
PERU	Steam	2	5,557	2	5,557	5	12,396	5	12,396	10	31,743
	Sailing
COLOMBIA	Steam
ISLANDS IN THE PACIFIC	Steam	6	18,480	6	18,480
TOTAL FOREIGN COUNTRIES	Steam	870	2,329,110	122	349,239	992	2,678,349	793	1,982,135	69	191,529	862	2,173,664	818	1,936,965
	Sailing	318	30,588	7	481	325	31,069	501	54,261	2	232	593	55,168	1,103	97,493
	Total	1,188	2,359,698	129	349,720	1,317	2,709,418	1,294	2,037,016	71	191,811	1,455	2,228,827	1,921	2,034,458
TOTAL UNITED KINGDOM, BRITISH POSSESSIONS, AND FOREIGN COUN- TRIES	Steam	2,578	5,890,385	266	558,626	2,844	6,448,961	2,776	5,689,745	102	237,372	2,878	5,977,117	2,836	5,938,762
	Sailing	1,128	93,243	51	3,136	1,179	96,379	1,493	133,089	51	3,737	1,544	136,826	2,349	201,676
	Total	3,706	5,983,628	317	561,762	4,023	6,545,340	4,269	5,822,834	153	291,109	4,422	6,113,943	5,185	6,890,438

EACH COUNTRY.

CRAFT, including their repeated voyages, that CLEARED with CARGOES and in BALLAST to each COUNTRY, Year from 1914-15 to 1918-19—continued

1916-17				1917-18				1918-19				COUNTRIES TO WHICH CLEARED				
In Ballast		Total		With Cargoes		In Ballast		Total		With Cargoes			In Ballast		Total	
ves.	tons	ves.	tons	ves.	tons	ves.	tons	ves.	tons	ves.	tons		ves.	tons	ves.	tons
..	..	9	18,034	8	11,374	8	11,374	8	6,020	8	6,020	FOREIGN COUNTRIES— <i>contd.</i> Steam } ARABIA Sailing } Steam } PERSIA Sailing } Sailing HENJAM ISLAND Steam SUMATRA Steam JAVA Steam BORNEO Steam CELEBES AND OTHER ISLANDS Steam } SIAM Sailing } Steam INDO-CHINA (INCLUDING COCHIN-CHINA, CAMBODIA, ANNAM, & TONKIN) Steam PHILIPPINES Steam MACAO Steam } CHINA (EXCLUSIVE OF HONGKONG AND MACAO) Steam JAPAN Steam EGYPT Steam TRIPOLI Steam ALGERIA Steam MOROCCO Steam FRENCH WEST AFRICA Steam } PORTUGUESE EAST AFRICA Sailing } Steam } MADAGASCAR Sailing } Steam } REUNION Sailing } Steam } GERMAN EAST AFRICA Sailing } Steam } ITALIAN EAST AFRICA (ERITREA & SOMALILAND) Sailing } Steam } FRENCH SOMALILAND Sailing } Steam OTHER EAST AFRICAN PORTS Sailing } UNITED STATES OF AMERICA Steam } Steam CUBA Sailing } Steam PORTO RICO Steam } FRENCH WEST INDIES Sailing } Steam MEXICO Steam PANAMA Steam BRAZIL Steam URUGUAY Steam } ARGENTINE REPUBLIC Sailing } Steam } CHILE Sailing } Steam } PERU Sailing } Steam COLOMBIA Steam ISLANDS IN THE PACIFIC
1	71	612	59,484	676	58,444	676	58,444	397	46,000	2	75	399	46,165	
7	18,408	25	46,981	48	79,640	3	8,289	51	87,929	38	60,014	2	4,081	40	73,095	
..	..	178	13,665	554	41,192	554	41,192	312	31,666	2	99	314	31,765	
..	
7	16,936	56	97,047	39	43,557	7	23,890	46	67,447	20	37,760	3	8,588	28	46,348	
9	28,932	59	194,814	40	118,509	3	7,346	43	125,855	40	121,204	6	14,818	46	136,022	
3	9,068	4	11,614	1	3,354	1	3,354	
..	3	3,596	3	3,596	
..	..	26	18,625	80	20,973	30	20,973	13	8,795	4	2,598	17	11,393	
..	..	19	336	32	906	32	906	21	838	1	39	22	877	
1	3,959	1	3,959	1	2,097	1	2,097	1	3,390	1	3,390	
..	1	2,796	1	2,796	3	4,440	1	3,435	4	7,925	
..	
..	..	22	49,560	17	50,083	17	50,083	4	10,791	4	10,791	
..	..	188	519,363	147	390,366	147	390,366	168	389,990	2	4,269	168	394,259	
..	1	1,679	1	1,679	1	1,915	1	1,915	
..	
..	..	1	243	
..	1	3,545	1	3,545	
..	..	4	11,372	9	21,086	9	21,086	12	22,065	12	22,065	
..	..	11	952	27	2,320	27	2,320	32	3,127	32	3,127	
..	2	2,499	2	2,499	2	2,230	2	2,230	
..	..	10	958	14	1,238	14	1,238	10	1,250	10	1,250	
..	..	1	1,298	
..	..	1	68	3	147	3	147	1	75	1	75	
..	1	2,422	1	2,422	4	10,210	4	10,210	
..	..	6	823	15	2,081	15	2,081	11	1,219	11	1,219	
..	
..	..	12	1,159	8	611	8	611	12	647	12	647	
..	..	3	6,340	5	10,299	5	10,299	2	2,738	2	2,738	
..	2	242	2	242	
..	
3	17,923	101	315,202	88	274,206	1	4,800	89	279,006	90	295,920	1	4,232	91	300,151	
1	615	7	4,657	8	4,587	8	4,587	1	1,355	1	1,355	
..	..	18	46,939	10	26,005	10	26,005	2	5,346	2	5,346	
..	..	1	1,860	7	12,729	7	12,729	2	4,393	2	4,393	
..	
..	
..	..	3	4,994	3	8,494	3	8,494	2	7,823	2	7,823	
..	..	1	3,499	3	9,081	3	9,081	
..	..	10	26,884	8	8,978	8	8,978	9	27,291	9	27,291	
..	..	1	3,017	2	6,228	2	6,228	1	2,471	1	2,471	
..	..	10	31,748	6	17,930	6	17,930	1	2,841	1	2,841	
..	1	1,683	1	1,683	
..	7	22,777	7	22,777	
..	1	1,583	1	1,583	
..	1	2,257	1	2,257	
30	95,226	848	2,032,191	637	1,611,012	19	57,679	706	1,668,691	711	1,710,641	28	49,222	734	1,759,863	
2	686	1,105	98,179	1,742	160,716	2	149	1,744	160,865	1,091	131,508	5	213	1,096	131,721	
32	95,912	1,953	2,130,370	2,429	1,771,758	21	57,828	2,450	1,829,586	1,802	1,842,149	28	49,435	1,830	1,891,584	
104	166,668	2,040	5,855,430	2,774	5,224,733	39	116,923	2,813	5,341,656	2,510	4,898,810	59	136,730	2,569	5,037,540	
89	6,027	2,428	207,703	3,085	272,743	62	3,791	3,147	276,539	2,219	243,281	72	4,109	2,291	247,390	
193	172,695	5,378	6,063,138	5,859	5,497,481	101	120,714	5,960	5,618,195	4,729	5,142,091	131	142,839	4,860	5,284,930	

ABSTRACT TABLES
SHIPPING

(748)

No. 4

NATIONALITY

TOTAL NUMBER and TONNAGE of VESSELS of each NATION, including their repeated voyages, that ENTERED

NATIONALITY OF VESSELS	1914-15						1915-16						With Cargoes		
	With Cargoes		In Ballast		Total		With Cargoes		In Ballast		Total				
	ves.	tons	ves.	tons	ves.	tons	ves.	tons	ves.	tons	ves.	tons	ves.	tons	
BRITISH, OTHER THAN BRITISH INDIAN	Steam	1,723	3,836,700	537	1,056,052	2,260	4,892,752	1,676	3,437,813	723	1,387,046	2,399	4,824,859	1,588	3,154,066
	Sailing	66	4,410	42	2,815	108	7,225	56	7,697	51	4,960	107	12,657	66	7,276
BRITISH INDIAN, OTHER THAN NATIVE CRAFT	Steam	40	108,378	6	16,648	46	125,026	26	65,049	19	45,911	45	110,960	24	63,185
	Sailing	148	17,780	121	12,517	269	30,297	107	12,126	124	14,474	231	26,600	142	15,271
FOREIGN, OTHER THAN NATIVE CRAFT	Steam	392	1,050,953	69	153,910	461	1,204,863	316	778,310	109	212,646	425	990,956	332	720,075
	Sailing	1	82	1	82	3	2,377	3	2,377	2	694
NATIVE CRAFT															
BRITISH	Sailing	45	3,488	20	1,320	65	4,808	66	5,242	29	2,314	95	7,556	51	3,569
BRITISH INDIAN	Sailing	299	22,677	249	12,859	548	35,536	360	27,578	282	16,242	648	43,820	633	49,386
FOREIGN	Sailing	176	15,597	3	269	179	15,866	243	20,949	16	1,525	259	22,474	411	37,292
TOTAL	Steam	2,155	4,996,121	612	1,222,610	2,767	6,218,731	2,018	4,276,172	851	1,646,508	2,869	5,922,675	1,944	3,988,326
	Sailing	785	64,034	436	29,780	1,170	93,814	841	76,169	502	39,515	1,343	115,684	1,305	111,490
	Total	2,990	5,060,155	1,047	1,252,390	3,937	6,312,545	2,859	4,352,341	1,353	1,686,018	4,212	6,038,359	3,249	4,049,716
DETAIL OF FOREIGN VESSELS, other than native craft—															
AUSTRO-HUNGARIAN	Steam	20	97,740	7	19,506	27	117,246	
DANISH	Steam	2	4,794	2	4,794	
	Sailing	
DUTCH	Steam	46	106,139	15	32,258	61	138,397	52	136,482	18	31,051	70	167,533	66	140,391
FRENCH	Steam	14	43,349	3	9,051	17	52,400	4	12,715	1	3,782	5	16,497	4	8,755
BELGIAN	Steam	2	3,759	2	3,759	..	
GERMAN	Steam	83	270,049	3	9,844	86	279,893	
GREEK	Steam	3	7,112	7	14,877	10	21,989	1	1,821	12	26,376	13	28,197	1	1,952
ITALIAN	Steam	46	122,172	2	4,894	48	127,066	49	127,377	49	127,377	29	74,024
NORWEGIAN	Steam	63	76,815	16	28,948	79	105,763	55	66,753	32	54,910	87	121,663	52	57,160
	Sailing	1	2,213	1	2,213	..	
SPANISH	Steam	1	2,559	
PORTUGUESE	Steam	
	Sailing	1	82	1	82	2	164	2	164	..	
RUSSIAN	Steam	8	14,193	7	8,439	15	22,632	15	28,200	10	12,031	25	40,321	17	28,355
	Sailing	
SWEDISH	Steam	12	33,315	1	2,465	13	35,780	19	47,721	5	12,153	24	59,874	8	17,357
	Sailing	
ARAB	Steam	1	213
	Sailing	1	79
JAPANESE	Steam	86	276,450	6	17,111	92	293,561	112	333,208	29	67,633	141	400,841	146	361,753
CHINESE	Steam	1	1,222	1	1,222	2	2,444	2	1,465
SIAMESE	Steam	
TURKISH	Steam	1	3,161	1	3,161	
	Sailing	
AMERICAN	Steam	1	1,723	1	1,723	6	13,962	1	3,468	7	17,460	6	25,191
	Sailing	1	615
SARAWAK	Steam	1	458	1	458	
CHILMAN	Sailing	
TOTAL	Steam	392	1,050,953	69	153,910	461	1,204,863	316	778,310	109	212,646	425	990,956	332	720,075
	Sailing	1	82	1	82	3	2,377	3	2,377	2	694
	Total	393	1,051,035	69	153,910	462	1,204,945	319	775,687	109	212,646	428	993,333	334	720,769

ABSTRACT TABLES
SHIPPING

OF VESSELS

with CARGOES and in BALLAST, at PORTS in BRITISH INDIA, in each Official Year from 1914-15 to 1918-19

1916-17				1917-18						1918-19						NATIONALITY OF VESSELS	
In Ballast		Total		With Cargoes		In Ballast		Total		With Cargoes		In Ballast		Total			
ves.	tons	ves.	tons	ves.	tons	ves.	tons	ves.	tons	ves.	tons	ves.	tons	ves.	tons		
670	1,849,936	2,207	4,508,002	1,509	2,375,826	443	1,017,118	1,052	3,392,914	1,583	2,747,542	344	822,173	1,927	3,569,716	Steam	} BRITISH, OTHER THAN BRITISH INDIAN
50	6,409	125	18,687	36	5,056	66	6,118	102	11,174	66	8,451	48	4,375	114	12,826	Sailing	
7	17,203	31	80,388	22	57,003	2	5,801	24	62,604	14	22,317	3	7,830	17	30,147	Steam	} BRITISH INDIAN OTHER THAN NATIVE CRAFT
215	23,623	357	36,804	100	20,642	146	18,287	336	38,929	136	13,935	105	12,688	241	26,621	Sailing	
276	409,800	608	1,129,065	374	846,082	375	700,048	749	1,546,130	378	860,229	320	580,284	698	1,449,513	Steam	} FOREIGN, OTHER THAN NATIVE CRAFT
..	..	2	694	1	1,881	8	12,079	9	14,860	2	3,038	4	6,998	6	10,036	Sailing	
47	3,184	98	6,753	30	2,378	44	2,826	74	5,206	60	3,744	25	1,412	85	5,156	Sailing	NATIVE CRAFT
438	29,641	1,066	70,027	691	57,809	661	48,570	1,352	106,370	532	48,381	494	45,785	1,026	94,166	Sailing	BRITISH INDIAN
48	3,228	454	40,520	492	43,762	409	27,480	901	71,242	355	36,351	193	19,420	548	55,771	Sailing	FOREIGN
962	1,776,029	2,906	5,714,255	1,905	3,278,911	820	1,722,967	2,725	5,001,878	1,975	3,630,088	667	1,410,287	2,642	5,040,375	Steam	} TOTAL
707	66,085	2,102	177,575	1,440	131,528	1,334	116,262	2,774	247,700	1,151	113,000	869	90,676	2,020	204,576	Sailing	
1,769	1,842,114	5,008	5,891,830	3,345	3,410,439	2,154	1,839,229	5,499	5,249,688	3,126	3,752,988	1,536	1,500,963	4,662	5,253,951	Total	
..	Steam	DETAIL OF FOREIGN VESSELS, other than native craft—
..	3	10,093	4	12,618	7	22,711	3	8,813	7	22,126	10	30,939	Steam	AUSTRO-HUNGARIAN
..	1	1,583	1	1,683	Sailing	} DANISH
42	84,648	108	225,030	67	177,777	47	88,606	114	266,473	55	160,131	24	73,173	79	233,304	Steam	
..	..	4	8,755	12	34,073	13	13,214	25	47,287	16	42,024	4	2,903	20	45,827	Steam	FRENCH
..	Steam	BELGIAN
..	Steam	GERMAN
13	26,555	14	28,507	2	3,281	44	91,430	46	94,761	1	2,746	19	39,201	20	41,947	Steam	GREEK
16	49,859	45	124,783	24	63,903	75	201,328	99	265,231	9	28,960	37	90,416	46	119,376	Steam	ITALIAN
83	112,832	135	169,992	59	74,882	43	58,882	102	133,764	40	55,252	33	46,940	73	102,192	Steam	} NORWEGIAN
..	4	5,992	4	5,992	3	5,415	3	5,415	Sailing	
3	8,988	4	11,547	8	17,414	10	27,238	13	44,702	4	10,977	6	16,324	19	26,301	Steam	SPANISH
..	2	3,623	2	7,098	4	10,721	1	2,861	3	9,484	4	12,345	Steam	} PORTUGUESE
..	Sailing	
5	5,006	22	33,961	5	7,236	4	4,578	9	11,814	7	6,626	11	6,270	18	12,896	Steam	} RUSSIAN
..	1	1,881	2	3,630	3	5,511	Sailing	
16	35,571	24	52,928	16	35,628	10	16,616	26	52,144	9	23,940	5	13,448	14	37,388	Steam	} SWEDISH
..	1	1,802	1	1,802	1	1,355	1	1,355	Sailing	
..	..	1	213	2	426	2	426	Steam	} ARAB
..	..	1	79	Sailing	
90	71,453	236	433,206	157	379,902	78	130,687	235	510,789	188	454,369	118	216,847	306	671,216	Steam	JAPANESE
5	6,110	7	7,575	6	6,989	43	42,068	49	49,034	29	37,366	43	40,442	72	77,808	Steam	CHINESE
..	2	1,724	2	1,724	Steam	SIAMESE
..	Steam	} TURKISH
..	Sailing	
3	8,268	8	33,459	9	29,234	2	5,265	11	34,499	16	34,264	10	3,710	26	37,974	Steam	} AMERICAN
..	..	1	615	1	1,555	1	1,555	Sailing	
..	Steam	SARAWAK
..	1	1,683	1	1,683	Sailing	CHILEAN
276	409,800	608	1,129,065	374	846,082	375	700,048	749	1,546,130	378	860,229	320	580,284	698	1,449,513	Steam	} TOTAL
..	..	2	694	1	1,881	8	12,079	9	14,860	2	3,038	4	6,998	6	10,036	Sailing	
276	409,890	610	1,130,659	375	847,969	383	713,027	758	1,560,990	380	872,267	324	587,282	704	1,459,540	Total	

ABSTRACT TABLES
SHIPPING

(750)

No. 5

NATIONALITY

TOTAL NUMBER and TONNAGE of VESSELS of each NATION, including their repeated voyages, that CLEAR

NATIONALITY OF VESSELS	1914-15						1915-16						With Cargoes		
	With Cargoes		In Ballast		Total		With Cargoes		In Ballast		Total				
	ves.	tons	ves.	tons	ves.	tons	ves.	tons	ves.	tons	ves.	tons	ves.	tons	
BRITISH, OTHER THAN BRITISH INDIAN	Steam	2,117	4,692,056	230	477,559	2,347	5,169,615	2,370	4,760,667	74	222,686	2,444	4,983,353	2,279	4,559,529
	Sailing	106	6,851	6	285	112	7,136	116	13,501	1	180	117	13,681	125	16,231
BRITISH INDIAN, OTHER THAN NATIVE CRAFT	Steam	37	88,015	37	88,015	21	39,115	21	39,115	17	40,030
	Sailing	236	27,818	12	1,225	248	29,043	227	26,000	15	1,671	242	27,671	333	37,072
FOREIGN, OTHER THAN NATIVE CRAFT	Steam	424	1,110,264	36	81,067	460	1,191,331	385	889,962	28	64,686	413	954,649	540	1,089,203
	Sailing	1	2,213	1	213	2	2,426	1	79
NATIVE CRAFT															
BRITISH	Sailing	71	5,439	5	465	76	5,904	88	6,773	6	639	94	7,412	100	7,263
BRITISH INDIAN	Sailing	517	33,157	28	1,161	545	34,318	733	52,406	27	965	760	53,371	1,357	104,235
FOREIGN	Sailing	198	19,978	198	19,978	328	32,196	1	69	329	32,265	433	37,706
TOTAL	Steam	2,578	5,890,335	266	558,626	2,844	6,448,961	2,776	5,689,745	102	287,372	2,878	5,977,117	2,836	5,688,762
	Sailing	1,128	93,243	51	3,136	1,179	96,379	1,493	133,089	51	3,737	1,544	136,826	2,349	201,676
	Total	3,706	5,983,578	317	561,762	4,023	6,545,340	4,269	5,822,834	153	291,109	4,422	6,113,943	5,185	5,890,438
DETAIL OF FOREIGN VESSELS, other than native craft—															
AUSTRO-HUNGARIAN	Steam	47	147,751	47	147,751
DANISH	Steam	2	4,794	2	4,794	1	2,397	1	2,397
	Sailing
DUTCH	Steam	51	131,368	16	23,585	67	154,953	59	146,741	12	21,565	71	168,306	100	216,721
FRENCH	Steam	18	54,639	18	54,639	3	11,270	1	3,782	4	15,052	1	1,906
BELGIAN	Steam	2	3,759	2	3,759
GERMAN	Steam	77	246,400	9	29,543	86	275,943
GREEK	Steam	10	21,532	10	21,532	13	28,232	13	28,232	15	30,669
ITALIAN	Steam	34	87,473	1	2,846	35	90,319	42	103,956	42	103,956	41	112,528
NORWEGIAN	Steam	72	95,409	3	7,251	75	102,660	85	118,674	3	7,771	88	126,445	120	163,979
	Sailing	1	2,213	1	2,213
SPANISH	Steam	3	9,150
PORTUGUESE	Steam	1	3,528
RUSSIAN	Steam	16	21,454	2	5,092	18	26,546	20	27,501	6	15,276	26	42,867	18	23,777
	Sailing
SWEDISH	Steam	8	21,336	1	2,306	9	23,642	15	37,518	1	2,044	16	30,562	27	60,913
	Sailing
ARAB	Steam
Sailing	1	213	1	213	1	79
JAPANESE	Steam	87	275,918	4	10,444	91	286,362	137	394,310	5	14,248	142	408,558	193	443,736
CHINESE	Steam	2	2,444	2	2,444	7	7,575
	Sailing
SIAMSE	Steam
AMERICAN	Steam	1	1,723	1	1,723	6	13,071	6	13,071	5	14,721
	Sailing
SARAWAK	Steam	1	458	1	458
CHILEAN	Sailing
TOTAL	Steam	424	1,110,264	36	81,067	460	1,191,331	385	889,962	28	64,686	413	954,649	540	1,089,203
	Sailing	1	2,213	1	213	2	2,426	1	79
	Total	424	1,110,264	36	81,067	460	1,191,331	386	892,175	29	64,899	415	957,075	541	1,089,282

OF VESSELS

with CARGOES and in BALLAST, from PORTS in BRITISH INDIA, in each Official Year from 1914-15 to 1918-19

1916-17				1917-18				1918-19				NATIONALITY OF VESSELS				
In Ballast		Total		With Cargoes		In Ballast		Total		With Cargoes			In Ballast		Total	
ves.	tons	ves.	tons	ves.	tons	ves.	tons	ves.	tons	ves.	tons		ves.	tons	ves.	tons
37	112,523	2,316	4,672,057	2,032	3,718,167	19	65,298	2,051	3,783,463	1,819	3,427,134	29	72,620	1,848	3,499,754	Steam } BRITISH, OTHER THAN BRITISH
3	118	128	15,849	95	10,079	95	10,079	81	6,375	4	295	85	6,671	Sailing } INDIAN
..	..	17	40,030	9	19,142	9	19,142	3	5,149	1	1,899	4	7,048	Steam } BRITISH INDIAN, OTHER THAN
24	2,143	357	39,215	296	32,392	19	1,864	315	34,056	230	25,514	10	632	240	26,145	Sailing } NATIVE CRAFT
67	54,140	607	1,143,343	733	1,437,424	20	51,627	753	1,539,051	688	1,466,527	29	64,211	717	1,530,738	Steam } FOREIGN, OTHER THAN NATIVE
1	615	2	694	8	12,614	8	12,614	8	12,373	8	12,373	Sailing } CRAFT
4	281	104	7,544	71	5,405	1	29	72	5,434	73	4,690	6	345	79	5,035	Sailing } NATIVE CRAFT BRITISH
56	2,799	1,413	107,034	1,693	135,846	42	2,098	1,735	137,944	1,142	120,964	50	2,762	1,192	123,726	Sailing } BRITISH INDIAN
1	71	434	37,867	922	76,412	922	76,412	685	73,364	2	75	687	73,439	Sailing } FOREIGN
104	106,668	2,940	5,855,430	2,774	5,224,733	39	116,923	2,813	5,341,656	2,510	4,898,810	59	138,730	2,569	5,037,540	Steam } TOTAL
89	6,027	2,436	207,703	3,085	272,748	62	3,791	3,147	276,539	2,219	243,281	72	4,109	2,291	247,390	Sailing } TOTAL
193	172,695	5,378	6,063,133	5,859	5,497,481	101	120,714	6,960	5,618,195	4,729	5,142,091	131	142,839	4,860	5,284,930	Total } TOTAL
..	DETAIL OF FOREIGN VESSELS, other than native craft—
..	Steam } AUSTRO-HUNGARIAN
..	7	19,495	7	19,495	12	33,424	1	283	13	33,707	Steam } DANISH
..	1	1,583	1	1,583	Sailing } DANISH
5	6,399	105	223,620	107	237,922	5	15,897	112	253,819	71	210,103	7	23,962	78	234,065	Steam } DUTCH
1	3,959	2	5,865	24	42,381	24	42,381	20	60,650	20	60,650	Steam } FRENCH
..	Steam } BELGIAN
..	Steam } GERMAN
..	..	15	30,669	57	115,963	57	115,963	23	47,492	23	47,492	Steam } GREEK
..	..	41	112,523	94	248,451	94	248,451	44	118,692	44	118,692	Steam } ITALIAN
3	1,489	132	165,468	98	116,978	7	13,649	100	130,627	65	94,592	5	6,665	70	101,257	Steam } NORWEGIAN
..	4	5,992	4	5,992	3	5,415	3	5,415	Sailing } NORWEGIAN
..	..	3	9,150	17	42,100	4	8,763	21	50,853	10	26,371	10	26,371	Steam } SPANISH
..	..	1	3,523	7	20,900	7	20,900	3	9,424	1	2,361	4	12,345	Steam } PORTUGUESE
5	12,730	23	36,507	6	7,124	1	2,546	7	9,670	22	17,726	22	17,726	Steam } RUSSIAN
..	2	3,265	2	3,265	1	2,246	1	2,246	Sailing } RUSSIAN
..	..	27	60,913	20	39,586	20	39,586	16	42,222	2	5,741	18	47,963	Steam } SWEDISH
..	1	1,802	1	1,802	1	1,355	1	1,355	Sailing } SWEDISH
..	2	426	2	426	Steam } ARAB
..	..	1	79	Sailing } ARAB
50	11,140	242	454,876	241	525,052	2	5,932	243	531,034	308	689,932	12	24,370	320	714,352	Steam } JAPANESE
..	..	7	7,575	49	49,084	49	49,084	69	77,148	69	77,148	Steam } CHINESE
..	1	91	1	91	Sailing } CHINESE
..	2	1,724	2	1,724	Steam } SIAMENSE
3	17,923	8	32,644	7	19,738	1	4,800	8	24,538	25	38,641	1	329	26	38,970	Steam } AMERICAN
1	615	1	615	1	1,555	1	1,555	Sailing } AMERICAN
..	Steam } SARAWAK
..	1	1,683	1	1,683	Sailing } CHINESE
67	54,140	607	1,143,343	733	1,437,424	20	51,627	753	1,539,051	688	1,466,527	29	64,211	717	1,530,738	Steam } TOTAL
1	615	2	694	8	12,614	8	12,614	8	12,373	8	12,373	Sailing } TOTAL
68	54,755	609	1,144,037	741	1,500,038	20	51,627	761	1,551,665	696	1,478,900	29	64,211	725	1,543,111	Total } TOTAL

distinguishing their NATIONALITY, that ENTERED and CLEARED with CARGOES at each PORT in BRITISH from 1914-15 to 1918-19

CLEARED WITH CARGOES																PORT FROM WHICH CLEARED				
BRITISH				BRITISH INDIAN				FOREIGN				NATIVE CRAFT		TOTAL						
STEAM		SAILING		STEAM		SAILING		STEAM		SAILING		SAILING		STEAM			SAILING		STEAM AND SAILING	
vs.	tons	vs.	tons	vs.	tons	vs.	tons	vs.	tons	vs.	tons	vs.	tons	vs.	tons	vs.	tons	vs.	tons	
BENGAL—																				
CALCUTTA (CHIEF PORT)—																				
415	1,275,115	78	173,225	4	585	488	1,448,340	4	585	492	1,448,925	1914-15
456	1,381,462	100	222,208	8	1,229	556	1,603,670	8	1,229	564	1,604,899	1915-16
424	1,208,567	1	3,599	164	372,066	6	791	588	1,640,633	7	4,393	595	1,646,026	1916-17
245	780,846	172	417,481	3	4,587	7	909	417	1,198,327	10	5,496	427	1,203,823	1917-18
286	881,785	1	519	162	432,844	4	6,534	6	944	448	1,314,629	11	7,997	459	1,322,626	1918-19
CHITTAGONG—																				
9	24,397	9	24,397	9	24,397	1914-15
11	30,211	11	30,211	11	30,211	1915-16
12	33,264	12	33,264	12	33,264	1916-17
4	11,672	4	11,672	4	11,672	1917-18
8	24,171	8	24,171	8	24,171	1918-19
TOTAL OF ALL PORTS IN BENGAL—																				
424	1,209,512	78	173,225	4	585	497	1,472,737	4	585	501	1,473,322	1914-15
467	1,411,673	100	222,208	8	1,229	567	1,633,881	8	1,229	575	1,635,110	1915-16
436	1,301,931	1	3,599	164	372,066	6	791	600	1,673,897	7	4,393	607	1,678,290	1916-17
249	792,518	172	417,481	3	4,587	7	909	421	1,209,999	10	5,496	431	1,215,495	1917-18
294	905,956	1	519	162	432,844	4	6,534	6	944	456	1,338,800	11	7,997	467	1,346,797	1918-19
BIHAR AND ORISSA—																				
BALASORN (CHIEF PORT)																				
..	1914-15
..	1915-16
..	1916-17
..	1917-18
..	1918-19
CUTTACK—																				
2	4,234	2	4,234	2	4,234	1914-15
..	1915-16
..	1916-17
..	1917-18
..	1918-19
PURI—																				
1	3,498	1	3,498	1	3,498	1914-15
..	1915-16
..	1916-17
..	1917-18
..	1918-19
TOTAL OF SUBORDI- NATE PORTS—																				
3	7,732	3	7,732	3	7,732	1914-15
..	1915-16
..	1916-17
..	1917-18
..	1918-19
TOTAL OF ALL PORTS IN BIHAR AND ORISSA—																				
3	7,732	3	7,732	3	7,732	1914-15
..	1915-16
..	1916-17
..	1917-18
..	1918-19

BOMBAY
SHIPPING AT EACH PORT

(754)

No. 6—continued

NUMBER and TONNAGE of STEAM and SAILING VESSELS, including their REPEATED VOYAGES and INDIA, in each Official Year

PORT AT WHICH ENTERED	ENTERED WITH CARGOES																			
	BRITISH				BRITISH INDIAN				FOREIGN				NATIVE CRAFT		TOTAL					
	STEAM,		SAILING		STEAM		SAILING		STEAM		SAILING		SAILING		STEAM		SAILING		STEAM AND SAILING	
	vs.	tons	vs.	tons	vs.	tons	vs.	tons	vs.	tons	vs.	tons	vs.	tons	vs.	tons	vs.	tons	vs.	tons
BOMBAY—																				
BOMBAY (CHIEF PORT)—																				
1914-15	381	1,180,040	3	378	176	476,754	1	82	155	15,263	557	1,656,794	159	15,723	716	1,672,517
1915-16	309	1,010,684	1	126	144	351,952	2	164	220	20,017	453	1,362,636	223	20,307	676	1,382,943
1916-17	286	974,588	2	252	151	324,711	1	016	278	25,515	437	1,299,299	281	20,382	718	1,325,681
1917-18	222	719,057	1	126	2	236	151	326,081	328	38,821	373	1,045,138	331	39,183	704	1,084,321
1918-19	230	831,595	9	1,740	2	306	121	287,364	1	1,355	288	37,343	401	1,119,059	300	40,834	701	1,159,893
BASSEIN—																				
1914-15
1915-16
1916-17
1917-18
1918-19
BROACH—																				
1914-15	14	833	14	833	14	833
1915-16	30	1,933	30	1,933	30	1,933
1916-17	84	1,863	84	1,863	84	1,863
1917-18	23	1,348	23	1,348	23	1,348
1918-19	11	670	11	670	11	670
DAHANOO—																				
1914-15
1915-16
1916-17
1917-18	1	87	1	87	1	87
1918-19
HONAWAR—																				
1914-15
1915-16
1916-17	2	184	2	184	2	184
1917-18
1918-19
KARWAR—																				
1914-15
1915-16
1916-17
1917-18
1918-19
MALWAN—																				
1914-15
1915-16	1	115	1	115	1	115
1916-17
1917-18	1	173	1	173	1	173
1918-19
RAI—																				
1914-15
1915-16
1916-17
1917-18
1918-19	1	68	1	68	1	68
SJHAT—																				
1914-15	16	729	16	729	16	729
1915-16	7	280	7	280	7	280
1916-17
1917-18
1918-19

NOTE.—The ports in the Bombay Presidency excepting the chief port, are really talukas composed of a number of subordinate ports

distinguishing their NATIONALITY, that ENTERED and CLEARED with CARGOES at each PORT in BRITISH from 1914-15 to 1918-19—continued

CLEARED WITH CARGOES																		PORT FROM WHICH CLEARED		
BRITISH				BRITISH INDIAN				FOREIGN				NATIVE CRAFT		TOTAL						
STEAM		SAILING		STEAM		SAILING		STEAM		SAILING		SAILING		STEAM		SAILING			STEAM AND SAILING	
vs.	tons	vs.	tons	vs.	tons	vs.	tons	vs.	tons	vs.	tons	vs.	tons	vs.	tons	vs.	tons		vs.	tons
BOMBAY--																				
BOMBAY (CHIEF PORT)--																				
309	942,941	154	416,359	117	12,503	463	1,359,300	117	12,503	580	1,371,803	
328	976,469	136	320,557	211	21,466	459	1,297,026	211	21,466	670	1,318,492	
351	1,091,812	129	288,673	251	24,870	493	1,380,485	252	24,999	745	1,405,484	
288	913,242	1	79	142	290,106	465	54,283	469	54,362	896	1,257,710	
254	710,717	5	934	104	262,657	1	1,355	358	49,331	358	968,374	384	51,620	722	1,014,994	
BASSIN--																				
..	1	47	1	47	1	47	
..	
..	
..	
..	
BROACH--																				
..	5	102	5	102	5	102	
..	1	69	1	69	1	69	
..	1	32	1	32	1	32	
..	6	380	6	380	6	380	
..	
DAHANOO--																				
..	
..	
..	
..	
..	
HONAWAR--																				
..	
..	
..	
..	
..	
KARWAR--																				
..	
..	
..	
..	2	199	2	199	2	199	
..	
MALWAN--																				
..	
..	
..	
..	
..	
RAI--																				
..	
..	
..	
..	
..	
SURAT--																				
..	2	117	2	117	2	117	
..	
..	
..	
..	
..	

BOMBAY—SIND
SHIPPING AT EACH PORT

(756)

No. 6—continued

NUMBER and TONNAGE of STEAM and SAILING VESSELS, including their REPEATED VOYAGES and INDIA, in each Official year

PORT AT WHICH ENTERED	ENTERED WITH CARGOES																			
	BRITISH				BRITISH INDIAN				FOREIGN				NATIVE CRAFT		TOTAL					
	STEAM		SAILING		STEAM		SAILING		STEAM		SAILING		SAILING		STEAM		SAILING		STEAM AND SAILING	
	vs.	tons	vs.	tons	vs.	tons	vs.	tons	vs.	tons	vs.	tons	vs.	tons	vs.	tons	vs.	tons	vs.	tons
BOMBAY—continued																				
VENGURLA—																				
1914-15
1915-16
1916-17
1917-18	1	38	1	38	1	38
1918-19
TOTAL OF SUBORDINATE PORTS—																				
1914-15	30	1,562	30	1,562	30	1,562
1915-16	38	2,328	38	2,328	38	2,328
1916-17	36	2,047	36	2,047	36	2,047
1917-18	26	1,646	26	1,646	26	1,646
1918-19	12	738	12	738	12	738
TOTAL OF ALL PORTS IN BOMBAY—																				
1914-15	381	1,180,040	3	378	176	476,754	1	82	185	16,825	567	1,656,794	189	17,285	746	1,674,079
1915-16	309	1,010,684	1	126	144	351,952	2	164	258	22,345	453	1,362,836	261	22,635	714	1,386,271
1916-17	286	974,588	2	252	151	324,711	1	615	314	27,562	437	1,209,299	317	28,429	754	1,327,728
1917-18	222	719,037	1	126	2	236	151	328,081	354	49,467	373	1,045,138	357	40,820	730	1,085,967
1918-19	280	831,605	9	1,740	2	396	121	287,364	1	1,355	300	38,081	401	1,119,059	312	41,572	713	1,150,631
SIND—																				
KARACHI (CHIEF PORT)—																				
1914-15	144	305,417	5	9,923	28	71,856	162	14,351	177	387,196	162	14,351	339	401,547
1915-16	134	276,737	4	6,094	11	23,300	222	19,424	149	306,131	222	19,424	371	325,555
1916-17	128	301,963	3	4,509	9	17,798	461	37,968	140	325,370	461	37,968	601	363,338
1917-18	113	249,248	3	5,723	19	48,035	571	45,122	135	303,006	571	45,122	706	348,128
1918-19	223	397,665	10	14,065	9	35,613	351	31,395	242	447,343	351	31,395	593	478,736
KATI BANDAR—																				
1914-15
1915-16
1916-17
1917-18
1918-19
SIRGANDA—																				
1914-15
1915-16
1916-17
1917-18
1918-19
TOTAL OF SUBORDINATE PORTS—																				
1914-15
1915-16
1916-17
1917-18
1918-19
TOTAL OF ALL PORTS IN SIND—																				
1914-15	144	305,417	5	9,923	28	71,856	162	14,351	177	387,196	162	14,351	339	401,547
1915-16	134	276,737	4	6,094	11	23,300	222	19,424	149	306,131	222	19,424	371	325,555
1916-17	128	303,963	3	4,509	9	17,798	461	37,968	140	325,370	461	37,968	601	363,338
1917-18	113	249,248	3	5,723	19	48,035	571	45,122	135	303,006	571	45,122	706	348,128
1918-19	223	397,665	10	14,065	9	35,613	351	31,395	242	447,343	351	31,395	593	478,736

BOMBAY—SIND
SHIPPING AT EACH PORT

distinguishing their NATIONALITY, that ENTERED and CLEARED with CARGOES at each PORT in BRITISH from 1914-15 to 1918-19—continued

CLEARED WITH CARGOES																	PORT FROM WHICH CLEARED				
BRITISH		BRITISH INDIAN				FOREIGN				NATIVE CRAFT		TOTAL									
STEAM		SAILING		STEAM		SAILING		STEAM		SAILING		SAILING		STEAM		SAILING		STEAM AND SAILING			
vs.	tons	vs.	tons	vs.	tons	vs.	tons	vs.	tons	vs.	tons	vs.	tons	vs.	tons	vs.	tons	vs.	tons	vs.	tons
BOMBAY—continued																					
VERGUELA—																					
..
..
..
..
..
TOTAL OF SUBORDI-NATE PORTS—																					
..	8	266	8	266	8	266
..	1	69	1	69	1	69
..	1	32	1	32	1	32
..	8	579	8	579	8	579
..
TOTAL OF ALL PORTS IN BOMBAY—																					
309	942,941	154	416,359	125	12,769	463	1,359,300	125	12,769	588	1,372,069
323	976,469	136	820,557	212	21,535	459	1,297,026	212	21,535	671	1,318,561
351	1,091,812	1	129	142	286,673	252	24,902	493	1,880,485	253	25,031	746	1,405,516
288	913,242	1	79	142	290,106	473	54,862	430	1,203,348	474	54,041	904	1,259,289
254	710,717	5	934	104	252,557	1	1,355	358	49,331	358	963,374	364	51,620	722	1,014,994
SIND—																					
KARACHI (CHIEF PORT)—																					
238	553,060	20	41,106	25	67,675	202	17,987	263	661,835	202	17,987	485	679,822
247	540,980	13	25,820	6	12,862	370	30,691	266	579,662	370	30,691	636	610,353
256	579,418	6	13,186	22	56,065	905	71,537	284	648,669	905	71,537	1,189	720,206
315	753,336	2	3,824	111	281,082	1,559	119,319	428	1,038,292	1,559	119,319	1,987	1,157,611
244	559,440	53	128,921	814	78,142	297	688,361	814	78,142	1,111	766,503
..	1	45	1	45	1	45
..
..
..
..
..
..
..
..
..
..
..
TOTAL OF SUBORDI-NATE PORTS—																					
..	1	45	1	45	1	45
..
..
..
..	1	41	1	41	1	41
..
..
TOTAL OF ALL PORTS IN SIND—																					
238	553,060	20	41,100	25	67,675	203	18,032	239	661,835	203	18,032	486	679,867
247	540,980	13	25,820	6	12,862	370	30,691	266	579,662	370	30,691	636	610,393
256	579,418	6	13,186	22	56,065	905	71,537	284	648,669	905	71,537	1,189	720,206
315	753,386	2	3,824	111	281,082	1,560	119,360	428	1,038,292	1,560	119,360	1,988	1,157,652
244	559,440	53	128,921	814	78,142	297	688,361	814	78,142	1,111	766,503

distinguishing their NATIONALITY, that ENTERED and CLEARED with CARGOES at each PORT in BRITISH from 1914-15 to 1918-19—continued

CLEARED WITH CARGOES																PORT FROM WHICH CLEARED					
BRITISH				BRITISH INDIAN				FOREIGN				NATIVE CRAFT		TOTAL							
STEAM		SAILING		STEAM		SAILING		STEAM		SAILING		SAILING		STEAM			SAILING		STEAM AND SAILING		
vs.	tons	vs.	tons	vs.	tons	vs.	tons	vs.	tons	vs.	tons	vs.	tons	vs.	tons	vs.	tons	vs.	tons		
73	245,407	10	48,423	89	293,830	89	293,830			MADRAS—	
102	310,304	1	2,901	19	52,078	1	84	122	371,343	1	84	123	371,427			FORT SAINT GEORGE (CHIEF PORT)—	
80	281,718	2	5,922	10	22,104	21	2,643	92	289,744	21	2,643	113	292,387			1914-15	
64	208,299	1	2,981	11	25,003	3	423	76	236,203	3	423	79	236,626			1915-16	
65	218,193	2	558	4	495	12	37,438	10	1,819	77	250,632	16	2,872	93	253,504		1916-17
..		1917-18
..		1918-19
..		GOPALPUR—
..		1914-15
..		1915-16
..		1916-17
..		1917-18
..		1918-19
..		BARUVA—
..		1914-15
..		1915-16
..		1916-17
1	1,303	1	1,303	1	1,303		1917-18
..		1918-19
..	1	3,440	1	3,440	1	3,440		VIZAGAPATAM—
..		1914-15
2	5,612	2	5,612	2	5,612		1915-16
1	2,002	1	2,002	1	2,002		1916-17
..		1917-18
..		1918-19
..		BIMPATAM—
2	5,008	2	5,008	2	5,008		1914-15
..		1915-16
2	4,571	2	4,571	2	4,571		1916-17
..		1917-18
1	2,952	1	2,952	1	2,952		1918-19
..		COGANADA—
18	55,420	2	148	6	760	2	5,292	20	60,712	8	908	28	61,620			1914-15
17	51,517	1	74	6	1,288	3	8,864	2	143	20	60,381	9	1,505	29	61,886		1915-16
10	33,623	7	854	16	2,225	3	6,993	7	570	13	40,621	30	3,647	43	44,268		1916-17
4	14,312	18	1,258	39	4,859	16	2,141	4	14,312	70	8,252	74	22,564		1917-18
1	3,656	18	2,445	11	1,083	-1	3,656	29	3,528	30	7,184		1918-19
..	..	2	260	3	354	70	5,672	84	6,236	84	6,236		MARUPATAM—
..	3	461	81	4,798	84	5,259	84	5,259		1914-15
..	..	6	688	17	2,371	118	7,500	136	10,559	136	10,559		1915-16
..	2	408	82	5,319	84	5,727	84	5,727		1916-17
..	24	1,380	24	1,380	24	1,380		1917-18
..		1918-19
..		NIZAMPATNAM—
..	1	42	1	42		1914-15
..	1	23	1	23		1915-16
..		1916-17
..		1917-18
..		1918-19
..	..	1	123	1	147	6	491	8	701	8	701		KOTTAPATNAM—
..	3	244	3	244	3	244		1914-15
..		1915-16
..		1916-17
..		1917-18
..	1	68	1	68	1	68		1918-19

SHIPPING AT EACH PORT

No. 6—continued

NUMBER and TONNAGE of STEAM and SAILING VESSELS, including their REPEATED VOYAGES and INDIA, in each Official Year

PORT AT WHICH ENTERED	ENTERED WITH CARGOES																				
	BRITISH				BRITISH INDIAN				FOREIGN				NATIVE CRAFT		TOTAL						
	STEAM		SAILING		STEAM		SAILING		STEAM		SAILING		SAILING		STEAM		SAILING		STEAM AND SAILING		
vs.	tons	vs.	tons	vs.	tons	vs.	tons	vs.	tons	vs.	tons	vs.	tons	vs.	tons	vs.	tons	vs.	tons	vs.	tons
MADRAS—continued																					
CODDAGOR—																					
1914-15	7	22,390	7	819	1	79	7	665	7	22,390	15	1,568	23	23,953	
1915-16	2	4,004	4	342	1	1,860	6	508	3	5,864	10	850	13	6,714	
1916-17	3	10,059	4	319	5	486	3	10,059	9	805	12	10,864	
1917-18	7	492	7	474	14	966	14	966	
1918-19	3	233	11	805	14	1,038	14	1,038	
PORTO NOVO—																					
1914-15	10	772	12	1,018	22	1,790	22	1,790	
1915-16	7	403	4	492	24	1,842	35	2,737	35	2,737	
1916-17	7	400	2	254	16	1,195	25	1,849	25	1,849	
1917-18	3	155	2	239	16	1,378	23	1,772	23	1,772	
1918-19	3	153	16	1,089	19	1,242	19	1,242	
TIRUMALAVASSAL—																					
1914-15	1	144	2	128	3	272	3	272	
1915-16	1	42	1	97	2	139	2	139	
1916-17	8	617	2	134	1	28	11	770	11	770	
1917-18	1	36	1	42	2	121	4	199	4	199	
1918-19	
TRANQUERBAR—																					
1914-15	
1915-16	
1916-17	
1917-18	6	354	3	122	9	476	9	476	
1918-19	1	112	1	99	2	211	2	211	
NEGAPATAM—																					
1914-15	43	87,125	31	1,835	24	2,659	17	1,048	43	87,125	72	5,537	115	92,662	
1915-16	58	76,911	29	1,852	26	2,617	29	2,090	58	76,911	84	6,559	142	83,470	
1916-17	40	86,716	20	1,229	23	1,891	35	2,466	40	86,716	78	5,586	118	92,302	
1917-18	21	36,773	6	433	41	3,778	46	2,570	21	36,773	93	6,781	114	43,554	
1918-19	12	24,864	29	1,807	13	1,553	36	1,566	12	24,864	78	4,928	90	29,790	
VELANGANNI—																					
1914-15	2	262	2	262	2	262	
1915-16	2	306	2	306	2	306	
1916-17	6	815	6	815	6	815	
1917-18	4	528	4	528	4	528	
1918-19	1	132	1	132	1	132	
TOPPATURAI—																					
1914-15	8	384	15	515	23	899	23	899	
1915-16	14	677	16	621	30	1,298	30	1,298	
1916-17	7	310	23	780	30	1,090	30	1,090	
1917-18	2	143	4	242	27	814	33	1,199	33	1,199	
1918-19	16	411	15	411	15	411	
POINT CALIMERE—																					
1914-15	1	49	16	405	17	454	17	454	
1915-16	5	138	5	138	5	138	
1916-17	2	83	11	294	13	382	13	382	
1917-18	16	384	16	384	16	384	
1918-19	9	220	9	220	9	220	
MUTTUPET—																					
1914-15	
1915-16	
1916-17	
1917-18	
1918-19	1	102	1	102	1	102	

distinguishing their NATIONALITY, that ENTERED and CLEARED with CARGOES at each PORT in BRITISH from 1914-15 to 1918-19—continued

CLEARED WITH CARGOES																	PORT FROM WHICH CLEARED	
BRITISH		BRITISH INDIAN				FOREIGN				NATIVE CRAFT		TOTAL						
STEAM	SAILING	STEAM	SAILING	STEAM	SAILING	STEAM	SAILING	SAILING	STEAM	SAILING	STEAM AND SAILING	STEAM	SAILING	STEAM AND SAILING				
vs.	tons	vs.	tons	vs.	tons	vs.	tons	vs.	tons	vs.	tons	vs.	tons	vs.	tons			
MADRAS—continued																		
CUDDAIKUR—																		
19	61,602	1	140	3	10,984	5	450	22	77,588	6	605	28	73,191	1914-15
14	36,608	2	170	1	25	14	36,608	3	195	17	36,798	1915-16
7	15,315	3	208	1	2,168	1	51	8	17,482	4	239	12	17,721	1916-17
55	18,286	5	290	1	3,008	2	97	56	21,202	7	387	63	21,679	1917-18
8	9,087	2	124	1	57	8	527	3	9,087	11	703	14	9,770	1918-19
PORTO NOVO—																		
3	8,369	11	939	3	7,607	23	1,040	6	15,976	34	2,585	40	18,561	1914-15
3	8,264	15	1,132	9	909	1	1,821	37	3,160	4	10,085	61	5,201	65	15,286	1915-16
..	..	12	784	2	488	31	2,146	48	3,368	48	8,363	1916-17
1	2,197	18	834	4	846	32	2,204	1	2,197	40	3,394	50	5,581	1917-18
..	..	5	352	1	42	20	1,215	26	1,609	26	1,609	1918-19
TIRUMALAVASSAL—																		
..	..	2	110	5	434	6	447	18	991	18	991	1914-15
..	..	4	269	5	473	1	97	10	839	10	839	1915-16
..	..	11	824	5	454	5	347	21	1,625	21	1,625	1916-17
..	..	4	238	2	162	2	160	8	560	8	560	1917-18
..	..	2	180	1	104	1	69	4	356	4	356	1918-19
TRINQUEBAR—																		
..	1914-15
..	1915-16
..	1916-17
..	1917-18
..	1918-19
NEGAPATAM—																		
56	159,390	57	3,679	43	5,037	2	5,016	25	1,713	58	164,406	125	10,629	183	175,035	1914-15
60	156,642	60	4,111	48	5,520	42	2,601	60	156,642	150	12,242	210	168,884	1915-16
71	199,838	44	3,402	92	7,665	100	6,691	71	199,838	236	17,758	377	217,591	1916-17
54	140,807	20	1,144	65	6,384	66	3,590	54	140,807	151	11,118	205	160,925	1917-18
46	107,900	49	3,569	23	2,782	51	2,015	46	107,900	123	8,366	169	116,266	1918-19
VELANGANNI—																		
..	1	130	1	130	1	130	1914-15
..	1915-16
..	3	419	3	419	3	419	1916-17
..	1	129	1	129	1	129	1917-18
..	2	312	2	312	2	312	1918-19
TOPPUTURA—																		
..	13	620	55	2,156	68	2,776	68	2,776	1914-15
..	30	1,325	57	2,038	87	3,363	87	3,363	1915-16
..	20	959	64	2,209	84	3,163	84	3,163	1916-17
..	..	16	576	12	604	66	2,067	94	3,337	94	3,337	1917-18
..	..	6	230	27	799	33	1,029	33	1,029	1918-19
POINT CALIMERE—																		
..	1	58	27	627	28	685	28	685	1914-15
..	8	194	8	194	8	194	1915-16
..	22	516	22	516	22	516	1916-17
..	28	684	28	684	28	684	1917-18
..	17	392	17	392	17	392	1918-19
MUTTUPET—																		
..	1914-15
..	1915-16
..	1916-17
..	1917-18
..	5	540	5	540	5	540	1918-19

MADRAS
SHIPPING AT EACH PORT

(762)

No. 6—continued

NUMBER and TONNAGE of STEAM and SAILING VESSELS, including their REPEATED VOYAGES and INDIA, in each Official Year

PORT AT WHICH ENTERED	ENTERED WITH CARGOES																			
	BRITISH				BRITISH INDIAN				FOREIGN				NATIVE CRAFT		TOTAL					
	STEAM		SAILING		STEAM		SAILING		STEAM		SAILING		SAILING		STEAM		SAILING		STEAM AND SAILING	
vs.	tons	vs.	tons	vs.	tons	vs.	tons	vs.	tons	vs.	tons	vs.	tons	vs.	tons	vs.	tons	vs.	tons	
MADRAS—continued																				
ADIRAMPATNAM—																				
1914-15	8	372	6	402	25	1,045	39	1,909	39	1,909
1915-16	2	54	1	20	16	656	19	730	19	730
1916-17	15	685	14	440	27	915	56	2,049	56	2,049
1917-18	8	276	15	746	23	720	46	1,753	46	1,753
1918-19	11	330	30	1,509	9	299	50	2,138	50	2,138
ANMAPATNAM—																				
1914-15	2	1,062	6	176	1	23	2	59	2	1,062	9	263	11	1,325
1915-16	6	3,186	6	156	4	102	6	3,186	9	318	16	3,504
1916-17	14	7,434	5	156	4	231	14	7,434	9	387	23	7,821
1917-18	6	3,186	3	92	1	20	6	3,186	4	112	10	3,298	
1918-19	1	34	3	220	3	92	7	346	7	346
KILAKARAI—																				
1914-15	12	1,382	5	119	17	1,451	17	1,451
1915-16	7	817	6	130	13	947	13	947
1916-17	4	553	6	226	10	779	10	779
1917-18	5	551	6	256	11	787	11	787
1918-19
DEVIPATNAM—																				
1914-15	2	49	2	49	2	49
1915-16	3	71	3	71	3	71
1916-17	5	139	4	82	9	221	9	221
1917-18	4	94	4	94	4	94
1918-19	2	153	5	175	7	328	7	328
PAMBAN—																				
1914-15	34	18,054	6	592	9	260	34	18,054	15	852	49	18,906
1915-16	24	14,790	3	384	25	793	24	14,790	23	1,177	52	15,967
1916-17	18	9,558	4	421	10	376	18	9,558	14	797	32	10,355
1917-18	12	6,372	4	595	5	243	12	6,372	9	838	21	7,210
1918-19	5	2,655	3	273	10	273	5	2,655	13	551	18	3,206
TONDY—																				
1914-15	7	3,717	2	153	3	298	7	501	7	3,717	12	952	19	4,669
1915-16	1	531	4	257	6	554	8	720	1	531	17	1,531	18	2,062
1916-17	1	70	4	434	4	246	9	799	9	799
1917-18	2	1,062	4	372	2	1,062	4	372	6	1,434	
1918-19	6	3,186	6	188	6	3,186	6	188	12	3,374
TUTTIORIN—																				
1914-15	215	385,679	33	4,803	2	6,838	2	72	217	392,517	35	4,875	252	397,392
1915-16	155	270,166	24	3,671	2	194	155	270,166	26	3,865	181	274,031
1916-17	83	191,611	23	3,022	11	851	88	191,611	39	4,773	127	196,384
1917-18	89	127,295	1	87	40	5,539	1	3,834	38	2,821	89	127,295	79	8,447	169	135,742
1918-19	87	151,960	34	4,174	33	2,128	87	151,960	67	6,302	154	158,262
KULASSEKHARAPATNAM—																				
1914-15	20	1,945	20	1,945	20	1,945
1915-16	16	1,581	16	1,581	16	1,581
1916-17	17	1,726	17	1,726	17	1,726
1917-18	14	1,249	1	56	15	1,305	15	1,305
1918-19	15	1,388	15	1,388	15	1,388
KAYALPATNAM—																				
1914-15	3	180	3	180	3	180
1915-16	5	169	5	169	5	169
1916-17	1	28	6	176	7	204	7	204
1917-18	9	585	9	585	9	585
1918-19	7	347	7	347	7	347

distinguishing their NATIONALITY, that ENTERED and CLEARED with CARGOES at each PORT in BRITISH
from 1914-15 to 1918-19—continued

CLEARED WITH CARGOES															PORT FROM WHICH CLEARED					
BRITISH		BRITISH INDIAN				FOREIGN				NATIVE CRAFT		TOTAL								
STEAM		SAILING		STEAM		SAILING		STEAM		SAILING		STEAM		SAILING		STEAM AND SAILING				
vs.	tons	vs.	tons	vs.	tons	vs.	tons	vs.	tons	vs.	tons	vs.	tons	vs.	tons	vs.	tons			
MADRAS—continued																				
ADIRAMPATNAM—																				
..	..	1	22	11	1,013	48	2,570	58	3,605	58	3,605	1914-15
..	..	2	52	2	182	23	1,056	27	1,238	27	1,200	1915-16
..	..	25	1,320	18	720	60	2,759	103	4,799	103	4,799	1916-17
..	..	9	381	30	1,915	44	1,804	83	3,900	83	3,900	1917-18
..	..	2	214	45	3,440	12	478	59	4,132	59	4,132	1918-19
AMMAPATNAM—																				
18	9,558	21	534	8	277	9	264	18	9,558	38	1,075	56	10,633	1914-15
3	1,593	17	480	5	198	3	1,593	22	678	25	2,271	1915-16
1	531	18	500	1	531	18	500	19	1,031	1916-17
2	1,062	10	286	1	20	2	1,062	11	308	18	1,368	1917-18
5	2,058	6	184	11	357	2	58	5	2,058	19	599	24	3,257	1918-19
KILAKARAI—																				
..	15	1,571	9	314	24	1,885	24	1,885	1914-15
..	20	2,200	15	609	35	2,809	35	2,809	1915-16
..	13	1,394	9	593	22	1,987	22	1,987	1916-17
..	9	1,082	13	677	22	1,759	22	1,759	1917-18
..	1918-19
DEVIPATNAM—																				
..	3	151	3	151	3	151	1914-15
..	3	71	3	71	3	71	1915-16
..	5	156	3	332	13	538	13	538	1916-17
..	3	60	3	60	3	60	1917-18
..	2	190	4	153	6	343	6	343	1918-19
PAMBAN—																				
22	11,082	14	1,230	80	2,231	22	11,082	94	3,461	116	15,143	1914-15
15	7,965	18	1,677	62	2,493	15	7,965	80	4,170	95	12,135	1915-16
21	14,377	20	1,507	25	1,253	21	14,377	45	2,760	66	17,137	1916-17
13	6,003	2	263	17	839	13	6,003	19	1,102	32	3,005	1917-18
7	3,717	3	244	35	1,559	7	3,717	38	1,803	45	5,520	1918-19
TÓNDI—																				
1	531	1	531	1	531	1914-15
..	1	132	3	221	4	353	4	353	1915-16
..	1	76	1	76	1	76	1916-17
..	1	27	1	27	1	27	1917-18
..	5	206	5	206	5	206	1918-19
TÓTICORIN—																				
227	300,166	33	4,674	11	33,423	1	81	228	429,589	34	4,755	272	434,344	1914-15
194	325,427	26	3,513	8	29,033	1	114	202	345,460	27	3,627	229	349,087	1915-16
93	101,922	27	3,491	15	45,854	50	3,929	103	237,776	83	7,420	191	245,196	1916-17
104	150,002	34	4,229	11	31,730	22	1,899	115	182,332	56	6,038	171	188,420	1917-18
96	180,159	29	3,990	4	9,618	17	1,338	100	189,777	46	5,328	146	195,105	1918-19
KULASEKHARAPATNAM—																				
..	21	2,208	21	2,208	21	2,208	1914-15
..	17	1,592	17	1,592	17	1,592	1915-16
..	15	1,650	3	171	18	1,824	18	1,824	1916-17
..	12	1,042	1	56	13	1,098	13	1,098	1917-18
..	17	1,561	17	1,561	17	1,561	1918-19
KAYALPATNAM—																				
..	3	180	3	180	3	180	1914-15
..	1	1,063	3	735	1	1,063	3	136	4	1,198	1915-16
..	1	91	7	308	8	397	8	397	1916-17
..	5	845	6	301	11	1,146	11	1,146	1917-18
..	5	196	5	196	5	196	1918-19

distinguishing their NATIONALITY, that ENTERED and CLEARED with CARGOES at each PORT in BRITISH from 1914-15 to 1918-19—continued

CLEARED WITH CARGOES																		PORT FROM WHICH CLEARED	
BRITISH				BRITISH INDIAN				FOREIGN				NATIVE CRAFT		TOTAL					
STEAM		SAILING		STEAM		SAILING		STEAM		SAILING		STEAM		SAILING		STEAM AND SAILING			
YE.	TONS	YE.	TONS	YE.	TONS	YE.	TONS	YE.	TONS	YE.	TONS	YE.	TONS	YE.	TONS	YE.	TONS		
MADRAS—continued																		KILAKARAI—	
..	1914-15	
..	1915-16	
..	1916-17	
..	1917-18	
..	10	004	11	476	21	1,380	21	1,380	1918-19
MANGALORE—																		1914-15	
18	33,652	14	2,012	5	9,178	16	2,009	17	42,730	30	4,081	47	46,811	1915-16
2	5,191	4	565	16	2,176	2	5,191	20	2,741	22	7,932	1916-17
2	4,808	9	915	1	720	23	3,752	9	5,528	32	4,667	35	10,195	1917-18
..	14	1,470	12	1,520	26	2,996	26	2,996	1918-19
1	2,143	6	437	..	7	709	16	1,764	1	2,143	29	2,910	30	5,053	1914-15
..	2	359	2	194	5	558	5	558	1915-16
..	..	5	567	..	2	259	7	826	7	826	1916-17	
..	..	1	108	..	3	295	1	85	5	488	5	488	1917-18
..	..	2	160	4	439	6	599	6	599	1918-19
..	1	112	1	112	1	112	MALPE—
..	1914-15
..	1915-16
..	1916-17
..	1	108	1	108	1	108	1917-18
..	1918-19
COONDAFOOR—																		1914-15	
..	1915-16
..	1916-17
..	1	108	1	108	1	108	1917-18
..	1918-19
CANNANORE—																		1914-15	
..	1	15	1	15	1	15	1915-16
..	1916-17
..	1917-18
..	1918-19
TELLICHERRY—																		1914-15	
11	32,065	7	19,741	18	51,806	18	51,806	1915-16
6	19,943	1	3,529	7	22,472	7	22,472	1916-17
13	35,831	13	35,831	13	35,831	1917-18
..	1	134	1	134	1	134	1918-19	
1	2,903	1	84	1	89	1	2,903	2	173	3	3,076	BADAGARA—
..	1914-15
..	1915-16
..	1916-17
..	1917-18
..	1918-19
CALICUT—																		1914-15	
4	10,615	14	2,074	3	12,589	19	2,551	7	23,204	33	4,625	40	27,829	1915-16
10	26,439	1	137	4	15,453	74	9,537	14	41,892	76	9,074	89	51,566	1916-17
8	21,608	11	1,525	91	12,765	8	21,608	102	14,250	110	35,888	1917-18
4	9,497	18	2,111	27	3,070	4	9,497	45	5,181	49	14,678	1918-19
1	2,219	14	1,568	123	22,634	1	2,219	137	24,232	138	26,451	PONANI—
..	..	8	690	..	1	61	3	154	12	905	12	905	1914-15
..	..	6	511	..	4	232	10	793	10	793	1915-16	
..	3	503	3	503	3	503	1916-17	
..	7	675	7	508	14	1,183	14	1,183	1917-18
..	7	577	12	684	19	1,461	19	1,461	1918-19

MADRAS—BURMA
SHIPPING AT EACH PORT

(766)

No. 6—continued

NUMBER and TONNAGE of STEAM and SAILING VESSELS, including their REPEATED VOYAGES and INDIA, in each Official Year

PORT AT WHICH ENTERED	ENTERED WITH CARGOES																			
	BRITISH				BRITISH INDIAN				FOREIGN				NATIVE CRAFT		TOTAL					
	STEAM		SAILING		STEAM		SAILING		STEAM		SAILING		SAILING		STEAM		SAILING		STEAM AND SAILING	
vs.	tons	vs.	tons	vs.	tons	vs.	tons	vs.	tons	vs.	tons	vs.	tons	vs.	tons	vs.	tons	vs.	tons	
MADRAS—concluded																				
COCHIN—																				
1914-15	17	45,934	20	61,646	1	113	37	107,580	1	113	38	107,693	
1915-16	11	34,379	9	33,217	8	354	20	67,596	8	354	28	67,950	
1916-17	13	40,140	3	8,025	1	70	8	506	16	48,165	9	585	25	48,750	
1917-18	3	7,131	36	4,118	18	1,666	3	7,131	54	6,784	57	12,915	
1918-19	18	1,403	6	535	19	1,938	19	1,938	
DHANUSHKODI—																				
1914-15	329	86,482	329	86,482	329	86,482	
1915-16	434	114,658	10	625	434	114,658	10	625	444	114,683	
1916-17	500	131,316	500	131,316	500	131,316	
1917-18	676	177,250	1	19	675	177,250	1	19	676	177,269	
1918-19	515	135,144	1	19	515	135,144	1	19	516	135,163	
TOTAL OF SUBORDINATE PORTS—																				
1914-15	664	677,162	66	4,410	122	13,393	29	90,460	157	9,343	693	767,622	845	27,146	1,038	794,763
1915-16	701	544,517	53	3,250	105	11,830	15	51,094	187	11,182	716	595,611	845	26,212	1,001	621,823
1916-17	685	503,160	60	3,485	120	11,351	3	8,025	1	70	208	12,408	688	511,185	387	27,318	1,075	538,503
1917-18	812	368,470	33	1,898	183	19,196	1	3,834	235	13,366	813	372,304	451	34,460	1,264	406,764
1918-19	628	327,511	48	2,669	125	12,154	196	11,146	628	327,511	369	25,969	997	353,480
TOTAL OF ALL PORTS IN MADRAS—																				
1914-15	799	1,090,899	66	4,410	122	13,393	65	201,831	157	9,343	855	1,292,730	345	27,146	1,200	1,319,876
1915-16	815	922,150	53	3,250	2	5,922	105	11,830	36	103,491	183	11,285	853	1,031,563	346	26,365	1,199	1,057,928
1916-17	801	880,560	60	3,485	1	2,901	120	11,351	24	52,665	1	70	216	13,424	826	936,186	397	28,339	1,223	964,525
1917-18	918	725,348	33	1,898	183	19,196	7	15,605	240	13,996	925	740,953	456	34,790	1,381	775,743
1918-19	713	594,306	55	4,543	131	12,913	6	10,647	205	11,740	719	604,953	391	29,196	1,110	634,149
BURMA—																				
BANGOON (CHIEF PORT)—																				
1914-15	125	413,493	28	78,321	61	153,322	214	645,636	214	645,636	
1915-16	143	423,490	3	4,947	11	29,400	1	170	55	134,462	1	2,213	..	209	587,442	6	7,030	214	594,472	
1916-17	112	318,737	14	39,879	71	140,132	197	498,748	197	498,748	
1917-18	73	206,218	2	3,032	12	32,157	1	288	79	149,312	1	1,881	1	78	387,087	5	5,279	169	392,966	
1918-19	90	204,754	1	187	1	288	111	197,946	21	1,988	201	402,700	23	2,463	224	405,163
AKYAB—																				
1914-15	1	4,066	23	4,009	1	2,268	8	653	2	6,384	31	4,602	33	16,996
1915-16	2	1,099	2	1,099	2	1,099	
1916-17	2	209	2	209	
1917-18	3	762	3	762	3	762
1918-19	1	178	1	62	2	240	
BASSEIN—																				
1914-15	1	2,778	1	2,778	1	2,778	
1915-16	1	3,492	1	3,262	2	6,754	2	6,754	
1916-17	
1917-18	
1918-19	
MEROU—																				
1914-15	
1915-16	2	3,214	1	9	2	3,214	1	9	3	3,223	
1916-17	3	1,014	2	202	8	548	3	1,014	10	750	13	1,764	
1917-18	24	2,339	24	2,339	24	2,339	
1918-19	1	329	21	2,076	1	329	24	2,076	25	2,404	

distinguishing their NATIONALITY, that ENTERED and CLEARED with CARGOES at each PORT in BRITISH
from 1914-15 to 1918-19—continued

CLEARED WITH CARGOES																	PORT FROM WHICH CLEARED				
BRITISH				BRITISH INDIAN				FOREIGN				NATIVE CRAFT		TOTAL							
STEAM		SAILING		STEAM		SAILING		STEAM		SAILING		SAILING		STEAM		SAILING		STEAM AND SAILING			
vs.	tons	vs.	tons	vs.	tons	vs.	tons	vs.	tons	vs.	tons	vs.	tons	vs.	tons	vs.	tons	vs.	tons		
12	35,360	1	60	8	22,991	4	309	20	58,351	5	309	25	58,720	MADRAS—concluded * COCHIN— 1914-15	
11	29,736	7	25,548	0	471	18	55,279	0	471	27	55,750	1915-16	
10	28,423	1	58	1	2,933	1	79	6	846	11	31,856	8	482	19	31,838	1916-17	
8	27,778	6	506	1	2,874	10	548	9	30,652	16	1,139	25	31,791	1917-18	
5	15,155	3	350	1	4,478	18	1,404	3	19,633	21	1,844	27	21,477	1918-19	
401	105,372	401	105,372	401	105,372	DHANUSHKODI— 1914-15	
631	165,842	59	3,580	631	165,842	59	3,580	690	169,422	1915-16
658	172,842	658	172,842	658	172,842	1916-17	
671	176,188	671	176,188	671	176,188	1917-18	
532	139,610	532	139,610	532	139,610	1918-19	
807	926,760	106	6,851	208	23,079	46	130,261	422	24,321	852	1,057,021	736	54,251	1,588	1,111,272	TOTAL OF SUBORDI- NATE PORTS— 1914-15	
068	839,774	112	7,366	196	20,526	25	76,306	507	34,050	993	916,080	916	61,950	1,808	978,030	1915-16	
837	725,661	127	8,636	291	26,889	21	58,667	1	70	636	40,416	913	784,323	1,045	82,020	1,063	866,343	1916-17	
017	557,935	92	5,162	264	27,369	13	37,660	464	27,821	930	595,595	820	60,852	1,750	655,947	1917-18	
690	472,139	78	5,299	200	20,251	5	14,096	422	39,013	704	486,235	700	64,563	1,404	550,798	1918-19	
880	1,172,167	106	6,851	208	23,079	61	178,684	422	24,321	941	1,350,851	736	54,251	1,677	1,405,102	TOTAL OF ALL PORTS IN MADRAS— 1914-15	
1,070	1,156,078	112	7,366	1	2,961	196	20,526	44	128,384	508	34,143	1,115	1,287,423	816	62,034	1,931	1,349,457	1915-16	
977	987,379	127	8,636	2	5,922	231	26,889	31	80,771	1	79	657	49,050	1,010	1,074,072	1,066	84,663	2,076	1,158,735	1916-17	
981	766,201	92	5,162	1	2,931	264	27,369	24	62,668	467	28,244	1,006	831,798	823	60,775	1,829	892,573	1917-18	
764	685,332	80	6,857	304	20,746	17	51,535	432	40,832	781	736,867	716	67,435	1,497	804,302	1918-19	
196	616,177	17	46,915	93	235,585	1	172	306	898,677	1	172	307	898,849	BURMA— RANGOON (CHIEF PORT)— 1914-15	
187	537,851	4	6,135	7	10,334	94	191,933	1	2,213	288	740,118	5	8,348	293	748,466	1915-16	
183	531,656	2	3,190	8	10,192	160	267,615	356	818,695	2	3,190	358	821,885	1916-17	
131	806,301	3	4,017	5	10,657	1	141	243	398,270	5	8,027	11	1,076	379	805,318	20	14,160	399	819,478	1917-18	
181	441,180	1	1,969	1	189	301	558,624	2	4,303	32	3,150	483	1,001,803	35	7,732	518	1,009,535	1918-19	
6	16,185	28	4,739	3	6,541	28	2,565	9	22,726	56	7,304	65	30,030	ANYAR— 1914-15	
1	3,540	31	5,475	47	3,600	1	3,540	78	9,165	79	12,705	1915-16	
1	2,086	70	11,560	114	10,180	1	2,086	181	21,609	186	23,785	1916-17	
..	30	4,803	85	7,901	115	12,704	115	12,704	1917-18	
8	15,903	21	3,710	3	7,236	193	22,557	11	23,189	214	26,267	225	49,456	1918-19	
18	46,355	8	23,109	26	69,464	26	69,464	BASSERIN— 1914-15	
26	67,838	4	11,400	30	70,233	30	70,233	1915-16	
18	47,136	4	12,364	22	59,500	22	59,500	1916-17	
30	81,285	6	15,784	36	97,069	36	97,069	1917-18	
38	94,274	1	2,961	2	5,385	36	102,620	36	102,620	1918-19	
4	2,710	4	2,710	4	2,710	MERQUI— 1914-15	
5	8,550	4	87	5	8,550	4	87	9	8,637	1915-16	
7	2,526	3	262	13	1,003	7	2,526	16	1,265	23	2,791	23	3,791	1916-17	
3	988	16	1,554	3	938	16	1,554	10	2,492	1917-18	
1	405	1	91	32	2,044	1	405	33	2,135	34	2,540	1918-19	

BURMA

(768)

SHIPPING AT EACH PORT

No. 6—concluded

NUMBER and TONNAGE of STEAM and SAILING VESSELS, including their REPEATED VOYAGES and INDIA, in each Official Year

PORT AT WHICH ENTERED	ENTERED WITH CARGOES																			
	BRITISH				BRITISH INDIAN				FOREIGN				NATIVE CRAFT		TOTAL					
	STEAM		SAILING		STEAM		SAILING		STEAM		SAILING		SAILING		STEAM		SAILING		STEAM AND SAILING	
	vs.	tons	vs.	tons	vs.	tons	vs.	tons	vs.	tons	vs.	tons	vs.	tons	vs.	tons	vs.	tons	vs.	tons
BURMA—continued																				
MOULMSEIN—																				
1914-15	1	2,848	1	738	2	3,581	2	3,581	
1915-16	1	716	1	2,217	2	2,932	2	2,932	
1916-17	22	7,656	22	7,656	22	7,656	
1917-18	6	1,958	1	376	5	426	7	2,381	5	426	12	2,760	
1918-19	10	3,307	4	3,008	31	1,802	14	6,403	31	1,802	45	8,205	
TAVOX—																				
1914-15	3	582	3	582	3	582	
1915-16	3	4,955	3	4,955	3	4,955	
1916-17	2	718	6	487	2	718	6	487	8	1,205	
1917-18	1	340	8	423	1	340	8	423	9	823	
1918-19	8	565	8	565	8	565	
VICTORIA POINT—																				
1914-15	31	23,143	3	2,622	1	30	3	10	34	25,765	4	40	38	25,805	
1915-16	28	18,321	1	8	28	18,321	1	8	29	18,329	
1916-17	18	6,120	1	10	18	6,120	1	10	19	6,130	
1917-18	19	7,347	1	45	19	7,347	1	45	21	7,392	
1918-19	21	8,505	1	45	21	8,505	1	45	22	8,550	
TOTAL OF SUBORDINATE PORTS—																				
1914-15	36	30,639	23	4,009	6	8,401	1	30	11	663	42	39,040	36	4,702	77	43,742	
1915-16	37	31,797	2	5,479	2	17	39	37,276	2	17	41	37,293	
1916-17	46	15,508	2	202	17	1,254	46	15,508	19	1,456	64	16,964	
1917-18	26	9,645	3	762	1	376	38	3,293	27	10,021	41	4,055	68	14,076	
1918-19	31	11,902	1	173	5	3,335	65	4,609	33	15,237	66	4,757	102	20,124	
TOTAL OF ALL PORTS IN BURMA—																				
1914-15	161	444,132	23	78,321	23	4,009	67	162,223	1	30	11	663	256	684,676	36	4,702	201	689,378
1915-16	180	455,237	3	4,647	11	29,400	1	170	57	139,911	1	2,213	2	17	248	624,718	7	7,047	255	631,765
1916-17	157	334,245	14	30,879	71	140,132	2	202	17	1,254	242	514,256	19	1,456	261	515,712
1917-18	99	215,863	2	3,932	12	32,157	4	1,050	83	149,683	1	1,981	39	3,371	191	397,708	46	9,331	237	407,042
1918-19	121	216,656	1	187	2	460	116	201,281	86	6,507	237	417,937	89	7,250	326	425,187

BURMA
SHIPPING AT EACH PORT

distinguishing their NATIONALITY, that ENTERED and CLEARED with CARGOES at each PORT in BRITISH from 1914-15 to 1918-19—concluded

CLEARED WITH CARGOES																PORT FROM WHICH CLEARED			
BRITISH		BRITISH INDIAN				FOREIGN				NATIVE CRAFT		TOTAL							
STEAM		SAILING		STEAM		SAILING		STEAM		SAILING		STEAM		SAILING			STEAM AND SAILING		
vs.	tons	vs.	tons	vs.	tons	vs.	tons	vs.	tons	vs.	tons	vs.	tons	vs.	tons	vs.	tons		
BURMA—continued																			
MOULMAIN—																			
4	10,867	4	6,464	8	16,881	8	16,881		
18	44,789	18	44,789	18	44,789		
25	8,845	1	158	17	11,419	42	20,264	1	163	43	20,417		
14	6,111	35	22,038	22	2,022	49	28,149	22	2,022	71	30,171	
19	5,422	1	189	46	29,275	17	1,171	66	34,886	17	1,171	83	36,057
TAVOY—																			
4	776	1	97	4	776	1	97	5	878		
..		
1	378	1	1,780	15	821	2	2,108	15	821	17	2,929		
1	340	1	1,730	28	1,510	2	2,070	28	1,510	30	3,580		
1	405	11	665	1	405	11	665	12	1,070		
VICTORIA POINT																			
81	24,088	8	2,622	1	30	1	3	34	26,690	2	33	36	26,723		
37	15,523	27	15,523	27	15,523		
19	6,460	6	54	19	6,460	6	54	25	6,514		
20	7,752	17	226	20	7,752	17	223	37	7,978		
20	8,100	4	117	20	8,100	4	117	24	8,217		
TOTAL OF SUBORDINATE PORTS—																			
67	100,467	28	4,739	18	38,736	1	30	30	2,665	85	139,203	59	7,434	144	146,637	
77	140,236	31	5,475	4	11,400	51	3,777	81	161,635	82	9,252	163	160,887	
71	67,431	1	1,780	71	11,722	21	28,785	3	262	148	12,008	93	92,944	222	23,992	315	116,936
68	96,426	1	1,730	30	4,803	41	37,822	168	13,213	110	135,978	198	18,016	308	158,994
82	124,509	2	3,159	21	8,710	51	41,946	1	91	257	26,554	135	169,695	270	30,355	414	199,960
TOTAL OF ALL PORTS IN BURMA—																			
263	716,644	17	46,915	28	4,739	111	274,321	1	30	31	2,887	391	1,037,880	60	7,698	451	1,045,486
264	678,086	4	6,136	7	10,334	31	5,475	98	208,333	1	2,213	51	3,777	369	891,753	87	17,600	456	909,353
259	699,080	2	3,190	9	20,922	71	11,722	181	291,628	3	262	148	12,008	449	911,639	224	27,182	673	938,821
199	492,817	3	4,917	6	12,337	31	4,944	284	436,092	5	8,027	179	14,289	439	941,296	218	32,176	707	973,472
263	865,689	3	5,149	22	3,899	352	600,570	3	4,484	269	29,704	618	1,171,408	314	38,087	932	1,209,495

SHIPPING AT EACH PORT

distinguishing their NATIONALITY, that ENTERED and CLEARED in BALLAST at each PORT in BRITISH from 1914-15 to 1918-19

CLEARED IN BALLAST																PORT FROM WHICH CLEARED	
BRITISH		BRITISH INDIAN				FOREIGN				NATIVE CRAFT		TOTAL					
STEAM		SAILING		STEAM		SAILING		STEAM		SAILING		STEAM		SAILING			STEAM AND SAILING
vs.	tons	vs.	tons	vs.	tons	vs.	tons	vs.	tons	vs.	tons	vs.	tons	vs.	tons	vs.	tons
BENGAL—																	
CALCUTTA (CHIEF PORT)—																	
51	165,365	13	39,371	64	204,736	64	204,736
84	105,472	10	23,947	44	129,419	44	129,419
13	43,074	8	27,195	21	70,269	21	70,269
11	38,884	8	25,745	19	64,629	19	64,629
10	36,711	6	16,392	16	58,103	16	58,103
CHITTAGONG—																	
..
3	8,577	3	8,577	3	8,577
..
..	2	4,653	2	4,653	2	4,653
..
TOTAL OF ALL PORTS IN BENGAL—																	
51	165,365	13	39,371	64	204,736	64	204,736
87	114,049	10	23,947	47	137,996	47	137,996
13	43,074	8	27,195	21	70,269	21	70,269
11	38,884	10	30,888	21	69,282	21	69,282
10	36,711	6	16,392	16	58,103	16	58,103
BOMBAY—																	
BOMBAY (CHIEF PORT)—																	
57	266,293	10	21,762	67	188,055	67	188,055
14	40,091	78	31,542	1	213	1	69	27	71,638	2	232	29	71,915
9	28,910	54	15,512	1	616	63	44,422	1	615	64	45,037
4	13,221	8	15,651	1	26	12	29,372	1	26	13	28,898
14	27,998	17	38,363	3	490	31	66,361	3	490	34	66,841
BASSIN—																	
..	1	40	1	40	1	40
..
..
..
..
BROACH—																	
..
..
..
..	2	149	2	149	2	149
..
KARANJA—																	
..
..
..
..
..

(BOMBAY—SIND—MADRAS
SHIPPING AT EACH PORT

(772)

No. 7—continued

NUMBER and TONNAGE of STEAM and SAILING VESSELS, including their REPEATED VOYAGES and INDIA, in each Official Year

PORT AT WHICH ENTERED	ENTERED IN BALLAST																			
	BRITISH				BRITISH INDIAN				FOREIGN				NATIVE CRAFT		TOTAL					
	STEAM		SAILING		STEAM		SAILING		STEAM		SAILING		SAILING		STEAM		SAILING		STEAM AND SAILING	
	vs.	tons	vs.	tons	vs.	tons	vs.	tons	vs.	tons	vs.	tons	vs.	tons	vs.	tons	vs.	tons	vs.	tons
BOMBAY—continued																				
TOTAL OF SUBORDINATE PORTS—																				
1914-15
1915-16
1916-17
1917-18	3	467	3	467	3	467	..
1918-19
TOTAL OF ALL PORTS IN BOMBAY—																				
1914-15	48	122,381	8	23,324	56	145,705	56	145,705	..
1915-16	185	333,795	23	55,894	158	389,689	158	389,689	..
1916-17	125	316,859	75	55,892	200	372,751	200	372,751	..
1917-18	37	98,266	24	49,538	17	2,186	61	147,799	17	2,186	78	149,985	..
1918-19	15	46,072	18	39,316	20	3,715	38	85,388	20	3,715	53	89,108	..
SIND—																				
KARACHI (CHIEF PORT)—																				
1914-15	74	193,176	5	9,545	11	23,949	9	868	90	226,670	9	868	99	227,538
1915-16	109	255,161	3	6,206	7	14,780	18	1,402	119	276,147	18	1,402	137	277,549
1916-17	140	336,939	19	50,273	10	8,830	159	387,212	110	8,830	269	396,042
1917-18	203	507,224	100	256,682	730	63,831	303	763,906	720	53,831	1,033	817,737
1918-19	107	239,995	52	119,293	331	32,191	159	359,288	331	32,191	490	391,479
MADRAS—																				
FORT SAINT GEORGE (CHIEF PORT)—																				
1914-15	9	21,462	9	21,462	9	21,462	..
1915-16	14	31,839	14	31,839	14	31,839	..
1916-17	10	24,525	1	2,167	9	1,250	11	26,692	9	1,250	20	27,942	..
1917-18	1	3,757	3	10,026	12	1,382	4	13,783	12	1,382	16	15,165	..
1918-19	2	4,228	2	381	2	4,228	2	381	4	4,609	..
GOPALPUR—																				
1914-15
1915-16
1916-17
1917-18
1918-19	1	2,931	1	2,931	1	2,931	..
VIRAGAPATAN—																				
1914-15	2	5,862	2	5,862	2	5,862	..
1915-16	2	5,141	2	5,141	2	5,141	..
1916-17	3	5,809	3	5,809	3	5,809	..
1917-18	1	3,490	1	3,490	1	3,490	..
1918-19	1	2,176	2	166	1	2,176	2	166	3	2,342	..
BIMLIPATAN—																				
1914-15	1	2,805	1	2,805	1	2,805	..
1915-16	1	2,499	1	2,499	1	2,499	..
1916-17	2	4,061	2	4,061	2	4,061	..
1917-18	3	427	3	427	3	427	..
1918-19
COCANADA—																				
1914-15	3	8,706	4	577	7	820	4	268	3	8,706	15	1,665	18	10,371	..
1915-16	1	2,499	1	74	6	983	5	329	1	2,499	12	1,386	13	3,885	..
1916-17	8	1,045	18	1,967	11	749	37	3,761	37	3,761	..
1917-18	6	720	29	3,669	11	986	46	5,325	46	5,325	..
1918-19	1	187	17	1,898	25	2,011	43	4,096	43	4,096	..

SHIPPING AT EACH PORT

No. 7—continued

NUMBER and TONNAGE of STEAM and SAILING VESSELS, including their REPEATED VOYAGES and INDIA, in each Official Year

PORT AT WHICH ENTERED	ENTERED IN BALLAST																				
	BRITISH				BRITISH INDIAN				FOREIGN				NATIVE CRAFT		TOTAL						
	STEAM		SAILING		STEAM		SAILING		STEAM		SAILING		SAILING		STEAM		SAILING		STEAM AND SAILING		
vs.	tons	vs.	tons	vs.	tons	vs.	tons	vs.	tons	vs.	tons	vs.	tons	vs.	tons	vs.	tons	vs.	tons	vs.	tons
MADRAS—continued																					
MASULIPATAN—																					
1914-15	3	469	83	4,818	66	5,287	66	..	5,287	
1915-16	5	737	89	5,865	94	6,602	94	..	6,602	
1916-17	3	332	18	2,667	100	7,048	121	10,047	121	..	10,047
1917-18	6	1,300	82	6,338	88	7,638	88	..	7,638
1918-19	3	556	62	5,420	66	5,976	66	..	5,976
NIKAMPATNAM—																					
1914-15	5	194	5	194	5	..	194	
1915-16	1	23	1	23	1	..	23	
1916-17	5	298	5	298	5	..	298	
1917-18	2	368	2	368	2	..	368	
1918-19	
KOTTAPATNAM—																					
1914-15	4	321	4	321	4	..	321	
1915-16	
1916-17	15	958	15	958	15	..	958	
1917-18	12	712	12	712	12	..	712	
1918-19	1	91	1	91	1	..	91	
UDDALORE—																					
1914-15	1	3,677	1	79	1	3,677	1	79	2	..	3,756	
1915-16	1	84	1	1,994	1	79	1	1,994	2	163	3	..	2,157	
1916-17	1	2,089	1	61	1	31	1	2,089	2	92	3	..	2,181	
1917-18	4	94	4	94	4	..	94	
1918-19	5	277	5	277	5	..	277	
PORTO NOVO—																					
1914-15	1	3,096	1	176	2	5,547	4	181	3	8,643	5	357	8	..	9,000	
1915-16	1	2,738	4	309	5	467	12	1,008	1	2,738	21	1,784	22	..	4,522	
1916-17	1	2,289	5	334	12	648	1	2,289	17	982	18	..	3,271	
1917-18	9	505	3	244	9	441	21	1,190	21	..	1,190	
1918-19	1	69	1	84	3	204	5	357	5	..	357	
TIRUMALAVASSAL—																					
1914-15	1	36	2	118	3	154	3	..	154	
1915-16	2	148	2	255	4	403	4	..	403	
1916-17	3	222	3	320	2	74	8	616	8	..	616	
1917-18	2	176	2	211	4	268	8	655	8	..	655	
1918-19	1	25	1	70	2	95	2	..	95	
NAGORE—																					
1914-15	1	81	1	81	1	..	81	
1915-16	
1916-17	
1917-18	
1918-19	
NEGAPATAM—																					
1914-15	12	13,595	24	1,718	28	2,908	2	7,779	9	578	14	21,374	51	5,204	76	..	26,578
1915-16	11	27,743	28	1,974	31	3,837	3	7,914	20	1,200	14	35,657	79	7,011	93	..	42,668
1916-17	6	15,346	22	1,789	67	6,046	64	4,369	6	15,346	153	12,164	159	..	27,500
1917-18	2	5,959	17	923	34	3,297	43	2,227	2	5,959	94	6,447	96	..	12,406
1918-19	1	531	26	2,132	13	1,260	20	1,058	1	531	59	4,450	60	..	4,581

distinguishing their NATIONALITY, that ENTERED and CLEARED in BALLAST at each PORT in BRITISH from 1914-15 to 1918-19—continued

CLEARED IN BALLAST.																	PORT FROM WHICH CLEARED			
BRITISH		BRITISH INDIAN				FOREIGN				NATIVE CRAFT		TOTAL								
STEAM		SAILING		STEAM		SAILING		STEAM		SAILING		SAILING		STEAM		SAILING		STEAM AND SAILING		
vs.	tons	vs.	tons	vs.	tons	vs.	tons	vs.	tons	vs.	tons	vs.	tons	vs.	tons	vs.	tons	vs.	tons	
MADRAS—continued																				
MASULIPATAM—																				
..	2	162	2	162	2	162	1914-15
..	1915-16
..	1916-17
..	1917-18
..	1918-19
NIZAMPATNAM—																				
..	1914-15
..	1915-16
..	1916-17
..	1917-18
..	1918-19
KOTTAPATNAM—																				
..	1914-15
..	1915-16
..	1916-17
..	1917-18
..	1918-19
CUDDALORE—																				
1	3,048	1	3,048	1	3,048	1914-15
..	1	2,599	1	2,599	1	2,599	1915-16
..	1	295	1	295	1	..	295	1916-17
..	1917-18
1	830	1	830	1	830	1918-19
PORO NOVO—																				
..	..	1	75	1	54	2	129	2	129	1914-15
..	1	95	1	113	3	208	2	208	1915-16
..	1	54	1	54	1	54	1916-17
..	1	29	1	29	1	29	1917-18
..	1	97	1	97	1	97	1918-19
TIRUMALAYASSETT—																				
..	1	91	1	91	1	..	91	1914-15
..	1915-16
..	1	90	1	90	1	90	1916-17
..	1917-18
..	1918-19
NAGORE—																				
..	1914-15
..	1915-16
..	1916-17
..	1917-18
..	1918-19
NEGAPATAM—																				
7	10,366	2	76	2	189	1	2,546	1	29	8	19,211	5	294	13	13,503	1914-15
1	1,725	5	480	1	2,184	3	262	2	3,809	6	743	10	4,651	1915-16
1	2,708	1	2,708	1	2,708	1916-17
..	1	123	3	191	4	314	4	314	1917-18
..	..	2	211	6	469	8	680	8	680	1918-19

distinguishing their NATIONALITY, that ENTERED and CLEARED in BALLAST at each PORT in BRITISH from 1914-15 to 1918-19—continued

CLEARED IN BALLAST																	PORT FROM WHICH CLEARED		
BRITISH		BRITISH INDIAN				FOREIGN				NATIVE CRAFT		TOTAL							
STEAM		SAILING		STEAM		SAILING		STEAM		SAILING		STEAM		SAILING		STEAM AND SAILING			
vs.	tons	vs.	tons	vs.	tons	vs.	tons	vs.	tons	vs.	tons	vs.	tons	vs.	tons	vs.	tons		
MADRAS—continued																	VILANGANNI—		
..	1914-15	
..	1915-16	
..	1916-17	
..	1917-18	
..	1918-19	
TÓPPURAI—																	1914-15		
..	1	41	3	129	4	170	4	170	1915-16
..	2	248	2	248	2	248	1916-17
..	1	88	1	88	1	88	1917-18
..	1	49	1	49	1	49	1918-19
..	6	212	6	212	6	212	1914-15
POINT CALIMERE—																	1915-16		
..	6	119	6	119	6	119	1916-17
..	1	20	1	20	1	20	1917-18
..	5	100	5	100	5	100	1918-19
..	8	175	8	175	8	175	1914-15
MUTTUPET—																	1915-16		
..	1916-17
..	1917-18
..	1918-19
ADIRÁPATNAM—																	1914-15		
..	..	2	110	8	48	5	158	5	158	1915-16
..	..	1	180	1	84	2	214	2	214	1916-17
..	1917-18
..	8	125	3	125	3	125	1918-19
..	..	2	84	8	93	1	39	6	216	6	216	1914-15
ANNÁPATNAM—																	1915-16		
6	3,186	1	24	6	3,186	1	24	7	3,210	7	3,210	1916-17
1	531	1	531	1	531	1	531	1917-18
1	531	1	17	1	17	2	548	2	548	1918-19
..	1914-15
KÍLAKARAI—																	1915-16		
..	1	221	1	10	2	231	2	231	1916-17
..	1	97	1	97	1	97	1917-18
..	1918-19
..	2	108	2	108	2	108	1914-15
..	1915-16
..	1916-17
..	1917-18
..	1918-19
DEVIPATNAM—																	1914-15		
..	1	30	1	30	1	30	1915-16
..	3	71	3	71	3	71	1916-17
..	1	21	1	21	1	21	1917-18
..	1	82	1	86	2	118	2	118	1918-19
..	1	98	1	21	2	59	2	59	1914-15

distinguishing their NATIONALITY, that ENTERED and CLEARED in BALLAST at each PORT in BRITISH from 1914-15 to 1918-19—continued

CLEARED IN BALLAST																PORT FROM WHICH CLEARED				
BRITISH				BRITISH INDIAN				FOREIGN				NATIVE CRAFT		TOTAL						
STEAM		SAILING		STEAM		SAILING		STEAM		SAILING		SAILING		STEAM			SAILING		STEAM AND SAILING	
vs.	tons	vs.	tons	vs.	tons	vs.	tons	vs.	tons	vs.	tons	vs.	tons	vs.	tons		vs.	tons	vs.	tons
MADRAS—continued																				
PAMRAN—																				
6	2,919	7	688	4	124	6	2,919	11	807	17	3,726	1914-15
3	9,662	4	305	14	426	3	9,662	18	791	21	10,463	1915-16
..	1	78	8	259	9	382	9	332	1916-17
..	10	1,068	7	329	17	1,392	17	1,392	1917-18
..	5	458	18	1,022	23	1,475	23	1,475	1918-19
TONDICHERY—																				
..	4	445	4	445	4	445	1914-15
..	1	188	4	416	5	604	5	604	1915-16
..	4	273	4	273	4	273	1916-17
..	1	144	1	144	1	144	1917-18
..	1	48	2	93	3	141	3	141	1918-19
TUTICORIN—																				
15	34,364	1	2,305	16	36,669	16	36,669	1914-15
1	2,382	1	2,382	1	2,382	1915-16
1	4,937	1	180	1	4,937	1	180	2	5,067	1916-17
..	2	128	19	1,064	21	1,192	21	1,192	1917-18
..	4	182	4	182	4	182	1918-19
KAYALPATNAM—																				
..	1914-15
..	1	20	1	20	1	20	1915-16
..	1916-17
..	1	17	1	17	1	17	1917-18
..	2	89	2	89	2	89	1918-19
KULASEKHARAPATTANAM—																				
..	1914-15
..	1915-16
..	1916-17
..	1917-18
..	1918-19
MANGALORE—																				
..	1914-15
..	1915-16
..	1916-17
..	1917-18
..	1918-19
MADRAS—																				
..	1914-15
..	1915-16
..	1916-17
..	1917-18
..	1918-19

SHIPPING AT EACH PORT

No. 7—continued

NUMBER and TONNAGE of STEAM and SAILING VESSELS, including their REPEATED VOYAGES and INDIA, in each Official Year

PORT AT WHICH ENTERED	ENTERED IN BALLAST																				
	BRITISH				BRITISH INDIAN				FOREIGN				NATIVE CRAFT		TOTAL						
	STEAM		SAILING		STEAM		SAILING		STEAM		SAILING		SAILING		STEAM		SAILING		STEAM AND SAILING		
	vs.	tons	vs.	tons	vs.	tons	vs.	tons	vs.	tons	vs.	tons	vs.	tons	vs.	tons	vs.	tons	vs.	tons	
MADRAS—concluded																					
CANNANORE—																					
1914-15	
1915-16	
1916-17	
1917-18	3.	
1918-19	
BALLARA—																					
1914-15	
1915-16	
1916-17	
1917-18	
1918-19	
CALCUTTA—																					
1914-15	9	1,228	2	277	11	1,505	11	1,505	
1915-16	..	1	2,509	2	176	6	768	1	2,509	8	944	9	3,453	
1916-17	1	128	9	1,328	12	1,689	12	1,689	
1917-18	2	210	7	1,176	7	1,176	
1918-19	20	4,800	20	4,800	20	4,800	
PONANI—																					
1914-15	1	47	1	47	1	47	
1915-16	2	133	2	133	2	133	
1916-17	1	129	1	129	1	129	
1917-18	3	297	3	297	3	297	
1918-19	
COCHIN—																					
1914-15	
1915-16	..	1	1,755	1	135	1	1,755	1	135	2	1,890	
1916-17	..	2	3,818	3	348	2	3,818	3	348	5	4,166	
1917-18	..	1	2,068	1	57	2	282	1	2,068	3	339	4	2,407	
1918-19	..	6	8,882	2	144	1	1,881	2	261	7	10,763	4	405	11	11,168	
DHANUSHKODI—																					
1914-15	..	134	35,200	134	35,200	134	35,200	
1915-16	..	197	51,782	56	3,234	197	51,782	56	3,234	253	55,016	
1916-17	..	159	41,788	159	41,788	159	41,788	..	
1917-18	..	50	13,134	1	28	60	13,134	1	28	61	13,162	
1918-19	..	18	4,730	1	28	18	4,730	1	28	19	4,758	
TOTAL OF SUBORDINATE PORTS—																					
1914-15	..	173	83,030	42	2,815	117	11,740	6	14,842	254	12,747	179	97,872	413	27,302	502	125,174
1915-16	..	224	104,392	50	3,472	105	11,407	4	9,908	291	16,948	228	114,300	446	31,827	674	146,127
1916-17	..	176	76,262	61	4,667	192	18,137	388	23,746	176	70,262	641	40,550	817	122,812
1917-18	..	58	26,775	61	3,555	113	12,329	275	16,673	58	26,775	449	32,557	507	59,332
1918-19	..	30	21,074	37	2,849	82	8,797	1	1,881	234	19,700	31	22,955	353	30,346	384	53,301
TOTAL OF ALL PORTS IN MADRAS—																					
1914-15	..	182	104,492	42	2,815	117	11,740	6	14,842	254	12,747	188	119,334	413	27,302	601	146,636
1915-16	..	238	136,231	50	3,472	105	11,407	4	9,908	291	16,948	242	146,139	446	31,827	688	177,966
1916-17	..	186	100,787	61	4,667	192	18,137	1	2,187	397	24,996	187	102,954	650	47,800	837	150,754
1917-18	..	59	30,532	61	3,555	113	12,329	3	10,026	287	18,055	62	40,558	461	33,939	523	74,497
1918-19	..	32	25,302	37	2,849	82	8,797	1	1,881	236	19,081	33	27,183	355	30,727	388	57,910

distinguishing their NATIONALITY, that ENTERED and CLEARED in BALLAST at each PORT in BRITISH from 1914-15 to 1918-19—continued

CLEARED IN BALLAST																	PORT FROM WHICH CLEARED			
BRITISH				BRITISH INDIAN				FOREIGN				NATIVE CRAFT		TOTAL						
STEAM		SAILING		STEAM		SAILING		STEAM		SAILING		SAILING		STEAM		SAILING		STEAM AND SAILING		
vs.	tons	vs.	tons	vs.	tons	vs.	tons	vs.	tons	vs.	tons	vs.	tons	vs.	tons	vs.	tons			
																	MADRAS—concluded			
																	CANNANORE—			
..	1914-15		
2	7,897	2	7,897	2	7,897	1915-16		
..	1916-17		
..	1917-18		
..	1918-19		
																	KALLAYA—			
..	1914-15		
..	1915-16		
..	1916-17		
..	1917-18		
..	1918-19		
																	CALICUT—			
..	1914-15		
..	1915-16		
..	1916-17		
..	1917-18		
..	1918-19		
																	PONANI—			
..	1914-15		
..	1915-16		
..	1916-17		
..	1917-18		
..	1918-19		
																	COCHIN—			
1	3,941	2	2,126	3	6,067	3	6,067	1914-15	
2	9,879	1	198	2	9,879	1	198	3	10,077	1915-16	
..	1916-17	
1	2,931	1	2,931	1	2,931	1917-18	
..	1918-19	
																	DHANUSKODI—			
60	15,782	60	15,782	60	15,782	1914-15		
..	6	262	6	262	1915-16		
1	262	1	262	1	262	1916-17		
..	1	28	1	28	1917-18		
..	1	28	1	28	1918-19		
																	TOTAL OF SUBORDI-NATE PORTS—			
99	81,813	6	285	12	1,225	6	11,012	26	1,145	105	92,825	44	2,655	149	95,480	1914-15
10	32,076	1	180	15	1,671	3	5,853	33	1,604	13	37,929	49	3,455	62	41,384	1915-16
4	8,438	2	368	19	952	4	8,438	21	1,320	25	9,758	1916-17
1	2,931	19	1,664	40	1,952	1	2,931	59	3,616	60	6,547	1917-18
1	830	4	295	10	632	50	2,427	1	830	64	3,354	65	4,184	1918-19
																	TOTAL OF ALL PORTS IN MADRAS—			
100	84,017	6	285	12	1,225	6	11,012	26	1,145	106	95,929	44	2,655	150	98,584	1914-15
10	32,076	1	180	15	1,671	3	5,853	33	1,604	13	37,929	49	3,455	62	41,384	1915-16
4	8,438	2	368	19	952	4	8,438	21	1,320	25	9,758	1916-17
1	2,931	19	1,664	40	1,952	1	2,931	59	3,616	60	6,547	1917-18
1	830	4	295	10	632	1	1,070	51	2,523	2	1,900	65	3,455	67	6,356	1918-19

SHIPPING AT EACH PORT

No. 7—concluded.

NUMBER and TONNAGE of STEAM and SAILING VESSELS, including their REPEATED VOYAGES and INDIA, in each Official Year

PORT AT WHICH ENTERED	ENTERED IN BALLAST																			
	BRITISH				BRITISH INDIAN				FOREIGN				NATIVE CRAFT		TOTAL					
	STEAM		SAILING		STEAM		SAILING		STEAM		SAILING		SAILING		STEAM		SAILING		STEAM AND SAILING	
	vs.	tons	vs.	tons	vs.	tons	vs.	tons	vs.	tons	vs.	tons	vs.	tons	vs.	tons	vs.	tons	vs.	tons
BURMA—																				
RANGOON (CHIEF PORT)—																				
1914-15	34	101,956	1	1,103	14	27,124	49	130,183	45	130,183
1915-16	62	168,202	1	1,488	2	4,064	33	40,740	97	213,006	1	1,488	98	214,494
1916-17	57	132,018	1	1,860	82	100,019	139	232,037	1	1,860	140	233,897
1917-18	51	141,870	5	2,563	4	885	148	205,322	5	8,392	109	340,992	14	11,840	213	358,832
1918-19	71	178,958	9	1,111	3	7,830	8	1,555	107	283,198	1	2,147	0	425	241	469,030	24	6,238	203	475,224
ANKYAB—																				
1914-15	6	20,664	4	777	1	1,951	9	833	7	22,615	13	1,610	20	24,225
1915-16	6	24,475	19	3,067	16	1,362	6	24,475	35	4,429	41	28,904
1916-17	7	24,420	44	7,108	46	3,787	7	24,420	90	10,895	97	35,315
1917-18	2	7,396	27	4,640	2	2,358	44	3,412	4	9,754	71	8,052	75	17,806
1918-19	6	15,590	12	1,859	3	7,280	90	9,129	9	22,870	102	10,978	111	33,844
BASSEIN—																				
1914-15	14	37,450	14	37,450	14	37,450
1915-16	17	43,813	5	14,019	22	57,837	22	57,837
1916-17	21	63,938	1	2,765	22	61,703	22	61,703
1917-18	25	70,438	2	6,321	27	76,759	27	76,759
1918-19	29	83,176	29	83,176	29	83,176
MERGUT—																				
1914-15	2	388	2	388	2	388
1915-16
1916-17	3	1,134	1	60	5	45	3	1,134	6	105	9	1,239
1917-18	1	340	5	492	1	340	5	492	6	832
1918-19	5	235	5	235	5	235
MOULMEIN—																				
1914-15	9	24,385	5	10,690	14	35,075	14	35,075
1915-16	5	11,617	5	11,617	5	11,617
1916-17	10	16,656	1	2,961	1	153	21	21,146	32	40,763	1	153	33	40,916
1917-18	12	11,404	2	433	34	21,602	1	80	46	33,066	3	513	49	33,579
1918-19	10	2,597	2	415	1	153	44	29,358	1	124	54	31,955	4	692	58	32,647
TAVOY—																				
1914-15	1	194	1	194	1	194
1915-16
1916-17
1917-18	14	668	14	668	14	668
1918-19	3	207	3	207	3	207
VICTORIA POINT—																				
1914-15
1915-16
1916-17	3	28	3	28	3	28
1917-18	16	154	16	154	16	154
1918-19	2	34	2	34	2	34
TOTAL OF SUBORDINATE PORTS—																				
1914-15	32	83,081	4	777	6	12,641	9	833	38	95,722	13	1,610	51	97,332
1915-16	28	79,910	19	3,067	5	14,019	16	1,362	38	93,929	35	4,429	63	98,358
1916-17	41	101,148	1	2,961	45	7,261	22	23,911	1	60	54	3,860	64	128,020	100	11,181	164	139,201
1917-18	40	89,578	29	5,073	33	30,341	80	4,806	78	119,919	109	9,879	187	129,798
1918-19	45	101,363	2	415	13	2,012	47	36,044	101	9,729	92	138,007	116	12,156	208	150,163
TOTAL OF ALL PORTS IN BURMA—																				
1914-15	66	135,037	1	1,103	4	777	20	39,765	9	833	87	225,905	13	1,610	100	227,515
1915-16	90	248,112	1	1,482	2	4,064	19	3,067	38	54,759	16	1,362	130	306,935	36	5,917	166	312,852
1916-17	98	233,166	1	1,860	1	2,961	45	7,261	104	123,930	1	60	54	3,860	203	360,057	101	13,041	304	373,098
1917-18	91	231,248	5	2,563	33	5,353	186	235,663	5	8,392	80	4,801	277	460,911	123	21,719	400	488,630
1918-19	110	280,321	11	1,520	3	7,830	21	3,567	214	319,842	1	2,147	107	10,154	338	607,993	140	17,394	473	625,387

distinguishing their NATIONALITY, that ENTERED and CLEARED in BALLAST at each PORT in BRITISH from 1914-15 to 1918-19—concluded

CLEARED IN BALLAST																PORT FROM WHICH CLEARED				
BRITISH		BRITISH INDIAN				FOREIGN				NATIVE CRAFT		TOTAL								
STEAM		SAILING		STEAM		SAILING		STEAM		SAILING		SAILING		STEAM			SAILING		STEAM AND SAILING	
vs.	tons	vs.	tons	vs.	tons	vs.	tons	vs.	tons	vs.	tons	vs.	tons	vs.	tons	vs.	tons	vs.	tons	
6	11,048	6	11,048	6	11,048	BURMA—
4	8,884	4	8,884	4	8,884	RANGOON (CHIEF PORT)—
3	6,123	3	6,197	6	16,320	6	16,320	1914-15
1	4,238	1	2,741	2	6,974	2	6,974	1915-16
..	3	3,683	3	3,683	3	3,683	1916-17
..	1917-18
..	1918-10
..	AKYAB—
..	1914-15
..	1915-16
..	1916-17
..	1917-18
..	1918-19
..	BASSIN—
..	1914-15
..	1915-16
..	1916-17
..	1917-18
..	1918-19
..	MERQUI—
..	1914-15
..	1915-16
..	1916-17
..	1917-18
..	1	320	1	320	1	320	1918-19
..	MOULMAIN—
..	1914-15
..	1915-16
..	1916-17
..	1917-18
..	1918-19
..	TAVOY—
..	1914-15
..	1915-16
..	1916-17
..	1917-18
..	1918-19
..	VICTORIA POINT—
..	1914-15
..	1915-16
..	1916-17
..	1917-18
..	1918-19
..	TOTAL OF SUBORDI-NATE PORTS—
..	1914-15
..	1915-16
..	1916-17
..	1917-18
..	1	320	1	320	1	30	2	368	1918-19
..	TOTAL OF ALL PORTS IN BURMA—
6	11,048	6	11,048	6	11,048	1914-15
4	8,884	4	8,884	4	8,884	1915-16
3	6,123	3	6,197	6	16,320	6	16,320	1916-17
1	4,238	1	2,741	2	6,974	2	6,974	1917-18
..	4	4,012	1	30	4	4,012	1	30	5	4,051	1918-19

GENERAL TABLES
SHIPPING

(784)

No. 8

TRADE WITH EACH COUNTRY

NUMBER and TONNAGE of STEAM and SAILING VESSELS, including their REPEATED VOYAGES,
distinguishing the NATIONALITY of the vessels employed in the

COUNTRIES WHENCE ENTERED AND TO WHICH CLEARED	NATIONALITY							
	BRITISH (OTHER THAN BRITISH INDIAN)				BRITISH INDIAN (OTHER THAN NATIVE CRAFT)			
	Entered		Cleared		Entered		Cleared	
	vessels	tons	vessels	tons	vessels	tons	vessels	tons
UNITED KINGDOM AND BRITISH POSSESSIONS—								
UNITED KINGDOM	204	795,023	310	1,170,066	1	2,961
GIBRALTAR
MALTA AND GOZO	2	6,592
ADEN AND DEPENDENCIES	37	71,655	20	39,217	2	3,456
	1	1,981
BAHRAIN ISLANDS	2	2,606	2	2,013

MALDIVES
	1	160
CYPRUS	69	463,425	695	439,583	1	1,999
	62	5,180	79	5,376	134	13,485	222	23,580
STRAITS SETTLEMENTS (INCLUDING LABUAN)	124	101,815	178	292,644	1	189
	1	481	1	481	3	1,000
FEDERATED MALAY STATES
TERRITORY OF PAPUA
HONGKONG	28	51,090	43	87,326	1	1,435
EGYPT	43	124,317	172	462,224	1	3,361
SINTRA LEONE
ST. HELENA
CAPE COLONY	1	5,190	16	34,897

NATAL	25	59,105	25	65,165
MAURITIUS AND DEPENDENCIES (INCLUDING SEYCHELLES)	8	27,587	4	14,074
	1	519	1	519	1	290	4	756
EAST AFRICAN PROTECTORATE (INCLUDING ZANZIBAR AND PEMBA)	9	24,211	8	19,404

SOMALILAND	1	40
CANADA
BRITISH WEST INDIA ISLANDS	4	10,806
BRITISH GUIANA
AUSTRALIAN COMMONWEALTH	54	205,965	27	78,553
NEW ZEALAND	4	11,424
FJI ISLANDS
TOTAL UNITED KINGDOM AND BRITISH POSSESSIONS	1,224	2,021,989	1,506	2,724,027	4	8,252	3	6,149
	65	8,161	81	6,376	186	13,935	229	25,836
	1,289	2,030,150	1,587	2,730,403	140	22,187	232	30,485
FOREIGN COUNTRIES—								
RUSSIA
SWEDEN
NORWAY
DENMARK
GERMANY

HOLLAND	2	6,060
BELGIUM	1	5,018
FRANCE	3	8,990	35	111,303

SPAIN
PORTUGAL
AZORES
ITALY	2	6,094	12	35,234
AUSTRIA-HUNGARY
ROMANIA
GREECE	1	2,898
TURKEY, EUROPEAN (including Crete or Candia)	2	2,594
TURKEY, ASIATIC	98	174,343	163	266,092
	1	178

AND NATIONALITY OF VESSELS

that ENTERED and CLEARED with CARGOES from and to each COUNTRY at PORTS in BRITISH INDIA dis-
Trade with each country, in the Official Year 1918-19

NATIONALITY												COUNTRIES WHENCE ENTERED AND TO WHICH CLEARED
DANISH				DUTCH				ARAB				
Entered		Cleared		Entered		Cleared		Entered		Cleared		
vessels	tons	vessels	tons	vessels	tons	vessels	tons	vessels	tons	vessels	tons	
..	..	1	2,915	UNITED KINGDOM AND BRITISH POSSESSIONS—
..	Steam } UNITED KINGDOM
..	Steam } GIBRALTAR
..	Steam } MALTA AND GOZO
..	Steam } ADEN AND DEPENDENCIES
..	Steam } SAHRAH ISLANDS
..	Steam } MALDIVES
..	1	4,164	15	55,655	Steam } CEYLON
..	4	9,965	13	29,031	Steam } STRAITS SETTLEMENTS (INCLUDING LABUAN)
..	Steam } FEDERATED MALAY STATES
..	Steam } TERRITORY OF PAPUA
..	Steam } HONGKONG
2	5,692	2	5,692	2	3,300	Steam } EGYPT
..	Steam } SIERRA LEONE
..	Steam } ST. HELENA
..	Steam } OPEN COLONY
..	1	2,812	Steam } NATAL
..	Steam } MAURITIUS AND DEPENDENCIES (INCLUDING SEYCHELLES)
..	Steam } EAST AFRICAN PROTECTORATE (INCLUDING ZANZIBAR AND PEMBA)
..	Steam } SOMALILAND
..	Steam } CANADA
..	Steam } BRITISH WEST INDIA ISLANDS
..	Steam } BRITISH GUIANA
..	Steam } AUSTRALIAN COMMONWEALTH
..	Steam } NEW ZEALAND
..	Steam } FIJI ISLANDS
2	5,692	3	8,007	5	14,120	31	91,788	Steam } TOTAL UNITED KINGDOM AND BRITISH POSSESSIONS
2	5,692	3	8,007	5	14,120	31	91,788	Sailing } TOTAL
..	FOREIGN COUNTRIES—
..	Steam } RUSSIA
..	Steam } SWEDEN
..	Steam } NORWAY
..	Steam } DENMARK
..	Steam } GERMANY
..	Steam } HOLLAND
..	Steam } BELGIUM
..	..	1	2,202	Steam } FRANCE
..	Steam } SPAIN
..	Steam } PORTUGAL
..	Steam } AZORES
..	..	1	3,311	Steam } ITALY
..	Steam } AUSTRIA-HUNGARY
..	Steam } ROUMANIA
..	Steam } GREECE
..	Steam } TURKEY, EUROPEAN (including Crete or Candia)
..	Steam } TURKEY, ASIATIC

GENERAL TABLES
SHIPPING

(786)

No. 8—continued

TRADE WITH EACH COUNTRY

NUMBER and TONNAGE of STEAM and SAILING VESSELS, including their REPEATED VOYAGES, that
distinguishing the NATIONALITY of the vessels employed in the

COUNTRIES WHENCE ENTERED AND TO WHICH CLEARED	NATIONALITY									
	BRITISH (OTHER THAN BRITISH INDIAN)				BRITISH INDIAN (OTHER THAN NATIVE CRAFT)					
	Entered		Cleared		Entered		Cleared			
	vessels	tons	vessels	tons	vessels	tons	vessels	tons		
FOREIGN COUNTRIES—continued										
MASKAT TERRITORY AND TRUCIAL OMAN	{ Steam	11	12,054	
	{ Sailing	
OTHER NATIVE STATES IN ARABIA	{ Steam	2	3,337	
	{ Sailing	
PERSIA	Steam	166	264,329	30	53,234	10	14,065	
HENZAM ISLAND	Steam	
SUMATRA	Steam	1	1,603	1	2,300	
JAVA	Steam	2	5,768	2	6,407	
BORNEO (DUTCH)	Steam	5	12,329	
CELEBES AND OTHER ISLANDS	Steam	
SIAM	Steam	1	1,303	
INDO-CHINA (INCLUDING COCHIN-CHINA, ETC.)	Steam	
PHILIPPINES	Steam	
CHINA (EXCLUSIVE OF HONGKONG AND MACAO)	Steam	13	43,048	4	10,791	
JAPAN	Steam	7	22,850	12	28,935	
TUNIS	Steam	
FRENCH WEST AFRICA	Steam	
PORTUGUESE EAST AFRICA	{ Steam	6	19,690	12	22,065	
	{ Sailing	
MADAGASCAR	Steam	
REUNION	Steam	
GERMAN EAST AFRICA	Steam	4	10,210	
ITALIAN EAST AFRICA (ERITREA AND SOMALILAND)	Steam	9	23,420	
FRENCH SOMALILAND	{ Steam	1	2,250	
	{ Sailing	1	290	
UNITED STATES OF AMERICA	{ Steam	33	122,901	24	87,680	
	{ Sailing	
CUBA	{ Steam	
	{ Sailing	
PORTO RICO	Steam	
WEST INDIES (FRENCH)	Steam	
BRAZIL	Steam	
COSTA RICA	Steam	
PANAMA	Steam	
URUGUAY	Steam	
COLOMBIA	Steam	
ARGENTINE REPUBLIC	Steam	2	6,469	7	21,068	
CHILE	Steam	1	2,841	
PERU	{ Steam	7	22,777	
	{ Sailing	
ISLANDS IN THE PACIFIC	Steam	
TOTAL FOREIGN COUNTRIES		{ Steam	359	725,558	313	703,107	10	14,065
	{ Sailing	1	290	1	178	
	Total	360	725,848	313	703,107	10	14,065	1	178	
TOTAL UNITED KINGDOM, BRITISH POSSESSIONS, AND FOREIGN COUNTRIES		{ Steam	1,583	2,747,542	1,610	3,427,184	14	22,317	3	5,149
	{ Sailing	66	8,451	61	6,376	136	13,936	230	25,514	
	Total	1,649	2,755,993	1,670	3,433,560	150	36,252	233	26,663	

AND NATIONALITY OF VESSELS

ENTERED and CLEARED with CARGOES from and to each COUNTRY at PORTS in BRITISH INDIA,
Trade with each country, in the Official Year 1918-19—continued

NATIONALITY												COUNTRIES WHENCE ENTERED AND TO WHICH CLEARED
DANISH				DUTCH				ARAB				
Entered		Cleared		Entered		Cleared		Entered		Cleared		
vessels	tons	vessels	tons	vessels	tons	vessels	tons	vessels	tons	vessels	tons	FOREIGN COUNTRIES—continued
..	Steam } MASKAT, TERRITORY AND TRUCIAL
..	Sailing } OMAN
..	Steam } OTHER NATIVE STATES IN ARABIA
..	Sailing } PERBIA
..	Steam HENJAM ISLAND
..	7	15,901	12	24,713	Steam SUMATRA
..	36	125,409	27	93,310	Steam JAVA
..	4	3,783	Steam BORNEO (DUTCH)
..	Steam CELEBES AND OTHER ISLANDS
..	..	1	283	8	840	1	283	Steam SIAM
..	Steam INDO-CHINA (INCLUDING COCHIN CHINA, ETC.)
..	Steam PHILIPPINES
..	Steam CHINA (EXCLUSIVE OF HONGKONG AND MACAO)
..	Steam JAPAN
..	Steam TUNIS
..	Steam FRENCH WEST AFRICA
..	Steam } PORTUGUESE EAST AFRICA
..	Sailing } MADAGASCAR
..	Steam REUNION
..	Steam GERMAN EAST AFRICA
..	Steam ITALIAN EAST AFRICA (ERITREA AND SOMALILAND)
..	Steam } FRENCH SOMALILAND
..	Sailing }
1	3,121	4	12,383	Steam } UNITED STATES OF AMERICA
..	Sailing }
..	..	1	3,301	Steam } CUBA
..	Sailing }
..	Steam PORTO RICO
..	Steam WEST INDIES (French)
..	Steam BRAZIL
..	Steam COSTA RICA
..	Steam PANAMA
..	Steam URUGUAY
..	Steam COLOMBIA
..	..	1	3,337	Steam ARGENTINE REPUBLIC
..	Steam CHILE
..	Steam } PERU
..	..	1	1,583	Sailing }
..	Steam ISLANDS IN THE PACIFIC
1	3,121	9	24,817	59	140,002	40	118,315	Steam } TOTAL FOREIGN COUNTRIES
..	..	1	1,583	Sailing }
1	3,121	10	26,400	50	146,002	40	118,315	Total }
3	8,813	12	33,424	65	160,131	71	210,108	Steam } TOTAL UNITED KINGDOM
..	..	1	1,583	Sailing }
3	8,813	13	35,007	55	160,131	71	210,108	Total }

GENERAL TABLES
SHIPPING

TRADE WITH EACH COUNTRY

NUMBER and TONNAGE of STEAM and SAILING VESSELS, including their REPEATED VOYAGES, that distinguishing the NATIONALITY of the vessels employed in the Trade with

COUNTRIES WHENCE ENTERED AND TO WHICH CLEARED	NATIONALITY							
	FRENCH				PORTUGUESE			
	Entered		Cleared		Entered		Cleared	
	vessels	tons	vessels	tons	vessels	tons	vessels	tons
UNITED KINGDOM AND BRITISH POSSESSIONS—								
UNITED KINGDOM	{ Steam	1	2,861
	{ Sailing
ADEN AND DEPENDENCIES	Steam
BAHRAIN ISLANDS	Steam
MALDIVES	Sailing
Ceylon	{ Steam	1	2,772
	{ Sailing
STRAITS SETTLEMENTS (INCLUDING LABUAN)	{ Steam	4	2,614	4	2,268
	{ Sailing
FEDERATED MALAY STATES	Steam
HONGKONG	Steam
EGYPT	Steam	1	2,772	1	2,861	1
CAPE COLONY	{ Steam
	{ Sailing
NATAL	Steam
MAURITIUS AND DEPENDENCIES (INCLUDING SEYCHELLES)	Steam
EAST AFRICAN PROTECTORATE (INCLUDING ZANZIBAR AND PANDA)	{ Steam
	{ Sailing
CANADA	Steam
BRITISH WEST INDIA ISLANDS	Steam
AUSTRALIAN COMMONWEALTH	Steam
NEW ZEALAND	Steam
	{ Steam	6	8,158	4	2,268	1	2,861	2
	{ Sailing
	Total	6	8,158	4	2,268	1	2,861	2
	Total	6	8,158	4	2,268	1	2,861	2
FOREIGN COUNTRIES—								
RUSSIA	Steam
SWEDEN	Steam
NORWAY	Steam
DENMARK	Steam
GERMANY	{ Steam
	{ Sailing
HOLLAND	Steam
BELGIUM	Steam
FRANCE	Steam	5	17,263	13	50,291
SPAIN	Steam
ITALY	Steam	1	1,758
AUSTRIA-HUNGARY	Steam
GREECE	Steam	1	4,400
TURKEY, ASIATIC	{ Steam
	{ Sailing
MASQAT TERRITORY AND TRUCIAL OMAN	Steam
PERSIA	Steam
SUMATRA	Steam
JAVA	Steam
HORNEO	Steam
CELEBES AND OTHER ISLANDS	Steam
SIAM	{ Steam
	{ Sailing
INDO-CHINA (INCLUDING COCHIN CHINA, etc.)	Steam	2	2,353
PHILIPPINES	Steam
CHINA (EXCLUSIVE OF HONGKONG AND MACAO)	Steam
JAPAN	{ Steam	3	15,150
	{ Sailing
TRIPOLI	Steam
PORTUGUESE EAST AFRICA	Steam
MADAGASCAR	Steam
REUNION	Steam
GERMAN EAST AFRICA	Steam
ITALIAN EAST AFRICA (ERITREA AND SOMALILAND)	Steam
FRENCH SOMALILAND	Steam	1	913
UNITED STATES OF AMERICA	{ Steam	1	2,772
	{ Sailing
CUBA	Steam
WEST INDIES (FRENCH)	Sailing
ARGENTINE REPUBLIC	Sailing
CHILE	Steam
	Steam	10	34,706	16	58,332	1
	Sailing	1
	Total	10	34,706	16	58,332	1
	Total	10	34,706	16	58,332	1
TOTAL UNITED KINGDOM, BRITISH POSSESSIONS, AND FOREIGN COUNTRIES								
	{ Steam	16	42,924	20	60,650	1	2,861	3
	{ Sailing	3
	Total	16	42,924	20	60,650	1	2,861	3
	Total	16	42,924	20	60,650	1	2,861	3

AND NATIONALITY OF VESSELS

ENTERED and CLEARED with CARGOES from and to each COUNTRY at PORTS in BRITISH INDIA, each country, in the Official Year 1918-19—continued

NATIONALITY								COUNTRIES WHENCE ENTERED AND TO WHICH CLEARED
ITALIAN				NORWEGIAN				
Entered		Cleared		Entered		Cleared		
vessels	tons	vessels	tons	vessels	tons	vessels	tons	
..	Steam } UNITED KINGDOM AND BRITISH POSSESSIONS—
..	Sailing } UNITED KINGDOM
..	Steam } ADEN AND DEPENDENCIES
..	Steam } BAHRAIN ISLANDS
..	Sailing } MALDIVES
..	..	2	4,043	4	8,322	2	1,714	Steam } Ceylon
..	Sailing } Ceylon
..	5	3,902	27	22,587	Steam } STRAITS SETTLEMENTS (INCLUDING LABUAN)
..	Sailing } STRAITS SETTLEMENTS (INCLUDING LABUAN)
..	Steam } FEDERATED MALAY STATES
..	1	865	Steam } HONGKONG
1	7,633	31	77,111	1	849	4	6,104	Steam } EGYPT
..	Steam } Cape Colony
..	Sailing } Cape Colony
..	Steam } NATAL
..	2	6,486	Steam } MAURITIUS AND DEPENDENCIES (INCLUDING SEYCHELLES)
..	Steam } EAST AFRICAN PROTECTORATE (INCLUDING ZANZIBAR AND PEMBA)
..	Sailing } EAST AFRICAN PROTECTORATE (INCLUDING ZANZIBAR AND PEMBA)
..	Steam } CANADA
..	Steam } BRITISH WEST INDIA ISLANDS
..	Steam } AUSTRALIAN COMMONWEALTH
..	Steam } NEW ZEALAND
1	7,633	33	81,164	10	8,163	30	37,756	Steam } TOTAL UNITED KINGDOM AND BRITISH POSSESSIONS
1	7,633	33	81,164	10	8,163	30	37,756	Sailing } TOTAL UNITED KINGDOM AND BRITISH POSSESSIONS
..	Total } TOTAL UNITED KINGDOM AND BRITISH POSSESSIONS
..	FOREIGN COUNTRIES—
..	1	8,271	Steam } RUSSIA
..	8	22,146	6	16,014	Steam } SWEDEN
..	Steam } NORWAY
..	Steam } DENMARK
..	Steam } GERMANY
..	Sailing } GERMANY
..	Steam } HOLLAND
..	Steam } BELGIUM
..	2	4,552	Steam } FRANCE
..	Steam } SPAIN
8	21,327	10	85,623	2	3,326	Steam } ITALY
..	Steam } AUSTRIA-HUNGARY
..	Steam } GERMANY
..	1	1,075	1	743	Steam } TURKEY, ASIATIC
..	Sailing } TURKEY, ASIATIC
..	Steam } MASKAT TERRITORY AND TRUCIAL OHAN
..	Steam } PERSIA
..	Steam } SUMATRA
..	1	2,874	1	2,874	Steam } JAVA
..	Steam } BORNEO
..	Steam } CEBUES AND OTHER ISLANDS
..	16	11,686	10	6,926	Steam } SIAM
..	Sailing } SIAM
..	Steam } INDO CHINA (INCLUDING COCHIN CHINA &c.)
..	Steam } PHILIPPINES
..	Steam } CHINA (EXCLUSIVE OF HONGKONG AND MACAO)
..	Steam } JAPAN
..	..	1	1,915	Sailing } JAPAN
..	Steam } TRIPOLI
..	Steam } PORTUGUESE EAST AFRICA
..	Steam } MADAGASCAR
..	Steam } BRUNION
..	Steam } GERMAN EAST AFRICA
..	1	743	Steam } ITALIAN EAST AFRICA (ERITREA AND SOMALILAND)
..	Steam } FRENCH SOMALILAND
..	2	5,394	6	18,615	Steam } UNITED STATES OF AMERICA
..	Sailing } UNITED STATES OF AMERICA
..	1	2,147	Steam } CUBA
..	1	797	Sailing } CUBA
..	1	8,886	Steam } WEST INDIES (FRENCH)
..	1	2,471	Sailing } ARGENTINE REPUBLIC
..	Steam } CHILE
8	21,327	11	37,638	30	47,089	20	56,886	Steam } TOTAL FOREIGN COUNTRIES
8	21,327	11	37,638	30	47,089	32	62,251	Sailing } TOTAL FOREIGN COUNTRIES
0	28,960	44	118,692	40	55,252	65	94,592	Total } TOTAL FOREIGN COUNTRIES
0	28,960	44	118,692	40	55,252	8	5,415	Steam } TOTAL UNITED KINGDOM, BRITISH POSSESSIONS AND FOREIGN COUNTRIES
0	28,960	44	118,692	40	55,252	68	100,007	Sailing } TOTAL UNITED KINGDOM, BRITISH POSSESSIONS AND FOREIGN COUNTRIES
0	28,960	44	118,692	40	55,252	68	100,007	Total } TOTAL UNITED KINGDOM, BRITISH POSSESSIONS AND FOREIGN COUNTRIES

GENERAL TABLES
SHIPPING

(790)

No. 8—continued

TRADE WITH EACH COUNTRY

NUMBER and TONNAGE of STEAM and SAILING VESSELS, including their REPEATED VOYAGES, that
the NATIONALITY of the vessels employed in the Trade

COUNTRIES WHENCE ENTERED AND TO WHICH CLEARED	NATIONALITY															
	RUSSIAN				SWEDISH				JAPANESE				CHINESE			
	Entered		Cleared		Entered		Cleared		Entered		Cleared		Entered		Cleared	
	vessels	tons	vessels	tons	vessels	tons	vessels	tons	vessels	tons	vessels	tons	vessels	tons	vessels	tons
UNITED KINGDOM AND BRITISH POSSESSIONS—																
UNITED KINGDOM Steam	1	2,958														
ADEN AND DEPENDENCIES Steam	1	1,989	1	1,089	2	4,218										
BAHRAIN ISLANDS Steam																
MALDIVES Sailing																
CEYLON Steam									5	9,530	6	8,801	3	2,028	1	816
CEYLON Sailing																
STRAITS SETTLEMENTS (INCLUDING LABUAN)	3	843	13	6,323					28	30,850	55	66,080	15	16,055	57	55,021
BRITISH BORNEO Steam																
HONGKONG Steam									5	10,567			4	4,662		
EGYPT Steam			2	2,392	2	5,741	2	5,741	11	30,477	13	31,001				
CAPE COLONY Steam																
CAPE COLONY Sailing																
NATAL Steam									1	3,727	1	2,743				
MAURITIUS AND DEPENDENCIES (INCLUDING SEYCHELLES). Steam									3	6,526	3	6,526	2	2,231		
EAST AFRICAN PROTECTORATE (INCLUDING ZANZIBAR AND PEMBA) Steam																
EAST AFRICAN PROTECTORATE (INCLUDING ZANZIBAR AND PEMBA) Sailing																
SOMALILAND Sailing																
AUSTRALIAN COMMONWEALTH Steam							1	3,271								
TOTAL UNITED KINGDOM AND BRITISH POSSESSIONS	3	843	10	10,310	4	9,950	3	9,012	53	102,933	78	118,100	24	26,476	58	56,737
TOTAL UNITED KINGDOM AND BRITISH POSSESSIONS	3	843	16	10,310	4	9,950	3	9,012	53	102,933	78	118,100	24	26,476	59	56,828
FOREIGN COUNTRIES—																
RUSSIA Steam	2	1,865														
SWEDEN Steam					4	10,714	4	10,703								
BELGIUM Steam									1	2,250						
FRANCE Steam									5	11,083	7	16,130				
SPAIN Steam																
PORTUGAL Steam																
ITALY Steam									8	6,547	9	24,401				
AUSTRIA-HUNGARY Steam																
GREECE Steam																
TURKEY, ASIATIC Steam	1	1,372	6	7,416					2	3,983	1	2,280				
TURKEY, ASIATIC Sailing																
MASKAT TERRITORY AND TRUCIAL OMAN											1	1,683				
MASKAT TERRITORY AND TRUCIAL OMAN																
PERBIA Steam									1	1,298	7	14,065	1	1,115	1	1,115
SIAM Steam																
SIAM Sailing																
INDO-CHINA (INCLUDING COCHIN-CHINA etc.)											1	3,300				
SUMATRA Steam											5	8,545			2	2,142
PHILIPPINES Steam																
JAVA Steam									14	26,853	8	14,764			1	1,070
JAVA Sailing																
CHINA (EXCLUSIVE OF HONGKONG AND MACAO)													1	1,468		
BORNEO (DUTCH) Steam	1	2,546														
JAPAN Steam									100	267,707	149	347,210	3	8,307	5	13,645
PORTUGUESE EAST AFRICA Steam									1	4,278						
PORTUGUESE EAST AFRICA Sailing					1	1,355										
MADAGASCAR Steam																
REUNION Steam															2	2,230
ITALIAN EAST AFRICA (ERITREA AND SOMALILAND)																
GERMAN EAST AFRICA Sailing																
FRENCH SOMALILAND Steam									1	2,705	1	1,825				
UNITED STATES OF AMERICA Steam					1	3,267	8	20,402	7	24,748	39	120,076				
UNITED STATES OF AMERICA Sailing							1	1,355								
CUBA Steam							1	2,045								
CUBA Sailing			1	2,246												
BRAZIL Steam											2	7,823				
ARGENTINE REPUBLIC Steam																
CHILE Sailing																
PERU Steam																
TOTAL FOREIGN COUNTRIES	4	5,783	6	7,416	5	13,981	13	33,210	135	351,436	230	571,882	5	10,990	11	20,411
TOTAL FOREIGN COUNTRIES	4	5,783	7	9,682	6	15,336	14	34,566	135	351,436	230	571,882	5	10,990	11	20,411
TOTAL UNITED KINGDOM, BRITISH POSSESSIONS, AND FOREIGN COUNTRIES	7	6,626	22	17,726	9	23,940	16	42,222	188	454,369	308	680,982	29	37,466	69	77,148
TOTAL UNITED KINGDOM, BRITISH POSSESSIONS, AND FOREIGN COUNTRIES	7	6,626	23	19,972	10	25,295	17	43,577	188	454,369	308	680,982	29	37,466	70	77,239

AND NATIONALITY OF VESSELS

ENTERED and CLEARED with CARGOES from and to each COUNTRY at PORTS in BRITISH INDIA, distinguishing with each country, in the Official Year 1918-19—continued

NATIONALITY														COUNTRIES WHENCE ENTERED AND TO WHICH CLEARED
GREEK		SPANISH				AMERICAN				CHILEAN				
Entered	Cleared	Entered	Cleared	Entered	Cleared	Entered	Cleared	Entered	Cleared	Entered	Cleared			
vessels	tons	vessels	tons	vessels	tons	vessels	tons	vessels	tons	vessels	tons	vessels	tons	
..	1	1,927	UNITED KINGDOM AND BRITISH POSSESSIONS—
..	Steam UNITED KINGDOM
..	Steam ADEN AND DEPENDENCIES
..	Steam } BAHREIN ISLANDS
..	Sailing } MALDIVES
..	1	2,120	Steam } CRYLOW
..	Sailing } STRAITS SETTLEMENTS (INCLUDING LABUAN)
..	5	4,107	11	4,455	Steam BRITISH BORNEO
..	Steam HONGKONG
..	..	18	27,633	Steam EGYPT
..	Steam } CAPE COLONY
..	1	3,591	Steam NATAL
..	Steam MAURITIUS AND DEPENDENCIES (INCLUDING SEYCHELLES)
..	Steam } EAST AFRICAN PROTECTORATE (INCLUDING ZANZIBAR AND PEMBA)
..	Sailing SOMALILAND
..	Steam AUSTRALIAN COMMONWEALTH
..	..	13	27,633	1	3,591	5	4,107	13	7,902	Steam } TOTAL UNITED KINGDOM AND BRITISH POSSESSIONS
..	..	18	27,633	1	3,591	5	4,107	13	7,902	Total FOREIGN COUNTRIES—
..	Steam RUSSIA
..	Steam SWEDEN
..	1	2,877	Steam BELGIUM
1	2,746	5	10,208	4	10,180	1	1,358	Steam FRANCE
..	3	7,886	4	10,544	Steam SPAIN
..	..	1	2,307	Steam PORTUGAL
..	Steam ITALY
..	..	4	7,284	Steam AUSTRIA-HUNGARY
..	Steam GREECE
..	Steam } TURKEY, ASIATIC
..	Sailing } MASKAT TERRITORY AND TRUCIAL OMAN
..	Steam PERSIA
..	Steam } SIAM
..	Sailing } INDO-CHINA (INCLUDING COCHIN-CHINA, AC.)
..	Steam SUMATRA
..	2	3,008	3	4,440	Steam PHILIPPINES
..	1	2,781	Steam } JAVA
..	1	1,683	Sailing } CHINA (EXCLUSIVE OF HONGKONG AND MACAO)
..	Steam BORNEO (DUTCH)
..	Steam JAPAN
..	Steam } PORTUGUESE EAST AFRICA
..	Sailing } MADAGASCAR
..	Steam UNION ITALIAN EAST AFRICA (ERITREA AND SOMALILAND)
..	Sailing GERMAN EAST AFRICA
..	9	27,061	8	24,941	Steam FRENCH SOMALILAND
..	Steam } UNITED STATES OF AMERICA
..	Sailing } CUBA
..	Steam BRAZIL
..	Steam ARGENTINE REPUBLIC
..	1	1,683	Sailing CHILE
..	Steam PERU
1	2,746	10	19,850	3	7,886	10	26,371	11	30,157	12	30,739	Steam } TOTAL FOREIGN COUNTRIES
1	2,746	10	19,850	3	7,886	10	26,371	11	30,157	12	30,739	1	1,683	Sailing } TOTAL FOREIGN COUNTRIES
1	2,746	23	47,492	4	10,977	10	26,371	10	34,264	25	38,641	1	1,683	Total FOREIGN COUNTRIES
1	2,746	23	47,492	4	10,977	10	26,371	10	34,264	25	38,641	1	1,683	Steam } TOTAL UNITED KINGDOM, BRITISH POSSESSIONS, AND FOREIGN COUNTRIES
1	2,746	23	47,492	4	10,977	10	26,371	10	34,264	25	38,641	1	1,683	Sailing } TOTAL UNITED KINGDOM, BRITISH POSSESSIONS, AND FOREIGN COUNTRIES

AND NATIONALITY OF VESSELS

and CLEARED with CARGOES from and to each COUNTRY at PORTS in BRITISH INDIA, distinguishing the country, in the Official Year 1918-19—continued

CRAFT												COUNTRIES WHENCE ENTERED AND TO WHICH CLEARED	
BRITISH INDIAN				FOREIGN				TOTAL BRITISH, BRITISH INDIAN, FOREIGN, AND NATIVE CRAFT					
Entered		Cleared		Entered		Cleared		Entered		Cleared			
vessels	tons	vessels	tons	vessels	tons	vessels	tons	vessels	tons	vessels	tons		
..	205	707,081	313	1,178,803	Steam	UNITED KINGDOM AND BRITISH POSSESSIONS—
..	Sailing	UNITED KINGDOM
..	Steam	GIBRALTAR
..	2	6,592	Steam	MALTA AND GOZO
..	42	81,318	23	44,138	Steam	ADEN AND DEPENDENCIES
11	1,320	23	4,620	10	1,092	47	6,563	22	4,402	70	11,188	Sailing	ADEN AND DEPENDENCIES
..	2	2,606	2	2,013	Steam	ADEN AND DEPENDENCIES
11	1,115	42	4,240	2	307	58	7,003	13	1,422	100	11,243	Sailing	BAHRAIN ISLANDS
..	Steam	BAHRAIN ISLANDS
4	576	18	1,840	2	78	7	190	9	1,108	22	2,223	Sailing	MALDIVES
..	703	485,841	722	514,791	Steam	MALDIVES
171	10,918	422	36,859	410	31,903	781	69,042	Sailing	CEYLON
..	186	287,160	354	480,398	Steam	CEYLON
43	4,077	75	6,502	10	731	14	1,185	69	6,414	104	9,977	Sailing	STRAITS SETTLEMENTS (INCLUDING LABUAN)
..	Steam	FEDERATED MALAY STATES
..	Steam	BRITISH BORNEO
..	Steam	TERRITORY OF PAPUA
..	88	68,054	44	88,101	Steam	HONGKONG
..	63	183,703	242	617,043	Steam	EGYPT
..	Steam	SIERRA LEONE
..	Steam	SIERRA LEONE
..	Sailing	ST. HELENA
..	1	5,190	10	34,897	Steam	CAPE COLONY
..	Sailing	CAPE COLONY
..	27	60,423	26	67,908	Steam	NATAL
..	Sailing	NATAL
..	13	36,344	10	29,898	Steam	MAURITIUS AND DEPENDENCIES (INCLUDING SEYCHELLES)
..	..	1	78	2	809	7	1,591	Sailing	MAURITIUS AND DEPENDENCIES (INCLUDING SEYCHELLES)
..	9	24,211	8	10,404	Steam	EAST AFRICAN PROTECTORATE (INCLUDING ZANZIBAR AND PENBA)
34	3,185	25	3,208	1	68	14	2,431	35	3,253	40	5,828	Sailing	EAST AFRICAN PROTECTORATE (INCLUDING ZANZIBAR AND PENBA)
..	1	40	Steam	SOMALILAND
..	..	4	686	4	680	Sailing	SOMALILAND
..	Steam	CANADA
..	4	10,805	Steam	BRITISH WEST INDIA ISLANDS
..	Steam	BRITISH GUIANA
..	54	205,955	23	81,824	Steam	AUSTRALIAN COMMONWEALTH
..	4	11,424	Steam	NEW ZEALAND
..	Steam	FJI ISLANDS
..	1,343	3,224,786	1,709	3,188,109	Steam	TOTAL UNITED KINGDOM AND BRITISH POSSESSIONS
274	21,195	605	57,888	25	2,276	140	17,522	560	49,311	1,128	111,773	Sailing	TOTAL UNITED KINGDOM AND BRITISH POSSESSIONS
274	21,195	605	57,888	25	2,276	140	17,522	9,903	2,274,097	2,927	3,299,942	Total	TOTAL UNITED KINGDOM AND BRITISH POSSESSIONS
..	2	1,865	Steam	FOREIGN COUNTRIES—
..	5	13,985	4	10,703	Steam	RUSSIA
..	8	22,140	6	16,914	Steam	SWEDEN
..	Steam	NORWAY
..	Steam	DENMARK
..	Steam	DENMARK
..	Sailing	GERMANY
..	2	0,900	Steam	HOLLAND
..	1	2,259	2	7,895	Steam	BELGIUM
..	14	40,032	68	208,293	Steam	FRANCE
..	3	7,386	4	10,544	Sailing	FRANCE
..	Steam	SPAIN
..	Steam	PORTUGAL
..	13	33,968	36	106,050	Steam	AZORES
..	Steam	ITALY
..	Steam	AUSTRIA-HUNGARY
..	6	14,588	Steam	ROMANIA
..	2	2,594	Steam	GREECE
..	102	180,763	161	276,531	Steam	TURKEY EUROPEAN (INCLUDING CRETE OR CANDIA)
66	6,952	181	20,847	113	12,055	106	13,280	179	19,007	238	34,314	Sailing	TURKEY, ASIATIC

GENERAL TABLES
SHIPPING

(794)

No. 8—concluded

TRADE WITH EACH COUNTRY

NUMBER and TONNAGE of STEAM and SAILING VESSELS, including their repeated voyages, that ENTERED NATIONALITY of the vessels employed in the Trade with each

COUNTRIES WHENCE ENTERED AND TO WHICH CLEARED		NATION							
		NATIVE							
		TOTAL FOREIGN				BRITISH			
		Entered		Cleared		Entered		Cleared	
		vessels	tons	vessels	tons	vessels	tons	vessels	tons
FOREIGN COUNTRIES—continued									
ARABIA—									
MASKAT TERRITORY AND TRUCIAL OMAN	Steam	1	1,688
	Sailing
OTHER NATIVE STATES IN ARABIA	Steam
	Sailing
PERSIA	Steam	2	2,413	8	15,780
	Sailing
HENJAM ISLAND	Steam
SUMATRA	Sailing
	Steam	7	15,901	19	35,400
JAVA	Steam	51	155,136	38	114,797
	Sailing	1	1,683
BORNEO (DUTCH)	Steam	5	6,329
CELEBES AND OTHER ISLANDS	Steam
SIAM	Steam	10	12,435	12	7,492
	Sailing
INDO-CHINA (INCLUDING COCHIN CHINA, ETC.)	Steam	2	2,353	1	3,390
PHILIPPINES	Steam	2	3,096	3	4,440
MACAO	Steam
CHINA (EXCLUSIVE OF HONGKONG AND MACAO)	Steam	1	1,468
	Sailing
JAPAN	Steam	106	291,164	154	361,055
	Sailing
TRIPOLI	Steam	1	1,915
FRENCH WEST AFRICA	Steam
PORTUGUESE EAST AFRICA	Steam	1	4,273
	Sailing	1	1,355
MADAGASCAR	Steam	2	2,230
	Sailing	1	130
REUNION	Steam
	Sailing
GERMAN EAST AFRICA	Steam
	Sailing
ITALIAN EAST AFRICA (ERITREA AND SOMALILAND)	Steam	1	743
	Sailing
FRENCH SOMALILAND	Steam	1	2,705	2	2,738
	Sailing
UNITED STATES OF AMERICA	Steam	20	63,591	66	208,249
	Sailing	1	1,356
CUBA	Steam	2	5,346
	Sailing	2	4,398
PORTO RICO	Steam
WEST INDIES (FRENCH)	Steam	1	797
MEXICO	Sailing
	Steam
BRAZIL	Steam	2	7,823
	Sailing
COSTA RICA	Steam
PANAMA	Steam
URUGUAY	Steam
COLOMBIA	Steam
ARGENTINE REPUBLIC	Steam	2	6,228
CHILE	Sailing	1	2,471
	Steam
PERU	Sailing	1	1,668
	Steam
ISLANDS IN THE PACIFIC	Sailing	1	1,583
	Steam
TOTAL FOREIGN COUNTRIES	Steam	263	674,644	398	1,007,534
	Sailing	2	3,038	7	12,282
	Total	265	677,722	405	1,019,816	1	130
TOTAL UNITED KINGDOM, BRITISH POSSESSIONS, AND FOREIGN COUNTRIES	Steam	378	869,229	688	1,460,527
	Sailing	2	3,038	8	12,273	60	8,744	73	4,690
	Total	380	872,267	696	1,472,800	60	8,744	73	4,690

AND NATIONALITY OF VESSELS

and CLEARED with CARGOES from and to each COUNTRY at PORTS in BRITISH INDIA, distinguishing the country, in the official year 1918-19—concluded

CRAFT												COUNTRIES WHENCE ENTERED AND TO WHICH CLEARED
BRITISH INDIAN				FOREIGN				TOTAL BRITISH, BRITISH INDIAN, FOREIGN, AND NATIVE CRAFT				
Entered		Cleared		Entered		Cleared		Entered		Cleared		
vessels	tons	vessels	tons	vessels	tons	vessels	tons	vessels	tons	vessels	tons	
								11	12,054	1	1,083	FOREIGN COUNTRIES—continued
94	11,398	132	16,022	124	12,148	167	15,088	218	23,541	299	31,705	ARABIA—
										2	8,337	Steam } MASKAT TERRITORY AND TRUCIAL OMAN
10	1,110	37	5,918	18	3,018	61	8,467	26	4,128	98	14,365	Sailing } OTHER NATIVE STATES IN ARABIA
								178	280,807	38	69,014	Steam } PERSIA
03	6,418	125	14,260	71	6,696	187	17,397	134	13,114	312	31,666	Sailing } HENJAM ISLAND
												Steam } SUMATRA
								8	17,504	20	37,760	Steam } JAVA
								53	160,904	40	121,204	Sailing } BORNEO (DUTCH)
								1	1,688			Steam } OBLEBES AND OTHER ISLANDS
								10	18,658			Steam } SIAM
								19	12,435	13	8,795	Sailing } INDO-CHINA (INCLUDING COCHIN CHINA, ETC.)
16	564	16	602			5	146	16	564	21	838	Steam } PHILIPPINES
								2	2,353	1	3,390	Steam } MACAO
								2	3,096	3	4,440	Steam } CHINA (EXCLUSIVE OF HONGKONG AND MACAO)
								14	44,516	4	10,791	Sailing } JAPAN
								113	314,014	166	389,990	Steam } TRIPOLI
										1	1,915	Steam } FRENCH WEST AFRICA
								7	28,369	12	22,065	Steam } PORTUGUESE EAST AFRICA
6	580	31	3,072			1	55	7	1,935	32	3,127	Sailing } MADAGASCAR
										2	2,230	Steam } RHUNION
2	95	9	1,120					2	95	10	1,250	Sailing } GERMAN EAST AFRICA
												Steam } ITALIAN EAST AFRICA (ERITREA AND SOMALILAND)
										4	647	Sailing } FRENCH SOMALILAND
										2	2,738	Steam } UNITED STATES OF AMERICA
								1	290	90	295,929	Sailing } CUBA
								53	180,492			Sailing } PORTO RICO
										1	1,355	Steam } WEST INDIES (FRENCH)
										2	5,346	Sailing } MEXICO
										2	4,393	Steam } BRAZIL
												Steam } COSTA RICA
												Steam } PANAMA
												Steam } URUGUAY
												Steam } COLOMBIA
												Steam } ARGENTINE REPUBLIC
										1	2,471	Sailing } CHILE
										1	2,841	Sailing } PERU
										1	1,683	Sailing } ISLANDS IN THE PACIFIC
										7	22,777	Steam } TOTAL FOREIGN COUNTRIES
										1	1,583	Steam } TOTAL UNITED KINGDOM, BRITISH POSSESSIONS, AND FOREIGN COUNTRIES
258	27,186	537	63,076	330	34,075	545	55,842	632	1,414,302	711	1,710,041	
253	27,180	537	63,076	330	34,075	545	55,842	591	64,589	1,091	131,508	
								1,223	1,478,891	1,802	1,842,149	
632	48,381	1,142	120,914	355	36,351	685	78,394	1,975	3,659,088	2,510	4,898,810	
532	48,381	1,142	120,964	355	36,361	685	78,394	1,151	113,900	2,219	243,281	
								3,126	3,772,988	4,729	5,142,091	

GENERAL TABLES
SHIPPING

(796)

No. 9

TRADE WITH EACH COUNTRY

NUMBER and TONNAGE of STEAM and SAILING VESSELS, including their repeated voyages, that ENTERED NATIONALITY of the vessels employed in

COUNTRIES WHENCE ENTERED AND TO WHICH CLEARED	NATION													
	BRITISH (OTHER THAN BRITISH INDIAN)				BRITISH INDIAN (OTHER THAN NATIVE CRAFT)				DANISH				DUTCH	
	Entered		Cleared		Entered		Cleared		Entered		Cleared		Entered	
	vessels	tons	vessels	tons	vessels	tons	vessels	tons	vessels	tons	vessels	tons	vessels	tons
UNITED KINGDOM AND BRITISH POSSESSIONS—														
UNITED KINGDOM	8	23,515	5	18,709
GIBRALTAR
MALTA AND GOZO
ADEN AND DEPENDENCIES	20	47,982	2	7,258
BAREIN ISLANDS	1	710
MALDIVES	1	65
CEYLON	142	347,328	2	3,588	3	7,830	2	5,636	13	43,525
(Sailing)	48	4,375	4	295	104	12,621	10	632
STRAITS SETTLEMENTS (INCLUDING LABUAN)	18	6,366	4	2,738	2	6,638	4	9,548
BRITISH BORNEO
HONGKONG	3	3,602
EGYPT	92	254,324	1	3,354	1	3,311
CAPE COLONY	1	3,354
(Sailing)
NATAL	5	8,447	1	1,583
(Sailing)
MAURITIUS AND DEPENDENCIES (INCLUDING SEYCHELLES)
EAST AFRICAN PROTECTORATE (INCLUDING ZANZIBAR AND PEMBA)
SOMALILAND
CANADA
BRITISH WEST INDIA ISLANDS
BRITISH GUIANA
AUSTRALIAN COMMONWEALTH	3	11,177
FJI ISLANDS
TOTAL UNITED KINGDOM AND BRITISH POSSESSIONS	286	690,672	19	46,522	3	7,830	5	15,635
(Sailing)	48	4,375	4	295	106	12,680	10	632	1	1,583	10	60,826
Total	334	695,047	23	46,817	108	20,516	10	632	6	17,218	10	60,826
FOREIGN COUNTRIES—														
RUSSIA
SWEDEN
GERMANY
HOLLAND
BELGIUM
FRANCE	2	5,805
SPAIN
PORTUGAL
ITALY	3	8,738
AUSTRIA-HUNGARY
BULGARIA
ROUMANIA
TURKEY, EUROPEAN
GREECE	16	38,295
TURKEY, ASIATIC	28	54,881	3	4,899
MASCAT TERRITORY AND TRUCIAL OMAN	2	3,351	1	1,695
OTHER NATIVE STATES IN ARABIA
PERSIA	3	7,467	1	2,182	1	1,800
HENDJAN ISLAND
SUMATRA
JAVA	1	3,976
BORNEO (DUTCH)	4	10,809	4	11,152
CELEBES AND OTHER ISLANDS
SIAM
INDO-CHINA (INCLUDING COCHIN CHINA, ETC.)	1	283
PHILIPPINES	1	3,344
CHINA (EXCLUSIVE OF HONGKONG AND SHANGHAI)
JAPAN
TRIPOLI
ALGERIA
PORTUGUESE EAST AFRICA	2	3,764
MADAGASCAR	1	4,257
REUNION
GERMAN EAST AFRICA
ITALIAN EAST AFRICA
FRENCH SOMALIAND
OTHER EAST AFRICAN PORTS
UNITED STATES OF AMERICA	1	5,300	1	4,232
(Sailing)
CUBA
(Sailing)
ARGENTINE REPUBLIC
TOTAL FOREIGN COUNTRIES	58	131,501	10	26,098	1	1,899	2	6,491	1	283	5	12,817
(Sailing)
Total	58	131,501	10	26,098	1	1,899	2	6,491	1	283	5	12,817
TOTAL UNITED KINGDOM, BRITISH POSSESSIONS, AND FOREIGN COUNTRIES	344	822,173	29	72,620	3	7,830	1	1,899	7	22,126	1	283	24	78,173
(Sailing)	48	4,375	4	295	105	12,680	10	632	1	1,583	10	60,826
Total	392	826,548	33	72,915	108	20,516	11	2,531	8	23,709	1	283	24	78,173

AND NATIONALITY OF VESSELS

and CLEARED in BALLAST from and to each COUNTRY at PORTS in BRITISH INDIA, distinguishing the Trade with each country, in the Official Year 1918-19.

NATIONALITY														COUNTRIES WHENCE ENTERED AND TO WHICH CLEARED	
ITALIAN		SWEDISH				SPANISH		CHINESE		AMERICAN					
Entered*		Entered		Cleared		Entered*		Entered*		Entered		Cleared.			
vessels	tons	vessels	tons	vessels	tons	vessels	tons	vessels	tons	vessels	tons	vessels	tons		
..	Steam } UNITED KINGDOM AND BRITISH POSSESSIONS— UNITED KINGDOM
..	Steam } GIBRALTAR
..	Steam } MALTA AND GOZO
..	..	1	2,409	1	2,572	Steam } ADEN AND DEPENDENCIES
..	Steam } BARBEIN ISLANDS
..	Sailing } MALDIVES
4	16,160	7	17,202	1	2,596	3	7,987	Steam } CEYLON
1	8,195	1	3,161	43	40,442	10	3,710	1 329	Sailing } STRAITS SETTLEMENTS (INCLU- DING LABUAN)
..	Steam } BRITISH BORNEO
..	Steam } HONGKONG
..	..	14	33,366	1	2,689	1	3,271	Steam } EGYPT
..	1	2,470	Steam } CAPE COLONY
..	1	3,605	Sailing } NATAL
..	Steam } MAURITIUS AND DEPENDENCIES (INCLUDING SEYCHELLES)
..	Steam } EAST AFRICAN PROTECTORATE (INCLUDING ZANZIBAR AND PEMBA)
..	Steam } SOMALILAND
..	Steam } CANADA
..	Steam } BRITISH WEST INDIA ISLANDS
..	Steam } BRITISH GUIANA
..	Steam } AUSTRALIAN COMMONWEALTH FIJI ISLANDS
5	19,355	23	56,228	3	8,890	2	5,741	4	10,559	43	40,442	10	3,710	1 329	Steam } TOTAL UNITED KINGDOM AND BRITISH POSSESSIONS
5	19,355	23	56,228	3	8,890	2	5,741	4	10,559	43	40,442	10	3,710	1 329	Sailing } TOTAL FOREIGN COUNTRIES
..	Steam } RUSSIA
..	Steam } SWEDEN
..	Steam } GERMANY
..	Steam } HOLLAND
..	Steam } BELGIUM
..	Steam } FRANCE
..	Steam } SPAIN
..	Steam } PORTUGAL
..	..	9	23,781	Steam } ITALY
..	Steam } AUSTRIA-HUNGARY
..	Steam } BULGARIA
..	Steam } ROUMANIA
..	Steam } TURKEY, EUROPEAN
..	..	4	8,748	Steam } GREECE
..	1	2,045	Steam } TURKEY, ASIATIC
..	Steam } MASQAT TERRITORY AND TRUCIAL OMAN
..	Steam } OTHER NATIVE STATES IN ARABIA
..	Steam } PERHA
..	Steam } HENJAN ISLAND
..	Steam } SUMATRA
..	Steam } JAVA
..	Steam } BORNEO (DUTCH)
..	Steam } CELEBES AND OTHER ISLANDS
..	Steam } SIAM
..	Steam } INDO-CHINA (INCLUDING COCHIN CHINA, ETC.)
..	Steam } PHILIPPINES
..	Steam } CHINA (EXCLUSIVE OF HONG-KONG AND MACAO)
..	Steam } JAPAN
..	Steam } TRIPOLI
..	Steam } ALGERIA
..	Steam } PORTUGUESE EAST AFRICA
..	Steam } MADAGASCAR
..	Steam } REUNION
..	Steam } GERMAN EAST AFRICA
..	Steam } ITALIAN EAST AFRICA
..	Steam } FRENCH SOMALILAND
..	Steam } OTHER EAST AFRICAN PORTS
..	Steam } UNITED STATES OF AMERICA
..	Sailing } CUBA
..	Steam } ARGENTINE REPUBLIC
..	Steam } TOTAL FOREIGN COUNTRIES
2	4,607	14	34,188	2	4,558	2	4,765	Steam } TOTAL UNITED AND FOREIGN POSSESSIONS
2	4,607	14	34,188	2	4,558	2	4,765	Sailing } TOTAL FOREIGN COUNTRIES
7	23,902	37	90,416	5	13,448	2	5,741	6	15,324	43	40,442	10	3,710	1 329	Steam } TOTAL UNITED AND FOREIGN POSSESSIONS
7	23,902	37	90,416	5	13,448	2	5,741	6	15,324	43	40,442	10	3,710	1 329	Sailing } TOTAL FOREIGN COUNTRIES

*None cleared

GENERAL TABLES
SHIPPING

(798)

No. 9—continued

TRADE WITH EACH COUNTRY

NUMBER and TONNAGE of STEAM and SAILING VESSELS, including their repeated voyages, that ENTERED NATIONALITY of the vessels employed in the Trade with

COUNTRIES WHENCE ENTERED AND TO WHICH CLEARED	NATION									
	FRANCE				NORWEGIAN				Entered	
	Entered		Cleared		Entered		Cleared		vessels	tons
	vessels	tons	vessels	tons	vessels	tons	vessels	tons	vessels	tons
UNITED KINGDOM AND BRITISH POSSESSIONS—										
UNITED KINGDOM	Steam
ADEN AND DEPENDENCIES	Steam
BAHRAIN ISLANDS	Steam
CHYLON	Steam	8	20,047	1	865	2	2,897
	Sailing	1	797
STRAITS SETTLEMENTS (INCLUDING LABUAN)	Steam	3	1,701	..	19	15,980	8	2,248
HONGKONG	Steam
EGYPT	Steam	3	5,240	1	1,325
CAPE COLONY	Steam
	Sailing	1	2,471
NATAB	Steam
	Sailing
MAURITIUS AND DEPENDENCIES (INCLUDING SEY- CHELLES)	Steam
EAST AFRICAN PROTECTORATE (INCLUDING ZANZI- BAR AND PEMBA)	Steam
AUSTRALIAN COMMONWEALTH	Steam
	Sailing
TOTAL UNITED KINGDOM AND BRITISH POSSESSIONS	Steam	3	1,701	..	30	41,276	1	865	11	6,270
	Sailing	2	3,268
	Total	3	1,701	..	32	44,544	1	865	11	6,270
FOREIGN COUNTRIES—										
RUSSIA	Steam
NORWAY	Steam
FRANCE	Steam
SPAIN	Steam
ITALY	Steam
GREECE	Steam
TURKEY, ASIATIC	Steam	2	2,418
	Sailing
MASCAT TERRITORY AND TRUCIAL OMAN	Steam
	Sailing
PERSIA	Steam
SUMATRA	Steam
JAVA	Steam
BORNEO (DUTCH)	Steam
SIAM	Steam	3	2,315
	Sailing
INDO-CHINA (INCLUDING COCHIN CHINA, ETC.)	Steam
PHILIPPINES	Steam	1	3,486
FORMOSA	Steam
CHINA (EXCLUSIVE OF HONGKONG AND MACAO)	Steam	1	1,202	..	1	3,246
JAPAN	Steam
PORTUGUESE EAST AFRICA	Steam
	Sailing	1	2,147
REUNION	Steam
MADAGASCAR	Steam
ITALIAN EAST AFRICA (SOMALILAND AND ERITREA)	Steam
SOMALILAND (FRENCH)	Steam
ARGENTINE REPUBLIC	Sailing
ISLANDS IN THE PACIFIC	Steam
TOTAL FOREIGN COUNTRIES	Steam	1	1,202	..	3	5,864	4	5,800
	Sailing	1	2,147
	Total	1	1,202	..	4	7,811	4	5,800
TOTAL UNITED KINGDOM, BRITISH POS- SESSIONS, AND FOREIGN COUNTRIES	Steam	4	2,903	..	38	40,940	5	6,665	11	6,270
	Sailing	3	5,416
	Total	4	2,903	..	41	46,356	5	6,665	11	6,270

AND NATIONALITY OF VESSELS

and CLEARED in BALLAST from and to each COUNTRY at PORTS in BRITISH INDIA, distinguishing the each country, in the Official Year 1918-19—continued

NATIONALITY												COUNTRIES WHENCE ENTERED AND TO WHICH CLEARED
RUSSIAN		JAPANESE				GREEK		PORTUGUESE				
Cleared		Entered		Cleared		Entered*		Entered		Cleared		
vessels	tons	vessels	tons	vessels	tons	vessels	tons	vessels	tons	vessels	tons	
..	UNITED KINGDOM AND BRITISH POSSESSIONS--
..	..	2	3,791	1	4,865	Steam UNITED KINGDOM
..	..	1	1,969	Steam ADEN AND DEPENDENCIES
..	..	10	26,676	3	6,092	1	2,307	1	1,758	Steam BAHRAIN ISLANDS
..	Steam } CEYLON
..	..	73	107,757	4	7,743	Sailing } STRAITS SETTLEMENTS (INCLUDING LABUAN)
..	..	1	1,400	Steam HONGKONG
..	..	19	52,158	8	16,855	Steam EGYPT
..	Steam } CAPE COLONY
..	Sailing } NATAL
..	1	2,861	Steam MAURITIUS AND DEPENDENCIES (INCLUDING SEYCHELLES)
..	Steam EAST AFRICAN PROTECTORATE (INCLUDING ZANZIBAR AND PEMBA)
..	Steam } AUSTRALIAN COMMONWEALTH
..	Sailing }
..	..	106	193,841	7	13,835	9	19,162	2	6,623	1	2,861	Steam } TOTAL UNITED KINGDOM AND BRITISH POSSESSIONS
..	Sailing }
..	..	106	193,841	7	13,835	9	19,162	2	6,623	1	2,861	Total }
..	FOREIGN COUNTRIES -
..	Steam RUSSIA
..	Steam NORWAY
..	Steam FRANCE
..	Steam SPAIN
..	7	14,241	1	2,861	Steam ITALY
..	3	5,798	Steam GREECE
..	..	7	14,366	Steam } TURKEY, ASIATIC
..	Sailing }
..	Steam } MASKAT TERRITORY AND TRUCIAL OMAN
..	Sailing }
..	..	1	1,969	Steam PERSIA
..	..	1	843	Steam SUMATRA-
..	..	1	2,118	2	4,009	Steam JAWA
..	Steam BORNEO (DUTCH)
..	Steam } SIAM
..	Sailing }
..	Steam INDO-CHINA (INCLUDING COCHIN CHINA, ETC.)
..	Steam PHILIPPINES
..	Steam FORMOSA
..	Steam CHINA (EXCLUSIVE OF HONGKONG AND MACAO)
..	2	4,269	Steam JAPAN
..	Steam } PORTUGUESE EAST AFRICA
..	Sailing }
..	Steam REUNION
..	Steam MADAGASCAR
..	Steam ITALIAN EAST AFRICA (SOMALILAND AND ERITREA)
..	..	2	3,720	Steam SOMALILAND (FRENCH)
..	Steam } ARGENTINE REPUBLIC
..	Sailing }
..	1	2,257	Steam ISLANDS IN THE PACIFIC
..	Steam }
..	..	12	29,006	5	10,535	10	20,039	1	2,861	Steam } TOTAL FOREIGN COUNTRIES
..	Sailing }
..	..	12	29,006	5	10,535	10	20,039	1	2,861	Total }
..	..	118	216,847	12	24,370	19	39,201	3	9,484	1	2,861	Steam } TOTAL UNITED KINGDOM AND BRITISH POSSESSIONS, FOREIGN COUNTRIES
..	Sailing }
..	..	118	216,847	12	24,370	19	39,201	3	9,484	1	2,861	Total }

* None cleared

AND NATIONALITY OF VESSELS

and CLEARED in BALLAST from and to each COUNTRY at PORTS in BRITISH INDIA, distinguishing the each country, in the Official Year 1918-19—continued

NATIONALITY				CRAFT				COUNTRIES WHENCE ENTERED AND TO WHICH CLEARED
FOREIGN		TOTAL BRITISH, BRITISH INDIAN, FOREIGN, AND NATIVE CRAFT		Entered		Cleared		
vessels	tons	vessels	tons	vessels	tons	vessels	tons	
..	8	23,515	6	18,709	Steam UNITED KINGDOM
..	Steam GIBRALTAR
..	Steam MALTA AND GOZO
..	27	68,962	Steam } ADEN AND DEPENDENCIES
..	5	867	Sailing } ADEN AND DEPENDENCIES
..	2	2,679	Steam } BAHRAIN ISLANDS
0	378	26	1,958	Sailing } BAHRAIN ISLANDS
1	127	2	192	Sailing MALDIVES
..	193	486,639	10	26,705	Steam } CEYLON
..	462	42,461	67	3,696	Sailing } CEYLON
..	181	199,660	10	14,005	Steam } STRAITS SETTLEMENTS (INCLUDING LABUAN)
1	47	5	370	Sailing } STRAITS SETTLEMENTS (INCLUDING LABUAN)
..	Steam FEDERATED MALAY STATES
..	Steam BRITISH BORNEO
..	1	1,490	3	3,602	Steam HONGKONG
..	139	369,268	2	6,625	Steam EGYPT
..	2	5,824	Steam } CAPE COLONY
..	2	4,054	Sailing } CAPE COLONY
..	6	12,052	Steam } NATAL
..	Sailing } NATAL
..	1	2,661	Steam MAURITIUS AND DEPENDENCIES (INCLUDING SEYCHELLES)
..	Steam } EAST AFRICAN PROTECTORATE (INCLUDING ZANZIBAR AND PENBA)
..	Sailing } EAST AFRICAN PROTECTORATE (INCLUDING ZANZIBAR AND PENBA)
..	Steam SOMALILAND
..	Steam CANADA
..	Steam BRITISH WEST INDIA ISLANDS
..	Steam BRITISH GUIANA
..	3	11,177	Steam } AUSTRALIAN COMMONWEALTH
..	Sailing } AUSTRALIAN COMMONWEALTH
..	Steam FIJI ISLANDS
..	557	1,163,165	36	69,508	Steam } TOTAL UNITED KINGDOM AND BRITISH POSSESSIONS
8	552	502	49,892	67	5,896	Sailing } TOTAL UNITED KINGDOM AND BRITISH POSSESSIONS
8	552	1,059	1,213,057	103	93,404	Total } TOTAL UNITED KINGDOM AND BRITISH POSSESSIONS
..	FOREIGN COUNTRIES—
..	Steam RUSSIA
..	Steam NORWAY
..	Steam SWEDEN
..	Steam GERMANY
..	Steam HOLLAND
..	Steam BELGIUM
..	2	5,806	Steam FRANCE
..	Steam SPAIN
..	Steam PORTUGAL
..	20	49,596	Steam ITALY
..	Steam AUSTRIA-HUNGARY
..	Steam BULGARIA
..	Steam ROMANIA
..	23	52,341	Steam GREECE
..	39	75,405	3	4,899	Steam } TURKEY, EUROPEAN
..	Steam } TURKEY, ASIATIC
20	3,074	111	11,459	Sailing } MARKAT TERRITORY AND TRUCIAL OMAN
..	2	3,851	Steam } MARKAT TERRITORY AND TRUCIAL OMAN
49	3,950	2	75	95	10,255	2	75	Sailing } OTHER NATIVE STATES IN ARABIA
..	36	4,292	Steam } OTHER NATIVE STATES IN ARABIA
81	3,746	4	9,486	2	4,081	Sailing } OTHER NATIVE STATES IN ARABIA
..	Steam } PERSIA
76	7,451	118	12,401	2	99	Sailing } HENJAM ISLAND
..	Steam } HENJAM ISLAND
..	5	11,995	2	3,533	Steam SUMATRA
..	1	2,118	6	14,818	Steam JAVA
..	Steam BORNEO (DUTCH)
..	Steam CEBUES AND OTHER ISLANDS
..	4	2,598	Steam SIAM
1	47	6	230	1	39	Sailing } SIAM
..	Steam INDO-CHINA (INCLUDING COCHIN-CHINA, ETC.)
..	1	3,344	1	3,485	Steam PHILIPPINES
..	Steam FORMOSA
..	2	4,448	Steam CHINA (EXCLUSIVE OF HONGKONG AND MACAO)
..	2	4,269	Steam JAPAN

GENERAL TABLES
SHIPPING

(802)

No. 9—concluded

TRADE WITH EACH COUNTRY

[NUMBER and TONNAGE of STEAM and SAILING VESSELS, including their repeated voyages, that
quishing the NATIONALITY of the vessels employed in the Trade with each

COUNTRIES WHENCE ENTERED AND TO WHICH CLEARED	NATION												
	NATIVE												
	TOTAL FOREIGN				BRITISH				BRITISH INDIAN				
	Entered		Cleared		Entered		Cleared		Entered		Cleared		
	vessels	tons	vessels	tons	vessels	tons	vessels	tons	vessels	tons	vessels	tons	
FOREIGN COUNTRIES—continued													
TRIPOLI Steam	1	1,079	
TUNIS Steam	
ALGERIA Steam	
PORTUGUESE EAST AFRICA	Steam	1	4,257	
	Sailing	1	2,147	
MADAGASCAR Steam	2	4,765	
REUNION Steam	
GERMAN EAST AFRICA	Steam	
	Sailing	
ITALIAN EAST AFRICA	Steam	
	Sailing	
FRENCH SOMALILAND Steam	3	6,223	
OTHER EAST AFRICAN PORTS Steam	
UNITED STATES OF AMERICA	Steam	1	2,234	
	Sailing	
CUBA Steam	
FRENCH WEST INDIES Steam	
DUTCH GUIANA Steam	
BRAZIL Steam	
URUGUAY	Steam	
	Sailing	
ARGENTINE REPUBLIC	Steam	
	Sailing	
CHILE Steam	
ISLANDS IN THE PACIFIC Steam	1	2,257	
TOTAL FOREIGN COUNTRIES	Steam	52	115,621	12	21,225	
	Sailing	1	2,147	181	10,769	3	128	
	Total	53	117,768	12	21,225	181	10,769	3	128	
TOTAL OF UNITED KINGDOM, BRITISH POSSESSIONS, AND FOREIGN COUNTRIES	Steam	320	580,224	20	64,211	
	Sailing	4	6,998	25	1,412	6	345	494	45,735	50	2,702
	Total	324	587,222	20	64,211	25	1,412	6	345	494	45,735	50	2,702

AND NATIONALITY OF VESSELS

ENTERED and CLEARED in BALLAST from and to each COUNTRY at PORTS in BRITISH INDIA, distinct country, in the Official Year 1918-19—concluded

NATIONALITY								COUNTRIES WHENCE ENTERED AND TO WHICH CLEARED
CRAFT								
FOREIGN				TOTAL BRITISH, BRITISH INDIAN, FOREIGN, AND NATIVE CRAFT				
Entered		Cleared		Entered		Cleared		
vessels	tons	vessels	tons	vessels	tons	vessels	tons	
..	1	1,679	FOREIGN COUNTRIES—continued
..	Steam TRIPOLI
..	Steam TUNIS
..	Steam ALGERIA
..	3	8,021	Steam } PORTUGUESE EAST AFRICA
..	1	2,147	Sailing }
..	3	4,765	Steam MADAGASCAR
..	Steam REUNION
..	Steam } GERMAN EAST AFRICA
..	Sailing }
..	Steam } ITALIAN EAST AFRICA
..	Sailing }
..	3	6,223	Steam FRENCH SOMALILAND
..	Steam OTHER EAST AFRICAN PORTS
..	2	7,594	1	4,232	Steam } UNITED STATES OF AMERICA
..	Sailing }
..	Steam CUBA
..	Steam FRENCH WEST INDIES
..	Steam DUTCH GUIANA
..	Steam BRAZIL
..	Steam } URUGUAY
..	Sailing }
..	Steam } ARGENTINE REPUBLIC
..	Sailing }
..	1	2,257	Steam CHILE
..	Steam ISLANDS IN THE PACIFIC
..	110	247,122	23	49,222	Steam } TOTAL FOREIGN COUNTRIES
185	18,668	2	75	367	40,784	5	213	Sailing }
185	18,668	2	75	477	287,906	28	49,435	Total }
..	667	1,410,287	59	138,730	Steam } TOTAL UNITED KINGDOM, BRITISH POSSESSIONS, AND FOREIGN COUNTRIES
198	19,420	2	75	869	90,676	72	4,109	Sailing }
198	19,420	2	75	1,536	1,500,963	131	142,839	Total }

VESSELS BUILT
SHIPPING

(804)

No. 10

NUMBER and TONNAGE of SAILING and STEAM VESSELS, BUILT

PROVINCES	1914-15						1915-16						SAILING	
	SAILING		STEAM		TOTAL		SAILING		STEAM		TOTAL			
	ves.	tons	ves.	tons	ves.	tons	ves.	tons	ves.	tons	ves.	tons	ves.	tons
BENGAL	2	138	4	615	6	753	4	448	2	270	6	718	3	669
BOMBAY	69	2,172	4	228	73	2,400	66	2,133	3	199	69	2,332	46	1,820
SIND	12	476	12	476	14	606	14	606	10	896
MADRAS	10	526	10	526	27	928	27	928	41	3,182
BURMA	6	130	6	130	1	21	1	21
TOTAL	99	3,442	8	843	107	4,285	112	4,226	5	469	117	4,695	100	6,567
PORTS														
BENGAL—														
Calcutta—														
from 10 to 100 tons
above 100 „ 300	4	615	4	615	2	270	2	270
„ 300
Chittagong—														
from 10 to 100 tons	2	138	2	138	2	169	2	169	1	50
above 100 to 300	2	270	2	270	1	164
„ 300	1	456
TOTAL from 10 to 100 tons	2	138	2	138	2	169	2	169	1	50
„ above 100 „ 300	4	615	4	615	2	270	2	270	4	540	1	164
„ „ 300	1	456
TOTAL	2	138	4	615	6	753	4	448	2	270	6	718	3	669
BOMBAY—														
Bombay from 10 to 100 tons	16	1,330	3	119	19	1,449	13	948	3	199	16	1,147	5	251
„ above 100 „ 300	1	109	1	109	2	369
Bassein from 10 „ 100	41	476	41	476	20	117	20	117	3	113
Bulsar „ „ „	12	366	12	366	10	333	10	333	12	418
Dabhol „ „ „	1	10	1	10
Dahanu „ „ „	3	34
Dodamarg „ „ „	1	38	1	38
Honavar „ „ „	1	27	1	27
Jaitapur „ „ „	1	28
Malsan „ „ „	13	486	13	486	11	204
Rvi „ „ „	1	10	1	10
Ratnagiri „ „ „	1	115
„ above 100 „ 300	1	20
Revdanda from 10 „ 100	3	78	3	78	1	45
Sanlkatta „ „ „	3	86	3	86	6	145
Uran „ „ „
TOTAL from 10 to 100 tons	69	2,172	3	119	72	2,291	66	2,133	3	199	69	2,332	43	1,346
„ above 100 „ 300	1	109	1	109	3	474
TOTAL	69	2,172	4	228	73	2,400	66	2,133	3	199	69	2,332	46	1,820
SIND—														
Karachi—														
from 10 to 100 tons	11	339	11	339	13	548	13	548	6	288
above 100 „ 300	1	137	1	137	1	148	1	148	4	608
„ 300
TOTAL from 10 to 100 tons	11	339	11	339	13	548	13	548	6	288
„ above 100 „ 300	1	137	1	137	1	148	1	148	4	608
„ „ 300
TOTAL	12	476	12	476	14	696	14	696	10	896
MADRAS—														
Calicut from 10 to 100 tons	7	282
„ above 100 „ 300	2	301
Cannanore from 10 „ 100	1	76	1	76
Cocanada „ „ „	1	61	1	61	4	260	4	260	4	222
„ above 100 „ 300	5	1,131
Cochin from 10 „ 100
„ above 100 „ 300
Cuddalore from 10 „ 100	1	25	1	25

NOTE—(1) Under the English and Indian Merchant Shipping Acts and the Bombay Act, XIX of 1838, the registration of coasting vessels is compulsory in the Bombay Presidency including Sind, and the returns for Bombay and Sind are therefore complete as regards vessels of 10 tons burthen and above, while the returns for other provinces are incomplete as the registration of vessels under both the English Merchant Shipping Act, 1894, and the Indian Merchant Shipping Act, X of 1841, as amended by Act XI of 1850, is optional and the returns are necessarily restricted only to such vessels as are actually registered.

(2) The ports in the Bombay Presidency, excepting the chief port, are really *talukas* composed of a number of subordinate ports.

VESSELS BUILT
SHIPPING

at each PORT in BRITISH INDIA, in each Official Year from 1914-15 to 1918-19

1916-17				1917-18						1918-19						PROVINCES
STEAM		TOTAL		SAILING		STEAM		TOTAL		SAILING		STEAM		TOTAL		
ves.	tons	ves.	tons	ves.	tons	ves.	tons	ves.	tons	ves.	tons	ves.	tons	ves.	tons	
1	532	4	1,201	6	1,188	2	155	8	1,293	5	1,553	1	241	6	1,794	BENGAL
1	21	47	1,841	47	1,996	1	27	48	1,923	153	7,361	8	56	156	7,420	BOMBAY
..	..	10	896	14	1,802	14	1,802	17	2,882	17	2,882	SIND
..	..	41	3,182	71	6,770	71	6,770	154	21,312	154	21,312	MADRAS
..	1	11	1	11	8	2,856	8	2,856	BURMA
2	553	102	7,120	139	11,626	3	182	142	11,808	337	35,967	4	297	341	36,264	TOTAL
..	1	52	1	52	BENGAL—
..	1	241	1	241	Calcutta—
1	532	1	532	from 10 to 100 tons
..	..	1	50	1	90	1	90	above 100 " 300 "
..	..	1	104	5	1,048	1	108	6	1,151	3	586	3	586	Chittagong—
F..	..	1	455	2	987	2	987	from 10 to 100 tons
..	..	1	50	1	90	1	52	2	142	above 100 to 300 "
..	..	1	104	5	1,048	1	108	6	1,151	3	586	1	241	4	827	TOTAL from 10 to 100 tons
1	532	2	987	2	987	2	987	" above 100 " 300 "
1	532	4	1,201	6	1,188	2	155	8	1,293	5	1,553	1	241	6	1,794	" " 300 "
1	21	6	272	5	194	1	27	6	221	8	598	3	56	11	654	TOTAL
..	..	2	359	7	1,160	7	1,160	BOMBAY—
..	..	3	113	5	221	5	221	7	383	7	383	Bombay from 10 to 100 tons
..	..	12	418	18	483	13	483	93	3,769	93	3,769	" above 100 " 300 "
..	1	73	1	73	Bassein from 10 " 100 "
..	..	3	34	5	61	5	61	Bulsar " " " " "
..	2	46	2	46	Dabhol " " " " "
..	1	29	1	29	2	87	2	87	Dahanu " " " " "
..	..	1	20	1	59	1	59	2	86	2	86	Dodamarg " " " " "
..	..	11	294	18	572	18	572	26	1,156	26	1,156	Honavar " " " " "
..	1	33	1	33	Jaitapur " " " " "
..	Malwan " " " " "
..	..	1	115	2	232	2	232	Rai " " " " "
..	..	1	20	Ratnagiri " " " " "
..	..	1	45	1	18	1	18	" above 100 " 300 "
..	..	6	145	Rovdanda from 10 " 100 "
1	21	44	1,967	45	1,664	1	27	46	1,691	146	6,204	3	56	149	6,260	Sanikatta " " " " "
..	..	3	474	2	232	2	232	7	1,160	7	1,160	Uran " " " " "
1	21	47	1,841	47	1,896	1	27	48	1,923	153	7,364	3	56	156	7,420	TOTAL from 10 to 100 tons
..	..	6	288	6	446	6	446	1	94	1	94	" above 100 " 300 "
..	..	4	608	8	1,356	8	1,356	15	2,412	15	2,412	SIND—
..	1	376	F..	..	1	376	Karachi—
..	..	6	288	6	446	6	446	1	94	1	94	from 10 to 100 tons
..	..	4	608	8	1,356	8	1,356	15	2,412	15	2,412	above 100 " 300 "
..	1	376	1	376	" 300 "
..	..	10	896	14	1,802	14	1,802	17	2,882	17	2,882	TOTAL from 10 to 100 tons
..	..	7	282	9	620	9	620	15	1,216	15	1,216	" above 100 " 300 "
..	..	2	301	13	1,737	13	1,737	48	8,151	48	8,151	MADRAS—
..	Callcut from 10 to 100 tons
..	..	4	222	7	418	7	418	1	83	1	83	" above 100 " 300 "
..	..	5	1,131	6	1,191	6	1,191	27	5,558	27	5,558	Cannanore from 10 " 100 "
..	2	76	2	76	6	389	6	389	Cocanada " " " " "
..	7	1,109	7	1,109	6	1,037	6	1,037	" above 100 " 300 "
..	Cochin from 10 " 100 "
..	" above 100 " 300 "
..	Cuddalore from 10 " 100 "

VESSELS BUILT
SHIPPING

(806)

No. 10—continued
NUMBER and TONNAGE of SAILING and STEAM VESSELS, BUILT

PORTS—continued	1914-15						1915-16						SAILING	
	SAILING		STEAM		TOTAL		SAILING		STEAM		TOTAL		ves.	tons
	ves.	tons	ves.	tons	ves.	tons	ves.	tons	ves.	tons	ves.	tons		
MADRAS—continued														
Mangalore from 10 to 100 tons	5	153	5	153	18	307	18	307	14	398
.. above 100 „ 300
Madripatam from 10 „ 100
.. above 100 „ 300	1	300
Pamban from 10 „ 100
.. above 100 „ 300
Ponani from 10 „ 100
Tellocherry .. „ „	1	76	1	76	2	111
.. above 100 „ 300
Toppattueral from 10 „ 100 ..	1	13	1	13
Tuticorin .. „ „ ..	1	79	1	79	2	94	2	94	5	324
.. above 100 „ 300 ..	2	220	2	220	1	113
TOTAL from 10 to 100 tons	8	306	8	306	27	928	27	928	32	1,337
.. above 100 „ 300 ..	2	220	2	220	9	1,345
TOTAL	10	526	10	526	27	928	27	928	41	3,182
BURMA—														
Moulmein from 10 to 100 tons
Rangoon .. „ „
.. above 100 „ 300
.. „ 300
Mergui from 10 „ 100 ..	6	130	6	130	1	21	1	21
Tavoy .. „ „
TOTAL from 10 „ 100 tons	6	130	6	130	1	21	1	21
.. „ above 100 „ 300
.. „ 300
TOTAL	6	130	6	130	1	21	1	21

VESSELS BUILT
SHIPPING

at each PORT in BRITISH INDIA, in each Official Year from 1914-15 to 1918-19—continued.

1916-17				1917-18				1918-19								
STEAM		TOTAL		SAILING		STEAM		TOTAL		SAILING		STEAM		TOTAL		
ves.	tons	ves.	tons	ves.	tons	ves.	tons	ves.	tons	ves.	tons	ves.	tons	ves.	tons	
..	..	14	398	10	559	16	559	21	915	21	915	FORTS—continued
..	7	1,000	7	1,000	MADRAS—continued
..	3	254	3	254	Mangalore from 10 to 100 tons
..	..	1	300	1	202	1	202	8	1,286	8	1,286	.. above 100 „ 300 „
..	Masulipatam from 10 „ 100 „
..	1	119	1	119 above 100 „ 300 „
..	Pamban from 10 „ 100 „
..	..	2	111	1	70	1	70	5	290	5	290	.. above 100 „ 300 „
..	2	470	2	470	Ponani from 10 „ 100 „
..	Tellicherry „ „ „
..	..	5	324	5	362	5	362 above 100 „ 300 „
..	..	1	118	3	321	3	321	5	668	5	668	Topputturai from 10 „ 100 „
..	..	32	1,337	40	2,100	40	2,100	51	3,147	51	3,147	Tuticorin „ „ „ „
..	..	9	1,845	31	4,679	31	4,679	103	18,165	103	18,165	.. above 100 „ 300 „
..	..	41	3,182	71	6,779	71	6,779	154	21,312	154	21,312	TOTAL
..	BURMA—
..	Moulmein from 10 to 100 tons
..	Rangoon „ „ „ „
..	3	724	3	724	.. above 100 „ 300 „
..	5	2,132	5	2,132	.. „ 300 „
..	Mergui from 10 „ 100 „
..	1	11	1	11	Tavoy „ „ „ „
..	TOTAL from 10 „ 100 tons
..	3	724	3	724	.. above 100 „ 300 „
..	5	2,132	5	2,132	.. „ 300 „
..	1	11	1	11	8	2,856	8	2,856	TOTAL

VESSELS REGISTERED
SHIPPING

(808)

No. 11

NUMBER and TONNAGE of SAILING and STEAM VESSELS, FIRST REGISTERED

PROVINCES	1914-15						1915-16						SAILING	
	SAILING		STEAM		TOTAL		SAILING		STEAM		TOTAL			
	ves.	tons	ves.	tons	ves.	tons	ves.	tons	ves.	tons	ves.	tons	ves.	tons
<i>Under the English Act</i>														
BENGAL	4	615	4	615	2	270	2	270
BOMBAY	1	14	4	12,084	5	12,098	2	6,115	2	6,115
BURMA	6	99	6	99
TOTAL	1	14	8	12,699	9	12,713	10	6,484	10	6,484
<i>Under the Indian Acts</i>														
BENGAL	2	138	2	138	4	448	4	448	3	669
BOMBAY	145	4,897	5	253	150	5,150	153	4,725	3	199	156	4,924	138	4,368
SIND	12	476	12	476	13	679	13	679	12	929
MADRAS	10	526	10	526	27	928	27	928	41	3,192
BURMA	8	301	8	301	2	45	2	45	4	147
TOTAL	177	6,338	5	253	182	6,591	199	6,825	3	199	202	7,024	198	9,285
<i>PORTS</i>														
<i>Under the English Act</i>														
BENGAL—														
Calcutta—														
from 10 to 100 tons														
..
above 100 „ 300														
..	..	4	615	4	615	2	270	2	270
" 300														
..
TOTAL	4	615	4	615	2	270	2	270
<i>Under the Indian Acts</i>														
BENGAL—														
Chittagong from 10 to 100 tons														
2	138	2	138	2	169	2	169	1	50	..
" above 100 „ 300														
..	2	270	2	270	1	164	..
" " 300														
..	1	455	..
TOTAL	2	138	2	138	4	448	4	448	3	609
<i>Under the English Act</i>														
BOMBAY—														
Bombay—														
from 10 to 100 tons														
1	14	1	14
above 100 „ 300														
..
" 300														
..	..	4	12,084	4	12,084	2	6,115	2	6,115
TOTAL	1	14	4	12,084	5	12,098	2	6,115	2	6,115
<i>Under the Indian Acts</i>														
BOMBAY—														
Bombay—														
from 10 to 100 tons														
33	1,978	4	144	37	2,117	29	1,614	3	199	32	1,813	10	415	..
above 100 „ 300														
..	..	1	109	1	109	1	129	1	129	4	669	..
" 300														
..
Ankola from 10 „ 100														
..
Bassein " " " " "														
27	406	27	406	12	182	12	182	2	42	..
Bulsar " " " " "														
85	2,518	85	2,518	59	1,687	59	1,687	72	2,806	..
Dabhol " " " " "														
..	2	72	2	72
Dahanu " " " " "														
..	19	221	19	221	24	281	..
Dodamarg " " " " "														
..	1	24	1	24
Honsvar " " " " "														
..	1	27	1	27
Jaltapur " " " " "														
..	1	26	..
Maliwan " " " " "														
..	15	465	15	465	11	294	..
Marol " " " " "														
..
Rai " " " " "														
..
Revdanda " " " " "														
..
Sankatta " " " " "														
..	6	121	6	121	3	67	..
Surat " " " " "														
..	1	33	1	33	7	164	..
Uran " " " " "														
..	4	91	4	91
Venguria " " " " "														
..	3	109	3	109	1	20	..
TOTAL from 10 to 100 tons														
145	4,897	4	144	149	5,041	152	4,598	3	199	155	4,795	134	3,699	..
" above 100 „ 300														
..	..	1	109	1	109	1	129	1	129	4	669	..
" 300														
..
TOTAL	145	4,897	5	253	150	5,150	153	4,725	3	199	156	4,924	138	4,368

Note.—(1) Under the English and Indian Merchant Shipping Acts and the Bombay Act, XIX of 1838, the registration of coasting vessels is compulsory in the Bombay Presidency including Sind, and the returns for Bombay and Sind are therefore complete as regards vessels of 10 tons burthen and above, while the returns for other provinces are incomplete as the registration of vessels under both the English Merchant Shipping Act, 1894, and the Indian Merchant Shipping Act, X of 1841, as amended by Act XI of 1850, is optional and the returns are necessarily restricted only to such vessels as are actually registered.

(2) The ports in the Bombay Presidency, excepting the chief port, are really *talukas* composed of a number of subordinate ports.

VESSELS REGISTERED
SHIPPING

each PORT in BRITISH INDIA, in each Official Year from 1914-15 to 1918-19

1910-17				1917-18						1918-19						PROVINCES <i>Under the English Act</i>
STEAM		TOTAL		SAILING		STEAM		TOTAL		SAILING		STEAM		TOTAL		
ves.	tons	ves.	tons	ves.	tons	ves.	tons	ves.	tons	ves.	tons	ves.	tons	ves.	tons	
1	532	1	532	2	155	2	155	1	241	1	241	BENGAL
6	13,061	6	13,061	1	79	1	1,128	2	1,207	4	3,840	4	3,840	BOMBAY
3	200	3	200	1	175	1	175	9	3,561	1	139	10	3,700	BURMA
10	14,093	10	14,093	1	79	4	1,458	5	1,537	9	3,561	6	4,220	15	7,781	TOTAL
..	..	3	609	6	1,138	6	1,138	5	1,553	5	1,553	BENGAL
1	21	139	4,389	188	5,206	1	27	180	5,233	144	5,917	3	56	147	5,973	BOMBAY
..	..	12	929	17	1,810	17	1,810	17	2,882	17	2,882	SIND
..	..	41	3,182	71	6,779	71	6,779	155	21,361	155	21,361	MADRAS
..	..	4	147	8	366	8	366	BURMA
1	21	189	9,316	290	15,308	1	27	291	15,335	321	31,713	3	56	324	31,769	TOTAL
..	1	52	1	52	BENGAL— Calcutta— from 10 to 100 tons
..	1	103	1	103	1	241	1	241	above 100 " 300 "
1	532	1	532	" 300 "
1	532	1	532	2	155	2	155	1	241	1	241	TOTAL
..	..	1	50	1	90	1	90	BENGAL— Chittagong from 10 to 100 tons
..	..	1	104	5	1,048	5	1,048	3	586	3	586	above 100 to 300 tons
..	..	1	455	2	967	2	967	" 300 "
..	..	3	609	6	1,138	6	1,138	5	1,553	5	1,553	TOTAL
..	1	79	1	79	1	46	1	46	BOMBAY— Bombay— from 10 to 100 tons
..	above 100 " 300 "
6	13,061	6	13,061	1	1,128	1	1,128	3	3,795	3	3,795	" 300 "
6	13,061	6	13,061	1	79	1	1,128	2	1,207	4	3,840	4	3,840	TOTAL
1	21	11	436	21	627	1	27	22	654	21	1,159	3	56	24	1,215	BOMBAY— Bombay— from 10 to 100 tons
..	..	4	669	1	244	1	244	7	1,160	7	1,160	above 100 " 300 "
..	1	318	1	318	" 300 "
..	..	2	42	Ankola from 10 to 100 tons
..	..	2	74	4	187	4	187	6	218	6	218	Bassein " " " " "
..	..	72	2,306	98	2,567	98	2,567	49	1,580	49	1,580	Bulsar " " " " "
..	..	24	281	30	483	30	483	27	367	27	367	Dabhel " " " " "
..	2	46	2	46	Dahanu " " " " "
..	1	29	1	29	2	87	2	87	Dodmarg " " " " "
..	..	1	26	2	86	2	86	Honavar " " " " "
..	..	11	294	23	728	23	728	10	310	10	310	Jaitapur " " " " "
..	1	12	1	12	Maiwan " " " " "
..	1	33	1	33	Morali " " " " "
..	..	1	20	Rai " " " " "
..	..	3	57	6	199	6	199	5	79	5	79	Revdanda " " " " "
..	..	7	164	3	97	3	97	12	507	12	507	Sanikata " " " " "
..	Surat " " " " "
..	..	1	20	Uran " " " " "
..	Vengurla " " " " "
1	21	135	3,720	187	4,962	1	27	188	4,989	136	4,439	3	56	139	4,495	TOTAL from 10 " 100 tons
..	..	4	669	1	244	1	244	7	1,160	7	1,160	" above 100 " 300 "
..	1	318	1	318	" " 300 "
1	21	139	4,389	188	5,206	1	27	189	5,233	144	5,917	3	56	147	5,973	TOTAL

VESSELS REGISTERED
SHIPPING

CHECKED
2006-07

No. 11—continued

NUMBER and TONNAGE of SAILING and STEAM VESSELS, FIRST REGISTERED

		1914-15						1915-16						SAILING	
		SAILING		STEAM		TOTAL		SAILING		STEAM		TOTAL			
		ves.	tons	ves.	tons	ves.	tons	ves.	tons	ves.	tons	ves.	tons		
PORTS—continued															
Under the Indian Acts															
SIND—															
Karachi	from 10 to 100 tons	11	339	11	339	12	531	12	531	7	303
"	above 100 " 300 "	1	137	1	137	1	148	1	148	4	308
"	" 300 "
Sirganda	from 10 " 100 "	1	18
TOTAL	" 10 " 100 "	11	339	11	339	12	531	12	531	8	321
"	above 100 " 300 "	1	137	1	137	1	148	1	148	4	308
"	" 300 "
TOTAL		12	476	12	476	13	679	13	679	12	629
Under the Indian Acts															
MADRAS—															
Calicut	from 10 to 100 tons	7	282
"	above 100 " 300 "	2	561
Cannanore	from 10 " 100 "	1	76	1	76
Cocanada	" " " " "	1	61	1	61	4	260	4	260	4	222
"	above 100 " 300 "	5	1,131
Cochin	from 10 " 100 "
"	above 100 " 300 "
Madras	from 10 " 100 "	1	25	1	25
"	above 100 " 300 "	5	153	5	153	18	397	18	397	14	398
Madras	from 10 " 100 "
"	above 100 " 300 "	1	300
Pamban	from 10 " 100 "
"	above 100 " 300 "
Ponani	from 10 " 100 "
Tellicherry	" " " " "	1	76	1	76	2	111
"	above 100 " 300 "
Topputtuorai	from 10 " 100 "	1	13	1	13
Tuticorin	" " " " "	1	79	1	79	2	94	2	94	5	324
"	above 100 " 300 "	2	220	2	220	1	113
TOTAL	from 10 " 100 "	8	306	8	306	27	928	27	928	32	1,337
"	above 100 " 300 "	2	220	2	220	9	1,845
TOTAL		10	526	10	526	27	928	27	928	41	3,182
Under the English Act															
BURMA—															
Rangoon	from 10 to 100 tons	6	99	6	99
"	above 100 " 300 "
"	" 300 "
TOTAL		6	99	6	99
Under the Indian Acts															
BURMA—															
Moulmein	from 10 to 100 tons	1	30	1	30	1	24	1	24	4	147
"	above 100 " 300 "	1	141	1	141
Mergui	from 10 " 100 "	6	130	6	130	1	21	1	21
Tavoy	" " " " "
TOTAL	" 10 " 100 "	7	160	7	160	2	45	2	45	4	14
"	above 100 " 300 "	1	141	1	141
TOTAL		8	301	8	301	2	45	2	45	4	14

**Agents for the Sale of Books published by the
Superintendent of Government Printing, India, Calcutta.**

IN EUROPE.

Constable & Co., 10, Orange Street, Leicester Square,
London, W.C.
Kegan Paul, Trench, Trübner & Co., 68-74, Carter
Lane, E.C., and 25, Museum Street, London,
W.C.
Bernard Quaritch, 11, Grafton Street, New Bond
Street, London, W.
P. S. King & Sons, 2 & 4, Great Smith Street, West-
minster, London, S.W.
H. S. King & Co., 65, Cornhill, E.C., and 9, Pall Mall,
London, W.
Grindley & Co., 54, Parliament Street, London; S.W.

Luzac & Co., 46, Great Russell Street, London, W.C.
W. Thacker & Co., 2, Creed Lane, London, E.C.
T. Fisher Unwin, Ltd., 1, Adelphi Terrace, London
W.C.
Wm. Wesley & Son, 28, Essex St., Strand, London.
B. H. Blackwell, 50 & 51, Broad Street, Oxford.
Deighton Bell & Co., Ltd., Cambridge.
Oliver and Boyd, Tweeddale Court, Edinburgh.
E. Fensonby, Ltd., 116, Grafton Street, Dublin.
Ernest Leroux, 23, Rue Bonaparte, Paris.
Martinus Nijhoff, The Hague, Holland.

IN INDIA AND CEYLON.

Thacker, Spink & Co., Calcutta and Simla.
Newman & Co., Calcutta.
R. Cambay & Co., Calcutta.
S. K. Lahiri & Co., Calcutta.
B. Banerjee & Co., Calcutta.
The Indian School Supply Depot, 309, Bow Bazar
Street, Calcutta, and 226, Nawabpur, Dacca.
Butterworth & Co. (India), Ltd., Calcutta.
Rai M. C. Sarcar Bahadur & Sons, 90/2A, Harrison
Road, Calcutta.
The Weldon Library, 57, Park Street, West, Calcutta.
Standard Literature Company, Limited, Calcutta.
Lal Chand & Sons, Calcutta.
Higginbotham & Co., Madras.
V. Kalyanarama Iyer & Co., Madras.
G. A. Natesan & Co., Madras.
S. Murthy & Co., Madras.
Thompson & Co., Madras.
Temple & Co., Madras.
P. R. Rama Iyer & Co., Madras.
Das & Co., Madras.
B. M. Gopala Krishna Kone, Madras.
Thacker & Co., Ltd., Bombay.
A. J. Combridge & Co., Bombay.
D. D. Taraporevala, Sons & Co., Bombay.
Mrs. Radhabai Atmaram Sagoon, Bombay.

Sunder Pandurang, Bombay.
Gopal Narayan & Co., Bombay.
Ram Chandra Govind & Son, Kalbadevi, Bombay.
The Standard Bookstall, Karachi.
Mangaldas Harkisandas, Surat.
Karsandas Narendas & Sons, Surat.
A. H. Wheeler & Co., Allahabad, Calcutta and Bombay.
N. B. Mathur, Supt., Nazir Kanun Hind Press,
Allahabad.
Rai Sahib M. Gulab Singh & Sons, Mufid-i-Am Press,
Lahore and Allahabad.
Rama Krishna & Sons, Lahore.
Supt., American Baptist Mission Press, Rangoon.
Manager, the "Hitavada," Nagpur.
S. C. Talukdar, Proprietor, Students & Co., Cooch
Behar.
A. M. & J. Ferguson, Ceylon.
Manager, Educational Book Depôts, Nagpur and
Jubbulpore.*
Manager of the Imperial Book Depot, 63, Chandney
Chauk Street, Delhi.
Manager, "The Agra Medical Hall and Co-operative
Association, Ltd." (Successors to A. John & Co.,
Agra.)*
Supt., Basel Mission Book and Tract Depository,
Mangalore.*
P. Varadachary & Co., Madras.*
H. Liddell, Printer, etc., 7, South Road, Allahabad.*
Ram Dayal Agarwala, 184, Katra, Allahabad.*
D. C. Anand & Sons, Peshawar.*
Manager, Newal Kishore Press, Lucknow.*

* Agents for the sale of Legislative Department publications only.

FIFTY-THIRD ISSUE]

DEPARTMENT OF STATISTICS, INDIA

ANNUAL STATEMENT
OF THE
Sea-Borne Trade of British India
WITH THE
British Empire and Foreign Countries

For the fiscal year ending 31st March, 1919

VOLUME II

Abstract and detailed tables of the trade and shipping, with each country and each port, and tables relating to the trade of Aden, and of the French and Portuguese Possessions in India

Published by order of the Governor-General in Council



CALCUTTA
SUPERINTENDENT GOVERNMENT PRINTING, INDIA
1920

[No. 1215.]

Price Rs. 6 annas 8